Erik C. Buchanan

Direct Testimony and Exhibits

BEFORE THE NEW MEXICO PUBLIC REGULATION COMMISSION

IN THE MATTER OF THE APPLICATION OF NEW MEXICO GAS COMPANY, INC. FOR APPROVAL OF REVISIONS TO ITS RATES, RULES, AND CHARGES PURSUANT TO ADVICE NOTICE NO. 96	)	**Case No. 23-00255-UT**
NEW MEXICO GAS COMPANY, INC.	)	
Applicant.	)	

DIRECT TESTIMONY AND EXHIBITS

OF

ERIK C. BUCHANAN

September 14, 2023

DIRECT TESTIMONY OF
ERIK C. BUCHANAN
NMPRC CASE NO. 23-00255-UT

TABLE OF CONTENTS

I. INTRODUCTION 1

II. FINANCIAL OVERVIEW OF RATE CASE FILING 5

III. BASE PERIOD 7

- A. AFFILIATE SHARED SERVICES 8
  - i. Affiliate Charges to NMGC for Shared Services 8
  - ii. Affiliate Services NMGC charges to Affiliates 21
- B. ADVERTISING AND LOBBYING EXPENSES 22
- C. WEIGHTED AVERAGE COST OF CAPITAL 24
- D. REGULATORY ASSETS AND LIABILITIES 29
- E. WORKING CAPITAL 40

IV. THE COMPANY'S COST OF SERVICE 44

- A. BASE PERIOD EXCLUSIONS AND ADJUSTMENTS 44
  - i. Exclusions From Base Period 45
- B. BASE PERIOD ADJUSTMENTS THAT CARRY FORWARD 52
  - i. Adjustments to Rate Base 53
  - ii. Adjustments to Operating Expenses 53
  - iii. Adjustments to Revenue 56
  - iv. Adjustments to Taxes 56
- C. LINKAGE PERIODS AND FUTURE TEST YEAR 57
  - i. Development of Revenue Requirement 57
  - ii. Rate Base 58
  - iii. O&M Expense 63
  - iv. Depreciation and Amortization Expense 67
  - v. General Taxes 68
  - vi. Other Allowable Expenses (Returns) 71

vii. Federal Income Taxes 73

viii. Revenue Credits 73

V. FULLY FUNCTIONAL COS MODEL 74

A. FULLY FUNCTIONAL MODEL 74

B. TIME PERIODS CONTAINED IN THE MODEL 77

C. HOW THE MODEL WORKS 79

D. THE WORKBOOKS 83

i. The COS Workbook 83

ii. The Rate Base Workbook 88

iii. The Operations Expense Workbook 97

E. NON-FULLY-FUNCTIONAL DATA 110

NMGC EXHIBIT ECB-1	Résumé of Erik C. Buchanan
NMGC EXHIBIT ECB-2	Inventory of 630 Schedules
NMGC EXHIBIT ECB-3	Cost of Service
NMGC EXHIBIT ECB-4	Rate Base
NMGC EXHIBIT ECB-5	Operations Expense
NMGC EXHIBIT ECB-6	Rule 17.1.3.13 NMAC Compliance
NMGC EXHIBIT ECB-7	Cost of Capital Items
NMGC EXHIBIT ECB-8	TECO Shared Service Costs
NMGC EXHIBIT ECB-9	Emera Shared Service Costs
NMGC EXHIBIT ECB-10	Instructions for Cost-of-Service Model

DIRECT TESTIMONY OF
ERIK C. BUCHANAN
NMPRC CASE NO. 23-00255-UT

I. INTRODUCTION

Q. PLEASE STATE YOUR NAME, POSITION AND BUSINESS ADDRESS.

A. My name is Erik C. Buchanan. I am the Vice President of Finance for New Mexico Gas Company, Inc. ("NMGC" or the "Company"). My business address is 7120 Wyoming Boulevard, NE, Suite 20, Albuquerque, New Mexico 87109.

Q. PLEASE DESCRIBE YOUR RESPONSIBILITIES AS VICE PRESIDENT OF FINANCE.

A. I am responsible for the financial operations of NMGC, including the accounting, financial reporting, tax compliance, budgeting, cost of service, financial planning and treasury functions. Additionally, I am responsible for developing the Company's revenue requirement in this filing. I also sponsor the various Schedules required to be submitted with this filing pursuant to 17.10.630 NMAC ("Rule 630").

Q. PLEASE DESCRIBE YOUR EDUCATIONAL BACKGROUND AND PROFESSIONAL EXPERIENCE.

A. I have a Bachelor of Business Administration degree from the University of New Mexico, and I am a Certified Public Accountant. I have summarized my educational background and professional experiences in NMGC Exhibit ECB-1.

Q. HAVE YOU PREVIOUSLY TESTIFIED BEFORE THE NEW MEXICO PUBLIC REGULATION COMMISSION ("NMPRC OR THE "COMMISSION")?

A. Yes, I included my prior testimony information in NMGC Exhibit ECB-1.

Q. WHAT IS THE PURPOSE OF YOUR DIRECT TESTIMONY IN THIS PROCEEDING?

A. The purpose of my Direct Testimony is to

1. Discuss the financial reasons for the rate case;
2. Present the Company's weighted average cost of capital ("WACC") for the Future Test Year for this case, October 1, 2024 through September 30, 2025 ("Future Test Year");
3. Support the recovery of certain rate case expenses the Company has incurred in relation to this rate case filing;
4. Provide the details of and justification for the regulatory assets and liabilities the Company is seeking to recover and refund in this filing;
5. Describe the components that make up NMGC's Future Test Year cost of service model ("Model"), including how to use the Model. I also identify where and why non-fully functional data was used within the Model.
6. Provide NMGC's cost of service ("COS") during the Base Period, Linkage Periods, and Future Test Year. I provide the inputs to the Model starting with the adjustments to the Base Period, then discuss the information in the Linkage Periods, and finally the basis for the Future Test Year revenue requirement.
7. Using the Model and COS, I develop the revenue requirement in this case.

Q. ARE YOU TESTIFYING TO THE COMPANY'S FINANCIAL DATA CONTAINED IN THE MODEL?

A. Yes. My testimony also discusses the operation of the Model and the ultimate revenue deficiency as shown in the Model.

Q. ARE YOU SPONSORING ANY SCHEDULES REQUIRED BY RULE 630?

A. Yes, I am sponsoring several Rule 630 Schedules, as listed in NMGC Exhibit ECB-2. NMGC Exhibit ECB-2 identifies the Rule 630 Schedules that I am sponsoring and is also a comprehensive list of all the Rule 630 Schedules filed in this case. Certain of these schedules are included as part of the fully functional Model and are therefore in executable electronic format. NMGC Exhibit ECB-2 notes the format, as well as the sponsor, of each Rule 630 Schedule.

Q. HAS NMGC PROVIDED OPERATING RESULTS AND FINANCIAL DATA THAT ARE PREPARED IN THE NORMAL COURSE OF BUSINESS FOR THE THREE YEARS PRECEDING THE BASE PERIOD, AS REQUIRED BY 17.1.3.13 NMAC?

A. Yes, NMGC files its FERC Form No. 2 report as part of the annual report NMGC files with the Commission in compliance with 17.3.610 NMAC. The data required by 17.1.3.13 NMAC is contained in these FERC Form No. 2 reports. I have attached as NMGC Exhibit ECB-6 a list of the filing dates of the financial data for 2019, 2020, 2021, and 2022.

Q. HAS NMGC COMPLIED WITH THE REQUIREMENTS OF 17.1.3.15 NMAC?

A. Yes, the data for Base Period, Adjusted Base Period, Linkage Periods, and Future Test Year are presented in conformity with the applicable Uniform System of Accounts ("USOA") prescribed by the Commission.

Q. HAS NMGC PROVIDED OPERATING EXPENSES DATA, AS REQUIRED BY 17.1.3.16(B) NMAC?

A. Yes, NMGC's application, testimonies, and exhibits in this case present Operations and Maintenance ("O&M") information in compliance with the requirements of 17.1.3.16(B) NMAC. NMGC only serves customers in New Mexico, therefore the total Company amounts are also the jurisdictional amounts.

Q. HAS NMGC PROVIDED RATE BASE DATA, AS REQUIRED BY 17.1.3.16(C)(1) AND (2) NMAC?

A. Yes, NMGC's rate base is presented as required by 17.1.3.16(C)(1) and (2) NMAC in NMGC's Rule 630 Schedule A-4.

Q. HAS NMGC COMPLIED WITH THE REQUIREMENTS OF 17.1.3.16(D)(2), (3), (5), AND (6) NMAC?

A. Yes. We have complied with the following requirements, as shown in NMGC Exhibit ECB-7:

- 17.1.3.16(D)(2) NMGC is providing projections for the Future Test Year 2025, calendar years 2026 and part of calendar year 2027;
- 17.1.3.16(D)(3) NMGC is providing information related to its short-term debt balances, external financing requirements, and projected capitalized ratios;
- 17.1.3.16(D)(5) NMGC is providing information on its estimates of interest and preferred dividend coverages; and
- 17.1.3.16(D)(6) NMGC is providing information related to the computations of ratios of earnings to fixed charges.

Q. HAS NMGC COMPLIED WITH THE REQUIREMENTS OF 17.1.3.17 NMAC?

A. Yes.

II. FINANCIAL OVERVIEW OF RATE CASE FILING

Q. FROM A FINANCIAL PERSPECTIVE, WHY IS NMGC FILING THIS RATE CASE?

A. As shown in NMGC Exhibit ECB-3, NMGC is projecting a Future Test Year COS revenue requirement of $265.2 million, with a Future Test Year Revenue amount at current rates of $216.2 million, resulting in a revenue deficiency of $48.97 million under NMGC's current rates. The reasons for NMGC's revenue deficiency are:

1) Continued capital investments NMGC will make during the period covered by this case, which ultimately result in an increase in rate base of $163 million compared to what current rates are based upon;

2) O&M expenses are expected to increase from $99.7 million in the Adjusted Base Period to $115.1 million in the Future Test Year;

3) Depreciation and amortization is expected to increase from $43.8 million in the Adjusted Base Period to $49.6 million in the Future Test Year;

4) General taxes, which are primarily made up of property taxes and payroll taxes, are expected to increase from $14.9 million in the Adjusted Base Period to $18.3 million in the Future Test Year;

5) Other Allowable Expenses (Returns), which are primarily made up of amortization of rights-of-way and regulatory assets and liabilities, are expected to increase from $1.3 million in the Adjusted Base Period to $2.4 million in the Future Test Year;

6) Revenue credits, which reflect revenues earned by NMGC that are credited back to customers through non-fuel cost of service rates, are expected to decrease from $10.7 million in the Adjusted Base Period to $9.7 million in the Future Test Year;

7) Income and other taxes, which are made up of federal and state income taxes and fees paid to the Commission, are expected to increase from $14 million in the Adjusted Base Period to $17.7 million in the Future Test Year; and

8) an expected decrease in net revenues at existing rates of $4.7 million in the Future Test Year due to decreasing customer usage and the expiration of a minimum-take off-system sales agreement with a third party.

Q. PLEASE BRIEFLY DISCUSS THE INCREASE IN NMGC'S EXPENSES.

A. NMGC has seen continued increases in operating expenses – both O&M and non-O&M. O&M expenses include items such as labor and wages, employee benefits and expenses, materials and supplies, insurance, and outside services. The Company works hard to control costs by shopping smartly for services and materials. However, the Company, is not immune to the significant inflation that has occurred since 2021. Like many businesses across the nation, NMGC is experiencing O&M cost increase pressures in almost all areas. As a provider of an essential service, NMGC is constrained in what it can cut without negatively impacting customers. In total, O&M expenses have increased by $12.5 million between the settlement reconciliation in NMGC's last rate case, NMPRC Case No 21-00267-UT ("2021 Rate Case"), and the Future Test Year.

Non-O&M operating expenses include things like payroll taxes, property taxes, possessory interest taxes, and depreciation and amortization. In total, operating expenses have increased by $9.9 million between the settlement reconciliation in the 2021 Rate Case and the Future Test Year.

III. BASE PERIOD

Q. WHAT TWELVE-MONTH PERIOD DID NMGC USE TO DEVELOP THE BASE PERIOD TOTAL COST OF PROVIDING SERVICE TO THE COMPANY'S CUSTOMERS?

A. NMGC used the twelve-month period ending March 31, 2023, to develop its Base Period total COS. As discussed below, the Base Period amounts are the starting point for the development of data used to determine the Company's revenue deficiency in this proceeding.

Q. HOW DID NMGC DETERMINE THE BASE PERIOD COSTS?

A. All of the unadjusted amounts in the Base Period are taken directly from the Company's books and records, in accordance with 17.10.630.7(F) NMAC. These amounts have been reviewed by the accounting firm Ernst & Young, as demonstrated in Rule 630 Schedule R-7. The Base Period reflects actual balance sheet amounts as of March 31, 2023, and income statement amounts for the twelve-month period ending March 31, 2023. Please see Rule 630 Schedule A-1 for these costs.

Q. ARE THERE ANY SPECIFIC EXPENSES IN THE BASE PERIOD YOU WANT TO TALK ABOUT?

A. Yes. I would specifically like to address affiliate charges related to shared services between affiliate companies and advertising expenses.

A. AFFILIATE SHARED SERVICES

i. Affiliate Charges to NMGC for Shared Services

Q. DOES THE BASE PERIOD INCLUDE CHARGES TO AND FROM AFFILIATES?

A. Yes, the Base Period contains charges that NMGC receives from its affiliates, and credits for the services NMGC provides to its affiliates.

Q. PLEASE DESCRIBE HOW NMGC DETERMINES SERVICES TO BE PERFORMED BY AND FOR AFFILIATE COMPANIES.

A. As described throughout this section of my Testimony, consistent with good governance practices and subject to its business needs and objectives, NMGC is constantly reviewing its business operations to determine which, if any, services it will obtain from its affiliates. This is an ongoing examination based on review of its business needs, customer needs and operations.

Q. IS NMGC SEEKING RECOVERY OF THE AFFILIATE CHARGES IT RECEIVES FROM AFFILIATES?

A. Yes. To determine this amount, NMGC takes the Base Period expenses and depending on the nature of the charges either escalates or separately forecasts those charges through the Future Test Year. The net amount of transactions with affiliates included in the Model during the Base Period was $11.4 million, which includes $11.8 million in charges from affiliates offset by $0.4 million that NMGC charged to affiliates. During the Future Test Year, the total net amount NMGC is seeking to recover related to affiliate charges, while excluding charges related to affiliates' long-term incentive programs, is $11.8 million. See Rule 630 Schedule H-14.

Q. WHAT AFFILIATE CHARGES IS NMGC SEEKING IN THIS CASE?

A. NMGC is seeking to recover the affiliate charges in the following:

- **Information Technology and Telecommunications ("IT&T") & Security Services** – Major services include: desktop computer support and performance management, employee service support (on-site and off-site), IT&T infrastructure maintenance and support, IT&T asset management, information and cyber security, telecommunications, the support/maintenance of the SAP Enterprise Resources Program and other applications, and the asset usage fee, which is a fee for use of shared IT hardware.
- **Finance and Related Services** – Major services include: accounts payable, insurance risk, treasury (including cash management), corporate tax, corporate accounting and research, internal audit, investor relations, budget and planning, and general assistance with financial matters.
- **Corporate and Related Services** – Major services include: corporate support services from Emera which includes IT, security, safety, HR and finance-related functions, and a portion of executive compensation.
- **Human Resources and Related Services** – Major services include: healthcare and benefits-related administration, payroll, compensation, human resources policy administration, recruitment, training and development, and assessment and development.

- **Legal and Related Services** – Major services include: risk management and claims support, compliance, assistance with federal affairs, general assistance with legal matters, and related administrative support and technology.

I will describe the process the Company applies to determine the amount of these charges and will provide some detail about these charges.

Q. DO THESE AFFILIATE CHARGES COMPLY WITH THE COMMISSION RULES ON AFFILIATE TRANSACTIONS?

A. Yes. The Commission's rules, specifically 17.6.450 NMAC, establish the requirements and guidelines utilities must observe when undertaking a transaction, such as these, with a corporate affiliate. NMGC has complied with all of the requirements provided for in the Commission's rules.

Q. CAN TRANSACTIONS BETWEEN AFFILIATES BENEFIT CUSTOMERS?

A. Yes. The central benefit of a shared services company is to allow related companies to employ economies of scale and to take advantage of a special expertise that may already exist at one company without having to undertake the expense of replicating that expertise at each of the companies under shared ownership. These benefits are passed along to customers in the form of lower costs.

Q. PLEASE EXPLAIN THE EVOLUTION OF NMGC'S AFFILIATE TRANSACTIONS.

A. Since TECO Energy, Inc.'s ("TECO") acquisition of NMGC in 2014, NMGC has been part of a larger corporate group that utilizes a shared services model for many back-office functions. The assignment of shared services costs from affiliates to NMGC is governed by the Cost Allocation Manual ("CAM") that was agreed to among the parties and filed with the Commission pursuant to the Commission's Final Order in NMPRC Case No. 13-00231-UT. The CAM was updated on July 1, 2016, to reflect the acquisition of TECO by Emera, and was updated on December 31, 2019, to reflect a change from TECO Services, Inc. ("TSI") to Tampa Electric Company ("Tampa Electric" or "TEC") as the centralized shared services company under the CAM.

Q. PLEASE DESCRIBE HOW NMGC HAS FORMALIZED THE SERVICES PERFORMED BETWEEN AFFILIATE COMPANIES.

A. NMGC has entered into services agreements with Tampa Electric, Emera Brunswick Pipeline ("EBP"), and Emera. The Tampa Electric and Emera services agreements detail the nature of the services and related charges to be provided to and from NMGC. The EBP service agreement details the services and charges to be provided by NMGC to EBP.

The current services agreements were applicable during the Base Period and remain in place. These agreements are on file with the NMPRC. NMGC also files annual Class I Transaction Reports that report the charges between NMGC and its affiliates.

Q. HOW ARE AFFILIATE CHARGES DETERMINED?

A. All charges are determined in accordance with the CAM. Under the CAM, there are three methods available for collecting and charging affiliate charges:

1) direct costs charged to an affiliate are direct charges;

2) indirect costs for shared services assessed to more than one affiliate using various methodologies are assessed charges; and

3) remaining indirect costs are allocated charges to multiple affiliates using the Modified Massachusetts Method ("MMM").

These three methods of affiliate charges are described in detail below. No cost is charged, accessed, or allocated twice to any affiliate.

Q. HOW ARE AFFILIATE SHARED SERVICES DIRECTLY CHARGED UNDER THE CAM?

A. Affiliate shared services to NMGC are direct charged whenever possible. This is the preferred method for affiliate charges, and is applied when a service is provided directly to NMGC by an affiliate because of a unique or distinguishable need by NMGC that is not sought by or shared with other affiliates. Under the shared services model, while direct charges are preferred, they are not always the best method of assigning shared costs fairly and equitably.

The amount of direct charges in the Base Period are detailed in NMGC Exhibit ECB-8 and NMGC Exhibit ECB-9 attached to my testimony.

Q. HOW ARE AFFILIATE CHARGES ASSESSED UNDER THE CAM?

A. The assessed charges method of charging for affiliate services under the CAM describes a process whereby applicable costs are gathered and then charged to affiliates that receive a benefit from these services using various methodologies. These assessment methodologies are summarized here in Table 1:

Table 1 – Assessment Methodology to Determine NMGC's Assessed Charges

Services Assessed to NMGC	Assessment Methodology
IT&T Services	Assessed based on % of IT services utilized
Human Resources and Related Services, Safety and Security, and Payroll	Assessed based on the % of headcount receiving the service
Procurement and Related Services, Accounts Payable, and Claims	Assessed based on % of total purchase orders, invoices, or claims processes

During the Base Period NMGC's Assessed Charges from affiliates were $7.6 million The amount of assessed charges in the Base Period are detailed in NMGC Exhibit ECB-8 and NMGC Exhibit ECB-9 attached.

Q. HOW ARE AFFILIATE CHARGES ALLOCATED UNDER THE CAM?

A. Charges that have not been directly charged or assessed under one of the assessment methodologies discussed above are allocated between affiliates using the MMM. The MMM is a standard allocation methodology utilized in the industry for this purpose and is

based on a blended rate of each operating affiliate's total operating assets (excluding cash and acquisition adjustments, including goodwill), total operating revenues and net income. When allocating costs pursuant to the MMM, the costs are gathered and charged to affiliates that benefit from such services using the MMM.

During the Base Period, the Allocated Charges to NMGC were $2.5 million. The amount of allocated charges in the Base Period are detailed in NMGC Exhibit ECB-8 and NMGC Exhibit ECB-9.

Q. PLEASE PROVIDE A SUMMARY OF ALL THE AFFILIATE CHARGES FOR THE BASE PERIOD.

A. A summary of all services and charges from all affiliates by each category of service during the Base Period is set forth here in Table 2:

Table 2 – Summary of All Affiliate Charges for the Base Period

	Tampa Electric	Emera	Total
IT&T and Security Services	$ 6,304,146	$ -	$ 6,304,146
Finance and Related Services	3,273,473	-	3,273,473
Corporate and Related Services	-	1,685,160	1,685,160
Human Resources and Related Services	458,331	-	458,331
Legal and Related Services	81,788	-	81,788
Total Direct Expenses	**$ 10,117,738**	**$ 1,685,160**	**$ 11,802,898**

A summary of all affiliate charges broken down into direct, assessed, and allocated charges from all affiliates by category of service during the Base Period is set forth here in Table 3:

Table 3 – Direct, Assessed and Allocated Charges for the Base Period

	Direct	Assessed	Allocated	Total
IT&T and Security Services	$ 100,242	6,203,904	$ -	$6,304,146
Finance and Related Services	$ 75,762	$192,654	2,505,057	3,273,473
Corporate and Related Services	1,008,282	676,878	-	1,685,160
Human Resources and Related Services	-	458,331	-	458,331
Legal and Related Services	-	81,788	-	81,788
Total Charges from Affiliates	**$ 1,684,286**	**$ 7,613,555**	**$2,505,057**	**$11,802,898**

Q. TABLE 3 REFLECTS THAT THE ASSESSED CHARGES CATEGORY OF CHARGING AFFILIATE SERVICES IS THE LARGEST. WHY IS THIS?

A. Assessing costs to several affiliates based on determinable factors such as percent of headcount or users receiving the service, percent of total purchase orders, percentage of claims, or percentage of invoices is the best way to fairly charge these services between multiple affiliates, each of whom uses the service.

Q. WILL NMGC HAVE AFFILIATE CHARGES IN THE FUTURE TEST YEAR?

A. Yes. Table 4 identifies the amount of direct, assessed, and allocated charges anticipated from affiliates during the Future Test Year.

Table 4 – Direct, Assessed and Allocated Charges for the Future Test Year

	Direct	Assessed	Allocated	Total
IT&T and Security Services	$102,813	$6,980,079	$ -	$7,082,891
Finance and Related Services	347,223	411,132	1,763,871	2,522,227
Corporate and Related Services[1]	852,619	864,057	-	1,716,676
Human Resources and Related Services	-	440,637	-	440,637
Legal and Related Services	-	61,729	-	61,729
Total Charges from Affiliates	**$1,302,654**	**$8,757,635**	**$1,763,871**	**$11,824,160**

Q. HOW DID NMGC DETERMINE ITS AFFILIATE CHARGES FOR THE FUTURE TEST YEAR?

A. First, NMGC as part of its ongoing planning process prepared forecasts for departmental operations anticipated in the Future Test Year. These forecasts include shared service costs. NMGC then asked its shared services providers to provide it with cost projections for affiliate charges in the Future Test Year.

[1] The total amount shown for Corporate and Related Services in this table includes $0.7 million of costs associated with long-term incentive programs charged to NMGC. NMGC has excluded charges related to these long-term incentive programs from the Future Test Year cost of service.

TEC separately forecasted the cost of its affiliate charges to NMGC through the Future Test Year. NMGC reviewed and analyzed these forecasts and determined these costs are reasonable, and that NMGC cannot duplicate these services at a lower cost than what its shared services providers are charging. This analysis was done on a department level by senior leadership familiar with the department capabilities and options for services, and subsequently reviewed by the executive team.

Emera separately forecasted the cost of its affiliate charges to NMGC for 2024. Based on discussions with personnel at Emera, NMGC then escalated the costs for the first three quarters of 2025. NMGC reviewed and analyzed these forecasts and determined these costs are reasonable and that NMGC cannot duplicate these services at a lower cost than what its shared services providers are charging. This analysis was done on a department level by senior leadership familiar with the department capabilities and options for services.

Q. PLEASE PROVIDE DETAILS FOR THE AFFILIATE CHARGES IN THE FUTURE TEST YEAR.

A. Please see NMGC Exhibit ECB-8 for the details of the forecasted charges from TEC to NMGC, and NMGC Exhibit ECB-9 for the forecasted charges from Emera to NMGC.

Q. PLEASE DESCRIBE THE PROVISIONS IN THE STIPULATION IN NMPRC CASE NO. 15-00327-UT ("THE EMERA STIPULATION"), RELATED TO NMGC'S REVIEW AND CONTROL OF AFFILIATE CHARGES.

A. In paragraph 28 of the Emera Stipulation, NMGC committed to the following three provisions as they relate to affiliate charges:

- 28.a. NMGC management will, consistent with good governance practices and based on an examination of its business needs, customer needs, and objectives, control and annually determine which, if any, services it will obtain from its affiliates.
- 28.b. Subject to its business needs and objectives, and consistent with good governance practices, in an effort to bring value to its customers through cost savings, NMGC will show a preference for services to be performed in New Mexico by NMGC employees for NMGC.
- 28.c. NMGC shall make any and all charges, assessments or allocations from its affiliates transparent, and shall, to the greatest extent possible, use direct charges, as opposed to assessments or allocations, when identifying costs for recovery under the CAM.

Q. PLEASE DESCRIBE HOW NMGC COMPLIES WITH PARAGRAPH 28.A OF THE EMERA STIPULATION.

A. On an annual basis as part of its budgeting process, the NMGC management team reviews the services to be provided to NMGC by all affiliates – not just Tampa Electric. The services and related charges are first reviewed and approved by the appropriate management team members and then by members of executive management. Then, throughout the year, the charges are billed to NMGC by the affiliates and each invoice is

reviewed before being approved and paid. Throughout the year we continue to look for ways to control costs and expenses from both affiliates and within NMGC.

Q. PLEASE DESCRIBE HOW NMGC COMPLIES WITH PARAGRAPH 28.B OF THE EMERA STIPULATION.

A. As a team, we consider what services can be provided in-house as opposed to from an affiliate. We provide services within New Mexico where feasible and cost effective. Some areas to highlight include:

- Regulatory;
- Gas supply and control;
- Call center;
- Certain billing and credit operations;
- Certain human resources functions;
- Certain financial functions;
- Certain legal functions; and
- Certain IT&T support.

Q. PLEASE DESCRIBE HOW NMGC COMPLIES WITH PARAGRAPH 28.C OF THE EMERA STIPULATION.

A. As reflected in NMGC Exhibit ECB-5 and in my Direct Testimony, we are providing transparency and detail on all the affiliate charges to and from NMGC's affiliates. NMGC continues to emphasize the use of direct charges, but in many instances assessments or

allocations under the CAM are the best way to spread costs amongst all the affiliates receiving services.

Q. WHAT FACTORS DOES NMGC CONSIDER WHEN EVALUATING THE VALIDITY OF SERVICES PROVIDED BY AFFILIATES?

A. NMGC considers two primary factors when evaluating the appropriateness of services provided by affiliates: 1) the cost of the service, and 2) the quality of the service. While NMGC is always focused on the cost of services provided for our customers, in many instances it is difficult to make direct cost comparisons – in considering or accounting for qualitative differences in services. There are areas where affiliates provide a service that NMGC cannot economically replicate, such as cyber security and internal audit services wherein NMGC's affiliates in Florida and Nova Scotia provide these services to NMGC. In other areas, we believe NMGC provides a better-quality service to its customers than can be obtained from affiliates. These areas include the call center and customer service. NMGC and its affiliates continue to evaluate the balance between shared and local services on an ongoing basis.

ii. <u>Affiliate Services NMGC charges to Affiliates</u>

Q. PLEASE DESCRIBE THE SERVICES NMGC PROVIDES TO AFFILIATES.

A. NMGC provides IT&T desktop services to affiliates in Florida. NMGC also provides services to EBP for certain management, budgeting and administrative services, engineering services, gas control services, gas management services, and financial and

accounting services. The amounts allocated by NMGC to these affiliates for the Base Period were $0.4 million.

B. ADVERTISING AND LOBBYING EXPENSES

Q. PLEASE DESCRIBE 17.3.350 NMAC.

A. Rule 17.3.350 NMAC governs the treatment of certain expenses in setting a utility's rates. The operating expenses covered by this rule include advertising expenses, contributions, donations, dues, subscriptions and membership fees, and lobbying expenses. Advertising expenses are defined under 17.3.350 NMAC as all expenses made for the development, publication, and dissemination of information to a utility's customers, the public at large, or to stockholders.

Q. UNDER 17.3.350 NMAC, CAN ALL ADVERTISING EXPENSES BE INCLUDED IN COST OF SERVICE RATES?

A. No. Under 17.3.350.9(B) NMAC, in order to be included in rates, advertising expenses must be reasonable and must meet one of the following requirements:

- Advises ratepayers of matters of public safety, health or emergency situations;
- Advocates conservation of energy and reduction of peak demand;
- Explains billing practices, services and rates to customers;
- Is required to be filed with governmental authorities or financial institutions;

- Provides information required to be available to customers under state or federal law; or
- Otherwise results in a measurable reduction in operating costs and more efficient service to customers.

In addition, advertising costs that are described as "Unallowable Expenditures" in 17.3.350.9I NMAC are not properly includable in cost-of-service rates.

Q. DID NMGC ANALYZE ITS ADVERTISING EXPENSES TO DETERMINE WHETHER THEY ARE RECOVERABLE?

A. Yes, NMGC has reviewed its advertising expenses and NMGC is seeking recovery of $0.4 million for allowable advertising expenses in the Future Test Year, the details of which can be found in Rule 630 Schedule H-5. In addition, Rule 630 Schedule H-5, Workpaper H-5-1 includes a summary of NMGC's analysis as to why such expenses are allowable under 17.3.350.9(B) NMAC.

Q. IS NMGC SEEKING RECOVERY OF ANY LOBBYING EXPENSES?

A. No.

Q. HAS NMGC REMOVED LOBBYING EXPENSES THAT ARE PART OF ANY MEMBERSHIP DUES NMGC IS SEEKING RECOVERY OF?

A. Yes. NMGC has specifically excluded the lobbying portion of the membership dues paid to the American Gas Association.

C. WEIGHTED AVERAGE COST OF CAPITAL

Q. WHAT WEIGHTED AVERAGE COST OF CAPITAL DID YOU USE FOR THE FUTURE TEST YEAR?

A. I used a WACC of 7.38% for the Future Test Year. I arrived at this number by using a long-term cost of debt of 3.86%, a return on equity of 10.5%, and a capital structure of 53% equity and 47% long term debt. Please see Rule 630 Schedule G-3 for the calculation related to NMGC's long-term cost of debt, and the Direct Testimony of NMGC Witness Dylan W. D'Ascendis for details of the proposed return on equity.

NMGC's cost of debt was 3.15% for the Base Period. NMGC then made an adjustment to incorporate the amount and rate of a debt issuance planned in late 2023, which resulted in an average cost of debt of 3.17% during the Linkage 1 Period and 3.74% during the Linkage 2 Period. Finally, NMGC made an adjustment to incorporate the planned amount and rate of a debt issuance in February 2025 and calculated the 13-month average of its cost of debt in the Future Test Year, which resulted in an adjustment of -0.07% as required by 17.1.3 NMAC. Therefore, 3.86% long-term cost of debt is used in the Future Test Year.

Q. NMGC ISSUED A $100 MILLION TERM LOAN IN ASSOCIATION WITH THE FEBRUARY 2021 WINTER WEATHER EVENT. IS THIS INCLUDED IN THE COMPANY'S LONG-TERM CAPITAL STRUCTURE?

A. No. The $100 million term loan that was issued to fund the extraordinary gas costs incurred as a result of the February 2021 Winter Weather Event was never included in NMGC's capital structure. In addition, this loan will be repaid before the Future Test Year and is not included in NMGC's Future Test Year capital structure. This loan and its associated interest costs are being recovered through the Company's Purchased Gas Adjustment Clause and are not applicable to NMGC's rate base in any way. Additionally, this is a short-term debt which will mature in less than 18 months and, as such, the custom and practice in New Mexico is to not include these types of loans in a utility's regulatory capital structure.

Q. WHAT ARE THE ASSUMPTIONS RELATED TO EQUITY CONTRIBUTIONS FROM NMGC'S PARENT DURING THE LINKAGE PERIODS AND FUTURE TEST YEAR?

A. NMGC expects to issue $100 million of new long-term debt in late 2023 and $70 million of new long-term debt in February 2025. This new debt is also expected to be matched with an equity contribution from our parent company. It is expected that the parent company would match the debt issuance at NMGC's authorized regulatory capital structure at the time the long-term debt is issued. Therefore, the 2023 issuance will be matched based on NMGC's 52% equity capital structure approved in the 2021 Rate Case. The

Future Test Year issuance of $70 million of new long-term debt in February 2025 is assumed to be matched with equity contributions based on NMGC's 53% equity capital structure requested in this case. This results in equity contributions of approximately $108 million for the 2023 $100 million long-term debt issuance and approximately $79 million for the February 2025 $70 million long-term debt issuance. NMGC anticipates receiving these equity contributions in 2024 and in 2025.

Q. IS NMGC USING ITS ACTUAL CAPITAL STRUCTURE IN THE FUTURE TEST YEAR REVENUE REQUIREMENT?

A. No. The actual capital structure in the Base Period was impacted by accounting for several acquisitions and the inclusion of goodwill on the balance sheet of NMGC, which under generally accepted accounting principles ("GAAP") results in an equity structure of approximately 35% debt and 65% equity. Because NMGC does not seek to recover goodwill, the Company does not use its actual capital structure for rate making purposes.

Consistent with this approach, NMGC is proposing an imputed capital structure consisting of 47% long-term debt and 53% equity in the development of its Future Test Year revenue requirement.

As discussed by NMGC Witness D'Ascendis, this is a reasonable capital structure when considering the proxy group he used to determine his recommended return on equity for NMGC.

Q. HOW WAS THE CAPITAL STRUCTURE DEVELOPED THAT WAS USED IN THE FUTURE TEST YEAR REVENUE REQUIREMENT?

A. NMGC's proposed capital structure is based on balancing the need to use an imputed capital structure while recognizing the benefits of a strong GAAP balance sheet. Additionally, all of NMGC's currently outstanding long-term debt issuances have covenants that restrict how much debt NMGC is able to incur. From my experience, this is quite normal in the utility industry. Without NMGC's GAAP balance sheet that gives credit for goodwill, NMGC would need additional equity injections from its parent in order to ensure NMGC did not violate its debt covenants when incurring additional debt, including both short- and long-term debt.

Q. PLEASE EXPLAIN HOW A STRONG BALANCE SHEET PROVIDES BENEFITS TO CUSTOMERS.

A. Having a strong balance sheet is important for a couple of reasons. First, credit rating agencies consider, among other things, a company's total debt to total capitalization when assigning a credit rating. A stronger balance sheet helps support a good credit rating.

Second, lenders consider the Company's balance sheet when considering whether to enter into loan agreements with the Company, which is one of the important ways NMGC accesses the capital necessary to run its day-to-day operations and provide utility service to customers. In my experience, a strong balance sheet enhances NMGC's ability to borrow money, especially on short notice. For example, after Winter Storm Uri caused an

unprecedented spike in natural gas prices, NMGC had to pay gas suppliers over $100 million in less than 30 days. NMGC was able to borrow this significant amount on short notice and without violating its debt covenants. If NMGC's balance sheet was less robust, it could hamper NMGC's ability to borrow, especially large amounts on short notice, during volatile times.

NMGC believes that a capital structure of 53% equity and 47% long-term debt strikes the correct balance.

Q. WHAT INTEREST RATE DID NMGC ASSUME FOR THE FUTURE DEBT ISSUANCES?

A. NMGC coordinated with Treasury Department personnel at Emera and with Royal Bank of Canada ("RBC") to establish the forecasted long-term interest rates used in this case. Based on information provided by these contacts, and using an assumed maturity of 10-years, NMGC used a long-term debt rate of 5.86% related to its planned late 2023 $100 million debt issuance and 5.14% related to its planned February 2025 $70 million debt issuance.

Q. IN THE DEVELOPMENT OF ITS EQUITY AND DEBT AMOUNTS FOR THE WACC, DID NMGC UTILIZE AN AVERAGE AS REQUIRED BY 17.1.3.16(D)(4) NMAC?

A. Yes.

D. REGULATORY ASSETS AND LIABILITIES

Q. IS NMGC SEEKING APPROVAL FOR ANY REGULATORY ASSETS OR LIABILITIES IN THIS CASE?

A. Yes, NMGC is seeking approval for the following:

- Approval to establish and recover a regulatory asset related to rate case expenses for this case;
- Approval to establish and recover a regulatory asset related to unique costs incurred by the Company in the implementation of the upgrade to its customer information system (the "Hansen CIS Regulatory Asset");
- Approval to recover the costs included in its existing COVID-19 Regulatory Asset;
- Approval to establish and begin crediting to customers a new regulatory liability related primarily to litigation recovery amounts;
- Approval to establish a new regulatory asset for potential recovery in a future rate case related to certain credit card processing fees;
- Approval to continue to credit customers for Accumulated Deferred Income Taxes in the same manner NMGC has been since its 2019 Rate Case; and
- Approval to establish a new regulatory asset for potential recovery in a future rate case related to certain expenses for the liquified natural gas storage facility proposed in Case No. 22-00309-UT.

NMGC is also proposing the unamortized balances for its 2021 Rate Case expenses and for the Integrity Management Regulatory Asset approved in its 2021 Rate Case, be extended for two years starting October 1, 2024. Please see NMGC Exhibit ECB-3 and Rule 630 Schedule H-12 for a summary of all of the regulatory assets and regulatory liabilities included in the Future Test Year.

Q. PLEASE DISCUSS NMGC'S REQUESTED REGULATORY ASSET FOR ITS RATE CASE EXPENSES.

A. NMGC is requesting approval to establish a new regulatory asset to begin recovering incremental rate case expenses incurred in this proceeding ("2023 Rate Case Expenses"), as well as a regulatory asset to complete recovery of the remaining balance of the 2021 Rate Case expenses. My understanding is that NMGC should be allowed to recover the costs it incurs in filing its rate case applications, as NMGC cannot take unilateral action to raise its prices to deal with increased costs, which is what non-regulated businesses do.

NMGC has reflected the balances associated with the 2023 Rate Case Expenses in Other Rate Base, pending approval of these regulatory assets in this filing. See Rule 630 Schedule I-1.1.

Q. ARE YOU TESTIFYING AS TO ANY SPECIFIC RATE CASE EXPENSES?

A. Yes, I provide information regarding the Company's need to retain PA Consulting, Inc., ScottMadden, Inc., and Concentric Energy Advisors, Inc.

Q. PLEASE EXPLAIN WHY THE COMPANY NEEDED TO RETAIN PA CONSULTING, INC.

A. Preparing an interactive future test year cost of service model is complex and time-consuming endeavor. Due to continued labor pressures, NMGC lost key personnel vital to constructing the Model for this case with only internal resources. This necessitated the Company retaining outside consultants to assist in populating, updating, and preparing the Model. PA Consulting, Inc. will also perform any COS modeling runs requested by Staff and Intervenors.

Q. PLEASE EXPLAIN WHY THE COMPANY NEEDED TO RETAIN SCOTTMADDEN, INC.

A. NMGC retained NMGC Witness Timothy Lyons and NMGC Witness D'Ascendis for their expertise in rate making and return on equity/appropriate utility capitalization structure respectively. NMGC does not have anyone with the experience and the qualifications necessary to perform rate design or render an opinion relating to the appropriate return on equity and capitalization structure. NMGC therefore retained Mr. Lyons and Mr. D'Ascendis.

Q. PLEASE EXPLAIN WHY THE COMPANY NEEDED TO RETAIN CONCENTRIC ENERGY ADVISORS, INC.

A. Due to labor challenges, NMGC did not have the internal resources necessary to perform a fully allocated cost of service study. Moreover, because of the age and uniqueness of

NMGC's customer information system which stores much of the data necessary to perform a fully allocated cost of service, NMGC had very limited options to retain outside experts to assist with this endeavor. One of Concentric Energy Advisors, Inc.'s employees previously worked with NMGC and was both qualified to prepare a fully allocated cost of service study, and already knew how to utilize the Company's customer information system.

Q. WHAT AMOUNT IS NMGC SEEKING TO RECOVER IN RATE CASE EXPENSES FOR THE CURRENT CASE?

A. NMGC is seeking recovery of approximately $2.3 million in rate case expenses, as is detailed in the Direct Testimony of Alana M. De Young. NMGC is requesting to establish a regulatory asset to recover these costs over a two-year period.

Q. WHAT IS THE BASIS FOR NMGC USING A TWO-YEAR AMORTIZATION PERIOD FOR THESE RATE CASE EXPENSES?

A. NMGC is proposing a two-year amortization period to recover these costs. NMGC believes that a two-year amortization period balances the timely recovery of these costs by NMGC and the impacts to our customers.

Q. WHY IS NMGC SEEKING TO RE-AMORTIZE COSTS RELATED TO ITS PRIOR RATE CASE EXPENSES?

A. In the stipulation of NMGC's 2021 rate case, Case No. 21-00267-UT, NMGC was allowed to amortize its rate case expenses over a period of two years beginning January 2023. By the beginning of the Future Test Year in this case, there will still be a balance and amortization included in rates resulting from these rate case expenses. NMGC would over-collect these costs if an adjustment is not made to the existing recovery period. NMGC is proposing to extend the recovery period for these costs for an additional two years beginning October 2024. The amount to be re-amortized is approximately $319,000.

Q. PLEASE DESCRIBE THE NEW REGULATORY ASSET RELATED TO THE HANSEN CIS SOFTWARE IMPLEMENTATION.

A. NMGC is seeking a regulatory asset for implementation costs the Company will incur for the Hansen CIS.

Q. WHY IS NMGC REQUESTING RECOVERY OF A NEW REGULATORY ASSET RELATED TO THE HANSEN CIS SOFTWARE IMPLEMENTATION?

A. As NMGC Witness Tommy H. Sanders states in his Direct Testimony, the Hansen CIS project is a significant software update, which therefore requires significant implementation efforts. Implementation of the Hansen CIS project will result in costs associated with training NMGC personnel on how to properly utilize the system to provide service and assistance to customers. This training is substantial, both in the time required and the cost of training. All of the training must be completed before the Hansen CIS system is used and useful for customers. As such, the training will occur before the Future

Test Year. NMGC believes it is appropriate to allow recovery of these unique and significant one-time training costs, and is therefore requesting permission to book a regulatory asset in the amount of $2.3 million related to training costs, and to begin recovering such costs with rates effective October 1, 2024.

Q. OVER WHAT PERIOD IS NMGC SEEKING RECOVERY OF THE HANSEN CIS REGULATORY ASSET?

A. Fifteen years to coincide with the amortization of the Hansen CIS software.

Q. HAS NMGC RECORDED A COVID-19 REGULATORY ASSET?

A. Yes. As of the filing of this rate case, NMGC has recorded a COVID-19 Regulatory Asset of approximately $5.7 million, as detailed in Rule 630 Schedule I-1.6. During the COVID-19 Pandemic and through June 20, 2023, NMGC tracked the incremental expenses and associated savings resulting from the COVID-19 Pandemic. With the exception of bad debt expense, this tracking resulted in costs and savings that offset.

Q. WHAT COSTS ARE INCLUDED IN NMGC'S PROPOSED COVID-19 REGULATORY ASSET?

A. NMGC is only seeking the increased cost of bad debt, net of unused COVID relief funds, that occurred during the COVID-19 Pandemic.

Q. HAS NMGC EVALUATED OTHER COSTS AND POTENTIAL OFFSETS TO THOSE COSTS AS REQUIRED BY THE COMMISSION IN NMPRC CASE NO. 20-00069-UT?

A. Yes. NMGC performed a preliminary analysis of all other costs incurred, as well as offsets such as savings it incurred. The result of that analysis was that the additional costs, excluding bad debt, were only slightly more than the additional savings NMGC experienced. As such, NMGC is only seeking recovery of the increased bad debt expense.

Q. WHAT FUNDS DID NMGC USE TO OFFSET BAD DEBTS INCLUDED IN THE COVID-19 REGULATORY ASSET?

A. During the pandemic period, NMGC contributed approximately $1.2 million in funding to help residential and small commercial customers impacted by the COVID-19 pandemic pay their gas bills. Despite various efforts made by NMGC to distribute these funds to individual customers, as of December 2022 approximately $1 million of these funds remained unused. The COVID-19 Regulatory Asset requested in this case includes an offset for these unused relief funds, which is consistent with NMGC's intent to utilize these funds for COVID-19 relief.

Q. HAS NMGC NORMALIZED BAD DEBT IN ITS MODEL TO ACCOUNT FOR THE FACT IT IS SEEKING RECOVERY OF A REGULATORY ASSET RELATED TO THE INCREASED BAD DEBT DURING THE COVID-19 PANDEMIC?

A. Yes. For the portion of the model that deals with bad debt expense, NMGC normalized bad debt and excluded the time frame of the COVID-19 Pandemic.

Q. WHAT AMORTIZATION PERIOD IS NMGC PROPOSING FOR THE COVID-19 REGULATORY ASSET?

A. NMGC is proposing a four-year amortization period.

Q. WHY IS NMGC PROPOSING A FOUR-YEAR AMORTIZATION PERIOD FOR THE COVID-19 REGULATORY ASSET?

A. NMGC began tracking costs pursuant to the Commission's orders and the Governor of New Mexico's public health order in March 2020. The Governor's emergency health order related to the Pandemic expired in March 2023. This resulted in NMGC tracking and accumulating costs and savings related to the pandemic over a three-year period. As discussed by NMGC Witness Sanders, a significant backlog of uncollected customer bills still exists and it will likely take an extended period for NMGC to recover or write-off these balances. NMGC also continues to work with its customers to help them pay their bills and to recover the outstanding accounts receivable that resulted from the moratorium on customer disconnections. Should NMGC not be successful in recovering the majority of the outstanding accounts receivable, or if NMGC is successful in recovering these uncollected balances, then NMGC may need adjust the value of the regulatory asset related to the COVID-19 Pandemic in a future rate proceeding. Based on this, NMGC believes its request to amortize the regulatory asset over a period of four years is reasonable.

Q. PLEASE BRIEFLY EXPLAIN THE REGULATORY LIABILITIES NMGC HAS INCLUDED IN THIS CASE.

A. NMGC is seeking to continue crediting certain Accumulated Deferred Income Tax ("ADIT") balances to customers. NMGC is also seeking to credit to customers a new regulatory liability related to the proceeds from the settlement of certain litigation and the gain on the sale of an NMGC building NMGC sold in Carlsbad, New Mexico.

Q. PLEASE DESCRIBE THE NEW PROPOSED REGULATORY LIABILITY NMGC IS PROPOSING TO REFUND CUSTOMERS IN THIS CASE?

A. The new regulatory liability is composed of two pieces. First, NMGC sold a building in Carlsbad, New Mexico for a gain of approximately $27,000 after expenses. NMGC is proposing to provide this amount as a refund to customers via a regulatory liability, as this is not normal income to NMGC.

Second, NMGC recently resolved a litigated matter which resulted in a payment to NMGC in the amount of approximately $1.3 million. NMGC is proposing to provide this amount back to customers as well. NMGC proposes to use a regulatory liability as the income will come as a lump sum during the Linkage Period, and will not be repeated again during the Future Test Year Period. As this is a unique circumstance involving material refund to customers, NMGC believes a regulatory liability is the appropriate methodology to provide a credit to customers. For ease of calculations, both a litigation refund and a property refund are being proposed via a combined regulatory liability.

Q. WHAT PERIOD OF TIME IS NMGC PROPOSING TO AMORTIZE THE NEW REGULATORY LIABILITY?

A. NMGC is proposing to amortize these amounts over a two-year period, consistent with NMGC's general approach to amortizing regulatory assets.

Q. PLEASE DISCUSS THE REGULATORY LIABILITY RELATED TO CERTAIN ADIT BALANCES NMGC IS SEEKING TO REFUND IN THIS CASE.

A. NMGC is seeking to continue to refund certain ADIT amounts to NMGC's customers. NMGC has been providing credits to customers related to ADIT balances since its 2019 Rate Case. NMGC Witness Davicel Avellan discusses the treatment of ADIT in greater detail in his Direct Testimony, and the details can be found in Rule 630 Schedule H-12. NMGC's proposal is the same proposal it made in its 2019 and 2021 Rate Cases. The Future Test Year period in this case contains credits related to these ADIT balances of $0.7 million, which reflects amortization of these balances over a period of 27 years.

Q. PLEASE DESCRIBE THE PROPOSED CREDIT CARD PROCESSING FEE REGULATORY ASSET.

A. As discussed in NMGC Witness Sanders' Direct Testimony, NMGC is aware that Public Service Company of New Mexico ("PNM") has requested the ability to include in rates the costs that banks charge to PNM when customers use their credit cards to pay their bills. Like PNM, NMGC is charged fees by banks to process credit cards. Currently, NMGC requires the customer requesting to use a credit card to cover these costs. In the event the

Commission approves PNM's request, NMGC seeks permission to record a regulatory asset for the same purpose and include the fees it actually incurs when customers pay their bills with credit cards. NMGC would seek recovery of these amounts in a future rate case filing.

Q. PLEASE DESCRIBE THE LNG REGULATORY ASSET.

A. In order to move forward in a timely manner with the LNG project that the Commission is considering in NMPRC Case No. 22-00309-UT, NMGC must incur certain costs related to certain engineering studies that are the foundation for the construction of the LNG facility. In the event that the Commission does not approve NMGC's application to build the LNG facility, NMGC will have expended significant amounts of money on the project with no other way to recover the costs. This regulatory asset will only be triggered in the event the Company's application in NMPRC Case No. 22-00309-UT is denied.

Q. WHAT AMOUNT DOES NMGC ANTICIPATE WILL BE INCLUDED IN THE LNG REGULATORY ASSET?

A. NMGC currently anticipates the cost will be between $7 million and $10 million. These amounts include: 1) the cost of the preFEED and owner's engineer advice from Lisbon, Inc., 2) the option fee for the proposed LNG site, and 3) the costs related to the three FEED studies the Company has requested from engineering procurement and construction contractors.

Q. PLEASE DESCRIBE NMGC'S CURRENT INTEGRITY MANAGEMENT PROGRAM ("IMP") REGULATORY ASSET?

A. In the stipulation of NMGC's 2021 rate case, Case No. 21-00267-UT, NMGC was allowed to record a regulatory asset comprised of depreciation, property taxes, and a post-tax carrying charge for certain qualifying IMP projects placed in service during calendar year 2022.

NMGC began recovering this regulatory asset in 2023, with a duration of two years. By the beginning of the Future Test Year in this case, there will still be a balance and amortization included in rates resulting from the IMP Regulatory Asset. NMGC would over-collect this asset if an adjustment is not made to the existing recovery period. NMGC is proposing to extend the recovery period for these costs for an additional two years beginning October 2024. The amount to be re-amortized is approximately $15,000.

E. <u>WORKING CAPITAL</u>

Q. WHAT IS WORKING CAPITAL AND WHAT ARE THE COMPONENTS OF WORKING CAPITAL IN RATE BASE?

A. Working capital for rate making purposes is a measure of funding daily operating expenditures and other non-plant investments that are necessary to sustain ongoing operations of the utility. In other words, it is a measure of ongoing funding requirements

on average for day-to-day operations. Working capital in rate base consists of natural gas inventories, materials and supplies, prepayments, and cash working capital.

Q. PLEASE DESCRIBE THE DEVELOPMENT OF THE FUTURE TEST YEAR BALANCES FOR NATURAL GAS INVENTORIES.

A. NMGC developed a forecast of natural gas inventories by utilizing forecasted natural gas prices and historical injection and withdrawal rates to develop expected monthly balances of natural gas in storage through September 30, 2025. See Rule 630 Schedule E-4 for these details.

Q. PLEASE DESCRIBE HOW THE FUTURE TEST YEAR BALANCES WERE DEVELOPED FOR MATERIALS AND SUPPLIES.

A. NMGC utilized the thirteen-month average balances for materials and supplies included in the Adjusted Base Period as the balances in the Future Test Year revenue requirements. NMGC does not anticipate any significant changes in these balances. The Adjusted Base Period is a reasonable representation of balances expected during the Future Test Year. See Rule 630 Schedule E-2.1.

Q. PLEASE DESCRIBE HOW THE FUTURE TEST YEAR BALANCES WERE DEVELOPED FOR PREPAYMENTS.

A. NMGC utilized the thirteen-month average balances for prepayments included in the Adjusted Base Period as the balances in the Future Test Year revenue requirements.

NMGC removed prepayments related to its revolving credit facility and its prepaid supervision and inspection fees from this balance. NMGC does not anticipate any significant changes in the thirteen-month average balances. The Adjusted Base Period is a reasonable representation of balances expected during the Future Test Year. See Rule 630 Schedule E-2.2.

Q. DID NMGC INCLUDE CASH WORKING CAPITAL IN RATE BASE FOR THE FUTURE TEST YEAR?

A. Yes. NMGC included a cash working capital ("CWC") amount in the Future Test Year revenue requirements. The CWC allowance is based on the lead-lag study performed by Expergy, as discussed later in my Direct Testimony. The calculation of the CWC amount is included in Rule 630 Schedule E-1.

Q. HOW DID YOU DETERMINE THE LEVEL OF BANK BALANCES TO INCLUDE IN CWC?

A. I considered the results of two approaches to quantify the minimum reasonable level of bank balances to include in CWC:

The first approach examined bank balances during the period March 2022 through February 2023. The monthly balances ranged from $1,259,995 to $132,608,116 and showed an average balance of $7,634,217. This average included unusually high bank

1 balances in February 2023 resulting from the receipt of funds related to NMGC's winter
2 hedging activities that had not yet been refunded to customers through the PGAC.
3 For the second approach, I removed the impact of the unusually high balances in February
4 2023 from the average, and used the median bank balances of $4,059,881. NMGC
5 routinely carries a cash balance as a part of its daily operations to fund amounts that may
6 come due and that can't be borrowed from its Revolver on short notice. Therefore, NMGC
7 believes the $4,059,881 discussed above is a reasonable balance and is included in
8 NMGC's requested cash working capital balance in this case.
9
10 **Q. PLEASE EXPLAIN WHAT "LEAD-LAG" MEANS IN THE CONTEXT OF**
11 **UTILITY REGULATION AND ACCOUNTING.**
12 **A.** A lead-lag study is a method used to measure the amount of CWC required to finance a
13 utility's day-to-day operations. I use the terms "Revenue Lag" and "Expense Lead" as
14 follows: (i) Revenue Lag is the number of days between when bills for service go out to
15 the Company's customers and when payments are received from customers; and (ii)
16 Expense Lead is the number of days between when the Company uses goods or services
17 and when it pays for those goods or services. The composite Revenue Lag days were
18 developed from the billing and payment patterns exhibited by the Company's customers.
19 Similarly, the Expense Lead days for each of the various categories of expense were
20 developed by measuring the period of time from when the costs were incurred until related
21 payments were made. The net difference between the computed Revenue Lag days and

the computed Expense Lead days was multiplied by the average daily revenue requirement. The resulting amount is the net CWC requirement.

Q. DOES THE REVENUE LAG TAKE INTO CONSIDERATION THE COST OF GAS DELIVERED TO CUSTOMERS?

A. Yes, but only to the extent the cost of gas has been paid by NMGC and has not yet been paid by customers.

Q. IS THERE A RULE 630 SCHEDULE THAT SUMMARIZES THE LEAD-LAG STUDY AND THE MEASUREMENT OF INVESTOR-PROVIDED FUNDS FOR THE CWC?

A. Yes. Rule 630 Schedule E-1 CWC contains a summary of the Lead-Lag Study results and calculates the CWC requirement.

IV. THE COMPANY'S COST OF SERVICE

Q. DID YOU UTILIZE THE MODEL TO DETERMINE THE COMPANY'S TOTAL COS AND RESULTING REVENUE DEFICIENCY?

A. Yes.

A. BASE PERIOD EXCLUSIONS AND ADJUSTMENTS

Q. WAS THE BASE PERIOD ADJUSTED?

A. Yes. The Base Period was adjusted to either exclude certain items or to adjust the amounts of certain items and is presented as the Adjusted Base Period. The exclusions and adjustments can be found in various exhibits and schedules including NMGC Exhibits ECB-3, ECB-4, and ECB-5, as well as Rule 630 Schedule A-3.

i. Exclusions From Base Period

Q. WHAT ARE EXCLUSIONS FROM THE BASE PERIOD?

A. Exclusions from the Base Period are Base Period Adjustments ("BPA" or BPAs") that remove something entirely from the COS. As a result of excluding the item from the Base Period, its impact is removed from the Adjusted Base Period, the Linkage Data and the Future Test Year. An example of this is the Company's expense related to long-term incentive compensation, which is not being requested for recovery in this case.

Q. IS NMGC EXCLUDING ANY EXPENSES OR REVENUES EXPERIENCED IN THE BASE PERIOD?

A. Yes. NMGC is completely removing certain expenses and revenues it experienced during the Base Period. We excluded these expenses and revenues either because: 1) they are not properly included in the COS revenue deficiency calculations, 2) the Company agreed to exclude these items in previous cases, or 3) the Company elected to exclude certain items as part of this case. I provide the details for the exclusions below.

Q. IS NMGC EXCLUDING AMOUNTS RELATED TO NMGC RATE RIDER NO. 4 AND NMGC RATE RIDER NO. 14 (THE MECHANISM USED TO CHARGE OR REFUND COMMISSION -APPROVED AMOUNTS TO CUSTOMERS) (COLLECTIVELY "RATE RIDERS 4 AND 14 ACTIVITY")?

A. Yes. Rate Riders 4 and 14 Activity is excluded from the Company's calculation because Rate Riders 4 and 14 Activity is charged to customers through the Rate Riders 4 and 14 mechanisms rather than in the COS for base rates. Rule 630 Schedule H-3 contains a reconciliation of revenues generated through Rate Riders 4 and 14 Activity for the twelve-month period ended March 31, 2023.

Q. IS NMGC EXCLUDING ANY OTHER EXPENSES OR REVENUES RELATED TO THE PURCHASED GAS ADJUSTMENT CLAUSE ("PGAC") FROM THE BASE PERIOD?

A. Yes. NMGC is excluding all revenues associated with the asset management agreements ("AMA") with British Petroleum ("BP"), and Tenaska Energy Services ("TES"), wherein BP and TES pay NMGC for the right to use any of NMGC's excess pipeline capacity, and splits with NMGC any profits made from such excess capacity. NMGC is also excluding all revenues from its storage optimization agreements ("Storage Agreements") with Koch Energy Services ("KES"), wherein KES is given the ability to inject and withdraw from storage, subject to NMGC's approval. As we explained in the last case, NMGC splits the revenues paid by BP, TES, and KES with the Purchase Gas Adjustment Clause ("PGAC")

on a 70/30 basis, with customers receiving 70% of the revenues and NMGC receiving 30% of the revenues below the line.

NMGC is also excluding the fuel costs and interest costs NMGC incurred in relation to the February 2021 Winter Weather Event recovery permitted under NMPRC Case No. 21-00095-UT.

Q. WHY IS NMGC EXCLUDING ALL REVENUES RELATED TO THE AMA AND STORAGE AGREEMENTS FROM THE REVENUE REQUIREMENT CALCULATION?

A. These revenues arise from assets associated with NMGC's PGAC, which is separate from NMGC's rate base and operating expenses. NMGC is treating the Company's share of the revenues the same way NMGC treats similar revenues, such as revenues from off-system sales, and therefore is excluding them from the Adjusted Base Period.

Q. IS NMGC EXCLUDING ANY OTHER REVENUES FROM THIS CASE?

A. Yes. In addition to the Rate Rider No. 4 activity (which includes the AMA and Storage Agreements Contract revenues) and Rate Rider No. 14 activity, NMGC is also excluding revenues related to Federal Utility Energy Service Contracts ("UESC").

Q. PLEASE EXPLAIN WHAT A UESC PROJECT IS.

A. The federal government is allowed to contract with utilities serving federal facilities to have those utilities provide measurable energy efficiency and water conservation measures. These contracts can span a period of several years and generate revenue for NMGC. All of the projects NMGC is involved in deal with the provision of energy efficiency and water conservation measures in federal buildings or on federal installations.

Q. WHY IS NMGC PROPOSING TO EXCLUDE THIS INCOME?

A. First, it is uncertain whether NMGC will have the contracts in place to deliver revenue from these projects in the Future Test Year. Because of the nature of the UESCs and the way they are negotiated, NMGC does not control and cannot predict the timing or scope of the federal entities' decisions about pursuing UESCs. Additionally, under the agreements, the UESC revenues are not uniform payments over time. Instead, NMGC receives most of the income early in the project in a lump sum. This type of income is not appropriate to reflect in a rate case since it is not predictable or certain.

Given the uncertain nature of these programs, NMGC has proposed that income related to UESC projects be shared with customers through Rate Rider No. 14. At this time, the amount NMGC has received would result in a credit of less than one cent per therm to the average residential customer. NMGC plans to make a filing to utilize Rate Rider No. 14 for UESC income once the amount to be distributed would be greater than one cent per therm for the average residential customer. In the meantime, NMGC is tracking the income it receives under this program and maintaining a liability on its books for these funds. As

Rate Rider No. 14 revenues and costs are normally excluded from rate case determinations, NMGC has excluded these potential revenues in this case.

Q. IS NMGC EXCLUDING CONTRIBUTIONS, DONATIONS AND LOBBYING EXPENSES IN THIS RATE CASE PROCEEDING, AS THOSE TERMS ARE USED IN RULE 350.10?

A. Yes.

Q. IS NMGC EXCLUDING ANY DUES FOR PROFESSIONAL OR TRADE ASSOCIATIONS AND SUBSCRIPTIONS TO PUBLICATIONS UNDER 17.3.350.10 NMAC?

A. Yes. NMGC and its employees are members of numerous industry and professional associations. These memberships contribute to the professional education and standing of the Company's employees, and, therefore, are allowable expenses under 17.3.350.10B NMAC. However, one of these associations, the American Gas Association ("AGA"), engages in lobbying activities. We have excluded the lobbying portion of the AGA expense incurred in the Base Period, as shown in NMGC Exhibit ECB-5.

Q. ARE YOU FAMILIAR WITH THE PROVISIONS OF THE EMERA STIPULATION IN NMPRC CASE NO. 15-00327-UT ("EMERA ACQUISITION CASE")?

A. Yes. I have reviewed the Commission's Final Order, as well as the Stipulation (the "Emera Stipulation") that was approved by the Commission, in the Emera Acquisition Case.

Q. IS NMGC MAKING ANY EXCLUSIONS ASSOCIATED WITH PROVISIONS OF THE EMERA STIPULATION?

A. Yes. Consistent with the provisions of the Emera Stipulation, the Company does not include any goodwill or any other Emera Stipulation items in the rate base calculations.

Q. ARE YOU FAMILIAR WITH THE REVISED AMENDED STIPULATION AND THE COMMISSION'S FINAL ORDER IN NMPRC CASE NO. 12-00264–UT, THE COMMISSION'S INVESTIGATION RELATED TO GAS SERVICE TO CERTAIN GAS CUSTOMERS IN NORTHWEST NEW MEXICO?

A. Yes, I have reviewed the Commission's Final Order, as well as the Revised Amended Stipulation (the "Revised Amended Stipulation") that was approved by the Commission, in NMPRC Case No. 12-00264-UT.

Q. IS NMGC MAKING ANY EXCLUSIONS PURSUANT TO THE PROVISIONS OF THE REVISED AMENDED STIPULATION?

A. Yes. NMGC has complied with the Revised Amended Stipulation by taking the following steps. NMGC has removed the return on equity (debt only return) on the depreciated value of the rate base investment. This can be seen on NMGC Exhibit ECB-3. The supporting calculation is included in NMGC Exhibit ECB-4 WP Plant 7 Williams.

Q. ARE YOU FAMILIAR WITH THE PROVISIONS OF THE STIPULATION APPROVED IN NMPRC CASE NO. 08-00078-UT, RELATED TO THE START-UP OF NMGC AS ITS OWN COMPANY?

A. Yes. I have reviewed the Commission's Final Order, as well as the Amended Stipulation (the "Amended Stipulation") that was approved by the Commission, in NMPRC Case No. 08-00078-UT.

Q. IS NMGC MAKING ANY EXCLUSIONS PURSUANT TO THE PROVISIONS OF THE AMENDED STIPULATION?

A. Yes. Pursuant to the provisions of the Amended Stipulation in NMPRC Case No. 08-00078-UT, we have excluded all goodwill, original office build-out costs, and any start-up technology costs from rate base.

Q. DID NMGC EXCLUDE THE EXPENSES FOR ITS LONG-TERM INCENTIVE COMPENSATION PROGRAM AND 401K PERFORMANCE MATCH?

A. Yes, we elected to exclude all costs related to the Company's Long-Term Incentive Program. We also elected to exclude the amount of the 401k performance match paid by the Company related to the achievement of certain financial performance metrics in the Base Period. See NMGC Exhibit ECB-5 WP OM 3 BPA.

Q. DID NMGC EXCLUDE THE EXPENSES FOR DEFERRED COMPENSATION?

A. Yes. NMGC excluded deferred compensation of $42,626 related to the NMGC president's compensation.

Q. DID YOU EXCLUDE ANY OTHER AMOUNTS RELATED TO LABOR?

A. Yes. NMGC also excluded the following Labor expenses:

- an amount that was paid in severance during the Base Period (including the impact of the severance on the 401k Base Period amount);
- direct labor that was charged from affiliates, which are separately forecasted as a component of affiliate charges; and
- vacation accruals that are included as base labor.

These adjustments are shown in NMGC Exhibit ECB-5 WP OM 3 BPA.

B. <u>BASE PERIOD ADJUSTMENTS THAT CARRY FORWARD</u>

Q. IS NMGC MAKING ANY ADJUSTMENTS TO THE BASE PERIOD FOR ITEMS THAT CARRY FORWARD TO THE FUTURE TEST YEAR?

A. Yes. NMGC is making adjustments to certain expenses experienced in the Base Period that carry forward to the Future Test Year. These adjustments were performed to create a 12-month period that reflects our ongoing and normalized costs of serving customers based on known and measurable changes.

Q. PLEASE PROVIDE AN OVERVIEW OF THE BASE PERIOD ADJUSTMENTS THAT CARRY FORWARD TO THE FUTURE TEST YEAR.

A. The Company made adjustments to rate base, operating expenses, and revenues. Contained within these are two types of BPA's: (i) annualization adjustments; and (ii) normalization adjustments. Collectively, these are the known and measurable adjustments to the Base Period data. The following explains these types of adjustments further:

- Annualization adjustments are intended, as the name suggests, to ensure that both the costs and revenues for the Base Period reflect information for a full twelve-month period.
- Normalization adjustments are intended to ensure that costs and revenues are representative of expected NMGC operations in the period when revised base rates are expected to be in effect.

i. <u>Adjustments to Rate Base</u>

Q. PLEASE SUMMARIZE THE BPAS MADE TO RATE BASE.

A. First, we made the exclusions which I have discussed above. Second, we adjusted rate base to reflect rate base items on a thirteen-month average. See NMGC Exhibit ECB-4 WP Other RB COS Inputs.

ii. <u>Adjustments to Operating Expenses</u>

Q. PLEASE SUMMARIZE THE BPA'S MADE TO OPERATING EXPENSES.

A. In addition to the BPA's discussed as exclusions previously in my Direct Testimony, NMGC has made several other BPA's to operating expenses to provide a better view of the COS associated with the Future Test Year, including compensation-related matters, administrative and general ("A&G") capitalized costs, and bad debt expenses.

Q. PLEASE DISCUSS THE COMPENSATION AND BENEFITS RELATED ADJUSTMENTS.

A. NMGC made the following compensation and benefit-related BPA's, which are included in NMGC Exhibit ECB-5 WP OM 3 BPA and in ECB-5 WP 5 OM 630 Schedule H-4 Labor:

- remove severance and labor from affiliates as discussed above;
- annualize NMGC's labor expense to reflect merit and other increases that were granted during the Base Period;
- adjust NMGC's Short-Term Incentive Plan ("STIP") expense to an amount that represents what the Company refers to as an "at target" STIP payout;
- remove vacation accruals;
- remove long-term incentive and deferred compensation;
- adjusts the Company's 401(k) fixed match expense to account for the changes resulting from compensation-related BPA's and to remove the 401(k)-performance match;

- normalize the Base Period Pension and Other Post-Employment Benefits, and Active Medical Expenses to reflect recent studies as determined by the Company's actuary, Mercer Health and Benefits, LLC ("Mercer");
- adjust active medical expenses as determined by Mercer; and
- normalize labor vacancies and overtime pay to reflect historical levels.

Q. DID NMGC MAKE ANY ADJUSTMENTS RELATED TO THE INSPECTION AND SUPERVISION FEES PAID ANNUALLY TO THE COMMISSION?

A. Yes. NMGC removed the Inspection and Supervision fees when calculating the Adjusted Base Period. See NMGC Exhibit ECB-5 WP GT 4 Misc Taxes. NMGC recalculated this amount in the Future Test Year. See NMGC Exhibit ECB-3 COS Summary.

Q. DID THE COVID-19 PANDEMIC IMPACT NMGC'S BUSINESS?

A. Yes. NMGC's business was impacted by the effects of the COVID-19 Pandemic. As discussed earlier in my Direct Testimony, other than bad debt expenses, the costs and savings incurred by NMGC during the base period essentially offset.

Q. HAS NMGC MADE ANY ADJUSTMENTS TO THE BASE PERIOD TO REFLECT THE IMPACTS OF THE COVID-19 PANDEMIC?

A. Yes. NMGC has made BPAs to normalize bad debt expense to historical levels. In addition, NMGC has normalized certain revenue credits, including miscellaneous service revenues and late payment penalties to historical levels in the Base Period. These

adjustments serve to reduce bad debt expenses and increase revenue credits and carry forward into the Future Test Year.

Q. HOW DID NMGC ADJUST THE BASE PERIOD TO NORMALIZE THESE COSTS AND REVENUES?

A. NMGC took historical data for the three years prior to the pandemic – July 2016 through June 2019 – and averaged the values. NMGC then adjusted these values for inflation to arrive at the Adjusted Base Period values.

iii. Adjustments to Revenue

Q. WERE ANY BPAS MADE TO REVENUE CREDITS?

A. Yes, revenue for the discounted on-system transportation were adjusted by:

- reducing revenue related to a customer capacity contract that is scheduled to expire in April 2024;
- normalizing late payment penalties and miscellaneous revenue to historical levels based on the three-year average from the years 2017 through 2019 (see discussion above).

iv. Adjustments to Taxes

Q. WERE ANY BPAS MADE TO TAXES?

A. Yes, adjustments were made to taxes. First, NMGC made an adjustment to General Taxes, to true-up the Base Period amounts for actual taxes owed. See NMGC Exhibit ECB-5 WP

Gen Tax COS Inputs. Second, NMGC made an adjustment to payroll taxes to account for compensation adjustments made to the Base Period and to remove the impact of an accounting error related to state unemployment taxes that occurred during the Base period and was corrected in Linkage Period 1. See NMGC Exhibit ECB-5 WP GT 3 Payroll Tax. Third, adjustments were made related to Federal and New Mexico Income Taxes, as discussed by NMGC Witness Avellan.

C. LINKAGE PERIODS AND FUTURE TEST YEAR

i. Development of Revenue Requirement

Q. WHAT FUTURE TEST PERIOD DID NMGC USE TO DEVELOP THE REVENUE REQUIREMENT SUPPORTING THE COMPANY'S RATE REQUEST IN THIS PROCEEDING?

A. The Future Test Period used to determine the revenue requirements for the rates requested by NMGC in this proceeding is the twelve-month period ending September 30, 2025.

Q. WHAT IS NMGC'S REVENUE REQUIREMENT IN THE FUTURE TEST YEAR?

A. NMGC's revenue requirement during the Future Test Year is $265.2 million and is shown in NMGC Exhibit ECB-3 COS Summary.

Q. IS THERE A REVENUE DEFICIENCY RESULTING FROM THE REVENUE REQUIREMENT IN THE FUTURE TEST YEAR?

A. Yes. The revenue deficiency in the Future Test Year is $48.97 million. See NMGC Exhibit ECB-3 COS Summary.

Q. PLEASE DESCRIBE GENERALLY HOW NMGC DEVELOPED THE FUTURE TEST YEAR REVENUE REQUIREMENT.

A. The Future Test Year was developed by using certain forecasts related to capital investments, operating expenses, income taxes, and revenue credits. A detailed discussion of the methodologies used to develop the amounts included in the Future Test Year revenue requirement is presented below. As required under Rule 17.1.3.12(D) NMAC, NMGC included the required linkage data from the Adjusted Base Period to the Future Test Year revenue requirement in the workpapers supporting the COS. The details of the capital investments are provided by NMGC Witnesses Tom C. Bullard, Denise E. Wilcox, Tommy H. Sanders, and Kevin I. Farr.

ii. <u>Rate Base</u>

Q. PLEASE DESCRIBE THE RATE BASE USED IN THE DEVELOPMENT OF THE FUTURE TEST YEAR REVENUE REQUIREMENT IN THIS CASE?

A. Pursuant to 17.1.3.16(C)(1) NMAC, because the Future Test Year period begins at least twelve months after the end of the Base Period, an average rate base is required to be used, utilizing the projected thirteen-month average of the Future Test Year period. NMGC developed its Future Test Year rate base using a projected thirteen-month average of balances through September 30, 2025, which is the end of the Future Test Year.

Q. PLEASE DESCRIBE THE ADJUSTMENTS THAT WERE MADE TO RATE BASE IN THE FUTURE TEST YEAR COST OF SERVICE STUDY.

A. The rate base adjustments made in the Future Test Year COS study include adjustments to net plant-in-service, ADIT, Regulatory Assets and Liabilities, Other Rate Base Items, and Working Capital. Please refer to NMGC Witness Avellan's Direct Testimony for a discussion of ADIT included in the Future Test Year revenue requirement. The other areas are discussed below.

Q. WHAT IS NET PLANT-IN-SERVICE?

A. Net plant-in-service is the gross plant in service minus accumulated depreciation and amortization.

Q. PLEASE DESCRIBE HOW THE NET PLANT-IN-SERVICE WAS DEVELOPED FOR THE FUTURE TEST YEAR RATE BASE.

A. The net plant-in-service balance included in the Future Test Year is based on a thirteen-month average of the net plant-in-service balances. NMGC's Net Plant-In-Service balances for this period begin with the per book net plant-in-service balances as of March 31, 2023. NMGC then added the projected plant clearings and accumulated depreciation for each month from April 2023 through September 2025, to develop the monthly net plant-in-service balances. NMGC calculated a thirteen-month average of the monthly net plant-in-service balances from September 2024 through September 2025 to develop the rate base amount included in the Future Test Year. Please refer to NMGC Witness Bullard's Direct

Testimony for further discussion of the development of the capital budget for capital investments. Please see NMGC Exhibit ECB-4 WP Plant 1 Net Plant Balances.

Q. PLEASE SUMMARIZE THE PLANT CLEARINGS TO GROSS PLANT THAT ARE INCLUDED IN THE LINKAGE DATA AND FUTURE TEST YEAR PERIODS.

A. NMGC Witness Bullard's Direct Testimony includes NMGC Exhibits TCB-2 through TCB-8, which represent capital forecasts related to this rate case. For the exhibits which represent specifically forecasted capital projects, the Model relies on inputs that assume projects clear to plant-in-service one month after the last month of forecasted capital spending.

For the exhibits which represent Transmission and Distribution Blankets, spending levels are assumed to clear to plant in service per the following schedule:

- March Clearings: January and February forecasts
- June Clearings: March, April and May forecasts
- September Clearings: June, July and August forecasts
- December Clearings: September, October, November and December forecasts.

For certain other capital expenditures, which include IT hardware, facilities security, and certain transmission and distribution projects, spending levels are assumed to clear to plant yearly in December.

In addition, as forecasts clear to plant-in-service, the Model also checks for any March 31, 2023 Construction Work In Progress ("CWIP") balances and clears those amounts as well.

Q. PLEASE EXPLAIN HOW ACCUMULATED DEPRECIATION IS DETERMINED FOR THE FUTURE TEST YEAR.

A. The accumulated depreciation balances were developed by taking the actual accumulated depreciation balances as of March 31, 2023 and including calculated monthly depreciation expense based on the forecasted plant-in service balances. See NMGC Exhibit ECB-4 WP Plant 6 Accum Res Balances. The monthly depreciation expense through August 2023 was calculated using NMGC's depreciation rates approved in the 2019 Rate Case. Starting in September 2023, depreciation expense and related accumulated depreciation balances were calculated using depreciation rates pursuant to 17.3.340.10(E) NMAC, which were filed with the Commission on June 30, 2023.

Q. HOW HAS NMGC TREATED ACCUMULATED DEFERRED INCOME TAXES IN THE LINKAGE PERIODS AND FUTURE TEST YEAR?

A. NMGC Witness Avellan, in his Direct Testimony, addresses how NMGC treated accumulated deferred income taxes.

Q. PLEASE IDENTIFY THE OTHER RATE BASE ITEMS IN THE FUTURE TEST YEAR REVENUE REQUIREMENT.

A. Please refer to NMGC Exhibit ECB-4 WP Other RB COS Inputs for a summary of items in the Future Test Year revenue requirement. NMGC has included balances associated with customer deposits, injuries and damages, non-refundable contributions in aid of construction ("CIAC"), certain AROs, rights-of-ways ("ROW"), IMP Regulatory Asset, COVID Regulatory Asset, Hansen CIS Regulatory Asset, a Legal Regulatory Liability, and the Rate Case Expenses. I discuss the treatment of each of these balances in the Future Test Year below. Please refer to the Regulatory Assets and Liabilities, and Other Allowable Expenses sections for discussion on the Regulatory Assets and Liabilities and the Rate Case Expenses.

Q. PLEASE DISCUSS THE CUSTOMER DEPOSITS AND INJURIES AND DAMAGES BALANCES INCLUDED IN THE FUTURE TEST YEAR REVENUE REQUIREMENT.

A. The Future Test Year balances are the same as the Adjusted Base Period balances as NMGC does not expect any significant changes to these balances.

Q. PLEASE DISCUSS THE TREATMENT OF NON-REFUNDABLE CIAC IN THE FUTURE TEST YEAR REVENUE REQUIREMENT.

A. Non-refundable CIAC amortizes throughout the periods and reflects a Future Test Year adjustment to reflect a thirteen-month average.

Q. PLEASE DISCUSS THE TREATMENT OF COSTS FOR RIGHTS-OF-WAY IN THE FUTURE TEST YEAR REVENUE REQUIREMENTS.

A. NMGC determined monthly rights-of-way balances, beginning with actual balances as of March 31, 2023, less monthly amortization from April 2023 through September 2025, plus any new rights-of-way or renewals of rights-of-way projected during the same period. NMGC included expected amortization of rights-of-way renewals from April 2023 through September 2025. Rights-of-way amortization expense is included in operating expenses. Please refer to the Direct Testimony of NMGC Witness Bullard for a discussion of rights-of-way renewals included in the linkage data and Future Test Year NMGC also makes a Future Test Year adjustment to reflect a thirteen-month average. Please see NMGC Exhibit ECB-5 630 Schedule H-7.1 Dist ROW and 630 Schedule H-7.2 Tans ROW.

iii. <u>O&M Expense</u>

Q. PLEASE DESCRIBE THE ADJUSTMENTS MADE TO O&M EXPENSES IN THE FUTURE TEST YEAR REVENUE REQUIREMENTS.

A. The starting point for the Future Test Year O&M was the Adjusted Base Period O&M. NMGC Exhibit ECB-5 WP 2 OM 630 Sched H1 OM Summary provides the calculation of the portion of non-labor O&M that is based on the escalation factors, and NMGC Exhibit ECB-4 WP OM 4 Separately Forecasted provides a summary of the specific O&M items that were individually projected to develop the Future Test Year.

Q. PLEASE SUMMARIZE THE O&M EXPENSES INCLUDED IN THE FUTURE TEST YEAR REVENUE REQUIREMENTS THAT ARE SEPARATELY FORECASTED.

A. NMGC Exhibit ECB-5 WP OM 4 Separately Forecasted provides the adjustments to O&M that have been specifically identified and separately forecasted based on individual factors. These adjustments include: labor, short term incentive compensation, 401(k), active medical and dental, pension and retiree medical, transmission integrity programs, general liability insurance costs, Board of Directors costs, non-interest revolver costs, Hansen CIS expenses (which reflect O&M costs which are not included in the amounts included regulatory asset request), removing the Espanola facility lease expense, facilities security costs, savings from the installation of solar panels on certain facilities, and allocations from shared services, net of amounts removed for allocated long-term incentive programs.

Q. PLEASE DESCRIBE THE ADJUSTMENTS MADE TO LABOR EXPENSES FROM THE ADJUSTED BASE PERIOD TO THE FUTURE TEST YEAR REVENUE REQUIREMENTS.

A. Base labor and overtime expenses were escalated from the Adjusted Base Period using a 5.5% annual labor escalator, a 1.75% escalator for Linkage Period 1, a 1.72% for Linkage Period 2, and a 11.23% escalator in the Future Test Year. Please refer to the Direct Testimony of NMGC Witness Wilcox for further discussion of these labor changes. See NMGC Exhibit ECB-5 WP OM 5 630 Schedule H-4 Labor for the impact of these adjustments.

Q. DOES THE COMPANY HAVE A PENSION PLAN?

A. Yes, the Company has a qualified plan, as defined by the Employee Retirement Security Act.

Q. IS NMGC SEEKING TO INCLUDE ANY AMOUNTS IN ITS RATE BASE ASSOCIATED WITH PENSION ASSETS AND LIABILITIES?

A. No.

Q. IS NMGC SEEKING RECOVERY OF PENSION EXPENSES?

A. Yes.

Q. WHAT IS THE BASIS FOR THESE EXPENSES?

A. As discussed in the Direct Testimony of NMGC Witness Wilcox, NMGC's pension plan expense is based on actuarial calculations prepared by NMGC's actuary, Mercer, in accordance with ASC 715-30.

Q. HOW IS NMGC ACCOUNTING FOR OTHER POST-RETIREMENT BENEFITS COSTS?

A. NMGC's post-retirement benefits costs (i.e., retiree medical) are well funded and result in a net credit to forecasted expenses. Therefore, NMGC is including the net periodic benefit credit associated with the plan in its COS, which benefits customers.

Q. HOW DID NMGC DEVELOP THE ACTIVE MEDICAL AND DENTAL EXPENSE FOR THE FUTURE TEST YEAR REVENUE REQUIREMENTS?

A. As discussed in the Direct Testimony of NMGC Witness Wilcox, NMGC used forecasts from its actuary, Mercer, to forecast the Linkage period and Future Test Year active medical and dental expenses. See NMGC Exhibit ECB-5 WP OM 4 Separately Forecasted.

Q. PLEASE DESCRIBE THE ADJUSTMENTS MADE TO THE SHORT-TERM INCENTIVE PLAN EXPENSE TO DEVELOP THE FUTURE TEST YEAR REVENUE REQUIREMENTS.

A. The estimated Future Test Year expense is based on authorized positions and wages as of June 2023 and includes normalizing the amount for vacancies. Labor is then multiplied by the expected incentive plan target-level percentages discussed in the Direct Testimony of NMGC Witness Wilcox. The resulting amount is then escalated using the labor escalators described above. These amounts are included in NMGC Exhibit ECB-5 WP OM 4 Separately Forecasted, NMGC Exhibit ECB-5 OM 630 Schedule H-4 Labor, and NMGC Exhibit ECB-5 WP OM 6 Incentive Comp.

Q. PLEASE SUMMARIZE THE O&M EXPENSES INCLUDED IN THE FUTURE TEST YEAR REVENUE REQUIREMENT THAT ARE ALLOCATED TO NMGC FROM AFFILIATES.

A. The starting point for the Future Test Year O&M was the Adjusted Base Period O&M. Separate forecasts for allocations from affiliates were used in the Linkage and Future Test Year periods. This is shown in NMGC Exhibit ECB-5 WP OM 4 Separately Forecasted.

Q. HOW WERE SHARED SERVICES O&M EXPENSES ALLOCATED TO NMGC IN THE FUTURE TEST YEAR REVENUE REQUIREMENTS?

A. The CAM methodologies were used for shared services O&M expenses in the Future Test Year.

iv. <u>Depreciation and Amortization Expense</u>

Q. WHAT DEPRECIATION RATES HAS NMGC USED TO ESTIMATE DEPRECIATION EXPENSE IN THE FUTURE TEST YEAR AND LINKAGE DATA?

A. NMGC has utilized the depreciation rates that were submitted to the Commission on October 21, 2019, and went into effect by operation of law on December 20, 2019, to develop depreciation expense through August 2023. Starting in September 2023, depreciation expenses are calculated using depreciation rates filed with the Commission on June 30, 2023. See NMGC Exhibit ECB-4 630 Schedule C-2 Depr Rates.

Q. DID NMGC MANUALLY CALCULATE AMORTIZATION OR DEPRECIATION EXPENSE FOR ANY ASSETS IN THE LINKAGE DATA AND FUTURE TEST YEAR?

A. Yes. The depreciation expense associated with the ARO accretion is input based on the values provided in NMGC Exhibit ECB-4 630 Schedule I-1.4 ARO. See NMGC Exhibit ECB-4 WP Plant 5 Depreciation Exp and NMGC Exhibit ECB-4 630 Schedule H-7b for details.

Q. PLEASE DESCRIBE HOW RIGHTS-OF-WAY AMORTIZATIONS AND RENEWALS ARE HANDLED IN THE LINKAGE AND FUTURE TEST YEAR PERIODS.

A. Amortizations of existing rights-of-way balances have been included in the Linkage and Future Test Year periods based on existing amortization schedules, which typically follow the expected term of the underlying right-of-way agreement. In addition, amortizations of the new rights-of-way and rights-of-way renewals expected to occur between April 2023 and September 2025 are included in the Linkage Periods and Future Test Year Period. Please refer to the Direct Testimony of NMGC Witness Bullard for a detailed discussion of new rights-of-way and rights-of-way renewals. See NMGC Exhibit ECB-4 630 Schedule H-7.1 Trans ROW and 630 Schedule H-7.2 Dist ROW.

v. <u>General Taxes</u>

Q. PLEASE DESCRIBE HOW PROPERTY TAXES WERE DERIVED IN THE FUTURE TEST YEAR REVENUE REQUIREMENT.

A. Property taxes were derived in the Future Test Year as follows: NMGC first determined the location of the taxable plant in service at the end of the Base Period (i.e. whether the

plant was located on land owned by private parties and governmental entities, or was it located on land owned by Native American Pueblos, Tribes, and Nations). NMGC determined that 95% of the taxable plant in service is located on lands owned by private parties or governmental entities (and thus is taxable for property tax purposes), and 5% is located on lands owned by Native American Pueblos, Tribes, and Nations ("Native American Lands"). Second, since property tax rates differ depending on the location of the plant in service, NMGC developed composite property tax rates for both state and Native American Lands.

Q. HOW DID NMGC CALCULATE COMPOSITE PROPERTY TAX RATES IN THE FUTURE TEST YEAR REVENUE REQUIREMENT?

A. The composite tax rates for state and Native American Lands were calculated using 2022 actual assessed values and property taxes. This same rate was then used to calculate property taxes during the Future Test Year.

Q. PLEASE DESCRIBE HOW NMGC FORECASTS THE TAXES PAYABLE FOR STATE LANDS IN THE FUTURE TEST YEAR REVENUE REQUIREMENT.

A. NMGC took 95% of the taxable plant in service balance attributable to state lands, divided the resulting balance by three and multiplied it by the composite property tax rates for State lands for the period. For example, the property tax expense for the Future Test Year was calculated based on the expected taxable plant in service balance as of December 31, 2023

allocated to state lands and multiplied by the estimated state land composite. See NMGC Exhibit ECB-5 WP 2 GT-2 Property Tax for calculation of property tax expense.

Q. PLEASE DESCRIBE HOW NMGC FORECASTS THE TAXES PAYABLE TO NATIVE AMERICAN PUEBLOS, TRIBES, AND NATIONS IN THE FUTURE TEST YEAR REVENUE REQUIREMENT.

A. Similar to the process for state lands, NMGC took 5% of its taxable plant in service balance attributable to Native American Lands and multiplied it by the composite tax rate for such lands to calculate expected future Native American possessory interest taxes ("PIT"). See NMGC Exhibit ECB-5 WP GT 2 Property Tax.

Q. PLEASE DESCRIBE HOW PAYROLL TAXES WERE DERIVED IN THE FUTURE TEST YEAR REVENUE REQUIREMENTS.

A. As discussed earlier, NMGC normalized the labor expenses, including incentive compensation, included in the Future Test Year revenue requirements. In addition, NMGC adjusted labor expenses to reflect expected annual merit and other wage increases paid to NMGC employees. NMGC used the historical payroll taxes, adjusted to remove the impact of an accounting error related to state unemployment taxes in the Base Period that were corrected in Linkage Period 1, to derive a composite payroll tax rate. This rate was applied to O&M Labor expenses to determine forecasted Linkage and Future Test Year period payroll tax expenses.

NMGC only included payroll tax expense expected to be incurred for labor that is recorded to the income statement, and not for labor that is capitalized. As a result, the amount of payroll taxes included in the Future Test Year revenue requirements is already reflected net of any payroll taxes that would be capitalized. See NMGC Exhibit ECB-5 WP 3 GT Payroll Taxes for a summary of payroll taxes included in the Future Test Year.

Q. WHAT ARE THE OTHER COMPONENTS OF GENERAL TAXES AND HOW THEY WERE DERIVED IN THE FUTURE TEST YEAR REVENUE REQUIREMENTS?

A. The other components of general taxes include other miscellaneous taxes such as pipeline safety fees. NMGC escalated the pipeline safety fees at 1.34% as this is reflective of the increase experienced during the five years ending in 2023. This escalation occurs June 2023, June 2024, and June 2025. See NMGC Exhibit ECB-5 WP 4 GT Misc. Taxes.

vi. <u>Other Allowable Expenses (Returns)</u>

Q. PLEASE IDENTIFY THE COMPONENTS INCLUDED FOR RECOVERY IN OTHER ALLOWABLE EXPENSES BASED ON AMORTIZATION SCHEDULES.

A. NMGC Exhibit ECB-3 COS Summary summarizes the requested other allowable expenses (returns) used to develop the Future Test Year revenue requirements. These other allowable expenses include the following:

- interest on customer deposits;
- IMP Regulatory Asset amortization;

- rights-of-way accruals on unrenewed ROWs;
- amortization of COVID Regulatory Asset;
- amortization of Hansen CIS Regulatory Asset;
- amortization of Legal Regulatory Liability;
- amortization of rate case expenses including expenses related to this case.

Q. PLEASE DISCUSS THE TREATMENT OF INTEREST ON CUSTOMER DEPOSITS INCLUDED IN OTHER ALLOWABLE EXPENSES IN THE FUTURE TEST YEAR REVENUE REQUIREMENT.

A. Consistent with past rate case treatment, NMGC included recovery of interest on customer deposits. NMGC does not expect any significant changes to customer deposit balances or to the interest charged on customer deposits, so NMGC used the amounts included in the Adjusted Base Period as the forecast for the Future Test Year revenue requirement. The expense associated with these deposits is included in Other Allowable Expenses and the balance of customer deposits held by NMGC is included as a reduction to rate base. See NMGC Exhibits ECB-3 COS Summary, and NMGC Exhibit ECB-4 WP Other RB COS Inputs.

Q. PLEASE DISCUSS ACCRUALS FOR UNRENEWED RIGHTS-OF-WAY INCLUDED IN OTHER ALLOWABLE EXPENSES IN THE FUTURE TEST YEAR REVENUE REQUIREMENT.

A. NMGC expects some rights-of-way agreements will not be renewed by September 30, 2025. However, because NMGC continues to use this land to provide service it is required to record a liability to reflect an estimate of the costs that will be paid upon the renewal of the agreement. This liability is included in Rate Base and the associated expense is included in Other Allowable Expenses. See NMGC Exhibit ECB-4 630 Schedule 7.1 Dist ROW and 630 Schedule 7.2 Trans ROW for more information.

vii. Federal Income Taxes

Q. HOW HAS NMGC CALCULATED THE INCOME TAX EXPENSES INCLUDED IN THE FUTURE TEST YEAR REVENUE REQUIREMENTS?

A. The income tax expense included in the Future Test Year revenue requirements is based on the applicable 21% federal and 5.57% state income tax rates that are expected to be effective in the Future Test Year. See NMGC Exhibit ECB-3 COS Summary. Please refer to NMGC Witness Avellan for further discussion of the income tax expense included in the Future Test Year revenue requirements.

viii. Revenue Credits

Q. HOW WERE THE AMOUNTS FOR THE REVENUE CREDITS DEVELOPED FOR PURPOSES OF THE FUTURE TEST YEAR REVENUE REQUIREMENTS?

A. Discounted on-system transportation revenues were adjusted with a forecast for each discounted transportation customer for the time periods following the Base Period. The late payments and miscellaneous revenue were adjusted to remove the impact of COVID-

19 during the Base Period and escalated using the total customer count growth of 0.5% to apply an escalation rate. The Other Operating Revenues were adjusted for any contract changes within the Linkage Period and the Future Test Year. Each of these adjustments can be found in NMGC Exhibit ECB-3 Summary COS and NMGC Exhibit ECB-4 WP Other RB COS Inputs.

V. FULLY FUNCTIONAL COS MODEL

A. FULLY FUNCTIONAL MODEL

Q. ARE YOU FAMILIAR WITH THE NMPRC'S REQUIREMENTS FOR A FULLY FUNCTIONAL MODEL?

A. Yes, this is required by rule 17.1.3 NMAC (the "Future Test Year Rule"). The requirements of 17.1.3.11 NMAC are as follows:

Base Period, linkage data and Future Test Year Period data filed to support the rate application must be provided in fully-functional electronic format so that amounts in schedules and supporting work papers required by this rule and the Commission's data rules can be traced with relative ease to supporting, detailed data.

A. Fully-functional electronic format allows Commission Staff and Intervenors (the "Parties") to make adjustments that would carry through to the jurisdictional revenue requirement.

B. If the inputs to the fully functioning electronic support for the Future Test Year period are fed by systematic calculations within other programs that are not downloadable to fully functioning and executable spreadsheets, the utility will rerun such supporting programs for input changes reasonably required by the Parties so as to be able to capture the impact of such proposed input changes on the Future Test Year period jurisdictional Model.

C. The utility shall identify any data that is not provided in fully-functional electronic format and provide the reason why the data is not provided in fully-functional electronic format.

17.1.3.12 NMAC further provides that "The rate application shall include:

- a Base Period;
- an Adjusted Base Period;
- a Future Test Year period; and
- verifiable information for the linkage data to allow the Parties to assess the validity of the information contained in the Future Test Year period described in Sections 15, 16, 17 and 18 of this rule."

Q. USING THESE REQUIREMENTS AS A STARTING POINT, HAS NMGC DEVELOPED A FULLY FUNCTIONING MODEL TO SUPPORT ITS RATE REQUEST BASED UPON A FUTURE TEST YEAR?

A. Yes. NMGC has filed a fully-functional Excel-based model to support its rate case filing.

Q. IN YOUR OPINION, DOES THE MODEL COMPLY WITH THE COMMISSION'S REQUIREMENTS AS SET FORTH IN THE NMAC?

A. Yes, the Model, is (with a few exceptions that I will discuss later in my Direct Testimony) fully functional and provides all required data to support the determination of the Company's COS. The amounts in all schedules and workpapers can be easily traced, and the assumptions used to develop the Future Test Year COS are provided in working electronic files.

Q. AS PART OF THE PREPARATION OF NMGC'S RATE CASE, WAS THE MODEL TESTED FOR ITS ACCURACY?

A. Yes. NMGC undertook a detailed review of the Model. We ensured the inclusion of necessary historical data in the Model, reviewed adjustments to the historical data through the Linkage Periods, confirmed the resulting impacts on the Future Test Year data, reviewed the results for reasonableness, and tested and verified the flow of data within the Model. In addition, part of PA Consulting's scope of work in this case was to perform a separate detailed review of the Model to ensure it remains fully functional and that it is clerically accurate.

Q. DOES NMGC'S MODEL HAVE THE SAME FUNCTIONALITY AS OTHER FUNCTIONAL MODELS ACCEPTED BY THIS COMMISSION?

A. Yes. As discussed above, NMGC's Model contains the same functionality as other functional models used NMGC's 2019 and 2021 Rate Cases.

Q. CAN THE NMPRC, STAFF AND OTHER PARTIES TO THIS RATE PROCEEDING REASONABLY RELY UPON THE MODEL TO ESTABLISH NEW RATES IN THIS PROCEEDING?

A. Yes. The Model contains historical and forecasted data pertinent to the Company's cost of providing services to its customers. The Model captures and summarizes the cost of, and investment in, these initiatives. The Model provides a functional and appropriate means by which to review, modify, and determine the Company's COS in this rate proceeding. The Model provides detailed information regarding all components of rate base and operations expenses. Adjustments, if any, can be easily flowed through the Model.

B. TIME PERIODS CONTAINED IN THE MODEL

Q. WHAT TIME PERIODS DID NMGC USE TO DEVELOP THE REVENUE REQUIREMENTS SUPPORTING THE COMPANY'S RATE REQUEST IN THIS PROCEEDING?

A. As described in my Direct Testimony, the Company's Base Period reflects data for the twelve months ending March 31, 2023. The Adjusted Base Period reflects data for this same twelve-month period adjusted for known and measurable changes. The Company then utilized a Future Test Year Period consisting of the twelve-month period ending September 30, 2025. As required by the Future Test Year Rule, Linkage Period data is provided to "bridge the gap" between the historical Base Period and the Future Test Year period. Linkage Period 1 provides data for the twelve months ended March 31, 2024

("Linkage Period 1"), while Linkage Period 2 sets forth information for the twelve months ending September 30, 2024 ("Linkage Period 2," collectively the "Linkage Periods").

Q. PLEASE DESCRIBE THE SOURCE OF THE DATA USED IN THE MODEL FOR THE BASE PERIOD.

A. The Base Period represents twelve months of actual, unadjusted historical financial data from the Company's financial books and records.

Q. PLEASE DESCRIBE THE SOURCE OF THE DATA USED IN THE ADJUSTED BASE PERIOD.

A. The Adjusted Base Period utilizes the same financial data for the twelve-month period used for the Base Period but reflects adjustments for known and measurable changes. Including these known and measurable changes is necessary and appropriate to accurately show rate base and operating expenses on a prospective basis.

Q. PLEASE EXPLAIN WHY THE LINKAGE PERIODS OVERLAP.

A. The Linkage Periods are intended to provide a clear, annualized line of sight from the Base Period to the Future Test Year period. Given that there is an 18-month span between the Base Period and the Future Test Year period, the Company is providing data for two twelve-month periods between the Base and Future Test Year periods to provide the annualized data between periods. Linkage Period 1 provides data for the twelve months immediately following the Base Period. Linkage Period 2 provides data for the twelve

months immediately preceding the Future Test Year. As such, there is an overlap between the Linkage Periods. The overlap period is October 1, 2023 through March 31, 2024.

C. HOW THE MODEL WORKS

Q. HAVE YOU PROVIDED OPERATING INSTRUCTIONS ON HOW TO UTILIZE THE FUNCTIONAL MODEL?

A. Yes. NMGC Exhibit ECB-2 provides instructions to facilitate the Parties review of the Model. It is important that users read and understand these instructions before utilizing the Model.

Additionally, NMGC will be arranging sessions with the Parties to facilitate their understanding of the operations of the Model and to answer any questions regarding functionality of the Model.

Q. WHAT DO USERS OF NMGC'S FUTURE TEST YEAR MODEL NEED TO KNOW PRIOR TO USING THE MODEL?

A. Due to the linkages between the workbooks, for the Model to fully function and update, all workbooks within the Model need to be open at the same time when attempting to modify or adjust any calculations in the Model. In essence, the workbooks need to be able to speak to each other.

Q. PRIOR TO DISCUSSING THE SPECIFICS OF THE MODEL, CAN YOU DEFINE SOME GENERAL TERMS TO BE UNDERSTOOD?

A. Yes. I use the terms "workbook," "worksheet," and "tab" extensively throughout my Direct Testimony when describing the Model. The term "workbook" refers to an entire Excel file. I use the terms "worksheet" and "tab" interchangeably to refer to an individual tab within an Excel workbook. A linked workbook refers to an external Excel workbook outside of the existing Excel® workbook. A linked worksheet refers to a worksheet within the existing Excel workbook.

Q. PLEASE IDENTIFY THE WORKBOOKS THAT COMPRISE THE MODEL.

A. The Model consists of three separate workbooks. The first workbook is the COS Workbook and is labeled as NMGC Exhibit ECB-3. The Workbook summarizes data from the remaining workbooks and supports the calculation of the Company's overall COS, including rate base and operations expenses.

The second workbook, which has been labeled as NMGC Exhibit ECB-4, is the Rate Base Workbook and, as the name implies, provides details and support for each component of rate base.

The third and final workbook, which has been labeled as NMGC Exhibit ECB-5, is the Operations Expense Workbook, which provides details and support for each category of NMGC's O&M expenses included in the filing.

Q. PLEASE DESCRIBE HOW THE WORKBOOKS INTERRELATE.

A. To ensure the functionality of the Model, the worksheets are "linked" so information flows between worksheets and workbooks. Parties can follow the linkages to source/supporting data within the workbooks by placing the cursor on a cell and clicking on "Formulas" in the "ribbon" or "toolbar" and then "Trace Precedents" within the formula auditing section of the ribbon. These linkages need to be preserved to ensure the flow and functionality of the Model. If the linkages are "broken", the Model will not function as designed and/or intended.

The COS Workbook is, in essence, a summary of the Rate Base Workbook and the Operations Expense Workbook. Parties should make changes to the Model in the Rate Base Workbook and/or the Operations Expense Workbook. These two workbooks contain input worksheets, which are colored blue, where changes should be made. These blue input worksheets contain specific columns to summarize the content or derivation of the COS, rate base, and operations expenses. When a party proposes an adjustment in the appropriate column in the Rate Base or Operations Expense Workbooks, the impact of the adjustments will be reflected in the adjusted total column and will flow forward to the appropriate location within the COS Workbook. For the most part, no changes need to be made to the COS Workbook. However, there are a few instances where the parties can make adjustments because some data is either hard-coded/non-fully functional or the adjustments need to be calculated within NMGC Exhibit ECB-3. These instances are described later in my Direct Testimony. As a reminder, all workbooks need to be open when a party enters

an adjustment. If all workbooks are not open, the adjustment will not flow properly throughout the Model.

Q. WITHIN EACH WORKBOOK, FOR WHAT PERIODS OF TIME IS INFORMATION PROVIDED?

A. Each workbook provides information for Base Period, the Adjusted Base Period, Linkage Periods, and the Future Test Year.

Q. AS YOU DISCUSS THE CONTENT OF THE WORKBOOKS IN THE MODEL, ARE THERE ANY GAPS IN THE ROWS OR COLUMNS CITED? IF SO, PLEASE EXPLAIN WHY.

A. Yes. As previously described, the Model is an Excel-based model. As I discuss the content of the various workbooks within the Model, I will refer to the Excel columns and rows in which data exists. For presentation purposes, there are blank columns in the workbooks. Therefore, as I discuss each workbook, the referenced columns may not be sequentially labeled. In addition, there are some instances where there are "placeholders" for line items. These rows and columns were not needed in the Model but could not be deleted in order to maintain a fully-functional model.

Q. PLEASE EXPLAIN HOW THE MODEL IS BEING PROVIDED TO THE PARTIES.

A. NMGC Exhibits ECB-3 through ECB-5, as identified above, are the three workbooks that comprise the Model. An electronic fully-functional copy of the Model has been provided on a USB portable storage drive or "thumb drive" with its Application filed in this rate case. A fully-functional electronic copy of the Model is also available on SharePoint.

D. THE WORKBOOKS

i. The COS Workbook

Q. PLEASE PROVIDE AN OVERVIEW OF THE NMGC COS WORKBOOK.

A. The COS Workbook, which has been labeled as NMGC Exhibit ECB-3, contains eleven worksheets. The first worksheet in the COS Workbook is the lead worksheet and details the contents of the workbook. The second worksheet provides a summary of the COS Summary. The remaining worksheets contain the "Intervenor Change Summary," which help to track adjustments proposed by Intervenors when compared to the original filing, and the 630 Schedule A-5, Summary of Total Capitalization and Weighted Average Cost of Capital, and 630 Schedule G-3, Embedded Cost of Borrowed Capital, for the Base Period, Linkage Periods, and Future Test Year.

Q. PLEASE DESCRIBE THE INFORMATION CONTAINED IN THE COS SUMMARY WORKSHEET.

A. The second worksheet in the COS Workbook summarizes the Company's rate base and operations expenses. The worksheet provides information pertaining to each of the following items:

- the components of NMGC's rate base/operations expenses (columns A, B, C, and D);
- the applicable FERC accounts from which the financial data was derived (column E);
- the unadjusted Base Period balance or expense, by component (column G);
- a summary of the Company's adjustments to the Base Period (column H);
- the Adjusted Base Period balances (column I). The totals presented in each line of column I were derived by summing the figures in columns G and H;
- data pertaining to Linkage Period 1 (column K);
- data pertaining to the Linkage Period 2 (column L);
- Future Test Year (column N);
- Future Test Year adjustments (column O);
- adjusted Future Test Year (column P). The totals presented in column P were derived by summing the figures in columns N and O; and
- columns R and S allow for and reflect the results of Intervenor adjustments.

For more detailed information regarding each column, please refer to the green lead sheets at the beginning of each exhibit workbook or NMGC Exhibit ECB-2.

Q. WHAT ARE THE COMPONENTS THAT MAKE UP THE COMPANY'S COS AS NAMED IN COLUMNS A THROUGH D OF THE COS SUMMARY?

A. Columns A through D in the COS Summary name the components of rate base and operations expenses, which collectively make up the Company's COS. The components of rate base, as set forth on lines 5 through 139 are:

- Net Transmission Plant;
- Net Distribution Plant;
- Net General and Intangible Plant;
- Accumulated Deferred Income Taxes;
- Regulatory Assets and Liabilities;
- Other Rate Base Items; and
- Working Capital.

The components of operations expenses, as set forth on lines 142 through 461, include:

- Fuel-Related Expenses;
- Transmission O&M;
- Distribution O&M;
- Customer Related O&M;
- Administrative and General Expenses;
- Depreciation and Amortization Expense;
    - Transmission;
    - Distribution;

- General and Intangible; and
- Other;

- General Taxes;
  - Property Taxes;
  - Payroll Taxes; and
  - Other Taxes;
- Other Allowable Expenses;
- Federal Income Taxes;
- State Income Taxes; and
- Revenue Credits.

The information is summarized to produce a total COS.

Q. PLEASE EXPLAIN THE PURPOSE OF COLUMN R.

A. Column R, entitled "Intervenor Manual Adjustments," will reflect the adjustments made by a particular party making a proposed adjustment in NMGC Exhibits ECB-4 and ECB-5, and not adjustments made by other parties. As discussed previously, there are some instances where Intervenors need to make adjustments directly in NMGC Exhibit ECB-3.

Q. WHAT IS THE PURPOSE OF COLUMN S?

A. Column S, entitled "Intervenor Change Ending 9/30/25," presents the net total of the Company's adjusted Future Test Year balances presented in column P and the proposed

balances net of any proposed adjustments reflected in column R as made by that individual party.[2]

Q. WHAT DO COLUMNS U, V, AND X REFLECT?

A. Columns U and V summarize the change from the Adjusted Base Period to the adjusted Future Test Year for each component of rate base, operating expense, etc. Column U shows the variance in dollar amount, while column V shows it as a percentage. This information is provided for informational purposes to provide an order of magnitude assessment of change from each of the periods to the Future Test Year period.

Column X provides a cross-reference to either exhibits, 630 Schedules or workpapers.

Q. IF PARTIES TO THIS PROCEEDING WISH TO MAKE CHANGES TO THE MODEL, WHERE SHOULD THE CHANGES BE MADE?

A. Any proposed changes to rate base would be made in the Rate Base Workbook, NMGC Exhibit ECB-4 while proposed changes to operations expenses would be made in the Operations Expense Workbook, NMGC Exhibit ECB-5. Those changes will flow forward to the COS Workbook, NMGC Exhibit ECB-3. However, there are several line items that need to be adjusted in NMGC Exhibit ECB-3. This includes the following items:

- Accumulated Deferred Income Taxes;

[2] If however, a party were to make an adjustment to the escalators in worksheet WP 1 Inputs OM – Gen Tax in NMGC Exhibit ECB-5, this change would be reflected in column S in addition to column P, which is the Company's proposed COS revenue requirement.

- Income Tax Regulatory Liability;
- Interest on Long-term Debt;
- Tax/Book Adjustments;
- Amortization of Excess Deferred Income Taxes (Both Federal and State); and
- WACC[3]

Q. PLEASE DESCRIBE THE OTHER WORKSHEETS IN THE COS WORKBOOK.

A. 630 Schedules A-5 and G-3 comprise the remaining worksheets in the COS Workbook and calculate the WACC for the Base Period, Linkage, and Future Test Year Periods. The WACC calculations in these tabs are used to calculate the return on rate base.

ix. <u>The Rate Base Workbook</u>

Q. PLEASE PROVIDE AN OVERVIEW OF THE RATE BASE WORKBOOK, NMGC EXHIBIT ECB-4.

A. The Rate Base Workbook summarizes the development of the Company's rate base. It provides all the same information pertaining to rate base that was detailed above when describing the COS Workbook. The data that is calculated in the Rate Base Workbook flows directly to the COS Workbook.

[3] The Company has added a section in 630 Schedules A-5 Test and G-3 Test in NMGC Exhibit ECB-3. There, parties can make changes to the return on equity, debt rates, and capital structure (debt / equity ratio). These changes will flow through the Intervenor adjustment columns in the COS Summary.

The first worksheet in NMGC Exhibit ECB-4, entitled the "Lead Sheet Rate Base" in green, is a table of contents for the entire workbook. This worksheet provides hyperlinks to each of the tabs in the workbook, summarizes and outlines the purpose of each worksheet, and notes which worksheets the tabs provide information to and which worksheets the tabs require information from. There are four blue input worksheets: "WP Plant COS Inputs," "WP Depreciation COS Inputs," "WP Working Capital COS Inputs," and "WP Other RB COS Inputs." These are the worksheets where parties should make changes to the Model and their contents are described in further detail below. Following the input worksheets are 630 Schedules in gold and workpapers in purple. Workpapers and 630 Schedules support or provide inputs to the COS Workbook.

Q. PLEASE DESCRIBE THE CONTENTS OF WORKSHEET "WP PLANT COS INPUTS."

A. The information contained in each column in the worksheet "WP Plant COS Inputs" is summarized as follows:

- column A identifies the major categories of plant (e.g., net transmission plant, net distribution plant, net general and intangible plant);
- column B provides further delineation of the components of plant within each major category;
- column D provides the specific FERC accounts within each component of plant;
- column E provides the unadjusted Base Period balance for each component of plant, per the Company's books and records;

- column F sets forth the adjustments to Base Period balances and reflects the differences between columns E and G;
- column G presents the Adjusted Base Period balances and is derived from Worksheet "WP Plant 1 – Net Plant Balances" column R;
- column H provides the balances, by component, for Linkage Period 1. The derivation of the Linkage Period 1 balances can be found in the supporting worksheet entitled "WP Plant-1 – Net Plant Balances" column AE;
- column I presents the balances for each component of rate base for Linkage Period 2. The derivation of the Linkage Period 2 balances can be found in the worksheet entitled "WP Plant-1 – Net Plant Balances" column AK;
- column J sets forth the balances for each component of rate base for the Future Test Year. The derivation of the Future Test Year balances can be found in the worksheet entitled "WP Plant-1 – Net Plant Balances" column AX;
- column K reflects an adjustment to recognize the 13-month averaging of the monthly balances for the 13 months ending September 2025. Given that the Company is utilizing a Future Test Year in this proceeding, rate base needs to reflect a thirteen-month average in the Future Test Year;
- column L adjusts the balances at year end September 30, 2025 to reflect the thirteen-month average of the monthly balances for the 13 months ending September 2025;
- column N calculates the net change in each component of rate base from the Adjusted Base Period balance to the Future Test Year;

- similarly, column O provides the percentage change from the Adjusted Base Period balance to the Future Test Year balance;
- column Q provides a column for the parties to this proceeding to propose adjustments to the Company's Test Year account balances;
- column R calculates the adjusted balance of each component of rate base reflecting the proposed Parties' adjustments;
- column T provides a cross-reference to either exhibits, 630 Schedules, or workpapers where appropriate.

Q. PLEASE DESCRIBE THE CONTENTS OF WORKSHEET "WP DEPRECIATION COS INPUTS."

A. The information contained in each column in the worksheet "WP Depreciation COS Inputs" is summarized as follows:

- column A identifies the major categories of depreciation expense (e.g., Transmission, Distribution, General and Intangible);
- column B provides further delineation of the components of depreciation expense within each major category;
- column D provides the specific FERC accounts within each component of depreciation4;

[4] Non-referenced columns are blank in order to break up the data and or time periods.

- column E provides the unadjusted Base Period balance for each component of depreciation expense, per the Company's books and records;
- column F sets forth the adjustments to Base Period depreciation. The derivation of the adjustments is provided on worksheet "630 Schedule H-7b", column K;
- column G presents the Adjusted Base Period depreciation expenses and reflects the sum of columns E and F;
- column H provides the depreciation expense, by component, for Linkage Period 1. The derivation of the Linkage Period 1 balances can be found in the supporting workpaper entitled "630 Schedule H-7b" column Q;
- column I presents the depreciation expense for each component for Linkage Period 2. The derivation of the Linkage Period 2 balances can be found in the supporting workpaper entitled "630 Schedule H-7b" column W;
- column J sets forth the depreciation expense for each component for the Future Test Year. The derivation of the Future Test Year depreciation expense can be found in the supporting workpaper entitled "630 Schedule H-7b" column AC;
- column K presents the adjustments to the Future Test Year period depreciation expense. The Company is not proposing any adjustments to depreciation expense in the Future Test Year period, so, this column is blank;
- column L presents the adjusted depreciation expense for the Future Test Year;
- column N calculates the net change in each component of depreciation expense from the Adjusted Base Period expense to the Future Test Year expense;

- column O provides the percentage change from the Adjusted Base Period to the Future Test Year expense;
- column Q provides a column for the parties to this proceeding to propose adjustments to the Company's Future Test Year account expenses;
- column R calculates the adjusted balance of each component of rate base reflecting the proposed Parties' adjustments; and
- column T presents references to supporting files or tabs.

Q. PLEASE DESCRIBE THE CONTENTS OF WORKSHEET "WP WORKING CAPITAL COS INPUTS."

A. The information contained in each column in the worksheet "WP Working Capital COS Inputs" is summarized as follows:

- column A identifies the major categories of working capital (e.g., fuel stock, materials and supplies, prepayments, and cash working capital);
- column B provides the unadjusted Base Period balance for each component of working capital, per the Company's books and records;
- column C sets forth the adjustments to Base Period balances. The derivation of the adjustments is provided on 630 Schedules E for fuel stock, materials and supplies, and prepayments;
- column D presents the Adjusted Base Period balances and reflects the sum of columns B and C;

- column E provides the balances, by component, for Linkage Period 1. The derivation of the Linkage Period 1 balances can be found in 630 Schedules E for fuel stock, materials and supplies, and prepayments;
- column F presents the balances for each component for Linkage Period 2. The derivation of the Linkage Period 2 balances can be found in 630 Schedules E for fuel stock, materials and supplies, and prepayments;
- column G sets forth the balances for each component for the Future Test Year. The derivation of the Future Test Year balances can be found in 630 Schedules E for fuel stock, materials and supplies, prepayments, and cash working capital;
- given that the Company is utilizing a Future Test Year in this proceeding, the rate base needs to reflect a 13-month average of the monthly balances for the 13 month period ending September 2025. Column H reflects an adjustment to Future Test Year amounts recognize the 13-month average in the Future Test Year;
- the amount in column I adjusts the balances at September 30, 2025 to reflect the 13-month average of the monthly balances for the 13 months ending September 30, 2025;
- column K calculates the net change in each component of working capital from the Adjusted Base Period balance to the Future Test Year;
- similarly, column L provides the percentage change from the Adjusted Base Period to the Future Test Year;
- column N provides a column for the Parties to this proceeding to propose adjustments to the Company's Future Test Year account balances;

- column O calculates the adjusted balance of each component of rate base reflecting the proposed Parties' adjustments; and
- column Q presents references to supporting files or tabs.

Q. PLEASE DESCRIBE THE CONTENTS OF WORKSHEET "WP OTHER RB COS INPUTS."

A. The information contained in each column in the worksheet "WP Other RB COS Inputs" is summarized as follows:

- column B identifies the major categories (e.g., customer deposits, retirement work in process, Revenue Credits, etc.);
- column C provides the FERC account associated with each line item;
- column E provides the unadjusted Base Period balance for each component, per the Company's books and records;
- column F sets forth the adjustments to the Base Period;
- column G presents the Adjusted Base Period balances and reflects the sum of columns E and F;
- column I provides the balances, by component, for Linkage Period 1;
- column J presents the balances for each component for Linkage Period 2;
- column L sets forth the balances for each component for the Future Test Year Period;
- column M reflects an adjustment to recognize the averaging of the Future Test Year balances. Given that the Company is utilizing a Future Test Year in this

proceeding, rate base needs to reflect a thirteen-month average of the monthly balances for the 13 month period ending September 30, 2025;

- for balances, column N adjusts the balances at September 30, 2025 to reflect the thirteen-month average of the monthly balances for the 13 months ending September 30, 2025;
- column P calculates the net change in each component of from the Adjusted Base Period balance to the Future Test Year;
- similarly, column Q provides the percentage change from the Adjusted Base Period to the Future Test Year balance;
- column S provides a column for the parties to this proceeding to propose adjustments to the Company's Future Test Year account balances;
- column T calculates the adjusted balance of each component of rate base reflecting the proposed Parties' adjustments;
- column V presents references to supporting files or tabs.

Q. PLEASE DESCRIBE THE OTHER WORKSHEETS IN THE RATE BASE WORKBOOK.

A. The remaining worksheets in the Rate Base Workbook are 630 Schedules and workpapers as follows:

- 630 Schedules B-1, B-2, and B-3;
- 630 Schedule C-1, C-1.1;
- 630 Schedule C-2 Depreciation Rates;

- 630 Schedule H-7b;
- WP Plant 1 Net Plant Balances;
- WP Plant 2 Clearings, which reflects plant being placed in service;
- WP Plant 3 Gross Balances;
- WP Plant 4 Depreciation Activity;
- WP Plant 5 Depreciation Exp;
- WP Plant 6 Accumulated Reserve Balances;
- WP Plant 7 Williams;
- 630 Schedules E-1, E-2.1, E-2.2, E-4;
- 630 Schedules H-7.1, and H-7.2; and
- 630 Schedules I-1, I-1.1, I-1.2, I-1.3, I-1.4, I-1.5, I-1.6, I-1.7, I-1.8, I-2, and I-3.

These 630 Schedules are detailed further in NMGC Exhibit ECB-2.

x. <u>The Operations Expense Workbook</u>

Q. PLEASE PROVIDE AN OVERVIEW OF THE OPERATIONS EXPENSE WORKBOOK, NMGC EXHIBIT ECB-5.

A. The Operations Expense Workbook summarizes the development of the Company's operations expenses. It provides the same information pertaining to operations expenses that was detailed above when describing the COS Workbook. The Operations Expense Workbook is linked to the COS Workbook and the data that is calculated in it flows directly to the COS Workbook, NMGC Exhibit ECB-3.

The first worksheet in the Operations Expense Workbook entitled the "Lead Sheet Operations Expense" in green is a table of contents for the entire workbook. This worksheet provides hyperlinks to each of the tabs in the workbook, summarizes and outlines the purpose of each worksheet, and notes which worksheets the tabs provide information to and which worksheets the tabs require information from. There are then two input worksheets in blue entitled "WP OM COS Inputs" and "WP Gen Tax COS Inputs." These two input worksheets are where parties should make changes to the Model and their contents are described in further detail below. Following the input worksheets are workpapers in purple and 630 Schedules in gold. Workpapers and 630 Schedules support or provide inputs to the COS Workbook. In addition, there are some instances in this workbook where we combine 630 Schedules and workpapers to logically display the data.

Q. PLEASE DESCRIBE THE CONTENTS OF WORKSHEET "WP OM COS INPUTS."

A. Worksheet "WP OM COS Inputs" presents NMGC's operating expenses. The information contained in each column is summarized as follows:

- column A identifies the major categories of operations expenses (e.g., fuel related expenses, O&M non-fuel, including transmission O&M, distribution O&M, customer related O&M, and administrative and general expenses);
- column B provides further description of the components of expenses within each major category;

- column C is subtotals;
- column E identifies the specific FERC accounts within each component of operations expenses;
- column F provides the unadjusted Base Period activity for each component of operations expenses per the Company's books and records. This activity was brought forward from "WP 2 OM 630 Schedule H1 OM Summary";
- column G sets forth the adjustments to Base Period activity. The derivation of the adjustments is provided on worksheet "WP OM 2 630 Sched H1 OM Summary";
- column H presents the Adjusted Base Period activity and reflects the sum of columns F and G;
- column I provides activity by component for Linkage Period 1. The derivation of the Linkage Period 1 activity can be found in the worksheet entitled "WP OM 2 630 Sched H1 OM Summary";
- column J presents each component of operations expense for Linkage Period 2. The derivation of this activity can be found in the supporting worksheets entitled "WP 2 OM 630 Schedule H1 OM Summary";
- column K sets forth each component of expenses for the Future Test Year. The derivation of the Future Test Year expenses can be found in the supporting workpaper entitled "WP 2 OM 630 Schedule H1 OM Summary";
- column L reflects Test Year adjustments;
- column M reflects the sum of columns K and L;

- column O calculates the net change in each component of expenses from the Adjusted Base Period to the Future Test Year;
- Similarly, column P provides the percentage change from the Adjusted Base Period expense to the Future Test Year;
- column R provides a column for the parties to this proceeding to propose adjustments to the Company's Future Test Year operations expenses, by FERC Account;
- column S calculates the adjusted expenses for each component of operations expenses reflecting the proposed Parties' adjustments;
- column U shows cross references.

Q. PLEASE DESCRIBE THE CONTENTS OF WORKSHEET "WP GEN TAX COS INPUTS."

A. Worksheet "WP Gen Tax COS Inputs" presents NMGC's expenses for general taxes. The information contained in each column is summarized as follows:

- column A identifies the major categories of operating expenses (e.g. Property, Payroll, and Other Taxes);
- column B provides further description of the components of expenses within each major category;
- column C identifies the specific FERC accounts within each component of operating expenses;

- column D provides the unadjusted Base Period expense for each component of general taxes per the Company's books and records;
- column E sets forth the adjustments to Base Period expenses, pulling data forward from "WP GT 2 Property Tax," "WP GT 3 Payroll Tax," or "WP GT 4 Misc Taxes";
- column F presents the Adjusted Base Period expenses and reflects the sum of columns D and E;
- column G provides the expenses, by component, for Linkage Period 1, pulling data forward from "WP GT 2 Property Tax," "WP GT 3 Payroll Tax," or "WP GT 4 Misc Taxes";
- column H presents the expenses for each component for Linkage Period 2, pulling data forward from "WP GT 2 Property Tax," "WP GT 3 Payroll Tax," or "WP GT 4 Misc Taxes";
- column I sets forth the expenses for each component of general taxes for the Future Test Year, pulling data forward from "WP GT 2 Property Tax," "WP GT 3 Payroll Tax," or "WP GT 4 Misc Taxes";
- column J presents the adjustments to the Future Test Year general taxes. The Company is not proposing any adjustments to general taxes in the Future Test Year, so this column is blank;
- column K calculates the adjusted Future Test Year expenses. It is the sum of columns I and J;

- column M calculates the net change in each component of general taxes from the Adjusted Base Period to the Future Test Year;
- similarly, column N provides the percentage change from the Adjusted Base Period to the Future Test Year expense;
- column P provides a column for the parties to this proceeding to propose adjustments to the Company's Future Test Year general taxes by FERC account;
- column Q calculates the adjusted expense of each component of operating expenses reflecting the proposed Parties' adjustments;
- column S provides a cross-reference with back-up files or tabs.

Q. PLEASE DESCRIBE THE OTHER WORKSHEETS IN THE OPERATIONS EXPENSE WORKBOOK.

A. The remaining worksheets in the Rate Base Workbook are 630 Schedules and workpapers as follows:

- WP 1 OM Inputs – Gen Tax;
- WP 2 OM 630 Sched H1 OM Summary;
- WP 3 OM Base Period Adjustment;
- WP 4 OM Separately Forecasted;
- 630 Schedule H-1.1 Summary;
- 630 Schedule H-1.2 Baselink 1 2;
- 630 Schedule H-1.3 Test Period;
- WP 5 OM 630 Schedule H-4 Labor;

- 630 Schedule H-4.1;
- 630 Schedule H-4.2;
- 630 Schedule H-4.3;
- 630 Schedule H-4.4;
- WP 6 OM Incentive Compensation;
- WP 7 OM 401K;
- WP 2 GT Property Tax;
- WP 3 GT Payroll Tax;
- WP 4 GT Misc Taxes; and
- 630 Schedules H-8, 8.3, 8.4.

These 630 schedules are detailed further in NMGC Exhibit ECB-2.

Q. HOW ARE O&M EXPENSES FORECASTED IN THE OPERATIONS EXPENSE WORKBOOK?

A. Forecasted items in the Operations Expenses Workbook are either escalated or separately forecasted.

Q. WHAT ITEMS ARE SEPARATELY FORECASTED IN THE OPERATIONS EXPENSE WORKBOOK?

A. These items can be found in worksheet "WP OM 4 Separately Forecasted." The information contained in each column is summarized as follows:

- column A contains the descriptions and cost elements for each account;
- column B provides the name of the cost element for each account;
- column C provides the specific FERC accounts; and
- column D pulls in the Total Company Adjusted Base Period Amount from worksheet "WP 2 OM 630 Sched H1 OM Summary."

Table 5 contains a list of the separately forecasted items, the NMGC Witness who discusses these forecasts and calculations in his or her Direct Testimony, and the column location where this item is found within worksheet "WP OM 4 Separately Forecasted."

Table 5 – Separately Forecasted Items

Specially Forecasted Items	Subject Matter Expert	Base Period Column	Linkage 1 Column	Linkage 2 Column	Test Period Column
Labor Expense	Wilcox	F	S	AH	AW
Incentive Compensation Expense	Wilcox	G	T	AI	AX
Normalize 401k Match	Wilcox	H	U	AJ	AY
Medical and Dental Expense	Wilcox	I	V	AK	AZ
Pension and OPEB Expense	Wilcox	J	W	AL	BA
Transmission Integrity Program	Bullard	K	X	AM	BB
General Insurance Costs	De Young	L	Y	AN	BC

Specially Forecasted Items	Subject Matter Expert	Base Period Column	Linkage 1 Column	Linkage 2 Column	Test Period Column
Non-interest Revolver Adjustment	Buchanan	M	AA	AP	BD
Espanola Lease Expense	Buchanan	N	AB	AQ	BE
Board of Directors Costs	Buchanan	O	AC	AR	BG
Hansen CIS Expense	Sanders	None	None	None	BH
Shared Service Expenses	Buchanan & Farr	P	AD	AS	BI
Remove Allocated LTIP Costs	Buchanan	None	AE	AT	BJ
Facilities Security	Wilcox	None	Z	AO	BF
Hansen CIS Expense	Sanders	None	None	None	BH
Total		Q	AF	AU	BK

Q. HOW ARE THE SEPARATELY FORECASTED ITEMS IN THE TABLE ABOVE INPUTED INTO THE OPERATIONS EXPENSE WORKBOOK?

A. These forecasted amounts were provided by the witnesses described above. These numbers were either hard-coded into the Operations Expenses Workbook or linked to 630 Schedules or workpapers, which are worksheets in NMGC Exhibit ECB-5. Although several of these numbers are hard-coded, parties can change them manually and the changes will flow throughout the Model. However, unlike changes made in the blue input worksheets, changes made to these hard-coded numbers will be reflected in column P in addition to column S of the COS Summary.

Q. HOW IS THE ESCALATION OF O&M EXPENSES IN THE LINKAGE PERIODS INPUTTED INTO THE OPERATIONS EXPENSE WORKBOOK?

A. In handling general O&M expenses, the Model applies escalators to the amount of Base Period expenses. The Model uses general and labor O&M escalators for the Linkage Periods and Future Test Year period as seen in Table 6:

Table 6– -- Escalators

Escalator	Base Period	Linkage Period 1	Linkage Period 2	Future Test Year
General O&M	None	3.93%	1.62%	2.90%
Labor O&M	5.50%	1.75%	1.72%	11.23%

Q. PLEASE DISCUSS THE NON-LABOR ESCALATIONS IN MORE DETAIL.

A. We anticipate that O&M expenses, other than separately forecasted expenses, will continue to rise in the future. Along with the rest of the nation, we are seeing rising costs tied to inflationary pressures. In order to account for rising costs, we have taken historical consumer price index information and annual forecasts for 2023, 2024 and 2025 from public sources that put forward inflationary forecasts. These entities include: the U.S. Bureau of Labor Statistics, the U.S. Energy Information Administration, the Federal Open Market Committee and information from the University of New Mexico's Bureau of Business & Economic Research. We then average the four general O&M escalators for the Linkage Periods and Future Test Year escalation rates. This methodology relies on

external information and projections of inflationary amounts that are widely accepted and form a reasonable basis of what we should expect in the future.

Q. PLEASE DISCUSS THE LABOR ESCALATIONS IN MORE DETAIL.

A. Labor expenses are escalated at 5.5% to normalize the Base Period Labor. This 5.5% adjusts the base period to reflect the fact that certain wage adjustments were implemented at various times during the Base Period. For example, as discussed in NMGC Witness Wilcox's Direct Testimony, NMGC provided additional supplemental pay to its workforce in November 2022. The base period labor adjustment of 5.5% is intended to annualize these known and measurable differences. Linkage 1 then escalated Base Period labor at 1.75%, Linkage Period 2 escalates Linkage Period 1 at 1.72%, and the Future Test Year escalates Linkage Period 2 at 11.23%. The Linkage 1 and 2 periods overlap by six months. Therefore, the Linkage 2 escalation rate reflects of the annual 3.44% to avoid double counting.

Q. HOW DO SEPARATELY FORECASTED ITEMS AND ESCALATED ITEMS FLOW INTO THE REST OF THE MODEL?

A. The worksheet "WP 2 OM 630 Sched H1 OM Summary" contains the O&M summary across the Base Period, Linkage Period 1, Linkage Period 2, and the Future Test Year. The information contained in each column is summarized as follows:

- column A contains the descriptions and cost elements for each account;
- column B provides the Account Names;

- column C provides the specific FERC accounts;
- columns D through O contain monthly data from the Company's books and records for each account and cost element;
- column P contains the Total Company unadjusted Base Period, which is the sum of the monthly data in columns D through O;
- column Q is the BPA, which pulls from the total of the BPA in column U of the worksheet "WP OM 3 Base Period Adjustments";
- column R is the Adjusted Base Period, which is the sum of columns P and Q;
- column S removes the amounts that will not be escalated by the standard escalation rates detailed in "WP 1 Inputs OM – Gen Tax" in Linkage 1. Instead, these amounts are separately forecasted in "WP OM 4 Separately Forecasted";
- column T (Remaining Base Period O&M to be Escalated) is the sum of column R and Column S. Because column S is a number of the opposite sign of the corresponding number in column R, column T is removing the value in column S from its total. This is done so that the separately forecasted items are not escalated by the general O&M escalator. Those items have their own calculations, and therefore do not need the general escalator. Column T is the remaining value to be escalated by the general O&M escalator for the Linkage 1 Period;
- column U (Escalated Linkage–1 - Results of Pure Escalation of 3.93%) multiplies column T by the O&M escalator found in found in the worksheet "WP 1 OM Inputs - Gen Tax" in cell D5;

- column V pulls in the separately forecasted items for Linkage Period 1 from worksheet "WP OM 4 Separately Forecasted," column AG;
- column W is the Total Linkage 1 amount. This includes the sum of columns U and V. By including this sum, column W represents the separately forecasted items, plus the other O&M expenses escalated at 3.93%, and therefore captures all of the accounts regardless of the method used to forecast;
- column X (Escalated Linkage–2 - Results of Pure Escalation of 1.62%) multiplies column U by the O&M escalator found in the worksheet "WP 1 Inputs –M - Gen Tax" in cell D6. The escalator is 1.62% is based on a calendar year escalator of 3.25% for 2024 because the first six months of Linkage Period 2 have already been escalated as a part of the escalations of Linkage Period 1;
- column Y contains Total Linkage 2 Period separately forecasted items, and pulls data from worksheet "WP OM_4_ Separately Forecast," column AV;
- column Z sums columns X and Y, resulting in the Total Linkage Period 2 amount;
- column AA (Escalated Test Year - Results of Pure Escalation of 2.90%) multiplies column X by the O&M escalator found in worksheet "WP 1 Inputs –M - Gen Tax" in cell D7. The escalator used for the Future Test Year is the full calendar year 2.90% since the Future Test Year reflects a full twelve-month period;
- column AB pulls in the separately forecasted items for the Future Test Year from worksheet "WP OM 4 Separately Forecasted," column BL;

- column AC sums columns AA and AB, resulting in the Future Test Year O&M Expense. Once again, this includes the separately forecasted items, as well as all general O&M items that are escalated at the general O&M escalator of 2.90%;
- column AE shows the difference between the Adjusted Base Period in column R and the Test Period in column AC;
- column AF shows the variance percentage between the Future Test Year and Adjusted Base Period; and
- column AH contains explanations for the percentage change.

E. NON-FULLY-FUNCTIONAL DATA

Q. WHAT IS NON-FULLY-FUNCTIONAL DATA?

A. These are data points in NMGC Exhibits ECB-3, ECB-4, or ECB-5 that are hard-coded (i.e., not linked to a supporting work paper). This means that parties can change those values; however, a change would not be representative of the Company's supported data or internal models. For instance, all Base Period data is hard-coded because it comes from the Company's books and records. In addition, there are several items listed below that are also hard-coded. If a party wishes to see support for these data points it is advised that they submit a data request to the Company.

Q. HAVE YOU IDENTIFIED ANY SECTIONS WITHIN THE MODEL THAT ARE NOT FULLY FUNCTIONAL AS DESCRIBED BY THE FUTURE TEST YEAR RULE?

A. Yes. As provided for in Section 17.1.3.11.C of the Future Test Year Rule, NMGC identifies the following "data that is not provided in fully-functional electronic format and provides the following reason why the data is not provided in fully-functional electronic format"[5]:

- ADIT - As described in the Direct Testimony of NMGC Witness Avellan, this data is not available in a fully functioning format. Please see NMGC Witness Avellan's Direct Testimony for further discussion.
- Income Taxes - As described in the Direct Testimony of NMGC Witness Avellan, this data (which includes Income Tax Regulatory Liability, Tax/Book Adjustments, and Amortization of Excess Deferred Income Taxes) is not available in a fully functioning format. Please see NMGC Witness Avellan's Direct Testimony for further discussion.
- Capital Budget - The allocation of capital clearings to FERC plant accounts to determine final capital investment amounts are not fully functional because the calculations are performed by the Company's capital management software system. Additionally, the Model relies on hard inputs related to depreciation forecasts. If the parties request alternative scenarios pertaining to capital additions, the

[5] Although these items are non-fully functional, parties can make adjustments to these amounts in NMGC Exhibit ECB-3, the COS Summary.

Company is prepared to run the scenarios through the Model and provide the results based upon the alternative scenarios.

Q. WILL NMGC BE AVAILABLE TO RERUN INPUT CHANGES AS REASONABLY REQUESTED BY THE PARTIES IN ORDER TO CAPTURE THE IMPACT OF THE PROPOSED INPUT CHANGES ON THE FUTURE TEST YEAR PERIOD COS?

A. Yes. In accordance with 17.1.3.11 NMAC, the Company will respond to all requests by the Parties to capture the impacts on the proposed COS made through programs for which NMGC is unable to provide in fully-functional format.

Q. DOES THIS CONCLUDE YOUR DIRECT TESTIMONY?

A. Yes, it does.

NMGC Exhibit ECB-1

Resume of Erik C. Buchanan

EDUCATIONAL AND PROFESSIONAL SUMMARY

Name:	Erik Buchanan	
Address:	7120 Wyoming Blvd NE Albuquerque, New Mexico 87109	
Education:	Bachelor of Business Administration, Accounting and Finance Major University of New Mexico Robert O. Anderson School of Management, Albuquerque, New Mexico	
	Licensed Certified Public Accountant (CPA), New Mexico	
Professional Experience:	New Mexico Gas Company, Inc. Albuquerque, New Mexico	
	Vice President, Finance	2023 – Present
	Director Forecasting and Planning	2020 – 2023
	PNMR Services Company Albuquerque, New Mexico	
	Director, SEC Reporting and Tax Compliance	2018 – 2020
	Assistant Controller, Shared Services	2016 – 2018
	Director, Corporate Budget	2014 – 2016
	Senior Manager, General Accounting	2013 – 2014
	Manager, Corporate Accounting	2011 – 2013
	Project Manager, SEC Reporting and GAAP Analysis	2008 – 2011
	KPMG, LLP Albuquerque, New Mexico	
	Senior Audit Associate	2005 – 2008
	Chavarria, Dunne, and Lamey, LLC Albuquerque, New Mexico	
	Associate	2004 – 2005

Testimony Before the New Mexico Public Regulation Commission

NMPRC Case No. 15-00261-UT – PNM 2015 Rate Case
NMPRC Case No. 21-00267-UT – NMGC 2021 Rate Case
NMPRC Case No. 23-00210-UT – Application to Issue $100 Million Unsecured Notes

NMGC Exhibit ECB-2

Inventory of 630 Schedules

NEW MEXICO GAS COMPANY, INC.

2023 Rate Case
630 Schedule Sponsor and Format List

	A	B	C	D
1	**Schedule**	**Title**	**Witness/Sponsor**	**Format**
2	A - 1	Summary of the Overall Cost of Service and the Claimed Revenue Deficiency	Erik C. Buchanan	Excel / PDF
3	A - 2	Summary of the Revenue Increase or Decrease at the Proposed Rates by Rate Classes	Tim Lyons	Excel / PDF
4	A - 3	Summary of the Cost of Service Adjustments by Functional Classification	Erik C. Buchanan	Excel / PDF
5	A - 4	Summary of Rate Base	Erik C. Buchanan	Excel / PDF
6	A - 5	Summary of Total Capitalization and the Weighted Average Cost of Capital	Erik C. Buchanan	Excel / Full Functional / PDF
7	B - 1	Original Cost of Plant in Service by Primary Account	Erik C. Buchanan	Excel / Full Functional / PDF
8	B - 2	Original Cost of Plant in Service by Detail Account	Erik C. Buchanan	Excel / Full Functional / PDF
9	B - 3	Original Cost of Plant in Service by Monthly Balances	Erik C. Buchanan	Excel / Full Functional / PDF
10	B - 4	Natural Gas Production and Gathering Plant	Erik C. Buchanan	Excel / PDF
11	B - 5	Products Extraction and Purification Plant	Erik C. Buchanan	Excel / PDF
12	B - 6	Gas Storage Projects	Erik C. Buchanan	Excel / PDF
13	B - 7	Gas Plant Leased to Others	Erik C. Buchanan	Excel / PDF
14	B - 8	Plant Held for future Use	Erik C. Buchanan	Excel / PDF
15	B - 9	Construction Work in Progress	Erik C. Buchanan	Excel / PDF
16	B - 10	AFUDC Generated and Transferred to Plant in Service	Erik C. Buchanan	Excel / PDF
17	C - 1	Accumulated Provision for Depreciation, Depletion, Amortization, and Abandonment by Functional Classification and Detailed Plant Account	Erik C. Buchanan	Excel / Full Functional / PDF
18	C - 2	Depreciation Rate Study	Erik C. Buchanan	Excel / Full Functional / PDF
19	C - 3	Depreciation and Amortization Methods	Erik C. Buchanan	Excel / PDF
20	D - 1	Original Cost of Plant in Service Adjusted to the Cost of Reproduction as a Going Concern and Other Elements of Value -- Optional	Erik C. Buchanan	Excel / PDF
21	D - 2	Cost of Reproduction as a Going Concern and Other Elements of Value Adjusted for Age and Condition -- Optional	Erik C. Buchanan	Excel / PDF
22	E - 1	Cash Working Capital Allowance - EXPERGY	Erik C. Buchanan	Excel / Full Functional / PDF
23	E - 2	Materials and Supplies, Prepayments, and Deferred Charges	Erik C. Buchanan	Excel / Full Functional / PDF
24	E - 3	Purchased Gas Cost Account	Erik C. Buchanan	Excel / PDF
25	E - 4	Inventories of Natural Gas in Storage	Erik C. Buchanan	Excel / Full Functional / PDF
26	E - 5	Amounts of Working Capital Items Charged to Operating and Maintenance Expenses	Erik C. Buchanan	Excel / PDF
27	F - 1	Other Property and Investments	Erik C. Buchanan	Excel / PDF
28	G - 1	Capitalization, the Cost of Capital, and the Overall Rate of Return in Conformance With an Original Cost Rate Base	Erik C. Buchanan	Excel / PDF
29	G - 2	Capitalization, the Cost of Capital, and the Overall Rate of Return in Conformance With a Cost of Reproduction as a Going Concern and Other Elements of Value Rate Base -- Optional	Erik C. Buchanan	Excel / PDF

NEW MEXICO GAS COMPANY, INC.

2023 Rate Case
630 Schedule Sponsor and Format List

	A	B	C	D
1	**Schedule**	**Title**	**Witness/Sponsor**	**Format**
30	G - 3	Embedded Cost of Borrowed Capital With Term of Maturity in Excess of One Year From Date of Issue	Erik C. Buchanan	Excel / PDF
31	G - 4	Cost of Short-Term Borrowed Capital Including Revolving Credit Agreements and Other Notes Payable	Erik C. Buchanan	Excel / PDF
32	G - 5	Embedded Cost of Preferred Stock Capital	Erik C. Buchanan	Excel / PDF
33	G - 6	Ratio of Earnings to Fixed Charges	Erik C. Buchanan	Excel / PDF
34	G - 7	Issuance Restrictions on Borrowed and Preferred Stock Capital	Erik C. Buchanan	Excel / PDF
35	G - 8	Common Stock Equity Capital	Erik C. Buchanan	Excel / PDF
36	G - 9	Historical Activity in Common Stock, Paid-In Capital, and Retained Earnings	Erik C. Buchanan	Excel / PDF
37	G - 10	Summary of Applicant's Support for the Claimed Rate of Return on Common Stock Equity Capital	Dylan D'Ascendis	Excel / PDF
38	H - 1	Operation and Maintenance Expenses	Erik C. Buchanan	Excel / Full Functional / PDF
39	H - 2	Cost of Purchased Gas	Erik C. Buchanan	Excel / PDF
40	H - 3	Reconciliation of Revenues Generated Through PGAC With Purchased Gas Cost	Erik C. Buchanan	Excel / PDF
41	H - 4	Payroll Distribution, Associated Payroll Taxes, Employee Benefits and Pensions, and Other Compensations	Erik C. Buchanan	Excel / Full Functional / PDF
42	H - 5	Expenses Associated with Advertising, Contributions, Donations, Lobbying and Political Activities, Memberships, and Outside Services	Erik C. Buchanan	Excel/PDF
43	H - 6	Other Administrative and General Expenses	Erik C. Buchanan	Excel / PDF
44	H - 7	Depreciation, Depletion, Amortization, and Abandonment Expense	Erik C. Buchanan	Excel / Full Functional / PDF
45	H - 8	Taxes Other Than Income Taxes	Erik C. Buchanan	Excel / Full Functional / PDF
46	H - 9	Federal and State Income Taxes	Davicel Avellan	Excel / PDF
47	H - 10	Reconciliation of Net Income per Books to Net Income for Income Tax Purposes	Davicel Avellan	Excel / PDF
48	H - 11	Income Tax Effect as a Result of Applicant joining in a Consolidated Federal Income Tax Return	Davicel Avellan	Excel / PDF
49	H - 12	Accumulated Tax Deferrals	Davicel Avellan	Excel / PDF
50	H - 13	Investment Tax Credits	Davicel Avellan	Excel / PDF
51	H - 14	Expenses Associated with Affiliated Interests	Erik C. Buchanan	Excel / PDF
52	H - 15	Expenses Associated with Non- Utility Service	Erik C. Buchanan	Excel / PDF
53	H - 16	Explanation of the Adjustments to Expenses of Operation	Erik C. Buchanan	Excel / PDF
54	I - 1	Balance Sheet	Erik C. Buchanan	Excel / Full Functional / PDF
55	I - 2	Income Statement	Erik C. Buchanan	Excel / Full Functional / PDF
56	I - 3	Statement of Changes in Financial Position	Erik C. Buchanan	Excel / Full Functional / PDF
57	J - 1	Construction Programs	Erik C. Buchanan	Excel / PDF
58	J - 2	Sources of Construction Funds	Erik C. Buchanan	Excel / PDF
59	K - 1	Gas Operating Revenues and Sales Volumes	Tim Lyons	Excel / PDF
60	K - 2	Revenues from the Sales of Products Extracted from Natural Gas and from Gas Processed by Others	Erik C. Buchanan	Excel / PDF
61	L - 1	Allocation of Rate Base - Jurisdictional	Tim Lyons	Excel / PDF

NEW MEXICO GAS COMPANY, INC.

2023 Rate Case
630 Schedule Sponsor and Format List

	A	B	C	D
1	**Schedule**	**Title**	**Witness/Sponsor**	**Format**
62	L - 2	Allocation of Rate Base - Functional Classification	Tim Lyons	Excel / PDF
63	L - 3	Allocation of Rate Base - Demand, Commodity, and Customer	Tim Lyons	Excel / PDF
64	L - 4	Allocation of Rate Base to Rate Classes	Tim Lyons	Excel / PDF
65	L - 5	Allocation of Total Expenses - Jurisdictional	Tim Lyons	Excel / PDF
66	L - 6	Allocation of Total Expenses - Functional Classification	Tim Lyons	Excel / PDF
67	L - 7	Allocation of Total Expenses - Demand, Commodity, and Customer	Tim Lyons	Excel / PDF
68	L - 8	Allocation of Total Expenses to Rate Classes	Tim Lyons	Excel / PDF
69	L - 9	Allocation of Total Revenue - Jurisdictional	Tim Lyons	Excel / PDF
70	L - 10	Allocation of Total Revenue - Demand, Commodity, and Customer	Tim Lyons	Excel / PDF
71	L - 11	Allocation of Total Revenue to Rate Classes	Tim Lyons	Excel / PDF
72	M - 1	Allocated Cost per Billing Unit of Demand, Commodity, and Customer	Tim Lyons	Excel / PDF
73	N - 1	Allocation Factors Used to Assign Items of Plant and Expenses to the Various Rate Classes	Tim Lyons	Excel / PDF
74	N - 2	Classification Factors Used to Assign items of Plant and Expenses to Demand, Commodity, and Customer Components	Tim Lyons	Excel / PDF
75	N - 3	Demand and Commodity Loss Factors	Tim Lyons	Excel / PDF
76	O - 1	Rate of Return by Rate Classifiation	Tim Lyons	Excel / PDF
77	P - 1	Total Revenue Requirements by Rate Classification	Tim Lyons	Excel / PDF
78	P - 2	Proof of Revenue Analysis	Tim Lyons	Excel / PDF
79	P - 3	Comparison Rates of Service Under the Present and Proposed Schedules	Tim Lyons	Excel / PDF
80	P - 4	Explanation of Proposed Changes to Existing Rate Schedules	Tim Lyons	Excel / PDF
81	Q - 1	Peak Demand Information	Tom C. Bullard	Excel / PDF
82	Q - 2	Plant in Service Information	Erik C. Buchanan	Excel / PDF
83	Q - 3	Property Retirements and Property Investments Information	Erik C. Buchanan	Excel / PDF
84	Q - 4	Operations and Maintenance Expenses Information	Erik C. Buchanan	Excel / PDF
85	Q - 5	Customer Information	Tim Lyons	Excel / PDF
86	Q - 6	Weather Data	Tim Lyons	Excel / PDF
87	Q - 7	Scheduled Maintenance Information	Tom C. Bullard	Word / PDF
88	Q - 8	Customer Service Interruption Information	Tom C. Bullard	Word / PDF
89	R - 1	Natural Gas Receipts and Deliveries	Erik C. Buchanan	Excel / PDF
90	R - 2	Load Research Program	Tom C. Bullard	Word / PDF
91	R - 3	Description of Company	Ryan A. Shell	PDF
92	R - 4	Annual Report to Stockholders	Erik C. Buchanan	Word / PDF
93	R - 5	Reports to the Securities and Exchange Commission (cover sheet)	Erik C. Buchanan	Word / PDF
94	R - 6	Form 2 Reports (cover sheet)	Erik C. Buchanan	Word / PDF
95	R - 7	Opinion of Independent Public Accountants (cover sheet)	Erik C. Buchanan	PDF

NMGC Exhibit ECB-3

Cost of Service

NEW MEXICO GAS COMPANY, INC.

Lead Sheet COS
Base Period - 12 Months Ending March 31, 2023
Future Test Year - 12 Months Ending September 30, 2025

	A	B	C	D
1	**Tab - COS Summary**			
2	Purpose: Provides the unadjusted books and records of the Company and summarizes adjustments made to the Base Period to develop the Adjusted Base Period.			
3				
4	-	Unadjusted Base Period (Column G) is based on NMGC's Books and Records. See table below for supporting work papers.		
5	-	Column H provides the summary of adjustments made to the Base Period to develop the Adjusted Base Period. See Testimony of NMGC Witnesses Buchanan for discussion of Base Period Adjustments.		
6	-	Adjusted Base Period (Column I) provides the sum of the unadjusted Base Period and the Base Period adjustments to derive the Adjusted Base Period amounts.		
7	-	Linkage 1 (Column K) is forecasted based on company methodology. See table below for supporting work papers.		
8	-	Linkage 2 (Column L) is forecasted based on company methodology. See table below for supporting work papers.		
9	-	Test Period (Column N) is the proposed Test Period amounts. See table below for supporting work papers for support of amounts included in the Test Period cost of service.		
10	-	Column O provide the summary of adjustments made to the Test Period to develop the Adjusted Test Period. See Testimony of NMGC Witnesses Buchanan for discussion of Test Period Adjustments.		
11	-	Adjusted Test Period (Column P) provides the sum of the unadjusted Test Period and the Test Period adjustments to derive the Adjusted Test Period amounts.		
12				
13	**Reference Table for COS Summary :**			
14		**Cost of Service Section**		**NMGC Exhibit or Other Source**
15		Net Plant (Lines 7 - 83)		NMGC Exhibit ECB - 4 - Rate Base; WP Plant COS Inputs; WP Plant 1 Net Plant Balances
16		Accumulated Deferred Income Taxes (Lines 86 - 94)		630 Schedule H-12; NMGC Witness Avellan
17		Regulatory Assets and Liabilities (Lines 97 - 106)		NMGC Exhibit ECB - 4 – Rate Base, WP Other RB COS Inputs, 630 Schedule I; 630 Schedule H-12
18		Other Rate Base Items (Lines 109 - 126)		NMGC Exhibit ECB - 4 – Rate Base; WP Other RB COS Inputs
19		Working Capital (Lines 129 - 136)		NMGC Exhibit ECB - 4 – Rate Base; WP Working Capital COS Inputs
20		Fuel related expenses (Lines 144 - 161)		NMGC Exhibit ECB - 5 – Operations Expense; WP OM COS Inputs; WP 2 OM 630 Sched H1 OM Summary
21		O&M (Lines 164 - 257)		NMGC Exhibit ECB - 5 – Operations Expense; WP OM COS Inputs; WP 2 OM 630 Sched H1 OM Summary
22		Depreciation and Amortization Expense (Lines 260 - 344)		NMGC Exhibit ECB - 4 – Rate Base; WP Depreciation COS Inputs; 630 Schedule H-7b
23		General Taxes (Lines 346 - 387)		NMGC Exhibit ECB - 5 – Operations Expense; WP Gen Tax COS Inputs
24		Other Allowable Expenses (Lines 390 - 401)		NMGC Exhibit ECB - 4 – Rate Base; WP Other RB COS Inputs
25		Federal Income Tax (Lines 414 - 434)		630 Schedules H-9 and H-10; NMGC Witness Avellan
26		State Income Tax (Lines 440 - 447)		630 Schedules H-9 and H-10; NMGC Witness Avellan
27		Revenue Credits (Lines 452 - 461)		NMGC Exhibit ECB - 4 – Rate Base; WP Other RB COS Inputs
28		Weighted Cost of Capital (Line 408)		630 Schedule A5 - Base; 630 Schedule A5 - Adjusted Base; 630 Schedule A5 - Test
29				
30	**General Notes**			
31	- The electronic version of this workbook uses the Microsoft Excel outline function. This function groups the elements of cost, and or columns for print formatting purposes.			
32	- Any proposed modeling changes should only be made in this workbook in the Manual Adjustments Column. Changes made to any other cell may result in breaking the model and its links.			
33	- Certain information is hard-coded in the model, specifically plant balances and depreciation, tax-related expenses and assets/liabilities, and interest on Long-term debt.			
34				

NMGC Exhibit ECB-3
Page 1 of 45

NEW MEXICO GAS COMPANY, INC.

NMGC Exhibit ECB-3 COS Base Adj
Base Period - 12 Months Ending March 31, 2023
Future Test Year - 12 Months Ending September 30, 2025

	A	B	C	D	E	F	G	H	I	J	K	L	M	N	O	P	Q	R
1																		
2							Total Company Unadjusted Base Period	Base Period Adjustments	Total Company Adjusted Base Period		Linkage 1	Linkage 2		Future Test Year	Test Period Adjustments	Adjusted Future Test Year		Intervenor
3					FERC Account		Ending 03/31/23				Ending 03/31/24	Ending 09/30/24		Ending 09/30/25		Ending 09/30/25		Manual Adjustments (2)
4									I = G + H							P = N + O		
5	Rate Base																	
6																		
7	Net Plant																	
8																		
9	Net Transmission Plant																	
10																		
11		Land And Land Rights			101/106 - 365.1		$ 4,900,936	$ -	$ 4,900,936		$ 4,900,936	$ 4,900,936		$ 4,900,936	$ -	$ 4,900,936		$ -
12		Right Of Way			101/106 - 365.2		$ 3,602,809	$ -	$ 3,602,809		$ 3,532,354	$ 3,499,812		$ 3,434,727	$ 32,542	$ 3,467,269		$ -
13		Compressor Station Structure			101/106 - 366.1		$ 753,601	$ -	$ 753,601		$ 729,772	$ 718,981		$ 697,400	$ 10,791	$ 708,190		$ -
14		Measuring Station Structure			101/106 - 366.2		$ 12,449	$ -	$ 12,449		$ 11,816	$ 11,500		$ 10,869	$ 316	$ 11,184		$ -
15		Other Structures			101/106 - 366.3		$ 241,767	$ -	$ 241,767		$ 232,290	$ 228,042		$ 219,545	$ 4,248	$ 223,794		$ -
16		Mains-Bare Steel Pipe			101/106 - 367.0		$ (13,668)	$ -	$ (13,668)		$ (13,668)	$ (13,668)		$ (13,668)	$ -	$ (13,668)		$ -
17		Mains-Wrapped Steel Pipe			101/106 - 367.1		$ 187,477,153	$ -	$ 187,477,153		$ 209,515,472	$ 213,928,219		$ 234,130,760	$ (8,308,012)	$ 225,822,748		$ -
18		Mains-Other Equipment			101/106 - 367.2		$ 109,136	$ -	$ 109,136		$ 109,136	$ 109,136		$ 109,136	$ -	$ 109,136		$ -
19		Mains-Other Equipment			101/106 - 367.3		$ 30,370,091	$ -	$ 30,370,091		$ 28,889,988	$ 28,165,260		$ 26,715,804	$ 724,728	$ 27,440,532		$ -
20		Mains - Anodes			101/106 - 367.4		$ 1,156,119	$ -	$ 1,156,119		$ 909,388	$ 730,380		$ 372,364	$ 179,008	$ 551,372		$ -
21		Compressor Station Equipment			101/106 - 368.0		$ 32,002,207	$ -	$ 32,002,207		$ 35,409,261	$ 35,641,430		$ 38,495,070	$ (1,165,919)	$ 37,329,152		$ -
22		Field Measuring & Regulation			101/106 - 369.0		$ 54,896,788	$ -	$ 54,896,788		$ 62,528,451	$ 63,463,994		$ 70,216,255	$ (2,775,783)	$ 67,440,472		$ -
23		Other Equipment			101/106 - 371.0		$ 57,252	$ -	$ 57,252		$ 51,263	$ 48,497		$ 42,964	$ 2,766	$ 45,730		$ -
24																		
25				Total Net Transmission Plant			$ 315,566,641	$ -	$ 315,566,641		$ 346,806,459	$ 351,432,518		$ 379,332,162	$ (11,295,315)	$ 368,036,847		$ -
26																		
27	Net Distribution Plant																	
28																		
29		Land			101/106 - 374.1		$ 1,473,513	$ -	$ 1,473,513		$ 1,473,513	$ 1,473,513		$ 1,473,513	$ -	$ 1,473,513		$ -
30		Land Rights			101/106 - 374.2		$ 229,369	$ -	$ 229,369		$ 224,588	$ 222,393		$ 218,002	$ 2,195	$ 220,197		$ -
31		Structures & Improvement			101/106 - 375		$ 446,839	$ -	$ 446,839		$ 434,367	$ 428,155		$ 415,730	$ 6,212	$ 421,942		$ -
32		Mains-Bare Steel Pipe			101/106 - 376		$ (91,322)	$ -	$ (91,322)		$ -	$ -		$ -	$ -	$ -		$ -
33		Mains-Wrapped Steel Pipe			101/106 - 376.1		$ 57,429,598	$ -	$ 57,429,598		$ 64,394,781	$ 67,830,122		$ 74,613,379	$ (3,468,670)	$ 71,144,709		$ -
34		Mains-Plastic Pipe			101/106 - 376.2		$ 179,404,462	$ -	$ 179,404,462		$ 202,576,637	$ 214,857,772		$ 233,616,893	$ (10,518,574)	$ 223,098,318		$ -
35		Mains-Cathodic Protection			101/106 - 376.3		$ 121,009	$ -	$ 121,009		$ 111,258	$ 105,038		$ 92,598	$ 6,220	$ 98,818		$ -
36		Mains-Other Equipment			101/106 - 376.4		$ 6,280,647	$ -	$ 6,280,647		$ 10,054,821	$ 11,889,783		$ 15,498,955	$ (1,814,541)	$ 13,684,414		$ -
37		Mains - Anodes			101/106 - 376.5		$ 15,041,156	$ -	$ 15,041,156		$ 14,386,608	$ 13,471,386		$ 11,503,023	$ 916,808	$ 12,419,831		$ -
38		Compressor Station Equipment			101/106 - 377		$ -	$ -	$ -		$ -	$ -		$ -	$ -	$ -		$ -
39		Field Measuring & Regulation			101/106 - 378		$ 14,855,642	$ -	$ 14,855,642		$ 14,783,066	$ 14,750,752		$ 14,615,735	$ 41,563	$ 14,657,298		$ -
40		Field Measuring & Regulation			101/106 - 379		$ 2,315,927	$ -	$ 2,315,927		$ 2,222,747	$ 2,181,716		$ 2,099,654	$ 41,031	$ 2,140,685		$ -
41		Services-Plastic Pipe			101/106 - 380		$ 42,875,370	$ -	$ 42,875,370		$ 49,197,482	$ 53,626,488		$ 61,932,773	$ (4,979,343)	$ 56,953,430		$ -
42		Services-Bare Steel Pipe An			101/106 - 380.1		$ 13,963,162	$ -	$ 13,963,162		$ 15,105,647	$ 15,789,129		$ 17,385,250	$ (984,513)	$ 16,400,737		$ -
43		Meters			101/106 - 381		$ 70,286,132	$ -	$ 70,286,132		$ 71,930,828	$ 73,183,491		$ 74,958,488	$ (1,344,843)	$ 73,613,645		$ -
44		ERTS - AMR Meters			101/106 - 381.1		$ 15,553,976	$ -	$ 15,553,976		$ 14,456,390	$ 13,977,705		$ 12,928,549	$ 474,791	$ 13,403,340		$ -
45		House Regulators			101/106 - 383		$ 4,368,121	$ -	$ 4,368,121		$ 4,226,735	$ 4,151,295		$ 4,000,413	$ 75,441	$ 4,075,854		$ -
46		Industrial Measuring & Regulation			101/106 - 385		$ 15,198,899	$ -	$ 15,198,899		$ 15,531,629	$ 15,679,100		$ 15,824,980	$ (124,801)	$ 15,700,179		$ -
47																		
48				Total Net Distribution Plant			$ 439,752,499	$ -	$ 439,752,499		$ 481,111,099	$ 503,617,836		$ 541,177,937	$ (21,671,024)	$ 519,506,913		$ -
49																		
50	Net General and Intangible Plant																	
51																		
52		Intangible Plt - Software			101/106 - 303.1		$ -	$ -	$ -		$ -	$ -		$ -	$ -	$ -		$ -

NMGC Exhibit ECB-3
Page 2 of 45

NEW MEXICO GAS COMPANY, INC.

NMGC Exhibit ECB-3 COS Base Adj
Base Period - 12 Months Ending March 31, 2023
Future Test Year - 12 Months Ending September 30, 2025

	A	B	C	D	E	S	T	U	V	W	X
1											
2						Intervenor Change (3)		Variance Between Adjusted Base	Variance Between Adjusted Base		
3					FERC Account	Ending 09/30/25		and Test Period $	and Test Period %		Rule 630 Schedule, Workpaper, or Exhibit Reference
4											
5	**Rate Base**										
6											
7	**Net Plant**										
8											
9	Net Transmission Plant										
10											
11		Land And Land Rights			101/106 - 365.1	$ 4,900,936		$ -	0.0%		NMGC Exhibit ECB - 4 - Rate Base; WP Plant COS Inputs
12		Right Of Way			101/106 - 365.2	$ 3,467,269		$ (135,540)	-3.8%		NMGC Exhibit ECB - 4 - Rate Base; WP Plant COS Inputs
13		Compressor Station Structure			101/106 - 366.1	$ 708,190		$ (45,410)	-6.0%		NMGC Exhibit ECB - 4 - Rate Base; WP Plant COS Inputs
14		Measuring Station Structure			101/106 - 366.2	$ 11,184		$ (1,265)	-10.2%		NMGC Exhibit ECB - 4 - Rate Base; WP Plant COS Inputs
15		Other Structures			101/106 - 366.3	$ 223,794		$ (17,974)	-7.4%		NMGC Exhibit ECB - 4 - Rate Base; WP Plant COS Inputs
16		Mains-Bare Steel Pipe			101/106 - 367.0	$ (13,668)		$ 0	0.0%		NMGC Exhibit ECB - 4 - Rate Base; WP Plant COS Inputs
17		Mains-Wrapped Steel Pipe			101/106 - 367.1	$ 225,822,748		$ 38,345,595	20.5%		NMGC Exhibit ECB - 4 - Rate Base; WP Plant COS Inputs
18		Mains-Other Equipment			101/106 - 367.2	$ 109,136		$ -	0.0%		NMGC Exhibit ECB - 4 - Rate Base; WP Plant COS Inputs
19		Mains-Other Equipment			101/106 - 367.3	$ 27,440,532		$ (2,929,559)	-9.6%		NMGC Exhibit ECB - 4 - Rate Base; WP Plant COS Inputs
20		Mains - Anodes			101/106 - 367.4	$ 551,372		$ (604,747)	-52.3%		NMGC Exhibit ECB - 4 - Rate Base; WP Plant COS Inputs
21		Compressor Station Equipment			101/106 - 368.0	$ 37,329,152		$ 5,326,944	16.6%		NMGC Exhibit ECB - 4 - Rate Base; WP Plant COS Inputs
22		Field Measuring & Regulation			101/106 - 369.0	$ 67,440,472		$ 12,543,684	22.8%		NMGC Exhibit ECB - 4 - Rate Base; WP Plant COS Inputs
23		Other Equipment			101/106 - 371.0	$ 45,730		$ (11,522)	-20.1%		NMGC Exhibit ECB - 4 - Rate Base; WP Plant COS Inputs
24											
25				Total Net Transmission Plant		$ 368,036,847		$ 52,470,206	16.6%		Sum of Rows 11 through 24
26											
27	Net Distribution Plant										
28											
29		Land			101/106 - 374.1	$ 1,473,513		$ -	0.0%		NMGC Exhibit ECB - 4 - Rate Base; WP Plant COS Inputs
30		Land Rights			101/106 - 374.2	$ 220,197		$ (9,172)	-4.0%		NMGC Exhibit ECB - 4 - Rate Base; WP Plant COS Inputs
31		Structures & Improvement			101/106 - 375	$ 421,942		$ (24,896)	-5.6%		NMGC Exhibit ECB - 4 - Rate Base; WP Plant COS Inputs
32		Mains-Bare Steel Pipe			101/106 - 376	$ -		$ 91,322			NMGC Exhibit ECB - 4 - Rate Base; WP Plant COS Inputs
33		Mains-Wrapped Steel Pipe			101/106 - 376.1	$ 71,144,709		$ 13,715,111	23.9%		NMGC Exhibit ECB - 4 - Rate Base; WP Plant COS Inputs
34		Mains-Plastic Pipe			101/106 - 376.2	$ 223,098,318		$ 43,693,857	24.4%		NMGC Exhibit ECB - 4 - Rate Base; WP Plant COS Inputs
35		Mains-Cathodic Protection			101/106 - 376.3	$ 98,818		$ (22,191)	-18.3%		NMGC Exhibit ECB - 4 - Rate Base; WP Plant COS Inputs
36		Mains-Other Equipment			101/106 - 376.4	$ 13,684,414		$ 7,403,768	117.9%		NMGC Exhibit ECB - 4 - Rate Base; WP Plant COS Inputs
37		Mains - Anodes			101/106 - 376.5	$ 12,419,831		$ (2,621,324)	-17.4%		NMGC Exhibit ECB - 4 - Rate Base; WP Plant COS Inputs
38		Compressor Station Equipment			101/106 - 377	$ -		$ -			NMGC Exhibit ECB - 4 - Rate Base; WP Plant COS Inputs
39		Field Measuring & Regulation			101/106 - 378	$ 14,657,298		$ (198,344)	-1.3%		NMGC Exhibit ECB - 4 - Rate Base; WP Plant COS Inputs
40		Field Measuring & Regulation			101/106 - 379	$ 2,140,685		$ (175,242)	-7.6%		NMGC Exhibit ECB - 4 - Rate Base; WP Plant COS Inputs
41		Services-Plastic Pipe			101/106 - 380	$ 56,953,430		$ 14,078,061	32.8%		NMGC Exhibit ECB - 4 - Rate Base; WP Plant COS Inputs
42		Services-Bare Steel Pipe An			101/106 - 380.1	$ 16,400,737		$ 2,437,575	17.5%		NMGC Exhibit ECB - 4 - Rate Base; WP Plant COS Inputs
43		Meters			101/106 - 381	$ 73,613,645		$ 3,327,513	4.7%		NMGC Exhibit ECB - 4 - Rate Base; WP Plant COS Inputs
44		ERTS - AMR Meters			101/106 - 381.1	$ 13,403,340		$ (2,150,637)	-13.8%		NMGC Exhibit ECB - 4 - Rate Base; WP Plant COS Inputs
45		House Regulators			101/106 - 383	$ 4,075,854		$ (292,267)	-6.7%		NMGC Exhibit ECB - 4 - Rate Base; WP Plant COS Inputs
46		Industrial Measuring & Regulation			101/106 - 385	$ 15,700,179		$ 501,280	3.3%		NMGC Exhibit ECB - 4 - Rate Base; WP Plant COS Inputs
47											
48				Total Net Distribution Plant		$ 519,506,913		$ 79,754,414	18.1%		Sum of Rows 29 through 47
49											
50	Net General and Intangible Plant										
51											
52		Intangible Plt - Software			101/106 - 303.1	$ -		$ -			NMGC Exhibit ECB - 4 - Rate Base; WP Plant COS Inputs

23-00255-UT-2023-09-14-NMGC-2023-Rate-Case

NMGC Exhibit ECB-3
Page 3 of 45

NEW MEXICO GAS COMPANY, INC.

NMGC Exhibit ECB-3 COS Base Adj
Base Period - 12 Months Ending March 31, 2023
Future Test Year - 12 Months Ending September 30, 2025

	A	B	C	D	E	F	G	H	I	J	K	L	M	N	O	P	Q	R
1																		
2							Total Company Unadjusted Base Period	Base Period Adjustments	Total Company Adjusted Base Period		Linkage 1	Linkage 2		Future Test Year		Adjusted Future Test Year		Intervenor
3					FERC Account		Ending 03/31/23				Ending 03/31/24	Ending 09/30/24		Ending 09/30/25	Test Period Adjustments	Ending 09/30/25		Manual Adjustments (2)
53		Intangible Plt - Software			101/106 - 303.2		$ -	$ -	$ -		$ -	$ -		$ -	$ -	$ -		$ -
54		Intangible Plt - Software			101/106 - 303.3		$ 26,014,008	$ -	$ 26,014,008		$ 29,867,993	$ 28,289,446		$ 66,213,150	$ (4,997,637)	$ 61,215,513		$ -
55		Land			101/106 - 389		$ 5,251,377	$ -	$ 5,251,377		$ 5,251,377	$ 5,251,377		$ 5,251,377	$ -	$ 5,251,377		$ -
56		Structures & Improvement			101/106 - 390		$ 27,444,235	$ -	$ 27,444,235		$ 32,473,903	$ 36,507,203		$ 42,193,505	$ (3,859,701)	$ 38,333,805		$ -
57		Structures & Improvement			101/106 - 390.1		$ -	$ -	$ -		$ -	$ -		$ -	$ -	$ -		$ -
58		Structures & Improvement			101/106 - 390.2		$ -	$ -	$ -		$ -	$ -		$ -	$ -	$ -		$ -
59		Struct & Imprv Business Ctr			101/106 - 390.3		$ 724,549	$ -	$ 724,549		$ 670,113	$ 655,975		$ 627,701	$ 14,137	$ 641,838		$ -
60		Struct & Imprv Los Lunas Bldg			101/106 - 390.4		$ 16,566	$ -	$ 16,566		$ 3,649	$ 2,017		$ -	$ 655	$ 655		$ -
61		Struct & Imprv Rio Bravo			101/106 - 390.5		$ -	$ -	$ -		$ -	$ -		$ -	$ -	$ -		$ -
62		Struct & Imprv Rio Rancho			101/106 - 390.6		$ -	$ -	$ -		$ -	$ -		$ -	$ -	$ -		$ -
63		Struct & Imprv Santa Fe			101/106 - 390.7		$ -	$ -	$ -		$ -	$ -		$ -	$ -	$ -		$ -
64		Struc & Imprv SF Pymt Ctr			101/106 - 390.8		$ 12,107	$ -	$ 12,107		$ 8,364	$ 6,514		$ 2,812	$ 1,851	$ 4,663		$ -
65		Solar Structures			101/106 - 390.9		$ 3,080,748	$ -	$ 3,080,748		$ 2,951,485	$ 2,898,358		$ 2,792,106	$ 53,126	$ 2,845,232		$ -
66		Office Furniture & Equip			101/106 - 391		$ 1,059,495	$ -	$ 1,059,495		$ 959,020	$ 908,772		$ 808,275	$ 50,248	$ 858,524		$ -
67		Off Furn & Equip, PC Systems			101/106 - 391.1		$ -	$ -	$ -		$ -	$ -		$ -	$ -	$ -		$ -
68		Off Furn & Equip, PCs			101/106 - 391.2		$ 6,594,351	$ -	$ 6,594,351		$ 6,638,927	$ 6,227,991		$ 5,172,608	$ 815,599	$ 5,988,207		$ -
69		Transportation Equip-Light			101/106 - 392		$ 6,992,146	$ -	$ 6,992,146		$ 9,016,193	$ 9,624,753		$ 10,668,563	$ (610,359)	$ 10,058,203		$ -
70		Transportation Equip-Heavy			101/106 - 392.1		$ 1,720,685	$ -	$ 1,720,685		$ 1,841,907	$ 1,882,286		$ 1,935,769	$ (41,008)	$ 1,894,761		$ -
71		Transportation Equip-Trailer			101/106 - 392.2		$ 2,301,152	$ -	$ 2,301,152		$ 2,392,937	$ 2,420,711		$ 2,454,055	$ (27,681)	$ 2,426,373		$ -
72		Transportation Equip - Medium			101/106 - 392.3		$ 4,515,962	$ -	$ 4,515,962		$ 5,530,501	$ 5,864,043		$ 6,449,408	$ (337,341)	$ 6,112,067		$ -
73		Transp Equip - Special Purpos			101/106 - 392.4		$ 143,337	$ -	$ 143,337		$ 127,529	$ 119,753		$ 104,203	$ 7,775	$ 111,978		$ -
74		Stores Equip			101/106 - 393		$ 364,119	$ -	$ 364,119		$ 470,180	$ 471,655		$ 471,372	$ (3,371)	$ 468,000		$ -
75		Tools,Shop & Garage Equip			101/106 - 394		$ 12,347,355	$ -	$ 12,347,355		$ 13,181,826	$ 13,658,869		$ 13,792,569	$ (205,675)	$ 13,586,895		$ -
76		Power Operated Equipment			101/106 - 396		$ 4,183,078	$ -	$ 4,183,078		$ 5,124,051	$ 5,197,120		$ 5,327,182	$ (94,368)	$ 5,232,815		$ -
77		Communication Equip			101/106 - 397		$ 2,473,241	$ -	$ 2,473,241		$ 2,036,909	$ 1,728,234		$ 1,099,299	$ 325,551	$ 1,424,850		$ -
78		Miscellaneous Equipment			101/106 - 398		$ 1,997,620	$ -	$ 1,997,620		$ 2,374,495	$ 2,458,037		$ 2,609,317	$ (17,896)	$ 2,591,421		$ -
79		ARO Asset			101/106 - 399.1		$ 3,837	$ -	$ 3,837		$ 3,712	$ 3,712		$ 3,712	$ -	$ 3,712		$ -
80																		
81			Total Net General and Intangible Plant				$ 107,239,968	$ -	$ 107,239,968		$ 120,925,070	$ 124,176,827		$ 167,976,982	$ (8,926,093)	$ 159,050,889		$ -
82																		
83			Total Net Plant				$ 862,559,108	$ -	$ 862,559,108		$ 948,842,628	$ 979,227,180		$ 1,088,487,081	$ (41,892,432)	$ 1,046,594,649		$ -
84																		
85																		
86		**Accumulated Deferred Income Taxes**																
87																		
88																		
89		Deferred Tax Assets			190		$ 50,675,077	$ (2,868,681)	$ 47,806,395		$ 32,308,299	$ 31,990,368		$ 31,163,393	$ (245,070)	$ 30,918,323		
90		Deferred Tax Liabilities - Other Property			282		$ (120,543,309)	$ (804,126)	$ (121,347,435)		$ (130,021,320)	$ (133,521,702)		$ (137,425,224)	$ 1,080,967	$ (136,344,258)		
91		Deferred Tax Liabilities - Other			283		$ (24,861,265)	$ 22,576,391	$ (2,284,874)		$ 5,629,655	$ (854)		$ (25,146,855)	$ 27,255,822	$ 2,108,968		
92																		
93																		
94			Total Accumulated Deferred Income Taxes				$ (94,729,498)	$ 18,903,584	$ (75,825,914)		$ (92,083,366)	$ (101,532,188)		$ (131,408,686)	$ 28,091,719	$ (103,316,967)		$ -
95																		
96																		
97		**Regulatory Assets and Liabilities**																
98																		
99		Existing Rate Case Expenses			182.3		$ 2,231,074	$ -	$ 2,231,074		$ 956,175	$ 318,725		$ 159,363	$ 79,681	$ 239,044		$ -
100		IMP Regulatory Asset			182.3		$ 112,179	$ -	$ 112,179		$ 48,077	$ 16,026		$ 8,013	$ 4,006	$ 12,019		$ -
101		COVID Regulatory Asset			182.3		$ 2,508,003	$ -	$ 2,508,003		$ 5,744,024	$ 5,744,024		$ 4,308,018	$ 718,003	$ 5,026,021		$ -

NMGC Exhibit ECB-3
Page 4 of 45

NEW MEXICO GAS COMPANY, INC.

NMGC Exhibit ECB-3 COS Base Adj
Base Period - 12 Months Ending March 31, 2023
Future Test Year - 12 Months Ending September 30, 2025

	A	B	C	D	E	S	T	U	V	W	X
1											
2						Intervenor Change (3)		Variance Between Adjusted Base and Test Period $	Variance Between Adjusted Base and Test Period %		
3					FERC Account	Ending 09/30/25					Rule 630 Schedule, Workpaper, or Exhibit Reference
53		Intangible Plt - Software			101/106 - 303.2	$ -		$ -			NMGC Exhibit ECB - 4 - Rate Base; WP Plant COS Inputs
54		Intangible Plt - Software			101/106 - 303.3	$ 61,215,513		$ 35,201,505	135.3%		NMGC Exhibit ECB - 4 - Rate Base; WP Plant COS Inputs
55		Land			101/106 - 389	$ 5,251,377		$ -	0.0%		NMGC Exhibit ECB - 4 - Rate Base; WP Plant COS Inputs
56		Structures & Improvement			101/106 - 390	$ 38,333,805		$ 10,889,570	39.7%		NMGC Exhibit ECB - 4 - Rate Base; WP Plant COS Inputs
57		Structures & Improvement			101/106 - 390.1	$ -		$ -			NMGC Exhibit ECB - 4 - Rate Base; WP Plant COS Inputs
58		Structures & Improvement			101/106 - 390.2	$ -		$ -			NMGC Exhibit ECB - 4 - Rate Base; WP Plant COS Inputs
59		Struct & Imprv Business Ctr			101/106 - 390.3	$ 641,838		$ (82,711)	-11.4%		NMGC Exhibit ECB - 4 - Rate Base; WP Plant COS Inputs
60		Struct & Imprv Los Lunas Bldg			101/106 - 390.4	$ 655		$ (15,910)	-96.0%		NMGC Exhibit ECB - 4 - Rate Base; WP Plant COS Inputs
61		Struct & Imprv Rio Bravo			101/106 - 390.5	$ -		$ -			NMGC Exhibit ECB - 4 - Rate Base; WP Plant COS Inputs
62		Struct & Imprv Rio Rancho			101/106 - 390.6	$ -		$ -			NMGC Exhibit ECB - 4 - Rate Base; WP Plant COS Inputs
63		Struct & Imprv Santa Fe			101/106 - 390.7	$ -		$ -			NMGC Exhibit ECB - 4 - Rate Base; WP Plant COS Inputs
64		Struc & Imprv SF Pymt Ctr			101/106 - 390.8	$ 4,663		$ (7,444)	-61.5%		NMGC Exhibit ECB - 4 - Rate Base; WP Plant COS Inputs
65		Solar Structures			101/106 - 390.9	$ 2,845,232		$ (235,516)	-7.6%		NMGC Exhibit ECB - 4 - Rate Base; WP Plant COS Inputs
66		Office Furniture & Equip			101/106 - 391	$ 858,524		$ (200,972)	-19.0%		NMGC Exhibit ECB - 4 - Rate Base; WP Plant COS Inputs
67		Off Furn & Equip, PC Systems			101/106 - 391.1	$ -		$ -			NMGC Exhibit ECB - 4 - Rate Base; WP Plant COS Inputs
68		Off Furn & Equip, PCs			101/106 - 391.2	$ 5,988,207		$ (606,145)	-9.2%		NMGC Exhibit ECB - 4 - Rate Base; WP Plant COS Inputs
69		Transportation Equip-Light			101/106 - 392	$ 10,058,203		$ 3,066,058	43.9%		NMGC Exhibit ECB - 4 - Rate Base; WP Plant COS Inputs
70		Transportation Equip-Heavy			101/106 - 392.1	$ 1,894,761		$ 174,076	10.1%		NMGC Exhibit ECB - 4 - Rate Base; WP Plant COS Inputs
71		Transportation Equip-Trailer			101/106 - 392.2	$ 2,426,373		$ 125,222	5.4%		NMGC Exhibit ECB - 4 - Rate Base; WP Plant COS Inputs
72		Transportation Equip - Medium			101/106 - 392.3	$ 6,112,067		$ 1,596,105	35.3%		NMGC Exhibit ECB - 4 - Rate Base; WP Plant COS Inputs
73		Transp Equip - Special Purpos			101/106 - 392.4	$ 111,978		$ (31,359)	-21.9%		NMGC Exhibit ECB - 4 - Rate Base; WP Plant COS Inputs
74		Stores Equip			101/106 - 393	$ 468,000		$ 103,881	28.5%		NMGC Exhibit ECB - 4 - Rate Base; WP Plant COS Inputs
75		Tools,Shop & Garage Equip			101/106 - 394	$ 13,586,895		$ 1,239,540	10.0%		NMGC Exhibit ECB - 4 - Rate Base; WP Plant COS Inputs
76		Power Operated Equipment			101/106 - 396	$ 5,232,815		$ 1,049,737	25.1%		NMGC Exhibit ECB - 4 - Rate Base; WP Plant COS Inputs
77		Communication Equip			101/106 - 397	$ 1,424,850		$ (1,048,391)	-42.4%		NMGC Exhibit ECB - 4 - Rate Base; WP Plant COS Inputs
78		Miscellaneous Equipment			101/106 - 398	$ 2,591,421		$ 593,800	29.7%		NMGC Exhibit ECB - 4 - Rate Base; WP Plant COS Inputs
79		ARO Asset			101/106 - 399.1	$ 3,712		$ (125)	-3.3%		NMGC Exhibit ECB - 4 - Rate Base; WP Plant COS Inputs
80											
81			Total Net General and Intangible Plant			$ 159,050,889		$ 51,810,920	48.3%		Sum of Rows 52 through 80
82											
83			Total Net Plant			$ 1,046,594,649		$ 184,035,541	21.3%		Sum of Rows 25, 48, 81
84											
85											
86	**Accumulated Deferred Income Taxes**										
87											
88											
89		Deferred Tax Assets			190	$ 30,918,323		$ (16,888,073)	-35.3%		630 Schedule H-12; NMGC Witness Avellan
90		Deferred Tax Liabilities - Other Property			282	$ (136,344,258)		$ (14,996,823)	12.4%		630 Schedule H-12; NMGC Witness Avellan
91		Deferred Tax Liabilities - Other			283	$ 2,108,968		$ 4,393,842	-192.3%		630 Schedule H-12; NMGC Witness Avellan
92											
93											
94			Total Accumulated Deferred Income Taxes			$ (103,316,967)		$ (27,491,053)	36.3%		Sum of Rows 88 through 93
95											
96											
97	**Regulatory Assets and Liabilities**										
98											
99		Existing Rate Case Expenses			182.3	$ 239,044		$ (1,992,029)	-89.3%		NMGC Exhibit ECB - 4 – Rate Base, WP Other RB COS Inputs
100		IMP Regulatory Asset			182.3	$ 12,019		$ (100,160)	-89.3%		NMGC Exhibit ECB - 4 – Rate Base; WP Other RB COS Inputs
101		COVID Regulatory Asset			182.3	$ 5,026,021		$ 2,518,018	100.4%		NMGC Exhibit ECB - 4 – Rate Base; WP Other RB COS Inputs

NMGC Exhibit ECB-3
Page 5 of 45

NEW MEXICO GAS COMPANY, INC.

NMGC Exhibit ECB-3 COS Base Adj
Base Period - 12 Months Ending March 31, 2023
Future Test Year - 12 Months Ending September 30, 2025

	A	B	C	D	E	F	G	H	I	J	K	L	M	N	O	P	Q	R
1																		
2							Total Company Unadjusted Base Period	Base Period Adjustments	Total Company Adjusted Base Period		Linkage 1	Linkage 2		Future Test Year	Test Period Adjustments	Adjusted Future Test Year		Intervenor
3					FERC Account		Ending 03/31/23				Ending 03/31/24	Ending 09/30/24		Ending 09/30/25		Ending 09/30/25		Manual Adjustments (2)
102		Hansen CIS Regulatory Asset			182.3		$ -	$ -	$ -		$ -	$ 2,273,821		$ 2,113,979	$ 79,921	$ 2,193,900		$ -
103		Legal Regulatory Liability			253		$ (25,667)	$ -	$ (25,667)		$ (1,275,667)	$ (1,275,667)		$ (637,833)	$ (318,917)	$ (956,750)		$ -
104		Income Tax Regulatory Liability			254		$ (27,800,039)	$ 414,472	$ (27,385,567)		$ (27,131,656)	$ (26,968,739)		$ (26,581,705)	$ (185,102)	$ (26,766,807)		
105																		
106				Total Regulatory Assets and Liabilities			$ (22,974,450)	$ 414,472	$ (22,559,978)		$ (21,659,047)	$ (19,891,809)		$ (20,630,166)	$ 377,593	$ (20,252,573)		$ -
107																		
108																		
109	**Other Rate Base Items**																	
110																		
111		Customer Deposits			235		$ (8,375,782)	$ (34,648)	$ (8,410,430)		$ (8,410,430)	$ (8,410,430)		$ (8,410,430)	$ -	$ (8,410,430)		$ -
112		Injuries and Damages Reserve			228		$ (1,400,823)	$ (197,573)	$ (1,598,396)		$ (1,598,396)	$ (1,598,396)		$ (1,598,396)	$ -	$ (1,598,396)		$ -
113		Non-Refundable CIAC			108.03		$ (2,899,097)	$ -	$ (2,899,097)		$ (2,230,075)	$ (1,895,564)		$ (1,226,541)	$ (306,635)	$ (1,533,177)		$ -
114		RWIP			108		$ 126,136	$ (126,136)	$ -		$ -	$ -		$ -	$ -	$ -		$ -
115		CWIP - Transmission			107		$ 17,301,451	$ (17,301,451)	$ -		$ -	$ -		$ -	$ -	$ -		$ -
116		CWIP - Distribution			107		$ 12,616,467	$ (12,616,467)	$ -		$ -	$ -		$ -	$ -	$ -		$ -
117		CWIP - General			107		$ 23,983,396	$ (23,983,396)	$ -		$ -	$ -		$ -	$ -	$ -		$ -
118		ARO - General			230		$ (609,355)	$ -	$ (609,355)		$ (661,144)	$ (688,667)		$ (747,132)	$ 29,574	$ (717,558)		$ -
119		Right-of-Way - Transmission			186		$ 45,725,227	$ (2,165,601)	$ 43,559,626		$ 41,521,667	$ 44,826,483		$ 41,790,530	$ 1,532,194	$ 43,322,724		$ -
120		Right-of-Way - Distribution			186		$ 3,121,609	$ (173,682)	$ 2,947,927		$ 3,030,488	$ 2,797,534		$ 2,560,321	$ 151,684	$ 2,712,004		$ -
121		Right-of-Way - Transmission			242		$ (340,123)	$ -	$ (340,123)		$ (246,316)	$ 0		$ 0	$ (0)	$ 0		$ -
122		Right-of-Way - Distribution			242		$ (396,139)	$ -	$ (396,139)		$ (398,745)	$ (340,690)		$ (371,713)	$ 15,512	$ (356,201)		$ -
123		2023 Rate Case Expense			186		$ -	$ -	$ -		$ 1,456,128	$ 2,303,500		$ 1,151,750	$ 575,875	$ 1,727,625		$ -
124																		
125																		
126				Total Other Rate Base Items			$ 88,852,967	$ (56,598,953)	$ 32,254,014		$ 32,463,178	$ 36,993,771		$ 33,148,389	$ 1,998,203	$ 35,146,592		$ -
127																		
128																		
129	**Working Capital**																	
130																		
131		Natural Gas Storage			164		$ 2,759,490	$ 2,759,367	$ 5,518,857		$ 2,252,668	$ 3,914,068		$ 4,888,044	$ (594,665)	$ 4,293,379		$ -
132		Materials and Supplies			154		$ 4,845,361	$ (251,726)	$ 4,593,635		$ 4,593,635	$ 4,593,635		$ 4,593,635	$ -	$ 4,593,635		$ -
133		Prepayments			165		$ 6,706,843	$ (2,528,366)	$ 4,178,477		$ 4,178,477	$ 4,178,477		$ 4,178,477	$ -	$ 4,178,477		$ -
134		Cash Working Capital					$ (2,767,341)	$ 6,235,479	$ 3,468,138		$ 1,216,184	$ 1,311,701		$ 1,331,235	$ 12,375	$ 1,343,610		$ -
135																		
136				Total Working Capital			$ 11,544,353	$ 6,214,754	$ 17,759,107		$ 12,240,965	$ 13,997,881		$ 14,991,391	$ (582,290)	$ 14,409,101		$ -
137																		
138																		
139				Total Net Original Cost Rate Base			$ 845,252,481	$ (31,066,143)	$ 814,186,338		$ 879,804,358	$ 908,794,835		$ 984,588,009	$ (12,007,207)	$ 972,580,802		$ -
140																		
141																		
142	**Operations and Maintenance Expense**																	
143																		
144	Fuel Related Expenses																	
145																		
146		Natural Gas Wellhead Purchases			800		$ -	$ -	$ -		$ -	$ -		$ -	$ -	$ -		$ -
147		Natural Gas Field Line Purchases			801		$ -	$ -	$ -		$ -	$ -		$ -	$ -	$ -		$ -

NMGC Exhibit ECB-3
Page 6 of 45

NEW MEXICO GAS COMPANY, INC.

NMGC Exhibit ECB-3 COS Base Adj
Base Period - 12 Months Ending March 31, 2023
Future Test Year - 12 Months Ending September 30, 2025

	A	B	C	D	E	S	T	U	V	W	X
1											
2						Intervenor Change (3)		Variance Between Adjusted Base and Test Period $	Variance Between Adjusted Base and Test Period %		
3					FERC Account	Ending 09/30/25					Rule 630 Schedule, Workpaper, or Exhibit Reference
102		Hansen CIS Regulatory Asset			182.3	$ 2,193,900		$ 2,193,900			NMGC Exhibit ECB - 4 – Rate Base; WP Other RB COS Inputs
103		Legal Regulatory Liability			253	$ (956,750)		$ (931,083)	3627.6%		NMGC Exhibit ECB - 4 – Rate Base; WP Other RB COS Inputs
104		Income Tax Regulatory Liability			254	$ (26,766,807)		$ 618,760	-2.3%		630 Schedule H-12; NMGC Witness Avellan
105											
106				Total Regulatory Assets and Liabilities		$ (20,252,573)		$ 2,307,405	-10.2%		Sum of Rows 99 through 101
107											
108											
109	**Other Rate Base Items**										
110											
111		Customer Deposits			235	$ (8,410,430)		$ -	0.0%		NMGC Exhibit ECB - 4 – Rate Base; WP Other RB COS Inputs
112		Injuries and Damages Reserve			228	$ (1,598,396)		$ -	0.0%		NMGC Exhibit ECB - 4 – Rate Base; WP Other RB COS Inputs
113		Non-Refundable CIAC			108.03	$ (1,533,177)		$ 1,365,920	-47.1%		NMGC Exhibit ECB - 4 – Rate Base; WP Other RB COS Inputs
114		RWIP			108	$ -		$ -			NMGC Exhibit ECB - 4 – Rate Base; WP Other RB COS Inputs
115		CWIP - Transmission			107	$ -		$ -			NMGC Exhibit ECB - 4 – Rate Base; WP Other RB COS Inputs
116		CWIP - Distribution			107	$ -		$ -			NMGC Exhibit ECB - 4 – Rate Base; WP Other RB COS Inputs
117		CWIP - General			107	$ -		$ -			NMGC Exhibit ECB - 4 – Rate Base; WP Other RB COS Inputs
118		ARO - General			230	$ (717,558)		$ (108,203)	17.8%		NMGC Exhibit ECB - 4 – Rate Base; WP Other RB COS Inputs
119		Right-of-Way - Transmission			186	$ 43,322,724		$ (236,901)	-0.5%		NMGC Exhibit ECB - 4 – Rate Base; WP Other RB COS Inputs
120		Right-of-Way - Distribution			186	$ 2,712,004		$ (235,923)	-8.0%		NMGC Exhibit ECB - 4 – Rate Base; WP Other RB COS Inputs
121		Right-of-Way - Transmission			242	$ 0		$ 340,123	-100.0%		NMGC Exhibit ECB - 4 – Rate Base; WP Other RB COS Inputs
122		Right-of-Way - Distribution			242	$ (356,201)		$ 39,938	-10.1%		NMGC Exhibit ECB - 4 – Rate Base; WP Other RB COS Inputs
123		2023 Rate Case Expense			186	$ 1,727,625		$ 1,727,625			NMGC Exhibit ECB - 4 – Rate Base; WP Other RB COS Inputs
124											
125											
126				Total Other Rate Base Items		$ 35,146,592		$ 2,892,579	9.0%		Sum of Rows 106 through 125
127											
128											
129	**Working Capital**										
130											
131		Natural Gas Storage			164	$ 4,293,379		$ (1,225,478)	-22.2%		NMGC Exhibit ECB - 4 – Rate Base; WP Working Capital COS Inputs
132		Materials and Supplies			154	$ 4,593,635		$ -	0.0%		NMGC Exhibit ECB - 4 – Rate Base; WP Working Capital COS Inputs
133		Prepayments			165	$ 4,178,477		$ -	0.0%		NMGC Exhibit ECB - 4 – Rate Base; WP Working Capital COS Inputs
134		Cash Working Capital				$ 1,343,610		$ (2,124,529)	-61.3%		NMGC Exhibit ECB - 4 – Rate Base; WP Working Capital COS Inputs
135											
136				Total Working Capital		$ 14,409,101		$ (3,350,007)	-18.9%		Sum of Rows 131 through 135
137											
138											
139				Total Net Original Cost Rate Base		$ 972,580,802		$ 158,394,464	19.5%		Sum of Rows 83, 94, 106, 126, 136
140											
141											
142	**Operations and Maintenance Expense**										
143											
144	Fuel Related Expenses										
145											
146		Natural Gas Wellhead Purchases			800	$ -		$ -			NMGC Exhibit ECB - 5 – Operations Expense; WP OM COS Inputs; WP 2 OM 630 Sched H1 OM Summary
147		Natural Gas Field Line Purchases			801	$ -		$ -			NMGC Exhibit ECB - 5 – Operations Expense; WP OM COS Inputs; WP 2 OM 630 Sched H1 OM Summary

NMGC Exhibit ECB-3
Page 7 of 45

NEW MEXICO GAS COMPANY, INC.

NMGC Exhibit ECB-3 COS Base Adj
Base Period - 12 Months Ending March 31, 2023
Future Test Year - 12 Months Ending September 30, 2025

	A	B	C	D	E	F	G	H	I	J	K	L	M	N	O	P	Q	R
1																		
2							Total Company Unadjusted Base Period	Base Period Adjustments	Total Company Adjusted Base Period		Linkage 1	Linkage 2		Future Test Year		Adjusted Future Test Year		Intervenor
3					FERC Account		Ending 03/31/23				Ending 03/31/24	Ending 09/30/24		Ending 09/30/25	Test Period Adjustments	Ending 09/30/25		Manual Adjustments (2)
148		Natural Gas Gasoline Plant Outlet Purchases			802		$ 226,880,279	$ (226,880,279)	$ -		$ -	$ -		$ -	$ -	$ -		$ -
149		Natural Gas Transmission Line Purchases			803		$ 114,340,845	$ (114,340,845)	$ -		$ -	$ -		$ -	$ -	$ -		$ -
150		Natural Gas City Gate Purchases			804		$ 3,498,885	$ (3,498,885)	$ -		$ -	$ -		$ -	$ -	$ -		$ -
151		Other Gas Purchases			805		$ 63,567,027	$ (63,567,027)	$ -		$ -	$ -		$ -	$ -	$ -		$ -
152		Exchange Gas			806		$ (506,148)	$ 506,148	$ -		$ -	$ -		$ -	$ -	$ -		$ -
153		Gas Withdrawn From Storage - Debit			808		$ 7,772,166	$ (7,772,166)	$ -		$ -	$ -		$ -	$ -	$ -		$ -
154		Gas Delivered to Storage - Credit			808		$ (7,457,332)	$ 7,457,332	$ -		$ -	$ -		$ -	$ -	$ -		$ -
155		Gas Used for Compressor Station Fuel			810		$ (1,425,536)	$ 1,425,536	$ -		$ -	$ -		$ -	$ -	$ -		$ -
156		Gas Used For Products Extraction			811		$ -	$ -	$ -		$ -	$ -		$ -	$ -	$ -		$ -
157		Gas Used For Other Utility Operations			812		$ (18,945)	$ 18,945	$ -		$ -	$ -		$ -	$ -	$ -		$ -
158		Other Gas Supply Expenses (1)			813		$ 1,293,245	$ 120,111	$ 1,413,356		$ 1,444,348	$ 1,468,901		$ 1,608,585	$ -	$ 1,608,585		$ -
159		Rents - Underground Storage			826		$ 4,825,333	$ (4,825,333)	$ -		$ -	$ -		$ -	$ -	$ -		$ -
160																		
161				Total Fuel Related Expenses			$ 412,769,819	$ (411,356,462)	$ 1,413,356		$ 1,444,348	$ 1,468,901		$ 1,608,585	$ -	$ 1,608,585		$ -
162																		
163																		
164	O&M																	
165																		
166	Transmission O&M																	
167																		
168		Operation Supervision and Engineering			850		$ 729,312	$ 49,587	$ 778,899		$ 798,406	$ 811,867		$ 879,327	$ -	$ 879,327		$ -
169		System Control and Load Dispatching			851		$ 1,319,167	$ 120,004	$ 1,439,170		$ 1,464,371	$ 1,489,556		$ 1,656,724	$ -	$ 1,656,724		$ -
170		Communication System Expenses			852		$ -	$ -	$ -		$ -	$ -		$ -	$ -	$ -		$ -
171		Compressor Station Labor and Expenses			853		$ 112,386	$ 8,143	$ 120,529		$ 122,852	$ 124,955		$ 138,122	$ -	$ 138,122		$ -
172		Gas for Compressor Station Fuel			854		$ 1,425,536	$ (1,425,536)	$ -		$ -	$ -		$ -	$ -	$ -		$ -
173		Other Fuel and Power for Compressor Stations			855		$ 89,830	$ (89,830)	$ -		$ -	$ -		$ -	$ -	$ -		$ -
174		Mains Expenses			856		$ 1,638,085	$ 9,344	$ 1,647,430		$ 2,665,017	$ 2,309,416		$ 2,886,411	$ -	$ 2,886,411		$ -
175		Measuring and Regulating Station Expenses			857		$ 172,370	$ 1,053	$ 173,423		$ 179,951	$ 182,885		$ 189,337	$ -	$ 189,337		$ -

NMGC Exhibit ECB-3
Page 8 of 45

NEW MEXICO GAS COMPANY, INC.

NMGC Exhibit ECB-3 COS Base Adj
Base Period - 12 Months Ending March 31, 2023
Future Test Year - 12 Months Ending September 30, 2025

	A	B	C	D	E	S	T	U	V	W	X
1											
2						Intervenor Change (3)		Variance Between Adjusted Base and Test Period $	Variance Between Adjusted Base and Test Period %		
3					FERC Account	Ending 09/30/25					Rule 630 Schedule, Workpaper, or Exhibit Reference
148		Natural Gas Gasoline Plant Outlet Purchases			802	$ -		$ -			NMGC Exhibit ECB - 5 – Operations Expense; WP OM COS Inputs; WP 2 OM 630 Sched H1 OM Summary
149		Natural Gas Transmission Line Purchases			803	$ -		$ -			NMGC Exhibit ECB - 5 – Operations Expense; WP OM COS Inputs; WP 2 OM 630 Sched H1 OM Summary
150		Natural Gas City Gate Purchases			804	$ -		$ -			NMGC Exhibit ECB - 5 – Operations Expense; WP OM COS Inputs; WP 2 OM 630 Sched H1 OM Summary
151		Other Gas Purchases			805	$ -		$ -			NMGC Exhibit ECB - 5 – Operations Expense; WP OM COS Inputs; WP 2 OM 630 Sched H1 OM Summary
152		Exchange Gas			806	$ -		$ -			NMGC Exhibit ECB - 5 – Operations Expense; WP OM COS Inputs; WP 2 OM 630 Sched H1 OM Summary
153		Gas Withdrawn From Storage - Debit			808	$ -		$ -			NMGC Exhibit ECB - 5 – Operations Expense; WP OM COS Inputs; WP 2 OM 630 Sched H1 OM Summary
154		Gas Delivered to Storage - Credit			808	$ -		$ -			NMGC Exhibit ECB - 5 – Operations Expense; WP OM COS Inputs; WP 2 OM 630 Sched H1 OM Summary
155		Gas Used for Compressor Station Fuel			810	$ -		$ -			NMGC Exhibit ECB - 5 – Operations Expense; WP OM COS Inputs; WP 2 OM 630 Sched H1 OM Summary
156		Gas Used For Products Extraction			811	$ -		$ -			NMGC Exhibit ECB - 5 – Operations Expense; WP OM COS Inputs; WP 2 OM 630 Sched H1 OM Summary
157		Gas Used For Other Utility Operations			812	$ -		$ -			NMGC Exhibit ECB - 5 – Operations Expense; WP OM COS Inputs; WP 2 OM 630 Sched H1 OM Summary
158		Other Gas Supply Expenses (1)			813	$ 1,608,585		$ 195,228	13.8%		NMGC Exhibit ECB - 5 – Operations Expense; WP OM COS Inputs; WP 2 OM 630 Sched H1 OM Summary
159		Rents - Underground Storage			826	$ -		$ -			NMGC Exhibit ECB - 5 – Operations Expense; WP OM COS Inputs; WP 2 OM 630 Sched H1 OM Summary
160											
161			Total Fuel Related Expenses			$ 1,608,585		$ 195,228	13.8%		Sum of Rows 146 through 160
162											
163											
164	O&M										
165											
166	Transmission O&M										
167											
168		Operation Supervision and Engineering			850	$ 879,327		$ 100,428	12.9%		NMGC Exhibit ECB - 5 – Operations Expense; WP OM COS Inputs; WP 2 OM 630 Sched H1 OM Summary
169		System Control and Load Dispatching			851	$ 1,656,724		$ 217,553	15.1%		NMGC Exhibit ECB - 5 – Operations Expense; WP OM COS Inputs; WP 2 OM 630 Sched H1 OM Summary
170		Communication System Expenses			852	$ -		$ -			NMGC Exhibit ECB - 5 – Operations Expense; WP OM COS Inputs; WP 2 OM 630 Sched H1 OM Summary
171		Compressor Station Labor and Expenses			853	$ 138,122		$ 17,593	14.6%		NMGC Exhibit ECB - 5 – Operations Expense; WP OM COS Inputs; WP 2 OM 630 Sched H1 OM Summary
172		Gas for Compressor Station Fuel			854	$ -		$ -			NMGC Exhibit ECB - 5 – Operations Expense; WP OM COS Inputs; WP 2 OM 630 Sched H1 OM Summary
173		Other Fuel and Power for Compressor Stations			855	$ -		$ -			NMGC Exhibit ECB - 5 – Operations Expense; WP OM COS Inputs; WP 2 OM 630 Sched H1 OM Summary
174		Mains Expenses			856	$ 2,886,411		$ 1,238,981	75.2%		NMGC Exhibit ECB - 5 – Operations Expense; WP OM COS Inputs; WP 2 OM 630 Sched H1 OM Summary
175		Measuring and Regulating Station Expenses			857	$ 189,337		$ 15,914	9.2%		NMGC Exhibit ECB - 5 – Operations Expense; WP OM COS Inputs; WP 2 OM 630 Sched H1 OM Summary

NMGC Exhibit ECB-3
Page 9 of 45

NEW MEXICO GAS COMPANY, INC.

NMGC Exhibit ECB-3 COS Base Adj
Base Period - 12 Months Ending March 31, 2023
Future Test Year - 12 Months Ending September 30, 2025

	A	B	C	D	E	F	G	H	I	J	K	L	M	N	O	P	Q	R
1																		
2							Total Company Unadjusted Base Period	Base Period Adjustments	Total Company Adjusted Base Period		Linkage 1	Linkage 2		Future Test Year		Adjusted Future Test Year		Intervenor
3					FERC Account		Ending 03/31/23				Ending 03/31/24	Ending 09/30/24		Ending 09/30/25	Test Period Adjustments	Ending 09/30/25		Manual Adjustments (2)
176		Transmission and Compression of Gas by Others			858		$ (31,806,696)	$ 31,806,696	$ -		$ -	$ -		$ -	$ -	$ -		$ -
177		Other Expenses			859		$ 277,302	$ 23,264	$ 300,566		$ 307,724	$ 312,929		$ 340,411	$ -	$ 340,411		$ -
178		Rents			860		$ 221,336	$ -	$ 221,336		$ 230,040	$ 233,773		$ 240,551	$ -	$ 240,551		$ -
179		Maintenance Supervision and Engineering			861		$ -	$ -	$ -		$ -	$ -		$ -	$ -	$ -		$ -
180		Maintenance of Structures and Improvements			862		$ -	$ -	$ -		$ -	$ -		$ -	$ -	$ -		$ -
181		Maintenance of Mains			863		$ 194,336	$ 10,154	$ 204,490		$ 209,374	$ 212,915		$ 231,554	$ -	$ 231,554		$ -
182		Maintenance of Compressor Station Equipment			864		$ 813,736	$ 32,210	$ 845,946		$ 869,654	$ 884,200		$ 947,579	$ -	$ 947,579		$ -
183		Maintenance of Measuring and Regulating Station Equipment			865		$ 261,868	$ 11,539	$ 273,408		$ 280,130	$ 284,859		$ 309,028	$ -	$ 309,028		$ -
184		Maintenance of Communication Equipment			866		$ -	$ -	$ -		$ -	$ -		$ -	$ -	$ -		$ -
185		Maintenance of Other Equipment			867		$ -	$ -	$ -		$ -	$ -		$ -	$ -	$ -		$ -
186																		
187			Total Transmission O&M				$ (24,551,432)	$ 30,556,629	$ 6,005,197		$ 7,127,518	$ 6,847,355		$ 7,819,044	$ -	$ 7,819,044		$ -
188																		
189	Distribution O&M																	
190																		
191		Operation Supervision and Engineering			870		$ 4,037,807	$ 327,200	$ 4,365,007		$ 4,453,267	$ 4,529,311		$ 4,989,949	$ -	$ 4,989,949		$ -
192		Distribution Load Dispatching			871		$ -	$ -	$ -		$ -	$ -		$ -	$ -	$ -		$ -
193		Compressor Station Labor and Expenses			872		$ -	$ -	$ -		$ -	$ -		$ -	$ -	$ -		$ -
194		Compressor Station Fuel and Power			873		$ -	$ -	$ -		$ -	$ -		$ -	$ -	$ -		$ -
195		Mains and Services Expenses			874		$ 3,076,413	$ 182,939	$ 3,259,352		$ 3,331,091	$ 3,387,704		$ 3,708,777	$ -	$ 3,708,777		$ -
196		Measuring and Regulating Station Expenses			875		$ 1,294,671	$ 61,062	$ 1,355,733		$ 1,392,071	$ 1,415,431		$ 1,523,500	$ -	$ 1,523,500		$ -
197		Measuring and Regulating Station Expenses			876		$ -	$ -	$ -		$ -	$ -		$ -	$ -	$ -		$ -
198		Measuring and Regulating Station Expenses			877		$ -	$ -	$ -		$ -	$ -		$ -	$ -	$ -		$ -
199		Meter and House Regulator Expenses			878		$ 8,976,935	$ 568,630	$ 9,545,565		$ 9,719,142	$ 9,886,000		$ 10,969,547	$ -	$ 10,969,547		$ -
200		Meter and House Regulator Capitalized			878.4		$ -	$ -	$ -		$ -	$ -		$ -	$ -	$ -		$ -
201		Customer Installations Expenses			879		$ 316,738	$ 23,195	$ 339,932		$ 346,993	$ 352,909		$ 388,049	$ -	$ 388,049		$ -
202		Other Expenses			880		$ 4,351,992	$ 277,171	$ 4,629,163		$ 4,746,568	$ 4,826,525		$ 5,221,692	$ -	$ 5,221,692		$ -

NMGC Exhibit ECB-3
Page 10 of 45

NEW MEXICO GAS COMPANY, INC.

NMGC Exhibit ECB-3 COS Base Adj
Base Period - 12 Months Ending March 31, 2023
Future Test Year - 12 Months Ending September 30, 2025

	A	B	C	D	E	S	T	U	V	W	X
1											
2						Intervenor Change (3)		Variance Between Adjusted Base and Test Period $	Variance Between Adjusted Base and Test Period %		
3					FERC Account	Ending 09/30/25					Rule 630 Schedule, Workpaper, or Exhibit Reference
176		Transmission and Compression of Gas by Others			858	$ -		$ -			NMGC Exhibit ECB - 5 – Operations Expense; WP OM COS Inputs; WP 2 OM 630 Sched H1 OM Summary
177		Other Expenses			859	$ 340,411		$ 39,845	13.3%		NMGC Exhibit ECB - 5 – Operations Expense; WP OM COS Inputs; WP 2 OM 630 Sched H1 OM Summary
178		Rents			860	$ 240,551		$ 19,215	8.7%		NMGC Exhibit ECB - 5 – Operations Expense; WP OM COS Inputs; WP 2 OM 630 Sched H1 OM Summary
179		Maintenance Supervision and Engineering			861	$ -		$ -			NMGC Exhibit ECB - 5 – Operations Expense; WP OM COS Inputs; WP 2 OM 630 Sched H1 OM Summary
180		Maintenance of Structures and Improvements			862	$ -		$ -			NMGC Exhibit ECB - 5 – Operations Expense; WP OM COS Inputs; WP 2 OM 630 Sched H1 OM Summary
181		Maintenance of Mains			863	$ 231,554		$ 27,065	13.2%		NMGC Exhibit ECB - 5 – Operations Expense; WP OM COS Inputs; WP 2 OM 630 Sched H1 OM Summary
182		Maintenance of Compressor Station Equipment			864	$ 947,579		$ 101,633	12.0%		NMGC Exhibit ECB - 5 – Operations Expense; WP OM COS Inputs; WP 2 OM 630 Sched H1 OM Summary
183		Maintenance of Measuring and Regulating Station Equipment			865	$ 309,028		$ 35,620	13.0%		NMGC Exhibit ECB - 5 – Operations Expense; WP OM COS Inputs; WP 2 OM 630 Sched H1 OM Summary
184		Maintenance of Communication Equipment			866	$ -		$ -			NMGC Exhibit ECB - 5 – Operations Expense; WP OM COS Inputs; WP 2 OM 630 Sched H1 OM Summary
185		Maintenance of Other Equipment			867	$ -		$ -			NMGC Exhibit ECB - 5 – Operations Expense; WP OM COS Inputs; WP 2 OM 630 Sched H1 OM Summary
186											
187			Total Transmission O&M			$ 7,819,044		$ 1,813,847	30.2%		Sum of Rows 168 through 186
188											
189	Distribution O&M										
190											
191		Operation Supervision and Engineering			870	$ 4,989,949		$ 624,941	14.3%		NMGC Exhibit ECB - 5 – Operations Expense; WP OM COS Inputs; WP 2 OM 630 Sched H1 OM Summary
192		Distribution Load Dispatching			871	$ -		$ -			NMGC Exhibit ECB - 5 – Operations Expense; WP OM COS Inputs; WP 2 OM 630 Sched H1 OM Summary
193		Compressor Station Labor and Expenses			872	$ -		$ -			NMGC Exhibit ECB - 5 – Operations Expense; WP OM COS Inputs; WP 2 OM 630 Sched H1 OM Summary
194		Compressor Station Fuel and Power			873	$ -		$ -			NMGC Exhibit ECB - 5 – Operations Expense; WP OM COS Inputs; WP 2 OM 630 Sched H1 OM Summary
195		Mains and Services Expenses			874	$ 3,708,777		$ 449,425	13.8%		NMGC Exhibit ECB - 5 – Operations Expense; WP OM COS Inputs; WP 2 OM 630 Sched H1 OM Summary
196		Measuring and Regulating Station Expenses			875	$ 1,523,500		$ 167,767	12.4%		NMGC Exhibit ECB - 5 – Operations Expense; WP OM COS Inputs; WP 2 OM 630 Sched H1 OM Summary
197		Measuring and Regulating Station Expenses			876	$ -		$ -			NMGC Exhibit ECB - 5 – Operations Expense; WP OM COS Inputs; WP 2 OM 630 Sched H1 OM Summary
198		Measuring and Regulating Station Expenses			877	$ -		$ -			NMGC Exhibit ECB - 5 – Operations Expense; WP OM COS Inputs; WP 2 OM 630 Sched H1 OM Summary
199		Meter and House Regulator Expenses			878	$ 10,969,547		$ 1,423,982	14.9%		NMGC Exhibit ECB - 5 – Operations Expense; WP OM COS Inputs; WP 2 OM 630 Sched H1 OM Summary
200		Meter and House Regulator Capitalized			878.4	$ -		$ -			NMGC Exhibit ECB - 5 – Operations Expense; WP OM COS Inputs; WP 2 OM 630 Sched H1 OM Summary
201		Customer Installations Expenses			879	$ 388,049		$ 48,117	14.2%		NMGC Exhibit ECB - 5 – Operations Expense; WP OM COS Inputs; WP 2 OM 630 Sched H1 OM Summary
202		Other Expenses			880	$ 5,221,692		$ 592,529	12.8%		NMGC Exhibit ECB - 5 – Operations Expense; WP OM COS Inputs; WP 2 OM 630 Sched H1 OM Summary

NMGC Exhibit ECB-3
Page 11 of 45

NEW MEXICO GAS COMPANY, INC.

NMGC Exhibit ECB-3 COS Base Adj
Base Period - 12 Months Ending March 31, 2023
Future Test Year - 12 Months Ending September 30, 2025

	A	B	C	D	E	F	G	H	I	J	K	L	M	N	O	P	Q	R
1																		
2							Total Company Unadjusted Base Period	Base Period Adjustments	Total Company Adjusted Base Period		Linkage 1	Linkage 2		Future Test Year		Adjusted Future Test Year		Intervenor
3					FERC Account		Ending 03/31/23				Ending 03/31/24	Ending 09/30/24		Ending 09/30/25	Test Period Adjustments	Ending 09/30/25		Manual Adjustments (2)
203		Rents			881		$ 2,651,247	$ -	$ 2,651,247		$ 2,696,880	$ 2,731,251		$ 2,763,713	$ -	$ 2,763,713		$ -
204		Maintenance Supervision and Engineering			885		$ -	$ -	$ -		$ -	$ -		$ -	$ -	$ -		$ -
205		Maintenance of Structures and Improvements			886		$ -	$ -	$ -		$ -	$ -		$ -	$ -	$ -		$ -
206		Maintenance of Mains			887		$ 2,601,835	$ 132,924	$ 2,734,758		$ 2,801,777	$ 2,849,081		$ 3,091,710	$ -	$ 3,091,710		$ -
207		Maintenance of Compressor Station Equipment			888		$ -	$ -	$ -		$ -	$ -		$ -	$ -	$ -		$ -
208		Maintenance of Measuring and Regulating Station Equipment			889		$ 1,942,871	$ 81,852	$ 2,024,723		$ 2,074,586	$ 2,109,601		$ 2,288,277	$ -	$ 2,288,277		$ -
209		Maintenance of Measuring and Regulating Station Equipment			890		$ -	$ -	$ -		$ -	$ -		$ -	$ -	$ -		$ -
210		Maintenance of Measuring and Regulating Station Equipment			891		$ -	$ -	$ -		$ -	$ -		$ -	$ -	$ -		$ -
211		Maintenance of Services			892		$ 2,146,031	$ 108,870	$ 2,254,902		$ 2,306,264	$ 2,345,380		$ 2,560,720	$ -	$ 2,560,720		$ -
212		Maintenance of Meters and House Regulators			893		$ -	$ -	$ -		$ -	$ -		$ -	$ -	$ -		$ -
213		Maintenance of Other Equipment			894		$ -	$ -	$ -		$ -	$ -		$ -	$ -	$ -		$ -
214																		
215				Total Distribution O&M			$ 31,396,539	$ 1,763,843	$ 33,160,381		$ 33,868,638	$ 34,433,194		$ 37,505,932	$ -	$ 37,505,932		$ -
216																		
217	Customer Related O&M																	
218																		
219		Supervision			901		$ -	$ -	$ -		$ -	$ -		$ -	$ -	$ -		$ -
220		Meter Reading Expenses			902		$ 1,232,987	$ 81,577	$ 1,314,564		$ 1,342,154	$ 1,365,026		$ 1,499,792	$ -	$ 1,499,792		$ -
221		Customer Records and Collection Expenses			903		$ 13,162,999	$ 804,452	$ 13,967,451		$ 14,330,449	$ 14,571,448		$ 15,729,442	$ -	$ 15,729,442		$ -
222		Uncollectible Accounts			904		$ 3,050,627	$ (1,813,988)	$ 1,236,639		$ 1,285,265	$ 1,306,126		$ 1,343,996	$ -	$ 1,343,996		$ -
223		Misc. Customer Accounts Expenses			905		$ -	$ -	$ -		$ -	$ -		$ -	$ -	$ -		$ -
224		Supervision			907		$ -	$ -	$ -		$ -	$ -		$ -	$ -	$ -		$ -
225		Customer Assistance Expenses			908		$ -	$ -	$ -		$ -	$ -		$ -	$ -	$ -		$ -
226		Informational & Instructional Advertising Exp			909		$ -	$ -	$ -		$ -	$ -		$ -	$ -	$ -		$ -
227		Misc. Customer Service & Informational Exp			910		$ -	$ -	$ -		$ -	$ -		$ -	$ -	$ -		$ -
228		Supervision			911		$ -	$ -	$ -		$ -	$ -		$ -	$ -	$ -		$ -
229		Demonstrating and Selling Expenses			912		$ 340,182	$ 28,820	$ 369,002		$ 375,992	$ 382,434		$ 423,221	$ -	$ 423,221		$ -

NMGC Exhibit ECB-3
Page 12 of 45

NEW MEXICO GAS COMPANY, INC.

NMGC Exhibit ECB-3 COS Base Adj
Base Period - 12 Months Ending March 31, 2023
Future Test Year - 12 Months Ending September 30, 2025

	A	B	C	D	E	S	T	U	V	W	X
1											
2						Intervenor Change (3)		Variance Between Adjusted Base and Test Period $	Variance Between Adjusted Base and Test Period %		
3					FERC Account	Ending 09/30/25					Rule 630 Schedule, Workpaper, or Exhibit Reference
203		Rents			881	$ 2,763,713		$ 112,467	4.2%		NMGC Exhibit ECB - 5 – Operations Expense; WP OM COS Inputs; WP 2 OM 630 Sched H1 OM Summary
204		Maintenance Supervision and Engineering			885	$ -		$ -			NMGC Exhibit ECB - 5 – Operations Expense; WP OM COS Inputs; WP 2 OM 630 Sched H1 OM Summary
205		Maintenance of Structures and Improvements			886	$ -		$ -			NMGC Exhibit ECB - 5 – Operations Expense; WP OM COS Inputs; WP 2 OM 630 Sched H1 OM Summary
206		Maintenance of Mains			887	$ 3,091,710		$ 356,951	13.1%		NMGC Exhibit ECB - 5 – Operations Expense; WP OM COS Inputs; WP 2 OM 630 Sched H1 OM Summary
207		Maintenance of Compressor Station Equipment			888	$ -		$ -			NMGC Exhibit ECB - 5 – Operations Expense; WP OM COS Inputs; WP 2 OM 630 Sched H1 OM Summary
208		Maintenance of Measuring and Regulating Station Equipment			889	$ 2,288,277		$ 263,553	13.0%		NMGC Exhibit ECB - 5 – Operations Expense; WP OM COS Inputs; WP 2 OM 630 Sched H1 OM Summary
209		Maintenance of Measuring and Regulating Station Equipment			890	$ -		$ -			NMGC Exhibit ECB - 5 – Operations Expense; WP OM COS Inputs; WP 2 OM 630 Sched H1 OM Summary
210		Maintenance of Measuring and Regulating Station Equipment			891	$ -		$ -			NMGC Exhibit ECB - 5 – Operations Expense; WP OM COS Inputs; WP 2 OM 630 Sched H1 OM Summary
211		Maintenance of Services			892	$ 2,560,720		$ 305,818	13.6%		NMGC Exhibit ECB - 5 – Operations Expense; WP OM COS Inputs; WP 2 OM 630 Sched H1 OM Summary
212		Maintenance of Meters and House Regulators			893	$ -		$ -			NMGC Exhibit ECB - 5 – Operations Expense; WP OM COS Inputs; WP 2 OM 630 Sched H1 OM Summary
213		Maintenance of Other Equipment			894	$ -		$ -			NMGC Exhibit ECB - 5 – Operations Expense; WP OM COS Inputs; WP 2 OM 630 Sched H1 OM Summary
214											
215				Total Distribution O&M		$ 37,505,932		$ 4,345,551	13.1%		Sum of Rows 191 through 214
216											
217	Customer Related O&M										
218											
219		Supervision			901	$ -		$ -			NMGC Exhibit ECB - 5 – Operations Expense; WP OM COS Inputs; WP 2 OM 630 Sched H1 OM Summary
220		Meter Reading Expenses			902	$ 1,499,792		$ 185,228	14.1%		NMGC Exhibit ECB - 5 – Operations Expense; WP OM COS Inputs; WP 2 OM 630 Sched H1 OM Summary
221		Customer Records and Collection Expenses			903	$ 15,729,442		$ 1,761,990	12.6%		NMGC Exhibit ECB - 5 – Operations Expense; WP OM COS Inputs; WP 2 OM 630 Sched H1 OM Summary
222		Uncollectible Accounts			904	$ 1,343,996		$ 107,357	8.7%		NMGC Exhibit ECB - 5 – Operations Expense; WP OM COS Inputs; WP 2 OM 630 Sched H1 OM Summary
223		Misc. Customer Accounts Expenses			905	$ -		$ -			NMGC Exhibit ECB - 5 – Operations Expense; WP OM COS Inputs; WP 2 OM 630 Sched H1 OM Summary
224		Supervision			907	$ -		$ -			NMGC Exhibit ECB - 5 – Operations Expense; WP OM COS Inputs; WP 2 OM 630 Sched H1 OM Summary
225		Customer Assistance Expenses			908	$ -		$ -			NMGC Exhibit ECB - 5 – Operations Expense; WP OM COS Inputs; WP 2 OM 630 Sched H1 OM Summary
226		Informational & Instructional Advertising Exp			909	$ -		$ -			NMGC Exhibit ECB - 5 – Operations Expense; WP OM COS Inputs; WP 2 OM 630 Sched H1 OM Summary
227		Misc. Customer Service & Informational Exp			910	$ -		$ -			NMGC Exhibit ECB - 5 – Operations Expense; WP OM COS Inputs; WP 2 OM 630 Sched H1 OM Summary
228		Supervision			911	$ -		$ -			NMGC Exhibit ECB - 5 – Operations Expense; WP OM COS Inputs; WP 2 OM 630 Sched H1 OM Summary
229		Demonstrating and Selling Expenses			912	$ 423,221		$ 54,220	14.7%		NMGC Exhibit ECB - 5 – Operations Expense; WP OM COS Inputs; WP 2 OM 630 Sched H1 OM Summary

NMGC Exhibit ECB-3
Page 13 of 45

NEW MEXICO GAS COMPANY, INC.

NMGC Exhibit ECB-3 COS Base Adj
Base Period - 12 Months Ending March 31, 2023
Future Test Year - 12 Months Ending September 30, 2025

	A	B	C	D	E	F	G	H	I	J	K	L	M	N	O	P	Q	R
1																		
2							Total Company Unadjusted Base Period	Base Period Adjustments	Total Company Adjusted Base Period		Linkage 1	Linkage 2		Future Test Year		Adjusted Future Test Year		Intervenor
3					FERC Account		Ending 03/31/23				Ending 03/31/24	Ending 09/30/24		Ending 09/30/25	Test Period Adjustments	Ending 09/30/25		Manual Adjustments (2)
230		Advertising Expenses			913		$ -	$ -	$ -		$ -	$ -		$ -	$ -	$ -		$ -
231		Misc. Sales Expenses			916		$ 445,218	$ 46,906	$ 492,124		$ 501,953	$ 510,530		$ 562,941	$ -	$ 562,941		$ -
232																		
233																		
234				Total Customer Related O&M			$ 18,232,014	$ (852,234)	$ 17,379,780		$ 17,835,814	$ 18,135,564		$ 19,559,391	$ -	$ 19,559,391		$ -
235																		
236	Administrative and General (A&G) Expense																	
237																		
238		Administrative & General Salaries			920		$ 16,121,230	$ (626,612)	$ 15,494,618		$ 16,078,673	$ 16,355,281		$ 18,197,592	$ -	$ 18,197,592		$ -
239		Administrative & General Salaries-Litigation			920		$ -	$ -	$ -		$ -	$ -		$ -	$ -	$ -		$ -
240		Office Supplies and Expenses			921		$ 1,285,181	$ (19,575)	$ 1,265,606		$ 1,315,372	$ 1,336,720		$ 1,375,477	$ -	$ 1,375,477		$ -
241		Administrative Expenses Transferred--Credit			922		$ (12,392,863)	$ 1,209,701	$ (11,183,161)		$ (11,622,898)	$ (11,811,541)		$ (12,154,006)	$ -	$ (12,154,006)		$ -
242		Outside Services Employed			923		$ 2,495,642	$ -	$ 2,495,642		$ 2,708,710	$ 2,808,297		$ 3,195,737	$ -	$ 3,195,737		$ -
243		Outside Services Employed - Litigation			923		$ -	$ -	$ -		$ -	$ -		$ -	$ -	$ -		$ -
244		Property Insurance			924		$ 361,068	$ 2,494	$ 363,562		$ 412,826	$ 429,567		$ 464,677	$ -	$ 464,677		$ -
245		Injuries and Damages			925		$ 3,831,092	$ 545,415	$ 4,376,507		$ 4,455,114	$ 4,674,765		$ 5,044,246	$ -	$ 5,044,246		$ -
246		Employee Pensions and Benefits			926		$ 13,901,156	$ (2,720,997)	$ 11,180,159		$ 10,723,641	$ 11,232,100		$ 13,059,773	$ -	$ 13,059,773		$ -
247		Franchise Requirements			927		$ -	$ -	$ -		$ -	$ -		$ -	$ -	$ -		$ -
248		Regulatory Commission Expenses(4)			928		$ 1,060,567	$ (1,060,567)	$ -		$ -	$ -		$ -	$ -	$ -		$ -
249		Duplicate Charges--Credit			929		$ -	$ -	$ -		$ -	$ -		$ -	$ -	$ -		$ -
250		General Advertising/Misc. General Expenses			930.1		$ 15,734	$ -	$ 15,734		$ 16,352	$ 16,618		$ 17,099	$ -	$ 17,099		$ -
251		General Advertising/Misc. General Expenses			930.2		$ 17,107,668	$ 22,116	$ 17,129,784		$ 17,489,963	$ 18,064,679		$ 18,742,212	$ -	$ 18,742,212		$ -
252		Rents			931		$ 635,879	$ -	$ 635,879		$ 660,882	$ 671,609		$ 691,081	$ -	$ 691,081		$ -
253		Maintenance of General Plant			932		$ -	$ -	$ -		$ -	$ -		$ -	$ -	$ -		$ -
254																		
255				Total A&G Expense			$ 44,422,354	$ (2,648,025)	$ 41,774,329		$ 42,238,636	$ 43,778,096		$ 48,633,889	$ -	$ 48,633,889		$ -
256																		
257				Total Operations and Maintenance Expense			$ 482,269,293	$ (382,536,249)	$ 99,733,044		$ 102,514,954	$ 104,663,109		$ 115,126,841	$ -	$ 115,126,841		$ -
258																		
259																		
260	**Depreciation and Amortization Expense**																	

NMGC Exhibit ECB-3
Page 14 of 45

NEW MEXICO GAS COMPANY, INC.

NMGC Exhibit ECB-3 COS Base Adj
Base Period - 12 Months Ending March 31, 2023
Future Test Year - 12 Months Ending September 30, 2025

	A	B	C	D	E	S	T	U	V	W	X
1											
2						Intervenor Change (3)		Variance Between Adjusted Base and Test Period $	Variance Between Adjusted Base and Test Period %		
3					FERC Account	Ending 09/30/25					Rule 630 Schedule, Workpaper, or Exhibit Reference
230		Advertising Expenses			913	$ -		$ -			NMGC Exhibit ECB - 5 – Operations Expense; WP OM COS Inputs; WP 2 OM 630 Sched H1 OM Summary
231		Misc. Sales Expenses			916	$ 562,941		$ 70,817	14.4%		NMGC Exhibit ECB - 5 – Operations Expense; WP OM COS Inputs; WP 2 OM 630 Sched H1 OM Summary
232											
233											
234			Total Customer Related O&M			$ 19,559,391		$ 2,179,611	12.5%		Sum of Rows 219 through 233
235											
236	Administrative and General (A&G) Expense										
237											
238		Administrative & General Salaries			920	$ 18,197,592		$ 2,702,974	17.4%		NMGC Exhibit ECB - 5 – Operations Expense; WP OM COS Inputs; WP 2 OM 630 Sched H1 OM Summary
239		Administrative & General Salaries-Litigation			920	$ -		$ -			NMGC Exhibit ECB - 5 – Operations Expense; WP OM COS Inputs; WP 2 OM 630 Sched H1 OM Summary
240		Office Supplies and Expenses			921	$ 1,375,477		$ 109,871	8.7%		NMGC Exhibit ECB - 5 – Operations Expense; WP OM COS Inputs; WP 2 OM 630 Sched H1 OM Summary
241		Administrative Expenses Transferred--Credit			922	$ (12,154,006)		$ (970,845)	8.7%		NMGC Exhibit ECB - 5 – Operations Expense; WP OM COS Inputs; WP 2 OM 630 Sched H1 OM Summary
242		Outside Services Employed			923	$ 3,195,737		$ 700,095	28.1%		NMGC Exhibit ECB - 5 – Operations Expense; WP OM COS Inputs; WP 2 OM 630 Sched H1 OM Summary
243		Outside Services Employed - Litigation			923	$ -		$ -			NMGC Exhibit ECB - 5 – Operations Expense; WP OM COS Inputs; WP 2 OM 630 Sched H1 OM Summary
244		Property Insurance			924	$ 464,677		$ 101,114	27.8%		NMGC Exhibit ECB - 5 – Operations Expense; WP OM COS Inputs; WP 2 OM 630 Sched H1 OM Summary
245		Injuries and Damages			925	$ 5,044,246		$ 667,739	15.3%		NMGC Exhibit ECB - 5 – Operations Expense; WP OM COS Inputs; WP 2 OM 630 Sched H1 OM Summary
246		Employee Pensions and Benefits			926	$ 13,059,773		$ 1,879,614	16.8%		NMGC Exhibit ECB - 5 – Operations Expense; WP OM COS Inputs; WP 2 OM 630 Sched H1 OM Summary
247		Franchise Requirements			927	$ -		$ -			NMGC Exhibit ECB - 5 – Operations Expense; WP OM COS Inputs; WP 2 OM 630 Sched H1 OM Summary
248		Regulatory Commission Expenses(4)			928	$ -		$ -			NMGC Exhibit ECB - 5 – Operations Expense; WP OM COS Inputs; WP 2 OM 630 Sched H1 OM Summary
249		Duplicate Charges--Credit			929	$ -		$ -			NMGC Exhibit ECB - 5 – Operations Expense; WP OM COS Inputs; WP 2 OM 630 Sched H1 OM Summary
250		General Advertising/Misc. General Expenses			930.1	$ 17,099		$ 1,366	8.7%		NMGC Exhibit ECB - 5 – Operations Expense; WP OM COS Inputs; WP 2 OM 630 Sched H1 OM Summary
251		General Advertising/Misc. General Expenses			930.2	$ 18,742,212		$ 1,612,428	9.4%		NMGC Exhibit ECB - 5 – Operations Expense; WP OM COS Inputs; WP 2 OM 630 Sched H1 OM Summary
252		Rents			931	$ 691,081		$ 55,203	8.7%		NMGC Exhibit ECB - 5 – Operations Expense; WP OM COS Inputs; WP 2 OM 630 Sched H1 OM Summary
253		Maintenance of General Plant			932	$ -		$ -			NMGC Exhibit ECB - 5 – Operations Expense; WP OM COS Inputs; WP 2 OM 630 Sched H1 OM Summary
254											
255			Total A&G Expense			$ 48,633,889		$ 6,859,559	16.4%		Sum of Rows 238 through 254
256											
257			Total Operations and Maintenance Expense			$ 115,126,841		$ 15,393,797	15.4%		Sum of Rows 161, 187, 215, 234, 255
258											
259											
260	**Depreciation and Amortization Expense**										

23-00255-UT-2023-09-14-NMGC-2023-Rate-Case

NMGC Exhibit ECB-3
Page 15 of 45

NEW MEXICO GAS COMPANY, INC.

NMGC Exhibit ECB-3 COS Base Adj
Base Period - 12 Months Ending March 31, 2023
Future Test Year - 12 Months Ending September 30, 2025

	A	B	C	D	E	F	G	H	I	J	K	L	M	N	O	P	Q	R
1																		
2							Total Company Unadjusted Base Period	Base Period Adjustments	Total Company Adjusted Base Period		Linkage 1	Linkage 2		Future Test Year		Adjusted Future Test Year		Intervenor
3					FERC Account		Ending 03/31/23				Ending 03/31/24	Ending 09/30/24		Ending 09/30/25	Test Period Adjustments	Ending 09/30/25		Manual Adjustments (2)
261																		
262	Transmission Depreciation and Amortization																	
263																		
264		Land And Land Rights			403		$ -	$ -	$ -		$ -	$ -		$ -	$ -	$ -		$ -
265		Right Of Way			403		$ 77,765	$ 211	$ 77,975		$ 70,456	$ 65,084		$ 65,084	$ -	$ 65,084		$ -
266		Compressor Station Structure			403		$ 26,931	$ 43	$ 26,974		$ 23,829	$ 21,582		$ 21,582	$ -	$ 21,582		$ -
267		Measuring Station Structure			403		$ 635	$ 0	$ 635		$ 633	$ 632		$ 632	$ -	$ 632		$ -
268		Other Structures			403		$ 10,822	$ 29	$ 10,851		$ 9,478	$ 8,496		$ 8,496	$ -	$ 8,496		$ -
269		Mains-Bare Steel Pipe			403		$ -	$ (0)	$ (0)		$ (0)	$ -		$ -	$ -	$ -		$ -
270		Mains-Wrapped Steel Pipe			403		$ 4,548,616	$ 111,778	$ 4,660,393		$ 4,540,892	$ 4,485,776		$ 4,822,480	$ -	$ 4,822,480		$ -
271		Mains-Other Equipment			403		$ 902	$ (902)	$ -		$ -	$ -		$ -	$ -	$ -		$ -
272		Mains-Other Equipment			403		$ 1,511,081	$ 11,929	$ 1,523,010		$ 1,480,103	$ 1,449,456		$ 1,449,456	$ -	$ 1,449,456		$ -
273		Mains - Anodes			403		$ 90,977	$ (45)	$ 90,932		$ 246,731	$ 358,016		$ 358,016	$ -	$ 358,016		$ -
274		Compressor Station Equipment			403		$ 762,370	$ 24,373	$ 786,742		$ 878,633	$ 950,880		$ 1,016,250	$ -	$ 1,016,250		$ -
275		Field Measuring & Regulation			403		$ 1,177,548	$ 60,690	$ 1,238,238		$ 1,407,983	$ 1,543,417		$ 1,691,137	$ -	$ 1,691,137		$ -
276		Other Equipment			403		$ 6,621	$ 8	$ 6,629		$ 5,989	$ 5,533		$ 5,533	$ -	$ 5,533		$ -
277																		
278																		
279				Total Transmission Depreciation and Amortization			$ 8,214,267	$ 208,113	$ 8,422,380		$ 8,664,727	$ 8,888,871		$ 9,438,666	$ -	$ 9,438,666		$ -
280																		
281	Distribution Depreciation and Amortization																	
282																		
283		Land Rights			403		$ 5,309	$ 17	$ 5,326		$ 4,781	$ 4,391		$ 4,391	$ -	$ 4,391		$ -
284		Structures & Improvement			403		$ 12,809	$ (272)	$ 12,538		$ 12,472	$ 12,425		$ 12,425	$ -	$ 12,425		$ -
285		Mains-Bare Steel Pipe			403		$ -	$ 0	$ 0		$ (91,322)	$ -		$ -	$ -	$ -		$ -
286		Mains-Wrapped Steel Pipe			403		$ 2,688,218	$ 40,352	$ 2,728,570		$ 2,710,166	$ 2,732,158		$ 2,914,126	$ -	$ 2,914,126		$ -
287		Mains-Plastic Pipe			403		$ 4,567,452	$ 167,196	$ 4,734,647		$ 5,060,295	$ 5,375,926		$ 5,841,442	$ -	$ 5,841,442		$ -
288		Mains-Cathodic Protection			403		$ 5,995	$ (8)	$ 5,987		$ 9,751	$ 12,440		$ 12,440	$ -	$ 12,440		$ -
289		Mains-Other Equipment			403		$ 257,284	$ 7,866	$ 265,150		$ 314,206	$ 375,539		$ 507,523	$ -	$ 507,523		$ -
290		Mains - Anodes			403		$ 917,420	$ 102,092	$ 1,019,512		$ 2,347,754	$ 3,327,048		$ 3,552,386	$ -	$ 3,552,386		$ -
291		Field Measuring & Regulation			403		$ 537,492	$ 83,592	$ 621,084		$ 571,961	$ 537,724		$ 548,028	$ -	$ 548,028		$ -
292		Field Measuring & Regulation			403		$ -	$ -	$ -		$ -	$ -		$ -	$ -	$ -		$ -
293		Services-Plastic Pipe			403		$ 6,927,727	$ 226,930	$ 7,154,657		$ 4,921,401	$ 3,344,481		$ 3,535,908	$ -	$ 3,535,908		$ -
294		Services-Bare Steel Pipe An			403		$ 446,654	$ 25,582	$ 472,236		$ 333,619	$ 237,801		$ 264,782	$ -	$ 264,782		$ -
295		Meters			403		$ 2,873,804	$ 149,332	$ 3,023,136		$ 3,363,496	$ 3,652,422		$ 3,861,145	$ -	$ 3,861,145		$ -
296		ERTS - AMR Meters			403		$ 1,679,103	$ 7,920	$ 1,687,024		$ 1,654,052	$ 1,638,152		$ 1,675,393	$ -	$ 1,675,393		$ -
297		House Regulators			403		$ 123,371	$ 4,720	$ 128,091		$ 141,386	$ 150,881		$ 150,881	$ -	$ 150,881		$ -
298		Industrial Measuring & Regulation			403		$ 905,986	$ (1,362)	$ 904,625		$ 805,350	$ 736,245		$ 762,657	$ -	$ 762,657		$ -
299																		
300				Total Distribution Depreciation and Amortization			$ 21,948,624	$ 813,958	$ 22,762,582		$ 22,159,367	$ 22,137,636		$ 23,643,527	$ -	$ 23,643,527		$ -
301																		
302	General and Intangible Depreciation and Amortization																	
303																		
304		Intangible Plt - Software			404		$ -	$ -	$ -		$ -	$ -		$ -	$ -	$ -		$ -
305		Intangible Plt - Software			404		$ 5	$ (5)	$ -		$ -	$ -		$ -	$ -	$ -		$ -
306		Intangible Plt - Software			404		$ 2,440,547	$ 260,850	$ 2,701,397		$ 2,976,309	$ 3,119,096		$ 5,480,661	$ -	$ 5,480,661		$ -
307		Land			403		$ -	$ -	$ -		$ -	$ -		$ -	$ -	$ -		$ -
308		Structures & Improvement			403		$ 732,170	$ 39,746	$ 771,916		$ 801,459	$ 851,907		$ 986,959	$ -	$ 986,959		$ -
309		Structures & Improvement			403		$ -	$ -	$ -		$ -	$ -		$ -	$ -	$ -		$ -

NMGC Exhibit ECB-3
Page 16 of 45

NEW MEXICO GAS COMPANY, INC.

NMGC Exhibit ECB-3 COS Base Adj
Base Period - 12 Months Ending March 31, 2023
Future Test Year - 12 Months Ending September 30, 2025

	A	B	C	D	E	S	T	U	V	W	X
1											
2						Intervenor Change (3)		Variance Between Adjusted Base and Test Period $	Variance Between Adjusted Base and Test Period %		
3					FERC Account	Ending 09/30/25					Rule 630 Schedule, Workpaper, or Exhibit Reference
261											
262	Transmission Depreciation and Amortization										
263											
264		Land And Land Rights			403	$ -		$ -			NMGC Exhibit ECB - 4 – Rate Base; WP Depreciation COS Inputs; 630 Schedule H-7b
265		Right Of Way			403	$ 65,084		$ (12,891)	-16.5%		NMGC Exhibit ECB - 4 – Rate Base; WP Depreciation COS Inputs; 630 Schedule H-7b
266		Compressor Station Structure			403	$ 21,582		$ (5,393)	-20.0%		NMGC Exhibit ECB - 4 – Rate Base; WP Depreciation COS Inputs; 630 Schedule H-7b
267		Measuring Station Structure			403	$ 632		$ (4)	-0.6%		NMGC Exhibit ECB - 4 – Rate Base; WP Depreciation COS Inputs; 630 Schedule H-7b
268		Other Structures			403	$ 8,496		$ (2,355)	-21.7%		NMGC Exhibit ECB - 4 – Rate Base; WP Depreciation COS Inputs; 630 Schedule H-7b
269		Mains-Bare Steel Pipe			403	$ -		$ 0			NMGC Exhibit ECB - 4 – Rate Base; WP Depreciation COS Inputs; 630 Schedule H-7b
270		Mains-Wrapped Steel Pipe			403	$ 4,822,480		$ 162,087	3.5%		NMGC Exhibit ECB - 4 – Rate Base; WP Depreciation COS Inputs; 630 Schedule H-7b
271		Mains-Other Equipment			403	$ -		$ -			NMGC Exhibit ECB - 4 – Rate Base; WP Depreciation COS Inputs; 630 Schedule H-7b
272		Mains-Other Equipment			403	$ 1,449,456		$ (73,554)	-4.8%		NMGC Exhibit ECB - 4 – Rate Base; WP Depreciation COS Inputs; 630 Schedule H-7b
273		Mains - Anodes			403	$ 358,016		$ 267,084	293.7%		NMGC Exhibit ECB - 4 – Rate Base; WP Depreciation COS Inputs; 630 Schedule H-7b
274		Compressor Station Equipment			403	$ 1,016,250		$ 229,508	29.2%		NMGC Exhibit ECB - 4 – Rate Base; WP Depreciation COS Inputs; 630 Schedule H-7b
275		Field Measuring & Regulation			403	$ 1,691,137		$ 452,899	36.6%		NMGC Exhibit ECB - 4 – Rate Base; WP Depreciation COS Inputs; 630 Schedule H-7b
276		Other Equipment			403	$ 5,533		$ (1,096)	-16.5%		NMGC Exhibit ECB - 4 – Rate Base; WP Depreciation COS Inputs; 630 Schedule H-7b
277											
278											
279				Total Transmission Depreciation and Amortization		$ 9,438,666		$ 1,016,286	12.1%		Sum of Rows 264 through 278
280											
281	Distribution Depreciation and Amortization										
282											
283		Land Rights			403	$ 4,391		$ (935)	-17.6%		NMGC Exhibit ECB - 4 – Rate Base; WP Depreciation COS Inputs; 630 Schedule H-7b
284		Structures & Improvement			403	$ 12,425		$ (113)	-0.9%		NMGC Exhibit ECB - 4 – Rate Base; WP Depreciation COS Inputs; 630 Schedule H-7b
285		Mains-Bare Steel Pipe			403	$ -		$ (0)			NMGC Exhibit ECB - 4 – Rate Base; WP Depreciation COS Inputs; 630 Schedule H-7b
286		Mains-Wrapped Steel Pipe			403	$ 2,914,126		$ 185,556	6.8%		NMGC Exhibit ECB - 4 – Rate Base; WP Depreciation COS Inputs; 630 Schedule H-7b
287		Mains-Plastic Pipe			403	$ 5,841,442		$ 1,106,795	23.4%		NMGC Exhibit ECB - 4 – Rate Base; WP Depreciation COS Inputs; 630 Schedule H-7b
288		Mains-Cathodic Protection			403	$ 12,440		$ 6,453	107.8%		NMGC Exhibit ECB - 4 – Rate Base; WP Depreciation COS Inputs; 630 Schedule H-7b
289		Mains-Other Equipment			403	$ 507,523		$ 242,373	91.4%		NMGC Exhibit ECB - 4 – Rate Base; WP Depreciation COS Inputs; 630 Schedule H-7b
290		Mains - Anodes			403	$ 3,552,386		$ 2,532,874	248.4%		NMGC Exhibit ECB - 4 – Rate Base; WP Depreciation COS Inputs; 630 Schedule H-7b
291		Field Measuring & Regulation			403	$ 548,028		$ (73,056)	-11.8%		NMGC Exhibit ECB - 4 – Rate Base; WP Depreciation COS Inputs; 630 Schedule H-7b
292		Field Measuring & Regulation			403	$ -		$ -			NMGC Exhibit ECB - 4 – Rate Base; WP Depreciation COS Inputs; 630 Schedule H-7b
293		Services-Plastic Pipe			403	$ 3,535,908		$ (3,618,749)	-50.6%		NMGC Exhibit ECB - 4 – Rate Base; WP Depreciation COS Inputs; 630 Schedule H-7b
294		Services-Bare Steel Pipe An			403	$ 264,782		$ (207,454)	-43.9%		NMGC Exhibit ECB - 4 – Rate Base; WP Depreciation COS Inputs; 630 Schedule H-7b
295		Meters			403	$ 3,861,145		$ 838,009	27.7%		NMGC Exhibit ECB - 4 – Rate Base; WP Depreciation COS Inputs; 630 Schedule H-7b
296		ERTS - AMR Meters			403	$ 1,675,393		$ (11,630)	-0.7%		NMGC Exhibit ECB - 4 – Rate Base; WP Depreciation COS Inputs; 630 Schedule H-7b
297		House Regulators			403	$ 150,881		$ 22,790	17.8%		NMGC Exhibit ECB - 4 – Rate Base; WP Depreciation COS Inputs; 630 Schedule H-7b
298		Industrial Measuring & Regulation			403	$ 762,657		$ (141,967)	-15.7%		NMGC Exhibit ECB - 4 – Rate Base; WP Depreciation COS Inputs; 630 Schedule H-7b
299											
300				Total Distribution Depreciation and Amortization		$ 23,643,527		$ 880,945	3.9%		Sum of Rows 283 through 298
301											
302	General and Intangible Depreciation and Amortization										
303											
304		Intangible Plt - Software			404	$ -		$ -			NMGC Exhibit ECB - 4 – Rate Base; WP Depreciation COS Inputs; 630 Schedule H-7b
305		Intangible Plt - Software			404	$ -		$ -			NMGC Exhibit ECB - 4 – Rate Base; WP Depreciation COS Inputs; 630 Schedule H-7b
306		Intangible Plt - Software			404	$ 5,480,661		$ 2,779,264	102.9%		NMGC Exhibit ECB - 4 – Rate Base; WP Depreciation COS Inputs; 630 Schedule H-7b
307		Land			403	$ -		$ -			NMGC Exhibit ECB - 4 – Rate Base; WP Depreciation COS Inputs; 630 Schedule H-7b
308		Structures & Improvement			403	$ 986,959		$ 215,043	27.9%		NMGC Exhibit ECB - 4 – Rate Base; WP Depreciation COS Inputs; 630 Schedule H-7b
309		Structures & Improvement			403	$ -		$ -			NMGC Exhibit ECB - 4 – Rate Base; WP Depreciation COS Inputs; 630 Schedule H-7b

NMGC Exhibit ECB-3
Page 17 of 45

NEW MEXICO GAS COMPANY, INC.

NMGC Exhibit ECB-3 COS Base Adj
Base Period - 12 Months Ending March 31, 2023
Future Test Year - 12 Months Ending September 30, 2025

	A	B	C	D	E	F	G	H	I	J	K	L	M	N	O	P	Q	R
1																		
2							Total Company Unadjusted Base Period	Base Period Adjustments	Total Company Adjusted Base Period		Linkage 1	Linkage 2		Future Test Year		Adjusted Future Test Year		Intervenor
3					FERC Account		Ending 03/31/23				Ending 03/31/24	Ending 09/30/24		Ending 09/30/25	Test Period Adjustments	Ending 09/30/25		Manual Adjustments (2)
310		Struct & Imprv Business Ctr			403		$ 228,107	$ (137,046)	$ 91,062		$ 54,436	$ 28,275		$ 28,275	$ -	$ 28,275		$ -
311		Struct & Imprv Los Lunas Bldg			403		$ 10,798	$ 15,632	$ 26,430		$ 12,917	$ 3,264		$ 2,017	$ -	$ 2,017		$ -
312		Struct & Imprv Rio Bravo			403		$ 32,255	$ 164,018	$ 196,273		$ -	$ -		$ -	$ -	$ -		$ -
313		Struct & Imprv Rio Rancho			403		$ 1,884	$ 6,434	$ 8,318		$ -	$ -		$ -	$ -	$ -		$ -
314		Struct & Imprv Santa Fe			403		$ -	$ -	$ -		$ -	$ -		$ -	$ -	$ -		$ -
315		Struc & Imprv SF Pymt Ctr			403		$ 1,546	$ 2,256	$ 3,801		$ 3,743	$ 3,701		$ 3,701	$ -	$ 3,701		$ -
316		Solar Structures			403		$ 122,058	$ 39,420	$ 161,478		$ 129,263	$ 106,252		$ 106,252	$ -	$ 106,252		$ -
317		Office Furniture & Equip			403		$ 223,965	$ (123,519)	$ 100,446		$ 100,475	$ 100,496		$ 100,496	$ -	$ 100,496		$ -
318		Off Furn & Equip, PC Systems			403		$ -	$ -	$ -		$ -	$ -		$ -	$ -	$ -		$ -
319		Off Furn & Equip, PCs			403		$ 1,925,505	$ 190,514	$ 2,116,019		$ 2,364,972	$ 2,539,332		$ 2,878,595	$ -	$ 2,878,595		$ -
320		Transportation Equip-Light			403		$ 416,184	$ 22,923	$ 439,107		$ 667,200	$ 843,352		$ 930,891	$ -	$ 930,891		$ -
321		Transportation Equip-Heavy			403		$ 395,331	$ (108)	$ 395,222		$ 311,300	$ 250,550		$ 263,880	$ -	$ 263,880		$ -
322		Transportation Equip-Trailer			403		$ 286,595	$ 17,123	$ 303,718		$ 244,620	$ 201,860		$ 213,494	$ -	$ 213,494		$ -
323		Transportation Equip - Medium			403		$ 279,366	$ 9,664	$ 289,031		$ 331,086	$ 364,527		$ 401,985	$ -	$ 401,985		$ -
324		Transp Equip - Special Purpos			403		$ 16,161	$ 9	$ 16,170		$ 15,808	$ 15,550		$ 15,550	$ -	$ 15,550		$ -
325		Stores Equip			403		$ 51,225	$ (26)	$ 51,200		$ 57,635	$ 61,690		$ 66,068	$ -	$ 66,068		$ -
326		Tools,Shop & Garage Equip			403		$ 999,550	$ 53,062	$ 1,052,612		$ 1,134,582	$ 1,190,108		$ 1,289,604	$ -	$ 1,289,604		$ -
327		Power Operated Equipment			403		$ 379,444	$ 2,887	$ 382,331		$ 383,482	$ 379,840		$ 402,196	$ -	$ 402,196		$ -
328		Communication Equip			403		$ 302,333	$ 10,210	$ 312,543		$ 526,691	$ 681,287		$ 697,305	$ -	$ 697,305		$ -
329		Miscellaneous Equipment			403		$ 128,714	$ (88,513)	$ 40,201		$ 135,154	$ 203,469		$ 236,153	$ -	$ 236,153		$ -
330		ARO Asset			403		$ 301	$ (0)	$ 301		$ 125	$ -		$ -	$ -	$ -		$ -
331		Transportation Equipment Depreciation Expense Capitalized			403		$ (373,752)	$ -	$ (373,752)		$ (423,932)	$ (446,326)		$ (483,572)	$ -	$ (483,572)		$ -
332																		
333				Total General and Intangible Depreciation and Amortization			$ 8,600,291	$ 485,532	$ 9,085,823		$ 9,827,327	$ 10,498,230		$ 13,620,512	$ -	$ 13,620,512		$ -
334																		
335				Total Depreciation and Amortization			$ 38,763,182	$ 1,507,603	$ 40,270,785		$ 40,651,420	$ 41,524,737		$ 46,702,705	$ -	$ 46,702,705		$ -
336																		
337		Other Depreciation and Amortization Items																
338		Accretion Expense and Regulatory Credits			411.1		$ 49,754	$ -	$ 49,754		$ 51,790	$ 53,946		$ 58,465	$ -	$ 58,465		$ -
339		Right-of-Way - Transmission (186)			404		$ 2,972,124	$ 723,789	$ 3,695,914		$ 2,772,959	$ 3,184,001		$ 3,095,953	$ -	$ 3,095,953		$ -
340		Right-of-Way - Distribution (186)			404		$ 444,912	$ (41,101)	$ 403,811		$ 386,087	$ 456,359		$ 397,213	$ -	$ 397,213		$ -
341		CIAC Amortization			403		$ (669,022)	$ -	$ (669,022)		$ (669,022)	$ (669,022)		$ (669,022)	$ -	$ (669,022)		$ -
342				Total Other Depreciation Items			$ 2,797,767	$ 682,689	$ 3,480,456		$ 2,541,813	$ 3,025,283		$ 2,882,609	$ -	$ 2,882,609		$ -
343																		
344				Total Depreciation and Amortization and Other			$ 41,560,950	$ 2,190,292	$ 43,751,241		$ 43,193,233	$ 44,550,021		$ 49,585,313	$ -	$ 49,585,313		$ -
345																		
346		**General Taxes**																
347																		
348		New Mexico Property Taxes																
349																		
350		Transmission Property Taxes																
351																		
352		Transmission Property Taxes			408		$ 2,541,439	$ (24,099)	$ 2,517,340		$ 3,548,726	$ 3,687,481		$ 3,992,666	$ -	$ 3,992,666		$ -
353																		
354				Total Transmission Property Taxes			$ 2,541,439	$ (24,099)	$ 2,517,340		$ 3,548,726	$ 3,687,481		$ 3,992,666	$ -	$ 3,992,666		$ -
355																		
356		Distribution Property Taxes																
357																		
358		Distribution Property Taxes			408		$ 3,541,579	$ (33,583)	$ 3,507,996		$ 4,911,153	$ 5,175,640		$ 5,646,475	$ -	$ 5,646,475		$ -

NMGC Exhibit ECB-3
Page 18 of 45

NEW MEXICO GAS COMPANY, INC.

NMGC Exhibit ECB-3 COS Base Adj
Base Period - 12 Months Ending March 31, 2023
Future Test Year - 12 Months Ending September 30, 2025

	A	B	C	D	E	S	T	U	V	W	X
1											
2						Intervenor Change (3)		Variance Between Adjusted Base and Test Period $	Variance Between Adjusted Base and Test Period %		
3					FERC Account	Ending 09/30/25					Rule 630 Schedule, Workpaper, or Exhibit Reference
310		Struct & Imprv Business Ctr			403	$ 28,275		$ (62,787)	-69.0%		NMGC Exhibit ECB - 4 – Rate Base; WP Depreciation COS Inputs; 630 Schedule H-7b
311		Struct & Imprv Los Lunas Bldg			403	$ 2,017		$ (24,413)	-92.4%		NMGC Exhibit ECB - 4 – Rate Base; WP Depreciation COS Inputs; 630 Schedule H-7b
312		Struct & Imprv Rio Bravo			403	$ -		$ (196,273)			NMGC Exhibit ECB - 4 – Rate Base; WP Depreciation COS Inputs; 630 Schedule H-7b
313		Struct & Imprv Rio Rancho			403	$ -		$ (8,318)			NMGC Exhibit ECB - 4 – Rate Base; WP Depreciation COS Inputs; 630 Schedule H-7b
314		Struct & Imprv Santa Fe			403	$ -		$ -			NMGC Exhibit ECB - 4 – Rate Base; WP Depreciation COS Inputs; 630 Schedule H-7b
315		Struc & Imprv SF Pymt Ctr			403	$ 3,701		$ (100)	-2.6%		NMGC Exhibit ECB - 4 – Rate Base; WP Depreciation COS Inputs; 630 Schedule H-7b
316		Solar Structures			403	$ 106,252		$ (55,225)	-34.2%		NMGC Exhibit ECB - 4 – Rate Base; WP Depreciation COS Inputs; 630 Schedule H-7b
317		Office Furniture & Equip			403	$ 100,496		$ 50	0.0%		NMGC Exhibit ECB - 4 – Rate Base; WP Depreciation COS Inputs; 630 Schedule H-7b
318		Off Furn & Equip, PC Systems			403	$ -		$ -			NMGC Exhibit ECB - 4 – Rate Base; WP Depreciation COS Inputs; 630 Schedule H-7b
319		Off Furn & Equip, PCs			403	$ 2,878,595		$ 762,576	36.0%		NMGC Exhibit ECB - 4 – Rate Base; WP Depreciation COS Inputs; 630 Schedule H-7b
320		Transportation Equip-Light			403	$ 930,891		$ 491,784	112.0%		NMGC Exhibit ECB - 4 – Rate Base; WP Depreciation COS Inputs; 630 Schedule H-7b
321		Transportation Equip-Heavy			403	$ 263,880		$ (131,342)	-33.2%		NMGC Exhibit ECB - 4 – Rate Base; WP Depreciation COS Inputs; 630 Schedule H-7b
322		Transportation Equip-Trailer			403	$ 213,494		$ (90,223)	-29.7%		NMGC Exhibit ECB - 4 – Rate Base; WP Depreciation COS Inputs; 630 Schedule H-7b
323		Transportation Equip - Medium			403	$ 401,985		$ 112,955	39.1%		NMGC Exhibit ECB - 4 – Rate Base; WP Depreciation COS Inputs; 630 Schedule H-7b
324		Transp Equip - Special Purpos			403	$ 15,550		$ (619)	-3.8%		NMGC Exhibit ECB - 4 – Rate Base; WP Depreciation COS Inputs; 630 Schedule H-7b
325		Stores Equip			403	$ 66,068		$ 14,868	29.0%		NMGC Exhibit ECB - 4 – Rate Base; WP Depreciation COS Inputs; 630 Schedule H-7b
326		Tools,Shop & Garage Equip			403	$ 1,289,604		$ 236,992	22.5%		NMGC Exhibit ECB - 4 – Rate Base; WP Depreciation COS Inputs; 630 Schedule H-7b
327		Power Operated Equipment			403	$ 402,196		$ 19,865	5.2%		NMGC Exhibit ECB - 4 – Rate Base; WP Depreciation COS Inputs; 630 Schedule H-7b
328		Communication Equip			403	$ 697,305		$ 384,762	123.1%		NMGC Exhibit ECB - 4 – Rate Base; WP Depreciation COS Inputs; 630 Schedule H-7b
329		Miscellaneous Equipment			403	$ 236,153		$ 195,952	487.4%		NMGC Exhibit ECB - 4 – Rate Base; WP Depreciation COS Inputs; 630 Schedule H-7b
330		ARO Asset			403	$ -		$ (301)			NMGC Exhibit ECB - 4 – Rate Base; WP Depreciation COS Inputs; 630 Schedule H-7b
331		Transportation Equipment Depreciation Expense Capitalized			403	$ (483,572)		$ (109,820)	29.4%		NMGC Exhibit ECB - 4 – Rate Base; WP Depreciation COS Inputs; 630 Schedule H-7b
332											
333				Total General and Intangible Depreciation and Amortization		$ 13,620,512		$ 4,534,688	49.9%		Sum of Rows 304 through 331
334											
335				Total Depreciation and Amortization		$ 46,702,705		$ 6,431,919	16.0%		Sum of Rows 279, 300, 333
336											
337		Other Depreciation and Amortization Items									
338		Accretion Expense and Regulatory Credits			411.1	$ 58,465		$ 8,711	17.5%		NMGC Exhibit ECB - 4 – Rate Base; WP Depreciation COS Inputs; 630 Schedule H-7b
339		Right-of-Way - Transmission (186)			404	$ 3,095,953		$ (599,961)	-16.2%		NMGC Exhibit ECB - 4 – Rate Base; WP Depreciation COS Inputs; 630 Schedule H-7b
340		Right-of-Way - Distribution (186)			404	$ 397,213		$ (6,598)	-1.6%		NMGC Exhibit ECB - 4 – Rate Base; WP Depreciation COS Inputs; 630 Schedule H-7b
341		CIAC Amortization			403	$ (669,022)		$ -	0.0%		NMGC Exhibit ECB - 4 – Rate Base; WP Depreciation COS Inputs; 630 Schedule H-7b
342				Total Other Depreciation Items		$ 2,882,609		$ (597,847)	-17.2%		Sum of Rows 338 through 341
343											
344					Total Depreciation and Amortization and Other	$ 49,585,313		$ 5,834,072	13.3%		Sum of Rows 335, 342
345											
346		**General Taxes**									
347											
348		New Mexico Property Taxes									
349											
350		Transmission Property Taxes									
351											
352		Transmission Property Taxes			408	$ 3,992,666		$ 1,475,325	58.6%		NMGC Exhibit ECB - 5 – Operations Expense; WP Gen Tax COS Inputs
353											
354				Total Transmission Property Taxes		$ 3,992,666		$ 1,475,325	58.6%		Sum of Row 352
355											
356		Distribution Property Taxes									
357											
358		Distribution Property Taxes			408	$ 5,646,475		$ 2,138,479	61.0%		NMGC Exhibit ECB - 5 – Operations Expense; WP Gen Tax COS Inputs

NMGC Exhibit ECB-3
Page 19 of 45

NEW MEXICO GAS COMPANY, INC.

NMGC Exhibit ECB-3 COS Base Adj
Base Period - 12 Months Ending March 31, 2023
Future Test Year - 12 Months Ending September 30, 2025

	A	B	C	D	E	F	G	H	I	J	K	L	M	N	O	P	Q	R
1																		
2							Total Company Unadjusted Base Period	Base Period Adjustments	Total Company Adjusted Base Period		Linkage 1	Linkage 2		Future Test Year		Adjusted Future Test Year		Intervenor
3					FERC Account		Ending 03/31/23				Ending 03/31/24	Ending 09/30/24		Ending 09/30/25	Test Period Adjustments	Ending 09/30/25		Manual Adjustments (2)
359																		
360				Total Distribution Property Taxes			$ 3,541,579	$ (33,583)	$ 3,507,996		$ 4,911,153	$ 5,175,640		$ 5,646,475	$ -	$ 5,646,475		$ -
361																		
362		General Property Taxes																
363																		
364		General Plant Property Taxes			408		$ 863,665	$ (8,190)	$ 855,475		$ 660,702	$ 703,487		$ 773,112	$ -	$ 773,112		$ -
365																		
366				Total General Property Taxes			$ 863,665	$ (8,190)	$ 855,475		$ 660,702	$ 703,487		$ 773,112	$ -	$ 773,112		$ -
367																		
368				Total New Mexico Property Taxes			$ 6,946,684	$ (65,872)	$ 6,880,812		$ 9,120,580	$ 9,566,608		$ 10,412,253	$ -	$ 10,412,253		$ -
369																		
370																		
371																		
372																		
373	**Payroll Taxes**																	
374				Total Payroll Taxes			$ 4,377,755	$ (369,650)	$ 4,008,104		$ 4,047,335	$ 4,116,945		$ 4,579,139	$ -	$ 4,579,139		$ -
375																		
376	Other Taxes																	
377																		
378		Native American Property Taxes			408		$ 3,238,546	$ 152,561	$ 3,391,107		$ 2,333,454	$ 2,447,568		$ 2,663,921	$ -	$ 2,663,921		$ -
379		Native American Rights-of-Way Taxes			408		$ 34,460	$ -	$ 34,460		$ 34,460	$ 34,460		$ 34,460	$ -	$ 34,460		$ -
380		Federal Pipeline Taxes			408		$ 582,688	$ 8,017	$ 590,704		$ 597,301	$ 601,962		$ 609,351	$ -	$ 609,351		$ -
381		Federal Excise Taxes			408		$ 9,382	$ -	$ 9,382		$ 9,486	$ 9,560		$ 9,678	$ -	$ 9,678		$ -
382		Other General Taxes			408		$ 22,753	$ (22,753)	$ -		$ -	$ -		$ -	$ -	$ -		$ -
383		Regulatory Commission Fees (I&S)			408		$ 2,175,143	$ (2,175,143)	$ -		$ -	$ -		$ -	$ -	$ -		$ -
384																		
385				Total Other Taxes			$ 6,062,971	$ (2,037,318)	$ 4,025,653		$ 2,974,700	$ 3,093,550		$ 3,317,410	$ -	$ 3,317,410		$ -
386																		
387				Total General Taxes			$ 17,387,410	$ (2,472,841)	$ 14,914,569		$ 16,142,615	$ 16,777,103		$ 18,308,802	$ -	$ 18,308,802		$ -
388																		
389																		
390	**Other Allowable Expenses (Returns)**																	
391																		
392		Interest on Customer Deposits			431		$ 58,967	$ -	$ 58,967		$ 58,967	$ 58,967		$ 58,967	$ -	$ 58,967		$ -
393		IMP Regulatory Asset Amortization			404		$ 16,026	$ -	$ 16,026		$ 64,103	$ 64,103		$ 8,013	$ -	$ 8,013		$ -
394		COVID Regulatory Asset Amortization			407.3		$ -	$ -	$ -		$ -	$ -		$ 1,436,006	$ -	$ 1,436,006		$ -
395		Hansen CIS Regulatory Asset Amortization			923		$ -	$ -	$ -		$ -	$ -		$ 159,842	$ -	$ 159,842		$ -
396		Legal Regulatory Liability			930.2		$ -	$ -	$ -		$ -	$ -		$ (637,833)	$ -	$ (637,833)		$ -
397		Rights-of-Way - Transmission (242)			404		$ 71,605	$ -	$ 71,605		$ 47,632	$ 32,128		$ (0)	$ -	$ (0)		$ -
398		Rights-of-Way - Distribution (242)			404		$ 48,625	$ -	$ 48,625		$ 43,023	$ 40,090		$ 31,023	$ -	$ 31,023		$ -
399		Amortization of Existing Rate Case Expenses (4)			928		$ -	$ 1,060,567	$ 1,060,567		$ 1,274,899	$ 1,274,899		$ 159,363	$ -	$ 159,363		$ -
400		Amortization of 2023 Rate Case Expenses (4)			928		$ -	$ -	$ -		$ -	$ -		$ 1,151,750	$ -	$ 1,151,750		$ -
401				Total Other Allowable Expenses			$ 195,223	$ 1,060,567	$ 1,255,790		$ 1,488,623	$ 1,470,186		$ 2,367,131	$ -	$ 2,367,131		$ -
402																		
403																		
404				Total Operating Expenses (Excl Income and Revenue Related Taxes)			$ 541,412,875	$ (381,758,231)	$ 159,654,644		$ 163,339,426	$ 167,460,419		$ 185,388,087	$ -	$ 185,388,087		$ -
405																		
406																		
407		Total Net Original Cost Rate Base					$ 845,252,481	$ (31,066,143)	$ 814,186,338		$ 879,804,358	$ 908,794,835		$ 984,588,009	$ (12,007,207)	$ 972,580,802		$ -

NMGC Exhibit ECB-3
Page 20 of 45

NEW MEXICO GAS COMPANY, INC.

NMGC Exhibit ECB-3 COS Base Adj
Base Period - 12 Months Ending March 31, 2023
Future Test Year - 12 Months Ending September 30, 2025

	A	B	C	D	E	S	T	U	V	W	X
1											
2						Intervenor Change (3)		Variance Between Adjusted Base	Variance Between Adjusted Base		
3					FERC Account	Ending 09/30/25		and Test Period $	and Test Period %		Rule 630 Schedule, Workpaper, or Exhibit Reference
359											
360				Total Distribution Property Taxes		$ 5,646,475		$ 2,138,479	61.0%		Sum of Row 358
361											
362		General Property Taxes									
363											
364		General Plant Property Taxes			408	$ 773,112		$ (82,364)	-9.6%		NMGC Exhibit ECB - 5 – Operations Expense; WP Gen Tax COS Inputs
365											
366				Total General Property Taxes		$ 773,112		$ (82,364)	-9.6%		Sum of Row 364
367											
368				Total New Mexico Property Taxes		$ 10,412,253		$ 3,531,441	51.3%		Sum of Rows 354, 360,366
369											
370											
371											
372											
373	**Payroll Taxes**										
374				Total Payroll Taxes		$ 4,579,139		$ 571,035	14.2%		NMGC Exhibit ECB - 5 – Operations Expense; WP Gen Tax COS Inputs
375											
376	Other Taxes										
377											
378		Native American Property Taxes			408	$ 2,663,921		$ (727,186)	-21.4%		NMGC Exhibit ECB - 5 – Operations Expense; WP Gen Tax COS Inputs
379		Native American Rights-of-Way Taxes			408	$ 34,460		$ -	0.0%		NMGC Exhibit ECB - 5 – Operations Expense; WP Gen Tax COS Inputs
380		Federal Pipeline Taxes			408	$ 609,351		$ 18,647	3.2%		NMGC Exhibit ECB - 5 – Operations Expense; WP Gen Tax COS Inputs
381		Federal Excise Taxes			408	$ 9,678		$ 296	3.2%		NMGC Exhibit ECB - 5 – Operations Expense; WP Gen Tax COS Inputs
382		Other General Taxes			408	$ -		$ -			NMGC Exhibit ECB - 5 – Operations Expense; WP Gen Tax COS Inputs
383		Regulatory Commission Fees (I&S)			408	$ -		$ -			NMGC Exhibit ECB - 5 – Operations Expense; WP Gen Tax COS Inputs
384											
385				Total Other Taxes		$ 3,317,410		$ (708,243)	-17.6%		Sum of Rows 378 - 384
386											
387				Total General Taxes		$ 18,308,802		$ 3,394,233	22.8%		Sum of Rows 368, 374, 385
388											
389											
390	**Other Allowable Expenses (Returns)**										
391											
392		Interest on Customer Deposits			431	$ 58,967		$ -	0.0%		NMGC Exhibit ECB - 4 – Rate Base; WP Other RB COS Inputs
393		IMP Regulatory Asset Amortization			404	$ 8,013		$ (8,013)	-50.0%		NMGC Exhibit ECB - 4 – Rate Base; WP Other RB COS Inputs
394		COVID Regulatory Asset Amortization			407.3	$ 1,436,006		$ 1,436,006			NMGC Exhibit ECB - 4 – Rate Base; WP Other RB COS Inputs
395		Hansen CIS Regulatory Asset Amortization			923	$ 159,842		$ 159,842			NMGC Exhibit ECB - 4 – Rate Base; WP Other RB COS Inputs
396		Legal Regulatory Liability			930.2	$ (637,833)		$ (637,833)			NMGC Exhibit ECB - 4 – Rate Base; WP Other RB COS Inputs
397		Rights-of-Way - Transmission (242)			404	$ (0)		$ (71,605)	-100.0%		NMGC Exhibit ECB - 4 – Rate Base; WP Other RB COS Inputs
398		Rights-of-Way - Distribution (242)			404	$ 31,023		$ (17,602)	-36.2%		NMGC Exhibit ECB - 4 – Rate Base; WP Other RB COS Inputs
399		Amortization of Existing Rate Case Expenses (4)			928	$ 159,363		$ (901,204)	-85.0%		NMGC Exhibit ECB - 4 – Rate Base; WP Other RB COS Inputs
400		Amortization of 2023 Rate Case Expenses (4)			928	$ 1,151,750		$ 1,151,750			NMGC Exhibit ECB - 4 – Rate Base; WP Other RB COS Inputs
401				Total Other Allowable Expenses		$ 2,367,131		$ 1,111,341	88.5%		Sum of Rows 392 through 400
402											
403											
404				Total Operating Expenses (Excl Income and Revenue Related Taxes)		$ 185,388,087		$ 25,733,443	16.1%		Sum of Rows 257, 344, 387, 401
405											
406											
407		Total Net Original Cost Rate Base				$ 972,580,802		$ 158,394,464	19.5%		Row 139

NMGC Exhibit ECB-3
Page 21 of 45

NEW MEXICO GAS COMPANY, INC.

NMGC Exhibit ECB-3 COS Base Adj
Base Period - 12 Months Ending March 31, 2023
Future Test Year - 12 Months Ending September 30, 2025

	A	B	C	D	E	F	G	H	I	J	K	L	M	N	O	P	Q	R
1																		
2							Total Company Unadjusted Base Period	Base Period Adjustments	Total Company Adjusted Base Period		Linkage 1	Linkage 2		Future Test Year	Test Period Adjustments	Adjusted Future Test Year		Intervenor
3					FERC Account		Ending 03/31/23				Ending 03/31/24	Ending 09/30/24		Ending 09/30/25		Ending 09/30/25		Manual Adjustments (2)
408		Weighted Average Cost of Capital					6.39%	6.39%	6.39%		6.40%	6.68%		7.38%	7.38%	7.38%		7.38%
409		Return on Rate Base					$ 54,011,634	$ (1,985,127)	$ 52,026,507		$ 56,307,479	$ 60,707,495		$ 72,640,480	$ (885,862)	$ 71,754,618		$ -
410																		
411		Debt Only Return Adjustment (Case 12-00264-UT)					$ (50,193)	$ (539)	$ (50,732)		$ (49,493)	$ (44,544)		$ (51,520)	$ (608)	$ (52,128)		$ -
412		Net Return on Rate Base					$ 53,961,441	$ (1,985,665)	$ 51,975,775		$ 56,257,986	$ 60,662,950		$ 72,588,960	$ (886,470)	$ 71,702,489		$ -
413																		
414	**Federal Income Tax**																	
415		Return Adjustments																
416		Interest on Long Term Debt					$ (12,090,000)	$ -	$ (12,090,000)		$ (15,318,333)	$ (18,050,000)		$ (21,718,000)	$ -	$ (21,718,000)		
417																		
418		Tax/Book Adjustments																
419																		
420		Non-Deductible Meals & Entertainment					$ 53,112	$ -	$ 53,112		$ 178,687	$ 180,127		$ 185,352	$ -	$ 185,352		
421		Non-Deductible Club Dues					$ 17,745	$ (17,745)	$ -		$ -	$ -		$ -	$ -	$ -		
422		Non-Deductible Political Contributions					$ 73,847	$ (73,847)	$ -		$ -	$ -		$ -	$ -	$ -		
423		Non-Deductible Lobbying Expense					$ (57,948)	$ 57,948	$ -		$ -	$ -		$ 12,000	$ (12,000)	$ -		
424		Placeholder					$ -	$ -	$ -		$ -	$ -		$ -		$ -		
425		Non-Deductible Fines and Penalties					$ (84,219)	$ 84,219	$ -		$ -	$ -		$ -	$ -	$ -		
426		Solar Investment Tax Credit Depreciation & Amortization					$ 117,693	$ -	$ 117,693		$ 14,658	$ 11,349		$ 8,917	$ -	$ 8,917		
427		AFUDC Equity/ AFUDC Equity-Depreciation					$ (429,340)	$ 505,525	$ 76,185		$ 81,782	$ 93,648		$ (2,443,522)	$ 2,550,232	$ 106,710		
428				Total Tax/Book Adjustments			$ (309,110)	$ 556,100	$ 246,990		$ 275,127	$ 285,124		$ (2,237,253)	$ 2,538,232	$ 300,979		$ -
429																		
430				Total Return Adjustments			$ (12,399,110)	$ 556,100	$ (11,843,010)		$ (15,043,206)	$ (17,764,876)		$ (23,955,253)	$ 2,538,232	$ (21,417,021)		$ -
431																		
432				Net Taxable Income			$ 41,562,330	$ (1,429,565)	$ 40,132,765		$ 41,214,780	$ 42,898,074		$ 48,633,707	$ 1,651,762	$ 50,285,468		$ -
433				Federal Tax Factor (21%/(1-21%))			26.6%	26.6%	26.6%		26.6%	26.6%		26.6%	26.6%	26.6%		26.6%
434				Federal Income Tax			$ 11,048,214	$ (380,011)	$ 10,668,203		$ 10,955,828	$ 11,403,286		$ 12,927,947	$ 439,076	$ 13,367,023		$ -
435		Add:		Amortization of Excess Deferred Federal Income Taxes			$ (706,666)	$ -	$ (706,666)		$ (207,333)	$ (253,706)		$ (619,425)	$ -	$ (619,425)		
436				Amortization of Investment Tax Credits					$ -		$ (39,241)	$ (39,276)		$ (39,292)	$ -	$ (39,292)		
437				Net Allowable Federal Income Tax			$ 10,341,549	$ (380,011)	$ 9,961,538		$ 10,709,254	$ 11,110,304		$ 12,269,230	$ 439,076	$ 12,708,306		$ -
438																		
439																		
440	**State Income Tax**																	
441																		
442		Return on Rate Base					$ 53,961,441	$ (1,985,665)	$ 51,975,775		$ 56,257,986	$ 60,662,950		$ 72,588,960	$ (886,470)	$ 71,702,489		$ -
443		Total Return Adjustments					$ (12,399,110)	$ 556,100	$ (11,843,010)		$ (15,043,206)	$ (17,764,876)		$ (23,955,253)	$ 2,538,232	$ (21,417,021)		$ -
444		Net Allowable Federal Income Tax					$ 10,341,549	$ (380,011)	$ 9,961,538		$ 10,709,254	$ 11,110,304		$ 12,269,230	$ 439,076	$ 12,708,306		$ -
445				State Taxable Income			$ 51,903,879	$ (1,809,576)	$ 50,094,303		$ 51,924,034	$ 54,008,378		$ 60,902,936	$ 2,090,837	$ 62,993,774		$ -
446				State Tax Factor (5.57%/(1-5.57%))			5.90%	5.90%	5.90%		5.90%	5.90%		5.90%	5.90%	5.90%		5.90%
447				State Income Tax			$ 3,061,576	$ (106,739)	$ 2,954,837		$ 3,062,765	$ 3,185,711		$ 3,592,390	$ 123,329	$ 3,715,719		$ -
448		Add:		Amortization of Excess Deferred State Income Taxes			$ (54,648)	$ -	$ (54,648)		$ (39,981)	$ (39,981)		$ (39,981)	$ -	$ (39,981)		
449																		
450				Net Allowable State Income Tax			$ 3,006,928	$ (106,739)	$ 2,900,189		$ 3,022,784	$ 3,145,730		$ 3,552,409	$ 123,329	$ 3,675,738		$ -
451																		
452	**Revenue Credits**																	
453																		
454		Discounted On-System Transportation			489		$ (4,177,423)	$ -	$ (4,177,423)		$ (3,665,314)	$ (3,713,765)		$ (3,806,196)	$ -	$ (3,806,196)		$ -
455		Miscellaneous Transportation Revenue			489		$ (6,250)	$ -	$ (6,250)		$ (6,250)	$ (6,250)		$ (6,250)	$ -	$ (6,250)		$ -
456		Late Payment Charges			488		$ (615,346)	$ 288,610	$ (326,736)		$ (326,736)	$ (326,736)		$ (326,736)	$ -	$ (326,736)		$ -

NMGC Exhibit ECB-3
Page 22 of 45

NEW MEXICO GAS COMPANY, INC.

NMGC Exhibit ECB-3 COS Base Adj
Base Period - 12 Months Ending March 31, 2023
Future Test Year - 12 Months Ending September 30, 2025

	A	B	C	D	E	S	T	U	V	W	X
1											
2						Intervenor Change (3)		Variance Between Adjusted Base and Test Period $	Variance Between Adjusted Base and Test Period %		
3					FERC Account	Ending 09/30/25					Rule 630 Schedule, Workpaper, or Exhibit Reference
408		Weighted Average Cost of Capital				7.38%		0.99%	15.5%		630 Schedule A5 - Base; 630 Schedules A5
409		Return on Rate Base				$ 71,754,618		$ 19,728,111	37.9%		Row 407 x 408
410											
411		Debt Only Return Adjustment (Case 12-00264-UT)				$ (52,128)		$ (1,396)	2.8%		NMGC Exhibit ECB - 4 – Rate Base; WP Plant 7 Williams
412		Net Return on Rate Base				$ 71,702,489		$ 19,726,714	38.0%		Sum of 409, 411
413											
414	**Federal Income Tax**										
415		Return Adjustments									
416		Interest on Long Term Debt				$ (21,718,000)		$ (9,628,000)	79.6%		630 Schedules G-3
417											
418		Tax/Book Adjustments									
419											
420		Non-Deductible Meals & Entertainment				$ 185,352		$ 132,240	249.0%		630 Schedules H-9 and H-10; NMGC Witness Avellan
421		Non-Deductible Club Dues				$ -		$ -			630 Schedules H-9 and H-10; NMGC Witness Avellan
422		Non-Deductible Political Contributions				$ -		$ -			630 Schedules H-9 and H-10; NMGC Witness Avellan
423		Non-Deductible Lobbying Expense				$ -		$ -			630 Schedules H-9 and H-10; NMGC Witness Avellan
424		Placeholder				$ -		$ -			630 Schedules H-9 and H-10; NMGC Witness Avellan
425		Non-Deductible Fines and Penalties				$ -		$ -			630 Schedules H-9 and H-10; NMGC Witness Avellan
426		Solar Investment Tax Credit Depreciation & Amortization				$ 8,917		$ (108,776)	-92.4%		630 Schedules H-9 and H-10; NMGC Witness Avellan
427		AFUDC Equity/ AFUDC Equity-Depreciation				$ 106,710		$ 30,525	40.1%		630 Schedules H-9 and H-10; NMGC Witness Avellan
428				Total Tax/Book Adjustments		$ 300,979		$ 53,989	21.9%		Sum of Rows 420 through 427
429											
430				Total Return Adjustments		$ (21,417,021)		$ (9,574,011)	80.8%		Sum of Rows 416, 428
431											
432				Net Taxable Income		$ 50,285,468		$ 10,152,703	25.3%		Sum of Rows 412, 430
433				Federal Tax Factor (21%/(1-21%))		26.6%			0.0%		(21%/(1-21%))
434				Federal Income Tax		$ 13,367,023		$ 2,698,820	25.3%		Row 432 x Row 433
435		Add:		Amortization of Excess Deferred Federal Income Taxes		$ (619,425)		$ 87,240	-12.3%		630 Schedule H-9; NMGC Witness Avellan
436				Amortization of Investment Tax Credits		$ (39,292)		$ (39,292)			630 Schedule H-9; NMGC Witness Avellan
437				Net Allowable Federal Income Tax		$ 12,708,306		$ 2,746,768	27.6%		Sum of Rows 434 - 436
438											
439											
440	**State Income Tax**										
441											
442		Return on Rate Base				$ 71,702,489		$ 19,726,714	38.0%		Row 412
443		Total Return Adjustments				$ (21,417,021)		$ (9,574,011)	80.8%		Row 430
444		Net Allowable Federal Income Tax				$ 12,708,306		$ 2,746,768	27.6%		Row 437
445				State Taxable Income		$ 62,993,774		$ 12,899,471	25.8%		Sum of Rows 442 through 444
446				State Tax Factor (5.57%/(1-5.57%))		5.90%			0.0%		(5.57%/(1-5.57%))
447				State Income Tax		$ 3,715,719		$ 760,882	25.8%		Row 445 x Row 446
448		Add:		Amortization of Excess Deferred State Income Taxes		$ (39,981)		$ 14,667	-26.8%		630 Schedule H-9; NMGC Witness Avellan
449											
450				Net Allowable State Income Tax		$ 3,675,738		$ 775,549	26.7%		Sum of Rows 447, 448
451											
452	**Revenue Credits**										
453											
454		Discounted On-System Transportation			489	$ (3,806,196)		$ 371,227	-8.9%		630 Schedule I-2
455		Miscellaneous Transportation Revenue			489	$ (6,250)		$ -	0.0%		630 Schedule I-2
456		Late Payment Charges			488	$ (326,736)		$ 0	0.0%		630 Schedule I-2

NMGC Exhibit ECB-3
Page 23 of 45

NEW MEXICO GAS COMPANY, INC.

NMGC Exhibit ECB-3 COS Base Adj
Base Period - 12 Months Ending March 31, 2023
Future Test Year - 12 Months Ending September 30, 2025

	A	B	C	D	E	F	G	H	I	J	K	L	M	N	O	P	Q	R
1																		
2							Total Company Unadjusted Base Period	Base Period Adjustments	Total Company Adjusted Base Period		Linkage 1	Linkage 2		Future Test Year		Adjusted Future Test Year		Intervenor
3					FERC Account		Ending 03/31/23				Ending 03/31/24	Ending 09/30/24		Ending 09/30/25	Test Period Adjustments	Ending 09/30/25		Manual Adjustments (2)
457		Miscellaneous Service Revenues			488		$ (4,790,091)	$ (654,166)	$ (5,444,257)		$ (5,444,257)	$ (5,444,257)		$ (5,444,257)	$ -	$ (5,444,257)		$ -
458		Covid-19/IMP Regulatory Asset			493		$ (3,580,894)	$ 3,580,894	$ -		$ -	$ -		$ -	$ -	$ -		$ -
459		Other Operating Revenues			493		$ (758,570)	$ -	$ (758,570)		$ (726,214)	$ (569,834)		$ (79,144)	$ -	$ (79,144)		$ -
460																		
461				Total Revenue Credits			$ (13,928,574)	$ 3,215,338	$ (10,713,236)		$ (10,168,770)	$ (10,060,841)		$ (9,662,582)	$ -	$ (9,662,582)		$ -
462																		
463																		
464		**Summary**																
465																		
466		Return on Rate Base					$ 53,961,441	$ (1,985,665)	$ 51,975,775		$ 56,257,986	$ 60,662,950		$ 72,588,960	$ (886,470)	$ 71,702,489		$ -
467		Total Operating Expenses (Excl Income and Revenue Related Taxes)					$ 541,412,875	$ (381,758,231)	$ 159,654,644		$ 163,339,426	$ 167,460,419		$ 185,388,087	$ -	$ 185,388,087		$ -
468		Net Allowable Federal Income Tax					$ 10,341,549	$ (380,011)	$ 9,961,538		$ 10,709,254	$ 11,110,304		$ 12,269,230	$ 439,076	$ 12,708,306		$ -
469		Net Allowable State Income Tax					$ 3,006,928	$ (106,739)	$ 2,900,189		$ 3,022,784	$ 3,145,730		$ 3,552,409	$ 123,329	$ 3,675,738		$ -
470		Revenue Credits					$ (13,928,574)	$ 3,215,338	$ (10,713,236)		$ (10,168,770)	$ (10,060,841)		$ (9,662,582)	$ -	$ (9,662,582)		$ -
471				Total Revenue Requirement Before Revenue Tax			$ 594,794,219	$ (381,015,308)	$ 213,778,911		$ 223,160,680	$ 232,318,563		$ 264,136,103	$ (324,066)	$ 263,812,038		$ -
472																		
473				Revenue Tax Factor (I&S Fee) (0.506%/(1-0.506%))			0.51%	0.51%	0.51%		0.51%	0.51%		0.51%	0.51%	0.51%		0.51%
474				Revenue Tax			$ 3,024,965	$ (1,937,742)	$ 1,087,223		$ 1,134,936	$ 1,181,510		$ 1,343,326	$ (1,648)	$ 1,341,678		$ -
475																		
476		**Cost of Service Revenue Requirement**					**$ 186,342,610**	**$ 28,523,523**	**$ 214,866,133**		**$ 224,295,616**	**$ 233,500,073**		**$ 265,479,429**	**$ (325,714)**	**$ 265,153,715**		**$ -**
477																		
478																		
479		Expected FTY Revenue at Existing Rates														$ 216,179,733		
480		Revenue Deficiency														$ (48,973,982)		
481																		
482																		
483		**Notes**																
484		(1) Other Gas Supply expenses are included as part of the Cost of Service Revenue Requirement. These expenses are mostly fuel-related labor expenses.																
485																		
486		(2) Parties should not change the shaded light blue cells in Fuel-related Expenses because it is not																
487		a function of the Cost of Service Revenue Requirement and the Intervenor-adjustment total will																
488		not function properly.																
489																		
490		(3) Parties can change the WACC calculation for the Future Test Year in the "630 Schedule A-5.4																
491		Test" tab, table called "Intervenor WACC Change - Future Test Year"																
492		(4) All rate case related expenses are shown separately under Other Allowable Expenses (Returns) section of this workpaper.																

NMGC Exhibit ECB-3
Page 24 of 45

NEW MEXICO GAS COMPANY, INC.

NMGC Exhibit ECB-3 COS Base Adj
Base Period - 12 Months Ending March 31, 2023
Future Test Year - 12 Months Ending September 30, 2025

	A	B	C	D	E	S	T	U	V	W	X
1											
2						Intervenor Change (3)		Variance Between Adjusted Base and Test Period $	Variance Between Adjusted Base and Test Period %		
3					FERC Account	Ending 09/30/25					Rule 630 Schedule, Workpaper, or Exhibit Reference
457		Miscellaneous Service Revenues			488	$ (5,444,257)		$ 0	0.0%		630 Schedule I-2
458		Covid-19/IMP Regulatory Asset			493	$ -		$ -			630 Schedule I-2
459		Other Operating Revenues			493	$ (79,144)		$ 679,426	-89.6%		630 Schedule I-2
460											
461			Total Revenue Credits			$ (9,662,582)		$ 1,050,654	-9.8%		Sum of Rows 454 through 459
462											
463											
464	**Summary**										
465											
466		Return on Rate Base				$ 71,702,489		$ 19,726,714	38.0%		Row 412
467		Total Operating Expenses (Excl Income and Revenue Related Taxes)				$ 185,388,087		$ 25,733,443	16.1%		Row 404
468		Net Allowable Federal Income Tax				$ 12,708,306		$ 2,746,768	27.6%		Row 437
469		Net Allowable State Income Tax				$ 3,675,738		$ 775,549	26.7%		Row 450
470		Revenue Credits				$ (9,662,582)		$ 1,050,654	-9.8%		Row 461
471			Total Revenue Requirement Before Revenue Tax			$ 263,812,038		$ 50,033,127	23.4%		Sum of Rows 466 through 470
472											
473			Revenue Tax Factor (I&S Fee) (0.506%/(1-0.506%))			0.51%					(0.506%/(1-0.506%))
474			Revenue Tax			$ 1,341,678		$ 254,455	23.4%		Row 471 x Row 473
475											
476	**Cost of Service Revenue Requirement**					**$ 265,153,715**		**$ 50,287,582**	**23.4%**		Sum of Rows 471, 474, 158 minus row 161 (Adjusts for Gas Costs in Base Period)
477											
478											
479		Expected FTY Revenue at Existing Rates				$ 216,179,733					Billing Determinants and Revenue, NMGC Witness Lyons
480		Revenue Deficiency				$ (48,973,982)					Row 479 minus Row 476
481											
482											
483		**Notes**									
484		(1) Other Gas Supply expenses are included as part of the Cost of Service Revenue Requiremer These expenses are mostly fuel-related labor expenses.									
485											
486		(2) Parties should not change the shaded light blue cells in Fuel-related Expenses because it is									
487		a function of the Cost of Service Revenue Requirement and the Intervenor-adjustment total wi									
488		not function properly.									
489											
490		(3) Parties can change the WACC calculation for the Future Test Year in the "630 Schedule A-5.									
491		Test" tab, table called "Intervenor WACC Change - Future Test Year"									
492		(4) All rate case related expenses are shown separately under Other Allowable Expenses (Returns) section of this workpaper.									

NMGC Exhibit ECB-3
Page 25 of 45

NEW MEXICO GAS COMPANY, INC.

NMGC Exhibit ECB-3 COS Base Adj
Base Period - 12 Months Ending March 31, 2023
Future Test Year - 12 Months Ending September 30, 2025

	A	B	C	D	E	F	G	H	I	J	K	L	M	N	O	P	Q
1							New Mexico Gas Company Filing				Intervenor Changes				Variance from Filing		
2							Future Test Year	Test Period Adjustments	Adjusted Future Test Year		Future Test Year	Test Period Adjustments	Adjusted Future Test Year		Future Test Year	Test Period Adjustments	Adjusted Future Test Year
3					FERC Account		Ending 09/30/25		Ending 09/30/25		Ending 09/30/25		Ending 09/30/25		Ending 09/30/25		Ending 09/30/25
4																	
5	**Rate Base**																
6																	
7	**Net Plant**																
8																	
9	Net Transmission Plant																
10																	
11		Land And Land Rights			101/106 - 365.1		$ 4,900,936	$ -	$ 4,900,936		$ 4,900,936	$ -	$ 4,900,936		$ -	$ -	$ -
12		Right Of Way			101/106 - 365.2		$ 3,434,727	$ 32,542	$ 3,467,269		$ 3,434,727	$ 32,542	$ 3,467,269		$ -	$ -	$ -
13		Compressor Station Structure			101/106 - 366.1		$ 697,400	$ 10,791	$ 708,190		$ 697,400	$ 10,791	$ 708,190		$ -	$ -	$ -
14		Measuring Station Structure			101/106 - 366.2		$ 10,869	$ 316	$ 11,184		$ 10,869	$ 316	$ 11,184		$ -	$ -	$ -
15		Other Structures			101/106 - 366.3		$ 219,545	$ 4,248	$ 223,794		$ 219,545	$ 4,248	$ 223,794		$ -	$ -	$ -
16		Mains-Bare Steel Pipe			101/106 - 367.0		$ (13,668)	$ -	$ (13,668)		$ (13,668)	$ -	$ (13,668)		$ -	$ -	$ -
17		Mains-Wrapped Steel Pipe			101/106 - 367.1		$ 234,130,760	$ (8,308,012)	$ 225,822,748		$ 234,130,760	$ (8,308,012)	$ 225,822,748		$ -	$ -	$ -
18		Mains-Other Equipment			101/106 - 367.2		$ 109,136	$ -	$ 109,136		$ 109,136	$ -	$ 109,136		$ -	$ -	$ -
19		Mains-Other Equipment			101/106 - 367.3		$ 26,715,804	$ 724,728	$ 27,440,532		$ 26,715,804	$ 724,728	$ 27,440,532		$ -	$ -	$ -
20		Mains - Anodes			101/106 - 367.4		$ 372,364	$ 179,008	$ 551,372		$ 372,364	$ 179,008	$ 551,372		$ -	$ -	$ -
21		Compressor Station Equipment			101/106 - 368.0		$ 38,495,070	$ (1,165,919)	$ 37,329,152		$ 38,495,070	$ (1,165,919)	$ 37,329,152		$ -	$ -	$ -
22		Field Measuring & Regulation			101/106 - 369.0		$ 70,216,255	$ (2,775,783)	$ 67,440,472		$ 70,216,255	$ (2,775,783)	$ 67,440,472		$ -	$ -	$ -
23		Other Equipment			101/106 - 371.0		$ 42,964	$ 2,766	$ 45,730		$ 42,964	$ 2,766	$ 45,730		$ -	$ -	$ -
24																	
25				Total Net Transmission Plant			$ 379,332,162	$ (11,295,315)	$ 368,036,847		**$ 379,332,162**	**$ (11,295,315)**	**$ 368,036,847**		**$ -**	**$ -**	**$ -**
26																	
27	Net Distribution Plant																
28																	
29		Land			101/106 - 374.1		$ 1,473,513	$ -	$ 1,473,513		$ 1,473,513	$ -	$ 1,473,513		$ -	$ -	$ -
30		Land Rights			101/106 - 374.2		$ 218,002	$ 2,195	$ 220,197		$ 218,002	$ 2,195	$ 220,197		$ -	$ -	$ -
31		Structures & Improvement			101/106 - 375		$ 415,730	$ 6,212	$ 421,942		$ 415,730	$ 6,212	$ 421,942		$ -	$ -	$ -
32		Mains-Bare Steel Pipe			101/106 - 376		$ -	$ -	$ -		$ -	$ -	$ -		$ -	$ -	$ -
33		Mains-Wrapped Steel Pipe			101/106 - 376.1		$ 74,613,379	$ (3,468,670)	$ 71,144,709		$ 74,613,379	$ (3,468,670)	$ 71,144,709		$ -	$ -	$ -
34		Mains-Plastic Pipe			101/106 - 376.2		$ 233,616,893	$ (10,518,574)	$ 223,098,318		$ 233,616,893	$ (10,518,574)	$ 223,098,318		$ -	$ -	$ -
35		Mains-Cathodic Protection			101/106 - 376.3		$ 92,598	$ 6,220	$ 98,818		$ 92,598	$ 6,220	$ 98,818		$ -	$ -	$ -
36		Mains-Other Equipment			101/106 - 376.4		$ 15,498,955	$ (1,814,541)	$ 13,684,414		$ 15,498,955	$ (1,814,541)	$ 13,684,414		$ -	$ -	$ -
37		Mains - Anodes			101/106 - 376.5		$ 11,503,023	$ 916,808	$ 12,419,831		$ 11,503,023	$ 916,808	$ 12,419,831		$ -	$ -	$ -
38		Compressor Station Equipment			101/106 - 377		$ -	$ -	$ -		$ -	$ -	$ -		$ -	$ -	$ -
39		Field Measuring & Regulation			101/106 - 378		$ 14,615,735	$ 41,563	$ 14,657,298		$ 14,615,735	$ 41,563	$ 14,657,298		$ -	$ -	$ -
40		Field Measuring & Regulation			101/106 - 379		$ 2,099,654	$ 41,031	$ 2,140,685		$ 2,099,654	$ 41,031	$ 2,140,685		$ -	$ -	$ -
41		Services-Plastic Pipe			101/106 - 380		$ 61,932,773	$ (4,979,343)	$ 56,953,430		$ 61,932,773	$ (4,979,343)	$ 56,953,430		$ -	$ -	$ -
42		Services-Bare Steel Pipe An			101/106 - 380.1		$ 17,385,250	$ (984,513)	$ 16,400,737		$ 17,385,250	$ (984,513)	$ 16,400,737		$ -	$ -	$ -
43		Meters			101/106 - 381		$ 74,958,488	$ (1,344,843)	$ 73,613,645		$ 74,958,488	$ (1,344,843)	$ 73,613,645		$ -	$ -	$ -
44		ERTS - AMR Meters			101/106 - 381.1		$ 12,928,549	$ 474,791	$ 13,403,340		$ 12,928,549	$ 474,791	$ 13,403,340		$ -	$ -	$ -
45		House Regulators			101/106 - 383		$ 4,000,413	$ 75,441	$ 4,075,854		$ 4,000,413	$ 75,441	$ 4,075,854		$ -	$ -	$ -
46		Industrial Measuring & Regulation			101/106 - 385		$ 15,824,980	$ (124,801)	$ 15,700,179		$ 15,824,980	$ (124,801)	$ 15,700,179		$ -	$ -	$ -
47																	
48				Total Net Distribution Plant			$ 541,177,937	$ (21,671,024)	$ 519,506,913		**$ 541,177,937**	**$ (21,671,024)**	**$ 519,506,913**		**$ -**	**$ -**	**$ -**

NMGC Exhibit ECB-3
Page 26 of 45

Sponsored by NMGC Witness Erik C. Buchanan

Intervenor Change Summary

NEW MEXICO GAS COMPANY, INC.

NMGC Exhibit ECB-3 COS Base Adj
Base Period - 12 Months Ending March 31, 2023
Future Test Year - 12 Months Ending September 30, 2025

	A	B	C	D	E	F	G	H	I	J	K	L	M	N	O	P	Q
1							New Mexico Gas Company Filing				Intervenor Changes				Variance from Filing		
2							Future Test Year	Test Period Adjustments	Adjusted Future Test Year		Future Test Year	Test Period Adjustments	Adjusted Future Test Year		Future Test Year	Test Period Adjustments	Adjusted Future Test Year
3					FERC Account		Ending 09/30/25		Ending 09/30/25		Ending 09/30/25		Ending 09/30/25		Ending 09/30/25		Ending 09/30/25
49																	
50	Net General and Intangible Plant																
51																	
52		Intangible Plt - Software			101/106 - 303.1		$ -	$ -	$ -		$ -	$ -	$ -		$ -	$ -	$ -
53		Intangible Plt - Software			101/106 - 303.2		$ -	$ -	$ -		$ -	$ -	$ -		$ -	$ -	$ -
54		Intangible Plt - Software			101/106 - 303.3		$ 66,213,150	$ (4,997,637)	$ 61,215,513		$ 66,213,150	$ (4,997,637)	$ 61,215,513		$ -	$ -	$ -
55		Land			101/106 - 389		$ 5,251,377	$ -	$ 5,251,377		$ 5,251,377	$ -	$ 5,251,377		$ -	$ -	$ -
56		Structures & Improvement			101/106 - 390		$ 42,193,505	$ (3,859,701)	$ 38,333,805		$ 42,193,505	$ (3,859,701)	$ 38,333,805		$ -	$ -	$ -
57		Structures & Improvement			101/106 - 390.1		$ -	$ -	$ -		$ -	$ -	$ -		$ -	$ -	$ -
58		Structures & Improvement			101/106 - 390.2		$ -	$ -	$ -		$ -	$ -	$ -		$ -	$ -	$ -
59		Struct & Imprv Business Ctr			101/106 - 390.3		$ 627,701	$ 14,137	$ 641,838		$ 627,701	$ 14,137	$ 641,838		$ -	$ -	$ -
60		Struct & Imprv Los Lunas Bldg			101/106 - 390.4		$ -	$ 655	$ 655		$ -	$ 655	$ 655		$ -	$ -	$ -
61		Struct & Imprv Rio Bravo			101/106 - 390.5		$ -	$ -	$ -		$ -	$ -	$ -		$ -	$ -	$ -
62		Struct & Imprv Rio Rancho			101/106 - 390.6		$ -	$ -	$ -		$ -	$ -	$ -		$ -	$ -	$ -
63		Struct & Imprv Santa Fe			101/106 - 390.7		$ -	$ -	$ -		$ -	$ -	$ -		$ -	$ -	$ -
64		Struc & Imprv SF Pymt Ctr			101/106 - 390.8		$ 2,812	$ 1,851	$ 4,663		$ 2,812	$ 1,851	$ 4,663		$ -	$ -	$ -
65		Solar Structures			101/106 - 390.9		$ 2,792,106	$ 53,126	$ 2,845,232		$ 2,792,106	$ 53,126	$ 2,845,232		$ -	$ -	$ -
66		Office Furniture & Equip			101/106 - 391		$ 808,275	$ 50,248	$ 858,524		$ 808,275	$ 50,248	$ 858,524		$ -	$ -	$ -
67		Off Furn & Equip, PC Systems			101/106 - 391.1		$ -	$ -	$ -		$ -	$ -	$ -		$ -	$ -	$ -
68		Off Furn & Equip, PCs			101/106 - 391.2		$ 5,172,608	$ 815,599	$ 5,988,207		$ 5,172,608	$ 815,599	$ 5,988,207		$ -	$ -	$ -
69		Transportation Equip-Light			101/106 - 392		$ 10,668,563	$ (610,359)	$ 10,058,203		$ 10,668,563	$ (610,359)	$ 10,058,203		$ -	$ -	$ -
70		Transportation Equip-Heavy			101/106 - 392.1		$ 1,935,769	$ (41,008)	$ 1,894,761		$ 1,935,769	$ (41,008)	$ 1,894,761		$ -	$ -	$ -
71		Transportation Equip-Trailer			101/106 - 392.2		$ 2,454,055	$ (27,681)	$ 2,426,373		$ 2,454,055	$ (27,681)	$ 2,426,373		$ -	$ -	$ -
72		Transportation Equip - Medium			101/106 - 392.3		$ 6,449,408	$ (337,341)	$ 6,112,067		$ 6,449,408	$ (337,341)	$ 6,112,067		$ -	$ -	$ -
73		Transp Equip - Special Purpos			101/106 - 392.4		$ 104,203	$ 7,775	$ 111,978		$ 104,203	$ 7,775	$ 111,978		$ -	$ -	$ -
74		Stores Equip			101/106 - 393		$ 471,372	$ (3,371)	$ 468,000		$ 471,372	$ (3,371)	$ 468,000		$ -	$ -	$ -
75		Tools,Shop & Garage Equip			101/106 - 394		$ 13,792,569	$ (205,675)	$ 13,586,895		$ 13,792,569	$ (205,675)	$ 13,586,895		$ -	$ -	$ -
76		Power Operated Equipment			101/106 - 396		$ 5,327,182	$ (94,368)	$ 5,232,815		$ 5,327,182	$ (94,368)	$ 5,232,815		$ -	$ -	$ -
77		Communication Equip			101/106 - 397		$ 1,099,299	$ 325,551	$ 1,424,850		$ 1,099,299	$ 325,551	$ 1,424,850		$ -	$ -	$ -
78		Miscellaneous Equipment			101/106 - 398		$ 2,609,317	$ (17,896)	$ 2,591,421		$ 2,609,317	$ (17,896)	$ 2,591,421		$ -	$ -	$ -
79		ARO Asset			101/106 - 399.1		$ 3,712	$ -	$ 3,712		$ 3,712	$ -	$ 3,712		$ -	$ -	$ -
80																	
81				Total Net General and Intangible Plant			$ 167,976,982	$ (8,926,093)	$ 159,050,889		**$ 167,976,982**	**$ (8,926,093)**	**$ 159,050,889**		**$ -**	**$ -**	**$ -**
82																	
83				Total Net Plant			$ 1,088,487,081	$ (41,892,432)	$ 1,046,594,649		**$ 1,088,487,081**	**$ (41,892,432)**	**$ 1,046,594,649**		**$ -**	**$ -**	**$ -**
84																	
85																	
86	**Accumulated Deferred Income Taxes**																
87																	
88																	
89		Deferred Tax Assets			190		$ 31,163,393	$ (245,070)	$ 30,918,323		$ 31,163,393	$ (245,070)	$ 30,918,323		$ -	$ -	$ -
90		Deferred Tax Liabilities - Other Property			282		$ (137,425,224)	$ 1,080,967	$ (136,344,258)		$ (137,425,224)	$ 1,080,967	$ (136,344,258)		$ -	$ -	$ -
91		Deferred Tax Liabilities - Other			283		$ (25,146,855)	$ 27,255,822	$ 2,108,968		$ (25,146,855)	$ 27,255,822	$ 2,108,968		$ -	$ -	$ -
92																	
93																	
94				Total Accumulated Deferred Income Taxes			$ (131,408,686)	$ 28,091,719	$ (103,316,967)		**$ (131,408,686)**	**$ 28,091,719**	**$ (103,316,967)**		**$ -**	**$ -**	**$ -**

NMGC Exhibit ECB-3
Page 27 of 45

Sponsored by NMGC Witness Erik C. Buchanan

Intervenor Change Summary

NEW MEXICO GAS COMPANY, INC.

NMGC Exhibit ECB-3 COS Base Adj
Base Period - 12 Months Ending March 31, 2023
Future Test Year - 12 Months Ending September 30, 2025

	A	B	C	D	E	F	G	H	I	J	K	L	M	N	O	P	Q
1							New Mexico Gas Company Filing				Intervenor Changes				Variance from Filing		
2							Future Test Year	Test Period Adjustments	Adjusted Future Test Year		Future Test Year	Test Period Adjustments	Adjusted Future Test Year		Future Test Year	Test Period Adjustments	Adjusted Future Test Year
3					FERC Account		Ending 09/30/25		Ending 09/30/25		Ending 09/30/25		Ending 09/30/25		Ending 09/30/25		Ending 09/30/25
95																	
96																	
97	**Regulatory Assets and Liabilities**																
98																	
99		Existing Rate Case Expenses			182.3		$ 159,363	$ 79,681	$ 239,044		$ 159,363	$ 79,681	$ 239,044		$ -	$ -	$ -
100		IMP Regulatory Asset			182.3		$ 8,013	$ 4,006	$ 12,019		$ 8,013	$ 4,006	$ 12,019		$ -	$ -	$ -
101		COVID Regulatory Asset			182.3		$ 4,308,018	$ 718,003	$ 5,026,021		$ 4,308,018	$ 718,003	$ 5,026,021		$ -	$ -	$ -
102		Hansen CIS Regulatory Asset			182.3		$ 2,113,979	$ 79,921	$ 2,193,900		$ 2,113,979	$ 79,921	$ 2,193,900		$ -	$ -	$ -
103		Legal Regulatory Liability			253		$ (637,833)	$ (318,917)	$ (956,750)		$ (637,833)	$ (318,917)	$ (956,750)		$ -	$ -	$ -
104		Income Tax Regulatory Liability			254		$ (26,581,705)	$ (185,102)	$ (26,766,807)		$ (26,581,705)	$ (185,102)	$ (26,766,807)		$ -	$ -	$ -
105																	
106				Total Regulatory Assets and Liabilities			$ (20,630,166)	$ 377,593	$ (20,252,573)		**$ (20,630,166)**	**$ 377,593**	**$ (20,252,573)**		**$ -**	**$ -**	**$ -**
107																	
108																	
109	**Other Rate Base Items**																
110																	
111		Customer Deposits			235		$ (8,410,430)	$ -	$ (8,410,430)		$ (8,410,430)	$ -	$ (8,410,430)		$ -	$ -	$ -
112		Injuries and Damages Reserve			228		$ (1,598,396)	$ -	$ (1,598,396)		$ (1,598,396)	$ -	$ (1,598,396)		$ -	$ -	$ -
113		Non-Refundable CIAC			108.03		$ (1,226,541)	$ (306,635)	$ (1,533,177)		$ (1,226,541)	$ (306,635)	$ (1,533,177)		$ -	$ -	$ -
114		RWIP			108		$ -	$ -	$ -		$ -	$ -	$ -		$ -	$ -	$ -
115		CWIP - Transmission			107		$ -	$ -	$ -		$ -	$ -	$ -		$ -	$ -	$ -
116		CWIP - Distribution			107		$ -	$ -	$ -		$ -	$ -	$ -		$ -	$ -	$ -
117		CWIP - General			107		$ -	$ -	$ -		$ -	$ -	$ -		$ -	$ -	$ -
118		ARO - General			230		$ (747,132)	$ 29,574	$ (717,558)		$ (747,132)	$ 29,574	$ (717,558)		$ -	$ -	$ -
119		Right-of-Way - Transmission			186		$ 41,790,530	$ 1,532,194	$ 43,322,724		$ 41,790,530	$ 1,532,194	$ 43,322,724		$ -	$ -	$ -
120		Right-of-Way - Distribution			186		$ 2,560,321	$ 151,684	$ 2,712,004		$ 2,560,321	$ 151,684	$ 2,712,004		$ -	$ -	$ -
121		Right-of-Way - Transmission			242		$ 0	$ (0)	$ 0		$ 0	$ (0)	$ 0		$ -	$ -	$ -
122		Right-of-Way - Distribution			242		$ (371,713)	$ 15,512	$ (356,201)		$ (371,713)	$ 15,512	$ (356,201)		$ -	$ -	$ -
123		2023 Rate Case Expense			186		$ 1,151,750	$ 575,875	$ 1,727,625		$ 1,151,750	$ 575,875	$ 1,727,625		$ -	$ -	$ -
124																	
125																	
126				Total Other Rate Base Items			$ 33,148,389	$ 1,998,203	$ 35,146,592		**$ 33,148,389**	**$ 1,998,203**	**$ 35,146,592**		**$ -**	**$ -**	**$ -**
127																	
128																	
129	**Working Capital**																
130																	
131		Natural Gas Storage			164		$ 4,888,044	$ (594,665)	$ 4,293,379		$ 4,888,044	$ (594,665)	$ 4,293,379		$ -	$ -	$ -
132		Materials and Supplies			154		$ 4,593,635	$ -	$ 4,593,635		$ 4,593,635	$ -	$ 4,593,635		$ -	$ -	$ -
133		Prepayments			165		$ 4,178,477	$ -	$ 4,178,477		$ 4,178,477	$ -	$ 4,178,477		$ -	$ -	$ -
134		Cash Working Capital					$ 1,331,235	$ 12,375	$ 1,343,610		$ 1,331,235	$ 12,375	$ 1,343,610		$ (0)	$ 0	$ (0)
135																	
136				Total Working Capital			$ 14,991,391	$ (582,290)	$ 14,409,101		$ 14,991,391	$ (582,290)	$ 14,409,101		$ (0)	$ -	$ (0)
137																	

NEW MEXICO GAS COMPANY, INC.

NMGC Exhibit ECB-3 COS Base Adj
Base Period - 12 Months Ending March 31, 2023
Future Test Year - 12 Months Ending September 30, 2025

	A	B	C	D	E	F	G	H	I	J	K	L	M	N	O	P	Q
1							New Mexico Gas Company Filing				Intervenor Changes				Variance from Filing		
2							Future Test Year	Test Period Adjustments	Adjusted Future Test Year		Future Test Year	Test Period Adjustments	Adjusted Future Test Year		Future Test Year	Test Period Adjustments	Adjusted Future Test Year
3					FERC Account		Ending 09/30/25		Ending 09/30/25		Ending 09/30/25		Ending 09/30/25		Ending 09/30/25		Ending 09/30/25
138																	
139				Total Net Original Cost Rate Base			$ 984,588,009	$ (12,007,207)	$ 972,580,802		**$ 984,588,009**	**$ (12,007,207)**	**$ 972,580,802**		**$ (0)**	**$ -**	**$ (0)**
140																	
141																	
142	**Operations and Maintenance Expense**																
143																	
144	Fuel Related Expenses																
145																	
146		Natural Gas Wellhead Purchases			800		$ -	$ -	$ -		$ -	$ -	$ -		$ -	$ -	$ -
147		Natural Gas Field Line Purchases			801		$ -	$ -	$ -		$ -	$ -	$ -		$ -	$ -	$ -
148		Natural Gas Gasoline Plant Outlet Purchases			802		$ -	$ -	$ -		$ -	$ -	$ -		$ -	$ -	$ -
149		Natural Gas Transmission Line Purchases			803		$ -	$ -	$ -		$ -	$ -	$ -		$ -	$ -	$ -
150		Natural Gas City Gate Purchases			804		$ -	$ -	$ -		$ -	$ -	$ -		$ -	$ -	$ -
151		Other Gas Purchases			805		$ -	$ -	$ -		$ -	$ -	$ -		$ -	$ -	$ -
152		Exchange Gas			806		$ -	$ -	$ -		$ -	$ -	$ -		$ -	$ -	$ -
153		Gas Withdrawn From Storage - Debit			808		$ -	$ -	$ -		$ -	$ -	$ -		$ -	$ -	$ -
154		Gas Delivered to Storage - Credit			808		$ -	$ -	$ -		$ -	$ -	$ -		$ -	$ -	$ -
155		Gas Used for Compressor Station Fuel			810		$ -	$ -	$ -		$ -	$ -	$ -		$ -	$ -	$ -
156		Gas Used For Products Extraction			811		$ -	$ -	$ -		$ -	$ -	$ -		$ -	$ -	$ -
157		Gas Used For Other Utility Operations			812		$ -	$ -	$ -		$ -	$ -	$ -		$ -	$ -	$ -
158		Other Gas Supply Expenses (1)			813		$ 1,608,585	$ -	$ 1,608,585		$ 1,608,585	$ -	$ 1,608,585		$ -	$ -	$ -
159		Rents - Underground Storage			826		$ -	$ -	$ -		$ -	$ -	$ -		$ -	$ -	$ -
160																	
161				Total Fuel Related Expenses			$ 1,608,585	$ -	$ 1,608,585		**$ 1,608,585**	**$ -**	**$ 1,608,585**		**$ -**	**$ -**	**$ -**
162																	
163																	
164	O&M																
165																	
166	Transmission O&M																
167																	
168		Operation Supervision and Engineering			850		$ 879,327	$ -	$ 879,327		$ 879,327	$ -	$ 879,327		$ -	$ -	$ -
169		System Control and Load Dispatching			851		$ 1,656,724	$ -	$ 1,656,724		$ 1,656,724	$ -	$ 1,656,724		$ -	$ -	$ -
170		Communication System Expenses			852		$ -	$ -	$ -		$ -	$ -	$ -		$ -	$ -	$ -
171		Compressor Station Labor and Expenses			853		$ 138,122	$ -	$ 138,122		$ 138,122	$ -	$ 138,122		$ -	$ -	$ -
172		Gas for Compressor Station Fuel			854		$ -	$ -	$ -		$ -	$ -	$ -		$ -	$ -	$ -
173		Other Fuel and Power for Compressor Stations			855		$ -	$ -	$ -		$ -	$ -	$ -		$ -	$ -	$ -
174		Mains Expenses			856		$ 2,886,411	$ -	$ 2,886,411		$ 2,886,411	$ -	$ 2,886,411		$ -	$ -	$ -
175		Measuring and Regulating Station Expenses			857		$ 189,337	$ -	$ 189,337		$ 189,337	$ -	$ 189,337		$ -	$ -	$ -
176		Transmission and Compression of Gas by Others			858		$ -	$ -	$ -		$ -	$ -	$ -		$ -	$ -	$ -
177		Other Expenses			859		$ 340,411	$ -	$ 340,411		$ 340,411	$ -	$ 340,411		$ -	$ -	$ -
178		Rents			860		$ 240,551	$ -	$ 240,551		$ 240,551	$ -	$ 240,551		$ -	$ -	$ -
179		Maintenance Supervision and Engineering			861		$ -	$ -	$ -		$ -	$ -	$ -		$ -	$ -	$ -
180		Maintenance of Structures and Improvements			862		$ -	$ -	$ -		$ -	$ -	$ -		$ -	$ -	$ -
181		Maintenance of Mains			863		$ 231,554	$ -	$ 231,554		$ 231,554	$ -	$ 231,554		$ -	$ -	$ -
182		Maintenance of Compressor Station Equipment			864		$ 947,579	$ -	$ 947,579		$ 947,579	$ -	$ 947,579		$ -	$ -	$ -
183		Maintenance of Measuring and Regulating Station Equi			865		$ 309,028	$ -	$ 309,028		$ 309,028	$ -	$ 309,028		$ -	$ -	$ -

NMGC Exhibit ECB-3
Page 29 of 45

NEW MEXICO GAS COMPANY, INC.

NMGC Exhibit ECB-3 COS Base Adj
Base Period - 12 Months Ending March 31, 2023
Future Test Year - 12 Months Ending September 30, 2025

	A	B	C	D	E	F	G	H	I	J	K	L	M	N	O	P	Q
1							New Mexico Gas Company Filing				Intervenor Changes				Variance from Filing		
2							Future Test Year	Test Period Adjustments	Adjusted Future Test Year		Future Test Year	Test Period Adjustments	Adjusted Future Test Year		Future Test Year	Test Period Adjustments	Adjusted Future Test Year
3					FERC Account		Ending 09/30/25		Ending 09/30/25		Ending 09/30/25		Ending 09/30/25		Ending 09/30/25		Ending 09/30/25
184		Maintenance of Communication Equipment			866		$ -	$ -	$ -		$ -	$ -	$ -		$ -	$ -	$ -
185		Maintenance of Other Equipment			867		$ -	$ -	$ -		$ -	$ -	$ -		$ -	$ -	$ -
186																	
187			Total Transmission O&M				$ 7,819,044	$ -	$ 7,819,044		**$ 7,819,044**	**$ -**	**$ 7,819,044**		**$ -**	**$ -**	**$ -**
188																	
189	Distribution O&M																
190																	
191		Operation Supervision and Engineering			870		$ 4,989,949	$ -	$ 4,989,949		$ 4,989,949	$ -	$ 4,989,949		$ -	$ -	$ -
192		Distribution Load Dispatching			871		$ -	$ -	$ -		$ -	$ -	$ -		$ -	$ -	$ -
193		Compressor Station Labor and Expenses			872		$ -	$ -	$ -		$ -	$ -	$ -		$ -	$ -	$ -
194		Compressor Station Fuel and Power			873		$ -	$ -	$ -		$ -	$ -	$ -		$ -	$ -	$ -
195		Mains and Services Expenses			874		$ 3,708,777	$ -	$ 3,708,777		$ 3,708,777	$ -	$ 3,708,777		$ -	$ -	$ -
196		Measuring and Regulating Station Expenses			875		$ 1,523,500	$ -	$ 1,523,500		$ 1,523,500	$ -	$ 1,523,500		$ -	$ -	$ -
197		Measuring and Regulating Station Expenses			876		$ -	$ -	$ -		$ -	$ -	$ -		$ -	$ -	$ -
198		Measuring and Regulating Station Expenses			877		$ -	$ -	$ -		$ -	$ -	$ -		$ -	$ -	$ -
199		Meter and House Regulator Expenses			878		$ 10,969,547	$ -	$ 10,969,547		$ 10,969,547	$ -	$ 10,969,547		$ -	$ -	$ -
200		Meter and House Regulator Capitalized			878.4		$ -	$ -	$ -		$ -	$ -	$ -		$ -	$ -	$ -
201		Customer Installations Expenses			879		$ 388,049	$ -	$ 388,049		$ 388,049	$ -	$ 388,049		$ -	$ -	$ -
202		Other Expenses			880		$ 5,221,692	$ -	$ 5,221,692		$ 5,221,692	$ -	$ 5,221,692		$ -	$ -	$ -
203		Rents			881		$ 2,763,713	$ -	$ 2,763,713		$ 2,763,713	$ -	$ 2,763,713		$ -	$ -	$ -
204		Maintenance Supervision and Engineering			885		$ -	$ -	$ -		$ -	$ -	$ -		$ -	$ -	$ -
205		Maintenance of Structures and Improvements			886		$ -	$ -	$ -		$ -	$ -	$ -		$ -	$ -	$ -
206		Maintenance of Mains			887		$ 3,091,710	$ -	$ 3,091,710		$ 3,091,710	$ -	$ 3,091,710		$ -	$ -	$ -
207		Maintenance of Compressor Station Equipment			888		$ -	$ -	$ -		$ -	$ -	$ -		$ -	$ -	$ -
208		Maintenance of Measuring and Regulating Station Equi			889		$ 2,288,277	$ -	$ 2,288,277		$ 2,288,277	$ -	$ 2,288,277		$ -	$ -	$ -
209		Maintenance of Measuring and Regulating Station Equi			890		$ -	$ -	$ -		$ -	$ -	$ -		$ -	$ -	$ -
210		Maintenance of Measuring and Regulating Station Equi			891		$ -	$ -	$ -		$ -	$ -	$ -		$ -	$ -	$ -
211		Maintenance of Services			892		$ 2,560,720	$ -	$ 2,560,720		$ 2,560,720	$ -	$ 2,560,720		$ -	$ -	$ -
212		Maintenance of Meters and House Regulators			893		$ -	$ -	$ -		$ -	$ -	$ -		$ -	$ -	$ -
213		Maintenance of Other Equipment			894		$ -	$ -	$ -		$ -	$ -	$ -		$ -	$ -	$ -
214																	
215			Total Distribution O&M				$ 37,505,932	$ -	$ 37,505,932		**$ 37,505,932**	**$ -**	**$ 37,505,932**		**$ -**	**$ -**	**$ -**
216																	
217	Customer Related O&M																
218																	
219		Supervision			901		$ -	$ -	$ -		$ -	$ -	$ -		$ -	$ -	$ -
220		Meter Reading Expenses			902		$ 1,499,792	$ -	$ 1,499,792		$ 1,499,792	$ -	$ 1,499,792		$ -	$ -	$ -
221		Customer Records and Collection Expenses			903		$ 15,729,442	$ -	$ 15,729,442		$ 15,729,442	$ -	$ 15,729,442		$ -	$ -	$ -
222		Uncollectible Accounts			904		$ 1,343,996	$ -	$ 1,343,996		$ 1,343,996	$ -	$ 1,343,996		$ -	$ -	$ -
223		Misc. Customer Accounts Expenses			905		$ -	$ -	$ -		$ -	$ -	$ -		$ -	$ -	$ -
224		Supervision			907		$ -	$ -	$ -		$ -	$ -	$ -		$ -	$ -	$ -
225		Customer Assistance Expenses			908		$ -	$ -	$ -		$ -	$ -	$ -		$ -	$ -	$ -
226		Informational & Instructional Advertising Exp			909		$ -	$ -	$ -		$ -	$ -	$ -		$ -	$ -	$ -
227		Misc. Customer Service & Informational Exp			910		$ -	$ -	$ -		$ -	$ -	$ -		$ -	$ -	$ -
228		Supervision			911		$ -	$ -	$ -		$ -	$ -	$ -		$ -	$ -	$ -
229		Demonstrating and Selling Expenses			912		$ 423,221	$ -	$ 423,221		$ 423,221	$ -	$ 423,221		$ -	$ -	$ -
230		Advertising Expenses			913		$ -	$ -	$ -		$ -	$ -	$ -		$ -	$ -	$ -
231		Misc. Sales Expenses			916		$ 562,941	$ -	$ 562,941		$ 562,941	$ -	$ 562,941		$ -	$ -	$ -

NMGC Exhibit ECB-3
Page 30 of 45

Sponsored by NMGC Witness Erik C. Buchanan

Intervenor Change Summary

NEW MEXICO GAS COMPANY, INC.

NMGC Exhibit ECB-3 COS Base Adj
Base Period - 12 Months Ending March 31, 2023
Future Test Year - 12 Months Ending September 30, 2025

	A	B	C	D	E	F	G	H	I	J	K	L	M	N	O	P	Q
1							New Mexico Gas Company Filing				Intervenor Changes				Variance from Filing		
2							Future Test Year	Test Period Adjustments	Adjusted Future Test Year		Future Test Year	Test Period Adjustments	Adjusted Future Test Year		Future Test Year	Test Period Adjustments	Adjusted Future Test Year
3					FERC Account		Ending 09/30/25		Ending 09/30/25		Ending 09/30/25		Ending 09/30/25		Ending 09/30/25		Ending 09/30/25
232																	
233																	
234				Total Customer Related O&M			$ 19,559,391	$ -	$ 19,559,391		**$ 19,559,391**	**$ -**	**$ 19,559,391**		**$ -**	**$ -**	**$ -**
235																	
236	Administrative and General (A&G) Expense																
237																	
238		Administrative & General Salaries			920		$ 18,197,592	$ -	$ 18,197,592		$ 18,197,592	$ -	$ 18,197,592		$ -	$ -	$ -
239		Administrative & General Salaries-Litigation			920		$ -	$ -	$ -		$ -	$ -	$ -		$ -	$ -	$ -
240		Office Supplies and Expenses			921		$ 1,375,477	$ -	$ 1,375,477		$ 1,375,477	$ -	$ 1,375,477		$ -	$ -	$ -
241		Administrative Expenses Transferred--Credit			922		$ (12,154,006)	$ -	$ (12,154,006)		$ (12,154,006)	$ -	$ (12,154,006)		$ -	$ -	$ -
242		Outside Services Employed			923		$ 3,195,737	$ -	$ 3,195,737		$ 3,195,737	$ -	$ 3,195,737		$ -	$ -	$ -
243		Outside Services Employed - Litigation			923		$ -	$ -	$ -		$ -	$ -	$ -		$ -	$ -	$ -
244		Property Insurance			924		$ 464,677	$ -	$ 464,677		$ 464,677	$ -	$ 464,677		$ -	$ -	$ -
245		Injuries and Damages			925		$ 5,044,246	$ -	$ 5,044,246		$ 5,044,246	$ -	$ 5,044,246		$ -	$ -	$ -
246		Employee Pensions and Benefits			926		$ 13,059,773	$ -	$ 13,059,773		$ 13,059,773	$ -	$ 13,059,773		$ -	$ -	$ -
247		Franchise Requirements			927		$ -	$ -	$ -		$ -	$ -	$ -		$ -	$ -	$ -
248		Regulatory Commission Expenses(4)			928		$ -	$ -	$ -		$ -	$ -	$ -		$ -	$ -	$ -
249		Duplicate Charges--Credit			929		$ -	$ -	$ -		$ -	$ -	$ -		$ -	$ -	$ -
250		General Advertising/Misc. General Expenses			930.1		$ 17,099	$ -	$ 17,099		$ 17,099	$ -	$ 17,099		$ -	$ -	$ -
251		General Advertising/Misc. General Expenses			930.2		$ 18,742,212	$ -	$ 18,742,212		$ 18,742,212	$ -	$ 18,742,212		$ -	$ -	$ -
252		Rents			931		$ 691,081	$ -	$ 691,081		$ 691,081	$ -	$ 691,081		$ -	$ -	$ -
253		Maintenance of General Plant			932		$ -	$ -	$ -		$ -	$ -	$ -		$ -	$ -	$ -
254																	
255				Total A&G Expense			$ 48,633,889	$ -	$ 48,633,889		**$ 48,633,889**	**$ -**	**$ 48,633,889**		**$ -**	**$ -**	**$ -**
256																	
257				Total Operations and Maintenance Expense			$ 115,126,841	$ -	$ 115,126,841		**$ 115,126,841**	**$ -**	**$ 115,126,841**		**$ -**	**$ -**	**$ -**
258																	
259																	
260	**Depreciation and Amortization Expense**																
261																	
262	Transmission Depreciation and Amortization																
263																	
264		Land And Land Rights			403		$ -	$ -	$ -		$ -	$ -	$ -		$ -	$ -	$ -
265		Right Of Way			403		$ 65,084	$ -	$ 65,084		$ 65,084	$ -	$ 65,084		$ -	$ -	$ -
266		Compressor Station Structure			403		$ 21,582	$ -	$ 21,582		$ 21,582	$ -	$ 21,582		$ -	$ -	$ -
267		Measuring Station Structure			403		$ 632	$ -	$ 632		$ 632	$ -	$ 632		$ -	$ -	$ -
268		Other Structures			403		$ 8,496	$ -	$ 8,496		$ 8,496	$ -	$ 8,496		$ -	$ -	$ -
269		Mains-Bare Steel Pipe			403		$ -	$ -	$ -		$ -	$ -	$ -		$ -	$ -	$ -
270		Mains-Wrapped Steel Pipe			403		$ 4,822,480	$ -	$ 4,822,480		$ 4,822,480	$ -	$ 4,822,480		$ -	$ -	$ -
271		Mains-Other Equipment			403		$ -	$ -	$ -		$ -	$ -	$ -		$ -	$ -	$ -
272		Mains-Other Equipment			403		$ 1,449,456	$ -	$ 1,449,456		$ 1,449,456	$ -	$ 1,449,456		$ -	$ -	$ -
273		Mains - Anodes			403		$ 358,016	$ -	$ 358,016		$ 358,016	$ -	$ 358,016		$ -	$ -	$ -
274		Compressor Station Equipment			403		$ 1,016,250	$ -	$ 1,016,250		$ 1,016,250	$ -	$ 1,016,250		$ -	$ -	$ -
275		Field Measuring & Regulation			403		$ 1,691,137	$ -	$ 1,691,137		$ 1,691,137	$ -	$ 1,691,137		$ -	$ -	$ -

NMGC Exhibit ECB-3
Page 31 of 45

NEW MEXICO GAS COMPANY, INC.

NMGC Exhibit ECB-3 COS Base Adj
Base Period - 12 Months Ending March 31, 2023
Future Test Year - 12 Months Ending September 30, 2025

	A	B	C	D	E	F	G	H	I	J	K	L	M	N	O	P	Q
1							New Mexico Gas Company Filing				Intervenor Changes				Variance from Filing		
2							Future Test Year	Test Period Adjustments	Adjusted Future Test Year		Future Test Year	Test Period Adjustments	Adjusted Future Test Year		Future Test Year	Test Period Adjustments	Adjusted Future Test Year
3					FERC Account		Ending 09/30/25		Ending 09/30/25		Ending 09/30/25		Ending 09/30/25		Ending 09/30/25		Ending 09/30/25
276		Other Equipment			403		$ 5,533	$ -	$ 5,533		$ 5,533	$ -	$ 5,533		$ -	$ -	$ -
277																	
278																	
279			Total Transmission Depreciation and Amortization				$ 9,438,666	$ -	$ 9,438,666		**$ 9,438,666**	**$ -**	**$ 9,438,666**		**$ -**	**$ -**	**$ -**
280																	
281	Distribution Depreciation and Amortization																
282																	
283		Land Rights			403		$ 4,391	$ -	$ 4,391		$ 4,391	$ -	$ 4,391		$ -	$ -	$ -
284		Structures & Improvement			403		$ 12,425	$ -	$ 12,425		$ 12,425	$ -	$ 12,425		$ -	$ -	$ -
285		Mains-Bare Steel Pipe			403		$ -	$ -	$ -		$ -	$ -	$ -		$ -	$ -	$ -
286		Mains-Wrapped Steel Pipe			403		$ 2,914,126	$ -	$ 2,914,126		$ 2,914,126	$ -	$ 2,914,126		$ -	$ -	$ -
287		Mains-Plastic Pipe			403		$ 5,841,442	$ -	$ 5,841,442		$ 5,841,442	$ -	$ 5,841,442		$ -	$ -	$ -
288		Mains-Cathodic Protection			403		$ 12,440	$ -	$ 12,440		$ 12,440	$ -	$ 12,440		$ -	$ -	$ -
289		Mains-Other Equipment			403		$ 507,523	$ -	$ 507,523		$ 507,523	$ -	$ 507,523		$ -	$ -	$ -
290		Mains - Anodes			403		$ 3,552,386	$ -	$ 3,552,386		$ 3,552,386	$ -	$ 3,552,386		$ -	$ -	$ -
291		Field Measuring & Regulation			403		$ 548,028	$ -	$ 548,028		$ 548,028	$ -	$ 548,028		$ -	$ -	$ -
292		Field Measuring & Regulation			403		$ -	$ -	$ -		$ -	$ -	$ -		$ -	$ -	$ -
293		Services-Plastic Pipe			403		$ 3,535,908	$ -	$ 3,535,908		$ 3,535,908	$ -	$ 3,535,908		$ -	$ -	$ -
294		Services-Bare Steel Pipe An			403		$ 264,782	$ -	$ 264,782		$ 264,782	$ -	$ 264,782		$ -	$ -	$ -
295		Meters			403		$ 3,861,145	$ -	$ 3,861,145		$ 3,861,145	$ -	$ 3,861,145		$ -	$ -	$ -
296		ERTS - AMR Meters			403		$ 1,675,393	$ -	$ 1,675,393		$ 1,675,393	$ -	$ 1,675,393		$ -	$ -	$ -
297		House Regulators			403		$ 150,881	$ -	$ 150,881		$ 150,881	$ -	$ 150,881		$ -	$ -	$ -
298		Industrial Measuring & Regulation			403		$ 762,657	$ -	$ 762,657		$ 762,657	$ -	$ 762,657		$ -	$ -	$ -
299																	
300			Total Distribution Depreciation and Amortization				$ 23,643,527	$ -	$ 23,643,527		**$ 23,643,527**	**$ -**	**$ 23,643,527**		**$ -**	**$ -**	**$ -**
301																	
302	General and Intangible Depreciation and Amortization																
303																	
304		Intangible Plt - Software			404		$ -	$ -	$ -		$ -	$ -	$ -		$ -	$ -	$ -
305		Intangible Plt - Software			404		$ -	$ -	$ -		$ -	$ -	$ -		$ -	$ -	$ -
306		Intangible Plt - Software			404		$ 5,480,661	$ -	$ 5,480,661		$ 5,480,661	$ -	$ 5,480,661		$ -	$ -	$ -
307		Land			403		$ -	$ -	$ -		$ -	$ -	$ -		$ -	$ -	$ -
308		Structures & Improvement			403		$ 986,959	$ -	$ 986,959		$ 986,959	$ -	$ 986,959		$ -	$ -	$ -
309		Structures & Improvement			403		$ -	$ -	$ -		$ -	$ -	$ -		$ -	$ -	$ -
310		Struct & Imprv Business Ctr			403		$ 28,275	$ -	$ 28,275		$ 28,275	$ -	$ 28,275		$ -	$ -	$ -
311		Struct & Imprv Los Lunas Bldg			403		$ 2,017	$ -	$ 2,017		$ 2,017	$ -	$ 2,017		$ -	$ -	$ -
312		Struct & Imprv Rio Bravo			403		$ -	$ -	$ -		$ -	$ -	$ -		$ -	$ -	$ -
313		Struct & Imprv Rio Rancho			403		$ -	$ -	$ -		$ -	$ -	$ -		$ -	$ -	$ -
314		Struct & Imprv Santa Fe			403		$ -	$ -	$ -		$ -	$ -	$ -		$ -	$ -	$ -
315		Struc & Imprv SF Pymt Ctr			403		$ 3,701	$ -	$ 3,701		$ 3,701	$ -	$ 3,701		$ -	$ -	$ -
316		Solar Structures			403		$ 106,252	$ -	$ 106,252		$ 106,252	$ -	$ 106,252		$ -	$ -	$ -
317		Office Furniture & Equip			403		$ 100,496	$ -	$ 100,496		$ 100,496	$ -	$ 100,496		$ -	$ -	$ -
318		Off Furn & Equip, PC Systems			403		$ -	$ -	$ -		$ -	$ -	$ -		$ -	$ -	$ -
319		Off Furn & Equip, PCs			403		$ 2,878,595	$ -	$ 2,878,595		$ 2,878,595	$ -	$ 2,878,595		$ -	$ -	$ -
320		Transportation Equip-Light			403		$ 930,891	$ -	$ 930,891		$ 930,891	$ -	$ 930,891		$ -	$ -	$ -
321		Transportation Equip-Heavy			403		$ 263,880	$ -	$ 263,880		$ 263,880	$ -	$ 263,880		$ -	$ -	$ -
322		Transportation Equip-Trailer			403		$ 213,494	$ -	$ 213,494		$ 213,494	$ -	$ 213,494		$ -	$ -	$ -
323		Transportation Equip - Medium			403		$ 401,985	$ -	$ 401,985		$ 401,985	$ -	$ 401,985		$ -	$ -	$ -

NMGC Exhibit ECB-3
Page 32 of 45

NEW MEXICO GAS COMPANY, INC.

NMGC Exhibit ECB-3 COS Base Adj
Base Period - 12 Months Ending March 31, 2023
Future Test Year - 12 Months Ending September 30, 2025

	A	B	C	D	E	F	G	H	I	J	K	L	M	N	O	P	Q
1							New Mexico Gas Company Filing				Intervenor Changes				Variance from Filing		
2							Future Test Year	Test Period Adjustments	Adjusted Future Test Year		Future Test Year	Test Period Adjustments	Adjusted Future Test Year		Future Test Year	Test Period Adjustments	Adjusted Future Test Year
3					FERC Account		Ending 09/30/25		Ending 09/30/25		Ending 09/30/25		Ending 09/30/25		Ending 09/30/25		Ending 09/30/25
324		Transp Equip - Special Purpos			403		$ 15,550	$ -	$ 15,550		$ 15,550	$ -	$ 15,550		$ -	$ -	$ -
325		Stores Equip			403		$ 66,068	$ -	$ 66,068		$ 66,068	$ -	$ 66,068		$ -	$ -	$ -
326		Tools,Shop & Garage Equip			403		$ 1,289,604	$ -	$ 1,289,604		$ 1,289,604	$ -	$ 1,289,604		$ -	$ -	$ -
327		Power Operated Equipment			403		$ 402,196	$ -	$ 402,196		$ 402,196	$ -	$ 402,196		$ -	$ -	$ -
328		Communication Equip			403		$ 697,305	$ -	$ 697,305		$ 697,305	$ -	$ 697,305		$ -	$ -	$ -
329		Miscellaneous Equipment			403		$ 236,153	$ -	$ 236,153		$ 236,153	$ -	$ 236,153		$ -	$ -	$ -
330		ARO Asset			403		$ -	$ -	$ -		$ -	$ -	$ -		$ -	$ -	$ -
331		Transportation Equipment Depreciation Expense Capita			403		$ (483,572)	$ -	$ (483,572)		$ (483,572)	$ -	$ (483,572)		$ -	$ -	$ -
332																	
333				Total General and Intangible Depreciation and Amortization			$ 13,620,512	$ -	$ 13,620,512		**$ 13,620,512**	**$ -**	**$ 13,620,512**		**$ -**	**$ -**	**$ -**
334																	
335				Total Depreciation and Amortization			$ 46,702,705	$ -	$ 46,702,705		**$ 46,702,705**	**$ -**	**$ 46,702,705**		**$ -**	**$ -**	**$ -**
336																	
337		Other Depreciation and Amortization Items															
338		Accretion Expense and Regulatory Credits			411.1		$ 58,465	$ -	$ 58,465		$ 58,465	$ -	$ 58,465		$ -	$ -	$ -
339		Right-of-Way - Transmission (186)			404		$ 3,095,953	$ -	$ 3,095,953		$ 3,095,953	$ -	$ 3,095,953		$ -	$ -	$ -
340		Right-of-Way - Distribution (186)			404		$ 397,213	$ -	$ 397,213		$ 397,213	$ -	$ 397,213		$ -	$ -	$ -
341		CIAC Amortization			403		$ (669,022)	$ -	$ (669,022)		$ (669,022)	$ -	$ (669,022)		$ -	$ -	$ -
342				Total Other Depreciation Items			$ 2,882,609	$ -	$ 2,882,609		**$ 2,882,609**	**$ -**	**$ 2,882,609**		**$ -**	**$ -**	**$ -**
343																	
344				Total Depreciation and Amortization and Other			$ 49,585,313	$ -	$ 49,585,313		**$ 49,585,313**	**$ -**	**$ 49,585,313**		**$ -**	**$ -**	**$ -**
345																	
346	**General Taxes**																
347																	
348	New Mexico Property Taxes																
349																	
350		Transmission Property Taxes															
351																	
352		Transmission Property Taxes			408		$ 3,992,666	$ -	$ 3,992,666		$ 3,992,666	$ -	$ 3,992,666		$ -	$ -	$ -
353																	
354				Total Transmission Property Taxes			$ 3,992,666	$ -	$ 3,992,666		**$ 3,992,666**	**$ -**	**$ 3,992,666**		**$ -**	**$ -**	**$ -**
355																	
356		Distribution Property Taxes															
357																	
358		Distribution Property Taxes			408		$ 5,646,475	$ -	$ 5,646,475		$ 5,646,475	$ -	$ 5,646,475		$ -	$ -	$ -
359																	
360				Total Distribution Property Taxes			$ 5,646,475	$ -	$ 5,646,475		**$ 5,646,475**	**$ -**	**$ 5,646,475**		**$ -**	**$ -**	**$ -**
361																	
362		General Property Taxes															
363																	
364		General Plant Property Taxes			408		$ 773,112	$ -	$ 773,112		$ 773,112	$ -	$ 773,112		$ -	$ -	$ -
365																	
366				Total General Property Taxes			$ 773,112	$ -	$ 773,112		**$ 773,112**	**$ -**	**$ 773,112**		**$ -**	**$ -**	**$ -**
367																	
368				Total New Mexico Property Taxes			$ 10,412,253	$ -	$ 10,412,253		**$ 10,412,253**	**$ -**	**$ 10,412,253**		**$ -**	**$ -**	**$ -**
369																	

NMGC Exhibit ECB-3
Page 33 of 45

NEW MEXICO GAS COMPANY, INC.

NMGC Exhibit ECB-3 COS Base Adj
Base Period - 12 Months Ending March 31, 2023
Future Test Year - 12 Months Ending September 30, 2025

	A	B	C	D	E	F	G	H	I	J	K	L	M	N	O	P	Q
1							New Mexico Gas Company Filing				Intervenor Changes				Variance from Filing		
2							Future Test Year	Test Period Adjustments	Adjusted Future Test Year		Future Test Year	Test Period Adjustments	Adjusted Future Test Year		Future Test Year	Test Period Adjustments	Adjusted Future Test Year
3					FERC Account		Ending 09/30/25		Ending 09/30/25		Ending 09/30/25		Ending 09/30/25		Ending 09/30/25		Ending 09/30/25
370																	
371																	
372																	
373	**Payroll Taxes**																
374			Total Payroll Taxes				$ 4,579,139	$ -	$ 4,579,139		**$ 4,579,139**	**$ -**	**$ 4,579,139**		**$ -**	**$ -**	**$ -**
375																	
376	Other Taxes																
377																	
378		Native American Property Taxes			408		$ 2,663,921	$ -	$ 2,663,921		$ 2,663,921	$ -	$ 2,663,921		$ -	$ -	$ -
379		Native American Rights-of-Way Taxes			408		$ 34,460	$ -	$ 34,460		$ 34,460	$ -	$ 34,460		$ -	$ -	$ -
380		Federal Pipeline Taxes			408		$ 609,351	$ -	$ 609,351		$ 609,351	$ -	$ 609,351		$ -	$ -	$ -
381		Federal Excise Taxes			408		$ 9,678	$ -	$ 9,678		$ 9,678	$ -	$ 9,678		$ -	$ -	$ -
382		Other General Taxes			408		$ -	$ -	$ -		$ -	$ -	$ -		$ -	$ -	$ -
383		Regulatory Commission Fees (I&S)			408		$ -	$ -	$ -		$ -	$ -	$ -		$ -	$ -	$ -
384																	
385			Total Other Taxes				$ 3,317,410	$ -	$ 3,317,410		**$ 3,317,410**	**$ -**	**$ 3,317,410**		**$ -**	**$ -**	**$ -**
386																	
387			Total General Taxes				$ 18,308,802	$ -	$ 18,308,802		**$ 18,308,802**	**$ -**	**$ 18,308,802**		**$ -**	**$ -**	**$ -**
388																	
389																	
390	**Other Allowable Expenses (Returns)**																
391																	
392		Interest on Customer Deposits			431		$ 58,967	$ -	$ 58,967		$ 58,967	$ -	$ 58,967		$ -	$ -	$ -
393		IMP Regulatory Asset Amortization			404		$ 8,013	$ -	$ 8,013		$ 8,013	$ -	$ 8,013		$ -	$ -	$ -
394		COVID Regulatory Asset Amortization			407.3		$ 1,436,006	$ -	$ 1,436,006		$ 1,436,006	$ -	$ 1,436,006		$ -	$ -	$ -
395		Hansen CIS Regulatory Asset Amortization			923		$ 159,842	$ -	$ 159,842		$ 159,842	$ -	$ 159,842		$ -	$ -	$ -
396		Legal Regulatory Liability			930.2		$ (637,833)	$ -	$ (637,833)		$ (637,833)	$ -	$ (637,833)		$ -	$ -	$ -
397		Rights-of-Way - Transmission (242)			404		$ (0)	$ -	$ (0)		$ (0)	$ -	$ (0)		$ -	$ -	$ -
398		Rights-of-Way - Distribution (242)			404		$ 31,023	$ -	$ 31,023		$ 31,023	$ -	$ 31,023		$ -	$ -	$ -
399		Amortization of Existing Rate Case Expenses (4)			928		$ 159,363	$ -	$ 159,363		$ 159,363	$ -	$ 159,363		$ -	$ -	$ -
400		Amortization of 2023 Rate Case Expenses (4)			928		$ 1,151,750	$ -	$ 1,151,750		$ 1,151,750	$ -	$ 1,151,750		$ -	$ -	$ -
401			Total Other Allowable Expenses				$ 2,367,131	$ -	$ 2,367,131		**$ 2,367,131**	**$ -**	**$ 2,367,131**		**$ -**	**$ -**	**$ -**
402																	
403																	
404			Total Operating Expenses (Excl Income and Revenue Related Taxes				$ 185,388,087	$ -	$ 185,388,087		**$ 185,388,087**	**$ -**	**$ 185,388,087**		**$ -**	**$ -**	**$ -**
405																	
406																	
407		Total Net Original Cost Rate Base					$ 984,588,009	$ (12,007,207)	$ 972,580,802		**$ 984,588,009**	**$ (12,007,207)**	**$ 972,580,802**		**$ (0)**	**$ -**	**$ (0)**
408		Weighted Average Cost of Capital					7.38%	7.38%	7.38%		7.38%	7.38%	7.38%		0.00%	0.00%	0.00%
409		Return on Rate Base					$ 72,640,480	$ (885,862)	$ 71,754,618		$ 72,640,480	$ (885,862)	$ 71,754,618		$ (0)	$ -	$ (0)
410																	
411		Debt Only Return Adjustment (Case 12-00264-UT)					$ (51,520)	$ (608)	$ (52,128)		$ (51,520)	$ (608)	$ (52,128)		$ -	$ -	$ -
412		Net Return on Rate Base					$ 72,588,960	$ (886,470)	$ 71,702,489		$ 72,588,960	$ (886,470)	$ 71,702,489		$ (0)	$ -	$ (0)
413																	
414	**Federal Income Tax**																
415		Return Adjustments															
416		Interest on Long Term Debt					$ (21,718,000)	$ -	$ (21,718,000)		$ (21,718,000)	$ -	$ (21,718,000)		$ -	$ -	$ -
417																	

NEW MEXICO GAS COMPANY, INC.

NMGC Exhibit ECB-3 COS Base Adj
Base Period - 12 Months Ending March 31, 2023
Future Test Year - 12 Months Ending September 30, 2025

	A	B	C	D	E	F	G	H	I	J	K	L	M	N	O	P	Q
1							New Mexico Gas Company Filing				Intervenor Changes				Variance from Filing		
2							Future Test Year	Test Period Adjustments	Adjusted Future Test Year		Future Test Year	Test Period Adjustments	Adjusted Future Test Year		Future Test Year	Test Period Adjustments	Adjusted Future Test Year
3					FERC Account		Ending 09/30/25		Ending 09/30/25		Ending 09/30/25		Ending 09/30/25		Ending 09/30/25		Ending 09/30/25
418		Tax/Book Adjustments															
419																	
420		Non-Deductible Meals & Entertainment					$ 185,352	$ -	$ 185,352		$ 185,352	$ -	$ 185,352		$ -	$ -	$ -
421		Non-Deductible Club Dues					$ -	$ -	$ -		$ -	$ -	$ -		$ -	$ -	$ -
422		Non-Deductible Political Contributions					$ -	$ -	$ -		$ -	$ -	$ -		$ -	$ -	$ -
423		Non-Deductible Lobbying Expense					$ 12,000	$ (12,000)	$ -		$ 12,000	$ (12,000)	$ -		$ -	$ -	$ -
424		Placeholder					$ -		$ -		$ -	$ -	$ -		$ -	$ -	$ -
425		Non-Deductible Fines and Penalties					$ -	$ -	$ -		$ -	$ -	$ -		$ -	$ -	$ -
426		Solar Investment Tax Credit Depreciation & Amortization					$ 8,917	$ -	$ 8,917		$ 8,917	$ -	$ 8,917		$ -	$ -	$ -
427		AFUDC Equity/ AFUDC Equity-Depreciation					$ (2,443,522)	$ 2,550,232	$ 106,710		$ (2,443,522)	$ 2,550,232	$ 106,710		$ -	$ -	$ -
428				Total Tax/Book Adjustments			$ (2,237,253)	$ 2,538,232	$ 300,979		**$ (2,237,253)**	**$ 2,538,232**	**$ 300,979**		**$ -**	**$ -**	**$ -**
429																	
430				Total Return Adjustments			$ (23,955,253)	$ 2,538,232	$ (21,417,021)		**$ (23,955,253)**	**$ 2,538,232**	**$ (21,417,021)**		**$ -**	**$ -**	**$ -**
431																	
432				Net Taxable Income			$ 48,633,707	$ 1,651,762	$ 50,285,468		$ 48,633,707	$ 1,651,762	$ 50,285,468		$ (0)	$ -	$ (0)
433				Federal Tax Factor (21%/(1-21%))			26.6%	26.6%	26.6%		26.6%	26.6%	26.6%		0.0%	0.0%	0.0%
434				Federal Income Tax			$ 12,927,947	$ 439,076	$ 13,367,023		$ 12,927,947	$ 439,076	$ 13,367,023		$ (0)	$ -	$ (0)
435		Add:		Amortization of Excess Deferred Federal Income Taxes			$ (619,425)	$ -	$ (619,425)		$ (619,425)	$ -	$ (619,425)		$ -	$ -	$ -
436				Amortization of Investment Tax Credits			$ (39,292)	$ -	$ (39,292)		$ (39,292)	$ -	$ (39,292)		$ -	$ -	$ -
437				Net Allowable Federal Income Tax			$ 12,269,230	$ 439,076	$ 12,708,306		$ 12,269,230	$ 439,076	$ 12,708,306		$ (0)	$ -	$ (0)
438																	
439																	
440	**State Income Tax**																
441																	
442		Return on Rate Base					$ 72,588,960	$ (886,470)	$ 71,702,489		$ 72,588,960	$ (886,470)	$ 71,702,489		$ (0)	$ -	$ (0)
443		Total Return Adjustments					$ (23,955,253)	$ 2,538,232	$ (21,417,021)		$ (23,955,253)	$ 2,538,232	$ (21,417,021)		$ -	$ -	$ -
444		Net Allowable Federal Income Tax					$ 12,269,230	$ 439,076	$ 12,708,306		$ 12,269,230	$ 439,076	$ 12,708,306		$ (0)	$ -	$ (0)
445				State Taxable Income			$ 60,902,936	$ 2,090,837	$ 62,993,774		$ 60,902,936	$ 2,090,837	$ 62,993,774		$ (0)	$ -	$ (0)
446				State Tax Factor (5.57%/(1-5.57%))			5.90%	5.90%	5.90%		5.90%	5.90%	5.90%		0.00%	0.00%	0.00%
447				State Income Tax			$ 3,592,390	$ 123,329	$ 3,715,719		$ 3,592,390	$ 123,329	$ 3,715,719		$ (0)	$ -	$ (0)
448		Add:		Amortization of Excess Deferred State Income Taxes			$ (39,981)		$ (39,981)		$ (39,981)	$ -	$ (39,981)		$ -	$ -	$ -
449																	
450				Net Allowable State Income Tax			$ 3,552,409	$ 123,329	$ 3,675,738		**$ 3,552,409**	**$ 123,329**	**$ 3,675,738**		**$ (0)**	**$ -**	**$ (0)**
451																	
452	**Revenue Credits**																
453																	
454		Discounted On-System Transportation			489		$ (3,806,196)	$ -	$ (3,806,196)		$ (3,806,196)	$ -	$ (3,806,196)		$ (0)	$ -	$ (0)
455		Miscellaneous Transportation Revenue			489		$ (6,250)	$ -	$ (6,250)		$ (6,250)	$ -	$ (6,250)		$ -	$ -	$ -
456		Late Payment Charges			488		$ (326,736)	$ -	$ (326,736)		$ (326,736)	$ -	$ (326,736)		$ 0	$ -	$ 0
457		Miscellaneous Service Revenues			488		$ (5,444,257)	$ -	$ (5,444,257)		$ (5,444,257)	$ -	$ (5,444,257)		$ 0	$ -	$ 0
458		Covid-19/IMP Regulatory Asset			493		$ -	$ -	$ -		$ -	$ -	$ -		$ -	$ -	$ -
459		Other Operating Revenues			493		$ (79,144)	$ -	$ (79,144)		$ (79,144)	$ -	$ (79,144)		$ 0	$ -	$ 0
460																	
461				Total Revenue Credits			$ (9,662,583)	$ -	$ (9,662,583)		**$ (9,662,582)**	**$ -**	**$ (9,662,582)**		**$ 1**	**$ -**	**$ 1**
462																	
463																	
464	**Summary**																
465																	

NEW MEXICO GAS COMPANY, INC.

NMGC Exhibit ECB-3 COS Base Adj
Base Period - 12 Months Ending March 31, 2023
Future Test Year - 12 Months Ending September 30, 2025

	A	B	C	D	E	F	G	H	I	J	K	L	M	N	O	P	Q
1							New Mexico Gas Company Filing				Intervenor Changes				Variance from Filing		
2							Future Test Year	Test Period Adjustments	Adjusted Future Test Year		Future Test Year	Test Period Adjustments	Adjusted Future Test Year		Future Test Year	Test Period Adjustments	Adjusted Future Test Year
3					FERC Account		Ending 09/30/25		Ending 09/30/25		Ending 09/30/25		Ending 09/30/25		Ending 09/30/25		Ending 09/30/25
466		Return on Rate Base					$ 72,588,960	$ (886,470)	$ 71,702,489		$ 72,588,960	$ (886,470)	$ 71,702,489		$ (0)	$ -	$ (0)
467		Total Operating Expenses (Excl Income and Revenue Related Taxes)					$ 185,388,087	$ -	$ 185,388,087		$ 185,388,087	$ -	$ 185,388,087		$ -	$ -	$ -
468		Net Allowable Federal Income Tax					$ 12,269,230	$ 439,076	$ 12,708,306		$ 12,269,230	$ 439,076	$ 12,708,306		$ (0)	$ -	$ (0)
469		Net Allowable State Income Tax					$ 3,552,409	$ 123,329	$ 3,675,738		$ 3,552,409	$ 123,329	$ 3,675,738		$ (0)	$ -	$ (0)
470		Revenue Credits					$ (9,662,583)	$ -	$ (9,662,583)		$ (9,662,582)	$ -	$ (9,662,582)		$ 1	$ -	$ 1
471			Total Revenue Requirement Before Revenue Tax				$ 264,136,102	$ (324,066)	$ 263,812,037		**$ 264,136,103**	**$ (324,066)**	**$ 263,812,038**		**$ 1**	**$ -**	**$ 1**
472																	
473			Revenue Tax Factor (I&S Fee) (0.506%/(1-0.506%))				0.51%	0.51%	0.51%		0.51%	0.51%	0.51%		0.00%	0.00%	0.00%
474			Revenue Tax				$ 1,343,326	$ (1,648)	$ 1,341,678		$ 1,343,326	$ (1,648)	$ 1,341,678		$ 0	$ -	$ 0
475																	

NMGC Exhibit ECB-3
Page 36 of 45

NEW MEXICO GAS COMPANY, INC.

Summary of Total Capitalization and the Weighted Average Cost of Capital
Base Period - 12 Months Ending March 31, 2023

	A	B	C	D	E	F	G	H
1	**Capital Component**	**Total Capitalization Base Period**	**Base Period Adjustments (1)**	**Adjusted Capitalization Base Period**	**Percentage of Total Capitalization - Regulated**	**Capital Component Cost - Regulated (2)**	**Weighted Average Cost - Regulated**	**Rule 630 Schedule, Workpaper, or Exhibit Reference**
2							G = E * F	
3								
4	Long Term Debt	465,000,000	(80,000,000)	385,000,000	48.00%	3.150%	1.51%	630 Schedule I-1, 630 Schedule G3.1
5								
6	Common Equity	823,129,926	-	823,129,926	52.00%	9.375%	4.88%	630 Schedule I-1
7								
8	**Total**	**1,288,129,926**	**(80,000,000)**	**1,208,129,926**	**100.00%**		**6.39%**	
9								
10								
11	**Notes:**							
12	(1) The base period adjustment removes NMGC's $80 million term loan related to the 2021 Winter Weather Event.							
13	(2) Please refer to Rule 630, G-Series Schedules for supporting calculations and inputs into the Weighted Average Cost of Debt calculations.							

NMGC Exhibit ECB-3
Page 37 of 45

NEW MEXICO GAS COMPANY, INC.

Summary of Total Capitalization and the Weighted Average Cost of Capital
Base Period - 12 Months Ending March 31, 2023
Linkage 1 Period - 12 Months Ending March 31, 2024

	A	B	C	D	E	F	G	H
1	**Capital Component**	**Total Capitalization Linkage Period 1**	**Linkage Period 1 Adjustments**	**Adjusted Capitalization Linkage 1 Period**	**Percentage of Total Capitalization - Regulated**	**Capital Component Cost - Regulated (1)**	**Weighted Average Cost - Regulated**	**Rule 630 Schedule, Workpaper, or Exhibit Reference**
2							G = E * F	
3								
4	Long Term Debt	485,000,000	-	485,000,000	48.00%	3.170%	1.52%	630 Schedule I-1, 630 Schedule G3.2
5								
6	Common Equity	877,296,593	-	877,296,593	52.00%	9.375%	4.88%	630 Schedule I-1
7								
8	**Total**	**1,362,296,593**	**-**	**1,362,296,593**	**100.00%**		**6.40%**	
9								
10								
11	**Notes:**							
12	(1) Please refer to Rule 630, G-Series Schedules for supporting calculations and inputs into the Weighted Average Cost of Debt calculations.							

NMGC Exhibit ECB-3
Page 38 of 45

Sponsored by NMGC Witness Erik C. Buchanan

630 Schedule A5.2 - Link 1

NEW MEXICO GAS COMPANY, INC.

Summary of Total Capitalization and the Weighted Average Cost of Capital
Base Period - 12 Months Ending March 31, 2023
Linkage 2 Period - 12 Months Ending September 30, 2024

	A	B	C	D	E	F	G	H
1	**Capital Component**	**Total Capitalization Linkage 2 Period**	**Linkage 2 Period Adjustments**	**Adjusted Capitalization Linkage 2 Period**	**Percentage of Total Capitalization - Regulated**	**Capital Component Cost - Regulated (1)**	**Weighted Average Cost - Regulated**	**Rule 630 Schedule, Workpaper, or Exhibit Reference**
2							G = E * F	
3								
4	Long Term Debt	485,000,000	-	485,000,000	48.00%	3.740%	1.80%	630 Schedule I-1, 630 Schedule G3.3
5								
6	Common Equity	931,463,260	-	931,463,260	52.00%	9.375%	4.88%	630 Schedule I-1
7								
8	**Total**	**1,416,463,260**	**-**	**1,416,463,260**	**100.00%**		**6.68%**	
9								
10								
11	**Notes:**							
12	(1) Please refer to Rule 630, G-Series Schedules for supporting calculations and inputs into the Weighted Average Cost of Debt calculations.							

NMGC Exhibit ECB-3
Page 39 of 45

Sponsored by NMGC Witness Erik C. Buchanan

630 Schedule A5.3 - Link 2

NEW MEXICO GAS COMPANY, INC.

Summary of Total Capitalization and the Weighted Average Cost of Capital
Base Period - 12 Months Ending March 31, 2023
Future Test Year - 12 Months Ending September 30, 2025

	A	B	C	D	E	F	G	H
1	**Capital Component**	**Total Capitalization Test Period**	**Test Period Adjustments**	**Adjusted Capitalization Base Period**	**Percentage of Total Capitalization - Regulated**	**Capital Component Cost - Regulated**	**Weighted Average Cost**	**Rule 630 Schedule, Workpaper, or Exhibit Reference**
2							G = E * F	
3								
4	Long Term Debt	555,000,000	-	555,000,000	47%	3.86%	1.81%	630 Schedule G3.4
5								
6	Common Equity	1,010,399,430	-	1,010,399,430	53%	10.500%	5.57%	630 Schedule I-1
7								
8	**Total**	**1,565,399,430**	**-**	**1,565,399,430**	**100.00%**		**7.38%**	
9								
10	**Notes:**							
11	(1) Please refer to Rule 630, G-Series Schedules for supporting calculations and inputs into the Weighted Average Cost of Capital calculations.							
12								
13								
14	**Intervenor WACC Change - Future Test Year**							
15	**Capital Component**	**Total Capitalization Test Period**	**Test Period Adjustments**	**Adjusted Capitalization Test Period**	**Percentage of Total Capitalization - Regulated**	**Capital Component Cost - Regulated**	**Weighted Average Cost**	
16							G = E * F	
17								
18	Long Term Debt	555,000,000		555,000,000	47%	3.86%	1.81%	
19								
20	Common Equity	1,010,399,430		1,010,399,430	53%	10.50%	5.57%	
21								
22	**Total**	**1,565,399,430**	**-**	**1,565,399,430**	**100.00%**		**7.38%**	
23	**Notes:**							
24	The WACC in cell G22 flows into columns R and S of COS Summary. However, these manual adjustments will not affect the long-term interest							
25	deduction in COS Summary, which should be adjusted on 630 Schedule G-3, and will flow into the values above and into columns R and S of the COS Summary.							

NMGC Exhibit ECB-3
Page 40 of 45

NEW MEXICO GAS COMPANY, INC.

Embedded Cost of Borrowed Capital with Term of Maturity in Excess of One Year from Date of Issue
Base Period - 12 Months Ending March 31, 2023

	A	B	C	D	E	F	G	H	I
1	**Details for Senior Unsecured Notes**								
2	**Issue Date**	**Maturity Date**	**Interest Rate**	**Principal Amount at Issue Date (1)**	**Costs Associated with Debt**	**Net Principal Amount (2)**	**Interest Expense**	**Amortization of Debt- Related Costs**	**Effective Cost of Debt**
3					(In Thousands)				
4									
5	09/02/2014	07/30/2026	3.54%	70,000	544	69,848	2,478	46	2,524
6									
7	12/19/2019	12/15/2034	3.24%	15,000	63	14,951	486	4	490
8									
9	12/19/2019	12/15/2049	3.72%	80,000	334	79,702	2,976	11	2,987
10									
11	2/5/2021	2/5/2031	2.26%	70,000	176	69,862	1,582	18	1,600
12									
13	2/5/2021	2/5/2036	2.51%	65,000	164	64,859	1,632	11	1,643
14									
15	2/5/2021	2/5/2051	3.34%	85,000	214	84,801	2,839	7	2,846
16									
17	**Total Long-Term Debt Capital**			**385,000**	**1,495**	**384,023**	**11,993**	**97**	**12,090**
18									
19	**Senior Unsecured Notes - Effective Cost of Debt Rate for the Base Period**								**3.150%**
20									
21									
22	**Notes:**								
23	(1) The Company may redeem all or any part of the Senior Notes at its option at any time and from time to time at a redemption price equal to the greater of (i) 100% of the principal amount of Senior Notes to be redeemed or (ii) the sum of the present value of the remaining payments of principal and interest on the notes to be redeemed, discounted at an applicable reinvestment yield (as defined in the note purchase agreement), plus 50 basis points; in either case, the redemption price would include accrued and unpaid interest to the redemption date. The Senior Notes were issued in a private placement that was exempt from the registration requirements of the Securities Act of 1933.								
24	(2) The net principal amount shown above is the principal amount of the loan less unamortized costs as of March 2023.								

NEW MEXICO GAS COMPANY, INC.

Embedded Cost of Borrowed Capital with Term of Maturity in Excess of One Year from Date of Issue
Linkage 1 Period - 12 Months Ending March 31, 2024

	A	B	C	D	E	F	G	H	I
1	**Details for Senior Unsecured Notes**								
2	**Issue Date**	**Maturity Date**	**Interest Rate**	**Principal Amount at Issue Date (1)**	**Costs Associated with Debt**	**Net Principal Amount (2)**	**Interest Expense**	**Amortization of Debt- Related Costs**	**Effective Cost of Debt**
3					(In Thousands)				
4									
5	09/02/2014	07/30/2026	3.54%	70,000	544	69,848	2,478	46	2,524
6									
7	12/19/2019	12/15/2034	3.24%	15,000	63	14,951	486	4	490
8									
9	12/19/2019	12/15/2049	3.72%	80,000	334	79,702	2,976	11	2,987
10									
11	2/5/2021	2/5/2031	2.26%	70,000	176	69,862	1,582	18	1,600
12									
13	2/5/2021	2/5/2036	2.51%	65,000	164	64,859	1,632	11	1,643
14									
15	2/5/2021	2/5/2051	3.34%	85,000	214	84,801	2,839	7	2,846
16									
17	10/15/2023	10/14/2033	5.86%	100,000	1,000	99,000	3,174	54	3,228
18									
19	**Total Long-Term Debt Capital**			**485,000**	**2,495**	**483,023**	**15,167**	**151**	**15,318**
20									
21	**Senior Unsecured Notes - Effective Cost of Debt Rate for the Base Period**								**3.170%**
22									
23									
24	**Notes:**								
25	(1) The Company may redeem all or any part of the Senior Notes at its option at any time and from time to time at a redemption price equal to the greater of (i) 100% of the principal amount of Senior Notes to be redeemed or (ii) the sum of the present value of the remaining payments of principal and interest on the notes to be redeemed, discounted at an applicable reinvestment yield (as defined in the note purchase agreement), plus 50 basis points; in either case, the redemption price would include accrued and unpaid interest to the redemption date. The Senior Notes were issued in a private placement that was exempt from the registration requirements of the Securities Act of 1933.								
26									

NEW MEXICO GAS COMPANY, INC.

Embedded Cost of Borrowed Capital with Term of Maturity in Excess of One Year from Date of Issue
Linkage 2 Period - 12 Months Ending September 30, 2024

	A	B	C	D	E	F	G	H	I
1	**Details for Senior Unsecured Notes**								
2	**Issue Date**	**Maturity Date**	**Interest Rate**	**Principal Amount at Issue Date (1)**	**Costs Associated with Debt**	**Net Principal Amount (2)**	**Interest Expense**	**Amortization of Debt- Related Costs**	**Effective Cost of Debt**
3					(In Thousands)				
4									
5	09/02/2014	07/30/2026	3.54%	70,000	544	69,848	2,478	46	2,524
6									
7	12/19/2019	12/15/2034	3.24%	15,000	63	14,951	486	4	490
8									
9	12/19/2019	12/15/2049	3.72%	80,000	334	79,702	2,976	11	2,987
10									
11	2/5/2021	2/5/2031	2.26%	70,000	176	69,862	1,582	18	1,600
12									
13	2/5/2021	2/5/2036	2.51%	65,000	164	64,859	1,632	11	1,643
14									
15	2/5/2021	2/5/2051	3.34%	85,000	214	84,801	2,839	7	2,846
16									
17	10/15/2023	10/14/2033	5.86%	100,000	1,000	99,000	5,860	100	5,960
18									
19	**Total Long-Term Debt Capital**			**485,000**	**2,495**	**483,023**	**17,853**	**197**	**18,050**
20									
21	**Senior Unsecured Notes - Effective Cost of Debt Rate for the Base Period**								**3.740%**
22									
23									
24	**Notes:**								
25	(1) The Company may redeem all or any part of the Senior Notes at its option at any time and from time to time at a redemption price equal to the greater of (i) 100% of the principal amount of Senior Notes to be redeemed or (ii) the sum of the present value of the remaining payments of principal and interest on the notes to be redeemed, discounted at an applicable reinvestment yield (as defined in the note purchase agreement), plus 50 basis points; in either case, the redemption price would include accrued and unpaid interest to the redemption date. The Senior Notes were issued in a private placement that was exempt from the registration requirements of the Securities Act of 1933.								
26									

NEW MEXICO GAS COMPANY, INC.

Embedded Cost of Borrowed Capital with Term of Maturity in Excess of One Year from Date of Issue
Future Test Year - 12 Months Ending September 30, 2025

	A	B	C	D	E	F	G	H	I
2				Details for Senior Unsecured Notes					
3	Issue Date	Maturity Date	Interest Rate	Principal Amount at Issue Date [1]	Costs Associated with Debt	Net Principal Amount [2]	Interest Expense	Amortization of Debt- Related Costs	Effective Cost of Debt
4					(In Thousands)				
5									
6	09/02/2014	07/30/2026	3.54%	70,000	544	69,848	2,478	46	2,524
7									
8	12/19/2019	12/15/2034	3.24%	15,000	63	14,951	486	4	490
9									
10	12/19/2019	12/15/2049	3.72%	80,000	334	79,702	2,976	11	2,987
11									
12	2/5/2021	2/5/2031	2.26%	70,000	176	69,862	1,582	18	1,600
13									
14	2/5/2021	2/5/2036	2.51%	65,000	164	64,859	1,632	11	1,643
15									
16	2/5/2021	2/5/2051	3.34%	85,000	214	84,801	2,839	7	2,846
17									
18	10/15/2023	10/14/2033	5.86%	100,000	1,000	99,000	5,860	100	5,960
19									
20	**Total Base Period Long-Term Debt Capital [3]**			**485,000**	**2,495**	**483,023**	**17,853**	**197**	**18,050**
21									
22	**Senior Unsecured Notes - Effective Cost of Debt Rate for the Base Period**								3.74%
23									
24	2/1/2025	3/31/2035	5.14%	70,000	700	69,300	3,598	70	3,668
25									
26	**Total Future Test Year Long-Term Debt Capital**			**555,000**	**3,195**	**552,323**	**21,451**	**267**	**21,718**
27									
28	**Senior Unsecured Notes - Effective Cost of Debt Rate for the Test Period**								**3.930%**
29									
30									
31	**Notes:**								
32	(1) The Company may redeem all or any part of the Senior Notes at its option at any time and from time to time at a redemption price equal to the greater of (i) 100% of the principal amount of Senior Notes to be redeemed or (ii) the sum of the present value of the remaining payments of principal and interest on the notes to be redeemed, discounted at an applicable reinvestment yield (as defined in the note purchase agreement), plus 50 basis points; in either case, the redemption price would include accrued and unpaid interest to the redemption date. The Senior Notes were issued in a private placement that was exempt from the registration requirements of the Securities Act of 1933.								
33									

NMGC Exhibit ECB-3
Page 44 of 45

NEW MEXICO GAS COMPANY, INC.

Embedded Cost of Borrowed Capital with Term of Maturity in Excess of One Year from Date of Issue
Future Test Year - 12 Months Ending September 30, 2025

	J	K	L	M	N	O	P	Q	R	S	T	U	V	W	X	Y
2																
3		Ending 9/30/2024	Ending 10/31/2024	Ending 11/30/2024	Ending 12/31/2024	Ending 1/31/2025	Ending 2/28/2025	Ending 3/31/2025	Ending 4/30/2025	Ending 5/31/2025	Ending 6/30/2025	Ending 7/31/2025	Ending 8/31/2025	Ending 9/30/2025	13-month average	Test Year Cost of Debt
4																
5																
6																
7																
8																
9																
10																
11																
12																
13																
14																
15																
16																
17																
18																
19																
20																
21																
22																
23																
24																
25																
26																
27																
28		3.74%	3.74%	3.74%	3.74%	3.74%	3.93%	3.930%	3.930%	3.930%	3.930%	3.930%	3.930%	3.930%	-0.073%	3.857%
29																
30																
31																
32																
33																

Sponsored by NMGC Witness Erik C. Buchanan

630 Schedule G3.4 - Test

NMGC Exhibit ECB-3
Page 45 of 45

NMGC Exhibit ECB-4

Rate Base

NEW MEXICO GAS COMPANY, INC.

Lead Sheet
Base Period - 12 Months Ending March 31, 2023
Future Test Year - 12 Months Ending September 30, 2025

	A	B	C	D	E
1	**Plant Lead Sheet**				
2				***Provides Information To***	***Requires Information From***
3	***Tab Reference***	***Description***	***Purpose***	***Tab name***	***Tab name***
4	WP Plant COS Inputs	Summary of Net Plant Balances in Cost of Service Format, Base and Test	Summarizes Net Plant for Base, Linkage and Future Test Periods ("all periods") by FERC account for the Model	COS Summary	WP Plant 1 Net Plant Balances
5	WP Depreciation COS Inputs	Summary of Depreciation in Cost of Service Format, Base and Test	Summarizes depreciation expense for all periods by account in Model format.	COS Summary	630 Schedule H-7b
6	630 Schedule B-1 Gross Plant	Original cost of plant in service by primary account	Summarizes Gross Plant for all periods. Changes to accumulated depreciation should be directed to NMGC for model updates.	None	WP Plant 3 Gross Balances
7	630 Schedule B-2 Gross Plant	Original cost of plant in service by detail account	Summarizes Gross Plant for all periods. Changes to accumulated depreciation should be directed to NMGC for model updates.	None	WP Plant 3 Gross Balances
8	630 Schedule B-3 Gross Plant	Original cost of plant in service by monthly balances	Summarizes Gross Plant for all periods	WP Plant 1 Net Plant Balances; WP Plant 7 Williams	WP Plant 3 Gross Balances
9	630 Schedule C-1 Accum	Accumulated provision for depreciation, depletion, amortization, and abandonment by functional classification and detailed plant account	Calculates accumulated depreciation. Changes to accumulated depreciation should be directed to NMGC for model updates.	None	630 Schedule C-1.1 Accum
10	630 Schedule C-1.1 Accum	Accumulated provision for depreciation, depletion, amortization, and abandonment by functional classification and detailed plant account	Calculates accumulated depreciation for all periods in order to calculate Net Plant	WP Plant 1 Net Plant Balances; WP Plant 7 Williams	WP Plant 6 Accum Res Balances
11	630 Schedule C-2 Depr Rates	Depreciation rates for Base, Link, and Test Periods	Shows current depreciation rates. These rates are applied to gross plant to calculate depreciation expenses and accumulated depreciation. Changes to depreciation rates should be directed to NMGC for model updates.	None	Depreciation Study of 2019
12	630 Schedule H-7b	Depreciation, depletion, amortization, and abandonment expense	Calculated depreciation and amortization expenses for all periods	WP Depreciation COS Inputs	WP Plant 5 Depreciation Exp, 630 Schedule B-3 Gross Plant, 630 Schedule C-1 Accum, 630 Schedule H-7.1 Dist ROW, 630 Schedule H-7.2 Trans ROW, 630 Schedule I-1.4 ARO

NEW MEXICO GAS COMPANY, INC.

Lead Sheet
Base Period - 12 Months Ending March 31, 2023
Future Test Year - 12 Months Ending September 30, 2025

	A	B	C	D	E
2				***Provides Information To***	***Requires Information From***
3	***Tab Reference***	***Description***	***Purpose***	***Tab name***	***Tab name***
13	WP Plant 1 Net Plant Balances	Net Plant in Service Monthly Balances, Base, Linkage and Test	Calculates monthly Net Plant, by FERC Account	WP Plant COS Inputs	630 Schedule B-3 Gross Plant, 630 Schedule C-1.1 Accum
14	WP Plant 2 Clearings	Plant Activity, Linkage and Test	Provides Plant Activity, by FERC Account, by month. Changes to plant clearings should be directed to NMGC for model updates.	WP Plant 3 Gross Balances; 630 Schedule I-1.5 IMP	None
15	WP Plant 3 Gross Balances	Gross Plant Balances, Linkage and Test	Provides Gross Plant Balances, by FERC Account, by month. Changes to plant clearings should be directed to NMGC for model updates.	630 Schedule B-3 Gross Plant, 630 Schedule B-2 Gross Plant, 630 Schedule B-1 Gross Plant	None
16	WP Plant-4 - Deprec Activity	Monthly Depreciation expenses, Linkage and Test periods	Provides monthly depreciation expenses to calculate accumulated reserve. Changes to depreciation expense should be directed to NMGC for model updates.	WP Plant 5 Depreciation Exp, WP Plant 6 Accum Res Balances	None
17	WP Plant 5 Depreciation Exp	Monthly depreciation expenses by FERC account, Linkage and Test periods	Provides monthly depreciation expenses for all periods. Changes to depreciation expense should be directed to NMGC for model updates.	630 Schedule H-7b	WP Plant-4 - Deprec Activity
18	WP Plant 6 Accum Res Balances	Accumulate reserve for depreciation and amortization	Provide accumulated reserve to calculate monthly Net Plant. Changes to accumulated reserve balances should be directed to NMGC for model updates.	WP Plant 1 Net Plant Balances	None
19	WP Plant 7 Williams	Williams assets Debt Only Schedule	Provides support for Debt Only Adjustment related to Williams assets	COS Summary	630 Schedule B-3 Gross Plant, 630 Schedule C-1a Accum, 630 Schedules A5
20					
21					
22	**Working Capital Lead Sheet**				
23				***Provides Information To***	***Requires Information From***
24	***Tab Reference***	***Description***	***Purpose***	***Tab name***	***Tab name***
25	WP Working Capital COS Inputs	Work Capital Base, Linkage, and Test Period Data	Summarizes working capital balances for COS Summary	COS Summary	630 Schedule E-1 CWC, 630 Schedule E-2.1 M&S, 630 Schedule E-2.2 Prepaid, 630 Schedule E-4 Storage

NEW MEXICO GAS COMPANY, INC.

Lead Sheet
Base Period - 12 Months Ending March 31, 2023
Future Test Year - 12 Months Ending September 30, 2025

	A	B	C	D	E
2				***Provides Information To***	***Requires Information From***
3	***Tab Reference***	***Description***	***Purpose***	***Tab name***	***Tab name***
26	630 Schedule E-1 CWC	Cash Working Capital	Provides calculation of cash working capital balances for Base, Linkage and Future Test periods	WP Working Capital COS Inputs	630 Schedule I-2 Income Statement; Exhibit ECB-5, WP 2 OM 630 Sched H1 OM Summary, WP 6 OM Incentive Comp, 630 Schedule H-4.1; Exhbit ECB 3, COS Summary; 630 Schedules H-10
27	630 Schedule E-2.1 M&S	Materials and supplies	Forecast materials and supply balances	WP Working Capital COS Inputs	None
28	630 Schedule E-2.2 Prepaid	Prepaid Expenses	Forecasts prepaid expense balances	WP Working Capital COS Inputs	None
29	630 Schedule E-4 Storage	Inventories of natural gas in storage	Forecasts natural gas storage balances	WP Working Capital COS Inputs	None
30					
31					
32	**Other Rate Base Items Lead Sheet**				
33				***Provides Information To***	***Requires Information From***
34	***Tab Reference***	***Description***	***Purpose***	***Tab name***	***Tab name***
35	WP Other RB COS Inputs	Other Rate Base-Base Period, Linkage and Test Period Data	Provides a summary of Other Rate Base items for all periods in Model format	COS Summary	630 Schedule I-1.3 Cust Dep, 630 Schedule I-1.2 I&D, 630 Schedule I-1 Balance Sheet, 630 Schedule I-1.5 IMP, 630 Schedule I-1.4 ARO, 630 Schedule H-7.2 Trans ROW, 630 Schedule H-7.1 Dist ROW, 630 Schedule I-1.1 Rate Case Ex, 630 Schedule I-2 Income State
36	630 Schedule H-7.1 Dist ROW	Depreciation, depletion, amortization, and abandonment expense for rights-of-way	Reflects amortization and renewal of distribution ROWs in all periods	WP Other RB COS Inputs	None
37	630 Schedule H-7.2 Trans ROW	Depreciation, depletion, amortization, and abandonment expense for rights-of-way	Reflects amortization and renewal of transmission ROWs in all periods	WP Other RB COS Inputs	None
38	630 Schedule I-1 Balance Sheet	Balance Sheet	Statement of financial position for the all periods	WP Other RB COS Inputs	630 Schedule B-3 Gross Plant, 630 Schedule C-1.1 Accum, 630 Schedule H-7b, 630 Schedule E-1 CWC, WP Working Capital COS Inputs, 630 Schedule I-1.1 Rate Case Ex, 630 Schedule I-1.3 Cust Dep
39	630 Schedule I-1.1 Rate Case Ex	2018 and 2019 Rate Case Expenses	Amortizes the Rate Case expenses over time	WP Other RB COS Inputs	None
40	630 Schedule I-1.2 I&D	Injury and Damages	Net Injury and Damages obligations over time	WP Other RB COS Inputs	None

NEW MEXICO GAS COMPANY, INC.

Lead Sheet
Base Period - 12 Months Ending March 31, 2023
Future Test Year - 12 Months Ending September 30, 2025

	A	B	C	D	E
2				***Provides Information To***	***Requires Information From***
3	***Tab Reference***	***Description***	***Purpose***	***Tab name***	***Tab name***
41	630 Schedule I-1.3 Cust Dep	Customer Deposits	Net Customer Deposit obligations over time	WP Other RB COS Inputs	None
42	630 Schedule I-1.4 ARO	Asset Retirement Obligation	Net Asset Retirement Obligations over time	WP Other RB COS Inputs	None
43	630 Schedule I-1.5 IMP	Integrity Management Program	Details of IMP Regulatory Asset	WP Other RB COS Inputs	None
44	630 Schedule I-1.6 COVID	COVID-19 Regulatory Asset	Amortizes the COVID Regulatory Asset over time	WP Other RB COS Inputs	None
45	630 Schedule I-1.7 Hansen CIS	Hansen CIS (Banner) Regulatory Asset	Amortizes the Hansen CIS Regulatory Asset over time	WP Other RB COS Inputs	None
46	630 Schedule I-1.8 Legal	Legal Regulatory Liability	Amortizes the Legal Regulatory Liability over time	WP Other RB COS Inputs	None
47	630 Schedule I-2 Income State	Income Statement	NMGC's financial performance for all periods	WP Other RB COS Inputs	NMGC Exhibit ECB 3, WP 2 OM 630 Sched H1 OM Summary, WP Gen Tax COS Inputs, COS Summary, 630 Schedule G3; Exhibit ECB-4, WP Other RB COS Inputs, WP Depreciation COS Inputs
48	630 Schedule I-3 Cash Flow	Cash Flow Statement	Summarizes the amount of cash and cash equivalents entering and leaving NMGC for all periods	None	630 Schedule I-2 Income State, 630 Schedule I-1 Balance Sheet

NEW MEXICO GAS COMPANY, INC.

Summary of Net Plant Inputs for COS Model
Base Period - 12 Months Ending March 31, 2023
Future Test Year - 12 Months Ending September 30, 2025

	A	B	C	D	E	F	G	H	I	J	K	L	M	N
2	Net Plant-In-Service (1)			FERC Account	Total Company Unadjusted Base Period Ending 3/31/2023	Base Period Adjustments	Total Company Adjusted Base Period	Linkage 1 Ending 3/31/2024	Linkage 2 Ending 9/30/2024	Future Test Year Ending 09/30/25	Test Period Adjustments	Adjusted Future Test Year Ending 9/30/2025		Variance Adjusted Base Period to Test Period $
3							G = E + F					L = J + K		
4	**Net Transmission Plant**													
5														
6		Land And Land Rights		101/106 - 365.1	$ 4,900,936	$ -	$ 4,900,936	$ 4,900,936	$ 4,900,936	$ 4,900,936	$ -	$ 4,900,936		$ -
7		Right Of Way		101/106 - 365.2	$ 3,602,809	$ -	$ 3,602,809	$ 3,532,354	$ 3,499,812	$ 3,434,727	$ 32,542	$ 3,467,269		$ (135,540)
8		Compressor Station Structure		101/106 - 366.1	$ 753,601	$ -	$ 753,601	$ 729,772	$ 718,981	$ 697,400	$ 10,791	$ 708,190		$ (45,410)
9		Measuring Station Structure		101/106 - 366.2	$ 12,449	$ -	$ 12,449	$ 11,816	$ 11,500	$ 10,869	$ 316	$ 11,184		$ (1,265)
10		Other Structures		101/106 - 366.3	$ 241,767	$ -	$ 241,767	$ 232,290	$ 228,042	$ 219,545	$ 4,248	$ 223,794		$ (17,974)
11		Mains-Bare Steel Pipe		101/106 - 367.0	$ (13,668)	$ -	$ (13,668)	$ (13,668)	$ (13,668)	$ (13,668)	$ -	$ (13,668)		$ 0
12		Mains-Wrapped Steel Pipe		101/106 - 367.1	$ 186,362,762	$ -	$ 186,362,762	$ 208,416,253	$ 212,836,196	$ 233,053,128	$ (8,315,208)	$ 224,737,920		$ 38,375,158
13		Mains-Other Equipment		101/106 - 367.2	$ 109,136	$ -	$ 109,136	$ 109,136	$ 109,136	$ 109,136	$ -	$ 109,136		$ -
14		Mains-Other Equipment		101/106 - 367.3	$ 30,370,091	$ -	$ 30,370,091	$ 28,889,988	$ 28,165,260	$ 26,715,804	$ 724,728	$ 27,440,532		$ (2,929,559)
15		Mains - Anodes		101/106 - 367.4	$ 1,156,119	$ -	$ 1,156,119	$ 909,388	$ 730,380	$ 372,364	$ 179,008	$ 551,372		$ (604,747)
16		Mains-Wrap Stl Pipe Brazos		101/106 - 367.5	$ 933,396	$ -	$ 933,396	$ 918,224	$ 911,029	$ 896,637	$ 7,196	$ 903,833		$ (29,563)
17		Mains-Wrap Stl Pipe Brazos		101/106 - 367.6	$ 180,995	$ -	$ 180,995	$ 180,995	$ 180,995	$ 180,995	$ -	$ 180,995		$ -
18		Compressor Station Equipment		101/106 - 368.0	$ 32,002,207	$ -	$ 32,002,207	$ 35,409,261	$ 35,641,430	$ 38,495,070	$ (1,165,919)	$ 37,329,152		$ 5,326,944
19		Field Measuring & Regulation		101/106 - 369.0	$ 54,896,788	$ -	$ 54,896,788	$ 62,528,451	$ 63,463,994	$ 70,216,255	$ (2,775,783)	$ 67,440,472		$ 12,543,684
20		Other Equipment		101/106 - 371.0	$ 57,252	$ -	$ 57,252	$ 51,263	$ 48,497	$ 42,964	$ 2,766	$ 45,730		$ (11,522)
21														
22			**Total Net Transmission Plant**		**$ 315,566,641**	**$ -**	**$ 315,566,641**	**$ 346,806,459**	**$ 351,432,518**	**$ 379,332,162**	**$ (11,295,315)**	**$ 368,036,847**		**$ 52,470,206**
23														
24	**Net Distribution Plant**													
25														
26		Land		101/106 - 374.1	$ 1,473,513	$ -	$ 1,473,513	$ 1,473,513	$ 1,473,513	$ 1,473,513	$ -	$ 1,473,513		$ -
27		Land Rights		101/106 - 374.2	$ 229,369	$ -	$ 229,369	$ 224,588	$ 222,393	$ 218,002	$ 2,195	$ 220,197		$ (9,172)
28		Structures & Improvement		101/106 - 375	$ 446,839	$ -	$ 446,839	$ 434,367	$ 428,155	$ 415,730	$ 6,212	$ 421,942		$ (24,896)
29		Mains-Bare Steel Pipe		101/106 - 376	$ (91,322)	$ -	$ (91,322)	$ -	$ -	$ -	$ -	$ -		$ 91,322
30		Mains-Wrapped Steel Pipe		101/106 - 376.1	$ 57,429,598	$ -	$ 57,429,598	$ 64,394,781	$ 67,830,122	$ 74,613,379	$ (3,468,670)	$ 71,144,709		$ 13,715,111
31		Mains-Plastic Pipe		101/106 - 376.2	$ 179,404,462	$ -	$ 179,404,462	$ 202,576,637	$ 214,857,772	$ 233,616,893	$ (10,518,574)	$ 223,098,318		$ 43,693,857
32		Mains-Cathodic Protection		101/106 - 376.3	$ 121,009	$ -	$ 121,009	$ 111,258	$ 105,038	$ 92,598	$ 6,220	$ 98,818		$ (22,191)
33		Mains-Other Equipment		101/106 - 376.4	$ 6,280,647	$ -	$ 6,280,647	$ 10,054,821	$ 11,889,783	$ 15,498,955	$ (1,814,541)	$ 13,684,414		$ 7,403,768
34		Mains - Anodes		101/106 - 376.5	$ 15,041,156	$ -	$ 15,041,156	$ 14,386,608	$ 13,471,386	$ 11,503,023	$ 916,808	$ 12,419,831		$ (2,621,324)
35		Compressor Station Equipment		101/106 - 377	$ -	$ -	$ -	$ -	$ -	$ -	$ -	$ -		$ -
36		Field Measuring & Regulation		101/106 - 378	$ 14,855,642	$ -	$ 14,855,642	$ 14,783,066	$ 14,750,752	$ 14,615,735	$ 41,563	$ 14,657,298		$ (198,344)
37		Field Measuring & Regulation		101/106 - 379	$ 2,315,927	$ -	$ 2,315,927	$ 2,222,747	$ 2,181,716	$ 2,099,654	$ 41,031	$ 2,140,685		$ (175,242)
38		Services-Plastic Pipe		101/106 - 380	$ 42,875,370	$ -	$ 42,875,370	$ 49,197,482	$ 53,626,488	$ 61,932,773	$ (4,979,343)	$ 56,953,430		$ 14,078,061
39		Services-Bare Steel Pipe An		101/106 - 380.1	$ 13,963,162	$ -	$ 13,963,162	$ 15,105,647	$ 15,789,129	$ 17,385,250	$ (984,513)	$ 16,400,737		$ 2,437,575
40		Meters		101/106 - 381	$ 70,286,132	$ -	$ 70,286,132	$ 71,930,828	$ 73,183,491	$ 74,958,488	$ (1,344,843)	$ 73,613,645		$ 3,327,513
41		ERTS - AMR Meters		101/106 - 381.1	$ 15,553,976	$ -	$ 15,553,976	$ 14,456,390	$ 13,977,705	$ 12,928,549	$ 474,791	$ 13,403,340		$ (2,150,637)
42		House Regulators		101/106 - 383	$ 4,368,121	$ -	$ 4,368,121	$ 4,226,735	$ 4,151,295	$ 4,000,413	$ 75,441	$ 4,075,854		$ (292,267)
43		Industrial Measuring & Regulation		101/106 - 385	$ 15,198,899	$ -	$ 15,198,899	$ 15,531,629	$ 15,679,100	$ 15,824,980	$ (124,801)	$ 15,700,179		$ 501,280
44														
45			**Total Net Distribution Plant**		**$ 439,752,499**	**$ -**	**$ 439,752,499**	**$ 481,111,099**	**$ 503,617,836**	**$ 541,177,937**	**$ (21,671,024)**	**$ 519,506,913**		**$ 79,754,414**

NEW MEXICO GAS COMPANY, INC.

Summary of Net Plant Inputs for COS Model
Base Period - 12 Months Ending March 31, 2023
Future Test Year - 12 Months Ending September 30, 2025

	A	B	C	D	E	F	G	H	I	J	K	L	M	N
2	Net Plant-In-Service (1)			FERC Account	Total Company Unadjusted Base Period Ending 3/31/2023	Base Period Adjustments	Total Company Adjusted Base Period	Linkage 1 Ending 3/31/2024	Linkage 2 Ending 9/30/2024	Future Test Year Ending 09/30/25	Test Period Adjustments	Adjusted Future Test Year Ending 9/30/2025		Variance Adjusted Base Period to Test Period $
3							G = E + F					L = J + K		
46														
47	Net General and Intangible Plant													
48														
49		Intangible Plt - Software		101/106 - 303.1	$ -	$ -	$ -	$ -	$ -	$ -	$ -	$ -		$ -
50		Intangible Plt - Software		101/106 - 303.2	$ -	$ -	$ -	$ -	$ -	$ -	$ -	$ -		$ -
51		Intangible Plt - Software		101/106 - 303.3	$ 26,014,008	$ -	$ 26,014,008	$ 29,867,993	$ 28,289,446	$ 66,213,150	$ (4,997,637)	$ 61,215,513		$ 35,201,505
52		Land		101/106 - 389	$ 5,251,377	$ -	$ 5,251,377	$ 5,251,377	$ 5,251,377	$ 5,251,377	$ -	$ 5,251,377		$ -
53		Structures & Improvement		101/106 - 390	$ 27,444,235	$ -	$ 27,444,235	$ 32,473,903	$ 36,507,203	$ 42,193,505	$ (3,859,701)	$ 38,333,805		$ 10,889,570
54		Structures & Improvement		101/106 - 390.1	$ -	$ -	$ -	$ -	$ -	$ -	$ -	$ -		$ -
55		Structures & Improvement		101/106 - 390.2	$ -	$ -	$ -	$ -	$ -	$ -	$ -	$ -		$ -
56		Struct & Imprv Business Ctr		101/106 - 390.3	$ 724,549	$ -	$ 724,549	$ 670,113	$ 655,975	$ 627,701	$ 14,137	$ 641,838		$ (82,711)
57		Struct & Imprv Los Lunas Bldg		101/106 - 390.4	$ 16,566	$ -	$ 16,566	$ 3,649	$ 2,017	$ -	$ 655	$ 655		$ (15,910)
58		Struct & Imprv Rio Bravo		101/106 - 390.5	$ -	$ -	$ -	$ -	$ -	$ -	$ -	$ -		$ -
59		Struct & Imprv Rio Rancho		101/106 - 390.6	$ -	$ -	$ -	$ -	$ -	$ -	$ -	$ -		$ -
60		Struct & Imprv Santa Fe		101/106 - 390.7	$ -	$ -	$ -	$ -	$ -	$ -	$ -	$ -		$ -
61		Struct & Imprv SF Pymt Ctr		101/106 - 390.8	$ 12,107	$ -	$ 12,107	$ 8,364	$ 6,514	$ 2,812	$ 1,851	$ 4,663		$ (7,444)
62		Solar Structures		101/106 - 390.9	$ 3,080,748		$ 3,080,748	$ 2,951,485	$ 2,898,358	$ 2,792,106	$ 53,126	$ 2,845,232		$ (235,516)
63		Office Furniture & Equip		101/106 - 391	$ 1,059,495	$ -	$ 1,059,495	$ 959,020	$ 908,772	$ 808,275	$ 50,248	$ 858,524		$ (200,972)
64		Off Furn & Equip, PC Systems		101/106 - 391.1	$ -	$ -	$ -	$ -	$ -	$ -	$ -	$ -		$ -
65		Off Furn & Equip, PCs		101/106 - 391.2	$ 6,594,351	$ -	$ 6,594,351	$ 6,638,927	$ 6,227,991	$ 5,172,608	$ 815,599	$ 5,988,207		$ (606,145)
66		Transportation Equip-Light		101/106 - 392	$ 6,992,146	$ -	$ 6,992,146	$ 9,016,193	$ 9,624,753	$ 10,668,563	$ (610,359)	$ 10,058,203		$ 3,066,058
67		Transportation Equip-Heavy		101/106 - 392.1	$ 1,720,685	$ -	$ 1,720,685	$ 1,841,907	$ 1,882,286	$ 1,935,769	$ (41,008)	$ 1,894,761		$ 174,076
68		Transportation Equip-Trailer		101/106 - 392.2	$ 2,301,152	$ -	$ 2,301,152	$ 2,392,937	$ 2,420,711	$ 2,454,055	$ (27,681)	$ 2,426,373		$ 125,222
69		Transportation Equip - Medium		101/106 - 392.3	$ 4,515,962	$ -	$ 4,515,962	$ 5,530,501	$ 5,864,043	$ 6,449,408	$ (337,341)	$ 6,112,067		$ 1,596,105
70		Transp Equip - Special Purpose		101/106 - 392.4	$ 143,337	$ -	$ 143,337	$ 127,529	$ 119,753	$ 104,203	$ 7,775	$ 111,978		$ (31,359)
71		Stores Equip		101/106 - 393	$ 364,119	$ -	$ 364,119	$ 470,180	$ 471,655	$ 471,372	$ (3,371)	$ 468,000		$ 103,881
72		Tools, Shop & Garage Equip		101/106 - 394	$ 12,347,355	$ -	$ 12,347,355	$ 13,181,826	$ 13,658,869	$ 13,792,569	$ (205,675)	$ 13,586,895		$ 1,239,540
73		Power Operated Equipment		101/106 - 396	$ 4,183,078	$ -	$ 4,183,078	$ 5,124,051	$ 5,197,120	$ 5,327,182	$ (94,368)	$ 5,232,815		$ 1,049,737
74		Communication Equip		101/106 - 397	$ 2,473,241	$ -	$ 2,473,241	$ 2,036,909	$ 1,728,234	$ 1,099,299	$ 325,551	$ 1,424,850		$ (1,048,391)
75		Miscellaneous Equipment		101/106 - 398	$ 1,997,620	$ -	$ 1,997,620	$ 2,374,495	$ 2,458,037	$ 2,609,317	$ (17,896)	$ 2,591,421		$ 593,800
76		ARO Asset		101/106 - 399.1	$ 3,837	$ -	$ 3,837	$ 3,712	$ 3,712	$ 3,712	$ -	$ 3,712		$ (125)
77														
78			**Total Net General and Intangible Plant**		**$ 107,239,968**	**$ -**	**$ 107,239,968**	**$ 120,925,070**	**$ 124,176,827**	**$ 167,976,982**	**$ (8,926,093)**	**$ 159,050,889**		**$ 51,810,920**
79														
80			**Total Net Plant**		**$ 862,559,108**	**$ -**	**$ 862,559,108**	**$ 948,842,628**	**$ 979,227,180**	**$ 1,088,487,081**	**$ (41,892,432)**	**$ 1,046,594,649**		**$ 184,035,541**
81														
82														
83		**Notes:**												
84		(1) Please direct modeling changes related to net plant to NMGC for assistance.												

Sponsored by NMGC Witness Erik C. Buchanan

WP Plant COS Inputs

NEW MEXICO GAS COMPANY, INC.

Summary of Net Plant Inputs for COS Model
Base Period - 12 Months Ending March 31, 2023
Future Test Year - 12 Months Ending September 30, 2025

	A	B	C	D	O	P	Q	R	S	T
2	Net Plant-In-Service (1)			FERC Account	Variance Adjusted Base Period to Test Period %		Intervenor Manual Adjustments	Intervenor Net Amount		Rule 630 Schedule or Workpaper Ref.
3										
4	**Net Transmission Plant**									
5										
6		Land And Land Rights		101/106 - 365.1	0%			$ 4,900,936		WP Plant 1 Net Plant Balances
7		Right Of Way		101/106 - 365.2	-4%			$ 3,467,269		WP Plant 1 Net Plant Balances
8		Compressor Station Structure		101/106 - 366.1	-6%			$ 708,190		WP Plant 1 Net Plant Balances
9		Measuring Station Structure		101/106 - 366.2	-10%			$ 11,184		WP Plant 1 Net Plant Balances
10		Other Structures		101/106 - 366.3	-7%			$ 223,794		WP Plant 1 Net Plant Balances
11		Mains-Bare Steel Pipe		101/106 - 367.0	0%			$ (13,668)		WP Plant 1 Net Plant Balances
12		Mains-Wrapped Steel Pipe		101/106 - 367.1	21%			$ 224,737,920		WP Plant 1 Net Plant Balances
13		Mains-Other Equipment		101/106 - 367.2	0%			$ 109,136		WP Plant 1 Net Plant Balances
14		Mains-Other Equipment		101/106 - 367.3	-10%			$ 27,440,532		WP Plant 1 Net Plant Balances
15		Mains - Anodes		101/106 - 367.4	-52%			$ 551,372		WP Plant 1 Net Plant Balances
16		Mains-Wrap Stl Pipe Brazos		101/106 - 367.5	-3%			$ 903,833		WP Plant 1 Net Plant Balances
17		Mains-Wrap Stl Pipe Brazos		101/106 - 367.6	0%			$ 180,995		WP Plant 1 Net Plant Balances
18		Compressor Station Equipment		101/106 - 368.0	17%			$ 37,329,152		WP Plant 1 Net Plant Balances
19		Field Measuring & Regulation		101/106 - 369.0	23%			$ 67,440,472		WP Plant 1 Net Plant Balances
20		Other Equipment		101/106 - 371.0	-20%			$ 45,730		WP Plant 1 Net Plant Balances
21										
22			**Total Net Transmission Plant**		**17%**		**$ -**	**$ 368,036,847**		
23										
24	**Net Distribution Plant**									
25										
26		Land		101/106 - 374.1	0%			$ 1,473,513		WP Plant 1 Net Plant Balances
27		Land Rights		101/106 - 374.2	-4%			$ 220,197		WP Plant 1 Net Plant Balances
28		Structures & Improvement		101/106 - 375	-6%			$ 421,942		WP Plant 1 Net Plant Balances
29		Mains-Bare Steel Pipe		101/106 - 376	-100%			$ -		WP Plant 1 Net Plant Balances
30		Mains-Wrapped Steel Pipe		101/106 - 376.1	24%			$ 71,144,709		WP Plant 1 Net Plant Balances
31		Mains-Plastic Pipe		101/106 - 376.2	24%			$ 223,098,318		WP Plant 1 Net Plant Balances
32		Mains-Cathodic Protection		101/106 - 376.3	-18%			$ 98,818		WP Plant 1 Net Plant Balances
33		Mains-Other Equipment		101/106 - 376.4	118%			$ 13,684,414		WP Plant 1 Net Plant Balances
34		Mains - Anodes		101/106 - 376.5	-17%			$ 12,419,831		WP Plant 1 Net Plant Balances
35		Compressor Station Equipment		101/106 - 377	0%			$ -		WP Plant 1 Net Plant Balances
36		Field Measuring & Regulation		101/106 - 378	-1%			$ 14,657,298		WP Plant 1 Net Plant Balances
37		Field Measuring & Regulation		101/106 - 379	-8%			$ 2,140,685		WP Plant 1 Net Plant Balances
38		Services-Plastic Pipe		101/106 - 380	33%			$ 56,953,430		WP Plant 1 Net Plant Balances
39		Services-Bare Steel Pipe An		101/106 - 380.1	17%			$ 16,400,737		WP Plant 1 Net Plant Balances
40		Meters		101/106 - 381	5%			$ 73,613,645		WP Plant 1 Net Plant Balances
41		ERTS - AMR Meters		101/106 - 381.1	-14%			$ 13,403,340		WP Plant 1 Net Plant Balances
42		House Regulators		101/106 - 383	-7%			$ 4,075,854		WP Plant 1 Net Plant Balances
43		Industrial Measuring & Regulation		101/106 - 385	3%			$ 15,700,179		WP Plant 1 Net Plant Balances
44										
45			**Total Net Distribution Plant**		**18%**		**$ -**	**$ 519,506,913**		

NEW MEXICO GAS COMPANY, INC.

Summary of Net Plant Inputs for COS Model
Base Period - 12 Months Ending March 31, 2023
Future Test Year - 12 Months Ending September 30, 2025

	A	B	C	D	O	P	Q	R	S	T
2	Net Plant-In-Service (1)			FERC Account	Variance Adjusted Base Period to Test Period %		Intervenor Manual Adjustments	Intervenor Net Amount		Rule 630 Schedule or Workpaper Ref.
3										
46										
47	**Net General and Intangible Plant**									
48										
49		Intangible Plt - Software		101/106 - 303.1	0%			$ -		WP Plant 1 Net Plant Balances
50		Intangible Plt - Software		101/106 - 303.2	0%			$ -		WP Plant 1 Net Plant Balances
51		Intangible Plt - Software		101/106 - 303.3	135%			$ 61,215,513		WP Plant 1 Net Plant Balances
52		Land		101/106 - 389	0%			$ 5,251,377		WP Plant 1 Net Plant Balances
53		Structures & Improvement		101/106 - 390	40%			$ 38,333,805		WP Plant 1 Net Plant Balances
54		Structures & Improvement		101/106 - 390.1	0%			$ -		WP Plant 1 Net Plant Balances
55		Structures & Improvement		101/106 - 390.2	0%			$ -		WP Plant 1 Net Plant Balances
56		Struct & Imprv Business Ctr		101/106 - 390.3	-11%			$ 641,838		WP Plant 1 Net Plant Balances
57		Struct & Imprv Los Lunas Bldg		101/106 - 390.4	-96%			$ 655		WP Plant 1 Net Plant Balances
58		Struct & Imprv Rio Bravo		101/106 - 390.5	0%			$ -		WP Plant 1 Net Plant Balances
59		Struct & Imprv Rio Rancho		101/106 - 390.6	0%			$ -		WP Plant 1 Net Plant Balances
60		Struct & Imprv Santa Fe		101/106 - 390.7	0%			$ -		WP Plant 1 Net Plant Balances
61		Struct & Imprv SF Pymt Ctr		101/106 - 390.8	-61%			$ 4,663		WP Plant 1 Net Plant Balances
62		Solar Structures		101/106 - 390.9				$ 2,845,232		
63		Office Furniture & Equip		101/106 - 391	-19%			$ 858,524		WP Plant 1 Net Plant Balances
64		Off Furn & Equip, PC Systems		101/106 - 391.1	0%			$ -		WP Plant 1 Net Plant Balances
65		Off Furn & Equip, PCs		101/106 - 391.2	-9%			$ 5,988,207		WP Plant 1 Net Plant Balances
66		Transportation Equip-Light		101/106 - 392	44%			$ 10,058,203		WP Plant 1 Net Plant Balances
67		Transportation Equip-Heavy		101/106 - 392.1	10%			$ 1,894,761		WP Plant 1 Net Plant Balances
68		Transportation Equip-Trailer		101/106 - 392.2	5%			$ 2,426,373		WP Plant 1 Net Plant Balances
69		Transportation Equip - Medium		101/106 - 392.3	35%			$ 6,112,067		WP Plant 1 Net Plant Balances
70		Transp Equip - Special Purpose		101/106 - 392.4	-22%			$ 111,978		WP Plant 1 Net Plant Balances
71		Stores Equip		101/106 - 393	29%			$ 468,000		WP Plant 1 Net Plant Balances
72		Tools, Shop & Garage Equip		101/106 - 394	10%			$ 13,586,895		WP Plant 1 Net Plant Balances
73		Power Operated Equipment		101/106 - 396	25%			$ 5,232,815		WP Plant 1 Net Plant Balances
74		Communication Equip		101/106 - 397	-42%			$ 1,424,850		WP Plant 1 Net Plant Balances
75		Miscellaneous Equipment		101/106 - 398	30%			$ 2,591,421		WP Plant 1 Net Plant Balances
76		ARO Asset		101/106 - 399.1	-3%			$ 3,712		WP Plant 1 Net Plant Balances
77										
78			**Total Net General and Intangible Plant**		**48%**		**$ -**	**$ 159,050,889**		
79										
80			**Total Net Plant**		**21%**		**$ -**	**$ 1,046,594,649**		
81										
82										
83		**Notes:**								
84		(1) Please direct modeling changes related to net plant to NMGC for assistance.								

NEW MEXICO GAS COMPANY, INC.

Summary of Depreciation Expense Inputs for COS Model
Base Period - 12 Months Ending March 31, 2023
Future Test Year - 12 Months Ending September 30, 2025

	A	B	C	D	E	F	G	H	I	J	K
2	Depreciation Expense (1)			FERC Account	Total Company Unadjusted Base Period Ending 3/31/2023	Base Period Adjustments	Total Company Adjusted Base Period	Linkage 1 Ending 3/31/2024	Linkage 2 Ending 9/30/2024	Future Test Year Ending 9/30/2025	Test Period Adjustments
3							G = E + F				
4	**Transmission Depreciation and Amortization**										
5											
6		Land And Land Rights		403	$ -	$ -	$ -	$ -	$ -	$ -	$ -
7		Right Of Way		403	$ 77,765	$ 211	$ 77,975	$ 70,456	$ 65,084	$ 65,084	$ -
8		Compressor Station Structure		403	$ 26,931	$ 43	$ 26,974	$ 23,829	$ 21,582	$ 21,582	$ -
9		Measuring Station Structure		403	$ 635	$ 0	$ 635	$ 633	$ 632	$ 632	$ -
10		Other Structures		403	$ 10,822	$ 29	$ 10,851	$ 9,478	$ 8,496	$ 8,496	$ -
11		Mains-Bare Steel Pipe		403	$ -	$ (0)	$ (0)	$ (0)	$ -	$ -	$ -
12		Mains-Wrapped Steel Pipe		403	$ 4,548,616	$ 111,778	$ 4,660,393	$ 4,540,892	$ 4,485,776	$ 4,822,480	$ -
13		Mains-Other Equipment		403	$ 902	$ (902)	$ -	$ -	$ -	$ -	$ -
14		Mains-Other Equipment		403	$ 1,511,081	$ 11,929	$ 1,523,010	$ 1,480,103	$ 1,449,456	$ 1,449,456	$ -
15		Mains - Anodes		403	$ 90,977	$ (45)	$ 90,932	$ 246,731	$ 358,016	$ 358,016	$ -
16		Compressor Station Equipment		403	$ 762,370	$ 24,373	$ 786,742	$ 878,633	$ 950,880	$ 1,016,250	$ -
17		Field Measuring & Regulation		403	$ 1,177,548	$ 60,690	$ 1,238,238	$ 1,407,983	$ 1,543,417	$ 1,691,137	$ -
18		Other Equipment		403	$ 6,621	$ 8	$ 6,629	$ 5,989	$ 5,533	$ 5,533	$ -
19											
20			**Total Transmission Depreciation and Amortization**		**$ 8,214,267**	**$ 208,113**	**$ 8,422,380**	**$ 8,664,727**	**$ 8,888,871**	**$ 9,438,666**	**$ -**
21											
22											
23	**Distribution Depreciation and Amortization**										
24											
25		Land Rights		403	$ 5,309	$ 17	$ 5,326	$ 4,781	$ 4,391	$ 4,391	$ -
26		Structures & Improvement		403	$ 12,809	$ (272)	$ 12,538	$ 12,472	$ 12,425	$ 12,425	$ -
27		Mains-Bare Steel Pipe		403	$ -	$ 0	$ 0	$ (91,322)	$ -	$ -	$ -
28		Mains-Wrapped Steel Pipe		403	$ 2,688,218	$ 40,352	$ 2,728,570	$ 2,710,166	$ 2,732,158	$ 2,914,126	$ -
29		Mains-Plastic Pipe		403	$ 4,567,452	$ 167,196	$ 4,734,647	$ 5,060,295	$ 5,375,926	$ 5,841,442	$ -
30		Mains-Cathodic Protection		403	$ 5,995	$ (8)	$ 5,987	$ 9,751	$ 12,440	$ 12,440	$ -
31		Mains-Other Equipment		403	$ 257,284	$ 7,866	$ 265,150	$ 314,206	$ 375,539	$ 507,523	$ -
32		Mains - Anodes		403	$ 917,420	$ 102,092	$ 1,019,512	$ 2,347,754	$ 3,327,048	$ 3,552,386	$ -
33		Compressor Station Equipment		403	$ -	$ -	$ -	$ -	$ -	$ -	$ -
34		Field Measuring & Regulation		403	$ 537,492	$ 83,592	$ 621,084	$ 571,961	$ 537,724	$ 548,028	$ -
35		Field Measuring & Regulation		403	$ -	$ -	$ -	$ -	$ -	$ -	$ -
36		Services-Plastic Pipe		403	$ 6,927,727	$ 226,930	$ 7,154,657	$ 4,921,401	$ 3,344,481	$ 3,535,908	$ -
37		Services-Bare Steel Pipe		403	$ 446,654	$ 25,582	$ 472,236	$ 333,619	$ 237,801	$ 264,782	$ -
38		Meters		403	$ 2,873,804	$ 149,332	$ 3,023,136	$ 3,363,496	$ 3,652,422	$ 3,861,145	$ -
39		ERTS - AMR Meters		403	$ 1,679,103	$ 7,920	$ 1,687,024	$ 1,654,052	$ 1,638,152	$ 1,675,393	$ -
40		House Regulators		403	$ 123,371	$ 4,720	$ 128,091	$ 141,386	$ 150,881	$ 150,881	$ -
41		Industrial Measuring & Regulation		403	$ 905,986	$ (1,362)	$ 904,625	$ 805,350	$ 736,245	$ 762,657	$ -
42											
43			**Total Distribution Depreciation and Amortization**		**$ 21,948,624**	**$ 813,958**	**$ 22,762,582**	**$ 22,159,367**	**$ 22,137,636**	**$ 23,643,527**	**$ -**
44											

NEW MEXICO GAS COMPANY, INC.

Summary of Depreciation Expense Inputs for COS Model
Base Period - 12 Months Ending March 31, 2023
Future Test Year - 12 Months Ending September 30, 2025

	A	B	C	D	E	F	G	H	I	J	K
2	Depreciation Expense (1)			FERC Account	Total Company Unadjusted Base Period Ending 3/31/2023	Base Period Adjustments	Total Company Adjusted Base Period	Linkage 1 Ending 3/31/2024	Linkage 2 Ending 9/30/2024	Future Test Year Ending 9/30/2025	Test Period Adjustments
3							G = E + F				
45	General and Intangible Depreciation and Amortization										
46											
47		Intangible Plt - Software		404	$ -	$ -	$ -	$ -	$ -	$ -	$ -
48		Intangible Plt - Software		404	$ 5	$ (5)	$ -	$ -	$ -	$ -	$ -
49		Intangible Plt - Software		404	$ 2,440,547	$ 260,850	$ 2,701,397	$ 2,976,309	$ 3,119,096	$ 5,480,661	$ -
50		Land		403	$ -	$ -	$ -	$ -	$ -	$ -	$ -
51		Structures & Improvement		403	$ 732,170	$ 39,746	$ 771,916	$ 801,459	$ 851,907	$ 986,959	$ -
52		Structures & Improvement		403	$ -	$ -	$ -	$ -	$ -	$ -	$ -
53		Struct & Imprv Business Ctr		403	$ 228,107	$ (137,046)	$ 91,062	$ 54,436	$ 28,275	$ 28,275	$ -
54		Struct & Imprv Los Lunas Bldg		403	$ 10,798	$ 15,632	$ 26,430	$ 12,917	$ 3,264	$ 2,017	$ -
55		Struct & Imprv Rio Bravo		403	$ 32,255	$ 164,018	$ 196,273	$ -	$ -	$ -	$ -
56		Struct & Imprv Rio Rancho		403	$ 1,884	$ 6,434	$ 8,318	$ -	$ -	$ -	$ -
57		Struct & Imprv Santa Fe		403	$ -	$ -	$ -	$ -	$ -	$ -	$ -
58		Struc & Imprv SF Pymt Ctr		403	$ 1,546	$ 2,256	$ 3,801	$ 3,743	$ 3,701	$ 3,701	$ -
59		Solar Structures		403	$ 122,058	$ 39,420	$ 161,478	$ 129,263	$ 106,252	$ 106,252	$ -
60		Office Furniture & Equip		403	$ 223,965	$ (123,519)	$ 100,446	$ 100,475	$ 100,496	$ 100,496	$ -
61		Off Furn & Equip, PC Systems		403	$ -	$ -	$ -	$ -	$ -	$ -	$ -
62		Off Furn & Equip, PCs		403	$ 1,925,505	$ 190,514	$ 2,116,019	$ 2,364,972	$ 2,539,332	$ 2,878,595	$ -
63		Transportation Equip-Light		403	$ 416,184	$ 22,923	$ 439,107	$ 667,200	$ 843,352	$ 930,891	$ -
64		Transportation Equip-Heavy		403	$ 395,331	$ (108)	$ 395,222	$ 311,300	$ 250,550	$ 263,880	$ -
65		Transportation Equip-Trailer		403	$ 286,595	$ 17,123	$ 303,718	$ 244,620	$ 201,860	$ 213,494	$ -
66		Transportation Equip - Medium		403	$ 279,366	$ 9,664	$ 289,031	$ 331,086	$ 364,527	$ 401,985	$ -
67		Transp Equip - Special Purpos		403	$ 16,161	$ 9	$ 16,170	$ 15,808	$ 15,550	$ 15,550	$ -
68		Stores Equip		403	$ 51,225	$ (26)	$ 51,200	$ 57,635	$ 61,690	$ 66,068	$ -
69		Tools,Shop & Garage Equip		403	$ 999,550	$ 53,062	$ 1,052,612	$ 1,134,582	$ 1,190,108	$ 1,289,604	$ -
70		Power Operated Equipment		403	$ 379,444	$ 2,887	$ 382,331	$ 383,482	$ 379,840	$ 402,196	$ -
71		Communication Equip		403	$ 302,333	$ 10,210	$ 312,543	$ 526,691	$ 681,287	$ 697,305	$ -
72		Miscellaneous Equipment		403	$ 128,714	$ (88,513)	$ 40,201	$ 135,154	$ 203,469	$ 236,153	$ -
73		ARO Asset		403	$ 301	$ (0)	$ 301	$ 125	$ -	$ -	$ -
74		ARO Accretion		411.1	$ 49,754	$ -	$ 49,754	$ 51,790	$ 53,946	$ 58,465	$ -
75		Right-of-Way - Transmission (186)		404	$ 2,972,124	$ 723,789	$ 3,695,914	$ 2,772,959	$ 3,184,001	$ 3,095,953	$ -
76		Right-of-Way - Distribution (186)		404	$ 444,912	$ (41,101)	$ 403,811	$ 386,087	$ 456,359	$ 397,213	$ -
77		CIAC Amortization		403	$ (669,022)	$ -	$ (669,022)	$ (669,022)	$ (669,022)	$ (669,022)	$ -
78		Transportation Equipment Depreciation Expense Capitalized		403	$ (373,752)	$ -	$ (373,752)	$ (423,932)	$ (446,326)	$ (483,572)	$ -
79			**Total General and Intangible Depreciation and Amortization**		**$ 11,398,059**	**$ 1,168,221**	**$ 12,566,279**	**$ 12,369,139**	**$ 13,523,514**	**$ 16,503,120**	**$ -**
80											
81											
82			**Total Depreciation and Amortization**		**$ 41,560,950**	**$ 2,190,292**	**$ 43,751,241**	**$ 43,193,233**	**$ 44,550,021**	**$ 49,585,313**	**$ -**
83											
84											
85		**Notes:**									
86		(1) Please direct changes to depreciation to NMGC for assistance.									

Sponsored by NMGC Witness Erik C. Buchanan

WP Depreciation COS Inputs

NEW MEXICO GAS COMPANY, INC.

Summary of Depreciation Expense Inputs for COS Model
Base Period - 12 Months Ending March 31, 2023
Future Test Year - 12 Months Ending September 30, 2025

	A	B	C	D	L	M	N	O	P	Q	R	S	T
2	Depreciation Expense (1)			FERC Account	Adjusted Future Test Year Ending 9/30/2025		Variance Adjusted Base Period to Test Period $	Variance Adjusted Base Period to Test Period %		Intervenor Manual Adjustments	Intervenor Net Amount		Rule 630 Schedule or Workpaper Ref.
3					L= J + K								
4	**Transmission Depreciation and Amortization**												
5													
6		Land And Land Rights		403	$ -		$ -				$ -		630 Schedule H-7b
7		Right Of Way		403	$ 65,084		$ (12,891)	-17%			$ 65,084		630 Schedule H-7b
8		Compressor Station Structure		403	$ 21,582		$ (5,393)	-20%			$ 21,582		630 Schedule H-7b
9		Measuring Station Structure		403	$ 632		$ (4)	-1%			$ 632		630 Schedule H-7b
10		Other Structures		403	$ 8,496		$ (2,355)	-22%			$ 8,496		630 Schedule H-7b
11		Mains-Bare Steel Pipe		403	$ -		$ 0	-100%			$ -		630 Schedule H-7b
12		Mains-Wrapped Steel Pipe		403	$ 4,822,480		$ 162,087	3%			$ 4,822,480		630 Schedule H-7b
13		Mains-Other Equipment		403	$ -		$ -				$ -		630 Schedule H-7b
14		Mains-Other Equipment		403	$ 1,449,456		$ (73,554)	-5%			$ 1,449,456		630 Schedule H-7b
15		Mains - Anodes		403	$ 358,016		$ 267,084	294%			$ 358,016		630 Schedule H-7b
16		Compressor Station Equipment		403	$ 1,016,250		$ 229,508	29%			$ 1,016,250		630 Schedule H-7b
17		Field Measuring & Regulation		403	$ 1,691,137		$ 452,899	37%			$ 1,691,137		630 Schedule H-7b
18		Other Equipment		403	$ 5,533		$ (1,096)	-17%			$ 5,533		630 Schedule H-7b
19													
20			**Total Transmission Depreciation and Amortization**		**$ 9,438,666**		**$ 1,016,286**	**12%**		**$ -**	**$ 9,438,666**		
21													
22													
23	**Distribution Depreciation and Amortization**												
24													
25		Land Rights		403	$ 4,391		$ (935)	-18%			$ 4,391		630 Schedule H-7b
26		Structures & Improvement		403	$ 12,425		$ (113)	-1%			$ 12,425		630 Schedule H-7b
27		Mains-Bare Steel Pipe		403	$ -		$ (0)	-100%			$ -		630 Schedule H-7b
28		Mains-Wrapped Steel Pipe		403	$ 2,914,126		$ 185,556	7%			$ 2,914,126		630 Schedule H-7b
29		Mains-Plastic Pipe		403	$ 5,841,442		$ 1,106,795	23%			$ 5,841,442		630 Schedule H-7b
30		Mains-Cathodic Protection		403	$ 12,440		$ 6,453	108%			$ 12,440		630 Schedule H-7b
31		Mains-Other Equipment		403	$ 507,523		$ 242,373	91%			$ 507,523		630 Schedule H-7b
32		Mains - Anodes		403	$ 3,552,386		$ 2,532,874	248%			$ 3,552,386		630 Schedule H-7b
33		Compressor Station Equipment		403	$ -		$ -				$ -		629 Schedule H-7b
34		Field Measuring & Regulation		403	$ 548,028		$ (73,056)	-12%			$ 548,028		630 Schedule H-7b
35		Field Measuring & Regulation		403	$ -		$ -				$ -		630 Schedule H-7b
36		Services-Plastic Pipe		403	$ 3,535,908		$ (3,618,749)	-51%			$ 3,535,908		630 Schedule H-7b
37		Services-Bare Steel Pipe		403	$ 264,782		$ (207,454)	-44%			$ 264,782		630 Schedule H-7b
38		Meters		403	$ 3,861,145		$ 838,009	28%			$ 3,861,145		630 Schedule H-7b
39		ERTS - AMR Meters		403	$ 1,675,393		$ (11,630)	-1%			$ 1,675,393		630 Schedule H-7b
40		House Regulators		403	$ 150,881		$ 22,790	18%			$ 150,881		630 Schedule H-7b
41		Industrial Measuring & Regulation		403	$ 762,657		$ (141,967)	-16%			$ 762,657		630 Schedule H-7b
42													
43			**Total Distribution Depreciation and Amortization**		**$ 23,643,527**		**$ 880,945**	**4%**		**$ -**	**$ 23,643,527**		
44													

NEW MEXICO GAS COMPANY, INC.

Summary of Depreciation Expense Inputs for COS Model
Base Period - 12 Months Ending March 31, 2023
Future Test Year - 12 Months Ending September 30, 2025

	A	B	C	D	L	M	N	O	P	Q	R	S	T
2	Depreciation Expense (1)			FERC Account	Adjusted Future Test Year Ending 9/30/2025		Variance Adjusted Base Period to Test Period $	Variance Adjusted Base Period to Test Period %		Intervenor Manual Adjustments	Intervenor Net Amount		Rule 630 Schedule or Workpaper Ref.
3					L= J + K								
45	**General and Intangible Depreciation and Amortization**												
46													
47		Intangible Plt - Software		404	$ -		$ -				$ -		630 Schedule H-7b
48		Intangible Plt - Software		404	$ -		$ -				$ -		630 Schedule H-7b
49		Intangible Plt - Software		404	$ 5,480,661		$ 2,779,264	103%			$ 5,480,661		630 Schedule H-7b
50		Land		403	$ -		$ -				$ -		630 Schedule H-7b
51		Structures & Improvement		403	$ 986,959		$ 215,043	28%			$ 986,959		630 Schedule H-7b
52		Structures & Improvement		403	$ -		$ -				$ -		630 Schedule H-7b
53		Struct & Imprv Business Ctr		403	$ 28,275		$ (62,787)	-69%			$ 28,275		630 Schedule H-7b
54		Struct & Imprv Los Lunas Bldg		403	$ 2,017		$ (24,413)	-92%			$ 2,017		630 Schedule H-7b
55		Struct & Imprv Rio Bravo		403	$ -		$ (196,273)	-100%			$ -		630 Schedule H-7b
56		Struct & Imprv Rio Rancho		403	$ -		$ (8,318)	-100%			$ -		630 Schedule H-7b
57		Struct & Imprv Santa Fe		403	$ -		$ -				$ -		630 Schedule H-7b
58		Struc & Imprv SF Pymt Ctr		403	$ 3,701		$ (100)	-3%			$ 3,701		630 Schedule H-7b
59		Solar Structures		403	$ 106,252		$ (55,225)	-34%			$ 106,252		630 Schedule H-7b
60		Office Furniture & Equip		403	$ 100,496		$ 50	0%			$ 100,496		630 Schedule H-7b
61		Off Furn & Equip, PC Systems		403	$ -		$ -				$ -		630 Schedule H-7b
62		Off Furn & Equip, PCs		403	$ 2,878,595		$ 762,576	36%			$ 2,878,595		630 Schedule H-7b
63		Transportation Equip-Light		403	$ 930,891		$ 491,784	112%			$ 930,891		630 Schedule H-7b
64		Transportation Equip-Heavy		403	$ 263,880		$ (131,342)	-33%			$ 263,880		630 Schedule H-7b
65		Transportation Equip-Trailer		403	$ 213,494		$ (90,223)	-30%			$ 213,494		630 Schedule H-7b
66		Transportation Equip - Medium		403	$ 401,985		$ 112,955	39%			$ 401,985		630 Schedule H-7b
67		Transp Equip - Special Purpos		403	$ 15,550		$ (619)	-4%			$ 15,550		630 Schedule H-7b
68		Stores Equip		403	$ 66,068		$ 14,868	29%			$ 66,068		630 Schedule H-7b
69		Tools,Shop & Garage Equip		403	$ 1,289,604		$ 236,992	23%			$ 1,289,604		630 Schedule H-7b
70		Power Operated Equipment		403	$ 402,196		$ 19,865	5%			$ 402,196		630 Schedule H-7b
71		Communication Equip		403	$ 697,305		$ 384,762	123%			$ 697,305		630 Schedule H-7b
72		Miscellaneous Equipment		403	$ 236,153		$ 195,952	487%			$ 236,153		630 Schedule H-7b
73		ARO Asset		403	$ -		$ (301)	-100%			$ -		630 Schedule H-7b
74		ARO Accretion		411.1	$ 58,465		$ 8,711	18%			$ 58,465		630 Schedule H-7b
75		Right-of-Way - Transmission (186)		404	$ 3,095,953		$ (599,961)	-16%			$ 3,095,953		630 Schedule H-7b
76		Right-of-Way - Distribution (186)		404	$ 397,213		$ (6,598)	-2%			$ 397,213		630 Schedule H-7b
77		CIAC Amortization		403	$ (669,022)		$ -	0%			$ (669,022)		630 Schedule H-7b
78		Transportation Equipment Depreciation Expense Capitalized		403	$ (483,572)		$ (109,820)	29%			$ (483,572)		630 Schedule H-7b
79			**Total General and Intangible Depreciation and Amortization**		**$ 16,503,120**		**$ 3,936,841**	**31%**		**$ -**	**$ 16,503,120**		
80													
81													
82			**Total Depreciation and Amortization**		**$ 49,585,313**		**$ 5,834,072**	**13%**		**$ -**	**$ 49,585,313**		
83													
84													
85		**Notes:**											
86		(1) Please direct changes to depreciation to NMGC for assistance.											

Sponsored by NMGC Witness Erik C. Buchanan

WP Depreciation COS Inputs

NEW MEXICO GAS COMPANY, INC.

COS Working Capital Inputs
Base Period - 12 Months Ending March 31, 2023
Future Test Year - 12 Months Ending September 30, 2025

	A	B	C	D	E	F	G	H	I	J	K	L	M	N	O	P	Q
1	Working Capital	Unadjusted Base Period Ending 3/31/2023	Base Period Adjustments	Adjusted Base Period	Linkage 1 Ending 3/31/2024	Linkage 2 Ending 9/30/2024	Future Test Year Ending 9/30/2025	Future Test Year Adjustments	Adjusted Future Test Year Ending 9/30/2025		Variance Adjusted Base Period to Test Period $	Variance Adjusted Base Period to Test Period %		Intervenor Manual Adjustments	Intervenor Net Amount		Rule 630 Schedule or Workpaper Ref.
2				D = B + C					I = G + H								
3																	
4	**Fuel Stock**																
5	Total Natural Gas Storage	$ 2,759,490	$ 2,759,367	$ 5,518,857	$ 2,252,668	$ 3,914,068	$ 4,888,044	$ (594,665)	$ 4,293,379		$ 1,533,889	28%			$ 4,293,379		630 Schedule E-4 Storage
6																	
7	**Materials & Supplies**																
8	Total Materials & Supplies	$ 4,845,361	$ (251,726)	$ 4,593,635	$ 4,593,635	$ 4,593,635	$ 4,593,635	$ -	$ 4,593,635		$ (251,726)	-5%			$ 4,593,635		630 Schedule E-2.1 M&S
9																	
10	**Prepayments**																
11	Total Prepayments	$ 6,706,843	$ (2,528,366)	$ 4,178,477	$ 4,178,477	$ 4,178,477	$ 4,178,477	$ -	$ 4,178,477		$ (2,528,366)	-61%			$ 4,178,477		630 Schedule E-2.2 Prepaid
12																	
13	**Cash Working Capital**																
14	Total Cash Working Capital	$ (2,767,341)	$ 6,235,479	$ 3,468,138	$ 1,216,184	$ 1,311,701	$ 1,331,235	$ 12,375	$ 1,343,610		$ 4,110,950	119%			$ 1,343,610		630 Schedule E-1 CWC
15																	

NEW MEXICO GAS COMPANY, INC.

WP Other Rate Base Inputs
Base Period - 12 Months Ending March 31, 2023
Future Test Year - 12 Months Ending September 30, 2025

	B	C	D	E	F	G	H	I	J	K	L	M	N
2	Name	FERC Account		Total Company Unadjusted Base Period Ending 3/31/2023	Base Period Adjustments	Total Company Adjusted Base Period		Linkage 1 Ending 3/31/2024	Linkage 2 Ending 9/30/2024		Future Test Year Ending 9/30/2025	Test Period Adjustments	Adjusted Future Test Year Ending 9/30/2025
3						G = E + F							N = L + M
4	Customer Deposits	235		$ (8,375,782)	$ (34,648)	$ (8,410,430)		$ (8,410,430)	$ (8,410,430)		$ (8,410,430)	$ -	$ (8,410,430)
5	Injuries and Damages Reserve	228		$ (1,400,823)	$ (197,573)	$ (1,598,396)		$ (1,598,396)	$ (1,598,396)		$ (1,598,396)	$ -	$ (1,598,396)
6	Non-Refundable CIAC	108.03		$ (2,899,097)	$ -	$ (2,899,097)		$ (2,230,075)	$ (1,895,564)		$ (1,226,541)	$ (306,635)	$ (1,533,177)
7	RWIP (1)	108		$ 126,136	$ (126,136)	$ -		$ -	$ -		$ -	$ -	$ -
8	CWIP - Transmission (1)	107		$ 17,301,451	$ (17,301,451)	$ -		$ -	$ -		$ -		$ -
9	CWIP - Distribution (1)	107		$ 12,616,467	$ (12,616,467)	$ -		$ -	$ -		$ -		$ -
10	CWIP - General (1)	107		$ 23,983,396	$ (23,983,396)	$ -		$ -	$ -		$ -		$ -
11	ARO - General	230		$ (609,355)	$ -	$ (609,355)		$ (661,144)	$ (688,667)		$ (747,132)	$ 29,574	$ (717,558)
12	Right-of-Way - Transmission	186		$ 45,725,227	$ (2,165,601)	$ 43,559,626		$ 41,521,667	$ 44,826,483		$ 41,790,530	$ 1,532,194	$ 43,322,724
13	Right-of-Way - Distribution	186		$ 3,121,609	$ (173,682)	$ 2,947,927		$ 3,030,488	$ 2,797,534		$ 2,560,321	$ 151,684	$ 2,712,004
14	Right-of-Way - Transmission	242		$ (340,123)	$ -	$ (340,123)		$ (246,316)	$ 0		$ 0	$ (0)	$ 0
15	Right-of-Way - Distribution	242		$ (396,139)	$ -	$ (396,139)		$ (398,745)	$ (340,690)		$ (371,713)	$ 15,512	$ (356,201)
16	2023 Rate Case Expenses	186		$ -	$ -	$ -		$ 1,456,128	$ 2,303,500		$ 1,151,750	$ 575,875	$ 1,727,625
17													
18	**Regulatory Assets and Liabilities**												
19	Existing Rate Case Expense	186		$ 2,231,074	$ -	$ 2,231,074		$ 956,175	$ 318,725		$ 159,363	$ 79,681	$ 239,044
20	IMP Regulatory Asset	182.3		$ 112,179	$ -	$ 112,179		$ 48,077	$ 16,026		$ 8,013	$ 4,006	$ 12,019
21	COVID Regulatory Asset	182.3		$ 2,508,003	$ -	$ 2,508,003		$ 5,744,024	$ 5,744,024		$ 4,308,018	$ 718,003	$ 5,026,021
22	Hansen CIS Regulatory Asset	182.3		$ -	$ -	$ -		$ -	$ 2,273,821		$ 2,113,979	$ 79,921	$ 2,193,900
23	Legal Regulatory Liability	253		$ (25,667)	$ -	$ (25,667)		$ (1,275,667)	$ (1,275,667)		$ (637,833)	$ (318,917)	$ (956,750)
24													
25													
26	**Other Allowable Expenses (Returns)**												
27	Interest on Customer Deposits	431		$ 58,967	$ -	$ 58,967		$ 58,967	$ 58,967		$ 58,967	$ -	$ 58,967
28	Amortization of IMP Regulatory Asset	404		$ 16,026	$ -	$ 16,026		$ 64,103	$ 64,103		$ 8,013	$ -	$ 8,013
29	Amortization of COVID Regulatory Asset	407.3		$ -	$ -	$ -		$ -	$ -		$ 1,436,006	$ -	$ 1,436,006
30	Amortization of Hansen CIS Regulatory Asset	923		$ -	$ -	$ -		$ -	$ -		$ 159,842	$ -	$ 159,842
31	Amortization of Legal Regulatory Liability	930.2		$ -	$ -	$ -		$ -	$ -		$ (637,833)	$ -	$ (637,833)
32	Rights-of-Way - Transmission (242)	404		$ 71,605	$ -	$ 71,605		$ 47,632	$ 32,128		$ (0)	$ -	$ (0)
33	Rights-of-Way - Distribution (242)	404		$ 48,625	$ -	$ 48,625		$ 43,023	$ 40,090		$ 31,023	$ -	$ 31,023
34	Amortization of Existing Rate Case Expenses (2)	928		$ -	$ 1,060,567	$ 1,060,567		$ 1,274,899	$ 1,274,899		$ 159,363	$ -	$ 159,363
35	Amortization of 2023 Rate Case Expenses	928		$ -	$ -	$ -		$ -	$ -		$ 1,151,750	$ -	$ 1,151,750
36													
37	**Revenue Credits**												
38	Discounted On-System Transportation	489		$ (4,177,423)	$ -	$ (4,177,423)		$ (3,665,314)	$ (3,713,765)		$ (3,806,196)	$ -	$ (3,806,196)
39	Miscellaneous Transportation Revenue	489		$ (6,250)	$ -	$ (6,250)		$ (6,250)	$ (6,250)		$ (6,250)	$ -	$ (6,250)
40	Late Payment Charges	488		$ (615,346)	$ 288,610	$ (326,736)		$ (326,736)	$ (326,736)		$ (326,736)	$ -	$ (326,736)
41	Miscellaneous Service Revenues	488		$ (4,790,091)	$ (654,166)	$ (5,444,257)		$ (5,444,257)	$ (5,444,257)		$ (5,444,257)	$ -	$ (5,444,257)
42	Covid-19/IMP Regulatory Asset	493		$ (3,580,894)	$ 3,580,894	$ -		$ -	$ -		$ -	$ -	$ -
43	Other Operating Revenues	493		$ (758,570)	$ -	$ (758,570)		$ (726,214)	$ (569,834)		$ (79,144)	$ -	$ (79,144)
44													
45													
46	**Notes:**												
47	(1) NMGC is not seeking recovery on RWIP or CWIP in rate base.												

NEW MEXICO GAS COMPANY, INC.

WP Other Rate Base Inputs
Base Period - 12 Months Ending March 31, 2023
Future Test Year - 12 Months Ending September 30, 2025

	B	C	O	P	Q	R	S	T	U	V
2	Name	FERC Account		Variance Adjusted Base Period to Test Period $	Variance Adjusted Base Period to Test Period %		Intervenor Manual Adjustments	Intervenor Net Amount		Rule 630 Schedule or Workpaper Ref.
3										
4	Customer Deposits	235		$ -	0%			$ (8,410,430)		630 Schedule I-1.3 Cust Dep
5	Injuries and Damages Reserve	228		$ -	0%			$ (1,598,396)		630 Schedule I-1.2 I&D
6	Non-Refundable CIAC	108.03		$ 1,365,920	-47%			$ (1,533,177)		630 Schedule I-1 Balance Sheet
7	RWIP (1)	108		$ -				$ -		630 Schedule I-1 Balance Sheet
8	CWIP - Transmission (1)	107		$ -				$ -		630 Schedule B Series
9	CWIP - Distribution (1)	107		$ -				$ -		630 Schedule B Series
10	CWIP - General (1)	107		$ -				$ -		630 Schedule B Series
11	ARO - General	230		$ (108,203)	18%			$ (717,558)		630 Schedule I-1.4 ARO
12	Right-of-Way - Transmission	186		$ (236,901)	-1%			$ 43,322,724		630 Schedule H-7.2 Trans ROW
13	Right-of-Way - Distribution	186		$ (235,923)	-8%			$ 2,712,004		630 Schedule H-7.1 Dist ROW
14	Right-of-Way - Transmission	242		$ 340,123	-100%			$ 0		630 Schedule H-7.2 Trans ROW
15	Right-of-Way - Distribution	242		$ 39,938	-10%			$ (356,201)		630 Schedule H-7.1 Dist ROW
16	2023 Rate Case Expenses	186		$ 1,727,625				$ 1,727,625		630 Schedule I-1.1 Rate Case Ex
17										
18	**Regulatory Assets and Liabilities**									
19	Existing Rate Case Expense	186		$ (1,992,029)	-89%			$ 239,044		630 Schedule I-1.1 Rate Case Exp
20	IMP Regulatory Asset	182.3		$ (100,160)	-89%			$ 12,019		630 Schedule I-1.5 IMP
21	COVID Regulatory Asset	182.3		$ 2,518,018	100%			$ 5,026,021		630 Schedule I-1.6 COVID
22	Hansen CIS Regulatory Asset	182.3		$ 2,193,900				$ 2,193,900		630 Schedule I-1.7 Hansen CIS
23	Legal Regulatory Liability	253		$ (931,083)	3628%			$ (956,750)		630 Schedule I-1.8 Legal
24										
25										
26	**Other Allowable Expenses (Returns)**									
27	Interest on Customer Deposits	431		$ -	0%			$ 58,967		630 Schedule I-2
28	Amortization of IMP Regulatory Asset	404		$ (8,013)	-50%			$ 8,013		630 Schedule I-1.5 IMP
29	Amortization of COVID Regulatory Asset	407.3		$ 1,436,006				$ 1,436,006		630 Schedule I-1.6 COVID
30	Amortization of Hansen CIS Regulatory Asset	923		$ 159,842				$ 159,842		630 Schedule I-1.7 Hansen CIS
31	Amortization of Legal Regulatory Liability	930.2		$ (637,833)				$ (637,833)		630 Schedule I-1.8 Legal
32	Rights-of-Way - Transmission (242)	404		$ (71,605)	-100%			$ (0)		630 Schedule H-7.2 Trans ROW
33	Rights-of-Way - Distribution (242)	404		$ (17,602)	-36%			$ 31,023		630 Schedule H-7.1 Dist ROW
34	Amortization of Existing Rate Case Expenses (2)	928		$ (901,204)	-85%			$ 159,363		630 Schedule I-1.1 Rate Case Exp
35	Amortization of 2023 Rate Case Expenses	928		$ 1,151,750				$ 1,151,750		630 Schedule I-1.1 Rate Case Exp
36										
37	**Revenue Credits**									
38	Discounted On-System Transportation	489		$ 371,227	-9%			$ (3,806,196)		630 Schedule I-2 Income State
39	Miscellaneous Transportation Revenue	489		$ -	0%			$ (6,250)		630 Schedule I-2 Income State
40	Late Payment Charges	488		$ 0	0%			$ (326,736)		630 Schedule I-2 Income State
41	Miscellaneous Service Revenues	488		$ 0	0%			$ (5,444,257)		630 Schedule I-2 Income State
42	Covid-19/IMP Regulatory Asset	493		$ -				$ -		630 Schedule I-2 Income State
43	Other Operating Revenues	493		$ 679,426	-90%			$ (79,144)		630 Schedule I-2 Income State
44										
45										
46	**Notes:**									
47	(1) NMGC is not seeking recovery on RWIP or CWIP in rate base.									

NEW MEXICO GAS COMPANY, INC.

Original Cost of Plant-In-Service by Primary Account
Base Period - 12 Months Ending March 31, 2023
Future Test Year - 12 Months Ending September 30, 2025

	A	B	C	D	E	F	G	H	I	J	K	L	M	N	O
2	**Description**	**FERC**	**Beginning Balance 3/31/2022**	**Additions**	**Retirements**	**Transfers**	**Adjustments**	**Base Period Balance 3/31/2023**	**Placeholder**	**Adjusted Base Period Balance 3/31/2023**	**Linkage 1 Ending 3/31/2024**	**Linkage 2 Ending 9/30/2024**	**Future Test Year Ending 9/30/2025**	**Future Test Year Adjustments**	**Adjusted Future Test Year Ending 9/30/2025**
3															
4	Utility Plant-In-Service	101.0	$ 1,432,902,010	$ 97,957,412	$ (25,987,510)	$ -	$ -	$ 1,504,871,912	$ -	$ 1,504,871,912	$ 1,634,286,676	$ 1,685,960,890	$ 1,842,407,067	$ (65,860,799)	$ 1,776,546,268
5	Completed Construction Not Classified	106.0	$ 4,205,479	$ (2,149,587)	$ -	$ -	$ -	$ 2,055,893	$ -	$ 2,055,893					
6	Acquisition Adjustment	114.0	$ 965,849	$ -	$ -	$ -	$ -	$ 965,849	$ -	$ 965,849	$ 965,849	$ 965,849	$ 965,849	$ -	$ 965,849
7	**Total (1)**		**$ 1,438,073,338**	**$ 95,807,825**	**$ (25,987,510)**	**$ -**	**$ -**	**$ 1,507,893,653**	**$ -**	**$ 1,507,893,653**	**$ 1,635,252,525**	**$ 1,686,926,738**	**$ 1,843,372,916**	**$ (65,860,799)**	**$ 1,777,512,116**
8															
9	**Notes:**														
10	(1) The Total includes Completed Construction not Classified and Acquisition Adjustment as Utility Plant-In-Service during the Linkage and Future Test Periods.														

NEW MEXICO GAS COMPANY, INC.

Original Cost of Plant-In-Service by Detail Account
Base Period - 12 Months Ending March 31, 2023
Future Test Year - 12 Months Ending September 30, 2025

	A	B	C	D	E	F	G	H	I	J	K
2	Functional Class	FERC General Ledger Account	FERC Gas Plant Account	FERC Description	Beginning Balance 3/31/2022	Additions	Retirements	Transfers	Adjustments	Base Period Balance 3/31/2023	Placeholder
3											
4	**Gas Intangible Plant**	101/106	303.1	Intangible Plant Software @ 20%	$ 24,986,916	$ -	$ (8,491,828)	$ -	$ -	$ 16,495,088	$ -
5		101/106	303.2	Intangible Plant Software @ 10%	$ -	$ -	$ -	$ -	$ -	$ -	$ -
6		101/106	303.3	Intangible Plant Software @ 6.67%	$ 36,218,652	$ 4,282,055	$ -	$ -	$ -	$ 40,500,707	$ -
7	**Gas Intangible Plant Total**				**$ 61,205,567**	**$ 4,282,055**	**$ (8,491,828)**	**$ -**	**$ -**	**$ 56,995,795**	**$ -**
8											
9											
10	**Gas Production Plant**	101/106	325.4	Co. 5 Right Of Way	$ -	$ -	$ -	$ -	$ -	$ -	$ -
11		101/106	332.0	Field Lines Bare Steel Pipe	$ -	$ -	$ -	$ -	$ -	$ -	$ -
12		101/106	332.1	Field Lines Wrapped Steel P	$ -	$ -	$ -	$ -	$ -	$ -	$ -
13		101/106	332.4	Field Lines Other Equipment	$ -	$ -	$ -	$ -	$ -	$ -	$ -
14		101/106	333.0	Field Compressor Station Eq	$ -	$ -	$ -	$ -	$ -	$ -	$ -
15		101/106	334.0	Field Measuring & Regulating	$ -	$ -	$ -	$ -	$ -	$ -	$ -
16	**Gas Production Plant Total**				**$ -**	**$ -**	**$ -**	**$ -**	**$ -**	**$ -**	**$ -**
17											
18											
19	**Gas Other Storage Plant**	101/106	350.2	Right Of Way	$ -	$ -	$ -	$ -	$ -	$ -	$ -
20		101/106	351.1	Well Structures	$ -	$ -	$ -	$ -	$ -	$ -	$ -
21		101/106	351.4	Other Structures	$ -	$ -	$ -	$ -	$ -	$ -	$ -
22		101/106	352.2	Reservoirs	$ -	$ -	$ -	$ -	$ -	$ -	$ -
23		101/106	352.3	Nonrecoverable Natural Gas	$ -	$ -	$ -	$ -	$ -	$ -	$ -
24		101/106	352.4	Well Drilling Costs And Equip	$ -	$ -	$ -	$ -	$ -	$ -	$ -
25		101/106	353.0	Lines	$ -	$ -	$ -	$ -	$ -	$ -	$ -
26		101/106	354.0	Compressor Station Equipment	$ -	$ -	$ -	$ -	$ -	$ -	$ -
27		101/106	355.0	Field Measuring & Regulating	$ 16,088	$ -	$ -	$ -	$ -	$ 16,088	$ -
28		101/106	357.0	Other Equipment	$ -	$ -	$ -	$ -	$ -	$ -	$ -
29	**Gas Other Storage Plant Total**				**$ 16,088**	**$ -**	**$ -**	**$ -**	**$ -**	**$ 16,088**	**$ -**
30											
31											
32	**Gas Transmission Plant**	101/106	365.1	Land And Land Rights	$ 4,907,570	$ -	$ -	$ -	$ -	$ 4,907,570	$ -
33		101/106	365.2	Right Of Way	$ 5,717,990	$ -	$ -	$ -	$ -	$ 5,717,990	$ -
34		101/106	366.1	Compressor Station Structure	$ 1,724,208	$ 15,930	$ -	$ -	$ -	$ 1,740,138	$ -
35		101/106	366.2	Measuring Station Structure	$ 23,519	$ -	$ -	$ -	$ -	$ 23,519	$ -
36		101/106	366.3	Other Structures	$ 632,891	$ -	$ -	$ -	$ -	$ 632,891	$ -
37		101/106	367.0	Mains Bare Steel Pipe	$ 80,138	$ -	$ (366)	$ -	$ -	$ 79,773	$ -
38		101/106	367.1	Mains Wrapped Steel Pipe	$ 265,822,922	$ 9,155,588	$ (168,093)	$ 965,324	$ -	$ 275,775,741	$ -
39		101/106	367.2	Mains Other Equipment	$ -	$ 110,038	$ -	$ -	$ -	$ 110,038	$ -
40		101/106	367.3	Mains Other Equipment	$ 45,906,877	$ 953,044	$ (453,304)	$ -	$ -	$ 46,406,617	$ -
41		101/106	367.4	Mains Anodes	$ 1,783,858	$ -	$ -	$ -	$ -	$ 1,783,858	$ -
42		114	367.5	Mains-Wrap Stl Pipe Brazos	$ 965,849	$ -	$ -	$ -	$ -	$ 965,849	$ -
43		101/106	367.6	Mains-Wrap Stl Pipe Brazos	$ 1,151,215	$ 11,203	$ -	$ -	$ -	$ 1,162,418	$ -
44		101/106	368.0	Compressor Station Equipment	$ 41,449,813	$ 2,241,035	$ (12,624)	$ -	$ -	$ 43,678,224	$ -
45		101/106	369.0	Field Measuring & Regulating	$ 61,303,797	$ 7,099,857	$ (1,971,745)	$ (33,623)	$ -	$ 66,398,286	$ -
46		101/106	369.1	Williams Fld Mea & Reg 100%	$ 42,755	$ -	$ -	$ -	$ -	$ 42,755	$ -
47		101/106	369.11	Wms Impaired Fld Mea/Reg	$ (14,814)	$ -	$ -	$ -	$ -	$ (14,814)	$ -
48		101/106	369.12	Wms HL Imp Fld Mea/Reg	$ -	$ -	$ -	$ -	$ -	$ -	$ -
49		101/106	369.13	Field Meas & Reg Brazos	$ 399,351	$ -	$ (9,091)	$ -	$ -	$ 390,260	$ -
50		101/106	371.0	Other Equipment	$ 219,243	$ -	$ -	$ -	$ -	$ 219,243	$ -
51	**Gas Transmission Plant Total**				**$ 432,117,183**	**$ 19,586,697**	**$ (2,615,224)**	**$ 931,701**	**$ -**	**$ 450,020,356**	**$ -**
52											

NEW MEXICO GAS COMPANY, INC.

Original Cost of Plant-In-Service by Detail Account
Base Period - 12 Months Ending March 31, 2023
Future Test Year - 12 Months Ending September 30, 2025

	A	B	C	D	L	M	N	O	P	Q	R
2	Functional Class	FERC General Ledger Account	FERC Gas Plant Account	FERC Description	Adjusted Base Period Balance 3/31/2023	Linkage 1 Ending 3/31/2024	Linkage 2 Ending 9/30/2024	Future Test Year Ending 9/30/2025	13-month Average Adjustment	Other Test Period Adjustments	Adjusted Future Test Year Ending 9/30/2025
3											
4	**Gas Intangible Plant**	101/106	303.1	Intangible Plant Software @ 20%	$ 16,495,088	$ 16,495,088	$ 16,495,088	$ 16,495,088	$ -	$ -	$ 16,495,088
5		101/106	303.2	Intangible Plant Software @ 10%	$ -	$ -	$ -	$ -	$ -	$ -	$ -
6		101/106	303.3	Intangible Plant Software @ 6.67%	$ 40,500,707	$ 47,331,001	$ 47,331,001	$ 90,735,365	$ (7,909,172)	$ -	$ 82,826,193
7	**Gas Intangible Plant Total**				**$ 56,995,795**	**$ 63,826,089**	**$ 63,826,089**	**$ 107,230,453**	**$ (7,909,172)**	**$ -**	**$ 99,321,281**
8											
9											
10	**Gas Production Plant**	101/106	325.4	Co. 5 Right Of Way	$ -	$ -	$ -	$ -	$ -	$ -	$ -
11		101/106	332.0	Field Lines Bare Steel Pipe	$ -	$ -	$ -	$ -	$ -	$ -	$ -
12		101/106	332.1	Field Lines Wrapped Steel P	$ -	$ -	$ -	$ -	$ -	$ -	$ -
13		101/106	332.4	Field Lines Other Equipment	$ -	$ -	$ -	$ -	$ -	$ -	$ -
14		101/106	333.0	Field Compressor Station Eq	$ -	$ -	$ -	$ -	$ -	$ -	$ -
15		101/106	334.0	Field Measuring & Regulating	$ -	$ -	$ -	$ -	$ -	$ -	$ -
16	**Gas Production Plant Total**				**$ -**	**$ -**	**$ -**	**$ -**	**$ -**	**$ -**	**$ -**
17											
18											
19	**Gas Other Storage Plant**	101/106	350.2	Right Of Way	$ -	$ -	$ -	$ -	$ -	$ -	$ -
20		101/106	351.1	Well Structures	$ -	$ -	$ -	$ -	$ -	$ -	$ -
21		101/106	351.4	Other Structures	$ -	$ -	$ -	$ -	$ -	$ -	$ -
22		101/106	352.2	Reservoirs	$ -	$ -	$ -	$ -	$ -	$ -	$ -
23		101/106	352.3	Nonrecoverable Natural Gas	$ -	$ -	$ -	$ -	$ -	$ -	$ -
24		101/106	352.4	Well Drilling Costs And Equip	$ -	$ -	$ -	$ -	$ -	$ -	$ -
25		101/106	353.0	Lines	$ -	$ -	$ -	$ -	$ -	$ -	$ -
26		101/106	354.0	Compressor Station Equipment	$ -	$ -	$ -	$ -	$ -	$ -	$ -
27		101/106	355.0	Field Measuring & Regulating	$ 16,088	$ 16,088	$ 16,088	$ 16,088	$ -	$ -	$ 16,088
28		101/106	357.0	Other Equipment	$ -	$ -	$ -	$ -	$ -	$ -	$ -
29	**Gas Other Storage Plant Total**				**$ 16,088**	**$ 16,088**	**$ 16,088**	**$ 16,088**	**$ -**	**$ -**	**$ 16,088**
30											
31											
32	**Gas Transmission Plant**	101/106	365.1	Land And Land Rights	$ 4,907,570	$ 4,907,570	$ 4,907,570	$ 4,907,570	$ -	$ -	$ 4,907,570
33		101/106	365.2	Right Of Way	$ 5,717,990	$ 5,717,990	$ 5,717,990	$ 5,717,990	$ -	$ -	$ 5,717,990
34		101/106	366.1	Compressor Station Structure	$ 1,740,138	$ 1,740,138	$ 1,740,138	$ 1,740,138	$ -	$ -	$ 1,740,138
35		101/106	366.2	Measuring Station Structure	$ 23,519	$ 23,519	$ 23,519	$ 23,519	$ -	$ -	$ 23,519
36		101/106	366.3	Other Structures	$ 632,891	$ 632,891	$ 632,891	$ 632,891	$ -	$ -	$ 632,891
37		101/106	367.0	Mains Bare Steel Pipe	$ 79,773	$ 79,773	$ 79,773	$ 79,773	$ -	$ -	$ 79,773
38		101/106	367.1	Mains Wrapped Steel Pipe	$ 275,775,741	$ 302,354,953	$ 309,044,428	$ 334,069,449	$ (10,746,107)	$ -	$ 323,323,342
39		101/106	367.2	Mains Other Equipment	$ 110,038	$ 110,038	$ 110,038	$ 110,038	$ -	$ -	$ 110,038
40		101/106	367.3	Mains Other Equipment	$ 46,406,617	$ 46,406,617	$ 46,406,617	$ 46,406,617	$ -	$ -	$ 46,406,617
41		101/106	367.4	Mains Anodes	$ 1,783,858	$ 1,783,858	$ 1,783,858	$ 1,783,858	$ -	$ -	$ 1,783,858
42		114	367.5	Mains-Wrap Stl Pipe Brazos	$ 965,849	$ 965,849	$ 965,849	$ 965,849	$ -	$ -	$ 965,849
43		101/106	367.6	Mains-Wrap Stl Pipe Brazos	$ 1,162,418	$ 1,162,418	$ 1,162,418	$ 1,162,418	$ -	$ -	$ 1,162,418
44		101/106	368.0	Compressor Station Equipment	$ 43,678,224	$ 47,963,910	$ 48,677,612	$ 52,547,503	$ (1,679,584)	$ -	$ 50,867,919
45		101/106	369.0	Field Measuring & Regulating	$ 66,398,286	$ 75,437,933	$ 77,158,631	$ 85,602,029	$ (3,634,012)	$ -	$ 81,968,017
46		101/106	369.1	Williams Fld Mea & Reg 100%	$ 42,755	$ 42,755	$ 42,755	$ 42,755	$ -	$ -	$ 42,755
47		101/106	369.11	Wms Impaired Fld Mea/Reg	$ (14,814)	$ (14,814)	$ (14,814)	$ (14,814)	$ -	$ -	$ (14,814)
48		101/106	369.12	Wms HL Imp Fld Mea/Reg	$ -	$ -	$ -	$ -	$ -	$ -	$ -
49		101/106	369.13	Field Meas & Reg Brazos	$ 390,260	$ 390,260	$ 390,260	$ 390,260	$ -	$ -	$ 390,260
50		101/106	371.0	Other Equipment	$ 219,243	$ 219,243	$ 219,243	$ 219,243	$ -	$ -	$ 219,243
51	**Gas Transmission Plant Total**				**$ 450,020,356**	**$ 489,924,901**	**$ 499,048,776**	**$ 536,387,086**	**$ (16,059,703)**	**$ -**	**$ 520,327,383**
52											

NEW MEXICO GAS COMPANY, INC.

Original Cost of Plant-In-Service by Detail Account
Base Period - 12 Months Ending March 31, 2023
Future Test Year - 12 Months Ending September 30, 2025

	A	B	C	D	E	F	G	H	I	J	K
2	Functional Class	FERC General Ledger Account	FERC Gas Plant Account	FERC Description	Beginning Balance 3/31/2022	Additions	Retirements	Transfers	Adjustments	Base Period Balance 3/31/2023	Placeholder
3											
53											
54	**Gas Distribution Plant**	101/106	374.10	Land	$ 788,921	$ 684,592	$ -	$ -	$ -	$ 1,473,513	$ -
55		101/106	374.20	Land Rights	$ 441,463	$ -	$ -	$ -	$ -	$ 441,463	$ -
56		101/106	374.30	Williams Land Rights 100%	$ 1,486	$ -	$ -	$ -	$ -	$ 1,486	$ -
57		101/106	374.31	Wms Impaired Land Rights	$ (515)	$ -	$ -	$ -	$ -	$ (515)	$ -
58		101/106	374.32	Wms HL Imp Land Rights	$ -	$ -	$ -	$ -	$ -	$ -	$ -
59		101/106	375.00	Structures & Improvement	$ 634,324	$ 114,336	$ -	$ (114,336)	$ -	$ 634,324	$ -
60		101/106	376.00	Mains Bare Steel Pipe	$ 2,378,884	$ -	$ (58,672)	$ -	$ -	$ 2,320,212	$ -
61		101/106	376.10	Mains Wrapped Steel Pipe	$ 139,412,557	$ 1,475,763	$ (160,362)	$ (965,324)	$ -	$ 139,762,634	$ -
62		101/106	376.20	Mains Plastic Pipe	$ 264,343,760	$ 17,793,692	$ (2,596,819)	$ (327,923)	$ -	$ 279,212,710	$ -
63		101/106	376.30	Mains Cathodic Protection	$ 631,112	$ 27,591	$ (31,160)	$ -	$ -	$ 627,543	$ -
64		101/106	376.40	Mains Other Equipment	$ 8,155,781	$ 413,281	$ (104,916)	$ -	$ -	$ 8,464,146	$ -
65		101/106	376.50	Mains Anodes	$ 17,394,412	$ 2,954,314	$ -	$ -	$ -	$ 20,348,726	$ -
66		101/106	376.60	Williams Wrpd Steel 100%	$ 63,039	$ -	$ -	$ -	$ -	$ 63,039	$ -
67		101/106	376.61	Wms Impaired Wrpd Steel	$ (21,842)	$ -	$ -	$ -	$ -	$ (21,842)	$ -
68		101/106	376.62	Wms HL Imp Wrpd Steel	$ -	$ -	$ -	$ -	$ -	$ -	$ -
69		101/106	376.63	IMP - Mains Wrpd Steel	$ -	$ 2,709,133	$ -	$ -	$ -	$ 2,709,133	$ -
70		101/106	376.70	Williams Mains Plastic 100%	$ 2,905,372	$ -	$ -	$ -	$ -	$ 2,905,372	$ -
71		101/106	376.71	Wms Impaired Mains Plastic	$ (1,006,651)	$ -	$ -	$ -	$ -	$ (1,006,651)	$ -
72		101/106	376.72	Wms HL Imp Mains Plastic	$ -	$ -	$ -	$ -	$ -	$ -	$ -
73		101/106	376.73	IMP - Mains Wrpd Steel	$ -	$ 1,938,129	$ -	$ -	$ -	$ 1,938,129	$ -
74		101/106	376.80	Williams Other Equip 100%	$ 2,995	$ -	$ -	$ -	$ -	$ 2,995	$ -
75		101/106	376.81	Wms Impaired Other Equip	$ (1,038)	$ -	$ -	$ -	$ -	$ (1,038)	$ -
76		101/106	376.82	Wms HL Imp Other Equip	$ -	$ -	$ -	$ -	$ -	$ -	$ -
77		101/106	376.90	Williams Mains Anodes 100%	$ 1,236	$ -	$ -	$ -	$ -	$ 1,236	$ -
78		101/106	376.91	Williams Impaired Anodes	$ (428)	$ -	$ -	$ -	$ -	$ (428)	$ -
79		101/106	376.92	Wms HL Impaired Anodes	$ -	$ -	$ -	$ -	$ -	$ -	$ -
80		101/106	377.00	Compressor Station Equipment	$ -	$ -	$ -	$ -	$ -	$ -	$ -
81		101/106	378.00	Field Measuring & Regulating	$ 16,745,807	$ 4,909,007	$ (298,930)	$ 14,519	$ -	$ 21,370,402	$ -
82		101/106	378.10	Field Meas & Reg Brazos	$ 18,831	$ -	$ -	$ -	$ -	$ 18,831	$ -
83		101/106	379.00	Field Measuring & Regulating	$ 3,273,022	$ 124,613	$ (37,451)	$ 341,073	$ -	$ 3,701,256	$ -
84		101/106	380.00	Services Plastic Pipe	$ 176,076,117	$ 7,832,034	$ (480,171)	$ -	$ -	$ 183,427,979	$ -
85		101/106	380.10	Services Steel Pipe	$ 11,734,795	$ 1,854,553	$ (608,708)	$ -	$ -	$ 12,980,640	$ -
86		101/106	380.11	Srv, Bare Steel Pipe<2000	$ 37,526,109	$ -	$ -	$ -	$ -	$ 37,526,109	$ -
87		101/106	380.13	IMP - Services Wrpd Steel	$ -	$ 214,503	$ -	$ -	$ -	$ 214,503	$ -
88		101/106	380.20	Williams Svcs Plastic 100%	$ 5,622	$ -	$ -	$ -	$ -	$ 5,622	$ -
89		101/106	380.21	Wms Impaired Svcs Plastic	$ (1,948)	$ -	$ -	$ -	$ -	$ (1,948)	$ -
90		101/106	380.22	Wms HL Imp Svcs Plastic	$ -	$ -	$ -	$ -	$ -	$ -	$ -
91		101/106	380.3	IMP - Services Plastic	$ -	$ 3,571,717	$ -	$ -	$ -	$ 3,571,717	$ -
92		101/106	381.00	Meters	$ 86,663,684	$ 8,900,988	$ (2,357,114)	$ -	$ -	$ 93,207,558	$ -
93		101/106	381.10	ERTS AMR Meters	$ 26,066,532	$ 742,449	$ (2,949)	$ -	$ -	$ 26,806,032	$ -
94		101/106	383.00	House Regulators	$ 7,612,540	$ 473,128	$ -	$ -	$ -	$ 8,085,668	$ -
95		101/106	385.00	Industrial Measuring & Regulating	$ 24,390,241	$ 640,764	$ (332,492)	$ 5,954	$ -	$ 24,704,467	$ -
96	**Gas Distribution Plant Total**				**$ 826,236,220**	**$ 57,374,586**	**$ (7,069,747)**	**$ (1,046,036)**	**$ -**	**$ 875,495,023**	**$ -**
97											

Sponsored by NMGC Witness Erik C. Buchanan

630 Schedule B-2 Gross Plant

NEW MEXICO GAS COMPANY, INC.

Original Cost of Plant-In-Service by Detail Account
Base Period - 12 Months Ending March 31, 2023
Future Test Year - 12 Months Ending September 30, 2025

	A	B	C	D	L	M	N	O	P	Q	R
2	Functional Class	FERC General Ledger Account	FERC Gas Plant Account	FERC Description	Adjusted Base Period Balance 3/31/2023	Linkage 1 Ending 3/31/2024	Linkage 2 Ending 9/30/2024	Future Test Year Ending 9/30/2025	13-month Average Adjustment	Other Test Period Adjustments	Adjusted Future Test Year Ending 9/30/2025
3											
53											
54	**Gas Distribution Plant**	101/106	374.10	Land	$ 1,473,513	$ 1,473,513	$ 1,473,513	$ 1,473,513	$ -	$ -	$ 1,473,513
55		101/106	374.20	Land Rights	$ 441,463	$ 441,463	$ 441,463	$ 441,463	$ -	$ -	$ 441,463
56		101/106	374.30	Williams Land Rights 100%	$ 1,486	$ 1,486	$ 1,486	$ 1,486	$ -	$ -	$ 1,486
57		101/106	374.31	Wms Impaired Land Rights	$ (515)	$ (515)	$ (515)	$ (515)	$ -	$ -	$ (515)
58		101/106	374.32	Wms HL Imp Land Rights	$ -	$ -	$ -	$ -	$ -	$ -	$ -
59		101/106	375.00	Structures & Improvement	$ 634,324	$ 634,324	$ 634,324	$ 634,324	$ -	$ -	$ 634,324
60		101/106	376.00	Mains Bare Steel Pipe	$ 2,320,212	$ 2,320,212	$ 2,320,212	$ 2,320,212	$ -	$ -	$ 2,320,212
61		101/106	376.10	Mains Wrapped Steel Pipe	$ 139,762,634	$ 149,437,982	$ 154,257,320	$ 163,954,703	$ (4,938,456)	$ -	$ 159,016,247
62		101/106	376.20	Mains Plastic Pipe	$ 279,212,710	$ 307,445,181	$ 322,464,983	$ 347,065,547	$ (13,467,413)	$ -	$ 333,598,134
63		101/106	376.30	Mains Cathodic Protection	$ 627,543	$ 627,543	$ 627,543	$ 627,543	$ -	$ -	$ 627,543
64		101/106	376.40	Mains Other Equipment	$ 8,464,146	$ 12,552,527	$ 14,588,313	$ 18,705,008	$ (2,077,506)	$ -	$ 16,627,502
65		101/106	376.50	Mains Anodes	$ 20,348,726	$ 22,041,933	$ 22,809,381	$ 24,393,404	$ (875,480)	$ -	$ 23,517,924
66		101/106	376.60	Williams Wrpd Steel 100%	$ 63,039	$ 63,039	$ 63,039	$ 63,039	$ -	$ -	$ 63,039
67		101/106	376.61	Wms Impaired Wrpd Steel	$ (21,842)	$ (21,842)	$ (21,842)	$ (21,842)	$ -	$ -	$ (21,842)
68		101/106	376.62	Wms HL Imp Wrpd Steel	$ -	$ -	$ -	$ -	$ -	$ -	$ -
69		101/106	376.63	IMP - Mains Wrpd Steel	$ 2,709,133	$ 2,709,133	$ 2,709,133	$ 2,709,133	$ -	$ -	$ 2,709,133
70		101/106	376.70	Williams Mains Plastic 100%	$ 2,905,372	$ 2,905,372	$ 2,905,372	$ 2,905,372	$ -	$ -	$ 2,905,372
71		101/106	376.71	Wms Impaired Mains Plastic	$ (1,006,651)	$ (1,006,651)	$ (1,006,651)	$ (1,006,651)	$ -	$ -	$ (1,006,651)
72		101/106	376.72	Wms HL Imp Mains Plastic	$ -	$ -	$ -	$ -	$ -	$ -	$ -
73		101/106	376.73	IMP - Mains Wrpd Steel	$ 1,938,129	$ 1,938,129	$ 1,938,129	$ 1,938,129	$ -	$ -	$ 1,938,129
74		101/106	376.80	Williams Other Equip 100%	$ 2,995	$ 2,995	$ 2,995	$ 2,995	$ -	$ -	$ 2,995
75		101/106	376.81	Wms Impaired Other Equip	$ (1,038)	$ (1,038)	$ (1,038)	$ (1,038)	$ -	$ -	$ (1,038)
76		101/106	376.82	Wms HL Imp Other Equip	$ -	$ -	$ -	$ -	$ -	$ -	$ -
77		101/106	376.90	Williams Mains Anodes 100%	$ 1,236	$ 1,236	$ 1,236	$ 1,236	$ -	$ -	$ 1,236
78		101/106	376.91	Williams Impaired Anodes	$ (428)	$ (428)	$ (428)	$ (428)	$ -	$ -	$ (428)
79		101/106	376.92	Wms HL Impaired Anodes	$ -	$ -	$ -	$ -	$ -	$ -	$ -
80		101/106	377.00	Compressor Station Equipment	$ -	$ -	$ -	$ -	$ -	$ -	$ -
81		101/106	378.00	Field Measuring & Regulating	$ 21,370,402	$ 21,869,787	$ 22,107,299	$ 22,520,311	$ (233,123)	$ -	$ 22,287,188
82		101/106	378.10	Field Meas & Reg Brazos	$ 18,831	$ 18,831	$ 18,831	$ 18,831	$ -	$ -	$ 18,831
83		101/106	379.00	Field Measuring & Regulating	$ 3,701,256	$ 3,701,256	$ 3,701,256	$ 3,701,256	$ -	$ -	$ 3,701,256
84		101/106	380.00	Services Plastic Pipe	$ 183,427,979	$ 194,572,957	$ 200,654,169	$ 212,410,718	$ (6,717,768)	$ -	$ 205,692,950
85		101/106	380.10	Services Steel Pipe	$ 12,924,510	$ 14,405,970	$ 15,213,299	$ 17,077,784	$ (1,120,788)	$ -	$ 15,956,996
86		101/106	380.11	Srv, Bare Steel Pipe<2000	$ 37,582,238	$ 37,582,238	$ 37,582,238	$ 37,582,238	$ -	$ -	$ 37,582,238
87		101/106	380.13	IMP - Services Wrpd Steel	$ 214,503	$ 214,503	$ 214,503	$ 214,503	$ -	$ -	$ 214,503
88		101/106	380.20	Williams Svcs Plastic 100%	$ 5,622	$ 5,622	$ 5,622	$ 5,622	$ -	$ -	$ 5,622
89		101/106	380.21	Wms Impaired Svcs Plastic	$ (1,948)	$ (1,948)	$ (1,948)	$ (1,948)	$ -	$ -	$ (1,948)
90		101/106	380.22	Wms HL Imp Svcs Plastic	$ -	$ -	$ -	$ -	$ -	$ -	$ -
91		101/106	380.3	IMP - Services Plastic	$ 3,571,717	$ 3,571,717	$ 3,571,717	$ 3,571,717	$ -	$ -	$ 3,571,717
92		101/106	381.00	Meters	$ 93,207,558	$ 98,215,749	$ 101,319,978	$ 106,956,119	$ (3,290,700)	$ -	$ 103,665,419
93		101/106	381.10	ERTS AMR Meters	$ 26,806,032	$ 27,362,498	$ 27,707,412	$ 28,333,650	$ (365,633)	$ -	$ 27,968,017
94		101/106	383.00	House Regulators	$ 8,085,668	$ 8,085,668	$ 8,085,668	$ 8,085,668	$ -	$ -	$ 8,085,668
95		101/106	385.00	Industrial Measuring & Regulating	$ 24,704,467	$ 25,842,547	$ 26,360,623	$ 27,269,160	$ (507,859)	$ -	$ 26,761,301
96	**Gas Distribution Plant Total**				**$ 875,495,023**	**$ 939,012,990**	**$ 972,748,636**	**$ 1,033,952,264**	**$ (33,594,727)**	**$ -**	**$ 1,000,357,537**
97											

Sponsored by NMGC Witness Erik C. Buchanan

NEW MEXICO GAS COMPANY, INC.

Original Cost of Plant-In-Service by Detail Account
Base Period - 12 Months Ending March 31, 2023
Future Test Year - 12 Months Ending September 30, 2025

	A	B	C	D	E	F	G	H	I	J	K
2	Functional Class	FERC General Ledger Account	FERC Gas Plant Account	FERC Description	Beginning Balance 3/31/2022	Additions	Retirements	Transfers	Adjustments	Base Period Balance 3/31/2023	Placeholder
3											
98											
99	**Gas General Plant**	101/106	389.0	Land	$ 5,224,405	$ -	$ -	$ -	$ -	$ 5,224,405	$ -
100		101/106	390.0	Structures & Improvement	$ 32,049,008	$ 3,538,790	$ (317,147)	$ 230,105	$ -	$ 35,500,756	$ -
101		101/106	390.1	N/A Structures & Improvement	$ -	$ -	$ -	$ -	$ -	$ -	$ -
102		101/106	390.2	Struct & Imprv Admin Bldg	$ -	$ -	$ -	$ -	$ -	$ -	$ -
103		101/106	390.3	Struct & Imprv Business Ctr	$ 4,469,433	$ -	$ (3,103,507)	$ -	$ -	$ 1,365,926	$ -
104		101/106	390.4	Struct & Imprv Los Lunas Bl	$ 123,795	$ -	$ (37,898)	$ -	$ -	$ 85,897	$ -
105		101/106	390.5	Struct & Imprv Rio Bravo	$ 417,511	$ 440	$ (221,678)	$ -	$ -	$ 196,273	$ -
106		101/106	390.6	Struct & Imprv Rio Rancho	$ 88,708	$ -	$ (61,675)	$ -	$ -	$ 27,033	$ -
107		101/106	390.7	Struct & Imprv Santa Fe	$ -	$ -	$ -	$ -	$ -	$ -	$ -
108		101/106	390.8	Struct & Imprv SF Pymt Ctr	$ 38,554	$ -	$ -	$ -	$ -	$ 38,554	$ -
109		101/106	390.9	Solar Structures	$ 1,951,705	$ 1,277,853	$ -	$ -	$ -	$ 3,229,559	$ -
110		101/106	391.0	Office Furniture & Equip	$ 3,931,381	$ 114,255	$ (2,538,945)	$ (0)	$ -	$ 1,506,691	$ -
111		101/106	391.1	N/A Off Furn & Eq, PC Sys	$ -	$ -	$ -	$ -	$ -	$ -	$ -
112		101/106	391.2	Computer Hardware	$ 9,833,521	$ 3,225,505	$ (49,962)	$ (312,951)	$ -	$ 12,696,112	$ -
113		101/106	392.0	Transportation Equip Light	$ 15,806,175	$ 1,425,427	$ (234,887)	$ -	$ -	$ 16,996,714	$ -
114		101/106	392.1	Transportation Equip Heavy	$ 5,712,874	$ -	$ -	$ -	$ -	$ 5,712,874	$ -
115		101/106	392.2	Transportation Equip Trailer	$ 3,780,953	$ 370,054	$ (134,757)	$ 61,157	$ -	$ 4,077,406	$ -
116		101/106	392.3	Transportation Equip Medium	$ 8,342,345	$ 694,175	$ (439,490)	$ -	$ -	$ 8,597,030	$ -
117		101/106	392.4	Transp Equip Special Purpose	$ 276,255	$ -	$ -	$ -	$ -	$ 276,255	$ -
118		101/106	393.0	Stores Equip	$ 767,993	$ -	$ -	$ -	$ -	$ 767,993	$ -
119		101/106	394.0	Tools, Shop & Garage Equip	$ 14,749,181	$ 1,694,422	$ (593,267)	$ (61,157)	$ -	$ 15,789,180	$ -
120		101/106	396.0	Power Operated Equipment	$ 7,584,151	$ 168,716	$ -	$ -	$ -	$ 7,752,867	$ -
121		101/106	397.0	Communication Equip	$ 2,726,983	$ 275,612	$ (74,344)	$ 197,182	$ -	$ 3,125,433	$ -
122		101/106	398.0	Miscellaneous Equipment	$ 606,170	$ -	$ (3,156)	$ (0)	$ -	$ 603,014	$ -
123		101/106	398.5	Cng Equipment	$ -	$ 1,670,519	$ -	$ -	$ -	$ 1,670,519	$ -
124		101/106	398.6	Cng Equipment	$ -	$ 108,720	$ -	$ -	$ -	$ 108,720	$ -
125		101/106	398.7	Cng Equipment	$ -	$ -	$ -	$ -	$ -	$ -	$ -
126		101/106	399.1	ARO General Plant 5	$ 17,180	$ -	$ -	$ -	$ -	$ 17,180	$ -
127	**Gas General Plant Total**				**$ 118,498,281**	**$ 14,564,487**	**$ (7,810,712)**	**$ 114,336**	**$ -**	**$ 125,366,391**	**$ -**
128											
129	**Grand Total**				**$ 1,438,073,338**	**$ 95,807,825**	**$ (25,987,510)**	**$ (0)**	**$ -**	**$ 1,507,893,653**	**$ -**
130											
131											
132											

Sponsored by NMGC Witness Erik C. Buchanan

NEW MEXICO GAS COMPANY, INC.

Original Cost of Plant-In-Service by Detail Account
Base Period - 12 Months Ending March 31, 2023
Future Test Year - 12 Months Ending September 30, 2025

	A	B	C	D	L	M	N	O	P	Q	R
2	Functional Class	FERC General Ledger Account	FERC Gas Plant Account	FERC Description	Adjusted Base Period Balance 3/31/2023	Linkage 1 Ending 3/31/2024	Linkage 2 Ending 9/30/2024	Future Test Year Ending 9/30/2025	13-month Average Adjustment	Other Test Period Adjustments	Adjusted Future Test Year Ending 9/30/2025
3											
98											
99	**Gas General Plant**	101/106	389.0	Land	$ 5,224,405	$ 5,224,405	$ 5,224,405	$ 5,224,405	$ -	$ -	$ 5,224,405
100		101/106	390.0	Structures & Improvement	$ 35,500,756	$ 41,331,883	$ 45,807,123	$ 52,480,385	$ (4,358,489)	$ -	$ 48,121,896
101		101/106	390.1	N/A Structures & Improvement	$ -	$ -	$ -	$ -	$ -	$ -	$ -
102		101/106	390.2	Struct & Imprv Admin Bldg	$ -	$ -	$ -	$ -	$ -	$ -	$ -
103		101/106	390.3	Struct & Imprv Business Ctr	$ 1,365,926	$ 1,365,926	$ 1,365,926	$ 1,365,926	$ -	$ -	$ 1,365,926
104		101/106	390.4	Struct & Imprv Los Lunas Bl	$ 85,897	$ 85,897	$ 85,897	$ 85,897	$ -	$ -	$ 85,897
105		101/106	390.5	Struct & Imprv Rio Bravo	$ 196,273	$ 196,273	$ 196,273	$ 196,273	$ -	$ -	$ 196,273
106		101/106	390.6	Struct & Imprv Rio Rancho	$ 27,033	$ 27,033	$ 27,033	$ 27,033	$ -	$ -	$ 27,033
107		101/106	390.7	Struct & Imprv Santa Fe	$ -	$ -	$ -	$ -	$ -	$ -	$ -
108		101/106	390.8	Struct & Imprv SF Pymt Ctr	$ 38,554	$ 38,554	$ 38,554	$ 38,554	$ -	$ -	$ 38,554
109		101/106	390.9	Solar Structures	$ 3,229,559	$ 3,229,559	$ 3,229,559	$ 3,229,559	$ -	$ -	$ 3,229,559
110		101/106	391.0	Office Furniture & Equip	$ 1,506,691	$ 1,506,691	$ 1,506,691	$ 1,506,691	$ -	$ -	$ 1,506,691
111		101/106	391.1	N/A Off Furn & Eq, PC Sys	$ -	$ -	$ -	$ -	$ -	$ -	$ -
112		101/106	391.2	Computer Hardware	$ 12,696,112	$ 15,105,660	$ 15,988,461	$ 17,811,673	$ (653,282)	$ -	$ 17,158,390
113		101/106	392.0	Transportation Equip Light	$ 16,996,714	$ 19,687,962	$ 20,727,736	$ 22,702,437	$ (1,081,787)	$ -	$ 21,620,650
114		101/106	392.1	Transportation Equip Heavy	$ 5,712,874	$ 6,145,396	$ 6,312,503	$ 6,629,865	$ (173,859)	$ -	$ 6,456,007
115		101/106	392.2	Transportation Equip Trailer	$ 4,077,406	$ 4,413,812	$ 4,543,784	$ 4,790,622	$ (135,223)	$ -	$ 4,655,398
116		101/106	392.3	Transportation Equip Medium	$ 8,597,030	$ 9,942,655	$ 10,462,541	$ 11,449,892	$ (540,893)	$ -	$ 10,908,998
117		101/106	392.4	Transp Equip Special Purpose	$ 276,255	$ 276,255	$ 276,255	$ 276,255	$ -	$ -	$ 276,255
118		101/106	393.0	Stores Equip	$ 767,993	$ 931,690	$ 964,510	$ 1,030,294	$ (36,711)	$ -	$ 993,583
119		101/106	394.0	Tools, Shop & Garage Equip	$ 15,789,180	$ 17,758,232	$ 18,839,081	$ 20,262,385	$ (856,605)	$ -	$ 19,405,780
120		101/106	396.0	Power Operated Equipment	$ 7,752,867	$ 9,077,322	$ 9,342,866	$ 9,875,124	$ (297,027)	$ -	$ 9,578,097
121		101/106	397.0	Communication Equip	$ 3,125,433	$ 3,215,791	$ 3,248,896	$ 3,317,266	$ (24,498)	$ -	$ 3,292,768
122		101/106	398.0	Miscellaneous Equipment	$ 603,014	$ 1,115,042	$ 1,302,638	$ 1,690,070	$ (138,822)	$ -	$ 1,551,248
123		101/106	398.5	Cng Equipment	$ 1,670,519	$ 1,670,519	$ 1,670,519	$ 1,670,519	$ -	$ -	$ 1,670,519
124		101/106	398.6	Cng Equipment	$ 108,720	$ 108,720	$ 108,720	$ 108,720	$ -	$ -	$ 108,720
125		101/106	398.7	Cng Equipment	$ -	$ -	$ -	$ -	$ -	$ -	$ -
126		101/106	399.1	ARO General Plant 5	$ 17,180	$ 17,180	$ 17,180	$ 17,180	$ -	$ -	$ 17,180
127	**Gas General Plant Total**				**$ 125,366,391**	**$ 142,472,457**	**$ 151,287,150**	**$ 165,787,025**	**$ (8,297,197)**	**$ -**	**$ 157,489,828**
128											
129	**Grand Total**				**$ 1,507,893,653**	**$ 1,635,252,525**	**$ 1,686,926,738**	**$ 1,843,372,916**	**$ (65,860,799)**	**$ -**	**$ 1,777,512,116**
130											
131											
132											

NEW MEXICO GAS COMPANY, INC.

Original Cost of Plant In Service By Monthly Balances
Base Period - 12 Months Ending March 31, 2023
Future Test Year - 12 Months Ending September 30, 2025

	A	B	C	D	E	F	G	H	I	J	K	L	M
1													
3	Gross Plant-In-Service (1)	FERC Acct	Description	Base Period Beginning Balance 3/31/2022	Balance 4/30/2022	Balance 5/31/2022	Balance 6/30/2022	Balance 7/31/2022	Balance 8/31/2022	Balance 9/30/2022	Balance 10/31/2022	Balance 11/30/2022	Balance 12/31/2022
5	**Gas Intangible Plant**	303.1	Intangible Plant Software @ 20%	$ 24,986,916	$ 24,986,916	$ 24,986,916	$ 24,986,916	$ 24,986,916	$ 24,986,916	$ 24,986,916	$ 24,986,916	$ 24,986,916	$ 16,495,088
6		303.2	Intangible Plant Software @ 10%	$ -	$ -	$ -	$ -	$ -	$ -	$ -	$ -	$ -	$ -
7		303.3	Intangible Plant Software @ 6.67%	$ 36,218,652	$ 38,412,608	$ 38,477,196	$ 38,644,052	$ 38,638,207	$ 38,638,487	$ 38,641,713	$ 38,675,458	$ 38,908,743	$ 38,957,144
8	**Gas Intangible Plant Total**			**$ 61,205,567**	**$ 63,399,523**	**$ 63,464,112**	**$ 63,630,968**	**$ 63,625,122**	**$ 63,625,403**	**$ 63,628,629**	**$ 63,662,373**	**$ 63,895,658**	**$ 55,452,232**
9													
10													
11	**Gas Production Plant**	325.4	Co. 5 Right Of Way	$ -	$ -	$ -	$ -	$ -	$ -	$ -	$ -	$ -	$ -
12		332.0	Field Lines Bare Steel Pipe	$ -	$ -	$ -	$ -	$ -	$ -	$ -	$ -	$ -	$ -
13		332.1	Field Lines Wrapped Steel P	$ -	$ -	$ -	$ -	$ -	$ -	$ -	$ -	$ -	$ -
14		332.4	Field Lines Other Equipment	$ -	$ -	$ -	$ -	$ -	$ -	$ -	$ -	$ -	$ -
15		333.0	Field Compressor Station Eq	$ -	$ -	$ -	$ -	$ -	$ -	$ -	$ -	$ -	$ -
16		334.0	Field Measuring & Regulating	$ -	$ -	$ -	$ -	$ -	$ -	$ -	$ -	$ -	$ -
17	**Gas Production Plant Total**			**$ -**	**$ -**	**$ -**	**$ -**	**$ -**	**$ -**	**$ -**	**$ -**	**$ -**	**$ -**
18													
19													
20	**Gas Other Storage Plant**	350.2	Right Of Way	$ -	$ -	$ -	$ -	$ -	$ -	$ -	$ -	$ -	$ -
21		351.1	Well Structures	$ -	$ -	$ -	$ -	$ -	$ -	$ -	$ -	$ -	$ -
22		351.4	Other Structures	$ -	$ -	$ -	$ -	$ -	$ -	$ -	$ -	$ -	$ -
23		352.2	Reservoirs	$ -	$ -	$ -	$ -	$ -	$ -	$ -	$ -	$ -	$ -
24		352.3	Nonrecoverable Natural Gas	$ -	$ -	$ -	$ -	$ -	$ -	$ -	$ -	$ -	$ -
25		352.4	Well Drilling Costs And Equip	$ -	$ -	$ -	$ -	$ -	$ -	$ -	$ -	$ -	$ -
26		353.0	Lines	$ -	$ -	$ -	$ -	$ -	$ -	$ -	$ -	$ -	$ -
27		354.0	Compressor Station Equipment	$ -	$ -	$ -	$ -	$ -	$ -	$ -	$ -	$ -	$ -
28		355.0	Field Measuring & Regulating	$ 16,088	$ 16,088	$ 16,088	$ 16,088	$ 16,088	$ 16,088	$ 16,088	$ 16,088	$ 16,088	$ 16,088
29		357.0	Other Equipment	$ -	$ -	$ -	$ -	$ -	$ -	$ -	$ -	$ -	$ -
30	**Gas Other Storage Plant Total**			**$ 16,088**	**$ 16,088**	**$ 16,088**	**$ 16,088**	**$ 16,088**	**$ 16,088**	**$ 16,088**	**$ 16,088**	**$ 16,088**	**$ 16,088**
31													
32													
33	**Gas Transmission Plant**	365.1	Land And Land Rights	$ 4,907,570	$ 4,907,570	$ 4,907,570	$ 4,907,570	$ 4,907,570	$ 4,907,570	$ 4,907,570	$ 4,907,570	$ 4,907,570	$ 4,907,570
34		365.2	Right Of Way	$ 5,717,990	$ 5,717,990	$ 5,717,990	$ 5,717,990	$ 5,717,990	$ 5,717,990	$ 5,717,990	$ 5,717,990	$ 5,717,990	$ 5,717,990
35		366.1	Compressor Station Structure	$ 1,724,208	$ 1,724,208	$ 1,740,138	$ 1,740,138	$ 1,740,138	$ 1,740,138	$ 1,740,138	$ 1,740,138	$ 1,740,138	$ 1,740,138
36		366.2	Measuring Station Structure	$ 23,519	$ 23,519	$ 23,519	$ 23,519	$ 23,519	$ 23,519	$ 23,519	$ 23,519	$ 23,519	$ 23,519
37		366.3	Other Structures	$ 632,891	$ 632,891	$ 632,891	$ 632,891	$ 632,891	$ 632,891	$ 632,891	$ 632,891	$ 632,891	$ 632,891
38		367.0	Mains Bare Steel Pipe	$ 80,138	$ 80,138	$ 80,138	$ 80,138	$ 80,138	$ 80,138	$ 80,138	$ 80,138	$ 80,138	$ 79,773
39		367.1	Mains Wrapped Steel Pipe	$ 265,822,922	$ 266,543,282	$ 266,545,565	$ 266,646,710	$ 268,987,616	$ 269,010,681	$ 269,978,655	$ 269,988,608	$ 270,418,918	$ 273,266,205
40		367.2	Mains Other Equipment	$ -	$ -	$ -	$ -	$ -	$ -	$ -	$ -	$ -	$ 110,038
41		367.3	Mains Other Equipment	$ 45,906,877	$ 45,918,553	$ 45,925,464	$ 45,925,464	$ 45,927,157	$ 45,927,157	$ 45,930,138	$ 45,930,138	$ 45,955,105	$ 46,370,456
42		367.4	Mains Anodes	$ 1,783,858	$ 1,783,858	$ 1,783,858	$ 1,783,858	$ 1,783,858	$ 1,783,858	$ 1,783,858	$ 1,783,858	$ 1,783,858	$ 1,783,858
43		367.5	Mains-Wrap Stl Pipe Brazos	$ 965,849	$ 965,849	$ 965,849	$ 965,849	$ 965,849	$ 965,849	$ 965,849	$ 965,849	$ 965,849	$ 965,849
44		367.6	Mains-Wrap Stl Pipe Brazos	$ 1,151,215	$ 1,152,546	$ 1,161,280	$ 1,161,280	$ 1,161,280	$ 1,162,418	$ 1,162,418	$ 1,162,418	$ 1,162,418	$ 1,162,418
45		368.0	Compressor Station Equipment	$ 41,449,813	$ 41,449,813	$ 41,449,813	$ 41,787,134	$ 41,787,134	$ 41,834,032	$ 41,834,032	$ 41,991,101	$ 43,628,523	$ 43,678,427
46		369.0	Field Measuring & Regulating	$ 61,303,797	$ 61,304,119	$ 61,321,142	$ 61,895,903	$ 63,417,068	$ 63,427,795	$ 63,427,795	$ 63,427,996	$ 63,594,795	$ 65,653,866
47		369.1	Williams Fld Mea & Reg 100%	$ 42,755	$ 42,755	$ 42,755	$ 42,755	$ 42,755	$ 42,755	$ 42,755	$ 42,755	$ 42,755	$ 42,755
48		369.1	Wms Impaired Fld Mea/Reg	$ (14,814)	$ (14,814)	$ (14,814)	$ (14,814)	$ (14,814)	$ (14,814)	$ (14,814)	$ (14,814)	$ (14,814)	$ (14,814)
49		369.1	Wms HL Imp Fld Mea/Reg	$ -	$ -	$ -	$ -	$ -	$ -	$ -	$ -	$ -	$ -
50		369.1	Field Meas & Reg Brazos	$ 399,351	$ 399,351	$ 399,351	$ 399,351	$ 399,351	$ 399,351	$ 399,351	$ 399,351	$ 399,351	$ 399,351
51		371.0	Other Equipment	$ 219,243	$ 219,243	$ 219,243	$ 219,243	$ 219,243	$ 219,243	$ 219,243	$ 219,243	$ 219,243	$ 219,243
52	**Gas Transmission Plant Total**			**$ 432,117,183**	**$ 432,850,872**	**$ 432,901,752**	**$ 433,914,980**	**$ 437,778,744**	**$ 437,860,571**	**$ 438,831,526**	**$ 438,998,749**	**$ 441,258,248**	**$ 446,739,532**

NEW MEXICO GAS COMPANY, INC.

Original Cost of Plant In Service By Monthly Balances
Base Period - 12 Months Ending March 31, 2023
Future Test Year - 12 Months Ending September 30, 2025

	A	B	C	D	E	F	G	H	I	J	K	L	M
3	Gross Plant-In-Service (1)	FERC Acct	Description	Base Period Beginning Balance 3/31/2022	Balance 4/30/2022	Balance 5/31/2022	Balance 6/30/2022	Balance 7/31/2022	Balance 8/31/2022	Balance 9/30/2022	Balance 10/31/2022	Balance 11/30/2022	Balance 12/31/2022
53													
54													
55	**Gas Distribution Plant**	374.10	Land	$ 788,921	$ 788,921	$ 788,921	$ 788,921	$ 788,921	$ 788,921	$ 788,921	$ 788,921	$ 788,921	$ 788,921
56		374.20	Land Rights	$ 441,463	$ 441,463	$ 441,463	$ 441,463	$ 441,463	$ 441,463	$ 441,463	$ 441,463	$ 441,463	$ 441,463
57		374.30	Williams Land Rights 100%	$ 1,486	$ 1,486	$ 1,486	$ 1,486	$ 1,486	$ 1,486	$ 1,486	$ 1,486	$ 1,486	$ 1,486
58		374.31	Wms Impaired Land Rights	$ (515)	$ (515)	$ (515)	$ (515)	$ (515)	$ (515)	$ (515)	$ (515)	$ (515)	$ (515)
59		374.32	Wms HL Imp Land Rights	$ -	$ -	$ -	$ -	$ -	$ -	$ -	$ -	$ -	$ -
60		375.00	Structures & Improvement	$ 634,324	$ 634,324	$ 634,324	$ 634,324	$ 634,324	$ 634,324	$ 748,660	$ 634,324	$ 634,324	$ 634,324
61		376.00	Mains Bare Steel Pipe	$ 2,378,884	$ 2,378,884	$ 2,378,884	$ 2,378,977	$ 2,371,209	$ 2,371,209	$ 2,371,155	$ 2,369,933	$ 2,369,933	$ 2,323,808
62		376.10	Mains Wrapped Steel Pipe	$ 139,412,557	$ 139,559,055	$ 140,071,995	$ 139,707,982	$ 139,841,928	$ 141,098,879	$ 139,775,163	$ 140,337,293	$ 140,881,933	$ 139,749,802
63		376.20	Mains Plastic Pipe	$ 264,343,760	$ 264,409,066	$ 265,473,179	$ 267,050,977	$ 267,781,869	$ 268,864,970	$ 271,048,611	$ 272,271,377	$ 272,876,783	$ 276,050,220
64		376.30	Mains Cathodic Protection	$ 631,112	$ 647,741	$ 647,444	$ 626,300	$ 627,543	$ 627,543	$ 627,543	$ 627,543	$ 627,543	$ 627,543
65		376.40	Mains Other Equipment	$ 8,155,781	$ 8,369,526	$ 8,370,025	$ 8,123,031	$ 8,119,147	$ 8,119,157	$ 8,119,157	$ 8,124,447	$ 8,124,571	$ 8,158,000
66		376.50	Mains Anodes	$ 17,394,412	$ 17,394,412	$ 17,394,412	$ 17,906,640	$ 17,906,640	$ 17,906,640	$ 18,589,251	$ 18,589,251	$ 18,589,251	$ 19,311,493
67		376.60	Williams Wrpd Steel 100%	$ 63,039	$ 63,039	$ 63,039	$ 63,039	$ 63,039	$ 63,039	$ 63,039	$ 63,039	$ 63,039	$ 63,039
68		376.61	Wms Impaired Wrpd Steel	$ (21,842)	$ (21,842)	$ (21,842)	$ (21,842)	$ (21,842)	$ (21,842)	$ (21,842)	$ (21,842)	$ (21,842)	$ (21,842)
69		376.62	Wms HL Imp Wrpd Steel	$ -	$ -	$ -	$ -	$ -	$ -	$ -	$ -	$ -	$ -
70		376.63	IMP - Mains Wrpd Steel	$ -	$ -	$ -	$ -	$ -	$ -	$ -	$ -	$ -	$ 2,846,468
71		376.70	Williams Mains Plastic 100%	$ 2,905,372	$ 2,905,372	$ 2,905,372	$ 2,905,372	$ 2,905,372	$ 2,905,372	$ 2,905,372	$ 2,905,372	$ 2,905,372	$ 2,905,372
72		376.71	Wms Impaired Mains Plastic	$ (1,006,651)	$ (1,006,651)	$ (1,006,651)	$ (1,006,651)	$ (1,006,651)	$ (1,006,651)	$ (1,006,651)	$ (1,006,651)	$ (1,006,651)	$ (1,006,651)
73		376.72	Wms HL Imp Mains Plastic	$ -	$ -	$ -	$ -	$ -	$ -	$ -	$ -	$ -	$ -
74		376.73	IMP - Mains Plastic	$ -	$ -	$ -	$ 950,402	$ 951,231	$ 1,103,528	$ 1,105,316	$ 1,297,497	$ 1,188,288	$ 1,933,730
75		376.80	Williams Other Equip 100%	$ 2,995	$ 2,995	$ 2,995	$ 2,995	$ 2,995	$ 2,995	$ 2,995	$ 2,995	$ 2,995	$ 2,995
76		376.81	Wms Impaired Other Equip	$ (1,038)	$ (1,038)	$ (1,038)	$ (1,038)	$ (1,038)	$ (1,038)	$ (1,038)	$ (1,038)	$ (1,038)	$ (1,038)
77		376.82	Wms HL Imp Other Equip	$ -	$ -	$ -	$ -	$ -	$ -	$ -	$ -	$ -	$ -
78		376.90	Williams Mains Anodes 100%	$ 1,236	$ 1,236	$ 1,236	$ 1,236	$ 1,236	$ 1,236	$ 1,236	$ 1,236	$ 1,236	$ 1,236
79		376.91	Williams Impaired Anodes	$ (428)	$ (428)	$ (428)	$ (428)	$ (428)	$ (428)	$ (428)	$ (428)	$ (428)	$ (428)
80		376.92	Wms HL Impaired Anodes	$ -	$ -	$ -	$ -	$ -	$ -	$ -	$ -	$ -	$ -
81		377.00	Compressor Station Equipment	$ -	$ -	$ -	$ -	$ -	$ -	$ -	$ -	$ -	$ -
82		378.00	Field Measuring & Regulating	$ 16,745,807	$ 16,742,815	$ 16,612,221	$ 16,628,614	$ 18,728,087	$ 18,786,380	$ 18,900,348	$ 19,009,365	$ 19,287,611	$ 19,537,464
83		378.10	Field Meas & Reg Brazos	$ 18,831	$ 18,831	$ 18,831	$ 18,831	$ 18,831	$ 18,831	$ 18,831	$ 18,831	$ 18,831	$ 18,831
84		379.00	Field Measuring & Regulating	$ 3,273,022	$ 3,615,732	$ 3,615,732	$ 3,732,152	$ 3,732,152	$ 3,732,152	$ 3,727,745	$ 3,726,617	$ 3,726,617	$ 3,726,617
85		380.00	Services Plastic Pipe	$ 176,076,117	$ 176,273,310	$ 176,561,769	$ 177,972,124	$ 178,302,995	$ 178,844,881	$ 179,628,875	$ 179,596,656	$ 179,707,935	$ 181,979,429
86		380.10	Services Steel Pipe	$ 11,734,795	$ 11,843,805	$ 12,039,037	$ 11,991,621	$ 12,165,197	$ 12,475,924	$ 12,222,991	$ 12,388,016	$ 12,907,289	$ 12,485,672
87		380.11	Srv, Bare Steel Pipe<2000	$ 37,526,109	$ 37,526,109	$ 37,526,109	$ 37,509,354	$ 37,504,138	$ 37,504,138	$ 37,497,745	$ 37,497,745	$ 37,497,745	$ 37,585,764
88		380.13	IMP - Services Wrpd Steel	$ -	$ -	$ -	$ -	$ -	$ -	$ 144,864	$ 144,864	$ 144,864	$ 211,119
89		380.20	Williams Svcs Plastic 100%	$ 5,622	$ 5,622	$ 5,622	$ 5,622	$ 5,622	$ 5,622	$ 5,622	$ 5,622	$ 5,622	$ 5,622
90		380.21	Wms Impaired Svcs Plastic	$ (1,948)	$ (1,948)	$ (1,948)	$ (1,948)	$ (1,948)	$ (1,948)	$ (1,948)	$ (1,948)	$ (1,948)	$ (1,948)
91		380.22	Wms HL Imp Svcs Plastic	$ -	$ -	$ -	$ -	$ -	$ -	$ -	$ -	$ -	$ -
92		380.30	IMP - Services Plastic	$ -	$ -	$ -	$ 734,800	$ 734,800	$ 734,800	$ 2,446,191	$ 2,446,191	$ 2,446,191	$ 3,547,188
93		381.00	Meters	$ 86,663,684	$ 86,481,829	$ 85,874,231	$ 87,234,094	$ 87,085,465	$ 86,949,318	$ 89,024,196	$ 89,031,977	$ 89,067,041	$ 91,774,335
94		381.10	ERTS AMR Meters	$ 26,066,532	$ 26,687,332	$ 26,685,865	$ 26,685,865	$ 26,685,865	$ 26,685,865	$ 26,807,514	$ 26,807,514	$ 26,807,229	$ 26,806,032
95		383.00	House Regulators	$ 7,612,540	$ 7,612,540	$ 7,612,540	$ 7,728,833	$ 7,728,833	$ 7,728,833	$ 7,875,238	$ 7,875,238	$ 7,875,238	$ 8,015,743
96		385.00	Industrial Measuring & Regulating	$ 24,390,241	$ 24,564,161	$ 24,760,740	$ 24,235,342	$ 24,906,624	$ 25,306,521	$ 24,609,691	$ 24,993,041	$ 25,499,740	$ 24,566,236
97	**Gas Distribution Plant Total**			**$ 826,236,220**	**$ 827,937,184**	**$ 829,455,050**	**$ 835,027,976**	**$ 839,004,590**	**$ 842,671,606**	**$ 848,466,797**	**$ 850,965,432**	**$ 853,456,670**	**$ 865,067,531**
98													

NEW MEXICO GAS COMPANY, INC.

Original Cost of Plant In Service By Monthly Balances
Base Period - 12 Months Ending March 31, 2023
Future Test Year - 12 Months Ending September 30, 2025

	A	B	C	D	E	F	G	H	I	J	K	L	M
3	Gross Plant-In-Service (1)	FERC Acct	Description	Base Period Beginning Balance 3/31/2022	Balance 4/30/2022	Balance 5/31/2022	Balance 6/30/2022	Balance 7/31/2022	Balance 8/31/2022	Balance 9/30/2022	Balance 10/31/2022	Balance 11/30/2022	Balance 12/31/2022
99													
100	**Gas General Plant**	389.0	Land	$ 5,224,405	$ 5,224,405	$ 5,224,405	$ 5,224,405	$ 5,224,405	$ 5,224,405	$ 5,224,405	$ 5,224,405	$ 5,224,405	$ 5,224,405
101		390.0	Structures & Improvement	$ 32,049,008	$ 32,435,451	$ 32,456,856	$ 33,172,048	$ 33,184,262	$ 33,238,321	$ 33,898,187	$ 34,669,508	$ 34,698,814	$ 34,953,294
102		390.1	N/A Structures & Improvement	$ -	$ -	$ -	$ -	$ -	$ -	$ -	$ -	$ -	$ -
103		390.2	Struct & Imprv Admin Bldg	$ -	$ -	$ -	$ -	$ -	$ -	$ -	$ -	$ -	$ -
104		390.3	Struct & Imprv Business Ctr	$ 4,469,433	$ 4,469,433	$ 4,469,433	$ 4,469,433	$ 4,469,433	$ 4,469,433	$ 4,469,433	$ 4,469,433	$ 4,469,433	$ 1,365,926
105		390.4	Struct & Imprv Los Lunas Bl	$ 123,795	$ 123,795	$ 123,795	$ 123,795	$ 123,795	$ 123,795	$ 123,795	$ 123,795	$ 123,795	$ 85,897
106		390.5	Struct & Imprv Rio Bravo	$ 417,511	$ 417,511	$ 417,511	$ 417,511	$ 417,511	$ 417,952	$ 417,952	$ 417,952	$ 417,952	$ 196,273
107		390.6	Struct & Imprv Rio Rancho	$ 88,708	$ 88,708	$ 88,708	$ 88,708	$ 88,708	$ 88,708	$ 88,708	$ 88,708	$ 88,708	$ 27,033
108		390.7	Struct & Imprv Santa Fe	$ -	$ -	$ -	$ -	$ -	$ -	$ -	$ -	$ -	$ -
109		390.8	Struct & Imprv SF Pymt Ctr	$ 38,554	$ 38,554	$ 38,554	$ 38,554	$ 38,554	$ 38,554	$ 38,554	$ 38,554	$ 38,554	$ 38,554
110		390.9	Solar Structures	$ 1,951,705	$ 1,951,705	$ 1,951,705	$ 1,951,705	$ 1,951,705	$ 2,101,412	$ 2,300,480	$ 2,308,808	$ 3,175,556	$ 3,175,556
111		391.0	Office Furniture & Equip	$ 3,931,381	$ 3,947,819	$ 3,947,819	$ 3,947,819	$ 3,947,819	$ 3,947,819	$ 4,026,028	$ 4,031,405	$ 4,045,636	$ 1,506,691
112		391.1	N/A Off Furn & Eq, PC Sys	$ -	$ -	$ -	$ -	$ -	$ -	$ -	$ -	$ -	$ -
113		391.2	Computer Hardware	$ 9,833,521	$ 11,550,208	$ 11,712,657	$ 11,662,695	$ 11,667,058	$ 11,667,058	$ 11,667,274	$ 11,680,240	$ 11,683,798	$ 11,698,321
114		392.0	Transportation Equip Light	$ 15,806,175	$ 15,806,175	$ 15,904,059	$ 15,904,059	$ 15,859,950	$ 15,859,950	$ 15,859,950	$ 15,913,348	$ 15,873,413	$ 16,922,825
115		392.1	Transportation Equip Heavy	$ 5,712,874	$ 5,712,874	$ 5,712,874	$ 5,712,874	$ 5,712,874	$ 5,712,874	$ 5,712,874	$ 5,712,874	$ 5,712,874	$ 5,712,874
116		392.2	Transportation Equip Trailer	$ 3,780,953	$ 3,780,953	$ 3,780,953	$ 3,780,953	$ 3,861,480	$ 3,861,552	$ 3,861,552	$ 3,861,552	$ 3,823,619	$ 3,845,976
117		392.3	Transportation Equip Medium	$ 8,342,345	$ 8,342,345	$ 8,342,345	$ 8,342,345	$ 8,145,163	$ 8,145,163	$ 8,145,163	$ 8,145,163	$ 8,035,705	$ 8,593,825
118		392.4	Transp Equip Special Purpose	$ 276,255	$ 276,255	$ 276,255	$ 276,255	$ 276,255	$ 276,255	$ 276,255	$ 276,255	$ 276,255	$ 276,255
119		393.0	Stores Equip	$ 767,993	$ 767,993	$ 767,993	$ 767,993	$ 767,993	$ 767,993	$ 767,993	$ 767,993	$ 767,993	$ 767,993
120		394.0	Tools, Shop & Garage Equip	$ 14,749,181	$ 14,829,943	$ 14,833,702	$ 14,616,039	$ 14,659,601	$ 14,753,644	$ 14,913,308	$ 14,970,481	$ 14,983,741	$ 15,159,412
121		396.0	Power Operated Equipment	$ 7,584,151	$ 7,584,151	$ 7,584,151	$ 7,584,151	$ 7,752,867	$ 7,752,867	$ 7,752,867	$ 7,752,867	$ 7,752,867	$ 7,752,867
122		397.0	Communication Equip	$ 2,726,983	$ 2,924,165	$ 3,083,450	$ 3,083,450	$ 3,083,450	$ 3,083,450	$ 3,083,450	$ 3,083,450	$ 3,083,450	$ 3,014,879
123		398.0	Miscellaneous Equipment	$ 606,170	$ 606,170	$ 606,170	$ 606,170	$ 606,170	$ 606,170	$ 606,170	$ 606,170	$ 606,170	$ 603,014
124		398.5	Cng Equipment	$ -	$ -	$ -	$ 1,546,294	$ 1,557,367	$ 1,614,080	$ 1,670,519	$ 1,670,519	$ 1,670,519	$ 1,670,519
125		398.6	Cng Equipment	$ -	$ -	$ -	$ 159,938	$ 161,083	$ 166,949	$ 110,898	$ 110,834	$ 110,834	$ 113,506
126		398.7	Cng Equipment	$ -	$ -	$ -	$ -	$ -	$ -	$ -	$ -	$ -	$ -
127		399.1	ARO General Plant 5	$ 17,180	$ 17,180	$ 17,180	$ 17,180	$ 17,180	$ 17,180	$ 17,180	$ 17,180	$ 17,180	$ 17,180
128	**Gas General Plant Total**			**$ 118,498,281**	**$ 120,895,793**	**$ 121,340,576**	**$ 123,494,374**	**$ 123,574,684**	**$ 123,935,584**	**$ 125,032,994**	**$ 125,941,492**	**$ 126,681,269**	**$ 122,723,074**
129													
130	**Grand Total**			**$ 1,438,073,338**	**$ 1,445,099,460**	**$ 1,447,177,578**	**$ 1,456,084,385**	**$ 1,463,999,228**	**$ 1,468,109,252**	**$ 1,475,976,035**	**$ 1,479,584,134**	**$ 1,485,307,932**	**$ 1,489,998,456**
131													
132	**Notes:**												
133	(1) These cells are hard-coded and non-fully functional. Please provide a data-request if parties would like to see support.												

NEW MEXICO GAS COMPANY, INC.

Original Cost of Plant In Service By Monthly Balances
Base Period - 12 Months Ending March 31, 2023
Future Test Year - 12 Months Ending September 30, 2025

	A	B	C	N	O	P	Q	R	S	T	U	V
1												
3	Gross Plant-In-Service (1)	FERC Acct	Description	Balance 1/31/2023	Balance 2/28/2023	Base Period Ending 3/31/2023	Placeholder	Adjusted Base Period Ending Balance	Linkage Period 1 Beginning Balance 3/31/2023	Balance 4/30/2023	Balance 5/31/2023	Balance 6/30/2023
5	**Gas Intangible Plant**	303.1	Intangible Plant Software @ 20%	$ 16,495,088	$ 16,495,088	$ 16,495,088		$ 16,495,088	$ 16,495,088	$ 16,495,088	$ 16,495,088	$ 16,495,088
6		303.2	Intangible Plant Software @ 10%	$ -	$ -	$ -		$ -	$ -	$ -	$ -	$ -
7		303.3	Intangible Plant Software @ 6.67%	$ 38,961,904	$ 39,895,601	$ 40,500,707		$ 40,500,707	$ 40,500,707	$ 40,587,835	$ 42,622,704	$ 44,832,623
8	**Gas Intangible Plant Total**			**$ 55,456,992**	**$ 56,390,689**	**$ 56,995,795**	**$ -**	**$ 56,995,795**	**$ 56,995,795**	**$ 57,082,923**	**$ 59,117,792**	**$ 61,327,711**
9												
10												
11	**Gas Production Plant**	325.4	Co. 5 Right Of Way	$ -	$ -	$ -		$ -	$ -	$ -	$ -	$ -
12		332.0	Field Lines Bare Steel Pipe	$ -	$ -	$ -		$ -	$ -	$ -	$ -	$ -
13		332.1	Field Lines Wrapped Steel P	$ -	$ -	$ -		$ -	$ -	$ -	$ -	$ -
14		332.4	Field Lines Other Equipment	$ -	$ -	$ -		$ -	$ -	$ -	$ -	$ -
15		333.0	Field Compressor Station Eq	$ -	$ -	$ -		$ -	$ -	$ -	$ -	$ -
16		334.0	Field Measuring & Regulating	$ -	$ -	$ -		$ -	$ -	$ -	$ -	$ -
17	**Gas Production Plant Total**			**$ -**	**$ -**	**$ -**	**$ -**	**$ -**	**$ -**	**$ -**	**$ -**	**$ -**
18												
19												
20	**Gas Other Storage Plant**	350.2	Right Of Way	$ -	$ -	$ -		$ -	$ -	$ -	$ -	$ -
21		351.1	Well Structures	$ -	$ -	$ -		$ -	$ -	$ -	$ -	$ -
22		351.4	Other Structures	$ -	$ -	$ -		$ -	$ -	$ -	$ -	$ -
23		352.2	Reservoirs	$ -	$ -	$ -		$ -	$ -	$ -	$ -	$ -
24		352.3	Nonrecoverable Natural Gas	$ -	$ -	$ -		$ -	$ -	$ -	$ -	$ -
25		352.4	Well Drilling Costs And Equip	$ -	$ -	$ -		$ -	$ -	$ -	$ -	$ -
26		353.0	Lines	$ -	$ -	$ -		$ -	$ -	$ -	$ -	$ -
27		354.0	Compressor Station Equipment	$ -	$ -	$ -		$ -	$ -	$ -	$ -	$ -
28		355.0	Field Measuring & Regulating	$ 16,088	$ 16,088	$ 16,088		$ 16,088	$ 16,088	$ 16,088	$ 16,088	$ 16,088
29		357.0	Other Equipment	$ -	$ -	$ -		$ -	$ -	$ -	$ -	$ -
30	**Gas Other Storage Plant Total**			**$ 16,088**	**$ 16,088**	**$ 16,088**	**$ -**	**$ 16,088**	**$ 16,088**	**$ 16,088**	**$ 16,088**	**$ 16,088**
31												
32												
33	**Gas Transmission Plant**	365.1	Land And Land Rights	$ 4,907,570	$ 4,907,570	$ 4,907,570		$ 4,907,570	$ 4,907,570	$ 4,907,570	$ 4,907,570	$ 4,907,570
34		365.2	Right Of Way	$ 5,717,990	$ 5,717,990	$ 5,717,990		$ 5,717,990	$ 5,717,990	$ 5,717,990	$ 5,717,990	$ 5,717,990
35		366.1	Compressor Station Structure	$ 1,740,138	$ 1,740,138	$ 1,740,138		$ 1,740,138	$ 1,740,138	$ 1,740,138	$ 1,740,138	$ 1,740,138
36		366.2	Measuring Station Structure	$ 23,519	$ 23,519	$ 23,519		$ 23,519	$ 23,519	$ 23,519	$ 23,519	$ 23,519
37		366.3	Other Structures	$ 632,891	$ 632,891	$ 632,891		$ 632,891	$ 632,891	$ 632,891	$ 632,891	$ 632,891
38		367.0	Mains Bare Steel Pipe	$ 79,773	$ 79,773	$ 79,773		$ 79,773	$ 79,773	$ 79,773	$ 79,773	$ 79,773
39		367.1	Mains Wrapped Steel Pipe	$ 274,888,289	$ 275,323,438	$ 275,775,741		$ 275,775,741	$ 275,775,741	$ 275,776,390	$ 275,863,018	$ 286,411,843
40		367.2	Mains Other Equipment	$ 110,038	$ 110,038	$ 110,038		$ 110,038	$ 110,038	$ 110,038	$ 110,038	$ 110,038
41		367.3	Mains Other Equipment	$ 46,723,175	$ 46,394,747	$ 46,406,617		$ 46,406,617	$ 46,406,617	$ 46,406,617	$ 46,406,617	$ 46,406,617
42		367.4	Mains Anodes	$ 1,783,858	$ 1,783,858	$ 1,783,858		$ 1,783,858	$ 1,783,858	$ 1,783,858	$ 1,783,858	$ 1,783,858
43		367.5	Mains-Wrap Stl Pipe Brazos	$ 965,849	$ 965,849	$ 965,849		$ 965,849	$ 965,849	$ 965,849	$ 965,849	$ 965,849
44		367.6	Mains-Wrap Stl Pipe Brazos	$ 1,162,418	$ 1,162,418	$ 1,162,418		$ 1,162,418	$ 1,162,418	$ 1,162,418	$ 1,162,418	$ 1,162,418
45		368.0	Compressor Station Equipment	$ 43,678,316	$ 43,678,224	$ 43,678,224		$ 43,678,224	$ 43,678,224	$ 43,678,776	$ 43,766,456	$ 45,307,278
46		369.0	Field Measuring & Regulating	$ 65,296,714	$ 65,301,928	$ 66,398,286		$ 66,398,286	$ 66,398,286	$ 66,400,376	$ 66,736,836	$ 69,857,183
47		369.1	Williams Fld Mea & Reg 100%	$ 42,755	$ 42,755	$ 42,755		$ 42,755	$ 42,755	$ 42,755	$ 42,755	$ 42,755
48		369.1	Wms Impaired Fld Mea/Reg	$ (14,814)	$ (14,814)	$ (14,814)		$ (14,814)	$ (14,814)	$ (14,814)	$ (14,814)	$ (14,814)
49		369.1	Wms HL Imp Fld Mea/Reg	$ -	$ -	$ -		$ -	$ -	$ -	$ -	$ -
50		369.1	Field Meas & Reg Brazos	$ 390,260	$ 390,260	$ 390,260		$ 390,260	$ 390,260	$ 390,260	$ 390,260	$ 390,260
51		371.0	Other Equipment	$ 219,243	$ 219,243	$ 219,243		$ 219,243	$ 219,243	$ 219,243	$ 219,243	$ 219,243
52	**Gas Transmission Plant Total**			**$ 448,347,982**	**$ 448,459,825**	**$ 450,020,356**	**$ -**	**$ 450,020,356**	**$ 450,020,356**	**$ 450,023,647**	**$ 450,534,415**	**$ 465,744,409**

NEW MEXICO GAS COMPANY, INC.

Original Cost of Plant In Service By Monthly Balances
Base Period - 12 Months Ending March 31, 2023
Future Test Year - 12 Months Ending September 30, 2025

	A	B	C	N	O	P	Q	R	S	T	U	V
3	Gross Plant-In-Service (1)	FERC Acct	Description	Balance 1/31/2023	Balance 2/28/2023	Base Period Ending 3/31/2023	Placeholder	Adjusted Base Period Ending Balance	Linkage Period 1 Beginning Balance 3/31/2023	Balance 4/30/2023	Balance 5/31/2023	Balance 6/30/2023
53												
54												
55	**Gas Distribution Plant**	374.10	Land	$ 788,921	$ 1,473,513	$ 1,473,513		$ 1,473,513	$ 1,473,513	$ 1,473,513	$ 1,473,513	$ 1,473,513
56		374.20	Land Rights	$ 441,463	$ 441,463	$ 441,463		$ 441,463	$ 441,463	$ 441,463	$ 441,463	$ 441,463
57		374.30	Williams Land Rights 100%	$ 1,486	$ 1,486	$ 1,486		$ 1,486	$ 1,486	$ 1,486	$ 1,486	$ 1,486
58		374.31	Wms Impaired Land Rights	$ (515)	$ (515)	$ (515)		$ (515)	$ (515)	$ (515)	$ (515)	$ (515)
59		374.32	Wms HL Imp Land Rights	$ -	$ -	$ -		$ -	$ -	$ -	$ -	$ -
60		375.00	Structures & Improvement	$ 671,443	$ 634,324	$ 634,324		$ 634,324	$ 634,324	$ 634,324	$ 634,324	$ 634,324
61		376.00	Mains Bare Steel Pipe	$ 2,320,277	$ 2,320,212	$ 2,320,212		$ 2,320,212	$ 2,320,212	$ 2,320,212	$ 2,320,212	$ 2,320,212
62		376.10	Mains Wrapped Steel Pipe	$ 139,840,390	$ 139,746,173	$ 139,762,634		$ 139,762,634	$ 139,762,634	$ 139,811,937	$ 139,999,147	$ 141,886,574
63		376.20	Mains Plastic Pipe	$ 277,904,312	$ 278,737,354	$ 279,212,710		$ 279,212,710	$ 279,212,710	$ 279,558,766	$ 280,390,246	$ 287,767,923
64		376.30	Mains Cathodic Protection	$ 627,543	$ 627,543	$ 627,543		$ 627,543	$ 627,543	$ 627,543	$ 627,543	$ 627,543
65		376.40	Mains Other Equipment	$ 8,377,325	$ 8,455,537	$ 8,464,146		$ 8,464,146	$ 8,464,146	$ 8,488,798	$ 8,563,388	$ 9,333,890
66		376.50	Mains Anodes	$ 19,374,632	$ 19,374,631	$ 20,348,726		$ 20,348,726	$ 20,348,726	$ 20,348,726	$ 20,348,726	$ 21,380,492
67		376.60	Williams Wrpd Steel 100%	$ 63,039	$ 63,039	$ 63,039		$ 63,039	$ 63,039	$ 63,039	$ 63,039	$ 63,039
68		376.61	Wms Impaired Wrpd Steel	$ (21,842)	$ (21,842)	$ (21,842)		$ (21,842)	$ (21,842)	$ (21,842)	$ (21,842)	$ (21,842)
69		376.62	Wms HL Imp Wrpd Steel	$ -	$ -	$ -		$ -	$ -	$ -	$ -	$ -
70		376.63	IMP - Mains Wrpd Steel	$ 2,859,786	$ 2,709,133	$ 2,709,133		$ 2,709,133	$ 2,709,133	$ 2,709,133	$ 2,709,133	$ 2,709,133
71		376.70	Williams Mains Plastic 100%	$ 2,905,372	$ 2,905,372	$ 2,905,372		$ 2,905,372	$ 2,905,372	$ 2,905,372	$ 2,905,372	$ 2,905,372
72		376.71	Wms Impaired Mains Plastic	$ (1,006,651)	$ (1,006,651)	$ (1,006,651)		$ (1,006,651)	$ (1,006,651)	$ (1,006,651)	$ (1,006,651)	$ (1,006,651)
73		376.72	Wms HL Imp Mains Plastic	$ -	$ -	$ -		$ -	$ -	$ -	$ -	$ -
74		376.73	IMP - Mains Plastic	$ 1,936,941	$ 1,936,993	$ 1,938,129		$ 1,938,129	$ 1,938,129	$ 1,938,129	$ 1,938,129	$ 1,938,129
75		376.80	Williams Other Equip 100%	$ 2,995	$ 2,995	$ 2,995		$ 2,995	$ 2,995	$ 2,995	$ 2,995	$ 2,995
76		376.81	Wms Impaired Other Equip	$ (1,038)	$ (1,038)	$ (1,038)		$ (1,038)	$ (1,038)	$ (1,038)	$ (1,038)	$ (1,038)
77		376.82	Wms HL Imp Other Equip	$ -	$ -	$ -		$ -	$ -	$ -	$ -	$ -
78		376.90	Williams Mains Anodes 100%	$ 1,236	$ 1,236	$ 1,236		$ 1,236	$ 1,236	$ 1,236	$ 1,236	$ 1,236
79		376.91	Williams Impaired Anodes	$ (428)	$ (428)	$ (428)		$ (428)	$ (428)	$ (428)	$ (428)	$ (428)
80		376.92	Wms HL Impaired Anodes	$ -	$ -	$ -		$ -	$ -	$ -	$ -	$ -
81		377.00	Compressor Station Equipment	$ -	$ -	$ -		$ -	$ -	$ -	$ -	$ -
82		378.00	Field Measuring & Regulating	$ 20,046,546	$ 20,620,854	$ 21,370,402		$ 21,370,402	$ 21,370,402	$ 21,370,402	$ 21,370,402	$ 21,580,573
83		378.10	Field Meas & Reg Brazos	$ 18,831	$ 18,831	$ 18,831		$ 18,831	$ 18,831	$ 18,831	$ 18,831	$ 18,831
84		379.00	Field Measuring & Regulating	$ 3,718,075	$ 3,701,256	$ 3,701,256		$ 3,701,256	$ 3,701,256	$ 3,701,256	$ 3,701,256	$ 3,701,256
85		380.00	Services Plastic Pipe	$ 182,246,674	$ 182,268,315	$ 183,427,979		$ 183,427,979	$ 183,427,979	$ 183,501,934	$ 183,670,959	$ 186,569,628
86		380.10	Services Steel Pipe	$ 12,198,295	$ 12,392,352	$ 12,924,510		$ 12,924,510	$ 12,924,510	$ 12,924,510	$ 12,924,510	$ 13,300,000
87		380.11	Srv, Bare Steel Pipe<2000	$ 37,585,764	$ 37,585,764	$ 37,582,238		$ 37,582,238	$ 37,582,238	$ 37,582,238	$ 37,582,238	$ 37,582,238
88		380.13	IMP - Services Wrpd Steel	$ 214,503	$ 214,503	$ 214,503		$ 214,503	$ 214,503	$ 214,503	$ 214,503	$ 214,503
89		380.20	Williams Svcs Plastic 100%	$ 5,622	$ 5,622	$ 5,622		$ 5,622	$ 5,622	$ 5,622	$ 5,622	$ 5,622
90		380.21	Wms Impaired Svcs Plastic	$ (1,948)	$ (1,948)	$ (1,948)		$ (1,948)	$ (1,948)	$ (1,948)	$ (1,948)	$ (1,948)
91		380.22	Wms HL Imp Svcs Plastic	$ -	$ -	$ -		$ -	$ -	$ -	$ -	$ -
92		380.30	IMP - Services Plastic	$ 3,571,717	$ 3,571,717	$ 3,571,717		$ 3,571,717	$ 3,571,717	$ 3,571,717	$ 3,571,717	$ 3,571,717
93		381.00	Meters	$ 92,592,761	$ 92,592,761	$ 93,207,558		$ 93,207,558	$ 93,207,558	$ 93,207,558	$ 93,207,558	$ 94,725,368
94		381.10	ERTS AMR Meters	$ 26,806,032	$ 26,806,032	$ 26,806,032		$ 26,806,032	$ 26,806,032	$ 26,806,032	$ 26,806,032	$ 26,974,678
95		383.00	House Regulators	$ 8,016,998	$ 8,016,999	$ 8,085,668		$ 8,085,668	$ 8,085,668	$ 8,085,668	$ 8,085,668	$ 8,085,668
96		385.00	Industrial Measuring & Regulating	$ 24,599,087	$ 24,613,245	$ 24,704,467		$ 24,704,467	$ 24,704,467	$ 24,704,467	$ 24,704,467	$ 25,178,440
97	**Gas Distribution Plant Total**			**$ 868,705,641**	**$ 870,806,831**	**$ 875,495,023**	**$ -**	**$ 875,495,023**	**$ 875,495,023**	**$ 875,988,989**	**$ 877,251,293**	**$ 893,963,424**
98												

Sponsored by NMGC Witness Erik C. Buchanan

630 Schedule B-3 Gross Plant

NEW MEXICO GAS COMPANY, INC.

Original Cost of Plant In Service By Monthly Balances
Base Period - 12 Months Ending March 31, 2023
Future Test Year - 12 Months Ending September 30, 2025

	A	B	C	N	O	P	Q	R	S	T	U	V
3	Gross Plant-In-Service (1)	FERC Acct	Description	Balance 1/31/2023	Balance 2/28/2023	Base Period Ending 3/31/2023	Placeholder	Adjusted Base Period Ending Balance	Linkage Period 1 Beginning Balance 3/31/2023	Balance 4/30/2023	Balance 5/31/2023	Balance 6/30/2023
99												
100	**Gas General Plant**	389.0	Land	$ 5,224,405	$ 5,224,405	$ 5,224,405		$ 5,224,405	$ 5,224,405	$ 5,224,405	$ 5,224,405	$ 5,224,405
101		390.0	Structures & Improvement	$ 35,020,143	$ 35,110,836	$ 35,500,756		$ 35,500,756	$ 35,500,756	$ 35,500,756	$ 35,500,756	$ 37,132,628
102		390.1	N/A Structures & Improvement	$ -	$ -	$ -		$ -	$ -	$ -	$ -	$ -
103		390.2	Struct & Imprv Admin Bldg	$ -	$ -	$ -		$ -	$ -	$ -	$ -	$ -
104		390.3	Struct & Imprv Business Ctr	$ 1,365,926	$ 1,365,926	$ 1,365,926		$ 1,365,926	$ 1,365,926	$ 1,365,926	$ 1,365,926	$ 1,365,926
105		390.4	Struct & Imprv Los Lunas Bl	$ 85,897	$ 85,897	$ 85,897		$ 85,897	$ 85,897	$ 85,897	$ 85,897	$ 85,897
106		390.5	Struct & Imprv Rio Bravo	$ 196,273	$ 196,273	$ 196,273		$ 196,273	$ 196,273	$ 196,273	$ 196,273	$ 196,273
107		390.6	Struct & Imprv Rio Rancho	$ 27,033	$ 27,033	$ 27,033		$ 27,033	$ 27,033	$ 27,033	$ 27,033	$ 27,033
108		390.7	Struct & Imprv Santa Fe	$ -	$ -	$ -		$ -	$ -	$ -	$ -	$ -
109		390.8	Struct & Imprv SF Pymt Ctr	$ 38,554	$ 38,554	$ 38,554		$ 38,554	$ 38,554	$ 38,554	$ 38,554	$ 38,554
110		390.9	Solar Structures	$ 3,175,556	$ 3,175,556	$ 3,229,559		$ 3,229,559	$ 3,229,559	$ 3,229,559	$ 3,229,559	$ 3,229,559
111		391.0	Office Furniture & Equip	$ 1,506,691	$ 1,506,691	$ 1,506,691		$ 1,506,691	$ 1,506,691	$ 1,506,691	$ 1,506,691	$ 1,506,691
112		391.1	N/A Off Furn & Eq, PC Sys	$ -	$ -	$ -		$ -	$ -	$ -	$ -	$ -
113		391.2	Computer Hardware	$ 11,749,779	$ 12,036,024	$ 12,696,112		$ 12,696,112	$ 12,696,112	$ 12,891,436	$ 13,146,566	$ 13,877,335
114		392.0	Transportation Equip Light	$ 16,931,261	$ 16,932,677	$ 16,996,714		$ 16,996,714	$ 16,996,714	$ 16,996,714	$ 16,996,714	$ 18,370,100
115		392.1	Transportation Equip Heavy	$ 5,712,874	$ 5,712,874	$ 5,712,874		$ 5,712,874	$ 5,712,874	$ 5,712,874	$ 5,712,874	$ 5,933,597
116		392.2	Transportation Equip Trailer	$ 3,845,976	$ 4,077,406	$ 4,077,406		$ 4,077,406	$ 4,077,406	$ 4,077,406	$ 4,077,406	$ 4,249,079
117		392.3	Transportation Equip Medium	$ 8,597,030	$ 8,597,030	$ 8,597,030		$ 8,597,030	$ 8,597,030	$ 8,597,030	$ 8,597,030	$ 9,283,723
118		392.4	Transp Equip Special Purpose	$ 276,255	$ 276,255	$ 276,255		$ 276,255	$ 276,255	$ 276,255	$ 276,255	$ 276,255
119		393.0	Stores Equip	$ 767,993	$ 767,993	$ 767,993		$ 767,993	$ 767,993	$ 767,993	$ 767,993	$ 869,303
120		394.0	Tools, Shop & Garage Equip	$ 15,634,117	$ 15,725,886	$ 15,789,180		$ 15,789,180	$ 15,789,180	$ 15,789,180	$ 15,789,180	$ 17,093,156
121		396.0	Power Operated Equipment	$ 7,752,867	$ 7,752,867	$ 7,752,867		$ 7,752,867	$ 7,752,867	$ 7,752,867	$ 7,752,867	$ 8,572,559
122		397.0	Communication Equip	$ 3,014,879	$ 3,014,879	$ 3,125,433		$ 3,125,433	$ 3,125,433	$ 3,132,757	$ 3,142,325	$ 3,169,729
123		398.0	Miscellaneous Equipment	$ 603,014	$ 603,014	$ 603,014		$ 603,014	$ 603,014	$ 644,520	$ 698,735	$ 854,023
124		398.5	Cng Equipment	$ 1,670,519	$ 1,670,519	$ 1,670,519		$ 1,670,519	$ 1,670,519	$ 1,670,519	$ 1,670,519	$ 1,670,519
125		398.6	Cng Equipment	$ 108,720	$ 108,720	$ 108,720		$ 108,720	$ 108,720	$ 108,720	$ 108,720	$ 108,720
126		398.7	Cng Equipment	$ -	$ -	$ -		$ -	$ -	$ -	$ -	$ -
127		399.1	ARO General Plant 5	$ 17,180	$ 17,180	$ 17,180		$ 17,180	$ 17,180	$ 17,180	$ 17,180	$ 17,180
128	**Gas General Plant Total**			**$ 123,322,942**	**$ 124,024,494**	**$ 125,366,391**	**$ -**	**$ 125,366,391**	**$ 125,366,391**	**$ 125,610,546**	**$ 125,929,458**	**$ 133,152,244**
129												
130	**Grand Total**			**$ 1,495,849,644**	**$ 1,499,697,927**	**$ 1,507,893,653**	**$ -**	**$ 1,507,893,653**	**$ 1,507,893,653**	**$ 1,508,722,194**	**$ 1,512,849,046**	**$ 1,554,203,875**
131												
132	**Notes:**											
133	(1) These cells are hard-coded and non-fully functional. Please provide a data-request if parties would like to see support.											

NEW MEXICO GAS COMPANY, INC.

Original Cost of Plant In Service By Monthly Balances
Base Period - 12 Months Ending March 31, 2023
Future Test Year - 12 Months Ending September 30, 2025

	A	B	C	W	X	Y	Z	AA	AB	AC	AD	AE
1												
3	**Gross Plant-In-Service (1)**	**FERC Acct**	**Description**	**Balance 7/31/2023**	**Balance 8/31/2023**	**Balance 9/30/2023**	**Balance 10/31/2023**	**Balance 11/30/2023**	**Balance 12/31/2023**	**Balance 1/31/2024**	**Balance 2/29/2024**	**Linkage Period 1 Ending 3/31/2024**
5	**Gas Intangible Plant**	303.1	Intangible Plant Software @ 20%	$ 16,495,088	$ 16,495,088	$ 16,495,088	$ 16,495,088	$ 16,495,088	$ 16,495,088	$ 16,495,088	$ 16,495,088	$ 16,495,088
6		303.2	Intangible Plant Software @ 10%	$ -	$ -	$ -	$ -	$ -	$ -	$ -	$ -	$ -
7		303.3	Intangible Plant Software @ 6.67%	$ 44,849,936	$ 44,906,564	$ 45,420,285	$ 45,446,154	$ 45,762,140	$ 45,859,265	$ 47,331,001	$ 47,331,001	$ 47,331,001
8	**Gas Intangible Plant Total**			**$ 61,345,024**	**$ 61,401,651**	**$ 61,915,373**	**$ 61,941,242**	**$ 62,257,228**	**$ 62,354,352**	**$ 63,826,089**	**$ 63,826,089**	**$ 63,826,089**
9												
10												
11	**Gas Production Plant**	325.4	Co. 5 Right Of Way	$ -	$ -	$ -	$ -	$ -	$ -	$ -	$ -	$ -
12		332.0	Field Lines Bare Steel Pipe	$ -	$ -	$ -	$ -	$ -	$ -	$ -	$ -	$ -
13		332.1	Field Lines Wrapped Steel P	$ -	$ -	$ -	$ -	$ -	$ -	$ -	$ -	$ -
14		332.4	Field Lines Other Equipment	$ -	$ -	$ -	$ -	$ -	$ -	$ -	$ -	$ -
15		333.0	Field Compressor Station Eq	$ -	$ -	$ -	$ -	$ -	$ -	$ -	$ -	$ -
16		334.0	Field Measuring & Regulating	$ -	$ -	$ -	$ -	$ -	$ -	$ -	$ -	$ -
17	**Gas Production Plant Total**			**$ -**	**$ -**	**$ -**	**$ -**	**$ -**	**$ -**	**$ -**	**$ -**	**$ -**
18												
19												
20	**Gas Other Storage Plant**	350.2	Right Of Way	$ -	$ -	$ -	$ -	$ -	$ -	$ -	$ -	$ -
21		351.1	Well Structures	$ -	$ -	$ -	$ -	$ -	$ -	$ -	$ -	$ -
22		351.4	Other Structures	$ -	$ -	$ -	$ -	$ -	$ -	$ -	$ -	$ -
23		352.2	Reservoirs	$ -	$ -	$ -	$ -	$ -	$ -	$ -	$ -	$ -
24		352.3	Nonrecoverable Natural Gas	$ -	$ -	$ -	$ -	$ -	$ -	$ -	$ -	$ -
25		352.4	Well Drilling Costs And Equip	$ -	$ -	$ -	$ -	$ -	$ -	$ -	$ -	$ -
26		353.0	Lines	$ -	$ -	$ -	$ -	$ -	$ -	$ -	$ -	$ -
27		354.0	Compressor Station Equipment	$ -	$ -	$ -	$ -	$ -	$ -	$ -	$ -	$ -
28		355.0	Field Measuring & Regulating	$ 16,088	$ 16,088	$ 16,088	$ 16,088	$ 16,088	$ 16,088	$ 16,088	$ 16,088	$ 16,088
29		357.0	Other Equipment	$ -	$ -	$ -	$ -	$ -	$ -	$ -	$ -	$ -
30	**Gas Other Storage Plant Total**			**$ 16,088**	**$ 16,088**	**$ 16,088**	**$ 16,088**	**$ 16,088**	**$ 16,088**	**$ 16,088**	**$ 16,088**	**$ 16,088**
31												
32												
33	**Gas Transmission Plant**	365.1	Land And Land Rights	$ 4,907,570	$ 4,907,570	$ 4,907,570	$ 4,907,570	$ 4,907,570	$ 4,907,570	$ 4,907,570	$ 4,907,570	$ 4,907,570
34		365.2	Right Of Way	$ 5,717,990	$ 5,717,990	$ 5,717,990	$ 5,717,990	$ 5,717,990	$ 5,717,990	$ 5,717,990	$ 5,717,990	$ 5,717,990
35		366.1	Compressor Station Structure	$ 1,740,138	$ 1,740,138	$ 1,740,138	$ 1,740,138	$ 1,740,138	$ 1,740,138	$ 1,740,138	$ 1,740,138	$ 1,740,138
36		366.2	Measuring Station Structure	$ 23,519	$ 23,519	$ 23,519	$ 23,519	$ 23,519	$ 23,519	$ 23,519	$ 23,519	$ 23,519
37		366.3	Other Structures	$ 632,891	$ 632,891	$ 632,891	$ 632,891	$ 632,891	$ 632,891	$ 632,891	$ 632,891	$ 632,891
38		367.0	Mains Bare Steel Pipe	$ 79,773	$ 79,773	$ 79,773	$ 79,773	$ 79,773	$ 79,773	$ 79,773	$ 79,773	$ 79,773
39		367.1	Mains Wrapped Steel Pipe	$ 287,474,743	$ 287,535,675	$ 288,479,758	$ 289,903,538	$ 293,201,968	$ 295,561,612	$ 302,354,953	$ 302,354,953	$ 302,354,953
40		367.2	Mains Other Equipment	$ 110,038	$ 110,038	$ 110,038	$ 110,038	$ 110,038	$ 110,038	$ 110,038	$ 110,038	$ 110,038
41		367.3	Mains Other Equipment	$ 46,406,617	$ 46,406,617	$ 46,406,617	$ 46,406,617	$ 46,406,617	$ 46,406,617	$ 46,406,617	$ 46,406,617	$ 46,406,617
42		367.4	Mains Anodes	$ 1,783,858	$ 1,783,858	$ 1,783,858	$ 1,783,858	$ 1,783,858	$ 1,783,858	$ 1,783,858	$ 1,783,858	$ 1,783,858
43		367.5	Mains-Wrap Stl Pipe Brazos	$ 965,849	$ 965,849	$ 965,849	$ 965,849	$ 965,849	$ 965,849	$ 965,849	$ 965,849	$ 965,849
44		367.6	Mains-Wrap Stl Pipe Brazos	$ 1,162,418	$ 1,162,418	$ 1,162,418	$ 1,162,418	$ 1,162,418	$ 1,162,418	$ 1,162,418	$ 1,162,418	$ 1,162,418
45		368.0	Compressor Station Equipment	$ 45,486,522	$ 45,622,721	$ 45,819,418	$ 46,022,815	$ 46,500,570	$ 46,866,700	$ 47,963,910	$ 47,963,910	$ 47,963,910
46		369.0	Field Measuring & Regulating	$ 70,270,476	$ 70,606,624	$ 71,184,839	$ 71,591,634	$ 72,538,558	$ 73,335,460	$ 75,363,797	$ 75,363,797	$ 75,437,933
47		369.1	Williams Fld Mea & Reg 100%	$ 42,755	$ 42,755	$ 42,755	$ 42,755	$ 42,755	$ 42,755	$ 42,755	$ 42,755	$ 42,755
48		369.1	Wms Impaired Fld Mea/Reg	$ (14,814)	$ (14,814)	$ (14,814)	$ (14,814)	$ (14,814)	$ (14,814)	$ (14,814)	$ (14,814)	$ (14,814)
49		369.1	Wms HL Imp Fld Mea/Reg	$ -	$ -	$ -	$ -	$ -	$ -	$ -	$ -	$ -
50		369.1	Field Meas & Reg Brazos	$ 390,260	$ 390,260	$ 390,260	$ 390,260	$ 390,260	$ 390,260	$ 390,260	$ 390,260	$ 390,260
51		371.0	Other Equipment	$ 219,243	$ 219,243	$ 219,243	$ 219,243	$ 219,243	$ 219,243	$ 219,243	$ 219,243	$ 219,243
52	**Gas Transmission Plant Total**			**$ 467,399,845**	**$ 467,933,124**	**$ 469,652,120**	**$ 471,686,092**	**$ 476,409,201**	**$ 479,931,876**	**$ 489,850,764**	**$ 489,850,764**	**$ 489,924,901**

NEW MEXICO GAS COMPANY, INC.

Original Cost of Plant In Service By Monthly Balances
Base Period - 12 Months Ending March 31, 2023
Future Test Year - 12 Months Ending September 30, 2025

	A	B	C	W	X	Y	Z	AA	AB	AC	AD	AE
3	Gross Plant-In-Service (1)	FERC Acct	Description	Balance 7/31/2023	Balance 8/31/2023	Balance 9/30/2023	Balance 10/31/2023	Balance 11/30/2023	Balance 12/31/2023	Balance 1/31/2024	Balance 2/29/2024	Linkage Period 1 Ending 3/31/2024
53												
54												
55	**Gas Distribution Plant**	374.10	Land	$ 1,473,513	$ 1,473,513	$ 1,473,513	$ 1,473,513	$ 1,473,513	$ 1,473,513	$ 1,473,513	$ 1,473,513	$ 1,473,513
56		374.20	Land Rights	$ 441,463	$ 441,463	$ 441,463	$ 441,463	$ 441,463	$ 441,463	$ 441,463	$ 441,463	$ 441,463
57		374.30	Williams Land Rights 100%	$ 1,486	$ 1,486	$ 1,486	$ 1,486	$ 1,486	$ 1,486	$ 1,486	$ 1,486	$ 1,486
58		374.31	Wms Impaired Land Rights	$ (515)	$ (515)	$ (515)	$ (515)	$ (515)	$ (515)	$ (515)	$ (515)	$ (515)
59		374.32	Wms HL Imp Land Rights	$ -	$ -	$ -	$ -	$ -	$ -	$ -	$ -	$ -
60		375.00	Structures & Improvement	$ 634,324	$ 634,324	$ 634,324	$ 634,324	$ 634,324	$ 634,324	$ 634,324	$ 634,324	$ 634,324
61		376.00	Mains Bare Steel Pipe	$ 2,320,212	$ 2,320,212	$ 2,320,212	$ 2,320,212	$ 2,320,212	$ 2,320,212	$ 2,320,212	$ 2,320,212	$ 2,320,212
62		376.10	Mains Wrapped Steel Pipe	$ 141,910,217	$ 141,982,486	$ 143,211,334	$ 145,213,022	$ 145,225,232	$ 148,469,393	$ 148,574,072	$ 148,574,072	$ 149,437,982
63		376.20	Mains Plastic Pipe	$ 288,160,402	$ 288,919,685	$ 293,418,194	$ 295,315,585	$ 295,401,052	$ 304,883,561	$ 304,995,900	$ 304,995,900	$ 307,445,181
64		376.30	Mains Cathodic Protection	$ 627,543	$ 627,543	$ 627,543	$ 627,543	$ 627,543	$ 627,543	$ 627,543	$ 627,543	$ 627,543
65		376.40	Mains Other Equipment	$ 9,345,711	$ 9,381,845	$ 9,865,474	$ 10,758,154	$ 10,764,259	$ 12,176,906	$ 12,202,438	$ 12,202,438	$ 12,552,527
66		376.50	Mains Anodes	$ 21,380,492	$ 21,380,492	$ 21,580,557	$ 21,580,557	$ 21,580,557	$ 21,829,438	$ 21,829,438	$ 21,829,438	$ 22,041,933
67		376.60	Williams Wrpd Steel 100%	$ 63,039	$ 63,039	$ 63,039	$ 63,039	$ 63,039	$ 63,039	$ 63,039	$ 63,039	$ 63,039
68		376.61	Wms Impaired Wrpd Steel	$ (21,842)	$ (21,842)	$ (21,842)	$ (21,842)	$ (21,842)	$ (21,842)	$ (21,842)	$ (21,842)	$ (21,842)
69		376.62	Wms HL Imp Wrpd Steel	$ -	$ -	$ -	$ -	$ -	$ -	$ -	$ -	$ -
70		376.63	IMP - Mains Wrpd Steel	$ 2,709,133	$ 2,709,133	$ 2,709,133	$ 2,709,133	$ 2,709,133	$ 2,709,133	$ 2,709,133	$ 2,709,133	$ 2,709,133
71		376.70	Williams Mains Plastic 100%	$ 2,905,372	$ 2,905,372	$ 2,905,372	$ 2,905,372	$ 2,905,372	$ 2,905,372	$ 2,905,372	$ 2,905,372	$ 2,905,372
72		376.71	Wms Impaired Mains Plastic	$ (1,006,651)	$ (1,006,651)	$ (1,006,651)	$ (1,006,651)	$ (1,006,651)	$ (1,006,651)	$ (1,006,651)	$ (1,006,651)	$ (1,006,651)
73		376.72	Wms HL Imp Mains Plastic	$ -	$ -	$ -	$ -	$ -	$ -	$ -	$ -	$ -
74		376.73	IMP - Mains Plastic	$ 1,938,129	$ 1,938,129	$ 1,938,129	$ 1,938,129	$ 1,938,129	$ 1,938,129	$ 1,938,129	$ 1,938,129	$ 1,938,129
75		376.80	Williams Other Equip 100%	$ 2,995	$ 2,995	$ 2,995	$ 2,995	$ 2,995	$ 2,995	$ 2,995	$ 2,995	$ 2,995
76		376.81	Wms Impaired Other Equip	$ (1,038)	$ (1,038)	$ (1,038)	$ (1,038)	$ (1,038)	$ (1,038)	$ (1,038)	$ (1,038)	$ (1,038)
77		376.82	Wms HL Imp Other Equip	$ -	$ -	$ -	$ -	$ -	$ -	$ -	$ -	$ -
78		376.90	Williams Mains Anodes 100%	$ 1,236	$ 1,236	$ 1,236	$ 1,236	$ 1,236	$ 1,236	$ 1,236	$ 1,236	$ 1,236
79		376.91	Williams Impaired Anodes	$ (428)	$ (428)	$ (428)	$ (428)	$ (428)	$ (428)	$ (428)	$ (428)	$ (428)
80		376.92	Wms HL Impaired Anodes	$ -	$ -	$ -	$ -	$ -	$ -	$ -	$ -	$ -
81		377.00	Compressor Station Equipment	$ -	$ -	$ -	$ -	$ -	$ -	$ -	$ -	$ -
82		378.00	Field Measuring & Regulating	$ 21,580,573	$ 21,580,573	$ 21,720,044	$ 21,720,044	$ 21,720,044	$ 21,821,412	$ 21,821,412	$ 21,821,412	$ 21,869,787
83		378.10	Field Meas & Reg Brazos	$ 18,831	$ 18,831	$ 18,831	$ 18,831	$ 18,831	$ 18,831	$ 18,831	$ 18,831	$ 18,831
84		379.00	Field Measuring & Regulating	$ 3,701,256	$ 3,701,256	$ 3,701,256	$ 3,701,256	$ 3,701,256	$ 3,701,256	$ 3,701,256	$ 3,701,256	$ 3,701,256
85		380.00	Services Plastic Pipe	$ 186,605,092	$ 186,713,495	$ 188,755,676	$ 188,837,766	$ 188,856,080	$ 192,761,064	$ 192,773,830	$ 192,773,830	$ 194,572,957
86		380.10	Services Steel Pipe	$ 13,300,000	$ 13,300,000	$ 13,625,389	$ 13,625,389	$ 13,625,389	$ 14,108,567	$ 14,108,567	$ 14,108,567	$ 14,405,970
87		380.11	Srv, Bare Steel Pipe<2000	$ 37,582,238	$ 37,582,238	$ 37,582,238	$ 37,582,238	$ 37,582,238	$ 37,582,238	$ 37,582,238	$ 37,582,238	$ 37,582,238
88		380.13	IMP - Services Wrpd Steel	$ 214,503	$ 214,503	$ 214,503	$ 214,503	$ 214,503	$ 214,503	$ 214,503	$ 214,503	$ 214,503
89		380.20	Williams Svcs Plastic 100%	$ 5,622	$ 5,622	$ 5,622	$ 5,622	$ 5,622	$ 5,622	$ 5,622	$ 5,622	$ 5,622
90		380.21	Wms Impaired Svcs Plastic	$ (1,948)	$ (1,948)	$ (1,948)	$ (1,948)	$ (1,948)	$ (1,948)	$ (1,948)	$ (1,948)	$ (1,948)
91		380.22	Wms HL Imp Svcs Plastic	$ -	$ -	$ -	$ -	$ -	$ -	$ -	$ -	$ -
92		380.30	IMP - Services Plastic	$ 3,571,717	$ 3,571,717	$ 3,571,717	$ 3,571,717	$ 3,571,717	$ 3,571,717	$ 3,571,717	$ 3,571,717	$ 3,571,717
93		381.00	Meters	$ 94,725,368	$ 94,725,368	$ 95,776,114	$ 95,776,114	$ 95,776,114	$ 97,112,573	$ 97,112,573	$ 97,112,573	$ 98,215,749
94		381.10	ERTS AMR Meters	$ 26,974,678	$ 26,974,678	$ 27,091,427	$ 27,091,427	$ 27,091,427	$ 27,239,923	$ 27,239,923	$ 27,239,923	$ 27,362,498
95		383.00	House Regulators	$ 8,085,668	$ 8,085,668	$ 8,085,668	$ 8,085,668	$ 8,085,668	$ 8,085,668	$ 8,085,668	$ 8,085,668	$ 8,085,668
96		385.00	Industrial Measuring & Regulating	$ 25,178,440	$ 25,178,440	$ 25,510,281	$ 25,510,281	$ 25,510,281	$ 25,729,126	$ 25,729,126	$ 25,729,126	$ 25,842,547
97	**Gas Distribution Plant Total**			**$ 894,426,831**	**$ 895,402,920**	**$ 905,820,349**	**$ 910,694,198**	**$ 910,816,294**	**$ 931,397,821**	**$ 931,653,137**	**$ 931,653,137**	**$ 939,012,990**
98												

Sponsored by NMGC Witness Erik C. Buchanan

630 Schedule B-3 Gross Plant

NEW MEXICO GAS COMPANY, INC.

Original Cost of Plant In Service By Monthly Balances
Base Period - 12 Months Ending March 31, 2023
Future Test Year - 12 Months Ending September 30, 2025

	A	B	C	W	X	Y	Z	AA	AB	AC	AD	AE
3	**Gross Plant-In-Service (1)**	**FERC Acct**	**Description**	**Balance 7/31/2023**	**Balance 8/31/2023**	**Balance 9/30/2023**	**Balance 10/31/2023**	**Balance 11/30/2023**	**Balance 12/31/2023**	**Balance 1/31/2024**	**Balance 2/29/2024**	**Linkage Period 1 Ending 3/31/2024**
99												
100	**Gas General Plant**	389.0	Land	$ 5,224,405	$ 5,224,405	$ 5,224,405	$ 5,224,405	$ 5,224,405	$ 5,224,405	$ 5,224,405	$ 5,224,405	$ 5,224,405
101		390.0	Structures & Improvement	$ 37,132,628	$ 37,132,628	$ 38,232,516	$ 38,232,516	$ 38,232,516	$ 41,120,187	$ 41,120,187	$ 41,120,187	$ 41,331,883
102		390.1	N/A Structures & Improvement	$ -	$ -	$ -	$ -	$ -	$ -	$ -	$ -	$ -
103		390.2	Struct & Imprv Admin Bldg	$ -	$ -	$ -	$ -	$ -	$ -	$ -	$ -	$ -
104		390.3	Struct & Imprv Business Ctr	$ 1,365,926	$ 1,365,926	$ 1,365,926	$ 1,365,926	$ 1,365,926	$ 1,365,926	$ 1,365,926	$ 1,365,926	$ 1,365,926
105		390.4	Struct & Imprv Los Lunas Bl	$ 85,897	$ 85,897	$ 85,897	$ 85,897	$ 85,897	$ 85,897	$ 85,897	$ 85,897	$ 85,897
106		390.5	Struct & Imprv Rio Bravo	$ 196,273	$ 196,273	$ 196,273	$ 196,273	$ 196,273	$ 196,273	$ 196,273	$ 196,273	$ 196,273
107		390.6	Struct & Imprv Rio Rancho	$ 27,033	$ 27,033	$ 27,033	$ 27,033	$ 27,033	$ 27,033	$ 27,033	$ 27,033	$ 27,033
108		390.7	Struct & Imprv Santa Fe	$ -	$ -	$ -	$ -	$ -	$ -	$ -	$ -	$ -
109		390.8	Struct & Imprv SF Pymt Ctr	$ 38,554	$ 38,554	$ 38,554	$ 38,554	$ 38,554	$ 38,554	$ 38,554	$ 38,554	$ 38,554
110		390.9	Solar Structures	$ 3,229,559	$ 3,229,559	$ 3,229,559	$ 3,229,559	$ 3,229,559	$ 3,229,559	$ 3,229,559	$ 3,229,559	$ 3,229,559
111		391.0	Office Furniture & Equip	$ 1,506,691	$ 1,506,691	$ 1,506,691	$ 1,506,691	$ 1,506,691	$ 1,506,691	$ 1,506,691	$ 1,506,691	$ 1,506,691
112		391.1	N/A Off Furn & Eq, PC Sys	$ -	$ -	$ -	$ -	$ -	$ -	$ -	$ -	$ -
113		391.2	Computer Hardware	$ 13,923,628	$ 13,923,628	$ 14,499,755	$ 14,499,755	$ 14,499,755	$ 15,104,404	$ 15,104,404	$ 15,104,404	$ 15,105,660
114		392.0	Transportation Equip Light	$ 18,370,100	$ 18,370,100	$ 18,784,756	$ 18,784,756	$ 18,784,756	$ 19,344,464	$ 19,344,464	$ 19,344,464	$ 19,687,962
115		392.1	Transportation Equip Heavy	$ 5,933,597	$ 5,933,597	$ 6,000,238	$ 6,000,238	$ 6,000,238	$ 6,090,191	$ 6,090,191	$ 6,090,191	$ 6,145,396
116		392.2	Transportation Equip Trailer	$ 4,249,079	$ 4,249,079	$ 4,300,912	$ 4,300,912	$ 4,300,912	$ 4,370,875	$ 4,370,875	$ 4,370,875	$ 4,413,812
117		392.3	Transportation Equip Medium	$ 9,283,723	$ 9,283,723	$ 9,491,051	$ 9,491,051	$ 9,491,051	$ 9,770,905	$ 9,770,905	$ 9,770,905	$ 9,942,655
118		392.4	Transp Equip Special Purpose	$ 276,255	$ 276,255	$ 276,255	$ 276,255	$ 276,255	$ 276,255	$ 276,255	$ 276,255	$ 276,255
119		393.0	Stores Equip	$ 869,303	$ 869,303	$ 899,028	$ 899,028	$ 899,028	$ 920,749	$ 920,749	$ 920,749	$ 931,690
120		394.0	Tools, Shop & Garage Equip	$ 17,093,156	$ 17,093,156	$ 17,499,016	$ 17,499,016	$ 17,499,016	$ 17,638,512	$ 17,638,512	$ 17,638,512	$ 17,758,232
121		396.0	Power Operated Equipment	$ 8,572,559	$ 8,572,559	$ 8,813,056	$ 8,813,056	$ 8,813,056	$ 8,988,807	$ 8,988,807	$ 8,988,807	$ 9,077,322
122		397.0	Communication Equip	$ 3,171,465	$ 3,171,465	$ 3,193,069	$ 3,193,069	$ 3,193,069	$ 3,215,744	$ 3,215,744	$ 3,215,744	$ 3,215,791
123		398.0	Miscellaneous Equipment	$ 863,861	$ 863,861	$ 986,288	$ 986,288	$ 986,288	$ 1,114,775	$ 1,114,775	$ 1,114,775	$ 1,115,042
124		398.5	Cng Equipment	$ 1,670,519	$ 1,670,519	$ 1,670,519	$ 1,670,519	$ 1,670,519	$ 1,670,519	$ 1,670,519	$ 1,670,519	$ 1,670,519
125		398.6	Cng Equipment	$ 108,720	$ 108,720	$ 108,720	$ 108,720	$ 108,720	$ 108,720	$ 108,720	$ 108,720	$ 108,720
126		398.7	Cng Equipment	$ -	$ -	$ -	$ -	$ -	$ -	$ -	$ -	$ -
127		399.1	ARO General Plant 5	$ 17,180	$ 17,180	$ 17,180	$ 17,180	$ 17,180	$ 17,180	$ 17,180	$ 17,180	$ 17,180
128	**Gas General Plant Total**			**$ 133,210,109**	**$ 133,210,109**	**$ 136,446,697**	**$ 136,446,697**	**$ 136,446,697**	**$ 141,426,624**	**$ 141,426,624**	**$ 141,426,624**	**$ 142,472,457**
129												
130	**Grand Total**			**$ 1,556,397,897**	**$ 1,557,963,893**	**$ 1,573,850,626**	**$ 1,580,784,315**	**$ 1,585,945,507**	**$ 1,615,126,762**	**$ 1,626,772,702**	**$ 1,626,772,702**	**$ 1,635,252,525**
131												
132	**Notes:**											
133	(1) These cells are hard-coded and non-fully functional. Please provide a data-request if parties would like to see support.											

Sponsored by NMGC Witness Erik C. Buchanan

NEW MEXICO GAS COMPANY, INC.

Original Cost of Plant In Service By Monthly Balances
Base Period - 12 Months Ending March 31, 2023
Future Test Year - 12 Months Ending September 30, 2025

	A	B	C	AF	AG	AH	AI	AJ	AK	AL	AM	AN
1												
3	Gross Plant-In-Service (1)	FERC Acct	Description	Balance 4/30/2024	Balance 5/31/2024	Balance 6/30/2024	Balance 7/31/2024	Balance 8/31/2024	Linkage Period 2 Ending 9/30/2024	Future Test Year Beginning Balance 9/30/2024	Balance 10/31/2024	Balance 11/30/2024
5	**Gas Intangible Plant**	303.1	Intangible Plant Software @ 20%	$ 16,495,088	$ 16,495,088	$ 16,495,088	$ 16,495,088	$ 16,495,088	$ 16,495,088	$ 16,495,088	$ 16,495,088	$ 16,495,088
6		303.2	Intangible Plant Software @ 10%	$ -	$ -	$ -	$ -	$ -	$ -	$ -	$ -	$ -
7		303.3	Intangible Plant Software @ 6.67%	$ 47,331,001	$ 47,331,001	$ 47,331,001	$ 47,331,001	$ 47,331,001	$ 47,331,001	$ 47,331,001	$ 75,325,572	$ 75,325,572
8	**Gas Intangible Plant Total**			**$ 63,826,089**	**$ 63,826,089**	**$ 63,826,089**	**$ 63,826,089**	**$ 63,826,089**	**$ 63,826,089**	**$ 63,826,089**	**$ 91,820,659**	**$ 91,820,659**
9												
10												
11	**Gas Production Plant**	325.4	Co. 5 Right Of Way	$ -	$ -	$ -	$ -	$ -	$ -	$ -	$ -	$ -
12		332.0	Field Lines Bare Steel Pipe	$ -	$ -	$ -	$ -	$ -	$ -	$ -	$ -	$ -
13		332.1	Field Lines Wrapped Steel P	$ -	$ -	$ -	$ -	$ -	$ -	$ -	$ -	$ -
14		332.4	Field Lines Other Equipment	$ -	$ -	$ -	$ -	$ -	$ -	$ -	$ -	$ -
15		333.0	Field Compressor Station Eq	$ -	$ -	$ -	$ -	$ -	$ -	$ -	$ -	$ -
16		334.0	Field Measuring & Regulating	$ -	$ -	$ -	$ -	$ -	$ -	$ -	$ -	$ -
17	**Gas Production Plant Total**			**$ -**	**$ -**	**$ -**	**$ -**	**$ -**	**$ -**	**$ -**	**$ -**	**$ -**
18												
19												
20	**Gas Other Storage Plant**	350.2	Right Of Way	$ -	$ -	$ -	$ -	$ -	$ -	$ -	$ -	$ -
21		351.1	Well Structures	$ -	$ -	$ -	$ -	$ -	$ -	$ -	$ -	$ -
22		351.4	Other Structures	$ -	$ -	$ -	$ -	$ -	$ -	$ -	$ -	$ -
23		352.2	Reservoirs	$ -	$ -	$ -	$ -	$ -	$ -	$ -	$ -	$ -
24		352.3	Nonrecoverable Natural Gas	$ -	$ -	$ -	$ -	$ -	$ -	$ -	$ -	$ -
25		352.4	Well Drilling Costs And Equip	$ -	$ -	$ -	$ -	$ -	$ -	$ -	$ -	$ -
26		353.0	Lines	$ -	$ -	$ -	$ -	$ -	$ -	$ -	$ -	$ -
27		354.0	Compressor Station Equipment	$ -	$ -	$ -	$ -	$ -	$ -	$ -	$ -	$ -
28		355.0	Field Measuring & Regulating	$ 16,088	$ 16,088	$ 16,088	$ 16,088	$ 16,088	$ 16,088	$ 16,088	$ 16,088	$ 16,088
29		357.0	Other Equipment	$ -	$ -	$ -	$ -	$ -	$ -	$ -	$ -	$ -
30	**Gas Other Storage Plant Total**			**$ 16,088**	**$ 16,088**	**$ 16,088**	**$ 16,088**	**$ 16,088**	**$ 16,088**	**$ 16,088**	**$ 16,088**	**$ 16,088**
31												
32												
33	**Gas Transmission Plant**	365.1	Land And Land Rights	$ 4,907,570	$ 4,907,570	$ 4,907,570	$ 4,907,570	$ 4,907,570	$ 4,907,570	$ 4,907,570	$ 4,907,570	$ 4,907,570
34		365.2	Right Of Way	$ 5,717,990	$ 5,717,990	$ 5,717,990	$ 5,717,990	$ 5,717,990	$ 5,717,990	$ 5,717,990	$ 5,717,990	$ 5,717,990
35		366.1	Compressor Station Structure	$ 1,740,138	$ 1,740,138	$ 1,740,138	$ 1,740,138	$ 1,740,138	$ 1,740,138	$ 1,740,138	$ 1,740,138	$ 1,740,138
36		366.2	Measuring Station Structure	$ 23,519	$ 23,519	$ 23,519	$ 23,519	$ 23,519	$ 23,519	$ 23,519	$ 23,519	$ 23,519
37		366.3	Other Structures	$ 632,891	$ 632,891	$ 632,891	$ 632,891	$ 632,891	$ 632,891	$ 632,891	$ 632,891	$ 632,891
38		367.0	Mains Bare Steel Pipe	$ 79,773	$ 79,773	$ 79,773	$ 79,773	$ 79,773	$ 79,773	$ 79,773	$ 79,773	$ 79,773
39		367.1	Mains Wrapped Steel Pipe	$ 302,354,953	$ 302,354,953	$ 305,154,608	$ 306,251,935	$ 307,849,330	$ 309,044,428	$ 309,044,428	$ 309,044,428	$ 311,086,342
40		367.2	Mains Other Equipment	$ 110,038	$ 110,038	$ 110,038	$ 110,038	$ 110,038	$ 110,038	$ 110,038	$ 110,038	$ 110,038
41		367.3	Mains Other Equipment	$ 46,406,617	$ 46,406,617	$ 46,406,617	$ 46,406,617	$ 46,406,617	$ 46,406,617	$ 46,406,617	$ 46,406,617	$ 46,406,617
42		367.4	Mains Anodes	$ 1,783,858	$ 1,783,858	$ 1,783,858	$ 1,783,858	$ 1,783,858	$ 1,783,858	$ 1,783,858	$ 1,783,858	$ 1,783,858
43		367.5	Mains-Wrap Stl Pipe Brazos	$ 965,849	$ 965,849	$ 965,849	$ 965,849	$ 965,849	$ 965,849	$ 965,849	$ 965,849	$ 965,849
44		367.6	Mains-Wrap Stl Pipe Brazos	$ 1,162,418	$ 1,162,418	$ 1,162,418	$ 1,162,418	$ 1,162,418	$ 1,162,418	$ 1,162,418	$ 1,162,418	$ 1,162,418
45		368.0	Compressor Station Equipment	$ 47,963,910	$ 47,963,910	$ 47,990,897	$ 48,152,192	$ 48,403,026	$ 48,677,612	$ 48,677,612	$ 48,677,612	$ 48,969,314
46		369.0	Field Measuring & Regulating	$ 75,553,584	$ 75,553,584	$ 75,705,170	$ 76,085,970	$ 76,632,907	$ 77,158,631	$ 77,158,631	$ 77,158,631	$ 77,742,035
47		369.1	Williams Fld Mea & Reg 100%	$ 42,755	$ 42,755	$ 42,755	$ 42,755	$ 42,755	$ 42,755	$ 42,755	$ 42,755	$ 42,755
48		369.1	Wms Impaired Fld Mea/Reg	$ (14,814)	$ (14,814)	$ (14,814)	$ (14,814)	$ (14,814)	$ (14,814)	$ (14,814)	$ (14,814)	$ (14,814)
49		369.1	Wms HL Imp Fld Mea/Reg	$ -	$ -	$ -	$ -	$ -	$ -	$ -	$ -	$ -
50		369.1	Field Meas & Reg Brazos	$ 390,260	$ 390,260	$ 390,260	$ 390,260	$ 390,260	$ 390,260	$ 390,260	$ 390,260	$ 390,260
51		371.0	Other Equipment	$ 219,243	$ 219,243	$ 219,243	$ 219,243	$ 219,243	$ 219,243	$ 219,243	$ 219,243	$ 219,243
52	**Gas Transmission Plant Total**			**$ 490,040,552**	**$ 490,040,552**	**$ 493,018,781**	**$ 494,658,202**	**$ 497,053,367**	**$ 499,048,776**	**$ 499,048,776**	**$ 499,048,776**	**$ 501,965,796**

NEW MEXICO GAS COMPANY, INC.

Original Cost of Plant In Service By Monthly Balances
Base Period - 12 Months Ending March 31, 2023
Future Test Year - 12 Months Ending September 30, 2025

	A	B	C	AF	AG	AH	AI	AJ	AK	AL	AM	AN
3	Gross Plant-In-Service (1)	FERC Acct	Description	Balance 4/30/2024	Balance 5/31/2024	Balance 6/30/2024	Balance 7/31/2024	Balance 8/31/2024	Linkage Period 2 Ending 9/30/2024	Future Test Year Beginning Balance 9/30/2024	Balance 10/31/2024	Balance 11/30/2024
53												
54												
55	**Gas Distribution Plant**	374.10	Land	$ 1,473,513	$ 1,473,513	$ 1,473,513	$ 1,473,513	$ 1,473,513	$ 1,473,513	$ 1,473,513	$ 1,473,513	$ 1,473,513
56		374.20	Land Rights	$ 441,463	$ 441,463	$ 441,463	$ 441,463	$ 441,463	$ 441,463	$ 441,463	$ 441,463	$ 441,463
57		374.30	Williams Land Rights 100%	$ 1,486	$ 1,486	$ 1,486	$ 1,486	$ 1,486	$ 1,486	$ 1,486	$ 1,486	$ 1,486
58		374.31	Wms Impaired Land Rights	$ (515)	$ (515)	$ (515)	$ (515)	$ (515)	$ (515)	$ (515)	$ (515)	$ (515)
59		374.32	Wms HL Imp Land Rights	$ -	$ -	$ -	$ -	$ -	$ -	$ -	$ -	$ -
60		375.00	Structures & Improvement	$ 634,324	$ 634,324	$ 634,324	$ 634,324	$ 634,324	$ 634,324	$ 634,324	$ 634,324	$ 634,324
61		376.00	Mains Bare Steel Pipe	$ 2,320,212	$ 2,320,212	$ 2,320,212	$ 2,320,212	$ 2,320,212	$ 2,320,212	$ 2,320,212	$ 2,320,212	$ 2,320,212
62		376.10	Mains Wrapped Steel Pipe	$ 149,452,101	$ 149,507,221	$ 151,164,361	$ 151,183,202	$ 152,333,402	$ 154,257,320	$ 154,257,320	$ 154,257,324	$ 154,613,070
63		376.20	Mains Plastic Pipe	$ 307,544,013	$ 307,929,850	$ 314,999,077	$ 315,130,964	$ 316,025,564	$ 322,464,983	$ 322,464,983	$ 322,464,986	$ 324,955,210
64		376.30	Mains Cathodic Protection	$ 627,543	$ 627,543	$ 627,543	$ 627,543	$ 627,543	$ 627,543	$ 627,543	$ 627,543	$ 627,543
65		376.40	Mains Other Equipment	$ 12,559,587	$ 12,587,146	$ 13,299,664	$ 13,309,085	$ 13,820,284	$ 14,588,313	$ 14,588,313	$ 14,588,315	$ 14,766,188
66		376.50	Mains Anodes	$ 22,041,933	$ 22,041,933	$ 22,379,013	$ 22,379,013	$ 22,379,013	$ 22,809,381	$ 22,809,381	$ 22,809,381	$ 22,809,381
67		376.60	Williams Wrpd Steel 100%	$ 63,039	$ 63,039	$ 63,039	$ 63,039	$ 63,039	$ 63,039	$ 63,039	$ 63,039	$ 63,039
68		376.61	Wms Impaired Wrpd Steel	$ (21,842)	$ (21,842)	$ (21,842)	$ (21,842)	$ (21,842)	$ (21,842)	$ (21,842)	$ (21,842)	$ (21,842)
69		376.62	Wms HL Imp Wrpd Steel	$ -	$ -	$ -	$ -	$ -	$ -	$ -	$ -	$ -
70		376.63	IMP - Mains Wrpd Steel	$ 2,709,133	$ 2,709,133	$ 2,709,133	$ 2,709,133	$ 2,709,133	$ 2,709,133	$ 2,709,133	$ 2,709,133	$ 2,709,133
71		376.70	Williams Mains Plastic 100%	$ 2,905,372	$ 2,905,372	$ 2,905,372	$ 2,905,372	$ 2,905,372	$ 2,905,372	$ 2,905,372	$ 2,905,372	$ 2,905,372
72		376.71	Wms Impaired Mains Plastic	$ (1,006,651)	$ (1,006,651)	$ (1,006,651)	$ (1,006,651)	$ (1,006,651)	$ (1,006,651)	$ (1,006,651)	$ (1,006,651)	$ (1,006,651)
73		376.72	Wms HL Imp Mains Plastic	$ -	$ -	$ -	$ -	$ -	$ -	$ -	$ -	$ -
74		376.73	IMP - Mains Plastic	$ 1,938,129	$ 1,938,129	$ 1,938,129	$ 1,938,129	$ 1,938,129	$ 1,938,129	$ 1,938,129	$ 1,938,129	$ 1,938,129
75		376.80	Williams Other Equip 100%	$ 2,995	$ 2,995	$ 2,995	$ 2,995	$ 2,995	$ 2,995	$ 2,995	$ 2,995	$ 2,995
76		376.81	Wms Impaired Other Equip	$ (1,038)	$ (1,038)	$ (1,038)	$ (1,038)	$ (1,038)	$ (1,038)	$ (1,038)	$ (1,038)	$ (1,038)
77		376.82	Wms HL Imp Other Equip	$ -	$ -	$ -	$ -	$ -	$ -	$ -	$ -	$ -
78		376.90	Williams Mains Anodes 100%	$ 1,236	$ 1,236	$ 1,236	$ 1,236	$ 1,236	$ 1,236	$ 1,236	$ 1,236	$ 1,236
79		376.91	Williams Impaired Anodes	$ (428)	$ (428)	$ (428)	$ (428)	$ (428)	$ (428)	$ (428)	$ (428)	$ (428)
80		376.92	Wms HL Impaired Anodes	$ -	$ -	$ -	$ -	$ -	$ -	$ -	$ -	$ -
81		377.00	Compressor Station Equipment	$ -	$ -	$ -	$ -	$ -	$ -	$ -	$ -	$ -
82		378.00	Field Measuring & Regulating	$ 21,869,787	$ 21,869,787	$ 21,976,148	$ 21,989,575	$ 21,989,575	$ 22,107,299	$ 22,107,299	$ 22,107,299	$ 22,107,299
83		378.10	Field Meas & Reg Brazos	$ 18,831	$ 18,831	$ 18,831	$ 18,831	$ 18,831	$ 18,831	$ 18,831	$ 18,831	$ 18,831
84		379.00	Field Measuring & Regulating	$ 3,701,256	$ 3,701,256	$ 3,701,256	$ 3,701,256	$ 3,701,256	$ 3,701,256	$ 3,701,256	$ 3,701,256	$ 3,701,256
85		380.00	Services Plastic Pipe	$ 194,594,136	$ 194,676,815	$ 197,988,505	$ 198,016,766	$ 198,016,766	$ 200,654,169	$ 200,654,169	$ 200,654,169	$ 201,187,788
86		380.10	Services Steel Pipe	$ 14,405,970	$ 14,405,970	$ 14,844,474	$ 14,844,474	$ 14,844,474	$ 15,213,299	$ 15,213,299	$ 15,213,299	$ 15,213,299
87		380.11	Srv, Bare Steel Pipe<2000	$ 37,582,238	$ 37,582,238	$ 37,582,238	$ 37,582,238	$ 37,582,238	$ 37,582,238	$ 37,582,238	$ 37,582,238	$ 37,582,238
88		380.13	IMP - Services Wrpd Steel	$ 214,503	$ 214,503	$ 214,503	$ 214,503	$ 214,503	$ 214,503	$ 214,503	$ 214,503	$ 214,503
89		380.20	Williams Svcs Plastic 100%	$ 5,622	$ 5,622	$ 5,622	$ 5,622	$ 5,622	$ 5,622	$ 5,622	$ 5,622	$ 5,622
90		380.21	Wms Impaired Svcs Plastic	$ (1,948)	$ (1,948)	$ (1,948)	$ (1,948)	$ (1,948)	$ (1,948)	$ (1,948)	$ (1,948)	$ (1,948)
91		380.22	Wms HL Imp Svcs Plastic	$ -	$ -	$ -	$ -	$ -	$ -	$ -	$ -	$ -
92		380.30	IMP - Services Plastic	$ 3,571,717	$ 3,571,717	$ 3,571,717	$ 3,571,717	$ 3,571,717	$ 3,571,717	$ 3,571,717	$ 3,571,717	$ 3,571,717
93		381.00	Meters	$ 98,215,749	$ 98,215,749	$ 100,104,207	$ 100,104,207	$ 100,104,207	$ 101,319,978	$ 101,319,978	$ 101,319,978	$ 101,319,978
94		381.10	ERTS AMR Meters	$ 27,362,498	$ 27,362,498	$ 27,572,326	$ 27,572,326	$ 27,572,326	$ 27,707,412	$ 27,707,412	$ 27,707,412	$ 27,707,412
95		383.00	House Regulators	$ 8,085,668	$ 8,085,668	$ 8,085,668	$ 8,085,668	$ 8,085,668	$ 8,085,668	$ 8,085,668	$ 8,085,668	$ 8,085,668
96		385.00	Industrial Measuring & Regulating	$ 25,842,547	$ 25,842,547	$ 26,068,526	$ 26,104,826	$ 26,104,826	$ 26,360,623	$ 26,360,623	$ 26,360,623	$ 26,360,623
97	**Gas Distribution Plant Total**			**$ 939,154,179**	**$ 939,705,374**	**$ 955,662,161**	**$ 955,900,297**	**$ 958,456,296**	**$ 972,748,636**	**$ 972,748,636**	**$ 972,748,644**	**$ 976,306,106**
98												

NEW MEXICO GAS COMPANY, INC.

Original Cost of Plant In Service By Monthly Balances
Base Period - 12 Months Ending March 31, 2023
Future Test Year - 12 Months Ending September 30, 2025

	A	B	C	AF	AG	AH	AI	AJ	AK	AL	AM	AN
3	**Gross Plant-In-Service (1)**	**FERC Acct**	**Description**	**Balance 4/30/2024**	**Balance 5/31/2024**	**Balance 6/30/2024**	**Balance 7/31/2024**	**Balance 8/31/2024**	**Linkage Period 2 Ending 9/30/2024**	**Future Test Year Beginning Balance 9/30/2024**	**Balance 10/31/2024**	**Balance 11/30/2024**
99												
100	**Gas General Plant**	389.0	Land	$ 5,224,405	$ 5,224,405	$ 5,224,405	$ 5,224,405	$ 5,224,405	$ 5,224,405	$ 5,224,405	$ 5,224,405	$ 5,224,405
101		390.0	Structures & Improvement	$ 41,331,883	$ 41,331,883	$ 41,649,427	$ 45,489,579	$ 45,489,579	$ 45,807,123	$ 45,807,123	$ 45,807,123	$ 45,807,123
102		390.1	N/A Structures & Improvement	$ -	$ -	$ -	$ -	$ -	$ -	$ -	$ -	$ -
103		390.2	Struct & Imprv Admin Bldg	$ -	$ -	$ -	$ -	$ -	$ -	$ -	$ -	$ -
104		390.3	Struct & Imprv Business Ctr	$ 1,365,926	$ 1,365,926	$ 1,365,926	$ 1,365,926	$ 1,365,926	$ 1,365,926	$ 1,365,926	$ 1,365,926	$ 1,365,926
105		390.4	Struct & Imprv Los Lunas Bl	$ 85,897	$ 85,897	$ 85,897	$ 85,897	$ 85,897	$ 85,897	$ 85,897	$ 85,897	$ 85,897
106		390.5	Struct & Imprv Rio Bravo	$ 196,273	$ 196,273	$ 196,273	$ 196,273	$ 196,273	$ 196,273	$ 196,273	$ 196,273	$ 196,273
107		390.6	Struct & Imprv Rio Rancho	$ 27,033	$ 27,033	$ 27,033	$ 27,033	$ 27,033	$ 27,033	$ 27,033	$ 27,033	$ 27,033
108		390.7	Struct & Imprv Santa Fe	$ -	$ -	$ -	$ -	$ -	$ -	$ -	$ -	$ -
109		390.8	Struct & Imprv SF Pymt Ctr	$ 38,554	$ 38,554	$ 38,554	$ 38,554	$ 38,554	$ 38,554	$ 38,554	$ 38,554	$ 38,554
110		390.9	Solar Structures	$ 3,229,559	$ 3,229,559	$ 3,229,559	$ 3,229,559	$ 3,229,559	$ 3,229,559	$ 3,229,559	$ 3,229,559	$ 3,229,559
111		391.0	Office Furniture & Equip	$ 1,506,691	$ 1,506,691	$ 1,506,691	$ 1,506,691	$ 1,506,691	$ 1,506,691	$ 1,506,691	$ 1,506,691	$ 1,506,691
112		391.1	N/A Off Furn & Eq, PC Sys	$ -	$ -	$ -	$ -	$ -	$ -	$ -	$ -	$ -
113		391.2	Computer Hardware	$ 15,105,660	$ 15,105,660	$ 15,205,785	$ 15,861,161	$ 15,861,161	$ 15,988,461	$ 15,988,461	$ 15,988,461	$ 15,988,461
114		392.0	Transportation Equip Light	$ 19,687,962	$ 19,687,962	$ 20,206,110	$ 20,206,110	$ 20,206,110	$ 20,727,736	$ 20,727,736	$ 20,727,736	$ 20,727,736
115		392.1	Transportation Equip Heavy	$ 6,145,396	$ 6,145,396	$ 6,228,670	$ 6,228,670	$ 6,228,670	$ 6,312,503	$ 6,312,503	$ 6,312,503	$ 6,312,503
116		392.2	Transportation Equip Trailer	$ 4,413,812	$ 4,413,812	$ 4,478,581	$ 4,478,581	$ 4,478,581	$ 4,543,784	$ 4,543,784	$ 4,543,784	$ 4,543,784
117		392.3	Transportation Equip Medium	$ 9,942,655	$ 9,942,655	$ 10,201,728	$ 10,201,728	$ 10,201,728	$ 10,462,541	$ 10,462,541	$ 10,462,541	$ 10,462,541
118		392.4	Transp Equip Special Purpose	$ 276,255	$ 276,255	$ 276,255	$ 276,255	$ 276,255	$ 276,255	$ 276,255	$ 276,255	$ 276,255
119		393.0	Stores Equip	$ 931,690	$ 931,690	$ 948,100	$ 948,100	$ 948,100	$ 964,510	$ 964,510	$ 964,510	$ 964,510
120		394.0	Tools, Shop & Garage Equip	$ 17,758,232	$ 17,758,232	$ 18,445,776	$ 18,445,776	$ 18,445,776	$ 18,839,081	$ 18,839,081	$ 18,839,081	$ 18,839,081
121		396.0	Power Operated Equipment	$ 9,077,322	$ 9,077,322	$ 9,210,094	$ 9,210,094	$ 9,210,094	$ 9,342,866	$ 9,342,866	$ 9,342,866	$ 9,342,866
122		397.0	Communication Equip	$ 3,215,791	$ 3,215,791	$ 3,219,545	$ 3,244,122	$ 3,244,122	$ 3,248,896	$ 3,248,896	$ 3,248,896	$ 3,248,896
123		398.0	Miscellaneous Equipment	$ 1,115,042	$ 1,115,042	$ 1,136,319	$ 1,275,586	$ 1,275,586	$ 1,302,638	$ 1,302,638	$ 1,302,638	$ 1,302,638
124		398.5	Cng Equipment	$ 1,670,519	$ 1,670,519	$ 1,670,519	$ 1,670,519	$ 1,670,519	$ 1,670,519	$ 1,670,519	$ 1,670,519	$ 1,670,519
125		398.6	Cng Equipment	$ 108,720	$ 108,720	$ 108,720	$ 108,720	$ 108,720	$ 108,720	$ 108,720	$ 108,720	$ 108,720
126		398.7	Cng Equipment	$ -	$ -	$ -	$ -	$ -	$ -	$ -	$ -	$ -
127		399.1	ARO General Plant 5	$ 17,180	$ 17,180	$ 17,180	$ 17,180	$ 17,180	$ 17,180	$ 17,180	$ 17,180	$ 17,180
128	**Gas General Plant Total**			**$ 142,472,457**	**$ 142,472,457**	**$ 144,677,146**	**$ 149,336,519**	**$ 149,336,519**	**$ 151,287,150**	**$ 151,287,150**	**$ 151,287,150**	**$ 151,287,150**
129												
130	**Grand Total**			**$ 1,635,509,365**	**$ 1,636,060,561**	**$ 1,657,200,265**	**$ 1,663,737,195**	**$ 1,668,688,359**	**$ 1,686,926,738**	**$ 1,686,926,738**	**$ 1,714,921,317**	**$ 1,721,395,799**
131												
132	**Notes:**											
133	(1) These cells are hard-coded and non-fully functional. Please provide a data-request if parties would like to see support.											

Sponsored by NMGC Witness Erik C. Buchanan

630 Schedule B-3 Gross Plant

NEW MEXICO GAS COMPANY, INC.

Original Cost of Plant In Service By Monthly Balances
Base Period - 12 Months Ending March 31, 2023
Future Test Year - 12 Months Ending September 30, 2025

	A	B	C	AO	AP	AQ	AR	AS	AT	AU	AV	AW
1												
3	Gross Plant-In-Service (1)	FERC Acct	Description	Balance 12/31/2024	Balance 1/31/2025	Balance 2/28/2025	Balance 3/31/2025	Balance 4/30/2025	Balance 5/31/2025	Balance 6/30/2025	Balance 7/31/2025	Balance 8/31/2025
5	**Gas Intangible Plant**	303.1	Intangible Plant Software @ 20%	$ 16,495,088	$ 16,495,088	$ 16,495,088	$ 16,495,088	$ 16,495,088	$ 16,495,088	$ 16,495,088	$ 16,495,088	$ 16,495,088
6		303.2	Intangible Plant Software @ 10%	$ -	$ -	$ -	$ -	$ -	$ -	$ -	$ -	$ -
7		303.3	Intangible Plant Software @ 6.67%	$ 75,325,572	$ 87,449,769	$ 87,449,769	$ 87,449,769	$ 87,449,769	$ 90,692,257	$ 90,735,365	$ 90,735,365	$ 90,735,365
8	**Gas Intangible Plant Total**			**$ 91,820,659**	**$ 103,944,857**	**$ 103,944,857**	**$ 103,944,857**	**$ 103,944,857**	**$ 107,187,345**	**$ 107,230,453**	**$ 107,230,453**	**$ 107,230,453**
9												
10												
11	**Gas Production Plant**	325.4	Co. 5 Right Of Way	$ -	$ -	$ -	$ -	$ -	$ -	$ -	$ -	$ -
12		332.0	Field Lines Bare Steel Pipe	$ -	$ -	$ -	$ -	$ -	$ -	$ -	$ -	$ -
13		332.1	Field Lines Wrapped Steel P	$ -	$ -	$ -	$ -	$ -	$ -	$ -	$ -	$ -
14		332.4	Field Lines Other Equipment	$ -	$ -	$ -	$ -	$ -	$ -	$ -	$ -	$ -
15		333.0	Field Compressor Station Eq	$ -	$ -	$ -	$ -	$ -	$ -	$ -	$ -	$ -
16		334.0	Field Measuring & Regulating	$ -	$ -	$ -	$ -	$ -	$ -	$ -	$ -	$ -
17	**Gas Production Plant Total**			**$ -**	**$ -**	**$ -**	**$ -**	**$ -**	**$ -**	**$ -**	**$ -**	**$ -**
18												
19												
20	**Gas Other Storage Plant**	350.2	Right Of Way	$ -	$ -	$ -	$ -	$ -	$ -	$ -	$ -	$ -
21		351.1	Well Structures	$ -	$ -	$ -	$ -	$ -	$ -	$ -	$ -	$ -
22		351.4	Other Structures	$ -	$ -	$ -	$ -	$ -	$ -	$ -	$ -	$ -
23		352.2	Reservoirs	$ -	$ -	$ -	$ -	$ -	$ -	$ -	$ -	$ -
24		352.3	Nonrecoverable Natural Gas	$ -	$ -	$ -	$ -	$ -	$ -	$ -	$ -	$ -
25		352.4	Well Drilling Costs And Equip	$ -	$ -	$ -	$ -	$ -	$ -	$ -	$ -	$ -
26		353.0	Lines	$ -	$ -	$ -	$ -	$ -	$ -	$ -	$ -	$ -
27		354.0	Compressor Station Equipment	$ -	$ -	$ -	$ -	$ -	$ -	$ -	$ -	$ -
28		355.0	Field Measuring & Regulating	$ 16,088	$ 16,088	$ 16,088	$ 16,088	$ 16,088	$ 16,088	$ 16,088	$ 16,088	$ 16,088
29		357.0	Other Equipment	$ -	$ -	$ -	$ -	$ -	$ -	$ -	$ -	$ -
30	**Gas Other Storage Plant Total**			**$ 16,088**	**$ 16,088**	**$ 16,088**	**$ 16,088**	**$ 16,088**	**$ 16,088**	**$ 16,088**	**$ 16,088**	**$ 16,088**
31												
32												
33	**Gas Transmission Plant**	365.1	Land And Land Rights	$ 4,907,570	$ 4,907,570	$ 4,907,570	$ 4,907,570	$ 4,907,570	$ 4,907,570	$ 4,907,570	$ 4,907,570	$ 4,907,570
34		365.2	Right Of Way	$ 5,717,990	$ 5,717,990	$ 5,717,990	$ 5,717,990	$ 5,717,990	$ 5,717,990	$ 5,717,990	$ 5,717,990	$ 5,717,990
35		366.1	Compressor Station Structure	$ 1,740,138	$ 1,740,138	$ 1,740,138	$ 1,740,138	$ 1,740,138	$ 1,740,138	$ 1,740,138	$ 1,740,138	$ 1,740,138
36		366.2	Measuring Station Structure	$ 23,519	$ 23,519	$ 23,519	$ 23,519	$ 23,519	$ 23,519	$ 23,519	$ 23,519	$ 23,519
37		366.3	Other Structures	$ 632,891	$ 632,891	$ 632,891	$ 632,891	$ 632,891	$ 632,891	$ 632,891	$ 632,891	$ 632,891
38		367.0	Mains Bare Steel Pipe	$ 79,773	$ 79,773	$ 79,773	$ 79,773	$ 79,773	$ 79,773	$ 79,773	$ 79,773	$ 79,773
39		367.1	Mains Wrapped Steel Pipe	$ 321,160,213	$ 326,213,150	$ 326,213,150	$ 326,213,150	$ 326,334,654	$ 326,897,397	$ 327,460,568	$ 327,521,436	$ 331,945,088
40		367.2	Mains Other Equipment	$ 110,038	$ 110,038	$ 110,038	$ 110,038	$ 110,038	$ 110,038	$ 110,038	$ 110,038	$ 110,038
41		367.3	Mains Other Equipment	$ 46,406,617	$ 46,406,617	$ 46,406,617	$ 46,406,617	$ 46,406,617	$ 46,406,617	$ 46,406,617	$ 46,406,617	$ 46,406,617
42		367.4	Mains Anodes	$ 1,783,858	$ 1,783,858	$ 1,783,858	$ 1,783,858	$ 1,783,858	$ 1,783,858	$ 1,783,858	$ 1,783,858	$ 1,783,858
43		367.5	Mains-Wrap Stl Pipe Brazos	$ 965,849	$ 965,849	$ 965,849	$ 965,849	$ 965,849	$ 965,849	$ 965,849	$ 965,849	$ 965,849
44		367.6	Mains-Wrap Stl Pipe Brazos	$ 1,162,418	$ 1,162,418	$ 1,162,418	$ 1,162,418	$ 1,162,418	$ 1,162,418	$ 1,162,418	$ 1,162,418	$ 1,162,418
45		368.0	Compressor Station Equipment	$ 50,574,457	$ 51,296,305	$ 51,296,305	$ 51,296,305	$ 51,313,663	$ 51,394,055	$ 51,515,985	$ 51,544,689	$ 52,179,136
46		369.0	Field Measuring & Regulating	$ 81,405,684	$ 82,849,380	$ 82,849,380	$ 82,922,150	$ 82,956,865	$ 83,117,649	$ 83,417,186	$ 83,565,357	$ 84,839,244
47		369.1	Williams Fld Mea & Reg 100%	$ 42,755	$ 42,755	$ 42,755	$ 42,755	$ 42,755	$ 42,755	$ 42,755	$ 42,755	$ 42,755
48		369.1	Wms Impaired Fld Mea/Reg	$ (14,814)	$ (14,814)	$ (14,814)	$ (14,814)	$ (14,814)	$ (14,814)	$ (14,814)	$ (14,814)	$ (14,814)
49		369.1	Wms HL Imp Fld Mea/Reg	$ -	$ -	$ -	$ -	$ -	$ -	$ -	$ -	$ -
50		369.1	Field Meas & Reg Brazos	$ 390,260	$ 390,260	$ 390,260	$ 390,260	$ 390,260	$ 390,260	$ 390,260	$ 390,260	$ 390,260
51		371.0	Other Equipment	$ 219,243	$ 219,243	$ 219,243	$ 219,243	$ 219,243	$ 219,243	$ 219,243	$ 219,243	$ 219,243
52	**Gas Transmission Plant Total**			**$ 517,308,458**	**$ 524,526,940**	**$ 524,526,940**	**$ 524,599,709**	**$ 524,773,286**	**$ 525,577,205**	**$ 526,561,844**	**$ 526,799,587**	**$ 533,131,573**

NEW MEXICO GAS COMPANY, INC.

Original Cost of Plant In Service By Monthly Balances
Base Period - 12 Months Ending March 31, 2023
Future Test Year - 12 Months Ending September 30, 2025

	A	B	C	AO	AP	AQ	AR	AS	AT	AU	AV	AW
3	Gross Plant-In-Service (1)	FERC Acct	Description	Balance 12/31/2024	Balance 1/31/2025	Balance 2/28/2025	Balance 3/31/2025	Balance 4/30/2025	Balance 5/31/2025	Balance 6/30/2025	Balance 7/31/2025	Balance 8/31/2025
53												
54												
55	**Gas Distribution Plant**	374.10	Land	$ 1,473,513	$ 1,473,513	$ 1,473,513	$ 1,473,513	$ 1,473,513	$ 1,473,513	$ 1,473,513	$ 1,473,513	$ 1,473,513
56		374.20	Land Rights	$ 441,463	$ 441,463	$ 441,463	$ 441,463	$ 441,463	$ 441,463	$ 441,463	$ 441,463	$ 441,463
57		374.30	Williams Land Rights 100%	$ 1,486	$ 1,486	$ 1,486	$ 1,486	$ 1,486	$ 1,486	$ 1,486	$ 1,486	$ 1,486
58		374.31	Wms Impaired Land Rights	$ (515)	$ (515)	$ (515)	$ (515)	$ (515)	$ (515)	$ (515)	$ (515)	$ (515)
59		374.32	Wms HL Imp Land Rights	$ -	$ -	$ -	$ -	$ -	$ -	$ -	$ -	$ -
60		375.00	Structures & Improvement	$ 634,324	$ 634,324	$ 634,324	$ 634,324	$ 634,324	$ 634,324	$ 634,324	$ 634,324	$ 634,324
61		376.00	Mains Bare Steel Pipe	$ 2,320,212	$ 2,320,212	$ 2,320,212	$ 2,320,212	$ 2,320,212	$ 2,320,212	$ 2,320,212	$ 2,320,212	$ 2,320,212
62		376.10	Mains Wrapped Steel Pipe	$ 158,403,505	$ 158,403,505	$ 158,403,505	$ 159,537,032	$ 159,539,934	$ 159,626,218	$ 161,941,001	$ 162,007,887	$ 162,266,208
63		376.20	Mains Plastic Pipe	$ 331,704,129	$ 331,704,129	$ 331,704,129	$ 333,885,627	$ 333,905,938	$ 334,509,927	$ 339,888,825	$ 340,357,034	$ 342,165,276
64		376.30	Mains Cathodic Protection	$ 627,543	$ 627,543	$ 627,543	$ 627,543	$ 627,543	$ 627,543	$ 627,543	$ 627,543	$ 627,543
65		376.40	Mains Other Equipment	$ 16,391,904	$ 16,391,904	$ 16,391,904	$ 16,854,392	$ 16,855,842	$ 16,898,984	$ 17,842,909	$ 17,876,352	$ 18,005,513
66		376.50	Mains Anodes	$ 23,393,516	$ 23,393,516	$ 23,393,516	$ 23,613,262	$ 23,613,262	$ 23,613,262	$ 23,963,710	$ 23,963,710	$ 23,963,710
67		376.60	Williams Wrpd Steel 100%	$ 63,039	$ 63,039	$ 63,039	$ 63,039	$ 63,039	$ 63,039	$ 63,039	$ 63,039	$ 63,039
68		376.61	Wms Impaired Wrpd Steel	$ (21,842)	$ (21,842)	$ (21,842)	$ (21,842)	$ (21,842)	$ (21,842)	$ (21,842)	$ (21,842)	$ (21,842)
69		376.62	Wms HL Imp Wrpd Steel	$ -	$ -	$ -	$ -	$ -	$ -	$ -	$ -	$ -
70		376.63	IMP - Mains Wrpd Steel	$ 2,709,133	$ 2,709,133	$ 2,709,133	$ 2,709,133	$ 2,709,133	$ 2,709,133	$ 2,709,133	$ 2,709,133	$ 2,709,133
71		376.70	Williams Mains Plastic 100%	$ 2,905,372	$ 2,905,372	$ 2,905,372	$ 2,905,372	$ 2,905,372	$ 2,905,372	$ 2,905,372	$ 2,905,372	$ 2,905,372
72		376.71	Wms Impaired Mains Plastic	$ (1,006,651)	$ (1,006,651)	$ (1,006,651)	$ (1,006,651)	$ (1,006,651)	$ (1,006,651)	$ (1,006,651)	$ (1,006,651)	$ (1,006,651)
73		376.72	Wms HL Imp Mains Plastic	$ -	$ -	$ -	$ -	$ -	$ -	$ -	$ -	$ -
74		376.73	IMP - Mains Plastic	$ 1,938,129	$ 1,938,129	$ 1,938,129	$ 1,938,129	$ 1,938,129	$ 1,938,129	$ 1,938,129	$ 1,938,129	$ 1,938,129
75		376.80	Williams Other Equip 100%	$ 2,995	$ 2,995	$ 2,995	$ 2,995	$ 2,995	$ 2,995	$ 2,995	$ 2,995	$ 2,995
76		376.81	Wms Impaired Other Equip	$ (1,038)	$ (1,038)	$ (1,038)	$ (1,038)	$ (1,038)	$ (1,038)	$ (1,038)	$ (1,038)	$ (1,038)
77		376.82	Wms HL Imp Other Equip	$ -	$ -	$ -	$ -	$ -	$ -	$ -	$ -	$ -
78		376.90	Williams Mains Anodes 100%	$ 1,236	$ 1,236	$ 1,236	$ 1,236	$ 1,236	$ 1,236	$ 1,236	$ 1,236	$ 1,236
79		376.91	Williams Impaired Anodes	$ (428)	$ (428)	$ (428)	$ (428)	$ (428)	$ (428)	$ (428)	$ (428)	$ (428)
80		376.92	Wms HL Impaired Anodes	$ -	$ -	$ -	$ -	$ -	$ -	$ -	$ -	$ -
81		377.00	Compressor Station Equipment	$ -	$ -	$ -	$ -	$ -	$ -	$ -	$ -	$ -
82		378.00	Field Measuring & Regulating	$ 22,254,909	$ 22,254,909	$ 22,254,909	$ 22,301,592	$ 22,301,592	$ 22,301,592	$ 22,407,244	$ 22,407,244	$ 22,407,244
83		378.10	Field Meas & Reg Brazos	$ 18,831	$ 18,831	$ 18,831	$ 18,831	$ 18,831	$ 18,831	$ 18,831	$ 18,831	$ 18,831
84		379.00	Field Measuring & Regulating	$ 3,701,256	$ 3,701,256	$ 3,701,256	$ 3,701,256	$ 3,701,256	$ 3,701,256	$ 3,701,256	$ 3,701,256	$ 3,701,256
85		380.00	Services Plastic Pipe	$ 204,248,367	$ 204,248,367	$ 204,248,367	$ 206,010,588	$ 206,014,940	$ 206,144,366	$ 209,020,989	$ 209,121,319	$ 210,044,208
86		380.10	Services Steel Pipe	$ 15,698,360	$ 15,698,360	$ 15,698,360	$ 15,998,300	$ 15,998,300	$ 15,998,300	$ 16,464,248	$ 16,464,248	$ 16,704,794
87		380.11	Srv, Bare Steel Pipe<2000	$ 37,582,238	$ 37,582,238	$ 37,582,238	$ 37,582,238	$ 37,582,238	$ 37,582,238	$ 37,582,238	$ 37,582,238	$ 37,582,238
88		380.13	IMP - Services Wrpd Steel	$ 214,503	$ 214,503	$ 214,503	$ 214,503	$ 214,503	$ 214,503	$ 214,503	$ 214,503	$ 214,503
89		380.20	Williams Svcs Plastic 100%	$ 5,622	$ 5,622	$ 5,622	$ 5,622	$ 5,622	$ 5,622	$ 5,622	$ 5,622	$ 5,622
90		380.21	Wms Impaired Svcs Plastic	$ (1,948)	$ (1,948)	$ (1,948)	$ (1,948)	$ (1,948)	$ (1,948)	$ (1,948)	$ (1,948)	$ (1,948)
91		380.22	Wms HL Imp Svcs Plastic	$ -	$ -	$ -	$ -	$ -	$ -	$ -	$ -	$ -
92		380.30	IMP - Services Plastic	$ 3,571,717	$ 3,571,717	$ 3,571,717	$ 3,571,717	$ 3,571,717	$ 3,571,717	$ 3,571,717	$ 3,571,717	$ 3,571,717
93		381.00	Meters	$ 102,734,359	$ 102,734,359	$ 102,734,359	$ 103,823,955	$ 103,823,955	$ 103,823,955	$ 105,686,484	$ 105,686,484	$ 105,686,484
94		381.10	ERTS AMR Meters	$ 27,864,565	$ 27,864,565	$ 27,864,565	$ 27,985,632	$ 27,985,632	$ 27,985,632	$ 28,192,579	$ 28,192,579	$ 28,192,579
95		383.00	House Regulators	$ 8,085,668	$ 8,085,668	$ 8,085,668	$ 8,085,668	$ 8,085,668	$ 8,085,668	$ 8,085,668	$ 8,085,668	$ 8,085,668
96		385.00	Industrial Measuring & Regulating	$ 26,690,539	$ 26,690,539	$ 26,690,539	$ 26,800,903	$ 26,800,903	$ 26,800,903	$ 27,023,854	$ 27,023,854	$ 27,023,854
97	**Gas Distribution Plant Total**			**$ 994,650,011**	**$ 994,650,011**	**$ 994,650,011**	**$ 1,002,077,140**	**$ 1,002,106,156**	**$ 1,002,968,997**	**$ 1,017,697,701**	**$ 1,018,366,571**	**$ 1,021,725,727**
98												

Sponsored by NMGC Witness Erik C. Buchanan

630 Schedule B-3 Gross Plant

NEW MEXICO GAS COMPANY, INC.

Original Cost of Plant In Service By Monthly Balances
Base Period - 12 Months Ending March 31, 2023
Future Test Year - 12 Months Ending September 30, 2025

	A	B	C	AO	AP	AQ	AR	AS	AT	AU	AV	AW
3	**Gross Plant-In-Service (1)**	**FERC Acct**	**Description**	**Balance 12/31/2024**	**Balance 1/31/2025**	**Balance 2/28/2025**	**Balance 3/31/2025**	**Balance 4/30/2025**	**Balance 5/31/2025**	**Balance 6/30/2025**	**Balance 7/31/2025**	**Balance 8/31/2025**
99												
100	**Gas General Plant**	389.0	Land	$ 5,224,405	$ 5,224,405	$ 5,224,405	$ 5,224,405	$ 5,224,405	$ 5,224,405	$ 5,224,405	$ 5,224,405	$ 5,224,405
101		390.0	Structures & Improvement	$ 48,152,855	$ 48,152,855	$ 48,152,855	$ 48,372,589	$ 48,372,589	$ 48,372,589	$ 48,702,188	$ 48,702,188	$ 48,702,188
102		390.1	N/A Structures & Improvement	$ -	$ -	$ -	$ -	$ -	$ -	$ -	$ -	$ -
103		390.2	Struct & Imprv Admin Bldg	$ -	$ -	$ -	$ -	$ -	$ -	$ -	$ -	$ -
104		390.3	Struct & Imprv Business Ctr	$ 1,365,926	$ 1,365,926	$ 1,365,926	$ 1,365,926	$ 1,365,926	$ 1,365,926	$ 1,365,926	$ 1,365,926	$ 1,365,926
105		390.4	Struct & Imprv Los Lunas Bl	$ 85,897	$ 85,897	$ 85,897	$ 85,897	$ 85,897	$ 85,897	$ 85,897	$ 85,897	$ 85,897
106		390.5	Struct & Imprv Rio Bravo	$ 196,273	$ 196,273	$ 196,273	$ 196,273	$ 196,273	$ 196,273	$ 196,273	$ 196,273	$ 196,273
107		390.6	Struct & Imprv Rio Rancho	$ 27,033	$ 27,033	$ 27,033	$ 27,033	$ 27,033	$ 27,033	$ 27,033	$ 27,033	$ 27,033
108		390.7	Struct & Imprv Santa Fe	$ -	$ -	$ -	$ -	$ -	$ -	$ -	$ -	$ -
109		390.8	Struct & Imprv SF Pymt Ctr	$ 38,554	$ 38,554	$ 38,554	$ 38,554	$ 38,554	$ 38,554	$ 38,554	$ 38,554	$ 38,554
110		390.9	Solar Structures	$ 3,229,559	$ 3,229,559	$ 3,229,559	$ 3,229,559	$ 3,229,559	$ 3,229,559	$ 3,229,559	$ 3,229,559	$ 3,229,559
111		391.0	Office Furniture & Equip	$ 1,506,691	$ 1,506,691	$ 1,506,691	$ 1,506,691	$ 1,506,691	$ 1,506,691	$ 1,506,691	$ 1,506,691	$ 1,506,691
112		391.1	N/A Off Furn & Eq, PC Sys	$ -	$ -	$ -	$ -	$ -	$ -	$ -	$ -	$ -
113		391.2	Computer Hardware	$ 16,092,796	$ 17,565,139	$ 17,565,139	$ 17,622,961	$ 17,622,961	$ 17,638,206	$ 17,724,940	$ 17,724,940	$ 17,724,940
114		392.0	Transportation Equip Light	$ 21,428,649	$ 21,428,649	$ 21,428,649	$ 21,744,322	$ 21,744,322	$ 21,744,322	$ 22,221,298	$ 22,221,298	$ 22,221,298
115		392.1	Transportation Equip Heavy	$ 6,425,149	$ 6,425,149	$ 6,425,149	$ 6,475,882	$ 6,475,882	$ 6,475,882	$ 6,552,539	$ 6,552,539	$ 6,552,539
116		392.2	Transportation Equip Trailer	$ 4,631,398	$ 4,631,398	$ 4,631,398	$ 4,670,857	$ 4,670,857	$ 4,670,857	$ 4,730,479	$ 4,730,479	$ 4,730,479
117		392.3	Transportation Equip Medium	$ 10,812,998	$ 10,812,998	$ 10,812,998	$ 10,970,834	$ 10,970,834	$ 10,970,834	$ 11,209,322	$ 11,209,322	$ 11,209,322
118		392.4	Transp Equip Special Purpose	$ 276,255	$ 276,255	$ 276,255	$ 276,255	$ 276,255	$ 276,255	$ 276,255	$ 276,255	$ 276,255
119		393.0	Stores Equip	$ 986,390	$ 986,390	$ 986,390	$ 997,366	$ 997,366	$ 997,366	$ 1,013,830	$ 1,013,830	$ 1,013,830
120		394.0	Tools, Shop & Garage Equip	$ 19,233,125	$ 19,233,125	$ 19,233,125	$ 19,430,377	$ 19,430,377	$ 19,430,377	$ 19,835,003	$ 19,835,003	$ 19,835,003
121		396.0	Power Operated Equipment	$ 9,519,896	$ 9,519,896	$ 9,519,896	$ 9,608,703	$ 9,608,703	$ 9,608,703	$ 9,741,914	$ 9,741,914	$ 9,741,914
122		397.0	Communication Equip	$ 3,252,808	$ 3,308,021	$ 3,308,021	$ 3,310,190	$ 3,310,190	$ 3,310,761	$ 3,314,014	$ 3,314,014	$ 3,314,014
123		398.0	Miscellaneous Equipment	$ 1,324,809	$ 1,637,682	$ 1,637,682	$ 1,649,969	$ 1,649,969	$ 1,653,208	$ 1,671,639	$ 1,671,639	$ 1,671,639
124		398.5	Cng Equipment	$ 1,670,519	$ 1,670,519	$ 1,670,519	$ 1,670,519	$ 1,670,519	$ 1,670,519	$ 1,670,519	$ 1,670,519	$ 1,670,519
125		398.6	Cng Equipment	$ 108,720	$ 108,720	$ 108,720	$ 108,720	$ 108,720	$ 108,720	$ 108,720	$ 108,720	$ 108,720
126		398.7	Cng Equipment	$ -	$ -	$ -	$ -	$ -	$ -	$ -	$ -	$ -
127		399.1	ARO General Plant 5	$ 17,180	$ 17,180	$ 17,180	$ 17,180	$ 17,180	$ 17,180	$ 17,180	$ 17,180	$ 17,180
128	**Gas General Plant Total**			**$ 155,607,887**	**$ 157,448,314**	**$ 157,448,314**	**$ 158,601,061**	**$ 158,601,061**	**$ 158,620,118**	**$ 160,464,179**	**$ 160,464,179**	**$ 160,464,179**
129												
130	**Grand Total**			**$ 1,759,403,102**	**$ 1,780,586,210**	**$ 1,780,586,210**	**$ 1,789,238,855**	**$ 1,789,441,449**	**$ 1,794,369,753**	**$ 1,811,970,265**	**$ 1,812,876,877**	**$ 1,822,568,020**
131												
132	**Notes:**											
133	(1) These cells are hard-coded and non-fully functional. Please provide a data-request if parties would like to see support.											

Sponsored by NMGC Witness Erik C. Buchanan

NEW MEXICO GAS COMPANY, INC.

Original Cost of Plant In Service By Monthly Balances
Base Period - 12 Months Ending March 31, 2023
Future Test Year - 12 Months Ending September 30, 2025

	A	B	C	AX	AY	AZ	BA	BB	BC	BD	BE	BF
1												
3	Gross Plant-In-Service (1)	FERC Acct	Description	Future Test Year Ending 9/30/2025	13-month Average Adjustment	Other Test Period Adjustments	Adjusted Future Test Year Ending 9/30/2025		Adjusted Base and Test Periods Variance	Test Period to Adjusted Base Period Variance - %		Rule 630 Schedule or Workpaper Ref.
5	**Gas Intangible Plant**	303.1	Intangible Plant Software @ 20%	$ 16,495,088	$ -		$ 16,495,088		$ -	0%		WP Plant 3 Gross Balances
6		303.2	Intangible Plant Software @ 10%	$ -	$ -		$ -		$ -			WP Plant 3 Gross Balances
7		303.3	Intangible Plant Software @ 6.67%	$ 90,735,365	$ (7,909,172)		$ 82,826,193		$ 42,325,486	105%		WP Plant 3 Gross Balances
8	**Gas Intangible Plant Total**			**$ 107,230,453**	**$ (7,909,172)**	**$ -**	**$ 99,321,281**		**$ 42,325,486**	**74%**		
9												
10												
11	**Gas Production Plant**	325.4	Co. 5 Right Of Way	$ -	$ -		$ -		$ -			WP Plant 3 Gross Balances
12		332.0	Field Lines Bare Steel Pipe	$ -	$ -		$ -		$ -			WP Plant 3 Gross Balances
13		332.1	Field Lines Wrapped Steel P	$ -	$ -		$ -		$ -			WP Plant 3 Gross Balances
14		332.4	Field Lines Other Equipment	$ -	$ -		$ -		$ -			WP Plant 3 Gross Balances
15		333.0	Field Compressor Station Eq	$ -	$ -		$ -		$ -			WP Plant 3 Gross Balances
16		334.0	Field Measuring & Regulating	$ -	$ -		$ -		$ -			WP Plant 3 Gross Balances
17	**Gas Production Plant Total**			**$ -**	**$ -**	**$ -**	**$ -**		**$ -**			
18												
19												
20	**Gas Other Storage Plant**	350.2	Right Of Way	$ -	$ -		$ -		$ -			WP Plant 3 Gross Balances
21		351.1	Well Structures	$ -	$ -		$ -		$ -			WP Plant 3 Gross Balances
22		351.4	Other Structures	$ -	$ -		$ -		$ -			WP Plant 3 Gross Balances
23		352.2	Reservoirs	$ -	$ -		$ -		$ -			WP Plant 3 Gross Balances
24		352.3	Nonrecoverable Natural Gas	$ -	$ -		$ -		$ -			WP Plant 3 Gross Balances
25		352.4	Well Drilling Costs And Equip	$ -	$ -		$ -		$ -			WP Plant 3 Gross Balances
26		353.0	Lines	$ -	$ -		$ -		$ -			WP Plant 3 Gross Balances
27		354.0	Compressor Station Equipment	$ -	$ -		$ -		$ -			WP Plant 3 Gross Balances
28		355.0	Field Measuring & Regulating	$ 16,088	$ -		$ 16,088		$ -	0%		WP Plant 3 Gross Balances
29		357.0	Other Equipment	$ -	$ -		$ -		$ -			WP Plant 3 Gross Balances
30	**Gas Other Storage Plant Total**			**$ 16,088**	**$ -**	**$ -**	**$ 16,088**		**$ -**	**0%**		
31												
32												
33	**Gas Transmission Plant**	365.1	Land And Land Rights	$ 4,907,570	$ -		$ 4,907,570		$ -	0%		WP Plant 3 Gross Balances
34		365.2	Right Of Way	$ 5,717,990	$ -		$ 5,717,990		$ -	0%		WP Plant 3 Gross Balances
35		366.1	Compressor Station Structure	$ 1,740,138	$ -		$ 1,740,138		$ -	0%		WP Plant 3 Gross Balances
36		366.2	Measuring Station Structure	$ 23,519	$ -		$ 23,519		$ -	0%		WP Plant 3 Gross Balances
37		366.3	Other Structures	$ 632,891	$ -		$ 632,891		$ -	0%		WP Plant 3 Gross Balances
38		367.0	Mains Bare Steel Pipe	$ 79,773	$ -		$ 79,773		$ -	0%		WP Plant 3 Gross Balances
39		367.1	Mains Wrapped Steel Pipe	$ 334,069,449	$ (10,746,107)		$ 323,323,342		$ 47,547,601	17%		WP Plant 3 Gross Balances
40		367.2	Mains Other Equipment	$ 110,038	$ -		$ 110,038		$ -	0%		WP Plant 3 Gross Balances
41		367.3	Mains Other Equipment	$ 46,406,617	$ -		$ 46,406,617		$ -	0%		WP Plant 3 Gross Balances
42		367.4	Mains Anodes	$ 1,783,858	$ -		$ 1,783,858		$ -	0%		WP Plant 3 Gross Balances
43		367.5	Mains-Wrap Stl Pipe Brazos	$ 965,849	$ -		$ 965,849		$ -	0%		WP Plant 3 Gross Balances
44		367.6	Mains-Wrap Stl Pipe Brazos	$ 1,162,418	$ -		$ 1,162,418		$ -	0%		WP Plant 3 Gross Balances
45		368.0	Compressor Station Equipment	$ 52,547,503	$ (1,679,584)		$ 50,867,919		$ 7,189,695	16%		WP Plant 3 Gross Balances
46		369.0	Field Measuring & Regulating	$ 85,602,029	$ (3,634,012)		$ 81,968,017		$ 15,569,730	23%		WP Plant 3 Gross Balances
47		369.1	Williams Fld Mea & Reg 100%	$ 42,755	$ -		$ 42,755		$ -	0%		WP Plant 3 Gross Balances
48		369.1	Wms Impaired Fld Mea/Reg	$ (14,814)	$ -		$ (14,814)		$ -	0%		WP Plant 3 Gross Balances
49		369.1	Wms HL Imp Fld Mea/Reg	$ -	$ -		$ -		$ -			WP Plant 3 Gross Balances
50		369.1	Field Meas & Reg Brazos	$ 390,260	$ -		$ 390,260		$ -	0%		WP Plant 3 Gross Balances
51		371.0	Other Equipment	$ 219,243	$ -		$ 219,243		$ -	0%		WP Plant 3 Gross Balances
52	**Gas Transmission Plant Total**			**$ 536,387,086**	**$ (16,059,703)**	**$ -**	**$ 520,327,383**		**$ 70,307,026**	**16%**		

NEW MEXICO GAS COMPANY, INC.

Original Cost of Plant In Service By Monthly Balances
Base Period - 12 Months Ending March 31, 2023
Future Test Year - 12 Months Ending September 30, 2025

	A	B	C	AX	AY	AZ	BA	BB	BC	BD	BE	BF
3	Gross Plant-In-Service (1)	FERC Acct	Description	Future Test Year Ending 9/30/2025	13-month Average Adjustment	Other Test Period Adjustments	Adjusted Future Test Year Ending 9/30/2025		Adjusted Base and Test Periods Variance	Test Period to Adjusted Base Period Variance - %		Rule 630 Schedule or Workpaper Ref.
53												
54												
55	**Gas Distribution Plant**	374.10	Land	$ 1,473,513	$ -		$ 1,473,513		$ -	0%		WP Plant 3 Gross Balances
56		374.20	Land Rights	$ 441,463	$ -		$ 441,463		$ -	0%		WP Plant 3 Gross Balances
57		374.30	Williams Land Rights 100%	$ 1,486	$ -		$ 1,486		$ -	0%		WP Plant 3 Gross Balances
58		374.31	Wms Impaired Land Rights	$ (515)	$ -		$ (515)		$ -	0%		WP Plant 3 Gross Balances
59		374.32	Wms HL Imp Land Rights	$ -	$ -		$ -		$ -			WP Plant 3 Gross Balances
60		375.00	Structures & Improvement	$ 634,324	$ -		$ 634,324		$ -	0%		WP Plant 3 Gross Balances
61		376.00	Mains Bare Steel Pipe	$ 2,320,212	$ -		$ 2,320,212		$ -	0%		WP Plant 3 Gross Balances
62		376.10	Mains Wrapped Steel Pipe	$ 163,954,703	$ (4,938,456)		$ 159,016,247		$ 19,253,613	14%		WP Plant 3 Gross Balances
63		376.20	Mains Plastic Pipe	$ 347,065,547	$ (13,467,413)		$ 333,598,134		$ 54,385,424	19%		WP Plant 3 Gross Balances
64		376.30	Mains Cathodic Protection	$ 627,543	$ -		$ 627,543		$ -	0%		WP Plant 3 Gross Balances
65		376.40	Mains Other Equipment	$ 18,705,008	$ (2,077,506)		$ 16,627,502		$ 8,163,356	96%		WP Plant 3 Gross Balances
66		376.50	Mains Anodes	$ 24,393,404	$ (875,480)		$ 23,517,924		$ 3,169,198	16%		WP Plant 3 Gross Balances
67		376.60	Williams Wrpd Steel 100%	$ 63,039	$ -		$ 63,039		$ -	0%		WP Plant 3 Gross Balances
68		376.61	Wms Impaired Wrpd Steel	$ (21,842)	$ -		$ (21,842)		$ -	0%		WP Plant 3 Gross Balances
69		376.62	Wms HL Imp Wrpd Steel	$ -	$ -		$ -		$ -			WP Plant 3 Gross Balances
70		376.63	IMP - Mains Wrpd Steel	$ 2,709,133	$ -		$ 2,709,133		$ -	0%		WP Plant 3 Gross Balances
71		376.70	Williams Mains Plastic 100%	$ 2,905,372	$ -		$ 2,905,372		$ -	0%		WP Plant 3 Gross Balances
72		376.71	Wms Impaired Mains Plastic	$ (1,006,651)	$ -		$ (1,006,651)		$ -	0%		WP Plant 3 Gross Balances
73		376.72	Wms HL Imp Mains Plastic	$ -	$ -		$ -		$ -			WP Plant 3 Gross Balances
74		376.73	IMP - Mains Plastic	$ 1,938,129	$ -		$ 1,938,129		$ -	0%		WP Plant 3 Gross Balances
75		376.80	Williams Other Equip 100%	$ 2,995	$ -		$ 2,995		$ -	0%		WP Plant 3 Gross Balances
76		376.81	Wms Impaired Other Equip	$ (1,038)	$ -		$ (1,038)		$ -	0%		WP Plant 3 Gross Balances
77		376.82	Wms HL Imp Other Equip	$ -	$ -		$ -		$ -			WP Plant 3 Gross Balances
78		376.90	Williams Mains Anodes 100%	$ 1,236	$ -		$ 1,236		$ -	0%		WP Plant 3 Gross Balances
79		376.91	Williams Impaired Anodes	$ (428)	$ -		$ (428)		$ -	0%		WP Plant 3 Gross Balances
80		376.92	Wms HL Impaired Anodes	$ -	$ -		$ -		$ -			WP Plant 3 Gross Balances
81		377.00	Compressor Station Equipment	$ -	$ -		$ -		$ -			WP Plant 3 Gross Balances
82		378.00	Field Measuring & Regulating	$ 22,520,311	$ (233,123)		$ 22,287,188		$ 916,786	4%		WP Plant 3 Gross Balances
83		378.10	Field Meas & Reg Brazos	$ 18,831	$ -		$ 18,831		$ -	0%		WP Plant 3 Gross Balances
84		379.00	Field Measuring & Regulating	$ 3,701,256	$ -		$ 3,701,256		$ -	0%		WP Plant 3 Gross Balances
85		380.00	Services Plastic Pipe	$ 212,410,718	$ (6,717,768)		$ 205,692,950		$ 22,264,971	12%		WP Plant 3 Gross Balances
86		380.10	Services Steel Pipe	$ 17,077,784	$ (1,120,788)		$ 15,956,996		$ 3,032,486	23%		WP Plant 3 Gross Balances
87		380.11	Srv, Bare Steel Pipe<2000	$ 37,582,238	$ -		$ 37,582,238		$ -	0%		WP Plant 3 Gross Balances
88		380.13	IMP - Services Wrpd Steel	$ 214,503	$ -		$ 214,503		$ -	0%		WP Plant 3 Gross Balances
89		380.20	Williams Svcs Plastic 100%	$ 5,622	$ -		$ 5,622		$ -	0%		WP Plant 3 Gross Balances
90		380.21	Wms Impaired Svcs Plastic	$ (1,948)	$ -		$ (1,948)		$ -	0%		WP Plant 3 Gross Balances
91		380.22	Wms HL Imp Svcs Plastic	$ -	$ -		$ -		$ -			WP Plant 3 Gross Balances
92		380.30	IMP - Services Plastic	$ 3,571,717	$ -		$ 3,571,717		$ -	0%		WP Plant 3 Gross Balances
93		381.00	Meters	$ 106,956,119	$ (3,290,700)		$ 103,665,419		$ 10,457,861	11%		WP Plant 3 Gross Balances
94		381.10	ERTS AMR Meters	$ 28,333,650	$ (365,633)		$ 27,968,017		$ 1,161,985	4%		WP Plant 3 Gross Balances
95		383.00	House Regulators	$ 8,085,668	$ -		$ 8,085,668		$ -	0%		WP Plant 3 Gross Balances
96		385.00	Industrial Measuring & Regulating	$ 27,269,160	$ (507,859)		$ 26,761,301		$ 2,056,835	8%		WP Plant 3 Gross Balances
97	**Gas Distribution Plant Total**			**$ 1,033,952,264**	**$ (33,594,727)**	**$ -**	**$ 1,000,357,537**		**$ 124,862,514**	**14%**		
98												

Sponsored by NMGC Witness Erik C. Buchanan

630 Schedule B-3 Gross Plant

NEW MEXICO GAS COMPANY, INC.

Original Cost of Plant In Service By Monthly Balances
Base Period - 12 Months Ending March 31, 2023
Future Test Year - 12 Months Ending September 30, 2025

	A	B	C	AX	AY	AZ	BA	BB	BC	BD	BE	BF
3	**Gross Plant-In-Service (1)**	**FERC Acct**	**Description**	**Future Test Year Ending 9/30/2025**	**13-month Average Adjustment**	**Other Test Period Adjustments**	**Adjusted Future Test Year Ending 9/30/2025**		**Adjusted Base and Test Periods Variance**	**Test Period to Adjusted Base Period Variance - %**		**Rule 630 Schedule or Workpaper Ref.**
99												
100	**Gas General Plant**	389.0	Land	$ 5,224,405	$ -	$ -	$ 5,224,405		$ -	0%		WP Plant 3 Gross Balances
101		390.0	Structures & Improvement	$ 52,480,385	$ (4,358,489)	$ -	$ 48,121,896		$ 12,621,140	36%		WP Plant 3 Gross Balances
102		390.1	N/A Structures & Improvement	$ -	$ -	$ -	$ -		$ -			WP Plant 3 Gross Balances
103		390.2	Struct & Imprv Admin Bldg	$ -	$ -	$ -	$ -		$ -			WP Plant 3 Gross Balances
104		390.3	Struct & Imprv Business Ctr	$ 1,365,926	$ -	$ -	$ 1,365,926		$ -	0%		WP Plant 3 Gross Balances
105		390.4	Struct & Imprv Los Lunas Bl	$ 85,897	$ -	$ -	$ 85,897		$ -	0%		WP Plant 3 Gross Balances
106		390.5	Struct & Imprv Rio Bravo	$ 196,273	$ -	$ -	$ 196,273		$ -	0%		WP Plant 3 Gross Balances
107		390.6	Struct & Imprv Rio Rancho	$ 27,033	$ -	$ -	$ 27,033		$ -	0%		WP Plant 3 Gross Balances
108		390.7	Struct & Imprv Santa Fe	$ -	$ -	$ -	$ -		$ -			WP Plant 3 Gross Balances
109		390.8	Struct & Imprv SF Pymt Ctr	$ 38,554	$ -	$ -	$ 38,554		$ -	0%		WP Plant 3 Gross Balances
110		390.9	Solar Structures	$ 3,229,559	$ -	$ -	$ 3,229,559		$ -	0%		WP Plant 3 Gross Balances
111		391.0	Office Furniture & Equip	$ 1,506,691	$ -	$ -	$ 1,506,691		$ -	0%		WP Plant 3 Gross Balances
112		391.1	N/A Off Furn & Eq, PC Sys	$ -	$ -	$ -	$ -		$ -			WP Plant 3 Gross Balances
113		391.2	Computer Hardware	$ 17,811,673	$ (653,282)	$ -	$ 17,158,390		$ 4,462,278	35%		WP Plant 3 Gross Balances
114		392.0	Transportation Equip Light	$ 22,702,437	$ (1,081,787)	$ -	$ 21,620,650		$ 4,623,936	27%		WP Plant 3 Gross Balances
115		392.1	Transportation Equip Heavy	$ 6,629,865	$ (173,859)	$ -	$ 6,456,007		$ 743,133	13%		WP Plant 3 Gross Balances
116		392.2	Transportation Equip Trailer	$ 4,790,622	$ (135,223)	$ -	$ 4,655,398		$ 577,992	14%		WP Plant 3 Gross Balances
117		392.3	Transportation Equip Medium	$ 11,449,892	$ (540,893)	$ -	$ 10,908,998		$ 2,311,968	27%		WP Plant 3 Gross Balances
118		392.4	Transp Equip Special Purpose	$ 276,255	$ -	$ -	$ 276,255		$ -	0%		WP Plant 3 Gross Balances
119		393.0	Stores Equip	$ 1,030,294	$ (36,711)	$ -	$ 993,583		$ 225,590	29%		WP Plant 3 Gross Balances
120		394.0	Tools, Shop & Garage Equip	$ 20,262,385	$ (856,605)	$ -	$ 19,405,780		$ 3,616,601	23%		WP Plant 3 Gross Balances
121		396.0	Power Operated Equipment	$ 9,875,124	$ (297,027)	$ -	$ 9,578,097		$ 1,825,230	24%		WP Plant 3 Gross Balances
122		397.0	Communication Equip	$ 3,317,266	$ (24,498)	$ -	$ 3,292,768		$ 167,335	5%		WP Plant 3 Gross Balances
123		398.0	Miscellaneous Equipment	$ 1,690,070	$ (138,822)	$ -	$ 1,551,248		$ 948,234	157%		WP Plant 3 Gross Balances
124		398.5	Cng Equipment	$ 1,670,519	$ -	$ -	$ 1,670,519		$ -	0%		WP Plant 3 Gross Balances
125		398.6	Cng Equipment	$ 108,720	$ -	$ -	$ 108,720		$ -	0%		WP Plant 3 Gross Balances
126		398.7	Cng Equipment	$ -	$ -	$ -	$ -		$ -			WP Plant 3 Gross Balances
127		399.1	ARO General Plant 5	$ 17,180	$ -	$ -	$ 17,180		$ -	0%		WP Plant 3 Gross Balances
128	**Gas General Plant Total**			**$ 165,787,025**	**$ (8,297,197)**	**$ -**	**$ 157,489,828**		**$ 32,123,437**	**26%**		
129												
130	**Grand Total**			**$ 1,843,372,916**	**$ (65,860,799)**	**$ -**	**$ 1,777,512,116**		**$ 269,618,463**	**18%**		
131												
132	**Notes:**											
133	(1) These cells are hard-coded and non-fully functional. Please provide a data-request if parties would like to see support.											

NEW MEXICO GAS COMPANY, INC.

Schedule B-3 Notes
Base Period - 12 Months Ending March 31, 2023
Future Test Year - 12 Months Ending September 30, 2025

Original Cost of Plant In Service by Monthly Balances
Explanation for cost drivers resulting in material change
Note 1 : NMGC Intangible Plant FERC account 303.3 key drivers are CRM Banner Upgrade ("Hansen CIS"), CRM Banner Hyper Care, and MAOP Software for plant additions.
Note 2 : NMGC Transmission Plant FERC account 367.1 key drivers are MAOP Replacement Projects, Material Verification Cutouts, and Rio Bravo Bridge Reroute for plant additions.
Note 3 : NMGC Transmission Plant FERC account 368.0 key drivers are MAOP Replacement Projects for plant additions.
Note 4 : NMGC Transmission Plant FERC Account 369.0 key drivers are MAOP Replacement Projects and Transmission Program Projects for plant additions.
Note 5 : NMGC Distribution Plant FERC Account 376.1 key drivers are AMR Installations, TOC Reinforcement, PVC Replacements, Sewer Camera Inspection, and X-Trube Replacement for plant additions.
Note 6 : NMGC Distribution Plant FERC Account 376.2 key drivers are AMR Installations, TOC Reinforcement, PVC Replacements, Sewer Camera Inspection, and X-Trube Replacement for plant additions.
Note 7 : NMGC Distribution Plant FERC Account 376.4 key drivers are AMR Installations, TOC Reinforcement, and Sewer Camera Inspection for Plant Additions
Note 8 : NMGC Distribution Plant FERC Account 376.5 key drivers are Distribution Station Replacements for plant additions.
Note 9 : NMGC Distribution Plant FERC Account 380.0 key drivers are Distribution Services (New and Replace) for plant additions.
Note 10 : NMGC Distribution Plant FERC Account 380.1 key drivers are Distribution Services (New and Replace) for plant additions.
Note 11 : NMGC Distribution Plant FERC Account 381.0 key drivers are Residential Meters (New and Replace) for plant additions.
Note 12 : NMGC Distribution Plant FERC Account 385.0 key drivers are Distribution Stations (New & Replace) for plant additions.
Note 13 : NMGC General Plant FERC Account 390.0 key drivers are Pipeline Security, Facilities Security, Espanola Operations Center, and Farmington Operations Center for plant additions.
Note 14 : NMGC General Plant FERC Account 391.2 key drivers are PC Refresh and Disaster Recovery Data Center Hardware
Note 15 : NMGC General Plant FERC Account 392.0 key drivers are purchases of Light Transportation Equipment for plant additions.
Note 16 : NMGC General Plant FERC Account 392.1 key drivers are purchases of Heavy Duty Transportation Equipment for plant additions.
Note 17 : NMGC General Plant FERC Account 392.2 key drivers are purchases of Transportation Trailers for plant additions.
Note 18 : NMGC General Plant FERC Account 392.3 key drivers are purchases of Medium Duty Transportation Equipment for plant additions.
Note 19 : NMGC General Plant FERC Account 393.0 key drivers are purchases of Warehouse Equipment for plant additions.
Note 20 : NMGC General Plant FERC Account 394.0 key drivers are purchases of Tools, Shop and Garage Equipment for plant additions.
Note 21 : NMGC General Plant FERC Account 396.0 key drivers are purchases of Power Operated Equipment for plant additions.
Note 22 : NMGC General Plant FERC Account 398.0 key drivers are purchases of Misc. Equipment for plant additions.

NEW MEXICO GAS COMPANY, INC.

Accumulated Provision for Depreciation, etc by Functional Classification
Base Period - 12 Months Ending March 31, 2023
Future Test Year - 12 Months Ending September 30, 2025

	A	B	C	D	E	F	G	H	I	J	K
2	Functional Class	FERC	FERC Description	Beginning Reserve Balance 3/31/2022	Provision	Retirements	Cost of Removal	Salvage	Other	Ending Reserve Balance 3/31/2023	Placeholder
3										J = SUM(D - I)	
4	**Gas Intangible Plant**	303.1	Intangible Plant @ 20%	$ 24,986,916	$ -	$ (8,491,828)	$ -	$ -	$ -	$ 16,495,088	$ -
5		303.2	Intangible Plant @ 10%	$ (16)	$ 5	$ -	$ -	$ -	$ -	$ (11)	$ -
6		303.3	Intangible Plant @ 6.67%	$ 12,046,163	$ 2,440,547	$ -	$ -	$ -	$ -	$ 14,486,710	$ -
7	**Gas Intangible Plant Total**			**$ 37,033,062**	**$ 2,440,553**	**$ (8,491,828)**	**$ -**	**$ -**	**$ -**	**$ 30,981,787**	**$ -**
8											
9											
10	**Gas Production Plant**	325.4	Right Of Way	$ -	$ -	$ -	$ -	$ -	$ -	$ -	$ -
11		332.0	Field Lines, Bare Steel	$ -	$ -	$ -	$ -	$ -	$ -	$ -	$ -
12		332.1	Field Lines, Wrapped Steel	$ -	$ -	$ -	$ -	$ -	$ -	$ -	$ -
13		332.4	Field Lines, Other Equip	$ -	$ -	$ -	$ -	$ -	$ -	$ -	$ -
14		333.0	Field Compressor Sta Eq	$ -	$ -	$ -	$ -	$ -	$ -	$ -	$ -
15		334.0	Field Measuring/Regulating	$ -	$ -	$ -	$ -	$ -	$ -	$ -	$ -
16	**Gas Production Plant Total**			$ -	$ -	$ -	$ -	$ -	$ -	$ -	$ -
17											
18	**Gas Other Storage Plant**	**350.2**	**Right Of Way**	**$ -**	**$ -**	**$ -**	**$ -**	**$ -**	**$ -**	**$ -**	**$ -**
19		351.1	Well Structures	$ -	$ -	$ -	$ -	$ -	$ -	$ -	$ -
20		351.4	Other Structures	$ -	$ -	$ -	$ -	$ -	$ -	$ -	$ -
21		352.2	Reservoirs	$ -	$ -	$ -	$ -	$ -	$ -	$ -	$ -
22		352.3	Nonrecoverable Natural Gas	$ -	$ -	$ -	$ -	$ -	$ -	$ -	$ -
23		352.4	Well Drilling Costs & Eq	$ -	$ -	$ -	$ -	$ -	$ -	$ -	$ -
24		353.0	Lines	$ -	$ -	$ -	$ -	$ -	$ -	$ -	$ -
25		354.0	Compressor Station Equip	$ -	$ -	$ -	$ -	$ -	$ -	$ -	$ -
26		355.0	Field Measuring/Regulating	$ 16,088	$ -	$ -	$ -	$ -	$ -	$ 16,088	$ -
27		357.0	Other Equipment	$ -	$ -	$ -	$ -	$ -	$ -	$ -	$ -
28	**Gas Other Storage Plant Total**			$ 16,088	$ -	$ -	$ -	$ -	$ -	$ 16,088	$ -
29											
30											
31	**Gas Transmission Plant**	**365.1**	**Land And Land Rights**	**$ 6,635**	**$ -**	**$ -**	**$ -**	**$ -**	**$ -**	**$ 6,635**	**$ -**
32		365.2	Right Of Way	$ 2,037,416	$ 77,765	$ -	$ -	$ -	$ -	$ 2,115,181	$ -
33		366.1	Compressor Station Structure	$ 959,607	$ 26,931	$ -	$ -	$ -	$ -	$ 986,537	$ -
34		366.2	Measuring Station Structure	$ 10,435	$ 635	$ -	$ -	$ -	$ -	$ 11,070	$ -
35		366.3	Other Structures	$ 380,301	$ 10,822	$ -	$ -	$ -	$ -	$ 391,124	$ -
36		367.0	Mains Bare Steel Pipe	$ 99,017	$ -	$ (366)	$ (5,211)	$ -	$ -	$ 93,440	$ -
37		367.1	Mains Wrapped Steel Pipe	$ 84,997,196	$ 4,532,389	$ (168,093)	$ (77,390)	$ -	$ 128,877	$ 89,412,979	$ -
38		367.2	Mains Other Equipment	$ 0	$ 902	$ -	$ -	$ -	$ -	$ 902	$ -
39		367.3	Mains Other Equipment	$ 15,288,431	$ 1,511,081	$ (453,304)	$ (309,682)	$ -	$ -	$ 16,036,526	$ -
40		367.4	Mains Anodes	$ 536,762	$ 90,977	$ -	$ -	$ -	$ -	$ 627,739	$ -
41		367.5	Mains-Wrap Stl Pipe Brazos	$ 16,226	$ 16,226	$ -	$ -	$ -	$ -	$ 32,453	$ -
42		367.6	Mains-Wrap Stl Pie Brazos	$ 981,450	$ -	$ -	$ (27)	$ -	$ -	$ 981,423	$ -

NEW MEXICO GAS COMPANY, INC.

Accumulated Provision for Depreciation, etc by Functional Classification
Base Period - 12 Months Ending March 31, 2023
Future Test Year - 12 Months Ending September 30, 2025

	A	B	C	L	M	N	O	P	Q	R
2	Functional Class	FERC	FERC Description	Adjusted Base Period Balance 3/31/2023	Linkage 1 Ending 3/31/2024	Linkage 2 Ending 9/30/2024	Future Test Year Ending 9/30/2025	13-month Average Adjustment	Other Test Period Adjustments	Adjusted Future Test Year Ending 9/30/2025
3										
4	**Gas Intangible Plant**	303.1	Intangible Plant @ 20%	$ 16,495,088	$ 16,495,088	$ 16,495,088	$ 16,495,088	$ -	$ -	$ 16,495,088
5		303.2	Intangible Plant @ 10%	$ -	$ -	$ -	$ -	$ -	$ -	$ -
6		303.3	Intangible Plant @ 6.67%	$ 14,486,699	$ 17,463,008	$ 19,041,555	$ 24,522,216	$ (2,911,535)	$ -	$ 21,610,681
7	**Gas Intangible Plant Total**			**$ 30,981,787**	**$ 33,958,096**	**$ 35,536,643**	**$ 41,017,303**	**$ (2,911,535)**	**$ -**	**$ 38,105,768**
8										
9										
10	**Gas Production Plant**	325.4	Right Of Way	$ -	$ -	$ -	$ -	$ -	$ -	$ -
11		332.0	Field Lines, Bare Steel	$ -	$ -	$ -	$ -	$ -	$ -	$ -
12		332.1	Field Lines, Wrapped Steel	$ -	$ -	$ -	$ -	$ -	$ -	$ -
13		332.4	Field Lines, Other Equip	$ -	$ -	$ -	$ -	$ -	$ -	$ -
14		333.0	Field Compressor Sta Eq	$ -	$ -	$ -	$ -	$ -	$ -	$ -
15		334.0	Field Measuring/Regulating	$ -	$ -	$ -	$ -	$ -	$ -	$ -
16	**Gas Production Plant Total**			$ -	$ -	$ -	$ -	$ -	$ -	$ -
17										
18	**Gas Other Storage Plant**	**350.2**	**Right Of Way**	**$ -**	**$ -**	**$ -**	**$ -**	**$ -**	**$ -**	**$ -**
19		351.1	Well Structures	$ -	$ -	$ -	$ -	$ -	$ -	$ -
20		351.4	Other Structures	$ -	$ -	$ -	$ -	$ -	$ -	$ -
21		352.2	Reservoirs	$ -	$ -	$ -	$ -	$ -	$ -	$ -
22		352.3	Nonrecoverable Natural Gas	$ -	$ -	$ -	$ -	$ -	$ -	$ -
23		352.4	Well Drilling Costs & Eq	$ -	$ -	$ -	$ -	$ -	$ -	$ -
24		353.0	Lines	$ -	$ -	$ -	$ -	$ -	$ -	$ -
25		354.0	Compressor Station Equip	$ -	$ -	$ -	$ -	$ -	$ -	$ -
26		355.0	Field Measuring/Regulating	$ 16,088	$ 16,088	$ 16,088	$ 16,088	$ -	$ -	$ 16,088
27		357.0	Other Equipment	$ -	$ -	$ -	$ -	$ -	$ -	$ -
28	**Gas Other Storage Plant Total**			$ 16,088	$ 16,088	$ 16,088	$ 16,088	$ -	$ -	$ 16,088
29										
30										
31	**Gas Transmission Plant**	**365.1**	**Land And Land Rights**	**$ 6,635**	**$ 6,635**	**$ 6,635**	**$ 6,635**	**$ -**	**$ -**	**$ 6,635**
32		365.2	Right Of Way	$ 2,115,181	$ 2,185,636	$ 2,218,179	$ 2,283,263	$ (32,542)	$ -	$ 2,250,721
33		366.1	Compressor Station Structure	$ 986,537	$ 1,010,366	$ 1,021,157	$ 1,042,738	$ (10,791)	$ -	$ 1,031,948
34		366.2	Measuring Station Structure	$ 11,070	$ 11,703	$ 12,019	$ 12,650	$ (316)	$ -	$ 12,335
35		366.3	Other Structures	$ 391,124	$ 400,601	$ 404,849	$ 413,346	$ (4,248)	$ -	$ 409,098
36		367.0	Mains Bare Steel Pipe	$ 93,440	$ 93,440	$ 93,440	$ 93,440	$ -	$ -	$ 93,440
37		367.1	Mains Wrapped Steel Pipe	$ 89,412,979	$ 93,938,700	$ 96,208,232	$ 101,016,321	$ (2,430,899)	$ -	$ 98,585,422
38		367.2	Mains Other Equipment	$ 902	$ 902	$ 902	$ 902	$ -	$ -	$ 902
39		367.3	Mains Other Equipment	$ 16,036,526	$ 17,516,629	$ 18,241,357	$ 19,690,813	$ (724,728)	$ -	$ 18,966,085
40		367.4	Mains Anodes	$ 627,739	$ 874,470	$ 1,053,478	$ 1,411,494	$ (179,008)	$ -	$ 1,232,486
41		367.5	Mains-Wrap Stl Pipe Brazos	$ 32,453	$ 47,625	$ 54,820	$ 69,211	$ (7,196)	$ -	$ 62,016
42		367.6	Mains-Wrap Stl Pie Brazos	$ 981,423	$ 981,423	$ 981,423	$ 981,423	$ -	$ -	$ 981,423

Sponsored by NMGC Witness Erik C. Buchanan

630 Schedule C-1 Accum

NEW MEXICO GAS COMPANY, INC.

Accumulated Provision for Depreciation, etc by Functional Classification
Base Period - 12 Months Ending March 31, 2023
Future Test Year - 12 Months Ending September 30, 2025

	A	B	C	D	E	F	G	H	I	J	K
2	**Functional Class**	**FERC**	**FERC Description**	**Beginning Reserve Balance 3/31/2022**	**Provision**	**Retirements**	**Cost of Removal**	**Salvage**	**Other**	**Ending Reserve Balance 3/31/2023**	**Placeholder**
3										J = SUM(D - I)	
43		368.0	Compressor Station Equipment	$ 10,926,314	$ 762,370	$ (12,624)	$ (42)	$ -	$ (2,444)	$ 11,673,573	$ -
44		369.0	Field Measuring & Regulating	$ 12,461,155	$ 1,177,028	$ (1,971,745)	$ (140,676)	$ -	$ -	$ 11,525,762	$ -
45		369.10	Williams Fld Mea & Reg 100%	$ 7,750	$ 795	$ -	$ -	$ -	$ -	$ 8,546	$ -
46		369.11	Wms Impaired Fld Mea/Reg	$ (2,127)	$ (276)	$ -	$ -	$ -	$ -	$ (2,403)	$ -
47		369.12	Wms HL Imp Fld Mea/Reg	$ -	$ -	$ -	$ -	$ -	$ -	$ -	$ -
48		369.13	Field Meas & Reg Brazos	$ 399,351	$ -	$ (9,091)	$ (22)	$ -	$ -	$ 390,238	$ -
49		371.0	Other Equipment	$ 155,370	$ 6,621	$ -	$ -	$ -	$ -	$ 161,991	$ -
50	**Gas Transmission Plant Total**			**$ 129,261,288**	**$ 8,214,267**	**$ (2,615,224)**	**$ (533,050)**	**$ -**	**$ 126,433**	**$ 134,453,715**	**$ -**
51											
52											
53	**Gas Distribution Plant**	374.1	Land	$ -	$ -	$ -	$ -	$ -	$ -	$ -	$ -
54		374.2	Land Rights	$ 207,545	$ 5,298	$ -	$ -	$ -	$ -	$ 212,842	$ -
55		374.3	Williams Land Rights 100%	$ 289	$ 18	$ -	$ -	$ -	$ -	$ 307	$ -
56		374.31	Wms Impaired Land Rights	$ (78)	$ (6)	$ -	$ -	$ -	$ -	$ (84)	$ -
57		374.32	Wms HL Imp Land Rights	$ -	$ -	$ -	$ -	$ -	$ -	$ -	$ -
58		375.0	Structures & Improvement	$ 175,585	$ 12,809	$ -	$ -	$ -	$ (909)	$ 187,485	$ -
59		376.0	Mains Bare Steel Pipe	$ 2,484,211	$ -	$ (58,672)	$ (14,005)	$ -	$ -	$ 2,411,534	$ -
60		376.1	Mains Wrapped Steel Pipe	$ 82,574,883	$ 2,674,037	$ (160,362)	$ 103,719	$ -	$ (128,877)	$ 85,063,400	$ -
61		376.2	Mains Plastic Pipe	$ 101,569,020	$ 4,518,481	$ (2,596,819)	$ (142,427)	$ -	$ (130,900)	$ 103,217,354	$ -
62		376.3	Mains Cathodic Protection	$ 531,854	$ 5,995	$ (31,160)	$ (155)	$ -	$ -	$ 506,534	$ -
63		376.4	Mains Other Equipment	$ 2,036,346	$ 257,223	$ (104,916)	$ (3,809)	$ -	$ -	$ 2,184,844	$ -
64		376.5	Mains Anodes	$ 4,390,695	$ 917,380	$ -	$ (85)	$ -	$ -	$ 5,307,989	$ -
65		376.6	Williams Wrpd Steel 100%	$ 8,559	$ 1,204	$ -	$ -	$ -	$ -	$ 9,763	$ -
66		376.61	Wms Impaired Wrpd Steel	$ (2,775)	$ (417)	$ -	$ -	$ -	$ -	$ (3,192)	$ -
67		376.62	Wms HL Imp Wrpd Steel	$ -	$ -	$ -	$ -	$ -	$ -	$ -	$ -
68		376.63	IMP - Mains Wrpd Steel	$ -	$ 13,394	$ -	$ -	$ -	$ -	$ 13,394	$ -
69		376.7	Williams Mains Plastic 100%	$ 543,642	$ 48,520	$ -	$ -	$ -	$ -	$ 592,162	$ -
70		376.71	Wms Impaired Mains Plastic	$ (164,869)	$ (16,811)	$ -	$ -	$ -	$ -	$ (181,680)	$ -
71		376.72	Wms HL Imp Mains Plastic	$ -	$ -	$ -	$ -	$ -	$ -	$ -	$ -
72		376.73	IMP - Mains Plastic	$ -	$ 17,262	$ -	$ -	$ -	$ -	$ 17,262	$ -
73		376.8	Williams Other Equip 100%	$ 803	$ 94	$ -	$ -	$ -	$ -	$ 897	$ -
74		376.81	Wms Impaired Other Equip	$ (252)	$ (33)	$ -	$ -	$ -	$ -	$ (284)	$ -
75		376.82	Wms HL Imp Other Equip	$ -	$ -	$ -	$ -	$ -	$ -	$ -	$ -
76		376.9	Williams Mains Anodes 100%	$ 508	$ 62	$ -	$ -	$ -	$ -	$ 570	$ -
77		376.91	Williams Impaired Anodes	$ (160)	$ (21)	$ -	$ -	$ -	$ -	$ (181)	$ -
78		376.92	Wms HL Impaired Anodes	$ -	$ -	$ -	$ -	$ -	$ -	$ -	$ -

Sponsored by NMGC Witness Erik C. Buchanan

NEW MEXICO GAS COMPANY, INC.

Accumulated Provision for Depreciation, etc by Functional Classification
Base Period - 12 Months Ending March 31, 2023
Future Test Year - 12 Months Ending September 30, 2025

	A	B	C	L	M	N	O	P	Q	R
2	**Functional Class**	**FERC**	**FERC Description**	**Adjusted Base Period Balance 3/31/2023**	**Linkage 1 Ending 3/31/2024**	**Linkage 2 Ending 9/30/2024**	**Future Test Year Ending 9/30/2025**	**13-month Average Adjustment**	**Other Test Period Adjustments**	**Adjusted Future Test Year Ending 9/30/2025**
3										
43		368.0	Compressor Station Equipment	$ 11,676,017	$ 12,554,650	$ 13,036,183	$ 14,052,433	$ (513,666)	$ -	$ 13,538,767
44		369.0	Field Measuring & Regulating	$ 11,523,319	$ 12,930,747	$ 13,715,614	$ 15,406,172	$ (857,940)	$ -	$ 14,548,232
45		369.10	Williams Fld Mea & Reg 100%	$ 8,546	$ 9,394	$ 9,836	$ 10,721	$ (443)	$ -	$ 10,279
46		369.11	Wms Impaired Fld Mea/Reg	$ (2,403)	$ (2,697)	$ (2,850)	$ (3,157)	$ 153	$ -	$ (3,003)
47		369.12	Wms HL Imp Fld Mea/Reg	$ -	$ -	$ -	$ -	$ -	$ -	$ -
48		369.13	Field Meas & Reg Brazos	$ 390,238	$ 390,238	$ 390,238	$ 390,238	$ -	$ -	$ 390,238
49		371.0	Other Equipment	$ 161,991	$ 167,980	$ 170,747	$ 176,279	$ (2,766)	$ -	$ 173,513
50	**Gas Transmission Plant Total**			**$ 134,453,715**	**$ 143,118,442**	**$ 147,616,258**	**$ 157,054,924**	**$ (4,764,388)**	**$ -**	**$ 152,290,536**
51										
52										
53	**Gas Distribution Plant**	374.1	Land	$ -	$ -	$ -	$ -	$ -	$ -	$ -
54		374.2	Land Rights	$ 212,842	$ 217,613	$ 219,803	$ 224,185	$ (2,191)	$ -	$ 221,994
55		374.3	Williams Land Rights 100%	$ 307	$ 323	$ 330	$ 345	$ (7)	$ -	$ 337
56		374.31	Wms Impaired Land Rights	$ (84)	$ (90)	$ (92)	$ (97)	$ 3	$ -	$ (95)
57		374.32	Wms HL Imp Land Rights	$ -	$ -	$ -	$ -	$ -	$ -	$ -
58		375.0	Structures & Improvement	$ 187,485	$ 199,957	$ 206,169	$ 218,594	$ (6,212)	$ -	$ 212,382
59		376.0	Mains Bare Steel Pipe	$ 2,411,534	$ 2,320,212	$ 2,320,212	$ 2,320,212	$ -	$ -	$ 2,320,212
60		376.1	Mains Wrapped Steel Pipe	$ 85,063,400	$ 87,722,586	$ 89,081,692	$ 91,946,036	$ (1,444,895)	$ -	$ 90,501,140
61		376.2	Mains Plastic Pipe	$ 103,217,354	$ 108,211,945	$ 110,917,217	$ 116,691,866	$ (2,915,442)	$ -	$ 113,776,424
62		376.3	Mains Cathodic Protection	$ 506,534	$ 516,285	$ 522,505	$ 534,945	$ (6,220)	$ -	$ 528,725
63		376.4	Mains Other Equipment	$ 2,184,844	$ 2,498,989	$ 2,699,783	$ 3,207,246	$ (262,935)	$ -	$ 2,944,311
64		376.5	Mains Anodes	$ 5,307,989	$ 7,655,655	$ 9,338,265	$ 12,890,528	$ (1,792,227)	$ -	$ 11,098,300
65		376.6	Williams Wrpd Steel 100%	$ 9,763	$ 10,932	$ 11,502	$ 12,643	$ (571)	$ -	$ 12,073
66		376.61	Wms Impaired Wrpd Steel	$ (3,192)	$ (3,596)	$ (3,794)	$ (4,188)	$ 197	$ -	$ (3,991)
67		376.62	Wms HL Imp Wrpd Steel	$ -	$ -	$ -	$ -	$ -	$ -	$ -
68		376.63	IMP - Mains Wrpd Steel	$ 13,395	$ 63,611	$ 88,128	$ 137,164	$ (24,518)	$ -	$ 112,646
69		376.7	Williams Mains Plastic 100%	$ 592,162	$ 641,901	$ 667,178	$ 717,731	$ (25,277)	$ -	$ 692,455
70		376.71	Wms Impaired Mains Plastic	$ (181,680)	$ (198,895)	$ (207,637)	$ (225,121)	$ 8,742	$ -	$ (216,379)
71		376.72	Wms HL Imp Mains Plastic	$ -	$ -	$ -	$ -	$ -	$ -	$ -
72		376.73	IMP - Mains Plastic	$ 17,262	$ 50,442	$ 67,304	$ 101,027	$ (16,862)	$ -	$ 84,166
73		376.8	Williams Other Equip 100%	$ 897	$ 990	$ 1,036	$ 1,128	$ (46)	$ -	$ 1,082
74		376.81	Wms Impaired Other Equip	$ (284)	$ (316)	$ (332)	$ (364)	$ 16	$ -	$ (348)
75		376.82	Wms HL Imp Other Equip	$ -	$ -	$ -	$ -	$ -	$ -	$ -
76		376.9	Williams Mains Anodes 100%	$ 570	$ 705	$ 799	$ 986	$ (94)	$ -	$ 893
77		376.91	Williams Impaired Anodes	$ (181)	$ (228)	$ (260)	$ (325)	$ 32	$ -	$ (293)
78		376.92	Wms HL Impaired Anodes	$ -	$ -	$ -	$ -	$ -	$ -	$ -

Sponsored by NMGC Witness Erik C. Buchanan

NEW MEXICO GAS COMPANY, INC.

Accumulated Provision for Depreciation, etc by Functional Classification
Base Period - 12 Months Ending March 31, 2023
Future Test Year - 12 Months Ending September 30, 2025

	A	B	C	D	E	F	G	H	I	J	K
2	**Functional Class**	**FERC**	**FERC Description**	**Beginning Reserve Balance 3/31/2022**	**Provision**	**Retirements**	**Cost of Removal**	**Salvage**	**Other**	**Ending Reserve Balance 3/31/2023**	**Placeholder**
3										J = SUM(D - I)	
79		377.0	Compressor Station Equipment	$ -	$ -	$ -	$ -	$ -	$ -	$ -	$ -
80		378.0	Field Measuring & Regulating	$ 6,337,897	$ 537,492	$ (298,930)	$ (60,925)	$ -	$ (774)	$ 6,514,760	$ -
81		378.1	Field Meas & Reg Brazos	$ 18,831	$ -	$ -	$ -	$ -	$ -	$ 18,831	$ -
82		379.0	Field Measuring & Regulating	$ 1,181,549	$ 107,868	$ (37,451)	$ (687)	$ -	$ 134,050	$ 1,385,329	$ -
83		380.0	Services Plastic Pipe	$ 137,814,688	$ 6,752,884	$ (480,171)	$ (24,656)	$ -	$ -	$ 144,062,744	$ -
84		380.1	Services Steel Pipe	$ 1,882,040	$ 446,654	$ (575,251)	$ (75,035)	$ -	$ -	$ 1,678,408	$ -
85		380.11	Srv, Bare Steel Pipe<2000	$ 35,109,870	$ -	$ (33,457)	$ -	$ -	$ -	$ 35,076,413	$ -
86		380.13	IMP - Services Wrpd Steel	$ -	$ 3,269	$ -	$ -	$ -	$ -	$ 3,269	$ -
87		380.2	Williams Svcs Plastic 100%	$ 2,248	$ 212	$ -	$ -	$ -	$ -	$ 2,460	$ -
88		380.21	Wms Impaired Svcs Plastic	$ (698)	$ (73)	$ -	$ -	$ -	$ -	$ (771)	$ -
89		380.22	Wms HL Imp Svcs Plastic	$ -	$ -	$ -	$ -	$ -	$ -	$ -	$ -
90		380.30	IMP - Services Plastic	$ -	$ 63,567	$ -	$ -	$ -	$ -	$ 63,567	$ -
91		381.0	Meters	$ 22,405,003	$ 2,873,804	$ (2,357,114)	$ (266)	$ -	$ -	$ 22,921,426	$ -
92		381.1	ERTS AMR Meters	$ 9,576,255	$ 1,679,103	$ (2,949)	$ (354)	$ -	$ -	$ 11,252,056	$ -
93		383.0	House Regulators	$ 3,594,176	$ 123,371	$ -	$ -	$ -	$ -	$ 3,717,547	$ -
94		385.0	Industrial Measuring & Regulating	$ 8,944,852	$ 905,986	$ (332,492)	$ (12,846)	$ -	$ 68	$ 9,505,568	$ -
95	**Gas Distribution Plant Total**			**$ 421,222,519**	**$ 21,948,624**	**$ (7,069,747)**	**$ (231,530)**	**$ -**	**$ (127,342)**	**$ 435,742,524**	**$ -**
96											
97											
98	**Gas General Plant**	389.0	Land	$ (26,972)	$ -	$ -	$ -	$ -	$ -	$ (26,972)	$ -
99		390.0	Structures & Improvement	$ 7,104,382	$ 732,170	$ (317,147)	$ 533,803	$ -	$ 3,312	$ 8,056,521	$ -
100		390.1	N/A Structures & Improvement	$ 0	$ -	$ -	$ -	$ -	$ -	$ 0	$ -
101		390.2	Struct & Imprv Admin Bldg	$ -	$ -	$ -	$ -	$ -	$ -	$ -	$ -
102		390.3	Struct & Imprv Business Ctr	$ 3,240,417	$ 228,107	$ (3,103,507)	$ -	$ -	$ 276,360	$ 641,377	$ -
103		390.4	Struct & Imprv Los Lunas Bl	$ 96,431	$ 10,798	$ (37,898)	$ -	$ -	$ -	$ 69,331	$ -
104		390.5	Struct & Imprv Rio Bravo	$ 385,697	$ 32,255	$ (221,678)	$ -	$ -	$ -	$ 196,273	$ -
105		390.6	Struct & Imprv Rio Rancho	$ 86,824	$ 1,884	$ (61,675)	$ -	$ -	$ -	$ 27,033	$ -
106		390.7	Struct & Imprv Santa Fe	$ -	$ -	$ -	$ -	$ -	$ -	$ -	$ -
107		390.8	Struct & Imprv SF Pymt Ctr	$ 24,902	$ 1,546	$ -	$ -	$ -	$ -	$ 26,447	$ -
108		390.9	Solar Structures	$ 26,753	$ 122,058	$ -	$ -	$ -	$ -	$ 148,811	$ -
109		391.0	Office Furniture & Equip	$ 2,357,404	$ 223,965	$ (2,538,945)	$ -	$ -	$ 404,771	$ 447,196	$ -
110		391.1	N/A Off Furn & Eq, PC Sys	$ -	$ -	$ -	$ -	$ -	$ -	$ -	$ -
111		391.2	Computer Hardware	$ 4,257,062	$ 1,925,505	$ (49,962)	$ -	$ -	$ (30,845)	$ 6,101,761	$ -
112		392.0	Transportation Equip Light	$ 9,755,460	$ 416,184	$ (234,887)	$ 6,352	$ 61,460	$ -	$ 10,004,569	$ -
113		392.1	Transportation Equip Heavy	$ 3,596,858	$ 395,331	$ -	$ -	$ -	$ -	$ 3,992,189	$ -
114		392.2	Transportation Equip Trailer	$ 1,591,511	$ 286,595	$ (134,757)	$ 4,342	$ 25,320	$ 3,244	$ 1,776,255	$ -

Sponsored by NMGC Witness Erik C. Buchanan

630 Schedule C-1 Accum

NEW MEXICO GAS COMPANY, INC.

Accumulated Provision for Depreciation, etc by Functional Classification
Base Period - 12 Months Ending March 31, 2023
Future Test Year - 12 Months Ending September 30, 2025

	A	B	C	L	M	N	O	P	Q	R
2	Functional Class	FERC	FERC Description	Adjusted Base Period Balance 3/31/2023	Linkage 1 Ending 3/31/2024	Linkage 2 Ending 9/30/2024	Future Test Year Ending 9/30/2025	13-month Average Adjustment	Other Test Period Adjustments	Adjusted Future Test Year Ending 9/30/2025
3										
79		377.0	Compressor Station Equipment	$ -	$ -	$ -	$ -	$ -	$ -	$ -
80		378.0	Field Measuring & Regulating	$ 6,514,760	$ 7,086,721	$ 7,356,548	$ 7,904,576	$ (274,686)	$ -	$ 7,629,890
81		378.1	Field Meas & Reg Brazos	$ 18,831	$ 18,831	$ 18,831	$ 18,831	$ -	$ -	$ 18,831
82		379.0	Field Measuring & Regulating	$ 1,385,329	$ 1,478,509	$ 1,519,540	$ 1,601,602	$ (41,031)	$ -	$ 1,560,571
83		380.0	Services Plastic Pipe	$ 144,062,744	$ 148,796,817	$ 150,419,573	$ 153,810,935	$ (1,708,975)	$ -	$ 152,101,961
84		380.1	Services Steel Pipe	$ 1,678,408	$ 2,012,026	$ 2,134,082	$ 2,398,864	$ (134,484)	$ -	$ 2,264,380
85		380.11	Srv, Bare Steel Pipe<2000	$ 35,076,413	$ 35,076,413	$ 35,076,413	$ 35,076,413	$ -	$ -	$ 35,076,413
86		380.13	IMP - Services Wrpd Steel	$ 3,269	$ 8,624	$ 10,415	$ 13,997	$ (1,791)	$ -	$ 12,206
87		380.2	Williams Svcs Plastic 100%	$ 2,460	$ 2,548	$ 2,548	$ 2,548	$ -	$ -	$ 2,548
88		380.21	Wms Impaired Svcs Plastic	$ (771)	$ (821)	$ (837)	$ (869)	$ 16	$ -	$ (853)
89		380.22	Wms HL Imp Svcs Plastic	$ -	$ -	$ -	$ -	$ -	$ -	$ -
90		380.30	IMP - Services Plastic	$ 63,567	$ 152,321	$ 181,788	$ 240,721	$ (29,467)	$ -	$ 211,255
91		381.0	Meters	$ 22,921,426	$ 26,284,921	$ 28,136,486	$ 31,997,631	$ (1,945,858)	$ -	$ 30,051,774
92		381.1	ERTS AMR Meters	$ 11,252,056	$ 12,906,108	$ 13,729,707	$ 15,405,101	$ (840,424)	$ -	$ 14,564,677
93		383.0	House Regulators	$ 3,717,547	$ 3,858,933	$ 3,934,373	$ 4,085,255	$ (75,441)	$ -	$ 4,009,814
94		385.0	Industrial Measuring & Regulating	$ 9,505,568	$ 10,310,917	$ 10,681,523	$ 11,444,180	$ (383,058)	$ -	$ 11,061,122
95	**Gas Distribution Plant Total**			**$ 435,742,524**	**$ 457,901,891**	**$ 469,130,799**	**$ 492,774,326**	**$ (11,923,703)**	**$ -**	**$ 480,850,623**
96										
97										
98	**Gas General Plant**	389.0	Land	$ (26,972)	$ (26,972)	$ (26,972)	$ (26,972)	$ -	$ -	$ (26,972)
99		390.0	Structures & Improvement	$ 8,056,521	$ 8,857,980	$ 9,299,920	$ 10,286,879	$ (498,788)	$ -	$ 9,788,091
100		390.1	N/A Structures & Improvement	$ -	$ -	$ -	$ -	$ -	$ -	$ -
101		390.2	Struct & Imprv Admin Bldg	$ -	$ -	$ -	$ -	$ -	$ -	$ -
102		390.3	Struct & Imprv Business Ctr	$ 641,377	$ 695,813	$ 709,951	$ 738,225	$ (14,137)	$ -	$ 724,088
103		390.4	Struct & Imprv Los Lunas Bl	$ 69,331	$ 82,248	$ 83,880	$ 85,897	$ (655)	$ -	$ 85,241
104		390.5	Struct & Imprv Rio Bravo	$ 196,273	$ 196,273	$ 196,273	$ 196,273	$ -	$ -	$ 196,273
105		390.6	Struct & Imprv Rio Rancho	$ 27,033	$ 27,033	$ 27,033	$ 27,033	$ -	$ -	$ 27,033
106		390.7	Struct & Imprv Santa Fe	$ -	$ -	$ -	$ -	$ -	$ -	$ -
107		390.8	Struct & Imprv SF Pymt Ctr	$ 26,447	$ 30,190	$ 32,041	$ 35,742	$ (1,851)	$ -	$ 33,891
108		390.9	Solar Structures	$ 148,811	$ 278,074	$ 331,200	$ 437,453	$ (53,126)	$ -	$ 384,327
109		391.0	Office Furniture & Equip	$ 447,196	$ 547,671	$ 597,920	$ 698,416	$ (50,248)	$ -	$ 648,168
110		391.1	N/A Off Furn & Eq, PC Sys	$ -	$ -	$ -	$ -	$ -	$ -	$ -
111		391.2	Computer Hardware	$ 6,101,761	$ 8,466,733	$ 9,760,470	$ 12,639,065	$ (1,468,881)	$ -	$ 11,170,184
112		392.0	Transportation Equip Light	$ 10,004,569	$ 10,671,769	$ 11,102,983	$ 12,033,875	$ (471,428)	$ -	$ 11,562,447
113		392.1	Transportation Equip Heavy	$ 3,992,189	$ 4,303,489	$ 4,430,216	$ 4,694,097	$ (132,851)	$ -	$ 4,561,246
114		392.2	Transportation Equip Trailer	$ 1,776,255	$ 2,020,875	$ 2,123,073	$ 2,336,567	$ (107,542)	$ -	$ 2,229,025

Sponsored by NMGC Witness Erik C. Buchanan

630 Schedule C-1 Accum

NEW MEXICO GAS COMPANY, INC.

Accumulated Provision for Depreciation, etc by Functional Classification
Base Period - 12 Months Ending March 31, 2023
Future Test Year - 12 Months Ending September 30, 2025

	A	B	C	D	E	F	G	H	I	J	K
2	**Functional Class**	**FERC**	**FERC Description**	**Beginning Reserve Balance 3/31/2022**	**Provision**	**Retirements**	**Cost of Removal**	**Salvage**	**Other**	**Ending Reserve Balance 3/31/2023**	**Placeholder**
3										J = SUM(D - I)	
115		392.3	Transportation Equip Medium	$ 4,102,966	$ 279,366	$ (439,490)	$ 15,056	$ 123,170	$ -	$ 4,081,068	$ -
116		392.4	Transp Equip Special Purpose	$ 116,757	$ 16,161	$ -	$ -	$ -	$ -	$ 132,918	$ -
117		393.0	Stores Equip	$ 352,649	$ 51,225	$ -	$ -	$ -	$ -	$ 403,874	$ -
118		394.0	Tools, Shop & Garage Equip	$ 3,032,758	$ 999,550	$ (593,267)	$ -	$ -	$ 2,783	$ 3,441,824	$ -
119		396.0	Power Operated Equipment	$ 3,190,346	$ 379,444	$ -	$ -	$ -	$ -	$ 3,569,789	$ -
120		397.0	Communication Equip	$ 395,760	$ 302,333	$ (74,344)	$ -	$ -	$ 28,442	$ 652,192	$ -
121		398.0	Miscellaneous Equipment	$ 259,074	$ 40,379	$ (3,156)	$ -	$ -	$ -	$ 296,297	$ -
122		398.5	Cng Equipment	$ -	$ 81,935	$ -	$ -	$ -	$ -	$ 81,935	$ -
123		398.6	Cng Equipment	$ -	$ 6,400	$ -	$ -	$ -	$ -	$ 6,400	$ -
124		398.7	Cng Equipment	$ -	$ -	$ -	$ -	$ -	$ -	$ -	$ -
125		399.1	ARO General Plant 5	$ 13,042	$ 301	$ -	$ -	$ -	$ -	$ 13,343	$ -
126	**Gas General Plant Total**			**$ 43,960,080**	**$ 6,533,491**	**$ (7,810,712)**	**$ 559,554**	**$ 209,950**	**$ 688,068**	**$ 44,140,431**	**$ -**
127											
128	**Grand Total**			**$ 631,493,038**	**$ 39,136,935**	**$ (25,987,510)**	**$ (205,026)**	**$ 209,950**	**$ 687,159**	**$ 645,334,545**	**$ -**

Sponsored by NMGC Witness Erik C. Buchanan

630 Schedule C-1 Accum

NEW MEXICO GAS COMPANY, INC.

Accumulated Provision for Depreciation, etc by Functional Classification
Base Period - 12 Months Ending March 31, 2023
Future Test Year - 12 Months Ending September 30, 2025

	A	B	C	L	M	N	O	P	Q	R
2	**Functional Class**	**FERC**	**FERC Description**	**Adjusted Base Period Balance 3/31/2023**	**Linkage 1 Ending 3/31/2024**	**Linkage 2 Ending 9/30/2024**	**Future Test Year Ending 9/30/2025**	**13-month Average Adjustment**	**Other Test Period Adjustments**	**Adjusted Future Test Year Ending 9/30/2025**
3										
115		392.3	Transportation Equip Medium	$ 4,081,068	$ 4,412,154	$ 4,598,499	$ 5,000,484	$ (203,552)	$ -	$ 4,796,932
116		392.4	Transp Equip Special Purpose	$ 132,918	$ 148,726	$ 156,501	$ 172,052	$ (7,775)	$ -	$ 164,276
117		393.0	Stores Equip	$ 403,874	$ 461,509	$ 492,855	$ 558,923	$ (33,340)	$ -	$ 525,583
118		394.0	Tools, Shop & Garage Equip	$ 3,441,824	$ 4,576,407	$ 5,180,211	$ 6,469,816	$ (650,930)	$ -	$ 5,818,885
119		396.0	Power Operated Equipment	$ 3,569,789	$ 3,953,271	$ 4,145,746	$ 4,547,942	$ (202,660)	$ -	$ 4,345,282
120		397.0	Communication Equip	$ 652,192	$ 1,178,882	$ 1,520,662	$ 2,217,967	$ (350,049)	$ -	$ 1,867,918
121		398.0	Miscellaneous Equipment	$ 296,297	$ 362,224	$ 406,940	$ 524,417	$ (61,589)	$ -	$ 462,828
122		398.5	Cng Equipment	$ 81,935	$ 146,932	$ 202,643	$ 314,067	$ (55,712)	$ -	$ 258,355
123		398.6	Cng Equipment	$ 6,400	$ 10,630	$ 14,256	$ 21,508	$ (3,626)	$ -	$ 17,882
124		398.7	Cng Equipment	$ -	$ -	$ -	$ -	$ -	$ -	$ -
125		399.1	ARO General Plant 5	$ 13,343	$ 13,468	$ 13,468	$ 13,468	$ -	$ -	$ 13,468
126	**Gas General Plant Total**			**$ 44,140,431**	**$ 51,415,380**	**$ 55,399,770**	**$ 64,023,193**	**$ (4,368,741)**	**$ -**	**$ 59,654,452**
127										
128	**Grand Total**			**$ 645,334,545**	**$ 686,409,897**	**$ 707,699,558**	**$ 754,885,835**	**$ (23,968,368)**	**$ -**	**$ 730,917,467**

Sponsored by NMGC Witness Erik C. Buchanan

NEW MEXICO GAS COMPANY, INC.

Accumulated Provision for Depreciation by Functional Classification
Base Period - 12 Months Ending March 31, 2023
Future Test Year - 12 Months Ending September 30, 2025

	A	B	C	D	E	F	G	H	I	J	K	L
3	**Accumulated Reserve (1)**	**FERC Acct**	**Description**	**Base Period Beginning Balance 3/31/2022**	**Balance 4/30/2022**	**Balance 5/31/2022**	**Balance 6/30/2022**	**Balance 7/31/2022**	**Balance 8/31/2022**	**Balance 9/30/2022**	**Balance 10/31/2022**	**Balance 11/30/2022**
4												
5	**Gas Intangible Plant**	303.1	Intangible Plant Software @ 20%	$ 24,986,916	$ 24,986,916	$ 24,986,916	$ 24,986,916	$ 24,986,916	$ 24,986,916	$ 24,986,916	$ 24,986,916	$ 24,986,916
6		303.2	Intangible Plant Software @ 10%	$ -	$ -	$ -	$ -	$ -	$ -	$ -	$ -	$ -
7		303.3	Intangible Plant Software @ 6.67%	$ 12,046,146	$ 12,235,783	$ 12,437,850	$ 12,640,987	$ 12,844,125	$ 13,047,230	$ 13,250,336	$ 13,453,462	$ 13,658,043
8	**Gas Intangible Plant Total**			**$ 37,033,062**	**$ 37,222,699**	**$ 37,424,766**	**$ 37,627,902**	**$ 37,831,041**	**$ 38,034,146**	**$ 38,237,252**	**$ 38,440,378**	**$ 38,644,959**
9												
10												
11	**Gas Production Plant**	325.4	Right Of Way	$ -	$ -	$ -	$ -	$ -	$ -	$ -	$ -	$ -
12		332.0	Field Lines, Bare Steel	$ -	$ -	$ -	$ -	$ -	$ -	$ -	$ -	$ -
13		332.1	Field Lines, Wrapped Steel	$ -	$ -	$ -	$ -	$ -	$ -	$ -	$ -	$ -
14		332.4	Field Lines, Other Equip	$ -	$ -	$ -	$ -	$ -	$ -	$ -	$ -	$ -
15		333.0	Field Compressor Sta Eq	$ -	$ -	$ -	$ -	$ -	$ -	$ -	$ -	$ -
16		334.0	Field Measuring/Regulating	$ -	$ -	$ -	$ -	$ -	$ -	$ -	$ -	$ -
17	**Gas Production Plant Total**			**$ -**	**$ -**	**$ -**	**$ -**	**$ -**	**$ -**	**$ -**	**$ -**	**$ -**
18												
19												
20	**Gas Other Storage Plant**	350.2	Right Of Way	$ -	$ -	$ -	$ -	$ -	$ -	$ -	$ -	$ -
21		351.1	Well Structures	$ -	$ -	$ -	$ -	$ -	$ -	$ -	$ -	$ -
22		351.4	Other Structures	$ -	$ -	$ -	$ -	$ -	$ -	$ -	$ -	$ -
23		352.2	Reservoirs	$ -	$ -	$ -	$ -	$ -	$ -	$ -	$ -	$ -
24		352.3	Nonrecoverable Natural Gas	$ -	$ -	$ -	$ -	$ -	$ -	$ -	$ -	$ -
25		352.4	Well Drilling Costs & Eq	$ -	$ -	$ -	$ -	$ -	$ -	$ -	$ -	$ -
26		353.0	Lines	$ -	$ -	$ -	$ -	$ -	$ -	$ -	$ -	$ -
27		354.0	Compressor Station Equip	$ -	$ -	$ -	$ -	$ -	$ -	$ -	$ -	$ -
28		355.0	Field Measuring/Regulating	$ 16,088	$ 16,088	$ 16,088	$ 16,088	$ 16,088	$ 16,088	$ 16,088	$ 16,088	$ 16,088
29		357.0	Other Equipment	$ -	$ -	$ -	$ -	$ -	$ -	$ -	$ -	$ -
30	**Gas Other Storage Plant Total**			**$ 16,088**	**$ 16,088**	**$ 16,088**	**$ 16,088**	**$ 16,088**	**$ 16,088**	**$ 16,088**	**$ 16,088**	**$ 16,088**
31												
32												
33	**Gas Transmission Plant**	365.1	Land And Land Rights	$ 6,635	$ 6,635	$ 6,635	$ 6,635	$ 6,635	$ 6,635	$ 6,635	$ 6,635	$ 6,635
34		365.2	Right Of Way	$ 2,037,416	$ 2,043,897	$ 2,050,377	$ 2,056,857	$ 2,063,338	$ 2,069,818	$ 2,076,299	$ 2,082,779	$ 2,089,259
35		366.1	Compressor Station Structure	$ 959,607	$ 961,834	$ 964,061	$ 966,308	$ 968,556	$ 970,804	$ 973,051	$ 975,299	$ 977,547
36		366.2	Measuring Station Structure	$ 10,435	$ 10,488	$ 10,541	$ 10,594	$ 10,647	$ 10,700	$ 10,752	$ 10,805	$ 10,858
37		366.3	Other Structures	$ 380,301	$ 381,203	$ 382,105	$ 383,007	$ 383,909	$ 384,811	$ 385,712	$ 386,614	$ 387,516
38		367.0	Mains Bare Steel Pipe	$ 99,017	$ 99,017	$ 99,017	$ 99,017	$ 99,017	$ 99,017	$ 99,017	$ 99,017	$ 99,017
39		367.1	Mains Wrapped Steel Pipe	$ 84,997,197	$ 85,368,703	$ 85,741,864	$ 86,113,836	$ 86,386,744	$ 86,756,910	$ 87,262,329	$ 87,636,556	$ 88,013,367
40		367.2	Mains Other Equipment	$ -	$ -	$ -	$ -	$ -	$ -	$ -	$ -	$ -
41		367.3	Mains Other Equipment	$ 15,288,431	$ 15,413,909	$ 15,539,420	$ 15,664,950	$ 15,790,479	$ 15,916,014	$ 16,041,548	$ 16,167,090	$ 16,292,146
42		367.4	Mains Anodes	$ 536,762	$ 544,343	$ 551,925	$ 559,506	$ 567,088	$ 574,669	$ 582,250	$ 589,832	$ 597,413
43		367.5	Mains-Wrap Stl Pipe Brazos	$ 16,226	$ 17,578	$ 18,931	$ 20,283	$ 21,635	$ 22,987	$ 24,339	$ 25,692	$ 27,044
44		367.6	Mains-Wrap Stl Pipe Brazos	$ 981,450	$ 981,450	$ 981,423	$ 981,423	$ 981,423	$ 981,423	$ 981,423	$ 981,423	$ 981,423

NEW MEXICO GAS COMPANY, INC.

Accumulated Provision for Depreciation by Functional Classification
Base Period - 12 Months Ending March 31, 2023
Future Test Year - 12 Months Ending September 30, 2025

	A	B	C	M	N	O	P	Q	R	S	T	U
3	**Accumulated Reserve (1)**	**FERC Acct**	**Description**	**Balance 12/31/2022**	**Balance 1/31/2023**	**Balance 2/28/2023**	**Base Period Ending 3/31/2023**	**Placeholder**	**Adjusted Base Period Ending Balance**	**Linkage Period Beginning Balance 3/31/2023**	**Balance 4/30/2023**	**Balance 5/31/2023**
4												
5	**Gas Intangible Plant**	303.1	Intangible Plant Software @ 20%	$ 16,495,088	$ 16,495,088	$ 16,495,088	$ 16,495,088	$ -	$ 16,495,088	$ 16,495,088	$ 16,495,088	$ 16,495,088
6		303.2	Intangible Plant Software @ 10%	$ -	$ -	$ -	$ -	$ -	$ -	$ -	$ -	$ -
7		303.3	Intangible Plant Software @ 6.67%	$ 13,862,666	$ 14,068,480	$ 14,273,457	$ 14,486,699	$ -	$ 14,486,699	$ 14,486,699	$ 14,711,816	$ 14,937,418
8	**Gas Intangible Plant Total**			**$ 30,357,754**	**$ 30,563,568**	**$ 30,768,545**	**$ 30,981,787**	**$ -**	**$ 30,981,787**	**$ 30,981,787**	**$ 31,206,903**	**$ 31,432,506**
9												
10												
11	**Gas Production Plant**	325.4	Right Of Way	$ -	$ -	$ -	$ -	$ -	$ -	$ -	$ -	$ -
12		332.0	Field Lines, Bare Steel	$ -	$ -	$ -	$ -	$ -	$ -	$ -	$ -	$ -
13		332.1	Field Lines, Wrapped Steel	$ -	$ -	$ -	$ -	$ -	$ -	$ -	$ -	$ -
14		332.4	Field Lines, Other Equip	$ -	$ -	$ -	$ -	$ -	$ -	$ -	$ -	$ -
15		333.0	Field Compressor Sta Eq	$ -	$ -	$ -	$ -	$ -	$ -	$ -	$ -	$ -
16		334.0	Field Measuring/Regulating	$ -	$ -	$ -	$ -	$ -	$ -	$ -	$ -	$ -
17	**Gas Production Plant Total**			**$ -**	**$ -**	**$ -**	**$ -**	**$ -**	**$ -**	**$ -**	**$ -**	**$ -**
18												
19												
20	**Gas Other Storage Plant**	350.2	Right Of Way	$ -	$ -	$ -	$ -	$ -	$ -	$ -	$ -	$ -
21		351.1	Well Structures	$ -	$ -	$ -	$ -	$ -	$ -	$ -	$ -	$ -
22		351.4	Other Structures	$ -	$ -	$ -	$ -	$ -	$ -	$ -	$ -	$ -
23		352.2	Reservoirs	$ -	$ -	$ -	$ -	$ -	$ -	$ -	$ -	$ -
24		352.3	Nonrecoverable Natural Gas	$ -	$ -	$ -	$ -	$ -	$ -	$ -	$ -	$ -
25		352.4	Well Drilling Costs & Eq	$ -	$ -	$ -	$ -	$ -	$ -	$ -	$ -	$ -
26		353.0	Lines	$ -	$ -	$ -	$ -	$ -	$ -	$ -	$ -	$ -
27		354.0	Compressor Station Equip	$ -	$ -	$ -	$ -	$ -	$ -	$ -	$ -	$ -
28		355.0	Field Measuring/Regulating	$ 16,088	$ 16,088	$ 16,088	$ 16,088	$ -	$ 16,088	$ 16,088	$ 16,088	$ 16,088
29		357.0	Other Equipment	$ -	$ -	$ -	$ -	$ -	$ -	$ -	$ -	$ -
30	**Gas Other Storage Plant Total**			**$ 16,088**	**$ 16,088**	**$ 16,088**	**$ 16,088**	**$ -**	**$ 16,088**	**$ 16,088**	**$ 16,088**	**$ 16,088**
31												
32												
33	**Gas Transmission Plant**	365.1	Land And Land Rights	$ 6,635	$ 6,635	$ 6,635	$ 6,635	$ -	$ 6,635	$ 6,635	$ 6,635	$ 6,635
34		365.2	Right Of Way	$ 2,095,740	$ 2,102,220	$ 2,108,701	$ 2,115,181	$ -	$ 2,115,181	$ 2,115,181	$ 2,121,679	$ 2,128,177
35		366.1	Compressor Station Structure	$ 979,794	$ 982,042	$ 984,290	$ 986,537	$ -	$ 986,537	$ 986,537	$ 988,785	$ 991,033
36		366.2	Measuring Station Structure	$ 10,911	$ 10,964	$ 11,017	$ 11,070	$ -	$ 11,070	$ 11,070	$ 11,123	$ 11,176
37		366.3	Other Structures	$ 388,418	$ 389,320	$ 390,222	$ 391,124	$ -	$ 391,124	$ 391,124	$ 392,028	$ 392,932
38		367.0	Mains Bare Steel Pipe	$ 98,651	$ 93,440	$ 93,440	$ 93,440	$ -	$ 93,440	$ 93,440	$ 93,440	$ 93,440
39		367.1	Mains Wrapped Steel Pipe	$ 88,390,111	$ 88,760,360	$ 89,030,104	$ 89,412,979	$ -	$ 89,412,979	$ 89,412,979	$ 89,799,990	$ 90,187,001
40		367.2	Mains Other Equipment	$ 0	$ 301	$ 602	$ 902	$ -	$ 902	$ 902	$ 902	$ 902
41		367.3	Mains Other Equipment	$ 15,654,555	$ 15,783,119	$ 15,910,829	$ 16,036,526	$ -	$ 16,036,526	$ 16,036,526	$ 16,163,443	$ 16,290,361
42		367.4	Mains Anodes	$ 604,995	$ 612,576	$ 620,157	$ 627,739	$ -	$ 627,739	$ 627,739	$ 635,316	$ 642,894
43		367.5	Mains-Wrap Stl Pipe Brazos	$ 28,396	$ 29,748	$ 31,100	$ 32,453	$ -	$ 32,453	$ 32,453	$ 33,808	$ 35,163
44		367.6	Mains-Wrap Stl Pipe Brazos	$ 981,423	$ 981,423	$ 981,423	$ 981,423	$ -	$ 981,423	$ 981,423	$ 981,423	$ 981,423

Sponsored by NMGC Witness Erik C. Buchanan

630 Schedule C-1.1 Accum

NEW MEXICO GAS COMPANY, INC.

Accumulated Provision for Depreciation by Functional Classification
Base Period - 12 Months Ending March 31, 2023
Future Test Year - 12 Months Ending September 30, 2025

	A	B	C	V	W	X	Y	Z	AA	AB	AC	AD	AE
3	**Accumulated Reserve (1)**	**FERC Acct**	**Description**	**Balance 6/30/2023**	**Balance 7/31/2023**	**Balance 8/31/2023**	**Balance 9/30/2023**	**Balance 10/31/2023**	**Balance 11/30/2023**	**Balance 12/31/2023**	**Balance 1/31/2024**	**Balance 2/29/2024**	**Linkage Period 1 Ending 3/31/2024**
4													
5	**Gas Intangible Plant**	303.1	Intangible Plant Software @ 20%	$ 16,495,088	$ 16,495,088	$ 16,495,088	$ 16,495,088	$ 16,495,088	$ 16,495,088	$ 16,495,088	$ 16,495,088	$ 16,495,088	$ 16,495,088
6		303.2	Intangible Plant Software @ 10%	$ -	$ -	$ -	$ -	$ -	$ -	$ -	$ -	$ -	$ -
7		303.3	Intangible Plant Software @ 6.67%	$ 15,174,339	$ 15,423,544	$ 15,672,844	$ 15,922,459	$ 16,174,930	$ 16,427,545	$ 16,681,915	$ 16,936,826	$ 17,199,917	$ 17,463,008
8	**Gas Intangible Plant Total**			**$ 31,669,427**	**$ 31,918,631**	**$ 32,167,932**	**$ 32,417,547**	**$ 32,670,018**	**$ 32,922,632**	**$ 33,177,003**	**$ 33,431,914**	**$ 33,695,005**	**$ 33,958,096**
9													
10													
11	**Gas Production Plant**	325.4	Right Of Way	$ -	$ -	$ -	$ -	$ -	$ -	$ -	$ -	$ -	$ -
12		332.0	Field Lines, Bare Steel	$ -	$ -	$ -	$ -	$ -	$ -	$ -	$ -	$ -	$ -
13		332.1	Field Lines, Wrapped Steel	$ -	$ -	$ -	$ -	$ -	$ -	$ -	$ -	$ -	$ -
14		332.4	Field Lines, Other Equip	$ -	$ -	$ -	$ -	$ -	$ -	$ -	$ -	$ -	$ -
15		333.0	Field Compressor Sta Eq	$ -	$ -	$ -	$ -	$ -	$ -	$ -	$ -	$ -	$ -
16		334.0	Field Measuring/Regulating	$ -	$ -	$ -	$ -	$ -	$ -	$ -	$ -	$ -	$ -
17	**Gas Production Plant Total**			**$ -**	**$ -**	**$ -**	**$ -**	**$ -**	**$ -**	**$ -**	**$ -**	**$ -**	**$ -**
18													
19													
20	**Gas Other Storage Plant**	350.2	Right Of Way	$ -	$ -	$ -	$ -	$ -	$ -	$ -	$ -	$ -	$ -
21		351.1	Well Structures	$ -	$ -	$ -	$ -	$ -	$ -	$ -	$ -	$ -	$ -
22		351.4	Other Structures	$ -	$ -	$ -	$ -	$ -	$ -	$ -	$ -	$ -	$ -
23		352.2	Reservoirs	$ -	$ -	$ -	$ -	$ -	$ -	$ -	$ -	$ -	$ -
24		352.3	Nonrecoverable Natural Gas	$ -	$ -	$ -	$ -	$ -	$ -	$ -	$ -	$ -	$ -
25		352.4	Well Drilling Costs & Eq	$ -	$ -	$ -	$ -	$ -	$ -	$ -	$ -	$ -	$ -
26		353.0	Lines	$ -	$ -	$ -	$ -	$ -	$ -	$ -	$ -	$ -	$ -
27		354.0	Compressor Station Equip	$ -	$ -	$ -	$ -	$ -	$ -	$ -	$ -	$ -	$ -
28		355.0	Field Measuring/Regulating	$ 16,088	$ 16,088	$ 16,088	$ 16,088	$ 16,088	$ 16,088	$ 16,088	$ 16,088	$ 16,088	$ 16,088
29		357.0	Other Equipment	$ -	$ -	$ -	$ -	$ -	$ -	$ -	$ -	$ -	$ -
30	**Gas Other Storage Plant Total**			**$ 16,088**	**$ 16,088**	**$ 16,088**	**$ 16,088**	**$ 16,088**	**$ 16,088**	**$ 16,088**	**$ 16,088**	**$ 16,088**	**$ 16,088**
31													
32													
33	**Gas Transmission Plant**	365.1	Land And Land Rights	$ 6,635	$ 6,635	$ 6,635	$ 6,635	$ 6,635	$ 6,635	$ 6,635	$ 6,635	$ 6,635	$ 6,635
34		365.2	Right Of Way	$ 2,134,675	$ 2,141,173	$ 2,147,671	$ 2,153,094	$ 2,158,518	$ 2,163,942	$ 2,169,365	$ 2,174,789	$ 2,180,213	$ 2,185,636
35		366.1	Compressor Station Structure	$ 993,281	$ 995,529	$ 997,777	$ 999,575	$ 1,001,374	$ 1,003,172	$ 1,004,971	$ 1,006,769	$ 1,008,568	$ 1,010,366
36		366.2	Measuring Station Structure	$ 11,229	$ 11,282	$ 11,335	$ 11,387	$ 11,440	$ 11,493	$ 11,545	$ 11,598	$ 11,650	$ 11,703
37		366.3	Other Structures	$ 393,837	$ 394,741	$ 395,645	$ 396,353	$ 397,061	$ 397,769	$ 398,477	$ 399,185	$ 399,893	$ 400,601
38		367.0	Mains Bare Steel Pipe	$ 93,440	$ 93,440	$ 93,440	$ 93,440	$ 93,440	$ 93,440	$ 93,440	$ 93,440	$ 93,440	$ 93,440
39		367.1	Mains Wrapped Steel Pipe	$ 90,574,145	$ 90,976,092	$ 91,379,531	$ 91,736,847	$ 92,095,335	$ 92,455,593	$ 92,819,950	$ 93,187,238	$ 93,562,969	$ 93,938,700
40		367.2	Mains Other Equipment	$ 902	$ 902	$ 902	$ 902	$ 902	$ 902	$ 902	$ 902	$ 902	$ 902
41		367.3	Mains Other Equipment	$ 16,417,278	$ 16,544,196	$ 16,671,113	$ 16,791,901	$ 16,912,689	$ 17,033,477	$ 17,154,265	$ 17,275,053	$ 17,395,841	$ 17,516,629
42		367.4	Mains Anodes	$ 650,472	$ 658,049	$ 665,627	$ 695,462	$ 725,296	$ 755,131	$ 784,966	$ 814,800	$ 844,635	$ 874,470
43		367.5	Mains-Wrap Stl Pipe Brazos	$ 36,519	$ 37,874	$ 39,230	$ 40,429	$ 41,628	$ 42,827	$ 44,027	$ 45,226	$ 46,425	$ 47,625
44		367.6	Mains-Wrap Stl Pipe Brazos	$ 981,423	$ 981,423	$ 981,423	$ 981,423	$ 981,423	$ 981,423	$ 981,423	$ 981,423	$ 981,423	$ 981,423

NEW MEXICO GAS COMPANY, INC.

Accumulated Provision for Depreciation by Functional Classification
Base Period - 12 Months Ending March 31, 2023
Future Test Year - 12 Months Ending September 30, 2025

	A	B	C	AF	AG	AH	AI	AJ	AK	AL	AM	AN	AO
3	**Accumulated Reserve (1)**	**FERC Acct**	**Description**	**Balance 4/30/2024**	**Balance 5/31/2024**	**Balance 6/30/2024**	**Balance 7/31/2024**	**Balance 8/31/2024**	**Linkage Period2 Ending 9/30/2024**	**Future Test Year Beginning Balance 9/30/2024**	**Balance 10/31/2024**	**Balance 11/30/2024**	**Balance 12/31/2024**
4													
5	**Gas Intangible Plant**	303.1	Intangible Plant Software @ 20%	$ 16,495,088	$ 16,495,088	$ 16,495,088	$ 16,495,088	$ 16,495,088	$ 16,495,088	$ 16,495,088	$ 16,495,088	$ 16,495,088	$ 16,495,088
6		303.2	Intangible Plant Software @ 10%	$ -	$ -	$ -	$ -	$ -	$ -	$ -	$ -	$ -	$ -
7		303.3	Intangible Plant Software @ 6.67%	$ 17,726,099	$ 17,989,191	$ 18,252,282	$ 18,515,373	$ 18,778,464	$ 19,041,555	$ 19,041,555	$ 19,304,646	$ 19,723,340	$ 20,142,035
8	**Gas Intangible Plant Total**			**$ 34,221,187**	**$ 34,484,278**	**$ 34,747,369**	**$ 35,010,460**	**$ 35,273,552**	**$ 35,536,643**	**$ 35,536,643**	**$ 35,799,734**	**$ 36,218,428**	**$ 36,637,122**
9													
10													
11	**Gas Production Plant**	325.4	Right Of Way	$ -	$ -	$ -	$ -	$ -	$ -	$ -	$ -	$ -	$ -
12		332.0	Field Lines, Bare Steel	$ -	$ -	$ -	$ -	$ -	$ -	$ -	$ -	$ -	$ -
13		332.1	Field Lines, Wrapped Steel	$ -	$ -	$ -	$ -	$ -	$ -	$ -	$ -	$ -	$ -
14		332.4	Field Lines, Other Equip	$ -	$ -	$ -	$ -	$ -	$ -	$ -	$ -	$ -	$ -
15		333.0	Field Compressor Sta Eq	$ -	$ -	$ -	$ -	$ -	$ -	$ -	$ -	$ -	$ -
16		334.0	Field Measuring/Regulating	$ -	$ -	$ -	$ -	$ -	$ -	$ -	$ -	$ -	$ -
17	**Gas Production Plant Total**			**$ -**	**$ -**	**$ -**	**$ -**	**$ -**	**$ -**	**$ -**	**$ -**	**$ -**	**$ -**
18													
19													
20	**Gas Other Storage Plant**	350.2	Right Of Way	$ -	$ -	$ -	$ -	$ -	$ -	$ -	$ -	$ -	$ -
21		351.1	Well Structures	$ -	$ -	$ -	$ -	$ -	$ -	$ -	$ -	$ -	$ -
22		351.4	Other Structures	$ -	$ -	$ -	$ -	$ -	$ -	$ -	$ -	$ -	$ -
23		352.2	Reservoirs	$ -	$ -	$ -	$ -	$ -	$ -	$ -	$ -	$ -	$ -
24		352.3	Nonrecoverable Natural Gas	$ -	$ -	$ -	$ -	$ -	$ -	$ -	$ -	$ -	$ -
25		352.4	Well Drilling Costs & Eq	$ -	$ -	$ -	$ -	$ -	$ -	$ -	$ -	$ -	$ -
26		353.0	Lines	$ -	$ -	$ -	$ -	$ -	$ -	$ -	$ -	$ -	$ -
27		354.0	Compressor Station Equip	$ -	$ -	$ -	$ -	$ -	$ -	$ -	$ -	$ -	$ -
28		355.0	Field Measuring/Regulating	$ 16,088	$ 16,088	$ 16,088	$ 16,088	$ 16,088	$ 16,088	$ 16,088	$ 16,088	$ 16,088	$ 16,088
29		357.0	Other Equipment	$ -	$ -	$ -	$ -	$ -	$ -	$ -	$ -	$ -	$ -
30	**Gas Other Storage Plant Total**			**$ 16,088**	**$ 16,088**	**$ 16,088**	**$ 16,088**	**$ 16,088**	**$ 16,088**	**$ 16,088**	**$ 16,088**	**$ 16,088**	**$ 16,088**
31													
32													
33	**Gas Transmission Plant**	365.1	Land And Land Rights	$ 6,635	$ 6,635	$ 6,635	$ 6,635	$ 6,635	$ 6,635	$ 6,635	$ 6,635	$ 6,635	$ 6,635
34		365.2	Right Of Way	$ 2,191,060	$ 2,196,484	$ 2,201,907	$ 2,207,331	$ 2,212,755	$ 2,218,179	$ 2,218,179	$ 2,223,602	$ 2,229,026	$ 2,234,450
35		366.1	Compressor Station Structure	$ 1,012,164	$ 1,013,963	$ 1,015,761	$ 1,017,560	$ 1,019,358	$ 1,021,157	$ 1,021,157	$ 1,022,955	$ 1,024,754	$ 1,026,552
36		366.2	Measuring Station Structure	$ 11,756	$ 11,808	$ 11,861	$ 11,914	$ 11,966	$ 12,019	$ 12,019	$ 12,072	$ 12,124	$ 12,177
37		366.3	Other Structures	$ 401,309	$ 402,017	$ 402,725	$ 403,433	$ 404,141	$ 404,849	$ 404,849	$ 405,557	$ 406,265	$ 406,973
38		367.0	Mains Bare Steel Pipe	$ 93,440	$ 93,440	$ 93,440	$ 93,440	$ 93,440	$ 93,440	$ 93,440	$ 93,440	$ 93,440	$ 93,440
39		367.1	Mains Wrapped Steel Pipe	$ 94,314,430	$ 94,690,161	$ 95,065,891	$ 95,445,101	$ 95,825,674	$ 96,208,232	$ 96,208,232	$ 96,592,275	$ 96,976,318	$ 97,362,899
40		367.2	Mains Other Equipment	$ 902	$ 902	$ 902	$ 902	$ 902	$ 902	$ 902	$ 902	$ 902	$ 902
41		367.3	Mains Other Equipment	$ 17,637,417	$ 17,758,205	$ 17,878,993	$ 17,999,781	$ 18,120,569	$ 18,241,357	$ 18,241,357	$ 18,362,145	$ 18,482,933	$ 18,603,721
42		367.4	Mains Anodes	$ 904,305	$ 934,139	$ 963,974	$ 993,809	$ 1,023,643	$ 1,053,478	$ 1,053,478	$ 1,083,313	$ 1,113,147	$ 1,142,982
43		367.5	Mains-Wrap Stl Pipe Brazos	$ 48,824	$ 50,023	$ 51,222	$ 52,422	$ 53,621	$ 54,820	$ 54,820	$ 56,019	$ 57,219	$ 58,418
44		367.6	Mains-Wrap Stl Pipe Brazos	$ 981,423	$ 981,423	$ 981,423	$ 981,423	$ 981,423	$ 981,423	$ 981,423	$ 981,423	$ 981,423	$ 981,423

NEW MEXICO GAS COMPANY, INC.

Accumulated Provision for Depreciation by Functional Classification
Base Period - 12 Months Ending March 31, 2023
Future Test Year - 12 Months Ending September 30, 2025

	A	B	C	AP	AQ	AR	AS	AT	AU	AV	AW	AX	AY
3	**Accumulated Reserve (1)**	**FERC Acct**	**Description**	**Balance 1/31/2025**	**Balance 2/28/2025**	**Balance 3/31/2025**	**Balance 4/30/2025**	**Balance 5/31/2025**	**Balance 6/30/2025**	**Balance 7/31/2025**	**Balance 8/31/2025**	**Future Test Year Ending 9/30/2025**	**13-month Average Adjustment**
4													
5	**Gas Intangible Plant**	303.1	Intangible Plant Software @ 20%	$ 16,495,088	$ 16,495,088	$ 16,495,088	$ 16,495,088	$ 16,495,088	$ 16,495,088	$ 16,495,088	$ 16,495,088	$ 16,495,088	$ -
6		303.2	Intangible Plant Software @ 10%	$ -	$ -	$ -	$ -	$ -	$ -	$ -	$ -	$ -	$ -
7		303.3	Intangible Plant Software @ 6.67%	$ 20,560,729	$ 21,046,813	$ 21,532,898	$ 22,018,983	$ 22,505,067	$ 23,009,175	$ 23,513,522	$ 24,017,869	$ 24,522,216	$ (2,911,535)
8	**Gas Intangible Plant Total**			**$ 37,055,817**	**$ 37,541,901**	**$ 38,027,986**	**$ 38,514,070**	**$ 39,000,155**	**$ 39,504,262**	**$ 40,008,609**	**$ 40,512,956**	**$ 41,017,303**	**$ (2,911,535)**
9													
10													
11	**Gas Production Plant**	325.4	Right Of Way	$ -	$ -	$ -	$ -	$ -	$ -	$ -	$ -	$ -	$ -
12		332.0	Field Lines, Bare Steel	$ -	$ -	$ -	$ -	$ -	$ -	$ -	$ -	$ -	$ -
13		332.1	Field Lines, Wrapped Steel	$ -	$ -	$ -	$ -	$ -	$ -	$ -	$ -	$ -	$ -
14		332.4	Field Lines, Other Equip	$ -	$ -	$ -	$ -	$ -	$ -	$ -	$ -	$ -	$ -
15		333.0	Field Compressor Sta Eq	$ -	$ -	$ -	$ -	$ -	$ -	$ -	$ -	$ -	$ -
16		334.0	Field Measuring/Regulating	$ -	$ -	$ -	$ -	$ -	$ -	$ -	$ -	$ -	$ -
17	**Gas Production Plant Total**			**$ -**	**$ -**	**$ -**	**$ -**	**$ -**	**$ -**	**$ -**	**$ -**	**$ -**	**$ -**
18													
19													
20	**Gas Other Storage Plant**	350.2	Right Of Way	$ -	$ -	$ -	$ -	$ -	$ -	$ -	$ -	$ -	$ -
21		351.1	Well Structures	$ -	$ -	$ -	$ -	$ -	$ -	$ -	$ -	$ -	$ -
22		351.4	Other Structures	$ -	$ -	$ -	$ -	$ -	$ -	$ -	$ -	$ -	$ -
23		352.2	Reservoirs	$ -	$ -	$ -	$ -	$ -	$ -	$ -	$ -	$ -	$ -
24		352.3	Nonrecoverable Natural Gas	$ -	$ -	$ -	$ -	$ -	$ -	$ -	$ -	$ -	$ -
25		352.4	Well Drilling Costs & Eq	$ -	$ -	$ -	$ -	$ -	$ -	$ -	$ -	$ -	$ -
26		353.0	Lines	$ -	$ -	$ -	$ -	$ -	$ -	$ -	$ -	$ -	$ -
27		354.0	Compressor Station Equip	$ -	$ -	$ -	$ -	$ -	$ -	$ -	$ -	$ -	$ -
28		355.0	Field Measuring/Regulating	$ 16,088	$ 16,088	$ 16,088	$ 16,088	$ 16,088	$ 16,088	$ 16,088	$ 16,088	$ 16,088	$ -
29		357.0	Other Equipment	$ -	$ -	$ -	$ -	$ -	$ -	$ -	$ -	$ -	$ -
30	**Gas Other Storage Plant Total**			**$ 16,088**	**$ 16,088**	**$ 16,088**	**$ 16,088**	**$ 16,088**	**$ 16,088**	**$ 16,088**	**$ 16,088**	**$ 16,088**	**$ -**
31													
32													
33	**Gas Transmission Plant**	365.1	Land And Land Rights	$ 6,635	$ 6,635	$ 6,635	$ 6,635	$ 6,635	$ 6,635	$ 6,635	$ 6,635	$ 6,635	$ -
34		365.2	Right Of Way	$ 2,239,873	$ 2,245,297	$ 2,250,721	$ 2,256,144	$ 2,261,568	$ 2,266,992	$ 2,272,415	$ 2,277,839	$ 2,283,263	$ (32,542)
35		366.1	Compressor Station Structure	$ 1,028,351	$ 1,030,149	$ 1,031,948	$ 1,033,746	$ 1,035,545	$ 1,037,343	$ 1,039,141	$ 1,040,940	$ 1,042,738	$ (10,791)
36		366.2	Measuring Station Structure	$ 12,229	$ 12,282	$ 12,335	$ 12,387	$ 12,440	$ 12,493	$ 12,545	$ 12,598	$ 12,650	$ (316)
37		366.3	Other Structures	$ 407,681	$ 408,390	$ 409,098	$ 409,806	$ 410,514	$ 411,222	$ 411,930	$ 412,638	$ 413,346	$ (4,248)
38		367.0	Mains Bare Steel Pipe	$ 93,440	$ 93,440	$ 93,440	$ 93,440	$ 93,440	$ 93,440	$ 93,440	$ 93,440	$ 93,440	$ -
39		367.1	Mains Wrapped Steel Pipe	$ 97,761,998	$ 98,167,376	$ 98,572,754	$ 98,978,132	$ 99,383,661	$ 99,789,889	$ 100,196,817	$ 100,603,821	$ 101,016,321	$ (2,430,899)
40		367.2	Mains Other Equipment	$ 902	$ 902	$ 902	$ 902	$ 902	$ 902	$ 902	$ 902	$ 902	$ -
41		367.3	Mains Other Equipment	$ 18,724,509	$ 18,845,297	$ 18,966,085	$ 19,086,873	$ 19,207,661	$ 19,328,449	$ 19,449,237	$ 19,570,025	$ 19,690,813	$ (724,728)
42		367.4	Mains Anodes	$ 1,172,817	$ 1,202,651	$ 1,232,486	$ 1,262,321	$ 1,292,155	$ 1,321,990	$ 1,351,825	$ 1,381,659	$ 1,411,494	$ (179,008)
43		367.5	Mains-Wrap Stl Pipe Brazos	$ 59,617	$ 60,816	$ 62,016	$ 63,215	$ 64,414	$ 65,613	$ 66,813	$ 68,012	$ 69,211	$ (7,196)
44		367.6	Mains-Wrap Stl Pipe Brazos	$ 981,423	$ 981,423	$ 981,423	$ 981,423	$ 981,423	$ 981,423	$ 981,423	$ 981,423	$ 981,423	$ -

NEW MEXICO GAS COMPANY, INC.

Accumulated Provision for Depreciation by Functional Classification
Base Period - 12 Months Ending March 31, 2023
Future Test Year - 12 Months Ending September 30, 2025

	A	B	C	AZ	BA	BB	BC	BD	BE
3	**Accumulated Reserve (1)**	**FERC Acct**	**Description**	**Other Test Period Adjustments**	**Adjusted Future Test Year Ending 9/30/2025**		**Adjusted Base and Test Periods Variance**	**Test Period to Adjusted Base Period Variance - %**	**Rule 630 Schedule or Workpaper Ref.**
4									
5	**Gas Intangible Plant**	303.1	Intangible Plant Software @ 20%		$ 16,495,088		$ -	0.0%	WP Plant 6 Accum Res Balances
6		303.2	Intangible Plant Software @ 10%		$ -		$ -	0.0%	WP Plant 6 Accum Res Balances
7		303.3	Intangible Plant Software @ 6.67%		$ 21,610,681		$ 7,123,981	49.2%	WP Plant 6 Accum Res Balances
8	**Gas Intangible Plant Total**			**$ -**	**$ 38,105,768**		**$ 7,123,981**	**23.0%**	
9									
10									
11	**Gas Production Plant**	325.4	Right Of Way	$ -	$ -		$ -	0.0%	WP Plant 6 Accum Res Balances
12		332.0	Field Lines, Bare Steel	$ -	$ -		$ -	0.0%	WP Plant 6 Accum Res Balances
13		332.1	Field Lines, Wrapped Steel	$ -	$ -		$ -	0.0%	WP Plant 6 Accum Res Balances
14		332.4	Field Lines, Other Equip	$ -	$ -		$ -	0.0%	WP Plant 6 Accum Res Balances
15		333.0	Field Compressor Sta Eq	$ -	$ -		$ -	0.0%	WP Plant 6 Accum Res Balances
16		334.0	Field Measuring/Regulating	$ -	$ -		$ -	0.0%	WP Plant 6 Accum Res Balances
17	**Gas Production Plant Total**			**$ -**	**$ -**		**$ -**	**0.0%**	
18									
19									
20	**Gas Other Storage Plant**	350.2	Right Of Way		$ -		$ -	0.0%	WP Plant 6 Accum Res Balances
21		351.1	Well Structures		$ -		$ -	0.0%	WP Plant 6 Accum Res Balances
22		351.4	Other Structures		$ -		$ -	0.0%	WP Plant 6 Accum Res Balances
23		352.2	Reservoirs		$ -		$ -	0.0%	WP Plant 6 Accum Res Balances
24		352.3	Nonrecoverable Natural Gas		$ -		$ -	0.0%	WP Plant 6 Accum Res Balances
25		352.4	Well Drilling Costs & Eq		$ -		$ -	0.0%	WP Plant 6 Accum Res Balances
26		353.0	Lines		$ -		$ -	0.0%	WP Plant 6 Accum Res Balances
27		354.0	Compressor Station Equip		$ -		$ -	0.0%	WP Plant 6 Accum Res Balances
28		355.0	Field Measuring/Regulating		$ 16,088		$ -	0.0%	WP Plant 6 Accum Res Balances
29		357.0	Other Equipment		$ -		$ -	0.0%	WP Plant 6 Accum Res Balances
30	**Gas Other Storage Plant Total**			**$ -**	**$ 16,088**		**$ -**	**0.0%**	
31									
32									
33	**Gas Transmission Plant**	365.1	Land And Land Rights		$ 6,635		$ -	0.0%	WP Plant 6 Accum Res Balances
34		365.2	Right Of Way		$ 2,250,721		$ 135,540	6.4%	WP Plant 6 Accum Res Balances
35		366.1	Compressor Station Structure		$ 1,031,948		$ 45,410	4.6%	WP Plant 6 Accum Res Balances
36		366.2	Measuring Station Structure		$ 12,335		$ 1,265	11.4%	WP Plant 6 Accum Res Balances
37		366.3	Other Structures		$ 409,098		$ 17,974	4.6%	WP Plant 6 Accum Res Balances
38		367.0	Mains Bare Steel Pipe		$ 93,440		$ (0)	0.0%	WP Plant 6 Accum Res Balances
39		367.1	Mains Wrapped Steel Pipe		$ 98,585,422		$ 9,172,443	10.3%	WP Plant 6 Accum Res Balances
40		367.2	Mains Other Equipment		$ 902		$ -	0.0%	WP Plant 6 Accum Res Balances
41		367.3	Mains Other Equipment		$ 18,966,085		$ 2,929,559	18.3%	WP Plant 6 Accum Res Balances
42		367.4	Mains Anodes		$ 1,232,486		$ 604,747	96.3%	WP Plant 6 Accum Res Balances
43		367.5	Mains-Wrap Stl Pipe Brazos		$ 62,016		$ 29,563	91.1%	WP Plant 6 Accum Res Balances
44		367.6	Mains-Wrap Stl Pipe Brazos		$ 981,423		$ -	0.0%	WP Plant 6 Accum Res Balances

NEW MEXICO GAS COMPANY, INC.

Accumulated Provision for Depreciation by Functional Classification
Base Period - 12 Months Ending March 31, 2023
Future Test Year - 12 Months Ending September 30, 2025

	A	B	C	D	E	F	G	H	I	J	K	L
3	**Accumulated Reserve (1)**	**FERC Acct**	**Description**	**Base Period Beginning Balance 3/31/2022**	**Balance 4/30/2022**	**Balance 5/31/2022**	**Balance 6/30/2022**	**Balance 7/31/2022**	**Balance 8/31/2022**	**Balance 9/30/2022**	**Balance 10/31/2022**	**Balance 11/30/2022**
45		368.0	Compressor Station Equipment	$ 10,926,314	$ 10,988,488	$ 11,050,663	$ 11,112,838	$ 11,175,519	$ 11,235,878	$ 11,298,629	$ 11,351,035	$ 11,414,022
46		369.0	Field Measuring & Regulating	$ 12,461,155	$ 12,556,176	$ 12,640,003	$ 12,580,152	$ 12,182,126	$ 12,278,974	$ 12,377,287	$ 12,475,600	$ 12,190,138
47		369.1	Williams Fld Mea & Reg 100%	$ 7,750	$ 7,817	$ 7,883	$ 7,949	$ 8,015	$ 8,082	$ 8,148	$ 8,214	$ 8,280
48		369.1	Wms Impaired Fld Mea/Reg	$ (2,127)	$ (2,150)	$ (2,173)	$ (2,196)	$ (2,219)	$ (2,242)	$ (2,265)	$ (2,288)	$ (2,311)
49		369.1	Wms HL Imp Fld Mea/Reg	$ -	$ -	$ -	$ -	$ -	$ -	$ -	$ -	$ -
50		369.1	Field Meas & Reg Brazos	$ 399,351	$ 399,351	$ 399,351	$ 399,351	$ 399,351	$ 399,351	$ 399,351	$ 399,351	$ 399,351
51		371.0	Other Equipment	$ 155,370	$ 155,922	$ 156,473	$ 157,025	$ 157,577	$ 158,129	$ 158,680	$ 159,232	$ 159,784
52	**Gas Transmission Plant Total**			**$ 129,261,289**	**$ 129,934,660**	**$ 130,598,498**	**$ 131,117,534**	**$ 131,199,838**	**$ 131,871,957**	**$ 132,683,186**	**$ 133,352,886**	**$ 133,651,489**
53												
54												
55	**Gas Distribution Plant**	374.1	Land	$ -	$ -	$ -	$ -	$ -	$ -	$ -	$ -	$ -
56		374.20	Land Rights	$ 207,545	$ 207,986	$ 208,428	$ 208,869	$ 209,311	$ 209,752	$ 210,194	$ 210,635	$ 211,077
57		374.30	Williams Land Rights 100%	$ 289	$ 290	$ 292	$ 293	$ 295	$ 296	$ 298	$ 299	$ 301
58		374.31	Wms Impaired Land Rights	$ (78)	$ (78)	$ (79)	$ (79)	$ (80)	$ (81)	$ (81)	$ (82)	$ (82)
59		374.32	Wms HL Imp Land Rights	$ -	$ -	$ -	$ -	$ -	$ -	$ -	$ -	$ -
60		375.00	Structures & Improvement	$ 175,585	$ 176,632	$ 177,678	$ 178,725	$ 179,772	$ 180,818	$ 181,865	$ 182,191	$ 183,238
61		376.00	Mains Bare Steel Pipe	$ 2,484,211	$ 2,484,211	$ 2,484,211	$ 2,480,628	$ 2,475,776	$ 2,475,776	$ 2,475,715	$ 2,473,937	$ 2,473,937
62		376.10	Mains Wrapped Steel Pipe	$ 82,574,883	$ 82,795,552	$ 83,008,519	$ 83,184,676	$ 83,336,210	$ 83,545,089	$ 83,601,620	$ 83,816,131	$ 84,039,036
63		376.20	Mains Plastic Pipe	$ 101,569,020	$ 101,805,665	$ 102,171,043	$ 102,363,349	$ 102,734,691	$ 103,107,354	$ 103,360,648	$ 103,733,117	$ 104,111,429
64		376.30	Mains Cathodic Protection	$ 531,854	$ 532,354	$ 532,867	$ 502,219	$ 502,559	$ 503,056	$ 503,553	$ 504,050	$ 504,547
65		376.40	Mains Other Equipment	$ 2,036,346	$ 2,055,180	$ 2,076,855	$ 2,064,742	$ 2,045,084	$ 2,066,262	$ 2,087,439	$ 2,103,735	$ 2,124,885
66		376.50	Mains Anodes	$ 4,390,695	$ 4,463,316	$ 4,535,938	$ 4,608,560	$ 4,683,320	$ 4,758,080	$ 4,832,840	$ 4,910,450	$ 4,988,060
67		376.60	Williams Wrpd Steel 100%	$ 8,559	$ 8,659	$ 8,760	$ 8,860	$ 8,960	$ 9,061	$ 9,161	$ 9,261	$ 9,362
68		376.61	Wms Impaired Wrpd Steel	$ (2,775)	$ (2,809)	$ (2,844)	$ (2,879)	$ (2,914)	$ (2,949)	$ (2,983)	$ (3,018)	$ (3,053)
69		376.62	Wms HL Imp Wrpd Steel	$ -	$ -	$ -	$ -	$ -	$ -	$ -	$ -	$ -
70		376.63	IMP - Mains Wrpd Steel	$ -	$ -	$ -	$ -	$ -	$ -	$ -	$ -	$ -
71		376.70	Williams Mains Plastic 100%	$ 543,642	$ 547,686	$ 551,729	$ 555,772	$ 559,816	$ 563,859	$ 567,902	$ 571,946	$ 575,989
72		376.71	Wms Impaired Mains Plastic	$ (164,869)	$ (166,270)	$ (167,671)	$ (169,071)	$ (170,472)	$ (171,873)	$ (173,274)	$ (174,675)	$ (176,076)
73		376.72	Wms HL Imp Mains Plastic	$ -	$ -	$ -	$ -	$ -	$ -	$ -	$ -	$ -
74		376.73	IMP - Mains Plastic	$ -	$ -	$ -	$ -	$ 1,323	$ 2,646	$ 4,182	$ 5,720	$ 7,526
75		376.80	Williams Other Equip 100%	$ 803	$ 811	$ 819	$ 826	$ 834	$ 842	$ 850	$ 858	$ 865
76		376.81	Wms Impaired Other Equip	$ (252)	$ (254)	$ (257)	$ (260)	$ (262)	$ (265)	$ (268)	$ (271)	$ (273)
77		376.82	Wms HL Imp Other Equip	$ -	$ -	$ -	$ -	$ -	$ -	$ -	$ -	$ -
78		376.90	Williams Mains Anodes 100%	$ 508	$ 514	$ 519	$ 524	$ 529	$ 534	$ 539	$ 544	$ 550
79		376.91	Williams Impaired Anodes	$ (160)	$ (161)	$ (163)	$ (165)	$ (167)	$ (169)	$ (170)	$ (172)	$ (174)
80		376.92	Wms HL Impaired Anodes	$ -	$ -	$ -	$ -	$ -	$ -	$ -	$ -	$ -
81		377.00	Compressor Station Equipment	$ -	$ -	$ -	$ -	$ -	$ -	$ -	$ -	$ -
82		378.00	Field Measuring & Regulating	$ 6,337,897	$ 6,338,789	$ 6,206,059	$ 6,235,233	$ 6,271,876	$ 6,317,292	$ 6,347,152	$ 6,389,836	$ 6,428,838
83		378.10	Field Meas & Reg Brazos	$ 18,831	$ 18,831	$ 18,831	$ 18,831	$ 18,831	$ 18,831	$ 18,831	$ 18,831	$ 18,831
84		379.00	Field Measuring & Regulating	$ 1,181,549	$ 1,323,618	$ 1,332,477	$ 1,334,424	$ 1,343,568	$ 1,352,712	$ 1,357,448	$ 1,365,179	$ 1,374,310
85		380.00	Services Plastic Pipe	$ 137,814,688	$ 138,367,860	$ 138,921,652	$ 139,456,138	$ 140,015,267	$ 140,575,453	$ 140,854,095	$ 141,418,429	$ 141,982,662
86		380.10	Services Steel Pipe	$ 1,882,040	$ 1,917,733	$ 1,953,758	$ 1,981,143	$ 2,017,618	$ 2,054,620	$ 1,991,125	$ 2,028,303	$ 2,065,983
87		380.11	Srv, Bare Steel Pipe<2000	$ 35,109,870	$ 35,109,870	$ 35,109,870	$ 35,093,116	$ 35,087,900	$ 35,087,900	$ 35,081,507	$ 35,081,507	$ 35,081,507
88		380.13	IMP - Services Wrpd Steel	$ -	$ -	$ -	$ -	$ -	$ -	$ -	$ 441	$ 881

Sponsored by NMGC Witness Erik C. Buchanan

630 Schedule C-1.1 Accum

NEW MEXICO GAS COMPANY, INC.

Accumulated Provision for Depreciation by Functional Classification
Base Period - 12 Months Ending March 31, 2023
Future Test Year - 12 Months Ending September 30, 2025

	A	B	C	M	N	O	P	Q	R	S	T	U
3	**Accumulated Reserve (1)**	**FERC Acct**	**Description**	**Balance 12/31/2022**	**Balance 1/31/2023**	**Balance 2/28/2023**	**Base Period Ending 3/31/2023**	**Placeholder**	**Adjusted Base Period Ending Balance**	**Linkage Period Beginning Balance 3/31/2023**	**Balance 4/30/2023**	**Balance 5/31/2023**
45		368.0	Compressor Station Equipment	$ 11,479,464	$ 11,544,982	$ 11,610,499	$ 11,676,017	$ -	$ 11,676,017	$ 11,676,017	$ 11,741,579	$ 11,807,141
46		369.0	Field Measuring & Regulating	$ 11,460,634	$ 11,487,256	$ 11,587,174	$ 11,523,319	$ -	$ 11,523,319	$ 11,523,319	$ 11,626,462	$ 11,729,608
47		369.1	Williams Fld Mea & Reg 100%	$ 8,347	$ 8,413	$ 8,479	$ 8,546	$ -	$ 8,546	$ 8,546	$ 8,612	$ 8,678
48		369.1	Wms Impaired Fld Mea/Reg	$ (2,334)	$ (2,357)	$ (2,380)	$ (2,403)	$ -	$ (2,403)	$ (2,403)	$ (2,426)	$ (2,449)
49		369.1	Wms HL Imp Fld Mea/Reg	$ -	$ -	$ -	$ -	$ -	$ -	$ -	$ -	$ -
50		369.1	Field Meas & Reg Brazos	$ 399,351	$ 390,238	$ 390,238	$ 390,238	$ -	$ 390,238	$ 390,238	$ 390,238	$ 390,238
51		371.0	Other Equipment	$ 160,336	$ 160,887	$ 161,439	$ 161,991	$ -	$ 161,991	$ 161,991	$ 162,543	$ 163,096
52	**Gas Transmission Plant Total**			**$ 132,745,426**	**$ 133,341,568**	**$ 133,923,970**	**$ 134,453,715**	**$ -**	**$ 134,453,715**	**$ 134,453,715**	**$ 135,155,580**	**$ 135,857,450**
53												
54												
55	**Gas Distribution Plant**	374.1	Land	$ -	$ -	$ -	$ -	$ -	$ -	$ -	$ -	$ -
56		374.20	Land Rights	$ 211,518	$ 211,960	$ 212,401	$ 212,842	$ -	$ 212,842	$ 212,842	$ 213,285	$ 213,728
57		374.30	Williams Land Rights 100%	$ 302	$ 304	$ 305	$ 307	$ -	$ 307	$ 307	$ 308	$ 310
58		374.31	Wms Impaired Land Rights	$ (83)	$ (83)	$ (84)	$ (84)	$ -	$ (84)	$ (84)	$ (85)	$ (85)
59		374.32	Wms HL Imp Land Rights	$ -	$ -	$ -	$ -	$ -	$ -	$ -	$ -	$ -
60		375.00	Structures & Improvement	$ 184,284	$ 185,331	$ 186,439	$ 187,485	$ -	$ 187,485	$ 187,485	$ 188,530	$ 189,575
61		376.00	Mains Bare Steel Pipe	$ 2,424,830	$ 2,411,598	$ 2,411,534	$ 2,411,534	$ -	$ 2,411,534	$ 2,411,534	$ 2,411,534	$ 2,320,212
62		376.10	Mains Wrapped Steel Pipe	$ 84,233,401	$ 84,425,579	$ 84,610,086	$ 85,063,400	$ -	$ 85,063,400	$ 85,063,400	$ 85,286,393	$ 85,509,464
63		376.20	Mains Plastic Pipe	$ 104,343,286	$ 104,718,394	$ 105,103,834	$ 103,217,354	$ -	$ 103,217,354	$ 103,217,354	$ 103,606,559	$ 103,996,247
64		376.30	Mains Cathodic Protection	$ 505,043	$ 505,540	$ 506,037	$ 506,534	$ -	$ 506,534	$ 506,534	$ 507,033	$ 507,532
65		376.40	Mains Other Equipment	$ 2,141,507	$ 2,151,490	$ 2,166,639	$ 2,184,844	$ -	$ 2,184,844	$ 2,184,844	$ 2,206,935	$ 2,229,090
66		376.50	Mains Anodes	$ 5,065,670	$ 5,146,296	$ 5,227,185	$ 5,307,989	$ -	$ 5,307,989	$ 5,307,989	$ 5,392,945	$ 5,477,901
67		376.60	Williams Wrpd Steel 100%	$ 9,462	$ 9,563	$ 9,663	$ 9,763	$ -	$ 9,763	$ 9,763	$ 9,864	$ 9,964
68		376.61	Wms Impaired Wrpd Steel	$ (3,088)	$ (3,122)	$ (3,157)	$ (3,192)	$ -	$ (3,192)	$ (3,192)	$ (3,227)	$ (3,262)
69		376.62	Wms HL Imp Wrpd Steel	$ -	$ -	$ -	$ -	$ -	$ -	$ -	$ -	$ -
70		376.63	IMP - Mains Wrpd Steel	$ -	$ 4,531	$ 9,082	$ 13,395	$ -	$ 13,395	$ 13,395	$ 17,717	$ 22,039
71		376.70	Williams Mains Plastic 100%	$ 580,032	$ 584,075	$ 588,119	$ 592,162	$ -	$ 592,162	$ 592,162	$ 596,212	$ 600,262
72		376.71	Wms Impaired Mains Plastic	$ (177,477)	$ (178,878)	$ (180,279)	$ (181,680)	$ -	$ (181,680)	$ (181,680)	$ (183,083)	$ (184,486)
73		376.72	Wms HL Imp Mains Plastic	$ -	$ -	$ -	$ -	$ -	$ -	$ -	$ -	$ -
74		376.73	IMP - Mains Plastic	$ 9,180	$ 11,871	$ 14,566	$ 17,262	$ -	$ 17,262	$ 17,262	$ 19,964	$ 22,665
75		376.80	Williams Other Equip 100%	$ 873	$ 881	$ 889	$ 897	$ -	$ 897	$ 897	$ 904	$ 912
76		376.81	Wms Impaired Other Equip	$ (276)	$ (279)	$ (281)	$ (284)	$ -	$ (284)	$ (284)	$ (287)	$ (290)
77		376.82	Wms HL Imp Other Equip	$ -	$ -	$ -	$ -	$ -	$ -	$ -	$ -	$ -
78		376.90	Williams Mains Anodes 100%	$ 555	$ 560	$ 565	$ 570	$ -	$ 570	$ 570	$ 575	$ 581
79		376.91	Williams Impaired Anodes	$ (176)	$ (178)	$ (179)	$ (181)	$ -	$ (181)	$ (181)	$ (183)	$ (185)
80		376.92	Wms HL Impaired Anodes	$ -	$ -	$ -	$ -	$ -	$ -	$ -	$ -	$ -
81		377.00	Compressor Station Equipment	$ -	$ -	$ -	$ -	$ -	$ -	$ -	$ -	$ -
82		378.00	Field Measuring & Regulating	$ 6,414,994	$ 6,434,395	$ 6,482,196	$ 6,514,760	$ -	$ 6,514,760	$ 6,514,760	$ 6,566,517	$ 6,618,274
83		378.10	Field Meas & Reg Brazos	$ 18,831	$ 18,831	$ 18,831	$ 18,831	$ -	$ 18,831	$ 18,831	$ 18,831	$ 18,831
84		379.00	Field Measuring & Regulating	$ 1,383,440	$ 1,384,028	$ 1,376,261	$ 1,385,329	$ -	$ 1,385,329	$ 1,385,329	$ 1,394,391	$ 1,403,453
85		380.00	Services Plastic Pipe	$ 142,379,490	$ 142,937,031	$ 143,509,589	$ 144,062,744	$ -	$ 144,062,744	$ 144,062,744	$ 144,638,364	$ 145,214,215
86		380.10	Services Steel Pipe	$ 1,910,188	$ 1,940,705	$ 1,977,367	$ 1,678,408	$ -	$ 1,678,408	$ 1,678,408	$ 1,717,760	$ 1,757,113
87		380.11	Srv, Bare Steel Pipe<2000	$ 35,079,939	$ 35,079,939	$ 35,079,939	$ 35,076,413	$ -	$ 35,076,413	$ 35,076,413	$ 35,076,413	$ 35,076,413
88		380.13	IMP - Services Wrpd Steel	$ 1,322	$ 1,964	$ 2,617	$ 3,269	$ -	$ 3,269	$ 3,269	$ 3,922	$ 4,575

Sponsored by NMGC Witness Erik C. Buchanan

NEW MEXICO GAS COMPANY, INC.

Accumulated Provision for Depreciation by Functional Classification
Base Period - 12 Months Ending March 31, 2023
Future Test Year - 12 Months Ending September 30, 2025

	A	B	C	V	W	X	Y	Z	AA	AB	AC	AD	AE
3	**Accumulated Reserve (1)**	**FERC Acct**	**Description**	**Balance 6/30/2023**	**Balance 7/31/2023**	**Balance 8/31/2023**	**Balance 9/30/2023**	**Balance 10/31/2023**	**Balance 11/30/2023**	**Balance 12/31/2023**	**Balance 1/31/2024**	**Balance 2/29/2024**	**Linkage Period 1 Ending 3/31/2024**
45		368.0	Compressor Station Equipment	$ 11,872,842	$ 11,940,855	$ 12,009,138	$ 12,085,303	$ 12,161,797	$ 12,238,630	$ 12,316,261	$ 12,394,503	$ 12,474,576	$ 12,554,650
46		369.0	Field Measuring & Regulating	$ 11,833,284	$ 11,941,807	$ 12,050,972	$ 12,172,775	$ 12,295,577	$ 12,419,080	$ 12,544,216	$ 12,670,727	$ 12,800,737	$ 12,930,747
47		369.1	Williams Fld Mea & Reg 100%	$ 8,745	$ 8,811	$ 8,878	$ 8,951	$ 9,025	$ 9,099	$ 9,173	$ 9,246	$ 9,320	$ 9,394
48		369.1	Wms Impaired Fld Mea/Reg	$ (2,472)	$ (2,495)	$ (2,518)	$ (2,543)	$ (2,569)	$ (2,594)	$ (2,620)	$ (2,646)	$ (2,671)	$ (2,697)
49		369.1	Wms HL Imp Fld Mea/Reg	$ -	$ -	$ -	$ -	$ -	$ -	$ -	$ -	$ -	$ -
50		369.1	Field Meas & Reg Brazos	$ 390,238	$ 390,238	$ 390,238	$ 390,238	$ 390,238	$ 390,238	$ 390,238	$ 390,238	$ 390,238	$ 390,238
51		371.0	Other Equipment	$ 163,648	$ 164,200	$ 164,753	$ 165,214	$ 165,675	$ 166,136	$ 166,597	$ 167,058	$ 167,519	$ 167,980
52	**Gas Transmission Plant Total**			**$ 136,560,120**	**$ 137,284,753**	**$ 138,011,788**	**$ 138,727,387**	**$ 139,445,484**	**$ 140,166,392**	**$ 140,893,830**	**$ 141,626,186**	**$ 142,372,314**	**$ 143,118,442**
53													
54													
55	**Gas Distribution Plant**	374.1	Land	$ -	$ -	$ -	$ -	$ -	$ -	$ -	$ -	$ -	$ -
56		374.20	Land Rights	$ 214,171	$ 214,614	$ 215,057	$ 215,422	$ 215,787	$ 216,152	$ 216,517	$ 216,882	$ 217,247	$ 217,613
57		374.30	Williams Land Rights 100%	$ 311	$ 313	$ 314	$ 315	$ 317	$ 318	$ 319	$ 320	$ 322	$ 323
58		374.31	Wms Impaired Land Rights	$ (86)	$ (86)	$ (87)	$ (87)	$ (88)	$ (88)	$ (88)	$ (89)	$ (89)	$ (90)
59		374.32	Wms HL Imp Land Rights	$ -	$ -	$ -	$ -	$ -	$ -	$ -	$ -	$ -	$ -
60		375.00	Structures & Improvement	$ 190,620	$ 191,665	$ 192,709	$ 193,745	$ 194,780	$ 195,816	$ 196,851	$ 197,886	$ 198,922	$ 199,957
61		376.00	Mains Bare Steel Pipe	$ 2,320,212	$ 2,320,212	$ 2,320,212	$ 2,320,212	$ 2,320,212	$ 2,320,212	$ 2,320,212	$ 2,320,212	$ 2,320,212	$ 2,320,212
62		376.10	Mains Wrapped Steel Pipe	$ 85,732,834	$ 85,959,216	$ 86,185,635	$ 86,399,315	$ 86,614,844	$ 86,833,385	$ 87,051,945	$ 87,275,387	$ 87,498,986	$ 87,722,586
63		376.20	Mains Plastic Pipe	$ 104,387,095	$ 104,788,226	$ 105,189,904	$ 105,608,083	$ 106,032,772	$ 106,460,208	$ 106,887,767	$ 107,329,051	$ 107,770,498	$ 108,211,945
64		376.30	Mains Cathodic Protection	$ 508,031	$ 508,530	$ 509,028	$ 510,065	$ 511,102	$ 512,138	$ 513,175	$ 514,212	$ 515,248	$ 516,285
65		376.40	Mains Other Equipment	$ 2,251,439	$ 2,275,800	$ 2,300,192	$ 2,324,304	$ 2,349,659	$ 2,377,308	$ 2,404,972	$ 2,436,268	$ 2,467,628	$ 2,498,989
66		376.50	Mains Anodes	$ 5,562,857	$ 5,652,120	$ 5,741,384	$ 6,011,339	$ 6,283,821	$ 6,556,302	$ 6,828,784	$ 7,104,408	$ 7,380,031	$ 7,655,655
67		376.60	Williams Wrpd Steel 100%	$ 10,065	$ 10,166	$ 10,266	$ 10,361	$ 10,456	$ 10,551	$ 10,646	$ 10,742	$ 10,837	$ 10,932
68		376.61	Wms Impaired Wrpd Steel	$ (3,296)	$ (3,331)	$ (3,366)	$ (3,399)	$ (3,432)	$ (3,465)	$ (3,498)	$ (3,531)	$ (3,563)	$ (3,596)
69		376.62	Wms HL Imp Wrpd Steel	$ -	$ -	$ -	$ -	$ -	$ -	$ -	$ -	$ -	$ -
70		376.63	IMP - Mains Wrpd Steel	$ 26,362	$ 30,684	$ 35,007	$ 39,093	$ 43,179	$ 47,266	$ 51,352	$ 55,438	$ 59,524	$ 63,611
71		376.70	Williams Mains Plastic 100%	$ 604,312	$ 608,362	$ 612,412	$ 616,624	$ 620,837	$ 625,050	$ 629,263	$ 633,476	$ 637,688	$ 641,901
72		376.71	Wms Impaired Mains Plastic	$ (185,889)	$ (187,293)	$ (188,696)	$ (190,153)	$ (191,610)	$ (193,067)	$ (194,524)	$ (195,981)	$ (197,438)	$ (198,895)
73		376.72	Wms HL Imp Mains Plastic	$ -	$ -	$ -	$ -	$ -	$ -	$ -	$ -	$ -	$ -
74		376.73	IMP - Mains Plastic	$ 25,367	$ 28,069	$ 30,770	$ 33,581	$ 36,391	$ 39,201	$ 42,011	$ 44,822	$ 47,632	$ 50,442
75		376.80	Williams Other Equip 100%	$ 920	$ 928	$ 936	$ 943	$ 951	$ 959	$ 966	$ 974	$ 982	$ 990
76		376.81	Wms Impaired Other Equip	$ (292)	$ (295)	$ (298)	$ (300)	$ (303)	$ (306)	$ (308)	$ (311)	$ (314)	$ (316)
77		376.82	Wms HL Imp Other Equip	$ -	$ -	$ -	$ -	$ -	$ -	$ -	$ -	$ -	$ -
78		376.90	Williams Mains Anodes 100%	$ 586	$ 591	$ 596	$ 612	$ 627	$ 643	$ 658	$ 674	$ 690	$ 705
79		376.91	Williams Impaired Anodes	$ (187)	$ (188)	$ (190)	$ (196)	$ (201)	$ (206)	$ (212)	$ (217)	$ (223)	$ (228)
80		376.92	Wms HL Impaired Anodes	$ -	$ -	$ -	$ -	$ -	$ -	$ -	$ -	$ -	$ -
81		377.00	Compressor Station Equipment	$ -	$ -	$ -	$ -	$ -	$ -	$ -	$ -	$ -	$ -
82		378.00	Field Measuring & Regulating	$ 6,670,031	$ 6,722,297	$ 6,774,563	$ 6,818,823	$ 6,863,369	$ 6,907,915	$ 6,952,460	$ 6,997,214	$ 7,041,968	$ 7,086,721
83		378.10	Field Meas & Reg Brazos	$ 18,831	$ 18,831	$ 18,831	$ 18,831	$ 18,831	$ 18,831	$ 18,831	$ 18,831	$ 18,831	$ 18,831
84		379.00	Field Measuring & Regulating	$ 1,412,516	$ 1,421,578	$ 1,430,640	$ 1,437,478	$ 1,444,317	$ 1,451,155	$ 1,457,994	$ 1,464,832	$ 1,471,671	$ 1,478,509
85		380.00	Services Plastic Pipe	$ 145,790,597	$ 146,376,377	$ 146,962,267	$ 147,219,636	$ 147,479,699	$ 147,739,875	$ 148,000,077	$ 148,265,645	$ 148,531,231	$ 148,796,817
86		380.10	Services Steel Pipe	$ 1,796,466	$ 1,837,094	$ 1,877,722	$ 1,896,281	$ 1,915,239	$ 1,934,197	$ 1,953,154	$ 1,972,778	$ 1,992,402	$ 2,012,026
87		380.11	Srv, Bare Steel Pipe<2000	$ 35,076,413	$ 35,076,413	$ 35,076,413	$ 35,076,413	$ 35,076,413	$ 35,076,413	$ 35,076,413	$ 35,076,413	$ 35,076,413	$ 35,076,413
88		380.13	IMP - Services Wrpd Steel	$ 5,228	$ 5,881	$ 6,535	$ 6,833	$ 7,132	$ 7,430	$ 7,729	$ 8,027	$ 8,326	$ 8,624

Sponsored by NMGC Witness Erik C. Buchanan

NEW MEXICO GAS COMPANY, INC.

Accumulated Provision for Depreciation by Functional Classification
Base Period - 12 Months Ending March 31, 2023
Future Test Year - 12 Months Ending September 30, 2025

	A	B	C	AF	AG	AH	AI	AJ	AK	AL	AM	AN	AO
3	**Accumulated Reserve (1)**	**FERC Acct**	**Description**	**Balance 4/30/2024**	**Balance 5/31/2024**	**Balance 6/30/2024**	**Balance 7/31/2024**	**Balance 8/31/2024**	**Linkage Period2 Ending 9/30/2024**	**Future Test Year Beginning Balance 9/30/2024**	**Balance 10/31/2024**	**Balance 11/30/2024**	**Balance 12/31/2024**
45		368.0	Compressor Station Equipment	$ 12,634,723	$ 12,714,796	$ 12,794,870	$ 12,874,988	$ 12,955,376	$ 13,036,183	$ 13,036,183	$ 13,117,448	$ 13,198,712	$ 13,280,464
46		369.0	Field Measuring & Regulating	$ 13,060,885	$ 13,191,223	$ 13,321,560	$ 13,452,159	$ 13,583,415	$ 13,715,614	$ 13,715,614	$ 13,848,720	$ 13,981,826	$ 14,115,938
47		369.1	Williams Fld Mea & Reg 100%	$ 9,468	$ 9,541	$ 9,615	$ 9,689	$ 9,763	$ 9,836	$ 9,836	$ 9,910	$ 9,984	$ 10,058
48		369.1	Wms Impaired Fld Mea/Reg	$ (2,722)	$ (2,748)	$ (2,773)	$ (2,799)	$ (2,824)	$ (2,850)	$ (2,850)	$ (2,875)	$ (2,901)	$ (2,927)
49		369.1	Wms HL Imp Fld Mea/Reg	$ -	$ -	$ -	$ -	$ -	$ -	$ -	$ -	$ -	$ -
50		369.1	Field Meas & Reg Brazos	$ 390,238	$ 390,238	$ 390,238	$ 390,238	$ 390,238	$ 390,238	$ 390,238	$ 390,238	$ 390,238	$ 390,238
51		371.0	Other Equipment	$ 168,441	$ 168,902	$ 169,363	$ 169,825	$ 170,286	$ 170,747	$ 170,747	$ 171,208	$ 171,669	$ 172,130
52	**Gas Transmission Plant Total**			**$ 143,864,698**	**$ 144,611,153**	**$ 145,357,609**	**$ 146,107,850**	**$ 146,860,380**	**$ 147,616,258**	**$ 147,616,258**	**$ 148,374,986**	**$ 149,133,714**	**$ 149,896,473**
53													
54													
55	**Gas Distribution Plant**	374.1	Land	$ -	$ -	$ -	$ -	$ -	$ -	$ -	$ -	$ -	$ -
56		374.20	Land Rights	$ 217,978	$ 218,343	$ 218,708	$ 219,073	$ 219,438	$ 219,803	$ 219,803	$ 220,168	$ 220,533	$ 220,899
57		374.30	Williams Land Rights 100%	$ 324	$ 325	$ 326	$ 328	$ 329	$ 330	$ 330	$ 331	$ 333	$ 334
58		374.31	Wms Impaired Land Rights	$ (90)	$ (91)	$ (91)	$ (91)	$ (92)	$ (92)	$ (92)	$ (93)	$ (93)	$ (94)
59		374.32	Wms HL Imp Land Rights	$ -	$ -	$ -	$ -	$ -	$ -	$ -	$ -	$ -	$ -
60		375.00	Structures & Improvement	$ 200,993	$ 202,028	$ 203,063	$ 204,099	$ 205,134	$ 206,169	$ 206,169	$ 207,205	$ 208,240	$ 209,276
61		376.00	Mains Bare Steel Pipe	$ 2,320,212	$ 2,320,212	$ 2,320,212	$ 2,320,212	$ 2,320,212	$ 2,320,212	$ 2,320,212	$ 2,320,212	$ 2,320,212	$ 2,320,212
62		376.10	Mains Wrapped Steel Pipe	$ 87,947,485	$ 88,172,406	$ 88,397,410	$ 88,624,908	$ 88,852,434	$ 89,081,692	$ 89,081,692	$ 89,313,844	$ 89,545,997	$ 89,778,685
63		376.20	Mains Plastic Pipe	$ 108,656,936	$ 109,102,071	$ 109,547,765	$ 110,003,690	$ 110,459,806	$ 110,917,217	$ 110,917,217	$ 111,383,948	$ 111,850,679	$ 112,321,015
64		376.30	Mains Cathodic Protection	$ 517,322	$ 518,358	$ 519,395	$ 520,432	$ 521,468	$ 522,505	$ 522,505	$ 523,542	$ 524,578	$ 525,615
65		376.40	Mains Other Equipment	$ 2,531,250	$ 2,563,529	$ 2,595,878	$ 2,630,059	$ 2,664,264	$ 2,699,783	$ 2,699,783	$ 2,737,276	$ 2,774,768	$ 2,812,718
66		376.50	Mains Anodes	$ 7,933,962	$ 8,212,269	$ 8,490,576	$ 8,773,139	$ 9,055,702	$ 9,338,265	$ 9,338,265	$ 9,626,262	$ 9,914,258	$ 10,202,255
67		376.60	Williams Wrpd Steel 100%	$ 11,027	$ 11,122	$ 11,217	$ 11,312	$ 11,407	$ 11,502	$ 11,502	$ 11,597	$ 11,692	$ 11,787
68		376.61	Wms Impaired Wrpd Steel	$ (3,629)	$ (3,662)	$ (3,695)	$ (3,728)	$ (3,761)	$ (3,794)	$ (3,794)	$ (3,826)	$ (3,859)	$ (3,892)
69		376.62	Wms HL Imp Wrpd Steel	$ -	$ -	$ -	$ -	$ -	$ -	$ -	$ -	$ -	$ -
70		376.63	IMP - Mains Wrpd Steel	$ 67,697	$ 71,783	$ 75,870	$ 79,956	$ 84,042	$ 88,128	$ 88,128	$ 92,215	$ 96,301	$ 100,387
71		376.70	Williams Mains Plastic 100%	$ 646,114	$ 650,327	$ 654,540	$ 658,752	$ 662,965	$ 667,178	$ 667,178	$ 671,391	$ 675,603	$ 679,816
72		376.71	Wms Impaired Mains Plastic	$ (200,352)	$ (201,809)	$ (203,266)	$ (204,723)	$ (206,180)	$ (207,637)	$ (207,637)	$ (209,094)	$ (210,551)	$ (212,008)
73		376.72	Wms HL Imp Mains Plastic	$ -	$ -	$ -	$ -	$ -	$ -	$ -	$ -	$ -	$ -
74		376.73	IMP - Mains Plastic	$ 53,253	$ 56,063	$ 58,873	$ 61,683	$ 64,494	$ 67,304	$ 67,304	$ 70,114	$ 72,925	$ 75,735
75		376.80	Williams Other Equip 100%	$ 997	$ 1,005	$ 1,013	$ 1,020	$ 1,028	$ 1,036	$ 1,036	$ 1,043	$ 1,051	$ 1,059
76		376.81	Wms Impaired Other Equip	$ (319)	$ (322)	$ (324)	$ (327)	$ (330)	$ (332)	$ (332)	$ (335)	$ (338)	$ (340)
77		376.82	Wms HL Imp Other Equip	$ -	$ -	$ -	$ -	$ -	$ -	$ -	$ -	$ -	$ -
78		376.90	Williams Mains Anodes 100%	$ 721	$ 736	$ 752	$ 768	$ 783	$ 799	$ 799	$ 814	$ 830	$ 846
79		376.91	Williams Impaired Anodes	$ (233)	$ (239)	$ (244)	$ (250)	$ (255)	$ (260)	$ (260)	$ (266)	$ (271)	$ (277)
80		376.92	Wms HL Impaired Anodes	$ -	$ -	$ -	$ -	$ -	$ -	$ -	$ -	$ -	$ -
81		377.00	Compressor Station Equipment	$ -	$ -	$ -	$ -	$ -	$ -	$ -	$ -	$ -	$ -
82		378.00	Field Measuring & Regulating	$ 7,131,574	$ 7,176,427	$ 7,221,280	$ 7,266,351	$ 7,311,449	$ 7,356,548	$ 7,356,548	$ 7,401,888	$ 7,447,227	$ 7,492,567
83		378.10	Field Meas & Reg Brazos	$ 18,831	$ 18,831	$ 18,831	$ 18,831	$ 18,831	$ 18,831	$ 18,831	$ 18,831	$ 18,831	$ 18,831
84		379.00	Field Measuring & Regulating	$ 1,485,348	$ 1,492,186	$ 1,499,025	$ 1,505,863	$ 1,512,702	$ 1,519,540	$ 1,519,540	$ 1,526,379	$ 1,533,217	$ 1,540,056
85		380.00	Services Plastic Pipe	$ 149,064,882	$ 149,332,976	$ 149,601,184	$ 149,873,954	$ 150,146,763	$ 150,419,573	$ 150,419,573	$ 150,696,015	$ 150,972,458	$ 151,249,636
86		380.10	Services Steel Pipe	$ 2,032,064	$ 2,052,102	$ 2,072,140	$ 2,092,787	$ 2,113,435	$ 2,134,082	$ 2,134,082	$ 2,155,243	$ 2,176,404	$ 2,197,564
87		380.11	Srv, Bare Steel Pipe<2000	$ 35,076,413	$ 35,076,413	$ 35,076,413	$ 35,076,413	$ 35,076,413	$ 35,076,413	$ 35,076,413	$ 35,076,413	$ 35,076,413	$ 35,076,413
88		380.13	IMP - Services Wrpd Steel	$ 8,923	$ 9,221	$ 9,520	$ 9,818	$ 10,117	$ 10,415	$ 10,415	$ 10,714	$ 11,012	$ 11,311

Sponsored by NMGC Witness Erik C. Buchanan

630 Schedule C-1.1 Accum

NEW MEXICO GAS COMPANY, INC.

Accumulated Provision for Depreciation by Functional Classification
Base Period - 12 Months Ending March 31, 2023
Future Test Year - 12 Months Ending September 30, 2025

	A	B	C	AP	AQ	AR	AS	AT	AU	AV	AW	AX	AY
3	**Accumulated Reserve (1)**	**FERC Acct**	**Description**	**Balance 1/31/2025**	**Balance 2/28/2025**	**Balance 3/31/2025**	**Balance 4/30/2025**	**Balance 5/31/2025**	**Balance 6/30/2025**	**Balance 7/31/2025**	**Balance 8/31/2025**	**Future Test Year Ending 9/30/2025**	**13-month Average Adjustment**
45		368.0	Compressor Station Equipment	$ 13,364,896	$ 13,450,532	$ 13,536,168	$ 13,621,804	$ 13,707,470	$ 13,793,269	$ 13,879,272	$ 13,965,323	$ 14,052,433	$ (513,666)
46		369.0	Field Measuring & Regulating	$ 14,256,371	$ 14,399,293	$ 14,542,216	$ 14,685,264	$ 14,828,372	$ 14,971,757	$ 15,115,660	$ 15,259,817	$ 15,406,172	$ (857,940)
47		369.1	Williams Fld Mea & Reg 100%	$ 10,131	$ 10,205	$ 10,279	$ 10,353	$ 10,426	$ 10,500	$ 10,574	$ 10,648	$ 10,721	$ (443)
48		369.1	Wms Impaired Fld Mea/Reg	$ (2,952)	$ (2,978)	$ (3,003)	$ (3,029)	$ (3,054)	$ (3,080)	$ (3,105)	$ (3,131)	$ (3,157)	$ 153
49		369.1	Wms HL Imp Fld Mea/Reg	$ -	$ -	$ -	$ -	$ -	$ -	$ -	$ -	$ -	$ -
50		369.1	Field Meas & Reg Brazos	$ 390,238	$ 390,238	$ 390,238	$ 390,238	$ 390,238	$ 390,238	$ 390,238	$ 390,238	$ 390,238	$ -
51		371.0	Other Equipment	$ 172,591	$ 173,052	$ 173,513	$ 173,974	$ 174,435	$ 174,896	$ 175,357	$ 175,818	$ 176,279	$ (2,766)
52	**Gas Transmission Plant Total**			**$ 150,680,750**	**$ 151,475,001**	**$ 152,269,251**	**$ 153,063,628**	**$ 153,858,244**	**$ 154,653,971**	**$ 155,451,118**	**$ 156,248,644**	**$ 157,054,924**	**$ (4,764,388)**
53													
54													
55	**Gas Distribution Plant**	374.1	Land	$ -	$ -	$ -	$ -	$ -	$ -	$ -	$ -	$ -	$ -
56		374.20	Land Rights	$ 221,264	$ 221,629	$ 221,994	$ 222,359	$ 222,724	$ 223,089	$ 223,454	$ 223,819	$ 224,185	$ (2,191)
57		374.30	Williams Land Rights 100%	$ 335	$ 336	$ 337	$ 339	$ 340	$ 341	$ 342	$ 344	$ 345	$ (7)
58		374.31	Wms Impaired Land Rights	$ (94)	$ (94)	$ (95)	$ (95)	$ (96)	$ (96)	$ (97)	$ (97)	$ (97)	$ 3
59		374.32	Wms HL Imp Land Rights	$ -	$ -	$ -	$ -	$ -	$ -	$ -	$ -	$ -	$ -
60		375.00	Structures & Improvement	$ 210,311	$ 211,346	$ 212,382	$ 213,417	$ 214,452	$ 215,488	$ 216,523	$ 217,559	$ 218,594	$ (6,212)
61		376.00	Mains Bare Steel Pipe	$ 2,320,212	$ 2,320,212	$ 2,320,212	$ 2,320,212	$ 2,320,212	$ 2,320,212	$ 2,320,212	$ 2,320,212	$ 2,320,212	$ -
62		376.10	Mains Wrapped Steel Pipe	$ 90,017,077	$ 90,255,470	$ 90,493,862	$ 90,733,961	$ 90,974,064	$ 91,214,296	$ 91,458,013	$ 91,701,830	$ 91,946,036	$ (1,444,895)
63		376.20	Mains Plastic Pipe	$ 112,801,118	$ 113,281,222	$ 113,761,326	$ 114,244,587	$ 114,727,878	$ 115,212,043	$ 115,703,993	$ 116,196,621	$ 116,691,866	$ (2,915,442)
64		376.30	Mains Cathodic Protection	$ 526,652	$ 527,688	$ 528,725	$ 529,762	$ 530,798	$ 531,835	$ 532,872	$ 533,908	$ 534,945	$ (6,220)
65		376.40	Mains Other Equipment	$ 2,854,846	$ 2,896,974	$ 2,939,102	$ 2,982,419	$ 3,025,739	$ 3,069,170	$ 3,115,028	$ 3,160,971	$ 3,207,246	$ (262,935)
66		376.50	Mains Anodes	$ 10,497,628	$ 10,793,000	$ 11,088,372	$ 11,386,519	$ 11,684,666	$ 11,982,813	$ 12,285,384	$ 12,587,956	$ 12,890,528	$ (1,792,227)
67		376.60	Williams Wrpd Steel 100%	$ 11,883	$ 11,978	$ 12,073	$ 12,168	$ 12,263	$ 12,358	$ 12,453	$ 12,548	$ 12,643	$ (571)
68		376.61	Wms Impaired Wrpd Steel	$ (3,925)	$ (3,958)	$ (3,991)	$ (4,024)	$ (4,056)	$ (4,089)	$ (4,122)	$ (4,155)	$ (4,188)	$ 197
69		376.62	Wms HL Imp Wrpd Steel	$ -	$ -	$ -	$ -	$ -	$ -	$ -	$ -	$ -	$ -
70		376.63	IMP - Mains Wrpd Steel	$ 104,473	$ 108,560	$ 112,646	$ 116,732	$ 120,819	$ 124,905	$ 128,991	$ 133,077	$ 137,164	$ (24,518)
71		376.70	Williams Mains Plastic 100%	$ 684,029	$ 688,242	$ 692,455	$ 696,667	$ 700,880	$ 705,093	$ 709,306	$ 713,519	$ 717,731	$ (25,277)
72		376.71	Wms Impaired Mains Plastic	$ (213,465)	$ (214,922)	$ (216,379)	$ (217,836)	$ (219,293)	$ (220,750)	$ (222,207)	$ (223,664)	$ (225,121)	$ 8,742
73		376.72	Wms HL Imp Mains Plastic	$ -	$ -	$ -	$ -	$ -	$ -	$ -	$ -	$ -	$ -
74		376.73	IMP - Mains Plastic	$ 78,545	$ 81,355	$ 84,166	$ 86,976	$ 89,786	$ 92,597	$ 95,407	$ 98,217	$ 101,027	$ (16,862)
75		376.80	Williams Other Equip 100%	$ 1,066	$ 1,074	$ 1,082	$ 1,089	$ 1,097	$ 1,105	$ 1,112	$ 1,120	$ 1,128	$ (46)
76		376.81	Wms Impaired Other Equip	$ (343)	$ (346)	$ (348)	$ (351)	$ (354)	$ (356)	$ (359)	$ (362)	$ (364)	$ 16
77		376.82	Wms HL Imp Other Equip	$ -	$ -	$ -	$ -	$ -	$ -	$ -	$ -	$ -	$ -
78		376.90	Williams Mains Anodes 100%	$ 861	$ 877	$ 893	$ 908	$ 924	$ 939	$ 955	$ 971	$ 986	$ (94)
79		376.91	Williams Impaired Anodes	$ (282)	$ (287)	$ (293)	$ (298)	$ (304)	$ (309)	$ (314)	$ (320)	$ (325)	$ 32
80		376.92	Wms HL Impaired Anodes	$ -	$ -	$ -	$ -	$ -	$ -	$ -	$ -	$ -	$ -
81		377.00	Compressor Station Equipment	$ -	$ -	$ -	$ -	$ -	$ -	$ -	$ -	$ -	$ -
82		378.00	Field Measuring & Regulating	$ 7,538,210	$ 7,583,853	$ 7,629,495	$ 7,675,234	$ 7,720,972	$ 7,766,711	$ 7,812,666	$ 7,858,621	$ 7,904,576	$ (274,686)
83		378.10	Field Meas & Reg Brazos	$ 18,831	$ 18,831	$ 18,831	$ 18,831	$ 18,831	$ 18,831	$ 18,831	$ 18,831	$ 18,831	$ -
84		379.00	Field Measuring & Regulating	$ 1,546,894	$ 1,553,733	$ 1,560,571	$ 1,567,410	$ 1,574,248	$ 1,581,087	$ 1,587,925	$ 1,594,764	$ 1,601,602	$ (41,031)
85		380.00	Services Plastic Pipe	$ 151,531,031	$ 151,812,425	$ 152,093,820	$ 152,377,642	$ 152,661,471	$ 152,945,478	$ 153,233,447	$ 153,521,556	$ 153,810,935	$ (1,708,975)
86		380.10	Services Steel Pipe	$ 2,219,400	$ 2,241,235	$ 2,263,070	$ 2,285,323	$ 2,307,575	$ 2,329,828	$ 2,352,728	$ 2,375,629	$ 2,398,864	$ (134,484)
87		380.11	Srv, Bare Steel Pipe<2000	$ 35,076,413	$ 35,076,413	$ 35,076,413	$ 35,076,413	$ 35,076,413	$ 35,076,413	$ 35,076,413	$ 35,076,413	$ 35,076,413	$ -
88		380.13	IMP - Services Wrpd Steel	$ 11,609	$ 11,908	$ 12,206	$ 12,505	$ 12,803	$ 13,102	$ 13,400	$ 13,699	$ 13,997	$ (1,791)

Sponsored by NMGC Witness Erik C. Buchanan

NEW MEXICO GAS COMPANY, INC.

Accumulated Provision for Depreciation by Functional Classification
Base Period - 12 Months Ending March 31, 2023
Future Test Year - 12 Months Ending September 30, 2025

	A	B	C	AZ	BA	BB	BC	BD	BE
3	**Accumulated Reserve (1)**	**FERC Acct**	**Description**	**Other Test Period Adjustments**	**Adjusted Future Test Year Ending 9/30/2025**		**Adjusted Base and Test Periods Variance**	**Test Period to Adjusted Base Period Variance - %**	**Rule 630 Schedule or Workpaper Ref.**
45		368.0	Compressor Station Equipment		$ 13,538,767		$ 1,862,750	16.0%	WP Plant 6 Accum Res Balances
46		369.0	Field Measuring & Regulating		$ 14,548,232		$ 3,024,914	26.3%	WP Plant 6 Accum Res Balances
47		369.1	Williams Fld Mea & Reg 100%		$ 10,279		$ 1,733	20.3%	WP Plant 6 Accum Res Balances
48		369.1	Wms Impaired Fld Mea/Reg		$ (3,003)		$ (601)	25.0%	WP Plant 6 Accum Res Balances
49		369.1	Wms HL Imp Fld Mea/Reg		$ -		$ -	0.0%	WP Plant 6 Accum Res Balances
50		369.1	Field Meas & Reg Brazos		$ 390,238		$ -	0.0%	WP Plant 6 Accum Res Balances
51		371.0	Other Equipment		$ 173,513		$ 11,522	7.1%	WP Plant 6 Accum Res Balances
52	**Gas Transmission Plant Total**			**$ -**	**$ 152,290,536**		**$ 17,836,820**	**13.3%**	
53									
54									
55	**Gas Distribution Plant**	374.1	Land		$ -		$ -	0.0%	WP Plant 6 Accum Res Balances
56		374.20	Land Rights		$ 221,994		$ 9,151	4.3%	WP Plant 6 Accum Res Balances
57		374.30	Williams Land Rights 100%		$ 337		$ 31	10.0%	WP Plant 6 Accum Res Balances
58		374.31	Wms Impaired Land Rights		$ (95)		$ (11)	12.7%	WP Plant 6 Accum Res Balances
59		374.32	Wms HL Imp Land Rights		$ -		$ -	0.0%	WP Plant 6 Accum Res Balances
60		375.00	Structures & Improvement		$ 212,382		$ 24,896	13.3%	WP Plant 6 Accum Res Balances
61		376.00	Mains Bare Steel Pipe		$ 2,320,212		$ (91,322)	-3.8%	WP Plant 6 Accum Res Balances
62		376.10	Mains Wrapped Steel Pipe		$ 90,501,140		$ 5,437,740	6.4%	WP Plant 6 Accum Res Balances
63		376.20	Mains Plastic Pipe		$ 113,776,424		$ 10,559,070	10.2%	WP Plant 6 Accum Res Balances
64		376.30	Mains Cathodic Protection		$ 528,725		$ 22,191	4.4%	WP Plant 6 Accum Res Balances
65		376.40	Mains Other Equipment		$ 2,944,311		$ 759,467	34.8%	WP Plant 6 Accum Res Balances
66		376.50	Mains Anodes		$ 11,098,300		$ 5,790,311	109.1%	WP Plant 6 Accum Res Balances
67		376.60	Williams Wrpd Steel 100%		$ 12,073		$ 2,309	23.7%	WP Plant 6 Accum Res Balances
68		376.61	Wms Impaired Wrpd Steel		$ (3,991)		$ (799)	25.0%	WP Plant 6 Accum Res Balances
69		376.62	Wms HL Imp Wrpd Steel		$ -		$ -	0.0%	WP Plant 6 Accum Res Balances
70		376.63	IMP - Mains Wrpd Steel		$ 112,646		$ 99,251	741.0%	WP Plant 6 Accum Res Balances
71		376.70	Williams Mains Plastic 100%		$ 692,455		$ 100,293	16.9%	WP Plant 6 Accum Res Balances
72		376.71	Wms Impaired Mains Plastic		$ (216,379)		$ (34,699)	19.1%	WP Plant 6 Accum Res Balances
73		376.72	Wms HL Imp Mains Plastic		$ -		$ -	0.0%	WP Plant 6 Accum Res Balances
74		376.73	IMP - Mains Plastic		$ 84,166		$ 66,904	387.6%	WP Plant 6 Accum Res Balances
75		376.80	Williams Other Equip 100%		$ 1,082		$ 185	20.6%	WP Plant 6 Accum Res Balances
76		376.81	Wms Impaired Other Equip		$ (348)		$ (64)	22.6%	WP Plant 6 Accum Res Balances
77		376.82	Wms HL Imp Other Equip		$ -		$ -	0.0%	WP Plant 6 Accum Res Balances
78		376.90	Williams Mains Anodes 100%		$ 893		$ 322	56.5%	WP Plant 6 Accum Res Balances
79		376.91	Williams Impaired Anodes		$ (293)		$ (112)	61.6%	WP Plant 6 Accum Res Balances
80		376.92	Wms HL Impaired Anodes		$ -		$ -	0.0%	WP Plant 6 Accum Res Balances
81		377.00	Compressor Station Equipment		$ -		$ -	0.0%	WP Plant 6 Accum Res Balances
82		378.00	Field Measuring & Regulating		$ 7,629,890		$ 1,115,129	17.1%	WP Plant 6 Accum Res Balances
83		378.10	Field Meas & Reg Brazos		$ 18,831		$ -	0.0%	WP Plant 6 Accum Res Balances
84		379.00	Field Measuring & Regulating		$ 1,560,571		$ 175,242	12.6%	WP Plant 6 Accum Res Balances
85		380.00	Services Plastic Pipe		$ 152,101,961		$ 8,039,216	5.6%	WP Plant 6 Accum Res Balances
86		380.10	Services Steel Pipe		$ 2,264,380		$ 585,973	34.9%	WP Plant 6 Accum Res Balances
87		380.11	Srv, Bare Steel Pipe<2000		$ 35,076,413		$ -	0.0%	WP Plant 6 Accum Res Balances
88		380.13	IMP - Services Wrpd Steel		$ 12,206		$ 8,937	273.4%	WP Plant 6 Accum Res Balances

NEW MEXICO GAS COMPANY, INC.

Accumulated Provision for Depreciation by Functional Classification
Base Period - 12 Months Ending March 31, 2023
Future Test Year - 12 Months Ending September 30, 2025

	A	B	C	D	E	F	G	H	I	J	K	L
3	**Accumulated Reserve (1)**	**FERC Acct**	**Description**	**Base Period Beginning Balance 3/31/2022**	**Balance 4/30/2022**	**Balance 5/31/2022**	**Balance 6/30/2022**	**Balance 7/31/2022**	**Balance 8/31/2022**	**Balance 9/30/2022**	**Balance 10/31/2022**	**Balance 11/30/2022**
89		380.20	Williams Svcs Plastic 100%	$ 2,248	$ 2,266	$ 2,283	$ 2,301	$ 2,319	$ 2,336	$ 2,354	$ 2,372	$ 2,389
90		380.21	Wms Impaired Svcs Plastic	$ (698)	$ (704)	$ (710)	$ (716)	$ (722)	$ (729)	$ (735)	$ (741)	$ (747)
91		380.22	Wms HL Imp Svcs Plastic	$ -	$ -	$ -	$ -	$ -	$ -	$ -	$ -	$ -
92		380.30	IMP - Services Plastic	$ -	$ -	$ -	$ -	$ 2,309	$ 4,617	$ 6,926	$ 14,611	$ 22,296
93		381.00	Meters	$ 22,405,003	$ 22,457,141	$ 22,083,043	$ 22,071,833	$ 22,160,919	$ 22,255,893	$ 22,490,656	$ 22,731,021	$ 22,968,823
94		381.10	ERTS AMR Meters	$ 9,576,255	$ 9,712,887	$ 9,851,248	$ 9,991,126	$ 10,131,004	$ 10,270,883	$ 10,410,761	$ 10,551,277	$ 10,691,508
95		383.00	House Regulators	$ 3,594,176	$ 3,604,199	$ 3,614,222	$ 3,624,246	$ 3,634,422	$ 3,644,598	$ 3,654,774	$ 3,665,144	$ 3,675,513
96		385.00	Industrial Measuring & Regulating	$ 8,944,852	$ 8,948,735	$ 8,959,361	$ 8,936,955	$ 9,002,323	$ 9,017,742	$ 9,070,499	$ 9,255,871	$ 9,297,329
97	**Gas Distribution Plant Total**			**$ 421,222,519**	**$ 422,710,508**	**$ 423,638,737**	**$ 424,730,217**	**$ 426,252,215**	**$ 427,850,238**	**$ 428,945,421**	**$ 430,866,737**	**$ 432,661,265**
98												
99												
100	**Gas General Plant**	389.00	Land	$ (26,972)	$ (26,972)	$ (26,972)	$ (26,972)	$ (26,972)	$ (26,972)	$ (26,972)	$ (26,972)	$ (26,972)
101		390.00	Structures & Improvement	$ 7,104,382	$ 7,164,740	$ 7,551,672	$ 7,610,365	$ 7,670,351	$ 7,730,359	$ 7,737,004	$ 7,799,212	$ 7,861,906
102		390.10	Str/Impr, NMGC Div Bldgs	$ -	$ -	$ -	$ -	$ -	$ -	$ -	$ -	$ -
103		390.20	Struc & Imprv Admin Bldg	$ -	$ -	$ -	$ -	$ -	$ -	$ -	$ -	$ -
104		390.30	Struc & Imprv Business Ctr	$ 3,240,417	$ 3,265,183	$ 3,289,950	$ 3,314,716	$ 3,339,483	$ 3,364,249	$ 3,389,016	$ 3,413,782	$ 3,438,548
105		390.40	Struc & Imprv Los Lunas Bl	$ 96,431	$ 98,644	$ 100,857	$ 101,494	$ 102,132	$ 102,769	$ 103,406	$ 104,043	$ 104,680
106		390.50	Struc & Imprv Rio Bravo	$ 385,697	$ 396,302	$ 406,906	$ 417,511	$ 417,511	$ 417,511	$ 417,952	$ 417,952	$ 417,952
107		390.60	Struc & Imprv Rio Rancho	$ 86,824	$ 87,517	$ 88,210	$ 88,310	$ 88,409	$ 88,509	$ 88,608	$ 88,708	$ 88,708
108		390.70	Struc & Imprv Santa Fe Bldg	$ -	$ -	$ -	$ -	$ -	$ -	$ -	$ -	$ -
109		390.80	Struc & Imprv SF Pymt Ctr	$ 24,902	$ 25,030	$ 25,159	$ 25,288	$ 25,417	$ 25,546	$ 25,674	$ 25,803	$ 25,932
110		390.90	Solar Structures	$ 26,753	$ 34,888	$ 43,023	$ 51,157	$ 59,292	$ 67,673	$ 76,432	$ 86,020	$ 95,644
111		391.00	Office Furniture & Equip	$ 2,357,404	$ 2,379,256	$ 2,401,200	$ 2,423,143	$ 2,445,086	$ 2,467,029	$ 2,488,973	$ 2,511,351	$ 2,533,759
112		391.10	Off Furn & Eq, PC Systems	$ -	$ -	$ -	$ -	$ -	$ -	$ -	$ -	$ -
113		391.20	Off Furn & Eq, PCs	$ 4,257,062	$ 4,362,822	$ 4,523,273	$ 4,636,020	$ 4,798,034	$ 4,960,109	$ 5,122,184	$ 5,284,262	$ 5,446,520
114		392.00	Transportation Eq Light	$ 9,755,460	$ 9,789,444	$ 9,823,427	$ 9,857,621	$ 9,858,661	$ 9,892,760	$ 9,926,858	$ 9,960,957	$ 9,966,299
115		392.10	Transportation Eq Heavy	$ 3,596,858	$ 3,629,803	$ 3,662,747	$ 3,695,691	$ 3,728,635	$ 3,761,580	$ 3,794,524	$ 3,827,468	$ 3,860,412
116		392.20	Transportation Eq Trailer	$ 1,591,511	$ 1,614,984	$ 1,638,457	$ 1,661,931	$ 1,688,649	$ 1,712,622	$ 1,736,596	$ 1,760,570	$ 1,746,988
117		392.30	Transportation Eq Medium	$ 4,102,966	$ 4,126,324	$ 4,149,683	$ 4,173,041	$ 4,064,696	$ 4,087,502	$ 4,110,309	$ 4,133,115	$ 4,070,892
118		392.40	Transp Eq Special Purpose	$ 116,757	$ 118,103	$ 119,450	$ 120,797	$ 122,144	$ 123,490	$ 124,837	$ 126,184	$ 127,531
119		393.00	Stores Equip	$ 352,649	$ 356,917	$ 361,186	$ 365,455	$ 369,724	$ 373,992	$ 378,261	$ 382,530	$ 386,799
120		394.00	Tools, Shop & Garage Equip	$ 3,032,758	$ 3,114,739	$ 3,197,168	$ 2,903,833	$ 2,981,830	$ 3,063,313	$ 3,145,318	$ 3,228,211	$ 3,311,422
121		396.00	Power Operated Equipment	$ 3,190,346	$ 3,221,504	$ 3,252,662	$ 3,283,820	$ 3,314,978	$ 3,346,830	$ 3,378,681	$ 3,410,533	$ 3,442,384
122		397.00	Communication Equipment	$ 395,760	$ 446,927	$ 471,295	$ 496,991	$ 522,686	$ 548,382	$ 574,077	$ 599,772	$ 625,468
123		398.00	Miscellaneous Equipment	$ 259,074	$ 262,444	$ 265,813	$ 269,182	$ 272,552	$ 275,921	$ 279,290	$ 282,659	$ 286,029
124		398.50	CNG Equipment	$ -	$ -	$ -	$ -	$ 8,595	$ 17,251	$ 26,223	$ 35,508	$ 44,793
125		398.60	CNG Equipment	$ -	$ -	$ -	$ -	$ 889	$ 1,784	$ 2,712	$ 3,329	$ 3,945
126		398.70	CNG Equipment	$ -	$ -	$ -	$ -	$ -	$ -	$ -	$ -	$ -
127		399.10	ARO General Plant	$ 13,042	$ 13,067	$ 13,092	$ 13,117	$ 13,142	$ 13,167	$ 13,192	$ 13,217	$ 13,242
128	**Gas General Plant Total**			**$ 43,960,080**	**$ 44,481,666**	**$ 45,358,259**	**$ 45,482,512**	**$ 45,865,922**	**$ 46,415,376**	**$ 46,913,156**	**$ 47,468,215**	**$ 47,872,881**
129												
130	**Grand Total**			**$ 631,493,037**	**$ 634,365,621**	**$ 637,036,347**	**$ 638,974,252**	**$ 641,165,104**	**$ 644,187,805**	**$ 646,795,103**	**$ 650,144,303**	**$ 652,846,682**
131												
132	**Notes:**											
133	(1) These cells are hard-coded and non-fully functional. Please provide a data-request if parties would like to see support.											

Sponsored by NMGC Witness Erik C. Buchanan

630 Schedule C-1.1 Accum

NEW MEXICO GAS COMPANY, INC.

Accumulated Provision for Depreciation by Functional Classification
Base Period - 12 Months Ending March 31, 2023
Future Test Year - 12 Months Ending September 30, 2025

	A	B	C	M	N	O	P	Q	R	S	T	U
3	**Accumulated Reserve (1)**	**FERC Acct**	**Description**	**Balance 12/31/2022**	**Balance 1/31/2023**	**Balance 2/28/2023**	**Base Period Ending 3/31/2023**	**Placeholder**	**Adjusted Base Period Ending Balance**	**Linkage Period Beginning Balance 3/31/2023**	**Balance 4/30/2023**	**Balance 5/31/2023**
89		380.20	Williams Svcs Plastic 100%	$ 2,407	$ 2,425	$ 2,442	$ 2,460	$ -	$ 2,460	$ 2,460	$ 2,478	$ 2,495
90		380.21	Wms Impaired Svcs Plastic	$ (753)	$ (759)	$ (765)	$ (771)	$ -	$ (771)	$ (771)	$ (777)	$ (784)
91		380.22	Wms HL Imp Svcs Plastic	$ -	$ -	$ -	$ -	$ -	$ -	$ -	$ -	$ -
92		380.30	IMP - Services Plastic	$ 29,981	$ 41,125	$ 52,346	$ 63,567	$ -	$ 63,567	$ 63,567	$ 74,442	$ 85,318
93		381.00	Meters	$ 23,200,616	$ 23,448,407	$ 23,698,407	$ 22,921,426	$ -	$ 22,921,426	$ 22,921,426	$ 23,173,354	$ 23,425,282
94		381.10	ERTS AMR Meters	$ 10,830,531	$ 10,971,039	$ 11,111,547	$ 11,252,056	$ -	$ 11,252,056	$ 11,252,056	$ 11,392,641	$ 11,533,226
95		383.00	House Regulators	$ 3,685,882	$ 3,696,436	$ 3,706,991	$ 3,717,547	$ -	$ 3,717,547	$ 3,717,547	$ 3,728,221	$ 3,738,896
96		385.00	Industrial Measuring & Regulating	$ 9,328,725	$ 9,395,272	$ 9,462,360	$ 9,505,568	$ -	$ 9,505,568	$ 9,505,568	$ 9,580,953	$ 9,656,338
97	**Gas Distribution Plant Total**			**$ 433,794,438**	**$ 435,536,269**	**$ 437,343,493**	**$ 435,742,524**	**$ -**	**$ 435,742,524**	**$ 435,742,524**	**$ 437,639,406**	**$ 439,445,823**
98												
99												
100	**Gas General Plant**	389.00	Land	$ (26,972)	$ (26,972)	$ (26,972)	$ (26,972)	$ -	$ (26,972)	$ (26,972)	$ (26,972)	$ (26,972)
101		390.00	Structures & Improvement	$ 7,924,653	$ 7,974,997	$ 8,038,325	$ 8,056,521	$ -	$ 8,056,521	$ 8,056,521	$ 8,120,847	$ 8,185,174
102		390.10	Str/Impr, NMGC Div Bldgs	$ -	$ -	$ -	$ -	$ -	$ -	$ -	$ -	$ -
103		390.20	Struc & Imprv Admin Bldg	$ -	$ -	$ -	$ -	$ -	$ -	$ -	$ -	$ -
104		390.30	Struc & Imprv Business Ctr	$ 618,895	$ 626,389	$ 633,883	$ 641,377	$ -	$ 641,377	$ 641,377	$ 648,966	$ 656,554
105		390.40	Struc & Imprv Los Lunas Bl	$ 67,419	$ 68,057	$ 68,694	$ 69,331	$ -	$ 69,331	$ 69,331	$ 71,533	$ 73,736
106		390.50	Struc & Imprv Rio Bravo	$ 196,273	$ 196,273	$ 196,273	$ 196,273	$ -	$ 196,273	$ 196,273	$ 212,629	$ 196,273
107		390.60	Struc & Imprv Rio Rancho	$ 27,033	$ 27,033	$ 27,033	$ 27,033	$ -	$ 27,033	$ 27,033	$ 27,727	$ 27,033
108		390.70	Struc & Imprv Santa Fe Bldg	$ -	$ -	$ -	$ -	$ -	$ -	$ -	$ -	$ -
109		390.80	Struc & Imprv SF Pymt Ctr	$ 26,061	$ 26,190	$ 26,318	$ 26,447	$ -	$ 26,447	$ 26,447	$ 26,764	$ 27,081
110		390.90	Solar Structures	$ 108,879	$ 122,115	$ 135,350	$ 148,811	$ -	$ 148,811	$ 148,811	$ 162,267	$ 175,724
111		391.00	Office Furniture & Equip	$ 422,072	$ 430,447	$ 438,821	$ 447,196	$ -	$ 447,196	$ 447,196	$ 455,567	$ 463,937
112		391.10	Off Furn & Eq, PC Systems	$ -	$ -	$ -	$ -	$ -	$ -	$ -	$ -	$ -
113		391.20	Off Furn & Eq, PCs	$ 5,608,827	$ 5,771,336	$ 5,934,560	$ 6,101,761	$ -	$ 6,101,761	$ 6,101,761	$ 6,278,096	$ 6,457,143
114		392.00	Transportation Eq Light	$ 9,896,023	$ 9,931,761	$ 9,968,163	$ 10,004,569	$ -	$ 10,004,569	$ 10,004,569	$ 10,041,161	$ 10,077,753
115		392.10	Transportation Eq Heavy	$ 3,893,357	$ 3,926,301	$ 3,959,245	$ 3,992,189	$ -	$ 3,992,189	$ 3,992,189	$ 4,025,124	$ 4,058,060
116		392.20	Transportation Eq Trailer	$ 1,703,402	$ 1,727,064	$ 1,750,941	$ 1,776,255	$ -	$ 1,776,255	$ 1,776,255	$ 1,801,564	$ 1,826,874
117		392.30	Transportation Eq Medium	$ 4,009,293	$ 4,032,925	$ 4,056,996	$ 4,081,068	$ -	$ 4,081,068	$ 4,081,068	$ 4,105,154	$ 4,129,240
118		392.40	Transp Eq Special Purpose	$ 128,877	$ 130,224	$ 131,571	$ 132,918	$ -	$ 132,918	$ 132,918	$ 134,265	$ 135,612
119		393.00	Stores Equip	$ 391,067	$ 395,336	$ 399,605	$ 403,874	$ -	$ 403,874	$ 403,874	$ 408,140	$ 412,407
120		394.00	Tools, Shop & Garage Equip	$ 3,183,254	$ 3,267,515	$ 3,354,415	$ 3,441,824	$ -	$ 3,441,824	$ 3,441,824	$ 3,529,542	$ 3,617,260
121		396.00	Power Operated Equipment	$ 3,474,235	$ 3,506,087	$ 3,537,938	$ 3,569,789	$ -	$ 3,569,789	$ 3,569,789	$ 3,601,650	$ 3,633,511
122		397.00	Communication Equipment	$ 576,820	$ 601,944	$ 627,068	$ 652,192	$ -	$ 652,192	$ 652,192	$ 678,237	$ 704,343
123		398.00	Miscellaneous Equipment	$ 286,242	$ 289,594	$ 292,945	$ 296,297	$ -	$ 296,297	$ 296,297	$ 299,647	$ 303,228
124		398.50	CNG Equipment	$ 54,079	$ 63,364	$ 72,649	$ 81,935	$ -	$ 81,935	$ 81,935	$ 81,935	$ 81,935
125		398.60	CNG Equipment	$ 4,561	$ 5,192	$ 5,796	$ 6,400	$ -	$ 6,400	$ 6,400	$ 6,400	$ 6,400
126		398.70	CNG Equipment	$ -	$ -	$ -	$ -	$ -	$ -	$ -	$ -	$ -
127		399.10	ARO General Plant	$ 13,267	$ 13,293	$ 13,318	$ 13,343	$ -	$ 13,343	$ 13,343	$ 13,368	$ 13,393
128	**Gas General Plant Total**			**$ 42,587,619**	**$ 43,106,463**	**$ 43,642,938**	**$ 44,140,431**	**$ -**	**$ 44,140,431**	**$ 44,140,431**	**$ 44,703,613**	**$ 45,235,700**
129												
130	**Grand Total**			**$ 639,501,325**	**$ 642,563,956**	**$ 645,695,033**	**$ 645,334,545**	**$ -**	**$ 645,334,545**	**$ 645,334,545**	**$ 648,721,590**	**$ 651,987,568**
131												
132	**Notes:**											
133	(1) These cells are hard-coded and non-fully functional. Please provide a data-request if parties would like to see support.											

Sponsored by NMGC Witness Erik C. Buchanan

630 Schedule C-1.1 Accum

NEW MEXICO GAS COMPANY, INC.

Accumulated Provision for Depreciation by Functional Classification
Base Period - 12 Months Ending March 31, 2023
Future Test Year - 12 Months Ending September 30, 2025

	A	B	C	V	W	X	Y	Z	AA	AB	AC	AD	AE
3	**Accumulated Reserve (1)**	**FERC Acct**	**Description**	**Balance 6/30/2023**	**Balance 7/31/2023**	**Balance 8/31/2023**	**Balance 9/30/2023**	**Balance 10/31/2023**	**Balance 11/30/2023**	**Balance 12/31/2023**	**Balance 1/31/2024**	**Balance 2/29/2024**	**Linkage Period 1 Ending 3/31/2024**
89		380.20	Williams Svcs Plastic 100%	$ 2,513	$ 2,531	$ 2,548	$ 2,548	$ 2,548	$ 2,548	$ 2,548	$ 2,548	$ 2,548	$ 2,548
90		380.21	Wms Impaired Svcs Plastic	$ (790)	$ (796)	$ (802)	$ (805)	$ (807)	$ (810)	$ (813)	$ (815)	$ (818)	$ (821)
91		380.22	Wms HL Imp Svcs Plastic	$ -	$ -	$ -	$ -	$ -	$ -	$ -	$ -	$ -	$ -
92		380.30	IMP - Services Plastic	$ 96,193	$ 107,068	$ 117,944	$ 122,855	$ 127,766	$ 132,677	$ 137,588	$ 142,499	$ 147,410	$ 152,321
93		381.00	Meters	$ 23,677,210	$ 23,933,240	$ 24,189,271	$ 24,484,064	$ 24,782,127	$ 25,080,191	$ 25,378,254	$ 25,680,476	$ 25,982,699	$ 26,284,921
94		381.10	ERTS AMR Meters	$ 11,673,811	$ 11,815,281	$ 11,956,751	$ 12,091,555	$ 12,226,943	$ 12,362,331	$ 12,497,718	$ 12,633,848	$ 12,769,978	$ 12,906,108
95		383.00	House Regulators	$ 3,749,570	$ 3,760,244	$ 3,770,919	$ 3,783,492	$ 3,796,065	$ 3,808,639	$ 3,821,212	$ 3,833,786	$ 3,846,359	$ 3,858,933
96		385.00	Industrial Measuring & Regulating	$ 9,731,724	$ 9,808,555	$ 9,885,387	$ 9,945,278	$ 10,005,957	$ 10,066,637	$ 10,127,317	$ 10,188,517	$ 10,249,717	$ 10,310,917
97	**Gas Distribution Plant Total**			**$ 441,345,745**	**$ 443,282,897**	**$ 445,220,776**	**$ 446,993,164**	**$ 448,785,702**	**$ 450,586,406**	**$ 452,387,293**	**$ 454,225,223**	**$ 456,063,557**	**$ 457,901,891**
98													
99													
100	**Gas General Plant**	389.00	Land	$ (26,972)	$ (26,972)	$ (26,972)	$ (26,972)	$ (26,972)	$ (26,972)	$ (26,972)	$ (26,972)	$ (26,972)	$ (26,972)
101		390.00	Structures & Improvement	$ 8,249,500	$ 8,316,783	$ 8,384,066	$ 8,448,013	$ 8,513,855	$ 8,579,696	$ 8,645,537	$ 8,716,352	$ 8,787,166	$ 8,857,980
102		390.10	Str/Impr, NMGC Div Bldgs	$ -	$ -	$ -	$ -	$ -	$ -	$ -	$ -	$ -	$ -
103		390.20	Struc & Imprv Admin Bldg	$ -	$ -	$ -	$ -	$ -	$ -	$ -	$ -	$ -	$ -
104		390.30	Struc & Imprv Business Ctr	$ 664,143	$ 671,731	$ 679,320	$ 681,676	$ 684,032	$ 686,388	$ 688,745	$ 691,101	$ 693,457	$ 695,813
105		390.40	Struc & Imprv Los Lunas Bl	$ 75,938	$ 78,141	$ 80,344	$ 80,616	$ 80,888	$ 81,160	$ 81,432	$ 81,704	$ 81,976	$ 82,248
106		390.50	Struc & Imprv Rio Bravo	$ 196,273	$ 196,273	$ 196,273	$ 196,273	$ 196,273	$ 196,273	$ 196,273	$ 196,273	$ 196,273	$ 196,273
107		390.60	Struc & Imprv Rio Rancho	$ 27,033	$ 27,033	$ 27,033	$ 27,033	$ 27,033	$ 27,033	$ 27,033	$ 27,033	$ 27,033	$ 27,033
108		390.70	Struc & Imprv Santa Fe Bldg	$ -	$ -	$ -	$ -	$ -	$ -	$ -	$ -	$ -	$ -
109		390.80	Struc & Imprv SF Pymt Ctr	$ 27,397	$ 27,714	$ 28,031	$ 28,339	$ 28,648	$ 28,956	$ 29,265	$ 29,573	$ 29,882	$ 30,190
110		390.90	Solar Structures	$ 189,180	$ 202,637	$ 216,093	$ 224,948	$ 233,802	$ 242,657	$ 251,511	$ 260,365	$ 269,220	$ 278,074
111		391.00	Office Furniture & Equip	$ 472,308	$ 480,678	$ 489,049	$ 497,423	$ 505,798	$ 514,173	$ 522,547	$ 530,922	$ 539,297	$ 547,671
112		391.10	Off Furn & Eq, PC Systems	$ -	$ -	$ -	$ -	$ -	$ -	$ -	$ -	$ -	$ -
113		391.20	Off Furn & Eq, PCs	$ 6,639,735	$ 6,832,475	$ 7,025,859	$ 7,221,138	$ 7,424,497	$ 7,627,856	$ 7,831,215	$ 8,043,054	$ 8,254,894	$ 8,466,733
114		392.00	Transportation Eq Light	$ 10,114,346	$ 10,153,895	$ 10,193,444	$ 10,259,631	$ 10,327,312	$ 10,394,994	$ 10,462,675	$ 10,532,373	$ 10,602,071	$ 10,671,769
115		392.10	Transportation Eq Heavy	$ 4,090,995	$ 4,125,203	$ 4,159,410	$ 4,179,666	$ 4,200,150	$ 4,220,633	$ 4,241,117	$ 4,261,908	$ 4,282,698	$ 4,303,489
116		392.20	Transportation Eq Trailer	$ 1,852,184	$ 1,878,559	$ 1,904,935	$ 1,921,213	$ 1,937,689	$ 1,954,165	$ 1,970,642	$ 1,987,386	$ 2,004,131	$ 2,020,875
117		392.30	Transportation Eq Medium	$ 4,153,326	$ 4,179,336	$ 4,205,345	$ 4,233,972	$ 4,263,237	$ 4,292,503	$ 4,321,768	$ 4,351,897	$ 4,382,025	$ 4,412,154
118		392.40	Transp Eq Special Purpose	$ 136,960	$ 138,307	$ 139,655	$ 140,951	$ 142,247	$ 143,543	$ 144,838	$ 146,134	$ 147,430	$ 148,726
119		393.00	Stores Equip	$ 416,674	$ 421,503	$ 426,332	$ 431,164	$ 436,161	$ 441,159	$ 446,156	$ 451,273	$ 456,391	$ 461,509
120		394.00	Tools, Shop & Garage Equip	$ 3,704,977	$ 3,800,004	$ 3,895,030	$ 3,990,103	$ 4,087,433	$ 4,184,762	$ 4,282,092	$ 4,380,197	$ 4,478,302	$ 4,576,407
121		396.00	Power Operated Equipment	$ 3,665,372	$ 3,700,602	$ 3,735,831	$ 3,765,906	$ 3,796,826	$ 3,827,745	$ 3,858,664	$ 3,890,200	$ 3,921,735	$ 3,953,271
122		397.00	Communication Equipment	$ 730,529	$ 756,944	$ 783,372	$ 839,375	$ 895,760	$ 952,144	$ 1,008,528	$ 1,065,313	$ 1,122,097	$ 1,178,882
123		398.00	Miscellaneous Equipment	$ 307,110	$ 311,854	$ 316,654	$ 322,146	$ 328,417	$ 334,689	$ 340,960	$ 348,048	$ 355,136	$ 362,224
124		398.50	CNG Equipment	$ 81,935	$ 81,935	$ 81,935	$ 91,220	$ 100,505	$ 109,790	$ 119,076	$ 128,361	$ 137,646	$ 146,932
125		398.60	CNG Equipment	$ 6,400	$ 6,400	$ 6,400	$ 7,005	$ 7,609	$ 8,213	$ 8,818	$ 9,422	$ 10,026	$ 10,630
126		398.70	CNG Equipment	$ -	$ -	$ -	$ -	$ -	$ -	$ -	$ -	$ -	$ -
127		399.10	ARO General Plant	$ 13,418	$ 13,443	$ 13,468	$ 13,468	$ 13,468	$ 13,468	$ 13,468	$ 13,468	$ 13,468	$ 13,468
128	**Gas General Plant Total**			**$ 45,788,761**	**$ 46,374,478**	**$ 46,960,908**	**$ 47,574,309**	**$ 48,204,668**	**$ 48,835,028**	**$ 49,465,388**	**$ 50,115,385**	**$ 50,765,383**	**$ 51,415,380**
129													
130	**Grand Total**			**$ 655,380,141**	**$ 658,876,847**	**$ 662,377,491**	**$ 665,728,494**	**$ 669,121,960**	**$ 672,526,547**	**$ 675,939,602**	**$ 679,414,796**	**$ 682,912,347**	**$ 686,409,897**
131													
132	**Notes:**												
133	(1) These cells are hard-coded and non-fully functional. Please provide a data-request if parties would like to see support.												

Sponsored by NMGC Witness Erik C. Buchanan

630 Schedule C-1.1 Accum

NEW MEXICO GAS COMPANY, INC.

Accumulated Provision for Depreciation by Functional Classification
Base Period - 12 Months Ending March 31, 2023
Future Test Year - 12 Months Ending September 30, 2025

	A	B	C	AF	AG	AH	AI	AJ	AK	AL	AM	AN	AO
3	**Accumulated Reserve (1)**	**FERC Acct**	**Description**	**Balance 4/30/2024**	**Balance 5/31/2024**	**Balance 6/30/2024**	**Balance 7/31/2024**	**Balance 8/31/2024**	**Linkage Period2 Ending 9/30/2024**	**Future Test Year Beginning Balance 9/30/2024**	**Balance 10/31/2024**	**Balance 11/30/2024**	**Balance 12/31/2024**
89		380.20	Williams Svcs Plastic 100%	$ 2,548	$ 2,548	$ 2,548	$ 2,548	$ 2,548	$ 2,548	$ 2,548	$ 2,548	$ 2,548	$ 2,548
90		380.21	Wms Impaired Svcs Plastic	$ (823)	$ (826)	$ (829)	$ (831)	$ (834)	$ (837)	$ (837)	$ (840)	$ (842)	$ (845)
91		380.22	Wms HL Imp Svcs Plastic	$ -	$ -	$ -	$ -	$ -	$ -	$ -	$ -	$ -	$ -
92		380.30	IMP - Services Plastic	$ 157,232	$ 162,144	$ 167,055	$ 171,966	$ 176,877	$ 181,788	$ 181,788	$ 186,699	$ 191,610	$ 196,521
93		381.00	Meters	$ 26,590,577	$ 26,896,233	$ 27,201,888	$ 27,513,421	$ 27,824,954	$ 28,136,486	$ 28,136,486	$ 28,451,803	$ 28,767,119	$ 29,082,435
94		381.10	ERTS AMR Meters	$ 13,042,850	$ 13,179,592	$ 13,316,335	$ 13,454,126	$ 13,591,916	$ 13,729,707	$ 13,729,707	$ 13,868,173	$ 14,006,639	$ 14,145,105
95		383.00	House Regulators	$ 3,871,506	$ 3,884,080	$ 3,896,653	$ 3,909,226	$ 3,921,800	$ 3,934,373	$ 3,934,373	$ 3,946,947	$ 3,959,520	$ 3,972,094
96		385.00	Industrial Measuring & Regulating	$ 10,372,387	$ 10,433,858	$ 10,495,328	$ 10,557,335	$ 10,619,429	$ 10,681,523	$ 10,681,523	$ 10,744,225	$ 10,806,928	$ 10,869,630
97	**Gas Distribution Plant Total**			**$ 459,755,960**	**$ 461,610,240**	**$ 463,465,347**	**$ 465,352,120**	**$ 467,239,290**	**$ 469,130,799**	**$ 469,130,799**	**$ 471,051,387**	**$ 472,971,976**	**$ 474,897,896**
98													
99													
100	**Gas General Plant**	389.00	Land	$ (26,972)	$ (26,972)	$ (26,972)	$ (26,972)	$ (26,972)	$ (26,972)	$ (26,972)	$ (26,972)	$ (26,972)	$ (26,972)
101		390.00	Structures & Improvement	$ 8,929,159	$ 9,000,338	$ 9,071,517	$ 9,143,242	$ 9,221,581	$ 9,299,920	$ 9,299,920	$ 9,378,806	$ 9,457,691	$ 9,536,577
102		390.10	Str/Impr, NMGC Div Bldgs	$ -	$ -	$ -	$ -	$ -	$ -	$ -	$ -	$ -	$ -
103		390.20	Struc & Imprv Admin Bldg	$ -	$ -	$ -	$ -	$ -	$ -	$ -	$ -	$ -	$ -
104		390.30	Struc & Imprv Business Ctr	$ 698,169	$ 700,526	$ 702,882	$ 705,238	$ 707,594	$ 709,951	$ 709,951	$ 712,307	$ 714,663	$ 717,019
105		390.40	Struc & Imprv Los Lunas Bl	$ 82,520	$ 82,792	$ 83,064	$ 83,336	$ 83,608	$ 83,880	$ 83,880	$ 84,152	$ 84,424	$ 84,696
106		390.50	Struc & Imprv Rio Bravo	$ 196,273	$ 196,273	$ 196,273	$ 196,273	$ 196,273	$ 196,273	$ 196,273	$ 196,273	$ 196,273	$ 196,273
107		390.60	Struc & Imprv Rio Rancho	$ 27,033	$ 27,033	$ 27,033	$ 27,033	$ 27,033	$ 27,033	$ 27,033	$ 27,033	$ 27,033	$ 27,033
108		390.70	Struc & Imprv Santa Fe Bldg	$ -	$ -	$ -	$ -	$ -	$ -	$ -	$ -	$ -	$ -
109		390.80	Struc & Imprv SF Pymt Ctr	$ 30,499	$ 30,807	$ 31,115	$ 31,424	$ 31,732	$ 32,041	$ 32,041	$ 32,349	$ 32,658	$ 32,966
110		390.90	Solar Structures	$ 286,928	$ 295,783	$ 304,637	$ 313,492	$ 322,346	$ 331,200	$ 331,200	$ 340,055	$ 348,909	$ 357,763
111		391.00	Office Furniture & Equip	$ 556,046	$ 564,421	$ 572,796	$ 581,170	$ 589,545	$ 597,920	$ 597,920	$ 606,294	$ 614,669	$ 623,044
112		391.10	Off Furn & Eq, PC Systems	$ -	$ -	$ -	$ -	$ -	$ -	$ -	$ -	$ -	$ -
113		391.20	Off Furn & Eq, PCs	$ 8,678,590	$ 8,890,447	$ 9,102,304	$ 9,315,565	$ 9,538,017	$ 9,760,470	$ 9,760,470	$ 9,984,708	$ 10,208,947	$ 10,433,185
114		392.00	Transportation Eq Light	$ 10,742,705	$ 10,813,640	$ 10,884,576	$ 10,957,378	$ 11,030,181	$ 11,102,983	$ 11,102,983	$ 11,177,665	$ 11,252,347	$ 11,327,029
115		392.10	Transportation Eq Heavy	$ 4,324,468	$ 4,345,447	$ 4,366,426	$ 4,387,690	$ 4,408,953	$ 4,430,216	$ 4,430,216	$ 4,451,766	$ 4,473,316	$ 4,494,865
116		392.20	Transportation Eq Trailer	$ 2,037,784	$ 2,054,693	$ 2,071,602	$ 2,088,759	$ 2,105,916	$ 2,123,073	$ 2,123,073	$ 2,140,479	$ 2,157,886	$ 2,175,293
117		392.30	Transportation Eq Medium	$ 4,442,812	$ 4,473,470	$ 4,504,128	$ 4,535,585	$ 4,567,042	$ 4,598,499	$ 4,598,499	$ 4,630,760	$ 4,663,021	$ 4,695,282
118		392.40	Transp Eq Special Purpose	$ 150,022	$ 151,318	$ 152,614	$ 153,909	$ 155,205	$ 156,501	$ 156,501	$ 157,797	$ 159,093	$ 160,389
119		393.00	Stores Equip	$ 466,688	$ 471,866	$ 477,045	$ 482,315	$ 487,585	$ 492,855	$ 492,855	$ 498,216	$ 503,577	$ 508,938
120		394.00	Tools, Shop & Garage Equip	$ 4,675,147	$ 4,773,888	$ 4,872,628	$ 4,975,156	$ 5,077,684	$ 5,180,211	$ 5,180,211	$ 5,284,925	$ 5,389,639	$ 5,494,353
121		396.00	Power Operated Equipment	$ 3,985,117	$ 4,016,964	$ 4,048,810	$ 4,081,122	$ 4,113,434	$ 4,145,746	$ 4,145,746	$ 4,178,524	$ 4,211,302	$ 4,244,080
122		397.00	Communication Equipment	$ 1,235,668	$ 1,292,453	$ 1,349,239	$ 1,406,090	$ 1,463,376	$ 1,520,662	$ 1,520,662	$ 1,578,032	$ 1,635,402	$ 1,692,772
123		398.00	Miscellaneous Equipment	$ 369,314	$ 376,404	$ 383,493	$ 390,719	$ 398,829	$ 406,940	$ 406,940	$ 415,222	$ 423,505	$ 431,788
124		398.50	CNG Equipment	$ 156,217	$ 165,502	$ 174,788	$ 184,073	$ 193,358	$ 202,643	$ 202,643	$ 211,929	$ 221,214	$ 230,499
125		398.60	CNG Equipment	$ 11,235	$ 11,839	$ 12,443	$ 13,048	$ 13,652	$ 14,256	$ 14,256	$ 14,861	$ 15,465	$ 16,069
126		398.70	CNG Equipment	$ -	$ -	$ -	$ -	$ -	$ -	$ -	$ -	$ -	$ -
127		399.10	ARO General Plant	$ 13,468	$ 13,468	$ 13,468	$ 13,468	$ 13,468	$ 13,468	$ 13,468	$ 13,468	$ 13,468	$ 13,468
128	**Gas General Plant Total**			**$ 52,068,889**	**$ 52,722,399**	**$ 53,375,908**	**$ 54,039,112**	**$ 54,719,441**	**$ 55,399,770**	**$ 55,399,770**	**$ 56,088,650**	**$ 56,777,530**	**$ 57,466,410**
129													
130	**Grand Total**			**$ 689,926,822**	**$ 693,444,158**	**$ 696,962,321**	**$ 700,525,631**	**$ 704,108,751**	**$ 707,699,558**	**$ 707,699,558**	**$ 711,330,845**	**$ 715,117,736**	**$ 718,913,989**
131													
132	**Notes:**												
133	(1) These cells are hard-coded and non-fully functional. Please provide a data-request if parties would like to see support.												

Sponsored by NMGC Witness Erik C. Buchanan

NEW MEXICO GAS COMPANY, INC.

Accumulated Provision for Depreciation by Functional Classification
Base Period - 12 Months Ending March 31, 2023
Future Test Year - 12 Months Ending September 30, 2025

	A	B	C	AP	AQ	AR	AS	AT	AU	AV	AW	AX	AY
3	**Accumulated Reserve (1)**	**FERC Acct**	**Description**	**Balance 1/31/2025**	**Balance 2/28/2025**	**Balance 3/31/2025**	**Balance 4/30/2025**	**Balance 5/31/2025**	**Balance 6/30/2025**	**Balance 7/31/2025**	**Balance 8/31/2025**	**Future Test Year Ending 9/30/2025**	**13-month Average Adjustment**
89		380.20	Williams Svcs Plastic 100%	$ 2,548	$ 2,548	$ 2,548	$ 2,548	$ 2,548	$ 2,548	$ 2,548	$ 2,548	$ 2,548	$ -
90		380.21	Wms Impaired Svcs Plastic	$ (848)	$ (850)	$ (853)	$ (856)	$ (858)	$ (861)	$ (864)	$ (866)	$ (869)	$ 16
91		380.22	Wms HL Imp Svcs Plastic	$ -	$ -	$ -	$ -	$ -	$ -	$ -	$ -	$ -	$ -
92		380.30	IMP - Services Plastic	$ 201,432	$ 206,344	$ 211,255	$ 216,166	$ 221,077	$ 225,988	$ 230,899	$ 235,810	$ 240,721	$ (29,467)
93		381.00	Meters	$ 29,402,153	$ 29,721,871	$ 30,041,589	$ 30,364,698	$ 30,687,807	$ 31,010,916	$ 31,339,821	$ 31,668,726	$ 31,997,631	$ (1,945,858)
94		381.10	ERTS AMR Meters	$ 14,284,357	$ 14,423,608	$ 14,562,860	$ 14,702,716	$ 14,842,572	$ 14,982,429	$ 15,123,319	$ 15,264,210	$ 15,405,101	$ (840,424)
95		383.00	House Regulators	$ 3,984,667	$ 3,997,241	$ 4,009,814	$ 4,022,388	$ 4,034,961	$ 4,047,534	$ 4,060,108	$ 4,072,681	$ 4,085,255	$ (75,441)
96		385.00	Industrial Measuring & Regulating	$ 10,933,117	$ 10,996,604	$ 11,060,091	$ 11,123,841	$ 11,187,591	$ 11,251,340	$ 11,315,620	$ 11,379,900	$ 11,444,180	$ (383,058)
97	**Gas Distribution Plant Total**			**$ 476,862,008**	**$ 478,826,120**	**$ 480,790,233**	**$ 482,770,371**	**$ 484,750,552**	**$ 486,732,027**	**$ 488,743,810**	**$ 490,756,596**	**$ 492,774,326**	**$ (11,923,703)**
98													
99													
100	**Gas General Plant**	389.00	Land	$ (26,972)	$ (26,972)	$ (26,972)	$ (26,972)	$ (26,972)	$ (26,972)	$ (26,972)	$ (26,972)	$ (26,972)	$ -
101		390.00	Structures & Improvement	$ 9,619,503	$ 9,702,428	$ 9,785,353	$ 9,868,657	$ 9,951,961	$ 10,035,265	$ 10,119,136	$ 10,203,008	$ 10,286,879	$ (498,788)
102		390.10	Str/Impr, NMGC Div Bldgs	$ -	$ -	$ -	$ -	$ -	$ -	$ -	$ -	$ -	$ -
103		390.20	Struc & Imprv Admin Bldg	$ -	$ -	$ -	$ -	$ -	$ -	$ -	$ -	$ -	$ -
104		390.30	Struc & Imprv Business Ctr	$ 719,375	$ 721,732	$ 724,088	$ 726,444	$ 728,800	$ 731,157	$ 733,513	$ 735,869	$ 738,225	$ (14,137)
105		390.40	Struc & Imprv Los Lunas Bl	$ 84,968	$ 85,240	$ 85,512	$ 85,784	$ 85,897	$ 85,897	$ 85,897	$ 85,897	$ 85,897	$ (655)
106		390.50	Struc & Imprv Rio Bravo	$ 196,273	$ 196,273	$ 196,273	$ 196,273	$ 196,273	$ 196,273	$ 196,273	$ 196,273	$ 196,273	$ -
107		390.60	Struc & Imprv Rio Rancho	$ 27,033	$ 27,033	$ 27,033	$ 27,033	$ 27,033	$ 27,033	$ 27,033	$ 27,033	$ 27,033	$ -
108		390.70	Struc & Imprv Santa Fe Bldg	$ -	$ -	$ -	$ -	$ -	$ -	$ -	$ -	$ -	$ -
109		390.80	Struc & Imprv SF Pymt Ctr	$ 33,274	$ 33,583	$ 33,891	$ 34,200	$ 34,508	$ 34,817	$ 35,125	$ 35,433	$ 35,742	$ (1,851)
110		390.90	Solar Structures	$ 366,618	$ 375,472	$ 384,327	$ 393,181	$ 402,035	$ 410,890	$ 419,744	$ 428,598	$ 437,453	$ (53,126)
111		391.00	Office Furniture & Equip	$ 631,418	$ 639,793	$ 648,168	$ 656,542	$ 664,917	$ 673,292	$ 681,667	$ 690,041	$ 698,416	$ (50,248)
112		391.10	Off Furn & Eq, PC Systems	$ -	$ -	$ -	$ -	$ -	$ -	$ -	$ -	$ -	$ -
113		391.20	Off Furn & Eq, PCs	$ 10,658,886	$ 10,905,237	$ 11,151,588	$ 11,398,750	$ 11,645,912	$ 11,893,288	$ 12,141,880	$ 12,390,473	$ 12,639,065	$ (1,468,881)
114		392.00	Transportation Eq Light	$ 11,404,236	$ 11,481,444	$ 11,558,651	$ 11,636,996	$ 11,715,340	$ 11,793,685	$ 11,873,748	$ 11,953,811	$ 12,033,875	$ (471,428)
115		392.10	Transportation Eq Heavy	$ 4,516,799	$ 4,538,733	$ 4,560,668	$ 4,582,775	$ 4,604,882	$ 4,626,990	$ 4,649,359	$ 4,671,728	$ 4,694,097	$ (132,851)
116		392.20	Transportation Eq Trailer	$ 2,193,035	$ 2,210,778	$ 2,228,520	$ 2,246,414	$ 2,264,307	$ 2,282,201	$ 2,300,323	$ 2,318,445	$ 2,336,567	$ (107,542)
117		392.30	Transportation Eq Medium	$ 4,728,624	$ 4,761,965	$ 4,795,307	$ 4,829,136	$ 4,862,964	$ 4,896,793	$ 4,931,356	$ 4,965,920	$ 5,000,484	$ (203,552)
118		392.40	Transp Eq Special Purpose	$ 161,685	$ 162,980	$ 164,276	$ 165,572	$ 166,868	$ 168,164	$ 169,460	$ 170,756	$ 172,052	$ (7,775)
119		393.00	Stores Equip	$ 514,420	$ 519,903	$ 525,386	$ 530,930	$ 536,473	$ 542,017	$ 547,652	$ 553,287	$ 558,923	$ (33,340)
120		394.00	Tools, Shop & Garage Equip	$ 5,601,257	$ 5,708,161	$ 5,815,065	$ 5,923,066	$ 6,031,066	$ 6,139,067	$ 6,249,316	$ 6,359,566	$ 6,469,816	$ (650,930)
121		396.00	Power Operated Equipment	$ 4,277,479	$ 4,310,878	$ 4,344,277	$ 4,377,987	$ 4,411,698	$ 4,445,408	$ 4,479,586	$ 4,513,764	$ 4,547,942	$ (202,660)
122		397.00	Communication Equipment	$ 1,750,211	$ 1,808,626	$ 1,867,040	$ 1,925,492	$ 1,983,945	$ 2,042,407	$ 2,100,927	$ 2,159,447	$ 2,217,967	$ (350,049)
123		398.00	Miscellaneous Equipment	$ 440,211	$ 450,624	$ 461,037	$ 471,528	$ 482,019	$ 492,531	$ 503,160	$ 513,788	$ 524,417	$ (61,589)
124		398.50	CNG Equipment	$ 239,785	$ 249,070	$ 258,355	$ 267,641	$ 276,926	$ 286,211	$ 295,497	$ 304,782	$ 314,067	$ (55,712)
125		398.60	CNG Equipment	$ 16,673	$ 17,278	$ 17,882	$ 18,486	$ 19,091	$ 19,695	$ 20,299	$ 20,904	$ 21,508	$ (3,626)
126		398.70	CNG Equipment	$ -	$ -	$ -	$ -	$ -	$ -	$ -	$ -	$ -	$ -
127		399.10	ARO General Plant	$ 13,468	$ 13,468	$ 13,468	$ 13,468	$ 13,468	$ 13,468	$ 13,468	$ 13,468	$ 13,468	$ -
128	**Gas General Plant Total**			**$ 58,168,262**	**$ 58,893,728**	**$ 59,619,195**	**$ 60,349,384**	**$ 61,079,414**	**$ 61,809,576**	**$ 62,547,448**	**$ 63,285,321**	**$ 64,023,193**	**$ (4,368,741)**
129													
130	**Grand Total**			**$ 722,782,924**	**$ 726,752,838**	**$ 730,722,752**	**$ 734,713,540**	**$ 738,704,453**	**$ 742,715,924**	**$ 746,767,074**	**$ 750,819,606**	**$ 754,885,835**	**$ (23,968,368)**
131													
132	**Notes:**												
133	(1) These cells are hard-coded and non-fully functional. Please provide a data-request if parties would like to see support.												

Sponsored by NMGC Witness Erik C. Buchanan

NEW MEXICO GAS COMPANY, INC.

Accumulated Provision for Depreciation by Functional Classification
Base Period - 12 Months Ending March 31, 2023
Future Test Year - 12 Months Ending September 30, 2025

	A	B	C	AZ	BA	BB	BC	BD	BE
3	**Accumulated Reserve (1)**	**FERC Acct**	**Description**	**Other Test Period Adjustments**	**Adjusted Future Test Year Ending 9/30/2025**		**Adjusted Base and Test Periods Variance**	**Test Period to Adjusted Base Period Variance - %**	**Rule 630 Schedule or Workpaper Ref.**
89		380.20	Williams Svcs Plastic 100%		$ 2,548		$ 88	3.6%	WP Plant 6 Accum Res Balances
90		380.21	Wms Impaired Svcs Plastic		$ (853)		$ (82)	10.6%	WP Plant 6 Accum Res Balances
91		380.22	Wms HL Imp Svcs Plastic		$ -		$ -	0.0%	WP Plant 6 Accum Res Balances
92		380.30	IMP - Services Plastic		$ 211,255		$ 147,688	232.3%	WP Plant 6 Accum Res Balances
93		381.00	Meters		$ 30,051,774		$ 7,130,348	31.1%	WP Plant 6 Accum Res Balances
94		381.10	ERTS AMR Meters		$ 14,564,677		$ 3,312,621	29.4%	WP Plant 6 Accum Res Balances
95		383.00	House Regulators		$ 4,009,814		$ 292,267	7.9%	WP Plant 6 Accum Res Balances
96		385.00	Industrial Measuring & Regulating		$ 11,061,122		$ 1,555,555	16.4%	WP Plant 6 Accum Res Balances
97	**Gas Distribution Plant Total**			**$ -**	**$ 480,850,623**		**$ 45,108,099**	**10.4%**	
98									
99									
100	**Gas General Plant**	389.00	Land	$ -	$ (26,972)		$ -	0.0%	WP Plant 6 Accum Res Balances
101		390.00	Structures & Improvement	$ -	$ 9,788,091		$ 1,731,570	21.5%	WP Plant 6 Accum Res Balances
102		390.10	Str/Impr, NMGC Div Bldgs	$ -	$ -		$ -	0.0%	WP Plant 6 Accum Res Balances
103		390.20	Struc & Imprv Admin Bldg	$ -	$ -		$ -	0.0%	WP Plant 6 Accum Res Balances
104		390.30	Struc & Imprv Business Ctr	$ -	$ 724,088		$ 82,711	12.9%	WP Plant 6 Accum Res Balances
105		390.40	Struc & Imprv Los Lunas Bl	$ -	$ 85,241		$ 15,910	22.9%	WP Plant 6 Accum Res Balances
106		390.50	Struc & Imprv Rio Bravo	$ -	$ 196,273		$ -	0.0%	WP Plant 6 Accum Res Balances
107		390.60	Struc & Imprv Rio Rancho	$ -	$ 27,033		$ -	0.0%	WP Plant 6 Accum Res Balances
108		390.70	Struc & Imprv Santa Fe Bldg	$ -	$ -		$ -	0.0%	WP Plant 6 Accum Res Balances
109		390.80	Struc & Imprv SF Pymt Ctr	$ -	$ 33,891		$ 7,444	28.1%	WP Plant 6 Accum Res Balances
110		390.90	Solar Structures	$ -	$ 384,327		$ 235,516	158.3%	WP Plant 6 Accum Res Balances
111		391.00	Office Furniture & Equip	$ -	$ 648,168		$ 200,972	44.9%	WP Plant 6 Accum Res Balances
112		391.10	Off Furn & Eq, PC Systems	$ -	$ -		$ -	0.0%	WP Plant 6 Accum Res Balances
113		391.20	Off Furn & Eq, PCs	$ -	$ 11,170,184		$ 5,068,423	83.1%	WP Plant 6 Accum Res Balances
114		392.00	Transportation Eq Light	$ -	$ 11,562,447		$ 1,557,878	15.6%	WP Plant 6 Accum Res Balances
115		392.10	Transportation Eq Heavy	$ -	$ 4,561,246		$ 569,056	14.3%	WP Plant 6 Accum Res Balances
116		392.20	Transportation Eq Trailer	$ -	$ 2,229,025		$ 452,770	25.5%	WP Plant 6 Accum Res Balances
117		392.30	Transportation Eq Medium	$ -	$ 4,796,932		$ 715,863	17.5%	WP Plant 6 Accum Res Balances
118		392.40	Transp Eq Special Purpose	$ -	$ 164,276		$ 31,359	23.6%	WP Plant 6 Accum Res Balances
119		393.00	Stores Equip	$ -	$ 525,583		$ 121,709	30.1%	WP Plant 6 Accum Res Balances
120		394.00	Tools, Shop & Garage Equip	$ -	$ 5,818,885		$ 2,377,061	69.1%	WP Plant 6 Accum Res Balances
121		396.00	Power Operated Equipment	$ -	$ 4,345,282		$ 775,493	21.7%	WP Plant 6 Accum Res Balances
122		397.00	Communication Equipment	$ -	$ 1,867,918		$ 1,215,726	186.4%	WP Plant 6 Accum Res Balances
123		398.00	Miscellaneous Equipment	$ -	$ 462,828		$ 166,531	56.2%	WP Plant 6 Accum Res Balances
124		398.50	CNG Equipment	$ -	$ 258,355		$ 176,421	215.3%	WP Plant 6 Accum Res Balances
125		398.60	CNG Equipment	$ -	$ 17,882		$ 11,482	179.4%	WP Plant 6 Accum Res Balances
126		398.70	CNG Equipment	$ -	$ -		$ -	0.0%	WP Plant 6 Accum Res Balances
127		399.10	ARO General Plant	$ -	$ 13,468		$ 125	0.9%	WP Plant 6 Accum Res Balances
128	**Gas General Plant Total**			**$ -**	**$ 59,654,452**		**$ 15,514,021**	**35.1%**	
129									
130	**Grand Total**			**$ -**	**$ 730,917,467**		**$ 85,582,923**	**13.3%**	
131									
132	**Notes:**								
133	(1) These cells are hard-coded and non-fully functional. Please provide a data-request if parties would like to see support.								

Sponsored by NMGC Witness Erik C. Buchanan

630 Schedule C-1.1 Accum

NEW MEXICO GAS COMPANY, INC.

Schedule C-1.1 Notes
Base Period - 12 Months Ending March 31, 2023
Future Test Year - 12 Months Ending September 30, 2025

Accumulated Provision for Depreciation and Amortization
Explanation for Cost Drivers Resulting in Material Change
Note 1: The accumulated depreciation balances were developed by taking the actual accumulated depreciation balances as of March 30, 2023 and including calculated monthly depreciation expense based on the forecasted plant-in-service balances. See NMGC Exhibit ECB-4 WP Plant-4, WP Plant-5, and WP Plant-6. The monthly depreciation expense for the Base Period was calculated using monthly gross plant balances and depreciation rates approved in NMGC's 2019 Rate Case (19-0037-UT). The monthly depreciation expense for the Linkage 1 Period was calculated using monthly gross plant balances and depreciation rates from NMGC's 2019 Rate Case and rates from NMGC's updated depreciation study that was filed with the NMPRC on June 30, 2023. The Linkage 2 and Future Test Year period monthly depreciation expense was calculated using monthly gross plant balances and depreciation rates from NMGC's updated depreciation study that was filed with the NMPRC on June 30, 2023. NMGC Exhibit ECB–4 WP Plant-1 provides a schedule of monthly net plant in service balances from March 31, 2023 through September 30, 2025. The values in this schedule are hard coded. NMGC will update depreciation expense and associated plant and ADIT balances at the request of parties.

NEW MEXICO GAS COMPANY, INC.

Depreciation Rate Study, Depreciation Rates, Existing and Proposed
Base Period - 12 Months Ending March 31, 2023
Future Test Year - 12 Months Ending September 30, 2025

	A	B	C	D	E
1	FERC Account	Annual Depreciation Rates 2020 (1)	Monthly Depreciation Rates 2020	Annual Depreciation Rates 2023 (2)	Monthly Depreciation Rates 2023
2			(C = B / 12)		(E = D / 12)
3	303.10	0.00%	0.00%	0.00%	0.00%
4	303.20	0.00%	0.00%	0.00%	0.00%
5	303.30	6.67%	0.56%	6.67%	0.56%
6	325.40	0.00%	0.00%	0.00%	0.00%
7	332.00	0.00%	0.00%	0.00%	0.00%
8	332.10	0.00%	0.00%	0.00%	0.00%
9	332.40	0.00%	0.00%	0.00%	0.00%
10	333.00	0.00%	0.00%	0.00%	0.00%
11	334.00	0.00%	0.00%	0.00%	0.00%
12	350.20	0.00%	0.00%	0.00%	0.00%
13	351.10	0.00%	0.00%	0.00%	0.00%
14	351.40	0.00%	0.00%	0.00%	0.00%
15	352.20	0.00%	0.00%	0.00%	0.00%
16	352.30	0.00%	0.00%	0.00%	0.00%
17	352.40	0.00%	0.00%	0.00%	0.00%
18	353.00	0.00%	0.00%	0.00%	0.00%
19	354.00	0.00%	0.00%	0.00%	0.00%
20	355.00	0.00%	0.00%	0.00%	0.00%
21	357.00	0.00%	0.00%	0.00%	0.00%
22	365.10	0.00%	0.00%	0.00%	0.00%
23	365.20	1.36%	0.11%	1.14%	0.09%
24	366.10	1.55%	0.13%	1.24%	0.10%
25	366.20	2.70%	0.23%	2.69%	0.22%
26	366.30	1.71%	0.14%	1.34%	0.11%
27	367.00	12.85%	1.07%	0.00%	0.00%
28	367.10	1.68%	0.14%	1.49%	0.12%
29	367.20	0.00%	0.00%	0.00%	0.00%
30	367.30	3.28%	0.27%	3.12%	0.26%
31	367.40	5.10%	0.43%	20.07%	1.67%
32	367.50	1.68%	0.14%	1.49%	0.12%
33	367.60	0.00%	0.00%	0.00%	0.00%
34	368.00	1.80%	0.15%	2.00%	0.17%
35	369.00	1.86%	0.16%	2.07%	0.17%
36	369.10	1.86%	0.16%	2.07%	0.17%
37	369.11	1.86%	0.16%	2.07%	0.17%
38	369.12	0.00%	0.00%	0.00%	0.00%
39	369.13	0.00%	0.00%	2.07%	0.17%
40	371.00	3.02%	0.25%	2.52%	0.21%
41	374.10	0.00%	0.00%	0.00%	0.00%
42	374.20	1.20%	0.10%	0.99%	0.08%
43	374.30	1.20%	0.10%	0.99%	0.08%
44	374.31	1.20%	0.10%	0.99%	0.08%
45	374.32	0.00%	0.00%	0.00%	0.00%
46	375.00	1.98%	0.17%	1.96%	0.16%
47	376.00	29.47%	2.46%	0.00%	0.00%
48	376.10	1.91%	0.16%	1.81%	0.15%
49	376.20	1.67%	0.14%	1.74%	0.14%
50	376.30	0.95%	0.08%	1.98%	0.17%
51	376.40	3.13%	0.26%	3.08%	0.26%
52	376.50	5.01%	0.42%	15.15%	1.26%
53	376.60	1.91%	0.16%	1.81%	0.15%
54	376.61	1.91%	0.16%	1.81%	0.15%
55	376.62	0.00%	0.00%	0.00%	0.00%
56	376.63	1.91%	0.16%	1.81%	0.15%
57	376.70	1.67%	0.14%	1.74%	0.14%
58	376.71	1.67%	0.14%	1.74%	0.14%
59	376.72	0.00%	0.00%	0.00%	0.00%
60	376.73	1.67%	0.14%	1.74%	0.15%

NEW MEXICO GAS COMPANY, INC.

Depreciation Rate Study, Depreciation Rates, Existing and Proposed
Base Period - 12 Months Ending March 31, 2023
Future Test Year - 12 Months Ending September 30, 2025

	A	B	C	D	E
1	FERC Account	Annual Depreciation Rates 2020 (1)	Monthly Depreciation Rates 2020	Annual Depreciation Rates 2023 (2)	Monthly Depreciation Rates 2023
61	376.80	3.13%	0.26%	3.08%	0.26%
62	376.81	3.13%	0.26%	3.08%	0.26%
63	376.82	0.00%	0.00%	0.00%	0.00%
64	376.90	5.01%	0.42%	15.15%	1.26%
65	376.91	5.01%	0.42%	15.15%	1.26%
66	376.92	0.00%	0.00%	0.00%	0.00%
67	377.00	0.00%	0.00%	0.00%	0.00%
68	378.00	2.91%	0.24%	2.46%	0.21%
69	378.10	2.91%	0.24%	2.46%	0.21%
70	379.00	2.94%	0.25%	2.22%	0.18%
71	380.00	3.77%	0.31%	1.65%	0.14%
72	380.10	3.65%	0.30%	1.67%	0.14%
73	380.11	0.00%	0.00%	0.00%	0.00%
74	380.13	3.65%	0.30%	1.67%	0.14%
75	380.20	3.77%	0.31%	0.00%	0.00%
76	380.21	3.77%	0.31%	1.65%	0.14%
77	380.22	3.77%	0.31%	0.00%	0.00%
78	380.30	3.77%	0.31%	1.65%	0.14%
79	381.00	3.24%	0.27%	3.73%	0.31%
80	381.10	6.29%	0.52%	6.00%	0.50%
81	383.00	1.58%	0.13%	1.87%	0.16%
82	385.00	3.66%	0.31%	2.85%	0.24%
83	389.00	0.00%	0.00%	0.00%	0.00%
84	390.00	2.17%	0.18%	2.07%	0.17%
85	390.10	0.00%	0.00%	0.00%	0.00%
86	390.20	0.00%	0.00%	0.00%	0.00%
87	390.30	6.67%	0.56%	2.07%	0.17%
88	390.40	30.77%	2.56%	3.80%	0.32%
89	390.50	100.00%	8.33%	0.00%	0.00%
90	390.60	30.77%	2.56%	0.00%	0.00%
91	390.70	10.00%	0.83%	0.00%	0.00%
92	390.80	9.86%	0.82%	9.60%	0.80%
93	390.90	5.00%	0.42%	3.29%	0.27%
94	391.00	6.67%	0.56%	6.67%	0.56%
95	391.10	0.00%	0.00%	0.00%	0.00%
96	391.20	16.67%	1.39%	16.83%	1.40%
97	392.00	2.58%	0.22%	4.32%	0.36%
98	392.10	6.92%	0.58%	4.10%	0.34%
99	392.20	7.45%	0.62%	4.60%	0.38%
100	392.30	3.36%	0.28%	3.70%	0.31%
101	392.40	5.85%	0.49%	5.63%	0.47%
102	393.00	6.67%	0.56%	6.67%	0.56%
103	394.00	6.67%	0.56%	6.67%	0.56%
104	396.00	4.93%	0.41%	4.21%	0.35%
105	397.00	10.00%	0.83%	21.19%	1.77%
106	398.00	6.67%	0.56%	7.63%	0.64%
107	398.50	0.00%	0.00%	6.67%	0.56%
108	398.60	0.00%	0.00%	6.67%	0.56%
109	398.70	0.00%	0.00%	0.00%	0.00%
110	399.10	1.75%	0.15%	0.00%	0.00%
111					
112	**Notes:**				
113	(1) Reflects depreciation rates approved in NMGC's 2019 Rate Case (19-00317-UT).				
114	(2) Reflects NMGC's depreciation rates based on an updated study filed with the NMPRC on June 30, 2023. NMGC's next depreciation study will be due no later than June 30, 2028.				

NEW MEXICO GAS COMPANY, INC.

Depreciation, Depletion, Amortization, and Abandonment Expense
Base Period - 12 Months Ending March 31, 2023
Future Test Year - 12 Months Ending September 30, 2025

	A	B	C	D	E	F	G	H	I	J	K	L	M
2	Functional Class	FERC	FERC Description	Base Period Beginning Gross Plant Balance 3/31/2022	Base Period Ending Gross Plant Balance 3/31/2023	Average Base Period Gross Balance	Average Base Period Depreciation & Amortization Rate	Base Period Depreciation / Amortization Expense	Annualized Adjustment	Placeholder	Total Base Period Depreciation / Amortization Adjustments		Linkage Period 1 Beginning Gross Plant Balance 3/31/2023
3						F = (D + E)/2					K = Sum (I-J)		
4	**Gas Intangible Plant Total**	303.1	Intangible Plant @ 20%	$ 24,986,916	$ 16,495,088	$ 20,741,002		$ -	$ -		$ -		$ 16,495,088
5		303.2	Intangible Plant @ 10%	$ -	$ -	$ -		$ 5	$ (5)		$ (5)		$ -
6		303.3	Intangible Plant @ 6.67%	$ 36,218,652	$ 40,500,707	$ 38,359,679		$ 2,440,547	$ 260,850		$ 260,850		$ 40,500,707
7	**Gas Intangible Plant Total**			**$ 61,205,567**	**$ 56,995,795**	**$ 59,100,681**	**4.13%**	**$ 2,440,553**	**$ 260,845**	**$ -**	**$ 260,845**		**$ 56,995,795**
8													
9													
10	**Gas Production Plant**	325.4	Right Of Way	$ -	$ -	$ -		$ -	$ -		$ -		$ -
11		332.0	Field Lines, Bare Steel	$ -	$ -	$ -		$ -	$ -		$ -		$ -
12		332.1	Field Lines, Wrapped Steel	$ -	$ -	$ -		$ -	$ -		$ -		$ -
13		332.4	Field Lines, Other Equip	$ -	$ -	$ -		$ -	$ -		$ -		$ -
14		333.0	Field Compressor Sta Eq	$ -	$ -	$ -		$ -	$ -		$ -		$ -
15		334.0	Field Measuring/Regulating	$ -	$ -	$ -		$ -	$ -		$ -		$ -
16	**Gas Production Plant Total**			**$ -**	**$ -**	**$ -**	**0.00%**	**$ -**	**$ -**	**$ -**	**$ -**		**$ -**
17													
18													
19	**Gas Other Storage Plant**	350.2	Right Of Way	$ -	$ -	$ -		$ -	$ -		$ -		$ -
20		351.1	Well Structures	$ -	$ -	$ -		$ -	$ -		$ -		$ -
21		351.4	Other Structures	$ -	$ -	$ -		$ -	$ -		$ -		$ -
22		352.2	Reservoirs	$ -	$ -	$ -		$ -	$ -		$ -		$ -
23		352.3	Nonrecoverable Natural Gas	$ -	$ -	$ -		$ -	$ -		$ -		$ -
24		352.4	Well Drilling Costs & Eq	$ -	$ -	$ -		$ -	$ -		$ -		$ -
25		353.0	Lines	$ -	$ -	$ -		$ -	$ -		$ -		$ -
26		354.0	Compressor Station Equip	$ -	$ -	$ -		$ -	$ -		$ -		$ -
27		355.0	Field Measuring/Regulating	$ 16,088	$ 16,088	$ 16,088		$ -	$ -		$ -		$ 16,088
28		357.0	Other Equipment	$ -	$ -	$ -		$ -	$ -		$ -		$ -
29	**Gas Other Storage Plant Total**			**$ 16,088**	**$ 16,088**	**$ 16,088**	**0.00%**	**$ -**	**$ -**	**$ -**	**$ -**		**$ 16,088**
30													
31													
32	**Gas Transmission Plant**	365.1	Land And Land Rights	$ 4,907,570	$ 4,907,570	$ 4,907,570		$ -	$ -		$ -		$ 4,907,570
33		365.2	Right Of Way	$ 5,717,990	$ 5,717,990	$ 5,717,990		$ 77,765	$ 211		$ 211		$ 5,717,990
34		366.1	Compressor Station Structure	$ 1,724,208	$ 1,740,138	$ 1,732,173		$ 26,931	$ 43		$ 43		$ 1,740,138
35		366.2	Measuring Station Structure	$ 23,519	$ 23,519	$ 23,519		$ 635	$ 0		$ 0		$ 23,519
36		366.3	Other Structures	$ 632,891	$ 632,891	$ 632,891		$ 10,822	$ 29		$ 29		$ 632,891
37		367.0	Mains Bare Steel Pipe	$ 80,138	$ 79,773	$ 79,956		$ -	$ (0)		$ (0)		$ 79,773
38		367.1	Mains Wrapped Steel Pipe	$ 265,822,922	$ 275,775,741	$ 270,799,332		$ 4,532,389	$ 111,739		$ 111,739		$ 275,775,741
39		367.2	Mains Other Equipment	$ -	$ 110,038	$ 55,019		$ 902	$ (902)		$ (902)		$ 110,038
40		367.3	Mains Other Equipment	$ 45,906,877	$ 46,406,617	$ 46,156,747		$ 1,511,081	$ 11,929		$ 11,929		$ 46,406,617
41		367.4	Mains Anodes	$ 1,783,858	$ 1,783,858	$ 1,783,858		$ 90,977	$ (45)		$ (45)		$ 1,783,858
42		367.5	Mains-Wrap Stl Pipe Brazos	$ 965,849	$ 965,849	$ 965,849		$ 16,226	$ 39		$ 39		$ 965,849
43		367.6	Mains-Wrap Stl Pipe Brazos	$ 1,151,215	$ 1,162,418	$ 1,156,816		$ -	$ -		$ -		$ 1,162,418
44		368.0	Compressor Station Equipment	$ 41,449,813	$ 43,678,224	$ 42,564,019		$ 762,370	$ 24,373		$ 24,373		$ 43,678,224
45		369.0	Field Measuring & Regulating	$ 61,303,797	$ 66,398,286	$ 63,851,042		$ 1,177,028	$ 60,689		$ 60,689		$ 66,398,286
46		369.10	Williams Fld Mea & Reg 100%	$ 42,755	$ 42,755	$ 42,755		$ 795	$ 2		$ 2		$ 42,755
47		369.11	Wms Impaired Fld Mea/Reg	$ (14,814)	$ (14,814)	$ (14,814)		$ (276)	$ (1)		$ (1)		$ (14,814)
48		369.12	Wms HL Imp Fld Mea/Reg	$ -	$ -	$ -		$ -	$ -		$ -		$ -
49		369.13	Field Meas & Reg Brazos	$ 399,351	$ 390,260	$ 394,805		$ -	$ -		$ -		$ 390,260
50		371.0	Other Equipment	$ 219,243	$ 219,243	$ 219,243		$ 6,621	$ 8		$ 8		$ 219,243
51	**Gas Transmission Plant Total**			**$ 432,117,183**	**$ 450,020,356**	**$ 441,068,770**	**1.86%**	**$ 8,214,267**	**$ 208,113**	**$ -**	**$ 208,113**		**$ 450,020,356**

Sponsored by NMGC Witness Erik C. Buchanan

630 Schedule H-7b

NEW MEXICO GAS COMPANY, INC.

Depreciation, Depletion, Amortization, and Abandonment Expense
Base Period - 12 Months Ending March 31, 2023
Future Test Year - 12 Months Ending September 30, 2025

	A	B	C	N	O	P	Q	R	S	T	U	V
2	Functional Class	FERC	FERC Description	Linkage Period 1 Ending Gross Plant Balance 3/31/2024	Average Linkage Period 1 Gross Plant Balance	Average Linkage Period 1 Depreciation & Amortization Rate	Linkage Period 1 Depreciation / Amortization Expense		Linkage Period 2 Beginning Gross Plant Balance 9/30/2023	Linkage Period 2 Ending Gross Plant Balance 9/30/2024	Average Linkage Period 2 Gross Plant Balance	Average Linkage Period 2 Depreciation & Amortization Rate
3					M = (M + N)/2						U = (S + V)/2	
4	**Gas Intangible Plant Total**	303.1	Intangible Plant @ 20%	$ 16,495,088	$ 16,495,088		$ -		$ 16,495,088	$ 16,495,088	$ 16,495,088	
5		303.2	Intangible Plant @ 10%	$ -	$ -		$ -		$ -	$ -	$ -	
6		303.3	Intangible Plant @ 6.67%	$ 47,331,001	$ 43,915,854		$ 2,976,309		$ 45,420,285	$ 47,331,001	$ 46,375,643	
7	**Gas Intangible Plant Total**			**$ 63,826,089**	**$ 60,410,942**	**4.93%**	**$ 2,976,309**		**$ 61,915,373**	**$ 63,826,089**	**$ 62,870,731**	**4.96%**
8												
9												
10	**Gas Production Plant**	325.4	Right Of Way	$ -	$ -		$ -		$ -	$ -	$ -	
11		332.0	Field Lines, Bare Steel	$ -	$ -		$ -		$ -	$ -	$ -	
12		332.1	Field Lines, Wrapped Steel	$ -	$ -		$ -		$ -	$ -	$ -	
13		332.4	Field Lines, Other Equip	$ -	$ -		$ -		$ -	$ -	$ -	
14		333.0	Field Compressor Sta Eq	$ -	$ -		$ -		$ -	$ -	$ -	
15		334.0	Field Measuring/Regulating	$ -	$ -		$ -		$ -	$ -	$ -	
16	**Gas Production Plant Total**			**$ -**	**$ -**	**0.00%**	**$ -**		**$ -**	**$ -**	**$ -**	**0.00%**
17												
18												
19	**Gas Other Storage Plant**	350.2	Right Of Way	$ -	$ -		$ -		$ -	$ -	$ -	
20		351.1	Well Structures	$ -	$ -		$ -		$ -	$ -	$ -	
21		351.4	Other Structures	$ -	$ -		$ -		$ -	$ -	$ -	
22		352.2	Reservoirs	$ -	$ -		$ -		$ -	$ -	$ -	
23		352.3	Nonrecoverable Natural Gas	$ -	$ -		$ -		$ -	$ -	$ -	
24		352.4	Well Drilling Costs & Eq	$ -	$ -		$ -		$ -	$ -	$ -	
25		353.0	Lines	$ -	$ -		$ -		$ -	$ -	$ -	
26		354.0	Compressor Station Equip	$ -	$ -		$ -		$ -	$ -	$ -	
27		355.0	Field Measuring/Regulating	$ 16,088	$ 16,088		$ -		$ 16,088	$ 16,088	$ 16,088	
28		357.0	Other Equipment	$ -	$ -		$ -		$ -	$ -	$ -	
29	**Gas Other Storage Plant Total**			**$ 16,088**	**$ 16,088**	**0.00%**	**$ -**		**$ 16,088**	**$ 16,088**	**$ 16,088**	**0.00%**
30												
31												
32	**Gas Transmission Plant**	365.1	Land And Land Rights	$ 4,907,570	$ 4,907,570		$ -		$ 4,907,570	$ 4,907,570	$ 4,907,570	
33		365.2	Right Of Way	$ 5,717,990	$ 5,717,990		$ 70,456		$ 5,717,990	$ 5,717,990	$ 5,717,990	
34		366.1	Compressor Station Structure	$ 1,740,138	$ 1,740,138		$ 23,829		$ 1,740,138	$ 1,740,138	$ 1,740,138	
35		366.2	Measuring Station Structure	$ 23,519	$ 23,519		$ 633		$ 23,519	$ 23,519	$ 23,519	
36		366.3	Other Structures	$ 632,891	$ 632,891		$ 9,478		$ 632,891	$ 632,891	$ 632,891	
37		367.0	Mains Bare Steel Pipe	$ 79,773	$ 79,773		$ (0)		$ 79,773	$ 79,773	$ 79,773	
38		367.1	Mains Wrapped Steel Pipe	$ 302,354,953	$ 289,065,347		$ 4,525,721		$ 288,479,758	$ 309,044,428	$ 298,762,093	
39		367.2	Mains Other Equipment	$ 110,038	$ 110,038		$ -		$ 110,038	$ 110,038	$ 110,038	
40		367.3	Mains Other Equipment	$ 46,406,617	$ 46,406,617		$ 1,480,103		$ 46,406,617	$ 46,406,617	$ 46,406,617	
41		367.4	Mains Anodes	$ 1,783,858	$ 1,783,858		$ 246,731		$ 1,783,858	$ 1,783,858	$ 1,783,858	
42		367.5	Mains-Wrap Stl Pipe Brazos	$ 965,849	$ 965,849		$ 15,172		$ 965,849	$ 965,849	$ 965,849	
43		367.6	Mains-Wrap Stl Pipe Brazos	$ 1,162,418	$ 1,162,418		$ -		$ 1,162,418	$ 1,162,418	$ 1,162,418	
44		368.0	Compressor Station Equipment	$ 47,963,910	$ 45,821,067		$ 878,633		$ 45,819,418	$ 48,677,612	$ 47,248,515	
45		369.0	Field Measuring & Regulating	$ 75,437,933	$ 70,918,110		$ 1,407,429		$ 71,184,839	$ 77,158,631	$ 74,171,735	
46		369.10	Williams Fld Mea & Reg 100%	$ 42,755	$ 42,755		$ 848		$ 42,755	$ 42,755	$ 42,755	
47		369.11	Wms Impaired Fld Mea/Reg	$ (14,814)	$ (14,814)		$ (294)		$ (14,814)	$ (14,814)	$ (14,814)	
48		369.12	Wms HL Imp Fld Mea/Reg	$ -	$ -		$ -		$ -	$ -	$ -	
49		369.13	Field Meas & Reg Brazos	$ 390,260	$ 390,260		$ -		$ 390,260	$ 390,260	$ 390,260	
50		371.0	Other Equipment	$ 219,243	$ 219,243		$ 5,989		$ 219,243	$ 219,243	$ 219,243	
51	**Gas Transmission Plant Total**			**$ 489,924,901**	**$ 469,972,629**	**1.84%**	**$ 8,664,727**		**$ 469,652,120**	**$ 499,048,776**	**$ 484,350,448**	**1.84%**

Sponsored by NMGC Witness Erik C. Buchanan

630 Schedule H-7b

NEW MEXICO GAS COMPANY, INC.

Depreciation, Depletion, Amortization, and Abandonment Expense
Base Period - 12 Months Ending March 31, 2023
Future Test Year - 12 Months Ending September 30, 2025

	A	B	C	W	X	Y	Z	AA	AB	AC	AD	AE	AF
2	Functional Class	FERC	FERC Description	Linkage Period 2 Depreciation / Amortization Expense		Future Test Year Beginning Gross Plant Balance 9/30/2024	Future Test Year Ending Gross Plant Balance 9/30/2025	Average Future Test Year Gross Plant Balance	Average Future Test Year Depreciation & Amortization Rate	Future Test Year Depreciation / Amortization Expense	Test Period Adjustments	Adjusted Future Test Year Depreciation/Amortization Expense	
3								AA = (Y + Z)/2				AE = AC + AD	
4	**Gas Intangible Plant Total**	303.1	Intangible Plant @ 20%	$ -		$ 16,495,088	$ 16,495,088	$ 16,495,088		$ -		$ -	
5		303.2	Intangible Plant @ 10%	$ -		$ -	$ -	$ -		$ -		$ -	
6		303.3	Intangible Plant @ 6.67%	$ 3,119,096		$ 47,331,001	$ 90,735,365	$ 69,033,183		$ 5,480,661		$ 5,480,661	
7	**Gas Intangible Plant Total**			**$ 3,119,096**		**$ 63,826,089**	**$ 107,230,453**	**$ 85,528,271**	**6.41%**	**$ 5,480,661**	**$ -**	**$ 5,480,661**	
8													
9													
10	**Gas Production Plant**	325.4	Right Of Way	$ -		$ -	$ -	$ -		$ -		$ -	
11		332.0	Field Lines, Bare Steel	$ -		$ -	$ -	$ -		$ -		$ -	
12		332.1	Field Lines, Wrapped Steel	$ -		$ -	$ -	$ -		$ -		$ -	
13		332.4	Field Lines, Other Equip	$ -		$ -	$ -	$ -		$ -		$ -	
14		333.0	Field Compressor Sta Eq	$ -		$ -	$ -	$ -		$ -		$ -	
15		334.0	Field Measuring/Regulating	$ -		$ -	$ -	$ -		$ -		$ -	
16	**Gas Production Plant Total**			**$ -**		**$ -**	**$ -**	**$ -**		**$ -**	**$ -**	**$ -**	
17													
18													
19	**Gas Other Storage Plant**	350.2	Right Of Way	$ -		$ -	$ -	$ -		$ -		$ -	
20		351.1	Well Structures	$ -		$ -	$ -	$ -		$ -		$ -	
21		351.4	Other Structures	$ -		$ -	$ -	$ -		$ -		$ -	
22		352.2	Reservoirs	$ -		$ -	$ -	$ -		$ -		$ -	
23		352.3	Nonrecoverable Natural Gas	$ -		$ -	$ -	$ -		$ -		$ -	
24		352.4	Well Drilling Costs & Eq	$ -		$ -	$ -	$ -		$ -		$ -	
25		353.0	Lines	$ -		$ -	$ -	$ -		$ -		$ -	
26		354.0	Compressor Station Equip	$ -		$ -	$ -	$ -		$ -		$ -	
27		355.0	Field Measuring/Regulating	$ -		$ 16,088	$ 16,088	$ 16,088		$ -		$ -	
28		357.0	Other Equipment	$ -		$ -	$ -	$ -		$ -		$ -	
29	**Gas Other Storage Plant Total**			**$ -**		**$ 16,088**	**$ 16,088**	**$ 16,088**	**0.00%**	**$ -**	**$ -**	**$ -**	
30													
31													
32	**Gas Transmission Plant**	365.1	Land And Land Rights	$ -		$ 4,907,570	$ 4,907,570	$ 4,907,570		$ -		$ -	
33		365.2	Right Of Way	$ 65,084		$ 5,717,990	$ 5,717,990	$ 5,717,990		$ 65,084		$ 65,084	
34		366.1	Compressor Station Structure	$ 21,582		$ 1,740,138	$ 1,740,138	$ 1,740,138		$ 21,582		$ 21,582	
35		366.2	Measuring Station Structure	$ 632		$ 23,519	$ 23,519	$ 23,519		$ 632		$ 632	
36		366.3	Other Structures	$ 8,496		$ 632,891	$ 632,891	$ 632,891		$ 8,496		$ 8,496	
37		367.0	Mains Bare Steel Pipe	$ -		$ 79,773	$ 79,773	$ 79,773		$ -		$ -	
38		367.1	Mains Wrapped Steel Pipe	$ 4,471,385		$ 309,044,428	$ 334,069,449	$ 321,556,938		$ 4,808,089		$ 4,808,089	
39		367.2	Mains Other Equipment	$ -		$ 110,038	$ 110,038	$ 110,038		$ -		$ -	
40		367.3	Mains Other Equipment	$ 1,449,456		$ 46,406,617	$ 46,406,617	$ 46,406,617		$ 1,449,456		$ 1,449,456	
41		367.4	Mains Anodes	$ 358,016		$ 1,783,858	$ 1,783,858	$ 1,783,858		$ 358,016		$ 358,016	
42		367.5	Mains-Wrap Stl Pipe Brazos	$ 14,391		$ 965,849	$ 965,849	$ 965,849		$ 14,391		$ 14,391	
43		367.6	Mains-Wrap Stl Pipe Brazos	$ -		$ 1,162,418	$ 1,162,418	$ 1,162,418		$ -		$ -	
44		368.0	Compressor Station Equipment	$ 950,880		$ 48,677,612	$ 52,547,503	$ 50,612,558		$ 1,016,250		$ 1,016,250	
45		369.0	Field Measuring & Regulating	$ 1,542,838		$ 77,158,631	$ 85,602,029	$ 81,380,330		$ 1,690,559		$ 1,690,559	
46		369.10	Williams Fld Mea & Reg 100%	$ 885		$ 42,755	$ 42,755	$ 42,755		$ 885		$ 885	
47		369.11	Wms Impaired Fld Mea/Reg	$ (307)		$ (14,814)	$ (14,814)	$ (14,814)		$ (307)		$ (307)	
48		369.12	Wms HL Imp Fld Mea/Reg	$ -		$ -	$ -	$ -		$ -		$ -	
49		369.13	Field Meas & Reg Brazos	$ -		$ 390,260	$ 390,260	$ 390,260		$ -		$ -	
50		371.0	Other Equipment	$ 5,533		$ 219,243	$ 219,243	$ 219,243		$ 5,533		$ 5,533	
51	**Gas Transmission Plant Total**			**$ 8,888,871**		**$ 499,048,776**	**$ 536,387,086**	**$ 517,717,931**	**1.82%**	**$ 9,438,666**	**$ -**	**$ 9,438,666**	

NEW MEXICO GAS COMPANY, INC.

Depreciation, Depletion, Amortization, and Abandonment Expense
Base Period - 12 Months Ending March 31, 2023
Future Test Year - 12 Months Ending September 30, 2025

	A	B	C	AG	AH	AI	AJ
2	Functional Class	FERC	FERC Description	Adjusted Base and Test Periods Variance	Test Period to Adjusted Base Period Variance - %		Rule 630 Schedule or Workpaper Ref.
3							
4	**Gas Intangible Plant Total**	303.1	Intangible Plant @ 20%	$ -	0.00%		WP Plant 5 Depreciation Exp; 630 Schedule B-3 Gross Plant
5		303.2	Intangible Plant @ 10%	$ -	0.00%		WP Plant 5 Depreciation Exp; 630 Schedule B-3 Gross Plant
6		303.3	Intangible Plant @ 6.67%	$ 2,779,264	6.86%		WP Plant 5 Depreciation Exp; 630 Schedule B-3 Gross Plant
7	**Gas Intangible Plant Total**			**$ 2,779,264**	**4.88%**		
8							
9							
10	**Gas Production Plant**	325.4	Right Of Way	$ -	0.00%		WP Plant 5 Depreciation Exp; 630 Schedule B-3 Gross Plant
11		332.0	Field Lines, Bare Steel	$ -	0.00%		WP Plant 5 Depreciation Exp; 630 Schedule B-3 Gross Plant
12		332.1	Field Lines, Wrapped Steel	$ -	0.00%		WP Plant 5 Depreciation Exp; 630 Schedule B-3 Gross Plant
13		332.4	Field Lines, Other Equip	$ -	0.00%		WP Plant 5 Depreciation Exp; 630 Schedule B-3 Gross Plant
14		333.0	Field Compressor Sta Eq	$ -	0.00%		WP Plant 5 Depreciation Exp; 630 Schedule B-3 Gross Plant
15		334.0	Field Measuring/Regulating	$ -	0.00%		WP Plant 5 Depreciation Exp; 630 Schedule B-3 Gross Plant
16	**Gas Production Plant Total**			**$ -**	**0.00%**		
17							
18							
19	**Gas Other Storage Plant**	350.2	Right Of Way	$ -	0.00%		WP Plant 5 Depreciation Exp; 630 Schedule B-3 Gross Plant
20		351.1	Well Structures	$ -	0.00%		WP Plant 5 Depreciation Exp; 630 Schedule B-3 Gross Plant
21		351.4	Other Structures	$ -	0.00%		WP Plant 5 Depreciation Exp; 630 Schedule B-3 Gross Plant
22		352.2	Reservoirs	$ -	0.00%		WP Plant 5 Depreciation Exp; 630 Schedule B-3 Gross Plant
23		352.3	Nonrecoverable Natural Gas	$ -	0.00%		WP Plant 5 Depreciation Exp; 630 Schedule B-3 Gross Plant
24		352.4	Well Drilling Costs & Eq	$ -	0.00%		WP Plant 5 Depreciation Exp; 630 Schedule B-3 Gross Plant
25		353.0	Lines	$ -	0.00%		WP Plant 5 Depreciation Exp; 630 Schedule B-3 Gross Plant
26		354.0	Compressor Station Equip	$ -	0.00%		WP Plant 5 Depreciation Exp; 630 Schedule B-3 Gross Plant
27		355.0	Field Measuring/Regulating	$ -	0.00%		WP Plant 5 Depreciation Exp; 630 Schedule B-3 Gross Plant
28		357.0	Other Equipment	$ -	0.00%		WP Plant 5 Depreciation Exp; 630 Schedule B-3 Gross Plant
29	**Gas Other Storage Plant Total**			**$ -**	**0.00%**		
30							
31							
32	**Gas Transmission Plant**	365.1	Land And Land Rights	$ -	0.00%		WP Plant 5 Depreciation Exp; 630 Schedule B-3 Gross Plant
33		365.2	Right Of Way	$ (12,891)	-0.23%		WP Plant 5 Depreciation Exp; 630 Schedule B-3 Gross Plant
34		366.1	Compressor Station Structure	$ (5,393)	-0.31%		WP Plant 5 Depreciation Exp; 630 Schedule B-3 Gross Plant
35		366.2	Measuring Station Structure	$ (4)	-0.02%		WP Plant 5 Depreciation Exp; 630 Schedule B-3 Gross Plant
36		366.3	Other Structures	$ (2,355)	-0.37%		WP Plant 5 Depreciation Exp; 630 Schedule B-3 Gross Plant
37		367.0	Mains Bare Steel Pipe	$ 0	0.00%		WP Plant 5 Depreciation Exp; 630 Schedule B-3 Gross Plant
38		367.1	Mains Wrapped Steel Pipe	$ 163,961	0.06%		WP Plant 5 Depreciation Exp; 630 Schedule B-3 Gross Plant
39		367.2	Mains Other Equipment	$ -	0.00%		WP Plant 5 Depreciation Exp; 630 Schedule B-3 Gross Plant
40		367.3	Mains Other Equipment	$ (73,554)	-0.16%		WP Plant 5 Depreciation Exp; 630 Schedule B-3 Gross Plant
41		367.4	Mains Anodes	$ 267,084	14.97%		WP Plant 5 Depreciation Exp; 630 Schedule B-3 Gross Plant
42		367.5	Mains-Wrap Stl Pipe Brazos	$ (1,874)	-0.19%		WP Plant 5 Depreciation Exp; 630 Schedule B-3 Gross Plant
43		367.6	Mains-Wrap Stl Pipe Brazos	$ -	0.00%		WP Plant 5 Depreciation Exp; 630 Schedule B-3 Gross Plant
44		368.0	Compressor Station Equipment	$ 229,508	0.53%		WP Plant 5 Depreciation Exp; 630 Schedule B-3 Gross Plant
45		369.0	Field Measuring & Regulating	$ 452,841	0.68%		WP Plant 5 Depreciation Exp; 630 Schedule B-3 Gross Plant
46		369.10	Williams Fld Mea & Reg 100%	$ 88	0.21%		WP Plant 5 Depreciation Exp; 630 Schedule B-3 Gross Plant
47		369.11	Wms Impaired Fld Mea/Reg	$ (31)	0.21%		WP Plant 5 Depreciation Exp; 630 Schedule B-3 Gross Plant
48		369.12	Wms HL Imp Fld Mea/Reg	$ -	0.00%		WP Plant 5 Depreciation Exp; 630 Schedule B-3 Gross Plant
49		369.13	Field Meas & Reg Brazos	$ -	0.00%		WP Plant 5 Depreciation Exp; 630 Schedule B-3 Gross Plant
50		371.0	Other Equipment	$ (1,096)	-0.50%		WP Plant 5 Depreciation Exp; 630 Schedule B-3 Gross Plant
51	**Gas Transmission Plant Total**			**$ 1,016,286**	**0.23%**		

NEW MEXICO GAS COMPANY, INC.

Depreciation, Depletion, Amortization, and Abandonment Expense
Base Period - 12 Months Ending March 31, 2023
Future Test Year - 12 Months Ending September 30, 2025

	A	B	C	D	E	F	G	H	I	J	K	L	M
2	Functional Class	FERC	FERC Description	Base Period Beginning Gross Plant Balance 3/31/2022	Base Period Ending Gross Plant Balance 3/31/2023	Average Base Period Gross Balance	Average Base Period Depreciation & Amortization Rate	Base Period Depreciation / Amortization Expense	Annualized Adjustment	Placeholder	Total Base Period Depreciation / Amortization Adjustments		Linkage Period 1 Beginning Gross Plant Balance 3/31/2023
3						F = (D + E)/2					K = Sum (I-J)		
52													
53													
54	**Gas Distribution Plant**	374.10	Land	$ 788,921	$ 1,473,513	$ 1,131,217		$ -	$ -		$ -		$ 1,473,513
55		374.20	Land Rights	$ 441,463	$ 441,463	$ 441,463		$ 5,298	$ 17		$ 17		$ 441,463
56		374.30	Williams Land Rights 100%	$ 1,486	$ 1,486	$ 1,486		$ 18	$ 0		$ 0		$ 1,486
57		374.31	Wms Impaired Land Rights	$ (515)	$ (515)	$ (515)		$ (6)	$ 0		$ 0		$ (515)
58		374.32	Wms HL Imp Land Rights	$ -	$ -	$ -		$ -	$ -		$ -		$ -
59		375.00	Structures & Improvement	$ 634,324	$ 634,324	$ 634,324		$ 12,809	$ (272)		$ (272)		$ 634,324
60		376.00	Mains Bare Steel Pipe	$ 2,378,884	$ 2,320,212	$ 2,349,548		$ -	$ 0		$ 0		$ 2,320,212
61		376.10	Mains Wrapped Steel Pipe	$ 139,412,557	$ 139,762,634	$ 139,587,595		$ 2,674,037	$ 1,875		$ 1,875		$ 139,762,634
62		376.20	Mains Plastic Pipe	$ 264,343,760	$ 279,212,710	$ 271,778,235		$ 4,518,481	$ 151,986		$ 151,986		$ 279,212,710
63		376.30	Mains Cathodic Protection	$ 631,112	$ 627,543	$ 629,328		$ 5,995	$ (8)		$ (8)		$ 627,543
64		376.40	Mains Other Equipment	$ 8,155,781	$ 8,464,146	$ 8,309,964		$ 257,223	$ 7,866		$ 7,866		$ 8,464,146
65		376.50	Mains Anodes	$ 17,394,412	$ 20,348,726	$ 18,871,569		$ 917,380	$ 102,091		$ 102,091		$ 20,348,726
66		376.60	Williams Wrpd Steel 100%	$ 63,039	$ 63,039	$ 63,039		$ 1,204	$ 3		$ 3		$ 63,039
67		376.61	Wms Impaired Wrpd Steel	$ (21,842)	$ (21,842)	$ (21,842)		$ (417)	$ (1)		$ (1)		$ (21,842)
68		376.62	Wms HL Imp Wrpd Steel	$ -	$ -	$ -		$ -	$ -		$ -		$ -
69		376.63	IMP - Mains Wrpd Steel	$ -	$ 2,709,133	$ 1,354,567		$ 13,394	$ 38,475		$ 38,475		$ 2,709,133
70		376.70	Williams Mains Plastic 100%	$ 2,905,372	$ 2,905,372	$ 2,905,372		$ 48,520	$ 79		$ 79		$ 2,905,372
71		376.71	Wms Impaired Mains Plastic	$ (1,006,651)	$ (1,006,651)	$ (1,006,651)		$ (16,811)	$ (27)		$ (27)		$ (1,006,651)
72		376.72	Wms HL Imp Mains Plastic	$ -	$ -	$ -		$ -	$ -		$ -		$ -
73		376.73	IMP - Mains Plastic	$ -	$ 1,938,129	$ 969,064		$ 17,262	$ 15,157		$ 15,157		$ 1,938,129
74		376.80	Williams Other Equip 100%	$ 2,995	$ 2,995	$ 2,995		$ 94	$ 0		$ 0		$ 2,995
75		376.81	Wms Impaired Other Equip	$ (1,038)	$ (1,038)	$ (1,038)		$ (33)	$ 0		$ 0		$ (1,038)
76		376.82	Wms HL Imp Other Equip	$ -	$ -	$ -		$ -	$ -		$ -		$ -
77		376.90	Williams Mains Anodes 100%	$ 1,236	$ 1,236	$ 1,236		$ 62	$ (0)		$ (0)		$ 1,236
78		376.91	Williams Impaired Anodes	$ (428)	$ (428)	$ (428)		$ (21)	$ 0		$ 0		$ (428)
79		376.92	Wms HL Impaired Anodes	$ -	$ -	$ -		$ -	$ -		$ -		$ -
80		377.00	Compressor Station Equipment	$ -	$ -	$ -		$ -	$ -		$ -		$ -
81		378.00	Field Measuring & Regulating	$ 16,745,807	$ 21,370,402	$ 19,058,105		$ 537,492	$ 83,592		$ 83,592		$ 21,370,402
82		378.10	Field Meas & Reg Brazos	$ 18,831	$ 18,831	$ 18,831		$ -	$ -		$ -		$ 18,831
83		379.00	Field Measuring & Regulating	$ 3,273,022	$ 3,701,256	$ 3,487,139		$ 107,868	$ 878		$ 878		$ 3,701,256
84		380.00	Services Plastic Pipe	$ 176,076,117	$ 183,427,979	$ 179,752,048		$ 6,752,884	$ 154,547		$ 154,547		$ 183,427,979
85		380.10	Services Steel Pipe	$ 11,734,795	$ 12,924,510	$ 12,329,653		$ 446,654	$ 25,582		$ 25,582		$ 12,924,510
86		380.11	Srv, Bare Steel Pipe<2000	$ 37,526,109	$ 37,582,238	$ 37,554,174		$ -	$ -		$ -		$ 37,582,238
87		380.13	IMP - Services Wrpd Steel	$ -	$ 214,503	$ 107,251		$ 3,269	$ 4,569		$ 4,569		$ 214,503
88		380.20	Williams Svcs Plastic 100%	$ 5,622	$ 5,622	$ 5,622		$ 212	$ 0		$ 0		$ 5,622
89		380.21	Wms Impaired Svcs Plastic	$ (1,948)	$ (1,948)	$ (1,948)		$ (73)	$ 0		$ 0		$ (1,948)
90		380.22	Wms HL Imp Svcs Plastic	$ -	$ -	$ -		$ -	$ -		$ -		$ -
91		380.30	IMP - Services Plastic	$ -	$ 3,571,717	$ 1,785,858		$ 63,567	$ 66,936		$ 66,936		$ 3,571,717
92		381.00	Meters	$ 86,663,684	$ 93,207,558	$ 89,935,621		$ 2,873,804	$ 149,332		$ 149,332		$ 93,207,558
93		381.10	ERTS AMR Meters	$ 26,066,532	$ 26,806,032	$ 26,436,282		$ 1,679,103	$ 7,920		$ 7,920		$ 26,806,032
94		383.00	House Regulators	$ 7,612,540	$ 8,085,668	$ 7,849,104		$ 123,371	$ 4,720		$ 4,720		$ 8,085,668
95		385.00	Industrial Measuring & Regulating	$ 24,390,241	$ 24,704,467	$ 24,547,354		$ 905,986	$ (1,362)		$ (1,362)		$ 24,704,467
96	**Gas Distribution Plant Total**			**$ 826,236,220**	**$ 875,495,023**	**$ 850,865,621**	**2.58%**	**$ 21,948,624**	**$ 813,958**	**$ -**	**$ 813,958**		**$ 875,495,023**
97													
98													
99	**Gas General Plant**	389.0	Land	$ 5,224,405	$ 5,224,405	$ 5,224,405		$ -	$ -		$ -		$ 5,224,405

Sponsored by NMGC Witness Erik C. Buchanan

NEW MEXICO GAS COMPANY, INC.

Depreciation, Depletion, Amortization, and Abandonment Expense
Base Period - 12 Months Ending March 31, 2023
Future Test Year - 12 Months Ending September 30, 2025

	A	B	C	N	O	P	Q	R	S	T	U	V
2	Functional Class	FERC	FERC Description	Linkage Period 1 Ending Gross Plant Balance 3/31/2024	Average Linkage Period 1 Gross Plant Balance	Average Linkage Period 1 Depreciation & Amortization Rate	Linkage Period 1 Depreciation / Amortization Expense		Linkage Period 2 Beginning Gross Plant Balance 9/30/2023	Linkage Period 2 Ending Gross Plant Balance 9/30/2024	Average Linkage Period 2 Gross Plant Balance	Average Linkage Period 2 Depreciation & Amortization Rate
3					M = (M + N)/2						U = (S + V)/2	
52												
53												
54	**Gas Distribution Plant**	374.10	Land	$ 1,473,513	$ 1,473,513		$ -		$ 1,473,513	$ 1,473,513	$ 1,473,513	
55		374.20	Land Rights	$ 441,463	$ 441,463		$ 4,770		$ 441,463	$ 441,463	$ 441,463	
56		374.30	Williams Land Rights 100%	$ 1,486	$ 1,486		$ 16		$ 1,486	$ 1,486	$ 1,486	
57		374.31	Wms Impaired Land Rights	$ (515)	$ (515)		$ (6)		$ (515)	$ (515)	$ (515)	
58		374.32	Wms HL Imp Land Rights	$ -	$ -		$ -		$ -	$ -	$ -	
59		375.00	Structures & Improvement	$ 634,324	$ 634,324		$ 12,472		$ 634,324	$ 634,324	$ 634,324	
60		376.00	Mains Bare Steel Pipe	$ 2,320,212	$ 2,320,212		$ (91,322)		$ 2,320,212	$ 2,320,212	$ 2,320,212	
61		376.10	Mains Wrapped Steel Pipe	$ 149,437,982	$ 144,600,308		$ 2,659,186		$ 143,211,334	$ 154,257,320	$ 148,734,327	
62		376.20	Mains Plastic Pipe	$ 307,445,181	$ 293,328,945		$ 4,994,591		$ 293,418,194	$ 322,464,983	$ 307,941,589	
63		376.30	Mains Cathodic Protection	$ 627,543	$ 627,543		$ 9,751		$ 627,543	$ 627,543	$ 627,543	
64		376.40	Mains Other Equipment	$ 12,552,527	$ 10,508,337		$ 314,145		$ 9,865,474	$ 14,588,313	$ 12,226,894	
65		376.50	Mains Anodes	$ 22,041,933	$ 21,195,330		$ 2,347,666		$ 21,580,557	$ 22,809,381	$ 22,194,969	
66		376.60	Williams Wrpd Steel 100%	$ 63,039	$ 63,039		$ 1,168		$ 63,039	$ 63,039	$ 63,039	
67		376.61	Wms Impaired Wrpd Steel	$ (21,842)	$ (21,842)		$ (404)		$ (21,842)	$ (21,842)	$ (21,842)	
68		376.62	Wms HL Imp Wrpd Steel	$ -	$ -		$ -		$ -	$ -	$ -	
69		376.63	IMP - Mains Wrpd Steel	$ 2,709,133	$ 2,709,133		$ 50,216		$ 2,709,133	$ 2,709,133	$ 2,709,133	
70		376.70	Williams Mains Plastic 100%	$ 2,905,372	$ 2,905,372		$ 49,739		$ 2,905,372	$ 2,905,372	$ 2,905,372	
71		376.71	Wms Impaired Mains Plastic	$ (1,006,651)	$ (1,006,651)		$ (17,215)		$ (1,006,651)	$ (1,006,651)	$ (1,006,651)	
72		376.72	Wms HL Imp Mains Plastic	$ -	$ -		$ -		$ -	$ -	$ -	
73		376.73	IMP - Mains Plastic	$ 1,938,129	$ 1,938,129		$ 33,180		$ 1,938,129	$ 1,938,129	$ 1,938,129	
74		376.80	Williams Other Equip 100%	$ 2,995	$ 2,995		$ 93		$ 2,995	$ 2,995	$ 2,995	
75		376.81	Wms Impaired Other Equip	$ (1,038)	$ (1,038)		$ (32)		$ (1,038)	$ (1,038)	$ (1,038)	
76		376.82	Wms HL Imp Other Equip	$ -	$ -		$ -		$ -	$ -	$ -	
77		376.90	Williams Mains Anodes 100%	$ 1,236	$ 1,236		$ 135		$ 1,236	$ 1,236	$ 1,236	
78		376.91	Williams Impaired Anodes	$ (428)	$ (428)		$ (47)		$ (428)	$ (428)	$ (428)	
79		376.92	Wms HL Impaired Anodes	$ -	$ -		$ -		$ -	$ -	$ -	
80		377.00	Compressor Station Equipment	$ -	$ -		$ -		$ -	$ -	$ -	
81		378.00	Field Measuring & Regulating	$ 21,869,787	$ 21,620,095		$ 571,961		$ 21,720,044	$ 22,107,299	$ 21,913,672	
82		378.10	Field Meas & Reg Brazos	$ 18,831	$ 18,831		$ -		$ 18,831	$ 18,831	$ 18,831	
83		379.00	Field Measuring & Regulating	$ 3,701,256	$ 3,701,256		$ 93,180		$ 3,701,256	$ 3,701,256	$ 3,701,256	
84		380.00	Services Plastic Pipe	$ 194,572,957	$ 189,000,468		$ 4,734,073		$ 188,755,676	$ 200,654,169	$ 194,704,922	
85		380.10	Services Steel Pipe	$ 14,405,970	$ 13,665,240		$ 333,619		$ 13,625,389	$ 15,213,299	$ 14,419,344	
86		380.11	Srv, Bare Steel Pipe<2000	$ 37,582,238	$ 37,582,238		$ -		$ 37,582,238	$ 37,582,238	$ 37,582,238	
87		380.13	IMP - Services Wrpd Steel	$ 214,503	$ 214,503		$ 5,355		$ 214,503	$ 214,503	$ 214,503	
88		380.20	Williams Svcs Plastic 100%	$ 5,622	$ 5,622		$ 88		$ 5,622	$ 5,622	$ 5,622	
89		380.21	Wms Impaired Svcs Plastic	$ (1,948)	$ (1,948)		$ (49)		$ (1,948)	$ (1,948)	$ (1,948)	
90		380.22	Wms HL Imp Svcs Plastic	$ -	$ -		$ -		$ -	$ -	$ -	
91		380.30	IMP - Services Plastic	$ 3,571,717	$ 3,571,717		$ 88,754		$ 3,571,717	$ 3,571,717	$ 3,571,717	
92		381.00	Meters	$ 98,215,749	$ 95,711,653		$ 3,363,496		$ 95,776,114	$ 101,319,978	$ 98,548,046	
93		381.10	ERTS AMR Meters	$ 27,362,498	$ 27,084,265		$ 1,654,052		$ 27,091,427	$ 27,707,412	$ 27,399,420	
94		383.00	House Regulators	$ 8,085,668	$ 8,085,668		$ 141,386		$ 8,085,668	$ 8,085,668	$ 8,085,668	
95		385.00	Industrial Measuring & Regulating	$ 25,842,547	$ 25,273,507		$ 805,350		$ 25,510,281	$ 26,360,623	$ 25,935,452	
96	**Gas Distribution Plant Total**			**$ 939,012,990**	**$ 907,254,006**	**2.44%**	**$ 22,159,367**		**$ 905,820,349**	**$ 972,748,636**	**$ 939,284,492**	**2.36%**
97												
98												
99	**Gas General Plant**	389.0	Land	$ 5,224,405	$ 5,224,405		$ -		$ 5,224,405	$ 5,224,405	$ 5,224,405	

NEW MEXICO GAS COMPANY, INC.

Depreciation, Depletion, Amortization, and Abandonment Expense
Base Period - 12 Months Ending March 31, 2023
Future Test Year - 12 Months Ending September 30, 2025

	A	B	C	W	X	Y	Z	AA	AB	AC	AD	AE	AF
2	Functional Class	FERC	FERC Description	Linkage Period 2 Depreciation / Amortization Expense		Future Test Year Beginning Gross Plant Balance 9/30/2024	Future Test Year Ending Gross Plant Balance 9/30/2025	Average Future Test Year Gross Plant Balance	Average Future Test Year Depreciation & Amortization Rate	Future Test Year Depreciation / Amortization Expense	Test Period Adjustments	Adjusted Future Test Year Depreciation/Amortization Expense	
3								AA = (Y + Z)/2				AE = AC + AD	
52													
53													
54	**Gas Distribution Plant**	374.10	Land	$ -		$ 1,473,513	$ 1,473,513	$ 1,473,513		$ -		$ -	
55		374.20	Land Rights	$ 4,381		$ 441,463	$ 441,463	$ 441,463		$ 4,381		$ 4,381	
56		374.30	Williams Land Rights 100%	$ 15		$ 1,486	$ 1,486	$ 1,486		$ 15		$ 15	
57		374.31	Wms Impaired Land Rights	$ (5)		$ (515)	$ (515)	$ (515)		$ (5)		$ (5)	
58		374.32	Wms HL Imp Land Rights	$ -		$ -	$ -	$ -		$ -		$ -	
59		375.00	Structures & Improvement	$ 12,425		$ 634,324	$ 634,324	$ 634,324		$ 12,425		$ 12,425	
60		376.00	Mains Bare Steel Pipe	$ -		$ 2,320,212	$ 2,320,212	$ 2,320,212		$ -		$ -	
61		376.10	Mains Wrapped Steel Pipe	$ 2,682,376		$ 154,257,320	$ 163,954,703	$ 159,106,012		$ 2,864,344		$ 2,864,344	
62		376.20	Mains Plastic Pipe	$ 5,309,134		$ 322,464,983	$ 347,065,547	$ 334,765,265		$ 5,774,650		$ 5,774,650	
63		376.30	Mains Cathodic Protection	$ 12,440		$ 627,543	$ 627,543	$ 627,543		$ 12,440		$ 12,440	
64		376.40	Mains Other Equipment	$ 375,479		$ 14,588,313	$ 18,705,008	$ 16,646,660		$ 507,463		$ 507,463	
65		376.50	Mains Anodes	$ 3,326,925		$ 22,809,381	$ 24,393,404	$ 23,601,392		$ 3,552,263		$ 3,552,263	
66		376.60	Williams Wrpd Steel 100%	$ 1,141		$ 63,039	$ 63,039	$ 63,039		$ 1,141		$ 1,141	
67		376.61	Wms Impaired Wrpd Steel	$ (394)		$ (21,842)	$ (21,842)	$ (21,842)		$ (394)		$ (394)	
68		376.62	Wms HL Imp Wrpd Steel	$ -		$ -	$ -	$ -		$ -		$ -	
69		376.63	IMP - Mains Wrpd Steel	$ 49,035		$ 2,709,133	$ 2,709,133	$ 2,709,133		$ 49,035		$ 49,035	
70		376.70	Williams Mains Plastic 100%	$ 50,553		$ 2,905,372	$ 2,905,372	$ 2,905,372		$ 50,553		$ 50,553	
71		376.71	Wms Impaired Mains Plastic	$ (17,484)		$ (1,006,651)	$ (1,006,651)	$ (1,006,651)		$ (17,484)		$ (17,484)	
72		376.72	Wms HL Imp Mains Plastic	$ -		$ -	$ -	$ -		$ -		$ -	
73		376.73	IMP - Mains Plastic	$ 33,723		$ 1,938,129	$ 1,938,129	$ 1,938,129		$ 33,723		$ 33,723	
74		376.80	Williams Other Equip 100%	$ 92		$ 2,995	$ 2,995	$ 2,995		$ 92		$ 92	
75		376.81	Wms Impaired Other Equip	$ (32)		$ (1,038)	$ (1,038)	$ (1,038)		$ (32)		$ (32)	
76		376.82	Wms HL Imp Other Equip	$ -		$ -	$ -	$ -		$ -		$ -	
77		376.90	Williams Mains Anodes 100%	$ 187		$ 1,236	$ 1,236	$ 1,236		$ 187		$ 187	
78		376.91	Williams Impaired Anodes	$ (65)		$ (428)	$ (428)	$ (428)		$ (65)		$ (65)	
79		376.92	Wms HL Impaired Anodes	$ -		$ -	$ -	$ -		$ -		$ -	
80		377.00	Compressor Station Equipment	$ -		$ -	$ -	$ -		$ -		$ -	
81		378.00	Field Measuring & Regulating	$ 537,724		$ 22,107,299	$ 22,520,311	$ 22,313,805		$ 548,028		$ 548,028	
82		378.10	Field Meas & Reg Brazos	$ -		$ 18,831	$ 18,831	$ 18,831		$ -		$ -	
83		379.00	Field Measuring & Regulating	$ 82,062		$ 3,701,256	$ 3,701,256	$ 3,701,256		$ 82,062		$ 82,062	
84		380.00	Services Plastic Pipe	$ 3,199,936		$ 200,654,169	$ 212,410,718	$ 206,532,444		$ 3,391,363		$ 3,391,363	
85		380.10	Services Steel Pipe	$ 237,801		$ 15,213,299	$ 17,077,784	$ 16,145,541		$ 264,782		$ 264,782	
86		380.11	Srv, Bare Steel Pipe<2000	$ -		$ 37,582,238	$ 37,582,238	$ 37,582,238		$ -		$ -	
87		380.13	IMP - Services Wrpd Steel	$ 3,582		$ 214,503	$ 214,503	$ 214,503		$ 3,582		$ 3,582	
88		380.20	Williams Svcs Plastic 100%	$ -		$ 5,622	$ 5,622	$ 5,622		$ -		$ -	
89		380.21	Wms Impaired Svcs Plastic	$ (32)		$ (1,948)	$ (1,948)	$ (1,948)		$ (32)		$ (32)	
90		380.22	Wms HL Imp Svcs Plastic	$ -		$ -	$ -	$ -		$ -		$ -	
91		380.30	IMP - Services Plastic	$ 58,933		$ 3,571,717	$ 3,571,717	$ 3,571,717		$ 58,933		$ 58,933	
92		381.00	Meters	$ 3,652,422		$ 101,319,978	$ 106,956,119	$ 104,138,048		$ 3,861,145		$ 3,861,145	
93		381.10	ERTS AMR Meters	$ 1,638,152		$ 27,707,412	$ 28,333,650	$ 28,020,531		$ 1,675,393		$ 1,675,393	
94		383.00	House Regulators	$ 150,881		$ 8,085,668	$ 8,085,668	$ 8,085,668		$ 150,881		$ 150,881	
95		385.00	Industrial Measuring & Regulating	$ 736,245		$ 26,360,623	$ 27,269,160	$ 26,814,892		$ 762,657		$ 762,657	
96	**Gas Distribution Plant Total**			**$ 22,137,636**		**$ 972,748,636**	**$ 1,033,952,264**	**$ 1,003,350,450**	**2.36%**	**$ 23,643,527**	**$ -**	**$ 23,643,527**	
97													
98													
99	**Gas General Plant**	389.0	Land	$ -		$ 5,224,405	$ 5,224,405	$ 5,224,405		$ -		$ -	

NEW MEXICO GAS COMPANY, INC.

Depreciation, Depletion, Amortization, and Abandonment Expense
Base Period - 12 Months Ending March 31, 2023
Future Test Year - 12 Months Ending September 30, 2025

	A	B	C	AG	AH	AI	AJ
2	Functional Class	FERC	FERC Description	Adjusted Base and Test Periods Variance	Test Period to Adjusted Base Period Variance - %		Rule 630 Schedule or Workpaper Ref.
3							
52							
53							
54	**Gas Distribution Plant**	374.10	Land	$ -	0.00%		WP Plant 5 Depreciation Exp; 630 Schedule B-3 Gross Plant
55		374.20	Land Rights	$ (933)	-0.21%		WP Plant 5 Depreciation Exp; 630 Schedule B-3 Gross Plant
56		374.30	Williams Land Rights 100%	$ (3)	-0.21%		WP Plant 5 Depreciation Exp; 630 Schedule B-3 Gross Plant
57		374.31	Wms Impaired Land Rights	$ 1	-0.21%		WP Plant 5 Depreciation Exp; 630 Schedule B-3 Gross Plant
58		374.32	Wms HL Imp Land Rights	$ -	0.00%		WP Plant 5 Depreciation Exp; 630 Schedule B-3 Gross Plant
59		375.00	Structures & Improvement	$ (113)	-0.02%		WP Plant 5 Depreciation Exp; 630 Schedule B-3 Gross Plant
60		376.00	Mains Bare Steel Pipe	$ (0)	0.00%		WP Plant 5 Depreciation Exp; 630 Schedule B-3 Gross Plant
61		376.10	Mains Wrapped Steel Pipe	$ 188,432	0.13%		WP Plant 5 Depreciation Exp; 630 Schedule B-3 Gross Plant
62		376.20	Mains Plastic Pipe	$ 1,104,183	0.40%		WP Plant 5 Depreciation Exp; 630 Schedule B-3 Gross Plant
63		376.30	Mains Cathodic Protection	$ 6,453	1.03%		WP Plant 5 Depreciation Exp; 630 Schedule B-3 Gross Plant
64		376.40	Mains Other Equipment	$ 242,375	2.86%		WP Plant 5 Depreciation Exp; 630 Schedule B-3 Gross Plant
65		376.50	Mains Anodes	$ 2,532,792	12.45%		WP Plant 5 Depreciation Exp; 630 Schedule B-3 Gross Plant
66		376.60	Williams Wrpd Steel 100%	$ (66)	-0.10%		WP Plant 5 Depreciation Exp; 630 Schedule B-3 Gross Plant
67		376.61	Wms Impaired Wrpd Steel	$ 24	-0.11%		WP Plant 5 Depreciation Exp; 630 Schedule B-3 Gross Plant
68		376.62	Wms HL Imp Wrpd Steel	$ -	0.00%		WP Plant 5 Depreciation Exp; 630 Schedule B-3 Gross Plant
69		376.63	IMP - Mains Wrpd Steel	$ (2,834)	-0.10%		WP Plant 5 Depreciation Exp; 630 Schedule B-3 Gross Plant
70		376.70	Williams Mains Plastic 100%	$ 1,955	0.07%		WP Plant 5 Depreciation Exp; 630 Schedule B-3 Gross Plant
71		376.71	Wms Impaired Mains Plastic	$ (646)	0.06%		WP Plant 5 Depreciation Exp; 630 Schedule B-3 Gross Plant
72		376.72	Wms HL Imp Mains Plastic	$ -	0.00%		WP Plant 5 Depreciation Exp; 630 Schedule B-3 Gross Plant
73		376.73	IMP - Mains Plastic	$ 1,304	0.07%		WP Plant 5 Depreciation Exp; 630 Schedule B-3 Gross Plant
74		376.80	Williams Other Equip 100%	$ (2)	-0.05%		WP Plant 5 Depreciation Exp; 630 Schedule B-3 Gross Plant
75		376.81	Wms Impaired Other Equip	$ 0	-0.05%		WP Plant 5 Depreciation Exp; 630 Schedule B-3 Gross Plant
76		376.82	Wms HL Imp Other Equip	$ -	0.00%		WP Plant 5 Depreciation Exp; 630 Schedule B-3 Gross Plant
77		376.90	Williams Mains Anodes 100%	$ 125	10.14%		WP Plant 5 Depreciation Exp; 630 Schedule B-3 Gross Plant
78		376.91	Williams Impaired Anodes	$ (43)	10.14%		WP Plant 5 Depreciation Exp; 630 Schedule B-3 Gross Plant
79		376.92	Wms HL Impaired Anodes	$ -	0.00%		WP Plant 5 Depreciation Exp; 630 Schedule B-3 Gross Plant
80		377.00	Compressor Station Equipment	$ -	0.00%		WP Plant 5 Depreciation Exp; 630 Schedule B-3 Gross Plant
81		378.00	Field Measuring & Regulating	$ (73,056)	-0.34%		WP Plant 5 Depreciation Exp; 630 Schedule B-3 Gross Plant
82		378.10	Field Meas & Reg Brazos	$ -	0.00%		WP Plant 5 Depreciation Exp; 630 Schedule B-3 Gross Plant
83		379.00	Field Measuring & Regulating	$ (26,684)	-0.72%		WP Plant 5 Depreciation Exp; 630 Schedule B-3 Gross Plant
84		380.00	Services Plastic Pipe	$ (3,516,069)	-1.92%		WP Plant 5 Depreciation Exp; 630 Schedule B-3 Gross Plant
85		380.10	Services Steel Pipe	$ (207,454)	-1.61%		WP Plant 5 Depreciation Exp; 630 Schedule B-3 Gross Plant
86		380.11	Srv, Bare Steel Pipe<2000	$ -	0.00%		WP Plant 5 Depreciation Exp; 630 Schedule B-3 Gross Plant
87		380.13	IMP - Services Wrpd Steel	$ (4,255)	-1.98%		WP Plant 5 Depreciation Exp; 630 Schedule B-3 Gross Plant
88		380.20	Williams Svcs Plastic 100%	$ (212)	-3.77%		WP Plant 5 Depreciation Exp; 630 Schedule B-3 Gross Plant
89		380.21	Wms Impaired Svcs Plastic	$ 41	-2.12%		WP Plant 5 Depreciation Exp; 630 Schedule B-3 Gross Plant
90		380.22	Wms HL Imp Svcs Plastic	$ -	0.00%		WP Plant 5 Depreciation Exp; 630 Schedule B-3 Gross Plant
91		380.30	IMP - Services Plastic	$ (71,570)	-2.00%		WP Plant 5 Depreciation Exp; 630 Schedule B-3 Gross Plant
92		381.00	Meters	$ 838,009	0.90%		WP Plant 5 Depreciation Exp; 630 Schedule B-3 Gross Plant
93		381.10	ERTS AMR Meters	$ (11,630)	-0.04%		WP Plant 5 Depreciation Exp; 630 Schedule B-3 Gross Plant
94		383.00	House Regulators	$ 22,790	0.28%		WP Plant 5 Depreciation Exp; 630 Schedule B-3 Gross Plant
95		385.00	Industrial Measuring & Regulating	$ (141,967)	-0.57%		WP Plant 5 Depreciation Exp; 630 Schedule B-3 Gross Plant
96	**Gas Distribution Plant Total**			**$ 880,945**	**0.10%**		
97							
98							
99	**Gas General Plant**	389.0	Land	$ -	0.00%		WP Plant 5 Depreciation Exp; 630 Schedule B-3 Gross Plant

Sponsored by NMGC Witness Erik C. Buchanan

630 Schedule H-7b

NEW MEXICO GAS COMPANY, INC.

Depreciation, Depletion, Amortization, and Abandonment Expense
Base Period - 12 Months Ending March 31, 2023
Future Test Year - 12 Months Ending September 30, 2025

	A	B	C	D	E	F	G	H	I	J	K	L	M
2	Functional Class	FERC	FERC Description	Base Period Beginning Gross Plant Balance 3/31/2022	Base Period Ending Gross Plant Balance 3/31/2023	Average Base Period Gross Balance	Average Base Period Depreciation & Amortization Rate	Base Period Depreciation / Amortization Expense	Annualized Adjustment	Placeholder	Total Base Period Depreciation / Amortization Adjustments		Linkage Period 1 Beginning Gross Plant Balance 3/31/2023
3						F = (D + E)/2					K = Sum (I-J)		
100		390.0	Structures & Improvement	$ 32,049,008	$ 35,500,756	$ 33,774,882		$ 732,170	$ 39,746		$ 39,746		$ 35,500,756
101		390.1	Str/Impr, NMGC Div Bldgs	$ -	$ -	$ -		$ -	$ -		$ -		$ -
102		390.2	Struc & Imprv Admin Bldg	$ -	$ -	$ -		$ -	$ -		$ -		$ -
103		390.3	Struc & Imprv Business Ctr	$ 4,469,433	$ 1,365,926	$ 2,917,680		$ 228,107	$ (137,046)		$ (137,046)		$ 1,365,926
104		390.4	Struc & Imprv Los Lunas Bl	$ 123,795	$ 85,897	$ 104,846		$ 10,798	$ 15,632		$ 15,632		$ 85,897
105		390.5	Struc & Imprv Rio Bravo	$ 417,511	$ 196,273	$ 306,892		$ 32,255	$ 164,018		$ 164,018		$ 196,273
106		390.6	Struc & Imprv Rio Rancho	$ 88,708	$ 27,033	$ 57,871		$ 1,884	$ 6,434		$ 6,434		$ 27,033
107		390.7	Struc & Imprv Santa Fe Bldg	$ -	$ -	$ -		$ -	$ -		$ -		$ -
108		390.8	Struc & Imprv SF Pymt Ctr	$ 38,554	$ 38,554	$ 38,554		$ 1,546	$ 2,256		$ 2,256		$ 38,554
109		390.9	Solar Structures	$ 1,951,705	$ 3,229,559	$ 2,590,632		$ 122,058	$ 39,420		$ 39,420		$ 3,229,559
110		391.0	Office Furniture & Equip	$ 3,931,381	$ 1,506,691	$ 2,719,036		$ 223,965	$ (123,519)		$ (123,519)		$ 1,506,691
111		391.1	Off Furn & Eq, PC Systems	$ -	$ -	$ -		$ -	$ -		$ -		$ -
112		391.2	Off Furn & Eq, PCs	$ 9,833,521	$ 12,696,112	$ 11,264,816		$ 1,925,505	$ 190,514		$ 190,514		$ 12,696,112
113		392.0	Transportation Eq-Light	$ 15,806,175	$ 16,996,714	$ 16,401,444		$ 416,184	$ 22,923		$ 22,923		$ 16,996,714
114		392.1	Transportation Eq-Heavy	$ 5,712,874	$ 5,712,874	$ 5,712,874		$ 395,331	$ (108)		$ (108)		$ 5,712,874
115		392.2	Transportation Eq-Trailer	$ 3,780,953	$ 4,077,406	$ 3,929,180		$ 286,595	$ 17,123		$ 17,123		$ 4,077,406
116		392.3	Transportation Eq-Medium	$ 8,342,345	$ 8,597,030	$ 8,469,688		$ 279,366	$ 9,664		$ 9,664		$ 8,597,030
117		392.4	Transp Eq-Special Purpose	$ 276,255	$ 276,255	$ 276,255		$ 16,161	$ 9		$ 9		$ 276,255
118		393.0	Stores Equip	$ 767,993	$ 767,993	$ 767,993		$ 51,225	$ (26)		$ (26)		$ 767,993
119		394.0	Tools, Shop & Garage Equip	$ 14,749,181	$ 15,789,180	$ 15,269,180		$ 999,550	$ 53,062		$ 53,062		$ 15,789,180
120		396.0	Power Operated Equipment	$ 7,584,151	$ 7,752,867	$ 7,668,509		$ 379,444	$ 2,887		$ 2,887		$ 7,752,867
121		397.0	Communication Equip	$ 2,726,983	$ 3,125,433	$ 2,926,208		$ 302,333	$ 10,210		$ 10,210		$ 3,125,433
122		398.0	Miscellaneous Equipment	$ 606,170	$ 603,014	$ 604,592		$ 40,379	$ (178)		$ (178)		$ 603,014
123		398.5	Cng Equipment	$ -	$ 1,670,519	$ 835,260		$ 81,935	$ (81,935)		$ (81,935)		$ 1,670,519
124		398.6	Cng Equipment	$ -	$ 108,720	$ 54,360		$ 6,400	$ (6,400)		$ (6,400)		$ 108,720
125		398.7	Cng Equipment	$ -	$ -	$ -		$ -	$ -		$ -		$ -
126		399.1	ARO General Plant 5	$ 17,180	$ 17,180	$ 17,180		$ 301	$ (0)		$ (0)		$ 17,180
127	**Gas General Plant Total**			**$ 118,498,281**	**$ 125,366,391**	**$ 121,932,336**	**5.36%**	**$ 6,533,491**	**$ 224,688**	**$ -**	**$ 224,688**		**$ 125,366,391**
128													
129	Right-of-Way - Transmission (186)			$ 44,679,526	$ 43,559,626	$ 44,119,576		$ 2,972,124	$ 723,789		$ 723,789		$ 43,559,626
130	Right-of-Way - Distribution (186)			$ 3,215,086	$ 2,947,927	$ 3,081,507		$ 444,912	$ (41,101)		$ (41,101)		$ 2,947,927
131	Transportation Equipment Depreciation Expense Capitalized (1)			$ -	$ -	$ -		$ (373,752)	$ -		$ -		$ -
132	CIAC Amortization (1)			$ -	$ -	$ -		$ (669,022)	$ -		$ -		$ -
133	ARO Accretion Expense (2)			$ -	$ -	$ -		$ 49,754	$ -		$ -		$ -
134													
135	**Grand Total (3)**			**$ 1,485,967,951**	**$ 1,554,401,206**	**$ 1,520,184,578**	**2.73%**	**$ 41,560,950**	**$ 2,190,292**	**$ -**	**$ 2,190,292**		**$ 1,554,401,206**
136													
137													
138	**Notes**												
139	(1) These cells are hard-coded and non-fully functional. If parties would like to see support, they will have to issue a data request.												
140	(2) Expenses related ARO Accretion is recorded as depreciation expense resulting from ARO liability balances not included in plant-in-service and is included in 630 Schedules I-1.4 ARO.												

Sponsored by NMGC Witness Erik C. Buchanan

630 Schedule H-7b

NEW MEXICO GAS COMPANY, INC.

Depreciation, Depletion, Amortization, and Abandonment Expense
Base Period - 12 Months Ending March 31, 2023
Future Test Year - 12 Months Ending September 30, 2025

	A	B	C	N	O	P	Q	R	S	T	U	V
2	Functional Class	FERC	FERC Description	Linkage Period 1 Ending Gross Plant Balance 3/31/2024	Average Linkage Period 1 Gross Plant Balance	Average Linkage Period 1 Depreciation & Amortization Rate	Linkage Period 1 Depreciation / Amortization Expense		Linkage Period 2 Beginning Gross Plant Balance 9/30/2023	Linkage Period 2 Ending Gross Plant Balance 9/30/2024	Average Linkage Period 2 Gross Plant Balance	Average Linkage Period 2 Depreciation & Amortization Rate
3					M = (M + N)/2						U = (S + V)/2	
100		390.0	Structures & Improvement	$ 41,331,883	$ 38,416,320		$ 801,459		$ 38,232,516	$ 45,807,123	$ 42,019,819	
101		390.1	Str/Impr, NMGC Div Bldgs	$ -	$ -		$ -		$ -	$ -	$ -	
102		390.2	Struc & Imprv Admin Bldg	$ -	$ -		$ -		$ -	$ -	$ -	
103		390.3	Struc & Imprv Business Ctr	$ 1,365,926	$ 1,365,926		$ 54,436		$ 1,365,926	$ 1,365,926	$ 1,365,926	
104		390.4	Struc & Imprv Los Lunas Bl	$ 85,897	$ 85,897		$ 12,917		$ 85,897	$ 85,897	$ 85,897	
105		390.5	Struc & Imprv Rio Bravo	$ 196,273	$ 196,273		$ -		$ 196,273	$ 196,273	$ 196,273	
106		390.6	Struc & Imprv Rio Rancho	$ 27,033	$ 27,033		$ -		$ 27,033	$ 27,033	$ 27,033	
107		390.7	Struc & Imprv Santa Fe Bldg	$ -	$ -		$ -		$ -	$ -	$ -	
108		390.8	Struc & Imprv SF Pymt Ctr	$ 38,554	$ 38,554		$ 3,743		$ 38,554	$ 38,554	$ 38,554	
109		390.9	Solar Structures	$ 3,229,559	$ 3,229,559		$ 129,263		$ 3,229,559	$ 3,229,559	$ 3,229,559	
110		391.0	Office Furniture & Equip	$ 1,506,691	$ 1,506,691		$ 100,475		$ 1,506,691	$ 1,506,691	$ 1,506,691	
111		391.1	Off Furn & Eq, PC Systems	$ -	$ -		$ -		$ -	$ -	$ -	
112		391.2	Off Furn & Eq, PCs	$ 15,105,660	$ 13,900,886		$ 2,364,972		$ 14,499,755	$ 15,988,461	$ 15,244,108	
113		392.0	Transportation Eq-Light	$ 19,687,962	$ 18,342,338		$ 667,200		$ 18,784,756	$ 20,727,736	$ 19,756,246	
114		392.1	Transportation Eq-Heavy	$ 6,145,396	$ 5,929,135		$ 311,300		$ 6,000,238	$ 6,312,503	$ 6,156,370	
115		392.2	Transportation Eq-Trailer	$ 4,413,812	$ 4,245,609		$ 244,620		$ 4,300,912	$ 4,543,784	$ 4,422,348	
116		392.3	Transportation Eq-Medium	$ 9,942,655	$ 9,269,842		$ 331,086		$ 9,491,051	$ 10,462,541	$ 9,976,796	
117		392.4	Transp Eq-Special Purpose	$ 276,255	$ 276,255		$ 15,808		$ 276,255	$ 276,255	$ 276,255	
118		393.0	Stores Equip	$ 931,690	$ 849,841		$ 57,635		$ 899,028	$ 964,510	$ 931,769	
119		394.0	Tools, Shop & Garage Equip	$ 17,758,232	$ 16,773,706		$ 1,134,582		$ 17,499,016	$ 18,839,081	$ 18,169,048	
120		396.0	Power Operated Equipment	$ 9,077,322	$ 8,415,094		$ 383,482		$ 8,813,056	$ 9,342,866	$ 9,077,961	
121		397.0	Communication Equip	$ 3,215,791	$ 3,170,612		$ 526,691		$ 3,193,069	$ 3,248,896	$ 3,220,983	
122		398.0	Miscellaneous Equipment	$ 1,115,042	$ 859,028		$ 65,927		$ 986,288	$ 1,302,638	$ 1,144,463	
123		398.5	Cng Equipment	$ 1,670,519	$ 1,670,519		$ 64,997		$ 1,670,519	$ 1,670,519	$ 1,670,519	
124		398.6	Cng Equipment	$ 108,720	$ 108,720		$ 4,230		$ 108,720	$ 108,720	$ 108,720	
125		398.7	Cng Equipment	$ -	$ -		$ -		$ -	$ -	$ -	
126		399.1	ARO General Plant 5	$ 17,180	$ 17,180		$ 125		$ 17,180	$ 17,180	$ 17,180	
127	**Gas General Plant Total**			**$ 142,472,457**	**$ 133,919,424**	**5.43%**	**$ 7,274,949**		**$ 136,446,697**	**$ 151,287,150**	**$ 143,866,923**	**5.44%**
128												
129	Right-of-Way - Transmission (186)			$ 41,521,667	$ 42,540,646		$ 2,772,959		$ 42,218,764	$ 44,826,483	$ 43,522,623	
130	Right-of-Way - Distribution (186)			$ 2,722,126	$ 2,835,027		$ 386,087		$ 2,746,022	$ 2,667,534	$ 2,706,778	
131	Transportation Equipment Depreciation Expense Capitalized (1)			$ -	$ -		(423,932)		$ -	$ -	$ -	
132	CIAC Amortization (1)			$ -	$ -		$ (669,022)		$ -	$ -	$ -	
133	ARO Accretion Expense (2)			$ -	$ -		$ 51,790		$ -	$ -	$ -	
134												
135	**Grand Total (3)**			**$ 1,679,496,317**	**$ 1,616,948,762**	**2.67%**	**$ 43,193,233**		**$ 1,618,815,412**	**$ 1,734,420,755**	**$ 1,676,618,083**	**2.66%**
136												
137												
138	**Notes**											
139	(1) These cells are hard-coded and non-fully functional. If parties would like to see support, they will have to issue a data request.											
140	(2) Expenses related ARO Accretion is recorded as depreciation expense resulting from ARO liability balances not included in plant-in-service and is included in 630 Schedules I-1.4 ARO.											

NEW MEXICO GAS COMPANY, INC.

Depreciation, Depletion, Amortization, and Abandonment Expense
Base Period - 12 Months Ending March 31, 2023
Future Test Year - 12 Months Ending September 30, 2025

	A	B	C	W	X	Y	Z	AA	AB	AC	AD	AE	AF
2	**Functional Class**	**FERC**	**FERC Description**	**Linkage Period 2 Depreciation / Amortization Expense**		**Future Test Year Beginning Gross Plant Balance 9/30/2024**	**Future Test Year Ending Gross Plant Balance 9/30/2025**	**Average Future Test Year Gross Plant Balance**	**Average Future Test Year Depreciation & Amortization Rate**	**Future Test Year Depreciation / Amortization Expense**	**Test Period Adjustments**	**Adjusted Future Test Year Depreciation/Amortization Expense**	
3								AA = (Y + Z)/2				AE = AC + AD	
100		390.0	Structures & Improvement	$ 851,907		$ 45,807,123	$ 52,480,385	$ 49,143,754		$ 986,959		$ 986,959	
101		390.1	Str/Impr, NMGC Div Bldgs	$ -		$ -	$ -	$ -		$ -		$ -	
102		390.2	Struc & Imprv Admin Bldg	$ -		$ -	$ -	$ -		$ -		$ -	
103		390.3	Struc & Imprv Business Ctr	$ 28,275		$ 1,365,926	$ 1,365,926	$ 1,365,926		$ 28,275		$ 28,275	
104		390.4	Struc & Imprv Los Lunas Bl	$ 3,264		$ 85,897	$ 85,897	$ 85,897		$ 2,017		$ 2,017	
105		390.5	Struc & Imprv Rio Bravo	$ -		$ 196,273	$ 196,273	$ 196,273		$ -		$ -	
106		390.6	Struc & Imprv Rio Rancho	$ -		$ 27,033	$ 27,033	$ 27,033		$ -		$ -	
107		390.7	Struc & Imprv Santa Fe Bldg	$ -		$ -	$ -	$ -		$ -		$ -	
108		390.8	Struc & Imprv SF Pymt Ctr	$ 3,701		$ 38,554	$ 38,554	$ 38,554		$ 3,701		$ 3,701	
109		390.9	Solar Structures	$ 106,252		$ 3,229,559	$ 3,229,559	$ 3,229,559		$ 106,252		$ 106,252	
110		391.0	Office Furniture & Equip	$ 100,496		$ 1,506,691	$ 1,506,691	$ 1,506,691		$ 100,496		$ 100,496	
111		391.1	Off Furn & Eq, PC Systems	$ -		$ -	$ -	$ -		$ -		$ -	
112		391.2	Off Furn & Eq, PCs	$ 2,539,332		$ 15,988,461	$ 17,811,673	$ 16,900,067		$ 2,878,595		$ 2,878,595	
113		392.0	Transportation Eq-Light	$ 843,352		$ 20,727,736	$ 22,702,437	$ 21,715,087		$ 930,891		$ 930,891	
114		392.1	Transportation Eq-Heavy	$ 250,550		$ 6,312,503	$ 6,629,865	$ 6,471,184		$ 263,880		$ 263,880	
115		392.2	Transportation Eq-Trailer	$ 201,860		$ 4,543,784	$ 4,790,622	$ 4,667,203		$ 213,494		$ 213,494	
116		392.3	Transportation Eq-Medium	$ 364,527		$ 10,462,541	$ 11,449,892	$ 10,956,217		$ 401,985		$ 401,985	
117		392.4	Transp Eq-Special Purpose	$ 15,550		$ 276,255	$ 276,255	$ 276,255		$ 15,550		$ 15,550	
118		393.0	Stores Equip	$ 61,690		$ 964,510	$ 1,030,294	$ 997,402		$ 66,068		$ 66,068	
119		394.0	Tools, Shop & Garage Equip	$ 1,190,108		$ 18,839,081	$ 20,262,385	$ 19,550,733		$ 1,289,604		$ 1,289,604	
120		396.0	Power Operated Equipment	$ 379,840		$ 9,342,866	$ 9,875,124	$ 9,608,995		$ 402,196		$ 402,196	
121		397.0	Communication Equip	$ 681,287		$ 3,248,896	$ 3,317,266	$ 3,283,081		$ 697,305		$ 697,305	
122		398.0	Miscellaneous Equipment	$ 84,794		$ 1,302,638	$ 1,690,070	$ 1,496,354		$ 117,478		$ 117,478	
123		398.5	Cng Equipment	$ 111,424		$ 1,670,519	$ 1,670,519	$ 1,670,519		$ 111,424		$ 111,424	
124		398.6	Cng Equipment	$ 7,252		$ 108,720	$ 108,720	$ 108,720		$ 7,252		$ 7,252	
125		398.7	Cng Equipment	$ -		$ -	$ -	$ -		$ -		$ -	
126		399.1	ARO General Plant 5	$ -		$ 17,180	$ 17,180	$ 17,180		$ -		$ -	
127	**Gas General Plant Total**			**$ 7,825,461**		**$ 151,287,150**	**$ 165,787,025**	**$ 158,537,088**	**5.44%**	**$ 8,623,423**	**$ -**	**$ 8,623,423**	
128													
129	Right-of-Way - Transmission (186)			$ 3,184,001		$ 44,826,483	$ 41,790,530	$ 43,308,507		$ 3,095,953	$ -	$ 3,095,953	
130	Right-of-Way - Distribution (186)			$ 456,359		$ (456,359)	$ (397,213)	$ (426,786)		$ 397,213	$ -	$ 397,213	
131	Transportation Equipment Depreciation Expense Capitalized (1)			(446,326)		$ -	$ -	$ -		$ (483,572)	$ -	$ (483,572)	
132	CIAC Amortization (1)			$ (669,022)		$ -	$ -	$ -		$ (669,022)	$ -	$ (669,022)	
133	ARO Accretion Expense (2)			$ 53,946		$ -	$ -	$ -		$ 58,465	$ -	$ 58,465	
134													
135	**Grand Total (3)**			**$ 44,550,021**		**$ 1,731,296,863**	**$ 1,884,766,233**	**$ 1,808,031,548**	**2.74%**	**$ 49,585,313**	**$ -**	**$ 49,585,313**	
136													
137													
138	**Notes**												
139	(1) These cells are hard-coded and non-fully functional. If parties would like to see support, they will have to issue a data request.												
140	(2) Expenses related ARO Accretion is recorded as depreciation expense resulting from ARO liability balances not included in plant-in-service and is included in 630 Schedules I-1.4 ARO.												

NEW MEXICO GAS COMPANY, INC.

Depreciation, Depletion, Amortization, and Abandonment Expense
Base Period - 12 Months Ending March 31, 2023
Future Test Year - 12 Months Ending September 30, 2025

	A	B	C	AG	AH	AI	AJ
2	**Functional Class**	**FERC**	**FERC Description**	**Adjusted Base and Test Periods Variance**	**Test Period to Adjusted Base Period Variance - %**		**Rule 630 Schedule or Workpaper Ref.**
3							
100		390.0	Structures & Improvement	$ 215,043	0.61%		WP Plant 5 Depreciation Exp; 630 Schedule B-3 Gross Plant
101		390.1	Str/Impr, NMGC Div Bldgs	$ -	0.00%		WP Plant 5 Depreciation Exp; 630 Schedule B-3 Gross Plant
102		390.2	Struc & Imprv Admin Bldg	$ -	0.00%		WP Plant 5 Depreciation Exp; 630 Schedule B-3 Gross Plant
103		390.3	Struc & Imprv Business Ctr	$ (62,787)	-4.60%		WP Plant 5 Depreciation Exp; 630 Schedule B-3 Gross Plant
104		390.4	Struc & Imprv Los Lunas Bl	$ (24,413)	-28.42%		WP Plant 5 Depreciation Exp; 630 Schedule B-3 Gross Plant
105		390.5	Struc & Imprv Rio Bravo	$ (196,273)			WP Plant 5 Depreciation Exp; 630 Schedule B-3 Gross Plant
106		390.6	Struc & Imprv Rio Rancho	$ (8,318)	-30.77%		WP Plant 5 Depreciation Exp; 630 Schedule B-3 Gross Plant
107		390.7	Struc & Imprv Santa Fe Bldg	$ -	0.00%		WP Plant 5 Depreciation Exp; 630 Schedule B-3 Gross Plant
108		390.8	Struc & Imprv SF Pymt Ctr	$ (100)	-0.26%		WP Plant 5 Depreciation Exp; 630 Schedule B-3 Gross Plant
109		390.9	Solar Structures	$ (55,225)	-1.71%		WP Plant 5 Depreciation Exp; 630 Schedule B-3 Gross Plant
110		391.0	Office Furniture & Equip	$ 50	0.00%		WP Plant 5 Depreciation Exp; 630 Schedule B-3 Gross Plant
111		391.1	Off Furn & Eq, PC Systems	$ -	0.00%		WP Plant 5 Depreciation Exp; 630 Schedule B-3 Gross Plant
112		391.2	Off Furn & Eq, PCs	$ 762,576	6.01%		WP Plant 5 Depreciation Exp; 630 Schedule B-3 Gross Plant
113		392.0	Transportation Eq-Light	$ 491,784	2.89%		WP Plant 5 Depreciation Exp; 630 Schedule B-3 Gross Plant
114		392.1	Transportation Eq-Heavy	$ (131,342)	-2.30%		WP Plant 5 Depreciation Exp; 630 Schedule B-3 Gross Plant
115		392.2	Transportation Eq-Trailer	$ (90,223)	-2.21%		WP Plant 5 Depreciation Exp; 630 Schedule B-3 Gross Plant
116		392.3	Transportation Eq-Medium	$ 112,955	1.31%		WP Plant 5 Depreciation Exp; 630 Schedule B-3 Gross Plant
117		392.4	Transp Eq-Special Purpose	$ (619)	-0.22%		WP Plant 5 Depreciation Exp; 630 Schedule B-3 Gross Plant
118		393.0	Stores Equip	$ 14,868	1.94%		WP Plant 5 Depreciation Exp; 630 Schedule B-3 Gross Plant
119		394.0	Tools, Shop & Garage Equip	$ 236,992	1.50%		WP Plant 5 Depreciation Exp; 630 Schedule B-3 Gross Plant
120		396.0	Power Operated Equipment	$ 19,865	0.26%		WP Plant 5 Depreciation Exp; 630 Schedule B-3 Gross Plant
121		397.0	Communication Equip	$ 384,762	12.31%		WP Plant 5 Depreciation Exp; 630 Schedule B-3 Gross Plant
122		398.0	Miscellaneous Equipment	$ 77,277	12.82%		WP Plant 5 Depreciation Exp; 630 Schedule B-3 Gross Plant
123		398.5	Cng Equipment	$ 111,424	6.67%		WP Plant 5 Depreciation Exp; 630 Schedule B-3 Gross Plant
124		398.6	Cng Equipment	$ 7,252	6.67%		WP Plant 5 Depreciation Exp; 630 Schedule B-3 Gross Plant
125		398.7	Cng Equipment	$ -	0.00%		WP Plant 5 Depreciation Exp; 630 Schedule B-3 Gross Plant
126		399.1	ARO General Plant 5	$ (301)	-1.75%		WP Plant 5 Depreciation Exp; 630 Schedule B-3 Gross Plant
127	**Gas General Plant Total**			**$ 1,865,245**	**1.49%**		
128							
129	Right-of-Way - Transmission (186)			$ (599,961)	-1.38%		630 Schedule H-7.2 Trans ROW
130	Right-of-Way - Distribution (186)			$ (6,598)	-0.22%		630 Schedule H-7.1 Dist ROW
131	Transportation Equipment Depreciation Expense Capitalized (1)			$ (109,820)	0.00%		630 Schedule H-7b
132	CIAC Amortization (1)			$ -	0.00%		630 Schedule H-7b
133	ARO Accretion Expense (2)			$ 8,711	0.00%		630 Schedule I-1.4 ARO
134							
135	**Grand Total (3)**			**$ 5,834,072**	**0.38%**		
136							
137							
138	**Notes**						
139	(1) These cells are hard-coded and non-fully functional. If parties would like to see support, they will have to issue a data request.						
140	(2) Expenses related ARO Accretion is recorded as depreciation expense resulting from ARO liability balances not included in plant-in-service and is included in 630 Schedules I-1.4 ARO.						

NEW MEXICO GAS COMPANY, INC.

Schedule H-7b Notes
Base Period - 12 Months Ending March 31, 2023
Future Test Year - 12 Months Ending September 30, 2025

Depreciation and Amortization Expense
Explanation for cost drivers resulting in material change

Note 1: The accumulated depreciation balances were developed by taking the actual accumulated depreciation balances as of March 31, 2023 and including calculated monthly depreciation expense based on forecasted plant-in service balances. See NMGC Exhibit ECB-4 WP Plant-4, WP Plant-5, and WP Plant-6. The monthly depreciation expense for the Base Period was calculated using monthly gross plant balances and depreciation rates approved in NMGC's 2019 Rate Case (19-0037-UT). The monthly depreciation expense for the Linkage 1 Period was calculated using monthly gross plant balances and depreciation rates from NMGC's 2019 Rate Case and rates from NMGC's updated depreciation study that was filed with the NMPRC on June 30, 2023. The Linkage 2 and Future Test Year period monthly depreciation expense was calculated using monthly gross plant balances and depreciation rates from NMGC's updated depreciation study that was filed with the NMPRC on June 30, 2023. NMGC Exhibit ECB–4 WP Plant-1 provides a schedule of monthly net plant in service balances from March 31, 2023 through September 30, 2025. The values in this schedule are hard coded. NMGC will update depreciation expense and associated plant and ADIT balances at the request of parties.

NEW MEXICO GAS COMPANY, INC.

Net Plant Balances
Base Period - 12 Months Ending March 31, 2023
Future Test Year - 12 Months Ending September 30, 2025

	A	B	C	D	E	F	G	H	I	J	K
1											
3	**Gross Plant-In-Service**	**FERC Acct**	**Description**	**Base Period Beginning Balance 3/31/2022**	**Balance 4/30/2022**	**Balance 5/31/2022**	**Balance 6/30/2022**	**Balance 7/31/2022**	**Balance 8/31/2022**	**Balance 9/30/2022**	**Balance 10/31/2022**
4											
5	**Gas Intangible Plant**	303.1	Intangible Plant Software @ 20%	$ -	$ -	$ -	$ -	$ -	$ -	$ -	$ -
6		303.2	Intangible Plant Software @ 10%	$ -	$ -	$ -	$ -	$ -	$ -	$ -	$ -
7		303.3	Intangible Plant Software @ 6.67%	$ 24,172,506	$ 26,176,824	$ 26,039,346	$ 26,003,066	$ 25,794,081	$ 25,591,257	$ 25,391,377	$ 25,221,995
8	**Gas Intangible Plant Total**			**$ 24,172,506**	**$ 26,176,824**	**$ 26,039,346**	**$ 26,003,066**	**$ 25,794,081**	**$ 25,591,257**	**$ 25,391,377**	**$ 25,221,995**
9											
10											
11	**Gas Production Plant**	325.4	Co. 5 Right Of Way	$ -	$ -	$ -	$ -	$ -	$ -	$ -	$ -
12		332.0	Field Lines Bare Steel Pipe	$ -	$ -	$ -	$ -	$ -	$ -	$ -	$ -
13		332.1	Field Lines Wrapped Steel P	$ -	$ -	$ -	$ -	$ -	$ -	$ -	$ -
14		332.4	Field Lines Other Equipment	$ -	$ -	$ -	$ -	$ -	$ -	$ -	$ -
15		333.0	Field Compressor Station Eq	$ -	$ -	$ -	$ -	$ -	$ -	$ -	$ -
16		334.0	Field Measuring & Regulating	$ -	$ -	$ -	$ -	$ -	$ -	$ -	$ -
17	**Gas Production Plant Total**			**$ -**	**$ -**	**$ -**	**$ -**	**$ -**	**$ -**	**$ -**	**$ -**
18											
19											
20	**Gas Other Storage Plant**	350.2	Right Of Way	$ -	$ -	$ -	$ -	$ -	$ -	$ -	$ -
21		351.1	Well Structures	$ -	$ -	$ -	$ -	$ -	$ -	$ -	$ -
22		351.4	Other Structures	$ -	$ -	$ -	$ -	$ -	$ -	$ -	$ -
23		352.2	Reservoirs	$ -	$ -	$ -	$ -	$ -	$ -	$ -	$ -
24		352.3	Nonrecoverable Natural Gas	$ -	$ -	$ -	$ -	$ -	$ -	$ -	$ -
25		352.4	Well Drilling Costs And Equ	$ -	$ -	$ -	$ -	$ -	$ -	$ -	$ -
26		353.0	Lines	$ -	$ -	$ -	$ -	$ -	$ -	$ -	$ -
27		354.0	Compressor Station Equipment	$ -	$ -	$ -	$ -	$ -	$ -	$ -	$ -
28		355.0	Field Measuring & Regulating	$ (0)	$ (0)	$ (0)	$ (0)	$ (0)	$ (0)	$ (0)	$ (0)
29		357.0	Other Equipment	$ -	$ -	$ -	$ -	$ -	$ -	$ -	$ -
30	**Gas Other Storage Plant Total**			**$ (0)**	**$ (0)**	**$ (0)**	**$ (0)**	**$ (0)**	**$ (0)**	**$ (0)**	**$ (0)**
31											

Sponsored by NMGC Witness Erik C. Buchanan

WP Plant 1 Net Plant Balances

NEW MEXICO GAS COMPANY, INC.

Net Plant Balances
Base Period - 12 Months Ending March 31, 2023
Future Test Year - 12 Months Ending September 30, 2025

	A	B	C	L	M	N	O	P	Q	R	S
1											
3	**Gross Plant-In-Service**	**FERC Acct**	**Description**	**Balance 11/30/2022**	**Balance 12/31/2022**	**Balance 1/31/2023**	**Balance 2/28/2023**	**Base Period Ending 3/31/2023**	**Placeholder**	**Adjusted Base Period Ending Balance**	**Linkage Period Beginning Balance 3/31/2023**
4										S = P + Q + R	
5	**Gas Intangible Plant**	303.1	Intangible Plant Software @ 20%	$ -	$ -	$ -	$ -	$ -		$ -	$ -
6		303.2	Intangible Plant Software @ 10%	$ -	$ -	$ -	$ -	$ -		$ -	$ -
7		303.3	Intangible Plant Software @ 6.67%	$ 25,250,700	$ 25,094,478	$ 24,893,424	$ 25,622,144	$ 26,014,008		$ 26,014,008	$ 26,014,008
8	**Gas Intangible Plant Total**			**$ 25,250,700**	**$ 25,094,478**	**$ 24,893,424**	**$ 25,622,144**	**$ 26,014,008**	**$ -**	**$ 26,014,008**	**$ 26,014,008**
9											
10											
11	**Gas Production Plant**	325.4	Co. 5 Right Of Way	$ -	$ -	$ -	$ -	$ -		$ -	$ -
12		332.0	Field Lines Bare Steel Pipe	$ -	$ -	$ -	$ -	$ -		$ -	$ -
13		332.1	Field Lines Wrapped Steel P	$ -	$ -	$ -	$ -	$ -		$ -	$ -
14		332.4	Field Lines Other Equipment	$ -	$ -	$ -	$ -	$ -		$ -	$ -
15		333.0	Field Compressor Station Eq	$ -	$ -	$ -	$ -	$ -		$ -	$ -
16		334.0	Field Measuring & Regulating	$ -	$ -	$ -	$ -	$ -		$ -	$ -
17	**Gas Production Plant Total**			**$ -**	**$ -**	**$ -**	**$ -**	**$ -**	**$ -**	**$ -**	**$ -**
18											
19											
20	**Gas Other Storage Plant**	350.2	Right Of Way	$ -	$ -	$ -	$ -	$ -		$ -	$ -
21		351.1	Well Structures	$ -	$ -	$ -	$ -	$ -		$ -	$ -
22		351.4	Other Structures	$ -	$ -	$ -	$ -	$ -		$ -	$ -
23		352.2	Reservoirs	$ -	$ -	$ -	$ -	$ -		$ -	$ -
24		352.3	Nonrecoverable Natural Gas	$ -	$ -	$ -	$ -	$ -		$ -	$ -
25		352.4	Well Drilling Costs And Equ	$ -	$ -	$ -	$ -	$ -		$ -	$ -
26		353.0	Lines	$ -	$ -	$ -	$ -	$ -		$ -	$ -
27		354.0	Compressor Station Equipment	$ -	$ -	$ -	$ -	$ -		$ -	$ -
28		355.0	Field Measuring & Regulating	$ (0)	$ (0)	$ (0)	$ (0)	$ (0)		$ (0)	$ (0)
29		357.0	Other Equipment	$ -	$ -	$ -	$ -	$ -		$ -	$ -
30	**Gas Other Storage Plant Total**			**$ (0)**	**$ (0)**	**$ (0)**	**$ (0)**	**$ (0)**	**$ -**	**$ (0)**	**$ (0)**
31											

Sponsored by NMGC Witness Erik C. Buchanan

WP Plant 1 Net Plant Balances

NEW MEXICO GAS COMPANY, INC.

Net Plant Balances
Base Period - 12 Months Ending March 31, 2023
Future Test Year - 12 Months Ending September 30, 2025

	A	B	C	T	U	V	W	X	Y	Z	AA
1											
3	**Gross Plant-In-Service**	**FERC Acct**	**Description**	**Balance 4/30/2023**	**Balance 5/31/2023**	**Balance 6/30/2023**	**Balance 7/31/2023**	**Balance 8/31/2023**	**Balance 9/30/2023**	**Balance 10/31/2023**	**Balance 11/30/2023**
4											
5	**Gas Intangible Plant**	303.1	Intangible Plant Software @ 20%	$ -	$ -	$ -	$ -	$ -	$ -	$ -	$ -
6		303.2	Intangible Plant Software @ 10%	$ -	$ -	$ -	$ -	$ -	$ -	$ -	$ -
7		303.3	Intangible Plant Software @ 6.67%	$ 25,876,020	$ 27,685,286	$ 29,658,284	$ 29,426,392	$ 29,233,720	$ 29,497,826	$ 29,271,224	$ 29,334,596
8	**Gas Intangible Plant Total**			**$ 25,876,020**	**$ 27,685,286**	**$ 29,658,284**	**$ 29,426,392**	**$ 29,233,720**	**$ 29,497,826**	**$ 29,271,224**	**$ 29,334,596**
9											
10											
11	**Gas Production Plant**	325.4	Co. 5 Right Of Way	$ -	$ -	$ -	$ -	$ -	$ -	$ -	$ -
12		332.0	Field Lines Bare Steel Pipe	$ -	$ -	$ -	$ -	$ -	$ -	$ -	$ -
13		332.1	Field Lines Wrapped Steel P	$ -	$ -	$ -	$ -	$ -	$ -	$ -	$ -
14		332.4	Field Lines Other Equipment	$ -	$ -	$ -	$ -	$ -	$ -	$ -	$ -
15		333.0	Field Compressor Station Eq	$ -	$ -	$ -	$ -	$ -	$ -	$ -	$ -
16		334.0	Field Measuring & Regulating	$ -	$ -	$ -	$ -	$ -	$ -	$ -	$ -
17	**Gas Production Plant Total**			**$ -**	**$ -**	**$ -**	**$ -**	**$ -**	**$ -**	**$ -**	**$ -**
18											
19											
20	**Gas Other Storage Plant**	350.2	Right Of Way	$ -	$ -	$ -	$ -	$ -	$ -	$ -	$ -
21		351.1	Well Structures	$ -	$ -	$ -	$ -	$ -	$ -	$ -	$ -
22		351.4	Other Structures	$ -	$ -	$ -	$ -	$ -	$ -	$ -	$ -
23		352.2	Reservoirs	$ -	$ -	$ -	$ -	$ -	$ -	$ -	$ -
24		352.3	Nonrecoverable Natural Gas	$ -	$ -	$ -	$ -	$ -	$ -	$ -	$ -
25		352.4	Well Drilling Costs And Equ	$ -	$ -	$ -	$ -	$ -	$ -	$ -	$ -
26		353.0	Lines	$ -	$ -	$ -	$ -	$ -	$ -	$ -	$ -
27		354.0	Compressor Station Equipment	$ -	$ -	$ -	$ -	$ -	$ -	$ -	$ -
28		355.0	Field Measuring & Regulating	$ (0)	$ (0)	$ (0)	$ (0)	$ (0)	$ (0)	$ (0)	$ (0)
29		357.0	Other Equipment	$ -	$ -	$ -	$ -	$ -	$ -	$ -	$ -
30	**Gas Other Storage Plant Total**			**$ (0)**	**$ (0)**	**$ (0)**	**$ (0)**	**$ (0)**	**$ (0)**	**$ (0)**	**$ (0)**
31											

Sponsored by NMGC Witness Erik C. Buchanan

WP Plant 1 Net Plant Balances

NEW MEXICO GAS COMPANY, INC.

Net Plant Balances
Base Period - 12 Months Ending March 31, 2023
Future Test Year - 12 Months Ending September 30, 2025

	A	B	C	AB	AC	AD	AE	AF	AG	AH	AI
1											
3	**Gross Plant-In-Service**	**FERC Acct**	**Description**	**Balance 12/31/2023**	**Balance 1/31/2024**	**Balance 2/29/2024**	**Linkage Period Ending 1 3/31/2024**	**Balance 4/30/2024**	**Balance 5/31/2024**	**Balance 6/30/2024**	**Balance 7/31/2024**
4											
5	**Gas Intangible Plant**	303.1	Intangible Plant Software @ 20%	$ -	$ -	$ -	$ -	$ -	$ -	$ -	$ -
6		303.2	Intangible Plant Software @ 10%	$ -	$ -	$ -	$ -	$ -	$ -	$ -	$ -
7		303.3	Intangible Plant Software @ 6.67%	$ 29,177,349	$ 30,394,175	$ 30,131,084	$ 29,867,993	$ 29,604,902	$ 29,341,811	$ 29,078,720	$ 28,815,629
8	**Gas Intangible Plant Total**			**$ 29,177,349**	**$ 30,394,175**	**$ 30,131,084**	**$ 29,867,993**	**$ 29,604,902**	**$ 29,341,811**	**$ 29,078,720**	**$ 28,815,629**
9											
10											
11	**Gas Production Plant**	325.4	Co. 5 Right Of Way	$ -	$ -	$ -	$ -	$ -	$ -	$ -	$ -
12		332.0	Field Lines Bare Steel Pipe	$ -	$ -	$ -	$ -	$ -	$ -	$ -	$ -
13		332.1	Field Lines Wrapped Steel P	$ -	$ -	$ -	$ -	$ -	$ -	$ -	$ -
14		332.4	Field Lines Other Equipment	$ -	$ -	$ -	$ -	$ -	$ -	$ -	$ -
15		333.0	Field Compressor Station Eq	$ -	$ -	$ -	$ -	$ -	$ -	$ -	$ -
16		334.0	Field Measuring & Regulating	$ -	$ -	$ -	$ -	$ -	$ -	$ -	$ -
17	**Gas Production Plant Total**			**$ -**	**$ -**	**$ -**	**$ -**	**$ -**	**$ -**	**$ -**	**$ -**
18											
19											
20	**Gas Other Storage Plant**	350.2	Right Of Way	$ -	$ -	$ -	$ -	$ -	$ -	$ -	$ -
21		351.1	Well Structures	$ -	$ -	$ -	$ -	$ -	$ -	$ -	$ -
22		351.4	Other Structures	$ -	$ -	$ -	$ -	$ -	$ -	$ -	$ -
23		352.2	Reservoirs	$ -	$ -	$ -	$ -	$ -	$ -	$ -	$ -
24		352.3	Nonrecoverable Natural Gas	$ -	$ -	$ -	$ -	$ -	$ -	$ -	$ -
25		352.4	Well Drilling Costs And Equ	$ -	$ -	$ -	$ -	$ -	$ -	$ -	$ -
26		353.0	Lines	$ -	$ -	$ -	$ -	$ -	$ -	$ -	$ -
27		354.0	Compressor Station Equipment	$ -	$ -	$ -	$ -	$ -	$ -	$ -	$ -
28		355.0	Field Measuring & Regulating	$ (0)	$ (0)	$ (0)	$ (0)	$ (0)	$ (0)	$ (0)	$ (0)
29		357.0	Other Equipment	$ -	$ -	$ -	$ -	$ -	$ -	$ -	$ -
30	**Gas Other Storage Plant Total**			**$ (0)**	**$ (0)**	**$ (0)**	**$ (0)**	**$ (0)**	**$ (0)**	**$ (0)**	**$ (0)**
31											

Sponsored by NMGC Witness Erik C. Buchanan

WP Plant 1 Net Plant Balances

NEW MEXICO GAS COMPANY, INC.

Net Plant Balances
Base Period - 12 Months Ending March 31, 2023
Future Test Year - 12 Months Ending September 30, 2025

	A	B	C	AJ	AK	AL	AM	AN	AO	AP	AQ
1											
3	**Gross Plant-In-Service**	**FERC Acct**	**Description**	**Balance 8/31/2024**	**Linkage Period 2 Ending 9/30/2024**	**Future Test Year Beginning Balance 9/30/2024**	**Balance 10/31/2024**	**Balance 11/30/2024**	**Balance 12/31/2024**	**Balance 1/31/2025**	**Balance 2/28/2025**
4											
5	**Gas Intangible Plant**	303.1	Intangible Plant Software @ 20%	$ -	$ -	$ -	$ -	$ -	$ -	$ -	$ -
6		303.2	Intangible Plant Software @ 10%	$ -	$ -	$ -	$ -	$ -	$ -	$ -	$ -
7		303.3	Intangible Plant Software @ 6.67%	$ 28,552,538	$ 28,289,446	$ 28,289,446	$ 56,020,925	$ 55,602,231	$ 55,183,537	$ 66,889,041	$ 66,402,956
8	**Gas Intangible Plant Total**			**$ 28,552,538**	**$ 28,289,446**	**$ 28,289,446**	**$ 56,020,925**	**$ 55,602,231**	**$ 55,183,537**	**$ 66,889,041**	**$ 66,402,956**
9											
10											
11	**Gas Production Plant**	325.4	Co. 5 Right Of Way	$ -	$ -	$ -	$ -	$ -	$ -	$ -	$ -
12		332.0	Field Lines Bare Steel Pipe	$ -	$ -	$ -	$ -	$ -	$ -	$ -	$ -
13		332.1	Field Lines Wrapped Steel P	$ -	$ -	$ -	$ -	$ -	$ -	$ -	$ -
14		332.4	Field Lines Other Equipment	$ -	$ -	$ -	$ -	$ -	$ -	$ -	$ -
15		333.0	Field Compressor Station Eq	$ -	$ -	$ -	$ -	$ -	$ -	$ -	$ -
16		334.0	Field Measuring & Regulating	$ -	$ -	$ -	$ -	$ -	$ -	$ -	$ -
17	**Gas Production Plant Total**			**$ -**	**$ -**	**$ -**	**$ -**	**$ -**	**$ -**	**$ -**	**$ -**
18											
19											
20	**Gas Other Storage Plant**	350.2	Right Of Way	$ -	$ -	$ -	$ -	$ -	$ -	$ -	$ -
21		351.1	Well Structures	$ -	$ -	$ -	$ -	$ -	$ -	$ -	$ -
22		351.4	Other Structures	$ -	$ -	$ -	$ -	$ -	$ -	$ -	$ -
23		352.2	Reservoirs	$ -	$ -	$ -	$ -	$ -	$ -	$ -	$ -
24		352.3	Nonrecoverable Natural Gas	$ -	$ -	$ -	$ -	$ -	$ -	$ -	$ -
25		352.4	Well Drilling Costs And Equ	$ -	$ -	$ -	$ -	$ -	$ -	$ -	$ -
26		353.0	Lines	$ -	$ -	$ -	$ -	$ -	$ -	$ -	$ -
27		354.0	Compressor Station Equipment	$ -	$ -	$ -	$ -	$ -	$ -	$ -	$ -
28		355.0	Field Measuring & Regulating	$ (0)	$ (0)	$ (0)	$ (0)	$ (0)	$ (0)	$ (0)	$ (0)
29		357.0	Other Equipment	$ -	$ -	$ -	$ -	$ -	$ -	$ -	$ -
30	**Gas Other Storage Plant Total**			**$ (0)**	**$ (0)**	**$ (0)**	**$ (0)**	**$ (0)**	**$ (0)**	**$ (0)**	**$ (0)**
31											

Sponsored by NMGC Witness Erik C. Buchanan

WP Plant 1 Net Plant Balances

NEW MEXICO GAS COMPANY, INC.

Net Plant Balances
Base Period - 12 Months Ending March 31, 2023
Future Test Year - 12 Months Ending September 30, 2025

	A	B	C	AR	AS	AT	AU	AV	AW	AX	AY
1											
3	**Gross Plant-In-Service**	**FERC Acct**	**Description**	**Balance 3/31/2025**	**Balance 4/30/2025**	**Balance 5/31/2025**	**Balance 6/30/2025**	**Balance 7/31/2025**	**Balance 8/31/2025**	**Future Test Year Ending 9/30/2025**	**13-month Average Adjustment**
4											
5	**Gas Intangible Plant**	303.1	Intangible Plant Software @ 20%	$ -	$ -	$ -	$ -	$ -	$ -	$ -	$ -
6		303.2	Intangible Plant Software @ 10%	$ -	$ -	$ -	$ -	$ -	$ -	$ -	$ -
7		303.3	Intangible Plant Software @ 6.67%	$ 65,916,871	$ 65,430,787	$ 68,187,190	$ 67,726,191	$ 67,221,844	$ 66,717,497	$ 66,213,150	$ (4,997,637)
8	**Gas Intangible Plant Total**			**$ 65,916,871**	**$ 65,430,787**	**$ 68,187,190**	**$ 67,726,191**	**$ 67,221,844**	**$ 66,717,497**	**$ 66,213,150**	**$ (4,997,637)**
9											
10											
11	**Gas Production Plant**	325.4	Co. 5 Right Of Way	$ -	$ -	$ -	$ -	$ -	$ -	$ -	$ -
12		332.0	Field Lines Bare Steel Pipe	$ -	$ -	$ -	$ -	$ -	$ -	$ -	$ -
13		332.1	Field Lines Wrapped Steel P	$ -	$ -	$ -	$ -	$ -	$ -	$ -	$ -
14		332.4	Field Lines Other Equipment	$ -	$ -	$ -	$ -	$ -	$ -	$ -	$ -
15		333.0	Field Compressor Station Eq	$ -	$ -	$ -	$ -	$ -	$ -	$ -	$ -
16		334.0	Field Measuring & Regulating	$ -	$ -	$ -	$ -	$ -	$ -	$ -	$ -
17	**Gas Production Plant Total**			**$ -**	**$ -**	**$ -**	**$ -**	**$ -**	**$ -**	**$ -**	**$ -**
18											
19											
20	**Gas Other Storage Plant**	350.2	Right Of Way	$ -	$ -	$ -	$ -	$ -	$ -	$ -	$ -
21		351.1	Well Structures	$ -	$ -	$ -	$ -	$ -	$ -	$ -	$ -
22		351.4	Other Structures	$ -	$ -	$ -	$ -	$ -	$ -	$ -	$ -
23		352.2	Reservoirs	$ -	$ -	$ -	$ -	$ -	$ -	$ -	$ -
24		352.3	Nonrecoverable Natural Gas	$ -	$ -	$ -	$ -	$ -	$ -	$ -	$ -
25		352.4	Well Drilling Costs And Equ	$ -	$ -	$ -	$ -	$ -	$ -	$ -	$ -
26		353.0	Lines	$ -	$ -	$ -	$ -	$ -	$ -	$ -	$ -
27		354.0	Compressor Station Equipment	$ -	$ -	$ -	$ -	$ -	$ -	$ -	$ -
28		355.0	Field Measuring & Regulating	$ (0)	$ (0)	$ (0)	$ (0)	$ (0)	$ (0)	$ (0)	$ -
29		357.0	Other Equipment	$ -	$ -	$ -	$ -	$ -	$ -	$ -	$ -
30	**Gas Other Storage Plant Total**			**$ (0)**	**$ (0)**	**$ (0)**	**$ (0)**	**$ (0)**	**$ (0)**	**$ (0)**	**$ -**
31											

Sponsored by NMGC Witness Erik C. Buchanan

WP Plant 1 Net Plant Balances

NEW MEXICO GAS COMPANY, INC.

Net Plant Balances
Base Period - 12 Months Ending March 31, 2023
Future Test Year - 12 Months Ending September 30, 2025

	A	B	C	AZ	BA	BB	BC	BD	BE	BF
1										
3	**Gross Plant-In-Service**	**FERC Acct**	**Description**	**Other Test Period Adjustments**	**Adjusted Future Test Year Ending 9/30/2025**		**Adjusted Base and Test Periods Variance**	**Test Period to Adjusted Base Period Variance - %**		**Rule 630 Schedule or Workpaper Ref.**
4					BB = AY + AZ + BA					
5	**Gas Intangible Plant**	303.1	Intangible Plant Software @ 20%		$ -		$ -			630 Schedule B-3 Gross Plant; 630 Schedule C-1b Accum
6		303.2	Intangible Plant Software @ 10%		$ -		$ -			630 Schedule B-3 Gross Plant; 630 Schedule C-1b Accum
7		303.3	Intangible Plant Software @ 6.67%		$ 61,215,513		$ 35,201,505	135%		630 Schedule B-3 Gross Plant; 630 Schedule C-1b Accum
8	**Gas Intangible Plant Total**			**$ -**	**$ 61,215,513**		**$ 35,201,505**	**135%**		
9										
10										
11	**Gas Production Plant**	325.4	Co. 5 Right Of Way		$ -		$ -			630 Schedule B-3 Gross Plant; 630 Schedule C-1b Accum
12		332.0	Field Lines Bare Steel Pipe		$ -		$ -			630 Schedule B-3 Gross Plant; 630 Schedule C-1b Accum
13		332.1	Field Lines Wrapped Steel P		$ -		$ -			630 Schedule B-3 Gross Plant; 630 Schedule C-1b Accum
14		332.4	Field Lines Other Equipment		$ -		$ -			630 Schedule B-3 Gross Plant; 630 Schedule C-1b Accum
15		333.0	Field Compressor Station Eq		$ -		$ -			630 Schedule B-3 Gross Plant; 630 Schedule C-1b Accum
16		334.0	Field Measuring & Regulating		$ -		$ -			630 Schedule B-3 Gross Plant; 630 Schedule C-1b Accum
17	**Gas Production Plant Total**			**$ -**	**$ -**		**$ -**			
18										
19										
20	**Gas Other Storage Plant**	350.2	Right Of Way		$ -		$ -			630 Schedule B-3 Gross Plant; 630 Schedule C-1.1 Accum
21		351.1	Well Structures		$ -		$ -			630 Schedule B-3 Gross Plant; 630 Schedule C-1.1 Accum
22		351.4	Other Structures		$ -		$ -			630 Schedule B-3 Gross Plant; 630 Schedule C-1.1 Accum
23		352.2	Reservoirs		$ -		$ -			630 Schedule B-3 Gross Plant; 630 Schedule C-1.1 Accum
24		352.3	Nonrecoverable Natural Gas		$ -		$ -			630 Schedule B-3 Gross Plant; 630 Schedule C-1.1 Accum
25		352.4	Well Drilling Costs And Equ		$ -		$ -			630 Schedule B-3 Gross Plant; 630 Schedule C-1.1 Accum
26		353.0	Lines		$ -		$ -			630 Schedule B-3 Gross Plant; 630 Schedule C-1.1 Accum
27		354.0	Compressor Station Equipment		$ -		$ -			630 Schedule B-3 Gross Plant; 630 Schedule C-1.1 Accum
28		355.0	Field Measuring & Regulating		$ (0)		$ -	0%		630 Schedule B-3 Gross Plant; 630 Schedule C-1.1 Accum
29		357.0	Other Equipment		$ -		$ -			630 Schedule B-3 Gross Plant; 630 Schedule C-1.1 Accum
30	**Gas Other Storage Plant Total**			**$ -**	**$ (0)**		**$ -**	**0%**		
31										

NEW MEXICO GAS COMPANY, INC.

Net Plant Balances
Base Period - 12 Months Ending March 31, 2023
Future Test Year - 12 Months Ending September 30, 2025

	A	B	C	D	E	F	G	H	I	J	K
3	**Gross Plant-In-Service**	**FERC Acct**	**Description**	**Base Period Beginning Balance 3/31/2022**	**Balance 4/30/2022**	**Balance 5/31/2022**	**Balance 6/30/2022**	**Balance 7/31/2022**	**Balance 8/31/2022**	**Balance 9/30/2022**	**Balance 10/31/2022**
4											
32											
33	**Gas Transmission Plant**	365.1	Land And Land Rights	$ 4,900,936	$ 4,900,936	$ 4,900,936	$ 4,900,936	$ 4,900,936	$ 4,900,936	$ 4,900,936	$ 4,900,936
34		365.2	Right Of Way	$ 3,680,574	$ 3,674,093	$ 3,667,613	$ 3,661,133	$ 3,654,652	$ 3,648,172	$ 3,641,691	$ 3,635,211
35		366.1	Compressor Station Structure	$ 764,601	$ 762,374	$ 776,077	$ 773,830	$ 771,582	$ 769,334	$ 767,087	$ 764,839
36		366.2	Measuring Station Structure	$ 13,084	$ 13,031	$ 12,978	$ 12,925	$ 12,872	$ 12,819	$ 12,767	$ 12,714
37		366.3	Other Structures	$ 252,590	$ 251,688	$ 250,786	$ 249,884	$ 248,982	$ 248,081	$ 247,179	$ 246,277
38		367.0	Mains Bare Steel Pipe	$ (18,879)	$ (18,879)	$ (18,879)	$ (18,879)	$ (18,879)	$ (18,879)	$ (18,879)	$ (18,879)
39		367.1	Mains Wrapped Steel Pipe	$ 180,825,726	$ 181,174,579	$ 180,803,701	$ 180,532,874	$ 182,600,873	$ 182,253,772	$ 182,716,326	$ 182,352,053
40		367.2	Mains Other Equipment	$ -	$ -	$ -	$ -	$ -	$ -	$ -	$ -
41		367.3	Mains Other Equipment	$ 30,618,446	$ 30,504,644	$ 30,386,044	$ 30,260,514	$ 30,136,678	$ 30,011,144	$ 29,888,591	$ 29,763,048
42		367.4	Mains Anodes	$ 1,247,096	$ 1,239,514	$ 1,231,933	$ 1,224,352	$ 1,216,770	$ 1,209,189	$ 1,201,607	$ 1,194,026
43		367.5	Mains-Wrap Stl Pipe Brazos	$ 949,622	$ 948,270	$ 946,918	$ 945,566	$ 944,214	$ 942,861	$ 941,509	$ 940,157
44		367.6	Mains-Wrap Stl Pipe Brazos	$ 169,765	$ 171,096	$ 179,857	$ 179,857	$ 179,857	$ 180,995	$ 180,995	$ 180,995
45		368	Compressor Station Equipment	$ 30,523,499	$ 30,461,325	$ 30,399,150	$ 30,674,297	$ 30,611,616	$ 30,598,154	$ 30,535,403	$ 30,640,066
46		369.0	Field Measuring & Regulating	$ 48,842,642	$ 48,747,943	$ 48,681,138	$ 49,315,751	$ 51,234,942	$ 51,148,821	$ 51,050,508	$ 50,952,396
47		369.1	Williams Fld Mea & Reg 100%	$ 35,005	$ 34,938	$ 34,872	$ 34,806	$ 34,739	$ 34,673	$ 34,607	$ 34,541
48		369.11	Wms Impaired Fld Mea/Reg	$ (12,687)	$ (12,664)	$ (12,641)	$ (12,618)	$ (12,595)	$ (12,572)	$ (12,549)	$ (12,526)
49		369.12	Wms HL Imp Fld Mea/Reg	$ -	$ -	$ -	$ -	$ -	$ -	$ -	$ -
50		369.13	Field Meas & Reg Brazos	$ -	$ -	$ -	$ -	$ -	$ -	$ -	$ -
51		371.0	Other Equipment	$ 63,874	$ 63,322	$ 62,770	$ 62,218	$ 61,667	$ 61,115	$ 60,563	$ 60,011
52	**Gas Transmission Plant Total**			**$ 302,855,894**	**$ 302,916,212**	**$ 302,303,255**	**$ 302,797,446**	**$ 306,578,906**	**$ 305,988,615**	**$ 306,148,341**	**$ 305,645,864**
53											

Sponsored by NMGC Witness Erik C. Buchanan

WP Plant 1 Net Plant Balances

NEW MEXICO GAS COMPANY, INC.

Net Plant Balances
Base Period - 12 Months Ending March 31, 2023
Future Test Year - 12 Months Ending September 30, 2025

	A	B	C	L	M	N	O	P	Q	R	S
3	**Gross Plant-In-Service**	**FERC Acct**	**Description**	**Balance 11/30/2022**	**Balance 12/31/2022**	**Balance 1/31/2023**	**Balance 2/28/2023**	**Base Period Ending 3/31/2023**	**Placeholder**	**Adjusted Base Period Ending Balance**	**Linkage Period Beginning Balance 3/31/2023**
4										S = P + Q + R	
32											
33	**Gas Transmission Plant**	365.1	Land And Land Rights	$ 4,900,936	$ 4,900,936	$ 4,900,936	$ 4,900,936	$ 4,900,936		$ 4,900,936	$ 4,900,936
34		365.2	Right Of Way	$ 3,628,731	$ 3,622,250	$ 3,615,770	$ 3,609,289	$ 3,602,809		$ 3,602,809	$ 3,602,809
35		366.1	Compressor Station Structure	$ 762,591	$ 760,344	$ 758,096	$ 755,848	$ 753,601		$ 753,601	$ 753,601
36		366.2	Measuring Station Structure	$ 12,661	$ 12,608	$ 12,555	$ 12,502	$ 12,449		$ 12,449	$ 12,449
37		366.3	Other Structures	$ 245,375	$ 244,473	$ 243,571	$ 242,669	$ 241,767		$ 241,767	$ 241,767
38		367.0	Mains Bare Steel Pipe	$ (18,879)	$ (18,879)	$ (13,668)	$ (13,668)	$ (13,668)		$ (13,668)	$ (13,668)
39		367.1	Mains Wrapped Steel Pipe	$ 182,405,551	$ 184,876,095	$ 186,127,929	$ 186,293,334	$ 186,362,762		$ 186,362,762	$ 186,362,762
40		367.2	Mains Other Equipment	$ -	$ 110,038	$ 109,737	$ 109,437	$ 109,136		$ 109,136	$ 109,136
41		367.3	Mains Other Equipment	$ 29,662,959	$ 30,715,901	$ 30,940,056	$ 30,483,918	$ 30,370,091		$ 30,370,091	$ 30,370,091
42		367.4	Mains Anodes	$ 1,186,445	$ 1,178,863	$ 1,171,282	$ 1,163,700	$ 1,156,119		$ 1,156,119	$ 1,156,119
43		367.5	Mains-Wrap Stl Pipe Brazos	$ 938,805	$ 937,453	$ 936,100	$ 934,748	$ 933,396		$ 933,396	$ 933,396
44		367.6	Mains-Wrap Stl Pipe Brazos	$ 180,995	$ 180,995	$ 180,995	$ 180,995	$ 180,995		$ 180,995	$ 180,995
45		368	Compressor Station Equipment	$ 32,214,501	$ 32,198,962	$ 32,133,334	$ 32,067,725	$ 32,002,207		$ 32,002,207	$ 32,002,207
46		369.0	Field Measuring & Regulating	$ 51,404,657	$ 54,193,233	$ 53,809,458	$ 53,714,754	$ 54,874,968		$ 54,874,968	$ 54,874,968
47		369.1	Williams Fld Mea & Reg 100%	$ 34,474	$ 34,408	$ 34,342	$ 34,276	$ 34,209		$ 34,209	$ 34,209
48		369.11	Wms Impaired Fld Mea/Reg	$ (12,503)	$ (12,480)	$ (12,457)	$ (12,434)	$ (12,411)		$ (12,411)	$ (12,411)
49		369.12	Wms HL Imp Fld Mea/Reg	$ -	$ -	$ -	$ -	$ -		$ -	$ -
50		369.13	Field Meas & Reg Brazos	$ -	$ -	$ 22	$ 22	$ 22		$ 22	$ 22
51		371.0	Other Equipment	$ 59,459	$ 58,908	$ 58,356	$ 57,804	$ 57,252		$ 57,252	$ 57,252
52	**Gas Transmission Plant Total**			**$ 307,606,759**	**$ 313,994,106**	**$ 315,006,414**	**$ 314,535,855**	**$ 315,566,641**	**$ -**	**$ 315,566,641**	**$ 315,566,641**
53											

NEW MEXICO GAS COMPANY, INC.

Net Plant Balances
Base Period - 12 Months Ending March 31, 2023
Future Test Year - 12 Months Ending September 30, 2025

	A	B	C	T	U	V	W	X	Y	Z	AA
3	**Gross Plant-In-Service**	**FERC Acct**	**Description**	**Balance 4/30/2023**	**Balance 5/31/2023**	**Balance 6/30/2023**	**Balance 7/31/2023**	**Balance 8/31/2023**	**Balance 9/30/2023**	**Balance 10/31/2023**	**Balance 11/30/2023**
4											
32											
33	**Gas Transmission Plant**	365.1	Land And Land Rights	$ 4,900,936	$ 4,900,936	$ 4,900,936	$ 4,900,936	$ 4,900,936	$ 4,900,936	$ 4,900,936	$ 4,900,936
34		365.2	Right Of Way	$ 3,596,311	$ 3,589,813	$ 3,583,315	$ 3,576,817	$ 3,570,319	$ 3,564,896	$ 3,559,472	$ 3,554,048
35		366.1	Compressor Station Structure	$ 751,353	$ 749,105	$ 746,857	$ 744,609	$ 742,361	$ 740,563	$ 738,764	$ 736,966
36		366.2	Measuring Station Structure	$ 12,396	$ 12,343	$ 12,290	$ 12,237	$ 12,184	$ 12,132	$ 12,079	$ 12,026
37		366.3	Other Structures	$ 240,863	$ 239,959	$ 239,055	$ 238,150	$ 237,246	$ 236,538	$ 235,830	$ 235,122
38		367.0	Mains Bare Steel Pipe	$ (13,668)	$ (13,668)	$ (13,668)	$ (13,668)	$ (13,668)	$ (13,668)	$ (13,668)	$ (13,668)
39		367.1	Mains Wrapped Steel Pipe	$ 185,976,400	$ 185,676,017	$ 195,837,698	$ 196,498,650	$ 196,156,144	$ 196,742,911	$ 197,808,203	$ 200,746,375
40		367.2	Mains Other Equipment	$ 109,136	$ 109,136	$ 109,136	$ 109,136	$ 109,136	$ 109,136	$ 109,136	$ 109,136
41		367.3	Mains Other Equipment	$ 30,243,174	$ 30,116,256	$ 29,989,339	$ 29,862,421	$ 29,735,504	$ 29,614,716	$ 29,493,928	$ 29,373,140
42		367.4	Mains Anodes	$ 1,148,541	$ 1,140,964	$ 1,133,386	$ 1,125,808	$ 1,118,231	$ 1,088,396	$ 1,058,561	$ 1,028,727
43		367.5	Mains-Wrap Stl Pipe Brazos	$ 932,041	$ 930,685	$ 929,330	$ 927,974	$ 926,619	$ 925,420	$ 924,220	$ 923,021
44		367.6	Mains-Wrap Stl Pipe Brazos	$ 180,995	$ 180,995	$ 180,995	$ 180,995	$ 180,995	$ 180,995	$ 180,995	$ 180,995
45		368	Compressor Station Equipment	$ 31,937,198	$ 31,959,315	$ 33,434,436	$ 33,545,667	$ 33,613,583	$ 33,734,115	$ 33,861,019	$ 34,261,940
46		369.0	Field Measuring & Regulating	$ 54,773,914	$ 55,007,228	$ 58,023,899	$ 58,328,669	$ 58,555,652	$ 59,012,064	$ 59,296,057	$ 60,119,479
47		369.1	Williams Fld Mea & Reg 100%	$ 34,143	$ 34,076	$ 34,010	$ 33,944	$ 33,877	$ 33,803	$ 33,730	$ 33,656
48		369.11	Wms Impaired Fld Mea/Reg	$ (12,388)	$ (12,365)	$ (12,342)	$ (12,319)	$ (12,296)	$ (12,271)	$ (12,245)	$ (12,220)
49		369.12	Wms HL Imp Fld Mea/Reg	$ -	$ -	$ -	$ -	$ -	$ -	$ -	$ -
50		369.13	Field Meas & Reg Brazos	$ 22	$ 22	$ 22	$ 22	$ 22	$ 22	$ 22	$ 22
51		371.0	Other Equipment	$ 56,700	$ 56,148	$ 55,595	$ 55,043	$ 54,490	$ 54,029	$ 53,568	$ 53,107
52	**Gas Transmission Plant Total**			**$ 314,868,067**	**$ 314,676,965**	**$ 329,184,289**	**$ 330,115,093**	**$ 329,921,336**	**$ 330,924,733**	**$ 332,240,607**	**$ 336,242,808**
53											

NEW MEXICO GAS COMPANY, INC.

Net Plant Balances
Base Period - 12 Months Ending March 31, 2023
Future Test Year - 12 Months Ending September 30, 2025

	A	B	C	AB	AC	AD	AE	AF	AG	AH	AI
3	**Gross Plant-In-Service**	**FERC Acct**	**Description**	**Balance 12/31/2023**	**Balance 1/31/2024**	**Balance 2/29/2024**	**Linkage Period Ending 1 3/31/2024**	**Balance 4/30/2024**	**Balance 5/31/2024**	**Balance 6/30/2024**	**Balance 7/31/2024**
4											
32											
33	**Gas Transmission Plant**	365.1	Land And Land Rights	$ 4,900,936	$ 4,900,936	$ 4,900,936	$ 4,900,936	$ 4,900,936	$ 4,900,936	$ 4,900,936	$ 4,900,936
34		365.2	Right Of Way	$ 3,548,625	$ 3,543,201	$ 3,537,777	$ 3,532,354	$ 3,526,930	$ 3,521,506	$ 3,516,083	$ 3,510,659
35		366.1	Compressor Station Structure	$ 735,167	$ 733,369	$ 731,571	$ 729,772	$ 727,974	$ 726,175	$ 724,377	$ 722,578
36		366.2	Measuring Station Structure	$ 11,974	$ 11,921	$ 11,869	$ 11,816	$ 11,763	$ 11,711	$ 11,658	$ 11,605
37		366.3	Other Structures	$ 234,414	$ 233,706	$ 232,998	$ 232,290	$ 231,582	$ 230,874	$ 230,166	$ 229,458
38		367.0	Mains Bare Steel Pipe	$ (13,668)	$ (13,668)	$ (13,668)	$ (13,668)	$ (13,668)	$ (13,668)	$ (13,668)	$ (13,668)
39		367.1	Mains Wrapped Steel Pipe	$ 202,741,663	$ 209,167,715	$ 208,791,984	$ 208,416,253	$ 208,040,523	$ 207,664,792	$ 210,088,717	$ 210,806,834
40		367.2	Mains Other Equipment	$ 109,136	$ 109,136	$ 109,136	$ 109,136	$ 109,136	$ 109,136	$ 109,136	$ 109,136
41		367.3	Mains Other Equipment	$ 29,252,352	$ 29,131,564	$ 29,010,776	$ 28,889,988	$ 28,769,200	$ 28,648,412	$ 28,527,624	$ 28,406,836
42		367.4	Mains Anodes	$ 998,892	$ 969,057	$ 939,223	$ 909,388	$ 879,553	$ 849,719	$ 819,884	$ 790,049
43		367.5	Mains-Wrap Stl Pipe Brazos	$ 921,822	$ 920,623	$ 919,423	$ 918,224	$ 917,025	$ 915,826	$ 914,626	$ 913,427
44		367.6	Mains-Wrap Stl Pipe Brazos	$ 180,995	$ 180,995	$ 180,995	$ 180,995	$ 180,995	$ 180,995	$ 180,995	$ 180,995
45		368	Compressor Station Equipment	$ 34,550,439	$ 35,569,408	$ 35,489,334	$ 35,409,261	$ 35,329,187	$ 35,249,114	$ 35,196,027	$ 35,277,204
46		369.0	Field Measuring & Regulating	$ 60,791,244	$ 62,693,069	$ 62,563,059	$ 62,507,186	$ 62,492,699	$ 62,362,362	$ 62,383,610	$ 62,633,811
47		369.1	Williams Fld Mea & Reg 100%	$ 33,582	$ 33,508	$ 33,435	$ 33,361	$ 33,287	$ 33,213	$ 33,140	$ 33,066
48		369.11	Wms Impaired Fld Mea/Reg	$ (12,194)	$ (12,168)	$ (12,143)	$ (12,117)	$ (12,092)	$ (12,066)	$ (12,041)	$ (12,015)
49		369.12	Wms HL Imp Fld Mea/Reg	$ -	$ -	$ -	$ -	$ -	$ -	$ -	$ -
50		369.13	Field Meas & Reg Brazos	$ 22	$ 22	$ 22	$ 22	$ 22	$ 22	$ 22	$ 22
51		371.0	Other Equipment	$ 52,646	$ 52,185	$ 51,724	$ 51,263	$ 50,802	$ 50,341	$ 49,880	$ 49,419
52	**Gas Transmission Plant Total**			**$ 339,038,046**	**$ 348,224,578**	**$ 347,478,450**	**$ 346,806,459**	**$ 346,175,854**	**$ 345,429,399**	**$ 347,661,172**	**$ 348,550,353**
53											

Sponsored by NMGC Witness Erik C. Buchanan

WP Plant 1 Net Plant Balances

NEW MEXICO GAS COMPANY, INC.

Net Plant Balances
Base Period - 12 Months Ending March 31, 2023
Future Test Year - 12 Months Ending September 30, 2025

	A	B	C	AJ	AK	AL	AM	AN	AO	AP	AQ
3	**Gross Plant-In-Service**	**FERC Acct**	**Description**	**Balance 8/31/2024**	**Linkage Period 2 Ending 9/30/2024**	**Future Test Year Beginning Balance 9/30/2024**	**Balance 10/31/2024**	**Balance 11/30/2024**	**Balance 12/31/2024**	**Balance 1/31/2025**	**Balance 2/28/2025**
4											
32											
33	**Gas Transmission Plant**	365.1	Land And Land Rights	$ 4,900,936	$ 4,900,936	$ 4,900,936	$ 4,900,936	$ 4,900,936	$ 4,900,936	$ 4,900,936	$ 4,900,936
34		365.2	Right Of Way	$ 3,505,235	$ 3,499,812	$ 3,499,812	$ 3,494,388	$ 3,488,964	$ 3,483,540	$ 3,478,117	$ 3,472,693
35		366.1	Compressor Station Structure	$ 720,780	$ 718,981	$ 718,981	$ 717,183	$ 715,384	$ 713,586	$ 711,787	$ 709,989
36		366.2	Measuring Station Structure	$ 11,553	$ 11,500	$ 11,500	$ 11,448	$ 11,395	$ 11,342	$ 11,290	$ 11,237
37		366.3	Other Structures	$ 228,750	$ 228,042	$ 228,042	$ 227,334	$ 226,626	$ 225,918	$ 225,210	$ 224,502
38		367.0	Mains Bare Steel Pipe	$ (13,668)	$ (13,668)	$ (13,668)	$ (13,668)	$ (13,668)	$ (13,668)	$ (13,668)	$ (13,668)
39		367.1	Mains Wrapped Steel Pipe	$ 212,023,656	$ 212,836,196	$ 212,836,196	$ 212,452,152	$ 214,110,023	$ 223,797,314	$ 228,451,152	$ 228,045,774
40		367.2	Mains Other Equipment	$ 109,136	$ 109,136	$ 109,136	$ 109,136	$ 109,136	$ 109,136	$ 109,136	$ 109,136
41		367.3	Mains Other Equipment	$ 28,286,048	$ 28,165,260	$ 28,165,260	$ 28,044,472	$ 27,923,684	$ 27,802,896	$ 27,682,108	$ 27,561,320
42		367.4	Mains Anodes	$ 760,215	$ 730,380	$ 730,380	$ 700,545	$ 670,711	$ 640,876	$ 611,041	$ 581,206
43		367.5	Mains-Wrap Stl Pipe Brazos	$ 912,228	$ 911,029	$ 911,029	$ 909,829	$ 908,630	$ 907,431	$ 906,232	$ 905,032
44		367.6	Mains-Wrap Stl Pipe Brazos	$ 180,995	$ 180,995	$ 180,995	$ 180,995	$ 180,995	$ 180,995	$ 180,995	$ 180,995
45		368	Compressor Station Equipment	$ 35,447,650	$ 35,641,430	$ 35,641,430	$ 35,560,165	$ 35,770,602	$ 37,293,993	$ 37,931,410	$ 37,845,773
46		369.0	Field Measuring & Regulating	$ 63,049,492	$ 63,443,018	$ 63,443,018	$ 63,309,911	$ 63,760,209	$ 67,289,745	$ 68,593,009	$ 68,450,087
47		369.1	Williams Fld Mea & Reg 100%	$ 32,992	$ 32,918	$ 32,918	$ 32,845	$ 32,771	$ 32,697	$ 32,623	$ 32,550
48		369.11	Wms Impaired Fld Mea/Reg	$ (11,990)	$ (11,964)	$ (11,964)	$ (11,939)	$ (11,913)	$ (11,887)	$ (11,862)	$ (11,836)
49		369.12	Wms HL Imp Fld Mea/Reg	$ -	$ -	$ -	$ -	$ -	$ -	$ -	$ -
50		369.13	Field Meas & Reg Brazos	$ 22	$ 22	$ 22	$ 22	$ 22	$ 22	$ 22	$ 22
51		371.0	Other Equipment	$ 48,958	$ 48,497	$ 48,497	$ 48,036	$ 47,575	$ 47,114	$ 46,653	$ 46,191
52	**Gas Transmission Plant Total**			**$ 350,192,987**	**$ 351,432,518**	**$ 351,432,518**	**$ 350,673,790**	**$ 352,832,082**	**$ 367,411,985**	**$ 373,846,190**	**$ 373,051,939**
53											

Sponsored by NMGC Witness Erik C. Buchanan

WP Plant 1 Net Plant Balances

NEW MEXICO GAS COMPANY, INC.

Net Plant Balances
Base Period - 12 Months Ending March 31, 2023
Future Test Year - 12 Months Ending September 30, 2025

	A	B	C	AR	AS	AT	AU	AV	AW	AX	AY
3	**Gross Plant-In-Service**	**FERC Acct**	**Description**	**Balance 3/31/2025**	**Balance 4/30/2025**	**Balance 5/31/2025**	**Balance 6/30/2025**	**Balance 7/31/2025**	**Balance 8/31/2025**	**Future Test Year Ending 9/30/2025**	**13-month Average Adjustment**
4											
32											
33	**Gas Transmission Plant**	365.1	Land And Land Rights	$ 4,900,936	$ 4,900,936	$ 4,900,936	$ 4,900,936	$ 4,900,936	$ 4,900,936	$ 4,900,936	$ -
34		365.2	Right Of Way	$ 3,467,269	$ 3,461,846	$ 3,456,422	$ 3,450,998	$ 3,445,575	$ 3,440,151	$ 3,434,727	$ 32,542
35		366.1	Compressor Station Structure	$ 708,190	$ 706,392	$ 704,594	$ 702,795	$ 700,997	$ 699,198	$ 697,400	$ 10,791
36		366.2	Measuring Station Structure	$ 11,184	$ 11,132	$ 11,079	$ 11,026	$ 10,974	$ 10,921	$ 10,869	$ 316
37		366.3	Other Structures	$ 223,794	$ 223,086	$ 222,378	$ 221,670	$ 220,962	$ 220,253	$ 219,545	$ 4,248
38		367.0	Mains Bare Steel Pipe	$ (13,668)	$ (13,668)	$ (13,668)	$ (13,668)	$ (13,668)	$ (13,668)	$ (13,668)	$ -
39		367.1	Mains Wrapped Steel Pipe	$ 227,640,396	$ 227,356,522	$ 227,513,736	$ 227,670,679	$ 227,324,619	$ 231,341,268	$ 233,053,128	$ (8,315,208)
40		367.2	Mains Other Equipment	$ 109,136	$ 109,136	$ 109,136	$ 109,136	$ 109,136	$ 109,136	$ 109,136	$ -
41		367.3	Mains Other Equipment	$ 27,440,532	$ 27,319,744	$ 27,198,956	$ 27,078,168	$ 26,957,380	$ 26,836,592	$ 26,715,804	$ 724,728
42		367.4	Mains Anodes	$ 551,372	$ 521,537	$ 491,702	$ 461,868	$ 432,033	$ 402,198	$ 372,364	$ 179,008
43		367.5	Mains-Wrap Stl Pipe Brazos	$ 903,833	$ 902,634	$ 901,434	$ 900,235	$ 899,036	$ 897,837	$ 896,637	$ 7,196
44		367.6	Mains-Wrap Stl Pipe Brazos	$ 180,995	$ 180,995	$ 180,995	$ 180,995	$ 180,995	$ 180,995	$ 180,995	$ -
45		368	Compressor Station Equipment	$ 37,760,137	$ 37,691,859	$ 37,686,585	$ 37,722,716	$ 37,665,417	$ 38,213,813	$ 38,495,070	$ (1,165,919)
46		369.0	Field Measuring & Regulating	$ 68,379,934	$ 68,271,601	$ 68,289,277	$ 68,445,428	$ 68,449,697	$ 69,579,426	$ 70,195,857	$ (2,776,072)
47		369.1	Williams Fld Mea & Reg 100%	$ 32,476	$ 32,402	$ 32,328	$ 32,255	$ 32,181	$ 32,107	$ 32,033	$ 443
48		369.11	Wms Impaired Fld Mea/Reg	$ (11,811)	$ (11,785)	$ (11,760)	$ (11,734)	$ (11,709)	$ (11,683)	$ (11,657)	$ (153)
49		369.12	Wms HL Imp Fld Mea/Reg	$ -	$ -	$ -	$ -	$ -	$ -	$ -	$ -
50		369.13	Field Meas & Reg Brazos	$ 22	$ 22	$ 22	$ 22	$ 22	$ 22	$ 22	$ -
51		371.0	Other Equipment	$ 45,730	$ 45,269	$ 44,808	$ 44,347	$ 43,886	$ 43,425	$ 42,964	$ 2,766
52	**Gas Transmission Plant Total**			**$ 372,330,458**	**$ 371,709,658**	**$ 371,718,961**	**$ 371,907,873**	**$ 371,348,469**	**$ 376,882,929**	**$ 379,332,162**	**$ (11,295,315)**
53											

NEW MEXICO GAS COMPANY, INC.

Net Plant Balances
Base Period - 12 Months Ending March 31, 2023
Future Test Year - 12 Months Ending September 30, 2025

	A	B	C	AZ	BA	BB	BC	BD	BE	BF
3	**Gross Plant-In-Service**	**FERC Acct**	**Description**	**Other Test Period Adjustments**	**Adjusted Future Test Year Ending 9/30/2025**		**Adjusted Base and Test Periods Variance**	**Test Period to Adjusted Base Period Variance - %**		**Rule 630 Schedule or Workpaper Ref.**
4					BB = AY + AZ + BA					
32										
33	**Gas Transmission Plant**	365.1	Land And Land Rights		$ 4,900,936		$ -	0%		630 Schedule B-3 Gross Plant; 630 Schedule C-1.1 Accum
34		365.2	Right Of Way		$ 3,467,269		$ (135,540)	-4%		630 Schedule B-3 Gross Plant; 630 Schedule C-1.1 Accum
35		366.1	Compressor Station Structure		$ 708,190		$ (45,410)	-6%		630 Schedule B-3 Gross Plant; 630 Schedule C-1.1 Accum
36		366.2	Measuring Station Structure		$ 11,184		$ (1,265)	-10%		630 Schedule B-3 Gross Plant; 630 Schedule C-1.1 Accum
37		366.3	Other Structures		$ 223,794		$ (17,974)	-7%		630 Schedule B-3 Gross Plant; 630 Schedule C-1.1 Accum
38		367.0	Mains Bare Steel Pipe		$ (13,668)		$ 0	0%		630 Schedule B-3 Gross Plant; 630 Schedule C-1.1 Accum
39		367.1	Mains Wrapped Steel Pipe		$ 224,737,920		$ 38,375,158	21%		630 Schedule B-3 Gross Plant; 630 Schedule C-1.1 Accum
40		367.2	Mains Other Equipment		$ 109,136		$ -	0%		630 Schedule B-3 Gross Plant; 630 Schedule C-1.1 Accum
41		367.3	Mains Other Equipment		$ 27,440,532		$ (2,929,559)	-10%		630 Schedule B-3 Gross Plant; 630 Schedule C-1.1 Accum
42		367.4	Mains Anodes		$ 551,372		$ (604,747)	-52%		630 Schedule B-3 Gross Plant; 630 Schedule C-1.1 Accum
43		367.5	Mains-Wrap Stl Pipe Brazos		$ 903,833		$ (29,563)	-3%		630 Schedule B-3 Gross Plant; 630 Schedule C-1.1 Accum
44		367.6	Mains-Wrap Stl Pipe Brazos		$ 180,995		$ -	0%		630 Schedule B-3 Gross Plant; 630 Schedule C-1.1 Accum
45		368	Compressor Station Equipment		$ 37,329,152		$ 5,326,944	17%		630 Schedule B-3 Gross Plant; 630 Schedule C-1.1 Accum
46		369.0	Field Measuring & Regulating		$ 67,419,785		$ 12,544,817	23%		630 Schedule B-3 Gross Plant; 630 Schedule C-1.1 Accum
47		369.1	Williams Fld Mea & Reg 100%		$ 32,476		$ (1,733)	-5%		630 Schedule B-3 Gross Plant; 630 Schedule C-1.1 Accum
48		369.11	Wms Impaired Fld Mea/Reg		$ (11,811)		$ 601	-5%		630 Schedule B-3 Gross Plant; 630 Schedule C-1.1 Accum
49		369.12	Wms HL Imp Fld Mea/Reg		$ -		$ -			630 Schedule B-3 Gross Plant; 630 Schedule C-1.1 Accum
50		369.13	Field Meas & Reg Brazos		$ 22		$ -	0%		630 Schedule B-3 Gross Plant; 630 Schedule C-1.1 Accum
51		371.0	Other Equipment		$ 45,730		$ (11,522)	-20%		630 Schedule B-3 Gross Plant; 630 Schedule C-1.1 Accum
52	**Gas Transmission Plant Total**			**$ -**	**$ 368,036,847**		**$ 52,470,206**	**17%**		
53										

NEW MEXICO GAS COMPANY, INC.

Net Plant Balances
Base Period - 12 Months Ending March 31, 2023
Future Test Year - 12 Months Ending September 30, 2025

	A	B	C	D	E	F	G	H	I	J	K
3	Gross Plant-In-Service	FERC Acct	Description	Base Period Beginning Balance 3/31/2022	Balance 4/30/2022	Balance 5/31/2022	Balance 6/30/2022	Balance 7/31/2022	Balance 8/31/2022	Balance 9/30/2022	Balance 10/31/2022
4											
54											
55	**Gas Distribution Plant**	374.1	Land	$ 788,921	$ 788,921	$ 788,921	$ 788,921	$ 788,921	$ 788,921	$ 788,921	$ 788,921
56		374.2	Land Rights	$ 233,918	$ 233,476	$ 233,035	$ 232,593	$ 232,152	$ 231,710	$ 231,269	$ 230,828
57		374.3	Williams Land Rights 100%	$ 1,197	$ 1,196	$ 1,194	$ 1,193	$ 1,191	$ 1,190	$ 1,188	$ 1,187
58		374.31	Wms Impaired Land Rights	$ (437)	$ (437)	$ (436)	$ (436)	$ (435)	$ (434)	$ (434)	$ (433)
59		374.32	Wms HL Imp Land Rights	$ -	$ -	$ -	$ -	$ -	$ -	$ -	$ -
60		375.0	Structures & Improvement	$ 458,739	$ 457,692	$ 456,646	$ 455,599	$ 454,553	$ 453,506	$ 566,795	$ 452,133
61		376.0	Mains Bare Steel Pipe	$ (105,327)	$ (105,327)	$ (105,327)	$ (101,651)	$ (104,567)	$ (104,567)	$ (104,560)	$ (104,004)
62		376.1	Mains Wrapped Steel Pipe	$ 56,837,674	$ 56,763,503	$ 57,063,476	$ 56,523,305	$ 56,505,718	$ 57,553,790	$ 56,173,544	$ 56,521,162
63		376.2	Mains Plastic Pipe	$ 162,774,740	$ 162,603,401	$ 163,302,136	$ 164,687,629	$ 165,047,178	$ 165,757,616	$ 167,687,963	$ 168,538,260
64		376.3	Mains Cathodic Protection	$ 99,258	$ 115,387	$ 114,578	$ 124,082	$ 124,984	$ 124,487	$ 123,990	$ 123,494
65		376.4	Mains Other Equipment	$ 6,119,435	$ 6,314,346	$ 6,293,170	$ 6,058,289	$ 6,074,063	$ 6,052,896	$ 6,031,718	$ 6,020,712
66		376.5	Mains Anodes	$ 13,003,717	$ 12,931,096	$ 12,858,474	$ 13,298,080	$ 13,223,320	$ 13,148,560	$ 13,756,411	$ 13,678,801
67		376.6	Williams Wrpd Steel 100%	$ 54,480	$ 54,380	$ 54,279	$ 54,179	$ 54,079	$ 53,978	$ 53,878	$ 53,778
68		376.61	Wms Impaired Wrpd Steel	$ (19,067)	$ (19,033)	$ (18,998)	$ (18,963)	$ (18,928)	$ (18,893)	$ (18,859)	$ (18,824)
69		376.62	Wms HL Imp Wrpd Steel	$ -	$ -	$ -	$ -	$ -	$ -	$ -	$ -
70		376.63	IMP - Mains Wrpd Steel	$ -	$ -	$ -	$ -	$ -	$ -	$ -	$ -
71		376.7	Williams Mains Plastic 100%	$ 2,361,730	$ 2,357,687	$ 2,353,643	$ 2,349,600	$ 2,345,557	$ 2,341,513	$ 2,337,470	$ 2,333,427
72		376.71	Wms Impaired Mains Plastic	$ (841,782)	$ (840,381)	$ (838,980)	$ (837,580)	$ (836,179)	$ (834,778)	$ (833,377)	$ (831,976)
73		376.72	Wms HL Imp Mains Plastic	$ -	$ -	$ -	$ -	$ -	$ -	$ -	$ -
74		376.73	IMP - Mains Plastic	$ -	$ -	$ -	$ 950,402	$ 949,908	$ 1,100,882	$ 1,101,134	$ 1,291,777
75		376.8	Williams Other Equip 100%	$ 2,192	$ 2,184	$ 2,176	$ 2,168	$ 2,160	$ 2,153	$ 2,145	$ 2,137
76		376.81	Wms Impaired Other Equip	$ (786)	$ (784)	$ (781)	$ (778)	$ (776)	$ (773)	$ (770)	$ (767)
77		376.82	Wms HL Imp Other Equip	$ -	$ -	$ -	$ -	$ -	$ -	$ -	$ -
78		376.9	Williams Mains Anodes 100%	$ 727	$ 722	$ 717	$ 712	$ 707	$ 702	$ 697	$ 691
79		376.9	Williams Impaired Anodes	$ (268)	$ (267)	$ (265)	$ (263)	$ (261)	$ (259)	$ (258)	$ (256)
80		376.9	Wms HL Impaired Anodes	$ -	$ -	$ -	$ -	$ -	$ -	$ -	$ -
81		377.0	Compressor Station Equipment	$ -	$ -	$ -	$ -	$ -	$ -	$ -	$ -
82		378.0	Field Measuring & Regulating	$ 10,407,910	$ 10,404,026	$ 10,406,163	$ 10,393,382	$ 12,456,211	$ 12,469,088	$ 12,553,196	$ 12,619,529
83		378.1	Field Meas & Reg Brazos	$ -	$ -	$ -	$ -	$ -	$ -	$ -	$ -
84		379	Field Measuring & Regulating	$ 2,091,473	$ 2,292,114	$ 2,283,255	$ 2,397,728	$ 2,388,585	$ 2,379,441	$ 2,370,297	$ 2,361,438
85		380	Services Plastic Pipe	$ 38,261,429	$ 37,905,450	$ 37,640,117	$ 38,515,986	$ 38,287,728	$ 38,269,427	$ 38,774,780	$ 38,178,227
86		380.1	Services Steel Pipe	$ 9,852,755	$ 9,926,072	$ 10,085,279	$ 10,010,478	$ 10,147,580	$ 10,421,304	$ 10,231,867	$ 10,359,713
87		380.11	Srv, Bare Steel Pipe<2000	$ 2,416,238	$ 2,416,238	$ 2,416,238	$ 2,416,238	$ 2,416,238	$ 2,416,238	$ 2,416,238	$ 2,416,238
88		380.13	IMP -Services Wrpd Steel	$ -	$ -	$ -	$ -	$ -	$ -	$ 144,864	$ 144,424
89		380.2	Williams Svcs Plastic 100%	$ 3,374	$ 3,356	$ 3,338	$ 3,321	$ 3,303	$ 3,285	$ 3,268	$ 3,250
90		380.21	Wms Impaired Svcs Plastic	$ (1,250)	$ (1,244)	$ (1,238)	$ (1,232)	$ (1,226)	$ (1,219)	$ (1,213)	$ (1,207)
91		380.22	Wms HL Imp Svcs Plastic	$ -	$ -	$ -	$ -	$ -	$ -	$ -	$ -
92		380.3	IMP - Services Plastic	$ -	$ -	$ -	$ 734,800	$ 732,491	$ 730,183	$ 2,439,266	$ 2,431,581
93		381	Meters	$ 64,258,681	$ 64,024,689	$ 63,791,188	$ 65,162,261	$ 64,924,547	$ 64,693,426	$ 66,533,540	$ 66,300,955
94		381.1	ERTS AMR Meters	$ 16,490,277	$ 16,974,445	$ 16,834,617	$ 16,694,739	$ 16,554,860	$ 16,414,982	$ 16,396,752	$ 16,256,237
95		383.0	House Regulators	$ 4,018,364	$ 4,008,341	$ 3,998,317	$ 4,104,588	$ 4,094,411	$ 4,084,235	$ 4,220,464	$ 4,210,095
96		385.0	Industrial Measuring & Regulating	$ 15,445,389	$ 15,615,425	$ 15,801,378	$ 15,298,387	$ 15,904,301	$ 16,288,779	$ 15,539,192	$ 15,737,170
97	**Gas Distribution Plant Total**			**$ 405,013,701**	**$ 405,226,676**	**$ 405,816,313**	**$ 410,297,759**	**$ 412,752,375**	**$ 414,821,368**	**$ 419,521,376**	**$ 420,098,695**
98											

Sponsored by NMGC Witness Erik C. Buchanan

WP Plant 1 Net Plant Balances

NEW MEXICO GAS COMPANY, INC.

Net Plant Balances
Base Period - 12 Months Ending March 31, 2023
Future Test Year - 12 Months Ending September 30, 2025

	A	B	C	L	M	N	O	P	Q	R	S
3	**Gross Plant-In-Service**	**FERC Acct**	**Description**	**Balance 11/30/2022**	**Balance 12/31/2022**	**Balance 1/31/2023**	**Balance 2/28/2023**	**Base Period Ending 3/31/2023**	**Placeholder**	**Adjusted Base Period Ending Balance**	**Linkage Period Beginning Balance 3/31/2023**
4										S = P + Q + R	
54											
55	**Gas Distribution Plant**	374.1	Land	$ 788,921	$ 788,921	$ 788,921	$ 1,473,513	$ 1,473,513		$ 1,473,513	$ 1,473,513
56		374.2	Land Rights	$ 230,386	$ 229,945	$ 229,503	$ 229,062	$ 228,620		$ 228,620	$ 228,620
57		374.3	Williams Land Rights 100%	$ 1,185	$ 1,184	$ 1,182	$ 1,181	$ 1,179		$ 1,179	$ 1,179
58		374.31	Wms Impaired Land Rights	$ (433)	$ (432)	$ (432)	$ (431)	$ (431)		$ (431)	$ (431)
59		374.32	Wms HL Imp Land Rights	$ -	$ -	$ -	$ -	$ -		$ -	$ -
60		375.0	Structures & Improvement	$ 451,086	$ 450,040	$ 486,113	$ 447,885	$ 446,839		$ 446,839	$ 446,839
61		376.0	Mains Bare Steel Pipe	$ (104,004)	$ (101,023)	$ (91,322)	$ (91,322)	$ (91,322)		$ (91,322)	$ (91,322)
62		376.1	Mains Wrapped Steel Pipe	$ 56,842,897	$ 55,516,401	$ 55,414,810	$ 55,136,087	$ 54,699,234		$ 54,699,234	$ 54,699,234
63		376.2	Mains Plastic Pipe	$ 168,765,354	$ 171,706,933	$ 173,185,918	$ 173,633,519	$ 175,995,356		$ 175,995,356	$ 175,995,356
64		376.3	Mains Cathodic Protection	$ 122,997	$ 122,500	$ 122,003	$ 121,506	$ 121,009		$ 121,009	$ 121,009
65		376.4	Mains Other Equipment	$ 5,999,686	$ 6,016,493	$ 6,225,835	$ 6,288,898	$ 6,279,302		$ 6,279,302	$ 6,279,302
66		376.5	Mains Anodes	$ 13,601,191	$ 14,245,823	$ 14,228,336	$ 14,147,446	$ 15,040,737		$ 15,040,737	$ 15,040,737
67		376.6	Williams Wrpd Steel 100%	$ 53,677	$ 53,577	$ 53,477	$ 53,376	$ 53,276		$ 53,276	$ 53,276
68		376.61	Wms Impaired Wrpd Steel	$ (18,789)	$ (18,754)	$ (18,720)	$ (18,685)	$ (18,650)		$ (18,650)	$ (18,650)
69		376.62	Wms HL Imp Wrpd Steel	$ -	$ -	$ -	$ -	$ -		$ -	$ -
70		376.63	IMP - Mains Wrpd Steel	$ -	$ 2,846,468	$ 2,855,255	$ 2,700,051	$ 2,695,739		$ 2,695,739	$ 2,695,739
71		376.7	Williams Mains Plastic 100%	$ 2,329,383	$ 2,325,340	$ 2,321,297	$ 2,317,254	$ 2,313,210		$ 2,313,210	$ 2,313,210
72		376.71	Wms Impaired Mains Plastic	$ (830,575)	$ (829,174)	$ (827,773)	$ (826,372)	$ (824,971)		$ (824,971)	$ (824,971)
73		376.72	Wms HL Imp Mains Plastic	$ -	$ -	$ -	$ -	$ -		$ -	$ -
74		376.73	IMP - Mains Plastic	$ 1,180,762	$ 1,924,550	$ 1,925,070	$ 1,922,426	$ 1,920,866		$ 1,920,866	$ 1,920,866
75		376.8	Williams Other Equip 100%	$ 2,129	$ 2,121	$ 2,114	$ 2,106	$ 2,098		$ 2,098	$ 2,098
76		376.81	Wms Impaired Other Equip	$ (765)	$ (762)	$ (759)	$ (757)	$ (754)		$ (754)	$ (754)
77		376.82	Wms HL Imp Other Equip	$ -	$ -	$ -	$ -	$ -		$ -	$ -
78		376.9	Williams Mains Anodes 100%	$ 686	$ 681	$ 676	$ 671	$ 666		$ 666	$ 666
79		376.9	Williams Impaired Anodes	$ (254)	$ (252)	$ (250)	$ (249)	$ (247)		$ (247)	$ (247)
80		376.9	Wms HL Impaired Anodes	$ -	$ -	$ -	$ -	$ -		$ -	$ -
81		377.0	Compressor Station Equipment	$ -	$ -	$ -	$ -	$ -		$ -	$ -
82		378.0	Field Measuring & Regulating	$ 12,858,773	$ 13,122,469	$ 13,612,150	$ 14,138,657	$ 14,855,642		$ 14,855,642	$ 14,855,642
83		378.1	Field Meas & Reg Brazos	$ -	$ -	$ -	$ -	$ -		$ -	$ -
84		379	Field Measuring & Regulating	$ 2,352,308	$ 2,343,178	$ 2,334,047	$ 2,324,995	$ 2,315,927		$ 2,315,927	$ 2,315,927
85		380	Services Plastic Pipe	$ 37,725,273	$ 39,599,939	$ 39,309,644	$ 38,758,726	$ 39,365,235		$ 39,365,235	$ 39,365,235
86		380.1	Services Steel Pipe	$ 10,841,306	$ 10,575,484	$ 10,257,590	$ 10,414,985	$ 11,246,103		$ 11,246,103	$ 11,246,103
87		380.11	Srv, Bare Steel Pipe<2000	$ 2,416,238	$ 2,505,825	$ 2,505,825	$ 2,505,825	$ 2,505,825		$ 2,505,825	$ 2,505,825
88		380.13	IMP -Services Wrpd Steel	$ 143,983	$ 209,797	$ 212,538	$ 211,886	$ 211,234		$ 211,234	$ 211,234
89		380.2	Williams Svcs Plastic 100%	$ 3,232	$ 3,215	$ 3,197	$ 3,179	$ 3,162		$ 3,162	$ 3,162
90		380.21	Wms Impaired Svcs Plastic	$ (1,201)	$ (1,195)	$ (1,189)	$ (1,183)	$ (1,177)		$ (1,177)	$ (1,177)
91		380.22	Wms HL Imp Svcs Plastic	$ -	$ -	$ -	$ -	$ -		$ -	$ -
92		380.3	IMP - Services Plastic	$ 2,423,895	$ 3,517,207	$ 3,530,592	$ 3,519,371	$ 3,508,150		$ 3,508,150	$ 3,508,150
93		381	Meters	$ 66,098,218	$ 68,573,719	$ 69,144,354	$ 68,894,353	$ 70,286,132		$ 70,286,132	$ 70,286,132
94		381.1	ERTS AMR Meters	$ 16,115,720	$ 15,975,501	$ 15,834,993	$ 15,694,485	$ 15,553,976		$ 15,553,976	$ 15,553,976
95		383.0	House Regulators	$ 4,199,726	$ 4,329,862	$ 4,320,562	$ 4,310,007	$ 4,368,121		$ 4,368,121	$ 4,368,121
96		385.0	Industrial Measuring & Regulating	$ 16,202,411	$ 15,237,511	$ 15,203,815	$ 15,150,884	$ 15,198,899		$ 15,198,899	$ 15,198,899
97	**Gas Distribution Plant Total**			**$ 420,795,404**	**$ 431,273,093**	**$ 433,169,372**	**$ 433,463,338**	**$ 439,752,499**	**$ -**	**$ 439,752,499**	**$ 439,752,499**
98											

Sponsored by NMGC Witness Erik C. Buchanan

WP Plant 1 Net Plant Balances

NEW MEXICO GAS COMPANY, INC.

Net Plant Balances
Base Period - 12 Months Ending March 31, 2023
Future Test Year - 12 Months Ending September 30, 2025

	A	B	C	T	U	V	W	X	Y	Z	AA
3	**Gross Plant-In-Service**	**FERC Acct**	**Description**	**Balance 4/30/2023**	**Balance 5/31/2023**	**Balance 6/30/2023**	**Balance 7/31/2023**	**Balance 8/31/2023**	**Balance 9/30/2023**	**Balance 10/31/2023**	**Balance 11/30/2023**
4											
54											
55	**Gas Distribution Plant**	374.1	Land	$ 1,473,513	$ 1,473,513	$ 1,473,513	$ 1,473,513	$ 1,473,513	$ 1,473,513	$ 1,473,513	$ 1,473,513
56		374.2	Land Rights	$ 228,177	$ 227,735	$ 227,292	$ 226,849	$ 226,406	$ 226,041	$ 225,676	$ 225,311
57		374.3	Williams Land Rights 100%	$ 1,178	$ 1,176	$ 1,175	$ 1,173	$ 1,172	$ 1,171	$ 1,170	$ 1,168
58		374.31	Wms Impaired Land Rights	$ (430)	$ (430)	$ (429)	$ (429)	$ (428)	$ (428)	$ (427)	$ (427)
59		374.32	Wms HL Imp Land Rights	$ -	$ -	$ -	$ -	$ -	$ -	$ -	$ -
60		375.0	Structures & Improvement	$ 445,794	$ 444,749	$ 443,704	$ 442,659	$ 441,615	$ 440,579	$ 439,544	$ 438,508
61		376.0	Mains Bare Steel Pipe	$ (91,322)	$ -	$ -	$ -	$ -	$ -	$ -	$ -
62		376.1	Mains Wrapped Steel Pipe	$ 54,525,544	$ 54,489,683	$ 56,153,740	$ 55,951,001	$ 55,796,850	$ 56,812,019	$ 58,598,178	$ 58,391,847
63		376.2	Mains Plastic Pipe	$ 175,952,207	$ 176,393,998	$ 183,380,829	$ 183,372,176	$ 183,729,780	$ 187,810,111	$ 189,282,813	$ 188,940,845
64		376.3	Mains Cathodic Protection	$ 120,511	$ 120,012	$ 119,513	$ 119,014	$ 118,515	$ 117,478	$ 116,442	$ 115,405
65		376.4	Mains Other Equipment	$ 6,281,863	$ 6,334,298	$ 7,082,450	$ 7,069,911	$ 7,081,654	$ 7,541,171	$ 8,408,495	$ 8,386,951
66		376.5	Mains Anodes	$ 14,955,781	$ 14,870,825	$ 15,817,635	$ 15,728,371	$ 15,639,108	$ 15,569,218	$ 15,296,736	$ 15,024,255
67		376.6	Williams Wrpd Steel 100%	$ 53,175	$ 53,075	$ 52,974	$ 52,874	$ 52,773	$ 52,678	$ 52,583	$ 52,488
68		376.61	Wms Impaired Wrpd Steel	$ (18,615)	$ (18,580)	$ (18,546)	$ (18,511)	$ (18,476)	$ (18,443)	$ (18,410)	$ (18,377)
69		376.62	Wms HL Imp Wrpd Steel	$ -	$ -	$ -	$ -	$ -	$ -	$ -	$ -
70		376.63	IMP - Mains Wrpd Steel	$ 2,691,416	$ 2,687,094	$ 2,682,771	$ 2,678,449	$ 2,674,127	$ 2,670,040	$ 2,665,954	$ 2,661,868
71		376.7	Williams Mains Plastic 100%	$ 2,309,160	$ 2,305,110	$ 2,301,060	$ 2,297,011	$ 2,292,961	$ 2,288,748	$ 2,284,535	$ 2,280,322
72		376.71	Wms Impaired Mains Plastic	$ (823,568)	$ (822,165)	$ (820,762)	$ (819,358)	$ (817,955)	$ (816,498)	$ (815,041)	$ (813,584)
73		376.72	Wms HL Imp Mains Plastic	$ -	$ -	$ -	$ -	$ -	$ -	$ -	$ -
74		376.73	IMP - Mains Plastic	$ 1,918,165	$ 1,915,463	$ 1,912,762	$ 1,910,060	$ 1,907,358	$ 1,904,548	$ 1,901,738	$ 1,898,927
75		376.8	Williams Other Equip 100%	$ 2,090	$ 2,082	$ 2,075	$ 2,067	$ 2,059	$ 2,051	$ 2,044	$ 2,036
76		376.81	Wms Impaired Other Equip	$ (751)	$ (748)	$ (746)	$ (743)	$ (740)	$ (738)	$ (735)	$ (732)
77		376.82	Wms HL Imp Other Equip	$ -	$ -	$ -	$ -	$ -	$ -	$ -	$ -
78		376.9	Williams Mains Anodes 100%	$ 660	$ 655	$ 650	$ 645	$ 640	$ 624	$ 609	$ 593
79		376.9	Williams Impaired Anodes	$ (245)	$ (243)	$ (241)	$ (240)	$ (238)	$ (232)	$ (227)	$ (222)
80		376.9	Wms HL Impaired Anodes	$ -	$ -	$ -	$ -	$ -	$ -	$ -	$ -
81		377.0	Compressor Station Equipment	$ -	$ -	$ -	$ -	$ -	$ -	$ -	$ -
82		378.0	Field Measuring & Regulating	$ 14,803,885	$ 14,752,128	$ 14,910,542	$ 14,858,275	$ 14,806,009	$ 14,901,221	$ 14,856,675	$ 14,812,129
83		378.1	Field Meas & Reg Brazos	$ -	$ -	$ -	$ -	$ -	$ -	$ -	$ -
84		379	Field Measuring & Regulating	$ 2,306,865	$ 2,297,803	$ 2,288,741	$ 2,279,679	$ 2,270,616	$ 2,263,778	$ 2,256,940	$ 2,250,101
85		380	Services Plastic Pipe	$ 38,863,570	$ 38,456,744	$ 40,779,031	$ 40,228,716	$ 39,751,228	$ 41,536,039	$ 41,358,066	$ 41,116,205
86		380.1	Services Steel Pipe	$ 11,206,750	$ 11,167,397	$ 11,503,534	$ 11,462,906	$ 11,422,279	$ 11,729,108	$ 11,710,150	$ 11,691,192
87		380.11	Srv, Bare Steel Pipe<2000	$ 2,505,825	$ 2,505,825	$ 2,505,825	$ 2,505,825	$ 2,505,825	$ 2,505,825	$ 2,505,825	$ 2,505,825
88		380.13	IMP -Services Wrpd Steel	$ 210,580	$ 209,927	$ 209,274	$ 208,621	$ 207,968	$ 207,669	$ 207,371	$ 207,072
89		380.2	Williams Svcs Plastic 100%	$ 3,144	$ 3,126	$ 3,109	$ 3,091	$ 3,073	$ 3,073	$ 3,073	$ 3,073
90		380.21	Wms Impaired Svcs Plastic	$ (1,171)	$ (1,164)	$ (1,158)	$ (1,152)	$ (1,146)	$ (1,143)	$ (1,141)	$ (1,138)
91		380.22	Wms HL Imp Svcs Plastic	$ -	$ -	$ -	$ -	$ -	$ -	$ -	$ -
92		380.3	IMP - Services Plastic	$ 3,497,274	$ 3,486,399	$ 3,475,524	$ 3,464,649	$ 3,453,773	$ 3,448,862	$ 3,443,951	$ 3,439,040
93		381	Meters	$ 70,034,204	$ 69,782,276	$ 71,048,158	$ 70,792,128	$ 70,536,097	$ 71,292,050	$ 70,993,986	$ 70,695,923
94		381.1	ERTS AMR Meters	$ 15,413,391	$ 15,272,806	$ 15,300,866	$ 15,159,396	$ 15,017,927	$ 14,999,872	$ 14,864,484	$ 14,729,097
95		383.0	House Regulators	$ 4,357,447	$ 4,346,772	$ 4,336,098	$ 4,325,424	$ 4,314,750	$ 4,302,176	$ 4,289,603	$ 4,277,029
96		385.0	Industrial Measuring & Regulating	$ 15,123,514	$ 15,048,128	$ 15,446,716	$ 15,369,884	$ 15,293,053	$ 15,565,004	$ 15,504,324	$ 15,443,644
97	**Gas Distribution Plant Total**			**$ 438,349,583**	**$ 437,805,470**	**$ 452,617,679**	**$ 451,143,934**	**$ 450,182,144**	**$ 458,827,185**	**$ 461,908,496**	**$ 460,229,888**
98											

Sponsored by NMGC Witness Erik C. Buchanan

WP Plant 1 Net Plant Balances

NEW MEXICO GAS COMPANY, INC.

Net Plant Balances
Base Period - 12 Months Ending March 31, 2023
Future Test Year - 12 Months Ending September 30, 2025

	A	B	C	AB	AC	AD	AE	AF	AG	AH	AI
3	**Gross Plant-In-Service**	**FERC Acct**	**Description**	**Balance 12/31/2023**	**Balance 1/31/2024**	**Balance 2/29/2024**	**Linkage Period Ending 1 3/31/2024**	**Balance 4/30/2024**	**Balance 5/31/2024**	**Balance 6/30/2024**	**Balance 7/31/2024**
4											
54											
55	**Gas Distribution Plant**	374.1	Land	$ 1,473,513	$ 1,473,513	$ 1,473,513	$ 1,473,513	$ 1,473,513	$ 1,473,513	$ 1,473,513	$ 1,473,513
56		374.2	Land Rights	$ 224,946	$ 224,580	$ 224,215	$ 223,850	$ 223,485	$ 223,120	$ 222,755	$ 222,390
57		374.3	Williams Land Rights 100%	$ 1,167	$ 1,166	$ 1,165	$ 1,163	$ 1,162	$ 1,161	$ 1,160	$ 1,158
58		374.31	Wms Impaired Land Rights	$ (427)	$ (426)	$ (426)	$ (425)	$ (425)	$ (424)	$ (424)	$ (424)
59		374.32	Wms HL Imp Land Rights	$ -	$ -	$ -	$ -	$ -	$ -	$ -	$ -
60		375.0	Structures & Improvement	$ 437,473	$ 436,438	$ 435,402	$ 434,367	$ 433,332	$ 432,296	$ 431,261	$ 430,225
61		376.0	Mains Bare Steel Pipe	$ -	$ -	$ -	$ -	$ -	$ -	$ -	$ -
62		376.1	Mains Wrapped Steel Pipe	$ 61,417,448	$ 61,298,686	$ 61,075,086	$ 61,715,397	$ 61,504,616	$ 61,334,814	$ 62,766,951	$ 62,558,294
63		376.2	Mains Plastic Pipe	$ 197,995,794	$ 197,666,849	$ 197,225,402	$ 199,233,236	$ 198,887,076	$ 198,827,779	$ 205,451,313	$ 205,127,274
64		376.3	Mains Cathodic Protection	$ 114,368	$ 113,332	$ 112,295	$ 111,258	$ 110,222	$ 109,185	$ 108,148	$ 107,112
65		376.4	Mains Other Equipment	$ 9,771,934	$ 9,766,170	$ 9,734,809	$ 10,053,538	$ 10,028,337	$ 10,023,618	$ 10,703,786	$ 10,679,026
66		376.5	Mains Anodes	$ 15,000,654	$ 14,725,030	$ 14,449,406	$ 14,386,278	$ 14,107,971	$ 13,829,664	$ 13,888,437	$ 13,605,874
67		376.6	Williams Wrpd Steel 100%	$ 52,393	$ 52,298	$ 52,202	$ 52,107	$ 52,012	$ 51,917	$ 51,822	$ 51,727
68		376.61	Wms Impaired Wrpd Steel	$ (18,344)	$ (18,311)	$ (18,279)	$ (18,246)	$ (18,213)	$ (18,180)	$ (18,147)	$ (18,114)
69		376.62	Wms HL Imp Wrpd Steel	$ -	$ -	$ -	$ -	$ -	$ -	$ -	$ -
70		376.63	IMP - Mains Wrpd Steel	$ 2,657,781	$ 2,653,695	$ 2,649,609	$ 2,645,523	$ 2,641,436	$ 2,637,350	$ 2,633,264	$ 2,629,177
71		376.7	Williams Mains Plastic 100%	$ 2,276,110	$ 2,271,897	$ 2,267,684	$ 2,263,471	$ 2,259,258	$ 2,255,046	$ 2,250,833	$ 2,246,620
72		376.71	Wms Impaired Mains Plastic	$ (812,127)	$ (810,670)	$ (809,213)	$ (807,756)	$ (806,299)	$ (804,842)	$ (803,385)	$ (801,928)
73		376.72	Wms HL Imp Mains Plastic	$ -	$ -	$ -	$ -	$ -	$ -	$ -	$ -
74		376.73	IMP - Mains Plastic	$ 1,896,117	$ 1,893,307	$ 1,890,497	$ 1,887,686	$ 1,884,876	$ 1,882,066	$ 1,879,255	$ 1,876,445
75		376.8	Williams Other Equip 100%	$ 2,028	$ 2,020	$ 2,013	$ 2,005	$ 1,997	$ 1,990	$ 1,982	$ 1,974
76		376.81	Wms Impaired Other Equip	$ (730)	$ (727)	$ (724)	$ (722)	$ (719)	$ (716)	$ (714)	$ (711)
77		376.82	Wms HL Imp Other Equip	$ -	$ -	$ -	$ -	$ -	$ -	$ -	$ -
78		376.9	Williams Mains Anodes 100%	$ 577	$ 562	$ 546	$ 531	$ 515	$ 499	$ 484	$ 468
79		376.9	Williams Impaired Anodes	$ (216)	$ (211)	$ (205)	$ (200)	$ (195)	$ (189)	$ (184)	$ (178)
80		376.9	Wms HL Impaired Anodes	$ -	$ -	$ -	$ -	$ -	$ -	$ -	$ -
81		377.0	Compressor Station Equipment	$ -	$ -	$ -	$ -	$ -	$ -	$ -	$ -
82		378.0	Field Measuring & Regulating	$ 14,868,952	$ 14,824,198	$ 14,779,445	$ 14,783,066	$ 14,738,213	$ 14,693,361	$ 14,754,869	$ 14,723,224
83		378.1	Field Meas & Reg Brazos	$ -	$ -	$ -	$ -	$ -	$ -	$ -	$ -
84		379	Field Measuring & Regulating	$ 2,243,263	$ 2,236,424	$ 2,229,586	$ 2,222,747	$ 2,215,909	$ 2,209,070	$ 2,202,232	$ 2,195,393
85		380	Services Plastic Pipe	$ 44,760,987	$ 44,508,185	$ 44,242,599	$ 45,776,140	$ 45,529,254	$ 45,343,839	$ 48,387,321	$ 48,142,812
86		380.1	Services Steel Pipe	$ 12,155,413	$ 12,135,789	$ 12,116,165	$ 12,393,943	$ 12,373,906	$ 12,353,868	$ 12,772,335	$ 12,751,687
87		380.11	Srv, Bare Steel Pipe<2000	$ 2,505,825	$ 2,505,825	$ 2,505,825	$ 2,505,825	$ 2,505,825	$ 2,505,825	$ 2,505,825	$ 2,505,825
88		380.13	IMP -Services Wrpd Steel	$ 206,774	$ 206,475	$ 206,177	$ 205,878	$ 205,580	$ 205,281	$ 204,983	$ 204,684
89		380.2	Williams Svcs Plastic 100%	$ 3,073	$ 3,073	$ 3,073	$ 3,073	$ 3,073	$ 3,073	$ 3,073	$ 3,073
90		380.21	Wms Impaired Svcs Plastic	$ (1,135)	$ (1,133)	$ (1,130)	$ (1,127)	$ (1,125)	$ (1,122)	$ (1,119)	$ (1,117)
91		380.22	Wms HL Imp Svcs Plastic	$ -	$ -	$ -	$ -	$ -	$ -	$ -	$ -
92		380.3	IMP - Services Plastic	$ 3,434,129	$ 3,429,218	$ 3,424,307	$ 3,419,396	$ 3,414,484	$ 3,409,573	$ 3,404,662	$ 3,399,751
93		381	Meters	$ 71,734,319	$ 71,432,096	$ 71,129,874	$ 71,930,828	$ 71,625,172	$ 71,319,516	$ 72,902,318	$ 72,590,786
94		381.1	ERTS AMR Meters	$ 14,742,204	$ 14,606,074	$ 14,469,945	$ 14,456,390	$ 14,319,648	$ 14,182,905	$ 14,255,992	$ 14,118,201
95		383.0	House Regulators	$ 4,264,456	$ 4,251,882	$ 4,239,309	$ 4,226,735	$ 4,214,162	$ 4,201,589	$ 4,189,015	$ 4,176,442
96		385.0	Industrial Measuring & Regulating	$ 15,601,809	$ 15,540,609	$ 15,479,409	$ 15,531,629	$ 15,470,159	$ 15,408,689	$ 15,573,199	$ 15,547,491
97	**Gas Distribution Plant Total**			**$ 479,010,528**	**$ 477,427,913**	**$ 475,589,580**	**$ 481,111,099**	**$ 479,398,219**	**$ 478,095,134**	**$ 492,196,814**	**$ 490,548,176**
98											

Sponsored by NMGC Witness Erik C. Buchanan

WP Plant 1 Net Plant Balances

NEW MEXICO GAS COMPANY, INC.

Net Plant Balances
Base Period - 12 Months Ending March 31, 2023
Future Test Year - 12 Months Ending September 30, 2025

	A	B	C	AJ	AK	AL	AM	AN	AO	AP	AQ
3	**Gross Plant-In-Service**	**FERC Acct**	**Description**	**Balance 8/31/2024**	**Linkage Period 2 Ending 9/30/2024**	**Future Test Year Beginning Balance 9/30/2024**	**Balance 10/31/2024**	**Balance 11/30/2024**	**Balance 12/31/2024**	**Balance 1/31/2025**	**Balance 2/28/2025**
4											
54											
55	**Gas Distribution Plant**	374.1	Land	$ 1,473,513	$ 1,473,513	$ 1,473,513	$ 1,473,513	$ 1,473,513	$ 1,473,513	$ 1,473,513	$ 1,473,513
56		374.2	Land Rights	$ 222,025	$ 221,660	$ 221,660	$ 221,294	$ 220,929	$ 220,564	$ 220,199	$ 219,834
57		374.3	Williams Land Rights 100%	$ 1,157	$ 1,156	$ 1,156	$ 1,155	$ 1,154	$ 1,152	$ 1,151	$ 1,150
58		374.31	Wms Impaired Land Rights	$ (423)	$ (423)	$ (423)	$ (422)	$ (422)	$ (421)	$ (421)	$ (421)
59		374.32	Wms HL Imp Land Rights	$ -	$ -	$ -	$ -	$ -	$ -	$ -	$ -
60		375.0	Structures & Improvement	$ 429,190	$ 428,155	$ 428,155	$ 427,119	$ 426,084	$ 425,049	$ 424,013	$ 422,978
61		376.0	Mains Bare Steel Pipe	$ -	$ -	$ -	$ -	$ -	$ -	$ -	$ -
62		376.1	Mains Wrapped Steel Pipe	$ 63,480,967	$ 65,175,628	$ 65,175,628	$ 64,943,480	$ 65,067,073	$ 68,624,820	$ 68,386,428	$ 68,148,035
63		376.2	Mains Plastic Pipe	$ 205,565,758	$ 211,547,767	$ 211,547,767	$ 211,081,039	$ 213,104,531	$ 219,383,114	$ 218,903,011	$ 218,422,907
64		376.3	Mains Cathodic Protection	$ 106,075	$ 105,038	$ 105,038	$ 104,002	$ 102,965	$ 101,928	$ 100,892	$ 99,855
65		376.4	Mains Other Equipment	$ 11,156,020	$ 11,888,530	$ 11,888,530	$ 11,851,039	$ 11,991,419	$ 13,579,185	$ 13,537,058	$ 13,494,930
66		376.5	Mains Anodes	$ 13,323,311	$ 13,471,116	$ 13,471,116	$ 13,183,119	$ 12,895,123	$ 13,191,260	$ 12,895,888	$ 12,600,516
67		376.6	Williams Wrpd Steel 100%	$ 51,632	$ 51,537	$ 51,537	$ 51,442	$ 51,347	$ 51,252	$ 51,157	$ 51,061
68		376.61	Wms Impaired Wrpd Steel	$ (18,081)	$ (18,048)	$ (18,048)	$ (18,016)	$ (17,983)	$ (17,950)	$ (17,917)	$ (17,884)
69		376.62	Wms HL Imp Wrpd Steel	$ -	$ -	$ -	$ -	$ -	$ -	$ -	$ -
70		376.63	IMP - Mains Wrpd Steel	$ 2,625,091	$ 2,621,005	$ 2,621,005	$ 2,616,919	$ 2,612,832	$ 2,608,746	$ 2,604,660	$ 2,600,574
71		376.7	Williams Mains Plastic 100%	$ 2,242,407	$ 2,238,194	$ 2,238,194	$ 2,233,982	$ 2,229,769	$ 2,225,556	$ 2,221,343	$ 2,217,130
72		376.71	Wms Impaired Mains Plastic	$ (800,471)	$ (799,014)	$ (799,014)	$ (797,557)	$ (796,100)	$ (794,643)	$ (793,186)	$ (791,729)
73		376.72	Wms HL Imp Mains Plastic	$ -	$ -	$ -	$ -	$ -	$ -	$ -	$ -
74		376.73	IMP - Mains Plastic	$ 1,873,635	$ 1,870,825	$ 1,870,825	$ 1,868,014	$ 1,865,204	$ 1,862,394	$ 1,859,583	$ 1,856,773
75		376.8	Williams Other Equip 100%	$ 1,967	$ 1,959	$ 1,959	$ 1,951	$ 1,944	$ 1,936	$ 1,928	$ 1,921
76		376.81	Wms Impaired Other Equip	$ (708)	$ (706)	$ (706)	$ (703)	$ (700)	$ (698)	$ (695)	$ (692)
77		376.82	Wms HL Imp Other Equip	$ -	$ -	$ -	$ -	$ -	$ -	$ -	$ -
78		376.9	Williams Mains Anodes 100%	$ 453	$ 437	$ 437	$ 421	$ 406	$ 390	$ 375	$ 359
79		376.9	Williams Impaired Anodes	$ (173)	$ (168)	$ (168)	$ (162)	$ (157)	$ (151)	$ (146)	$ (141)
80		376.9	Wms HL Impaired Anodes	$ -	$ -	$ -	$ -	$ -	$ -	$ -	$ -
81		377.0	Compressor Station Equipment	$ -	$ -	$ -	$ -	$ -	$ -	$ -	$ -
82		378.0	Field Measuring & Regulating	$ 14,678,125	$ 14,750,752	$ 14,750,752	$ 14,705,412	$ 14,660,072	$ 14,762,341	$ 14,716,699	$ 14,671,056
83		378.1	Field Meas & Reg Brazos	$ -	$ -	$ -	$ -	$ -	$ -	$ -	$ -
84		379	Field Measuring & Regulating	$ 2,188,555	$ 2,181,716	$ 2,181,716	$ 2,174,878	$ 2,168,039	$ 2,161,201	$ 2,154,362	$ 2,147,524
85		380	Services Plastic Pipe	$ 47,870,003	$ 50,234,596	$ 50,234,596	$ 49,958,154	$ 50,215,330	$ 52,998,731	$ 52,717,336	$ 52,435,942
86		380.1	Services Steel Pipe	$ 12,731,040	$ 13,079,216	$ 13,079,216	$ 13,058,056	$ 13,036,895	$ 13,500,796	$ 13,478,960	$ 13,457,125
87		380.11	Srv, Bare Steel Pipe<2000	$ 2,505,825	$ 2,505,825	$ 2,505,825	$ 2,505,825	$ 2,505,825	$ 2,505,825	$ 2,505,825	$ 2,505,825
88		380.13	IMP -Services Wrpd Steel	$ 204,386	$ 204,087	$ 204,087	$ 203,789	$ 203,490	$ 203,192	$ 202,893	$ 202,595
89		380.2	Williams Svcs Plastic 100%	$ 3,073	$ 3,073	$ 3,073	$ 3,073	$ 3,073	$ 3,073	$ 3,073	$ 3,073
90		380.21	Wms Impaired Svcs Plastic	$ (1,114)	$ (1,111)	$ (1,111)	$ (1,108)	$ (1,106)	$ (1,103)	$ (1,100)	$ (1,098)
91		380.22	Wms HL Imp Svcs Plastic	$ -	$ -	$ -	$ -	$ -	$ -	$ -	$ -
92		380.3	IMP - Services Plastic	$ 3,394,840	$ 3,389,929	$ 3,389,929	$ 3,385,018	$ 3,380,107	$ 3,375,196	$ 3,370,284	$ 3,365,373
93		381	Meters	$ 72,279,253	$ 73,183,491	$ 73,183,491	$ 72,868,175	$ 72,552,859	$ 73,651,924	$ 73,332,206	$ 73,012,488
94		381.1	ERTS AMR Meters	$ 13,980,410	$ 13,977,705	$ 13,977,705	$ 13,839,239	$ 13,700,773	$ 13,719,460	$ 13,580,209	$ 13,440,957
95		383.0	House Regulators	$ 4,163,868	$ 4,151,295	$ 4,151,295	$ 4,138,721	$ 4,126,148	$ 4,113,574	$ 4,101,001	$ 4,088,428
96		385.0	Industrial Measuring & Regulating	$ 15,485,397	$ 15,679,100	$ 15,679,100	$ 15,616,398	$ 15,553,696	$ 15,820,909	$ 15,757,422	$ 15,693,935
97	**Gas Distribution Plant Total**			**$ 491,217,006**	**$ 503,617,836**	**$ 503,617,836**	**$ 501,697,257**	**$ 503,334,131**	**$ 519,752,115**	**$ 517,788,003**	**$ 515,823,891**
98											

Sponsored by NMGC Witness Erik C. Buchanan

WP Plant 1 Net Plant Balances

NEW MEXICO GAS COMPANY, INC.

Net Plant Balances
Base Period - 12 Months Ending March 31, 2023
Future Test Year - 12 Months Ending September 30, 2025

	A	B	C	AR	AS	AT	AU	AV	AW	AX	AY
3	**Gross Plant-In-Service**	**FERC Acct**	**Description**	**Balance 3/31/2025**	**Balance 4/30/2025**	**Balance 5/31/2025**	**Balance 6/30/2025**	**Balance 7/31/2025**	**Balance 8/31/2025**	**Future Test Year Ending 9/30/2025**	**13-month Average Adjustment**
4											
54											
55	**Gas Distribution Plant**	374.1	Land	$ 1,473,513	$ 1,473,513	$ 1,473,513	$ 1,473,513	$ 1,473,513	$ 1,473,513	$ 1,473,513	$ -
56		374.2	Land Rights	$ 219,469	$ 219,104	$ 218,739	$ 218,373	$ 218,008	$ 217,643	$ 217,278	$ 2,191
57		374.3	Williams Land Rights 100%	$ 1,149	$ 1,147	$ 1,146	$ 1,145	$ 1,144	$ 1,143	$ 1,141	$ 7
58		374.31	Wms Impaired Land Rights	$ (420)	$ (420)	$ (419)	$ (419)	$ (418)	$ (418)	$ (418)	$ (3)
59		374.32	Wms HL Imp Land Rights	$ -	$ -	$ -	$ -	$ -	$ -	$ -	$ -
60		375.0	Structures & Improvement	$ 421,942	$ 420,907	$ 419,872	$ 418,836	$ 417,801	$ 416,766	$ 415,730	$ 6,212
61		376.0	Mains Bare Steel Pipe	$ -	$ -	$ -	$ -	$ -	$ -	$ -	$ -
62		376.1	Mains Wrapped Steel Pipe	$ 69,043,170	$ 68,805,973	$ 68,652,154	$ 70,726,704	$ 70,549,875	$ 70,564,378	$ 72,008,668	$ (3,493,561)
63		376.2	Mains Plastic Pipe	$ 220,124,301	$ 219,661,351	$ 219,782,049	$ 224,676,782	$ 224,653,041	$ 225,968,655	$ 230,373,681	$ (10,551,971)
64		376.3	Mains Cathodic Protection	$ 98,818	$ 97,782	$ 96,745	$ 95,708	$ 94,672	$ 93,635	$ 92,598	$ 6,220
65		376.4	Mains Other Equipment	$ 13,915,289	$ 13,873,424	$ 13,873,245	$ 14,773,738	$ 14,761,325	$ 14,844,542	$ 15,497,762	$ (1,814,571)
66		376.5	Mains Anodes	$ 12,524,890	$ 12,226,743	$ 11,928,596	$ 11,980,897	$ 11,678,326	$ 11,375,754	$ 11,502,876	$ 916,747
67		376.6	Williams Wrpd Steel 100%	$ 50,966	$ 50,871	$ 50,776	$ 50,681	$ 50,586	$ 50,491	$ 50,396	$ 571
68		376.61	Wms Impaired Wrpd Steel	$ (17,851)	$ (17,818)	$ (17,786)	$ (17,753)	$ (17,720)	$ (17,687)	$ (17,654)	$ (197)
69		376.62	Wms HL Imp Wrpd Steel	$ -	$ -	$ -	$ -	$ -	$ -	$ -	$ -
70		376.63	IMP - Mains Wrpd Steel	$ 2,596,487	$ 2,592,401	$ 2,588,315	$ 2,584,228	$ 2,580,142	$ 2,576,056	$ 2,571,970	$ 24,518
71		376.7	Williams Mains Plastic 100%	$ 2,212,918	$ 2,208,705	$ 2,204,492	$ 2,200,279	$ 2,196,066	$ 2,191,854	$ 2,187,641	$ 25,277
72		376.71	Wms Impaired Mains Plastic	$ (790,272)	$ (788,815)	$ (787,358)	$ (785,901)	$ (784,444)	$ (782,987)	$ (781,530)	$ (8,742)
73		376.72	Wms HL Imp Mains Plastic	$ -	$ -	$ -	$ -	$ -	$ -	$ -	$ -
74		376.73	IMP - Mains Plastic	$ 1,853,963	$ 1,851,153	$ 1,848,342	$ 1,845,532	$ 1,842,722	$ 1,839,911	$ 1,837,101	$ 16,862
75		376.8	Williams Other Equip 100%	$ 1,913	$ 1,905	$ 1,897	$ 1,890	$ 1,882	$ 1,874	$ 1,867	$ 46
76		376.81	Wms Impaired Other Equip	$ (690)	$ (687)	$ (684)	$ (682)	$ (679)	$ (676)	$ (674)	$ (16)
77		376.82	Wms HL Imp Other Equip	$ -	$ -	$ -	$ -	$ -	$ -	$ -	$ -
78		376.9	Williams Mains Anodes 100%	$ 343	$ 328	$ 312	$ 297	$ 281	$ 265	$ 250	$ 94
79		376.9	Williams Impaired Anodes	$ (135)	$ (130)	$ (124)	$ (119)	$ (114)	$ (108)	$ (103)	$ (32)
80		376.9	Wms HL Impaired Anodes	$ -	$ -	$ -	$ -	$ -	$ -	$ -	$ -
81		377.0	Compressor Station Equipment	$ -	$ -	$ -	$ -	$ -	$ -	$ -	$ -
82		378.0	Field Measuring & Regulating	$ 14,672,097	$ 14,626,358	$ 14,580,620	$ 14,640,533	$ 14,594,578	$ 14,548,623	$ 14,615,735	$ 41,563
83		378.1	Field Meas & Reg Brazos	$ -	$ -	$ -	$ -	$ -	$ -	$ -	$ -
84		379	Field Measuring & Regulating	$ 2,140,685	$ 2,133,847	$ 2,127,008	$ 2,120,170	$ 2,113,331	$ 2,106,493	$ 2,099,654	$ 41,031
85		380	Services Plastic Pipe	$ 53,916,768	$ 53,637,298	$ 53,482,896	$ 56,075,511	$ 55,887,872	$ 56,522,652	$ 58,599,783	$ (5,008,793)
86		380.1	Services Steel Pipe	$ 13,735,229	$ 13,712,977	$ 13,690,724	$ 14,134,420	$ 14,111,520	$ 14,329,165	$ 14,678,920	$ (986,304)
87		380.11	Srv, Bare Steel Pipe<2000	$ 2,505,825	$ 2,505,825	$ 2,505,825	$ 2,505,825	$ 2,505,825	$ 2,505,825	$ 2,505,825	$ -
88		380.13	IMP -Services Wrpd Steel	$ 202,296	$ 201,998	$ 201,699	$ 201,401	$ 201,102	$ 200,804	$ 200,505	$ 1,791
89		380.2	Williams Svcs Plastic 100%	$ 3,073	$ 3,073	$ 3,073	$ 3,073	$ 3,073	$ 3,073	$ 3,073	$ -
90		380.21	Wms Impaired Svcs Plastic	$ (1,095)	$ (1,092)	$ (1,090)	$ (1,087)	$ (1,084)	$ (1,082)	$ (1,079)	$ (16)
91		380.22	Wms HL Imp Svcs Plastic	$ -	$ -	$ -	$ -	$ -	$ -	$ -	$ -
92		380.3	IMP - Services Plastic	$ 3,360,462	$ 3,355,551	$ 3,350,640	$ 3,345,729	$ 3,340,818	$ 3,335,907	$ 3,330,996	$ 29,467
93		381	Meters	$ 73,782,366	$ 73,459,257	$ 73,136,148	$ 74,675,568	$ 74,346,663	$ 74,017,757	$ 74,958,488	$ (1,344,843)
94		381.1	ERTS AMR Meters	$ 13,422,772	$ 13,282,916	$ 13,143,059	$ 13,210,150	$ 13,069,260	$ 12,928,369	$ 12,928,549	$ 474,791
95		383.0	House Regulators	$ 4,075,854	$ 4,063,281	$ 4,050,707	$ 4,038,134	$ 4,025,560	$ 4,012,987	$ 4,000,413	$ 75,441
96		385.0	Industrial Measuring & Regulating	$ 15,740,811	$ 15,677,062	$ 15,613,312	$ 15,772,514	$ 15,708,234	$ 15,643,954	$ 15,824,980	$ (124,801)
97	**Gas Distribution Plant Total**			**$ 521,286,907**	**$ 519,335,786**	**$ 518,218,445**	**$ 530,965,674**	**$ 529,622,760**	**$ 530,969,131**	**$ 541,177,937**	**$ (21,671,024)**
98											

Sponsored by NMGC Witness Erik C. Buchanan

WP Plant 1 Net Plant Balances

NEW MEXICO GAS COMPANY, INC.

Net Plant Balances
Base Period - 12 Months Ending March 31, 2023
Future Test Year - 12 Months Ending September 30, 2025

	A	B	C	AZ	BA	BB	BC	BD	BE	BF
3	**Gross Plant-In-Service**	**FERC Acct**	**Description**	**Other Test Period Adjustments**	**Adjusted Future Test Year Ending 9/30/2025**		**Adjusted Base and Test Periods Variance**	**Test Period to Adjusted Base Period Variance - %**		**Rule 630 Schedule or Workpaper Ref.**
4					BB = AY + AZ + BA					
54										
55	**Gas Distribution Plant**	374.1	Land		$ 1,473,513		$ -	0%		630 Schedule B-3 Gross Plant; 630 Schedule C-1.1 Accum
56		374.2	Land Rights		$ 219,469		$ (9,151)	-4%		630 Schedule B-3 Gross Plant; 630 Schedule C-1.1 Accum
57		374.3	Williams Land Rights 100%		$ 1,149		$ (31)	-3%		630 Schedule B-3 Gross Plant; 630 Schedule C-1.1 Accum
58		374.31	Wms Impaired Land Rights		$ (420)		$ 11	-2%		630 Schedule B-3 Gross Plant; 630 Schedule C-1.1 Accum
59		374.32	Wms HL Imp Land Rights		$ -		$ -			630 Schedule B-3 Gross Plant; 630 Schedule C-1.1 Accum
60		375.0	Structures & Improvement		$ 421,942		$ (24,896)	-6%		630 Schedule B-3 Gross Plant; 630 Schedule C-1.1 Accum
61		376.0	Mains Bare Steel Pipe		$ -		$ 91,322	-100%		630 Schedule B-3 Gross Plant; 630 Schedule C-1.1 Accum
62		376.1	Mains Wrapped Steel Pipe		$ 68,515,107		$ 13,815,873	25%		630 Schedule B-3 Gross Plant; 630 Schedule C-1.1 Accum
63		376.2	Mains Plastic Pipe		$ 219,821,710		$ 43,826,354	25%		630 Schedule B-3 Gross Plant; 630 Schedule C-1.1 Accum
64		376.3	Mains Cathodic Protection		$ 98,818		$ (22,191)	-18%		630 Schedule B-3 Gross Plant; 630 Schedule C-1.1 Accum
65		376.4	Mains Other Equipment		$ 13,683,191		$ 7,403,889	118%		630 Schedule B-3 Gross Plant; 630 Schedule C-1.1 Accum
66		376.5	Mains Anodes		$ 12,419,623		$ (2,621,114)	-17%		630 Schedule B-3 Gross Plant; 630 Schedule C-1.1 Accum
67		376.6	Williams Wrpd Steel 100%		$ 50,966		$ (2,309)	-4%		630 Schedule B-3 Gross Plant; 630 Schedule C-1.1 Accum
68		376.61	Wms Impaired Wrpd Steel		$ (17,851)		$ 799	-4%		630 Schedule B-3 Gross Plant; 630 Schedule C-1.1 Accum
69		376.62	Wms HL Imp Wrpd Steel		$ -		$ -			630 Schedule B-3 Gross Plant; 630 Schedule C-1.1 Accum
70		376.63	IMP - Mains Wrpd Steel		$ 2,596,487		$ (99,251)	-4%		630 Schedule B-3 Gross Plant; 630 Schedule C-1.1 Accum
71		376.7	Williams Mains Plastic 100%		$ 2,212,918		$ (100,293)	-4%		630 Schedule B-3 Gross Plant; 630 Schedule C-1.1 Accum
72		376.71	Wms Impaired Mains Plastic		$ (790,272)		$ 34,699	-4%		630 Schedule B-3 Gross Plant; 630 Schedule C-1.1 Accum
73		376.72	Wms HL Imp Mains Plastic		$ -		$ -			630 Schedule B-3 Gross Plant; 630 Schedule C-1.1 Accum
74		376.73	IMP - Mains Plastic		$ 1,853,963		$ (66,904)	-3%		630 Schedule B-3 Gross Plant; 630 Schedule C-1.1 Accum
75		376.8	Williams Other Equip 100%		$ 1,913		$ (185)	-9%		630 Schedule B-3 Gross Plant; 630 Schedule C-1.1 Accum
76		376.81	Wms Impaired Other Equip		$ (690)		$ 64	-9%		630 Schedule B-3 Gross Plant; 630 Schedule C-1.1 Accum
77		376.82	Wms HL Imp Other Equip		$ -		$ -			630 Schedule B-3 Gross Plant; 630 Schedule C-1.1 Accum
78		376.9	Williams Mains Anodes 100%		$ 343		$ (322)	-48%		630 Schedule B-3 Gross Plant; 630 Schedule C-1.1 Accum
79		376.9	Williams Impaired Anodes		$ (135)		$ 112	-45%		630 Schedule B-3 Gross Plant; 630 Schedule C-1.1 Accum
80		376.9	Wms HL Impaired Anodes		$ -		$ -			630 Schedule B-3 Gross Plant; 630 Schedule C-1.1 Accum
81		377.0	Compressor Station Equipment		$ -		$ -			630 Schedule B-3 Gross Plant; 630 Schedule C-1.1 Accum
82		378.0	Field Measuring & Regulating		$ 14,657,298		$ (198,344)	-1%		630 Schedule B-3 Gross Plant; 630 Schedule C-1.1 Accum
83		378.1	Field Meas & Reg Brazos		$ -		$ -			630 Schedule B-3 Gross Plant; 630 Schedule C-1.1 Accum
84		379	Field Measuring & Regulating		$ 2,140,685		$ (175,242)	-8%		630 Schedule B-3 Gross Plant; 630 Schedule C-1.1 Accum
85		380	Services Plastic Pipe		$ 53,590,990		$ 14,225,755	36%		630 Schedule B-3 Gross Plant; 630 Schedule C-1.1 Accum
86		380.1	Services Steel Pipe		$ 13,692,616		$ 2,446,513	22%		630 Schedule B-3 Gross Plant; 630 Schedule C-1.1 Accum
87		380.11	Srv, Bare Steel Pipe<2000		$ 2,505,825		$ -	0%		630 Schedule B-3 Gross Plant; 630 Schedule C-1.1 Accum
88		380.13	IMP -Services Wrpd Steel		$ 202,296		$ (8,937)	-4%		630 Schedule B-3 Gross Plant; 630 Schedule C-1.1 Accum
89		380.2	Williams Svcs Plastic 100%		$ 3,073		$ (88)	-3%		630 Schedule B-3 Gross Plant; 630 Schedule C-1.1 Accum
90		380.21	Wms Impaired Svcs Plastic		$ (1,095)		$ 82	-7%		630 Schedule B-3 Gross Plant; 630 Schedule C-1.1 Accum
91		380.22	Wms HL Imp Svcs Plastic		$ -		$ -			630 Schedule B-3 Gross Plant; 630 Schedule C-1.1 Accum
92		380.3	IMP - Services Plastic		$ 3,360,462		$ (147,688)	-4%		630 Schedule B-3 Gross Plant; 630 Schedule C-1.1 Accum
93		381	Meters		$ 73,613,645		$ 3,327,513	5%		630 Schedule B-3 Gross Plant; 630 Schedule C-1.1 Accum
94		381.1	ERTS AMR Meters		$ 13,403,340		$ (2,150,637)	-14%		630 Schedule B-3 Gross Plant; 630 Schedule C-1.1 Accum
95		383.0	House Regulators		$ 4,075,854		$ (292,267)	-7%		630 Schedule B-3 Gross Plant; 630 Schedule C-1.1 Accum
96		385.0	Industrial Measuring & Regulating		$ 15,700,179		$ 501,280	3%		630 Schedule B-3 Gross Plant; 630 Schedule C-1.1 Accum
97	**Gas Distribution Plant Total**			**$ -**	**$ 519,506,913**		**$ 79,754,414**	**18%**		
98										

Sponsored by NMGC Witness Erik C. Buchanan

WP Plant 1 Net Plant Balances

NEW MEXICO GAS COMPANY, INC.

Net Plant Balances
Base Period - 12 Months Ending March 31, 2023
Future Test Year - 12 Months Ending September 30, 2025

	A	B	C	D	E	F	G	H	I	J	K
3	**Gross Plant-In-Service**	**FERC Acct**	**Description**	**Base Period Beginning Balance 3/31/2022**	**Balance 4/30/2022**	**Balance 5/31/2022**	**Balance 6/30/2022**	**Balance 7/31/2022**	**Balance 8/31/2022**	**Balance 9/30/2022**	**Balance 10/31/2022**
4											
99											
100	**Gas General Plant**	389.0	Land	$ 5,251,377	$ 5,251,377	$ 5,251,377	$ 5,251,377	$ 5,251,377	$ 5,251,377	$ 5,251,377	$ 5,251,377
101		390.0	Structures & Improvement	$ 24,944,626	$ 25,270,711	$ 24,905,184	$ 25,561,683	$ 25,513,912	$ 25,507,962	$ 26,161,183	$ 26,870,295
102		390.1	N/A Structures & Improvement	$ -	$ -	$ -	$ -	$ -	$ -	$ -	$ -
103		390.2	Struct & Imprv Admin Bldg	$ -	$ -	$ -	$ -	$ -	$ -	$ -	$ -
104		390.3	Struct & Imprv Business Ctr	$ 1,229,017	$ 1,204,250	$ 1,179,484	$ 1,154,717	$ 1,129,951	$ 1,105,184	$ 1,080,418	$ 1,055,651
105		390.4	Struct & Imprv Los Lunas Bl	$ 27,364	$ 25,151	$ 22,937	$ 22,300	$ 21,663	$ 21,026	$ 20,389	$ 19,752
106		390.5	Struct & Imprv Rio Bravo	$ 31,814	$ 21,210	$ 10,605	$ -	$ -	$ 440	$ -	$ -
107		390.6	Struct & Imprv Rio Rancho	$ 1,884	$ 1,191	$ 498	$ 398	$ 299	$ 199	$ 100	$ -
108		390.7	Struct & Imprv Santa Fe	$ -	$ -	$ -	$ -	$ -	$ -	$ -	$ -
109		390.8	Struct & Imprv SF Pymt Ctr	$ 13,653	$ 13,524	$ 13,395	$ 13,266	$ 13,138	$ 13,009	$ 12,880	$ 12,751
110		390.9	Solar Structures	$ 1,924,952	$ 1,916,817	$ 1,908,683	$ 1,900,548	$ 1,892,413	$ 2,033,739	$ 2,224,049	$ 2,222,788
111		391	Office Furniture & Equip	$ 1,573,976	$ 1,568,563	$ 1,546,620	$ 1,524,676	$ 1,502,733	$ 1,480,790	$ 1,537,055	$ 1,520,054
112		391.1	N/A Off Furn & Eq, PC Sys	$ -	$ -	$ -	$ -	$ -	$ -	$ -	$ -
113		391.2	Computer Hardware	$ 5,576,458	$ 7,187,386	$ 7,189,384	$ 7,026,676	$ 6,869,024	$ 6,706,949	$ 6,545,090	$ 6,395,978
114		392	Transportation Equip Light	$ 6,050,714	$ 6,016,731	$ 6,080,632	$ 6,046,438	$ 6,001,289	$ 5,967,190	$ 5,933,091	$ 5,952,391
115		392.1	Transportation Equip Heavy	$ 2,116,016	$ 2,083,071	$ 2,050,127	$ 2,017,183	$ 1,984,239	$ 1,951,294	$ 1,918,350	$ 1,885,406
116		392.2	Transportation Equip Trailer	$ 2,189,443	$ 2,165,969	$ 2,142,496	$ 2,119,022	$ 2,172,831	$ 2,148,930	$ 2,124,957	$ 2,100,983
117		392.3	Transportation Equip Medium	$ 4,239,379	$ 4,216,021	$ 4,192,662	$ 4,169,304	$ 4,080,467	$ 4,057,661	$ 4,034,855	$ 4,012,048
118		392.4	Transp Equip Special Purpose	$ 159,498	$ 158,151	$ 156,804	$ 155,458	$ 154,111	$ 152,764	$ 151,417	$ 150,071
119		393.0	Stores Equip	$ 415,344	$ 411,076	$ 406,807	$ 402,538	$ 398,269	$ 394,001	$ 389,732	$ 385,463
120		394.0	Tools, Shop & Garage Equip	$ 11,716,424	$ 11,715,204	$ 11,636,534	$ 11,712,205	$ 11,677,771	$ 11,690,332	$ 11,767,990	$ 11,742,269
121		396.0	Power Operated Equipment	$ 4,393,806	$ 4,362,648	$ 4,331,489	$ 4,300,331	$ 4,437,888	$ 4,406,037	$ 4,374,186	$ 4,342,334
122		397.0	Communication Equip	$ 2,331,222	$ 2,477,237	$ 2,612,155	$ 2,586,459	$ 2,560,764	$ 2,535,068	$ 2,509,373	$ 2,483,678
123		398.0	Miscellaneous Equipment	$ 347,095	$ 343,726	$ 340,357	$ 336,987	$ 333,618	$ 330,249	$ 326,879	$ 323,510
124		398.5	Cng Equipment	$ -	$ -	$ -	$ 1,546,294	$ 1,548,772	$ 1,596,828	$ 1,644,296	$ 1,635,011
125		398.6	Cng Equipment	$ -	$ -	$ -	$ 159,938	$ 160,194	$ 165,165	$ 108,186	$ 107,505
126		398.7	Cng Equipment	$ -	$ -	$ -	$ -	$ -	$ -	$ -	$ -
127		399.1	ARO General Plant 5	$ 4,138	$ 4,113	$ 4,088	$ 4,063	$ 4,038	$ 4,013	$ 3,988	$ 3,963
128	**Gas General Plant Total**			**$ 74,538,200**	**$ 76,414,127**	**$ 75,982,316**	**$ 78,011,862**	**$ 77,708,762**	**$ 77,520,208**	**$ 78,119,839**	**$ 78,473,277**
129											
130	**Grand Total**			**$ 806,580,301**	**$ 810,733,839**	**$ 810,141,230**	**$ 817,110,133**	**$ 822,834,124**	**$ 823,921,448**	**$ 829,180,932**	**$ 829,439,831**

Sponsored by NMGC Witness Erik C. Buchanan

WP Plant 1 Net Plant Balances

NEW MEXICO GAS COMPANY, INC.

Net Plant Balances
Base Period - 12 Months Ending March 31, 2023
Future Test Year - 12 Months Ending September 30, 2025

	A	B	C	L	M	N	O	P	Q	R	S
3	**Gross Plant-In-Service**	**FERC Acct**	**Description**	**Balance 11/30/2022**	**Balance 12/31/2022**	**Balance 1/31/2023**	**Balance 2/28/2023**	**Base Period Ending 3/31/2023**	**Placeholder**	**Adjusted Base Period Ending Balance**	**Linkage Period Beginning Balance 3/31/2023**
4										S = P + Q + R	
99											
100	**Gas General Plant**	389.0	Land	$ 5,251,377	$ 5,251,377	$ 5,251,377	$ 5,251,377	$ 5,251,377		$ 5,251,377	$ 5,251,377
101		390.0	Structures & Improvement	$ 26,836,908	$ 27,028,640	$ 27,045,146	$ 27,072,511	$ 27,444,235		$ 27,444,235	$ 27,444,235
102		390.1	N/A Structures & Improvement	$ -	$ -	$ -	$ -	$ -		$ -	$ -
103		390.2	Struct & Imprv Admin Bldg	$ -	$ -	$ -	$ -	$ -		$ -	$ -
104		390.3	Struct & Imprv Business Ctr	$ 1,030,885	$ 747,031	$ 739,537	$ 732,043	$ 724,549		$ 724,549	$ 724,549
105		390.4	Struct & Imprv Los Lunas Bl	$ 19,114	$ 18,477	$ 17,840	$ 17,203	$ 16,566		$ 16,566	$ 16,566
106		390.5	Struct & Imprv Rio Bravo	$ -	$ -	$ -	$ -	$ -		$ -	$ -
107		390.6	Struct & Imprv Rio Rancho	$ -	$ -	$ -	$ -	$ -		$ -	$ -
108		390.7	Struct & Imprv Santa Fe	$ -	$ -	$ -	$ -	$ -		$ -	$ -
109		390.8	Struct & Imprv SF Pymt Ctr	$ 12,622	$ 12,494	$ 12,365	$ 12,236	$ 12,107		$ 12,107	$ 12,107
110		390.9	Solar Structures	$ 3,079,912	$ 3,066,676	$ 3,053,441	$ 3,040,205	$ 3,080,748		$ 3,080,748	$ 3,080,748
111		391	Office Furniture & Equip	$ 1,511,877	$ 1,084,619	$ 1,076,245	$ 1,067,870	$ 1,059,495		$ 1,059,495	$ 1,059,495
112		391.1	N/A Off Furn & Eq, PC Sys	$ -	$ -	$ -	$ -	$ -		$ -	$ -
113		391.2	Computer Hardware	$ 6,237,278	$ 6,089,494	$ 5,978,442	$ 6,101,463	$ 6,594,351		$ 6,594,351	$ 6,594,351
114		392	Transportation Equip Light	$ 5,907,115	$ 7,026,802	$ 6,999,500	$ 6,964,514	$ 6,992,146		$ 6,992,146	$ 6,992,146
115		392.1	Transportation Equip Heavy	$ 1,852,462	$ 1,819,517	$ 1,786,573	$ 1,753,629	$ 1,720,685		$ 1,720,685	$ 1,720,685
116		392.2	Transportation Equip Trailer	$ 2,076,631	$ 2,142,574	$ 2,118,912	$ 2,326,466	$ 2,301,152		$ 2,301,152	$ 2,301,152
117		392.3	Transportation Equip Medium	$ 3,964,812	$ 4,584,532	$ 4,564,106	$ 4,540,034	$ 4,515,962		$ 4,515,962	$ 4,515,962
118		392.4	Transp Equip Special Purpose	$ 148,724	$ 147,377	$ 146,031	$ 144,684	$ 143,337		$ 143,337	$ 143,337
119		393.0	Stores Equip	$ 381,194	$ 376,926	$ 372,657	$ 368,388	$ 364,119		$ 364,119	$ 364,119
120		394.0	Tools, Shop & Garage Equip	$ 11,672,318	$ 11,976,158	$ 12,366,602	$ 12,371,471	$ 12,347,355		$ 12,347,355	$ 12,347,355
121		396.0	Power Operated Equipment	$ 4,310,483	$ 4,278,632	$ 4,246,780	$ 4,214,929	$ 4,183,078		$ 4,183,078	$ 4,183,078
122		397.0	Communication Equip	$ 2,457,982	$ 2,438,059	$ 2,412,935	$ 2,387,811	$ 2,473,241		$ 2,473,241	$ 2,473,241
123		398.0	Miscellaneous Equipment	$ 320,141	$ 316,772	$ 313,420	$ 310,068	$ 306,716		$ 306,716	$ 306,716
124		398.5	Cng Equipment	$ 1,625,726	$ 1,616,440	$ 1,607,155	$ 1,597,870	$ 1,588,585		$ 1,588,585	$ 1,588,585
125		398.6	Cng Equipment	$ 106,889	$ 108,945	$ 103,528	$ 102,924	$ 102,319		$ 102,319	$ 102,319
126		398.7	Cng Equipment	$ -	$ -	$ -	$ -	$ -		$ -	$ -
127		399.1	ARO General Plant 5	$ 3,938	$ 3,913	$ 3,887	$ 3,862	$ 3,837		$ 3,837	$ 3,837
128	**Gas General Plant Total**			**$ 78,808,387**	**$ 80,135,455**	**$ 80,216,478**	**$ 80,381,557**	**$ 81,225,960**	**$ -**	**$ 81,225,960**	**$ 81,225,960**
129											
130	**Grand Total**			**$ 832,461,250**	**$ 850,497,132**	**$ 853,285,688**	**$ 854,002,894**	**$ 862,559,108**	**$ -**	**$ 862,559,108**	**$ 862,559,108**

Sponsored by NMGC Witness Erik C. Buchanan

WP Plant 1 Net Plant Balances

NEW MEXICO GAS COMPANY, INC.

Net Plant Balances
Base Period - 12 Months Ending March 31, 2023
Future Test Year - 12 Months Ending September 30, 2025

	A	B	C	T	U	V	W	X	Y	Z	AA
3	**Gross Plant-In-Service**	**FERC Acct**	**Description**	**Balance 4/30/2023**	**Balance 5/31/2023**	**Balance 6/30/2023**	**Balance 7/31/2023**	**Balance 8/31/2023**	**Balance 9/30/2023**	**Balance 10/31/2023**	**Balance 11/30/2023**
4											
99											
100	**Gas General Plant**	389.0	Land	$ 5,251,377	$ 5,251,377	$ 5,251,377	$ 5,251,377	$ 5,251,377	$ 5,251,377	$ 5,251,377	$ 5,251,377
101		390.0	Structures & Improvement	$ 27,379,909	$ 27,315,583	$ 28,883,128	$ 28,815,844	$ 28,748,561	$ 29,784,502	$ 29,718,661	$ 29,652,820
102		390.1	N/A Structures & Improvement	$ -	$ -	$ -	$ -	$ -	$ -	$ -	$ -
103		390.2	Struct & Imprv Admin Bldg	$ -	$ -	$ -	$ -	$ -	$ -	$ -	$ -
104		390.3	Struct & Imprv Business Ctr	$ 716,960	$ 709,372	$ 701,783	$ 694,195	$ 686,606	$ 684,250	$ 681,894	$ 679,538
105		390.4	Struct & Imprv Los Lunas Bl	$ 14,363	$ 12,161	$ 9,958	$ 7,756	$ 5,553	$ 5,281	$ 5,009	$ 4,737
106		390.5	Struct & Imprv Rio Bravo	$ (16,356)	$ -	$ -	$ -	$ -	$ -	$ -	$ -
107		390.6	Struct & Imprv Rio Rancho	$ (693)	$ -	$ -	$ -	$ -	$ -	$ -	$ -
108		390.7	Struct & Imprv Santa Fe	$ -	$ -	$ -	$ -	$ -	$ -	$ -	$ -
109		390.8	Struct & Imprv SF Pymt Ctr	$ 11,790	$ 11,474	$ 11,157	$ 10,840	$ 10,523	$ 10,215	$ 9,906	$ 9,598
110		390.9	Solar Structures	$ 3,067,291	$ 3,053,835	$ 3,040,378	$ 3,026,922	$ 3,013,465	$ 3,004,611	$ 2,995,756	$ 2,986,902
111		391	Office Furniture & Equip	$ 1,051,125	$ 1,042,754	$ 1,034,384	$ 1,026,013	$ 1,017,643	$ 1,009,268	$ 1,000,893	$ 992,519
112		391.1	N/A Off Furn & Eq, PC Sys	$ -	$ -	$ -	$ -	$ -	$ -	$ -	$ -
113		391.2	Computer Hardware	$ 6,613,341	$ 6,689,422	$ 7,237,601	$ 7,091,152	$ 6,897,769	$ 7,278,617	$ 7,075,258	$ 6,871,899
114		392	Transportation Equip Light	$ 6,955,553	$ 6,918,961	$ 8,255,754	$ 8,216,205	$ 8,176,656	$ 8,525,125	$ 8,457,444	$ 8,389,763
115		392.1	Transportation Equip Heavy	$ 1,687,750	$ 1,654,814	$ 1,842,602	$ 1,808,394	$ 1,774,186	$ 1,820,572	$ 1,800,088	$ 1,779,604
116		392.2	Transportation Equip Trailer	$ 2,275,842	$ 2,250,532	$ 2,396,896	$ 2,370,520	$ 2,344,145	$ 2,379,699	$ 2,363,222	$ 2,346,746
117		392.3	Transportation Equip Medium	$ 4,491,876	$ 4,467,791	$ 5,130,397	$ 5,104,388	$ 5,078,378	$ 5,257,080	$ 5,227,814	$ 5,198,549
118		392.4	Transp Equip Special Purpose	$ 141,990	$ 140,642	$ 139,295	$ 137,947	$ 136,600	$ 135,304	$ 134,008	$ 132,712
119		393.0	Stores Equip	$ 359,853	$ 355,586	$ 452,630	$ 447,800	$ 442,971	$ 467,863	$ 462,866	$ 457,869
120		394.0	Tools, Shop & Garage Equip	$ 12,259,637	$ 12,171,920	$ 13,388,178	$ 13,293,152	$ 13,198,126	$ 13,508,912	$ 13,411,583	$ 13,314,253
121		396.0	Power Operated Equipment	$ 4,151,217	$ 4,119,356	$ 4,907,187	$ 4,871,957	$ 4,836,728	$ 5,047,150	$ 5,016,231	$ 4,985,311
122		397.0	Communication Equip	$ 2,454,521	$ 2,437,982	$ 2,439,199	$ 2,414,521	$ 2,388,092	$ 2,353,694	$ 2,297,310	$ 2,240,926
123		398.0	Miscellaneous Equipment	$ 344,873	$ 395,507	$ 546,914	$ 552,006	$ 547,207	$ 664,141	$ 657,870	$ 651,599
124		398.5	Cng Equipment	$ 1,588,585	$ 1,588,585	$ 1,588,585	$ 1,588,585	$ 1,588,585	$ 1,579,299	$ 1,570,014	$ 1,560,729
125		398.6	Cng Equipment	$ 102,319	$ 102,319	$ 102,319	$ 102,319	$ 102,319	$ 101,715	$ 101,111	$ 100,507
126		398.7	Cng Equipment	$ -	$ -	$ -	$ -	$ -	$ -	$ -	$ -
127		399.1	ARO General Plant 5	$ 3,812	$ 3,787	$ 3,762	$ 3,737	$ 3,712	$ 3,712	$ 3,712	$ 3,712
128	**Gas General Plant Total**			**$ 80,906,934**	**$ 80,693,758**	**$ 87,363,483**	**$ 86,835,631**	**$ 86,249,202**	**$ 88,872,388**	**$ 88,242,028**	**$ 87,611,668**
129											
130	**Grand Total**			**$ 860,000,604**	**$ 860,861,478**	**$ 898,823,734**	**$ 897,521,050**	**$ 895,586,401**	**$ 908,122,132**	**$ 911,662,355**	**$ 913,418,960**

Sponsored by NMGC Witness Erik C. Buchanan

WP Plant 1 Net Plant Balances

NEW MEXICO GAS COMPANY, INC.

Net Plant Balances
Base Period - 12 Months Ending March 31, 2023
Future Test Year - 12 Months Ending September 30, 2025

	A	B	C	AB	AC	AD	AE	AF	AG	AH	AI
3	**Gross Plant-In-Service**	**FERC Acct**	**Description**	**Balance 12/31/2023**	**Balance 1/31/2024**	**Balance 2/29/2024**	**Linkage Period Ending 1 3/31/2024**	**Balance 4/30/2024**	**Balance 5/31/2024**	**Balance 6/30/2024**	**Balance 7/31/2024**
4											
99											
100	**Gas General Plant**	389.0	Land	$ 5,251,377	$ 5,251,377	$ 5,251,377	$ 5,251,377	$ 5,251,377	$ 5,251,377	$ 5,251,377	$ 5,251,377
101		390.0	Structures & Improvement	$ 32,474,650	$ 32,403,835	$ 32,333,021	$ 32,473,903	$ 32,402,724	$ 32,331,545	$ 32,577,910	$ 36,346,337
102		390.1	N/A Structures & Improvement	$ -	$ -	$ -	$ -	$ -	$ -	$ -	$ -
103		390.2	Struct & Imprv Admin Bldg	$ -	$ -	$ -	$ -	$ -	$ -	$ -	$ -
104		390.3	Struct & Imprv Business Ctr	$ 677,181	$ 674,825	$ 672,469	$ 670,113	$ 667,757	$ 665,400	$ 663,044	$ 660,688
105		390.4	Struct & Imprv Los Lunas Bl	$ 4,465	$ 4,193	$ 3,921	$ 3,649	$ 3,377	$ 3,105	$ 2,833	$ 2,561
106		390.5	Struct & Imprv Rio Bravo	$ -	$ -	$ -	$ -	$ -	$ -	$ -	$ -
107		390.6	Struct & Imprv Rio Rancho	$ -	$ -	$ -	$ -	$ -	$ -	$ -	$ -
108		390.7	Struct & Imprv Santa Fe	$ -	$ -	$ -	$ -	$ -	$ -	$ -	$ -
109		390.8	Struct & Imprv SF Pymt Ctr	$ 9,289	$ 8,981	$ 8,673	$ 8,364	$ 8,056	$ 7,747	$ 7,439	$ 7,130
110		390.9	Solar Structures	$ 2,978,048	$ 2,969,193	$ 2,960,339	$ 2,951,485	$ 2,942,630	$ 2,933,776	$ 2,924,922	$ 2,916,067
111		391	Office Furniture & Equip	$ 984,144	$ 975,769	$ 967,395	$ 959,020	$ 950,645	$ 942,270	$ 933,896	$ 925,521
112		391.1	N/A Off Furn & Eq, PC Sys	$ -	$ -	$ -	$ -	$ -	$ -	$ -	$ -
113		391.2	Computer Hardware	$ 7,273,188	$ 7,061,349	$ 6,849,510	$ 6,638,927	$ 6,427,070	$ 6,215,213	$ 6,103,481	$ 6,545,597
114		392	Transportation Equip Light	$ 8,881,789	$ 8,812,091	$ 8,742,393	$ 9,016,193	$ 8,945,258	$ 8,874,322	$ 9,321,534	$ 9,248,732
115		392.1	Transportation Equip Heavy	$ 1,849,074	$ 1,828,283	$ 1,807,493	$ 1,841,907	$ 1,820,928	$ 1,799,949	$ 1,862,243	$ 1,840,980
116		392.2	Transportation Equip Trailer	$ 2,400,233	$ 2,383,489	$ 2,366,744	$ 2,392,937	$ 2,376,028	$ 2,359,120	$ 2,406,979	$ 2,389,822
117		392.3	Transportation Equip Medium	$ 5,449,137	$ 5,419,008	$ 5,388,880	$ 5,530,501	$ 5,499,843	$ 5,469,185	$ 5,697,600	$ 5,666,143
118		392.4	Transp Equip Special Purpose	$ 131,416	$ 130,120	$ 128,824	$ 127,529	$ 126,233	$ 124,937	$ 123,641	$ 122,345
119		393.0	Stores Equip	$ 474,594	$ 469,476	$ 464,358	$ 470,180	$ 465,002	$ 459,823	$ 471,055	$ 465,785
120		394.0	Tools, Shop & Garage Equip	$ 13,356,420	$ 13,258,315	$ 13,160,210	$ 13,181,826	$ 13,083,085	$ 12,984,345	$ 13,573,148	$ 13,470,621
121		396.0	Power Operated Equipment	$ 5,130,143	$ 5,098,607	$ 5,067,071	$ 5,124,051	$ 5,092,204	$ 5,060,358	$ 5,161,284	$ 5,128,972
122		397.0	Communication Equip	$ 2,207,216	$ 2,150,431	$ 2,093,646	$ 2,036,909	$ 1,980,123	$ 1,923,338	$ 1,870,307	$ 1,838,032
123		398.0	Miscellaneous Equipment	$ 773,816	$ 766,728	$ 759,639	$ 752,818	$ 745,729	$ 738,639	$ 752,825	$ 884,868
124		398.5	Cng Equipment	$ 1,551,443	$ 1,542,158	$ 1,532,873	$ 1,523,587	$ 1,514,302	$ 1,505,017	$ 1,495,732	$ 1,486,446
125		398.6	Cng Equipment	$ 99,902	$ 99,298	$ 98,694	$ 98,089	$ 97,485	$ 96,881	$ 96,276	$ 95,672
126		398.7	Cng Equipment	$ -	$ -	$ -	$ -	$ -	$ -	$ -	$ -
127		399.1	ARO General Plant 5	$ 3,712	$ 3,712	$ 3,712	$ 3,712	$ 3,712	$ 3,712	$ 3,712	$ 3,712
128	**Gas General Plant Total**			**$ 91,961,237**	**$ 91,311,239**	**$ 90,661,242**	**$ 91,057,077**	**$ 90,403,568**	**$ 89,750,058**	**$ 91,301,238**	**$ 95,297,407**
129											
130	**Grand Total**			**$ 939,187,160**	**$ 947,357,906**	**$ 943,860,356**	**$ 948,842,627**	**$ 945,582,543**	**$ 942,616,402**	**$ 960,237,944**	**$ 963,211,565**

Sponsored by NMGC Witness Erik C. Buchanan

WP Plant 1 Net Plant Balances

NEW MEXICO GAS COMPANY, INC.

Net Plant Balances
Base Period - 12 Months Ending March 31, 2023
Future Test Year - 12 Months Ending September 30, 2025

	A	B	C	AJ	AK	AL	AM	AN	AO	AP	AQ
3	**Gross Plant-In-Service**	**FERC Acct**	**Description**	**Balance 8/31/2024**	**Linkage Period 2 Ending 9/30/2024**	**Future Test Year Beginning Balance 9/30/2024**	**Balance 10/31/2024**	**Balance 11/30/2024**	**Balance 12/31/2024**	**Balance 1/31/2025**	**Balance 2/28/2025**
4											
99											
100	**Gas General Plant**	389.0	Land	$ 5,251,377	$ 5,251,377	$ 5,251,377	$ 5,251,377	$ 5,251,377	$ 5,251,377	$ 5,251,377	$ 5,251,377
101		390.0	Structures & Improvement	$ 36,267,998	$ 36,507,203	$ 36,507,203	$ 36,428,317	$ 36,349,431	$ 38,616,278	$ 38,533,353	$ 38,450,427
102		390.1	N/A Structures & Improvement	$ -	$ -	$ -	$ -	$ -	$ -	$ -	$ -
103		390.2	Struct & Imprv Admin Bldg	$ -	$ -	$ -	$ -	$ -	$ -	$ -	$ -
104		390.3	Struct & Imprv Business Ctr	$ 658,332	$ 655,975	$ 655,975	$ 653,619	$ 651,263	$ 648,907	$ 646,551	$ 644,194
105		390.4	Struct & Imprv Los Lunas Bl	$ 2,289	$ 2,017	$ 2,017	$ 1,745	$ 1,473	$ 1,201	$ 929	$ 657
106		390.5	Struct & Imprv Rio Bravo	$ -	$ -	$ -	$ -	$ -	$ -	$ -	$ -
107		390.6	Struct & Imprv Rio Rancho	$ -	$ -	$ -	$ -	$ -	$ -	$ -	$ -
108		390.7	Struct & Imprv Santa Fe	$ -	$ -	$ -	$ -	$ -	$ -	$ -	$ -
109		390.8	Struct & Imprv SF Pymt Ctr	$ 6,822	$ 6,514	$ 6,514	$ 6,205	$ 5,897	$ 5,588	$ 5,280	$ 4,971
110		390.9	Solar Structures	$ 2,907,213	$ 2,898,358	$ 2,898,358	$ 2,889,504	$ 2,880,650	$ 2,871,795	$ 2,862,941	$ 2,854,087
111		391	Office Furniture & Equip	$ 917,146	$ 908,772	$ 908,772	$ 900,397	$ 892,022	$ 883,648	$ 875,273	$ 866,898
112		391.1	N/A Off Furn & Eq, PC Sys	$ -	$ -	$ -	$ -	$ -	$ -	$ -	$ -
113		391.2	Computer Hardware	$ 6,323,144	$ 6,227,991	$ 6,227,991	$ 6,003,753	$ 5,779,515	$ 5,659,612	$ 6,906,252	$ 6,659,901
114		392	Transportation Equip Light	$ 9,175,929	$ 9,624,753	$ 9,624,753	$ 9,550,071	$ 9,475,389	$ 10,101,620	$ 10,024,413	$ 9,947,206
115		392.1	Transportation Equip Heavy	$ 1,819,717	$ 1,882,286	$ 1,882,286	$ 1,860,736	$ 1,839,187	$ 1,930,284	$ 1,908,350	$ 1,886,416
116		392.2	Transportation Equip Trailer	$ 2,372,665	$ 2,420,711	$ 2,420,711	$ 2,403,305	$ 2,385,898	$ 2,456,105	$ 2,438,363	$ 2,420,620
117		392.3	Transportation Equip Medium	$ 5,634,687	$ 5,864,043	$ 5,864,043	$ 5,831,782	$ 5,799,521	$ 6,117,716	$ 6,084,374	$ 6,051,033
118		392.4	Transp Equip Special Purpose	$ 121,049	$ 119,753	$ 119,753	$ 118,458	$ 117,162	$ 115,866	$ 114,570	$ 113,274
119		393.0	Stores Equip	$ 460,515	$ 471,655	$ 471,655	$ 466,294	$ 460,933	$ 477,452	$ 471,969	$ 466,487
120		394.0	Tools, Shop & Garage Equip	$ 13,368,093	$ 13,658,869	$ 13,658,869	$ 13,554,155	$ 13,449,441	$ 13,738,772	$ 13,631,868	$ 13,524,963
121		396.0	Power Operated Equipment	$ 5,096,660	$ 5,197,120	$ 5,197,120	$ 5,164,342	$ 5,131,564	$ 5,275,816	$ 5,242,417	$ 5,209,018
122		397.0	Communication Equip	$ 1,780,746	$ 1,728,234	$ 1,728,234	$ 1,670,864	$ 1,613,494	$ 1,560,036	$ 1,557,810	$ 1,499,396
123		398.0	Miscellaneous Equipment	$ 876,757	$ 895,698	$ 895,698	$ 887,415	$ 879,133	$ 893,021	$ 1,197,470	$ 1,187,057
124		398.5	Cng Equipment	$ 1,477,161	$ 1,467,876	$ 1,467,876	$ 1,458,590	$ 1,449,305	$ 1,440,020	$ 1,430,734	$ 1,421,449
125		398.6	Cng Equipment	$ 95,068	$ 94,464	$ 94,464	$ 93,859	$ 93,255	$ 92,651	$ 92,046	$ 91,442
126		398.7	Cng Equipment	$ -	$ -	$ -	$ -	$ -	$ -	$ -	$ -
127		399.1	ARO General Plant 5	$ 3,712	$ 3,712	$ 3,712	$ 3,712	$ 3,712	$ 3,712	$ 3,712	$ 3,712
128	**Gas General Plant Total**			**$ 94,617,078**	**$ 95,887,380**	**$ 95,887,380**	**$ 95,198,500**	**$ 94,509,620**	**$ 98,141,477**	**$ 99,280,052**	**$ 98,554,586**
129											
130	**Grand Total**			**$ 964,579,608**	**$ 979,227,180**	**$ 979,227,180**	**$ 1,003,590,472**	**$ 1,006,278,063**	**$ 1,040,489,113**	**$ 1,057,803,286**	**$ 1,053,833,372**

Sponsored by NMGC Witness Erik C. Buchanan

WP Plant 1 Net Plant Balances

NEW MEXICO GAS COMPANY, INC.

Net Plant Balances
Base Period - 12 Months Ending March 31, 2023
Future Test Year - 12 Months Ending September 30, 2025

	A	B	C	AR	AS	AT	AU	AV	AW	AX	AY
3	**Gross Plant-In-Service**	**FERC Acct**	**Description**	**Balance 3/31/2025**	**Balance 4/30/2025**	**Balance 5/31/2025**	**Balance 6/30/2025**	**Balance 7/31/2025**	**Balance 8/31/2025**	**Future Test Year Ending 9/30/2025**	**13-month Average Adjustment**
4											
99											
100	**Gas General Plant**	389.0	Land	$ 5,251,377	$ 5,251,377	$ 5,251,377	$ 5,251,377	$ 5,251,377	$ 5,251,377	$ 5,251,377	$ -
101		390.0	Structures & Improvement	$ 38,587,235	$ 38,503,931	$ 38,420,627	$ 38,666,923	$ 38,583,052	$ 38,499,181	$ 42,193,505	$ (3,859,701)
102		390.1	N/A Structures & Improvement	$ -	$ -	$ -	$ -	$ -	$ -	$ -	$ -
103		390.2	Struct & Imprv Admin Bldg	$ -	$ -	$ -	$ -	$ -	$ -	$ -	$ -
104		390.3	Struct & Imprv Business Ctr	$ 641,838	$ 639,482	$ 637,126	$ 634,769	$ 632,413	$ 630,057	$ 627,701	$ 14,137
105		390.4	Struct & Imprv Los Lunas Bl	$ 385	$ 113	$ -	$ -	$ -	$ -	$ -	$ 655
106		390.5	Struct & Imprv Rio Bravo	$ -	$ -	$ -	$ -	$ -	$ -	$ -	$ -
107		390.6	Struct & Imprv Rio Rancho	$ -	$ -	$ -	$ -	$ -	$ -	$ -	$ -
108		390.7	Struct & Imprv Santa Fe	$ -	$ -	$ -	$ -	$ -	$ -	$ -	$ -
109		390.8	Struct & Imprv SF Pymt Ctr	$ 4,663	$ 4,354	$ 4,046	$ 3,738	$ 3,429	$ 3,121	$ 2,812	$ 1,851
110		390.9	Solar Structures	$ 2,845,232	$ 2,836,378	$ 2,827,523	$ 2,818,669	$ 2,809,815	$ 2,800,960	$ 2,792,106	$ 53,126
111		391	Office Furniture & Equip	$ 858,524	$ 850,149	$ 841,774	$ 833,399	$ 825,025	$ 816,650	$ 808,275	$ 50,248
112		391.1	N/A Off Furn & Eq, PC Sys	$ -	$ -	$ -	$ -	$ -	$ -	$ -	$ -
113		391.2	Computer Hardware	$ 6,471,372	$ 6,224,210	$ 5,992,294	$ 5,831,651	$ 5,583,059	$ 5,334,467	$ 5,172,608	$ 815,599
114		392	Transportation Equip Light	$ 10,185,671	$ 10,107,326	$ 10,028,981	$ 10,427,613	$ 10,347,550	$ 10,267,487	$ 10,668,563	$ (610,359)
115		392.1	Transportation Equip Heavy	$ 1,915,215	$ 1,893,107	$ 1,871,000	$ 1,925,550	$ 1,903,181	$ 1,880,812	$ 1,935,769	$ (41,008)
116		392.2	Transportation Equip Trailer	$ 2,442,337	$ 2,424,443	$ 2,406,550	$ 2,448,278	$ 2,430,156	$ 2,412,034	$ 2,454,055	$ (27,681)
117		392.3	Transportation Equip Medium	$ 6,175,527	$ 6,141,698	$ 6,107,870	$ 6,312,530	$ 6,277,966	$ 6,243,402	$ 6,449,408	$ (337,341)
118		392.4	Transp Equip Special Purpose	$ 111,978	$ 110,682	$ 109,386	$ 108,091	$ 106,795	$ 105,499	$ 104,203	$ 7,775
119		393.0	Stores Equip	$ 471,980	$ 466,436	$ 460,893	$ 471,813	$ 466,178	$ 460,543	$ 471,372	$ (3,371)
120		394.0	Tools, Shop & Garage Equip	$ 13,615,312	$ 13,507,311	$ 13,399,311	$ 13,695,936	$ 13,585,686	$ 13,475,437	$ 13,792,569	$ (205,675)
121		396.0	Power Operated Equipment	$ 5,264,426	$ 5,230,716	$ 5,197,005	$ 5,296,505	$ 5,262,327	$ 5,228,150	$ 5,327,182	$ (94,368)
122		397.0	Communication Equip	$ 1,443,150	$ 1,384,697	$ 1,326,817	$ 1,271,607	$ 1,213,087	$ 1,154,567	$ 1,099,299	$ 325,551
123		398.0	Miscellaneous Equipment	$ 1,188,932	$ 1,178,441	$ 1,171,189	$ 1,179,109	$ 1,168,480	$ 1,157,851	$ 1,165,653	$ (77,234)
124		398.5	Cng Equipment	$ 1,412,164	$ 1,402,879	$ 1,393,593	$ 1,384,308	$ 1,375,023	$ 1,365,737	$ 1,356,452	$ 55,712
125		398.6	Cng Equipment	$ 90,838	$ 90,233	$ 89,629	$ 89,025	$ 88,421	$ 87,816	$ 87,212	$ 3,626
126		398.7	Cng Equipment	$ -	$ -	$ -	$ -	$ -	$ -	$ -	$ -
127		399.1	ARO General Plant 5	$ 3,712	$ 3,712	$ 3,712	$ 3,712	$ 3,712	$ 3,712	$ 3,712	$ -
128	**Gas General Plant Total**			**$ 98,981,866**	**$ 98,251,677**	**$ 97,540,704**	**$ 98,654,603**	**$ 97,916,730**	**$ 97,178,858**	**$ 101,763,832**	**$ (3,928,456)**
129											
130	**Grand Total**			**$ 1,058,516,103**	**$ 1,054,727,908**	**$ 1,055,665,300**	**$ 1,069,254,341**	**$ 1,066,109,803**	**$ 1,071,748,414**	**$ 1,088,487,081**	**$ (41,892,432)**

NEW MEXICO GAS COMPANY, INC.

Net Plant Balances
Base Period - 12 Months Ending March 31, 2023
Future Test Year - 12 Months Ending September 30, 2025

	A	B	C	AZ	BA	BB	BC	BD	BE	BF
3	**Gross Plant-In-Service**	**FERC Acct**	**Description**	**Other Test Period Adjustments**	**Adjusted Future Test Year Ending 9/30/2025**		**Adjusted Base and Test Periods Variance**	**Test Period to Adjusted Base Period Variance - %**		**Rule 630 Schedule or Workpaper Ref.**
4					BB = AY + AZ + BA					
99										
100	**Gas General Plant**	389.0	Land		$ 5,251,377		$ -	0%		630 Schedule B-3 Gross Plant; 630 Schedule C-1.1 Accum
101		390.0	Structures & Improvement		$ 38,333,805		$ 10,889,570	40%		630 Schedule B-3 Gross Plant; 630 Schedule C-1.1 Accum
102		390.1	N/A Structures & Improvement		$ -		$ -			630 Schedule B-3 Gross Plant; 630 Schedule C-1.1 Accum
103		390.2	Struct & Imprv Admin Bldg		$ -		$ -			630 Schedule B-3 Gross Plant; 630 Schedule C-1.1 Accum
104		390.3	Struct & Imprv Business Ctr		$ 641,838		$ (82,711)	-11%		630 Schedule B-3 Gross Plant; 630 Schedule C-1.1 Accum
105		390.4	Struct & Imprv Los Lunas Bl		$ 655		$ (15,910)	-96%		630 Schedule B-3 Gross Plant; 630 Schedule C-1.1 Accum
106		390.5	Struct & Imprv Rio Bravo		$ -		$ -			630 Schedule B-3 Gross Plant; 630 Schedule C-1.1 Accum
107		390.6	Struct & Imprv Rio Rancho		$ -		$ -			630 Schedule B-3 Gross Plant; 630 Schedule C-1.1 Accum
108		390.7	Struct & Imprv Santa Fe		$ -		$ -			630 Schedule B-3 Gross Plant; 630 Schedule C-1.1 Accum
109		390.8	Struct & Imprv SF Pymt Ctr		$ 4,663		$ (7,444)	-61%		630 Schedule B-3 Gross Plant; 630 Schedule C-1.1 Accum
110		390.9	Solar Structures		$ 2,845,232		$ (235,516)	-8%		630 Schedule B-3 Gross Plant; 630 Schedule C-1.1 Accum
111		391	Office Furniture & Equip		$ 858,524		$ (200,972)	-19%		630 Schedule B-3 Gross Plant; 630 Schedule C-1.1 Accum
112		391.1	N/A Off Furn & Eq, PC Sys		$ -		$ -			630 Schedule B-3 Gross Plant; 630 Schedule C-1.1 Accum
113		391.2	Computer Hardware		$ 5,988,207		$ (606,145)	-9%		630 Schedule B-3 Gross Plant; 630 Schedule C-1.1 Accum
114		392	Transportation Equip Light		$ 10,058,203		$ 3,066,058	44%		630 Schedule B-3 Gross Plant; 630 Schedule C-1.1 Accum
115		392.1	Transportation Equip Heavy		$ 1,894,761		$ 174,076	10%		630 Schedule B-3 Gross Plant; 630 Schedule C-1.1 Accum
116		392.2	Transportation Equip Trailer		$ 2,426,373		$ 125,222	5%		630 Schedule B-3 Gross Plant; 630 Schedule C-1.1 Accum
117		392.3	Transportation Equip Medium		$ 6,112,067		$ 1,596,105	35%		630 Schedule B-3 Gross Plant; 630 Schedule C-1.1 Accum
118		392.4	Transp Equip Special Purpose		$ 111,978		$ (31,359)	-22%		630 Schedule B-3 Gross Plant; 630 Schedule C-1.1 Accum
119		393.0	Stores Equip		$ 468,000		$ 103,881	29%		630 Schedule B-3 Gross Plant; 630 Schedule C-1.1 Accum
120		394.0	Tools, Shop & Garage Equip		$ 13,586,895		$ 1,239,540	10%		630 Schedule B-3 Gross Plant; 630 Schedule C-1.1 Accum
121		396.0	Power Operated Equipment		$ 5,232,815		$ 1,049,737	25%		630 Schedule B-3 Gross Plant; 630 Schedule C-1.1 Accum
122		397.0	Communication Equip		$ 1,424,850		$ (1,048,391)	-42%		630 Schedule B-3 Gross Plant; 630 Schedule C-1.1 Accum
123		398.0	Miscellaneous Equipment		$ 1,088,419		$ 781,703	255%		630 Schedule B-3 Gross Plant; 630 Schedule C-1.1 Accum
124		398.5	Cng Equipment		$ 1,412,164		$ (176,421)	-11%		630 Schedule B-3 Gross Plant; 630 Schedule C-1.1 Accum
125		398.6	Cng Equipment		$ 90,838		$ (11,482)	-11%		630 Schedule B-3 Gross Plant; 630 Schedule C-1.1 Accum
126		398.7	Cng Equipment		$ -		$ -			630 Schedule B-3 Gross Plant; 630 Schedule C-1.1 Accum
127		399.1	ARO General Plant 5		$ 3,712		$ (125)	-3%		630 Schedule B-3 Gross Plant; 630 Schedule C-1.1 Accum
128	**Gas General Plant Total**			**$ -**	**$ 97,835,376**		**$ 16,609,416**	**20%**		
129										
130	**Grand Total**			**$ -**	**$ 1,046,594,649**		**$ 184,035,541**	**21%**		

Sponsored by NMGC Witness Erik C. Buchanan

WP Plant 1 Net Plant Balances

NEW MEXICO GAS COMPANY, INC.

Plant Gross Activity
Base Period - 12 Months Ending March 31, 2023
Future Test Year - 12 Months Ending September 30, 2025

	A	B	C	D	E	F	G	H	I	J	K	L
3	Investment Number	FP Number	Investment Name	FP Type	FERC Account	4/30/2023	5/31/2023	6/30/2023	7/31/2023	8/31/2023	9/30/2023	10/31/2023
4	111111111	0	LTF placeholder for Tangible Investments	FP-NMG Dist Specific-Replace	376.1	$ -	$ -	$ 0	$ -	$ -	$ -	$ -
5	111111111	0	LTF placeholder for Tangible Investments	FP-NMG Dist Specific-Replace	376.2	$ -	$ -	$ 0	$ -	$ -	$ -	$ -
6	111111111	0	LTF placeholder for Tangible Investments	FP-NMG Dist Specific-Replace	376.4	$ -	$ -	$ 0	$ -	$ -	$ -	$ -
7	111111111	0	LTF placeholder for Tangible Investments	FP-NMG Dist Specific-Replace	380.0	$ -	$ -	$ 0	$ -	$ -	$ -	$ -
8	222222222	0	LTF placeholder for Intangible Investments	FP-NMG Intangible	303.3	$ -	$ -	$ -	$ -	$ -	$ -	$ -
9	333333333	0	LTF placeholder for LNG Land	FP-NMG Land_Structures&Improven	390.0	$ -	$ -	$ -	$ -	$ -	$ -	$ -
10	444444444	0	LTF placeholder for LNG Plant	FP-NMG Transm Specifics-New	367.1	$ -	$ -	$ -	$ -	$ -	$ -	$ -
11	444444444	0	LTF placeholder for LNG Plant	FP-NMG Transm Specifics-New	368.0	$ -	$ -	$ -	$ -	$ -	$ -	$ -
12	444444444	0	LTF placeholder for LNG Plant	FP-NMG Transm Specifics-New	369.0	$ -	$ -	$ -	$ -	$ -	$ -	$ -
13	T680000001	TEMP	Starlake #11 Turbine Overhaul	0		$ -	$ -	$ -	$ -	$ -	$ -	$ -
14	T626000002	TEMP	Clovis to Portales ILI Modifications	0		$ -	$ -	$ -	$ -	$ -	$ -	$ -
15	T626000003	TEMP	Tucumcari Border Stations	0		$ -	$ -	$ -	$ -	$ -	$ -	$ -
16	T660000004	TEMP	Alcalde Emergency Gen Install	0		$ -	$ -	$ -	$ -	$ -	$ -	$ -
17	T621000005	TEMP	Chaparral Grounding Grid Install	0		$ -	$ -	$ -	$ -	$ -	$ -	$ -
18	T610000006	TEMP	Espejo Fire Suppression	0		$ -	$ -	$ -	$ -	$ -	$ -	$ -
19	T610000007	TEMP	Espejo Workshop	0		$ -	$ -	$ -	$ -	$ -	$ -	$ -
20	T680000008	PRE-07462	Bluffview Powerplant - ILI Modification	FP-NMG Transm Specific-Replace	367.1	$ -	$ -	$ -	$ -	$ -	$ -	$ -
21	T680000008	PRE-07462	Bluffview Powerplant - ILI Modification	FP-NMG Transm Specific-Replace	368.0	$ -	$ -	$ -	$ -	$ -	$ -	$ -
22	T680000008	PRE-07462	Bluffview Powerplant - ILI Modification	FP-NMG Transm Specific-Replace	369.0	$ -	$ -	$ -	$ -	$ -	$ -	$ -
23	601000009	TEMP	SCADA Radio Replacement	0		$ -	$ -	$ -	$ -	$ -	$ -	$ -
24	601000010	TEMP	Integrated Security Solution-Badge System	0		$ -	$ -	$ -	$ -	$ -	$ -	$ -
25	601000011	TEMP	Video Security Upgrade	0		$ -	$ -	$ -	$ -	$ -	$ -	$ -
26	601000012	NCP-10947	SAN Project	FP-NMG Office Furn & Equip	391.2	$ -	$ -	$ -	$ -	$ -	$ -	$ -
27	601000012	NCP-10947	SAN Project	FP-NMG Office Furn & Equip	397.0	$ -	$ -	$ -	$ -	$ -	$ -	$ -
28	601000012	NCP-10947	SAN Project	FP-NMG Office Furn & Equip	398.0	$ -	$ -	$ -	$ -	$ -	$ -	$ -
29	601000013	TEMP	Miscellaneous Hardware	0		$ -	$ -	$ -	$ -	$ -	$ -	$ -
30	601000014	TEMP	DFS to Replace File Servers	0		$ -	$ -	$ -	$ -	$ -	$ -	$ -
31	601000015	TEMP	Checkpoint Firewall Replacement	0		$ -	$ -	$ -	$ -	$ -	$ -	$ -
32	601000016	TEMP	Unix Hardware Refresh	0		$ -	$ -	$ -	$ -	$ -	$ -	$ -
33	601000017	TEMP	Vista Replacement	0		$ -	$ -	$ -	$ -	$ -	$ -	$ -
34	601000018	NCP-00000	Quorum Upgrade v.16	0		$ -	$ -	$ -	$ -	$ -	$ -	$ -
35	601000019	TEMP	Tracking & Tracing	0		$ -	$ -	$ -	$ -	$ -	$ -	$ -
36	601000020	TEMP	Asset Investment Planning Management Solution	0		$ -	$ -	$ -	$ -	$ -	$ -	$ -
37	601000021	TEMP	Asset Suite Upgrade 2018	0		$ -	$ -	$ -	$ -	$ -	$ -	$ -
38	601000022	TEMP	Pasta Upgrade and Integration with Asset & Compliance Systems	0		$ -	$ -	$ -	$ -	$ -	$ -	$ -
39	601000023	NCP-12153	Essentials/Inspection Manager	FP-NMG Intangible	303.3	$ -	$ -	$ -	$ -	$ -	$ -	$ -
40	601000024	NCP-12154	Safety Central Upgrade	FP-NMG Intangible	303.3	$ -	$ -	$ -	$ -	$ -	$ -	$ -
41	601000025	NCP-09768	Geofields Replace (TIMP Software DNVGL)	FP-NMG Intangible	303.3	$ -	$ -	$ 2,844	$ -	$ -	$ -	$ -
42	601000026	NCP-11847	ITS NMGC Data Feed	FP-NMG Intangible	303.3	$ -	$ -	$ -	$ -	$ -	$ -	$ -
43	601000027	NCP-10965	PCI Compliance	FP-NMG Intangible	303.3	$ -	$ -	$ -	$ -	$ -	$ -	$ -
44	601000028	NCP-12155	KorWeb Upgrade	FP-NMG Intangible	303.3	$ -	$ -	$ -	$ -	$ -	$ -	$ -
45	601000029	PRE-07466	Transmission Remote Control Valves (RCVs)	FP-NMG Transm Specific-Replace	367.1	$ -	$ -	$ -	$ -	$ -	$ -	$ -
46	601000029	PRE-07466	Transmission Remote Control Valves (RCVs)	FP-NMG Transm Specific-Replace	368.0	$ -	$ -	$ -	$ -	$ -	$ -	$ -
47	601000029	PRE-07466	Transmission Remote Control Valves (RCVs)	FP-NMG Transm Specific-Replace	369.0	$ -	$ -	$ -	$ -	$ -	$ -	$ -
48	610000030	PRE-06763	ALB Bare Main Rio Grande and Merritt	FP-NMG Dist Specific-Replace	376.1	$ -	$ -	$ -	$ -	$ -	$ -	$ -
49	610000030	PRE-06763	ALB Bare Main Rio Grande and Merritt	FP-NMG Dist Specific-Replace	376.2	$ -	$ -	$ -	$ -	$ -	$ -	$ -
50	610000030	PRE-06763	ALB Bare Main Rio Grande and Merritt	FP-NMG Dist Specific-Replace	376.4	$ -	$ -	$ -	$ -	$ -	$ -	$ -
51	610000030	PRE-06763	ALB Bare Main Rio Grande and Merritt	FP-NMG Dist Specific-Replace	380.0	$ -	$ -	$ -	$ -	$ -	$ -	$ -
52	T624000031	PRE-07464	Beker Border Stations	FP-NMG Transm Specific-Replace	367.1	$ -	$ -	$ -	$ -	$ -	$ -	$ -
53	T624000031	PRE-07464	Beker Border Stations	FP-NMG Transm Specific-Replace	368.0	$ -	$ -	$ -	$ -	$ -	$ -	$ -
54	T624000031	PRE-07464	Beker Border Stations	FP-NMG Transm Specific-Replace	369.0	$ -	$ -	$ -	$ -	$ -	$ -	$ -
55	626000032	TEMP	PVC/ABS Matrix Replacement Projects - Northwest Cannon PVC	0		$ -	$ -	$ -	$ -	$ -	$ -	$ -
56	624000033	PRE-07422	CAR PVC/ABS Otis Extension	FP-NMG Dist Specific-Replace	376.1	$ -	$ -	$ -	$ -	$ -	$ -	$ -
57	624000033	PRE-07422	CAR PVC/ABS Otis Extension	FP-NMG Dist Specific-Replace	376.2	$ -	$ -	$ -	$ -	$ -	$ -	$ -
58	624000033	PRE-07422	CAR PVC/ABS Otis Extension	FP-NMG Dist Specific-Replace	376.4	$ -	$ -	$ -	$ -	$ -	$ -	$ -
59	624000033	PRE-07422	CAR PVC/ABS Otis Extension	FP-NMG Dist Specific-Replace	380.0	$ -	$ -	$ -	$ -	$ -	$ -	$ -

NEW MEXICO GAS COMPANY, INC.

Plant Gross Activity
Base Period - 12 Months Ending March 31, 2023
Future Test Year - 12 Months Ending September 30, 2025

	A	B	C	D	E	M	N	O	P	Q	R	S	T
3	Investment Number	FP Number	Investment Name	FP Type	FERC Account	11/30/2023	12/31/2023	1/31/2024	2/29/2024	3/31/2024	4/30/2024	5/31/2024	6/30/2024
4	111111111	0	LTF placeholder for Tangible Investments	FP-NMG Dist Specific-Replace	376.1	$ -	$ -	$ -	$ -	$ -	$ -	$ -	$ -
5	111111111	0	LTF placeholder for Tangible Investments	FP-NMG Dist Specific-Replace	376.2	$ -	$ -	$ -	$ -	$ -	$ -	$ -	$ -
6	111111111	0	LTF placeholder for Tangible Investments	FP-NMG Dist Specific-Replace	376.4	$ -	$ -	$ -	$ -	$ -	$ -	$ -	$ -
7	111111111	0	LTF placeholder for Tangible Investments	FP-NMG Dist Specific-Replace	380.0	$ -	$ -	$ -	$ -	$ -	$ -	$ -	$ -
8	222222222	0	LTF placeholder for Intangible Investments	FP-NMG Intangible	303.3	$ -	$ -	$ -	$ -	$ -	$ -	$ -	$ -
9	333333333	0	LTF placeholder for LNG Land	FP-NMG Land_Structures&Improven	390.0	$ -	$ -	$ -	$ -	$ -	$ -	$ -	$ -
10	444444444	0	LTF placeholder for LNG Plant	FP-NMG Transm Specifics-New	367.1	$ -	$ -	$ -	$ -	$ -	$ -	$ -	$ -
11	444444444	0	LTF placeholder for LNG Plant	FP-NMG Transm Specifics-New	368.0	$ -	$ -	$ -	$ -	$ -	$ -	$ -	$ -
12	444444444	0	LTF placeholder for LNG Plant	FP-NMG Transm Specifics-New	369.0	$ -	$ -	$ -	$ -	$ -	$ -	$ -	$ -
13	T680000001	TEMP	Starlake #11 Turbine Overhaul	0		$ -	$ -	$ -	$ -	$ -	$ -	$ -	$ -
14	T626000002	TEMP	Clovis to Portales ILI Modifications	0		$ -	$ -	$ -	$ -	$ -	$ -	$ -	$ -
15	T626000003	TEMP	Tucumcari Border Stations	0		$ -	$ -	$ -	$ -	$ -	$ -	$ -	$ -
16	T660000004	TEMP	Alcalde Emergency Gen Install	0		$ -	$ -	$ -	$ -	$ -	$ -	$ -	$ -
17	T621000005	TEMP	Chaparral Grounding Grid Install	0		$ -	$ -	$ -	$ -	$ -	$ -	$ -	$ -
18	T610000006	TEMP	Espejo Fire Suppression	0		$ -	$ -	$ -	$ -	$ -	$ -	$ -	$ -
19	T610000007	TEMP	Espejo Workshop	0		$ -	$ -	$ -	$ -	$ -	$ -	$ -	$ -
20	T680000008	PRE-07462	Bluffview Powerplant - ILI Modification	FP-NMG Transm Specific-Replace	367.1	$ -	$ -	$ -	$ -	$ -	$ -	$ -	$ -
21	T680000008	PRE-07462	Bluffview Powerplant - ILI Modification	FP-NMG Transm Specific-Replace	368.0	$ -	$ -	$ -	$ -	$ -	$ -	$ -	$ -
22	T680000008	PRE-07462	Bluffview Powerplant - ILI Modification	FP-NMG Transm Specific-Replace	369.0	$ -	$ -	$ -	$ -	$ -	$ -	$ -	$ -
23	601000009	TEMP	SCADA Radio Replacement	0		$ -	$ -	$ -	$ -	$ -	$ -	$ -	$ -
24	601000010	TEMP	Integrated Security Solution-Badge System	0		$ -	$ -	$ -	$ -	$ -	$ -	$ -	$ -
25	601000011	TEMP	Video Security Upgrade	0		$ -	$ -	$ -	$ -	$ -	$ -	$ -	$ -
26	601000012	NCP-10947	SAN Project	FP-NMG Office Furn & Equip	391.2	$ -	$ -	$ -	$ -	$ -	$ -	$ -	$ -
27	601000012	NCP-10947	SAN Project	FP-NMG Office Furn & Equip	397.0	$ -	$ -	$ -	$ -	$ -	$ -	$ -	$ -
28	601000012	NCP-10947	SAN Project	FP-NMG Office Furn & Equip	398.0	$ -	$ -	$ -	$ -	$ -	$ -	$ -	$ -
29	601000013	TEMP	Miscellaneous Hardware	0		$ -	$ -	$ -	$ -	$ -	$ -	$ -	$ -
30	601000014	TEMP	DFS to Replace File Servers	0		$ -	$ -	$ -	$ -	$ -	$ -	$ -	$ -
31	601000015	TEMP	Checkpoint Firewall Replacement	0		$ -	$ -	$ -	$ -	$ -	$ -	$ -	$ -
32	601000016	TEMP	Unix Hardware Refresh	0		$ -	$ -	$ -	$ -	$ -	$ -	$ -	$ -
33	601000017	TEMP	Vista Replacement	0		$ -	$ -	$ -	$ -	$ -	$ -	$ -	$ -
34	601000018	NCP-00000	Quorum Upgrade v.16	0		$ -	$ -	$ -	$ -	$ -	$ -	$ -	$ -
35	601000019	TEMP	Tracking & Tracing	0		$ -	$ -	$ -	$ -	$ -	$ -	$ -	$ -
36	601000020	TEMP	Asset Investment Planning Management Solution	0		$ -	$ -	$ -	$ -	$ -	$ -	$ -	$ -
37	601000021	TEMP	Asset Suite Upgrade 2018	0		$ -	$ -	$ -	$ -	$ -	$ -	$ -	$ -
38	601000022	TEMP	Pasta Upgrade and Integration with Asset & Compliance Systems	0		$ -	$ -	$ -	$ -	$ -	$ -	$ -	$ -
39	601000023	NCP-12153	Essentials/Inspection Manager	FP-NMG Intangible	303.3	$ -	$ -	$ -	$ -	$ -	$ -	$ -	$ -
40	601000024	NCP-12154	Safety Central Upgrade	FP-NMG Intangible	303.3	$ -	$ -	$ -	$ -	$ -	$ -	$ -	$ -
41	601000025	NCP-09768	Geofields Replace (TIMP Software DNVGL)	FP-NMG Intangible	303.3	$ -	$ -	$ -	$ -	$ -	$ -	$ -	$ -
42	601000026	NCP-11847	ITS NMGC Data Feed	FP-NMG Intangible	303.3	$ -	$ -	$ -	$ -	$ -	$ -	$ -	$ -
43	601000027	NCP-10965	PCI Compliance	FP-NMG Intangible	303.3	$ -	$ -	$ -	$ -	$ -	$ -	$ -	$ -
44	601000028	NCP-12155	KorWeb Upgrade	FP-NMG Intangible	303.3	$ -	$ -	$ -	$ -	$ -	$ -	$ -	$ -
45	601000029	PRE-07466	Transmission Remote Control Valves (RCVs)	FP-NMG Transm Specific-Replace	367.1	$ -	$ -	$ -	$ -	$ -	$ -	$ -	$ -
46	601000029	PRE-07466	Transmission Remote Control Valves (RCVs)	FP-NMG Transm Specific-Replace	368.0	$ -	$ -	$ -	$ -	$ -	$ -	$ -	$ -
47	601000029	PRE-07466	Transmission Remote Control Valves (RCVs)	FP-NMG Transm Specific-Replace	369.0	$ -	$ -	$ -	$ -	$ -	$ -	$ -	$ -
48	610000030	PRE-06763	ALB Bare Main Rio Grande and Merritt	FP-NMG Dist Specific-Replace	376.1	$ -	$ -	$ -	$ -	$ -	$ -	$ -	$ -
49	610000030	PRE-06763	ALB Bare Main Rio Grande and Merritt	FP-NMG Dist Specific-Replace	376.2	$ -	$ -	$ -	$ -	$ -	$ -	$ -	$ -
50	610000030	PRE-06763	ALB Bare Main Rio Grande and Merritt	FP-NMG Dist Specific-Replace	376.4	$ -	$ -	$ -	$ -	$ -	$ -	$ -	$ -
51	610000030	PRE-06763	ALB Bare Main Rio Grande and Merritt	FP-NMG Dist Specific-Replace	380.0	$ -	$ -	$ -	$ -	$ -	$ -	$ -	$ -
52	T624000031	PRE-07464	Beker Border Stations	FP-NMG Transm Specific-Replace	367.1	$ -	$ -	$ -	$ -	$ -	$ -	$ -	$ -
53	T624000031	PRE-07464	Beker Border Stations	FP-NMG Transm Specific-Replace	368.0	$ -	$ -	$ -	$ -	$ -	$ -	$ -	$ -
54	T624000031	PRE-07464	Beker Border Stations	FP-NMG Transm Specific-Replace	369.0	$ -	$ -	$ -	$ -	$ -	$ -	$ -	$ -
55	626000032	TEMP	PVC/ABS Matrix Replacement Projects - Northwest Cannon PVC	0		$ -	$ -	$ -	$ -	$ -	$ -	$ -	$ -
56	624000033	PRE-07422	CAR PVC/ABS Otis Extension	FP-NMG Dist Specific-Replace	376.1	$ -	$ -	$ -	$ -	$ -	$ -	$ -	$ -
57	624000033	PRE-07422	CAR PVC/ABS Otis Extension	FP-NMG Dist Specific-Replace	376.2	$ -	$ -	$ -	$ -	$ -	$ -	$ -	$ -
58	624000033	PRE-07422	CAR PVC/ABS Otis Extension	FP-NMG Dist Specific-Replace	376.4	$ -	$ -	$ -	$ -	$ -	$ -	$ -	$ -
59	624000033	PRE-07422	CAR PVC/ABS Otis Extension	FP-NMG Dist Specific-Replace	380.0	$ -	$ -	$ -	$ -	$ -	$ -	$ -	$ -

NEW MEXICO GAS COMPANY, INC.

Plant Gross Activity
Base Period - 12 Months Ending March 31, 2023
Future Test Year - 12 Months Ending September 30, 2025

	A	B	C	D	E	U	V	W	X	Y	Z	AA
3	Investment Number	FP Number	Investment Name	FP Type	FERC Account	7/31/2024	8/31/2024	9/30/2024	10/31/2024	11/30/2024	12/31/2024	1/31/2025
4	111111111	0	LTF placeholder for Tangible Investments	FP-NMG Dist Specific-Replace	376.1	$ -	$ -	$ -	$ -	$ -	$ -	$ -
5	111111111	0	LTF placeholder for Tangible Investments	FP-NMG Dist Specific-Replace	376.2	$ -	$ -	$ -	$ -	$ -	$ -	$ -
6	111111111	0	LTF placeholder for Tangible Investments	FP-NMG Dist Specific-Replace	376.4	$ -	$ -	$ -	$ -	$ -	$ -	$ -
7	111111111	0	LTF placeholder for Tangible Investments	FP-NMG Dist Specific-Replace	380.0	$ -	$ -	$ -	$ -	$ -	$ -	$ -
8	222222222	0	LTF placeholder for Intangible Investments	FP-NMG Intangible	303.3	$ -	$ -	$ -	$ -	$ -	$ -	$ -
9	333333333	0	LTF placeholder for LNG Land	FP-NMG Land_Structures&Improven	390.0	$ -	$ -	$ -	$ -	$ -	$ -	$ -
10	444444444	0	LTF placeholder for LNG Plant	FP-NMG Transm Specifics-New	367.1	$ -	$ -	$ -	$ -	$ -	$ -	$ -
11	444444444	0	LTF placeholder for LNG Plant	FP-NMG Transm Specifics-New	368.0	$ -	$ -	$ -	$ -	$ -	$ -	$ -
12	444444444	0	LTF placeholder for LNG Plant	FP-NMG Transm Specifics-New	369.0	$ -	$ -	$ -	$ -	$ -	$ -	$ -
13	T680000001	TEMP	Starlake #11 Turbine Overhaul	0		$ -	$ -	$ -	$ -	$ -	$ -	$ -
14	T626000002	TEMP	Clovis to Portales ILI Modifications	0		$ -	$ -	$ -	$ -	$ -	$ -	$ -
15	T626000003	TEMP	Tucumcari Border Stations	0		$ -	$ -	$ -	$ -	$ -	$ -	$ -
16	T660000004	TEMP	Alcalde Emergency Gen Install	0		$ -	$ -	$ -	$ -	$ -	$ -	$ -
17	T621000005	TEMP	Chaparral Grounding Grid Install	0		$ -	$ -	$ -	$ -	$ -	$ -	$ -
18	T610000006	TEMP	Espejo Fire Suppression	0		$ -	$ -	$ -	$ -	$ -	$ -	$ -
19	T610000007	TEMP	Espejo Workshop	0		$ -	$ -	$ -	$ -	$ -	$ -	$ -
20	T680000008	PRE-07462	Bluffview Powerplant - ILI Modification	FP-NMG Transm Specific-Replace	367.1	$ -	$ -	$ -	$ -	$ -	$ -	$ -
21	T680000008	PRE-07462	Bluffview Powerplant - ILI Modification	FP-NMG Transm Specific-Replace	368.0	$ -	$ -	$ -	$ -	$ -	$ -	$ -
22	T680000008	PRE-07462	Bluffview Powerplant - ILI Modification	FP-NMG Transm Specific-Replace	369.0	$ -	$ -	$ -	$ -	$ -	$ -	$ -
23	601000009	TEMP	SCADA Radio Replacement	0		$ -	$ -	$ -	$ -	$ -	$ -	$ -
24	601000010	TEMP	Integrated Security Solution-Badge System	0		$ -	$ -	$ -	$ -	$ -	$ -	$ -
25	601000011	TEMP	Video Security Upgrade	0		$ -	$ -	$ -	$ -	$ -	$ -	$ -
26	601000012	NCP-10947	SAN Project	FP-NMG Office Furn & Equip	391.2	$ -	$ -	$ -	$ -	$ -	$ -	$ -
27	601000012	NCP-10947	SAN Project	FP-NMG Office Furn & Equip	397.0	$ -	$ -	$ -	$ -	$ -	$ -	$ -
28	601000012	NCP-10947	SAN Project	FP-NMG Office Furn & Equip	398.0	$ -	$ -	$ -	$ -	$ -	$ -	$ -
29	601000013	TEMP	Miscellaneous Hardware	0		$ -	$ -	$ -	$ -	$ -	$ -	$ -
30	601000014	TEMP	DFS to Replace File Servers	0		$ -	$ -	$ -	$ -	$ -	$ -	$ -
31	601000015	TEMP	Checkpoint Firewall Replacement	0		$ -	$ -	$ -	$ -	$ -	$ -	$ -
32	601000016	TEMP	Unix Hardware Refresh	0		$ -	$ -	$ -	$ -	$ -	$ -	$ -
33	601000017	TEMP	Vista Replacement	0		$ -	$ -	$ -	$ -	$ -	$ -	$ -
34	601000018	NCP-00000	Quorum Upgrade v.16	0		$ -	$ -	$ -	$ -	$ -	$ -	$ -
35	601000019	TEMP	Tracking & Tracing	0		$ -	$ -	$ -	$ -	$ -	$ -	$ -
36	601000020	TEMP	Asset Investment Planning Management Solution	0		$ -	$ -	$ -	$ -	$ -	$ -	$ -
37	601000021	TEMP	Asset Suite Upgrade 2018	0		$ -	$ -	$ -	$ -	$ -	$ -	$ -
38	601000022	TEMP	Pasta Upgrade and Integration with Asset & Compliance Systems	0		$ -	$ -	$ -	$ -	$ -	$ -	$ -
39	601000023	NCP-12153	Essentials/Inspection Manager	FP-NMG Intangible	303.3	$ -	$ -	$ -	$ -	$ -	$ -	$ -
40	601000024	NCP-12154	Safety Central Upgrade	FP-NMG Intangible	303.3	$ -	$ -	$ -	$ -	$ -	$ -	$ -
41	601000025	NCP-09768	Geofields Replace (TIMP Software DNVGL)	FP-NMG Intangible	303.3	$ -	$ -	$ -	$ -	$ -	$ -	$ -
42	601000026	NCP-11847	ITS NMGC Data Feed	FP-NMG Intangible	303.3	$ -	$ -	$ -	$ -	$ -	$ -	$ -
43	601000027	NCP-10965	PCI Compliance	FP-NMG Intangible	303.3	$ -	$ -	$ -	$ -	$ -	$ -	$ -
44	601000028	NCP-12155	KorWeb Upgrade	FP-NMG Intangible	303.3	$ -	$ -	$ -	$ -	$ -	$ -	$ -
45	601000029	PRE-07466	Transmission Remote Control Valves (RCVs)	FP-NMG Transm Specific-Replace	367.1	$ -	$ -	$ -	$ -	$ -	$ -	$ -
46	601000029	PRE-07466	Transmission Remote Control Valves (RCVs)	FP-NMG Transm Specific-Replace	368.0	$ -	$ -	$ -	$ -	$ -	$ -	$ -
47	601000029	PRE-07466	Transmission Remote Control Valves (RCVs)	FP-NMG Transm Specific-Replace	369.0	$ -	$ -	$ -	$ -	$ -	$ -	$ -
48	610000030	PRE-06763	ALB Bare Main Rio Grande and Merritt	FP-NMG Dist Specific-Replace	376.1	$ -	$ -	$ -	$ -	$ -	$ -	$ -
49	610000030	PRE-06763	ALB Bare Main Rio Grande and Merritt	FP-NMG Dist Specific-Replace	376.2	$ -	$ -	$ -	$ -	$ -	$ -	$ -
50	610000030	PRE-06763	ALB Bare Main Rio Grande and Merritt	FP-NMG Dist Specific-Replace	376.4	$ -	$ -	$ -	$ -	$ -	$ -	$ -
51	610000030	PRE-06763	ALB Bare Main Rio Grande and Merritt	FP-NMG Dist Specific-Replace	380.0	$ -	$ -	$ -	$ -	$ -	$ -	$ -
52	T624000031	PRE-07464	Beker Border Stations	FP-NMG Transm Specific-Replace	367.1	$ -	$ -	$ -	$ -	$ -	$ -	$ -
53	T624000031	PRE-07464	Beker Border Stations	FP-NMG Transm Specific-Replace	368.0	$ -	$ -	$ -	$ -	$ -	$ -	$ -
54	T624000031	PRE-07464	Beker Border Stations	FP-NMG Transm Specific-Replace	369.0	$ -	$ -	$ -	$ -	$ -	$ -	$ -
55	626000032	TEMP	PVC/ABS Matrix Replacement Projects - Northwest Cannon PVC	0		$ -	$ -	$ -	$ -	$ -	$ -	$ -
56	624000033	PRE-07422	CAR PVC/ABS Otis Extension	FP-NMG Dist Specific-Replace	376.1	$ -	$ -	$ -	$ -	$ -	$ -	$ -
57	624000033	PRE-07422	CAR PVC/ABS Otis Extension	FP-NMG Dist Specific-Replace	376.2	$ -	$ -	$ -	$ -	$ -	$ -	$ -
58	624000033	PRE-07422	CAR PVC/ABS Otis Extension	FP-NMG Dist Specific-Replace	376.4	$ -	$ -	$ -	$ -	$ -	$ -	$ -
59	624000033	PRE-07422	CAR PVC/ABS Otis Extension	FP-NMG Dist Specific-Replace	380.0	$ -	$ -	$ -	$ -	$ -	$ -	$ -

NEW MEXICO GAS COMPANY, INC.

Plant Gross Activity
Base Period - 12 Months Ending March 31, 2023
Future Test Year - 12 Months Ending September 30, 2025

	A	B	C	D	E	AB	AC	AD	AE	AF	AG	AH	AI
3	Investment Number	FP Number	Investment Name	FP Type	FERC Account	2/28/2025	3/31/2025	4/30/2025	5/31/2025	6/30/2025	7/31/2025	8/31/2025	9/30/2025
4	111111111	0	LTF placeholder for Tangible Investments	FP-NMG Dist Specific-Replace	376.1	$ -	$ -	$ -	$ -	$ -	$ -	$ -	$ -
5	111111111	0	LTF placeholder for Tangible Investments	FP-NMG Dist Specific-Replace	376.2	$ -	$ -	$ -	$ -	$ -	$ -	$ -	$ -
6	111111111	0	LTF placeholder for Tangible Investments	FP-NMG Dist Specific-Replace	376.4	$ -	$ -	$ -	$ -	$ -	$ -	$ -	$ -
7	111111111	0	LTF placeholder for Tangible Investments	FP-NMG Dist Specific-Replace	380.0	$ -	$ -	$ -	$ -	$ -	$ -	$ -	$ -
8	222222222	0	LTF placeholder for Intangible Investments	FP-NMG Intangible	303.3	$ -	$ -	$ -	$ -	$ -	$ -	$ -	$ -
9	333333333	0	LTF placeholder for LNG Land	FP-NMG Land_Structures&Improven	390.0	$ -	$ -	$ -	$ -	$ -	$ -	$ -	$ -
10	444444444	0	LTF placeholder for LNG Plant	FP-NMG Transm Specifics-New	367.1	$ -	$ -	$ -	$ -	$ -	$ -	$ -	$ -
11	444444444	0	LTF placeholder for LNG Plant	FP-NMG Transm Specifics-New	368.0	$ -	$ -	$ -	$ -	$ -	$ -	$ -	$ -
12	444444444	0	LTF placeholder for LNG Plant	FP-NMG Transm Specifics-New	369.0	$ -	$ -	$ -	$ -	$ -	$ -	$ -	$ -
13	T680000001	TEMP	Starlake #11 Turbine Overhaul	0		$ -	$ -	$ -	$ -	$ -	$ -	$ -	$ -
14	T626000002	TEMP	Clovis to Portales ILI Modifications	0		$ -	$ -	$ -	$ -	$ -	$ -	$ -	$ -
15	T626000003	TEMP	Tucumcari Border Stations	0		$ -	$ -	$ -	$ -	$ -	$ -	$ -	$ -
16	T660000004	TEMP	Alcalde Emergency Gen Install	0		$ -	$ -	$ -	$ -	$ -	$ -	$ -	$ -
17	T621000005	TEMP	Chaparral Grounding Grid Install	0		$ -	$ -	$ -	$ -	$ -	$ -	$ -	$ -
18	T610000006	TEMP	Espejo Fire Suppression	0		$ -	$ -	$ -	$ -	$ -	$ -	$ -	$ -
19	T610000007	TEMP	Espejo Workshop	0		$ -	$ -	$ -	$ -	$ -	$ -	$ -	$ -
20	T680000008	PRE-07462	Bluffview Powerplant - ILI Modification	FP-NMG Transm Specific-Replace	367.1	$ -	$ -	$ -	$ -	$ -	$ -	$ -	$ -
21	T680000008	PRE-07462	Bluffview Powerplant - ILI Modification	FP-NMG Transm Specific-Replace	368.0	$ -	$ -	$ -	$ -	$ -	$ -	$ -	$ -
22	T680000008	PRE-07462	Bluffview Powerplant - ILI Modification	FP-NMG Transm Specific-Replace	369.0	$ -	$ -	$ -	$ -	$ -	$ -	$ -	$ -
23	601000009	TEMP	SCADA Radio Replacement	0		$ -	$ -	$ -	$ -	$ -	$ -	$ -	$ -
24	601000010	TEMP	Integrated Security Solution-Badge System	0		$ -	$ -	$ -	$ -	$ -	$ -	$ -	$ -
25	601000011	TEMP	Video Security Upgrade	0		$ -	$ -	$ -	$ -	$ -	$ -	$ -	$ -
26	601000012	NCP-10947	SAN Project	FP-NMG Office Furn & Equip	391.2	$ -	$ -	$ -	$ -	$ -	$ -	$ -	$ -
27	601000012	NCP-10947	SAN Project	FP-NMG Office Furn & Equip	397.0	$ -	$ -	$ -	$ -	$ -	$ -	$ -	$ -
28	601000012	NCP-10947	SAN Project	FP-NMG Office Furn & Equip	398.0	$ -	$ -	$ -	$ -	$ -	$ -	$ -	$ -
29	601000013	TEMP	Miscellaneous Hardware	0		$ -	$ -	$ -	$ -	$ -	$ -	$ -	$ -
30	601000014	TEMP	DFS to Replace File Servers	0		$ -	$ -	$ -	$ -	$ -	$ -	$ -	$ -
31	601000015	TEMP	Checkpoint Firewall Replacement	0		$ -	$ -	$ -	$ -	$ -	$ -	$ -	$ -
32	601000016	TEMP	Unix Hardware Refresh	0		$ -	$ -	$ -	$ -	$ -	$ -	$ -	$ -
33	601000017	TEMP	Vista Replacement	0		$ -	$ -	$ -	$ -	$ -	$ -	$ -	$ -
34	601000018	NCP-00000	Quorum Upgrade v.16	0		$ -	$ -	$ -	$ -	$ -	$ -	$ -	$ -
35	601000019	TEMP	Tracking & Tracing	0		$ -	$ -	$ -	$ -	$ -	$ -	$ -	$ -
36	601000020	TEMP	Asset Investment Planning Management Solution	0		$ -	$ -	$ -	$ -	$ -	$ -	$ -	$ -
37	601000021	TEMP	Asset Suite Upgrade 2018	0		$ -	$ -	$ -	$ -	$ -	$ -	$ -	$ -
38	601000022	TEMP	Pasta Upgrade and Integration with Asset & Compliance Systems	0		$ -	$ -	$ -	$ -	$ -	$ -	$ -	$ -
39	601000023	NCP-12153	Essentials/Inspection Manager	FP-NMG Intangible	303.3	$ -	$ -	$ -	$ -	$ -	$ -	$ -	$ -
40	601000024	NCP-12154	Safety Central Upgrade	FP-NMG Intangible	303.3	$ -	$ -	$ -	$ -	$ -	$ -	$ -	$ -
41	601000025	NCP-09768	Geofields Replace (TIMP Software DNVGL)	FP-NMG Intangible	303.3	$ -	$ -	$ -	$ -	$ -	$ -	$ -	$ -
42	601000026	NCP-11847	ITS NMGC Data Feed	FP-NMG Intangible	303.3	$ -	$ -	$ -	$ -	$ -	$ -	$ -	$ -
43	601000027	NCP-10965	PCI Compliance	FP-NMG Intangible	303.3	$ -	$ -	$ -	$ -	$ -	$ -	$ -	$ -
44	601000028	NCP-12155	KorWeb Upgrade	FP-NMG Intangible	303.3	$ -	$ -	$ -	$ -	$ -	$ -	$ -	$ -
45	601000029	PRE-07466	Transmission Remote Control Valves (RCVs)	FP-NMG Transm Specific-Replace	367.1	$ -	$ -	$ -	$ -	$ -	$ -	$ -	$ -
46	601000029	PRE-07466	Transmission Remote Control Valves (RCVs)	FP-NMG Transm Specific-Replace	368.0	$ -	$ -	$ -	$ -	$ -	$ -	$ -	$ -
47	601000029	PRE-07466	Transmission Remote Control Valves (RCVs)	FP-NMG Transm Specific-Replace	369.0	$ -	$ -	$ -	$ -	$ -	$ -	$ -	$ -
48	610000030	PRE-06763	ALB Bare Main Rio Grande and Merritt	FP-NMG Dist Specific-Replace	376.1	$ -	$ -	$ -	$ -	$ -	$ -	$ -	$ -
49	610000030	PRE-06763	ALB Bare Main Rio Grande and Merritt	FP-NMG Dist Specific-Replace	376.2	$ -	$ -	$ -	$ -	$ -	$ -	$ -	$ -
50	610000030	PRE-06763	ALB Bare Main Rio Grande and Merritt	FP-NMG Dist Specific-Replace	376.4	$ -	$ -	$ -	$ -	$ -	$ -	$ -	$ -
51	610000030	PRE-06763	ALB Bare Main Rio Grande and Merritt	FP-NMG Dist Specific-Replace	380.0	$ -	$ -	$ -	$ -	$ -	$ -	$ -	$ -
52	T624000031	PRE-07464	Beker Border Stations	FP-NMG Transm Specific-Replace	367.1	$ -	$ -	$ -	$ -	$ -	$ -	$ -	$ -
53	T624000031	PRE-07464	Beker Border Stations	FP-NMG Transm Specific-Replace	368.0	$ -	$ -	$ -	$ -	$ -	$ -	$ -	$ -
54	T624000031	PRE-07464	Beker Border Stations	FP-NMG Transm Specific-Replace	369.0	$ -	$ -	$ -	$ -	$ -	$ -	$ -	$ -
55	626000032	TEMP	PVC/ABS Matrix Replacement Projects - Northwest Cannon PVC	0		$ -	$ -	$ -	$ -	$ -	$ -	$ -	$ -
56	624000033	PRE-07422	CAR PVC/ABS Otis Extension	FP-NMG Dist Specific-Replace	376.1	$ -	$ -	$ -	$ -	$ -	$ -	$ -	$ -
57	624000033	PRE-07422	CAR PVC/ABS Otis Extension	FP-NMG Dist Specific-Replace	376.2	$ -	$ -	$ -	$ -	$ -	$ -	$ -	$ -
58	624000033	PRE-07422	CAR PVC/ABS Otis Extension	FP-NMG Dist Specific-Replace	376.4	$ -	$ -	$ -	$ -	$ -	$ -	$ -	$ -
59	624000033	PRE-07422	CAR PVC/ABS Otis Extension	FP-NMG Dist Specific-Replace	380.0	$ -	$ -	$ -	$ -	$ -	$ -	$ -	$ -

NEW MEXICO GAS COMPANY, INC.

Plant Gross Activity
Base Period - 12 Months Ending March 31, 2023
Future Test Year - 12 Months Ending September 30, 2025

	A	B	C	D	E	F	G	H	I	J	K	L
3	Investment Number	FP Number	Investment Name	FP Type	FERC Account	4/30/2023	5/31/2023	6/30/2023	7/31/2023	8/31/2023	9/30/2023	10/31/2023
60	627000034	PRE-07423	LOV PVC/ABS Rodgers Replacement	FP-NMG Dist Specific-Replace	376.1	$ -	$ -	$ -	$ -	$ -	$ -	$ -
61	627000034	PRE-07423	LOV PVC/ABS Rodgers Replacement	FP-NMG Dist Specific-Replace	376.2	$ -	$ -	$ -	$ -	$ -	$ -	$ -
62	627000034	PRE-07423	LOV PVC/ABS Rodgers Replacement	FP-NMG Dist Specific-Replace	376.4	$ -	$ -	$ -	$ -	$ -	$ -	$ -
63	627000034	PRE-07423	LOV PVC/ABS Rodgers Replacement	FP-NMG Dist Specific-Replace	380.0	$ -	$ -	$ -	$ -	$ -	$ -	$ -
64	620000035	TEMP	PVC/ABS Matrix Replacement Projects - 13th & Painted Pony	0		$ -	$ -	$ -	$ -	$ -	$ -	$ -
65	620000036	TEMP	PVC/ABS Matrix Replacement Projects - West Blevins	0		$ -	$ -	$ -	$ -	$ -	$ -	$ -
66	632000037	TEMP	SLC PVC 2018 ABS Replacement Project	0		$ -	$ -	$ -	$ -	$ -	$ -	$ -
67	633000038	NEW-11289	TOC Sys Reinforcement ROW	FP-NMG Dist Specific-Replace	376.1	$ -	$ -	$ -	$ -	$ -	$ -	$ -
68	633000038	NEW-11289	TOC Sys Reinforcement ROW	FP-NMG Dist Specific-Replace	376.2	$ -	$ -	$ -	$ -	$ -	$ -	$ -
69	633000038	NEW-11289	TOC Sys Reinforcement ROW	FP-NMG Dist Specific-Replace	376.4	$ -	$ -	$ -	$ -	$ -	$ -	$ -
70	633000038	NEW-11289	TOC Sys Reinforcement ROW	FP-NMG Dist Specific-Replace	380.0	$ -	$ -	$ -	$ -	$ -	$ -	$ -
71	T680000039	TEMP	Brazos LNG Peak Shaving	0		$ -	$ -	$ -	$ -	$ -	$ -	$ -
72	611000040	TEMP	Don Felipe System Reinforcement	0		$ -	$ -	$ -	$ -	$ -	$ -	$ -
73	611000041	TEMP	ALB Sys Reinforcement Tondre Rd	0		$ -	$ -	$ -	$ -	$ -	$ -	$ -
74	660000042	TEMP	SFE Sys Reinforcement Avenida Del Sur 6"	0		$ -	$ -	$ -	$ -	$ -	$ -	$ -
75	660000043	TEMP	SFE Sys Reinforcement Richards Ave 4"	0		$ -	$ -	$ -	$ -	$ -	$ -	$ -
76	626000044	TEMP	CLO Sys Reinforcement Install 4" at Rail Rd Crossing at MLK	0		$ -	$ -	$ -	$ -	$ -	$ -	$ -
77	622000045	TEMP	ANT Sys Reinforcement Chaparral	0		$ -	$ -	$ -	$ -	$ -	$ -	$ -
78	610000046	PRE-07437	ALB 2nd St 6" Replacement Woodward to Rio Brave	FP-NMG Dist Specific-Replace	376.1	$ -	$ -	$ -	$ -	$ -	$ -	$ -
79	610000046	PRE-07437	ALB 2nd St 6" Replacement Woodward to Rio Brave	FP-NMG Dist Specific-Replace	376.2	$ -	$ -	$ -	$ -	$ -	$ -	$ -
80	610000046	PRE-07437	ALB 2nd St 6" Replacement Woodward to Rio Brave	FP-NMG Dist Specific-Replace	376.4	$ -	$ -	$ -	$ -	$ -	$ -	$ -
81	610000046	PRE-07437	ALB 2nd St 6" Replacement Woodward to Rio Brave	FP-NMG Dist Specific-Replace	380.0	$ -	$ -	$ -	$ -	$ -	$ -	$ -
82	601000047	PRE-06840	2018 ML Washout Remediations	FP-NMG Transm Specific-Replace	367.1	$ -	$ -	$ -	$ -	$ -	$ -	$ -
83	601000047	PRE-06840	2018 ML Washout Remediations	FP-NMG Transm Specific-Replace	368.0	$ -	$ -	$ -	$ -	$ -	$ -	$ -
84	601000047	PRE-06840	2018 ML Washout Remediations	FP-NMG Transm Specific-Replace	369.0	$ -	$ -	$ -	$ -	$ -	$ -	$ -
85	610000048	PRE-09540	ALB Juan Tabo & Menaul	FP-NMG Dist Specific-Replace	376.1	$ -	$ -	$ -	$ -	$ -	$ -	$ -
86	610000048	PRE-09540	ALB Juan Tabo & Menaul	FP-NMG Dist Specific-Replace	376.2	$ -	$ -	$ -	$ -	$ -	$ -	$ -
87	610000048	PRE-09540	ALB Juan Tabo & Menaul	FP-NMG Dist Specific-Replace	376.4	$ -	$ -	$ -	$ -	$ -	$ -	$ -
88	610000048	PRE-09540	ALB Juan Tabo & Menaul	FP-NMG Dist Specific-Replace	380.0	$ -	$ -	$ -	$ -	$ -	$ -	$ -
89	610000049	PRE-07438	ALB Louisiana and Gibson Reg Station Rebuild	FP-NMG Dist Specific-Replace	376.1	$ -	$ -	$ -	$ -	$ -	$ -	$ -
90	610000049	PRE-07438	ALB Louisiana and Gibson Reg Station Rebuild	FP-NMG Dist Specific-Replace	376.2	$ -	$ -	$ -	$ -	$ -	$ -	$ -
91	610000049	PRE-07438	ALB Louisiana and Gibson Reg Station Rebuild	FP-NMG Dist Specific-Replace	376.4	$ -	$ -	$ -	$ -	$ -	$ -	$ -
92	610000049	PRE-07438	ALB Louisiana and Gibson Reg Station Rebuild	FP-NMG Dist Specific-Replace	380.0	$ -	$ -	$ -	$ -	$ -	$ -	$ -
93	610000050	PRE-07439	Alb McMullen and 12th St Replacement	FP-NMG Dist Specific-Replace	376.1	$ -	$ -	$ -	$ -	$ -	$ -	$ -
94	610000050	PRE-07439	Alb McMullen and 12th St Replacement	FP-NMG Dist Specific-Replace	376.2	$ -	$ -	$ -	$ -	$ -	$ -	$ -
95	610000050	PRE-07439	Alb McMullen and 12th St Replacement	FP-NMG Dist Specific-Replace	376.4	$ -	$ -	$ -	$ -	$ -	$ -	$ -
96	610000050	PRE-07439	Alb McMullen and 12th St Replacement	FP-NMG Dist Specific-Replace	380.0	$ -	$ -	$ -	$ -	$ -	$ -	$ -
97	610000051	PRE-07440	Alb Metro IKC Installations for CP Department	FP-NMG Dist Specific-Replace	376.1	$ -	$ -	$ -	$ -	$ -	$ -	$ -
98	610000051	PRE-07440	Alb Metro IKC Installations for CP Department	FP-NMG Dist Specific-Replace	376.2	$ -	$ -	$ -	$ -	$ -	$ -	$ -
99	610000051	PRE-07440	Alb Metro IKC Installations for CP Department	FP-NMG Dist Specific-Replace	376.4	$ -	$ -	$ -	$ -	$ -	$ -	$ -
100	610000051	PRE-07440	Alb Metro IKC Installations for CP Department	FP-NMG Dist Specific-Replace	380.0	$ -	$ -	$ -	$ -	$ -	$ -	$ -
101	610000052	PRE-06921	Alb 2018 Rio Grande and Ortega Valve	FP-NMG Dist Specific-Replace	376.1	$ -	$ -	$ -	$ -	$ -	$ -	$ -
102	610000052	PRE-06921	Alb 2018 Rio Grande and Ortega Valve	FP-NMG Dist Specific-Replace	376.2	$ -	$ -	$ -	$ -	$ -	$ -	$ -
103	610000052	PRE-06921	Alb 2018 Rio Grande and Ortega Valve	FP-NMG Dist Specific-Replace	376.4	$ -	$ -	$ -	$ -	$ -	$ -	$ -
104	610000052	PRE-06921	Alb 2018 Rio Grande and Ortega Valve	FP-NMG Dist Specific-Replace	380.0	$ -	$ -	$ -	$ -	$ -	$ -	$ -
105	610000053	NEW-10185	ALB San Pedro Creek	FP-NMG Dist Specifics-New	376.1	$ -	$ -	$ -	$ -	$ -	$ -	$ -
106	610000053	NEW-10185	ALB San Pedro Creek	FP-NMG Dist Specifics-New	376.2	$ -	$ -	$ -	$ -	$ -	$ -	$ -
107	610000053	NEW-10185	ALB San Pedro Creek	FP-NMG Dist Specifics-New	376.4	$ -	$ -	$ -	$ -	$ -	$ -	$ -
108	610000054	TEMP	ALB Tijeras Arroyo Bridge Project	0		$ -	$ -	$ -	$ -	$ -	$ -	$ -
109	601000055	PRE-07441	ALB 2018 Metro Dresser/X-Trube Service Replacement	FP-NMG Dist Specific-Replace	376.1	$ -	$ -	$ -	$ -	$ -	$ -	$ -
110	601000055	PRE-07441	ALB 2018 Metro Dresser/X-Trube Service Replacement	FP-NMG Dist Specific-Replace	376.2	$ -	$ -	$ -	$ -	$ -	$ -	$ -
111	601000055	PRE-07441	ALB 2018 Metro Dresser/X-Trube Service Replacement	FP-NMG Dist Specific-Replace	376.4	$ -	$ -	$ -	$ -	$ -	$ -	$ -
112	601000055	PRE-07441	ALB 2018 Metro Dresser/X-Trube Service Replacement	FP-NMG Dist Specific-Replace	380.0	$ -	$ -	$ -	$ -	$ -	$ -	$ -
113	680000056	PRE-07444	FAR Blanco Replacement Project	FP-NMG Dist Specifics-New	376.1	$ -	$ -	$ -	$ -	$ -	$ -	$ -
114	680000056	PRE-07444	FAR Blanco Replacement Project	FP-NMG Dist Specifics-New	376.2	$ -	$ -	$ -	$ -	$ -	$ -	$ -
115	680000056	PRE-07444	FAR Blanco Replacement Project	FP-NMG Dist Specifics-New	376.4	$ -	$ -	$ -	$ -	$ -	$ -	$ -

NEW MEXICO GAS COMPANY, INC.

Plant Gross Activity
Base Period - 12 Months Ending March 31, 2023
Future Test Year - 12 Months Ending September 30, 2025

	A	B	C	D	E	M	N	O	P	Q	R	S	T
3	Investment Number	FP Number	Investment Name	FP Type	FERC Account	11/30/2023	12/31/2023	1/31/2024	2/29/2024	3/31/2024	4/30/2024	5/31/2024	6/30/2024
60	627000034	PRE-07423	LOV PVC/ABS Rodgers Replacement	FP-NMG Dist Specific-Replace	376.1	$ -	$ -	$ -	$ -	$ -	$ -	$ -	$ -
61	627000034	PRE-07423	LOV PVC/ABS Rodgers Replacement	FP-NMG Dist Specific-Replace	376.2	$ -	$ -	$ -	$ -	$ -	$ -	$ -	$ -
62	627000034	PRE-07423	LOV PVC/ABS Rodgers Replacement	FP-NMG Dist Specific-Replace	376.4	$ -	$ -	$ -	$ -	$ -	$ -	$ -	$ -
63	627000034	PRE-07423	LOV PVC/ABS Rodgers Replacement	FP-NMG Dist Specific-Replace	380.0	$ -	$ -	$ -	$ -	$ -	$ -	$ -	$ -
64	620000035	TEMP	PVC/ABS Matrix Replacement Projects - 13th & Painted Pony	0		$ -	$ -	$ -	$ -	$ -	$ -	$ -	$ -
65	620000036	TEMP	PVC/ABS Matrix Replacement Projects - West Blevins	0		$ -	$ -	$ -	$ -	$ -	$ -	$ -	$ -
66	632000037	TEMP	SLC PVC 2018 ABS Replacement Project	0		$ -	$ -	$ -	$ -	$ -	$ -	$ -	$ -
67	633000038	NEW-11289	TOC Sys Reinforcement ROW	FP-NMG Dist Specific-Replace	376.1	$ -	$ -	$ -	$ -	$ -	$ -	$ -	$ -
68	633000038	NEW-11289	TOC Sys Reinforcement ROW	FP-NMG Dist Specific-Replace	376.2	$ -	$ -	$ -	$ -	$ -	$ -	$ -	$ -
69	633000038	NEW-11289	TOC Sys Reinforcement ROW	FP-NMG Dist Specific-Replace	376.4	$ -	$ -	$ -	$ -	$ -	$ -	$ -	$ -
70	633000038	NEW-11289	TOC Sys Reinforcement ROW	FP-NMG Dist Specific-Replace	380.0	$ -	$ -	$ -	$ -	$ -	$ -	$ -	$ -
71	T680000039	TEMP	Brazos LNG Peak Shaving	0		$ -	$ -	$ -	$ -	$ -	$ -	$ -	$ -
72	611000040	TEMP	Don Felipe System Reinforcement	0		$ -	$ -	$ -	$ -	$ -	$ -	$ -	$ -
73	611000041	TEMP	ALB Sys Reinforcement Tondre Rd	0		$ -	$ -	$ -	$ -	$ -	$ -	$ -	$ -
74	660000042	TEMP	SFE Sys Reinforcement Avenida Del Sur 6"	0		$ -	$ -	$ -	$ -	$ -	$ -	$ -	$ -
75	660000043	TEMP	SFE Sys Reinforcement Richards Ave 4"	0		$ -	$ -	$ -	$ -	$ -	$ -	$ -	$ -
76	626000044	TEMP	CLO Sys Reinforcement Install 4" at Rail Rd Crossing at MLK	0		$ -	$ -	$ -	$ -	$ -	$ -	$ -	$ -
77	622000045	TEMP	ANT Sys Reinforcement Chaparral	0		$ -	$ -	$ -	$ -	$ -	$ -	$ -	$ -
78	610000046	PRE-07437	ALB 2nd St 6" Replacement Woodward to Rio Brave	FP-NMG Dist Specific-Replace	376.1	$ -	$ -	$ -	$ -	$ -	$ -	$ -	$ -
79	610000046	PRE-07437	ALB 2nd St 6" Replacement Woodward to Rio Brave	FP-NMG Dist Specific-Replace	376.2	$ -	$ -	$ -	$ -	$ -	$ -	$ -	$ -
80	610000046	PRE-07437	ALB 2nd St 6" Replacement Woodward to Rio Brave	FP-NMG Dist Specific-Replace	376.4	$ -	$ -	$ -	$ -	$ -	$ -	$ -	$ -
81	610000046	PRE-07437	ALB 2nd St 6" Replacement Woodward to Rio Brave	FP-NMG Dist Specific-Replace	380.0	$ -	$ -	$ -	$ -	$ -	$ -	$ -	$ -
82	601000047	PRE-06840	2018 ML Washout Remediations	FP-NMG Transm Specific-Replace	367.1	$ -	$ -	$ -	$ -	$ -	$ -	$ -	$ -
83	601000047	PRE-06840	2018 ML Washout Remediations	FP-NMG Transm Specific-Replace	368.0	$ -	$ -	$ -	$ -	$ -	$ -	$ -	$ -
84	601000047	PRE-06840	2018 ML Washout Remediations	FP-NMG Transm Specific-Replace	369.0	$ -	$ -	$ -	$ -	$ -	$ -	$ -	$ -
85	610000048	PRE-09540	ALB Juan Tabo & Menaul	FP-NMG Dist Specific-Replace	376.1	$ -	$ -	$ -	$ -	$ -	$ -	$ -	$ -
86	610000048	PRE-09540	ALB Juan Tabo & Menaul	FP-NMG Dist Specific-Replace	376.2	$ -	$ -	$ -	$ -	$ -	$ -	$ -	$ -
87	610000048	PRE-09540	ALB Juan Tabo & Menaul	FP-NMG Dist Specific-Replace	376.4	$ -	$ -	$ -	$ -	$ -	$ -	$ -	$ -
88	610000048	PRE-09540	ALB Juan Tabo & Menaul	FP-NMG Dist Specific-Replace	380.0	$ -	$ -	$ -	$ -	$ -	$ -	$ -	$ -
89	610000049	PRE-07438	ALB Louisiana and Gibson Reg Station Rebuild	FP-NMG Dist Specific-Replace	376.1	$ -	$ -	$ -	$ -	$ -	$ -	$ -	$ -
90	610000049	PRE-07438	ALB Louisiana and Gibson Reg Station Rebuild	FP-NMG Dist Specific-Replace	376.2	$ -	$ -	$ -	$ -	$ -	$ -	$ -	$ -
91	610000049	PRE-07438	ALB Louisiana and Gibson Reg Station Rebuild	FP-NMG Dist Specific-Replace	376.4	$ -	$ -	$ -	$ -	$ -	$ -	$ -	$ -
92	610000049	PRE-07438	ALB Louisiana and Gibson Reg Station Rebuild	FP-NMG Dist Specific-Replace	380.0	$ -	$ -	$ -	$ -	$ -	$ -	$ -	$ -
93	610000050	PRE-07439	Alb McMullen and 12th St Replacement	FP-NMG Dist Specific-Replace	376.1	$ -	$ -	$ -	$ -	$ -	$ -	$ -	$ -
94	610000050	PRE-07439	Alb McMullen and 12th St Replacement	FP-NMG Dist Specific-Replace	376.2	$ -	$ -	$ -	$ -	$ -	$ -	$ -	$ -
95	610000050	PRE-07439	Alb McMullen and 12th St Replacement	FP-NMG Dist Specific-Replace	376.4	$ -	$ -	$ -	$ -	$ -	$ -	$ -	$ -
96	610000050	PRE-07439	Alb McMullen and 12th St Replacement	FP-NMG Dist Specific-Replace	380.0	$ -	$ -	$ -	$ -	$ -	$ -	$ -	$ -
97	610000051	PRE-07440	Alb Metro IKC Installations for CP Department	FP-NMG Dist Specific-Replace	376.1	$ -	$ -	$ -	$ -	$ -	$ -	$ -	$ -
98	610000051	PRE-07440	Alb Metro IKC Installations for CP Department	FP-NMG Dist Specific-Replace	376.2	$ -	$ -	$ -	$ -	$ -	$ -	$ -	$ -
99	610000051	PRE-07440	Alb Metro IKC Installations for CP Department	FP-NMG Dist Specific-Replace	376.4	$ -	$ -	$ -	$ -	$ -	$ -	$ -	$ -
100	610000051	PRE-07440	Alb Metro IKC Installations for CP Department	FP-NMG Dist Specific-Replace	380.0	$ -	$ -	$ -	$ -	$ -	$ -	$ -	$ -
101	610000052	PRE-06921	Alb 2018 Rio Grande and Ortega Valve	FP-NMG Dist Specific-Replace	376.1	$ -	$ -	$ -	$ -	$ -	$ -	$ -	$ -
102	610000052	PRE-06921	Alb 2018 Rio Grande and Ortega Valve	FP-NMG Dist Specific-Replace	376.2	$ -	$ -	$ -	$ -	$ -	$ -	$ -	$ -
103	610000052	PRE-06921	Alb 2018 Rio Grande and Ortega Valve	FP-NMG Dist Specific-Replace	376.4	$ -	$ -	$ -	$ -	$ -	$ -	$ -	$ -
104	610000052	PRE-06921	Alb 2018 Rio Grande and Ortega Valve	FP-NMG Dist Specific-Replace	380.0	$ -	$ -	$ -	$ -	$ -	$ -	$ -	$ -
105	610000053	NEW-10185	ALB San Pedro Creek	FP-NMG Dist Specifics-New	376.1	$ -	$ -	$ -	$ -	$ -	$ -	$ -	$ -
106	610000053	NEW-10185	ALB San Pedro Creek	FP-NMG Dist Specifics-New	376.2	$ -	$ -	$ -	$ -	$ -	$ -	$ -	$ -
107	610000053	NEW-10185	ALB San Pedro Creek	FP-NMG Dist Specifics-New	376.4	$ -	$ -	$ -	$ -	$ -	$ -	$ -	$ -
108	610000054	TEMP	ALB Tijeras Arroyo Bridge Project	0		$ -	$ -	$ -	$ -	$ -	$ -	$ -	$ -
109	601000055	PRE-07441	ALB 2018 Metro Dresser/X-Trube Service Replacement	FP-NMG Dist Specific-Replace	376.1	$ -	$ -	$ -	$ -	$ -	$ -	$ -	$ -
110	601000055	PRE-07441	ALB 2018 Metro Dresser/X-Trube Service Replacement	FP-NMG Dist Specific-Replace	376.2	$ -	$ -	$ -	$ -	$ -	$ -	$ -	$ -
111	601000055	PRE-07441	ALB 2018 Metro Dresser/X-Trube Service Replacement	FP-NMG Dist Specific-Replace	376.4	$ -	$ -	$ -	$ -	$ -	$ -	$ -	$ -
112	601000055	PRE-07441	ALB 2018 Metro Dresser/X-Trube Service Replacement	FP-NMG Dist Specific-Replace	380.0	$ -	$ -	$ -	$ -	$ -	$ -	$ -	$ -
113	680000056	PRE-07444	FAR Blanco Replacement Project	FP-NMG Dist Specifics-New	376.1	$ -	$ -	$ -	$ -	$ -	$ -	$ -	$ -
114	680000056	PRE-07444	FAR Blanco Replacement Project	FP-NMG Dist Specifics-New	376.2	$ -	$ -	$ -	$ -	$ -	$ -	$ -	$ -
115	680000056	PRE-07444	FAR Blanco Replacement Project	FP-NMG Dist Specifics-New	376.4	$ -	$ -	$ -	$ -	$ -	$ -	$ -	$ -

Sponsored by NMGC Witness Erik C. Buchanan

WP Plant 2 Clearings

NEW MEXICO GAS COMPANY, INC.

Plant Gross Activity
Base Period - 12 Months Ending March 31, 2023
Future Test Year - 12 Months Ending September 30, 2025

	A	B	C	D	E	U	V	W	X	Y	Z	AA
3	Investment Number	FP Number	Investment Name	FP Type	FERC Account	7/31/2024	8/31/2024	9/30/2024	10/31/2024	11/30/2024	12/31/2024	1/31/2025
60	627000034	PRE-07423	LOV PVC/ABS Rodgers Replacement	FP-NMG Dist Specific-Replace	376.1	$ -	$ -	$ -	$ -	$ -	$ -	$ -
61	627000034	PRE-07423	LOV PVC/ABS Rodgers Replacement	FP-NMG Dist Specific-Replace	376.2	$ -	$ -	$ -	$ -	$ -	$ -	$ -
62	627000034	PRE-07423	LOV PVC/ABS Rodgers Replacement	FP-NMG Dist Specific-Replace	376.4	$ -	$ -	$ -	$ -	$ -	$ -	$ -
63	627000034	PRE-07423	LOV PVC/ABS Rodgers Replacement	FP-NMG Dist Specific-Replace	380.0	$ -	$ -	$ -	$ -	$ -	$ -	$ -
64	620000035	TEMP	PVC/ABS Matrix Replacement Projects - 13th & Painted Pony	0		$ -	$ -	$ -	$ -	$ -	$ -	$ -
65	620000036	TEMP	PVC/ABS Matrix Replacement Projects - West Blevins	0		$ -	$ -	$ -	$ -	$ -	$ -	$ -
66	632000037	TEMP	SLC PVC 2018 ABS Replacement Project	0		$ -	$ -	$ -	$ -	$ -	$ -	$ -
67	633000038	NEW-11289	TOC Sys Reinforcement ROW	FP-NMG Dist Specific-Replace	376.1	$ -	$ -	$ -	$ -	$ -	$ -	$ -
68	633000038	NEW-11289	TOC Sys Reinforcement ROW	FP-NMG Dist Specific-Replace	376.2	$ -	$ -	$ -	$ -	$ -	$ -	$ -
69	633000038	NEW-11289	TOC Sys Reinforcement ROW	FP-NMG Dist Specific-Replace	376.4	$ -	$ -	$ -	$ -	$ -	$ -	$ -
70	633000038	NEW-11289	TOC Sys Reinforcement ROW	FP-NMG Dist Specific-Replace	380.0	$ -	$ -	$ -	$ -	$ -	$ -	$ -
71	T680000039	TEMP	Brazos LNG Peak Shaving	0		$ -	$ -	$ -	$ -	$ -	$ -	$ -
72	611000040	TEMP	Don Felipe System Reinforcement	0		$ -	$ -	$ -	$ -	$ -	$ -	$ -
73	611000041	TEMP	ALB Sys Reinforcement Tondre Rd	0		$ -	$ -	$ -	$ -	$ -	$ -	$ -
74	660000042	TEMP	SFE Sys Reinforcement Avenida Del Sur 6"	0		$ -	$ -	$ -	$ -	$ -	$ -	$ -
75	660000043	TEMP	SFE Sys Reinforcement Richards Ave 4"	0		$ -	$ -	$ -	$ -	$ -	$ -	$ -
76	626000044	TEMP	CLO Sys Reinforcement Install 4" at Rail Rd Crossing at MLK	0		$ -	$ -	$ -	$ -	$ -	$ -	$ -
77	622000045	TEMP	ANT Sys Reinforcement Chaparral	0		$ -	$ -	$ -	$ -	$ -	$ -	$ -
78	610000046	PRE-07437	ALB 2nd St 6" Replacement Woodward to Rio Brave	FP-NMG Dist Specific-Replace	376.1	$ -	$ -	$ -	$ -	$ -	$ -	$ -
79	610000046	PRE-07437	ALB 2nd St 6" Replacement Woodward to Rio Brave	FP-NMG Dist Specific-Replace	376.2	$ -	$ -	$ -	$ -	$ -	$ -	$ -
80	610000046	PRE-07437	ALB 2nd St 6" Replacement Woodward to Rio Brave	FP-NMG Dist Specific-Replace	376.4	$ -	$ -	$ -	$ -	$ -	$ -	$ -
81	610000046	PRE-07437	ALB 2nd St 6" Replacement Woodward to Rio Brave	FP-NMG Dist Specific-Replace	380.0	$ -	$ -	$ -	$ -	$ -	$ -	$ -
82	601000047	PRE-06840	2018 ML Washout Remediations	FP-NMG Transm Specific-Replace	367.1	$ -	$ -	$ -	$ -	$ -	$ -	$ -
83	601000047	PRE-06840	2018 ML Washout Remediations	FP-NMG Transm Specific-Replace	368.0	$ -	$ -	$ -	$ -	$ -	$ -	$ -
84	601000047	PRE-06840	2018 ML Washout Remediations	FP-NMG Transm Specific-Replace	369.0	$ -	$ -	$ -	$ -	$ -	$ -	$ -
85	610000048	PRE-09540	ALB Juan Tabo & Menaul	FP-NMG Dist Specific-Replace	376.1	$ -	$ -	$ -	$ -	$ -	$ -	$ -
86	610000048	PRE-09540	ALB Juan Tabo & Menaul	FP-NMG Dist Specific-Replace	376.2	$ -	$ -	$ -	$ -	$ -	$ -	$ -
87	610000048	PRE-09540	ALB Juan Tabo & Menaul	FP-NMG Dist Specific-Replace	376.4	$ -	$ -	$ -	$ -	$ -	$ -	$ -
88	610000048	PRE-09540	ALB Juan Tabo & Menaul	FP-NMG Dist Specific-Replace	380.0	$ -	$ -	$ -	$ -	$ -	$ -	$ -
89	610000049	PRE-07438	ALB Louisiana and Gibson Reg Station Rebuild	FP-NMG Dist Specific-Replace	376.1	$ -	$ -	$ -	$ -	$ -	$ -	$ -
90	610000049	PRE-07438	ALB Louisiana and Gibson Reg Station Rebuild	FP-NMG Dist Specific-Replace	376.2	$ -	$ -	$ -	$ -	$ -	$ -	$ -
91	610000049	PRE-07438	ALB Louisiana and Gibson Reg Station Rebuild	FP-NMG Dist Specific-Replace	376.4	$ -	$ -	$ -	$ -	$ -	$ -	$ -
92	610000049	PRE-07438	ALB Louisiana and Gibson Reg Station Rebuild	FP-NMG Dist Specific-Replace	380.0	$ -	$ -	$ -	$ -	$ -	$ -	$ -
93	610000050	PRE-07439	Alb McMullen and 12th St Replacement	FP-NMG Dist Specific-Replace	376.1	$ -	$ -	$ -	$ -	$ -	$ -	$ -
94	610000050	PRE-07439	Alb McMullen and 12th St Replacement	FP-NMG Dist Specific-Replace	376.2	$ -	$ -	$ -	$ -	$ -	$ -	$ -
95	610000050	PRE-07439	Alb McMullen and 12th St Replacement	FP-NMG Dist Specific-Replace	376.4	$ -	$ -	$ -	$ -	$ -	$ -	$ -
96	610000050	PRE-07439	Alb McMullen and 12th St Replacement	FP-NMG Dist Specific-Replace	380.0	$ -	$ -	$ -	$ -	$ -	$ -	$ -
97	610000051	PRE-07440	Alb Metro IKC Installations for CP Department	FP-NMG Dist Specific-Replace	376.1	$ -	$ -	$ -	$ -	$ -	$ -	$ -
98	610000051	PRE-07440	Alb Metro IKC Installations for CP Department	FP-NMG Dist Specific-Replace	376.2	$ -	$ -	$ -	$ -	$ -	$ -	$ -
99	610000051	PRE-07440	Alb Metro IKC Installations for CP Department	FP-NMG Dist Specific-Replace	376.4	$ -	$ -	$ -	$ -	$ -	$ -	$ -
100	610000051	PRE-07440	Alb Metro IKC Installations for CP Department	FP-NMG Dist Specific-Replace	380.0	$ -	$ -	$ -	$ -	$ -	$ -	$ -
101	610000052	PRE-06921	Alb 2018 Rio Grande and Ortega Valve	FP-NMG Dist Specific-Replace	376.1	$ -	$ -	$ -	$ -	$ -	$ -	$ -
102	610000052	PRE-06921	Alb 2018 Rio Grande and Ortega Valve	FP-NMG Dist Specific-Replace	376.2	$ -	$ -	$ -	$ -	$ -	$ -	$ -
103	610000052	PRE-06921	Alb 2018 Rio Grande and Ortega Valve	FP-NMG Dist Specific-Replace	376.4	$ -	$ -	$ -	$ -	$ -	$ -	$ -
104	610000052	PRE-06921	Alb 2018 Rio Grande and Ortega Valve	FP-NMG Dist Specific-Replace	380.0	$ -	$ -	$ -	$ -	$ -	$ -	$ -
105	610000053	NEW-10185	ALB San Pedro Creek	FP-NMG Dist Specifics-New	376.1	$ -	$ -	$ -	$ -	$ -	$ -	$ -
106	610000053	NEW-10185	ALB San Pedro Creek	FP-NMG Dist Specifics-New	376.2	$ -	$ -	$ -	$ -	$ -	$ -	$ -
107	610000053	NEW-10185	ALB San Pedro Creek	FP-NMG Dist Specifics-New	376.4	$ -	$ -	$ -	$ -	$ -	$ -	$ -
108	610000054	TEMP	ALB Tijeras Arroyo Bridge Project	0		$ -	$ -	$ -	$ -	$ -	$ -	$ -
109	601000055	PRE-07441	ALB 2018 Metro Dresser/X-Trube Service Replacement	FP-NMG Dist Specific-Replace	376.1	$ -	$ -	$ -	$ -	$ -	$ -	$ -
110	601000055	PRE-07441	ALB 2018 Metro Dresser/X-Trube Service Replacement	FP-NMG Dist Specific-Replace	376.2	$ -	$ -	$ -	$ -	$ -	$ -	$ -
111	601000055	PRE-07441	ALB 2018 Metro Dresser/X-Trube Service Replacement	FP-NMG Dist Specific-Replace	376.4	$ -	$ -	$ -	$ -	$ -	$ -	$ -
112	601000055	PRE-07441	ALB 2018 Metro Dresser/X-Trube Service Replacement	FP-NMG Dist Specific-Replace	380.0	$ -	$ -	$ -	$ -	$ -	$ -	$ -
113	680000056	PRE-07444	FAR Blanco Replacement Project	FP-NMG Dist Specifics-New	376.1	$ -	$ -	$ -	$ -	$ -	$ -	$ -
114	680000056	PRE-07444	FAR Blanco Replacement Project	FP-NMG Dist Specifics-New	376.2	$ -	$ -	$ -	$ -	$ -	$ -	$ -
115	680000056	PRE-07444	FAR Blanco Replacement Project	FP-NMG Dist Specifics-New	376.4	$ -	$ -	$ -	$ -	$ -	$ -	$ -

NEW MEXICO GAS COMPANY, INC.

Plant Gross Activity
Base Period - 12 Months Ending March 31, 2023
Future Test Year - 12 Months Ending September 30, 2025

	A	B	C	D	E	AB	AC	AD	AE	AF	AG	AH	AI
3	Investment Number	FP Number	Investment Name	FP Type	FERC Account	2/28/2025	3/31/2025	4/30/2025	5/31/2025	6/30/2025	7/31/2025	8/31/2025	9/30/2025
60	627000034	PRE-07423	LOV PVC/ABS Rodgers Replacement	FP-NMG Dist Specific-Replace	376.1	$ -	$ -	$ -	$ -	$ -	$ -	$ -	$ -
61	627000034	PRE-07423	LOV PVC/ABS Rodgers Replacement	FP-NMG Dist Specific-Replace	376.2	$ -	$ -	$ -	$ -	$ -	$ -	$ -	$ -
62	627000034	PRE-07423	LOV PVC/ABS Rodgers Replacement	FP-NMG Dist Specific-Replace	376.4	$ -	$ -	$ -	$ -	$ -	$ -	$ -	$ -
63	627000034	PRE-07423	LOV PVC/ABS Rodgers Replacement	FP-NMG Dist Specific-Replace	380.0	$ -	$ -	$ -	$ -	$ -	$ -	$ -	$ -
64	620000035	TEMP	PVC/ABS Matrix Replacement Projects - 13th & Painted Pony	0		$ -	$ -	$ -	$ -	$ -	$ -	$ -	$ -
65	620000036	TEMP	PVC/ABS Matrix Replacement Projects - West Blevins	0		$ -	$ -	$ -	$ -	$ -	$ -	$ -	$ -
66	632000037	TEMP	SLC PVC 2018 ABS Replacement Project	0		$ -	$ -	$ -	$ -	$ -	$ -	$ -	$ -
67	633000038	NEW-11289	TOC Sys Reinforcement ROW	FP-NMG Dist Specific-Replace	376.1	$ -	$ -	$ -	$ -	$ -	$ -	$ -	$ -
68	633000038	NEW-11289	TOC Sys Reinforcement ROW	FP-NMG Dist Specific-Replace	376.2	$ -	$ -	$ -	$ -	$ -	$ -	$ -	$ -
69	633000038	NEW-11289	TOC Sys Reinforcement ROW	FP-NMG Dist Specific-Replace	376.4	$ -	$ -	$ -	$ -	$ -	$ -	$ -	$ -
70	633000038	NEW-11289	TOC Sys Reinforcement ROW	FP-NMG Dist Specific-Replace	380.0	$ -	$ -	$ -	$ -	$ -	$ -	$ -	$ -
71	T680000039	TEMP	Brazos LNG Peak Shaving	0		$ -	$ -	$ -	$ -	$ -	$ -	$ -	$ -
72	611000040	TEMP	Don Felipe System Reinforcement	0		$ -	$ -	$ -	$ -	$ -	$ -	$ -	$ -
73	611000041	TEMP	ALB Sys Reinforcement Tondre Rd	0		$ -	$ -	$ -	$ -	$ -	$ -	$ -	$ -
74	660000042	TEMP	SFE Sys Reinforcement Avenida Del Sur 6"	0		$ -	$ -	$ -	$ -	$ -	$ -	$ -	$ -
75	660000043	TEMP	SFE Sys Reinforcement Richards Ave 4"	0		$ -	$ -	$ -	$ -	$ -	$ -	$ -	$ -
76	626000044	TEMP	CLO Sys Reinforcement Install 4" at Rail Rd Crossing at MLK	0		$ -	$ -	$ -	$ -	$ -	$ -	$ -	$ -
77	622000045	TEMP	ANT Sys Reinforcement Chaparral	0		$ -	$ -	$ -	$ -	$ -	$ -	$ -	$ -
78	610000046	PRE-07437	ALB 2nd St 6" Replacement Woodward to Rio Brave	FP-NMG Dist Specific-Replace	376.1	$ -	$ -	$ -	$ -	$ -	$ -	$ -	$ -
79	610000046	PRE-07437	ALB 2nd St 6" Replacement Woodward to Rio Brave	FP-NMG Dist Specific-Replace	376.2	$ -	$ -	$ -	$ -	$ -	$ -	$ -	$ -
80	610000046	PRE-07437	ALB 2nd St 6" Replacement Woodward to Rio Brave	FP-NMG Dist Specific-Replace	376.4	$ -	$ -	$ -	$ -	$ -	$ -	$ -	$ -
81	610000046	PRE-07437	ALB 2nd St 6" Replacement Woodward to Rio Brave	FP-NMG Dist Specific-Replace	380.0	$ -	$ -	$ -	$ -	$ -	$ -	$ -	$ -
82	601000047	PRE-06840	2018 ML Washout Remediations	FP-NMG Transm Specific-Replace	367.1	$ -	$ -	$ -	$ -	$ -	$ -	$ -	$ -
83	601000047	PRE-06840	2018 ML Washout Remediations	FP-NMG Transm Specific-Replace	368.0	$ -	$ -	$ -	$ -	$ -	$ -	$ -	$ -
84	601000047	PRE-06840	2018 ML Washout Remediations	FP-NMG Transm Specific-Replace	369.0	$ -	$ -	$ -	$ -	$ -	$ -	$ -	$ -
85	610000048	PRE-09540	ALB Juan Tabo & Menaul	FP-NMG Dist Specific-Replace	376.1	$ -	$ -	$ -	$ -	$ -	$ -	$ -	$ -
86	610000048	PRE-09540	ALB Juan Tabo & Menaul	FP-NMG Dist Specific-Replace	376.2	$ -	$ -	$ -	$ -	$ -	$ -	$ -	$ -
87	610000048	PRE-09540	ALB Juan Tabo & Menaul	FP-NMG Dist Specific-Replace	376.4	$ -	$ -	$ -	$ -	$ -	$ -	$ -	$ -
88	610000048	PRE-09540	ALB Juan Tabo & Menaul	FP-NMG Dist Specific-Replace	380.0	$ -	$ -	$ -	$ -	$ -	$ -	$ -	$ -
89	610000049	PRE-07438	ALB Louisiana and Gibson Reg Station Rebuild	FP-NMG Dist Specific-Replace	376.1	$ -	$ -	$ -	$ -	$ -	$ -	$ -	$ -
90	610000049	PRE-07438	ALB Louisiana and Gibson Reg Station Rebuild	FP-NMG Dist Specific-Replace	376.2	$ -	$ -	$ -	$ -	$ -	$ -	$ -	$ -
91	610000049	PRE-07438	ALB Louisiana and Gibson Reg Station Rebuild	FP-NMG Dist Specific-Replace	376.4	$ -	$ -	$ -	$ -	$ -	$ -	$ -	$ -
92	610000049	PRE-07438	ALB Louisiana and Gibson Reg Station Rebuild	FP-NMG Dist Specific-Replace	380.0	$ -	$ -	$ -	$ -	$ -	$ -	$ -	$ -
93	610000050	PRE-07439	Alb McMullen and 12th St Replacement	FP-NMG Dist Specific-Replace	376.1	$ -	$ -	$ -	$ -	$ -	$ -	$ -	$ -
94	610000050	PRE-07439	Alb McMullen and 12th St Replacement	FP-NMG Dist Specific-Replace	376.2	$ -	$ -	$ -	$ -	$ -	$ -	$ -	$ -
95	610000050	PRE-07439	Alb McMullen and 12th St Replacement	FP-NMG Dist Specific-Replace	376.4	$ -	$ -	$ -	$ -	$ -	$ -	$ -	$ -
96	610000050	PRE-07439	Alb McMullen and 12th St Replacement	FP-NMG Dist Specific-Replace	380.0	$ -	$ -	$ -	$ -	$ -	$ -	$ -	$ -
97	610000051	PRE-07440	Alb Metro IKC Installations for CP Department	FP-NMG Dist Specific-Replace	376.1	$ -	$ -	$ -	$ -	$ -	$ -	$ -	$ -
98	610000051	PRE-07440	Alb Metro IKC Installations for CP Department	FP-NMG Dist Specific-Replace	376.2	$ -	$ -	$ -	$ -	$ -	$ -	$ -	$ -
99	610000051	PRE-07440	Alb Metro IKC Installations for CP Department	FP-NMG Dist Specific-Replace	376.4	$ -	$ -	$ -	$ -	$ -	$ -	$ -	$ -
100	610000051	PRE-07440	Alb Metro IKC Installations for CP Department	FP-NMG Dist Specific-Replace	380.0	$ -	$ -	$ -	$ -	$ -	$ -	$ -	$ -
101	610000052	PRE-06921	Alb 2018 Rio Grande and Ortega Valve	FP-NMG Dist Specific-Replace	376.1	$ -	$ -	$ -	$ -	$ -	$ -	$ -	$ -
102	610000052	PRE-06921	Alb 2018 Rio Grande and Ortega Valve	FP-NMG Dist Specific-Replace	376.2	$ -	$ -	$ -	$ -	$ -	$ -	$ -	$ -
103	610000052	PRE-06921	Alb 2018 Rio Grande and Ortega Valve	FP-NMG Dist Specific-Replace	376.4	$ -	$ -	$ -	$ -	$ -	$ -	$ -	$ -
104	610000052	PRE-06921	Alb 2018 Rio Grande and Ortega Valve	FP-NMG Dist Specific-Replace	380.0	$ -	$ -	$ -	$ -	$ -	$ -	$ -	$ -
105	610000053	NEW-10185	ALB San Pedro Creek	FP-NMG Dist Specifics-New	376.1	$ -	$ -	$ -	$ -	$ -	$ -	$ -	$ -
106	610000053	NEW-10185	ALB San Pedro Creek	FP-NMG Dist Specifics-New	376.2	$ -	$ -	$ -	$ -	$ -	$ -	$ -	$ -
107	610000053	NEW-10185	ALB San Pedro Creek	FP-NMG Dist Specifics-New	376.4	$ -	$ -	$ -	$ -	$ -	$ -	$ -	$ -
108	610000054	TEMP	ALB Tijeras Arroyo Bridge Project	0		$ -	$ -	$ -	$ -	$ -	$ -	$ -	$ -
109	601000055	PRE-07441	ALB 2018 Metro Dresser/X-Trube Service Replacement	FP-NMG Dist Specific-Replace	376.1	$ -	$ -	$ -	$ -	$ -	$ -	$ -	$ -
110	601000055	PRE-07441	ALB 2018 Metro Dresser/X-Trube Service Replacement	FP-NMG Dist Specific-Replace	376.2	$ -	$ -	$ -	$ -	$ -	$ -	$ -	$ -
111	601000055	PRE-07441	ALB 2018 Metro Dresser/X-Trube Service Replacement	FP-NMG Dist Specific-Replace	376.4	$ -	$ -	$ -	$ -	$ -	$ -	$ -	$ -
112	601000055	PRE-07441	ALB 2018 Metro Dresser/X-Trube Service Replacement	FP-NMG Dist Specific-Replace	380.0	$ -	$ -	$ -	$ -	$ -	$ -	$ -	$ -
113	680000056	PRE-07444	FAR Blanco Replacement Project	FP-NMG Dist Specifics-New	376.1	$ -	$ -	$ -	$ -	$ -	$ -	$ -	$ -
114	680000056	PRE-07444	FAR Blanco Replacement Project	FP-NMG Dist Specifics-New	376.2	$ -	$ -	$ -	$ -	$ -	$ -	$ -	$ -
115	680000056	PRE-07444	FAR Blanco Replacement Project	FP-NMG Dist Specifics-New	376.4	$ -	$ -	$ -	$ -	$ -	$ -	$ -	$ -

NEW MEXICO GAS COMPANY, INC.

Plant Gross Activity
Base Period - 12 Months Ending March 31, 2023
Future Test Year - 12 Months Ending September 30, 2025

	A	B	C	D	E	F	G	H	I	J	K	L
3	Investment Number	FP Number	Investment Name	FP Type	FERC Account	4/30/2023	5/31/2023	6/30/2023	7/31/2023	8/31/2023	9/30/2023	10/31/2023
116	680000057	TEMP	Foothills Project	0		$ -	$ -	$ -	$ -	$ -	$ -	$ -
117	627000058	TEMP	Lovington 7" repacement	0		$ -	$ -	$ -	$ -	$ -	$ -	$ -
118	629000059	PRE-07446	Roswell 8" Replacement-Phase III	FP-NMG Dist Specific-Replace	376.1	$ -	$ -	$ -	$ -	$ -	$ -	$ -
119	629000059	PRE-07446	Roswell 8" Replacement-Phase III	FP-NMG Dist Specific-Replace	376.2	$ -	$ -	$ -	$ -	$ -	$ -	$ -
120	629000059	PRE-07446	Roswell 8" Replacement-Phase III	FP-NMG Dist Specific-Replace	376.4	$ -	$ -	$ -	$ -	$ -	$ -	$ -
121	629000059	PRE-07446	Roswell 8" Replacement-Phase III	FP-NMG Dist Specific-Replace	380.0	$ -	$ -	$ -	$ -	$ -	$ -	$ -
122	629000060	PRE-07446	Hagerman South & East Replacement	FP-NMG Dist Specific-Replace	376.1	$ -	$ -	$ -	$ -	$ -	$ -	$ -
123	629000060	PRE-07446	Hagerman South & East Replacement	FP-NMG Dist Specific-Replace	376.2	$ -	$ -	$ -	$ -	$ -	$ -	$ -
124	629000060	PRE-07446	Hagerman South & East Replacement	FP-NMG Dist Specific-Replace	376.4	$ -	$ -	$ -	$ -	$ -	$ -	$ -
125	629000060	PRE-07446	Hagerman South & East Replacement	FP-NMG Dist Specific-Replace	380.0	$ -	$ -	$ -	$ -	$ -	$ -	$ -
126	632000061	TEMP	SLC Pinos Altos Road Relocation	0		$ -	$ -	$ -	$ -	$ -	$ -	$ -
127	633000062	TEMP	TOC Odd Size Main Replacement	0		$ -	$ -	$ -	$ -	$ -	$ -	$ -
128	T680000063	TEMP	MAOP Replace - ABQ LP ML 20 " West at Torreon Mission	FP-NMG Transm Specific-Replace	367.1	$ -	$ -	$ -	$ -	$ -	$ -	$ -
129	T680000063	TEMP	MAOP Replace - ABQ LP ML 20 " West at Torreon Mission	FP-NMG Transm Specific-Replace	368.0	$ -	$ -	$ -	$ -	$ -	$ -	$ -
130	T680000063	TEMP	MAOP Replace - ABQ LP ML 20 " West at Torreon Mission	FP-NMG Transm Specific-Replace	369.0	$ -	$ -	$ -	$ -	$ -	$ -	$ -
131	T624000064	TEMP	Amax-Carlsbad-Pecos Valley ML Tie-In, Indian Hills Phase 2	0		$ -	$ -	$ -	$ -	$ -	$ -	$ -
132	601000065	PRE-06924	Single Feed Monitoring	FP-NMG Dist Specific-Replace	376.1	$ -	$ -	$ -	$ -	$ -	$ -	$ -
133	601000065	PRE-06924	Single Feed Monitoring	FP-NMG Dist Specific-Replace	376.2	$ -	$ -	$ -	$ -	$ -	$ -	$ -
134	601000065	PRE-06924	Single Feed Monitoring	FP-NMG Dist Specific-Replace	376.4	$ -	$ -	$ -	$ -	$ -	$ -	$ -
135	601000065	PRE-06924	Single Feed Monitoring	FP-NMG Dist Specific-Replace	380.0	$ -	$ -	$ -	$ -	$ -	$ -	$ -
136	T626000066	TEMP	Cannon AFB Border Station	0		$ -	$ -	$ -	$ -	$ -	$ -	$ -
137	T626000067	TEMP	CLO 7th Reroute and Lower 8" and 10" Mainlines	0		$ -	$ -	$ -	$ -	$ -	$ -	$ -
138	T624000068	PRE-07469	Rebuild Cunningham Junction	FP-NMG Transm Specific-Replace	367.1	$ -	$ -	$ -	$ -	$ -	$ -	$ -
139	T624000068	PRE-07469	Rebuild Cunningham Junction	FP-NMG Transm Specific-Replace	368.0	$ -	$ -	$ -	$ -	$ -	$ -	$ -
140	T624000068	PRE-07469	Rebuild Cunningham Junction	FP-NMG Transm Specific-Replace	369.0	$ -	$ -	$ -	$ -	$ -	$ -	$ -
141	T680000069	PRE-07720	Gallup-Grants ML Leg-Off Pipeline Reroute by HDD	FP-NMG Transm Specific-Replace	367.1	$ -	$ -	$ -	$ -	$ -	$ -	$ -
142	T680000069	PRE-07720	Gallup-Grants ML Leg-Off Pipeline Reroute by HDD	FP-NMG Transm Specific-Replace	368.0	$ -	$ -	$ -	$ -	$ -	$ -	$ -
143	T680000069	PRE-07720	Gallup-Grants ML Leg-Off Pipeline Reroute by HDD	FP-NMG Transm Specific-Replace	369.0	$ -	$ -	$ -	$ -	$ -	$ -	$ -
144	601000070	NEW-12003	Statewide RTU Improvement	FP-NMG Transm Specific-Replace	367.1	$ -	$ -	$ -	$ -	$ -	$ -	$ -
145	601000070	NEW-12003	Statewide RTU Improvement	FP-NMG Transm Specific-Replace	368.0	$ -	$ -	$ -	$ -	$ -	$ -	$ -
146	601000070	NEW-12003	Statewide RTU Improvement	FP-NMG Transm Specific-Replace	369.0	$ -	$ -	$ -	$ -	$ -	$ -	$ -
147	601000071	PRE-07760	UFG & Station Improvement	FP-NMG Transm Specific-Replace	367.1	$ -	$ -	$ -	$ -	$ -	$ -	$ -
148	601000071	PRE-07760	UFG & Station Improvement	FP-NMG Transm Specific-Replace	368.0	$ -	$ -	$ -	$ -	$ -	$ -	$ -
149	601000071	PRE-07760	UFG & Station Improvement	FP-NMG Transm Specific-Replace	369.0	$ -	$ -	$ -	$ -	$ -	$ -	$ -
150	T624000072	TEMP	Potash ML Intrepid East: Pipe Replacement and Meter Station	0		$ -	$ -	$ -	$ -	$ -	$ -	$ -
151	660000073	PRE-06190	Santa Fe ML Looping, Phase 1	0		$ -	$ -	$ -	$ -	$ -	$ -	$ -
152	660000074	TEMP	SFE Bare Main Calle Katrina	0		$ -	$ -	$ -	$ -	$ -	$ -	$ -
153	660000075	TEMP	SFE Bare Main Calle Vianson	0		$ -	$ -	$ -	$ -	$ -	$ -	$ -
154	621000076	TEMP	ALA Bare Main 7th St.	0		$ -	$ -	$ -	$ -	$ -	$ -	$ -
155	626000077	TEMP	CLO 14th St and Edwards St Bare Main	0		$ -	$ -	$ -	$ -	$ -	$ -	$ -
156	605000078	TEMP	POR Bare Main Danube St and Elgin Ave	0		$ -	$ -	$ -	$ -	$ -	$ -	$ -
157	620000079	TEMP	ART Bare Main 13th & Yucca	0		$ -	$ -	$ -	$ -	$ -	$ -	$ -
158	620000080	TEMP	ART Bare Main North Haldeman	0		$ -	$ -	$ -	$ -	$ -	$ -	$ -
159	620000081	TEMP	ART Bare Main Park & 4th	0		$ -	$ -	$ -	$ -	$ -	$ -	$ -
160	629000082	PRE-07434	ROS Bare Main Ojibwa Road	FP-NMG Dist Specific-Replace	376.1	$ -	$ -	$ -	$ -	$ -	$ -	$ -
161	629000082	PRE-07434	ROS Bare Main Ojibwa Road	FP-NMG Dist Specific-Replace	376.2	$ -	$ -	$ -	$ -	$ -	$ -	$ -
162	629000082	PRE-07434	ROS Bare Main Ojibwa Road	FP-NMG Dist Specific-Replace	376.4	$ -	$ -	$ -	$ -	$ -	$ -	$ -
163	629000082	PRE-07434	ROS Bare Main Ojibwa Road	FP-NMG Dist Specific-Replace	380.0	$ -	$ -	$ -	$ -	$ -	$ -	$ -
164	629000083	TEMP	ROS Bare Main Virginia & 8th	0		$ -	$ -	$ -	$ -	$ -	$ -	$ -
165	620000084	TEMP	AMR Installation Artesia Townplant	0		$ -	$ -	$ -	$ -	$ -	$ -	$ -
166	624000085	TEMP	New Carlsbad Office	0		$ -	$ -	$ -	$ -	$ -	$ -	$ -
167	601000086	NCP-10661	Sit/Stand Units for Business Center	FP-NMG Office Furn & Equip	391.2	$ -	$ -	$ -	$ -	$ -	$ -	$ -
168	601000086	NCP-10661	Sit/Stand Units for Business Center	FP-NMG Office Furn & Equip	397.0	$ -	$ -	$ -	$ -	$ -	$ -	$ -
169	601000086	NCP-10661	Sit/Stand Units for Business Center	FP-NMG Office Furn & Equip	398.0	$ -	$ -	$ -	$ -	$ -	$ -	$ -
170	601000087	NCP-12967	Removal Costs	FP-NMG Salvage	376.2	$ 933	$ -	$ -	$ -	$ -	$ -	$ -
171	601000088	TEMP	Combo Meters Replacement	0		$ -	$ -	$ -	$ -	$ -	$ -	$ -

Sponsored by NMGC Witness Erik C. Buchanan

WP Plant 2 Clearings

NEW MEXICO GAS COMPANY, INC.

Plant Gross Activity
Base Period - 12 Months Ending March 31, 2023
Future Test Year - 12 Months Ending September 30, 2025

	A	B	C	D	E	M	N	O	P	Q	R	S	T
3	Investment Number	FP Number	Investment Name	FP Type	FERC Account	11/30/2023	12/31/2023	1/31/2024	2/29/2024	3/31/2024	4/30/2024	5/31/2024	6/30/2024
116	680000057	TEMP	Foothills Project	0		$ -	$ -	$ -	$ -	$ -	$ -	$ -	$ -
117	627000058	TEMP	Lovington 7" repacement	0		$ -	$ -	$ -	$ -	$ -	$ -	$ -	$ -
118	629000059	PRE-07446	Roswell 8" Replacement-Phase III	FP-NMG Dist Specific-Replace	376.1	$ -	$ -	$ -	$ -	$ -	$ -	$ -	$ -
119	629000059	PRE-07446	Roswell 8" Replacement-Phase III	FP-NMG Dist Specific-Replace	376.2	$ -	$ -	$ -	$ -	$ -	$ -	$ -	$ -
120	629000059	PRE-07446	Roswell 8" Replacement-Phase III	FP-NMG Dist Specific-Replace	376.4	$ -	$ -	$ -	$ -	$ -	$ -	$ -	$ -
121	629000059	PRE-07446	Roswell 8" Replacement-Phase III	FP-NMG Dist Specific-Replace	380.0	$ -	$ -	$ -	$ -	$ -	$ -	$ -	$ -
122	629000060	PRE-07446	Hagerman South & East Replacement	FP-NMG Dist Specific-Replace	376.1	$ -	$ -	$ -	$ -	$ -	$ -	$ -	$ -
123	629000060	PRE-07446	Hagerman South & East Replacement	FP-NMG Dist Specific-Replace	376.2	$ -	$ -	$ -	$ -	$ -	$ -	$ -	$ -
124	629000060	PRE-07446	Hagerman South & East Replacement	FP-NMG Dist Specific-Replace	376.4	$ -	$ -	$ -	$ -	$ -	$ -	$ -	$ -
125	629000060	PRE-07446	Hagerman South & East Replacement	FP-NMG Dist Specific-Replace	380.0	$ -	$ -	$ -	$ -	$ -	$ -	$ -	$ -
126	632000061	TEMP	SLC Pinos Altos Road Relocation	0		$ -	$ -	$ -	$ -	$ -	$ -	$ -	$ -
127	633000062	TEMP	TOC Odd Size Main Replacement	0		$ -	$ -	$ -	$ -	$ -	$ -	$ -	$ -
128	T680000063	TEMP	MAOP Replace - ABQ LP ML 20 " West at Torreon Mission	FP-NMG Transm Specific-Replace	367.1	$ -	$ -	$ -	$ -	$ -	$ -	$ -	$ -
129	T680000063	TEMP	MAOP Replace - ABQ LP ML 20 " West at Torreon Mission	FP-NMG Transm Specific-Replace	368.0	$ -	$ -	$ -	$ -	$ -	$ -	$ -	$ -
130	T680000063	TEMP	MAOP Replace - ABQ LP ML 20 " West at Torreon Mission	FP-NMG Transm Specific-Replace	369.0	$ -	$ -	$ -	$ -	$ -	$ -	$ -	$ -
131	T624000064	TEMP	Amax-Carlsbad-Pecos Valley ML Tie-In, Indian Hills Phase 2	0		$ -	$ -	$ -	$ -	$ -	$ -	$ -	$ -
132	601000065	PRE-06924	Single Feed Monitoring	FP-NMG Dist Specific-Replace	376.1	$ -	$ -	$ -	$ -	$ -	$ -	$ -	$ -
133	601000065	PRE-06924	Single Feed Monitoring	FP-NMG Dist Specific-Replace	376.2	$ -	$ -	$ -	$ -	$ -	$ -	$ -	$ -
134	601000065	PRE-06924	Single Feed Monitoring	FP-NMG Dist Specific-Replace	376.4	$ -	$ -	$ -	$ -	$ -	$ -	$ -	$ -
135	601000065	PRE-06924	Single Feed Monitoring	FP-NMG Dist Specific-Replace	380.0	$ -	$ -	$ -	$ -	$ -	$ -	$ -	$ -
136	T626000066	TEMP	Cannon AFB Border Station	0		$ -	$ -	$ -	$ -	$ -	$ -	$ -	$ -
137	T626000067	TEMP	CLO 7th Reroute and Lower 8" and 10" Mainlines	0		$ -	$ -	$ -	$ -	$ -	$ -	$ -	$ -
138	T624000068	PRE-07469	Rebuild Cunningham Junction	FP-NMG Transm Specific-Replace	367.1	$ -	$ -	$ -	$ -	$ -	$ -	$ -	$ -
139	T624000068	PRE-07469	Rebuild Cunningham Junction	FP-NMG Transm Specific-Replace	368.0	$ -	$ -	$ -	$ -	$ -	$ -	$ -	$ -
140	T624000068	PRE-07469	Rebuild Cunningham Junction	FP-NMG Transm Specific-Replace	369.0	$ -	$ -	$ -	$ -	$ -	$ -	$ -	$ -
141	T680000069	PRE-07720	Gallup-Grants ML Leg-Off Pipeline Reroute by HDD	FP-NMG Transm Specific-Replace	367.1	$ -	$ -	$ -	$ -	$ -	$ -	$ -	$ -
142	T680000069	PRE-07720	Gallup-Grants ML Leg-Off Pipeline Reroute by HDD	FP-NMG Transm Specific-Replace	368.0	$ -	$ -	$ -	$ -	$ -	$ -	$ -	$ -
143	T680000069	PRE-07720	Gallup-Grants ML Leg-Off Pipeline Reroute by HDD	FP-NMG Transm Specific-Replace	369.0	$ -	$ -	$ -	$ -	$ -	$ -	$ -	$ -
144	601000070	NEW-12003	Statewide RTU Improvement	FP-NMG Transm Specific-Replace	367.1	$ -	$ -	$ -	$ -	$ -	$ -	$ -	$ -
145	601000070	NEW-12003	Statewide RTU Improvement	FP-NMG Transm Specific-Replace	368.0	$ -	$ -	$ -	$ -	$ -	$ -	$ -	$ -
146	601000070	NEW-12003	Statewide RTU Improvement	FP-NMG Transm Specific-Replace	369.0	$ -	$ -	$ -	$ -	$ -	$ -	$ -	$ -
147	601000071	PRE-07760	UFG & Station Improvement	FP-NMG Transm Specific-Replace	367.1	$ -	$ -	$ -	$ -	$ -	$ -	$ -	$ -
148	601000071	PRE-07760	UFG & Station Improvement	FP-NMG Transm Specific-Replace	368.0	$ -	$ -	$ -	$ -	$ -	$ -	$ -	$ -
149	601000071	PRE-07760	UFG & Station Improvement	FP-NMG Transm Specific-Replace	369.0	$ -	$ -	$ -	$ -	$ -	$ -	$ -	$ -
150	T624000072	TEMP	Potash ML Intrepid East: Pipe Replacement and Meter Station	0		$ -	$ -	$ -	$ -	$ -	$ -	$ -	$ -
151	660000073	PRE-06190	Santa Fe ML Looping, Phase 1	0		$ -	$ -	$ -	$ -	$ -	$ -	$ -	$ -
152	660000074	TEMP	SFE Bare Main Calle Katrina	0		$ -	$ -	$ -	$ -	$ -	$ -	$ -	$ -
153	660000075	TEMP	SFE Bare Main Calle Vianson	0		$ -	$ -	$ -	$ -	$ -	$ -	$ -	$ -
154	621000076	TEMP	ALA Bare Main 7th St.	0		$ -	$ -	$ -	$ -	$ -	$ -	$ -	$ -
155	626000077	TEMP	CLO 14th St and Edwards St Bare Main	0		$ -	$ -	$ -	$ -	$ -	$ -	$ -	$ -
156	605000078	TEMP	POR Bare Main Danube St and Elgin Ave	0		$ -	$ -	$ -	$ -	$ -	$ -	$ -	$ -
157	620000079	TEMP	ART Bare Main 13th & Yucca	0		$ -	$ -	$ -	$ -	$ -	$ -	$ -	$ -
158	620000080	TEMP	ART Bare Main North Haldeman	0		$ -	$ -	$ -	$ -	$ -	$ -	$ -	$ -
159	620000081	TEMP	ART Bare Main Park & 4th	0		$ -	$ -	$ -	$ -	$ -	$ -	$ -	$ -
160	629000082	PRE-07434	ROS Bare Main Ojibwa Road	FP-NMG Dist Specific-Replace	376.1	$ -	$ -	$ -	$ -	$ -	$ -	$ -	$ -
161	629000082	PRE-07434	ROS Bare Main Ojibwa Road	FP-NMG Dist Specific-Replace	376.2	$ -	$ -	$ -	$ -	$ -	$ -	$ -	$ -
162	629000082	PRE-07434	ROS Bare Main Ojibwa Road	FP-NMG Dist Specific-Replace	376.4	$ -	$ -	$ -	$ -	$ -	$ -	$ -	$ -
163	629000082	PRE-07434	ROS Bare Main Ojibwa Road	FP-NMG Dist Specific-Replace	380.0	$ -	$ -	$ -	$ -	$ -	$ -	$ -	$ -
164	629000083	TEMP	ROS Bare Main Virginia & 8th	0		$ -	$ -	$ -	$ -	$ -	$ -	$ -	$ -
165	620000084	TEMP	AMR Installation Artesia Townplant	0		$ -	$ -	$ -	$ -	$ -	$ -	$ -	$ -
166	624000085	TEMP	New Carlsbad Office	0		$ -	$ -	$ -	$ -	$ -	$ -	$ -	$ -
167	601000086	NCP-10661	Sit/Stand Units for Business Center	FP-NMG Office Furn & Equip	391.2	$ -	$ -	$ -	$ -	$ -	$ -	$ -	$ -
168	601000086	NCP-10661	Sit/Stand Units for Business Center	FP-NMG Office Furn & Equip	397.0	$ -	$ -	$ -	$ -	$ -	$ -	$ -	$ -
169	601000086	NCP-10661	Sit/Stand Units for Business Center	FP-NMG Office Furn & Equip	398.0	$ -	$ -	$ -	$ -	$ -	$ -	$ -	$ -
170	601000087	NCP-12967	Removal Costs	FP-NMG Salvage	376.2	$ -	$ -	$ -	$ -	$ -	$ -	$ -	$ -
171	601000088	TEMP	Combo Meters Replacement	0		$ -	$ -	$ -	$ -	$ -	$ -	$ -	$ -

Sponsored by NMGC Witness Erik C. Buchanan

NEW MEXICO GAS COMPANY, INC.

Plant Gross Activity
Base Period - 12 Months Ending March 31, 2023
Future Test Year - 12 Months Ending September 30, 2025

	A	B	C	D	E	U	V	W	X	Y	Z	AA
3	Investment Number	FP Number	Investment Name	FP Type	FERC Account	7/31/2024	8/31/2024	9/30/2024	10/31/2024	11/30/2024	12/31/2024	1/31/2025
116	680000057	TEMP	Foothills Project	0		$ -	$ -	$ -	$ -	$ -	$ -	$ -
117	627000058	TEMP	Lovington 7" repacement	0		$ -	$ -	$ -	$ -	$ -	$ -	$ -
118	629000059	PRE-07446	Roswell 8" Replacement-Phase III	FP-NMG Dist Specific-Replace	376.1	$ -	$ -	$ -	$ -	$ -	$ -	$ -
119	629000059	PRE-07446	Roswell 8" Replacement-Phase III	FP-NMG Dist Specific-Replace	376.2	$ -	$ -	$ -	$ -	$ -	$ -	$ -
120	629000059	PRE-07446	Roswell 8" Replacement-Phase III	FP-NMG Dist Specific-Replace	376.4	$ -	$ -	$ -	$ -	$ -	$ -	$ -
121	629000059	PRE-07446	Roswell 8" Replacement-Phase III	FP-NMG Dist Specific-Replace	380.0	$ -	$ -	$ -	$ -	$ -	$ -	$ -
122	629000060	PRE-07446	Hagerman South & East Replacement	FP-NMG Dist Specific-Replace	376.1	$ -	$ -	$ -	$ -	$ -	$ -	$ -
123	629000060	PRE-07446	Hagerman South & East Replacement	FP-NMG Dist Specific-Replace	376.2	$ -	$ -	$ -	$ -	$ -	$ -	$ -
124	629000060	PRE-07446	Hagerman South & East Replacement	FP-NMG Dist Specific-Replace	376.4	$ -	$ -	$ -	$ -	$ -	$ -	$ -
125	629000060	PRE-07446	Hagerman South & East Replacement	FP-NMG Dist Specific-Replace	380.0	$ -	$ -	$ -	$ -	$ -	$ -	$ -
126	632000061	TEMP	SLC Pinos Altos Road Relocation	0		$ -	$ -	$ -	$ -	$ -	$ -	$ -
127	633000062	TEMP	TOC Odd Size Main Replacement	0		$ -	$ -	$ -	$ -	$ -	$ -	$ -
128	T680000063	TEMP	MAOP Replace - ABQ LP ML 20 " West at Torreon Mission	FP-NMG Transm Specific-Replace	367.1	$ -	$ -	$ -	$ -	$ -	$ -	$ -
129	T680000063	TEMP	MAOP Replace - ABQ LP ML 20 " West at Torreon Mission	FP-NMG Transm Specific-Replace	368.0	$ -	$ -	$ -	$ -	$ -	$ -	$ -
130	T680000063	TEMP	MAOP Replace - ABQ LP ML 20 " West at Torreon Mission	FP-NMG Transm Specific-Replace	369.0	$ -	$ -	$ -	$ -	$ -	$ -	$ -
131	T624000064	TEMP	Amax-Carlsbad-Pecos Valley ML Tie-In, Indian Hills Phase 2	0		$ -	$ -	$ -	$ -	$ -	$ -	$ -
132	601000065	PRE-06924	Single Feed Monitoring	FP-NMG Dist Specific-Replace	376.1	$ -	$ -	$ -	$ -	$ -	$ -	$ -
133	601000065	PRE-06924	Single Feed Monitoring	FP-NMG Dist Specific-Replace	376.2	$ -	$ -	$ -	$ -	$ -	$ -	$ -
134	601000065	PRE-06924	Single Feed Monitoring	FP-NMG Dist Specific-Replace	376.4	$ -	$ -	$ -	$ -	$ -	$ -	$ -
135	601000065	PRE-06924	Single Feed Monitoring	FP-NMG Dist Specific-Replace	380.0	$ -	$ -	$ -	$ -	$ -	$ -	$ -
136	T626000066	TEMP	Cannon AFB Border Station	0		$ -	$ -	$ -	$ -	$ -	$ -	$ -
137	T626000067	TEMP	CLO 7th Reroute and Lower 8" and 10" Mainlines	0		$ -	$ -	$ -	$ -	$ -	$ -	$ -
138	T624000068	PRE-07469	Rebuild Cunningham Junction	FP-NMG Transm Specific-Replace	367.1	$ -	$ -	$ -	$ -	$ -	$ -	$ -
139	T624000068	PRE-07469	Rebuild Cunningham Junction	FP-NMG Transm Specific-Replace	368.0	$ -	$ -	$ -	$ -	$ -	$ -	$ -
140	T624000068	PRE-07469	Rebuild Cunningham Junction	FP-NMG Transm Specific-Replace	369.0	$ -	$ -	$ -	$ -	$ -	$ -	$ -
141	T680000069	PRE-07720	Gallup-Grants ML Leg-Off Pipeline Reroute by HDD	FP-NMG Transm Specific-Replace	367.1	$ -	$ -	$ -	$ -	$ -	$ -	$ -
142	T680000069	PRE-07720	Gallup-Grants ML Leg-Off Pipeline Reroute by HDD	FP-NMG Transm Specific-Replace	368.0	$ -	$ -	$ -	$ -	$ -	$ -	$ -
143	T680000069	PRE-07720	Gallup-Grants ML Leg-Off Pipeline Reroute by HDD	FP-NMG Transm Specific-Replace	369.0	$ -	$ -	$ -	$ -	$ -	$ -	$ -
144	601000070	NEW-12003	Statewide RTU Improvement	FP-NMG Transm Specific-Replace	367.1	$ -	$ -	$ -	$ -	$ -	$ -	$ -
145	601000070	NEW-12003	Statewide RTU Improvement	FP-NMG Transm Specific-Replace	368.0	$ -	$ -	$ -	$ -	$ -	$ -	$ -
146	601000070	NEW-12003	Statewide RTU Improvement	FP-NMG Transm Specific-Replace	369.0	$ -	$ -	$ -	$ -	$ -	$ -	$ -
147	601000071	PRE-07760	UFG & Station Improvement	FP-NMG Transm Specific-Replace	367.1	$ -	$ -	$ -	$ -	$ -	$ -	$ -
148	601000071	PRE-07760	UFG & Station Improvement	FP-NMG Transm Specific-Replace	368.0	$ -	$ -	$ -	$ -	$ -	$ -	$ -
149	601000071	PRE-07760	UFG & Station Improvement	FP-NMG Transm Specific-Replace	369.0	$ -	$ -	$ -	$ -	$ -	$ -	$ -
150	T624000072	TEMP	Potash ML Intrepid East: Pipe Replacement and Meter Station	0		$ -	$ -	$ -	$ -	$ -	$ -	$ -
151	660000073	PRE-06190	Santa Fe ML Looping, Phase 1	0		$ -	$ -	$ -	$ -	$ -	$ -	$ -
152	660000074	TEMP	SFE Bare Main Calle Katrina	0		$ -	$ -	$ -	$ -	$ -	$ -	$ -
153	660000075	TEMP	SFE Bare Main Calle Vianson	0		$ -	$ -	$ -	$ -	$ -	$ -	$ -
154	621000076	TEMP	ALA Bare Main 7th St.	0		$ -	$ -	$ -	$ -	$ -	$ -	$ -
155	626000077	TEMP	CLO 14th St and Edwards St Bare Main	0		$ -	$ -	$ -	$ -	$ -	$ -	$ -
156	605000078	TEMP	POR Bare Main Danube St and Elgin Ave	0		$ -	$ -	$ -	$ -	$ -	$ -	$ -
157	620000079	TEMP	ART Bare Main 13th & Yucca	0		$ -	$ -	$ -	$ -	$ -	$ -	$ -
158	620000080	TEMP	ART Bare Main North Haldeman	0		$ -	$ -	$ -	$ -	$ -	$ -	$ -
159	620000081	TEMP	ART Bare Main Park & 4th	0		$ -	$ -	$ -	$ -	$ -	$ -	$ -
160	629000082	PRE-07434	ROS Bare Main Ojibwa Road	FP-NMG Dist Specific-Replace	376.1	$ -	$ -	$ -	$ -	$ -	$ -	$ -
161	629000082	PRE-07434	ROS Bare Main Ojibwa Road	FP-NMG Dist Specific-Replace	376.2	$ -	$ -	$ -	$ -	$ -	$ -	$ -
162	629000082	PRE-07434	ROS Bare Main Ojibwa Road	FP-NMG Dist Specific-Replace	376.4	$ -	$ -	$ -	$ -	$ -	$ -	$ -
163	629000082	PRE-07434	ROS Bare Main Ojibwa Road	FP-NMG Dist Specific-Replace	380.0	$ -	$ -	$ -	$ -	$ -	$ -	$ -
164	629000083	TEMP	ROS Bare Main Virginia & 8th	0		$ -	$ -	$ -	$ -	$ -	$ -	$ -
165	620000084	TEMP	AMR Installation Artesia Townplant	0		$ -	$ -	$ -	$ -	$ -	$ -	$ -
166	624000085	TEMP	New Carlsbad Office	0		$ -	$ -	$ -	$ -	$ -	$ -	$ -
167	601000086	NCP-10661	Sit/Stand Units for Business Center	FP-NMG Office Furn & Equip	391.2	$ -	$ -	$ -	$ -	$ -	$ -	$ -
168	601000086	NCP-10661	Sit/Stand Units for Business Center	FP-NMG Office Furn & Equip	397.0	$ -	$ -	$ -	$ -	$ -	$ -	$ -
169	601000086	NCP-10661	Sit/Stand Units for Business Center	FP-NMG Office Furn & Equip	398.0	$ -	$ -	$ -	$ -	$ -	$ -	$ -
170	601000087	NCP-12967	Removal Costs	FP-NMG Salvage	376.2	$ -	$ -	$ -	$ -	$ -	$ -	$ -
171	601000088	TEMP	Combo Meters Replacement	0		$ -	$ -	$ -	$ -	$ -	$ -	$ -

NEW MEXICO GAS COMPANY, INC.

Plant Gross Activity
Base Period - 12 Months Ending March 31, 2023
Future Test Year - 12 Months Ending September 30, 2025

	A	B	C	D	E	AB	AC	AD	AE	AF	AG	AH	AI
3	Investment Number	FP Number	Investment Name	FP Type	FERC Account	2/28/2025	3/31/2025	4/30/2025	5/31/2025	6/30/2025	7/31/2025	8/31/2025	9/30/2025
116	680000057	TEMP	Foothills Project	0		$ -	$ -	$ -	$ -	$ -	$ -	$ -	$ -
117	627000058	TEMP	Lovington 7" repacement	0		$ -	$ -	$ -	$ -	$ -	$ -	$ -	$ -
118	629000059	PRE-07446	Roswell 8" Replacement-Phase III	FP-NMG Dist Specific-Replace	376.1	$ -	$ -	$ -	$ -	$ -	$ -	$ -	$ -
119	629000059	PRE-07446	Roswell 8" Replacement-Phase III	FP-NMG Dist Specific-Replace	376.2	$ -	$ -	$ -	$ -	$ -	$ -	$ -	$ -
120	629000059	PRE-07446	Roswell 8" Replacement-Phase III	FP-NMG Dist Specific-Replace	376.4	$ -	$ -	$ -	$ -	$ -	$ -	$ -	$ -
121	629000059	PRE-07446	Roswell 8" Replacement-Phase III	FP-NMG Dist Specific-Replace	380.0	$ -	$ -	$ -	$ -	$ -	$ -	$ -	$ -
122	629000060	PRE-07446	Hagerman South & East Replacement	FP-NMG Dist Specific-Replace	376.1	$ -	$ -	$ -	$ -	$ -	$ -	$ -	$ -
123	629000060	PRE-07446	Hagerman South & East Replacement	FP-NMG Dist Specific-Replace	376.2	$ -	$ -	$ -	$ -	$ -	$ -	$ -	$ -
124	629000060	PRE-07446	Hagerman South & East Replacement	FP-NMG Dist Specific-Replace	376.4	$ -	$ -	$ -	$ -	$ -	$ -	$ -	$ -
125	629000060	PRE-07446	Hagerman South & East Replacement	FP-NMG Dist Specific-Replace	380.0	$ -	$ -	$ -	$ -	$ -	$ -	$ -	$ -
126	632000061	TEMP	SLC Pinos Altos Road Relocation	0		$ -	$ -	$ -	$ -	$ -	$ -	$ -	$ -
127	633000062	TEMP	TOC Odd Size Main Replacement	0		$ -	$ -	$ -	$ -	$ -	$ -	$ -	$ -
128	T680000063	TEMP	MAOP Replace - ABQ LP ML 20 " West at Torreon Mission	FP-NMG Transm Specific-Replace	367.1	$ -	$ -	$ -	$ -	$ -	$ -	$ -	$ 535,603
129	T680000063	TEMP	MAOP Replace - ABQ LP ML 20 " West at Torreon Mission	FP-NMG Transm Specific-Replace	368.0	$ -	$ -	$ -	$ -	$ -	$ -	$ -	$ 76,515
130	T680000063	TEMP	MAOP Replace - ABQ LP ML 20 " West at Torreon Mission	FP-NMG Transm Specific-Replace	369.0	$ -	$ -	$ -	$ -	$ -	$ -	$ -	$ 153,029
131	T624000064	TEMP	Amax-Carlsbad-Pecos Valley ML Tie-In, Indian Hills Phase 2	0		$ -	$ -	$ -	$ -	$ -	$ -	$ -	$ -
132	601000065	PRE-06924	Single Feed Monitoring	FP-NMG Dist Specific-Replace	376.1	$ -	$ -	$ -	$ -	$ -	$ -	$ -	$ -
133	601000065	PRE-06924	Single Feed Monitoring	FP-NMG Dist Specific-Replace	376.2	$ -	$ -	$ -	$ -	$ -	$ -	$ -	$ -
134	601000065	PRE-06924	Single Feed Monitoring	FP-NMG Dist Specific-Replace	376.4	$ -	$ -	$ -	$ -	$ -	$ -	$ -	$ -
135	601000065	PRE-06924	Single Feed Monitoring	FP-NMG Dist Specific-Replace	380.0	$ -	$ -	$ -	$ -	$ -	$ -	$ -	$ -
136	T626000066	TEMP	Cannon AFB Border Station	0		$ -	$ -	$ -	$ -	$ -	$ -	$ -	$ -
137	T626000067	TEMP	CLO 7th Reroute and Lower 8" and 10" Mainlines	0		$ -	$ -	$ -	$ -	$ -	$ -	$ -	$ -
138	T624000068	PRE-07469	Rebuild Cunningham Junction	FP-NMG Transm Specific-Replace	367.1	$ -	$ -	$ -	$ -	$ -	$ -	$ -	$ -
139	T624000068	PRE-07469	Rebuild Cunningham Junction	FP-NMG Transm Specific-Replace	368.0	$ -	$ -	$ -	$ -	$ -	$ -	$ -	$ -
140	T624000068	PRE-07469	Rebuild Cunningham Junction	FP-NMG Transm Specific-Replace	369.0	$ -	$ -	$ -	$ -	$ -	$ -	$ -	$ -
141	T680000069	PRE-07720	Gallup-Grants ML Leg-Off Pipeline Reroute by HDD	FP-NMG Transm Specific-Replace	367.1	$ -	$ -	$ -	$ -	$ -	$ -	$ -	$ -
142	T680000069	PRE-07720	Gallup-Grants ML Leg-Off Pipeline Reroute by HDD	FP-NMG Transm Specific-Replace	368.0	$ -	$ -	$ -	$ -	$ -	$ -	$ -	$ -
143	T680000069	PRE-07720	Gallup-Grants ML Leg-Off Pipeline Reroute by HDD	FP-NMG Transm Specific-Replace	369.0	$ -	$ -	$ -	$ -	$ -	$ -	$ -	$ -
144	601000070	NEW-12003	Statewide RTU Improvement	FP-NMG Transm Specific-Replace	367.1	$ -	$ -	$ -	$ -	$ -	$ -	$ -	$ -
145	601000070	NEW-12003	Statewide RTU Improvement	FP-NMG Transm Specific-Replace	368.0	$ -	$ -	$ -	$ -	$ -	$ -	$ -	$ -
146	601000070	NEW-12003	Statewide RTU Improvement	FP-NMG Transm Specific-Replace	369.0	$ -	$ -	$ -	$ -	$ -	$ -	$ -	$ -
147	601000071	PRE-07760	UFG & Station Improvement	FP-NMG Transm Specific-Replace	367.1	$ -	$ -	$ -	$ -	$ -	$ -	$ -	$ -
148	601000071	PRE-07760	UFG & Station Improvement	FP-NMG Transm Specific-Replace	368.0	$ -	$ -	$ -	$ -	$ -	$ -	$ -	$ -
149	601000071	PRE-07760	UFG & Station Improvement	FP-NMG Transm Specific-Replace	369.0	$ -	$ -	$ -	$ -	$ -	$ -	$ -	$ -
150	T624000072	TEMP	Potash ML Intrepid East: Pipe Replacement and Meter Station	0		$ -	$ -	$ -	$ -	$ -	$ -	$ -	$ -
151	660000073	PRE-06190	Santa Fe ML Looping, Phase 1	0		$ -	$ -	$ -	$ -	$ -	$ -	$ -	$ -
152	660000074	TEMP	SFE Bare Main Calle Katrina	0		$ -	$ -	$ -	$ -	$ -	$ -	$ -	$ -
153	660000075	TEMP	SFE Bare Main Calle Vianson	0		$ -	$ -	$ -	$ -	$ -	$ -	$ -	$ -
154	621000076	TEMP	ALA Bare Main 7th St.	0		$ -	$ -	$ -	$ -	$ -	$ -	$ -	$ -
155	626000077	TEMP	CLO 14th St and Edwards St Bare Main	0		$ -	$ -	$ -	$ -	$ -	$ -	$ -	$ -
156	605000078	TEMP	POR Bare Main Danube St and Elgin Ave	0		$ -	$ -	$ -	$ -	$ -	$ -	$ -	$ -
157	620000079	TEMP	ART Bare Main 13th & Yucca	0		$ -	$ -	$ -	$ -	$ -	$ -	$ -	$ -
158	620000080	TEMP	ART Bare Main North Haldeman	0		$ -	$ -	$ -	$ -	$ -	$ -	$ -	$ -
159	620000081	TEMP	ART Bare Main Park & 4th	0		$ -	$ -	$ -	$ -	$ -	$ -	$ -	$ -
160	629000082	PRE-07434	ROS Bare Main Ojibwa Road	FP-NMG Dist Specific-Replace	376.1	$ -	$ -	$ -	$ -	$ -	$ -	$ -	$ -
161	629000082	PRE-07434	ROS Bare Main Ojibwa Road	FP-NMG Dist Specific-Replace	376.2	$ -	$ -	$ -	$ -	$ -	$ -	$ -	$ -
162	629000082	PRE-07434	ROS Bare Main Ojibwa Road	FP-NMG Dist Specific-Replace	376.4	$ -	$ -	$ -	$ -	$ -	$ -	$ -	$ -
163	629000082	PRE-07434	ROS Bare Main Ojibwa Road	FP-NMG Dist Specific-Replace	380.0	$ -	$ -	$ -	$ -	$ -	$ -	$ -	$ -
164	629000083	TEMP	ROS Bare Main Virginia & 8th	0		$ -	$ -	$ -	$ -	$ -	$ -	$ -	$ -
165	620000084	TEMP	AMR Installation Artesia Townplant	0		$ -	$ -	$ -	$ -	$ -	$ -	$ -	$ -
166	624000085	TEMP	New Carlsbad Office	0		$ -	$ -	$ -	$ -	$ -	$ -	$ -	$ -
167	601000086	NCP-10661	Sit/Stand Units for Business Center	FP-NMG Office Furn & Equip	391.2	$ -	$ -	$ -	$ -	$ -	$ -	$ -	$ -
168	601000086	NCP-10661	Sit/Stand Units for Business Center	FP-NMG Office Furn & Equip	397.0	$ -	$ -	$ -	$ -	$ -	$ -	$ -	$ -
169	601000086	NCP-10661	Sit/Stand Units for Business Center	FP-NMG Office Furn & Equip	398.0	$ -	$ -	$ -	$ -	$ -	$ -	$ -	$ -
170	601000087	NCP-12967	Removal Costs	FP-NMG Salvage	376.2	$ -	$ -	$ -	$ -	$ -	$ -	$ -	$ -
171	601000088	TEMP	Combo Meters Replacement	0		$ -	$ -	$ -	$ -	$ -	$ -	$ -	$ -

Sponsored by NMGC Witness Erik C. Buchanan

WP Plant 2 Clearings

NEW MEXICO GAS COMPANY, INC.

Plant Gross Activity
Base Period - 12 Months Ending March 31, 2023
Future Test Year - 12 Months Ending September 30, 2025

	A	B	C	D	E	F	G	H	I	J	K	L
3	Investment Number	FP Number	Investment Name	FP Type	FERC Account	4/30/2023	5/31/2023	6/30/2023	7/31/2023	8/31/2023	9/30/2023	10/31/2023
172	621000089	TEMP	Mains - Alamogordo - New	0		$ -	$ -	$ -	$ -	$ -	$ -	$ -
173	621000090	TEMP	Land, Structures & Sta - Alamogordo - New	0		$ -	$ -	$ -	$ -	$ -	$ -	$ -
174	621000091	TEMP	Meters - Residential - Alamogordo - New	0		$ -	$ -	$ -	$ -	$ -	$ -	$ -
175	621000092	TEMP	Meters - Industrial - Alamogordo - New	0		$ -	$ -	$ -	$ -	$ -	$ -	$ -
176	621000093	TEMP	Services - Alamogordo	FP-NMG Dist Services-New	380.0	$ -	$ -	$ -	$ -	$ -	$ -	$ -
177	621000093	TEMP	Services - Alamogordo	FP-NMG Dist Services-New	380.1	$ -	$ -	$ -	$ -	$ -	$ -	$ -
178	632000094	TEMP	Mains - Silver City - New	0		$ -	$ -	$ -	$ -	$ -	$ -	$ -
179	632000095	TEMP	Land, Structures & Sta - Silver City - New	0		$ -	$ -	$ -	$ -	$ -	$ -	$ -
180	632000096	TEMP	Meters - Residential - Silver City - New	0		$ -	$ -	$ -	$ -	$ -	$ -	$ -
181	632000097	TEMP	Services - Silver City - New	0		$ -	$ -	$ -	$ -	$ -	$ -	$ -
182	633000098	NEW-08477	Mains - T or C - New	FP-NMG Dist Mains-New	376.2	$ -	$ -	$ 175,177	$ -	$ -	$ 78,914	$ -
183	633000099	TEMP	Land, Structures & Sta - T or C - New	0		$ -	$ -	$ -	$ -	$ -	$ -	$ -
184	633000100	TEMP	Meters - Residential - T or C - New	0		$ -	$ -	$ -	$ -	$ -	$ -	$ -
185	633000101	TEMP	Services - T or C - New	0		$ -	$ -	$ -	$ -	$ -	$ -	$ -
186	622000102	TEMP	Mains - Anthony - New	0		$ -	$ -	$ -	$ -	$ -	$ -	$ -
187	622000103	TEMP	Land, Structures & Sta - Anthony - New	0		$ -	$ -	$ -	$ -	$ -	$ -	$ -
188	622000104	TEMP	Meters - Residential - Anthony - New	0		$ -	$ -	$ -	$ -	$ -	$ -	$ -
189	622000105	TEMP	Meters - Industrial - Anthony - New	0		$ -	$ -	$ -	$ -	$ -	$ -	$ -
190	622000106	TEMP	Services - Anthony - New	0		$ -	$ -	$ -	$ -	$ -	$ -	$ -
191	621000107	TEMP	Mains - Alamogordo - Replace	0		$ -	$ -	$ -	$ -	$ -	$ -	$ -
192	621000108	TEMP	Cathodic Protection - Alamogordo	0		$ -	$ -	$ -	$ -	$ -	$ -	$ -
193	621000109	TEMP	Land, Structures & Sta - Alamogordo - Replace	0		$ -	$ -	$ -	$ -	$ -	$ -	$ -
194	621000110	TEMP	Meters - Residential - Alamogordo - Replace	0		$ -	$ -	$ -	$ -	$ -	$ -	$ -
195	621000111	TEMP	Meters - Industrial - Alamogordo - Replace	0		$ -	$ -	$ -	$ -	$ -	$ -	$ -
196	632000112	TEMP	Mains - Silver City - Replace	0		$ -	$ -	$ -	$ -	$ -	$ -	$ -
197	632000113	TEMP	Cathodic Protection - Silver City	0		$ -	$ -	$ -	$ -	$ -	$ -	$ -
198	632000114	TEMP	Land, Structures & Sta - Silver City - Replace	0		$ -	$ -	$ -	$ -	$ -	$ -	$ -
199	632000115	TEMP	Meters - Residential - Silver City - Replace	0		$ -	$ -	$ -	$ -	$ -	$ -	$ -
200	632000116	TEMP	Meters - Industrial - Silver City	0		$ -	$ -	$ -	$ -	$ -	$ -	$ -
201	632000117	TEMP	Services - Silver City - Replace	0		$ -	$ -	$ -	$ -	$ -	$ -	$ -
202	633000118	TEMP	Mains - T or C - Replace	0		$ -	$ -	$ -	$ -	$ -	$ -	$ -
203	633000119	TEMP	Cathodic Protection - T or C	0		$ -	$ -	$ -	$ -	$ -	$ -	$ -
204	633000120	TEMP	Land, Structures & Sta - T or C - Replace	0		$ -	$ -	$ -	$ -	$ -	$ -	$ -
205	633000121	TEMP	Meters - Residential - T or C - Replace	0		$ -	$ -	$ -	$ -	$ -	$ -	$ -
206	633000122	TEMP	Services - T or C - Replace	0		$ -	$ -	$ -	$ -	$ -	$ -	$ -
207	622000123	TEMP	Mains - Anthony - Replace	0		$ -	$ -	$ -	$ -	$ -	$ -	$ -
208	622000124	TEMP	Cathodic Protection - Anthony	0		$ -	$ -	$ -	$ -	$ -	$ -	$ -
209	622000125	TEMP	Land, Structures & Sta - Anthony - Replace	0		$ -	$ -	$ -	$ -	$ -	$ -	$ -
210	622000126	TEMP	Meters - Residential - Anthony - Replace	0		$ -	$ -	$ -	$ -	$ -	$ -	$ -
211	622000127	TEMP	Meters - Industrial - Anthony - Replace	0		$ -	$ -	$ -	$ -	$ -	$ -	$ -
212	622000128	TEMP	Services - Anthony - Replace	0		$ -	$ -	$ -	$ -	$ -	$ -	$ -
213	610000129	TEMP	Mains - Albuquerque - New	0		$ -	$ -	$ -	$ -	$ -	$ -	$ -
214	610000130	TEMP	Cathodic Protetction - Albuquerque - New	0		$ -	$ -	$ -	$ -	$ -	$ -	$ -
215	610000131	NEW-08326	Land, Structures & Sta - Albuquerque - New	FP-NMG Dist Stations-New	378.0	$ -	$ -	$ -	$ -	$ -	$ -	$ -
216	610000131	NEW-08326	Land, Structures & Sta - Albuquerque - New	FP-NMG Dist Stations-New	385.0	$ -	$ -	$ -	$ -	$ -	$ -	$ -
217	610000132	TEMP	Meters - Residential - Albuquerque - New	0		$ -	$ -	$ -	$ -	$ -	$ -	$ -
218	610000133	TEMP	Services - Albuquerque - New	0		$ -	$ -	$ -	$ -	$ -	$ -	$ -
219	610000134	PRE-05591	Mains - Albuquerque - Replace	FP-NMG Dist Mains-Replace	376.1	$ -	$ -	$ 64	$ -	$ -	$ -	$ -
220	610000134	PRE-05591	Mains - Albuquerque - Replace	FP-NMG Dist Mains-Replace	376.2	$ -	$ -	$ 69	$ -	$ -	$ -	$ -
221	610000134	PRE-05591	Mains - Albuquerque - Replace	FP-NMG Dist Mains-Replace	376.4	$ -	$ -	$ 16	$ -	$ -	$ -	$ -
222	610000134	PRE-05591	Mains - Albuquerque - Replace	FP-NMG Dist Mains-Replace	380.0	$ -	$ -	$ 8	$ -	$ -	$ -	$ -
223	610000135	TEMP	Cathodic Protetction - Albuquerque - Replace	0		$ -	$ -	$ -	$ -	$ -	$ -	$ -
224	610000136	TEMP	Land, Structures & Sta - Albuquerque - Replace	0		$ -	$ -	$ -	$ -	$ -	$ -	$ -
225	610000137	TEMP	Meters - Residential - Albuquerque - Replace	0		$ -	$ -	$ -	$ -	$ -	$ -	$ -
226	610000138	TEMP	Services - Albuquerque - Replace	0		$ -	$ -	$ -	$ -	$ -	$ -	$ -
227	624000139	NEW-08408	Mains - Carlsbad - New - 2	FP-NMG Dist Mains-New	376.2	$ -	$ -	$ 296,671	$ -	$ -	$ 21,016	$ -

Sponsored by NMGC Witness Erik C. Buchanan

WP Plant 2 Clearings

NEW MEXICO GAS COMPANY, INC.

Plant Gross Activity
Base Period - 12 Months Ending March 31, 2023
Future Test Year - 12 Months Ending September 30, 2025

	A	B	C	D	E	M	N	O	P	Q	R	S	T
3	Investment Number	FP Number	Investment Name	FP Type	FERC Account	11/30/2023	12/31/2023	1/31/2024	2/29/2024	3/31/2024	4/30/2024	5/31/2024	6/30/2024
172	621000089	TEMP	Mains - Alamogordo - New	0		$ -	$ -	$ -	$ -	$ -	$ -	$ -	$ -
173	621000090	TEMP	Land, Structures & Sta - Alamogordo - New	0		$ -	$ -	$ -	$ -	$ -	$ -	$ -	$ -
174	621000091	TEMP	Meters - Residential - Alamogordo - New	0		$ -	$ -	$ -	$ -	$ -	$ -	$ -	$ -
175	621000092	TEMP	Meters - Industrial - Alamogordo - New	0		$ -	$ -	$ -	$ -	$ -	$ -	$ -	$ -
176	621000093	TEMP	Services - Alamogordo	FP-NMG Dist Services-New	380.0	$ -	$ -	$ -	$ -	$ -	$ -	$ -	$ -
177	621000093	TEMP	Services - Alamogordo	FP-NMG Dist Services-New	380.1	$ -	$ -	$ -	$ -	$ -	$ -	$ -	$ -
178	632000094	TEMP	Mains - Silver City - New	0		$ -	$ -	$ -	$ -	$ -	$ -	$ -	$ -
179	632000095	TEMP	Land, Structures & Sta - Silver City - New	0		$ -	$ -	$ -	$ -	$ -	$ -	$ -	$ -
180	632000096	TEMP	Meters - Residential - Silver City - New	0		$ -	$ -	$ -	$ -	$ -	$ -	$ -	$ -
181	632000097	TEMP	Services - Silver City - New	0		$ -	$ -	$ -	$ -	$ -	$ -	$ -	$ -
182	633000098	NEW-08477	Mains - T or C - New	FP-NMG Dist Mains-New	376.2	$ -	$ -	$ -	$ -	$ 3,514	$ -	$ -	$ 5,259
183	633000099	TEMP	Land, Structures & Sta - T or C - New	0		$ -	$ -	$ -	$ -	$ -	$ -	$ -	$ -
184	633000100	TEMP	Meters - Residential - T or C - New	0		$ -	$ -	$ -	$ -	$ -	$ -	$ -	$ -
185	633000101	TEMP	Services - T or C - New	0		$ -	$ -	$ -	$ -	$ -	$ -	$ -	$ -
186	622000102	TEMP	Mains - Anthony - New	0		$ -	$ -	$ -	$ -	$ -	$ -	$ -	$ -
187	622000103	TEMP	Land, Structures & Sta - Anthony - New	0		$ -	$ -	$ -	$ -	$ -	$ -	$ -	$ -
188	622000104	TEMP	Meters - Residential - Anthony - New	0		$ -	$ -	$ -	$ -	$ -	$ -	$ -	$ -
189	622000105	TEMP	Meters - Industrial - Anthony - New	0		$ -	$ -	$ -	$ -	$ -	$ -	$ -	$ -
190	622000106	TEMP	Services - Anthony - New	0		$ -	$ -	$ -	$ -	$ -	$ -	$ -	$ -
191	621000107	TEMP	Mains - Alamogordo - Replace	0		$ -	$ -	$ -	$ -	$ -	$ -	$ -	$ -
192	621000108	TEMP	Cathodic Protection - Alamogordo	0		$ -	$ -	$ -	$ -	$ -	$ -	$ -	$ -
193	621000109	TEMP	Land, Structures & Sta - Alamogordo - Replace	0		$ -	$ -	$ -	$ -	$ -	$ -	$ -	$ -
194	621000110	TEMP	Meters - Residential - Alamogordo - Replace	0		$ -	$ -	$ -	$ -	$ -	$ -	$ -	$ -
195	621000111	TEMP	Meters - Industrial - Alamogordo - Replace	0		$ -	$ -	$ -	$ -	$ -	$ -	$ -	$ -
196	632000112	TEMP	Mains - Silver City - Replace	0		$ -	$ -	$ -	$ -	$ -	$ -	$ -	$ -
197	632000113	TEMP	Cathodic Protection - Silver City	0		$ -	$ -	$ -	$ -	$ -	$ -	$ -	$ -
198	632000114	TEMP	Land, Structures & Sta - Silver City - Replace	0		$ -	$ -	$ -	$ -	$ -	$ -	$ -	$ -
199	632000115	TEMP	Meters - Residential - Silver City - Replace	0		$ -	$ -	$ -	$ -	$ -	$ -	$ -	$ -
200	632000116	TEMP	Meters - Industrial - Silver City	0		$ -	$ -	$ -	$ -	$ -	$ -	$ -	$ -
201	632000117	TEMP	Services - Silver City - Replace	0		$ -	$ -	$ -	$ -	$ -	$ -	$ -	$ -
202	633000118	TEMP	Mains - T or C - Replace	0		$ -	$ -	$ -	$ -	$ -	$ -	$ -	$ -
203	633000119	TEMP	Cathodic Protection - T or C	0		$ -	$ -	$ -	$ -	$ -	$ -	$ -	$ -
204	633000120	TEMP	Land, Structures & Sta - T or C - Replace	0		$ -	$ -	$ -	$ -	$ -	$ -	$ -	$ -
205	633000121	TEMP	Meters - Residential - T or C - Replace	0		$ -	$ -	$ -	$ -	$ -	$ -	$ -	$ -
206	633000122	TEMP	Services - T or C - Replace	0		$ -	$ -	$ -	$ -	$ -	$ -	$ -	$ -
207	622000123	TEMP	Mains - Anthony - Replace	0		$ -	$ -	$ -	$ -	$ -	$ -	$ -	$ -
208	622000124	TEMP	Cathodic Protection - Anthony	0		$ -	$ -	$ -	$ -	$ -	$ -	$ -	$ -
209	622000125	TEMP	Land, Structures & Sta - Anthony - Replace	0		$ -	$ -	$ -	$ -	$ -	$ -	$ -	$ -
210	622000126	TEMP	Meters - Residential - Anthony - Replace	0		$ -	$ -	$ -	$ -	$ -	$ -	$ -	$ -
211	622000127	TEMP	Meters - Industrial - Anthony - Replace	0		$ -	$ -	$ -	$ -	$ -	$ -	$ -	$ -
212	622000128	TEMP	Services - Anthony - Replace	0		$ -	$ -	$ -	$ -	$ -	$ -	$ -	$ -
213	610000129	TEMP	Mains - Albuquerque - New	0		$ -	$ -	$ -	$ -	$ -	$ -	$ -	$ -
214	610000130	TEMP	Cathodic Protetction - Albuquerque - New	0		$ -	$ -	$ -	$ -	$ -	$ -	$ -	$ -
215	610000131	NEW-08326	Land, Structures & Sta - Albuquerque - New	FP-NMG Dist Stations-New	378.0	$ -	$ -	$ -	$ -	$ -	$ -	$ -	$ -
216	610000131	NEW-08326	Land, Structures & Sta - Albuquerque - New	FP-NMG Dist Stations-New	385.0	$ -	$ -	$ -	$ -	$ -	$ -	$ -	$ -
217	610000132	TEMP	Meters - Residential - Albuquerque - New	0		$ -	$ -	$ -	$ -	$ -	$ -	$ -	$ -
218	610000133	TEMP	Services - Albuquerque - New	0		$ -	$ -	$ -	$ -	$ -	$ -	$ -	$ -
219	610000134	PRE-05591	Mains - Albuquerque - Replace	FP-NMG Dist Mains-Replace	376.1	$ -	$ -	$ -	$ -	$ -	$ -	$ -	$ -
220	610000134	PRE-05591	Mains - Albuquerque - Replace	FP-NMG Dist Mains-Replace	376.2	$ -	$ -	$ -	$ -	$ -	$ -	$ -	$ -
221	610000134	PRE-05591	Mains - Albuquerque - Replace	FP-NMG Dist Mains-Replace	376.4	$ -	$ -	$ -	$ -	$ -	$ -	$ -	$ -
222	610000134	PRE-05591	Mains - Albuquerque - Replace	FP-NMG Dist Mains-Replace	380.0	$ -	$ -	$ -	$ -	$ -	$ -	$ -	$ -
223	610000135	TEMP	Cathodic Protetction - Albuquerque - Replace	0		$ -	$ -	$ -	$ -	$ -	$ -	$ -	$ -
224	610000136	TEMP	Land, Structures & Sta - Albuquerque - Replace	0		$ -	$ -	$ -	$ -	$ -	$ -	$ -	$ -
225	610000137	TEMP	Meters - Residential - Albuquerque - Replace	0		$ -	$ -	$ -	$ -	$ -	$ -	$ -	$ -
226	610000138	TEMP	Services - Albuquerque - Replace	0		$ -	$ -	$ -	$ -	$ -	$ -	$ -	$ -
227	624000139	NEW-08408	Mains - Carlsbad - New - 2	FP-NMG Dist Mains-New	376.2	$ -	$ 108,849	$ -	$ -	$ 46,659	$ -	$ -	$ 62,361

NEW MEXICO GAS COMPANY, INC.

Plant Gross Activity
Base Period - 12 Months Ending March 31, 2023
Future Test Year - 12 Months Ending September 30, 2025

	A	B	C	D	E	U	V	W	X	Y	Z	AA
3	Investment Number	FP Number	Investment Name	FP Type	FERC Account	7/31/2024	8/31/2024	9/30/2024	10/31/2024	11/30/2024	12/31/2024	1/31/2025
172	621000089	TEMP	Mains - Alamogordo - New	0		$ -	$ -	$ -	$ -	$ -	$ -	$ -
173	621000090	TEMP	Land, Structures & Sta - Alamogordo - New	0		$ -	$ -	$ -	$ -	$ -	$ -	$ -
174	621000091	TEMP	Meters - Residential - Alamogordo - New	0		$ -	$ -	$ -	$ -	$ -	$ -	$ -
175	621000092	TEMP	Meters - Industrial - Alamogordo - New	0		$ -	$ -	$ -	$ -	$ -	$ -	$ -
176	621000093	TEMP	Services - Alamogordo	FP-NMG Dist Services-New	380.0	$ -	$ -	$ -	$ -	$ -	$ -	$ -
177	621000093	TEMP	Services - Alamogordo	FP-NMG Dist Services-New	380.1	$ -	$ -	$ -	$ -	$ -	$ -	$ -
178	632000094	TEMP	Mains - Silver City - New	0		$ -	$ -	$ -	$ -	$ -	$ -	$ -
179	632000095	TEMP	Land, Structures & Sta - Silver City - New	0		$ -	$ -	$ -	$ -	$ -	$ -	$ -
180	632000096	TEMP	Meters - Residential - Silver City - New	0		$ -	$ -	$ -	$ -	$ -	$ -	$ -
181	632000097	TEMP	Services - Silver City - New	0		$ -	$ -	$ -	$ -	$ -	$ -	$ -
182	633000098	NEW-08477	Mains - T or C - New	FP-NMG Dist Mains-New	376.2	$ -	$ -	$ 5,259	$ -	$ -	$ 10,582	$ -
183	633000099	TEMP	Land, Structures & Sta - T or C - New	0		$ -	$ -	$ -	$ -	$ -	$ -	$ -
184	633000100	TEMP	Meters - Residential - T or C - New	0		$ -	$ -	$ -	$ -	$ -	$ -	$ -
185	633000101	TEMP	Services - T or C - New	0		$ -	$ -	$ -	$ -	$ -	$ -	$ -
186	622000102	TEMP	Mains - Anthony - New	0		$ -	$ -	$ -	$ -	$ -	$ -	$ -
187	622000103	TEMP	Land, Structures & Sta - Anthony - New	0		$ -	$ -	$ -	$ -	$ -	$ -	$ -
188	622000104	TEMP	Meters - Residential - Anthony - New	0		$ -	$ -	$ -	$ -	$ -	$ -	$ -
189	622000105	TEMP	Meters - Industrial - Anthony - New	0		$ -	$ -	$ -	$ -	$ -	$ -	$ -
190	622000106	TEMP	Services - Anthony - New	0		$ -	$ -	$ -	$ -	$ -	$ -	$ -
191	621000107	TEMP	Mains - Alamogordo - Replace	0		$ -	$ -	$ -	$ -	$ -	$ -	$ -
192	621000108	TEMP	Cathodic Protection - Alamogordo	0		$ -	$ -	$ -	$ -	$ -	$ -	$ -
193	621000109	TEMP	Land, Structures & Sta - Alamogordo - Replace	0		$ -	$ -	$ -	$ -	$ -	$ -	$ -
194	621000110	TEMP	Meters - Residential - Alamogordo - Replace	0		$ -	$ -	$ -	$ -	$ -	$ -	$ -
195	621000111	TEMP	Meters - Industrial - Alamogordo - Replace	0		$ -	$ -	$ -	$ -	$ -	$ -	$ -
196	632000112	TEMP	Mains - Silver City - Replace	0		$ -	$ -	$ -	$ -	$ -	$ -	$ -
197	632000113	TEMP	Cathodic Protection - Silver City	0		$ -	$ -	$ -	$ -	$ -	$ -	$ -
198	632000114	TEMP	Land, Structures & Sta - Silver City - Replace	0		$ -	$ -	$ -	$ -	$ -	$ -	$ -
199	632000115	TEMP	Meters - Residential - Silver City - Replace	0		$ -	$ -	$ -	$ -	$ -	$ -	$ -
200	632000116	TEMP	Meters - Industrial - Silver City	0		$ -	$ -	$ -	$ -	$ -	$ -	$ -
201	632000117	TEMP	Services - Silver City - Replace	0		$ -	$ -	$ -	$ -	$ -	$ -	$ -
202	633000118	TEMP	Mains - T or C - Replace	0		$ -	$ -	$ -	$ -	$ -	$ -	$ -
203	633000119	TEMP	Cathodic Protection - T or C	0		$ -	$ -	$ -	$ -	$ -	$ -	$ -
204	633000120	TEMP	Land, Structures & Sta - T or C - Replace	0		$ -	$ -	$ -	$ -	$ -	$ -	$ -
205	633000121	TEMP	Meters - Residential - T or C - Replace	0		$ -	$ -	$ -	$ -	$ -	$ -	$ -
206	633000122	TEMP	Services - T or C - Replace	0		$ -	$ -	$ -	$ -	$ -	$ -	$ -
207	622000123	TEMP	Mains - Anthony - Replace	0		$ -	$ -	$ -	$ -	$ -	$ -	$ -
208	622000124	TEMP	Cathodic Protection - Anthony	0		$ -	$ -	$ -	$ -	$ -	$ -	$ -
209	622000125	TEMP	Land, Structures & Sta - Anthony - Replace	0		$ -	$ -	$ -	$ -	$ -	$ -	$ -
210	622000126	TEMP	Meters - Residential - Anthony - Replace	0		$ -	$ -	$ -	$ -	$ -	$ -	$ -
211	622000127	TEMP	Meters - Industrial - Anthony - Replace	0		$ -	$ -	$ -	$ -	$ -	$ -	$ -
212	622000128	TEMP	Services - Anthony - Replace	0		$ -	$ -	$ -	$ -	$ -	$ -	$ -
213	610000129	TEMP	Mains - Albuquerque - New	0		$ -	$ -	$ -	$ -	$ -	$ -	$ -
214	610000130	TEMP	Cathodic Protetction - Albuquerque - New	0		$ -	$ -	$ -	$ -	$ -	$ -	$ -
215	610000131	NEW-08326	Land, Structures & Sta - Albuquerque - New	FP-NMG Dist Stations-New	378.0	$ -	$ -	$ -	$ -	$ -	$ -	$ -
216	610000131	NEW-08326	Land, Structures & Sta - Albuquerque - New	FP-NMG Dist Stations-New	385.0	$ -	$ -	$ -	$ -	$ -	$ -	$ -
217	610000132	TEMP	Meters - Residential - Albuquerque - New	0		$ -	$ -	$ -	$ -	$ -	$ -	$ -
218	610000133	TEMP	Services - Albuquerque - New	0		$ -	$ -	$ -	$ -	$ -	$ -	$ -
219	610000134	PRE-05591	Mains - Albuquerque - Replace	FP-NMG Dist Mains-Replace	376.1	$ -	$ -	$ -	$ -	$ -	$ -	$ -
220	610000134	PRE-05591	Mains - Albuquerque - Replace	FP-NMG Dist Mains-Replace	376.2	$ -	$ -	$ -	$ -	$ -	$ -	$ -
221	610000134	PRE-05591	Mains - Albuquerque - Replace	FP-NMG Dist Mains-Replace	376.4	$ -	$ -	$ -	$ -	$ -	$ -	$ -
222	610000134	PRE-05591	Mains - Albuquerque - Replace	FP-NMG Dist Mains-Replace	380.0	$ -	$ -	$ -	$ -	$ -	$ -	$ -
223	610000135	TEMP	Cathodic Protetction - Albuquerque - Replace	0		$ -	$ -	$ -	$ -	$ -	$ -	$ -
224	610000136	TEMP	Land, Structures & Sta - Albuquerque - Replace	0		$ -	$ -	$ -	$ -	$ -	$ -	$ -
225	610000137	TEMP	Meters - Residential - Albuquerque - Replace	0		$ -	$ -	$ -	$ -	$ -	$ -	$ -
226	610000138	TEMP	Services - Albuquerque - Replace	0		$ -	$ -	$ -	$ -	$ -	$ -	$ -
227	624000139	NEW-08408	Mains - Carlsbad - New - 2	FP-NMG Dist Mains-New	376.2	$ -	$ -	$ 63,985	$ -	$ -	$ 61,452	$ -

NEW MEXICO GAS COMPANY, INC.

Plant Gross Activity
Base Period - 12 Months Ending March 31, 2023
Future Test Year - 12 Months Ending September 30, 2025

	A	B	C	D	E	AB	AC	AD	AE	AF	AG	AH	AI
3	Investment Number	FP Number	Investment Name	FP Type	FERC Account	2/28/2025	3/31/2025	4/30/2025	5/31/2025	6/30/2025	7/31/2025	8/31/2025	9/30/2025
172	621000089	TEMP	Mains - Alamogordo - New	0		$ -	$ -	$ -	$ -	$ -	$ -	$ -	$ -
173	621000090	TEMP	Land, Structures & Sta - Alamogordo - New	0		$ -	$ -	$ -	$ -	$ -	$ -	$ -	$ -
174	621000091	TEMP	Meters - Residential - Alamogordo - New	0		$ -	$ -	$ -	$ -	$ -	$ -	$ -	$ -
175	621000092	TEMP	Meters - Industrial - Alamogordo - New	0		$ -	$ -	$ -	$ -	$ -	$ -	$ -	$ -
176	621000093	TEMP	Services - Alamogordo	FP-NMG Dist Services-New	380.0	$ -	$ -	$ -	$ -	$ -	$ -	$ -	$ -
177	621000093	TEMP	Services - Alamogordo	FP-NMG Dist Services-New	380.1	$ -	$ -	$ -	$ -	$ -	$ -	$ -	$ -
178	632000094	TEMP	Mains - Silver City - New	0		$ -	$ -	$ -	$ -	$ -	$ -	$ -	$ -
179	632000095	TEMP	Land, Structures & Sta - Silver City - New	0		$ -	$ -	$ -	$ -	$ -	$ -	$ -	$ -
180	632000096	TEMP	Meters - Residential - Silver City - New	0		$ -	$ -	$ -	$ -	$ -	$ -	$ -	$ -
181	632000097	TEMP	Services - Silver City - New	0		$ -	$ -	$ -	$ -	$ -	$ -	$ -	$ -
182	633000098	NEW-08477	Mains - T or C - New	FP-NMG Dist Mains-New	376.2	$ -	$ 3,498	$ -	$ -	$ 5,234	$ -	$ -	$ 5,234
183	633000099	TEMP	Land, Structures & Sta - T or C - New	0		$ -	$ -	$ -	$ -	$ -	$ -	$ -	$ -
184	633000100	TEMP	Meters - Residential - T or C - New	0		$ -	$ -	$ -	$ -	$ -	$ -	$ -	$ -
185	633000101	TEMP	Services - T or C - New	0		$ -	$ -	$ -	$ -	$ -	$ -	$ -	$ -
186	622000102	TEMP	Mains - Anthony - New	0		$ -	$ -	$ -	$ -	$ -	$ -	$ -	$ -
187	622000103	TEMP	Land, Structures & Sta - Anthony - New	0		$ -	$ -	$ -	$ -	$ -	$ -	$ -	$ -
188	622000104	TEMP	Meters - Residential - Anthony - New	0		$ -	$ -	$ -	$ -	$ -	$ -	$ -	$ -
189	622000105	TEMP	Meters - Industrial - Anthony - New	0		$ -	$ -	$ -	$ -	$ -	$ -	$ -	$ -
190	622000106	TEMP	Services - Anthony - New	0		$ -	$ -	$ -	$ -	$ -	$ -	$ -	$ -
191	621000107	TEMP	Mains - Alamogordo - Replace	0		$ -	$ -	$ -	$ -	$ -	$ -	$ -	$ -
192	621000108	TEMP	Cathodic Protection - Alamogordo	0		$ -	$ -	$ -	$ -	$ -	$ -	$ -	$ -
193	621000109	TEMP	Land, Structures & Sta - Alamogordo - Replace	0		$ -	$ -	$ -	$ -	$ -	$ -	$ -	$ -
194	621000110	TEMP	Meters - Residential - Alamogordo - Replace	0		$ -	$ -	$ -	$ -	$ -	$ -	$ -	$ -
195	621000111	TEMP	Meters - Industrial - Alamogordo - Replace	0		$ -	$ -	$ -	$ -	$ -	$ -	$ -	$ -
196	632000112	TEMP	Mains - Silver City - Replace	0		$ -	$ -	$ -	$ -	$ -	$ -	$ -	$ -
197	632000113	TEMP	Cathodic Protection - Silver City	0		$ -	$ -	$ -	$ -	$ -	$ -	$ -	$ -
198	632000114	TEMP	Land, Structures & Sta - Silver City - Replace	0		$ -	$ -	$ -	$ -	$ -	$ -	$ -	$ -
199	632000115	TEMP	Meters - Residential - Silver City - Replace	0		$ -	$ -	$ -	$ -	$ -	$ -	$ -	$ -
200	632000116	TEMP	Meters - Industrial - Silver City	0		$ -	$ -	$ -	$ -	$ -	$ -	$ -	$ -
201	632000117	TEMP	Services - Silver City - Replace	0		$ -	$ -	$ -	$ -	$ -	$ -	$ -	$ -
202	633000118	TEMP	Mains - T or C - Replace	0		$ -	$ -	$ -	$ -	$ -	$ -	$ -	$ -
203	633000119	TEMP	Cathodic Protection - T or C	0		$ -	$ -	$ -	$ -	$ -	$ -	$ -	$ -
204	633000120	TEMP	Land, Structures & Sta - T or C - Replace	0		$ -	$ -	$ -	$ -	$ -	$ -	$ -	$ -
205	633000121	TEMP	Meters - Residential - T or C - Replace	0		$ -	$ -	$ -	$ -	$ -	$ -	$ -	$ -
206	633000122	TEMP	Services - T or C - Replace	0		$ -	$ -	$ -	$ -	$ -	$ -	$ -	$ -
207	622000123	TEMP	Mains - Anthony - Replace	0		$ -	$ -	$ -	$ -	$ -	$ -	$ -	$ -
208	622000124	TEMP	Cathodic Protection - Anthony	0		$ -	$ -	$ -	$ -	$ -	$ -	$ -	$ -
209	622000125	TEMP	Land, Structures & Sta - Anthony - Replace	0		$ -	$ -	$ -	$ -	$ -	$ -	$ -	$ -
210	622000126	TEMP	Meters - Residential - Anthony - Replace	0		$ -	$ -	$ -	$ -	$ -	$ -	$ -	$ -
211	622000127	TEMP	Meters - Industrial - Anthony - Replace	0		$ -	$ -	$ -	$ -	$ -	$ -	$ -	$ -
212	622000128	TEMP	Services - Anthony - Replace	0		$ -	$ -	$ -	$ -	$ -	$ -	$ -	$ -
213	610000129	TEMP	Mains - Albuquerque - New	0		$ -	$ -	$ -	$ -	$ -	$ -	$ -	$ -
214	610000130	TEMP	Cathodic Protetction - Albuquerque - New	0		$ -	$ -	$ -	$ -	$ -	$ -	$ -	$ -
215	610000131	NEW-08326	Land, Structures & Sta - Albuquerque - New	FP-NMG Dist Stations-New	378.0	$ -	$ -	$ -	$ -	$ -	$ -	$ -	$ -
216	610000131	NEW-08326	Land, Structures & Sta - Albuquerque - New	FP-NMG Dist Stations-New	385.0	$ -	$ -	$ -	$ -	$ -	$ -	$ -	$ -
217	610000132	TEMP	Meters - Residential - Albuquerque - New	0		$ -	$ -	$ -	$ -	$ -	$ -	$ -	$ -
218	610000133	TEMP	Services - Albuquerque - New	0		$ -	$ -	$ -	$ -	$ -	$ -	$ -	$ -
219	610000134	PRE-05591	Mains - Albuquerque - Replace	FP-NMG Dist Mains-Replace	376.1	$ -	$ -	$ -	$ -	$ -	$ -	$ -	$ -
220	610000134	PRE-05591	Mains - Albuquerque - Replace	FP-NMG Dist Mains-Replace	376.2	$ -	$ -	$ -	$ -	$ -	$ -	$ -	$ -
221	610000134	PRE-05591	Mains - Albuquerque - Replace	FP-NMG Dist Mains-Replace	376.4	$ -	$ -	$ -	$ -	$ -	$ -	$ -	$ -
222	610000134	PRE-05591	Mains - Albuquerque - Replace	FP-NMG Dist Mains-Replace	380.0	$ -	$ -	$ -	$ -	$ -	$ -	$ -	$ -
223	610000135	TEMP	Cathodic Protetction - Albuquerque - Replace	0		$ -	$ -	$ -	$ -	$ -	$ -	$ -	$ -
224	610000136	TEMP	Land, Structures & Sta - Albuquerque - Replace	0		$ -	$ -	$ -	$ -	$ -	$ -	$ -	$ -
225	610000137	TEMP	Meters - Residential - Albuquerque - Replace	0		$ -	$ -	$ -	$ -	$ -	$ -	$ -	$ -
226	610000138	TEMP	Services - Albuquerque - Replace	0		$ -	$ -	$ -	$ -	$ -	$ -	$ -	$ -
227	624000139	NEW-08408	Mains - Carlsbad - New - 2	FP-NMG Dist Mains-New	376.2	$ -	$ 52,634	$ -	$ -	$ 71,352	$ -	$ -	$ 53,704

NEW MEXICO GAS COMPANY, INC.

Plant Gross Activity
Base Period - 12 Months Ending March 31, 2023
Future Test Year - 12 Months Ending September 30, 2025

	A	B	C	D	E	F	G	H	I	J	K	L
3	Investment Number	FP Number	Investment Name	FP Type	FERC Account	4/30/2023	5/31/2023	6/30/2023	7/31/2023	8/31/2023	9/30/2023	10/31/2023
228	624000140	TEMP	Mains - Carlsbad - New	0		$ -	$ -	$ -	$ -	$ -	$ -	$ -
229	624000141	TEMP	Land, Structures & Sta - Carlsbad - New	0		$ -	$ -	$ -	$ -	$ -	$ -	$ -
230	624000142	TEMP	Meters - Residential - Carlsbad - New	0		$ -	$ -	$ -	$ -	$ -	$ -	$ -
231	624000143	TEMP	Services - Carlsbad - New	0		$ -	$ -	$ -	$ -	$ -	$ -	$ -
232	620000144	TEMP	Mains - Artesia - New	0		$ -	$ -	$ -	$ -	$ -	$ -	$ -
233	620000145	TEMP	Land, Structures & Sta - Artesia - New	0		$ -	$ -	$ -	$ -	$ -	$ -	$ -
234	620000146	TEMP	Meters - Residential - Artesia - New	0		$ -	$ -	$ -	$ -	$ -	$ -	$ -
235	620000147	TEMP	Services - Artesia - New	0		$ -	$ -	$ -	$ -	$ -	$ -	$ -
236	629000148	TEMP	Mains - Roswell - New	0		$ -	$ -	$ -	$ -	$ -	$ -	$ -
237	629000149	TEMP	Land, Structures & Sta - Roswell - New	0		$ -	$ -	$ -	$ -	$ -	$ -	$ -
238	629000150	TEMP	Meters - Residential - Roswell - New	0		$ -	$ -	$ -	$ -	$ -	$ -	$ -
239	629000151	TEMP	Services - Roswell - New	0		$ -	$ -	$ -	$ -	$ -	$ -	$ -
240	627000152	TEMP	Mains - Lovington - New	0		$ -	$ -	$ -	$ -	$ -	$ -	$ -
241	627000153	TEMP	Mains - Lovington - New - 2	0		$ -	$ -	$ -	$ -	$ -	$ -	$ -
242	627000154	TEMP	Meters - Residential - Lovington - New	0		$ -	$ -	$ -	$ -	$ -	$ -	$ -
243	627000155	TEMP	Services - Lovington - New	0		$ -	$ -	$ -	$ -	$ -	$ -	$ -
244	624000156	TEMP	Mains - Carlsbad - Replace	0		$ -	$ -	$ -	$ -	$ -	$ -	$ -
245	624000157	TEMP	Cathodic Protection - Carlsbad	0		$ -	$ -	$ -	$ -	$ -	$ -	$ -
246	624000158	TEMP	Land, Structures & Sta - Carlsbad - Replace	0		$ -	$ -	$ -	$ -	$ -	$ -	$ -
247	624000159	TEMP	Meters - Residential - Carlsbad - Replace	0		$ -	$ -	$ -	$ -	$ -	$ -	$ -
248	624000160	TEMP	Services - Carlsbad - Replace	0		$ -	$ -	$ -	$ -	$ -	$ -	$ -
249	620000161	TEMP	Mains - Artesia - Replace	0		$ -	$ -	$ -	$ -	$ -	$ -	$ -
250	620000162	TEMP	Cathodic Protection - Artesia	0		$ -	$ -	$ -	$ -	$ -	$ -	$ -
251	620000163	TEMP	Land, Structures & Sta - Artesia - Replace	0		$ -	$ -	$ -	$ -	$ -	$ -	$ -
252	620000164	TEMP	Meters - Residential - Artesia - Replace	0		$ -	$ -	$ -	$ -	$ -	$ -	$ -
253	620000165	TEMP	Services - Artesia - Replace	0		$ -	$ -	$ -	$ -	$ -	$ -	$ -
254	629000166	TEMP	Mains - Roswell - Replace - 2	0		$ -	$ -	$ -	$ -	$ -	$ -	$ -
255	629000167	TEMP	Mains - Roswell - Replace	0		$ -	$ -	$ -	$ -	$ -	$ -	$ -
256	629000168	TEMP	Cathodic Protection - Roswell	0		$ -	$ -	$ -	$ -	$ -	$ -	$ -
257	629000169	TEMP	Land, Structures & Sta - Roswell - Replace	0		$ -	$ -	$ -	$ -	$ -	$ -	$ -
258	629000170	TEMP	Meters - Residential - Roswell - Replace	0		$ -	$ -	$ -	$ -	$ -	$ -	$ -
259	629000171	TEMP	Services - Roswell - Replace	0		$ -	$ -	$ -	$ -	$ -	$ -	$ -
260	627000172	TEMP	Mains - Lovington - Replace	0		$ -	$ -	$ -	$ -	$ -	$ -	$ -
261	627000173	TEMP	Cathodic Protection - Lovington	0		$ -	$ -	$ -	$ -	$ -	$ -	$ -
262	627000174	NEW-08415	Land, Structures & Sta - Lovington - New	FP-NMG Dist Stations-New	378.0	$ -	$ -	$ -	$ -	$ -	$ 4,792	$ -
263	627000174	NEW-08415	Land, Structures & Sta - Lovington - New	FP-NMG Dist Stations-New	385.0	$ -	$ -	$ -	$ -	$ -	$ 12,956	$ -
264	627000175	TEMP	Meters - Residential - Lovington - Replace	0		$ -	$ -	$ -	$ -	$ -	$ -	$ -
265	627000176	TEMP	Services - Lovington - Replace	0		$ -	$ -	$ -	$ -	$ -	$ -	$ -
266	626000177	TEMP	Mains - Clovis/Portales - New	0		$ -	$ -	$ -	$ -	$ -	$ -	$ -
267	626000178	TEMP	Land, Structures & Sta - Clovis/Portales - New	0		$ -	$ -	$ -	$ -	$ -	$ -	$ -
268	626000179	TEMP	Meters - Residential - Clovis/Portales - New	0		$ -	$ -	$ -	$ -	$ -	$ -	$ -
269	626000180	TEMP	Services - Clovis/Portales - New	0		$ -	$ -	$ -	$ -	$ -	$ -	$ -
270	626000181	TEMP	Mains - Clovis/Portales - Replace	0		$ -	$ -	$ -	$ -	$ -	$ -	$ -
271	626000182	TEMP	Cathodic Protetction - Clovis/Portales	0		$ -	$ -	$ -	$ -	$ -	$ -	$ -
272	626000183	TEMP	Land, Structures & Sta - Clovis/Portales - Replace	0		$ -	$ -	$ -	$ -	$ -	$ -	$ -
273	626000184	TEMP	Meters - Residential - Clovis/Portales - Replace	0		$ -	$ -	$ -	$ -	$ -	$ -	$ -
274	626000185	TEMP	Services - Clovis/Portales - Replace	0		$ -	$ -	$ -	$ -	$ -	$ -	$ -
275	625000186	TEMP	Mains - Clayton Gas	0		$ -	$ -	$ -	$ -	$ -	$ -	$ -
276	625000187	TEMP	Land, Structures & Sta - Clayton Gas	0		$ -	$ -	$ -	$ -	$ -	$ -	$ -
277	634000188	TEMP	Mains - Tucumcari	0		$ -	$ -	$ -	$ -	$ -	$ -	$ -
278	662000189	TEMP	Mains - Espanola - New	0		$ -	$ -	$ -	$ -	$ -	$ -	$ -
279	662000190	TEMP	Land, Structures & Sta - Espanola - New	0		$ -	$ -	$ -	$ -	$ -	$ -	$ -
280	662000191	TEMP	Meters - Residential - Espanola - New	0		$ -	$ -	$ -	$ -	$ -	$ -	$ -
281	662000192	TEMP	Services - Espanola - New	0		$ -	$ -	$ -	$ -	$ -	$ -	$ -
282	667000193	TEMP	Mains - Taos - New	0		$ -	$ -	$ -	$ -	$ -	$ -	$ -
283	667000194	TEMP	Land, Structures & Sta - Taos - New	0		$ -	$ -	$ -	$ -	$ -	$ -	$ -

NEW MEXICO GAS COMPANY, INC.

Plant Gross Activity
Base Period - 12 Months Ending March 31, 2023
Future Test Year - 12 Months Ending September 30, 2025

	A	B	C	D	E	M	N	O	P	Q	R	S	T
3	Investment Number	FP Number	Investment Name	FP Type	FERC Account	11/30/2023	12/31/2023	1/31/2024	2/29/2024	3/31/2024	4/30/2024	5/31/2024	6/30/2024
228	624000140	TEMP	Mains - Carlsbad - New	0		$ -	$ -	$ -	$ -	$ -	$ -	$ -	$ -
229	624000141	TEMP	Land, Structures & Sta - Carlsbad - New	0		$ -	$ -	$ -	$ -	$ -	$ -	$ -	$ -
230	624000142	TEMP	Meters - Residential - Carlsbad - New	0		$ -	$ -	$ -	$ -	$ -	$ -	$ -	$ -
231	624000143	TEMP	Services - Carlsbad - New	0		$ -	$ -	$ -	$ -	$ -	$ -	$ -	$ -
232	620000144	TEMP	Mains - Artesia - New	0		$ -	$ -	$ -	$ -	$ -	$ -	$ -	$ -
233	620000145	TEMP	Land, Structures & Sta - Artesia - New	0		$ -	$ -	$ -	$ -	$ -	$ -	$ -	$ -
234	620000146	TEMP	Meters - Residential - Artesia - New	0		$ -	$ -	$ -	$ -	$ -	$ -	$ -	$ -
235	620000147	TEMP	Services - Artesia - New	0		$ -	$ -	$ -	$ -	$ -	$ -	$ -	$ -
236	629000148	TEMP	Mains - Roswell - New	0		$ -	$ -	$ -	$ -	$ -	$ -	$ -	$ -
237	629000149	TEMP	Land, Structures & Sta - Roswell - New	0		$ -	$ -	$ -	$ -	$ -	$ -	$ -	$ -
238	629000150	TEMP	Meters - Residential - Roswell - New	0		$ -	$ -	$ -	$ -	$ -	$ -	$ -	$ -
239	629000151	TEMP	Services - Roswell - New	0		$ -	$ -	$ -	$ -	$ -	$ -	$ -	$ -
240	627000152	TEMP	Mains - Lovington - New	0		$ -	$ -	$ -	$ -	$ -	$ -	$ -	$ -
241	627000153	TEMP	Mains - Lovington - New - 2	0		$ -	$ -	$ -	$ -	$ -	$ -	$ -	$ -
242	627000154	TEMP	Meters - Residential - Lovington - New	0		$ -	$ -	$ -	$ -	$ -	$ -	$ -	$ -
243	627000155	TEMP	Services - Lovington - New	0		$ -	$ -	$ -	$ -	$ -	$ -	$ -	$ -
244	624000156	TEMP	Mains - Carlsbad - Replace	0		$ -	$ -	$ -	$ -	$ -	$ -	$ -	$ -
245	624000157	TEMP	Cathodic Protection - Carlsbad	0		$ -	$ -	$ -	$ -	$ -	$ -	$ -	$ -
246	624000158	TEMP	Land, Structures & Sta - Carlsbad - Replace	0		$ -	$ -	$ -	$ -	$ -	$ -	$ -	$ -
247	624000159	TEMP	Meters - Residential - Carlsbad - Replace	0		$ -	$ -	$ -	$ -	$ -	$ -	$ -	$ -
248	624000160	TEMP	Services - Carlsbad - Replace	0		$ -	$ -	$ -	$ -	$ -	$ -	$ -	$ -
249	620000161	TEMP	Mains - Artesia - Replace	0		$ -	$ -	$ -	$ -	$ -	$ -	$ -	$ -
250	620000162	TEMP	Cathodic Protection - Artesia	0		$ -	$ -	$ -	$ -	$ -	$ -	$ -	$ -
251	620000163	TEMP	Land, Structures & Sta - Artesia - Replace	0		$ -	$ -	$ -	$ -	$ -	$ -	$ -	$ -
252	620000164	TEMP	Meters - Residential - Artesia - Replace	0		$ -	$ -	$ -	$ -	$ -	$ -	$ -	$ -
253	620000165	TEMP	Services - Artesia - Replace	0		$ -	$ -	$ -	$ -	$ -	$ -	$ -	$ -
254	629000166	TEMP	Mains - Roswell - Replace - 2	0		$ -	$ -	$ -	$ -	$ -	$ -	$ -	$ -
255	629000167	TEMP	Mains - Roswell - Replace	0		$ -	$ -	$ -	$ -	$ -	$ -	$ -	$ -
256	629000168	TEMP	Cathodic Protection - Roswell	0		$ -	$ -	$ -	$ -	$ -	$ -	$ -	$ -
257	629000169	TEMP	Land, Structures & Sta - Roswell - Replace	0		$ -	$ -	$ -	$ -	$ -	$ -	$ -	$ -
258	629000170	TEMP	Meters - Residential - Roswell - Replace	0		$ -	$ -	$ -	$ -	$ -	$ -	$ -	$ -
259	629000171	TEMP	Services - Roswell - Replace	0		$ -	$ -	$ -	$ -	$ -	$ -	$ -	$ -
260	627000172	TEMP	Mains - Lovington - Replace	0		$ -	$ -	$ -	$ -	$ -	$ -	$ -	$ -
261	627000173	TEMP	Cathodic Protection - Lovington	0		$ -	$ -	$ -	$ -	$ -	$ -	$ -	$ -
262	627000174	NEW-08415	Land, Structures & Sta - Lovington - New	FP-NMG Dist Stations-New	378.0	$ -	$ 3,107	$ -	$ -	$ -	$ -	$ -	$ -
263	627000174	NEW-08415	Land, Structures & Sta - Lovington - New	FP-NMG Dist Stations-New	385.0	$ -	$ 8,401	$ -	$ -	$ -	$ -	$ -	$ -
264	627000175	TEMP	Meters - Residential - Lovington - Replace	0		$ -	$ -	$ -	$ -	$ -	$ -	$ -	$ -
265	627000176	TEMP	Services - Lovington - Replace	0		$ -	$ -	$ -	$ -	$ -	$ -	$ -	$ -
266	626000177	TEMP	Mains - Clovis/Portales - New	0		$ -	$ -	$ -	$ -	$ -	$ -	$ -	$ -
267	626000178	TEMP	Land, Structures & Sta - Clovis/Portales - New	0		$ -	$ -	$ -	$ -	$ -	$ -	$ -	$ -
268	626000179	TEMP	Meters - Residential - Clovis/Portales - New	0		$ -	$ -	$ -	$ -	$ -	$ -	$ -	$ -
269	626000180	TEMP	Services - Clovis/Portales - New	0		$ -	$ -	$ -	$ -	$ -	$ -	$ -	$ -
270	626000181	TEMP	Mains - Clovis/Portales - Replace	0		$ -	$ -	$ -	$ -	$ -	$ -	$ -	$ -
271	626000182	TEMP	Cathodic Protetction - Clovis/Portales	0		$ -	$ -	$ -	$ -	$ -	$ -	$ -	$ -
272	626000183	TEMP	Land, Structures & Sta - Clovis/Portales - Replace	0		$ -	$ -	$ -	$ -	$ -	$ -	$ -	$ -
273	626000184	TEMP	Meters - Residential - Clovis/Portales - Replace	0		$ -	$ -	$ -	$ -	$ -	$ -	$ -	$ -
274	626000185	TEMP	Services - Clovis/Portales - Replace	0		$ -	$ -	$ -	$ -	$ -	$ -	$ -	$ -
275	625000186	TEMP	Mains - Clayton Gas	0		$ -	$ -	$ -	$ -	$ -	$ -	$ -	$ -
276	625000187	TEMP	Land, Structures & Sta - Clayton Gas	0		$ -	$ -	$ -	$ -	$ -	$ -	$ -	$ -
277	634000188	TEMP	Mains - Tucumcari	0		$ -	$ -	$ -	$ -	$ -	$ -	$ -	$ -
278	662000189	TEMP	Mains - Espanola - New	0		$ -	$ -	$ -	$ -	$ -	$ -	$ -	$ -
279	662000190	TEMP	Land, Structures & Sta - Espanola - New	0		$ -	$ -	$ -	$ -	$ -	$ -	$ -	$ -
280	662000191	TEMP	Meters - Residential - Espanola - New	0		$ -	$ -	$ -	$ -	$ -	$ -	$ -	$ -
281	662000192	TEMP	Services - Espanola - New	0		$ -	$ -	$ -	$ -	$ -	$ -	$ -	$ -
282	667000193	TEMP	Mains - Taos - New	0		$ -	$ -	$ -	$ -	$ -	$ -	$ -	$ -
283	667000194	TEMP	Land, Structures & Sta - Taos - New	0		$ -	$ -	$ -	$ -	$ -	$ -	$ -	$ -

NEW MEXICO GAS COMPANY, INC.

Plant Gross Activity
Base Period - 12 Months Ending March 31, 2023
Future Test Year - 12 Months Ending September 30, 2025

	A	B	C	D	E	U	V	W	X	Y	Z	AA
3	Investment Number	FP Number	Investment Name	FP Type	FERC Account	7/31/2024	8/31/2024	9/30/2024	10/31/2024	11/30/2024	12/31/2024	1/31/2025
228	624000140	TEMP	Mains - Carlsbad - New	0		$ -	$ -	$ -	$ -	$ -	$ -	$ -
229	624000141	TEMP	Land, Structures & Sta - Carlsbad - New	0		$ -	$ -	$ -	$ -	$ -	$ -	$ -
230	624000142	TEMP	Meters - Residential - Carlsbad - New	0		$ -	$ -	$ -	$ -	$ -	$ -	$ -
231	624000143	TEMP	Services - Carlsbad - New	0		$ -	$ -	$ -	$ -	$ -	$ -	$ -
232	620000144	TEMP	Mains - Artesia - New	0		$ -	$ -	$ -	$ -	$ -	$ -	$ -
233	620000145	TEMP	Land, Structures & Sta - Artesia - New	0		$ -	$ -	$ -	$ -	$ -	$ -	$ -
234	620000146	TEMP	Meters - Residential - Artesia - New	0		$ -	$ -	$ -	$ -	$ -	$ -	$ -
235	620000147	TEMP	Services - Artesia - New	0		$ -	$ -	$ -	$ -	$ -	$ -	$ -
236	629000148	TEMP	Mains - Roswell - New	0		$ -	$ -	$ -	$ -	$ -	$ -	$ -
237	629000149	TEMP	Land, Structures & Sta - Roswell - New	0		$ -	$ -	$ -	$ -	$ -	$ -	$ -
238	629000150	TEMP	Meters - Residential - Roswell - New	0		$ -	$ -	$ -	$ -	$ -	$ -	$ -
239	629000151	TEMP	Services - Roswell - New	0		$ -	$ -	$ -	$ -	$ -	$ -	$ -
240	627000152	TEMP	Mains - Lovington - New	0		$ -	$ -	$ -	$ -	$ -	$ -	$ -
241	627000153	TEMP	Mains - Lovington - New - 2	0		$ -	$ -	$ -	$ -	$ -	$ -	$ -
242	627000154	TEMP	Meters - Residential - Lovington - New	0		$ -	$ -	$ -	$ -	$ -	$ -	$ -
243	627000155	TEMP	Services - Lovington - New	0		$ -	$ -	$ -	$ -	$ -	$ -	$ -
244	624000156	TEMP	Mains - Carlsbad - Replace	0		$ -	$ -	$ -	$ -	$ -	$ -	$ -
245	624000157	TEMP	Cathodic Protection - Carlsbad	0		$ -	$ -	$ -	$ -	$ -	$ -	$ -
246	624000158	TEMP	Land, Structures & Sta - Carlsbad - Replace	0		$ -	$ -	$ -	$ -	$ -	$ -	$ -
247	624000159	TEMP	Meters - Residential - Carlsbad - Replace	0		$ -	$ -	$ -	$ -	$ -	$ -	$ -
248	624000160	TEMP	Services - Carlsbad - Replace	0		$ -	$ -	$ -	$ -	$ -	$ -	$ -
249	620000161	TEMP	Mains - Artesia - Replace	0		$ -	$ -	$ -	$ -	$ -	$ -	$ -
250	620000162	TEMP	Cathodic Protection - Artesia	0		$ -	$ -	$ -	$ -	$ -	$ -	$ -
251	620000163	TEMP	Land, Structures & Sta - Artesia - Replace	0		$ -	$ -	$ -	$ -	$ -	$ -	$ -
252	620000164	TEMP	Meters - Residential - Artesia - Replace	0		$ -	$ -	$ -	$ -	$ -	$ -	$ -
253	620000165	TEMP	Services - Artesia - Replace	0		$ -	$ -	$ -	$ -	$ -	$ -	$ -
254	629000166	TEMP	Mains - Roswell - Replace - 2	0		$ -	$ -	$ -	$ -	$ -	$ -	$ -
255	629000167	TEMP	Mains - Roswell - Replace	0		$ -	$ -	$ -	$ -	$ -	$ -	$ -
256	629000168	TEMP	Cathodic Protection - Roswell	0		$ -	$ -	$ -	$ -	$ -	$ -	$ -
257	629000169	TEMP	Land, Structures & Sta - Roswell - Replace	0		$ -	$ -	$ -	$ -	$ -	$ -	$ -
258	629000170	TEMP	Meters - Residential - Roswell - Replace	0		$ -	$ -	$ -	$ -	$ -	$ -	$ -
259	629000171	TEMP	Services - Roswell - Replace	0		$ -	$ -	$ -	$ -	$ -	$ -	$ -
260	627000172	TEMP	Mains - Lovington - Replace	0		$ -	$ -	$ -	$ -	$ -	$ -	$ -
261	627000173	TEMP	Cathodic Protection - Lovington	0		$ -	$ -	$ -	$ -	$ -	$ -	$ -
262	627000174	NEW-08415	Land, Structures & Sta - Lovington - New	FP-NMG Dist Stations-New	378.0	$ -	$ -	$ 4,943	$ -	$ -	$ 3,807	$ -
263	627000174	NEW-08415	Land, Structures & Sta - Lovington - New	FP-NMG Dist Stations-New	385.0	$ -	$ -	$ 13,365	$ -	$ -	$ 10,292	$ -
264	627000175	TEMP	Meters - Residential - Lovington - Replace	0		$ -	$ -	$ -	$ -	$ -	$ -	$ -
265	627000176	TEMP	Services - Lovington - Replace	0		$ -	$ -	$ -	$ -	$ -	$ -	$ -
266	626000177	TEMP	Mains - Clovis/Portales - New	0		$ -	$ -	$ -	$ -	$ -	$ -	$ -
267	626000178	TEMP	Land, Structures & Sta - Clovis/Portales - New	0		$ -	$ -	$ -	$ -	$ -	$ -	$ -
268	626000179	TEMP	Meters - Residential - Clovis/Portales - New	0		$ -	$ -	$ -	$ -	$ -	$ -	$ -
269	626000180	TEMP	Services - Clovis/Portales - New	0		$ -	$ -	$ -	$ -	$ -	$ -	$ -
270	626000181	TEMP	Mains - Clovis/Portales - Replace	0		$ -	$ -	$ -	$ -	$ -	$ -	$ -
271	626000182	TEMP	Cathodic Protetction - Clovis/Portales	0		$ -	$ -	$ -	$ -	$ -	$ -	$ -
272	626000183	TEMP	Land, Structures & Sta - Clovis/Portales - Replace	0		$ -	$ -	$ -	$ -	$ -	$ -	$ -
273	626000184	TEMP	Meters - Residential - Clovis/Portales - Replace	0		$ -	$ -	$ -	$ -	$ -	$ -	$ -
274	626000185	TEMP	Services - Clovis/Portales - Replace	0		$ -	$ -	$ -	$ -	$ -	$ -	$ -
275	625000186	TEMP	Mains - Clayton Gas	0		$ -	$ -	$ -	$ -	$ -	$ -	$ -
276	625000187	TEMP	Land, Structures & Sta - Clayton Gas	0		$ -	$ -	$ -	$ -	$ -	$ -	$ -
277	634000188	TEMP	Mains - Tucumcari	0		$ -	$ -	$ -	$ -	$ -	$ -	$ -
278	662000189	TEMP	Mains - Espanola - New	0		$ -	$ -	$ -	$ -	$ -	$ -	$ -
279	662000190	TEMP	Land, Structures & Sta - Espanola - New	0		$ -	$ -	$ -	$ -	$ -	$ -	$ -
280	662000191	TEMP	Meters - Residential - Espanola - New	0		$ -	$ -	$ -	$ -	$ -	$ -	$ -
281	662000192	TEMP	Services - Espanola - New	0		$ -	$ -	$ -	$ -	$ -	$ -	$ -
282	667000193	TEMP	Mains - Taos - New	0		$ -	$ -	$ -	$ -	$ -	$ -	$ -
283	667000194	TEMP	Land, Structures & Sta - Taos - New	0		$ -	$ -	$ -	$ -	$ -	$ -	$ -

NEW MEXICO GAS COMPANY, INC.

Plant Gross Activity
Base Period - 12 Months Ending March 31, 2023
Future Test Year - 12 Months Ending September 30, 2025

	A	B	C	D	E	AB	AC	AD	AE	AF	AG	AH	AI
3	Investment Number	FP Number	Investment Name	FP Type	FERC Account	2/28/2025	3/31/2025	4/30/2025	5/31/2025	6/30/2025	7/31/2025	8/31/2025	9/30/2025
228	624000140	TEMP	Mains - Carlsbad - New	0		$ -	$ -	$ -	$ -	$ -	$ -	$ -	$ -
229	624000141	TEMP	Land, Structures & Sta - Carlsbad - New	0		$ -	$ -	$ -	$ -	$ -	$ -	$ -	$ -
230	624000142	TEMP	Meters - Residential - Carlsbad - New	0		$ -	$ -	$ -	$ -	$ -	$ -	$ -	$ -
231	624000143	TEMP	Services - Carlsbad - New	0		$ -	$ -	$ -	$ -	$ -	$ -	$ -	$ -
232	620000144	TEMP	Mains - Artesia - New	0		$ -	$ -	$ -	$ -	$ -	$ -	$ -	$ -
233	620000145	TEMP	Land, Structures & Sta - Artesia - New	0		$ -	$ -	$ -	$ -	$ -	$ -	$ -	$ -
234	620000146	TEMP	Meters - Residential - Artesia - New	0		$ -	$ -	$ -	$ -	$ -	$ -	$ -	$ -
235	620000147	TEMP	Services - Artesia - New	0		$ -	$ -	$ -	$ -	$ -	$ -	$ -	$ -
236	629000148	TEMP	Mains - Roswell - New	0		$ -	$ -	$ -	$ -	$ -	$ -	$ -	$ -
237	629000149	TEMP	Land, Structures & Sta - Roswell - New	0		$ -	$ -	$ -	$ -	$ -	$ -	$ -	$ -
238	629000150	TEMP	Meters - Residential - Roswell - New	0		$ -	$ -	$ -	$ -	$ -	$ -	$ -	$ -
239	629000151	TEMP	Services - Roswell - New	0		$ -	$ -	$ -	$ -	$ -	$ -	$ -	$ -
240	627000152	TEMP	Mains - Lovington - New	0		$ -	$ -	$ -	$ -	$ -	$ -	$ -	$ -
241	627000153	TEMP	Mains - Lovington - New - 2	0		$ -	$ -	$ -	$ -	$ -	$ -	$ -	$ -
242	627000154	TEMP	Meters - Residential - Lovington - New	0		$ -	$ -	$ -	$ -	$ -	$ -	$ -	$ -
243	627000155	TEMP	Services - Lovington - New	0		$ -	$ -	$ -	$ -	$ -	$ -	$ -	$ -
244	624000156	TEMP	Mains - Carlsbad - Replace	0		$ -	$ -	$ -	$ -	$ -	$ -	$ -	$ -
245	624000157	TEMP	Cathodic Protection - Carlsbad	0		$ -	$ -	$ -	$ -	$ -	$ -	$ -	$ -
246	624000158	TEMP	Land, Structures & Sta - Carlsbad - Replace	0		$ -	$ -	$ -	$ -	$ -	$ -	$ -	$ -
247	624000159	TEMP	Meters - Residential - Carlsbad - Replace	0		$ -	$ -	$ -	$ -	$ -	$ -	$ -	$ -
248	624000160	TEMP	Services - Carlsbad - Replace	0		$ -	$ -	$ -	$ -	$ -	$ -	$ -	$ -
249	620000161	TEMP	Mains - Artesia - Replace	0		$ -	$ -	$ -	$ -	$ -	$ -	$ -	$ -
250	620000162	TEMP	Cathodic Protection - Artesia	0		$ -	$ -	$ -	$ -	$ -	$ -	$ -	$ -
251	620000163	TEMP	Land, Structures & Sta - Artesia - Replace	0		$ -	$ -	$ -	$ -	$ -	$ -	$ -	$ -
252	620000164	TEMP	Meters - Residential - Artesia - Replace	0		$ -	$ -	$ -	$ -	$ -	$ -	$ -	$ -
253	620000165	TEMP	Services - Artesia - Replace	0		$ -	$ -	$ -	$ -	$ -	$ -	$ -	$ -
254	629000166	TEMP	Mains - Roswell - Replace - 2	0		$ -	$ -	$ -	$ -	$ -	$ -	$ -	$ -
255	629000167	TEMP	Mains - Roswell - Replace	0		$ -	$ -	$ -	$ -	$ -	$ -	$ -	$ -
256	629000168	TEMP	Cathodic Protection - Roswell	0		$ -	$ -	$ -	$ -	$ -	$ -	$ -	$ -
257	629000169	TEMP	Land, Structures & Sta - Roswell - Replace	0		$ -	$ -	$ -	$ -	$ -	$ -	$ -	$ -
258	629000170	TEMP	Meters - Residential - Roswell - Replace	0		$ -	$ -	$ -	$ -	$ -	$ -	$ -	$ -
259	629000171	TEMP	Services - Roswell - Replace	0		$ -	$ -	$ -	$ -	$ -	$ -	$ -	$ -
260	627000172	TEMP	Mains - Lovington - Replace	0		$ -	$ -	$ -	$ -	$ -	$ -	$ -	$ -
261	627000173	TEMP	Cathodic Protection - Lovington	0		$ -	$ -	$ -	$ -	$ -	$ -	$ -	$ -
262	627000174	NEW-08415	Land, Structures & Sta - Lovington - New	FP-NMG Dist Stations-New	378.0	$ -	$ -	$ -	$ -	$ -	$ -	$ -	$ 4,930
263	627000174	NEW-08415	Land, Structures & Sta - Lovington - New	FP-NMG Dist Stations-New	385.0	$ -	$ -	$ -	$ -	$ -	$ -	$ -	$ 13,328
264	627000175	TEMP	Meters - Residential - Lovington - Replace	0		$ -	$ -	$ -	$ -	$ -	$ -	$ -	$ -
265	627000176	TEMP	Services - Lovington - Replace	0		$ -	$ -	$ -	$ -	$ -	$ -	$ -	$ -
266	626000177	TEMP	Mains - Clovis/Portales - New	0		$ -	$ -	$ -	$ -	$ -	$ -	$ -	$ -
267	626000178	TEMP	Land, Structures & Sta - Clovis/Portales - New	0		$ -	$ -	$ -	$ -	$ -	$ -	$ -	$ -
268	626000179	TEMP	Meters - Residential - Clovis/Portales - New	0		$ -	$ -	$ -	$ -	$ -	$ -	$ -	$ -
269	626000180	TEMP	Services - Clovis/Portales - New	0		$ -	$ -	$ -	$ -	$ -	$ -	$ -	$ -
270	626000181	TEMP	Mains - Clovis/Portales - Replace	0		$ -	$ -	$ -	$ -	$ -	$ -	$ -	$ -
271	626000182	TEMP	Cathodic Protetction - Clovis/Portales	0		$ -	$ -	$ -	$ -	$ -	$ -	$ -	$ -
272	626000183	TEMP	Land, Structures & Sta - Clovis/Portales - Replace	0		$ -	$ -	$ -	$ -	$ -	$ -	$ -	$ -
273	626000184	TEMP	Meters - Residential - Clovis/Portales - Replace	0		$ -	$ -	$ -	$ -	$ -	$ -	$ -	$ -
274	626000185	TEMP	Services - Clovis/Portales - Replace	0		$ -	$ -	$ -	$ -	$ -	$ -	$ -	$ -
275	625000186	TEMP	Mains - Clayton Gas	0		$ -	$ -	$ -	$ -	$ -	$ -	$ -	$ -
276	625000187	TEMP	Land, Structures & Sta - Clayton Gas	0		$ -	$ -	$ -	$ -	$ -	$ -	$ -	$ -
277	634000188	TEMP	Mains - Tucumcari	0		$ -	$ -	$ -	$ -	$ -	$ -	$ -	$ -
278	662000189	TEMP	Mains - Espanola - New	0		$ -	$ -	$ -	$ -	$ -	$ -	$ -	$ -
279	662000190	TEMP	Land, Structures & Sta - Espanola - New	0		$ -	$ -	$ -	$ -	$ -	$ -	$ -	$ -
280	662000191	TEMP	Meters - Residential - Espanola - New	0		$ -	$ -	$ -	$ -	$ -	$ -	$ -	$ -
281	662000192	TEMP	Services - Espanola - New	0		$ -	$ -	$ -	$ -	$ -	$ -	$ -	$ -
282	667000193	TEMP	Mains - Taos - New	0		$ -	$ -	$ -	$ -	$ -	$ -	$ -	$ -
283	667000194	TEMP	Land, Structures & Sta - Taos - New	0		$ -	$ -	$ -	$ -	$ -	$ -	$ -	$ -

NEW MEXICO GAS COMPANY, INC.

Plant Gross Activity
Base Period - 12 Months Ending March 31, 2023
Future Test Year - 12 Months Ending September 30, 2025

	A	B	C	D	E	F	G	H	I	J	K	L
3	Investment Number	FP Number	Investment Name	FP Type	FERC Account	4/30/2023	5/31/2023	6/30/2023	7/31/2023	8/31/2023	9/30/2023	10/31/2023
284	667000195	TEMP	Meters - Residential - Taos - New	0		$ -	$ -	$ -	$ -	$ -	$ -	$ -
285	667000196	TEMP	Services - Taos - New	0		$ -	$ -	$ -	$ -	$ -	$ -	$ -
286	660000197	TEMP	Mains - Santa Fe - New	0		$ -	$ -	$ -	$ -	$ -	$ -	$ -
287	660000198	TEMP	Land, Structures & Sta - Santa Fe - New	0		$ -	$ -	$ -	$ -	$ -	$ -	$ -
288	660000199	TEMP	Meters - Residential - Santa Fe - New	0		$ -	$ -	$ -	$ -	$ -	$ -	$ -
289	660000200	TEMP	Services - Santa Fe - New	0		$ -	$ -	$ -	$ -	$ -	$ -	$ -
290	662000201	TEMP	Mains - Espanola - Replace	0		$ -	$ -	$ -	$ -	$ -	$ -	$ -
291	662000202	TEMP	Cathodic Protection - Espanola	0		$ -	$ -	$ -	$ -	$ -	$ -	$ -
292	662000203	TEMP	Land, Structures & Sta - Espanola - Replace	0		$ -	$ -	$ -	$ -	$ -	$ -	$ -
293	662000204	TEMP	Meters - Residential - Espanola - Replace	0		$ -	$ -	$ -	$ -	$ -	$ -	$ -
294	662000205	TEMP	Services - Espanola - Replace	0		$ -	$ -	$ -	$ -	$ -	$ -	$ -
295	667000206	TEMP	Mains - Taos - Replace	0		$ -	$ -	$ -	$ -	$ -	$ -	$ -
296	667000207	TEMP	Cathodic Protection - Taos	0		$ -	$ -	$ -	$ -	$ -	$ -	$ -
297	667000208	TEMP	Land, Structures & Sta - Taos - Replace	0		$ -	$ -	$ -	$ -	$ -	$ -	$ -
298	667000209	TEMP	Meters - Residential - Taos - Replace	0		$ -	$ -	$ -	$ -	$ -	$ -	$ -
299	667000210	TEMP	Services - Taos - Replace	0		$ -	$ -	$ -	$ -	$ -	$ -	$ -
300	660000211	TEMP	Mains - Santa Fe - Replace	0		$ -	$ -	$ -	$ -	$ -	$ -	$ -
301	660000212	TEMP	Cathodic Protection - Santa Fe	0		$ -	$ -	$ -	$ -	$ -	$ -	$ -
302	660000213	TEMP	Land, Structures & Sta - Santa Fe - Replace	0		$ -	$ -	$ -	$ -	$ -	$ -	$ -
303	660000214	TEMP	Meters - Residential - Santa Fe - Replace	0		$ -	$ -	$ -	$ -	$ -	$ -	$ -
304	660000215	TEMP	Services - Santa Fe - Replace	0		$ -	$ -	$ -	$ -	$ -	$ -	$ -
305	660000216	TEMP	Mains - Santa Fe - New - 2	0		$ -	$ -	$ -	$ -	$ -	$ -	$ -
306	680000217	TEMP	Land, Structures & Sta - Farmington - New	0		$ -	$ -	$ -	$ -	$ -	$ -	$ -
307	680000218	TEMP	Meters - Residential - Farmington - New	0		$ -	$ -	$ -	$ -	$ -	$ -	$ -
308	680000219	TEMP	Services - Farmington - New	0		$ -	$ -	$ -	$ -	$ -	$ -	$ -
309	684000220	TEMP	Mains - Gallup - New	0		$ -	$ -	$ -	$ -	$ -	$ -	$ -
310	684000221	TEMP	Land, Structures & Sta - Gallup - New	0		$ -	$ -	$ -	$ -	$ -	$ -	$ -
311	684000222	TEMP	Meters - Residential - Gallup - New	0		$ -	$ -	$ -	$ -	$ -	$ -	$ -
312	684000223	TEMP	Services - Gallup - New	0		$ -	$ -	$ -	$ -	$ -	$ -	$ -
313	685000224	TEMP	Mains - Grants - New	0		$ -	$ -	$ -	$ -	$ -	$ -	$ -
314	685000225	TEMP	Meters - Residential - Grants - New	0		$ -	$ -	$ -	$ -	$ -	$ -	$ -
315	685000226	TEMP	Services - Grants - New	0		$ -	$ -	$ -	$ -	$ -	$ -	$ -
316	680000227	TEMP	Mains - Farmington - Replace	0		$ -	$ -	$ -	$ -	$ -	$ -	$ -
317	680000228	PRE-05597	Mains - Farmington - Replace 2	FP-NMG Dist Mains-Replace	376.1	$ -	$ -	$ -	$ -	$ -	$ -	$ -
318	680000228	PRE-05597	Mains - Farmington - Replace 2	FP-NMG Dist Mains-Replace	376.2	$ -	$ -	$ -	$ -	$ -	$ -	$ -
319	680000228	PRE-05597	Mains - Farmington - Replace 2	FP-NMG Dist Mains-Replace	376.4	$ -	$ -	$ -	$ -	$ -	$ -	$ -
320	680000228	PRE-05597	Mains - Farmington - Replace 2	FP-NMG Dist Mains-Replace	380.0	$ -	$ -	$ -	$ -	$ -	$ -	$ -
321	680000229	TEMP	Cathodic Protetction - Farmington	0		$ -	$ -	$ -	$ -	$ -	$ -	$ -
322	680000230	TEMP	Land, Structures & Sta - Farmington - Replace	0		$ -	$ -	$ -	$ -	$ -	$ -	$ -
323	680000231	PRE-05848	Land, Structures & Sta - Farmington - Replace 2	FP-NMG Dist Stations-Replace	378.0	$ -	$ -	$ -	$ -	$ -	$ -	$ -
324	680000231	PRE-05848	Land, Structures & Sta - Farmington - Replace 2	FP-NMG Dist Stations-Replace	385.0	$ -	$ -	$ -	$ -	$ -	$ -	$ -
325	680000232	TEMP	Meters - Residential - Farmington - Replace	0		$ -	$ -	$ -	$ -	$ -	$ -	$ -
326	680000233	TEMP	Services - Farmington - Replace	0		$ -	$ -	$ -	$ -	$ -	$ -	$ -
327	684000234	TEMP	Mains - Gallup - Replace	0		$ -	$ -	$ -	$ -	$ -	$ -	$ -
328	684000235	TEMP	Cathodic Protetction - Gallup	0		$ -	$ -	$ -	$ -	$ -	$ -	$ -
329	684000236	TEMP	Land, Structures & Sta - Gallup - Replace	0		$ -	$ -	$ -	$ -	$ -	$ -	$ -
330	684000237	TEMP	Meters - Residential - Gallup - Replace	0		$ -	$ -	$ -	$ -	$ -	$ -	$ -
331	684000238	TEMP	Services - Gallup - Replace	0		$ -	$ -	$ -	$ -	$ -	$ -	$ -
332	685000239	TEMP	Mains - Grants - Replace	0		$ -	$ -	$ -	$ -	$ -	$ -	$ -
333	685000240	TEMP	Cathodic Protetction - Grants	0		$ -	$ -	$ -	$ -	$ -	$ -	$ -
334	685000241	NEW-08466	Land, Structures & Sta - Grants New	FP-NMG Dist Stations-New	378.0	$ -	$ -	$ -	$ -	$ -	$ -	$ -
335	685000241	NEW-08466	Land, Structures & Sta - Grants New	FP-NMG Dist Stations-New	385.0	$ -	$ -	$ -	$ -	$ -	$ -	$ -
336	685000242	TEMP	Meters - Residential - Grants - Replace	0		$ -	$ -	$ -	$ -	$ -	$ -	$ -
337	685000243	TEMP	Services - Grants - Replace	0		$ -	$ -	$ -	$ -	$ -	$ -	$ -
338	601000244	NEW-08469	New - Transmission Stations	FP-NMG Transm Stations-New	369.0	$ -	$ -	$ -	$ -	$ -	$ -	$ -
339	601000245	PRE-05919	Existing - Transmission Stations	FP-NMG Transm Stations-Replace	368.0	$ -	$ -	$ -	$ -	$ -	$ -	$ -

NEW MEXICO GAS COMPANY, INC.

Plant Gross Activity
Base Period - 12 Months Ending March 31, 2023
Future Test Year - 12 Months Ending September 30, 2025

	A	B	C	D	E	M	N	O	P	Q	R	S	T
3	Investment Number	FP Number	Investment Name	FP Type	FERC Account	11/30/2023	12/31/2023	1/31/2024	2/29/2024	3/31/2024	4/30/2024	5/31/2024	6/30/2024
284	667000195	TEMP	Meters - Residential - Taos - New	0		$ -	$ -	$ -	$ -	$ -	$ -	$ -	$ -
285	667000196	TEMP	Services - Taos - New	0		$ -	$ -	$ -	$ -	$ -	$ -	$ -	$ -
286	660000197	TEMP	Mains - Santa Fe - New	0		$ -	$ -	$ -	$ -	$ -	$ -	$ -	$ -
287	660000198	TEMP	Land, Structures & Sta - Santa Fe - New	0		$ -	$ -	$ -	$ -	$ -	$ -	$ -	$ -
288	660000199	TEMP	Meters - Residential - Santa Fe - New	0		$ -	$ -	$ -	$ -	$ -	$ -	$ -	$ -
289	660000200	TEMP	Services - Santa Fe - New	0		$ -	$ -	$ -	$ -	$ -	$ -	$ -	$ -
290	662000201	TEMP	Mains - Espanola - Replace	0		$ -	$ -	$ -	$ -	$ -	$ -	$ -	$ -
291	662000202	TEMP	Cathodic Protection - Espanola	0		$ -	$ -	$ -	$ -	$ -	$ -	$ -	$ -
292	662000203	TEMP	Land, Structures & Sta - Espanola - Replace	0		$ -	$ -	$ -	$ -	$ -	$ -	$ -	$ -
293	662000204	TEMP	Meters - Residential - Espanola - Replace	0		$ -	$ -	$ -	$ -	$ -	$ -	$ -	$ -
294	662000205	TEMP	Services - Espanola - Replace	0		$ -	$ -	$ -	$ -	$ -	$ -	$ -	$ -
295	667000206	TEMP	Mains - Taos - Replace	0		$ -	$ -	$ -	$ -	$ -	$ -	$ -	$ -
296	667000207	TEMP	Cathodic Protection - Taos	0		$ -	$ -	$ -	$ -	$ -	$ -	$ -	$ -
297	667000208	TEMP	Land, Structures & Sta - Taos - Replace	0		$ -	$ -	$ -	$ -	$ -	$ -	$ -	$ -
298	667000209	TEMP	Meters - Residential - Taos - Replace	0		$ -	$ -	$ -	$ -	$ -	$ -	$ -	$ -
299	667000210	TEMP	Services - Taos - Replace	0		$ -	$ -	$ -	$ -	$ -	$ -	$ -	$ -
300	660000211	TEMP	Mains - Santa Fe - Replace	0		$ -	$ -	$ -	$ -	$ -	$ -	$ -	$ -
301	660000212	TEMP	Cathodic Protection - Santa Fe	0		$ -	$ -	$ -	$ -	$ -	$ -	$ -	$ -
302	660000213	TEMP	Land, Structures & Sta - Santa Fe - Replace	0		$ -	$ -	$ -	$ -	$ -	$ -	$ -	$ -
303	660000214	TEMP	Meters - Residential - Santa Fe - Replace	0		$ -	$ -	$ -	$ -	$ -	$ -	$ -	$ -
304	660000215	TEMP	Services - Santa Fe - Replace	0		$ -	$ -	$ -	$ -	$ -	$ -	$ -	$ -
305	660000216	TEMP	Mains - Santa Fe - New - 2	0		$ -	$ -	$ -	$ -	$ -	$ -	$ -	$ -
306	680000217	TEMP	Land, Structures & Sta - Farmington - New	0		$ -	$ -	$ -	$ -	$ -	$ -	$ -	$ -
307	680000218	TEMP	Meters - Residential - Farmington - New	0		$ -	$ -	$ -	$ -	$ -	$ -	$ -	$ -
308	680000219	TEMP	Services - Farmington - New	0		$ -	$ -	$ -	$ -	$ -	$ -	$ -	$ -
309	684000220	TEMP	Mains - Gallup - New	0		$ -	$ -	$ -	$ -	$ -	$ -	$ -	$ -
310	684000221	TEMP	Land, Structures & Sta - Gallup - New	0		$ -	$ -	$ -	$ -	$ -	$ -	$ -	$ -
311	684000222	TEMP	Meters - Residential - Gallup - New	0		$ -	$ -	$ -	$ -	$ -	$ -	$ -	$ -
312	684000223	TEMP	Services - Gallup - New	0		$ -	$ -	$ -	$ -	$ -	$ -	$ -	$ -
313	685000224	TEMP	Mains - Grants - New	0		$ -	$ -	$ -	$ -	$ -	$ -	$ -	$ -
314	685000225	TEMP	Meters - Residential - Grants - New	0		$ -	$ -	$ -	$ -	$ -	$ -	$ -	$ -
315	685000226	TEMP	Services - Grants - New	0		$ -	$ -	$ -	$ -	$ -	$ -	$ -	$ -
316	680000227	TEMP	Mains - Farmington - Replace	0		$ -	$ -	$ -	$ -	$ -	$ -	$ -	$ -
317	680000228	PRE-05597	Mains - Farmington - Replace 2	FP-NMG Dist Mains-Replace	376.1	$ -	$ -	$ -	$ -	$ -	$ -	$ -	$ -
318	680000228	PRE-05597	Mains - Farmington - Replace 2	FP-NMG Dist Mains-Replace	376.2	$ -	$ -	$ -	$ -	$ -	$ -	$ -	$ -
319	680000228	PRE-05597	Mains - Farmington - Replace 2	FP-NMG Dist Mains-Replace	376.4	$ -	$ -	$ -	$ -	$ -	$ -	$ -	$ -
320	680000228	PRE-05597	Mains - Farmington - Replace 2	FP-NMG Dist Mains-Replace	380.0	$ -	$ -	$ -	$ -	$ -	$ -	$ -	$ -
321	680000229	TEMP	Cathodic Protetction - Farmington	0		$ -	$ -	$ -	$ -	$ -	$ -	$ -	$ -
322	680000230	TEMP	Land, Structures & Sta - Farmington - Replace	0		$ -	$ -	$ -	$ -	$ -	$ -	$ -	$ -
323	680000231	PRE-05848	Land, Structures & Sta - Farmington - Replace 2	FP-NMG Dist Stations-Replace	378.0	$ -	$ -	$ -	$ -	$ -	$ -	$ -	$ -
324	680000231	PRE-05848	Land, Structures & Sta - Farmington - Replace 2	FP-NMG Dist Stations-Replace	385.0	$ -	$ -	$ -	$ -	$ -	$ -	$ -	$ -
325	680000232	TEMP	Meters - Residential - Farmington - Replace	0		$ -	$ -	$ -	$ -	$ -	$ -	$ -	$ -
326	680000233	TEMP	Services - Farmington - Replace	0		$ -	$ -	$ -	$ -	$ -	$ -	$ -	$ -
327	684000234	TEMP	Mains - Gallup - Replace	0		$ -	$ -	$ -	$ -	$ -	$ -	$ -	$ -
328	684000235	TEMP	Cathodic Protetction - Gallup	0		$ -	$ -	$ -	$ -	$ -	$ -	$ -	$ -
329	684000236	TEMP	Land, Structures & Sta - Gallup - Replace	0		$ -	$ -	$ -	$ -	$ -	$ -	$ -	$ -
330	684000237	TEMP	Meters - Residential - Gallup - Replace	0		$ -	$ -	$ -	$ -	$ -	$ -	$ -	$ -
331	684000238	TEMP	Services - Gallup - Replace	0		$ -	$ -	$ -	$ -	$ -	$ -	$ -	$ -
332	685000239	TEMP	Mains - Grants - Replace	0		$ -	$ -	$ -	$ -	$ -	$ -	$ -	$ -
333	685000240	TEMP	Cathodic Protetction - Grants	0		$ -	$ -	$ -	$ -	$ -	$ -	$ -	$ -
334	685000241	NEW-08466	Land, Structures & Sta - Grants New	FP-NMG Dist Stations-New	378.0	$ -	$ -	$ -	$ -	$ 548	$ -	$ -	$ 822
335	685000241	NEW-08466	Land, Structures & Sta - Grants New	FP-NMG Dist Stations-New	385.0	$ -	$ -	$ -	$ -	$ 1,482	$ -	$ -	$ 2,224
336	685000242	TEMP	Meters - Residential - Grants - Replace	0		$ -	$ -	$ -	$ -	$ -	$ -	$ -	$ -
337	685000243	TEMP	Services - Grants - Replace	0		$ -	$ -	$ -	$ -	$ -	$ -	$ -	$ -
338	601000244	NEW-08469	New - Transmission Stations	FP-NMG Transm Stations-New	369.0	$ -	$ -	$ -	$ -	$ -	$ -	$ -	$ -
339	601000245	PRE-05919	Existing - Transmission Stations	FP-NMG Transm Stations-Replace	368.0	$ -	$ -	$ -	$ -	$ -	$ -	$ -	$ -

NEW MEXICO GAS COMPANY, INC.

Plant Gross Activity
Base Period - 12 Months Ending March 31, 2023
Future Test Year - 12 Months Ending September 30, 2025

	A	B	C	D	E	U	V	W	X	Y	Z	AA
3	Investment Number	FP Number	Investment Name	FP Type	FERC Account	7/31/2024	8/31/2024	9/30/2024	10/31/2024	11/30/2024	12/31/2024	1/31/2025
284	667000195	TEMP	Meters - Residential - Taos - New	0		$ -	$ -	$ -	$ -	$ -	$ -	$ -
285	667000196	TEMP	Services - Taos - New	0		$ -	$ -	$ -	$ -	$ -	$ -	$ -
286	660000197	TEMP	Mains - Santa Fe - New	0		$ -	$ -	$ -	$ -	$ -	$ -	$ -
287	660000198	TEMP	Land, Structures & Sta - Santa Fe - New	0		$ -	$ -	$ -	$ -	$ -	$ -	$ -
288	660000199	TEMP	Meters - Residential - Santa Fe - New	0		$ -	$ -	$ -	$ -	$ -	$ -	$ -
289	660000200	TEMP	Services - Santa Fe - New	0		$ -	$ -	$ -	$ -	$ -	$ -	$ -
290	662000201	TEMP	Mains - Espanola - Replace	0		$ -	$ -	$ -	$ -	$ -	$ -	$ -
291	662000202	TEMP	Cathodic Protection - Espanola	0		$ -	$ -	$ -	$ -	$ -	$ -	$ -
292	662000203	TEMP	Land, Structures & Sta - Espanola - Replace	0		$ -	$ -	$ -	$ -	$ -	$ -	$ -
293	662000204	TEMP	Meters - Residential - Espanola - Replace	0		$ -	$ -	$ -	$ -	$ -	$ -	$ -
294	662000205	TEMP	Services - Espanola - Replace	0		$ -	$ -	$ -	$ -	$ -	$ -	$ -
295	667000206	TEMP	Mains - Taos - Replace	0		$ -	$ -	$ -	$ -	$ -	$ -	$ -
296	667000207	TEMP	Cathodic Protection - Taos	0		$ -	$ -	$ -	$ -	$ -	$ -	$ -
297	667000208	TEMP	Land, Structures & Sta - Taos - Replace	0		$ -	$ -	$ -	$ -	$ -	$ -	$ -
298	667000209	TEMP	Meters - Residential - Taos - Replace	0		$ -	$ -	$ -	$ -	$ -	$ -	$ -
299	667000210	TEMP	Services - Taos - Replace	0		$ -	$ -	$ -	$ -	$ -	$ -	$ -
300	660000211	TEMP	Mains - Santa Fe - Replace	0		$ -	$ -	$ -	$ -	$ -	$ -	$ -
301	660000212	TEMP	Cathodic Protection - Santa Fe	0		$ -	$ -	$ -	$ -	$ -	$ -	$ -
302	660000213	TEMP	Land, Structures & Sta - Santa Fe - Replace	0		$ -	$ -	$ -	$ -	$ -	$ -	$ -
303	660000214	TEMP	Meters - Residential - Santa Fe - Replace	0		$ -	$ -	$ -	$ -	$ -	$ -	$ -
304	660000215	TEMP	Services - Santa Fe - Replace	0		$ -	$ -	$ -	$ -	$ -	$ -	$ -
305	660000216	TEMP	Mains - Santa Fe - New - 2	0		$ -	$ -	$ -	$ -	$ -	$ -	$ -
306	680000217	TEMP	Land, Structures & Sta - Farmington - New	0		$ -	$ -	$ -	$ -	$ -	$ -	$ -
307	680000218	TEMP	Meters - Residential - Farmington - New	0		$ -	$ -	$ -	$ -	$ -	$ -	$ -
308	680000219	TEMP	Services - Farmington - New	0		$ -	$ -	$ -	$ -	$ -	$ -	$ -
309	684000220	TEMP	Mains - Gallup - New	0		$ -	$ -	$ -	$ -	$ -	$ -	$ -
310	684000221	TEMP	Land, Structures & Sta - Gallup - New	0		$ -	$ -	$ -	$ -	$ -	$ -	$ -
311	684000222	TEMP	Meters - Residential - Gallup - New	0		$ -	$ -	$ -	$ -	$ -	$ -	$ -
312	684000223	TEMP	Services - Gallup - New	0		$ -	$ -	$ -	$ -	$ -	$ -	$ -
313	685000224	TEMP	Mains - Grants - New	0		$ -	$ -	$ -	$ -	$ -	$ -	$ -
314	685000225	TEMP	Meters - Residential - Grants - New	0		$ -	$ -	$ -	$ -	$ -	$ -	$ -
315	685000226	TEMP	Services - Grants - New	0		$ -	$ -	$ -	$ -	$ -	$ -	$ -
316	680000227	TEMP	Mains - Farmington - Replace	0		$ -	$ -	$ -	$ -	$ -	$ -	$ -
317	680000228	PRE-05597	Mains - Farmington - Replace 2	FP-NMG Dist Mains-Replace	376.1	$ -	$ -	$ -	$ -	$ -	$ -	$ -
318	680000228	PRE-05597	Mains - Farmington - Replace 2	FP-NMG Dist Mains-Replace	376.2	$ -	$ -	$ -	$ -	$ -	$ -	$ -
319	680000228	PRE-05597	Mains - Farmington - Replace 2	FP-NMG Dist Mains-Replace	376.4	$ -	$ -	$ -	$ -	$ -	$ -	$ -
320	680000228	PRE-05597	Mains - Farmington - Replace 2	FP-NMG Dist Mains-Replace	380.0	$ -	$ -	$ -	$ -	$ -	$ -	$ -
321	680000229	TEMP	Cathodic Protetction - Farmington	0		$ -	$ -	$ -	$ -	$ -	$ -	$ -
322	680000230	TEMP	Land, Structures & Sta - Farmington - Replace	0		$ -	$ -	$ -	$ -	$ -	$ -	$ -
323	680000231	PRE-05848	Land, Structures & Sta - Farmington - Replace 2	FP-NMG Dist Stations-Replace	378.0	$ -	$ -	$ -	$ -	$ -	$ -	$ -
324	680000231	PRE-05848	Land, Structures & Sta - Farmington - Replace 2	FP-NMG Dist Stations-Replace	385.0	$ -	$ -	$ -	$ -	$ -	$ -	$ -
325	680000232	TEMP	Meters - Residential - Farmington - Replace	0		$ -	$ -	$ -	$ -	$ -	$ -	$ -
326	680000233	TEMP	Services - Farmington - Replace	0		$ -	$ -	$ -	$ -	$ -	$ -	$ -
327	684000234	TEMP	Mains - Gallup - Replace	0		$ -	$ -	$ -	$ -	$ -	$ -	$ -
328	684000235	TEMP	Cathodic Protetction - Gallup	0		$ -	$ -	$ -	$ -	$ -	$ -	$ -
329	684000236	TEMP	Land, Structures & Sta - Gallup - Replace	0		$ -	$ -	$ -	$ -	$ -	$ -	$ -
330	684000237	TEMP	Meters - Residential - Gallup - Replace	0		$ -	$ -	$ -	$ -	$ -	$ -	$ -
331	684000238	TEMP	Services - Gallup - Replace	0		$ -	$ -	$ -	$ -	$ -	$ -	$ -
332	685000239	TEMP	Mains - Grants - Replace	0		$ -	$ -	$ -	$ -	$ -	$ -	$ -
333	685000240	TEMP	Cathodic Protetction - Grants	0		$ -	$ -	$ -	$ -	$ -	$ -	$ -
334	685000241	NEW-08466	Land, Structures & Sta - Grants New	FP-NMG Dist Stations-New	378.0	$ -	$ -	$ 822	$ -	$ -	$ 1,097	$ -
335	685000241	NEW-08466	Land, Structures & Sta - Grants New	FP-NMG Dist Stations-New	385.0	$ -	$ -	$ 2,224	$ -	$ -	$ 2,965	$ -
336	685000242	TEMP	Meters - Residential - Grants - Replace	0		$ -	$ -	$ -	$ -	$ -	$ -	$ -
337	685000243	TEMP	Services - Grants - Replace	0		$ -	$ -	$ -	$ -	$ -	$ -	$ -
338	601000244	NEW-08469	New - Transmission Stations	FP-NMG Transm Stations-New	369.0	$ -	$ -	$ -	$ -	$ -	$ -	$ -
339	601000245	PRE-05919	Existing - Transmission Stations	FP-NMG Transm Stations-Replace	368.0	$ -	$ -	$ -	$ -	$ -	$ -	$ -

Sponsored by NMGC Witness Erik C. Buchanan

WP Plant 2 Clearings

NEW MEXICO GAS COMPANY, INC.

Plant Gross Activity
Base Period - 12 Months Ending March 31, 2023
Future Test Year - 12 Months Ending September 30, 2025

	A	B	C	D	E	AB	AC	AD	AE	AF	AG	AH	AI
3	Investment Number	FP Number	Investment Name	FP Type	FERC Account	2/28/2025	3/31/2025	4/30/2025	5/31/2025	6/30/2025	7/31/2025	8/31/2025	9/30/2025
284	667000195	TEMP	Meters - Residential - Taos - New	0		$ -	$ -	$ -	$ -	$ -	$ -	$ -	$ -
285	667000196	TEMP	Services - Taos - New	0		$ -	$ -	$ -	$ -	$ -	$ -	$ -	$ -
286	660000197	TEMP	Mains - Santa Fe - New	0		$ -	$ -	$ -	$ -	$ -	$ -	$ -	$ -
287	660000198	TEMP	Land, Structures & Sta - Santa Fe - New	0		$ -	$ -	$ -	$ -	$ -	$ -	$ -	$ -
288	660000199	TEMP	Meters - Residential - Santa Fe - New	0		$ -	$ -	$ -	$ -	$ -	$ -	$ -	$ -
289	660000200	TEMP	Services - Santa Fe - New	0		$ -	$ -	$ -	$ -	$ -	$ -	$ -	$ -
290	662000201	TEMP	Mains - Espanola - Replace	0		$ -	$ -	$ -	$ -	$ -	$ -	$ -	$ -
291	662000202	TEMP	Cathodic Protection - Espanola	0		$ -	$ -	$ -	$ -	$ -	$ -	$ -	$ -
292	662000203	TEMP	Land, Structures & Sta - Espanola - Replace	0		$ -	$ -	$ -	$ -	$ -	$ -	$ -	$ -
293	662000204	TEMP	Meters - Residential - Espanola - Replace	0		$ -	$ -	$ -	$ -	$ -	$ -	$ -	$ -
294	662000205	TEMP	Services - Espanola - Replace	0		$ -	$ -	$ -	$ -	$ -	$ -	$ -	$ -
295	667000206	TEMP	Mains - Taos - Replace	0		$ -	$ -	$ -	$ -	$ -	$ -	$ -	$ -
296	667000207	TEMP	Cathodic Protection - Taos	0		$ -	$ -	$ -	$ -	$ -	$ -	$ -	$ -
297	667000208	TEMP	Land, Structures & Sta - Taos - Replace	0		$ -	$ -	$ -	$ -	$ -	$ -	$ -	$ -
298	667000209	TEMP	Meters - Residential - Taos - Replace	0		$ -	$ -	$ -	$ -	$ -	$ -	$ -	$ -
299	667000210	TEMP	Services - Taos - Replace	0		$ -	$ -	$ -	$ -	$ -	$ -	$ -	$ -
300	660000211	TEMP	Mains - Santa Fe - Replace	0		$ -	$ -	$ -	$ -	$ -	$ -	$ -	$ -
301	660000212	TEMP	Cathodic Protection - Santa Fe	0		$ -	$ -	$ -	$ -	$ -	$ -	$ -	$ -
302	660000213	TEMP	Land, Structures & Sta - Santa Fe - Replace	0		$ -	$ -	$ -	$ -	$ -	$ -	$ -	$ -
303	660000214	TEMP	Meters - Residential - Santa Fe - Replace	0		$ -	$ -	$ -	$ -	$ -	$ -	$ -	$ -
304	660000215	TEMP	Services - Santa Fe - Replace	0		$ -	$ -	$ -	$ -	$ -	$ -	$ -	$ -
305	660000216	TEMP	Mains - Santa Fe - New - 2	0		$ -	$ -	$ -	$ -	$ -	$ -	$ -	$ -
306	680000217	TEMP	Land, Structures & Sta - Farmington - New	0		$ -	$ -	$ -	$ -	$ -	$ -	$ -	$ -
307	680000218	TEMP	Meters - Residential - Farmington - New	0		$ -	$ -	$ -	$ -	$ -	$ -	$ -	$ -
308	680000219	TEMP	Services - Farmington - New	0		$ -	$ -	$ -	$ -	$ -	$ -	$ -	$ -
309	684000220	TEMP	Mains - Gallup - New	0		$ -	$ -	$ -	$ -	$ -	$ -	$ -	$ -
310	684000221	TEMP	Land, Structures & Sta - Gallup - New	0		$ -	$ -	$ -	$ -	$ -	$ -	$ -	$ -
311	684000222	TEMP	Meters - Residential - Gallup - New	0		$ -	$ -	$ -	$ -	$ -	$ -	$ -	$ -
312	684000223	TEMP	Services - Gallup - New	0		$ -	$ -	$ -	$ -	$ -	$ -	$ -	$ -
313	685000224	TEMP	Mains - Grants - New	0		$ -	$ -	$ -	$ -	$ -	$ -	$ -	$ -
314	685000225	TEMP	Meters - Residential - Grants - New	0		$ -	$ -	$ -	$ -	$ -	$ -	$ -	$ -
315	685000226	TEMP	Services - Grants - New	0		$ -	$ -	$ -	$ -	$ -	$ -	$ -	$ -
316	680000227	TEMP	Mains - Farmington - Replace	0		$ -	$ -	$ -	$ -	$ -	$ -	$ -	$ -
317	680000228	PRE-05597	Mains - Farmington - Replace 2	FP-NMG Dist Mains-Replace	376.1	$ -	$ -	$ -	$ -	$ -	$ -	$ -	$ -
318	680000228	PRE-05597	Mains - Farmington - Replace 2	FP-NMG Dist Mains-Replace	376.2	$ -	$ -	$ -	$ -	$ -	$ -	$ -	$ -
319	680000228	PRE-05597	Mains - Farmington - Replace 2	FP-NMG Dist Mains-Replace	376.4	$ -	$ -	$ -	$ -	$ -	$ -	$ -	$ -
320	680000228	PRE-05597	Mains - Farmington - Replace 2	FP-NMG Dist Mains-Replace	380.0	$ -	$ -	$ -	$ -	$ -	$ -	$ -	$ -
321	680000229	TEMP	Cathodic Protetction - Farmington	0		$ -	$ -	$ -	$ -	$ -	$ -	$ -	$ -
322	680000230	TEMP	Land, Structures & Sta - Farmington - Replace	0		$ -	$ -	$ -	$ -	$ -	$ -	$ -	$ -
323	680000231	PRE-05848	Land, Structures & Sta - Farmington - Replace 2	FP-NMG Dist Stations-Replace	378.0	$ -	$ -	$ -	$ -	$ -	$ -	$ -	$ -
324	680000231	PRE-05848	Land, Structures & Sta - Farmington - Replace 2	FP-NMG Dist Stations-Replace	385.0	$ -	$ -	$ -	$ -	$ -	$ -	$ -	$ -
325	680000232	TEMP	Meters - Residential - Farmington - Replace	0		$ -	$ -	$ -	$ -	$ -	$ -	$ -	$ -
326	680000233	TEMP	Services - Farmington - Replace	0		$ -	$ -	$ -	$ -	$ -	$ -	$ -	$ -
327	684000234	TEMP	Mains - Gallup - Replace	0		$ -	$ -	$ -	$ -	$ -	$ -	$ -	$ -
328	684000235	TEMP	Cathodic Protetction - Gallup	0		$ -	$ -	$ -	$ -	$ -	$ -	$ -	$ -
329	684000236	TEMP	Land, Structures & Sta - Gallup - Replace	0		$ -	$ -	$ -	$ -	$ -	$ -	$ -	$ -
330	684000237	TEMP	Meters - Residential - Gallup - Replace	0		$ -	$ -	$ -	$ -	$ -	$ -	$ -	$ -
331	684000238	TEMP	Services - Gallup - Replace	0		$ -	$ -	$ -	$ -	$ -	$ -	$ -	$ -
332	685000239	TEMP	Mains - Grants - Replace	0		$ -	$ -	$ -	$ -	$ -	$ -	$ -	$ -
333	685000240	TEMP	Cathodic Protetction - Grants	0		$ -	$ -	$ -	$ -	$ -	$ -	$ -	$ -
334	685000241	NEW-08466	Land, Structures & Sta - Grants New	FP-NMG Dist Stations-New	378.0	$ -	$ 546	$ -	$ -	$ 818	$ -	$ -	$ 818
335	685000241	NEW-08466	Land, Structures & Sta - Grants New	FP-NMG Dist Stations-New	385.0	$ -	$ 1,475	$ -	$ -	$ 2,212	$ -	$ -	$ 2,212
336	685000242	TEMP	Meters - Residential - Grants - Replace	0		$ -	$ -	$ -	$ -	$ -	$ -	$ -	$ -
337	685000243	TEMP	Services - Grants - Replace	0		$ -	$ -	$ -	$ -	$ -	$ -	$ -	$ -
338	601000244	NEW-08469	New - Transmission Stations	FP-NMG Transm Stations-New	369.0	$ -	$ -	$ -	$ -	$ -	$ -	$ -	$ -
339	601000245	PRE-05919	Existing - Transmission Stations	FP-NMG Transm Stations-Replace	368.0	$ -	$ -	$ -	$ -	$ -	$ -	$ -	$ -

NEW MEXICO GAS COMPANY, INC.

Plant Gross Activity
Base Period - 12 Months Ending March 31, 2023
Future Test Year - 12 Months Ending September 30, 2025

	A	B	C	D	E	F	G	H	I	J	K	L
3	Investment Number	FP Number	Investment Name	FP Type	FERC Account	4/30/2023	5/31/2023	6/30/2023	7/31/2023	8/31/2023	9/30/2023	10/31/2023
340	601000245	PRE-05919	Existing - Transmission Stations	FP-NMG Transm Stations-Replace	369.0	$ -	$ -	$ -	$ -	$ -	$ -	$ -
341	610000246	NEW-08497	ABQ Facilities Improv	FP-NMG Land_Structures&Improver	390.0	$ -	$ -	$ -	$ -	$ -	$ -	$ -
342	601000247	NCP-12156	ABQ 2018 Pwr Oper Equip	FP-NMG Power Operated Equip	393.0	$ -	$ -	$ -	$ -	$ -	$ -	$ -
343	601000247	NCP-12156	ABQ 2018 Pwr Oper Equip	FP-NMG Power Operated Equip	396.0	$ -	$ -	$ -	$ -	$ -	$ -	$ -
344	601000248	NCP-12157	ABQ 2018 Fleet Equip	FP-NMG Transportation Equipment	392.0	$ -	$ -	$ -	$ -	$ -	$ -	$ -
345	601000248	NCP-12157	ABQ 2018 Fleet Equip	FP-NMG Transportation Equipment	392.1	$ -	$ -	$ -	$ -	$ -	$ -	$ -
346	601000248	NCP-12157	ABQ 2018 Fleet Equip	FP-NMG Transportation Equipment	392.2	$ -	$ -	$ -	$ -	$ -	$ -	$ -
347	601000248	NCP-12157	ABQ 2018 Fleet Equip	FP-NMG Transportation Equipment	392.3	$ -	$ -	$ -	$ -	$ -	$ -	$ -
348	601000249	TEMP	Tech Training	0		$ -	$ -	$ -	$ -	$ -	$ -	$ -
349	621000250	TEMP	Tools and Equipment - Alamogordo	0		$ -	$ -	$ -	$ -	$ -	$ -	$ -
350	622000251	TEMP	Tools and Equipment - Anthony	0		$ -	$ -	$ -	$ -	$ -	$ -	$ -
351	632000252	TEMP	Tools and Equipment - Silver City	0		$ -	$ -	$ -	$ -	$ -	$ -	$ -
352	632000253	TEMP	Facilities - Silver City	0		$ -	$ -	$ -	$ -	$ -	$ -	$ -
353	633000254	TEMP	Tools and Equipment - T or C	0		$ -	$ -	$ -	$ -	$ -	$ -	$ -
354	610000255	TEMP	Tools and Equipment - Albuquerque	0		$ -	$ -	$ -	$ -	$ -	$ -	$ -
355	620000256	TEMP	Tools and Equipment - Artesia	0		$ -	$ -	$ -	$ -	$ -	$ -	$ -
356	624000257	TEMP	Tools and Equipment - Carlsbad	0		$ -	$ -	$ -	$ -	$ -	$ -	$ -
357	627000258	TEMP	Tools and Equipment - Lovington	0		$ -	$ -	$ -	$ -	$ -	$ -	$ -
358	624000259	TEMP	Facilities - Carlsbad	0		$ -	$ -	$ -	$ -	$ -	$ -	$ -
359	629000260	TEMP	Tools and Equipment - Roswell	0		$ -	$ -	$ -	$ -	$ -	$ -	$ -
360	626000261	TEMP	Tools and Equipment - Clovis	0		$ -	$ -	$ -	$ -	$ -	$ -	$ -
361	662000262	TEMP	Tools and Equipment - Espanola	0		$ -	$ -	$ -	$ -	$ -	$ -	$ -
362	660000263	TEMP	Tools and Equipment - Santa Fe	0		$ -	$ -	$ -	$ -	$ -	$ -	$ -
363	667000264	TEMP	Tools and Equipment - Taos	0		$ -	$ -	$ -	$ -	$ -	$ -	$ -
364	680000265	TEMP	Tools and Equipment - Farmington	0		$ -	$ -	$ -	$ -	$ -	$ -	$ -
365	684000266	TEMP	Tools and Equipment - Gallup	0		$ -	$ -	$ -	$ -	$ -	$ -	$ -
366	610000267	TEMP	Tools and Equipment - Albuquerque - IMP	0		$ -	$ -	$ -	$ -	$ -	$ -	$ -
367	610000268	NCP-09809	CRMB Project	FP-NMG Intangible	303.3	$ -	$ -	$ -	$ -	$ -	$ -	$ -
368	601000500	PRE-08140	CP Ground Beds	FP-NMG Transm Specific-Replace	367.1	$ -	$ -	$ -	$ -	$ -	$ -	$ -
369	601000500	PRE-08140	CP Ground Beds	FP-NMG Transm Specific-Replace	368.0	$ -	$ -	$ -	$ -	$ -	$ -	$ -
370	601000500	PRE-08140	CP Ground Beds	FP-NMG Transm Specific-Replace	369.0	$ -	$ -	$ -	$ -	$ -	$ -	$ -
371	T680000501	PRE-08088	Starlake # 8 Air Intake Instal	FP-NMG Transm Specific-Replace	367.1	$ -	$ -	$ -	$ -	$ -	$ -	$ -
372	T680000501	PRE-08088	Starlake # 8 Air Intake Instal	FP-NMG Transm Specific-Replace	368.0	$ -	$ -	$ -	$ -	$ -	$ -	$ -
373	T680000501	PRE-08088	Starlake # 8 Air Intake Instal	FP-NMG Transm Specific-Replace	369.0	$ -	$ -	$ -	$ -	$ -	$ -	$ -
374	T610000502	PRE-08125	Cabezon Cat Generator Overhaul	FP-NMG Transm Specific-Replace	367.1	$ -	$ -	$ -	$ -	$ -	$ -	$ -
375	T610000502	PRE-08125	Cabezon Cat Generator Overhaul	FP-NMG Transm Specific-Replace	368.0	$ -	$ -	$ -	$ -	$ -	$ -	$ -
376	T610000502	PRE-08125	Cabezon Cat Generator Overhaul	FP-NMG Transm Specific-Replace	369.0	$ -	$ -	$ -	$ -	$ -	$ -	$ -
377	T610000503	TEMP	Cabezon PLC Install	0		$ -	$ -	$ -	$ -	$ -	$ -	$ -
378	601000504	NEW-11325	Statewide Fire Suppression	FP-NMG Transm Specific-Replace	367.1	$ -	$ -	$ -	$ -	$ -	$ -	$ -
379	601000504	NEW-11325	Statewide Fire Suppression	FP-NMG Transm Specific-Replace	368.0	$ -	$ -	$ -	$ -	$ -	$ -	$ -
380	601000504	NEW-11325	Statewide Fire Suppression	FP-NMG Transm Specific-Replace	369.0	$ -	$ -	$ -	$ -	$ -	$ -	$ -
381	T680000505	PRE-08169	Gallup Grants ML Cutouts	FP-NMG Transm Specific-Replace	367.1	$ -	$ -	$ -	$ -	$ -	$ -	$ -
382	T680000505	PRE-08169	Gallup Grants ML Cutouts	FP-NMG Transm Specific-Replace	368.0	$ -	$ -	$ -	$ -	$ -	$ -	$ -
383	T680000505	PRE-08169	Gallup Grants ML Cutouts	FP-NMG Transm Specific-Replace	369.0	$ -	$ -	$ -	$ -	$ -	$ -	$ -
384	T626000506	PRE-08165	Clovis 6 in ILI Retrofit	FP-NMG Transm Specific-Replace	367.1	$ -	$ -	$ -	$ -	$ -	$ -	$ -
385	T626000506	PRE-08165	Clovis 6 in ILI Retrofit	FP-NMG Transm Specific-Replace	368.0	$ -	$ -	$ -	$ -	$ -	$ -	$ -
386	T626000506	PRE-08165	Clovis 6 in ILI Retrofit	FP-NMG Transm Specific-Replace	369.0	$ -	$ -	$ -	$ -	$ -	$ -	$ -
387	T624000507	PRE-08164	IMP-Trans - "Beker-Carlsbad East BS	FP-NMG Transm Specific-Replace	367.1	$ -	$ -	$ -	$ -	$ -	$ -	$ -
388	T624000507	PRE-08164	IMP-Trans - "Beker-Carlsbad East BS	FP-NMG Transm Specific-Replace	368.0	$ -	$ -	$ -	$ -	$ -	$ -	$ -
389	T624000507	PRE-08164	IMP-Trans - "Beker-Carlsbad East BS	FP-NMG Transm Specific-Replace	369.0	$ -	$ -	$ -	$ -	$ -	$ -	$ -
390	T610000508	PRE-08161	Replace Casing at I25 & Roy Ave	FP-NMG Transm Specific-Replace	367.1	$ -	$ -	$ -	$ -	$ -	$ -	$ -
391	T610000508	PRE-08161	Replace Casing at I25 & Roy Ave	FP-NMG Transm Specific-Replace	368.0	$ -	$ -	$ -	$ -	$ -	$ -	$ -
392	T610000508	PRE-08161	Replace Casing at I25 & Roy Ave	FP-NMG Transm Specific-Replace	369.0	$ -	$ -	$ -	$ -	$ -	$ -	$ -
393	T610000509	PRE-08160	16in replacement near TW Rio Puerco	FP-NMG Transm Specific-Replace	367.1	$ -	$ -	$ -	$ -	$ -	$ -	$ -
394	T610000509	PRE-08160	16in replacement near TW Rio Puerco	FP-NMG Transm Specific-Replace	368.0	$ -	$ -	$ -	$ -	$ -	$ -	$ -
395	T610000509	PRE-08160	16in replacement near TW Rio Puerco	FP-NMG Transm Specific-Replace	369.0	$ -	$ -	$ -	$ -	$ -	$ -	$ -

NEW MEXICO GAS COMPANY, INC.

Plant Gross Activity
Base Period - 12 Months Ending March 31, 2023
Future Test Year - 12 Months Ending September 30, 2025

	A	B	C	D	E	M	N	O	P	Q	R	S	T
3	Investment Number	FP Number	Investment Name	FP Type	FERC Account	11/30/2023	12/31/2023	1/31/2024	2/29/2024	3/31/2024	4/30/2024	5/31/2024	6/30/2024
340	601000245	PRE-05919	Existing - Transmission Stations	FP-NMG Transm Stations-Replace	369.0	$ -	$ -	$ -	$ -	$ -	$ -	$ -	$ -
341	610000246	NEW-08497	ABQ Facilities Improv	FP-NMG Land_Structures&Improver	390.0	$ -	$ -	$ -	$ -	$ -	$ -	$ -	$ -
342	601000247	NCP-12156	ABQ 2018 Pwr Oper Equip	FP-NMG Power Operated Equip	393.0	$ -	$ -	$ -	$ -	$ -	$ -	$ -	$ -
343	601000247	NCP-12156	ABQ 2018 Pwr Oper Equip	FP-NMG Power Operated Equip	396.0	$ -	$ -	$ -	$ -	$ -	$ -	$ -	$ -
344	601000248	NCP-12157	ABQ 2018 Fleet Equip	FP-NMG Transportation Equipment	392.0	$ -	$ -	$ -	$ -	$ -	$ -	$ -	$ -
345	601000248	NCP-12157	ABQ 2018 Fleet Equip	FP-NMG Transportation Equipment	392.1	$ -	$ -	$ -	$ -	$ -	$ -	$ -	$ -
346	601000248	NCP-12157	ABQ 2018 Fleet Equip	FP-NMG Transportation Equipment	392.2	$ -	$ -	$ -	$ -	$ -	$ -	$ -	$ -
347	601000248	NCP-12157	ABQ 2018 Fleet Equip	FP-NMG Transportation Equipment	392.3	$ -	$ -	$ -	$ -	$ -	$ -	$ -	$ -
348	601000249	TEMP	Tech Training	0		$ -	$ -	$ -	$ -	$ -	$ -	$ -	$ -
349	621000250	TEMP	Tools and Equipment - Alamogordo	0		$ -	$ -	$ -	$ -	$ -	$ -	$ -	$ -
350	622000251	TEMP	Tools and Equipment - Anthony	0		$ -	$ -	$ -	$ -	$ -	$ -	$ -	$ -
351	632000252	TEMP	Tools and Equipment - Silver City	0		$ -	$ -	$ -	$ -	$ -	$ -	$ -	$ -
352	632000253	TEMP	Facilities - Silver City	0		$ -	$ -	$ -	$ -	$ -	$ -	$ -	$ -
353	633000254	TEMP	Tools and Equipment - T or C	0		$ -	$ -	$ -	$ -	$ -	$ -	$ -	$ -
354	610000255	TEMP	Tools and Equipment - Albuquerque	0		$ -	$ -	$ -	$ -	$ -	$ -	$ -	$ -
355	620000256	TEMP	Tools and Equipment - Artesia	0		$ -	$ -	$ -	$ -	$ -	$ -	$ -	$ -
356	624000257	TEMP	Tools and Equipment - Carlsbad	0		$ -	$ -	$ -	$ -	$ -	$ -	$ -	$ -
357	627000258	TEMP	Tools and Equipment - Lovington	0		$ -	$ -	$ -	$ -	$ -	$ -	$ -	$ -
358	624000259	TEMP	Facilities - Carlsbad	0		$ -	$ -	$ -	$ -	$ -	$ -	$ -	$ -
359	629000260	TEMP	Tools and Equipment - Roswell	0		$ -	$ -	$ -	$ -	$ -	$ -	$ -	$ -
360	626000261	TEMP	Tools and Equipment - Clovis	0		$ -	$ -	$ -	$ -	$ -	$ -	$ -	$ -
361	662000262	TEMP	Tools and Equipment - Espanola	0		$ -	$ -	$ -	$ -	$ -	$ -	$ -	$ -
362	660000263	TEMP	Tools and Equipment - Santa Fe	0		$ -	$ -	$ -	$ -	$ -	$ -	$ -	$ -
363	667000264	TEMP	Tools and Equipment - Taos	0		$ -	$ -	$ -	$ -	$ -	$ -	$ -	$ -
364	680000265	TEMP	Tools and Equipment - Farmington	0		$ -	$ -	$ -	$ -	$ -	$ -	$ -	$ -
365	684000266	TEMP	Tools and Equipment - Gallup	0		$ -	$ -	$ -	$ -	$ -	$ -	$ -	$ -
366	610000267	TEMP	Tools and Equipment - Albuquerque - IMP	0		$ -	$ -	$ -	$ -	$ -	$ -	$ -	$ -
367	610000268	NCP-09809	CRMB Project	FP-NMG Intangible	303.3	$ -	$ -	$ -	$ -	$ -	$ -	$ -	$ -
368	601000500	PRE-08140	CP Ground Beds	FP-NMG Transm Specific-Replace	367.1	$ -	$ -	$ -	$ -	$ -	$ -	$ -	$ -
369	601000500	PRE-08140	CP Ground Beds	FP-NMG Transm Specific-Replace	368.0	$ -	$ -	$ -	$ -	$ -	$ -	$ -	$ -
370	601000500	PRE-08140	CP Ground Beds	FP-NMG Transm Specific-Replace	369.0	$ -	$ -	$ -	$ -	$ -	$ -	$ -	$ -
371	T680000501	PRE-08088	Starlake # 8 Air Intake Instal	FP-NMG Transm Specific-Replace	367.1	$ -	$ -	$ -	$ -	$ -	$ -	$ -	$ -
372	T680000501	PRE-08088	Starlake # 8 Air Intake Instal	FP-NMG Transm Specific-Replace	368.0	$ -	$ -	$ -	$ -	$ -	$ -	$ -	$ -
373	T680000501	PRE-08088	Starlake # 8 Air Intake Instal	FP-NMG Transm Specific-Replace	369.0	$ -	$ -	$ -	$ -	$ -	$ -	$ -	$ -
374	T610000502	PRE-08125	Cabezon Cat Generator Overhaul	FP-NMG Transm Specific-Replace	367.1	$ -	$ -	$ -	$ -	$ -	$ -	$ -	$ -
375	T610000502	PRE-08125	Cabezon Cat Generator Overhaul	FP-NMG Transm Specific-Replace	368.0	$ -	$ -	$ -	$ -	$ -	$ -	$ -	$ -
376	T610000502	PRE-08125	Cabezon Cat Generator Overhaul	FP-NMG Transm Specific-Replace	369.0	$ -	$ -	$ -	$ -	$ -	$ -	$ -	$ -
377	T610000503	TEMP	Cabezon PLC Install	0		$ -	$ -	$ -	$ -	$ -	$ -	$ -	$ -
378	601000504	NEW-11325	Statewide Fire Suppression	FP-NMG Transm Specific-Replace	367.1	$ -	$ -	$ -	$ -	$ -	$ -	$ -	$ -
379	601000504	NEW-11325	Statewide Fire Suppression	FP-NMG Transm Specific-Replace	368.0	$ -	$ -	$ -	$ -	$ -	$ -	$ -	$ -
380	601000504	NEW-11325	Statewide Fire Suppression	FP-NMG Transm Specific-Replace	369.0	$ -	$ -	$ -	$ -	$ -	$ -	$ -	$ -
381	T680000505	PRE-08169	Gallup Grants ML Cutouts	FP-NMG Transm Specific-Replace	367.1	$ -	$ -	$ -	$ -	$ -	$ -	$ -	$ -
382	T680000505	PRE-08169	Gallup Grants ML Cutouts	FP-NMG Transm Specific-Replace	368.0	$ -	$ -	$ -	$ -	$ -	$ -	$ -	$ -
383	T680000505	PRE-08169	Gallup Grants ML Cutouts	FP-NMG Transm Specific-Replace	369.0	$ -	$ -	$ -	$ -	$ -	$ -	$ -	$ -
384	T626000506	PRE-08165	Clovis 6 in ILI Retrofit	FP-NMG Transm Specific-Replace	367.1	$ -	$ -	$ -	$ -	$ -	$ -	$ -	$ -
385	T626000506	PRE-08165	Clovis 6 in ILI Retrofit	FP-NMG Transm Specific-Replace	368.0	$ -	$ -	$ -	$ -	$ -	$ -	$ -	$ -
386	T626000506	PRE-08165	Clovis 6 in ILI Retrofit	FP-NMG Transm Specific-Replace	369.0	$ -	$ -	$ -	$ -	$ -	$ -	$ -	$ -
387	T624000507	PRE-08164	IMP-Trans - "Beker-Carlsbad East BS	FP-NMG Transm Specific-Replace	367.1	$ -	$ -	$ -	$ -	$ -	$ -	$ -	$ -
388	T624000507	PRE-08164	IMP-Trans - "Beker-Carlsbad East BS	FP-NMG Transm Specific-Replace	368.0	$ -	$ -	$ -	$ -	$ -	$ -	$ -	$ -
389	T624000507	PRE-08164	IMP-Trans - "Beker-Carlsbad East BS	FP-NMG Transm Specific-Replace	369.0	$ -	$ -	$ -	$ -	$ -	$ -	$ -	$ -
390	T610000508	PRE-08161	Replace Casing at I25 & Roy Ave	FP-NMG Transm Specific-Replace	367.1	$ -	$ -	$ -	$ -	$ -	$ -	$ -	$ -
391	T610000508	PRE-08161	Replace Casing at I25 & Roy Ave	FP-NMG Transm Specific-Replace	368.0	$ -	$ -	$ -	$ -	$ -	$ -	$ -	$ -
392	T610000508	PRE-08161	Replace Casing at I25 & Roy Ave	FP-NMG Transm Specific-Replace	369.0	$ -	$ -	$ -	$ -	$ -	$ -	$ -	$ -
393	T610000509	PRE-08160	16in replacement near TW Rio Puerco	FP-NMG Transm Specific-Replace	367.1	$ -	$ -	$ -	$ -	$ -	$ -	$ -	$ -
394	T610000509	PRE-08160	16in replacement near TW Rio Puerco	FP-NMG Transm Specific-Replace	368.0	$ -	$ -	$ -	$ -	$ -	$ -	$ -	$ -
395	T610000509	PRE-08160	16in replacement near TW Rio Puerco	FP-NMG Transm Specific-Replace	369.0	$ -	$ -	$ -	$ -	$ -	$ -	$ -	$ -

NEW MEXICO GAS COMPANY, INC.

Plant Gross Activity
Base Period - 12 Months Ending March 31, 2023
Future Test Year - 12 Months Ending September 30, 2025

	A	B	C	D	E	U	V	W	X	Y	Z	AA
3	Investment Number	FP Number	Investment Name	FP Type	FERC Account	7/31/2024	8/31/2024	9/30/2024	10/31/2024	11/30/2024	12/31/2024	1/31/2025
340	601000245	PRE-05919	Existing - Transmission Stations	FP-NMG Transm Stations-Replace	369.0	$ -	$ -	$ -	$ -	$ -	$ -	$ -
341	610000246	NEW-08497	ABQ Facilities Improv	FP-NMG Land_Structures&Improver	390.0	$ -	$ -	$ -	$ -	$ -	$ -	$ -
342	601000247	NCP-12156	ABQ 2018 Pwr Oper Equip	FP-NMG Power Operated Equip	393.0	$ -	$ -	$ -	$ -	$ -	$ -	$ -
343	601000247	NCP-12156	ABQ 2018 Pwr Oper Equip	FP-NMG Power Operated Equip	396.0	$ -	$ -	$ -	$ -	$ -	$ -	$ -
344	601000248	NCP-12157	ABQ 2018 Fleet Equip	FP-NMG Transportation Equipment	392.0	$ -	$ -	$ -	$ -	$ -	$ -	$ -
345	601000248	NCP-12157	ABQ 2018 Fleet Equip	FP-NMG Transportation Equipment	392.1	$ -	$ -	$ -	$ -	$ -	$ -	$ -
346	601000248	NCP-12157	ABQ 2018 Fleet Equip	FP-NMG Transportation Equipment	392.2	$ -	$ -	$ -	$ -	$ -	$ -	$ -
347	601000248	NCP-12157	ABQ 2018 Fleet Equip	FP-NMG Transportation Equipment	392.3	$ -	$ -	$ -	$ -	$ -	$ -	$ -
348	601000249	TEMP	Tech Training	0		$ -	$ -	$ -	$ -	$ -	$ -	$ -
349	621000250	TEMP	Tools and Equipment - Alamogordo	0		$ -	$ -	$ -	$ -	$ -	$ -	$ -
350	622000251	TEMP	Tools and Equipment - Anthony	0		$ -	$ -	$ -	$ -	$ -	$ -	$ -
351	632000252	TEMP	Tools and Equipment - Silver City	0		$ -	$ -	$ -	$ -	$ -	$ -	$ -
352	632000253	TEMP	Facilities - Silver City	0		$ -	$ -	$ -	$ -	$ -	$ -	$ -
353	633000254	TEMP	Tools and Equipment - T or C	0		$ -	$ -	$ -	$ -	$ -	$ -	$ -
354	610000255	TEMP	Tools and Equipment - Albuquerque	0		$ -	$ -	$ -	$ -	$ -	$ -	$ -
355	620000256	TEMP	Tools and Equipment - Artesia	0		$ -	$ -	$ -	$ -	$ -	$ -	$ -
356	624000257	TEMP	Tools and Equipment - Carlsbad	0		$ -	$ -	$ -	$ -	$ -	$ -	$ -
357	627000258	TEMP	Tools and Equipment - Lovington	0		$ -	$ -	$ -	$ -	$ -	$ -	$ -
358	624000259	TEMP	Facilities - Carlsbad	0		$ -	$ -	$ -	$ -	$ -	$ -	$ -
359	629000260	TEMP	Tools and Equipment - Roswell	0		$ -	$ -	$ -	$ -	$ -	$ -	$ -
360	626000261	TEMP	Tools and Equipment - Clovis	0		$ -	$ -	$ -	$ -	$ -	$ -	$ -
361	662000262	TEMP	Tools and Equipment - Espanola	0		$ -	$ -	$ -	$ -	$ -	$ -	$ -
362	660000263	TEMP	Tools and Equipment - Santa Fe	0		$ -	$ -	$ -	$ -	$ -	$ -	$ -
363	667000264	TEMP	Tools and Equipment - Taos	0		$ -	$ -	$ -	$ -	$ -	$ -	$ -
364	680000265	TEMP	Tools and Equipment - Farmington	0		$ -	$ -	$ -	$ -	$ -	$ -	$ -
365	684000266	TEMP	Tools and Equipment - Gallup	0		$ -	$ -	$ -	$ -	$ -	$ -	$ -
366	610000267	TEMP	Tools and Equipment - Albuquerque - IMP	0		$ -	$ -	$ -	$ -	$ -	$ -	$ -
367	610000268	NCP-09809	CRMB Project	FP-NMG Intangible	303.3	$ -	$ -	$ -	$ -	$ -	$ -	$ -
368	601000500	PRE-08140	CP Ground Beds	FP-NMG Transm Specific-Replace	367.1	$ -	$ -	$ -	$ -	$ -	$ -	$ -
369	601000500	PRE-08140	CP Ground Beds	FP-NMG Transm Specific-Replace	368.0	$ -	$ -	$ -	$ -	$ -	$ -	$ -
370	601000500	PRE-08140	CP Ground Beds	FP-NMG Transm Specific-Replace	369.0	$ -	$ -	$ -	$ -	$ -	$ -	$ -
371	T680000501	PRE-08088	Starlake # 8 Air Intake Instal	FP-NMG Transm Specific-Replace	367.1	$ -	$ -	$ -	$ -	$ -	$ -	$ -
372	T680000501	PRE-08088	Starlake # 8 Air Intake Instal	FP-NMG Transm Specific-Replace	368.0	$ -	$ -	$ -	$ -	$ -	$ -	$ -
373	T680000501	PRE-08088	Starlake # 8 Air Intake Instal	FP-NMG Transm Specific-Replace	369.0	$ -	$ -	$ -	$ -	$ -	$ -	$ -
374	T610000502	PRE-08125	Cabezon Cat Generator Overhaul	FP-NMG Transm Specific-Replace	367.1	$ -	$ -	$ -	$ -	$ -	$ -	$ -
375	T610000502	PRE-08125	Cabezon Cat Generator Overhaul	FP-NMG Transm Specific-Replace	368.0	$ -	$ -	$ -	$ -	$ -	$ -	$ -
376	T610000502	PRE-08125	Cabezon Cat Generator Overhaul	FP-NMG Transm Specific-Replace	369.0	$ -	$ -	$ -	$ -	$ -	$ -	$ -
377	T610000503	TEMP	Cabezon PLC Install	0		$ -	$ -	$ -	$ -	$ -	$ -	$ -
378	601000504	NEW-11325	Statewide Fire Suppression	FP-NMG Transm Specific-Replace	367.1	$ -	$ -	$ -	$ -	$ -	$ -	$ -
379	601000504	NEW-11325	Statewide Fire Suppression	FP-NMG Transm Specific-Replace	368.0	$ -	$ -	$ -	$ -	$ -	$ -	$ -
380	601000504	NEW-11325	Statewide Fire Suppression	FP-NMG Transm Specific-Replace	369.0	$ -	$ -	$ -	$ -	$ -	$ -	$ -
381	T680000505	PRE-08169	Gallup Grants ML Cutouts	FP-NMG Transm Specific-Replace	367.1	$ -	$ -	$ -	$ -	$ -	$ -	$ -
382	T680000505	PRE-08169	Gallup Grants ML Cutouts	FP-NMG Transm Specific-Replace	368.0	$ -	$ -	$ -	$ -	$ -	$ -	$ -
383	T680000505	PRE-08169	Gallup Grants ML Cutouts	FP-NMG Transm Specific-Replace	369.0	$ -	$ -	$ -	$ -	$ -	$ -	$ -
384	T626000506	PRE-08165	Clovis 6 in ILI Retrofit	FP-NMG Transm Specific-Replace	367.1	$ -	$ -	$ -	$ -	$ -	$ -	$ -
385	T626000506	PRE-08165	Clovis 6 in ILI Retrofit	FP-NMG Transm Specific-Replace	368.0	$ -	$ -	$ -	$ -	$ -	$ -	$ -
386	T626000506	PRE-08165	Clovis 6 in ILI Retrofit	FP-NMG Transm Specific-Replace	369.0	$ -	$ -	$ -	$ -	$ -	$ -	$ -
387	T624000507	PRE-08164	IMP-Trans - "Beker-Carlsbad East BS	FP-NMG Transm Specific-Replace	367.1	$ -	$ -	$ -	$ -	$ -	$ -	$ -
388	T624000507	PRE-08164	IMP-Trans - "Beker-Carlsbad East BS	FP-NMG Transm Specific-Replace	368.0	$ -	$ -	$ -	$ -	$ -	$ -	$ -
389	T624000507	PRE-08164	IMP-Trans - "Beker-Carlsbad East BS	FP-NMG Transm Specific-Replace	369.0	$ -	$ -	$ -	$ -	$ -	$ -	$ -
390	T610000508	PRE-08161	Replace Casing at I25 & Roy Ave	FP-NMG Transm Specific-Replace	367.1	$ -	$ -	$ -	$ -	$ -	$ -	$ -
391	T610000508	PRE-08161	Replace Casing at I25 & Roy Ave	FP-NMG Transm Specific-Replace	368.0	$ -	$ -	$ -	$ -	$ -	$ -	$ -
392	T610000508	PRE-08161	Replace Casing at I25 & Roy Ave	FP-NMG Transm Specific-Replace	369.0	$ -	$ -	$ -	$ -	$ -	$ -	$ -
393	T610000509	PRE-08160	16in replacement near TW Rio Puerco	FP-NMG Transm Specific-Replace	367.1	$ -	$ -	$ -	$ -	$ -	$ -	$ -
394	T610000509	PRE-08160	16in replacement near TW Rio Puerco	FP-NMG Transm Specific-Replace	368.0	$ -	$ -	$ -	$ -	$ -	$ -	$ -
395	T610000509	PRE-08160	16in replacement near TW Rio Puerco	FP-NMG Transm Specific-Replace	369.0	$ -	$ -	$ -	$ -	$ -	$ -	$ -

Sponsored by NMGC Witness Erik C. Buchanan

WP Plant 2 Clearings

NEW MEXICO GAS COMPANY, INC.

Plant Gross Activity
Base Period - 12 Months Ending March 31, 2023
Future Test Year - 12 Months Ending September 30, 2025

	A	B	C	D	E	AB	AC	AD	AE	AF	AG	AH	AI
3	Investment Number	FP Number	Investment Name	FP Type	FERC Account	2/28/2025	3/31/2025	4/30/2025	5/31/2025	6/30/2025	7/31/2025	8/31/2025	9/30/2025
340	601000245	PRE-05919	Existing - Transmission Stations	FP-NMG Transm Stations-Replace	369.0	$ -	$ -	$ -	$ -	$ -	$ -	$ -	$ -
341	610000246	NEW-08497	ABQ Facilities Improv	FP-NMG Land_Structures&Improver	390.0	$ -	$ -	$ -	$ -	$ -	$ -	$ -	$ -
342	601000247	NCP-12156	ABQ 2018 Pwr Oper Equip	FP-NMG Power Operated Equip	393.0	$ -	$ -	$ -	$ -	$ -	$ -	$ -	$ -
343	601000247	NCP-12156	ABQ 2018 Pwr Oper Equip	FP-NMG Power Operated Equip	396.0	$ -	$ -	$ -	$ -	$ -	$ -	$ -	$ -
344	601000248	NCP-12157	ABQ 2018 Fleet Equip	FP-NMG Transportation Equipment	392.0	$ -	$ -	$ -	$ -	$ -	$ -	$ -	$ -
345	601000248	NCP-12157	ABQ 2018 Fleet Equip	FP-NMG Transportation Equipment	392.1	$ -	$ -	$ -	$ -	$ -	$ -	$ -	$ -
346	601000248	NCP-12157	ABQ 2018 Fleet Equip	FP-NMG Transportation Equipment	392.2	$ -	$ -	$ -	$ -	$ -	$ -	$ -	$ -
347	601000248	NCP-12157	ABQ 2018 Fleet Equip	FP-NMG Transportation Equipment	392.3	$ -	$ -	$ -	$ -	$ -	$ -	$ -	$ -
348	601000249	TEMP	Tech Training	0		$ -	$ -	$ -	$ -	$ -	$ -	$ -	$ -
349	621000250	TEMP	Tools and Equipment - Alamogordo	0		$ -	$ -	$ -	$ -	$ -	$ -	$ -	$ -
350	622000251	TEMP	Tools and Equipment - Anthony	0		$ -	$ -	$ -	$ -	$ -	$ -	$ -	$ -
351	632000252	TEMP	Tools and Equipment - Silver City	0		$ -	$ -	$ -	$ -	$ -	$ -	$ -	$ -
352	632000253	TEMP	Facilities - Silver City	0		$ -	$ -	$ -	$ -	$ -	$ -	$ -	$ -
353	633000254	TEMP	Tools and Equipment - T or C	0		$ -	$ -	$ -	$ -	$ -	$ -	$ -	$ -
354	610000255	TEMP	Tools and Equipment - Albuquerque	0		$ -	$ -	$ -	$ -	$ -	$ -	$ -	$ -
355	620000256	TEMP	Tools and Equipment - Artesia	0		$ -	$ -	$ -	$ -	$ -	$ -	$ -	$ -
356	624000257	TEMP	Tools and Equipment - Carlsbad	0		$ -	$ -	$ -	$ -	$ -	$ -	$ -	$ -
357	627000258	TEMP	Tools and Equipment - Lovington	0		$ -	$ -	$ -	$ -	$ -	$ -	$ -	$ -
358	624000259	TEMP	Facilities - Carlsbad	0		$ -	$ -	$ -	$ -	$ -	$ -	$ -	$ -
359	629000260	TEMP	Tools and Equipment - Roswell	0		$ -	$ -	$ -	$ -	$ -	$ -	$ -	$ -
360	626000261	TEMP	Tools and Equipment - Clovis	0		$ -	$ -	$ -	$ -	$ -	$ -	$ -	$ -
361	662000262	TEMP	Tools and Equipment - Espanola	0		$ -	$ -	$ -	$ -	$ -	$ -	$ -	$ -
362	660000263	TEMP	Tools and Equipment - Santa Fe	0		$ -	$ -	$ -	$ -	$ -	$ -	$ -	$ -
363	667000264	TEMP	Tools and Equipment - Taos	0		$ -	$ -	$ -	$ -	$ -	$ -	$ -	$ -
364	680000265	TEMP	Tools and Equipment - Farmington	0		$ -	$ -	$ -	$ -	$ -	$ -	$ -	$ -
365	684000266	TEMP	Tools and Equipment - Gallup	0		$ -	$ -	$ -	$ -	$ -	$ -	$ -	$ -
366	610000267	TEMP	Tools and Equipment - Albuquerque - IMP	0		$ -	$ -	$ -	$ -	$ -	$ -	$ -	$ -
367	610000268	NCP-09809	CRMB Project	FP-NMG Intangible	303.3	$ -	$ -	$ -	$ -	$ -	$ -	$ -	$ -
368	601000500	PRE-08140	CP Ground Beds	FP-NMG Transm Specific-Replace	367.1	$ -	$ -	$ -	$ -	$ -	$ -	$ -	$ -
369	601000500	PRE-08140	CP Ground Beds	FP-NMG Transm Specific-Replace	368.0	$ -	$ -	$ -	$ -	$ -	$ -	$ -	$ -
370	601000500	PRE-08140	CP Ground Beds	FP-NMG Transm Specific-Replace	369.0	$ -	$ -	$ -	$ -	$ -	$ -	$ -	$ -
371	T680000501	PRE-08088	Starlake # 8 Air Intake Instal	FP-NMG Transm Specific-Replace	367.1	$ -	$ -	$ -	$ -	$ -	$ -	$ -	$ -
372	T680000501	PRE-08088	Starlake # 8 Air Intake Instal	FP-NMG Transm Specific-Replace	368.0	$ -	$ -	$ -	$ -	$ -	$ -	$ -	$ -
373	T680000501	PRE-08088	Starlake # 8 Air Intake Instal	FP-NMG Transm Specific-Replace	369.0	$ -	$ -	$ -	$ -	$ -	$ -	$ -	$ -
374	T610000502	PRE-08125	Cabezon Cat Generator Overhaul	FP-NMG Transm Specific-Replace	367.1	$ -	$ -	$ -	$ -	$ -	$ -	$ -	$ -
375	T610000502	PRE-08125	Cabezon Cat Generator Overhaul	FP-NMG Transm Specific-Replace	368.0	$ -	$ -	$ -	$ -	$ -	$ -	$ -	$ -
376	T610000502	PRE-08125	Cabezon Cat Generator Overhaul	FP-NMG Transm Specific-Replace	369.0	$ -	$ -	$ -	$ -	$ -	$ -	$ -	$ -
377	T610000503	TEMP	Cabezon PLC Install	0		$ -	$ -	$ -	$ -	$ -	$ -	$ -	$ -
378	601000504	NEW-11325	Statewide Fire Suppression	FP-NMG Transm Specific-Replace	367.1	$ -	$ -	$ -	$ -	$ -	$ -	$ -	$ -
379	601000504	NEW-11325	Statewide Fire Suppression	FP-NMG Transm Specific-Replace	368.0	$ -	$ -	$ -	$ -	$ -	$ -	$ -	$ -
380	601000504	NEW-11325	Statewide Fire Suppression	FP-NMG Transm Specific-Replace	369.0	$ -	$ -	$ -	$ -	$ -	$ -	$ -	$ -
381	T680000505	PRE-08169	Gallup Grants ML Cutouts	FP-NMG Transm Specific-Replace	367.1	$ -	$ -	$ -	$ -	$ -	$ -	$ -	$ -
382	T680000505	PRE-08169	Gallup Grants ML Cutouts	FP-NMG Transm Specific-Replace	368.0	$ -	$ -	$ -	$ -	$ -	$ -	$ -	$ -
383	T680000505	PRE-08169	Gallup Grants ML Cutouts	FP-NMG Transm Specific-Replace	369.0	$ -	$ -	$ -	$ -	$ -	$ -	$ -	$ -
384	T626000506	PRE-08165	Clovis 6 in ILI Retrofit	FP-NMG Transm Specific-Replace	367.1	$ -	$ -	$ -	$ -	$ -	$ -	$ -	$ -
385	T626000506	PRE-08165	Clovis 6 in ILI Retrofit	FP-NMG Transm Specific-Replace	368.0	$ -	$ -	$ -	$ -	$ -	$ -	$ -	$ -
386	T626000506	PRE-08165	Clovis 6 in ILI Retrofit	FP-NMG Transm Specific-Replace	369.0	$ -	$ -	$ -	$ -	$ -	$ -	$ -	$ -
387	T624000507	PRE-08164	IMP-Trans - "Beker-Carlsbad East BS	FP-NMG Transm Specific-Replace	367.1	$ -	$ -	$ -	$ -	$ -	$ -	$ -	$ -
388	T624000507	PRE-08164	IMP-Trans - "Beker-Carlsbad East BS	FP-NMG Transm Specific-Replace	368.0	$ -	$ -	$ -	$ -	$ -	$ -	$ -	$ -
389	T624000507	PRE-08164	IMP-Trans - "Beker-Carlsbad East BS	FP-NMG Transm Specific-Replace	369.0	$ -	$ -	$ -	$ -	$ -	$ -	$ -	$ -
390	T610000508	PRE-08161	Replace Casing at I25 & Roy Ave	FP-NMG Transm Specific-Replace	367.1	$ -	$ -	$ -	$ -	$ -	$ -	$ -	$ -
391	T610000508	PRE-08161	Replace Casing at I25 & Roy Ave	FP-NMG Transm Specific-Replace	368.0	$ -	$ -	$ -	$ -	$ -	$ -	$ -	$ -
392	T610000508	PRE-08161	Replace Casing at I25 & Roy Ave	FP-NMG Transm Specific-Replace	369.0	$ -	$ -	$ -	$ -	$ -	$ -	$ -	$ -
393	T610000509	PRE-08160	16in replacement near TW Rio Puerco	FP-NMG Transm Specific-Replace	367.1	$ -	$ -	$ -	$ -	$ -	$ -	$ -	$ -
394	T610000509	PRE-08160	16in replacement near TW Rio Puerco	FP-NMG Transm Specific-Replace	368.0	$ -	$ -	$ -	$ -	$ -	$ -	$ -	$ -
395	T610000509	PRE-08160	16in replacement near TW Rio Puerco	FP-NMG Transm Specific-Replace	369.0	$ -	$ -	$ -	$ -	$ -	$ -	$ -	$ -

NEW MEXICO GAS COMPANY, INC.

Plant Gross Activity
Base Period - 12 Months Ending March 31, 2023
Future Test Year - 12 Months Ending September 30, 2025

	A	B	C	D	E	F	G	H	I	J	K	L
3	Investment Number	FP Number	Investment Name	FP Type	FERC Account	4/30/2023	5/31/2023	6/30/2023	7/31/2023	8/31/2023	9/30/2023	10/31/2023
396	601000510	PRE-07468	UFG & Station Improvement - 2019	FP-NMG Transm Specific-Replace	367.1	$ -	$ -	$ -	$ -	$ -	$ -	$ -
397	601000510	PRE-07468	UFG & Station Improvement - 2019	FP-NMG Transm Specific-Replace	368.0	$ -	$ -	$ -	$ -	$ -	$ -	$ -
398	601000510	PRE-07468	UFG & Station Improvement - 2019	FP-NMG Transm Specific-Replace	369.0	$ -	$ -	$ -	$ -	$ -	$ -	$ -
399	601000511	NEW-12823	Statewide RTU Improvement	FP-NMG Transm Specifics-New	367.1	$ -	$ -	$ -	$ -	$ -	$ -	$ -
400	601000511	NEW-12823	Statewide RTU Improvement	FP-NMG Transm Specifics-New	368.0	$ -	$ -	$ -	$ -	$ -	$ -	$ -
401	601000511	NEW-12823	Statewide RTU Improvement	FP-NMG Transm Specifics-New	369.0	$ -	$ -	$ -	$ -	$ -	$ -	$ -
402	T660000512	PRE-08166	Questa 6 in ILI Retrofit	FP-NMG Transm Specific-Replace	367.1	$ -	$ -	$ -	$ -	$ -	$ -	$ -
403	T660000512	PRE-08166	Questa 6 in ILI Retrofit	FP-NMG Transm Specific-Replace	368.0	$ -	$ -	$ -	$ -	$ -	$ -	$ -
404	T660000512	PRE-08166	Questa 6 in ILI Retrofit	FP-NMG Transm Specific-Replace	369.0	$ -	$ -	$ -	$ -	$ -	$ -	$ -
405	601000513	NEW-12663	CP Monitoring	FP-NMG Transm Specifics-New	367.1	$ -	$ -	$ 9,237	$ -	$ -	$ 4,283	$ -
406	601000513	NEW-12663	CP Monitoring	FP-NMG Transm Specifics-New	368.0	$ -	$ -	$ 10,077	$ -	$ -	$ 4,672	$ -
407	601000513	NEW-12663	CP Monitoring	FP-NMG Transm Specifics-New	369.0	$ -	$ -	$ 8,677	$ -	$ -	$ 4,023	$ -
408	T610000514	TEMP	Rebuild Sandia Border Station	0		$ -	$ -	$ -	$ -	$ -	$ -	$ -
409	601000515	PRE-07446	RSV- Mesa Take-off	FP-NMG Transm Specific-Replace	367.1	$ -	$ -	$ -	$ -	$ -	$ -	$ -
410	601000515	PRE-07446	RSV- Mesa Take-off	FP-NMG Transm Specific-Replace	368.0	$ -	$ -	$ -	$ -	$ -	$ -	$ -
411	601000515	PRE-07446	RSV- Mesa Take-off	FP-NMG Transm Specific-Replace	369.0	$ -	$ -	$ -	$ -	$ -	$ -	$ -
412	601000516	NEW-12664	Erosion Mitigation	FP-NMG Transm Specifics-New	367.1	$ -	$ -	$ -	$ -	$ -	$ -	$ -
413	601000516	NEW-12664	Erosion Mitigation	FP-NMG Transm Specifics-New	368.0	$ -	$ -	$ -	$ -	$ -	$ -	$ -
414	601000516	NEW-12664	Erosion Mitigation	FP-NMG Transm Specifics-New	369.0	$ -	$ -	$ -	$ -	$ -	$ -	$ -
415	T624000517	PRE-08168	Roswell ML Cutouts	FP-NMG Transm Specific-Replace	367.1	$ -	$ -	$ -	$ -	$ -	$ -	$ -
416	T624000517	PRE-08168	Roswell ML Cutouts	FP-NMG Transm Specific-Replace	368.0	$ -	$ -	$ -	$ -	$ -	$ -	$ -
417	T624000517	PRE-08168	Roswell ML Cutouts	FP-NMG Transm Specific-Replace	369.0	$ -	$ -	$ -	$ -	$ -	$ -	$ -
418	627000518	TEMP	LOV AMR Installation	0		$ -	$ -	$ -	$ -	$ -	$ -	$ -
419	T621000519	PRE-08170	Alamogordo ILI Cutouts	FP-NMG Transm Specific-Replace	367.1	$ -	$ -	$ -	$ -	$ -	$ -	$ -
420	T621000519	PRE-08170	Alamogordo ILI Cutouts	FP-NMG Transm Specific-Replace	368.0	$ -	$ -	$ -	$ -	$ -	$ -	$ -
421	T621000519	PRE-08170	Alamogordo ILI Cutouts	FP-NMG Transm Specific-Replace	369.0	$ -	$ -	$ -	$ -	$ -	$ -	$ -
422	601000520	PRE-08100	ALB Sewer Camera Inspection	FP-NMG Dist Specific-Replace	376.1	$ -	$ -	$ -	$ -	$ -	$ -	$ -
423	601000520	PRE-08100	ALB Sewer Camera Inspection	FP-NMG Dist Specific-Replace	376.2	$ -	$ -	$ -	$ -	$ -	$ -	$ -
424	601000520	PRE-08100	ALB Sewer Camera Inspection	FP-NMG Dist Specific-Replace	376.4	$ -	$ -	$ -	$ -	$ -	$ -	$ -
425	601000520	PRE-08100	ALB Sewer Camera Inspection	FP-NMG Dist Specific-Replace	380.0	$ -	$ -	$ -	$ -	$ -	$ -	$ -
426	T624000521	PRE-08126	Potash Retirement-Intrepid East Tap	FP-NMG Transm Mains-Replace	367.1	$ -	$ -	$ -	$ -	$ -	$ -	$ -
427	601000522	NCP-09768	2019 TIMP Replacement	FP-NMG Intangible	303.3	$ -	$ -	$ -	$ -	$ -	$ -	$ -
428	601000523	NCP-13375	2019-20 DIMP Risk Software	FP-NMG Intangible	303.3	$ -	$ -	$ 1,283,143	$ -	$ -	$ -	$ -
429	601000524	TEMP	MAOP Validation Software	0		$ -	$ -	$ -	$ -	$ -	$ -	$ -
430	610000525	PRE-06762	Alb Bare Main Copper and Oak	FP-NMG Dist Specific-Replace	376.1	$ -	$ -	$ -	$ -	$ -	$ -	$ -
431	610000525	PRE-06762	Alb Bare Main Copper and Oak	FP-NMG Dist Specific-Replace	376.2	$ -	$ -	$ -	$ -	$ -	$ -	$ -
432	610000525	PRE-06762	Alb Bare Main Copper and Oak	FP-NMG Dist Specific-Replace	376.4	$ -	$ -	$ -	$ -	$ -	$ -	$ -
433	610000525	PRE-06762	Alb Bare Main Copper and Oak	FP-NMG Dist Specific-Replace	380.0	$ -	$ -	$ -	$ -	$ -	$ -	$ -
434	610000526	PRE-06763	Alb Bare Main Rio Grande and Merritt	FP-NMG Dist Specific-Replace	376.1	$ -	$ -	$ -	$ -	$ -	$ -	$ -
435	610000526	PRE-06763	Alb Bare Main Rio Grande and Merritt	FP-NMG Dist Specific-Replace	376.2	$ -	$ -	$ -	$ -	$ -	$ -	$ -
436	610000526	PRE-06763	Alb Bare Main Rio Grande and Merritt	FP-NMG Dist Specific-Replace	376.4	$ -	$ -	$ -	$ -	$ -	$ -	$ -
437	610000526	PRE-06763	Alb Bare Main Rio Grande and Merritt	FP-NMG Dist Specific-Replace	380.0	$ -	$ -	$ -	$ -	$ -	$ -	$ -
438	601000527	PRE-08087	SLC PVC 2019 Boot Heel Area ABS Replacement	FP-NMG Dist Specific-Replace	376.1	$ -	$ -	$ -	$ -	$ -	$ -	$ -
439	601000527	PRE-08087	SLC PVC 2019 Boot Heel Area ABS Replacement	FP-NMG Dist Specific-Replace	376.2	$ -	$ -	$ -	$ -	$ -	$ -	$ -
440	601000527	PRE-08087	SLC PVC 2019 Boot Heel Area ABS Replacement	FP-NMG Dist Specific-Replace	376.4	$ -	$ -	$ -	$ -	$ -	$ -	$ -
441	601000527	PRE-08087	SLC PVC 2019 Boot Heel Area ABS Replacement	FP-NMG Dist Specific-Replace	380.0	$ -	$ -	$ -	$ -	$ -	$ -	$ -
442	633000528	PRE-08088	TOC 7-L Bar PVC Replacement - 4" PE	FP-NMG Dist Specific-Replace	376.1	$ -	$ -	$ -	$ -	$ -	$ -	$ -
443	633000528	PRE-08088	TOC 7-L Bar PVC Replacement - 4" PE	FP-NMG Dist Specific-Replace	376.2	$ -	$ -	$ -	$ -	$ -	$ -	$ -
444	633000528	PRE-08088	TOC 7-L Bar PVC Replacement - 4" PE	FP-NMG Dist Specific-Replace	376.4	$ -	$ -	$ -	$ -	$ -	$ -	$ -
445	633000528	PRE-08088	TOC 7-L Bar PVC Replacement - 4" PE	FP-NMG Dist Specific-Replace	380.0	$ -	$ -	$ -	$ -	$ -	$ -	$ -
446	633000529	PRE-08086	TOC 8" ML Reinforcement	FP-NMG Dist Specific-Replace	376.1	$ -	$ -	$ -	$ -	$ -	$ -	$ -
447	633000529	PRE-08086	TOC 8" ML Reinforcement	FP-NMG Dist Specific-Replace	376.2	$ -	$ -	$ -	$ -	$ -	$ -	$ -
448	633000529	PRE-08086	TOC 8" ML Reinforcement	FP-NMG Dist Specific-Replace	376.4	$ -	$ -	$ -	$ -	$ -	$ -	$ -
449	633000529	PRE-08086	TOC 8" ML Reinforcement	FP-NMG Dist Specific-Replace	380.0	$ -	$ -	$ -	$ -	$ -	$ -	$ -
450	611000530	TEMP	ALB Sys Reinforcement Don Felipe	0		$ -	$ -	$ -	$ -	$ -	$ -	$ -
451	611000531	TEMP	ALB Sys Reinforcement Tondre Rd	0		$ -	$ -	$ -	$ -	$ -	$ -	$ -

NEW MEXICO GAS COMPANY, INC.

Plant Gross Activity
Base Period - 12 Months Ending March 31, 2023
Future Test Year - 12 Months Ending September 30, 2025

	A	B	C	D	E	M	N	O	P	Q	R	S	T
3	Investment Number	FP Number	Investment Name	FP Type	FERC Account	11/30/2023	12/31/2023	1/31/2024	2/29/2024	3/31/2024	4/30/2024	5/31/2024	6/30/2024
396	601000510	PRE-07468	UFG & Station Improvement - 2019	FP-NMG Transm Specific-Replace	367.1	$ -	$ -	$ -	$ -	$ -	$ -	$ -	$ -
397	601000510	PRE-07468	UFG & Station Improvement - 2019	FP-NMG Transm Specific-Replace	368.0	$ -	$ -	$ -	$ -	$ -	$ -	$ -	$ -
398	601000510	PRE-07468	UFG & Station Improvement - 2019	FP-NMG Transm Specific-Replace	369.0	$ -	$ -	$ -	$ -	$ -	$ -	$ -	$ -
399	601000511	NEW-12823	Statewide RTU Improvement	FP-NMG Transm Specifics-New	367.1	$ -	$ -	$ -	$ -	$ -	$ -	$ -	$ -
400	601000511	NEW-12823	Statewide RTU Improvement	FP-NMG Transm Specifics-New	368.0	$ -	$ -	$ -	$ -	$ -	$ -	$ -	$ -
401	601000511	NEW-12823	Statewide RTU Improvement	FP-NMG Transm Specifics-New	369.0	$ -	$ -	$ -	$ -	$ -	$ -	$ -	$ -
402	T660000512	PRE-08166	Questa 6 in ILI Retrofit	FP-NMG Transm Specific-Replace	367.1	$ -	$ -	$ -	$ -	$ -	$ -	$ -	$ -
403	T660000512	PRE-08166	Questa 6 in ILI Retrofit	FP-NMG Transm Specific-Replace	368.0	$ -	$ -	$ -	$ -	$ -	$ -	$ -	$ -
404	T660000512	PRE-08166	Questa 6 in ILI Retrofit	FP-NMG Transm Specific-Replace	369.0	$ -	$ -	$ -	$ -	$ -	$ -	$ -	$ -
405	601000513	NEW-12663	CP Monitoring	FP-NMG Transm Specifics-New	367.1	$ -	$ -	$ -	$ -	$ -	$ -	$ -	$ -
406	601000513	NEW-12663	CP Monitoring	FP-NMG Transm Specifics-New	368.0	$ -	$ -	$ -	$ -	$ -	$ -	$ -	$ -
407	601000513	NEW-12663	CP Monitoring	FP-NMG Transm Specifics-New	369.0	$ -	$ -	$ -	$ -	$ -	$ -	$ -	$ -
408	T610000514	TEMP	Rebuild Sandia Border Station	0		$ -	$ -	$ -	$ -	$ -	$ -	$ -	$ -
409	601000515	PRE-07446	RSV- Mesa Take-off	FP-NMG Transm Specific-Replace	367.1	$ -	$ -	$ -	$ -	$ -	$ -	$ -	$ -
410	601000515	PRE-07446	RSV- Mesa Take-off	FP-NMG Transm Specific-Replace	368.0	$ -	$ -	$ -	$ -	$ -	$ -	$ -	$ -
411	601000515	PRE-07446	RSV- Mesa Take-off	FP-NMG Transm Specific-Replace	369.0	$ -	$ -	$ -	$ -	$ -	$ -	$ -	$ -
412	601000516	NEW-12664	Erosion Mitigation	FP-NMG Transm Specifics-New	367.1	$ -	$ -	$ -	$ -	$ -	$ -	$ -	$ -
413	601000516	NEW-12664	Erosion Mitigation	FP-NMG Transm Specifics-New	368.0	$ -	$ -	$ -	$ -	$ -	$ -	$ -	$ -
414	601000516	NEW-12664	Erosion Mitigation	FP-NMG Transm Specifics-New	369.0	$ -	$ -	$ -	$ -	$ -	$ -	$ -	$ -
415	T624000517	PRE-08168	Roswell ML Cutouts	FP-NMG Transm Specific-Replace	367.1	$ -	$ -	$ -	$ -	$ -	$ -	$ -	$ -
416	T624000517	PRE-08168	Roswell ML Cutouts	FP-NMG Transm Specific-Replace	368.0	$ -	$ -	$ -	$ -	$ -	$ -	$ -	$ -
417	T624000517	PRE-08168	Roswell ML Cutouts	FP-NMG Transm Specific-Replace	369.0	$ -	$ -	$ -	$ -	$ -	$ -	$ -	$ -
418	627000518	TEMP	LOV AMR Installation	0		$ -	$ -	$ -	$ -	$ -	$ -	$ -	$ -
419	T621000519	PRE-08170	Alamogordo ILI Cutouts	FP-NMG Transm Specific-Replace	367.1	$ -	$ -	$ -	$ -	$ -	$ -	$ -	$ -
420	T621000519	PRE-08170	Alamogordo ILI Cutouts	FP-NMG Transm Specific-Replace	368.0	$ -	$ -	$ -	$ -	$ -	$ -	$ -	$ -
421	T621000519	PRE-08170	Alamogordo ILI Cutouts	FP-NMG Transm Specific-Replace	369.0	$ -	$ -	$ -	$ -	$ -	$ -	$ -	$ -
422	601000520	PRE-08100	ALB Sewer Camera Inspection	FP-NMG Dist Specific-Replace	376.1	$ -	$ -	$ -	$ -	$ -	$ -	$ -	$ -
423	601000520	PRE-08100	ALB Sewer Camera Inspection	FP-NMG Dist Specific-Replace	376.2	$ -	$ -	$ -	$ -	$ -	$ -	$ -	$ -
424	601000520	PRE-08100	ALB Sewer Camera Inspection	FP-NMG Dist Specific-Replace	376.4	$ -	$ -	$ -	$ -	$ -	$ -	$ -	$ -
425	601000520	PRE-08100	ALB Sewer Camera Inspection	FP-NMG Dist Specific-Replace	380.0	$ -	$ -	$ -	$ -	$ -	$ -	$ -	$ -
426	T624000521	PRE-08126	Potash Retirement-Intrepid East Tap	FP-NMG Transm Mains-Replace	367.1	$ -	$ -	$ -	$ -	$ -	$ -	$ -	$ -
427	601000522	NCP-09768	2019 TIMP Replacement	FP-NMG Intangible	303.3	$ -	$ -	$ -	$ -	$ -	$ -	$ -	$ -
428	601000523	NCP-13375	2019-20 DIMP Risk Software	FP-NMG Intangible	303.3	$ -	$ -	$ -	$ -	$ -	$ -	$ -	$ -
429	601000524	TEMP	MAOP Validation Software	0		$ -	$ -	$ -	$ -	$ -	$ -	$ -	$ -
430	610000525	PRE-06762	Alb Bare Main Copper and Oak	FP-NMG Dist Specific-Replace	376.1	$ -	$ -	$ -	$ -	$ -	$ -	$ -	$ -
431	610000525	PRE-06762	Alb Bare Main Copper and Oak	FP-NMG Dist Specific-Replace	376.2	$ -	$ -	$ -	$ -	$ -	$ -	$ -	$ -
432	610000525	PRE-06762	Alb Bare Main Copper and Oak	FP-NMG Dist Specific-Replace	376.4	$ -	$ -	$ -	$ -	$ -	$ -	$ -	$ -
433	610000525	PRE-06762	Alb Bare Main Copper and Oak	FP-NMG Dist Specific-Replace	380.0	$ -	$ -	$ -	$ -	$ -	$ -	$ -	$ -
434	610000526	PRE-06763	Alb Bare Main Rio Grande and Merritt	FP-NMG Dist Specific-Replace	376.1	$ -	$ -	$ -	$ -	$ -	$ -	$ -	$ -
435	610000526	PRE-06763	Alb Bare Main Rio Grande and Merritt	FP-NMG Dist Specific-Replace	376.2	$ -	$ -	$ -	$ -	$ -	$ -	$ -	$ -
436	610000526	PRE-06763	Alb Bare Main Rio Grande and Merritt	FP-NMG Dist Specific-Replace	376.4	$ -	$ -	$ -	$ -	$ -	$ -	$ -	$ -
437	610000526	PRE-06763	Alb Bare Main Rio Grande and Merritt	FP-NMG Dist Specific-Replace	380.0	$ -	$ -	$ -	$ -	$ -	$ -	$ -	$ -
438	601000527	PRE-08087	SLC PVC 2019 Boot Heel Area ABS Replacement	FP-NMG Dist Specific-Replace	376.1	$ -	$ -	$ -	$ -	$ -	$ -	$ -	$ -
439	601000527	PRE-08087	SLC PVC 2019 Boot Heel Area ABS Replacement	FP-NMG Dist Specific-Replace	376.2	$ -	$ -	$ -	$ -	$ -	$ -	$ -	$ -
440	601000527	PRE-08087	SLC PVC 2019 Boot Heel Area ABS Replacement	FP-NMG Dist Specific-Replace	376.4	$ -	$ -	$ -	$ -	$ -	$ -	$ -	$ -
441	601000527	PRE-08087	SLC PVC 2019 Boot Heel Area ABS Replacement	FP-NMG Dist Specific-Replace	380.0	$ -	$ -	$ -	$ -	$ -	$ -	$ -	$ -
442	633000528	PRE-08088	TOC 7-L Bar PVC Replacement - 4" PE	FP-NMG Dist Specific-Replace	376.1	$ -	$ -	$ -	$ -	$ -	$ -	$ -	$ -
443	633000528	PRE-08088	TOC 7-L Bar PVC Replacement - 4" PE	FP-NMG Dist Specific-Replace	376.2	$ -	$ -	$ -	$ -	$ -	$ -	$ -	$ -
444	633000528	PRE-08088	TOC 7-L Bar PVC Replacement - 4" PE	FP-NMG Dist Specific-Replace	376.4	$ -	$ -	$ -	$ -	$ -	$ -	$ -	$ -
445	633000528	PRE-08088	TOC 7-L Bar PVC Replacement - 4" PE	FP-NMG Dist Specific-Replace	380.0	$ -	$ -	$ -	$ -	$ -	$ -	$ -	$ -
446	633000529	PRE-08086	TOC 8" ML Reinforcement	FP-NMG Dist Specific-Replace	376.1	$ -	$ -	$ -	$ -	$ -	$ -	$ -	$ -
447	633000529	PRE-08086	TOC 8" ML Reinforcement	FP-NMG Dist Specific-Replace	376.2	$ -	$ -	$ -	$ -	$ -	$ -	$ -	$ -
448	633000529	PRE-08086	TOC 8" ML Reinforcement	FP-NMG Dist Specific-Replace	376.4	$ -	$ -	$ -	$ -	$ -	$ -	$ -	$ -
449	633000529	PRE-08086	TOC 8" ML Reinforcement	FP-NMG Dist Specific-Replace	380.0	$ -	$ -	$ -	$ -	$ -	$ -	$ -	$ -
450	611000530	TEMP	ALB Sys Reinforcement Don Felipe	0		$ -	$ -	$ -	$ -	$ -	$ -	$ -	$ -
451	611000531	TEMP	ALB Sys Reinforcement Tondre Rd	0		$ -	$ -	$ -	$ -	$ -	$ -	$ -	$ -

NEW MEXICO GAS COMPANY, INC.

Plant Gross Activity
Base Period - 12 Months Ending March 31, 2023
Future Test Year - 12 Months Ending September 30, 2025

	A	B	C	D	E	U	V	W	X	Y	Z	AA
3	Investment Number	FP Number	Investment Name	FP Type	FERC Account	7/31/2024	8/31/2024	9/30/2024	10/31/2024	11/30/2024	12/31/2024	1/31/2025
396	601000510	PRE-07468	UFG & Station Improvement - 2019	FP-NMG Transm Specific-Replace	367.1	$ -	$ -	$ -	$ -	$ -	$ -	$ -
397	601000510	PRE-07468	UFG & Station Improvement - 2019	FP-NMG Transm Specific-Replace	368.0	$ -	$ -	$ -	$ -	$ -	$ -	$ -
398	601000510	PRE-07468	UFG & Station Improvement - 2019	FP-NMG Transm Specific-Replace	369.0	$ -	$ -	$ -	$ -	$ -	$ -	$ -
399	601000511	NEW-12823	Statewide RTU Improvement	FP-NMG Transm Specifics-New	367.1	$ -	$ -	$ -	$ -	$ -	$ -	$ -
400	601000511	NEW-12823	Statewide RTU Improvement	FP-NMG Transm Specifics-New	368.0	$ -	$ -	$ -	$ -	$ -	$ -	$ -
401	601000511	NEW-12823	Statewide RTU Improvement	FP-NMG Transm Specifics-New	369.0	$ -	$ -	$ -	$ -	$ -	$ -	$ -
402	T660000512	PRE-08166	Questa 6 in ILI Retrofit	FP-NMG Transm Specific-Replace	367.1	$ -	$ -	$ -	$ -	$ -	$ -	$ -
403	T660000512	PRE-08166	Questa 6 in ILI Retrofit	FP-NMG Transm Specific-Replace	368.0	$ -	$ -	$ -	$ -	$ -	$ -	$ -
404	T660000512	PRE-08166	Questa 6 in ILI Retrofit	FP-NMG Transm Specific-Replace	369.0	$ -	$ -	$ -	$ -	$ -	$ -	$ -
405	601000513	NEW-12663	CP Monitoring	FP-NMG Transm Specifics-New	367.1	$ -	$ -	$ -	$ -	$ -	$ -	$ -
406	601000513	NEW-12663	CP Monitoring	FP-NMG Transm Specifics-New	368.0	$ -	$ -	$ -	$ -	$ -	$ -	$ -
407	601000513	NEW-12663	CP Monitoring	FP-NMG Transm Specifics-New	369.0	$ -	$ -	$ -	$ -	$ -	$ -	$ -
408	T610000514	TEMP	Rebuild Sandia Border Station	0		$ -	$ -	$ -	$ -	$ -	$ -	$ -
409	601000515	PRE-07446	RSV- Mesa Take-off	FP-NMG Transm Specific-Replace	367.1	$ -	$ -	$ -	$ -	$ -	$ -	$ -
410	601000515	PRE-07446	RSV- Mesa Take-off	FP-NMG Transm Specific-Replace	368.0	$ -	$ -	$ -	$ -	$ -	$ -	$ -
411	601000515	PRE-07446	RSV- Mesa Take-off	FP-NMG Transm Specific-Replace	369.0	$ -	$ -	$ -	$ -	$ -	$ -	$ -
412	601000516	NEW-12664	Erosion Mitigation	FP-NMG Transm Specifics-New	367.1	$ -	$ -	$ -	$ -	$ -	$ -	$ -
413	601000516	NEW-12664	Erosion Mitigation	FP-NMG Transm Specifics-New	368.0	$ -	$ -	$ -	$ -	$ -	$ -	$ -
414	601000516	NEW-12664	Erosion Mitigation	FP-NMG Transm Specifics-New	369.0	$ -	$ -	$ -	$ -	$ -	$ -	$ -
415	T624000517	PRE-08168	Roswell ML Cutouts	FP-NMG Transm Specific-Replace	367.1	$ -	$ -	$ -	$ -	$ -	$ -	$ -
416	T624000517	PRE-08168	Roswell ML Cutouts	FP-NMG Transm Specific-Replace	368.0	$ -	$ -	$ -	$ -	$ -	$ -	$ -
417	T624000517	PRE-08168	Roswell ML Cutouts	FP-NMG Transm Specific-Replace	369.0	$ -	$ -	$ -	$ -	$ -	$ -	$ -
418	627000518	TEMP	LOV AMR Installation	0		$ -	$ -	$ -	$ -	$ -	$ -	$ -
419	T621000519	PRE-08170	Alamogordo ILI Cutouts	FP-NMG Transm Specific-Replace	367.1	$ -	$ -	$ -	$ -	$ -	$ -	$ -
420	T621000519	PRE-08170	Alamogordo ILI Cutouts	FP-NMG Transm Specific-Replace	368.0	$ -	$ -	$ -	$ -	$ -	$ -	$ -
421	T621000519	PRE-08170	Alamogordo ILI Cutouts	FP-NMG Transm Specific-Replace	369.0	$ -	$ -	$ -	$ -	$ -	$ -	$ -
422	601000520	PRE-08100	ALB Sewer Camera Inspection	FP-NMG Dist Specific-Replace	376.1	$ -	$ -	$ -	$ -	$ -	$ -	$ -
423	601000520	PRE-08100	ALB Sewer Camera Inspection	FP-NMG Dist Specific-Replace	376.2	$ -	$ -	$ -	$ -	$ -	$ -	$ -
424	601000520	PRE-08100	ALB Sewer Camera Inspection	FP-NMG Dist Specific-Replace	376.4	$ -	$ -	$ -	$ -	$ -	$ -	$ -
425	601000520	PRE-08100	ALB Sewer Camera Inspection	FP-NMG Dist Specific-Replace	380.0	$ -	$ -	$ -	$ -	$ -	$ -	$ -
426	T624000521	PRE-08126	Potash Retirement-Intrepid East Tap	FP-NMG Transm Mains-Replace	367.1	$ -	$ -	$ -	$ -	$ -	$ -	$ -
427	601000522	NCP-09768	2019 TIMP Replacement	FP-NMG Intangible	303.3	$ -	$ -	$ -	$ -	$ -	$ -	$ -
428	601000523	NCP-13375	2019-20 DIMP Risk Software	FP-NMG Intangible	303.3	$ -	$ -	$ -	$ -	$ -	$ -	$ -
429	601000524	TEMP	MAOP Validation Software	0		$ -	$ -	$ -	$ -	$ -	$ -	$ -
430	610000525	PRE-06762	Alb Bare Main Copper and Oak	FP-NMG Dist Specific-Replace	376.1	$ -	$ -	$ -	$ -	$ -	$ -	$ -
431	610000525	PRE-06762	Alb Bare Main Copper and Oak	FP-NMG Dist Specific-Replace	376.2	$ -	$ -	$ -	$ -	$ -	$ -	$ -
432	610000525	PRE-06762	Alb Bare Main Copper and Oak	FP-NMG Dist Specific-Replace	376.4	$ -	$ -	$ -	$ -	$ -	$ -	$ -
433	610000525	PRE-06762	Alb Bare Main Copper and Oak	FP-NMG Dist Specific-Replace	380.0	$ -	$ -	$ -	$ -	$ -	$ -	$ -
434	610000526	PRE-06763	Alb Bare Main Rio Grande and Merritt	FP-NMG Dist Specific-Replace	376.1	$ -	$ -	$ -	$ -	$ -	$ -	$ -
435	610000526	PRE-06763	Alb Bare Main Rio Grande and Merritt	FP-NMG Dist Specific-Replace	376.2	$ -	$ -	$ -	$ -	$ -	$ -	$ -
436	610000526	PRE-06763	Alb Bare Main Rio Grande and Merritt	FP-NMG Dist Specific-Replace	376.4	$ -	$ -	$ -	$ -	$ -	$ -	$ -
437	610000526	PRE-06763	Alb Bare Main Rio Grande and Merritt	FP-NMG Dist Specific-Replace	380.0	$ -	$ -	$ -	$ -	$ -	$ -	$ -
438	601000527	PRE-08087	SLC PVC 2019 Boot Heel Area ABS Replacement	FP-NMG Dist Specific-Replace	376.1	$ -	$ -	$ -	$ -	$ -	$ -	$ -
439	601000527	PRE-08087	SLC PVC 2019 Boot Heel Area ABS Replacement	FP-NMG Dist Specific-Replace	376.2	$ -	$ -	$ -	$ -	$ -	$ -	$ -
440	601000527	PRE-08087	SLC PVC 2019 Boot Heel Area ABS Replacement	FP-NMG Dist Specific-Replace	376.4	$ -	$ -	$ -	$ -	$ -	$ -	$ -
441	601000527	PRE-08087	SLC PVC 2019 Boot Heel Area ABS Replacement	FP-NMG Dist Specific-Replace	380.0	$ -	$ -	$ -	$ -	$ -	$ -	$ -
442	633000528	PRE-08088	TOC 7-L Bar PVC Replacement - 4" PE	FP-NMG Dist Specific-Replace	376.1	$ -	$ -	$ -	$ -	$ -	$ -	$ -
443	633000528	PRE-08088	TOC 7-L Bar PVC Replacement - 4" PE	FP-NMG Dist Specific-Replace	376.2	$ -	$ -	$ -	$ -	$ -	$ -	$ -
444	633000528	PRE-08088	TOC 7-L Bar PVC Replacement - 4" PE	FP-NMG Dist Specific-Replace	376.4	$ -	$ -	$ -	$ -	$ -	$ -	$ -
445	633000528	PRE-08088	TOC 7-L Bar PVC Replacement - 4" PE	FP-NMG Dist Specific-Replace	380.0	$ -	$ -	$ -	$ -	$ -	$ -	$ -
446	633000529	PRE-08086	TOC 8" ML Reinforcement	FP-NMG Dist Specific-Replace	376.1	$ -	$ -	$ -	$ -	$ -	$ -	$ -
447	633000529	PRE-08086	TOC 8" ML Reinforcement	FP-NMG Dist Specific-Replace	376.2	$ -	$ -	$ -	$ -	$ -	$ -	$ -
448	633000529	PRE-08086	TOC 8" ML Reinforcement	FP-NMG Dist Specific-Replace	376.4	$ -	$ -	$ -	$ -	$ -	$ -	$ -
449	633000529	PRE-08086	TOC 8" ML Reinforcement	FP-NMG Dist Specific-Replace	380.0	$ -	$ -	$ -	$ -	$ -	$ -	$ -
450	611000530	TEMP	ALB Sys Reinforcement Don Felipe	0		$ -	$ -	$ -	$ -	$ -	$ -	$ -
451	611000531	TEMP	ALB Sys Reinforcement Tondre Rd	0		$ -	$ -	$ -	$ -	$ -	$ -	$ -

NEW MEXICO GAS COMPANY, INC.

Plant Gross Activity
Base Period - 12 Months Ending March 31, 2023
Future Test Year - 12 Months Ending September 30, 2025

	A	B	C	D	E	AB	AC	AD	AE	AF	AG	AH	AI
3	Investment Number	FP Number	Investment Name	FP Type	FERC Account	2/28/2025	3/31/2025	4/30/2025	5/31/2025	6/30/2025	7/31/2025	8/31/2025	9/30/2025
396	601000510	PRE-07468	UFG & Station Improvement - 2019	FP-NMG Transm Specific-Replace	367.1	$ -	$ -	$ -	$ -	$ -	$ -	$ -	$ -
397	601000510	PRE-07468	UFG & Station Improvement - 2019	FP-NMG Transm Specific-Replace	368.0	$ -	$ -	$ -	$ -	$ -	$ -	$ -	$ -
398	601000510	PRE-07468	UFG & Station Improvement - 2019	FP-NMG Transm Specific-Replace	369.0	$ -	$ -	$ -	$ -	$ -	$ -	$ -	$ -
399	601000511	NEW-12823	Statewide RTU Improvement	FP-NMG Transm Specifics-New	367.1	$ -	$ -	$ -	$ -	$ -	$ -	$ -	$ -
400	601000511	NEW-12823	Statewide RTU Improvement	FP-NMG Transm Specifics-New	368.0	$ -	$ -	$ -	$ -	$ -	$ -	$ -	$ -
401	601000511	NEW-12823	Statewide RTU Improvement	FP-NMG Transm Specifics-New	369.0	$ -	$ -	$ -	$ -	$ -	$ -	$ -	$ -
402	T660000512	PRE-08166	Questa 6 in ILI Retrofit	FP-NMG Transm Specific-Replace	367.1	$ -	$ -	$ -	$ -	$ -	$ -	$ -	$ -
403	T660000512	PRE-08166	Questa 6 in ILI Retrofit	FP-NMG Transm Specific-Replace	368.0	$ -	$ -	$ -	$ -	$ -	$ -	$ -	$ -
404	T660000512	PRE-08166	Questa 6 in ILI Retrofit	FP-NMG Transm Specific-Replace	369.0	$ -	$ -	$ -	$ -	$ -	$ -	$ -	$ -
405	601000513	NEW-12663	CP Monitoring	FP-NMG Transm Specifics-New	367.1	$ -	$ -	$ -	$ -	$ -	$ -	$ -	$ -
406	601000513	NEW-12663	CP Monitoring	FP-NMG Transm Specifics-New	368.0	$ -	$ -	$ -	$ -	$ -	$ -	$ -	$ -
407	601000513	NEW-12663	CP Monitoring	FP-NMG Transm Specifics-New	369.0	$ -	$ -	$ -	$ -	$ -	$ -	$ -	$ -
408	T610000514	TEMP	Rebuild Sandia Border Station	0		$ -	$ -	$ -	$ -	$ -	$ -	$ -	$ -
409	601000515	PRE-07446	RSV- Mesa Take-off	FP-NMG Transm Specific-Replace	367.1	$ -	$ -	$ -	$ -	$ -	$ -	$ -	$ -
410	601000515	PRE-07446	RSV- Mesa Take-off	FP-NMG Transm Specific-Replace	368.0	$ -	$ -	$ -	$ -	$ -	$ -	$ -	$ -
411	601000515	PRE-07446	RSV- Mesa Take-off	FP-NMG Transm Specific-Replace	369.0	$ -	$ -	$ -	$ -	$ -	$ -	$ -	$ -
412	601000516	NEW-12664	Erosion Mitigation	FP-NMG Transm Specifics-New	367.1	$ -	$ -	$ -	$ -	$ -	$ -	$ -	$ -
413	601000516	NEW-12664	Erosion Mitigation	FP-NMG Transm Specifics-New	368.0	$ -	$ -	$ -	$ -	$ -	$ -	$ -	$ -
414	601000516	NEW-12664	Erosion Mitigation	FP-NMG Transm Specifics-New	369.0	$ -	$ -	$ -	$ -	$ -	$ -	$ -	$ -
415	T624000517	PRE-08168	Roswell ML Cutouts	FP-NMG Transm Specific-Replace	367.1	$ -	$ -	$ -	$ -	$ -	$ -	$ -	$ -
416	T624000517	PRE-08168	Roswell ML Cutouts	FP-NMG Transm Specific-Replace	368.0	$ -	$ -	$ -	$ -	$ -	$ -	$ -	$ -
417	T624000517	PRE-08168	Roswell ML Cutouts	FP-NMG Transm Specific-Replace	369.0	$ -	$ -	$ -	$ -	$ -	$ -	$ -	$ -
418	627000518	TEMP	LOV AMR Installation	0		$ -	$ -	$ -	$ -	$ -	$ -	$ -	$ -
419	T621000519	PRE-08170	Alamogordo ILI Cutouts	FP-NMG Transm Specific-Replace	367.1	$ -	$ -	$ -	$ -	$ -	$ -	$ -	$ -
420	T621000519	PRE-08170	Alamogordo ILI Cutouts	FP-NMG Transm Specific-Replace	368.0	$ -	$ -	$ -	$ -	$ -	$ -	$ -	$ -
421	T621000519	PRE-08170	Alamogordo ILI Cutouts	FP-NMG Transm Specific-Replace	369.0	$ -	$ -	$ -	$ -	$ -	$ -	$ -	$ -
422	601000520	PRE-08100	ALB Sewer Camera Inspection	FP-NMG Dist Specific-Replace	376.1	$ -	$ -	$ -	$ -	$ -	$ -	$ -	$ -
423	601000520	PRE-08100	ALB Sewer Camera Inspection	FP-NMG Dist Specific-Replace	376.2	$ -	$ -	$ -	$ -	$ -	$ -	$ -	$ -
424	601000520	PRE-08100	ALB Sewer Camera Inspection	FP-NMG Dist Specific-Replace	376.4	$ -	$ -	$ -	$ -	$ -	$ -	$ -	$ -
425	601000520	PRE-08100	ALB Sewer Camera Inspection	FP-NMG Dist Specific-Replace	380.0	$ -	$ -	$ -	$ -	$ -	$ -	$ -	$ -
426	T624000521	PRE-08126	Potash Retirement-Intrepid East Tap	FP-NMG Transm Mains-Replace	367.1	$ -	$ -	$ -	$ -	$ -	$ -	$ -	$ -
427	601000522	NCP-09768	2019 TIMP Replacement	FP-NMG Intangible	303.3	$ -	$ -	$ -	$ -	$ -	$ -	$ -	$ -
428	601000523	NCP-13375	2019-20 DIMP Risk Software	FP-NMG Intangible	303.3	$ -	$ -	$ -	$ -	$ -	$ -	$ -	$ -
429	601000524	TEMP	MAOP Validation Software	0		$ -	$ -	$ -	$ -	$ -	$ -	$ -	$ -
430	610000525	PRE-06762	Alb Bare Main Copper and Oak	FP-NMG Dist Specific-Replace	376.1	$ -	$ -	$ -	$ -	$ -	$ -	$ -	$ -
431	610000525	PRE-06762	Alb Bare Main Copper and Oak	FP-NMG Dist Specific-Replace	376.2	$ -	$ -	$ -	$ -	$ -	$ -	$ -	$ -
432	610000525	PRE-06762	Alb Bare Main Copper and Oak	FP-NMG Dist Specific-Replace	376.4	$ -	$ -	$ -	$ -	$ -	$ -	$ -	$ -
433	610000525	PRE-06762	Alb Bare Main Copper and Oak	FP-NMG Dist Specific-Replace	380.0	$ -	$ -	$ -	$ -	$ -	$ -	$ -	$ -
434	610000526	PRE-06763	Alb Bare Main Rio Grande and Merritt	FP-NMG Dist Specific-Replace	376.1	$ -	$ -	$ -	$ -	$ -	$ -	$ -	$ -
435	610000526	PRE-06763	Alb Bare Main Rio Grande and Merritt	FP-NMG Dist Specific-Replace	376.2	$ -	$ -	$ -	$ -	$ -	$ -	$ -	$ -
436	610000526	PRE-06763	Alb Bare Main Rio Grande and Merritt	FP-NMG Dist Specific-Replace	376.4	$ -	$ -	$ -	$ -	$ -	$ -	$ -	$ -
437	610000526	PRE-06763	Alb Bare Main Rio Grande and Merritt	FP-NMG Dist Specific-Replace	380.0	$ -	$ -	$ -	$ -	$ -	$ -	$ -	$ -
438	601000527	PRE-08087	SLC PVC 2019 Boot Heel Area ABS Replacement	FP-NMG Dist Specific-Replace	376.1	$ -	$ -	$ -	$ -	$ -	$ -	$ -	$ -
439	601000527	PRE-08087	SLC PVC 2019 Boot Heel Area ABS Replacement	FP-NMG Dist Specific-Replace	376.2	$ -	$ -	$ -	$ -	$ -	$ -	$ -	$ -
440	601000527	PRE-08087	SLC PVC 2019 Boot Heel Area ABS Replacement	FP-NMG Dist Specific-Replace	376.4	$ -	$ -	$ -	$ -	$ -	$ -	$ -	$ -
441	601000527	PRE-08087	SLC PVC 2019 Boot Heel Area ABS Replacement	FP-NMG Dist Specific-Replace	380.0	$ -	$ -	$ -	$ -	$ -	$ -	$ -	$ -
442	633000528	PRE-08088	TOC 7-L Bar PVC Replacement - 4" PE	FP-NMG Dist Specific-Replace	376.1	$ -	$ -	$ -	$ -	$ -	$ -	$ -	$ -
443	633000528	PRE-08088	TOC 7-L Bar PVC Replacement - 4" PE	FP-NMG Dist Specific-Replace	376.2	$ -	$ -	$ -	$ -	$ -	$ -	$ -	$ -
444	633000528	PRE-08088	TOC 7-L Bar PVC Replacement - 4" PE	FP-NMG Dist Specific-Replace	376.4	$ -	$ -	$ -	$ -	$ -	$ -	$ -	$ -
445	633000528	PRE-08088	TOC 7-L Bar PVC Replacement - 4" PE	FP-NMG Dist Specific-Replace	380.0	$ -	$ -	$ -	$ -	$ -	$ -	$ -	$ -
446	633000529	PRE-08086	TOC 8" ML Reinforcement	FP-NMG Dist Specific-Replace	376.1	$ -	$ -	$ -	$ -	$ -	$ -	$ -	$ -
447	633000529	PRE-08086	TOC 8" ML Reinforcement	FP-NMG Dist Specific-Replace	376.2	$ -	$ -	$ -	$ -	$ -	$ -	$ -	$ -
448	633000529	PRE-08086	TOC 8" ML Reinforcement	FP-NMG Dist Specific-Replace	376.4	$ -	$ -	$ -	$ -	$ -	$ -	$ -	$ -
449	633000529	PRE-08086	TOC 8" ML Reinforcement	FP-NMG Dist Specific-Replace	380.0	$ -	$ -	$ -	$ -	$ -	$ -	$ -	$ -
450	611000530	TEMP	ALB Sys Reinforcement Don Felipe	0		$ -	$ -	$ -	$ -	$ -	$ -	$ -	$ -
451	611000531	TEMP	ALB Sys Reinforcement Tondre Rd	0		$ -	$ -	$ -	$ -	$ -	$ -	$ -	$ -

NEW MEXICO GAS COMPANY, INC.

Plant Gross Activity
Base Period - 12 Months Ending March 31, 2023
Future Test Year - 12 Months Ending September 30, 2025

	A	B	C	D	E	F	G	H	I	J	K	L
3	Investment Number	FP Number	Investment Name	FP Type	FERC Account	4/30/2023	5/31/2023	6/30/2023	7/31/2023	8/31/2023	9/30/2023	10/31/2023
452	610000532	TEMP	ALB Sys Reinforcement Los Picaros	0		$ -	$ -	$ -	$ -	$ -	$ -	$ -
453	610000533	PRE-08080	ALB Sys Reinforcement LP East	FP-NMG Dist Specific-Replace	376.1	$ -	$ -	$ -	$ -	$ -	$ -	$ -
454	610000533	PRE-08080	ALB Sys Reinforcement LP East	FP-NMG Dist Specific-Replace	376.2	$ -	$ -	$ -	$ -	$ -	$ -	$ -
455	610000533	PRE-08080	ALB Sys Reinforcement LP East	FP-NMG Dist Specific-Replace	376.4	$ -	$ -	$ -	$ -	$ -	$ -	$ -
456	610000533	PRE-08080	ALB Sys Reinforcement LP East	FP-NMG Dist Specific-Replace	380.0	$ -	$ -	$ -	$ -	$ -	$ -	$ -
457	680000534	PRE-08099	FAR Dustin Replacement Project	FP-NMG Dist Specifics-New	376.1	$ -	$ -	$ -	$ -	$ -	$ -	$ -
458	680000534	PRE-08099	FAR Dustin Replacement Project	FP-NMG Dist Specifics-New	376.2	$ -	$ -	$ -	$ -	$ -	$ -	$ -
459	680000534	PRE-08099	FAR Dustin Replacement Project	FP-NMG Dist Specifics-New	376.4	$ -	$ -	$ -	$ -	$ -	$ -	$ -
460	621000535	TEMP	ALA 16th St. Replacement	0		$ -	$ -	$ -	$ -	$ -	$ -	$ -
461	633000536	PRE-07443	TOC Odd Size Main Replacement	FP-NMG Dist Specific-Replace	376.1	$ -	$ -	$ -	$ -	$ -	$ -	$ -
462	633000536	PRE-07443	TOC Odd Size Main Replacement	FP-NMG Dist Specific-Replace	376.2	$ -	$ -	$ -	$ -	$ -	$ -	$ -
463	633000536	PRE-07443	TOC Odd Size Main Replacement	FP-NMG Dist Specific-Replace	376.4	$ -	$ -	$ -	$ -	$ -	$ -	$ -
464	633000536	PRE-07443	TOC Odd Size Main Replacement	FP-NMG Dist Specific-Replace	380.0	$ -	$ -	$ -	$ -	$ -	$ -	$ -
465	610000537	PRE-07437	2019 ABQ 2nd Street 6" Replacement Woodward to Rio Bravo	FP-NMG Dist Specific-Replace	376.1	$ -	$ -	$ -	$ -	$ -	$ -	$ -
466	610000537	PRE-07437	2019 ABQ 2nd Street 6" Replacement Woodward to Rio Bravo	FP-NMG Dist Specific-Replace	376.2	$ -	$ -	$ -	$ -	$ -	$ -	$ -
467	610000537	PRE-07437	2019 ABQ 2nd Street 6" Replacement Woodward to Rio Bravo	FP-NMG Dist Specific-Replace	376.4	$ -	$ -	$ -	$ -	$ -	$ -	$ -
468	610000537	PRE-07437	2019 ABQ 2nd Street 6" Replacement Woodward to Rio Bravo	FP-NMG Dist Specific-Replace	380.0	$ -	$ -	$ -	$ -	$ -	$ -	$ -
469	610000538	NEW-11265	ALB Cobisa ML Replacement	FP-NMG Dist Specifics-New	376.1	$ -	$ -	$ -	$ -	$ -	$ -	$ -
470	610000538	NEW-11265	ALB Cobisa ML Replacement	FP-NMG Dist Specifics-New	376.2	$ -	$ -	$ -	$ -	$ -	$ -	$ -
471	610000538	NEW-11265	ALB Cobisa ML Replacement	FP-NMG Dist Specifics-New	376.4	$ -	$ -	$ -	$ -	$ -	$ -	$ -
472	610000539	PRE-05904	2019 ABQ Juan Tabo & Menaul	FP-NMG Dist Specific-Replace	376.1	$ -	$ -	$ -	$ -	$ -	$ -	$ -
473	610000539	PRE-05904	2019 ABQ Juan Tabo & Menaul	FP-NMG Dist Specific-Replace	376.2	$ -	$ -	$ -	$ -	$ -	$ -	$ -
474	610000539	PRE-05904	2019 ABQ Juan Tabo & Menaul	FP-NMG Dist Specific-Replace	376.4	$ -	$ -	$ -	$ -	$ -	$ -	$ -
475	610000539	PRE-05904	2019 ABQ Juan Tabo & Menaul	FP-NMG Dist Specific-Replace	380.0	$ -	$ -	$ -	$ -	$ -	$ -	$ -
476	610000540	TEMP	ALB Louisiana and Gibson Reg Station Rebuild	0		$ -	$ -	$ -	$ -	$ -	$ -	$ -
477	610000541	PRE-07439	ALB McMullen and 12th St Replacemen	FP-NMG Dist Specific-Replace	376.1	$ -	$ -	$ -	$ -	$ -	$ -	$ -
478	610000541	PRE-07439	ALB McMullen and 12th St Replacemen	FP-NMG Dist Specific-Replace	376.2	$ -	$ -	$ -	$ -	$ -	$ -	$ -
479	610000541	PRE-07439	ALB McMullen and 12th St Replacemen	FP-NMG Dist Specific-Replace	376.4	$ -	$ -	$ -	$ -	$ -	$ -	$ -
480	610000541	PRE-07439	ALB McMullen and 12th St Replacemen	FP-NMG Dist Specific-Replace	380.0	$ -	$ -	$ -	$ -	$ -	$ -	$ -
481	601000542	PRE-08060	2019 ABQ Metro Dresser/X-trube Service Replacement	FP-NMG Dist Specific-Replace	376.1	$ -	$ -	$ -	$ -	$ -	$ -	$ -
482	601000542	PRE-08060	2019 ABQ Metro Dresser/X-trube Service Replacement	FP-NMG Dist Specific-Replace	376.2	$ -	$ -	$ -	$ -	$ -	$ -	$ -
483	601000542	PRE-08060	2019 ABQ Metro Dresser/X-trube Service Replacement	FP-NMG Dist Specific-Replace	376.4	$ -	$ -	$ -	$ -	$ -	$ -	$ -
484	601000542	PRE-08060	2019 ABQ Metro Dresser/X-trube Service Replacement	FP-NMG Dist Specific-Replace	380.0	$ -	$ -	$ -	$ -	$ -	$ -	$ -
485	610000543	TEMP	ALB NM 6 and east of River Regulator Station	0		$ -	$ -	$ -	$ -	$ -	$ -	$ -
486	610000544	PRE-08083	2019 ABQ NM 6 River Bore	FP-NMG Dist Specific-Replace	376.1	$ -	$ -	$ -	$ -	$ -	$ -	$ -
487	610000544	PRE-08083	2019 ABQ NM 6 River Bore	FP-NMG Dist Specific-Replace	376.2	$ -	$ -	$ -	$ -	$ -	$ -	$ -
488	610000544	PRE-08083	2019 ABQ NM 6 River Bore	FP-NMG Dist Specific-Replace	376.4	$ -	$ -	$ -	$ -	$ -	$ -	$ -
489	610000544	PRE-08083	2019 ABQ NM 6 River Bore	FP-NMG Dist Specific-Replace	380.0	$ -	$ -	$ -	$ -	$ -	$ -	$ -
490	610000545	PRE-06921	2019 ABQ Rio Grande and Ortega Valve	FP-NMG Dist Specific-Replace	376.1	$ -	$ -	$ -	$ -	$ -	$ -	$ -
491	610000545	PRE-06921	2019 ABQ Rio Grande and Ortega Valve	FP-NMG Dist Specific-Replace	376.2	$ -	$ -	$ -	$ -	$ -	$ -	$ -
492	610000545	PRE-06921	2019 ABQ Rio Grande and Ortega Valve	FP-NMG Dist Specific-Replace	376.4	$ -	$ -	$ -	$ -	$ -	$ -	$ -
493	610000545	PRE-06921	2019 ABQ Rio Grande and Ortega Valve	FP-NMG Dist Specific-Replace	380.0	$ -	$ -	$ -	$ -	$ -	$ -	$ -
494	610000546	TEMP	ALB Sunport South Regulator Station	0		$ -	$ -	$ -	$ -	$ -	$ -	$ -
495	660000547	TEMP	SFE Calle Katrina Replacement	0		$ -	$ -	$ -	$ -	$ -	$ -	$ -
496	660000548	PRE-07427	SFE Calle Vianson Replacement	FP-NMG Dist Specific-Replace	376.1	$ -	$ -	$ -	$ -	$ -	$ -	$ -
497	660000548	PRE-07427	SFE Calle Vianson Replacement	FP-NMG Dist Specific-Replace	376.2	$ -	$ -	$ -	$ -	$ -	$ -	$ -
498	660000548	PRE-07427	SFE Calle Vianson Replacement	FP-NMG Dist Specific-Replace	376.4	$ -	$ -	$ -	$ -	$ -	$ -	$ -
499	660000548	PRE-07427	SFE Calle Vianson Replacement	FP-NMG Dist Specific-Replace	380.0	$ -	$ -	$ -	$ -	$ -	$ -	$ -
500	T626000549	PRE-08120	Clovis 7th Street Reroute and Lowering of the Tucumcari & Cannon Mainlines	FP-NMG Transm Specific-Replace	367.1	$ -	$ -	$ -	$ -	$ -	$ -	$ -
501	T626000549	PRE-08120	Clovis 7th Street Reroute and Lowering of the Tucumcari & Cannon Mainlines	FP-NMG Transm Specific-Replace	368.0	$ -	$ -	$ -	$ -	$ -	$ -	$ -
502	T626000549	PRE-08120	Clovis 7th Street Reroute and Lowering of the Tucumcari & Cannon Mainlines	FP-NMG Transm Specific-Replace	369.0	$ -	$ -	$ -	$ -	$ -	$ -	$ -
503	605000550	TEMP	Portales VFW Valves Replacement	0		$ -	$ -	$ -	$ -	$ -	$ -	$ -
504	620000551	NEW-11290	ART AMR Installation Artesia Townplant (do not use)	FP-NMG Dist Specifics-New	376.1	$ -	$ -	$ -	$ -	$ -	$ -	$ -
505	620000551	NEW-11290	ART AMR Installation Artesia Townplant (do not use)	FP-NMG Dist Specifics-New	376.2	$ -	$ -	$ -	$ -	$ -	$ -	$ -
506	620000551	NEW-11290	ART AMR Installation Artesia Townplant (do not use)	FP-NMG Dist Specifics-New	376.4	$ -	$ -	$ -	$ -	$ -	$ -	$ -
507	624000552	NEW-11291	New Carlsbad Office	FP-NMG Land_Structures&Improven	390.0	$ -	$ -	$ -	$ -	$ -	$ -	$ -

NEW MEXICO GAS COMPANY, INC.

Plant Gross Activity
Base Period - 12 Months Ending March 31, 2023
Future Test Year - 12 Months Ending September 30, 2025

	A	B	C	D	E	M	N	O	P	Q	R	S	T
3	Investment Number	FP Number	Investment Name	FP Type	FERC Account	11/30/2023	12/31/2023	1/31/2024	2/29/2024	3/31/2024	4/30/2024	5/31/2024	6/30/2024
452	610000532	TEMP	ALB Sys Reinforcement Los Picaros	0		$ -	$ -	$ -	$ -	$ -	$ -	$ -	$ -
453	610000533	PRE-08080	ALB Sys Reinforcement LP East	FP-NMG Dist Specific-Replace	376.1	$ -	$ -	$ -	$ -	$ -	$ -	$ -	$ -
454	610000533	PRE-08080	ALB Sys Reinforcement LP East	FP-NMG Dist Specific-Replace	376.2	$ -	$ -	$ -	$ -	$ -	$ -	$ -	$ -
455	610000533	PRE-08080	ALB Sys Reinforcement LP East	FP-NMG Dist Specific-Replace	376.4	$ -	$ -	$ -	$ -	$ -	$ -	$ -	$ -
456	610000533	PRE-08080	ALB Sys Reinforcement LP East	FP-NMG Dist Specific-Replace	380.0	$ -	$ -	$ -	$ -	$ -	$ -	$ -	$ -
457	680000534	PRE-08099	FAR Dustin Replacement Project	FP-NMG Dist Specifics-New	376.1	$ -	$ -	$ -	$ -	$ -	$ -	$ -	$ -
458	680000534	PRE-08099	FAR Dustin Replacement Project	FP-NMG Dist Specifics-New	376.2	$ -	$ -	$ -	$ -	$ -	$ -	$ -	$ -
459	680000534	PRE-08099	FAR Dustin Replacement Project	FP-NMG Dist Specifics-New	376.4	$ -	$ -	$ -	$ -	$ -	$ -	$ -	$ -
460	621000535	TEMP	ALA 16th St. Replacement	0		$ -	$ -	$ -	$ -	$ -	$ -	$ -	$ -
461	633000536	PRE-07443	TOC Odd Size Main Replacement	FP-NMG Dist Specific-Replace	376.1	$ -	$ -	$ -	$ -	$ -	$ -	$ -	$ -
462	633000536	PRE-07443	TOC Odd Size Main Replacement	FP-NMG Dist Specific-Replace	376.2	$ -	$ -	$ -	$ -	$ -	$ -	$ -	$ -
463	633000536	PRE-07443	TOC Odd Size Main Replacement	FP-NMG Dist Specific-Replace	376.4	$ -	$ -	$ -	$ -	$ -	$ -	$ -	$ -
464	633000536	PRE-07443	TOC Odd Size Main Replacement	FP-NMG Dist Specific-Replace	380.0	$ -	$ -	$ -	$ -	$ -	$ -	$ -	$ -
465	610000537	PRE-07437	2019 ABQ 2nd Street 6" Replacement Woodward to Rio Bravo	FP-NMG Dist Specific-Replace	376.1	$ -	$ -	$ -	$ -	$ -	$ -	$ -	$ -
466	610000537	PRE-07437	2019 ABQ 2nd Street 6" Replacement Woodward to Rio Bravo	FP-NMG Dist Specific-Replace	376.2	$ -	$ -	$ -	$ -	$ -	$ -	$ -	$ -
467	610000537	PRE-07437	2019 ABQ 2nd Street 6" Replacement Woodward to Rio Bravo	FP-NMG Dist Specific-Replace	376.4	$ -	$ -	$ -	$ -	$ -	$ -	$ -	$ -
468	610000537	PRE-07437	2019 ABQ 2nd Street 6" Replacement Woodward to Rio Bravo	FP-NMG Dist Specific-Replace	380.0	$ -	$ -	$ -	$ -	$ -	$ -	$ -	$ -
469	610000538	NEW-11265	ALB Cobisa ML Replacement	FP-NMG Dist Specifics-New	376.1	$ -	$ -	$ -	$ -	$ -	$ -	$ -	$ -
470	610000538	NEW-11265	ALB Cobisa ML Replacement	FP-NMG Dist Specifics-New	376.2	$ -	$ -	$ -	$ -	$ -	$ -	$ -	$ -
471	610000538	NEW-11265	ALB Cobisa ML Replacement	FP-NMG Dist Specifics-New	376.4	$ -	$ -	$ -	$ -	$ -	$ -	$ -	$ -
472	610000539	PRE-05904	2019 ABQ Juan Tabo & Menaul	FP-NMG Dist Specific-Replace	376.1	$ -	$ -	$ -	$ -	$ -	$ -	$ -	$ -
473	610000539	PRE-05904	2019 ABQ Juan Tabo & Menaul	FP-NMG Dist Specific-Replace	376.2	$ -	$ -	$ -	$ -	$ -	$ -	$ -	$ -
474	610000539	PRE-05904	2019 ABQ Juan Tabo & Menaul	FP-NMG Dist Specific-Replace	376.4	$ -	$ -	$ -	$ -	$ -	$ -	$ -	$ -
475	610000539	PRE-05904	2019 ABQ Juan Tabo & Menaul	FP-NMG Dist Specific-Replace	380.0	$ -	$ -	$ -	$ -	$ -	$ -	$ -	$ -
476	610000540	TEMP	ALB Louisiana and Gibson Reg Station Rebuild	0		$ -	$ -	$ -	$ -	$ -	$ -	$ -	$ -
477	610000541	PRE-07439	ALB McMullen and 12th St Replacemen	FP-NMG Dist Specific-Replace	376.1	$ -	$ -	$ -	$ -	$ -	$ -	$ -	$ -
478	610000541	PRE-07439	ALB McMullen and 12th St Replacemen	FP-NMG Dist Specific-Replace	376.2	$ -	$ -	$ -	$ -	$ -	$ -	$ -	$ -
479	610000541	PRE-07439	ALB McMullen and 12th St Replacemen	FP-NMG Dist Specific-Replace	376.4	$ -	$ -	$ -	$ -	$ -	$ -	$ -	$ -
480	610000541	PRE-07439	ALB McMullen and 12th St Replacemen	FP-NMG Dist Specific-Replace	380.0	$ -	$ -	$ -	$ -	$ -	$ -	$ -	$ -
481	601000542	PRE-08060	2019 ABQ Metro Dresser/X-trube Service Replacement	FP-NMG Dist Specific-Replace	376.1	$ -	$ -	$ -	$ -	$ -	$ -	$ -	$ -
482	601000542	PRE-08060	2019 ABQ Metro Dresser/X-trube Service Replacement	FP-NMG Dist Specific-Replace	376.2	$ -	$ -	$ -	$ -	$ -	$ -	$ -	$ -
483	601000542	PRE-08060	2019 ABQ Metro Dresser/X-trube Service Replacement	FP-NMG Dist Specific-Replace	376.4	$ -	$ -	$ -	$ -	$ -	$ -	$ -	$ -
484	601000542	PRE-08060	2019 ABQ Metro Dresser/X-trube Service Replacement	FP-NMG Dist Specific-Replace	380.0	$ -	$ -	$ -	$ -	$ -	$ -	$ -	$ -
485	610000543	TEMP	ALB NM 6 and east of River Regulator Station	0		$ -	$ -	$ -	$ -	$ -	$ -	$ -	$ -
486	610000544	PRE-08083	2019 ABQ NM 6 River Bore	FP-NMG Dist Specific-Replace	376.1	$ -	$ -	$ -	$ -	$ -	$ -	$ -	$ -
487	610000544	PRE-08083	2019 ABQ NM 6 River Bore	FP-NMG Dist Specific-Replace	376.2	$ -	$ -	$ -	$ -	$ -	$ -	$ -	$ -
488	610000544	PRE-08083	2019 ABQ NM 6 River Bore	FP-NMG Dist Specific-Replace	376.4	$ -	$ -	$ -	$ -	$ -	$ -	$ -	$ -
489	610000544	PRE-08083	2019 ABQ NM 6 River Bore	FP-NMG Dist Specific-Replace	380.0	$ -	$ -	$ -	$ -	$ -	$ -	$ -	$ -
490	610000545	PRE-06921	2019 ABQ Rio Grande and Ortega Valve	FP-NMG Dist Specific-Replace	376.1	$ -	$ -	$ -	$ -	$ -	$ -	$ -	$ -
491	610000545	PRE-06921	2019 ABQ Rio Grande and Ortega Valve	FP-NMG Dist Specific-Replace	376.2	$ -	$ -	$ -	$ -	$ -	$ -	$ -	$ -
492	610000545	PRE-06921	2019 ABQ Rio Grande and Ortega Valve	FP-NMG Dist Specific-Replace	376.4	$ -	$ -	$ -	$ -	$ -	$ -	$ -	$ -
493	610000545	PRE-06921	2019 ABQ Rio Grande and Ortega Valve	FP-NMG Dist Specific-Replace	380.0	$ -	$ -	$ -	$ -	$ -	$ -	$ -	$ -
494	610000546	TEMP	ALB Sunport South Regulator Station	0		$ -	$ -	$ -	$ -	$ -	$ -	$ -	$ -
495	660000547	TEMP	SFE Calle Katrina Replacement	0		$ -	$ -	$ -	$ -	$ -	$ -	$ -	$ -
496	660000548	PRE-07427	SFE Calle Vianson Replacement	FP-NMG Dist Specific-Replace	376.1	$ -	$ -	$ -	$ -	$ -	$ -	$ -	$ -
497	660000548	PRE-07427	SFE Calle Vianson Replacement	FP-NMG Dist Specific-Replace	376.2	$ -	$ -	$ -	$ -	$ -	$ -	$ -	$ -
498	660000548	PRE-07427	SFE Calle Vianson Replacement	FP-NMG Dist Specific-Replace	376.4	$ -	$ -	$ -	$ -	$ -	$ -	$ -	$ -
499	660000548	PRE-07427	SFE Calle Vianson Replacement	FP-NMG Dist Specific-Replace	380.0	$ -	$ -	$ -	$ -	$ -	$ -	$ -	$ -
500	T626000549	PRE-08120	Clovis 7th Street Reroute and Lowering of the Tucumcari & Cannon Mainlines	FP-NMG Transm Specific-Replace	367.1	$ -	$ -	$ -	$ -	$ -	$ -	$ -	$ -
501	T626000549	PRE-08120	Clovis 7th Street Reroute and Lowering of the Tucumcari & Cannon Mainlines	FP-NMG Transm Specific-Replace	368.0	$ -	$ -	$ -	$ -	$ -	$ -	$ -	$ -
502	T626000549	PRE-08120	Clovis 7th Street Reroute and Lowering of the Tucumcari & Cannon Mainlines	FP-NMG Transm Specific-Replace	369.0	$ -	$ -	$ -	$ -	$ -	$ -	$ -	$ -
503	605000550	TEMP	Portales VFW Valves Replacement	0		$ -	$ -	$ -	$ -	$ -	$ -	$ -	$ -
504	620000551	NEW-11290	ART AMR Installation Artesia Townplant (do not use)	FP-NMG Dist Specifics-New	376.1	$ -	$ -	$ -	$ -	$ -	$ -	$ -	$ -
505	620000551	NEW-11290	ART AMR Installation Artesia Townplant (do not use)	FP-NMG Dist Specifics-New	376.2	$ -	$ -	$ -	$ -	$ -	$ -	$ -	$ -
506	620000551	NEW-11290	ART AMR Installation Artesia Townplant (do not use)	FP-NMG Dist Specifics-New	376.4	$ -	$ -	$ -	$ -	$ -	$ -	$ -	$ -
507	624000552	NEW-11291	New Carlsbad Office	FP-NMG Land_Structures&Improven	390.0	$ -	$ -	$ -	$ -	$ -	$ -	$ -	$ -

Sponsored by NMGC Witness Erik C. Buchanan

WP Plant 2 Clearings

NEW MEXICO GAS COMPANY, INC.

Plant Gross Activity
Base Period - 12 Months Ending March 31, 2023
Future Test Year - 12 Months Ending September 30, 2025

	A	B	C	D	E	U	V	W	X	Y	Z	AA
3	Investment Number	FP Number	Investment Name	FP Type	FERC Account	7/31/2024	8/31/2024	9/30/2024	10/31/2024	11/30/2024	12/31/2024	1/31/2025
452	610000532	TEMP	ALB Sys Reinforcement Los Picaros	0		$ -	$ -	$ -	$ -	$ -	$ -	$ -
453	610000533	PRE-08080	ALB Sys Reinforcement LP East	FP-NMG Dist Specific-Replace	376.1	$ -	$ -	$ -	$ -	$ -	$ -	$ -
454	610000533	PRE-08080	ALB Sys Reinforcement LP East	FP-NMG Dist Specific-Replace	376.2	$ -	$ -	$ -	$ -	$ -	$ -	$ -
455	610000533	PRE-08080	ALB Sys Reinforcement LP East	FP-NMG Dist Specific-Replace	376.4	$ -	$ -	$ -	$ -	$ -	$ -	$ -
456	610000533	PRE-08080	ALB Sys Reinforcement LP East	FP-NMG Dist Specific-Replace	380.0	$ -	$ -	$ -	$ -	$ -	$ -	$ -
457	680000534	PRE-08099	FAR Dustin Replacement Project	FP-NMG Dist Specifics-New	376.1	$ -	$ -	$ -	$ -	$ -	$ -	$ -
458	680000534	PRE-08099	FAR Dustin Replacement Project	FP-NMG Dist Specifics-New	376.2	$ -	$ -	$ -	$ -	$ -	$ -	$ -
459	680000534	PRE-08099	FAR Dustin Replacement Project	FP-NMG Dist Specifics-New	376.4	$ -	$ -	$ -	$ -	$ -	$ -	$ -
460	621000535	TEMP	ALA 16th St. Replacement	0		$ -	$ -	$ -	$ -	$ -	$ -	$ -
461	633000536	PRE-07443	TOC Odd Size Main Replacement	FP-NMG Dist Specific-Replace	376.1	$ -	$ -	$ -	$ -	$ -	$ -	$ -
462	633000536	PRE-07443	TOC Odd Size Main Replacement	FP-NMG Dist Specific-Replace	376.2	$ -	$ -	$ -	$ -	$ -	$ -	$ -
463	633000536	PRE-07443	TOC Odd Size Main Replacement	FP-NMG Dist Specific-Replace	376.4	$ -	$ -	$ -	$ -	$ -	$ -	$ -
464	633000536	PRE-07443	TOC Odd Size Main Replacement	FP-NMG Dist Specific-Replace	380.0	$ -	$ -	$ -	$ -	$ -	$ -	$ -
465	610000537	PRE-07437	2019 ABQ 2nd Street 6" Replacement Woodward to Rio Bravo	FP-NMG Dist Specific-Replace	376.1	$ -	$ -	$ -	$ -	$ -	$ -	$ -
466	610000537	PRE-07437	2019 ABQ 2nd Street 6" Replacement Woodward to Rio Bravo	FP-NMG Dist Specific-Replace	376.2	$ -	$ -	$ -	$ -	$ -	$ -	$ -
467	610000537	PRE-07437	2019 ABQ 2nd Street 6" Replacement Woodward to Rio Bravo	FP-NMG Dist Specific-Replace	376.4	$ -	$ -	$ -	$ -	$ -	$ -	$ -
468	610000537	PRE-07437	2019 ABQ 2nd Street 6" Replacement Woodward to Rio Bravo	FP-NMG Dist Specific-Replace	380.0	$ -	$ -	$ -	$ -	$ -	$ -	$ -
469	610000538	NEW-11265	ALB Cobisa ML Replacement	FP-NMG Dist Specifics-New	376.1	$ -	$ -	$ -	$ -	$ -	$ -	$ -
470	610000538	NEW-11265	ALB Cobisa ML Replacement	FP-NMG Dist Specifics-New	376.2	$ -	$ -	$ -	$ -	$ -	$ -	$ -
471	610000538	NEW-11265	ALB Cobisa ML Replacement	FP-NMG Dist Specifics-New	376.4	$ -	$ -	$ -	$ -	$ -	$ -	$ -
472	610000539	PRE-05904	2019 ABQ Juan Tabo & Menaul	FP-NMG Dist Specific-Replace	376.1	$ -	$ -	$ -	$ -	$ -	$ -	$ -
473	610000539	PRE-05904	2019 ABQ Juan Tabo & Menaul	FP-NMG Dist Specific-Replace	376.2	$ -	$ -	$ -	$ -	$ -	$ -	$ -
474	610000539	PRE-05904	2019 ABQ Juan Tabo & Menaul	FP-NMG Dist Specific-Replace	376.4	$ -	$ -	$ -	$ -	$ -	$ -	$ -
475	610000539	PRE-05904	2019 ABQ Juan Tabo & Menaul	FP-NMG Dist Specific-Replace	380.0	$ -	$ -	$ -	$ -	$ -	$ -	$ -
476	610000540	TEMP	ALB Louisiana and Gibson Reg Station Rebuild	0		$ -	$ -	$ -	$ -	$ -	$ -	$ -
477	610000541	PRE-07439	ALB McMullen and 12th St Replacemen	FP-NMG Dist Specific-Replace	376.1	$ -	$ -	$ -	$ -	$ -	$ -	$ -
478	610000541	PRE-07439	ALB McMullen and 12th St Replacemen	FP-NMG Dist Specific-Replace	376.2	$ -	$ -	$ -	$ -	$ -	$ -	$ -
479	610000541	PRE-07439	ALB McMullen and 12th St Replacemen	FP-NMG Dist Specific-Replace	376.4	$ -	$ -	$ -	$ -	$ -	$ -	$ -
480	610000541	PRE-07439	ALB McMullen and 12th St Replacemen	FP-NMG Dist Specific-Replace	380.0	$ -	$ -	$ -	$ -	$ -	$ -	$ -
481	601000542	PRE-08060	2019 ABQ Metro Dresser/X-trube Service Replacement	FP-NMG Dist Specific-Replace	376.1	$ -	$ -	$ -	$ -	$ -	$ -	$ -
482	601000542	PRE-08060	2019 ABQ Metro Dresser/X-trube Service Replacement	FP-NMG Dist Specific-Replace	376.2	$ -	$ -	$ -	$ -	$ -	$ -	$ -
483	601000542	PRE-08060	2019 ABQ Metro Dresser/X-trube Service Replacement	FP-NMG Dist Specific-Replace	376.4	$ -	$ -	$ -	$ -	$ -	$ -	$ -
484	601000542	PRE-08060	2019 ABQ Metro Dresser/X-trube Service Replacement	FP-NMG Dist Specific-Replace	380.0	$ -	$ -	$ -	$ -	$ -	$ -	$ -
485	610000543	TEMP	ALB NM 6 and east of River Regulator Station	0		$ -	$ -	$ -	$ -	$ -	$ -	$ -
486	610000544	PRE-08083	2019 ABQ NM 6 River Bore	FP-NMG Dist Specific-Replace	376.1	$ -	$ -	$ -	$ -	$ -	$ -	$ -
487	610000544	PRE-08083	2019 ABQ NM 6 River Bore	FP-NMG Dist Specific-Replace	376.2	$ -	$ -	$ -	$ -	$ -	$ -	$ -
488	610000544	PRE-08083	2019 ABQ NM 6 River Bore	FP-NMG Dist Specific-Replace	376.4	$ -	$ -	$ -	$ -	$ -	$ -	$ -
489	610000544	PRE-08083	2019 ABQ NM 6 River Bore	FP-NMG Dist Specific-Replace	380.0	$ -	$ -	$ -	$ -	$ -	$ -	$ -
490	610000545	PRE-06921	2019 ABQ Rio Grande and Ortega Valve	FP-NMG Dist Specific-Replace	376.1	$ -	$ -	$ -	$ -	$ -	$ -	$ -
491	610000545	PRE-06921	2019 ABQ Rio Grande and Ortega Valve	FP-NMG Dist Specific-Replace	376.2	$ -	$ -	$ -	$ -	$ -	$ -	$ -
492	610000545	PRE-06921	2019 ABQ Rio Grande and Ortega Valve	FP-NMG Dist Specific-Replace	376.4	$ -	$ -	$ -	$ -	$ -	$ -	$ -
493	610000545	PRE-06921	2019 ABQ Rio Grande and Ortega Valve	FP-NMG Dist Specific-Replace	380.0	$ -	$ -	$ -	$ -	$ -	$ -	$ -
494	610000546	TEMP	ALB Sunport South Regulator Station	0		$ -	$ -	$ -	$ -	$ -	$ -	$ -
495	660000547	TEMP	SFE Calle Katrina Replacement	0		$ -	$ -	$ -	$ -	$ -	$ -	$ -
496	660000548	PRE-07427	SFE Calle Vianson Replacement	FP-NMG Dist Specific-Replace	376.1	$ -	$ -	$ -	$ -	$ -	$ -	$ -
497	660000548	PRE-07427	SFE Calle Vianson Replacement	FP-NMG Dist Specific-Replace	376.2	$ -	$ -	$ -	$ -	$ -	$ -	$ -
498	660000548	PRE-07427	SFE Calle Vianson Replacement	FP-NMG Dist Specific-Replace	376.4	$ -	$ -	$ -	$ -	$ -	$ -	$ -
499	660000548	PRE-07427	SFE Calle Vianson Replacement	FP-NMG Dist Specific-Replace	380.0	$ -	$ -	$ -	$ -	$ -	$ -	$ -
500	T626000549	PRE-08120	Clovis 7th Street Reroute and Lowering of the Tucumcari & Cannon Mainlines	FP-NMG Transm Specific-Replace	367.1	$ -	$ -	$ -	$ -	$ -	$ -	$ -
501	T626000549	PRE-08120	Clovis 7th Street Reroute and Lowering of the Tucumcari & Cannon Mainlines	FP-NMG Transm Specific-Replace	368.0	$ -	$ -	$ -	$ -	$ -	$ -	$ -
502	T626000549	PRE-08120	Clovis 7th Street Reroute and Lowering of the Tucumcari & Cannon Mainlines	FP-NMG Transm Specific-Replace	369.0	$ -	$ -	$ -	$ -	$ -	$ -	$ -
503	605000550	TEMP	Portales VFW Valves Replacement	0		$ -	$ -	$ -	$ -	$ -	$ -	$ -
504	620000551	NEW-11290	ART AMR Installation Artesia Townplant (do not use)	FP-NMG Dist Specifics-New	376.1	$ -	$ -	$ -	$ -	$ -	$ -	$ -
505	620000551	NEW-11290	ART AMR Installation Artesia Townplant (do not use)	FP-NMG Dist Specifics-New	376.2	$ -	$ -	$ -	$ -	$ -	$ -	$ -
506	620000551	NEW-11290	ART AMR Installation Artesia Townplant (do not use)	FP-NMG Dist Specifics-New	376.4	$ -	$ -	$ -	$ -	$ -	$ -	$ -
507	624000552	NEW-11291	New Carlsbad Office	FP-NMG Land_Structures&Improven	390.0	$ -	$ -	$ -	$ -	$ -	$ -	$ -

NEW MEXICO GAS COMPANY, INC.

Plant Gross Activity
Base Period - 12 Months Ending March 31, 2023
Future Test Year - 12 Months Ending September 30, 2025

	A	B	C	D	E	AB	AC	AD	AE	AF	AG	AH	AI
3	Investment Number	FP Number	Investment Name	FP Type	FERC Account	2/28/2025	3/31/2025	4/30/2025	5/31/2025	6/30/2025	7/31/2025	8/31/2025	9/30/2025
452	610000532	TEMP	ALB Sys Reinforcement Los Picaros	0		$ -	$ -	$ -	$ -	$ -	$ -	$ -	$ -
453	610000533	PRE-08080	ALB Sys Reinforcement LP East	FP-NMG Dist Specific-Replace	376.1	$ -	$ -	$ -	$ -	$ -	$ -	$ -	$ -
454	610000533	PRE-08080	ALB Sys Reinforcement LP East	FP-NMG Dist Specific-Replace	376.2	$ -	$ -	$ -	$ -	$ -	$ -	$ -	$ -
455	610000533	PRE-08080	ALB Sys Reinforcement LP East	FP-NMG Dist Specific-Replace	376.4	$ -	$ -	$ -	$ -	$ -	$ -	$ -	$ -
456	610000533	PRE-08080	ALB Sys Reinforcement LP East	FP-NMG Dist Specific-Replace	380.0	$ -	$ -	$ -	$ -	$ -	$ -	$ -	$ -
457	680000534	PRE-08099	FAR Dustin Replacement Project	FP-NMG Dist Specifics-New	376.1	$ -	$ -	$ -	$ -	$ -	$ -	$ -	$ -
458	680000534	PRE-08099	FAR Dustin Replacement Project	FP-NMG Dist Specifics-New	376.2	$ -	$ -	$ -	$ -	$ -	$ -	$ -	$ -
459	680000534	PRE-08099	FAR Dustin Replacement Project	FP-NMG Dist Specifics-New	376.4	$ -	$ -	$ -	$ -	$ -	$ -	$ -	$ -
460	621000535	TEMP	ALA 16th St. Replacement	0		$ -	$ -	$ -	$ -	$ -	$ -	$ -	$ -
461	633000536	PRE-07443	TOC Odd Size Main Replacement	FP-NMG Dist Specific-Replace	376.1	$ -	$ -	$ -	$ -	$ -	$ -	$ -	$ -
462	633000536	PRE-07443	TOC Odd Size Main Replacement	FP-NMG Dist Specific-Replace	376.2	$ -	$ -	$ -	$ -	$ -	$ -	$ -	$ -
463	633000536	PRE-07443	TOC Odd Size Main Replacement	FP-NMG Dist Specific-Replace	376.4	$ -	$ -	$ -	$ -	$ -	$ -	$ -	$ -
464	633000536	PRE-07443	TOC Odd Size Main Replacement	FP-NMG Dist Specific-Replace	380.0	$ -	$ -	$ -	$ -	$ -	$ -	$ -	$ -
465	610000537	PRE-07437	2019 ABQ 2nd Street 6" Replacement Woodward to Rio Bravo	FP-NMG Dist Specific-Replace	376.1	$ -	$ -	$ -	$ -	$ -	$ -	$ -	$ -
466	610000537	PRE-07437	2019 ABQ 2nd Street 6" Replacement Woodward to Rio Bravo	FP-NMG Dist Specific-Replace	376.2	$ -	$ -	$ -	$ -	$ -	$ -	$ -	$ -
467	610000537	PRE-07437	2019 ABQ 2nd Street 6" Replacement Woodward to Rio Bravo	FP-NMG Dist Specific-Replace	376.4	$ -	$ -	$ -	$ -	$ -	$ -	$ -	$ -
468	610000537	PRE-07437	2019 ABQ 2nd Street 6" Replacement Woodward to Rio Bravo	FP-NMG Dist Specific-Replace	380.0	$ -	$ -	$ -	$ -	$ -	$ -	$ -	$ -
469	610000538	NEW-11265	ALB Cobisa ML Replacement	FP-NMG Dist Specifics-New	376.1	$ -	$ -	$ -	$ -	$ -	$ -	$ -	$ -
470	610000538	NEW-11265	ALB Cobisa ML Replacement	FP-NMG Dist Specifics-New	376.2	$ -	$ -	$ -	$ -	$ -	$ -	$ -	$ -
471	610000538	NEW-11265	ALB Cobisa ML Replacement	FP-NMG Dist Specifics-New	376.4	$ -	$ -	$ -	$ -	$ -	$ -	$ -	$ -
472	610000539	PRE-05904	2019 ABQ Juan Tabo & Menaul	FP-NMG Dist Specific-Replace	376.1	$ -	$ -	$ -	$ -	$ -	$ -	$ -	$ -
473	610000539	PRE-05904	2019 ABQ Juan Tabo & Menaul	FP-NMG Dist Specific-Replace	376.2	$ -	$ -	$ -	$ -	$ -	$ -	$ -	$ -
474	610000539	PRE-05904	2019 ABQ Juan Tabo & Menaul	FP-NMG Dist Specific-Replace	376.4	$ -	$ -	$ -	$ -	$ -	$ -	$ -	$ -
475	610000539	PRE-05904	2019 ABQ Juan Tabo & Menaul	FP-NMG Dist Specific-Replace	380.0	$ -	$ -	$ -	$ -	$ -	$ -	$ -	$ -
476	610000540	TEMP	ALB Louisiana and Gibson Reg Station Rebuild	0		$ -	$ -	$ -	$ -	$ -	$ -	$ -	$ -
477	610000541	PRE-07439	ALB McMullen and 12th St Replacemen	FP-NMG Dist Specific-Replace	376.1	$ -	$ -	$ -	$ -	$ -	$ -	$ -	$ -
478	610000541	PRE-07439	ALB McMullen and 12th St Replacemen	FP-NMG Dist Specific-Replace	376.2	$ -	$ -	$ -	$ -	$ -	$ -	$ -	$ -
479	610000541	PRE-07439	ALB McMullen and 12th St Replacemen	FP-NMG Dist Specific-Replace	376.4	$ -	$ -	$ -	$ -	$ -	$ -	$ -	$ -
480	610000541	PRE-07439	ALB McMullen and 12th St Replacemen	FP-NMG Dist Specific-Replace	380.0	$ -	$ -	$ -	$ -	$ -	$ -	$ -	$ -
481	601000542	PRE-08060	2019 ABQ Metro Dresser/X-trube Service Replacement	FP-NMG Dist Specific-Replace	376.1	$ -	$ -	$ -	$ -	$ -	$ -	$ -	$ -
482	601000542	PRE-08060	2019 ABQ Metro Dresser/X-trube Service Replacement	FP-NMG Dist Specific-Replace	376.2	$ -	$ -	$ -	$ -	$ -	$ -	$ -	$ -
483	601000542	PRE-08060	2019 ABQ Metro Dresser/X-trube Service Replacement	FP-NMG Dist Specific-Replace	376.4	$ -	$ -	$ -	$ -	$ -	$ -	$ -	$ -
484	601000542	PRE-08060	2019 ABQ Metro Dresser/X-trube Service Replacement	FP-NMG Dist Specific-Replace	380.0	$ -	$ -	$ -	$ -	$ -	$ -	$ -	$ -
485	610000543	TEMP	ALB NM 6 and east of River Regulator Station	0		$ -	$ -	$ -	$ -	$ -	$ -	$ -	$ -
486	610000544	PRE-08083	2019 ABQ NM 6 River Bore	FP-NMG Dist Specific-Replace	376.1	$ -	$ -	$ -	$ -	$ -	$ -	$ -	$ -
487	610000544	PRE-08083	2019 ABQ NM 6 River Bore	FP-NMG Dist Specific-Replace	376.2	$ -	$ -	$ -	$ -	$ -	$ -	$ -	$ -
488	610000544	PRE-08083	2019 ABQ NM 6 River Bore	FP-NMG Dist Specific-Replace	376.4	$ -	$ -	$ -	$ -	$ -	$ -	$ -	$ -
489	610000544	PRE-08083	2019 ABQ NM 6 River Bore	FP-NMG Dist Specific-Replace	380.0	$ -	$ -	$ -	$ -	$ -	$ -	$ -	$ -
490	610000545	PRE-06921	2019 ABQ Rio Grande and Ortega Valve	FP-NMG Dist Specific-Replace	376.1	$ -	$ -	$ -	$ -	$ -	$ -	$ -	$ -
491	610000545	PRE-06921	2019 ABQ Rio Grande and Ortega Valve	FP-NMG Dist Specific-Replace	376.2	$ -	$ -	$ -	$ -	$ -	$ -	$ -	$ -
492	610000545	PRE-06921	2019 ABQ Rio Grande and Ortega Valve	FP-NMG Dist Specific-Replace	376.4	$ -	$ -	$ -	$ -	$ -	$ -	$ -	$ -
493	610000545	PRE-06921	2019 ABQ Rio Grande and Ortega Valve	FP-NMG Dist Specific-Replace	380.0	$ -	$ -	$ -	$ -	$ -	$ -	$ -	$ -
494	610000546	TEMP	ALB Sunport South Regulator Station	0		$ -	$ -	$ -	$ -	$ -	$ -	$ -	$ -
495	660000547	TEMP	SFE Calle Katrina Replacement	0		$ -	$ -	$ -	$ -	$ -	$ -	$ -	$ -
496	660000548	PRE-07427	SFE Calle Vianson Replacement	FP-NMG Dist Specific-Replace	376.1	$ -	$ -	$ -	$ -	$ -	$ -	$ -	$ -
497	660000548	PRE-07427	SFE Calle Vianson Replacement	FP-NMG Dist Specific-Replace	376.2	$ -	$ -	$ -	$ -	$ -	$ -	$ -	$ -
498	660000548	PRE-07427	SFE Calle Vianson Replacement	FP-NMG Dist Specific-Replace	376.4	$ -	$ -	$ -	$ -	$ -	$ -	$ -	$ -
499	660000548	PRE-07427	SFE Calle Vianson Replacement	FP-NMG Dist Specific-Replace	380.0	$ -	$ -	$ -	$ -	$ -	$ -	$ -	$ -
500	T626000549	PRE-08120	Clovis 7th Street Reroute and Lowering of the Tucumcari & Cannon Mainlines	FP-NMG Transm Specific-Replace	367.1	$ -	$ -	$ -	$ -	$ -	$ -	$ -	$ -
501	T626000549	PRE-08120	Clovis 7th Street Reroute and Lowering of the Tucumcari & Cannon Mainlines	FP-NMG Transm Specific-Replace	368.0	$ -	$ -	$ -	$ -	$ -	$ -	$ -	$ -
502	T626000549	PRE-08120	Clovis 7th Street Reroute and Lowering of the Tucumcari & Cannon Mainlines	FP-NMG Transm Specific-Replace	369.0	$ -	$ -	$ -	$ -	$ -	$ -	$ -	$ -
503	605000550	TEMP	Portales VFW Valves Replacement	0		$ -	$ -	$ -	$ -	$ -	$ -	$ -	$ -
504	620000551	NEW-11290	ART AMR Installation Artesia Townplant (do not use)	FP-NMG Dist Specifics-New	376.1	$ -	$ -	$ -	$ -	$ -	$ -	$ -	$ -
505	620000551	NEW-11290	ART AMR Installation Artesia Townplant (do not use)	FP-NMG Dist Specifics-New	376.2	$ -	$ -	$ -	$ -	$ -	$ -	$ -	$ -
506	620000551	NEW-11290	ART AMR Installation Artesia Townplant (do not use)	FP-NMG Dist Specifics-New	376.4	$ -	$ -	$ -	$ -	$ -	$ -	$ -	$ -
507	624000552	NEW-11291	New Carlsbad Office	FP-NMG Land_Structures&Improven	390.0	$ -	$ -	$ -	$ -	$ -	$ -	$ -	$ -

NEW MEXICO GAS COMPANY, INC.

Plant Gross Activity
Base Period - 12 Months Ending March 31, 2023
Future Test Year - 12 Months Ending September 30, 2025

	A	B	C	D	E	F	G	H	I	J	K	L
3	Investment Number	FP Number	Investment Name	FP Type	FERC Account	4/30/2023	5/31/2023	6/30/2023	7/31/2023	8/31/2023	9/30/2023	10/31/2023
508	624000553	TEMP	Install Solar Panels-Carlsbad Office	0		$ -	$ -	$ -	$ -	$ -	$ -	$ -
509	620000554	PRE-08121	ART Inefficiently Coated Main Replacement - 8th & Main	FP-NMG Dist Specific-Replace	376.1	$ -	$ -	$ -	$ -	$ -	$ -	$ -
510	620000554	PRE-08121	ART Inefficiently Coated Main Replacement - 8th & Main	FP-NMG Dist Specific-Replace	376.2	$ -	$ -	$ -	$ -	$ -	$ -	$ -
511	620000554	PRE-08121	ART Inefficiently Coated Main Replacement - 8th & Main	FP-NMG Dist Specific-Replace	376.4	$ -	$ -	$ -	$ -	$ -	$ -	$ -
512	620000554	PRE-08121	ART Inefficiently Coated Main Replacement - 8th & Main	FP-NMG Dist Specific-Replace	380.0	$ -	$ -	$ -	$ -	$ -	$ -	$ -
513	620000555	PRE-08096	ART Bare Main Replacement - Freeman Ave. 7-inch	FP-NMG Dist Specific-Replace	376.1	$ -	$ -	$ -	$ -	$ -	$ -	$ -
514	620000555	PRE-08096	ART Bare Main Replacement - Freeman Ave. 7-inch	FP-NMG Dist Specific-Replace	376.2	$ -	$ -	$ -	$ -	$ -	$ -	$ -
515	620000555	PRE-08096	ART Bare Main Replacement - Freeman Ave. 7-inch	FP-NMG Dist Specific-Replace	376.4	$ -	$ -	$ -	$ -	$ -	$ -	$ -
516	620000555	PRE-08096	ART Bare Main Replacement - Freeman Ave. 7-inch	FP-NMG Dist Specific-Replace	380.0	$ -	$ -	$ -	$ -	$ -	$ -	$ -
517	620000556	PRE-08123	ART Inefficiently Coated Main Replacement - Haldeman South	FP-NMG Dist Specific-Replace	376.1	$ -	$ -	$ -	$ -	$ -	$ -	$ -
518	620000556	PRE-08123	ART Inefficiently Coated Main Replacement - Haldeman South	FP-NMG Dist Specific-Replace	376.2	$ -	$ -	$ -	$ -	$ -	$ -	$ -
519	620000556	PRE-08123	ART Inefficiently Coated Main Replacement - Haldeman South	FP-NMG Dist Specific-Replace	376.4	$ -	$ -	$ -	$ -	$ -	$ -	$ -
520	620000556	PRE-08123	ART Inefficiently Coated Main Replacement - Haldeman South	FP-NMG Dist Specific-Replace	380.0	$ -	$ -	$ -	$ -	$ -	$ -	$ -
521	629000557	PRE-08097	ROS Bare Main Replacement - Crossroads & Graves	FP-NMG Dist Specific-Replace	376.1	$ -	$ -	$ -	$ -	$ -	$ -	$ -
522	629000557	PRE-08097	ROS Bare Main Replacement - Crossroads & Graves	FP-NMG Dist Specific-Replace	376.2	$ -	$ -	$ -	$ -	$ -	$ -	$ -
523	629000557	PRE-08097	ROS Bare Main Replacement - Crossroads & Graves	FP-NMG Dist Specific-Replace	376.4	$ -	$ -	$ -	$ -	$ -	$ -	$ -
524	629000557	PRE-08097	ROS Bare Main Replacement - Crossroads & Graves	FP-NMG Dist Specific-Replace	380.0	$ -	$ -	$ -	$ -	$ -	$ -	$ -
525	629000558	TEMP	ROS - Hagerman Inefficiently Coated Main Replacement	FP-NMG Dist Mains-Replace	376.1	$ -	$ -	$ -	$ -	$ -	$ -	$ -
526	629000558	TEMP	ROS - Hagerman Inefficiently Coated Main Replacement	FP-NMG Dist Mains-Replace	376.2	$ -	$ -	$ -	$ -	$ -	$ -	$ -
527	629000558	TEMP	ROS - Hagerman Inefficiently Coated Main Replacement	FP-NMG Dist Mains-Replace	376.4	$ -	$ -	$ -	$ -	$ -	$ -	$ -
528	629000558	TEMP	ROS - Hagerman Inefficiently Coated Main Replacement	FP-NMG Dist Mains-Replace	380.0	$ -	$ -	$ -	$ -	$ -	$ -	$ -
529	629000559	PRE-08098	ROS Bare Main Replacement - Rosemary Lane	FP-NMG Dist Specific-Replace	376.1	$ -	$ -	$ -	$ -	$ -	$ -	$ -
530	629000559	PRE-08098	ROS Bare Main Replacement - Rosemary Lane	FP-NMG Dist Specific-Replace	376.2	$ -	$ -	$ -	$ -	$ -	$ -	$ -
531	629000559	PRE-08098	ROS Bare Main Replacement - Rosemary Lane	FP-NMG Dist Specific-Replace	376.4	$ -	$ -	$ -	$ -	$ -	$ -	$ -
532	629000559	PRE-08098	ROS Bare Main Replacement - Rosemary Lane	FP-NMG Dist Specific-Replace	380.0	$ -	$ -	$ -	$ -	$ -	$ -	$ -
533	629000560	TEMP	ROS-Washington 8" Phase IV Inefficiently Coated Main Replacement	FP-NMG Dist Mains-Replace	376.1	$ -	$ -	$ -	$ -	$ -	$ -	$ -
534	629000560	TEMP	ROS-Washington 8" Phase IV Inefficiently Coated Main Replacement	FP-NMG Dist Mains-Replace	376.2	$ -	$ -	$ -	$ -	$ -	$ -	$ -
535	629000560	TEMP	ROS-Washington 8" Phase IV Inefficiently Coated Main Replacement	FP-NMG Dist Mains-Replace	376.4	$ -	$ -	$ -	$ -	$ -	$ -	$ -
536	629000560	TEMP	ROS-Washington 8" Phase IV Inefficiently Coated Main Replacement	FP-NMG Dist Mains-Replace	380.0	$ -	$ -	$ -	$ -	$ -	$ -	$ -
537	601000561	NCP-10945	SCADA Radio Replacement - 2019	FP-NMG Office Furn & Equip	391.2	$ -	$ -	$ -	$ -	$ -	$ -	$ -
538	601000561	NCP-10945	SCADA Radio Replacement - 2019	FP-NMG Office Furn & Equip	397.0	$ -	$ -	$ -	$ -	$ -	$ -	$ -
539	601000561	NCP-10945	SCADA Radio Replacement - 2019	FP-NMG Office Furn & Equip	398.0	$ -	$ -	$ -	$ -	$ -	$ -	$ -
540	601000562	NCP-09779	Integrated Security Solution-Badge System - 2019	FP-NMG Office Furn & Equip	391.2	$ -	$ -	$ -	$ -	$ -	$ -	$ -
541	601000562	NCP-09779	Integrated Security Solution-Badge System - 2019	FP-NMG Office Furn & Equip	397.0	$ -	$ -	$ -	$ -	$ -	$ -	$ -
542	601000562	NCP-09779	Integrated Security Solution-Badge System - 2019	FP-NMG Office Furn & Equip	398.0	$ -	$ -	$ -	$ -	$ -	$ -	$ -
543	601000563	NCP-09781	Video Security Upgrade - 2019	FP-NMG Office Furn & Equip	391.2	$ -	$ -	$ -	$ -	$ -	$ -	$ -
544	601000563	NCP-09781	Video Security Upgrade - 2019	FP-NMG Office Furn & Equip	397.0	$ -	$ -	$ -	$ -	$ -	$ -	$ -
545	601000563	NCP-09781	Video Security Upgrade - 2019	FP-NMG Office Furn & Equip	398.0	$ -	$ -	$ -	$ -	$ -	$ -	$ -
546	601000564	NCP-10947	SAN Project - 2019	FP-NMG Office Furn & Equip	391.2	$ -	$ -	$ -	$ -	$ -	$ -	$ -
547	601000564	NCP-10947	SAN Project - 2019	FP-NMG Office Furn & Equip	397.0	$ -	$ -	$ -	$ -	$ -	$ -	$ -
548	601000564	NCP-10947	SAN Project - 2019	FP-NMG Office Furn & Equip	398.0	$ -	$ -	$ -	$ -	$ -	$ -	$ -
549	601000565	NCP-10949	Miscellaneous Hardware - 2019	FP-NMG Office Furn & Equip	391.2	$ -	$ -	$ -	$ -	$ -	$ -	$ -
550	601000565	NCP-10949	Miscellaneous Hardware - 2019	FP-NMG Office Furn & Equip	397.0	$ -	$ -	$ -	$ -	$ -	$ -	$ -
551	601000565	NCP-10949	Miscellaneous Hardware - 2019	FP-NMG Office Furn & Equip	398.0	$ -	$ -	$ -	$ -	$ -	$ -	$ -
552	601000566	NCP-13370	SCADA Environment Refresh	FP-NMG Office Furn & Equip	391.2	$ -	$ -	$ -	$ -	$ -	$ -	$ -
553	601000566	NCP-13370	SCADA Environment Refresh	FP-NMG Office Furn & Equip	397.0	$ -	$ -	$ -	$ -	$ -	$ -	$ -
554	601000566	NCP-13370	SCADA Environment Refresh	FP-NMG Office Furn & Equip	398.0	$ -	$ -	$ -	$ -	$ -	$ -	$ -
555	601000567	NCP-13371	Call Center Webchat & Email Queing	FP-NMG Office Furn & Equip	391.2	$ -	$ -	$ -	$ -	$ -	$ -	$ -
556	601000567	NCP-13371	Call Center Webchat & Email Queing	FP-NMG Office Furn & Equip	397.0	$ -	$ -	$ -	$ -	$ -	$ -	$ -
557	601000567	NCP-13371	Call Center Webchat & Email Queing	FP-NMG Office Furn & Equip	398.0	$ -	$ -	$ -	$ -	$ -	$ -	$ -
558	601000568	NCP-13372	VmWare Upgrade & VDI Installation	FP-NMG Office Furn & Equip	391.2	$ -	$ -	$ -	$ -	$ -	$ -	$ -
559	601000568	NCP-13372	VmWare Upgrade & VDI Installation	FP-NMG Office Furn & Equip	397.0	$ -	$ -	$ -	$ -	$ -	$ -	$ -
560	601000568	NCP-13372	VmWare Upgrade & VDI Installation	FP-NMG Office Furn & Equip	398.0	$ -	$ -	$ -	$ -	$ -	$ -	$ -
561	601000569	NCP-13373	Application Enhancements	FP-NMG Intangible	303.3	$ -	$ -	$ -	$ -	$ -	$ -	$ -
562	601000570	NCP-11827	NMGCO.com Enhancements	FP-NMG Intangible	303.3	$ -	$ -	$ -	$ -	$ -	$ -	$ -
563	601000571	NCP-12167	Service Suite Enhancements	FP-NMG Intangible	303.3	$ -	$ -	$ -	$ -	$ -	$ -	$ -

NEW MEXICO GAS COMPANY, INC.

Plant Gross Activity
Base Period - 12 Months Ending March 31, 2023
Future Test Year - 12 Months Ending September 30, 2025

	A	B	C	D	E	M	N	O	P	Q	R	S	T
3	Investment Number	FP Number	Investment Name	FP Type	FERC Account	11/30/2023	12/31/2023	1/31/2024	2/29/2024	3/31/2024	4/30/2024	5/31/2024	6/30/2024
508	624000553	TEMP	Install Solar Panels-Carlsbad Office	0		$ -	$ -	$ -	$ -	$ -	$ -	$ -	$ -
509	620000554	PRE-08121	ART Inefficiently Coated Main Replacement - 8th & Main	FP-NMG Dist Specific-Replace	376.1	$ -	$ -	$ -	$ -	$ -	$ -	$ -	$ -
510	620000554	PRE-08121	ART Inefficiently Coated Main Replacement - 8th & Main	FP-NMG Dist Specific-Replace	376.2	$ -	$ -	$ -	$ -	$ -	$ -	$ -	$ -
511	620000554	PRE-08121	ART Inefficiently Coated Main Replacement - 8th & Main	FP-NMG Dist Specific-Replace	376.4	$ -	$ -	$ -	$ -	$ -	$ -	$ -	$ -
512	620000554	PRE-08121	ART Inefficiently Coated Main Replacement - 8th & Main	FP-NMG Dist Specific-Replace	380.0	$ -	$ -	$ -	$ -	$ -	$ -	$ -	$ -
513	620000555	PRE-08096	ART Bare Main Replacement - Freeman Ave. 7-inch	FP-NMG Dist Specific-Replace	376.1	$ -	$ -	$ -	$ -	$ -	$ -	$ -	$ -
514	620000555	PRE-08096	ART Bare Main Replacement - Freeman Ave. 7-inch	FP-NMG Dist Specific-Replace	376.2	$ -	$ -	$ -	$ -	$ -	$ -	$ -	$ -
515	620000555	PRE-08096	ART Bare Main Replacement - Freeman Ave. 7-inch	FP-NMG Dist Specific-Replace	376.4	$ -	$ -	$ -	$ -	$ -	$ -	$ -	$ -
516	620000555	PRE-08096	ART Bare Main Replacement - Freeman Ave. 7-inch	FP-NMG Dist Specific-Replace	380.0	$ -	$ -	$ -	$ -	$ -	$ -	$ -	$ -
517	620000556	PRE-08123	ART Inefficiently Coated Main Replacement - Haldeman South	FP-NMG Dist Specific-Replace	376.1	$ -	$ -	$ -	$ -	$ -	$ -	$ -	$ -
518	620000556	PRE-08123	ART Inefficiently Coated Main Replacement - Haldeman South	FP-NMG Dist Specific-Replace	376.2	$ -	$ -	$ -	$ -	$ -	$ -	$ -	$ -
519	620000556	PRE-08123	ART Inefficiently Coated Main Replacement - Haldeman South	FP-NMG Dist Specific-Replace	376.4	$ -	$ -	$ -	$ -	$ -	$ -	$ -	$ -
520	620000556	PRE-08123	ART Inefficiently Coated Main Replacement - Haldeman South	FP-NMG Dist Specific-Replace	380.0	$ -	$ -	$ -	$ -	$ -	$ -	$ -	$ -
521	629000557	PRE-08097	ROS Bare Main Replacement - Crossroads & Graves	FP-NMG Dist Specific-Replace	376.1	$ -	$ -	$ -	$ -	$ -	$ -	$ -	$ -
522	629000557	PRE-08097	ROS Bare Main Replacement - Crossroads & Graves	FP-NMG Dist Specific-Replace	376.2	$ -	$ -	$ -	$ -	$ -	$ -	$ -	$ -
523	629000557	PRE-08097	ROS Bare Main Replacement - Crossroads & Graves	FP-NMG Dist Specific-Replace	376.4	$ -	$ -	$ -	$ -	$ -	$ -	$ -	$ -
524	629000557	PRE-08097	ROS Bare Main Replacement - Crossroads & Graves	FP-NMG Dist Specific-Replace	380.0	$ -	$ -	$ -	$ -	$ -	$ -	$ -	$ -
525	629000558	TEMP	ROS - Hagerman Inefficiently Coated Main Replacement	FP-NMG Dist Mains-Replace	376.1	$ -	$ -	$ -	$ -	$ -	$ -	$ -	$ -
526	629000558	TEMP	ROS - Hagerman Inefficiently Coated Main Replacement	FP-NMG Dist Mains-Replace	376.2	$ -	$ -	$ -	$ -	$ -	$ -	$ -	$ -
527	629000558	TEMP	ROS - Hagerman Inefficiently Coated Main Replacement	FP-NMG Dist Mains-Replace	376.4	$ -	$ -	$ -	$ -	$ -	$ -	$ -	$ -
528	629000558	TEMP	ROS - Hagerman Inefficiently Coated Main Replacement	FP-NMG Dist Mains-Replace	380.0	$ -	$ -	$ -	$ -	$ -	$ -	$ -	$ -
529	629000559	PRE-08098	ROS Bare Main Replacement - Rosemary Lane	FP-NMG Dist Specific-Replace	376.1	$ -	$ -	$ -	$ -	$ -	$ -	$ -	$ -
530	629000559	PRE-08098	ROS Bare Main Replacement - Rosemary Lane	FP-NMG Dist Specific-Replace	376.2	$ -	$ -	$ -	$ -	$ -	$ -	$ -	$ -
531	629000559	PRE-08098	ROS Bare Main Replacement - Rosemary Lane	FP-NMG Dist Specific-Replace	376.4	$ -	$ -	$ -	$ -	$ -	$ -	$ -	$ -
532	629000559	PRE-08098	ROS Bare Main Replacement - Rosemary Lane	FP-NMG Dist Specific-Replace	380.0	$ -	$ -	$ -	$ -	$ -	$ -	$ -	$ -
533	629000560	TEMP	ROS-Washington 8" Phase IV Inefficiently Coated Main Replacement	FP-NMG Dist Mains-Replace	376.1	$ -	$ -	$ -	$ -	$ -	$ -	$ -	$ -
534	629000560	TEMP	ROS-Washington 8" Phase IV Inefficiently Coated Main Replacement	FP-NMG Dist Mains-Replace	376.2	$ -	$ -	$ -	$ -	$ -	$ -	$ -	$ -
535	629000560	TEMP	ROS-Washington 8" Phase IV Inefficiently Coated Main Replacement	FP-NMG Dist Mains-Replace	376.4	$ -	$ -	$ -	$ -	$ -	$ -	$ -	$ -
536	629000560	TEMP	ROS-Washington 8" Phase IV Inefficiently Coated Main Replacement	FP-NMG Dist Mains-Replace	380.0	$ -	$ -	$ -	$ -	$ -	$ -	$ -	$ -
537	601000561	NCP-10945	SCADA Radio Replacement - 2019	FP-NMG Office Furn & Equip	391.2	$ -	$ -	$ -	$ -	$ -	$ -	$ -	$ -
538	601000561	NCP-10945	SCADA Radio Replacement - 2019	FP-NMG Office Furn & Equip	397.0	$ -	$ -	$ -	$ -	$ -	$ -	$ -	$ -
539	601000561	NCP-10945	SCADA Radio Replacement - 2019	FP-NMG Office Furn & Equip	398.0	$ -	$ -	$ -	$ -	$ -	$ -	$ -	$ -
540	601000562	NCP-09779	Integrated Security Solution-Badge System - 2019	FP-NMG Office Furn & Equip	391.2	$ -	$ -	$ -	$ -	$ -	$ -	$ -	$ -
541	601000562	NCP-09779	Integrated Security Solution-Badge System - 2019	FP-NMG Office Furn & Equip	397.0	$ -	$ -	$ -	$ -	$ -	$ -	$ -	$ -
542	601000562	NCP-09779	Integrated Security Solution-Badge System - 2019	FP-NMG Office Furn & Equip	398.0	$ -	$ -	$ -	$ -	$ -	$ -	$ -	$ -
543	601000563	NCP-09781	Video Security Upgrade - 2019	FP-NMG Office Furn & Equip	391.2	$ -	$ -	$ -	$ -	$ -	$ -	$ -	$ -
544	601000563	NCP-09781	Video Security Upgrade - 2019	FP-NMG Office Furn & Equip	397.0	$ -	$ -	$ -	$ -	$ -	$ -	$ -	$ -
545	601000563	NCP-09781	Video Security Upgrade - 2019	FP-NMG Office Furn & Equip	398.0	$ -	$ -	$ -	$ -	$ -	$ -	$ -	$ -
546	601000564	NCP-10947	SAN Project - 2019	FP-NMG Office Furn & Equip	391.2	$ -	$ -	$ -	$ -	$ -	$ -	$ -	$ -
547	601000564	NCP-10947	SAN Project - 2019	FP-NMG Office Furn & Equip	397.0	$ -	$ -	$ -	$ -	$ -	$ -	$ -	$ -
548	601000564	NCP-10947	SAN Project - 2019	FP-NMG Office Furn & Equip	398.0	$ -	$ -	$ -	$ -	$ -	$ -	$ -	$ -
549	601000565	NCP-10949	Miscellaneous Hardware - 2019	FP-NMG Office Furn & Equip	391.2	$ -	$ -	$ -	$ -	$ -	$ -	$ -	$ -
550	601000565	NCP-10949	Miscellaneous Hardware - 2019	FP-NMG Office Furn & Equip	397.0	$ -	$ -	$ -	$ -	$ -	$ -	$ -	$ -
551	601000565	NCP-10949	Miscellaneous Hardware - 2019	FP-NMG Office Furn & Equip	398.0	$ -	$ -	$ -	$ -	$ -	$ -	$ -	$ -
552	601000566	NCP-13370	SCADA Environment Refresh	FP-NMG Office Furn & Equip	391.2	$ -	$ -	$ -	$ -	$ -	$ -	$ -	$ -
553	601000566	NCP-13370	SCADA Environment Refresh	FP-NMG Office Furn & Equip	397.0	$ -	$ -	$ -	$ -	$ -	$ -	$ -	$ -
554	601000566	NCP-13370	SCADA Environment Refresh	FP-NMG Office Furn & Equip	398.0	$ -	$ -	$ -	$ -	$ -	$ -	$ -	$ -
555	601000567	NCP-13371	Call Center Webchat & Email Queing	FP-NMG Office Furn & Equip	391.2	$ -	$ -	$ -	$ -	$ -	$ -	$ -	$ -
556	601000567	NCP-13371	Call Center Webchat & Email Queing	FP-NMG Office Furn & Equip	397.0	$ -	$ -	$ -	$ -	$ -	$ -	$ -	$ -
557	601000567	NCP-13371	Call Center Webchat & Email Queing	FP-NMG Office Furn & Equip	398.0	$ -	$ -	$ -	$ -	$ -	$ -	$ -	$ -
558	601000568	NCP-13372	VmWare Upgrade & VDI Installation	FP-NMG Office Furn & Equip	391.2	$ -	$ -	$ -	$ -	$ -	$ -	$ -	$ -
559	601000568	NCP-13372	VmWare Upgrade & VDI Installation	FP-NMG Office Furn & Equip	397.0	$ -	$ -	$ -	$ -	$ -	$ -	$ -	$ -
560	601000568	NCP-13372	VmWare Upgrade & VDI Installation	FP-NMG Office Furn & Equip	398.0	$ -	$ -	$ -	$ -	$ -	$ -	$ -	$ -
561	601000569	NCP-13373	Application Enhancements	FP-NMG Intangible	303.3	$ -	$ -	$ -	$ -	$ -	$ -	$ -	$ -
562	601000570	NCP-11827	NMGCO.com Enhancements	FP-NMG Intangible	303.3	$ -	$ -	$ -	$ -	$ -	$ -	$ -	$ -
563	601000571	NCP-12167	Service Suite Enhancements	FP-NMG Intangible	303.3	$ -	$ -	$ -	$ -	$ -	$ -	$ -	$ -

NEW MEXICO GAS COMPANY, INC.

Plant Gross Activity
Base Period - 12 Months Ending March 31, 2023
Future Test Year - 12 Months Ending September 30, 2025

	A	B	C	D	E	U	V	W	X	Y	Z	AA
3	Investment Number	FP Number	Investment Name	FP Type	FERC Account	7/31/2024	8/31/2024	9/30/2024	10/31/2024	11/30/2024	12/31/2024	1/31/2025
508	624000553	TEMP	Install Solar Panels-Carlsbad Office	0		$ -	$ -	$ -	$ -	$ -	$ -	$ -
509	620000554	PRE-08121	ART Inefficiently Coated Main Replacement - 8th & Main	FP-NMG Dist Specific-Replace	376.1	$ -	$ -	$ -	$ -	$ -	$ -	$ -
510	620000554	PRE-08121	ART Inefficiently Coated Main Replacement - 8th & Main	FP-NMG Dist Specific-Replace	376.2	$ -	$ -	$ -	$ -	$ -	$ -	$ -
511	620000554	PRE-08121	ART Inefficiently Coated Main Replacement - 8th & Main	FP-NMG Dist Specific-Replace	376.4	$ -	$ -	$ -	$ -	$ -	$ -	$ -
512	620000554	PRE-08121	ART Inefficiently Coated Main Replacement - 8th & Main	FP-NMG Dist Specific-Replace	380.0	$ -	$ -	$ -	$ -	$ -	$ -	$ -
513	620000555	PRE-08096	ART Bare Main Replacement - Freeman Ave. 7-inch	FP-NMG Dist Specific-Replace	376.1	$ -	$ -	$ -	$ -	$ -	$ -	$ -
514	620000555	PRE-08096	ART Bare Main Replacement - Freeman Ave. 7-inch	FP-NMG Dist Specific-Replace	376.2	$ -	$ -	$ -	$ -	$ -	$ -	$ -
515	620000555	PRE-08096	ART Bare Main Replacement - Freeman Ave. 7-inch	FP-NMG Dist Specific-Replace	376.4	$ -	$ -	$ -	$ -	$ -	$ -	$ -
516	620000555	PRE-08096	ART Bare Main Replacement - Freeman Ave. 7-inch	FP-NMG Dist Specific-Replace	380.0	$ -	$ -	$ -	$ -	$ -	$ -	$ -
517	620000556	PRE-08123	ART Inefficiently Coated Main Replacement - Haldeman South	FP-NMG Dist Specific-Replace	376.1	$ -	$ -	$ -	$ -	$ -	$ -	$ -
518	620000556	PRE-08123	ART Inefficiently Coated Main Replacement - Haldeman South	FP-NMG Dist Specific-Replace	376.2	$ -	$ -	$ -	$ -	$ -	$ -	$ -
519	620000556	PRE-08123	ART Inefficiently Coated Main Replacement - Haldeman South	FP-NMG Dist Specific-Replace	376.4	$ -	$ -	$ -	$ -	$ -	$ -	$ -
520	620000556	PRE-08123	ART Inefficiently Coated Main Replacement - Haldeman South	FP-NMG Dist Specific-Replace	380.0	$ -	$ -	$ -	$ -	$ -	$ -	$ -
521	629000557	PRE-08097	ROS Bare Main Replacement - Crossroads & Graves	FP-NMG Dist Specific-Replace	376.1	$ -	$ -	$ -	$ -	$ -	$ -	$ -
522	629000557	PRE-08097	ROS Bare Main Replacement - Crossroads & Graves	FP-NMG Dist Specific-Replace	376.2	$ -	$ -	$ -	$ -	$ -	$ -	$ -
523	629000557	PRE-08097	ROS Bare Main Replacement - Crossroads & Graves	FP-NMG Dist Specific-Replace	376.4	$ -	$ -	$ -	$ -	$ -	$ -	$ -
524	629000557	PRE-08097	ROS Bare Main Replacement - Crossroads & Graves	FP-NMG Dist Specific-Replace	380.0	$ -	$ -	$ -	$ -	$ -	$ -	$ -
525	629000558	TEMP	ROS - Hagerman Inefficiently Coated Main Replacement	FP-NMG Dist Mains-Replace	376.1	$ -	$ -	$ -	$ -	$ -	$ -	$ -
526	629000558	TEMP	ROS - Hagerman Inefficiently Coated Main Replacement	FP-NMG Dist Mains-Replace	376.2	$ -	$ -	$ -	$ -	$ -	$ -	$ -
527	629000558	TEMP	ROS - Hagerman Inefficiently Coated Main Replacement	FP-NMG Dist Mains-Replace	376.4	$ -	$ -	$ -	$ -	$ -	$ -	$ -
528	629000558	TEMP	ROS - Hagerman Inefficiently Coated Main Replacement	FP-NMG Dist Mains-Replace	380.0	$ -	$ -	$ -	$ -	$ -	$ -	$ -
529	629000559	PRE-08098	ROS Bare Main Replacement - Rosemary Lane	FP-NMG Dist Specific-Replace	376.1	$ -	$ -	$ -	$ -	$ -	$ -	$ -
530	629000559	PRE-08098	ROS Bare Main Replacement - Rosemary Lane	FP-NMG Dist Specific-Replace	376.2	$ -	$ -	$ -	$ -	$ -	$ -	$ -
531	629000559	PRE-08098	ROS Bare Main Replacement - Rosemary Lane	FP-NMG Dist Specific-Replace	376.4	$ -	$ -	$ -	$ -	$ -	$ -	$ -
532	629000559	PRE-08098	ROS Bare Main Replacement - Rosemary Lane	FP-NMG Dist Specific-Replace	380.0	$ -	$ -	$ -	$ -	$ -	$ -	$ -
533	629000560	TEMP	ROS-Washington 8" Phase IV Inefficiently Coated Main Replacement	FP-NMG Dist Mains-Replace	376.1	$ -	$ -	$ -	$ -	$ -	$ -	$ -
534	629000560	TEMP	ROS-Washington 8" Phase IV Inefficiently Coated Main Replacement	FP-NMG Dist Mains-Replace	376.2	$ -	$ -	$ -	$ -	$ -	$ -	$ -
535	629000560	TEMP	ROS-Washington 8" Phase IV Inefficiently Coated Main Replacement	FP-NMG Dist Mains-Replace	376.4	$ -	$ -	$ -	$ -	$ -	$ -	$ -
536	629000560	TEMP	ROS-Washington 8" Phase IV Inefficiently Coated Main Replacement	FP-NMG Dist Mains-Replace	380.0	$ -	$ -	$ -	$ -	$ -	$ -	$ -
537	601000561	NCP-10945	SCADA Radio Replacement - 2019	FP-NMG Office Furn & Equip	391.2	$ -	$ -	$ -	$ -	$ -	$ -	$ -
538	601000561	NCP-10945	SCADA Radio Replacement - 2019	FP-NMG Office Furn & Equip	397.0	$ -	$ -	$ -	$ -	$ -	$ -	$ -
539	601000561	NCP-10945	SCADA Radio Replacement - 2019	FP-NMG Office Furn & Equip	398.0	$ -	$ -	$ -	$ -	$ -	$ -	$ -
540	601000562	NCP-09779	Integrated Security Solution-Badge System - 2019	FP-NMG Office Furn & Equip	391.2	$ -	$ -	$ -	$ -	$ -	$ -	$ -
541	601000562	NCP-09779	Integrated Security Solution-Badge System - 2019	FP-NMG Office Furn & Equip	397.0	$ -	$ -	$ -	$ -	$ -	$ -	$ -
542	601000562	NCP-09779	Integrated Security Solution-Badge System - 2019	FP-NMG Office Furn & Equip	398.0	$ -	$ -	$ -	$ -	$ -	$ -	$ -
543	601000563	NCP-09781	Video Security Upgrade - 2019	FP-NMG Office Furn & Equip	391.2	$ -	$ -	$ -	$ -	$ -	$ -	$ -
544	601000563	NCP-09781	Video Security Upgrade - 2019	FP-NMG Office Furn & Equip	397.0	$ -	$ -	$ -	$ -	$ -	$ -	$ -
545	601000563	NCP-09781	Video Security Upgrade - 2019	FP-NMG Office Furn & Equip	398.0	$ -	$ -	$ -	$ -	$ -	$ -	$ -
546	601000564	NCP-10947	SAN Project - 2019	FP-NMG Office Furn & Equip	391.2	$ -	$ -	$ -	$ -	$ -	$ -	$ -
547	601000564	NCP-10947	SAN Project - 2019	FP-NMG Office Furn & Equip	397.0	$ -	$ -	$ -	$ -	$ -	$ -	$ -
548	601000564	NCP-10947	SAN Project - 2019	FP-NMG Office Furn & Equip	398.0	$ -	$ -	$ -	$ -	$ -	$ -	$ -
549	601000565	NCP-10949	Miscellaneous Hardware - 2019	FP-NMG Office Furn & Equip	391.2	$ -	$ -	$ -	$ -	$ -	$ -	$ -
550	601000565	NCP-10949	Miscellaneous Hardware - 2019	FP-NMG Office Furn & Equip	397.0	$ -	$ -	$ -	$ -	$ -	$ -	$ -
551	601000565	NCP-10949	Miscellaneous Hardware - 2019	FP-NMG Office Furn & Equip	398.0	$ -	$ -	$ -	$ -	$ -	$ -	$ -
552	601000566	NCP-13370	SCADA Environment Refresh	FP-NMG Office Furn & Equip	391.2	$ -	$ -	$ -	$ -	$ -	$ -	$ -
553	601000566	NCP-13370	SCADA Environment Refresh	FP-NMG Office Furn & Equip	397.0	$ -	$ -	$ -	$ -	$ -	$ -	$ -
554	601000566	NCP-13370	SCADA Environment Refresh	FP-NMG Office Furn & Equip	398.0	$ -	$ -	$ -	$ -	$ -	$ -	$ -
555	601000567	NCP-13371	Call Center Webchat & Email Queing	FP-NMG Office Furn & Equip	391.2	$ -	$ -	$ -	$ -	$ -	$ -	$ -
556	601000567	NCP-13371	Call Center Webchat & Email Queing	FP-NMG Office Furn & Equip	397.0	$ -	$ -	$ -	$ -	$ -	$ -	$ -
557	601000567	NCP-13371	Call Center Webchat & Email Queing	FP-NMG Office Furn & Equip	398.0	$ -	$ -	$ -	$ -	$ -	$ -	$ -
558	601000568	NCP-13372	VmWare Upgrade & VDI Installation	FP-NMG Office Furn & Equip	391.2	$ -	$ -	$ -	$ -	$ -	$ -	$ -
559	601000568	NCP-13372	VmWare Upgrade & VDI Installation	FP-NMG Office Furn & Equip	397.0	$ -	$ -	$ -	$ -	$ -	$ -	$ -
560	601000568	NCP-13372	VmWare Upgrade & VDI Installation	FP-NMG Office Furn & Equip	398.0	$ -	$ -	$ -	$ -	$ -	$ -	$ -
561	601000569	NCP-13373	Application Enhancements	FP-NMG Intangible	303.3	$ -	$ -	$ -	$ -	$ -	$ -	$ -
562	601000570	NCP-11827	NMGCO.com Enhancements	FP-NMG Intangible	303.3	$ -	$ -	$ -	$ -	$ -	$ -	$ -
563	601000571	NCP-12167	Service Suite Enhancements	FP-NMG Intangible	303.3	$ -	$ -	$ -	$ -	$ -	$ -	$ -

NEW MEXICO GAS COMPANY, INC.

Plant Gross Activity
Base Period - 12 Months Ending March 31, 2023
Future Test Year - 12 Months Ending September 30, 2025

	A	B	C	D	E	AB	AC	AD	AE	AF	AG	AH	AI
3	Investment Number	FP Number	Investment Name	FP Type	FERC Account	2/28/2025	3/31/2025	4/30/2025	5/31/2025	6/30/2025	7/31/2025	8/31/2025	9/30/2025
508	624000553	TEMP	Install Solar Panels-Carlsbad Office	0		$ -	$ -	$ -	$ -	$ -	$ -	$ -	$ -
509	620000554	PRE-08121	ART Inefficiently Coated Main Replacement - 8th & Main	FP-NMG Dist Specific-Replace	376.1	$ -	$ -	$ -	$ -	$ -	$ -	$ -	$ -
510	620000554	PRE-08121	ART Inefficiently Coated Main Replacement - 8th & Main	FP-NMG Dist Specific-Replace	376.2	$ -	$ -	$ -	$ -	$ -	$ -	$ -	$ -
511	620000554	PRE-08121	ART Inefficiently Coated Main Replacement - 8th & Main	FP-NMG Dist Specific-Replace	376.4	$ -	$ -	$ -	$ -	$ -	$ -	$ -	$ -
512	620000554	PRE-08121	ART Inefficiently Coated Main Replacement - 8th & Main	FP-NMG Dist Specific-Replace	380.0	$ -	$ -	$ -	$ -	$ -	$ -	$ -	$ -
513	620000555	PRE-08096	ART Bare Main Replacement - Freeman Ave. 7-inch	FP-NMG Dist Specific-Replace	376.1	$ -	$ -	$ -	$ -	$ -	$ -	$ -	$ -
514	620000555	PRE-08096	ART Bare Main Replacement - Freeman Ave. 7-inch	FP-NMG Dist Specific-Replace	376.2	$ -	$ -	$ -	$ -	$ -	$ -	$ -	$ -
515	620000555	PRE-08096	ART Bare Main Replacement - Freeman Ave. 7-inch	FP-NMG Dist Specific-Replace	376.4	$ -	$ -	$ -	$ -	$ -	$ -	$ -	$ -
516	620000555	PRE-08096	ART Bare Main Replacement - Freeman Ave. 7-inch	FP-NMG Dist Specific-Replace	380.0	$ -	$ -	$ -	$ -	$ -	$ -	$ -	$ -
517	620000556	PRE-08123	ART Inefficiently Coated Main Replacement - Haldeman South	FP-NMG Dist Specific-Replace	376.1	$ -	$ -	$ -	$ -	$ -	$ -	$ -	$ -
518	620000556	PRE-08123	ART Inefficiently Coated Main Replacement - Haldeman South	FP-NMG Dist Specific-Replace	376.2	$ -	$ -	$ -	$ -	$ -	$ -	$ -	$ -
519	620000556	PRE-08123	ART Inefficiently Coated Main Replacement - Haldeman South	FP-NMG Dist Specific-Replace	376.4	$ -	$ -	$ -	$ -	$ -	$ -	$ -	$ -
520	620000556	PRE-08123	ART Inefficiently Coated Main Replacement - Haldeman South	FP-NMG Dist Specific-Replace	380.0	$ -	$ -	$ -	$ -	$ -	$ -	$ -	$ -
521	629000557	PRE-08097	ROS Bare Main Replacement - Crossroads & Graves	FP-NMG Dist Specific-Replace	376.1	$ -	$ -	$ -	$ -	$ -	$ -	$ -	$ -
522	629000557	PRE-08097	ROS Bare Main Replacement - Crossroads & Graves	FP-NMG Dist Specific-Replace	376.2	$ -	$ -	$ -	$ -	$ -	$ -	$ -	$ -
523	629000557	PRE-08097	ROS Bare Main Replacement - Crossroads & Graves	FP-NMG Dist Specific-Replace	376.4	$ -	$ -	$ -	$ -	$ -	$ -	$ -	$ -
524	629000557	PRE-08097	ROS Bare Main Replacement - Crossroads & Graves	FP-NMG Dist Specific-Replace	380.0	$ -	$ -	$ -	$ -	$ -	$ -	$ -	$ -
525	629000558	TEMP	ROS - Hagerman Inefficiently Coated Main Replacement	FP-NMG Dist Mains-Replace	376.1	$ -	$ -	$ -	$ -	$ -	$ -	$ -	$ -
526	629000558	TEMP	ROS - Hagerman Inefficiently Coated Main Replacement	FP-NMG Dist Mains-Replace	376.2	$ -	$ -	$ -	$ -	$ -	$ -	$ -	$ -
527	629000558	TEMP	ROS - Hagerman Inefficiently Coated Main Replacement	FP-NMG Dist Mains-Replace	376.4	$ -	$ -	$ -	$ -	$ -	$ -	$ -	$ -
528	629000558	TEMP	ROS - Hagerman Inefficiently Coated Main Replacement	FP-NMG Dist Mains-Replace	380.0	$ -	$ -	$ -	$ -	$ -	$ -	$ -	$ -
529	629000559	PRE-08098	ROS Bare Main Replacement - Rosemary Lane	FP-NMG Dist Specific-Replace	376.1	$ -	$ -	$ -	$ -	$ -	$ -	$ -	$ -
530	629000559	PRE-08098	ROS Bare Main Replacement - Rosemary Lane	FP-NMG Dist Specific-Replace	376.2	$ -	$ -	$ -	$ -	$ -	$ -	$ -	$ -
531	629000559	PRE-08098	ROS Bare Main Replacement - Rosemary Lane	FP-NMG Dist Specific-Replace	376.4	$ -	$ -	$ -	$ -	$ -	$ -	$ -	$ -
532	629000559	PRE-08098	ROS Bare Main Replacement - Rosemary Lane	FP-NMG Dist Specific-Replace	380.0	$ -	$ -	$ -	$ -	$ -	$ -	$ -	$ -
533	629000560	TEMP	ROS-Washington 8" Phase IV Inefficiently Coated Main Replacement	FP-NMG Dist Mains-Replace	376.1	$ -	$ -	$ -	$ -	$ -	$ -	$ -	$ -
534	629000560	TEMP	ROS-Washington 8" Phase IV Inefficiently Coated Main Replacement	FP-NMG Dist Mains-Replace	376.2	$ -	$ -	$ -	$ -	$ -	$ -	$ -	$ -
535	629000560	TEMP	ROS-Washington 8" Phase IV Inefficiently Coated Main Replacement	FP-NMG Dist Mains-Replace	376.4	$ -	$ -	$ -	$ -	$ -	$ -	$ -	$ -
536	629000560	TEMP	ROS-Washington 8" Phase IV Inefficiently Coated Main Replacement	FP-NMG Dist Mains-Replace	380.0	$ -	$ -	$ -	$ -	$ -	$ -	$ -	$ -
537	601000561	NCP-10945	SCADA Radio Replacement - 2019	FP-NMG Office Furn & Equip	391.2	$ -	$ -	$ -	$ -	$ -	$ -	$ -	$ -
538	601000561	NCP-10945	SCADA Radio Replacement - 2019	FP-NMG Office Furn & Equip	397.0	$ -	$ -	$ -	$ -	$ -	$ -	$ -	$ -
539	601000561	NCP-10945	SCADA Radio Replacement - 2019	FP-NMG Office Furn & Equip	398.0	$ -	$ -	$ -	$ -	$ -	$ -	$ -	$ -
540	601000562	NCP-09779	Integrated Security Solution-Badge System - 2019	FP-NMG Office Furn & Equip	391.2	$ -	$ -	$ -	$ -	$ -	$ -	$ -	$ -
541	601000562	NCP-09779	Integrated Security Solution-Badge System - 2019	FP-NMG Office Furn & Equip	397.0	$ -	$ -	$ -	$ -	$ -	$ -	$ -	$ -
542	601000562	NCP-09779	Integrated Security Solution-Badge System - 2019	FP-NMG Office Furn & Equip	398.0	$ -	$ -	$ -	$ -	$ -	$ -	$ -	$ -
543	601000563	NCP-09781	Video Security Upgrade - 2019	FP-NMG Office Furn & Equip	391.2	$ -	$ -	$ -	$ -	$ -	$ -	$ -	$ -
544	601000563	NCP-09781	Video Security Upgrade - 2019	FP-NMG Office Furn & Equip	397.0	$ -	$ -	$ -	$ -	$ -	$ -	$ -	$ -
545	601000563	NCP-09781	Video Security Upgrade - 2019	FP-NMG Office Furn & Equip	398.0	$ -	$ -	$ -	$ -	$ -	$ -	$ -	$ -
546	601000564	NCP-10947	SAN Project - 2019	FP-NMG Office Furn & Equip	391.2	$ -	$ -	$ -	$ -	$ -	$ -	$ -	$ -
547	601000564	NCP-10947	SAN Project - 2019	FP-NMG Office Furn & Equip	397.0	$ -	$ -	$ -	$ -	$ -	$ -	$ -	$ -
548	601000564	NCP-10947	SAN Project - 2019	FP-NMG Office Furn & Equip	398.0	$ -	$ -	$ -	$ -	$ -	$ -	$ -	$ -
549	601000565	NCP-10949	Miscellaneous Hardware - 2019	FP-NMG Office Furn & Equip	391.2	$ -	$ -	$ -	$ -	$ -	$ -	$ -	$ -
550	601000565	NCP-10949	Miscellaneous Hardware - 2019	FP-NMG Office Furn & Equip	397.0	$ -	$ -	$ -	$ -	$ -	$ -	$ -	$ -
551	601000565	NCP-10949	Miscellaneous Hardware - 2019	FP-NMG Office Furn & Equip	398.0	$ -	$ -	$ -	$ -	$ -	$ -	$ -	$ -
552	601000566	NCP-13370	SCADA Environment Refresh	FP-NMG Office Furn & Equip	391.2	$ -	$ -	$ -	$ -	$ -	$ -	$ -	$ -
553	601000566	NCP-13370	SCADA Environment Refresh	FP-NMG Office Furn & Equip	397.0	$ -	$ -	$ -	$ -	$ -	$ -	$ -	$ -
554	601000566	NCP-13370	SCADA Environment Refresh	FP-NMG Office Furn & Equip	398.0	$ -	$ -	$ -	$ -	$ -	$ -	$ -	$ -
555	601000567	NCP-13371	Call Center Webchat & Email Queing	FP-NMG Office Furn & Equip	391.2	$ -	$ -	$ -	$ -	$ -	$ -	$ -	$ -
556	601000567	NCP-13371	Call Center Webchat & Email Queing	FP-NMG Office Furn & Equip	397.0	$ -	$ -	$ -	$ -	$ -	$ -	$ -	$ -
557	601000567	NCP-13371	Call Center Webchat & Email Queing	FP-NMG Office Furn & Equip	398.0	$ -	$ -	$ -	$ -	$ -	$ -	$ -	$ -
558	601000568	NCP-13372	VmWare Upgrade & VDI Installation	FP-NMG Office Furn & Equip	391.2	$ -	$ -	$ -	$ -	$ -	$ -	$ -	$ -
559	601000568	NCP-13372	VmWare Upgrade & VDI Installation	FP-NMG Office Furn & Equip	397.0	$ -	$ -	$ -	$ -	$ -	$ -	$ -	$ -
560	601000568	NCP-13372	VmWare Upgrade & VDI Installation	FP-NMG Office Furn & Equip	398.0	$ -	$ -	$ -	$ -	$ -	$ -	$ -	$ -
561	601000569	NCP-13373	Application Enhancements	FP-NMG Intangible	303.3	$ -	$ -	$ -	$ -	$ -	$ -	$ -	$ -
562	601000570	NCP-11827	NMGCO.com Enhancements	FP-NMG Intangible	303.3	$ -	$ -	$ -	$ -	$ -	$ -	$ -	$ -
563	601000571	NCP-12167	Service Suite Enhancements	FP-NMG Intangible	303.3	$ -	$ -	$ -	$ -	$ -	$ -	$ -	$ -

NEW MEXICO GAS COMPANY, INC.

Plant Gross Activity
Base Period - 12 Months Ending March 31, 2023
Future Test Year - 12 Months Ending September 30, 2025

	A	B	C	D	E	F	G	H	I	J	K	L
3	Investment Number	FP Number	Investment Name	FP Type	FERC Account	4/30/2023	5/31/2023	6/30/2023	7/31/2023	8/31/2023	9/30/2023	10/31/2023
564	601000572	NEW-08497	ABQ Facilities Improvement	FP-NMG Land_Structures&Improven	390.0	$ -	$ -	$ 1,225,758	$ -	$ -	$ 962,010	$ -
565	601000573	NCP-13367	ABQ 2019 Pwr Oper Equip	FP-NMG Power Operated Equip	393.0	$ -	$ -	$ -	$ -	$ -	$ -	$ -
566	601000573	NCP-13367	ABQ 2019 Pwr Oper Equip	FP-NMG Power Operated Equip	396.0	$ -	$ -	$ -	$ -	$ -	$ -	$ -
567	601000574	NCP-14027	ABQ 2019 Fleet Equip	FP-NMG Transportation Equipment	392.0	$ -	$ -	$ -	$ -	$ -	$ -	$ -
568	601000574	NCP-14027	ABQ 2019 Fleet Equip	FP-NMG Transportation Equipment	392.1	$ -	$ -	$ -	$ -	$ -	$ -	$ -
569	601000574	NCP-14027	ABQ 2019 Fleet Equip	FP-NMG Transportation Equipment	392.2	$ -	$ -	$ -	$ -	$ -	$ -	$ -
570	601000574	NCP-14027	ABQ 2019 Fleet Equip	FP-NMG Transportation Equipment	392.3	$ -	$ -	$ -	$ -	$ -	$ -	$ -
571	601000575	NCP-09808	Tech Training - 2019	FP-NMG Tools, Shop & Garage Equip	394.0	$ -	$ -	$ -	$ -	$ -	$ -	$ -
572	625000577	PRE-08089	CLA Sedan Phase I PVC Replacemen	FP-NMG Dist Specific-Replace	376.1	$ -	$ -	$ -	$ -	$ -	$ -	$ -
573	625000577	PRE-08089	CLA Sedan Phase I PVC Replacemen	FP-NMG Dist Specific-Replace	376.2	$ -	$ -	$ -	$ -	$ -	$ -	$ -
574	625000577	PRE-08089	CLA Sedan Phase I PVC Replacemen	FP-NMG Dist Specific-Replace	376.4	$ -	$ -	$ -	$ -	$ -	$ -	$ -
575	625000577	PRE-08089	CLA Sedan Phase I PVC Replacemen	FP-NMG Dist Specific-Replace	380.0	$ -	$ -	$ -	$ -	$ -	$ -	$ -
576	620000578	PRE-08090	ART PVC/ABS Matrix Replacement Projects - 13th & Gary	FP-NMG Dist Specific-Replace	376.1	$ -	$ -	$ -	$ -	$ -	$ -	$ -
577	620000578	PRE-08090	ART PVC/ABS Matrix Replacement Projects - 13th & Gary	FP-NMG Dist Specific-Replace	376.2	$ -	$ -	$ -	$ -	$ -	$ -	$ -
578	620000578	PRE-08090	ART PVC/ABS Matrix Replacement Projects - 13th & Gary	FP-NMG Dist Specific-Replace	376.4	$ -	$ -	$ -	$ -	$ -	$ -	$ -
579	620000578	PRE-08090	ART PVC/ABS Matrix Replacement Projects - 13th & Gary	FP-NMG Dist Specific-Replace	380.0	$ -	$ -	$ -	$ -	$ -	$ -	$ -
580	620000579	PRE-08091	ART PVC/ABS Matrix Replacement Projects - Haldeman & Mill Road	FP-NMG Dist Specific-Replace	376.1	$ -	$ -	$ -	$ -	$ -	$ -	$ -
581	620000579	PRE-08091	ART PVC/ABS Matrix Replacement Projects - Haldeman & Mill Road	FP-NMG Dist Specific-Replace	376.2	$ -	$ -	$ -	$ -	$ -	$ -	$ -
582	620000579	PRE-08091	ART PVC/ABS Matrix Replacement Projects - Haldeman & Mill Road	FP-NMG Dist Specific-Replace	376.4	$ -	$ -	$ -	$ -	$ -	$ -	$ -
583	620000579	PRE-08091	ART PVC/ABS Matrix Replacement Projects - Haldeman & Mill Road	FP-NMG Dist Specific-Replace	380.0	$ -	$ -	$ -	$ -	$ -	$ -	$ -
584	620000580	PRE-08092	ART PVC/ABS Matrix Replacement Projects - 26th & Jackson Road	FP-NMG Dist Specific-Replace	376.1	$ -	$ -	$ -	$ -	$ -	$ -	$ -
585	620000580	PRE-08092	ART PVC/ABS Matrix Replacement Projects - 26th & Jackson Road	FP-NMG Dist Specific-Replace	376.2	$ -	$ -	$ -	$ -	$ -	$ -	$ -
586	620000580	PRE-08092	ART PVC/ABS Matrix Replacement Projects - 26th & Jackson Road	FP-NMG Dist Specific-Replace	376.4	$ -	$ -	$ -	$ -	$ -	$ -	$ -
587	620000580	PRE-08092	ART PVC/ABS Matrix Replacement Projects - 26th & Jackson Road	FP-NMG Dist Specific-Replace	380.0	$ -	$ -	$ -	$ -	$ -	$ -	$ -
588	627000581	PRE-08093	LOV - Eastern Line PVC Replacement	FP-NMG Dist Specific-Replace	376.1	$ -	$ -	$ -	$ -	$ -	$ -	$ -
589	627000581	PRE-08093	LOV - Eastern Line PVC Replacement	FP-NMG Dist Specific-Replace	376.2	$ -	$ -	$ -	$ -	$ -	$ -	$ -
590	627000581	PRE-08093	LOV - Eastern Line PVC Replacement	FP-NMG Dist Specific-Replace	376.4	$ -	$ -	$ -	$ -	$ -	$ -	$ -
591	627000581	PRE-08093	LOV - Eastern Line PVC Replacement	FP-NMG Dist Specific-Replace	380.0	$ -	$ -	$ -	$ -	$ -	$ -	$ -
592	629000582	PRE-08094	ROS PVC/ABS Matrix Replacement Projects -Eisenhower North	FP-NMG Dist Specific-Replace	376.1	$ -	$ -	$ -	$ -	$ -	$ -	$ -
593	629000582	PRE-08094	ROS PVC/ABS Matrix Replacement Projects -Eisenhower North	FP-NMG Dist Specific-Replace	376.2	$ -	$ -	$ -	$ -	$ -	$ -	$ -
594	629000582	PRE-08094	ROS PVC/ABS Matrix Replacement Projects -Eisenhower North	FP-NMG Dist Specific-Replace	376.4	$ -	$ -	$ -	$ -	$ -	$ -	$ -
595	629000582	PRE-08094	ROS PVC/ABS Matrix Replacement Projects -Eisenhower North	FP-NMG Dist Specific-Replace	380.0	$ -	$ -	$ -	$ -	$ -	$ -	$ -
596	667000583	NEW-13307	TAO La Cuchilla Road 2" and 4" Reinforcement	FP-NMG Dist Specific-Replace	376.1	$ -	$ -	$ -	$ -	$ -	$ -	$ -
597	667000583	NEW-13307	TAO La Cuchilla Road 2" and 4" Reinforcement	FP-NMG Dist Specific-Replace	376.2	$ -	$ -	$ -	$ -	$ -	$ -	$ -
598	667000583	NEW-13307	TAO La Cuchilla Road 2" and 4" Reinforcement	FP-NMG Dist Specific-Replace	376.4	$ -	$ -	$ -	$ -	$ -	$ -	$ -
599	667000583	NEW-13307	TAO La Cuchilla Road 2" and 4" Reinforcement	FP-NMG Dist Specific-Replace	380.0	$ -	$ -	$ -	$ -	$ -	$ -	$ -
600	626000584	TEMP	CLO CR 7 & Highway 70 2-inch PE tie-in North & South	0		$ -	$ -	$ -	$ -	$ -	$ -	$ -
601	T624000585	TEMP	Amax-Carlsbad ML Tie-In	FP-NMG Transm Specific-Replace	367.1	$ -	$ -	$ -	$ -	$ -	$ -	$ -
602	T624000585	TEMP	Amax-Carlsbad ML Tie-In	FP-NMG Transm Specific-Replace	368.0	$ -	$ -	$ -	$ -	$ -	$ -	$ -
603	T624000585	TEMP	Amax-Carlsbad ML Tie-In	FP-NMG Transm Specific-Replace	369.0	$ -	$ -	$ -	$ -	$ -	$ -	$ -
604	T680000586	TEMP	Rebuild Ambrosia Lake Border Station	FP-NMG Transm Specific-Replace	367.1	$ -	$ -	$ -	$ -	$ -	$ -	$ -
605	T680000586	TEMP	Rebuild Ambrosia Lake Border Station	FP-NMG Transm Specific-Replace	368.0	$ -	$ -	$ -	$ -	$ -	$ -	$ -
606	T680000586	TEMP	Rebuild Ambrosia Lake Border Station	FP-NMG Transm Specific-Replace	369.0	$ -	$ -	$ -	$ -	$ -	$ -	$ -
607	T621000587	PRE-08162	ALA Rebuild Holloman Take-off main run and replace valves in launcher&receiver	FP-NMG Transm Specific-Replace	367.1	$ -	$ -	$ -	$ -	$ -	$ -	$ -
608	T621000587	PRE-08162	ALA Rebuild Holloman Take-off main run and replace valves in launcher&receiver	FP-NMG Transm Specific-Replace	368.0	$ -	$ -	$ -	$ -	$ -	$ -	$ -
609	T621000587	PRE-08162	ALA Rebuild Holloman Take-off main run and replace valves in launcher&receiver	FP-NMG Transm Specific-Replace	369.0	$ -	$ -	$ -	$ -	$ -	$ -	$ -
610	T610000589	NEW-11303	Santa Fe ML Looping	FP-NMG Transm Specifics-New	367.1	$ -	$ -	$ -	$ -	$ -	$ -	$ -
611	T610000589	NEW-11303	Santa Fe ML Looping	FP-NMG Transm Specifics-New	368.0	$ -	$ -	$ -	$ -	$ -	$ -	$ -
612	T610000589	NEW-11303	Santa Fe ML Looping	FP-NMG Transm Specifics-New	369.0	$ -	$ -	$ -	$ -	$ -	$ -	$ -
613	T624000591	PRE-08081	Frontier Maljamar Station Modification	FP-NMG Transm Specific-Replace	367.1	$ -	$ -	$ -	$ -	$ -	$ -	$ -
614	T624000591	PRE-08081	Frontier Maljamar Station Modification	FP-NMG Transm Specific-Replace	368.0	$ -	$ -	$ -	$ -	$ -	$ -	$ -
615	T624000591	PRE-08081	Frontier Maljamar Station Modification	FP-NMG Transm Specific-Replace	369.0	$ -	$ -	$ -	$ -	$ -	$ -	$ -
616	601000592	NCP-12150	2019 C55 Phase II	FP-NMG Intangible	303.3	$ -	$ -	$ -	$ -	$ -	$ -	$ -
617	601000593	NCP-09783	Quorum Upgrade v.16	FP-NMG Intangible	303.3	$ -	$ -	$ -	$ -	$ -	$ -	$ -
618	601000594	NCP-11325	Tracking & Tracing 2019	FP-NMG Intangible	303.3	$ -	$ -	$ -	$ -	$ -	$ -	$ -
619	601000595	NCP-12149	Vista Replacement	FP-NMG Intangible	303.3	$ -	$ -	$ -	$ -	$ -	$ -	$ -

NEW MEXICO GAS COMPANY, INC.

Plant Gross Activity
Base Period - 12 Months Ending March 31, 2023
Future Test Year - 12 Months Ending September 30, 2025

	A	B	C	D	E	M	N	O	P	Q	R	S	T
3	Investment Number	FP Number	Investment Name	FP Type	FERC Account	11/30/2023	12/31/2023	1/31/2024	2/29/2024	3/31/2024	4/30/2024	5/31/2024	6/30/2024
564	601000572	NEW-08497	ABQ Facilities Improvement	FP-NMG Land_Structures&Improven	390.0	$ -	$ 594,638	$ -	$ -	$ 211,696	$ -	$ -	$ 317,544
565	601000573	NCP-13367	ABQ 2019 Pwr Oper Equip	FP-NMG Power Operated Equip	393.0	$ -	$ -	$ -	$ -	$ -	$ -	$ -	$ -
566	601000573	NCP-13367	ABQ 2019 Pwr Oper Equip	FP-NMG Power Operated Equip	396.0	$ -	$ -	$ -	$ -	$ -	$ -	$ -	$ -
567	601000574	NCP-14027	ABQ 2019 Fleet Equip	FP-NMG Transportation Equipment	392.0	$ -	$ -	$ -	$ -	$ -	$ -	$ -	$ -
568	601000574	NCP-14027	ABQ 2019 Fleet Equip	FP-NMG Transportation Equipment	392.1	$ -	$ -	$ -	$ -	$ -	$ -	$ -	$ -
569	601000574	NCP-14027	ABQ 2019 Fleet Equip	FP-NMG Transportation Equipment	392.2	$ -	$ -	$ -	$ -	$ -	$ -	$ -	$ -
570	601000574	NCP-14027	ABQ 2019 Fleet Equip	FP-NMG Transportation Equipment	392.3	$ -	$ -	$ -	$ -	$ -	$ -	$ -	$ -
571	601000575	NCP-09808	Tech Training - 2019	FP-NMG Tools, Shop & Garage Equip	394.0	$ -	$ -	$ -	$ -	$ -	$ -	$ -	$ -
572	625000577	PRE-08089	CLA Sedan Phase I PVC Replacemen	FP-NMG Dist Specific-Replace	376.1	$ -	$ -	$ -	$ -	$ -	$ -	$ -	$ -
573	625000577	PRE-08089	CLA Sedan Phase I PVC Replacemen	FP-NMG Dist Specific-Replace	376.2	$ -	$ -	$ -	$ -	$ -	$ -	$ -	$ -
574	625000577	PRE-08089	CLA Sedan Phase I PVC Replacemen	FP-NMG Dist Specific-Replace	376.4	$ -	$ -	$ -	$ -	$ -	$ -	$ -	$ -
575	625000577	PRE-08089	CLA Sedan Phase I PVC Replacemen	FP-NMG Dist Specific-Replace	380.0	$ -	$ -	$ -	$ -	$ -	$ -	$ -	$ -
576	620000578	PRE-08090	ART PVC/ABS Matrix Replacement Projects - 13th & Gary	FP-NMG Dist Specific-Replace	376.1	$ -	$ -	$ -	$ -	$ -	$ -	$ -	$ -
577	620000578	PRE-08090	ART PVC/ABS Matrix Replacement Projects - 13th & Gary	FP-NMG Dist Specific-Replace	376.2	$ -	$ -	$ -	$ -	$ -	$ -	$ -	$ -
578	620000578	PRE-08090	ART PVC/ABS Matrix Replacement Projects - 13th & Gary	FP-NMG Dist Specific-Replace	376.4	$ -	$ -	$ -	$ -	$ -	$ -	$ -	$ -
579	620000578	PRE-08090	ART PVC/ABS Matrix Replacement Projects - 13th & Gary	FP-NMG Dist Specific-Replace	380.0	$ -	$ -	$ -	$ -	$ -	$ -	$ -	$ -
580	620000579	PRE-08091	ART PVC/ABS Matrix Replacement Projects - Haldeman & Mill Road	FP-NMG Dist Specific-Replace	376.1	$ -	$ -	$ -	$ -	$ -	$ -	$ -	$ -
581	620000579	PRE-08091	ART PVC/ABS Matrix Replacement Projects - Haldeman & Mill Road	FP-NMG Dist Specific-Replace	376.2	$ -	$ -	$ -	$ -	$ -	$ -	$ -	$ -
582	620000579	PRE-08091	ART PVC/ABS Matrix Replacement Projects - Haldeman & Mill Road	FP-NMG Dist Specific-Replace	376.4	$ -	$ -	$ -	$ -	$ -	$ -	$ -	$ -
583	620000579	PRE-08091	ART PVC/ABS Matrix Replacement Projects - Haldeman & Mill Road	FP-NMG Dist Specific-Replace	380.0	$ -	$ -	$ -	$ -	$ -	$ -	$ -	$ -
584	620000580	PRE-08092	ART PVC/ABS Matrix Replacement Projects - 26th & Jackson Road	FP-NMG Dist Specific-Replace	376.1	$ -	$ -	$ -	$ -	$ -	$ -	$ -	$ -
585	620000580	PRE-08092	ART PVC/ABS Matrix Replacement Projects - 26th & Jackson Road	FP-NMG Dist Specific-Replace	376.2	$ -	$ -	$ -	$ -	$ -	$ -	$ -	$ -
586	620000580	PRE-08092	ART PVC/ABS Matrix Replacement Projects - 26th & Jackson Road	FP-NMG Dist Specific-Replace	376.4	$ -	$ -	$ -	$ -	$ -	$ -	$ -	$ -
587	620000580	PRE-08092	ART PVC/ABS Matrix Replacement Projects - 26th & Jackson Road	FP-NMG Dist Specific-Replace	380.0	$ -	$ -	$ -	$ -	$ -	$ -	$ -	$ -
588	627000581	PRE-08093	LOV - Eastern Line PVC Replacement	FP-NMG Dist Specific-Replace	376.1	$ -	$ -	$ -	$ -	$ -	$ -	$ -	$ -
589	627000581	PRE-08093	LOV - Eastern Line PVC Replacement	FP-NMG Dist Specific-Replace	376.2	$ -	$ -	$ -	$ -	$ -	$ -	$ -	$ -
590	627000581	PRE-08093	LOV - Eastern Line PVC Replacement	FP-NMG Dist Specific-Replace	376.4	$ -	$ -	$ -	$ -	$ -	$ -	$ -	$ -
591	627000581	PRE-08093	LOV - Eastern Line PVC Replacement	FP-NMG Dist Specific-Replace	380.0	$ -	$ -	$ -	$ -	$ -	$ -	$ -	$ -
592	629000582	PRE-08094	ROS PVC/ABS Matrix Replacement Projects -Eisenhower North	FP-NMG Dist Specific-Replace	376.1	$ -	$ -	$ -	$ -	$ -	$ -	$ -	$ -
593	629000582	PRE-08094	ROS PVC/ABS Matrix Replacement Projects -Eisenhower North	FP-NMG Dist Specific-Replace	376.2	$ -	$ -	$ -	$ -	$ -	$ -	$ -	$ -
594	629000582	PRE-08094	ROS PVC/ABS Matrix Replacement Projects -Eisenhower North	FP-NMG Dist Specific-Replace	376.4	$ -	$ -	$ -	$ -	$ -	$ -	$ -	$ -
595	629000582	PRE-08094	ROS PVC/ABS Matrix Replacement Projects -Eisenhower North	FP-NMG Dist Specific-Replace	380.0	$ -	$ -	$ -	$ -	$ -	$ -	$ -	$ -
596	667000583	NEW-13307	TAO La Cuchilla Road 2" and 4" Reinforcement	FP-NMG Dist Specific-Replace	376.1	$ -	$ -	$ -	$ -	$ -	$ -	$ -	$ -
597	667000583	NEW-13307	TAO La Cuchilla Road 2" and 4" Reinforcement	FP-NMG Dist Specific-Replace	376.2	$ -	$ -	$ -	$ -	$ -	$ -	$ -	$ -
598	667000583	NEW-13307	TAO La Cuchilla Road 2" and 4" Reinforcement	FP-NMG Dist Specific-Replace	376.4	$ -	$ -	$ -	$ -	$ -	$ -	$ -	$ -
599	667000583	NEW-13307	TAO La Cuchilla Road 2" and 4" Reinforcement	FP-NMG Dist Specific-Replace	380.0	$ -	$ -	$ -	$ -	$ -	$ -	$ -	$ -
600	626000584	TEMP	CLO CR 7 & Highway 70 2-inch PE tie-in North & South	0		$ -	$ -	$ -	$ -	$ -	$ -	$ -	$ -
601	T624000585	TEMP	Amax-Carlsbad ML Tie-In	FP-NMG Transm Specific-Replace	367.1	$ -	$ -	$ -	$ -	$ -	$ -	$ -	$ -
602	T624000585	TEMP	Amax-Carlsbad ML Tie-In	FP-NMG Transm Specific-Replace	368.0	$ -	$ -	$ -	$ -	$ -	$ -	$ -	$ -
603	T624000585	TEMP	Amax-Carlsbad ML Tie-In	FP-NMG Transm Specific-Replace	369.0	$ -	$ -	$ -	$ -	$ -	$ -	$ -	$ -
604	T680000586	TEMP	Rebuild Ambrosia Lake Border Station	FP-NMG Transm Specific-Replace	367.1	$ -	$ -	$ -	$ -	$ -	$ -	$ -	$ -
605	T680000586	TEMP	Rebuild Ambrosia Lake Border Station	FP-NMG Transm Specific-Replace	368.0	$ -	$ -	$ -	$ -	$ -	$ -	$ -	$ -
606	T680000586	TEMP	Rebuild Ambrosia Lake Border Station	FP-NMG Transm Specific-Replace	369.0	$ -	$ -	$ -	$ -	$ -	$ -	$ -	$ -
607	T621000587	PRE-08162	ALA Rebuild Holloman Take-off main run and replace valves in launcher&receiver	FP-NMG Transm Specific-Replace	367.1	$ -	$ -	$ -	$ -	$ -	$ -	$ -	$ -
608	T621000587	PRE-08162	ALA Rebuild Holloman Take-off main run and replace valves in launcher&receiver	FP-NMG Transm Specific-Replace	368.0	$ -	$ -	$ -	$ -	$ -	$ -	$ -	$ -
609	T621000587	PRE-08162	ALA Rebuild Holloman Take-off main run and replace valves in launcher&receiver	FP-NMG Transm Specific-Replace	369.0	$ -	$ -	$ -	$ -	$ -	$ -	$ -	$ -
610	T610000589	NEW-11303	Santa Fe ML Looping	FP-NMG Transm Specifics-New	367.1	$ -	$ -	$ -	$ -	$ -	$ -	$ -	$ -
611	T610000589	NEW-11303	Santa Fe ML Looping	FP-NMG Transm Specifics-New	368.0	$ -	$ -	$ -	$ -	$ -	$ -	$ -	$ -
612	T610000589	NEW-11303	Santa Fe ML Looping	FP-NMG Transm Specifics-New	369.0	$ -	$ -	$ -	$ -	$ -	$ -	$ -	$ -
613	T624000591	PRE-08081	Frontier Maljamar Station Modification	FP-NMG Transm Specific-Replace	367.1	$ -	$ -	$ -	$ -	$ -	$ -	$ -	$ -
614	T624000591	PRE-08081	Frontier Maljamar Station Modification	FP-NMG Transm Specific-Replace	368.0	$ -	$ -	$ -	$ -	$ -	$ -	$ -	$ -
615	T624000591	PRE-08081	Frontier Maljamar Station Modification	FP-NMG Transm Specific-Replace	369.0	$ -	$ -	$ -	$ -	$ -	$ -	$ -	$ -
616	601000592	NCP-12150	2019 C55 Phase II	FP-NMG Intangible	303.3	$ -	$ -	$ -	$ -	$ -	$ -	$ -	$ -
617	601000593	NCP-09783	Quorum Upgrade v.16	FP-NMG Intangible	303.3	$ -	$ -	$ -	$ -	$ -	$ -	$ -	$ -
618	601000594	NCP-11325	Tracking & Tracing 2019	FP-NMG Intangible	303.3	$ -	$ -	$ -	$ -	$ -	$ -	$ -	$ -
619	601000595	NCP-12149	Vista Replacement	FP-NMG Intangible	303.3	$ -	$ -	$ -	$ -	$ -	$ -	$ -	$ -

NEW MEXICO GAS COMPANY, INC.

Plant Gross Activity
Base Period - 12 Months Ending March 31, 2023
Future Test Year - 12 Months Ending September 30, 2025

	A	B	C	D	E	U	V	W	X	Y	Z	AA
3	Investment Number	FP Number	Investment Name	FP Type	FERC Account	7/31/2024	8/31/2024	9/30/2024	10/31/2024	11/30/2024	12/31/2024	1/31/2025
564	601000572	NEW-08497	ABQ Facilities Improvement	FP-NMG Land_Structures&Improven	390.0	$ -	$ -	$ 317,544	$ -	$ -	$ 423,392	$ -
565	601000573	NCP-13367	ABQ 2019 Pwr Oper Equip	FP-NMG Power Operated Equip	393.0	$ -	$ -	$ -	$ -	$ -	$ -	$ -
566	601000573	NCP-13367	ABQ 2019 Pwr Oper Equip	FP-NMG Power Operated Equip	396.0	$ -	$ -	$ -	$ -	$ -	$ -	$ -
567	601000574	NCP-14027	ABQ 2019 Fleet Equip	FP-NMG Transportation Equipment	392.0	$ -	$ -	$ -	$ -	$ -	$ -	$ -
568	601000574	NCP-14027	ABQ 2019 Fleet Equip	FP-NMG Transportation Equipment	392.1	$ -	$ -	$ -	$ -	$ -	$ -	$ -
569	601000574	NCP-14027	ABQ 2019 Fleet Equip	FP-NMG Transportation Equipment	392.2	$ -	$ -	$ -	$ -	$ -	$ -	$ -
570	601000574	NCP-14027	ABQ 2019 Fleet Equip	FP-NMG Transportation Equipment	392.3	$ -	$ -	$ -	$ -	$ -	$ -	$ -
571	601000575	NCP-09808	Tech Training - 2019	FP-NMG Tools, Shop & Garage Equip	394.0	$ -	$ -	$ -	$ -	$ -	$ -	$ -
572	625000577	PRE-08089	CLA Sedan Phase I PVC Replacemen	FP-NMG Dist Specific-Replace	376.1	$ -	$ -	$ -	$ -	$ -	$ -	$ -
573	625000577	PRE-08089	CLA Sedan Phase I PVC Replacemen	FP-NMG Dist Specific-Replace	376.2	$ -	$ -	$ -	$ -	$ -	$ -	$ -
574	625000577	PRE-08089	CLA Sedan Phase I PVC Replacemen	FP-NMG Dist Specific-Replace	376.4	$ -	$ -	$ -	$ -	$ -	$ -	$ -
575	625000577	PRE-08089	CLA Sedan Phase I PVC Replacemen	FP-NMG Dist Specific-Replace	380.0	$ -	$ -	$ -	$ -	$ -	$ -	$ -
576	620000578	PRE-08090	ART PVC/ABS Matrix Replacement Projects - 13th & Gary	FP-NMG Dist Specific-Replace	376.1	$ -	$ -	$ -	$ -	$ -	$ -	$ -
577	620000578	PRE-08090	ART PVC/ABS Matrix Replacement Projects - 13th & Gary	FP-NMG Dist Specific-Replace	376.2	$ -	$ -	$ -	$ -	$ -	$ -	$ -
578	620000578	PRE-08090	ART PVC/ABS Matrix Replacement Projects - 13th & Gary	FP-NMG Dist Specific-Replace	376.4	$ -	$ -	$ -	$ -	$ -	$ -	$ -
579	620000578	PRE-08090	ART PVC/ABS Matrix Replacement Projects - 13th & Gary	FP-NMG Dist Specific-Replace	380.0	$ -	$ -	$ -	$ -	$ -	$ -	$ -
580	620000579	PRE-08091	ART PVC/ABS Matrix Replacement Projects - Haldeman & Mill Road	FP-NMG Dist Specific-Replace	376.1	$ -	$ -	$ -	$ -	$ -	$ -	$ -
581	620000579	PRE-08091	ART PVC/ABS Matrix Replacement Projects - Haldeman & Mill Road	FP-NMG Dist Specific-Replace	376.2	$ -	$ -	$ -	$ -	$ -	$ -	$ -
582	620000579	PRE-08091	ART PVC/ABS Matrix Replacement Projects - Haldeman & Mill Road	FP-NMG Dist Specific-Replace	376.4	$ -	$ -	$ -	$ -	$ -	$ -	$ -
583	620000579	PRE-08091	ART PVC/ABS Matrix Replacement Projects - Haldeman & Mill Road	FP-NMG Dist Specific-Replace	380.0	$ -	$ -	$ -	$ -	$ -	$ -	$ -
584	620000580	PRE-08092	ART PVC/ABS Matrix Replacement Projects - 26th & Jackson Road	FP-NMG Dist Specific-Replace	376.1	$ -	$ -	$ -	$ -	$ -	$ -	$ -
585	620000580	PRE-08092	ART PVC/ABS Matrix Replacement Projects - 26th & Jackson Road	FP-NMG Dist Specific-Replace	376.2	$ -	$ -	$ -	$ -	$ -	$ -	$ -
586	620000580	PRE-08092	ART PVC/ABS Matrix Replacement Projects - 26th & Jackson Road	FP-NMG Dist Specific-Replace	376.4	$ -	$ -	$ -	$ -	$ -	$ -	$ -
587	620000580	PRE-08092	ART PVC/ABS Matrix Replacement Projects - 26th & Jackson Road	FP-NMG Dist Specific-Replace	380.0	$ -	$ -	$ -	$ -	$ -	$ -	$ -
588	627000581	PRE-08093	LOV - Eastern Line PVC Replacement	FP-NMG Dist Specific-Replace	376.1	$ -	$ -	$ 154,137	$ -	$ -	$ -	$ -
589	627000581	PRE-08093	LOV - Eastern Line PVC Replacement	FP-NMG Dist Specific-Replace	376.2	$ -	$ -	$ 1,078,958	$ -	$ -	$ -	$ -
590	627000581	PRE-08093	LOV - Eastern Line PVC Replacement	FP-NMG Dist Specific-Replace	376.4	$ -	$ -	$ 77,068	$ -	$ -	$ -	$ -
591	627000581	PRE-08093	LOV - Eastern Line PVC Replacement	FP-NMG Dist Specific-Replace	380.0	$ -	$ -	$ 231,205	$ -	$ -	$ -	$ -
592	629000582	PRE-08094	ROS PVC/ABS Matrix Replacement Projects -Eisenhower North	FP-NMG Dist Specific-Replace	376.1	$ -	$ -	$ -	$ -	$ -	$ -	$ -
593	629000582	PRE-08094	ROS PVC/ABS Matrix Replacement Projects -Eisenhower North	FP-NMG Dist Specific-Replace	376.2	$ -	$ -	$ -	$ -	$ -	$ -	$ -
594	629000582	PRE-08094	ROS PVC/ABS Matrix Replacement Projects -Eisenhower North	FP-NMG Dist Specific-Replace	376.4	$ -	$ -	$ -	$ -	$ -	$ -	$ -
595	629000582	PRE-08094	ROS PVC/ABS Matrix Replacement Projects -Eisenhower North	FP-NMG Dist Specific-Replace	380.0	$ -	$ -	$ -	$ -	$ -	$ -	$ -
596	667000583	NEW-13307	TAO La Cuchilla Road 2" and 4" Reinforcement	FP-NMG Dist Specific-Replace	376.1	$ -	$ -	$ -	$ -	$ -	$ -	$ -
597	667000583	NEW-13307	TAO La Cuchilla Road 2" and 4" Reinforcement	FP-NMG Dist Specific-Replace	376.2	$ -	$ -	$ -	$ -	$ -	$ -	$ -
598	667000583	NEW-13307	TAO La Cuchilla Road 2" and 4" Reinforcement	FP-NMG Dist Specific-Replace	376.4	$ -	$ -	$ -	$ -	$ -	$ -	$ -
599	667000583	NEW-13307	TAO La Cuchilla Road 2" and 4" Reinforcement	FP-NMG Dist Specific-Replace	380.0	$ -	$ -	$ -	$ -	$ -	$ -	$ -
600	626000584	TEMP	CLO CR 7 & Highway 70 2-inch PE tie-in North & South	0		$ -	$ -	$ -	$ -	$ -	$ -	$ -
601	T624000585	TEMP	Amax-Carlsbad ML Tie-In	FP-NMG Transm Specific-Replace	367.1	$ -	$ -	$ -	$ -	$ -	$ -	$ -
602	T624000585	TEMP	Amax-Carlsbad ML Tie-In	FP-NMG Transm Specific-Replace	368.0	$ -	$ -	$ -	$ -	$ -	$ -	$ -
603	T624000585	TEMP	Amax-Carlsbad ML Tie-In	FP-NMG Transm Specific-Replace	369.0	$ -	$ -	$ -	$ -	$ -	$ -	$ -
604	T680000586	TEMP	Rebuild Ambrosia Lake Border Station	FP-NMG Transm Specific-Replace	367.1	$ -	$ -	$ -	$ -	$ -	$ -	$ -
605	T680000586	TEMP	Rebuild Ambrosia Lake Border Station	FP-NMG Transm Specific-Replace	368.0	$ -	$ -	$ -	$ -	$ -	$ -	$ -
606	T680000586	TEMP	Rebuild Ambrosia Lake Border Station	FP-NMG Transm Specific-Replace	369.0	$ -	$ -	$ -	$ -	$ -	$ -	$ -
607	T621000587	PRE-08162	ALA Rebuild Holloman Take-off main run and replace valves in launcher&receiver	FP-NMG Transm Specific-Replace	367.1	$ -	$ -	$ -	$ -	$ -	$ -	$ -
608	T621000587	PRE-08162	ALA Rebuild Holloman Take-off main run and replace valves in launcher&receiver	FP-NMG Transm Specific-Replace	368.0	$ -	$ -	$ -	$ -	$ -	$ -	$ -
609	T621000587	PRE-08162	ALA Rebuild Holloman Take-off main run and replace valves in launcher&receiver	FP-NMG Transm Specific-Replace	369.0	$ -	$ -	$ -	$ -	$ -	$ -	$ -
610	T610000589	NEW-11303	Santa Fe ML Looping	FP-NMG Transm Specifics-New	367.1	$ -	$ -	$ -	$ -	$ -	$ -	$ -
611	T610000589	NEW-11303	Santa Fe ML Looping	FP-NMG Transm Specifics-New	368.0	$ -	$ -	$ -	$ -	$ -	$ -	$ -
612	T610000589	NEW-11303	Santa Fe ML Looping	FP-NMG Transm Specifics-New	369.0	$ -	$ -	$ -	$ -	$ -	$ -	$ -
613	T624000591	PRE-08081	Frontier Maljamar Station Modification	FP-NMG Transm Specific-Replace	367.1	$ -	$ -	$ -	$ -	$ -	$ -	$ -
614	T624000591	PRE-08081	Frontier Maljamar Station Modification	FP-NMG Transm Specific-Replace	368.0	$ -	$ -	$ -	$ -	$ -	$ -	$ -
615	T624000591	PRE-08081	Frontier Maljamar Station Modification	FP-NMG Transm Specific-Replace	369.0	$ -	$ -	$ -	$ -	$ -	$ -	$ -
616	601000592	NCP-12150	2019 C55 Phase II	FP-NMG Intangible	303.3	$ -	$ -	$ -	$ -	$ -	$ -	$ -
617	601000593	NCP-09783	Quorum Upgrade v.16	FP-NMG Intangible	303.3	$ -	$ -	$ -	$ -	$ -	$ -	$ -
618	601000594	NCP-11325	Tracking & Tracing 2019	FP-NMG Intangible	303.3	$ -	$ -	$ -	$ -	$ -	$ -	$ -
619	601000595	NCP-12149	Vista Replacement	FP-NMG Intangible	303.3	$ -	$ -	$ -	$ -	$ -	$ -	$ -

NEW MEXICO GAS COMPANY, INC.

Plant Gross Activity
Base Period - 12 Months Ending March 31, 2023
Future Test Year - 12 Months Ending September 30, 2025

	A	B	C	D	E	AB	AC	AD	AE	AF	AG	AH	AI
3	Investment Number	FP Number	Investment Name	FP Type	FERC Account	2/28/2025	3/31/2025	4/30/2025	5/31/2025	6/30/2025	7/31/2025	8/31/2025	9/30/2025
564	601000572	NEW-08497	ABQ Facilities Improvement	FP-NMG Land_Structures&Improven	390.0	$ -	$ 219,733	$ -	$ -	$ 329,600	$ -	$ -	$ 329,600
565	601000573	NCP-13367	ABQ 2019 Pwr Oper Equip	FP-NMG Power Operated Equip	393.0	$ -	$ -	$ -	$ -	$ -	$ -	$ -	$ -
566	601000573	NCP-13367	ABQ 2019 Pwr Oper Equip	FP-NMG Power Operated Equip	396.0	$ -	$ -	$ -	$ -	$ -	$ -	$ -	$ -
567	601000574	NCP-14027	ABQ 2019 Fleet Equip	FP-NMG Transportation Equipment	392.0	$ -	$ -	$ -	$ -	$ -	$ -	$ -	$ -
568	601000574	NCP-14027	ABQ 2019 Fleet Equip	FP-NMG Transportation Equipment	392.1	$ -	$ -	$ -	$ -	$ -	$ -	$ -	$ -
569	601000574	NCP-14027	ABQ 2019 Fleet Equip	FP-NMG Transportation Equipment	392.2	$ -	$ -	$ -	$ -	$ -	$ -	$ -	$ -
570	601000574	NCP-14027	ABQ 2019 Fleet Equip	FP-NMG Transportation Equipment	392.3	$ -	$ -	$ -	$ -	$ -	$ -	$ -	$ -
571	601000575	NCP-09808	Tech Training - 2019	FP-NMG Tools, Shop & Garage Equip	394.0	$ -	$ -	$ -	$ -	$ -	$ -	$ -	$ -
572	625000577	PRE-08089	CLA Sedan Phase I PVC Replacemen	FP-NMG Dist Specific-Replace	376.1	$ -	$ -	$ -	$ -	$ -	$ -	$ -	$ -
573	625000577	PRE-08089	CLA Sedan Phase I PVC Replacemen	FP-NMG Dist Specific-Replace	376.2	$ -	$ -	$ -	$ -	$ -	$ -	$ -	$ -
574	625000577	PRE-08089	CLA Sedan Phase I PVC Replacemen	FP-NMG Dist Specific-Replace	376.4	$ -	$ -	$ -	$ -	$ -	$ -	$ -	$ -
575	625000577	PRE-08089	CLA Sedan Phase I PVC Replacemen	FP-NMG Dist Specific-Replace	380.0	$ -	$ -	$ -	$ -	$ -	$ -	$ -	$ -
576	620000578	PRE-08090	ART PVC/ABS Matrix Replacement Projects - 13th & Gary	FP-NMG Dist Specific-Replace	376.1	$ -	$ -	$ -	$ -	$ -	$ -	$ -	$ -
577	620000578	PRE-08090	ART PVC/ABS Matrix Replacement Projects - 13th & Gary	FP-NMG Dist Specific-Replace	376.2	$ -	$ -	$ -	$ -	$ -	$ -	$ -	$ -
578	620000578	PRE-08090	ART PVC/ABS Matrix Replacement Projects - 13th & Gary	FP-NMG Dist Specific-Replace	376.4	$ -	$ -	$ -	$ -	$ -	$ -	$ -	$ -
579	620000578	PRE-08090	ART PVC/ABS Matrix Replacement Projects - 13th & Gary	FP-NMG Dist Specific-Replace	380.0	$ -	$ -	$ -	$ -	$ -	$ -	$ -	$ -
580	620000579	PRE-08091	ART PVC/ABS Matrix Replacement Projects - Haldeman & Mill Road	FP-NMG Dist Specific-Replace	376.1	$ -	$ -	$ -	$ -	$ -	$ -	$ -	$ -
581	620000579	PRE-08091	ART PVC/ABS Matrix Replacement Projects - Haldeman & Mill Road	FP-NMG Dist Specific-Replace	376.2	$ -	$ -	$ -	$ -	$ -	$ -	$ -	$ -
582	620000579	PRE-08091	ART PVC/ABS Matrix Replacement Projects - Haldeman & Mill Road	FP-NMG Dist Specific-Replace	376.4	$ -	$ -	$ -	$ -	$ -	$ -	$ -	$ -
583	620000579	PRE-08091	ART PVC/ABS Matrix Replacement Projects - Haldeman & Mill Road	FP-NMG Dist Specific-Replace	380.0	$ -	$ -	$ -	$ -	$ -	$ -	$ -	$ -
584	620000580	PRE-08092	ART PVC/ABS Matrix Replacement Projects - 26th & Jackson Road	FP-NMG Dist Specific-Replace	376.1	$ -	$ -	$ -	$ -	$ -	$ -	$ -	$ -
585	620000580	PRE-08092	ART PVC/ABS Matrix Replacement Projects - 26th & Jackson Road	FP-NMG Dist Specific-Replace	376.2	$ -	$ -	$ -	$ -	$ -	$ -	$ -	$ -
586	620000580	PRE-08092	ART PVC/ABS Matrix Replacement Projects - 26th & Jackson Road	FP-NMG Dist Specific-Replace	376.4	$ -	$ -	$ -	$ -	$ -	$ -	$ -	$ -
587	620000580	PRE-08092	ART PVC/ABS Matrix Replacement Projects - 26th & Jackson Road	FP-NMG Dist Specific-Replace	380.0	$ -	$ -	$ -	$ -	$ -	$ -	$ -	$ -
588	627000581	PRE-08093	LOV - Eastern Line PVC Replacement	FP-NMG Dist Specific-Replace	376.1	$ -	$ -	$ -	$ -	$ -	$ -	$ -	$ -
589	627000581	PRE-08093	LOV - Eastern Line PVC Replacement	FP-NMG Dist Specific-Replace	376.2	$ -	$ -	$ -	$ -	$ -	$ -	$ -	$ -
590	627000581	PRE-08093	LOV - Eastern Line PVC Replacement	FP-NMG Dist Specific-Replace	376.4	$ -	$ -	$ -	$ -	$ -	$ -	$ -	$ -
591	627000581	PRE-08093	LOV - Eastern Line PVC Replacement	FP-NMG Dist Specific-Replace	380.0	$ -	$ -	$ -	$ -	$ -	$ -	$ -	$ -
592	629000582	PRE-08094	ROS PVC/ABS Matrix Replacement Projects -Eisenhower North	FP-NMG Dist Specific-Replace	376.1	$ -	$ -	$ -	$ -	$ -	$ -	$ -	$ -
593	629000582	PRE-08094	ROS PVC/ABS Matrix Replacement Projects -Eisenhower North	FP-NMG Dist Specific-Replace	376.2	$ -	$ -	$ -	$ -	$ -	$ -	$ -	$ -
594	629000582	PRE-08094	ROS PVC/ABS Matrix Replacement Projects -Eisenhower North	FP-NMG Dist Specific-Replace	376.4	$ -	$ -	$ -	$ -	$ -	$ -	$ -	$ -
595	629000582	PRE-08094	ROS PVC/ABS Matrix Replacement Projects -Eisenhower North	FP-NMG Dist Specific-Replace	380.0	$ -	$ -	$ -	$ -	$ -	$ -	$ -	$ -
596	667000583	NEW-13307	TAO La Cuchilla Road 2" and 4" Reinforcement	FP-NMG Dist Specific-Replace	376.1	$ -	$ -	$ -	$ -	$ -	$ -	$ -	$ -
597	667000583	NEW-13307	TAO La Cuchilla Road 2" and 4" Reinforcement	FP-NMG Dist Specific-Replace	376.2	$ -	$ -	$ -	$ -	$ -	$ -	$ -	$ -
598	667000583	NEW-13307	TAO La Cuchilla Road 2" and 4" Reinforcement	FP-NMG Dist Specific-Replace	376.4	$ -	$ -	$ -	$ -	$ -	$ -	$ -	$ -
599	667000583	NEW-13307	TAO La Cuchilla Road 2" and 4" Reinforcement	FP-NMG Dist Specific-Replace	380.0	$ -	$ -	$ -	$ -	$ -	$ -	$ -	$ -
600	626000584	TEMP	CLO CR 7 & Highway 70 2-inch PE tie-in North & South	0		$ -	$ -	$ -	$ -	$ -	$ -	$ -	$ -
601	T624000585	TEMP	Amax-Carlsbad ML Tie-In	FP-NMG Transm Specific-Replace	367.1	$ -	$ -	$ -	$ -	$ -	$ -	$ -	$ -
602	T624000585	TEMP	Amax-Carlsbad ML Tie-In	FP-NMG Transm Specific-Replace	368.0	$ -	$ -	$ -	$ -	$ -	$ -	$ -	$ -
603	T624000585	TEMP	Amax-Carlsbad ML Tie-In	FP-NMG Transm Specific-Replace	369.0	$ -	$ -	$ -	$ -	$ -	$ -	$ -	$ -
604	T680000586	TEMP	Rebuild Ambrosia Lake Border Station	FP-NMG Transm Specific-Replace	367.1	$ -	$ -	$ -	$ -	$ -	$ -	$ -	$ -
605	T680000586	TEMP	Rebuild Ambrosia Lake Border Station	FP-NMG Transm Specific-Replace	368.0	$ -	$ -	$ -	$ -	$ -	$ -	$ -	$ -
606	T680000586	TEMP	Rebuild Ambrosia Lake Border Station	FP-NMG Transm Specific-Replace	369.0	$ -	$ -	$ -	$ -	$ -	$ -	$ -	$ -
607	T621000587	PRE-08162	ALA Rebuild Holloman Take-off main run and replace valves in launcher&receiver	FP-NMG Transm Specific-Replace	367.1	$ -	$ -	$ -	$ -	$ -	$ -	$ -	$ -
608	T621000587	PRE-08162	ALA Rebuild Holloman Take-off main run and replace valves in launcher&receiver	FP-NMG Transm Specific-Replace	368.0	$ -	$ -	$ -	$ -	$ -	$ -	$ -	$ -
609	T621000587	PRE-08162	ALA Rebuild Holloman Take-off main run and replace valves in launcher&receiver	FP-NMG Transm Specific-Replace	369.0	$ -	$ -	$ -	$ -	$ -	$ -	$ -	$ -
610	T610000589	NEW-11303	Santa Fe ML Looping	FP-NMG Transm Specifics-New	367.1	$ -	$ -	$ -	$ -	$ -	$ -	$ -	$ -
611	T610000589	NEW-11303	Santa Fe ML Looping	FP-NMG Transm Specifics-New	368.0	$ -	$ -	$ -	$ -	$ -	$ -	$ -	$ -
612	T610000589	NEW-11303	Santa Fe ML Looping	FP-NMG Transm Specifics-New	369.0	$ -	$ -	$ -	$ -	$ -	$ -	$ -	$ -
613	T624000591	PRE-08081	Frontier Maljamar Station Modification	FP-NMG Transm Specific-Replace	367.1	$ -	$ -	$ -	$ -	$ -	$ -	$ -	$ -
614	T624000591	PRE-08081	Frontier Maljamar Station Modification	FP-NMG Transm Specific-Replace	368.0	$ -	$ -	$ -	$ -	$ -	$ -	$ -	$ -
615	T624000591	PRE-08081	Frontier Maljamar Station Modification	FP-NMG Transm Specific-Replace	369.0	$ -	$ -	$ -	$ -	$ -	$ -	$ -	$ -
616	601000592	NCP-12150	2019 C55 Phase II	FP-NMG Intangible	303.3	$ -	$ -	$ -	$ -	$ -	$ -	$ -	$ -
617	601000593	NCP-09783	Quorum Upgrade v.16	FP-NMG Intangible	303.3	$ -	$ -	$ -	$ -	$ -	$ -	$ -	$ -
618	601000594	NCP-11325	Tracking & Tracing 2019	FP-NMG Intangible	303.3	$ -	$ -	$ -	$ -	$ -	$ -	$ -	$ -
619	601000595	NCP-12149	Vista Replacement	FP-NMG Intangible	303.3	$ -	$ -	$ -	$ -	$ -	$ -	$ -	$ -

NEW MEXICO GAS COMPANY, INC.

Plant Gross Activity
Base Period - 12 Months Ending March 31, 2023
Future Test Year - 12 Months Ending September 30, 2025

	A	B	C	D	E	F	G	H	I	J	K	L
3	Investment Number	FP Number	Investment Name	FP Type	FERC Account	4/30/2023	5/31/2023	6/30/2023	7/31/2023	8/31/2023	9/30/2023	10/31/2023
620	601000596	NCP-12151	Asset Suite v9 Upgrade	FP-NMG Intangible	303.3	$ -	$ -	$ -	$ -	$ -	$ -	$ -
621	621000597	NEW-08403	Mains - Alamogordo - New	FP-NMG Dist Mains-New	376.2	$ -	$ -	$ 21,541	$ -	$ -	$ 29,787	$ -
622	621000598	NEW-08405	Land, Structures & Sta - Alamogordo - New	FP-NMG Dist Stations-New	378.0	$ -	$ -	$ 1,790	$ -	$ -	$ 1,790	$ -
623	621000598	NEW-08405	Land, Structures & Sta - Alamogordo - New	FP-NMG Dist Stations-New	385.0	$ -	$ -	$ 4,839	$ -	$ -	$ 4,839	$ -
624	621000599	NEW-08406	Meters - Residential - Alamogordo - New	FP-NMG Dist Residential Mtr-New	381.0	$ -	$ -	$ 50,781	$ -	$ -	$ 51,845	$ -
625	621000599	NEW-08406	Meters - Residential - Alamogordo - New	FP-NMG Dist Residential Mtr-New	381.1	$ -	$ -	$ 5,642	$ -	$ -	$ 5,761	$ -
626	621000600	NEW-11823	Meters - Industrial - Alamogordo - New	FP-NMG Dist Industrial Mtr Sets-Nev	378.0	$ -	$ -	$ -	$ -	$ -	$ -	$ -
627	621000601	NEW-08407	Services - Alamogordo - New	FP-NMG Dist Services-New	380.0	$ -	$ -	$ 18,839	$ -	$ -	$ 15,462	$ -
628	621000601	NEW-08407	Services - Alamogordo - New	FP-NMG Dist Services-New	380.1	$ -	$ -	$ 1,863	$ -	$ -	$ 1,529	$ -
629	632000602	NEW-08472	Mains - Silver City - New	FP-NMG Dist Mains-New	376.2	$ -	$ -	$ 3,308	$ -	$ -	$ 32,048	$ -
630	632000603	NEW-08474	Land, Structures & Sta - Silver City - New	FP-NMG Dist Stations-New	378.0	$ -	$ -	$ -	$ -	$ -	$ -	$ -
631	632000603	NEW-08474	Land, Structures & Sta - Silver City - New	FP-NMG Dist Stations-New	385.0	$ -	$ -	$ -	$ -	$ -	$ -	$ -
632	632000604	NEW-08475	Meters - Residential - Silver City - New	FP-NMG Dist Residential Mtr-New	381.0	$ -	$ -	$ 2,476	$ -	$ -	$ 38,913	$ -
633	632000604	NEW-08475	Meters - Residential - Silver City - New	FP-NMG Dist Residential Mtr-New	381.1	$ -	$ -	$ 275	$ -	$ -	$ 4,324	$ -
634	632000605	NEW-08476	Services - Silver City - New	FP-NMG Dist Services-New	380.0	$ -	$ -	$ 3,070	$ -	$ -	$ 19,100	$ -
635	632000605	NEW-08476	Services - Silver City - New	FP-NMG Dist Services-New	380.1	$ -	$ -	$ 304	$ -	$ -	$ 1,889	$ -
636	633000606	NEW-10066	Mains - T or C - New	FP-NMG Dist Mains-New	376.2	$ -	$ -	$ -	$ -	$ -	$ -	$ -
637	633000607	NEW-08479	Land, Structures & Sta - T or C - New	FP-NMG Dist Stations-New	378.0	$ -	$ -	$ -	$ -	$ -	$ -	$ -
638	633000607	NEW-08479	Land, Structures & Sta - T or C - New	FP-NMG Dist Stations-New	385.0	$ -	$ -	$ -	$ -	$ -	$ -	$ -
639	633000608	NEW-08480	Meters - Residential - T or C - New	FP-NMG Dist Residential Mtr-New	381.0	$ -	$ -	$ 29,601	$ -	$ -	$ 10,241	$ -
640	633000608	NEW-08480	Meters - Residential - T or C - New	FP-NMG Dist Residential Mtr-New	381.1	$ -	$ -	$ 3,289	$ -	$ -	$ 1,138	$ -
641	633000609	NEW-08470	Services - T or C - New	FP-NMG Dist Services-New	380.0	$ -	$ -	$ 4,004	$ -	$ -	$ 21,254	$ -
642	633000609	NEW-08470	Services - T or C - New	FP-NMG Dist Services-New	380.1	$ -	$ -	$ 396	$ -	$ -	$ 2,102	$ -
643	622000610	NEW-08482	Mains - Anthony - New	FP-NMG Dist Mains-New	376.2	$ -	$ -	$ 45,533	$ -	$ -	$ 138,913	$ -
644	622000611	NEW-08484	Land, Structures & Sta - Anthony - New	FP-NMG Dist Stations-New	378.0	$ -	$ -	$ 3,999	$ -	$ -	$ -	$ -
645	622000611	NEW-08484	Land, Structures & Sta - Anthony - New	FP-NMG Dist Stations-New	385.0	$ -	$ -	$ 10,812	$ -	$ -	$ -	$ -
646	622000612	NEW-08485	Meters - Residential - Anthony - New	FP-NMG Dist Residential Mtr-New	381.0	$ -	$ -	$ 28,337	$ -	$ -	$ 52,832	$ -
647	622000612	NEW-08485	Meters - Residential - Anthony - New	FP-NMG Dist Residential Mtr-New	381.1	$ -	$ -	$ 3,149	$ -	$ -	$ 5,870	$ -
648	622000613	NEW-08325	Meters - Industrial - Anthony - New	FP-NMG Dist Industrial Mtr Sets-Nev	378.0	$ -	$ -	$ -	$ -	$ -	$ -	$ -
649	622000614	NEW-08486	Services - Anthony - New	FP-NMG Dist Services-New	380.0	$ -	$ -	$ 25,018	$ -	$ -	$ 35,282	$ -
650	622000614	NEW-08486	Services - Anthony - New	FP-NMG Dist Services-New	380.1	$ -	$ -	$ 2,474	$ -	$ -	$ 3,489	$ -
651	621000615	PRE-05765	Mains - Alamogordo - Replace	FP-NMG Dist Mains-Replace	376.1	$ -	$ -	$ 2,268	$ -	$ -	$ 9,439	$ -
652	621000615	PRE-05765	Mains - Alamogordo - Replace	FP-NMG Dist Mains-Replace	376.2	$ -	$ -	$ 2,434	$ -	$ -	$ 10,130	$ -
653	621000615	PRE-05765	Mains - Alamogordo - Replace	FP-NMG Dist Mains-Replace	376.4	$ -	$ -	$ 553	$ -	$ -	$ 2,302	$ -
654	621000615	PRE-05765	Mains - Alamogordo - Replace	FP-NMG Dist Mains-Replace	380.0	$ -	$ -	$ 277	$ -	$ -	$ 1,151	$ -
655	621000616	PRE-05766	Cathodic Protection - Alamogordo - Replace	FP-NMG Dist Cathodic Protection-Re	376.5	$ -	$ -	$ 7,041	$ -	$ -	$ 12,864	$ -
656	621000617	PRE-05767	Land, Structures & Sta - Alamogordo - Replace	FP-NMG Dist Stations-Replace	378.0	$ -	$ -	$ 2,800	$ -	$ -	$ 5,633	$ -
657	621000617	PRE-05767	Land, Structures & Sta - Alamogordo - Replace	FP-NMG Dist Stations-Replace	385.0	$ -	$ -	$ 5,199	$ -	$ -	$ 10,462	$ -
658	621000618	PRE-05768	Meters - Residential - Alamogordo - Replace	FP-NMG Dist Residential Mtr-Replac	381.0	$ -	$ -	$ -	$ -	$ -	$ -	$ -
659	621000619	PRE-05769	Services - Alamogordo - Replace	FP-NMG Dist Services-Replace	380.0	$ -	$ -	$ (3,159)	$ -	$ -	$ 12,380	$ -
660	621000619	PRE-05769	Services - Alamogordo - Replace	FP-NMG Dist Services-Replace	380.1	$ -	$ -	$ (1,419)	$ -	$ -	$ 5,562	$ -
661	632000620	PRE-05770	Mains - Silver City - Replace	FP-NMG Dist Mains-Replace	376.1	$ -	$ -	$ 479	$ -	$ -	$ 1,590	$ -
662	632000620	PRE-05770	Mains - Silver City - Replace	FP-NMG Dist Mains-Replace	376.2	$ -	$ -	$ 514	$ -	$ -	$ 1,706	$ -
663	632000620	PRE-05770	Mains - Silver City - Replace	FP-NMG Dist Mains-Replace	376.4	$ -	$ -	$ 117	$ -	$ -	$ 388	$ -
664	632000620	PRE-05770	Mains - Silver City - Replace	FP-NMG Dist Mains-Replace	380.0	$ -	$ -	$ 58	$ -	$ -	$ 194	$ -
665	632000621	PRE-05771	Cathodic Protection - Silver City - Replace	FP-NMG Dist Cathodic Protection-Re	376.5	$ -	$ -	$ 1,222	$ -	$ -	$ 3,473	$ -
666	632000622	PRE-05772	Land, Structures & Sta - Silver City - Replace	FP-NMG Dist Stations-Replace	378.0	$ -	$ -	$ 1,932	$ -	$ -	$ 3,865	$ -
667	632000622	PRE-05772	Land, Structures & Sta - Silver City - Replace	FP-NMG Dist Stations-Replace	385.0	$ -	$ -	$ 3,589	$ -	$ -	$ 7,177	$ -
668	632000623	PRE-05773	Meters - Residential - Silver City - Replace	FP-NMG Dist Residential Mtr-Replac	381.0	$ -	$ -	$ -	$ -	$ -	$ -	$ -
669	632000624	PRE-07620	Meters - Industrial - Silver City	FP-NMG Dist Industrial Mtr Sets-Rep	378.0	$ -	$ -	$ -	$ -	$ -	$ -	$ -
670	632000625	PRE-05774	Services - Silver City - Replace	FP-NMG Dist Services-Replace	380.0	$ -	$ -	$ 108	$ -	$ -	$ 5,077	$ -
671	632000625	PRE-05774	Services - Silver City - Replace	FP-NMG Dist Services-Replace	380.1	$ -	$ -	$ 48	$ -	$ -	$ 2,281	$ -
672	633000626	PRE-05775	Mains - T or C - Replace	FP-NMG Dist Mains-Replace	376.1	$ -	$ -	$ 106,727	$ -	$ -	$ -	$ -
673	633000626	PRE-05775	Mains - T or C - Replace	FP-NMG Dist Mains-Replace	376.2	$ -	$ -	$ 114,536	$ -	$ -	$ -	$ -
674	633000626	PRE-05775	Mains - T or C - Replace	FP-NMG Dist Mains-Replace	376.4	$ -	$ -	$ 26,031	$ -	$ -	$ -	$ -
675	633000626	PRE-05775	Mains - T or C - Replace	FP-NMG Dist Mains-Replace	380.0	$ -	$ -	$ 13,015	$ -	$ -	$ -	$ -

NEW MEXICO GAS COMPANY, INC.

Plant Gross Activity
Base Period - 12 Months Ending March 31, 2023
Future Test Year - 12 Months Ending September 30, 2025

	A	B	C	D	E	M	N	O	P	Q	R	S	T
3	Investment Number	FP Number	Investment Name	FP Type	FERC Account	11/30/2023	12/31/2023	1/31/2024	2/29/2024	3/31/2024	4/30/2024	5/31/2024	6/30/2024
620	601000596	NCP-12151	Asset Suite v9 Upgrade	FP-NMG Intangible	303.3	$ -	$ -	$ -	$ -	$ -	$ -	$ -	$ -
621	621000597	NEW-08403	Mains - Alamogordo - New	FP-NMG Dist Mains-New	376.2	$ -	$ 18,068	$ -	$ -	$ 17,245	$ -	$ -	$ 57,219
622	621000598	NEW-08405	Land, Structures & Sta - Alamogordo - New	FP-NMG Dist Stations-New	378.0	$ -	$ -	$ -	$ -	$ -	$ -	$ -	$ 1,734
623	621000598	NEW-08405	Land, Structures & Sta - Alamogordo - New	FP-NMG Dist Stations-New	385.0	$ -	$ -	$ -	$ -	$ -	$ -	$ -	$ 4,689
624	621000599	NEW-08406	Meters - Residential - Alamogordo - New	FP-NMG Dist Residential Mtr-New	381.0	$ -	$ 48,608	$ -	$ -	$ 28,898	$ -	$ -	$ 80,036
625	621000599	NEW-08406	Meters - Residential - Alamogordo - New	FP-NMG Dist Residential Mtr-New	381.1	$ -	$ 5,401	$ -	$ -	$ 3,211	$ -	$ -	$ 8,893
626	621000600	NEW-11823	Meters - Industrial - Alamogordo - New	FP-NMG Dist Industrial Mtr Sets-Nev	378.0	$ -	$ -	$ -	$ -	$ -	$ -	$ -	$ -
627	621000601	NEW-08407	Services - Alamogordo - New	FP-NMG Dist Services-New	380.0	$ -	$ 20,905	$ -	$ -	$ 11,502	$ -	$ -	$ 37,018
628	621000601	NEW-08407	Services - Alamogordo - New	FP-NMG Dist Services-New	380.1	$ -	$ 2,068	$ -	$ -	$ 1,138	$ -	$ -	$ 3,661
629	632000602	NEW-08472	Mains - Silver City - New	FP-NMG Dist Mains-New	376.2	$ -	$ 2,418	$ -	$ -	$ 12,433	$ -	$ -	$ 42,195
630	632000603	NEW-08474	Land, Structures & Sta - Silver City - New	FP-NMG Dist Stations-New	378.0	$ -	$ -	$ -	$ -	$ -	$ -	$ -	$ -
631	632000603	NEW-08474	Land, Structures & Sta - Silver City - New	FP-NMG Dist Stations-New	385.0	$ -	$ -	$ -	$ -	$ -	$ -	$ -	$ -
632	632000604	NEW-08475	Meters - Residential - Silver City - New	FP-NMG Dist Residential Mtr-New	381.0	$ -	$ 39,202	$ -	$ -	$ 17,814	$ -	$ -	$ 56,078
633	632000604	NEW-08475	Meters - Residential - Silver City - New	FP-NMG Dist Residential Mtr-New	381.1	$ -	$ 4,356	$ -	$ -	$ 1,979	$ -	$ -	$ 6,231
634	632000605	NEW-08476	Services - Silver City - New	FP-NMG Dist Services-New	380.0	$ -	$ 6,354	$ -	$ -	$ 6,623	$ -	$ -	$ 19,449
635	632000605	NEW-08476	Services - Silver City - New	FP-NMG Dist Services-New	380.1	$ -	$ 628	$ -	$ -	$ 655	$ -	$ -	$ 1,923
636	633000606	NEW-10066	Mains - T or C - New	FP-NMG Dist Mains-New	376.2	$ -	$ -	$ -	$ -	$ -	$ -	$ -	$ -
637	633000607	NEW-08479	Land, Structures & Sta - T or C - New	FP-NMG Dist Stations-New	378.0	$ -	$ -	$ -	$ -	$ -	$ -	$ -	$ -
638	633000607	NEW-08479	Land, Structures & Sta - T or C - New	FP-NMG Dist Stations-New	385.0	$ -	$ -	$ -	$ -	$ -	$ -	$ -	$ -
639	633000608	NEW-08480	Meters - Residential - T or C - New	FP-NMG Dist Residential Mtr-New	381.0	$ -	$ 13,378	$ -	$ -	$ 6,238	$ -	$ -	$ 17,543
640	633000608	NEW-08480	Meters - Residential - T or C - New	FP-NMG Dist Residential Mtr-New	381.1	$ -	$ 1,486	$ -	$ -	$ 693	$ -	$ -	$ 1,949
641	633000609	NEW-08470	Services - T or C - New	FP-NMG Dist Services-New	380.0	$ -	$ 9,214	$ -	$ -	$ 6,960	$ -	$ -	$ 8,809
642	633000609	NEW-08470	Services - T or C - New	FP-NMG Dist Services-New	380.1	$ -	$ 911	$ -	$ -	$ 688	$ -	$ -	$ 871
643	622000610	NEW-08482	Mains - Anthony - New	FP-NMG Dist Mains-New	376.2	$ -	$ 57,577	$ -	$ -	$ (22,482)	$ -	$ -	$ 214,917
644	622000611	NEW-08484	Land, Structures & Sta - Anthony - New	FP-NMG Dist Stations-New	378.0	$ -	$ 4,360	$ -	$ -	$ (2,431)	$ -	$ -	$ -
645	622000611	NEW-08484	Land, Structures & Sta - Anthony - New	FP-NMG Dist Stations-New	385.0	$ -	$ 11,788	$ -	$ -	$ (6,572)	$ -	$ -	$ -
646	622000612	NEW-08485	Meters - Residential - Anthony - New	FP-NMG Dist Residential Mtr-New	381.0	$ -	$ 40,885	$ -	$ -	$ 13,154	$ -	$ -	$ 41,838
647	622000612	NEW-08485	Meters - Residential - Anthony - New	FP-NMG Dist Residential Mtr-New	381.1	$ -	$ 4,543	$ -	$ -	$ 1,462	$ -	$ -	$ 4,649
648	622000613	NEW-08325	Meters - Industrial - Anthony - New	FP-NMG Dist Industrial Mtr Sets-Nev	378.0	$ -	$ -	$ -	$ -	$ -	$ -	$ -	$ -
649	622000614	NEW-08486	Services - Anthony - New	FP-NMG Dist Services-New	380.0	$ -	$ 31,715	$ -	$ -	$ 16,708	$ -	$ -	$ 25,138
650	622000614	NEW-08486	Services - Anthony - New	FP-NMG Dist Services-New	380.1	$ -	$ 3,137	$ -	$ -	$ 1,652	$ -	$ -	$ 2,486
651	621000615	PRE-05765	Mains - Alamogordo - Replace	FP-NMG Dist Mains-Replace	376.1	$ -	$ 5,545	$ -	$ -	$ 1,894	$ -	$ -	$ 3,662
652	621000615	PRE-05765	Mains - Alamogordo - Replace	FP-NMG Dist Mains-Replace	376.2	$ -	$ 5,950	$ -	$ -	$ 2,033	$ -	$ -	$ 3,930
653	621000615	PRE-05765	Mains - Alamogordo - Replace	FP-NMG Dist Mains-Replace	376.4	$ -	$ 1,352	$ -	$ -	$ 462	$ -	$ -	$ 893
654	621000615	PRE-05765	Mains - Alamogordo - Replace	FP-NMG Dist Mains-Replace	380.0	$ -	$ 676	$ -	$ -	$ 231	$ -	$ -	$ 447
655	621000616	PRE-05766	Cathodic Protection - Alamogordo - Replace	FP-NMG Dist Cathodic Protection-Re	376.5	$ -	$ 24,231	$ -	$ -	$ 7,813	$ -	$ -	$ 11,719
656	621000617	PRE-05767	Land, Structures & Sta - Alamogordo - Replace	FP-NMG Dist Stations-Replace	378.0	$ -	$ 7,215	$ -	$ -	$ -	$ -	$ -	$ -
657	621000617	PRE-05767	Land, Structures & Sta - Alamogordo - Replace	FP-NMG Dist Stations-Replace	385.0	$ -	$ 13,399	$ -	$ -	$ -	$ -	$ -	$ -
658	621000618	PRE-05768	Meters - Residential - Alamogordo - Replace	FP-NMG Dist Residential Mtr-Replac	381.0	$ -	$ -	$ -	$ -	$ -	$ -	$ -	$ -
659	621000619	PRE-05769	Services - Alamogordo - Replace	FP-NMG Dist Services-Replace	380.0	$ -	$ 8,566	$ -	$ -	$ 8,780	$ -	$ -	$ 8,495
660	621000619	PRE-05769	Services - Alamogordo - Replace	FP-NMG Dist Services-Replace	380.1	$ -	$ 3,849	$ -	$ -	$ 3,944	$ -	$ -	$ 3,816
661	632000620	PRE-05770	Mains - Silver City - Replace	FP-NMG Dist Mains-Replace	376.1	$ -	$ 3,093	$ -	$ -	$ 183	$ -	$ -	$ 1,983
662	632000620	PRE-05770	Mains - Silver City - Replace	FP-NMG Dist Mains-Replace	376.2	$ -	$ 3,319	$ -	$ -	$ 196	$ -	$ -	$ 2,128
663	632000620	PRE-05770	Mains - Silver City - Replace	FP-NMG Dist Mains-Replace	376.4	$ -	$ 754	$ -	$ -	$ 45	$ -	$ -	$ 484
664	632000620	PRE-05770	Mains - Silver City - Replace	FP-NMG Dist Mains-Replace	380.0	$ -	$ 377	$ -	$ -	$ 22	$ -	$ -	$ 242
665	632000621	PRE-05771	Cathodic Protection - Silver City - Replace	FP-NMG Dist Cathodic Protection-Re	376.5	$ -	$ 4,203	$ -	$ -	$ 1,505	$ -	$ -	$ 2,528
666	632000622	PRE-05772	Land, Structures & Sta - Silver City - Replace	FP-NMG Dist Stations-Replace	378.0	$ -	$ 378	$ -	$ -	$ -	$ -	$ -	$ 2,080
667	632000622	PRE-05772	Land, Structures & Sta - Silver City - Replace	FP-NMG Dist Stations-Replace	385.0	$ -	$ 702	$ -	$ -	$ -	$ -	$ -	$ 3,862
668	632000623	PRE-05773	Meters - Residential - Silver City - Replace	FP-NMG Dist Residential Mtr-Replac	381.0	$ -	$ -	$ -	$ -	$ -	$ -	$ -	$ -
669	632000624	PRE-07620	Meters - Industrial - Silver City	FP-NMG Dist Industrial Mtr Sets-Rep	378.0	$ -	$ -	$ -	$ -	$ -	$ -	$ -	$ -
670	632000625	PRE-05774	Services - Silver City - Replace	FP-NMG Dist Services-Replace	380.0	$ -	$ 8,203	$ -	$ -	$ 1,711	$ -	$ -	$ 7,590
671	632000625	PRE-05774	Services - Silver City - Replace	FP-NMG Dist Services-Replace	380.1	$ -	$ 3,686	$ -	$ -	$ 769	$ -	$ -	$ 3,410
672	633000626	PRE-05775	Mains - T or C - Replace	FP-NMG Dist Mains-Replace	376.1	$ -	$ -	$ -	$ -	$ -	$ -	$ -	$ -
673	633000626	PRE-05775	Mains - T or C - Replace	FP-NMG Dist Mains-Replace	376.2	$ -	$ -	$ -	$ -	$ -	$ -	$ -	$ -
674	633000626	PRE-05775	Mains - T or C - Replace	FP-NMG Dist Mains-Replace	376.4	$ -	$ -	$ -	$ -	$ -	$ -	$ -	$ -
675	633000626	PRE-05775	Mains - T or C - Replace	FP-NMG Dist Mains-Replace	380.0	$ -	$ -	$ -	$ -	$ -	$ -	$ -	$ -

NEW MEXICO GAS COMPANY, INC.

Plant Gross Activity
Base Period - 12 Months Ending March 31, 2023
Future Test Year - 12 Months Ending September 30, 2025

	A	B	C	D	E	U	V	W	X	Y	Z	AA
3	Investment Number	FP Number	Investment Name	FP Type	FERC Account	7/31/2024	8/31/2024	9/30/2024	10/31/2024	11/30/2024	12/31/2024	1/31/2025
620	601000596	NCP-12151	Asset Suite v9 Upgrade	FP-NMG Intangible	303.3	$ -	$ -	$ -	$ -	$ -	$ -	$ -
621	621000597	NEW-08403	Mains - Alamogordo - New	FP-NMG Dist Mains-New	376.2	$ -	$ -	$ 37,015	$ -	$ -	$ 57,109	$ -
622	621000598	NEW-08405	Land, Structures & Sta - Alamogordo - New	FP-NMG Dist Stations-New	378.0	$ -	$ -	$ 1,734	$ -	$ -	$ -	$ -
623	621000598	NEW-08405	Land, Structures & Sta - Alamogordo - New	FP-NMG Dist Stations-New	385.0	$ -	$ -	$ 4,689	$ -	$ -	$ -	$ -
624	621000599	NEW-08406	Meters - Residential - Alamogordo - New	FP-NMG Dist Residential Mtr-New	381.0	$ -	$ -	$ 1,493	$ -	$ -	$ 8,573	$ -
625	621000599	NEW-08406	Meters - Residential - Alamogordo - New	FP-NMG Dist Residential Mtr-New	381.1	$ -	$ -	$ 166	$ -	$ -	$ 953	$ -
626	621000600	NEW-11823	Meters - Industrial - Alamogordo - New	FP-NMG Dist Industrial Mtr Sets-Nev	378.0	$ -	$ -	$ -	$ -	$ -	$ -	$ -
627	621000601	NEW-08407	Services - Alamogordo - New	FP-NMG Dist Services-New	380.0	$ -	$ -	$ 37,142	$ -	$ -	$ 33,781	$ -
628	621000601	NEW-08407	Services - Alamogordo - New	FP-NMG Dist Services-New	380.1	$ -	$ -	$ 3,673	$ -	$ -	$ 3,341	$ -
629	632000602	NEW-08472	Mains - Silver City - New	FP-NMG Dist Mains-New	376.2	$ -	$ -	$ 8,083	$ -	$ -	$ 4,509	$ -
630	632000603	NEW-08474	Land, Structures & Sta - Silver City - New	FP-NMG Dist Stations-New	378.0	$ -	$ -	$ -	$ -	$ -	$ -	$ -
631	632000603	NEW-08474	Land, Structures & Sta - Silver City - New	FP-NMG Dist Stations-New	385.0	$ -	$ -	$ -	$ -	$ -	$ -	$ -
632	632000604	NEW-08475	Meters - Residential - Silver City - New	FP-NMG Dist Residential Mtr-New	381.0	$ -	$ -	$ 6,469	$ -	$ -	$ 10,700	$ -
633	632000604	NEW-08475	Meters - Residential - Silver City - New	FP-NMG Dist Residential Mtr-New	381.1	$ -	$ -	$ 719	$ -	$ -	$ 1,189	$ -
634	632000605	NEW-08476	Services - Silver City - New	FP-NMG Dist Services-New	380.0	$ -	$ -	$ 18,842	$ -	$ -	$ 25,357	$ -
635	632000605	NEW-08476	Services - Silver City - New	FP-NMG Dist Services-New	380.1	$ -	$ -	$ 1,864	$ -	$ -	$ 2,508	$ -
636	633000606	NEW-10066	Mains - T or C - New	FP-NMG Dist Mains-New	376.2	$ -	$ -	$ -	$ -	$ -	$ -	$ -
637	633000607	NEW-08479	Land, Structures & Sta - T or C - New	FP-NMG Dist Stations-New	378.0	$ -	$ -	$ -	$ -	$ -	$ -	$ -
638	633000607	NEW-08479	Land, Structures & Sta - T or C - New	FP-NMG Dist Stations-New	385.0	$ -	$ -	$ -	$ -	$ -	$ -	$ -
639	633000608	NEW-08480	Meters - Residential - T or C - New	FP-NMG Dist Residential Mtr-New	381.0	$ -	$ -	$ (1,424)	$ -	$ -	$ 589	$ -
640	633000608	NEW-08480	Meters - Residential - T or C - New	FP-NMG Dist Residential Mtr-New	381.1	$ -	$ -	$ (158)	$ -	$ -	$ 65	$ -
641	633000609	NEW-08470	Services - T or C - New	FP-NMG Dist Services-New	380.0	$ -	$ -	$ 6,063	$ -	$ -	$ 19,671	$ -
642	633000609	NEW-08470	Services - T or C - New	FP-NMG Dist Services-New	380.1	$ -	$ -	$ 600	$ -	$ -	$ 1,945	$ -
643	622000610	NEW-08482	Mains - Anthony - New	FP-NMG Dist Mains-New	376.2	$ -	$ -	$ 120,649	$ -	$ -	$ 76,524	$ -
644	622000611	NEW-08484	Land, Structures & Sta - Anthony - New	FP-NMG Dist Stations-New	378.0	$ -	$ -	$ -	$ -	$ -	$ 10,709	$ -
645	622000611	NEW-08484	Land, Structures & Sta - Anthony - New	FP-NMG Dist Stations-New	385.0	$ -	$ -	$ -	$ -	$ -	$ 28,953	$ -
646	622000612	NEW-08485	Meters - Residential - Anthony - New	FP-NMG Dist Residential Mtr-New	381.0	$ -	$ -	$ 9,801	$ -	$ -	$ 22,065	$ -
647	622000612	NEW-08485	Meters - Residential - Anthony - New	FP-NMG Dist Residential Mtr-New	381.1	$ -	$ -	$ 1,089	$ -	$ -	$ 2,452	$ -
648	622000613	NEW-08325	Meters - Industrial - Anthony - New	FP-NMG Dist Industrial Mtr Sets-Nev	378.0	$ -	$ -	$ -	$ -	$ -	$ -	$ -
649	622000614	NEW-08486	Services - Anthony - New	FP-NMG Dist Services-New	380.0	$ -	$ -	$ 32,522	$ -	$ -	$ 60,459	$ -
650	622000614	NEW-08486	Services - Anthony - New	FP-NMG Dist Services-New	380.1	$ -	$ -	$ 3,216	$ -	$ -	$ 5,979	$ -
651	621000615	PRE-05765	Mains - Alamogordo - Replace	FP-NMG Dist Mains-Replace	376.1	$ -	$ -	$ 10,082	$ -	$ -	$ 7,100	$ -
652	621000615	PRE-05765	Mains - Alamogordo - Replace	FP-NMG Dist Mains-Replace	376.2	$ -	$ -	$ 10,820	$ -	$ -	$ 7,620	$ -
653	621000615	PRE-05765	Mains - Alamogordo - Replace	FP-NMG Dist Mains-Replace	376.4	$ -	$ -	$ 2,459	$ -	$ -	$ 1,732	$ -
654	621000615	PRE-05765	Mains - Alamogordo - Replace	FP-NMG Dist Mains-Replace	380.0	$ -	$ -	$ 1,229	$ -	$ -	$ 866	$ -
655	621000616	PRE-05766	Cathodic Protection - Alamogordo - Replace	FP-NMG Dist Cathodic Protection-Re	376.5	$ -	$ -	$ 11,719	$ -	$ -	$ 15,626	$ -
656	621000617	PRE-05767	Land, Structures & Sta - Alamogordo - Replace	FP-NMG Dist Stations-Replace	378.0	$ -	$ -	$ 5,637	$ -	$ -	$ 7,236	$ -
657	621000617	PRE-05767	Land, Structures & Sta - Alamogordo - Replace	FP-NMG Dist Stations-Replace	385.0	$ -	$ -	$ 10,469	$ -	$ -	$ 13,438	$ -
658	621000618	PRE-05768	Meters - Residential - Alamogordo - Replace	FP-NMG Dist Residential Mtr-Replac	381.0	$ -	$ -	$ -	$ -	$ -	$ -	$ -
659	621000619	PRE-05769	Services - Alamogordo - Replace	FP-NMG Dist Services-Replace	380.0	$ -	$ -	$ 8,582	$ -	$ -	$ 5,983	$ -
660	621000619	PRE-05769	Services - Alamogordo - Replace	FP-NMG Dist Services-Replace	380.1	$ -	$ -	$ 3,856	$ -	$ -	$ 2,688	$ -
661	632000620	PRE-05770	Mains - Silver City - Replace	FP-NMG Dist Mains-Replace	376.1	$ -	$ -	$ -	$ -	$ -	$ 3,105	$ -
662	632000620	PRE-05770	Mains - Silver City - Replace	FP-NMG Dist Mains-Replace	376.2	$ -	$ -	$ -	$ -	$ -	$ 3,332	$ -
663	632000620	PRE-05770	Mains - Silver City - Replace	FP-NMG Dist Mains-Replace	376.4	$ -	$ -	$ -	$ -	$ -	$ 757	$ -
664	632000620	PRE-05770	Mains - Silver City - Replace	FP-NMG Dist Mains-Replace	380.0	$ -	$ -	$ -	$ -	$ -	$ 379	$ -
665	632000621	PRE-05771	Cathodic Protection - Silver City - Replace	FP-NMG Dist Cathodic Protection-Re	376.5	$ -	$ -	$ 2,181	$ -	$ -	$ 3,299	$ -
666	632000622	PRE-05772	Land, Structures & Sta - Silver City - Replace	FP-NMG Dist Stations-Replace	378.0	$ -	$ -	$ 4,159	$ -	$ -	$ 9,418	$ -
667	632000622	PRE-05772	Land, Structures & Sta - Silver City - Replace	FP-NMG Dist Stations-Replace	385.0	$ -	$ -	$ 7,724	$ -	$ -	$ 17,490	$ -
668	632000623	PRE-05773	Meters - Residential - Silver City - Replace	FP-NMG Dist Residential Mtr-Replac	381.0	$ -	$ -	$ -	$ -	$ -	$ -	$ -
669	632000624	PRE-07620	Meters - Industrial - Silver City	FP-NMG Dist Industrial Mtr Sets-Rep	378.0	$ -	$ -	$ -	$ -	$ -	$ -	$ -
670	632000625	PRE-05774	Services - Silver City - Replace	FP-NMG Dist Services-Replace	380.0	$ -	$ -	$ 2,896	$ -	$ -	$ 3,412	$ -
671	632000625	PRE-05774	Services - Silver City - Replace	FP-NMG Dist Services-Replace	380.1	$ -	$ -	$ 1,301	$ -	$ -	$ 1,533	$ -
672	633000626	PRE-05775	Mains - T or C - Replace	FP-NMG Dist Mains-Replace	376.1	$ -	$ -	$ 7,486	$ -	$ -	$ 17,314	$ -
673	633000626	PRE-05775	Mains - T or C - Replace	FP-NMG Dist Mains-Replace	376.2	$ -	$ -	$ 8,034	$ -	$ -	$ 18,581	$ -
674	633000626	PRE-05775	Mains - T or C - Replace	FP-NMG Dist Mains-Replace	376.4	$ -	$ -	$ 1,826	$ -	$ -	$ 4,223	$ -
675	633000626	PRE-05775	Mains - T or C - Replace	FP-NMG Dist Mains-Replace	380.0	$ -	$ -	$ 913	$ -	$ -	$ 2,111	$ -

NEW MEXICO GAS COMPANY, INC.

Plant Gross Activity
Base Period - 12 Months Ending March 31, 2023
Future Test Year - 12 Months Ending September 30, 2025

	A	B	C	D	E	AB	AC	AD	AE	AF	AG	AH	AI
3	Investment Number	FP Number	Investment Name	FP Type	FERC Account	2/28/2025	3/31/2025	4/30/2025	5/31/2025	6/30/2025	7/31/2025	8/31/2025	9/30/2025
620	601000596	NCP-12151	Asset Suite v9 Upgrade	FP-NMG Intangible	303.3	$ -	$ -	$ -	$ -	$ -	$ -	$ -	$ -
621	621000597	NEW-08403	Mains - Alamogordo - New	FP-NMG Dist Mains-New	376.2	$ -	$ 17,126	$ -	$ -	$ 56,753	$ -	$ -	$ 36,650
622	621000598	NEW-08405	Land, Structures & Sta - Alamogordo - New	FP-NMG Dist Stations-New	378.0	$ -	$ -	$ -	$ -	$ 1,674	$ -	$ -	$ 1,674
623	621000598	NEW-08405	Land, Structures & Sta - Alamogordo - New	FP-NMG Dist Stations-New	385.0	$ -	$ -	$ -	$ -	$ 4,526	$ -	$ -	$ 4,526
624	621000599	NEW-08406	Meters - Residential - Alamogordo - New	FP-NMG Dist Residential Mtr-New	381.0	$ -	$ 28,961	$ -	$ -	$ 80,212	$ -	$ -	$ 1,430
625	621000599	NEW-08406	Meters - Residential - Alamogordo - New	FP-NMG Dist Residential Mtr-New	381.1	$ -	$ 3,218	$ -	$ -	$ 8,912	$ -	$ -	$ 159
626	621000600	NEW-11823	Meters - Industrial - Alamogordo - New	FP-NMG Dist Industrial Mtr Sets-Nev	378.0	$ -	$ -	$ -	$ -	$ -	$ -	$ -	$ -
627	621000601	NEW-08407	Services - Alamogordo - New	FP-NMG Dist Services-New	380.0	$ -	$ 11,194	$ -	$ -	$ 36,408	$ -	$ -	$ 36,604
628	621000601	NEW-08407	Services - Alamogordo - New	FP-NMG Dist Services-New	380.1	$ -	$ 1,107	$ -	$ -	$ 3,601	$ -	$ -	$ 3,620
629	632000602	NEW-08472	Mains - Silver City - New	FP-NMG Dist Mains-New	376.2	$ -	$ 12,148	$ -	$ -	$ 42,022	$ -	$ -	$ 8,016
630	632000603	NEW-08474	Land, Structures & Sta - Silver City - New	FP-NMG Dist Stations-New	378.0	$ -	$ -	$ -	$ -	$ -	$ -	$ -	$ -
631	632000603	NEW-08474	Land, Structures & Sta - Silver City - New	FP-NMG Dist Stations-New	385.0	$ -	$ -	$ -	$ -	$ -	$ -	$ -	$ -
632	632000604	NEW-08475	Meters - Residential - Silver City - New	FP-NMG Dist Residential Mtr-New	381.0	$ -	$ 17,853	$ -	$ -	$ 56,202	$ -	$ -	$ 6,471
633	632000604	NEW-08475	Meters - Residential - Silver City - New	FP-NMG Dist Residential Mtr-New	381.1	$ -	$ 1,984	$ -	$ -	$ 6,245	$ -	$ -	$ 719
634	632000605	NEW-08476	Services - Silver City - New	FP-NMG Dist Services-New	380.0	$ -	$ 6,896	$ -	$ -	$ 19,485	$ -	$ -	$ 18,774
635	632000605	NEW-08476	Services - Silver City - New	FP-NMG Dist Services-New	380.1	$ -	$ 682	$ -	$ -	$ 1,927	$ -	$ -	$ 1,857
636	633000606	NEW-10066	Mains - T or C - New	FP-NMG Dist Mains-New	376.2	$ -	$ -	$ -	$ -	$ -	$ -	$ -	$ -
637	633000607	NEW-08479	Land, Structures & Sta - T or C - New	FP-NMG Dist Stations-New	378.0	$ -	$ -	$ -	$ -	$ -	$ -	$ -	$ -
638	633000607	NEW-08479	Land, Structures & Sta - T or C - New	FP-NMG Dist Stations-New	385.0	$ -	$ -	$ -	$ -	$ -	$ -	$ -	$ -
639	633000608	NEW-08480	Meters - Residential - T or C - New	FP-NMG Dist Residential Mtr-New	381.0	$ -	$ 6,252	$ -	$ -	$ 17,582	$ -	$ -	$ (1,432)
640	633000608	NEW-08480	Meters - Residential - T or C - New	FP-NMG Dist Residential Mtr-New	381.1	$ -	$ 695	$ -	$ -	$ 1,954	$ -	$ -	$ (159)
641	633000609	NEW-08470	Services - T or C - New	FP-NMG Dist Services-New	380.0	$ -	$ 6,899	$ -	$ -	$ 8,743	$ -	$ -	$ 6,034
642	633000609	NEW-08470	Services - T or C - New	FP-NMG Dist Services-New	380.1	$ -	$ 682	$ -	$ -	$ 865	$ -	$ -	$ 597
643	622000610	NEW-08482	Mains - Anthony - New	FP-NMG Dist Mains-New	376.2	$ -	$ (24,218)	$ -	$ -	$ 211,066	$ -	$ -	$ 118,919
644	622000611	NEW-08484	Land, Structures & Sta - Anthony - New	FP-NMG Dist Stations-New	378.0	$ -	$ (2,425)	$ -	$ -	$ -	$ -	$ -	$ -
645	622000611	NEW-08484	Land, Structures & Sta - Anthony - New	FP-NMG Dist Stations-New	385.0	$ -	$ (6,555)	$ -	$ -	$ -	$ -	$ -	$ -
646	622000612	NEW-08485	Meters - Residential - Anthony - New	FP-NMG Dist Residential Mtr-New	381.0	$ -	$ 13,183	$ -	$ -	$ 41,930	$ -	$ -	$ 9,815
647	622000612	NEW-08485	Meters - Residential - Anthony - New	FP-NMG Dist Residential Mtr-New	381.1	$ -	$ 1,465	$ -	$ -	$ 4,659	$ -	$ -	$ 1,091
648	622000613	NEW-08325	Meters - Industrial - Anthony - New	FP-NMG Dist Industrial Mtr Sets-Nev	378.0	$ -	$ -	$ -	$ -	$ -	$ -	$ -	$ -
649	622000614	NEW-08486	Services - Anthony - New	FP-NMG Dist Services-New	380.0	$ -	$ 36,077	$ -	$ -	$ 50,706	$ -	$ -	$ 128,065
650	622000614	NEW-08486	Services - Anthony - New	FP-NMG Dist Services-New	380.1	$ -	$ 3,568	$ -	$ -	$ 5,015	$ -	$ -	$ 12,666
651	621000615	PRE-05765	Mains - Alamogordo - Replace	FP-NMG Dist Mains-Replace	376.1	$ -	$ 1,887	$ -	$ -	$ 3,648	$ -	$ -	$ 2,496
652	621000615	PRE-05765	Mains - Alamogordo - Replace	FP-NMG Dist Mains-Replace	376.2	$ -	$ 2,025	$ -	$ -	$ 3,914	$ -	$ -	$ 2,679
653	621000615	PRE-05765	Mains - Alamogordo - Replace	FP-NMG Dist Mains-Replace	376.4	$ -	$ 460	$ -	$ -	$ 890	$ -	$ -	$ 609
654	621000615	PRE-05765	Mains - Alamogordo - Replace	FP-NMG Dist Mains-Replace	380.0	$ -	$ 230	$ -	$ -	$ 445	$ -	$ -	$ 304
655	621000616	PRE-05766	Cathodic Protection - Alamogordo - Replace	FP-NMG Dist Cathodic Protection-Re	376.5	$ -	$ 2,756	$ -	$ -	$ 11,685	$ -	$ -	$ 11,685
656	621000617	PRE-05767	Land, Structures & Sta - Alamogordo - Replace	FP-NMG Dist Stations-Replace	378.0	$ -	$ -	$ -	$ -	$ -	$ -	$ -	$ 5,618
657	621000617	PRE-05767	Land, Structures & Sta - Alamogordo - Replace	FP-NMG Dist Stations-Replace	385.0	$ -	$ -	$ -	$ -	$ -	$ -	$ -	$ 10,433
658	621000618	PRE-05768	Meters - Residential - Alamogordo - Replace	FP-NMG Dist Residential Mtr-Replac	381.0	$ -	$ -	$ -	$ -	$ -	$ -	$ -	$ -
659	621000619	PRE-05769	Services - Alamogordo - Replace	FP-NMG Dist Services-Replace	380.0	$ -	$ 8,735	$ -	$ -	$ 8,458	$ -	$ -	$ 8,532
660	621000619	PRE-05769	Services - Alamogordo - Replace	FP-NMG Dist Services-Replace	380.1	$ -	$ 3,924	$ -	$ -	$ 3,800	$ -	$ -	$ 3,833
661	632000620	PRE-05770	Mains - Silver City - Replace	FP-NMG Dist Mains-Replace	376.1	$ -	$ 182	$ -	$ -	$ 1,974	$ -	$ -	$ -
662	632000620	PRE-05770	Mains - Silver City - Replace	FP-NMG Dist Mains-Replace	376.2	$ -	$ 195	$ -	$ -	$ 2,118	$ -	$ -	$ -
663	632000620	PRE-05770	Mains - Silver City - Replace	FP-NMG Dist Mains-Replace	376.4	$ -	$ 44	$ -	$ -	$ 481	$ -	$ -	$ -
664	632000620	PRE-05770	Mains - Silver City - Replace	FP-NMG Dist Mains-Replace	380.0	$ -	$ 22	$ -	$ -	$ 241	$ -	$ -	$ -
665	632000621	PRE-05771	Cathodic Protection - Silver City - Replace	FP-NMG Dist Cathodic Protection-Re	376.5	$ -	$ 1,500	$ -	$ -	$ 2,520	$ -	$ -	$ 2,174
666	632000622	PRE-05772	Land, Structures & Sta - Silver City - Replace	FP-NMG Dist Stations-Replace	378.0	$ -	$ -	$ -	$ -	$ 2,069	$ -	$ -	$ 4,138
667	632000622	PRE-05772	Land, Structures & Sta - Silver City - Replace	FP-NMG Dist Stations-Replace	385.0	$ -	$ -	$ -	$ -	$ 3,843	$ -	$ -	$ 7,685
668	632000623	PRE-05773	Meters - Residential - Silver City - Replace	FP-NMG Dist Residential Mtr-Replac	381.0	$ -	$ -	$ -	$ -	$ -	$ -	$ -	$ -
669	632000624	PRE-07620	Meters - Industrial - Silver City	FP-NMG Dist Industrial Mtr Sets-Rep	378.0	$ -	$ -	$ -	$ -	$ -	$ -	$ -	$ -
670	632000625	PRE-05774	Services - Silver City - Replace	FP-NMG Dist Services-Replace	380.0	$ -	$ 1,703	$ -	$ -	$ 7,516	$ -	$ -	$ 2,865
671	632000625	PRE-05774	Services - Silver City - Replace	FP-NMG Dist Services-Replace	380.1	$ -	$ 765	$ -	$ -	$ 3,377	$ -	$ -	$ 1,287
672	633000626	PRE-05775	Mains - T or C - Replace	FP-NMG Dist Mains-Replace	376.1	$ -	$ -	$ -	$ -	$ -	$ -	$ -	$ 7,460
673	633000626	PRE-05775	Mains - T or C - Replace	FP-NMG Dist Mains-Replace	376.2	$ -	$ -	$ -	$ -	$ -	$ -	$ -	$ 8,006
674	633000626	PRE-05775	Mains - T or C - Replace	FP-NMG Dist Mains-Replace	376.4	$ -	$ -	$ -	$ -	$ -	$ -	$ -	$ 1,820
675	633000626	PRE-05775	Mains - T or C - Replace	FP-NMG Dist Mains-Replace	380.0	$ -	$ -	$ -	$ -	$ -	$ -	$ -	$ 910

NEW MEXICO GAS COMPANY, INC.

Plant Gross Activity
Base Period - 12 Months Ending March 31, 2023
Future Test Year - 12 Months Ending September 30, 2025

	A	B	C	D	E	F	G	H	I	J	K	L
3	Investment Number	FP Number	Investment Name	FP Type	FERC Account	4/30/2023	5/31/2023	6/30/2023	7/31/2023	8/31/2023	9/30/2023	10/31/2023
676	633000627	PRE-05776	Cathodic Protection - T or C - Replace	FP-NMG Dist Cathodic Protection-Re	376.5	$ -	$ -	$ 4,784	$ -	$ -	$ -	$ -
677	633000628	PRE-05777	Land, Structures & Sta - T or C - Replace	FP-NMG Dist Stations-Replace	378.0	$ -	$ -	$ -	$ -	$ -	$ -	$ -
678	633000628	PRE-05777	Land, Structures & Sta - T or C - Replace	FP-NMG Dist Stations-Replace	385.0	$ -	$ -	$ -	$ -	$ -	$ -	$ -
679	633000629	PRE-05778	Meters - Residential - T or C - Replace	FP-NMG Dist Residential Mtr-Replac	381.0	$ -	$ -	$ -	$ -	$ -	$ -	$ -
680	633000630	PRE-05779	Services - T or C - Replace	FP-NMG Dist Services-Replace	380.0	$ -	$ -	$ (252)	$ -	$ -	$ 4,644	$ -
681	633000630	PRE-05779	Services - T or C - Replace	FP-NMG Dist Services-Replace	380.1	$ -	$ -	$ (113)	$ -	$ -	$ 2,086	$ -
682	622000631	PRE-05780	Mains - Anthony - Replace	FP-NMG Dist Mains-Replace	376.1	$ -	$ -	$ 10,103	$ -	$ -	$ 1,536	$ -
683	622000631	PRE-05780	Mains - Anthony - Replace	FP-NMG Dist Mains-Replace	376.2	$ -	$ -	$ 10,842	$ -	$ -	$ 1,649	$ -
684	622000631	PRE-05780	Mains - Anthony - Replace	FP-NMG Dist Mains-Replace	376.4	$ -	$ -	$ 2,464	$ -	$ -	$ 375	$ -
685	622000631	PRE-05780	Mains - Anthony - Replace	FP-NMG Dist Mains-Replace	380.0	$ -	$ -	$ 1,232	$ -	$ -	$ 187	$ -
686	622000632	PRE-05781	Cathodic Protection - Anthony - Replace	FP-NMG Dist Cathodic Protection-Re	376.5	$ -	$ -	$ 860	$ -	$ -	$ 2,293	$ -
687	622000633	PRE-05935	Land, Structures & Sta - Anthony - Replace	FP-NMG Dist Stations-Replace	378.0	$ -	$ -	$ 3,644	$ -	$ -	$ 7,411	$ -
688	622000633	PRE-05935	Land, Structures & Sta - Anthony - Replace	FP-NMG Dist Stations-Replace	385.0	$ -	$ -	$ 6,768	$ -	$ -	$ 13,764	$ -
689	622000634	PRE-05782	Meters - Residential - Anthony - Replace	FP-NMG Dist Residential Mtr-Replac	381.0	$ -	$ -	$ -	$ -	$ -	$ -	$ -
690	622000635	PRE-07621	Meters - Industrial - Anthony - Replace	FP-NMG Dist Industrial Mtr Sets-Rep	378.0	$ -	$ -	$ -	$ -	$ -	$ -	$ -
691	622000636	PRE-05783	Services - Anthony - Replace	FP-NMG Dist Services-Replace	380.0	$ -	$ -	$ 84,519	$ -	$ -	$ 427	$ -
692	622000636	PRE-05783	Services - Anthony - Replace	FP-NMG Dist Services-Replace	380.1	$ -	$ -	$ 37,972	$ -	$ -	$ 192	$ -
693	610000637	NEW-08487	Mains - Albuquerque - New	FP-NMG Dist Mains-New	376.2	$ -	$ -	$ 1,278,626	$ -	$ -	$ 287,033	$ -
694	610000638	NEW-08488	Cathodic Protetction - Albuquerque - New	FP-NMG Dist Cathodic Protection-Ne	376.3	$ -	$ -	$ -	$ -	$ -	$ -	$ -
695	610000639	NEW-08489	Land, Structures & Sta - Albuquerque - New	FP-NMG Dist Stations-New	378.0	$ -	$ -	$ 65,016	$ -	$ -	$ 5,278	$ -
696	610000639	NEW-08489	Land, Structures & Sta - Albuquerque - New	FP-NMG Dist Stations-New	385.0	$ -	$ -	$ 175,784	$ -	$ -	$ 14,271	$ -
697	610000640	NEW-08490	Meters - Residential - Albuquerque - New	FP-NMG Dist Residential Mtr-New	381.0	$ -	$ -	$ 859,926	$ -	$ -	$ 651,589	$ -
698	610000640	NEW-08490	Meters - Residential - Albuquerque - New	FP-NMG Dist Residential Mtr-New	381.1	$ -	$ -	$ 95,547	$ -	$ -	$ 72,399	$ -
699	610000641	NEW-08496	Services - Albuquerque - New	FP-NMG Dist Services-New	380.0	$ -	$ -	$ 871,420	$ -	$ -	$ 345,004	$ -
700	610000641	NEW-08496	Services - Albuquerque - New	FP-NMG Dist Services-New	380.1	$ -	$ -	$ 86,184	$ -	$ -	$ 34,121	$ -
701	610000642	PRE-05784	Mains - Albuquerque - Replace	FP-NMG Dist Mains-Replace	376.1	$ -	$ -	$ 143,662	$ -	$ -	$ 157,895	$ -
702	610000642	PRE-05784	Mains - Albuquerque - Replace	FP-NMG Dist Mains-Replace	376.2	$ -	$ -	$ 154,174	$ -	$ -	$ 169,448	$ -
703	610000642	PRE-05784	Mains - Albuquerque - Replace	FP-NMG Dist Mains-Replace	376.4	$ -	$ -	$ 35,039	$ -	$ -	$ 38,511	$ -
704	610000642	PRE-05784	Mains - Albuquerque - Replace	FP-NMG Dist Mains-Replace	380.0	$ -	$ -	$ 17,520	$ -	$ -	$ 19,255	$ -
705	610000643	PRE-05785	Cathodic Protetction - Albuquerque - Replace	FP-NMG Dist Cathodic Protection-Re	376.5	$ -	$ -	$ 319,195	$ -	$ -	$ 90,685	$ -
706	610000644	PRE-05786	Land, Structures & Sta - Albuquerque - Replace	FP-NMG Dist Stations-Replace	378.0	$ -	$ -	$ 8,871	$ -	$ -	$ 14,287	$ -
707	610000644	PRE-05786	Land, Structures & Sta - Albuquerque - Replace	FP-NMG Dist Stations-Replace	385.0	$ -	$ -	$ 16,474	$ -	$ -	$ 26,534	$ -
708	610000645	PRE-05787	Meters - Residential - Albuquerque - Replace	FP-NMG Dist Residential Mtr-Replac	381.0	$ -	$ -	$ -	$ -	$ -	$ -	$ -
709	610000646	PRE-05788	Services - Albuquerque - Replace	FP-NMG Dist Services-Replace	380.0	$ -	$ -	$ 327,757	$ -	$ -	$ 243,358	$ -
710	610000646	PRE-05788	Services - Albuquerque - Replace	FP-NMG Dist Services-Replace	380.1	$ -	$ -	$ 147,253	$ -	$ -	$ 109,335	$ -
711	624000647	NEW-08408	Mains - Carlsbad - New - 2	FP-NMG Dist Mains-New	376.2	$ -	$ -	$ -	$ -	$ -	$ -	$ -
712	624000648	NEW-08312	Mains - Carlsbad - New	FP-NMG Dist Mains-New	376.2	$ -	$ -	$ -	$ -	$ -	$ -	$ -
713	624000649	NEW-08410	Land, Structures & Sta - Carlsbad - New	FP-NMG Dist Stations-New	378.0	$ -	$ -	$ -	$ -	$ -	$ 5,525	$ -
714	624000649	NEW-08410	Land, Structures & Sta - Carlsbad - New	FP-NMG Dist Stations-New	385.0	$ -	$ -	$ -	$ -	$ -	$ 14,939	$ -
715	624000650	NEW-08411	Meters - Residential - Carlsbad - New	FP-NMG Dist Residential Mtr-New	381.0	$ -	$ -	$ 82,069	$ -	$ -	$ 116,305	$ -
716	624000650	NEW-08411	Meters - Residential - Carlsbad - New	FP-NMG Dist Residential Mtr-New	381.1	$ -	$ -	$ 9,119	$ -	$ -	$ 12,923	$ -
717	624000651	NEW-08412	Services - Carlsbad - New	FP-NMG Dist Services-New	380.0	$ -	$ -	$ 151,297	$ -	$ -	$ 87,474	$ -
718	624000651	NEW-08412	Services - Carlsbad - New	FP-NMG Dist Services-New	380.1	$ -	$ -	$ 14,963	$ -	$ -	$ 8,651	$ -
719	620000652	NEW-08528	Mains - Artesia - New	FP-NMG Dist Mains-New	376.2	$ -	$ -	$ 113,210	$ -	$ -	$ 45,789	$ -
720	620000653	NEW-08530	Land, Structures & Sta - Artesia - New	FP-NMG Dist Stations-New	378.0	$ -	$ -	$ 49	$ -	$ -	$ 1,839	$ -
721	620000653	NEW-08530	Land, Structures & Sta - Artesia - New	FP-NMG Dist Stations-New	385.0	$ -	$ -	$ 132	$ -	$ -	$ 4,973	$ -
722	620000654	NEW-08531	Meters - Residential - Artesia - New	FP-NMG Dist Residential Mtr-New	381.0	$ -	$ -	$ 45,957	$ -	$ -	$ -	$ -
723	620000654	NEW-08531	Meters - Residential - Artesia - New	FP-NMG Dist Residential Mtr-New	381.1	$ -	$ -	$ 5,106	$ -	$ -	$ -	$ -
724	620000655	NEW-08532	Services - Artesia - New	FP-NMG Dist Services-New	380.0	$ -	$ -	$ 12,319	$ -	$ -	$ 8,836	$ -
725	620000655	NEW-08532	Services - Artesia - New	FP-NMG Dist Services-New	380.1	$ -	$ -	$ 1,218	$ -	$ -	$ 874	$ -
726	629000656	NEW-08422	Mains - Roswell - New	FP-NMG Dist Mains-New	376.2	$ -	$ -	$ 60,353	$ -	$ -	$ 6,900	$ -
727	629000657	NEW-08424	Land, Structures & Sta - Roswell - New	FP-NMG Dist Stations-New	378.0	$ -	$ -	$ -	$ -	$ -	$ 1,803	$ -
728	629000657	NEW-08424	Land, Structures & Sta - Roswell - New	FP-NMG Dist Stations-New	385.0	$ -	$ -	$ -	$ -	$ -	$ 4,875	$ -
729	629000658	NEW-08425	Meters - Residential - Roswell - New	FP-NMG Dist Residential Mtr-New	381.0	$ -	$ -	$ 65,022	$ -	$ -	$ 31,135	$ -
730	629000658	NEW-08425	Meters - Residential - Roswell - New	FP-NMG Dist Residential Mtr-New	381.1	$ -	$ -	$ 7,225	$ -	$ -	$ 3,459	$ -
731	629000659	NEW-08426	Services - Roswell - New	FP-NMG Dist Services-New	380.0	$ -	$ -	$ 9,440	$ -	$ -	$ 12,895	$ -

NEW MEXICO GAS COMPANY, INC.

Plant Gross Activity
Base Period - 12 Months Ending March 31, 2023
Future Test Year - 12 Months Ending September 30, 2025

	A	B	C	D	E	M	N	O	P	Q	R	S	T
3	Investment Number	FP Number	Investment Name	FP Type	FERC Account	11/30/2023	12/31/2023	1/31/2024	2/29/2024	3/31/2024	4/30/2024	5/31/2024	6/30/2024
676	633000627	PRE-05776	Cathodic Protection - T or C - Replace	FP-NMG Dist Cathodic Protection-Re	376.5	$ -	$ 6,677	$ -	$ -	$ 4,104	$ -	$ -	$ 4,024
677	633000628	PRE-05777	Land, Structures & Sta - T or C - Replace	FP-NMG Dist Stations-Replace	378.0	$ -	$ 6,054	$ -	$ -	$ 608	$ -	$ -	$ 3,264
678	633000628	PRE-05777	Land, Structures & Sta - T or C - Replace	FP-NMG Dist Stations-Replace	385.0	$ -	$ 11,243	$ -	$ -	$ 1,129	$ -	$ -	$ 6,062
679	633000629	PRE-05778	Meters - Residential - T or C - Replace	FP-NMG Dist Residential Mtr-Replac	381.0	$ -	$ -	$ -	$ -	$ -	$ -	$ -	$ -
680	633000630	PRE-05779	Services - T or C - Replace	FP-NMG Dist Services-Replace	380.0	$ -	$ 6,559	$ -	$ -	$ -	$ -	$ -	$ 1,044
681	633000630	PRE-05779	Services - T or C - Replace	FP-NMG Dist Services-Replace	380.1	$ -	$ 2,947	$ -	$ -	$ -	$ -	$ -	$ 469
682	622000631	PRE-05780	Mains - Anthony - Replace	FP-NMG Dist Mains-Replace	376.1	$ -	$ 747	$ -	$ -	$ (5,073)	$ -	$ -	$ 21,154
683	622000631	PRE-05780	Mains - Anthony - Replace	FP-NMG Dist Mains-Replace	376.2	$ -	$ 801	$ -	$ -	$ (5,445)	$ -	$ -	$ 22,702
684	622000631	PRE-05780	Mains - Anthony - Replace	FP-NMG Dist Mains-Replace	376.4	$ -	$ 182	$ -	$ -	$ (1,237)	$ -	$ -	$ 5,159
685	622000631	PRE-05780	Mains - Anthony - Replace	FP-NMG Dist Mains-Replace	380.0	$ -	$ 91	$ -	$ -	$ (619)	$ -	$ -	$ 2,580
686	622000632	PRE-05781	Cathodic Protection - Anthony - Replace	FP-NMG Dist Cathodic Protection-Re	376.5	$ -	$ 1,994	$ -	$ -	$ 664	$ -	$ -	$ 1,511
687	622000633	PRE-05935	Land, Structures & Sta - Anthony - Replace	FP-NMG Dist Stations-Replace	378.0	$ -	$ 62	$ -	$ -	$ -	$ -	$ -	$ 3,639
688	622000633	PRE-05935	Land, Structures & Sta - Anthony - Replace	FP-NMG Dist Stations-Replace	385.0	$ -	$ 114	$ -	$ -	$ -	$ -	$ -	$ 6,759
689	622000634	PRE-05782	Meters - Residential - Anthony - Replace	FP-NMG Dist Residential Mtr-Replac	381.0	$ -	$ -	$ -	$ -	$ -	$ -	$ -	$ -
690	622000635	PRE-07621	Meters - Industrial - Anthony - Replace	FP-NMG Dist Industrial Mtr Sets-Rep	378.0	$ -	$ -	$ -	$ -	$ -	$ -	$ -	$ -
691	622000636	PRE-05783	Services - Anthony - Replace	FP-NMG Dist Services-Replace	380.0	$ -	$ 1,153	$ -	$ -	$ 243	$ -	$ -	$ 364
692	622000636	PRE-05783	Services - Anthony - Replace	FP-NMG Dist Services-Replace	380.1	$ -	$ 518	$ -	$ -	$ 109	$ -	$ -	$ 164
693	610000637	NEW-08487	Mains - Albuquerque - New	FP-NMG Dist Mains-New	376.2	$ -	$ 477,312	$ -	$ -	$ 208,156	$ -	$ -	$ 474,117
694	610000638	NEW-08488	Cathodic Protetction - Albuquerque - New	FP-NMG Dist Cathodic Protection-Ne	376.3	$ -	$ -	$ -	$ -	$ -	$ -	$ -	$ -
695	610000639	NEW-08489	Land, Structures & Sta - Albuquerque - New	FP-NMG Dist Stations-New	378.0	$ -	$ 9,892	$ -	$ -	$ 11,049	$ -	$ -	$ 15,614
696	610000639	NEW-08489	Land, Structures & Sta - Albuquerque - New	FP-NMG Dist Stations-New	385.0	$ -	$ 26,745	$ -	$ -	$ 29,874	$ -	$ -	$ 42,217
697	610000640	NEW-08490	Meters - Residential - Albuquerque - New	FP-NMG Dist Residential Mtr-New	381.0	$ -	$ 1,006,139	$ -	$ -	$ 793,657	$ -	$ -	$ 1,141,813
698	610000640	NEW-08490	Meters - Residential - Albuquerque - New	FP-NMG Dist Residential Mtr-New	381.1	$ -	$ 111,793	$ -	$ -	$ 88,184	$ -	$ -	$ 126,868
699	610000641	NEW-08496	Services - Albuquerque - New	FP-NMG Dist Services-New	380.0	$ -	$ 1,272,191	$ -	$ -	$ 677,816	$ -	$ -	$ 991,597
700	610000641	NEW-08496	Services - Albuquerque - New	FP-NMG Dist Services-New	380.1	$ -	$ 125,821	$ -	$ -	$ 67,037	$ -	$ -	$ 98,070
701	610000642	PRE-05784	Mains - Albuquerque - Replace	FP-NMG Dist Mains-Replace	376.1	$ -	$ 187,470	$ -	$ -	$ 123,415	$ -	$ -	$ 152,556
702	610000642	PRE-05784	Mains - Albuquerque - Replace	FP-NMG Dist Mains-Replace	376.2	$ -	$ 201,188	$ -	$ -	$ 132,445	$ -	$ -	$ 163,719
703	610000642	PRE-05784	Mains - Albuquerque - Replace	FP-NMG Dist Mains-Replace	376.4	$ -	$ 45,725	$ -	$ -	$ 30,101	$ -	$ -	$ 37,209
704	610000642	PRE-05784	Mains - Albuquerque - Replace	FP-NMG Dist Mains-Replace	380.0	$ -	$ 22,862	$ -	$ -	$ 15,051	$ -	$ -	$ 18,604
705	610000643	PRE-05785	Cathodic Protetction - Albuquerque - Replace	FP-NMG Dist Cathodic Protection-Re	376.5	$ -	$ 120,022	$ -	$ -	$ 122,836	$ -	$ -	$ 196,334
706	610000644	PRE-05786	Land, Structures & Sta - Albuquerque - Replace	FP-NMG Dist Stations-Replace	378.0	$ -	$ 19,171	$ -	$ -	$ 9,803	$ -	$ -	$ 28,785
707	610000644	PRE-05786	Land, Structures & Sta - Albuquerque - Replace	FP-NMG Dist Stations-Replace	385.0	$ -	$ 35,603	$ -	$ -	$ 18,206	$ -	$ -	$ 53,458
708	610000645	PRE-05787	Meters - Residential - Albuquerque - Replace	FP-NMG Dist Residential Mtr-Replac	381.0	$ -	$ -	$ -	$ -	$ -	$ -	$ -	$ -
709	610000646	PRE-05788	Services - Albuquerque - Replace	FP-NMG Dist Services-Replace	380.0	$ -	$ 327,421	$ -	$ -	$ 293,157	$ -	$ -	$ 419,131
710	610000646	PRE-05788	Services - Albuquerque - Replace	FP-NMG Dist Services-Replace	380.1	$ -	$ 147,102	$ -	$ -	$ 131,708	$ -	$ -	$ 188,305
711	624000647	NEW-08408	Mains - Carlsbad - New - 2	FP-NMG Dist Mains-New	376.2	$ -	$ -	$ -	$ -	$ -	$ -	$ -	$ -
712	624000648	NEW-08312	Mains - Carlsbad - New	FP-NMG Dist Mains-New	376.2	$ -	$ -	$ -	$ -	$ -	$ -	$ -	$ -
713	624000649	NEW-08410	Land, Structures & Sta - Carlsbad - New	FP-NMG Dist Stations-New	378.0	$ -	$ -	$ -	$ -	$ -	$ -	$ -	$ -
714	624000649	NEW-08410	Land, Structures & Sta - Carlsbad - New	FP-NMG Dist Stations-New	385.0	$ -	$ -	$ -	$ -	$ -	$ -	$ -	$ -
715	624000650	NEW-08411	Meters - Residential - Carlsbad - New	FP-NMG Dist Residential Mtr-New	381.0	$ -	$ 46,194	$ -	$ -	$ 39,701	$ -	$ -	$ 61,049
716	624000650	NEW-08411	Meters - Residential - Carlsbad - New	FP-NMG Dist Residential Mtr-New	381.1	$ -	$ 5,133	$ -	$ -	$ 4,411	$ -	$ -	$ 6,783
717	624000651	NEW-08412	Services - Carlsbad - New	FP-NMG Dist Services-New	380.0	$ -	$ 89,514	$ -	$ -	$ 29,455	$ -	$ -	$ 49,465
718	624000651	NEW-08412	Services - Carlsbad - New	FP-NMG Dist Services-New	380.1	$ -	$ 8,853	$ -	$ -	$ 2,913	$ -	$ -	$ 4,892
719	620000652	NEW-08528	Mains - Artesia - New	FP-NMG Dist Mains-New	376.2	$ -	$ 33,441	$ -	$ -	$ (10,445)	$ -	$ -	$ 81,669
720	620000653	NEW-08530	Land, Structures & Sta - Artesia - New	FP-NMG Dist Stations-New	378.0	$ -	$ 265	$ -	$ -	$ -	$ -	$ -	$ 645
721	620000653	NEW-08530	Land, Structures & Sta - Artesia - New	FP-NMG Dist Stations-New	385.0	$ -	$ 718	$ -	$ -	$ -	$ -	$ -	$ 1,743
722	620000654	NEW-08531	Meters - Residential - Artesia - New	FP-NMG Dist Residential Mtr-New	381.0	$ -	$ -	$ -	$ -	$ 7,024	$ -	$ -	$ 9,759
723	620000654	NEW-08531	Meters - Residential - Artesia - New	FP-NMG Dist Residential Mtr-New	381.1	$ -	$ -	$ -	$ -	$ 780	$ -	$ -	$ 1,084
724	620000655	NEW-08532	Services - Artesia - New	FP-NMG Dist Services-New	380.0	$ -	$ 4,869	$ -	$ -	$ 1,629	$ -	$ -	$ 5,849
725	620000655	NEW-08532	Services - Artesia - New	FP-NMG Dist Services-New	380.1	$ -	$ 482	$ -	$ -	$ 161	$ -	$ -	$ 578
726	629000656	NEW-08422	Mains - Roswell - New	FP-NMG Dist Mains-New	376.2	$ -	$ 4,178	$ -	$ -	$ 1,642	$ -	$ -	$ (5,037)
727	629000657	NEW-08424	Land, Structures & Sta - Roswell - New	FP-NMG Dist Stations-New	378.0	$ -	$ 2,112	$ -	$ -	$ -	$ -	$ -	$ 2,065
728	629000657	NEW-08424	Land, Structures & Sta - Roswell - New	FP-NMG Dist Stations-New	385.0	$ -	$ 5,710	$ -	$ -	$ -	$ -	$ -	$ 5,583
729	629000658	NEW-08425	Meters - Residential - Roswell - New	FP-NMG Dist Residential Mtr-New	381.0	$ -	$ -	$ -	$ -	$ 27,600	$ -	$ -	$ 68,136
730	629000658	NEW-08425	Meters - Residential - Roswell - New	FP-NMG Dist Residential Mtr-New	381.1	$ -	$ -	$ -	$ -	$ 3,067	$ -	$ -	$ 7,571
731	629000659	NEW-08426	Services - Roswell - New	FP-NMG Dist Services-New	380.0	$ -	$ 18,244	$ -	$ -	$ 16,277	$ -	$ -	$ 4,917

NEW MEXICO GAS COMPANY, INC.

Plant Gross Activity
Base Period - 12 Months Ending March 31, 2023
Future Test Year - 12 Months Ending September 30, 2025

	A	B	C	D	E	U	V	W	X	Y	Z	AA
3	Investment Number	FP Number	Investment Name	FP Type	FERC Account	7/31/2024	8/31/2024	9/30/2024	10/31/2024	11/30/2024	12/31/2024	1/31/2025
676	633000627	PRE-05776	Cathodic Protection - T or C - Replace	FP-NMG Dist Cathodic Protection-Re	376.5	$ -	$ -	$ 2,028	$ -	$ -	$ 3,577	$ -
677	633000628	PRE-05777	Land, Structures & Sta - T or C - Replace	FP-NMG Dist Stations-Replace	378.0	$ -	$ -	$ 912	$ -	$ -	$ 1,216	$ -
678	633000628	PRE-05777	Land, Structures & Sta - T or C - Replace	FP-NMG Dist Stations-Replace	385.0	$ -	$ -	$ 1,694	$ -	$ -	$ 2,259	$ -
679	633000629	PRE-05778	Meters - Residential - T or C - Replace	FP-NMG Dist Residential Mtr-Replac	381.0	$ -	$ -	$ -	$ -	$ -	$ -	$ -
680	633000630	PRE-05779	Services - T or C - Replace	FP-NMG Dist Services-Replace	380.0	$ -	$ -	$ 100	$ -	$ -	$ 9,540	$ -
681	633000630	PRE-05779	Services - T or C - Replace	FP-NMG Dist Services-Replace	380.1	$ -	$ -	$ 45	$ -	$ -	$ 4,286	$ -
682	622000631	PRE-05780	Mains - Anthony - Replace	FP-NMG Dist Mains-Replace	376.1	$ -	$ -	$ 773	$ -	$ -	$ 1,590	$ -
683	622000631	PRE-05780	Mains - Anthony - Replace	FP-NMG Dist Mains-Replace	376.2	$ -	$ -	$ 830	$ -	$ -	$ 1,707	$ -
684	622000631	PRE-05780	Mains - Anthony - Replace	FP-NMG Dist Mains-Replace	376.4	$ -	$ -	$ 189	$ -	$ -	$ 388	$ -
685	622000631	PRE-05780	Mains - Anthony - Replace	FP-NMG Dist Mains-Replace	380.0	$ -	$ -	$ 94	$ -	$ -	$ 194	$ -
686	622000632	PRE-05781	Cathodic Protection - Anthony - Replace	FP-NMG Dist Cathodic Protection-Re	376.5	$ -	$ -	$ 1,645	$ -	$ -	$ 1,327	$ -
687	622000633	PRE-05935	Land, Structures & Sta - Anthony - Replace	FP-NMG Dist Stations-Replace	378.0	$ -	$ -	$ 7,417	$ -	$ -	$ 62	$ -
688	622000633	PRE-05935	Land, Structures & Sta - Anthony - Replace	FP-NMG Dist Stations-Replace	385.0	$ -	$ -	$ 13,774	$ -	$ -	$ 115	$ -
689	622000634	PRE-05782	Meters - Residential - Anthony - Replace	FP-NMG Dist Residential Mtr-Replac	381.0	$ -	$ -	$ -	$ -	$ -	$ -	$ -
690	622000635	PRE-07621	Meters - Industrial - Anthony - Replace	FP-NMG Dist Industrial Mtr Sets-Rep	378.0	$ -	$ -	$ -	$ -	$ -	$ -	$ -
691	622000636	PRE-05783	Services - Anthony - Replace	FP-NMG Dist Services-Replace	380.0	$ -	$ -	$ 427	$ -	$ -	$ 1,156	$ -
692	622000636	PRE-05783	Services - Anthony - Replace	FP-NMG Dist Services-Replace	380.1	$ -	$ -	$ 192	$ -	$ -	$ 519	$ -
693	610000637	NEW-08487	Mains - Albuquerque - New	FP-NMG Dist Mains-New	376.2	$ -	$ -	$ 446,294	$ -	$ -	$ 642,937	$ -
694	610000638	NEW-08488	Cathodic Protetction - Albuquerque - New	FP-NMG Dist Cathodic Protection-Ne	376.3	$ -	$ -	$ -	$ -	$ -	$ -	$ -
695	610000639	NEW-08489	Land, Structures & Sta - Albuquerque - New	FP-NMG Dist Stations-New	378.0	$ -	$ -	$ 15,706	$ -	$ -	$ 22,759	$ -
696	610000639	NEW-08489	Land, Structures & Sta - Albuquerque - New	FP-NMG Dist Stations-New	385.0	$ -	$ -	$ 42,464	$ -	$ -	$ 61,533	$ -
697	610000640	NEW-08490	Meters - Residential - Albuquerque - New	FP-NMG Dist Residential Mtr-New	381.0	$ -	$ -	$ 908,406	$ -	$ -	$ 866,351	$ -
698	610000640	NEW-08490	Meters - Residential - Albuquerque - New	FP-NMG Dist Residential Mtr-New	381.1	$ -	$ -	$ 100,934	$ -	$ -	$ 96,261	$ -
699	610000641	NEW-08496	Services - Albuquerque - New	FP-NMG Dist Services-New	380.0	$ -	$ -	$ 504,234	$ -	$ -	$ 895,161	$ -
700	610000641	NEW-08496	Services - Albuquerque - New	FP-NMG Dist Services-New	380.1	$ -	$ -	$ 49,869	$ -	$ -	$ 88,532	$ -
701	610000642	PRE-05784	Mains - Albuquerque - Replace	FP-NMG Dist Mains-Replace	376.1	$ -	$ -	$ 204,511	$ -	$ -	$ 185,269	$ -
702	610000642	PRE-05784	Mains - Albuquerque - Replace	FP-NMG Dist Mains-Replace	376.2	$ -	$ -	$ 219,475	$ -	$ -	$ 198,825	$ -
703	610000642	PRE-05784	Mains - Albuquerque - Replace	FP-NMG Dist Mains-Replace	376.4	$ -	$ -	$ 49,881	$ -	$ -	$ 45,187	$ -
704	610000642	PRE-05784	Mains - Albuquerque - Replace	FP-NMG Dist Mains-Replace	380.0	$ -	$ -	$ 24,940	$ -	$ -	$ 22,594	$ -
705	610000643	PRE-05785	Cathodic Protetction - Albuquerque - Replace	FP-NMG Dist Cathodic Protection-Re	376.5	$ -	$ -	$ 264,281	$ -	$ -	$ 326,177	$ -
706	610000644	PRE-05786	Land, Structures & Sta - Albuquerque - Replace	FP-NMG Dist Stations-Replace	378.0	$ -	$ -	$ 34,652	$ -	$ -	$ 25,885	$ -
707	610000644	PRE-05786	Land, Structures & Sta - Albuquerque - Replace	FP-NMG Dist Stations-Replace	385.0	$ -	$ -	$ 64,353	$ -	$ -	$ 48,071	$ -
708	610000645	PRE-05787	Meters - Residential - Albuquerque - Replace	FP-NMG Dist Residential Mtr-Replac	381.0	$ -	$ -	$ -	$ -	$ -	$ -	$ -
709	610000646	PRE-05788	Services - Albuquerque - Replace	FP-NMG Dist Services-Replace	380.0	$ -	$ -	$ 350,746	$ -	$ -	$ 407,467	$ -
710	610000646	PRE-05788	Services - Albuquerque - Replace	FP-NMG Dist Services-Replace	380.1	$ -	$ -	$ 157,582	$ -	$ -	$ 183,065	$ -
711	624000647	NEW-08408	Mains - Carlsbad - New - 2	FP-NMG Dist Mains-New	376.2	$ -	$ -	$ -	$ -	$ -	$ -	$ -
712	624000648	NEW-08312	Mains - Carlsbad - New	FP-NMG Dist Mains-New	376.2	$ -	$ -	$ -	$ -	$ -	$ -	$ -
713	624000649	NEW-08410	Land, Structures & Sta - Carlsbad - New	FP-NMG Dist Stations-New	378.0	$ -	$ -	$ 5,241	$ -	$ -	$ -	$ -
714	624000649	NEW-08410	Land, Structures & Sta - Carlsbad - New	FP-NMG Dist Stations-New	385.0	$ -	$ -	$ 14,171	$ -	$ -	$ -	$ -
715	624000650	NEW-08411	Meters - Residential - Carlsbad - New	FP-NMG Dist Residential Mtr-New	381.0	$ -	$ -	$ 59,454	$ -	$ -	$ 80,579	$ -
716	624000650	NEW-08411	Meters - Residential - Carlsbad - New	FP-NMG Dist Residential Mtr-New	381.1	$ -	$ -	$ 6,606	$ -	$ -	$ 8,953	$ -
717	624000651	NEW-08412	Services - Carlsbad - New	FP-NMG Dist Services-New	380.0	$ -	$ -	$ 81,867	$ -	$ -	$ 82,000	$ -
718	624000651	NEW-08412	Services - Carlsbad - New	FP-NMG Dist Services-New	380.1	$ -	$ -	$ 8,097	$ -	$ -	$ 8,110	$ -
719	620000652	NEW-08528	Mains - Artesia - New	FP-NMG Dist Mains-New	376.2	$ -	$ -	$ 89,610	$ -	$ -	$ 33,610	$ -
720	620000653	NEW-08530	Land, Structures & Sta - Artesia - New	FP-NMG Dist Stations-New	378.0	$ -	$ -	$ 1,192	$ -	$ -	$ 266	$ -
721	620000653	NEW-08530	Land, Structures & Sta - Artesia - New	FP-NMG Dist Stations-New	385.0	$ -	$ -	$ 3,223	$ -	$ -	$ 720	$ -
722	620000654	NEW-08531	Meters - Residential - Artesia - New	FP-NMG Dist Residential Mtr-New	381.0	$ -	$ -	$ 9,326	$ -	$ -	$ 9,169	$ -
723	620000654	NEW-08531	Meters - Residential - Artesia - New	FP-NMG Dist Residential Mtr-New	381.1	$ -	$ -	$ 1,036	$ -	$ -	$ 1,019	$ -
724	620000655	NEW-08532	Services - Artesia - New	FP-NMG Dist Services-New	380.0	$ -	$ -	$ 10,821	$ -	$ -	$ 12,515	$ -
725	620000655	NEW-08532	Services - Artesia - New	FP-NMG Dist Services-New	380.1	$ -	$ -	$ 1,070	$ -	$ -	$ 1,238	$ -
726	629000656	NEW-08422	Mains - Roswell - New	FP-NMG Dist Mains-New	376.2	$ -	$ -	$ 9,389	$ -	$ -	$ 28,858	$ -
727	629000657	NEW-08424	Land, Structures & Sta - Roswell - New	FP-NMG Dist Stations-New	378.0	$ -	$ -	$ -	$ -	$ -	$ 2,261	$ -
728	629000657	NEW-08424	Land, Structures & Sta - Roswell - New	FP-NMG Dist Stations-New	385.0	$ -	$ -	$ -	$ -	$ -	$ 6,114	$ -
729	629000658	NEW-08425	Meters - Residential - Roswell - New	FP-NMG Dist Residential Mtr-New	381.0	$ -	$ -	$ (6,234)	$ -	$ -	$ 54,528	$ -
730	629000658	NEW-08425	Meters - Residential - Roswell - New	FP-NMG Dist Residential Mtr-New	381.1	$ -	$ -	$ (693)	$ -	$ -	$ 6,059	$ -
731	629000659	NEW-08426	Services - Roswell - New	FP-NMG Dist Services-New	380.0	$ -	$ -	$ 8,640	$ -	$ -	$ 30,078	$ -

NEW MEXICO GAS COMPANY, INC.

Plant Gross Activity
Base Period - 12 Months Ending March 31, 2023
Future Test Year - 12 Months Ending September 30, 2025

	A	B	C	D	E	AB	AC	AD	AE	AF	AG	AH	AI
3	Investment Number	FP Number	Investment Name	FP Type	FERC Account	2/28/2025	3/31/2025	4/30/2025	5/31/2025	6/30/2025	7/31/2025	8/31/2025	9/30/2025
676	633000627	PRE-05776	Cathodic Protection - T or C - Replace	FP-NMG Dist Cathodic Protection-Re	376.5	$ -	$ 4,088	$ -	$ -	$ 4,007	$ -	$ -	$ 2,021
677	633000628	PRE-05777	Land, Structures & Sta - T or C - Replace	FP-NMG Dist Stations-Replace	378.0	$ -	$ -	$ -	$ -	$ 6,226	$ -	$ -	$ -
678	633000628	PRE-05777	Land, Structures & Sta - T or C - Replace	FP-NMG Dist Stations-Replace	385.0	$ -	$ -	$ -	$ -	$ 11,562	$ -	$ -	$ -
679	633000629	PRE-05778	Meters - Residential - T or C - Replace	FP-NMG Dist Residential Mtr-Replac	381.0	$ -	$ -	$ -	$ -	$ -	$ -	$ -	$ -
680	633000630	PRE-05779	Services - T or C - Replace	FP-NMG Dist Services-Replace	380.0	$ -	$ -	$ -	$ -	$ 1,039	$ -	$ -	$ 99
681	633000630	PRE-05779	Services - T or C - Replace	FP-NMG Dist Services-Replace	380.1	$ -	$ -	$ -	$ -	$ 467	$ -	$ -	$ 44
682	622000631	PRE-05780	Mains - Anthony - Replace	FP-NMG Dist Mains-Replace	376.1	$ -	$ (5,061)	$ -	$ -	$ 21,066	$ -	$ -	$ 770
683	622000631	PRE-05780	Mains - Anthony - Replace	FP-NMG Dist Mains-Replace	376.2	$ -	$ (5,431)	$ -	$ -	$ 22,607	$ -	$ -	$ 827
684	622000631	PRE-05780	Mains - Anthony - Replace	FP-NMG Dist Mains-Replace	376.4	$ -	$ (1,234)	$ -	$ -	$ 5,138	$ -	$ -	$ 188
685	622000631	PRE-05780	Mains - Anthony - Replace	FP-NMG Dist Mains-Replace	380.0	$ -	$ (617)	$ -	$ -	$ 2,569	$ -	$ -	$ 94
686	622000632	PRE-05781	Cathodic Protection - Anthony - Replace	FP-NMG Dist Cathodic Protection-Re	376.5	$ -	$ 662	$ -	$ -	$ 1,506	$ -	$ -	$ 1,639
687	622000633	PRE-05935	Land, Structures & Sta - Anthony - Replace	FP-NMG Dist Stations-Replace	378.0	$ -	$ -	$ -	$ -	$ 3,630	$ -	$ -	$ 7,391
688	622000633	PRE-05935	Land, Structures & Sta - Anthony - Replace	FP-NMG Dist Stations-Replace	385.0	$ -	$ -	$ -	$ -	$ 6,741	$ -	$ -	$ 13,726
689	622000634	PRE-05782	Meters - Residential - Anthony - Replace	FP-NMG Dist Residential Mtr-Replac	381.0	$ -	$ -	$ -	$ -	$ -	$ -	$ -	$ -
690	622000635	PRE-07621	Meters - Industrial - Anthony - Replace	FP-NMG Dist Industrial Mtr Sets-Rep	378.0	$ -	$ -	$ -	$ -	$ -	$ -	$ -	$ -
691	622000636	PRE-05783	Services - Anthony - Replace	FP-NMG Dist Services-Replace	380.0	$ -	$ 242	$ -	$ -	$ 363	$ -	$ -	$ 425
692	622000636	PRE-05783	Services - Anthony - Replace	FP-NMG Dist Services-Replace	380.1	$ -	$ 109	$ -	$ -	$ 163	$ -	$ -	$ 191
693	610000637	NEW-08487	Mains - Albuquerque - New	FP-NMG Dist Mains-New	376.2	$ -	$ 208,618	$ -	$ -	$ 468,059	$ -	$ -	$ 446,495
694	610000638	NEW-08488	Cathodic Protetction - Albuquerque - New	FP-NMG Dist Cathodic Protection-Ne	376.3	$ -	$ -	$ -	$ -	$ -	$ -	$ -	$ -
695	610000639	NEW-08489	Land, Structures & Sta - Albuquerque - New	FP-NMG Dist Stations-New	378.0	$ -	$ 9,733	$ -	$ -	$ 14,787	$ -	$ -	$ 15,512
696	610000639	NEW-08489	Land, Structures & Sta - Albuquerque - New	FP-NMG Dist Stations-New	385.0	$ -	$ 26,315	$ -	$ -	$ 39,980	$ -	$ -	$ 41,940
697	610000640	NEW-08490	Meters - Residential - Albuquerque - New	FP-NMG Dist Residential Mtr-New	381.0	$ -	$ 766,587	$ -	$ -	$ 1,148,032	$ -	$ -	$ 950,853
698	610000640	NEW-08490	Meters - Residential - Albuquerque - New	FP-NMG Dist Residential Mtr-New	381.1	$ -	$ 85,176	$ -	$ -	$ 127,559	$ -	$ -	$ 105,650
699	610000641	NEW-08496	Services - Albuquerque - New	FP-NMG Dist Services-New	380.0	$ -	$ 713,287	$ -	$ -	$ 905,127	$ -	$ -	$ 412,574
700	610000641	NEW-08496	Services - Albuquerque - New	FP-NMG Dist Services-New	380.1	$ -	$ 70,545	$ -	$ -	$ 89,518	$ -	$ -	$ 40,804
701	610000642	PRE-05784	Mains - Albuquerque - Replace	FP-NMG Dist Mains-Replace	376.1	$ -	$ 150,957	$ -	$ -	$ 152,284	$ -	$ -	$ 209,778
702	610000642	PRE-05784	Mains - Albuquerque - Replace	FP-NMG Dist Mains-Replace	376.2	$ -	$ 162,002	$ -	$ -	$ 163,427	$ -	$ -	$ 225,128
703	610000642	PRE-05784	Mains - Albuquerque - Replace	FP-NMG Dist Mains-Replace	376.4	$ -	$ 36,819	$ -	$ -	$ 37,142	$ -	$ -	$ 51,165
704	610000642	PRE-05784	Mains - Albuquerque - Replace	FP-NMG Dist Mains-Replace	380.0	$ -	$ 18,409	$ -	$ -	$ 18,571	$ -	$ -	$ 25,583
705	610000643	PRE-05785	Cathodic Protetction - Albuquerque - Replace	FP-NMG Dist Cathodic Protection-Re	376.5	$ -	$ 129,717	$ -	$ -	$ 213,085	$ -	$ -	$ 256,217
706	610000644	PRE-05786	Land, Structures & Sta - Albuquerque - Replace	FP-NMG Dist Stations-Replace	378.0	$ -	$ 8,751	$ -	$ -	$ 27,660	$ -	$ -	$ 33,362
707	610000644	PRE-05786	Land, Structures & Sta - Albuquerque - Replace	FP-NMG Dist Stations-Replace	385.0	$ -	$ 16,252	$ -	$ -	$ 51,369	$ -	$ -	$ 61,959
708	610000645	PRE-05787	Meters - Residential - Albuquerque - Replace	FP-NMG Dist Residential Mtr-Replac	381.0	$ -	$ -	$ -	$ -	$ -	$ -	$ -	$ -
709	610000646	PRE-05788	Services - Albuquerque - Replace	FP-NMG Dist Services-Replace	380.0	$ -	$ 279,816	$ -	$ -	$ 481,450	$ -	$ -	$ 332,612
710	610000646	PRE-05788	Services - Albuquerque - Replace	FP-NMG Dist Services-Replace	380.1	$ -	$ 125,714	$ -	$ -	$ 216,303	$ -	$ -	$ 149,434
711	624000647	NEW-08408	Mains - Carlsbad - New - 2	FP-NMG Dist Mains-New	376.2	$ -	$ -	$ -	$ -	$ -	$ -	$ -	$ -
712	624000648	NEW-08312	Mains - Carlsbad - New	FP-NMG Dist Mains-New	376.2	$ -	$ -	$ -	$ -	$ -	$ -	$ -	$ -
713	624000649	NEW-08410	Land, Structures & Sta - Carlsbad - New	FP-NMG Dist Stations-New	378.0	$ -	$ -	$ -	$ -	$ -	$ -	$ -	$ 2,528
714	624000649	NEW-08410	Land, Structures & Sta - Carlsbad - New	FP-NMG Dist Stations-New	385.0	$ -	$ -	$ -	$ -	$ -	$ -	$ -	$ 6,836
715	624000650	NEW-08411	Meters - Residential - Carlsbad - New	FP-NMG Dist Residential Mtr-New	381.0	$ -	$ 41,412	$ -	$ -	$ 62,119	$ -	$ -	$ 62,119
716	624000650	NEW-08411	Meters - Residential - Carlsbad - New	FP-NMG Dist Residential Mtr-New	381.1	$ -	$ 4,601	$ -	$ -	$ 6,902	$ -	$ -	$ 6,902
717	624000651	NEW-08412	Services - Carlsbad - New	FP-NMG Dist Services-New	380.0	$ -	$ 32,126	$ -	$ -	$ 64,313	$ -	$ -	$ 75,189
718	624000651	NEW-08412	Services - Carlsbad - New	FP-NMG Dist Services-New	380.1	$ -	$ 3,177	$ -	$ -	$ 6,361	$ -	$ -	$ 7,436
719	620000652	NEW-08528	Mains - Artesia - New	FP-NMG Dist Mains-New	376.2	$ -	$ 11,691	$ -	$ -	$ 55,716	$ -	$ -	$ 61,674
720	620000653	NEW-08530	Land, Structures & Sta - Artesia - New	FP-NMG Dist Stations-New	378.0	$ -	$ -	$ -	$ -	$ 643	$ -	$ -	$ 1,189
721	620000653	NEW-08530	Land, Structures & Sta - Artesia - New	FP-NMG Dist Stations-New	385.0	$ -	$ -	$ -	$ -	$ 1,738	$ -	$ -	$ 3,215
722	620000654	NEW-08531	Meters - Residential - Artesia - New	FP-NMG Dist Residential Mtr-New	381.0	$ -	$ 7,039	$ -	$ -	$ 9,780	$ -	$ -	$ 9,342
723	620000654	NEW-08531	Meters - Residential - Artesia - New	FP-NMG Dist Residential Mtr-New	381.1	$ -	$ 782	$ -	$ -	$ 1,087	$ -	$ -	$ 1,038
724	620000655	NEW-08532	Services - Artesia - New	FP-NMG Dist Services-New	380.0	$ -	$ 1,620	$ -	$ -	$ 5,820	$ -	$ -	$ 10,741
725	620000655	NEW-08532	Services - Artesia - New	FP-NMG Dist Services-New	380.1	$ -	$ 160	$ -	$ -	$ 576	$ -	$ -	$ 1,062
726	629000656	NEW-08422	Mains - Roswell - New	FP-NMG Dist Mains-New	376.2	$ -	$ 1,633	$ -	$ -	$ (5,380)	$ -	$ -	$ 9,344
727	629000657	NEW-08424	Land, Structures & Sta - Roswell - New	FP-NMG Dist Stations-New	378.0	$ -	$ -	$ -	$ -	$ 2,060	$ -	$ -	$ -
728	629000657	NEW-08424	Land, Structures & Sta - Roswell - New	FP-NMG Dist Stations-New	385.0	$ -	$ -	$ -	$ -	$ 5,569	$ -	$ -	$ -
729	629000658	NEW-08425	Meters - Residential - Roswell - New	FP-NMG Dist Residential Mtr-New	381.0	$ -	$ 27,656	$ -	$ -	$ 68,286	$ -	$ -	$ (6,262)
730	629000658	NEW-08425	Meters - Residential - Roswell - New	FP-NMG Dist Residential Mtr-New	381.1	$ -	$ 3,073	$ -	$ -	$ 7,587	$ -	$ -	$ (696)
731	629000659	NEW-08426	Services - Roswell - New	FP-NMG Dist Services-New	380.0	$ -	$ 16,130	$ -	$ -	$ 4,898	$ -	$ -	$ 8,511

NEW MEXICO GAS COMPANY, INC.

Plant Gross Activity
Base Period - 12 Months Ending March 31, 2023
Future Test Year - 12 Months Ending September 30, 2025

	A	B	C	D	E	F	G	H	I	J	K	L
3	Investment Number	FP Number	Investment Name	FP Type	FERC Account	4/30/2023	5/31/2023	6/30/2023	7/31/2023	8/31/2023	9/30/2023	10/31/2023
732	629000659	NEW-08426	Services - Roswell - New	FP-NMG Dist Services-New	380.1	$ -	$ -	$ 934	$ -	$ -	$ 1,275	$ -
733	627000660	NEW-08315	Mains - Lovington - New	FP-NMG Dist Mains-New	376.2	$ -	$ -	$ -	$ -	$ -	$ -	$ -
734	627000661	NEW-08413	Mains - Lovington - New - 2	FP-NMG Dist Mains-New	376.2	$ -	$ -	$ -	$ -	$ -	$ 6,072	$ -
735	627000662	NEW-08416	Meters - Residential - Lovington - New	FP-NMG Dist Residential Mtr-New	381.0	$ -	$ -	$ 24,749	$ -	$ -	$ 21,471	$ -
736	627000662	NEW-08416	Meters - Residential - Lovington - New	FP-NMG Dist Residential Mtr-New	381.1	$ -	$ -	$ 2,750	$ -	$ -	$ 2,386	$ -
737	627000663	NEW-08421	Services - Lovington - New	FP-NMG Dist Services-New	380.0	$ -	$ -	$ 9,654	$ -	$ -	$ 13,098	$ -
738	627000663	NEW-08421	Services - Lovington - New	FP-NMG Dist Services-New	380.1	$ -	$ -	$ 955	$ -	$ -	$ 1,295	$ -
739	624000664	PRE-05799	Mains - Carlsbad - Replace	FP-NMG Dist Mains-Replace	376.1	$ -	$ -	$ 31,858	$ -	$ -	$ 50,911	$ -
740	624000664	PRE-05799	Mains - Carlsbad - Replace	FP-NMG Dist Mains-Replace	376.2	$ -	$ -	$ 34,189	$ -	$ -	$ 54,636	$ -
741	624000664	PRE-05799	Mains - Carlsbad - Replace	FP-NMG Dist Mains-Replace	376.4	$ -	$ -	$ 7,770	$ -	$ -	$ 12,417	$ -
742	624000664	PRE-05799	Mains - Carlsbad - Replace	FP-NMG Dist Mains-Replace	380.0	$ -	$ -	$ 3,885	$ -	$ -	$ 6,209	$ -
743	624000665	PRE-05800	Cathodic Protection - Carlsbad - Replace	FP-NMG Dist Cathodic Protection-Re	376.5	$ -	$ -	$ 336,591	$ -	$ -	$ 17,485	$ -
744	624000666	PRE-05801	Land, Structures & Sta - Carlsbad - Replace	FP-NMG Dist Stations-Replace	378.0	$ -	$ -	$ 9,683	$ -	$ -	$ 3,983	$ -
745	624000666	PRE-05801	Land, Structures & Sta - Carlsbad - Replace	FP-NMG Dist Stations-Replace	385.0	$ -	$ -	$ 17,982	$ -	$ -	$ 7,397	$ -
746	624000667	PRE-05802	Meters - Residential - Carlsbad - Replace	FP-NMG Dist Residential Mtr-Replac	381.0	$ -	$ -	$ -	$ -	$ -	$ -	$ -
747	624000668	PRE-05803	Services - Carlsbad - Replace	FP-NMG Dist Services-Replace	380.0	$ -	$ -	$ 27,422	$ -	$ -	$ 66,958	$ -
748	624000668	PRE-05803	Services - Carlsbad - Replace	FP-NMG Dist Services-Replace	380.1	$ -	$ -	$ 12,320	$ -	$ -	$ 30,083	$ -
749	620000669	PRE-05789	Mains - Artesia - Replace	FP-NMG Dist Mains-Replace	376.1	$ -	$ -	$ 41,962	$ -	$ -	$ -	$ -
750	620000669	PRE-05789	Mains - Artesia - Replace	FP-NMG Dist Mains-Replace	376.2	$ -	$ -	$ 45,032	$ -	$ -	$ -	$ -
751	620000669	PRE-05789	Mains - Artesia - Replace	FP-NMG Dist Mains-Replace	376.4	$ -	$ -	$ 10,235	$ -	$ -	$ -	$ -
752	620000669	PRE-05789	Mains - Artesia - Replace	FP-NMG Dist Mains-Replace	380.0	$ -	$ -	$ 5,117	$ -	$ -	$ -	$ -
753	620000670	PRE-05790	Cathodic Protection - Artesia - Replace	FP-NMG Dist Cathodic Protection-Re	376.5	$ -	$ -	$ -	$ -	$ -	$ 13,560	$ -
754	620000671	PRE-05791	Land, Structures & Sta - Artesia - Replace	FP-NMG Dist Stations-Replace	378.0	$ -	$ -	$ 1,059	$ -	$ -	$ -	$ -
755	620000671	PRE-05791	Land, Structures & Sta - Artesia - Replace	FP-NMG Dist Stations-Replace	385.0	$ -	$ -	$ 1,966	$ -	$ -	$ -	$ -
756	620000672	PRE-05792	Meters - Residential - Artesia - Replace	FP-NMG Dist Residential Mtr-Replac	381.0	$ -	$ -	$ -	$ -	$ -	$ -	$ -
757	620000673	PRE-05793	Services - Artesia - Replace	FP-NMG Dist Services-Replace	380.0	$ -	$ -	$ (2,697)	$ -	$ -	$ 11,855	$ -
758	620000673	PRE-05793	Services - Artesia - Replace	FP-NMG Dist Services-Replace	380.1	$ -	$ -	$ (1,212)	$ -	$ -	$ 5,326	$ -
759	629000674	PRE-09083	Mains - Roswell - Replace - 2	FP-NMG Dist Mains-Replace	376.1	$ -	$ -	$ -	$ -	$ -	$ -	$ -
760	629000674	PRE-09083	Mains - Roswell - Replace - 2	FP-NMG Dist Mains-Replace	376.2	$ -	$ -	$ -	$ -	$ -	$ -	$ -
761	629000674	PRE-09083	Mains - Roswell - Replace - 2	FP-NMG Dist Mains-Replace	376.4	$ -	$ -	$ -	$ -	$ -	$ -	$ -
762	629000674	PRE-09083	Mains - Roswell - Replace - 2	FP-NMG Dist Mains-Replace	380.0	$ -	$ -	$ -	$ -	$ -	$ -	$ -
763	629000675	PRE-05808	Mains - Roswell - Replace	FP-NMG Dist Mains-Replace	376.1	$ -	$ -	$ 46,455	$ -	$ -	$ 12,614	$ -
764	629000675	PRE-05808	Mains - Roswell - Replace	FP-NMG Dist Mains-Replace	376.2	$ -	$ -	$ 49,854	$ -	$ -	$ 13,537	$ -
765	629000675	PRE-05808	Mains - Roswell - Replace	FP-NMG Dist Mains-Replace	376.4	$ -	$ -	$ 11,331	$ -	$ -	$ 3,077	$ -
766	629000675	PRE-05808	Mains - Roswell - Replace	FP-NMG Dist Mains-Replace	380.0	$ -	$ -	$ 5,665	$ -	$ -	$ 1,538	$ -
767	629000676	PRE-05812	Cathodic Protection - Roswell - Replace	FP-NMG Dist Cathodic Protection-Re	376.5	$ -	$ -	$ 4,236	$ -	$ -	$ 12,707	$ -
768	629000677	PRE-05809	Land, Structures & Sta - Roswell - Replace	FP-NMG Dist Stations-Replace	378.0	$ -	$ -	$ 14,623	$ -	$ -	$ -	$ -
769	629000677	PRE-05809	Land, Structures & Sta - Roswell - Replace	FP-NMG Dist Stations-Replace	385.0	$ -	$ -	$ 27,156	$ -	$ -	$ -	$ -
770	629000678	PRE-05810	Meters - Residential - Roswell - Replace	FP-NMG Dist Residential Mtr-Replac	381.0	$ -	$ -	$ -	$ -	$ -	$ -	$ -
771	629000679	PRE-05811	Services - Roswell - Replace	FP-NMG Dist Services-Replace	380.0	$ -	$ -	$ 482	$ -	$ -	$ 3,678	$ -
772	629000679	PRE-05811	Services - Roswell - Replace	FP-NMG Dist Services-Replace	380.1	$ -	$ -	$ 217	$ -	$ -	$ 1,653	$ -
773	627000680	PRE-05804	Mains - Lovington - Replace	FP-NMG Dist Mains-Replace	376.1	$ -	$ -	$ 8,350	$ -	$ -	$ 10,562	$ -
774	627000680	PRE-05804	Mains - Lovington - Replace	FP-NMG Dist Mains-Replace	376.2	$ -	$ -	$ 8,961	$ -	$ -	$ 11,335	$ -
775	627000680	PRE-05804	Mains - Lovington - Replace	FP-NMG Dist Mains-Replace	376.4	$ -	$ -	$ 2,037	$ -	$ -	$ 2,576	$ -
776	627000680	PRE-05804	Mains - Lovington - Replace	FP-NMG Dist Mains-Replace	380.0	$ -	$ -	$ 1,018	$ -	$ -	$ 1,288	$ -
777	627000681	PRE-05805	Cathodic Protection - Lovington - Replace	FP-NMG Dist Cathodic Protection-Re	376.5	$ -	$ -	$ 188,009	$ -	$ -	$ 17,995	$ -
778	627000682	PRE-05936	Land, Structures & Sta - Lovington - Replace	FP-NMG Dist Stations-Replace	378.0	$ -	$ -	$ -	$ -	$ -	$ -	$ -
779	627000682	PRE-05936	Land, Structures & Sta - Lovington - Replace	FP-NMG Dist Stations-Replace	385.0	$ -	$ -	$ -	$ -	$ -	$ -	$ -
780	627000683	PRE-05806	Meters - Residential - Lovington - Replace	FP-NMG Dist Residential Mtr-Replac	381.0	$ -	$ -	$ -	$ -	$ -	$ -	$ -
781	626000684	TEMP	Services - Lovington - Replace	FP-NMG Dist Services-Replace	380.0	$ -	$ -	$ -	$ -	$ -	$ -	$ -
782	626000684	TEMP	Services - Lovington - Replace	FP-NMG Dist Services-Replace	380.1	$ -	$ -	$ -	$ -	$ -	$ -	$ -
783	626000685	NEW-08431	Mains - Clovis/Portales - New	FP-NMG Dist Mains-New	376.2	$ -	$ -	$ 14,580	$ -	$ -	$ 20,220	$ -
784	626000686	NEW-08433	Land, Structures & Sta - Clovis/Portales - New	FP-NMG Dist Stations-New	378.0	$ -	$ -	$ -	$ -	$ -	$ 1,232	$ -
785	626000686	NEW-08433	Land, Structures & Sta - Clovis/Portales - New	FP-NMG Dist Stations-New	385.0	$ -	$ -	$ -	$ -	$ -	$ 3,332	$ -
786	626000687	NEW-08434	Meters - Residential - Clovis/Portales - New	FP-NMG Dist Residential Mtr-New	381.0	$ -	$ -	$ 66,179	$ -	$ -	$ -	$ -
787	626000687	NEW-08434	Meters - Residential - Clovis/Portales - New	FP-NMG Dist Residential Mtr-New	381.1	$ -	$ -	$ 7,353	$ -	$ -	$ -	$ -

NEW MEXICO GAS COMPANY, INC.

Plant Gross Activity
Base Period - 12 Months Ending March 31, 2023
Future Test Year - 12 Months Ending September 30, 2025

	A	B	C	D	E	M	N	O	P	Q	R	S	T
3	Investment Number	FP Number	Investment Name	FP Type	FERC Account	11/30/2023	12/31/2023	1/31/2024	2/29/2024	3/31/2024	4/30/2024	5/31/2024	6/30/2024
732	629000659	NEW-08426	Services - Roswell - New	FP-NMG Dist Services-New	380.1	$ -	$ 1,804	$ -	$ -	$ 1,610	$ -	$ -	$ 486
733	627000660	NEW-08315	Mains - Lovington - New	FP-NMG Dist Mains-New	376.2	$ -	$ -	$ -	$ -	$ -	$ -	$ -	$ -
734	627000661	NEW-08413	Mains - Lovington - New - 2	FP-NMG Dist Mains-New	376.2	$ -	$ -	$ -	$ -	$ -	$ -	$ -	$ (3,529)
735	627000662	NEW-08416	Meters - Residential - Lovington - New	FP-NMG Dist Residential Mtr-New	381.0	$ -	$ 23,471	$ -	$ -	$ 21,189	$ -	$ -	$ 32,487
736	627000662	NEW-08416	Meters - Residential - Lovington - New	FP-NMG Dist Residential Mtr-New	381.1	$ -	$ 2,608	$ -	$ -	$ 2,354	$ -	$ -	$ 3,610
737	627000663	NEW-08421	Services - Lovington - New	FP-NMG Dist Services-New	380.0	$ -	$ 3,764	$ -	$ -	$ 10,977	$ -	$ -	$ 5,944
738	627000663	NEW-08421	Services - Lovington - New	FP-NMG Dist Services-New	380.1	$ -	$ 372	$ -	$ -	$ 1,086	$ -	$ -	$ 588
739	624000664	PRE-05799	Mains - Carlsbad - Replace	FP-NMG Dist Mains-Replace	376.1	$ -	$ 63,692	$ -	$ -	$ 27,501	$ -	$ -	$ 42,720
740	624000664	PRE-05799	Mains - Carlsbad - Replace	FP-NMG Dist Mains-Replace	376.2	$ -	$ 68,353	$ -	$ -	$ 29,513	$ -	$ -	$ 45,846
741	624000664	PRE-05799	Mains - Carlsbad - Replace	FP-NMG Dist Mains-Replace	376.4	$ -	$ 15,535	$ -	$ -	$ 6,708	$ -	$ -	$ 10,420
742	624000664	PRE-05799	Mains - Carlsbad - Replace	FP-NMG Dist Mains-Replace	380.0	$ -	$ 7,767	$ -	$ -	$ 3,354	$ -	$ -	$ 5,210
743	624000665	PRE-05800	Cathodic Protection - Carlsbad - Replace	FP-NMG Dist Cathodic Protection-Re	376.5	$ -	$ 17,287	$ -	$ -	$ 9,195	$ -	$ -	$ 2,948
744	624000666	PRE-05801	Land, Structures & Sta - Carlsbad - Replace	FP-NMG Dist Stations-Replace	378.0	$ -	$ 5,741	$ -	$ -	$ 238	$ -	$ -	$ 16,835
745	624000666	PRE-05801	Land, Structures & Sta - Carlsbad - Replace	FP-NMG Dist Stations-Replace	385.0	$ -	$ 10,662	$ -	$ -	$ 443	$ -	$ -	$ 31,265
746	624000667	PRE-05802	Meters - Residential - Carlsbad - Replace	FP-NMG Dist Residential Mtr-Replac	381.0	$ -	$ -	$ -	$ -	$ -	$ -	$ -	$ -
747	624000668	PRE-05803	Services - Carlsbad - Replace	FP-NMG Dist Services-Replace	380.0	$ -	$ 78,029	$ -	$ -	$ 23,420	$ -	$ -	$ 50,796
748	624000668	PRE-05803	Services - Carlsbad - Replace	FP-NMG Dist Services-Replace	380.1	$ -	$ 35,057	$ -	$ -	$ 10,522	$ -	$ -	$ 22,822
749	620000669	PRE-05789	Mains - Artesia - Replace	FP-NMG Dist Mains-Replace	376.1	$ -	$ -	$ -	$ -	$ 227	$ -	$ -	$ 5,406
750	620000669	PRE-05789	Mains - Artesia - Replace	FP-NMG Dist Mains-Replace	376.2	$ -	$ -	$ -	$ -	$ 244	$ -	$ -	$ 5,802
751	620000669	PRE-05789	Mains - Artesia - Replace	FP-NMG Dist Mains-Replace	376.4	$ -	$ -	$ -	$ -	$ 55	$ -	$ -	$ 1,319
752	620000669	PRE-05789	Mains - Artesia - Replace	FP-NMG Dist Mains-Replace	380.0	$ -	$ -	$ -	$ -	$ 28	$ -	$ -	$ 659
753	620000670	PRE-05790	Cathodic Protection - Artesia - Replace	FP-NMG Dist Cathodic Protection-Re	376.5	$ -	$ -	$ -	$ -	$ -	$ -	$ -	$ -
754	620000671	PRE-05791	Land, Structures & Sta - Artesia - Replace	FP-NMG Dist Stations-Replace	378.0	$ -	$ -	$ -	$ -	$ -	$ -	$ -	$ 1,034
755	620000671	PRE-05791	Land, Structures & Sta - Artesia - Replace	FP-NMG Dist Stations-Replace	385.0	$ -	$ -	$ -	$ -	$ -	$ -	$ -	$ 1,921
756	620000672	PRE-05792	Meters - Residential - Artesia - Replace	FP-NMG Dist Residential Mtr-Replac	381.0	$ -	$ -	$ -	$ -	$ -	$ -	$ -	$ -
757	620000673	PRE-05793	Services - Artesia - Replace	FP-NMG Dist Services-Replace	380.0	$ -	$ 2,729	$ -	$ -	$ 1,786	$ -	$ -	$ 2,022
758	620000673	PRE-05793	Services - Artesia - Replace	FP-NMG Dist Services-Replace	380.1	$ -	$ 1,226	$ -	$ -	$ 802	$ -	$ -	$ 908
759	629000674	PRE-09083	Mains - Roswell - Replace - 2	FP-NMG Dist Mains-Replace	376.1	$ -	$ -	$ -	$ -	$ -	$ -	$ -	$ -
760	629000674	PRE-09083	Mains - Roswell - Replace - 2	FP-NMG Dist Mains-Replace	376.2	$ -	$ -	$ -	$ -	$ -	$ -	$ -	$ -
761	629000674	PRE-09083	Mains - Roswell - Replace - 2	FP-NMG Dist Mains-Replace	376.4	$ -	$ -	$ -	$ -	$ -	$ -	$ -	$ -
762	629000674	PRE-09083	Mains - Roswell - Replace - 2	FP-NMG Dist Mains-Replace	380.0	$ -	$ -	$ -	$ -	$ -	$ -	$ -	$ -
763	629000675	PRE-05808	Mains - Roswell - Replace	FP-NMG Dist Mains-Replace	376.1	$ -	$ 7,410	$ -	$ -	$ 7,426	$ -	$ -	$ 13,985
764	629000675	PRE-05808	Mains - Roswell - Replace	FP-NMG Dist Mains-Replace	376.2	$ -	$ 7,952	$ -	$ -	$ 7,969	$ -	$ -	$ 15,008
765	629000675	PRE-05808	Mains - Roswell - Replace	FP-NMG Dist Mains-Replace	376.4	$ -	$ 1,807	$ -	$ -	$ 1,811	$ -	$ -	$ 3,411
766	629000675	PRE-05808	Mains - Roswell - Replace	FP-NMG Dist Mains-Replace	380.0	$ -	$ 904	$ -	$ -	$ 906	$ -	$ -	$ 1,705
767	629000676	PRE-05812	Cathodic Protection - Roswell - Replace	FP-NMG Dist Cathodic Protection-Re	376.5	$ -	$ 12,335	$ -	$ -	$ -	$ -	$ -	$ 16,715
768	629000677	PRE-05809	Land, Structures & Sta - Roswell - Replace	FP-NMG Dist Stations-Replace	378.0	$ -	$ -	$ -	$ -	$ -	$ -	$ -	$ 444
769	629000677	PRE-05809	Land, Structures & Sta - Roswell - Replace	FP-NMG Dist Stations-Replace	385.0	$ -	$ -	$ -	$ -	$ -	$ -	$ -	$ 824
770	629000678	PRE-05810	Meters - Residential - Roswell - Replace	FP-NMG Dist Residential Mtr-Replac	381.0	$ -	$ -	$ -	$ -	$ -	$ -	$ -	$ -
771	629000679	PRE-05811	Services - Roswell - Replace	FP-NMG Dist Services-Replace	380.0	$ -	$ -	$ -	$ -	$ 6,684	$ -	$ -	$ 1,692
772	629000679	PRE-05811	Services - Roswell - Replace	FP-NMG Dist Services-Replace	380.1	$ -	$ -	$ -	$ -	$ 3,003	$ -	$ -	$ 760
773	627000680	PRE-05804	Mains - Lovington - Replace	FP-NMG Dist Mains-Replace	376.1	$ -	$ -	$ -	$ -	$ 2,032	$ -	$ -	$ 12,041
774	627000680	PRE-05804	Mains - Lovington - Replace	FP-NMG Dist Mains-Replace	376.2	$ -	$ -	$ -	$ -	$ 2,181	$ -	$ -	$ 12,922
775	627000680	PRE-05804	Mains - Lovington - Replace	FP-NMG Dist Mains-Replace	376.4	$ -	$ -	$ -	$ -	$ 496	$ -	$ -	$ 2,937
776	627000680	PRE-05804	Mains - Lovington - Replace	FP-NMG Dist Mains-Replace	380.0	$ -	$ -	$ -	$ -	$ 248	$ -	$ -	$ 1,468
777	627000681	PRE-05805	Cathodic Protection - Lovington - Replace	FP-NMG Dist Cathodic Protection-Re	376.5	$ -	$ 16,941	$ -	$ -	$ -	$ -	$ -	$ -
778	627000682	PRE-05936	Land, Structures & Sta - Lovington - Replace	FP-NMG Dist Stations-Replace	378.0	$ -	$ 1,822	$ -	$ -	$ -	$ -	$ -	$ -
779	627000682	PRE-05936	Land, Structures & Sta - Lovington - Replace	FP-NMG Dist Stations-Replace	385.0	$ -	$ 3,384	$ -	$ -	$ -	$ -	$ -	$ -
780	627000683	PRE-05806	Meters - Residential - Lovington - Replace	FP-NMG Dist Residential Mtr-Replac	381.0	$ -	$ -	$ -	$ -	$ -	$ -	$ -	$ -
781	626000684	TEMP	Services - Lovington - Replace	FP-NMG Dist Services-Replace	380.0	$ -	$ -	$ -	$ -	$ -	$ -	$ -	$ -
782	626000684	TEMP	Services - Lovington - Replace	FP-NMG Dist Services-Replace	380.1	$ -	$ -	$ -	$ -	$ -	$ -	$ -	$ -
783	626000685	NEW-08431	Mains - Clovis/Portales - New	FP-NMG Dist Mains-New	376.2	$ -	$ 10,391	$ -	$ -	$ -	$ -	$ -	$ 20,519
784	626000686	NEW-08433	Land, Structures & Sta - Clovis/Portales - New	FP-NMG Dist Stations-New	378.0	$ -	$ 3,496	$ -	$ -	$ -	$ -	$ -	$ -
785	626000686	NEW-08433	Land, Structures & Sta - Clovis/Portales - New	FP-NMG Dist Stations-New	385.0	$ -	$ 9,451	$ -	$ -	$ -	$ -	$ -	$ -
786	626000687	NEW-08434	Meters - Residential - Clovis/Portales - New	FP-NMG Dist Residential Mtr-New	381.0	$ -	$ -	$ -	$ -	$ 8,623	$ -	$ -	$ 67,619
787	626000687	NEW-08434	Meters - Residential - Clovis/Portales - New	FP-NMG Dist Residential Mtr-New	381.1	$ -	$ -	$ -	$ -	$ 958	$ -	$ -	$ 7,513

NEW MEXICO GAS COMPANY, INC.

Plant Gross Activity
Base Period - 12 Months Ending March 31, 2023
Future Test Year - 12 Months Ending September 30, 2025

	A	B	C	D	E	U	V	W	X	Y	Z	AA
3	Investment Number	FP Number	Investment Name	FP Type	FERC Account	7/31/2024	8/31/2024	9/30/2024	10/31/2024	11/30/2024	12/31/2024	1/31/2025
732	629000659	NEW-08426	Services - Roswell - New	FP-NMG Dist Services-New	380.1	$ -	$ -	$ 854	$ -	$ -	$ 2,975	$ -
733	627000660	NEW-08315	Mains - Lovington - New	FP-NMG Dist Mains-New	376.2	$ -	$ -	$ -	$ -	$ -	$ -	$ -
734	627000661	NEW-08413	Mains - Lovington - New - 2	FP-NMG Dist Mains-New	376.2	$ -	$ -	$ 13,267	$ -	$ -	$ -	$ -
735	627000662	NEW-08416	Meters - Residential - Lovington - New	FP-NMG Dist Residential Mtr-New	381.0	$ -	$ -	$ 11,293	$ -	$ -	$ 15,183	$ -
736	627000662	NEW-08416	Meters - Residential - Lovington - New	FP-NMG Dist Residential Mtr-New	381.1	$ -	$ -	$ 1,255	$ -	$ -	$ 1,687	$ -
737	627000663	NEW-08421	Services - Lovington - New	FP-NMG Dist Services-New	380.0	$ -	$ -	$ 10,311	$ -	$ -	$ 12,041	$ -
738	627000663	NEW-08421	Services - Lovington - New	FP-NMG Dist Services-New	380.1	$ -	$ -	$ 1,020	$ -	$ -	$ 1,191	$ -
739	624000664	PRE-05799	Mains - Carlsbad - Replace	FP-NMG Dist Mains-Replace	376.1	$ -	$ -	$ 41,251	$ -	$ -	$ 55,480	$ -
740	624000664	PRE-05799	Mains - Carlsbad - Replace	FP-NMG Dist Mains-Replace	376.2	$ -	$ -	$ 44,270	$ -	$ -	$ 59,540	$ -
741	624000664	PRE-05799	Mains - Carlsbad - Replace	FP-NMG Dist Mains-Replace	376.4	$ -	$ -	$ 10,061	$ -	$ -	$ 13,532	$ -
742	624000664	PRE-05799	Mains - Carlsbad - Replace	FP-NMG Dist Mains-Replace	380.0	$ -	$ -	$ 5,031	$ -	$ -	$ 6,766	$ -
743	624000665	PRE-05800	Cathodic Protection - Carlsbad - Replace	FP-NMG Dist Cathodic Protection-Re	376.5	$ -	$ -	$ 11,482	$ -	$ -	$ 50,450	$ -
744	624000666	PRE-05801	Land, Structures & Sta - Carlsbad - Replace	FP-NMG Dist Stations-Replace	378.0	$ -	$ -	$ 360	$ -	$ -	$ 4,012	$ -
745	624000666	PRE-05801	Land, Structures & Sta - Carlsbad - Replace	FP-NMG Dist Stations-Replace	385.0	$ -	$ -	$ 668	$ -	$ -	$ 7,451	$ -
746	624000667	PRE-05802	Meters - Residential - Carlsbad - Replace	FP-NMG Dist Residential Mtr-Replac	381.0	$ -	$ -	$ -	$ -	$ -	$ -	$ -
747	624000668	PRE-05803	Services - Carlsbad - Replace	FP-NMG Dist Services-Replace	380.0	$ -	$ -	$ 52,121	$ -	$ -	$ 51,475	$ -
748	624000668	PRE-05803	Services - Carlsbad - Replace	FP-NMG Dist Services-Replace	380.1	$ -	$ -	$ 23,417	$ -	$ -	$ 23,126	$ -
749	620000669	PRE-05789	Mains - Artesia - Replace	FP-NMG Dist Mains-Replace	376.1	$ -	$ -	$ 426	$ -	$ -	$ 2,927	$ -
750	620000669	PRE-05789	Mains - Artesia - Replace	FP-NMG Dist Mains-Replace	376.2	$ -	$ -	$ 458	$ -	$ -	$ 3,142	$ -
751	620000669	PRE-05789	Mains - Artesia - Replace	FP-NMG Dist Mains-Replace	376.4	$ -	$ -	$ 104	$ -	$ -	$ 714	$ -
752	620000669	PRE-05789	Mains - Artesia - Replace	FP-NMG Dist Mains-Replace	380.0	$ -	$ -	$ 52	$ -	$ -	$ 357	$ -
753	620000670	PRE-05790	Cathodic Protection - Artesia - Replace	FP-NMG Dist Cathodic Protection-Re	376.5	$ -	$ -	$ 12,846	$ -	$ -	$ -	$ -
754	620000671	PRE-05791	Land, Structures & Sta - Artesia - Replace	FP-NMG Dist Stations-Replace	378.0	$ -	$ -	$ -	$ -	$ -	$ -	$ -
755	620000671	PRE-05791	Land, Structures & Sta - Artesia - Replace	FP-NMG Dist Stations-Replace	385.0	$ -	$ -	$ -	$ -	$ -	$ -	$ -
756	620000672	PRE-05792	Meters - Residential - Artesia - Replace	FP-NMG Dist Residential Mtr-Replac	381.0	$ -	$ -	$ -	$ -	$ -	$ -	$ -
757	620000673	PRE-05793	Services - Artesia - Replace	FP-NMG Dist Services-Replace	380.0	$ -	$ -	$ 5,580	$ -	$ -	$ 3,578	$ -
758	620000673	PRE-05793	Services - Artesia - Replace	FP-NMG Dist Services-Replace	380.1	$ -	$ -	$ 2,507	$ -	$ -	$ 1,608	$ -
759	629000674	PRE-09083	Mains - Roswell - Replace - 2	FP-NMG Dist Mains-Replace	376.1	$ -	$ -	$ -	$ -	$ -	$ -	$ -
760	629000674	PRE-09083	Mains - Roswell - Replace - 2	FP-NMG Dist Mains-Replace	376.2	$ -	$ -	$ -	$ -	$ -	$ -	$ -
761	629000674	PRE-09083	Mains - Roswell - Replace - 2	FP-NMG Dist Mains-Replace	376.4	$ -	$ -	$ -	$ -	$ -	$ -	$ -
762	629000674	PRE-09083	Mains - Roswell - Replace - 2	FP-NMG Dist Mains-Replace	380.0	$ -	$ -	$ -	$ -	$ -	$ -	$ -
763	629000675	PRE-05808	Mains - Roswell - Replace	FP-NMG Dist Mains-Replace	376.1	$ -	$ -	$ 6,423	$ -	$ -	$ 9,025	$ -
764	629000675	PRE-05808	Mains - Roswell - Replace	FP-NMG Dist Mains-Replace	376.2	$ -	$ -	$ 6,893	$ -	$ -	$ 9,685	$ -
765	629000675	PRE-05808	Mains - Roswell - Replace	FP-NMG Dist Mains-Replace	376.4	$ -	$ -	$ 1,567	$ -	$ -	$ 2,201	$ -
766	629000675	PRE-05808	Mains - Roswell - Replace	FP-NMG Dist Mains-Replace	380.0	$ -	$ -	$ 783	$ -	$ -	$ 1,101	$ -
767	629000676	PRE-05812	Cathodic Protection - Roswell - Replace	FP-NMG Dist Cathodic Protection-Re	376.5	$ -	$ -	$ 17,022	$ -	$ -	$ -	$ -
768	629000677	PRE-05809	Land, Structures & Sta - Roswell - Replace	FP-NMG Dist Stations-Replace	378.0	$ -	$ -	$ 3,639	$ -	$ -	$ -	$ -
769	629000677	PRE-05809	Land, Structures & Sta - Roswell - Replace	FP-NMG Dist Stations-Replace	385.0	$ -	$ -	$ 6,759	$ -	$ -	$ -	$ -
770	629000678	PRE-05810	Meters - Residential - Roswell - Replace	FP-NMG Dist Residential Mtr-Replac	381.0	$ -	$ -	$ -	$ -	$ -	$ -	$ -
771	629000679	PRE-05811	Services - Roswell - Replace	FP-NMG Dist Services-Replace	380.0	$ -	$ -	$ 3,655	$ -	$ -	$ 7,241	$ -
772	629000679	PRE-05811	Services - Roswell - Replace	FP-NMG Dist Services-Replace	380.1	$ -	$ -	$ 1,642	$ -	$ -	$ 3,253	$ -
773	627000680	PRE-05804	Mains - Lovington - Replace	FP-NMG Dist Mains-Replace	376.1	$ -	$ -	$ 13,961	$ -	$ -	$ 7,616	$ -
774	627000680	PRE-05804	Mains - Lovington - Replace	FP-NMG Dist Mains-Replace	376.2	$ -	$ -	$ 14,983	$ -	$ -	$ 8,174	$ -
775	627000680	PRE-05804	Mains - Lovington - Replace	FP-NMG Dist Mains-Replace	376.4	$ -	$ -	$ 3,405	$ -	$ -	$ 1,858	$ -
776	627000680	PRE-05804	Mains - Lovington - Replace	FP-NMG Dist Mains-Replace	380.0	$ -	$ -	$ 1,703	$ -	$ -	$ 929	$ -
777	627000681	PRE-05805	Cathodic Protection - Lovington - Replace	FP-NMG Dist Cathodic Protection-Re	376.5	$ -	$ -	$ 474	$ -	$ -	$ 14,107	$ -
778	627000682	PRE-05936	Land, Structures & Sta - Lovington - Replace	FP-NMG Dist Stations-Replace	378.0	$ -	$ -	$ -	$ -	$ -	$ 1,942	$ -
779	627000682	PRE-05936	Land, Structures & Sta - Lovington - Replace	FP-NMG Dist Stations-Replace	385.0	$ -	$ -	$ -	$ -	$ -	$ 3,606	$ -
780	627000683	PRE-05806	Meters - Residential - Lovington - Replace	FP-NMG Dist Residential Mtr-Replac	381.0	$ -	$ -	$ -	$ -	$ -	$ -	$ -
781	626000684	TEMP	Services - Lovington - Replace	FP-NMG Dist Services-Replace	380.0	$ -	$ -	$ -	$ -	$ -	$ -	$ -
782	626000684	TEMP	Services - Lovington - Replace	FP-NMG Dist Services-Replace	380.1	$ -	$ -	$ -	$ -	$ -	$ -	$ -
783	626000685	NEW-08431	Mains - Clovis/Portales - New	FP-NMG Dist Mains-New	376.2	$ -	$ -	$ 12,201	$ -	$ -	$ 14,857	$ -
784	626000686	NEW-08433	Land, Structures & Sta - Clovis/Portales - New	FP-NMG Dist Stations-New	378.0	$ -	$ -	$ 1,207	$ -	$ -	$ 4,011	$ -
785	626000686	NEW-08433	Land, Structures & Sta - Clovis/Portales - New	FP-NMG Dist Stations-New	385.0	$ -	$ -	$ 3,262	$ -	$ -	$ 10,845	$ -
786	626000687	NEW-08434	Meters - Residential - Clovis/Portales - New	FP-NMG Dist Residential Mtr-New	381.0	$ -	$ -	$ 25,707	$ -	$ -	$ 32,376	$ -
787	626000687	NEW-08434	Meters - Residential - Clovis/Portales - New	FP-NMG Dist Residential Mtr-New	381.1	$ -	$ -	$ 2,856	$ -	$ -	$ 3,597	$ -

NEW MEXICO GAS COMPANY, INC.

Plant Gross Activity
Base Period - 12 Months Ending March 31, 2023
Future Test Year - 12 Months Ending September 30, 2025

	A	B	C	D	E	AB	AC	AD	AE	AF	AG	AH	AI
3	Investment Number	FP Number	Investment Name	FP Type	FERC Account	2/28/2025	3/31/2025	4/30/2025	5/31/2025	6/30/2025	7/31/2025	8/31/2025	9/30/2025
732	629000659	NEW-08426	Services - Roswell - New	FP-NMG Dist Services-New	380.1	$ -	$ 1,595	$ -	$ -	$ 484	$ -	$ -	$ 842
733	627000660	NEW-08315	Mains - Lovington - New	FP-NMG Dist Mains-New	376.2	$ -	$ -	$ -	$ -	$ -	$ -	$ -	$ -
734	627000661	NEW-08413	Mains - Lovington - New - 2	FP-NMG Dist Mains-New	376.2	$ -	$ -	$ -	$ -	$ (3,520)	$ -	$ -	$ 13,175
735	627000662	NEW-08416	Meters - Residential - Lovington - New	FP-NMG Dist Residential Mtr-New	381.0	$ -	$ 21,235	$ -	$ -	$ 32,558	$ -	$ -	$ 11,311
736	627000662	NEW-08416	Meters - Residential - Lovington - New	FP-NMG Dist Residential Mtr-New	381.1	$ -	$ 2,359	$ -	$ -	$ 3,618	$ -	$ -	$ 1,257
737	627000663	NEW-08421	Services - Lovington - New	FP-NMG Dist Services-New	380.0	$ -	$ 10,810	$ -	$ -	$ 5,915	$ -	$ -	$ 10,232
738	627000663	NEW-08421	Services - Lovington - New	FP-NMG Dist Services-New	380.1	$ -	$ 1,069	$ -	$ -	$ 585	$ -	$ -	$ 1,012
739	624000664	PRE-05799	Mains - Carlsbad - Replace	FP-NMG Dist Mains-Replace	376.1	$ -	$ 28,524	$ -	$ -	$ 44,229	$ -	$ -	$ 42,786
740	624000664	PRE-05799	Mains - Carlsbad - Replace	FP-NMG Dist Mains-Replace	376.2	$ -	$ 30,611	$ -	$ -	$ 47,466	$ -	$ -	$ 45,917
741	624000664	PRE-05799	Mains - Carlsbad - Replace	FP-NMG Dist Mains-Replace	376.4	$ -	$ 6,957	$ -	$ -	$ 10,788	$ -	$ -	$ 10,436
742	624000664	PRE-05799	Mains - Carlsbad - Replace	FP-NMG Dist Mains-Replace	380.0	$ -	$ 3,479	$ -	$ -	$ 5,394	$ -	$ -	$ 5,218
743	624000665	PRE-05800	Cathodic Protection - Carlsbad - Replace	FP-NMG Dist Cathodic Protection-Re	376.5	$ -	$ 9,592	$ -	$ -	$ 3,077	$ -	$ -	$ 12,008
744	624000666	PRE-05801	Land, Structures & Sta - Carlsbad - Replace	FP-NMG Dist Stations-Replace	378.0	$ -	$ 237	$ -	$ -	$ 16,694	$ -	$ -	$ 360
745	624000666	PRE-05801	Land, Structures & Sta - Carlsbad - Replace	FP-NMG Dist Stations-Replace	385.0	$ -	$ 440	$ -	$ -	$ 31,003	$ -	$ -	$ 668
746	624000667	PRE-05802	Meters - Residential - Carlsbad - Replace	FP-NMG Dist Residential Mtr-Replac	381.0	$ -	$ -	$ -	$ -	$ -	$ -	$ -	$ -
747	624000668	PRE-05803	Services - Carlsbad - Replace	FP-NMG Dist Services-Replace	380.0	$ -	$ 26,795	$ -	$ -	$ 47,770	$ -	$ -	$ 52,370
748	624000668	PRE-05803	Services - Carlsbad - Replace	FP-NMG Dist Services-Replace	380.1	$ -	$ 12,038	$ -	$ -	$ 21,462	$ -	$ -	$ 23,529
749	620000669	PRE-05789	Mains - Artesia - Replace	FP-NMG Dist Mains-Replace	376.1	$ -	$ 226	$ -	$ -	$ 5,379	$ -	$ -	$ 425
750	620000669	PRE-05789	Mains - Artesia - Replace	FP-NMG Dist Mains-Replace	376.2	$ -	$ 243	$ -	$ -	$ 5,773	$ -	$ -	$ 456
751	620000669	PRE-05789	Mains - Artesia - Replace	FP-NMG Dist Mains-Replace	376.4	$ -	$ 55	$ -	$ -	$ 1,312	$ -	$ -	$ 104
752	620000669	PRE-05789	Mains - Artesia - Replace	FP-NMG Dist Mains-Replace	380.0	$ -	$ 28	$ -	$ -	$ 656	$ -	$ -	$ 52
753	620000670	PRE-05790	Cathodic Protection - Artesia - Replace	FP-NMG Dist Cathodic Protection-Re	376.5	$ -	$ -	$ -	$ -	$ -	$ -	$ -	$ 12,399
754	620000671	PRE-05791	Land, Structures & Sta - Artesia - Replace	FP-NMG Dist Stations-Replace	378.0	$ -	$ -	$ -	$ -	$ 1,031	$ -	$ -	$ -
755	620000671	PRE-05791	Land, Structures & Sta - Artesia - Replace	FP-NMG Dist Stations-Replace	385.0	$ -	$ -	$ -	$ -	$ 1,915	$ -	$ -	$ -
756	620000672	PRE-05792	Meters - Residential - Artesia - Replace	FP-NMG Dist Residential Mtr-Replac	381.0	$ -	$ -	$ -	$ -	$ -	$ -	$ -	$ -
757	620000673	PRE-05793	Services - Artesia - Replace	FP-NMG Dist Services-Replace	380.0	$ -	$ 1,769	$ -	$ -	$ 1,954	$ -	$ -	$ 5,509
758	620000673	PRE-05793	Services - Artesia - Replace	FP-NMG Dist Services-Replace	380.1	$ -	$ 795	$ -	$ -	$ 878	$ -	$ -	$ 2,475
759	629000674	PRE-09083	Mains - Roswell - Replace - 2	FP-NMG Dist Mains-Replace	376.1	$ -	$ -	$ -	$ -	$ -	$ -	$ -	$ -
760	629000674	PRE-09083	Mains - Roswell - Replace - 2	FP-NMG Dist Mains-Replace	376.2	$ -	$ -	$ -	$ -	$ -	$ -	$ -	$ -
761	629000674	PRE-09083	Mains - Roswell - Replace - 2	FP-NMG Dist Mains-Replace	376.4	$ -	$ -	$ -	$ -	$ -	$ -	$ -	$ -
762	629000674	PRE-09083	Mains - Roswell - Replace - 2	FP-NMG Dist Mains-Replace	380.0	$ -	$ -	$ -	$ -	$ -	$ -	$ -	$ -
763	629000675	PRE-05808	Mains - Roswell - Replace	FP-NMG Dist Mains-Replace	376.1	$ -	$ 5,758	$ -	$ -	$ 8,638	$ -	$ -	$ 8,638
764	629000675	PRE-05808	Mains - Roswell - Replace	FP-NMG Dist Mains-Replace	376.2	$ -	$ 6,180	$ -	$ -	$ 9,270	$ -	$ -	$ 9,270
765	629000675	PRE-05808	Mains - Roswell - Replace	FP-NMG Dist Mains-Replace	376.4	$ -	$ 1,404	$ -	$ -	$ 2,107	$ -	$ -	$ 2,107
766	629000675	PRE-05808	Mains - Roswell - Replace	FP-NMG Dist Mains-Replace	380.0	$ -	$ 702	$ -	$ -	$ 1,053	$ -	$ -	$ 1,053
767	629000676	PRE-05812	Cathodic Protection - Roswell - Replace	FP-NMG Dist Cathodic Protection-Re	376.5	$ -	$ -	$ -	$ -	$ 2,361	$ -	$ -	$ 28,669
768	629000677	PRE-05809	Land, Structures & Sta - Roswell - Replace	FP-NMG Dist Stations-Replace	378.0	$ -	$ -	$ -	$ -	$ 285	$ -	$ -	$ 3,630
769	629000677	PRE-05809	Land, Structures & Sta - Roswell - Replace	FP-NMG Dist Stations-Replace	385.0	$ -	$ -	$ -	$ -	$ 529	$ -	$ -	$ 6,741
770	629000678	PRE-05810	Meters - Residential - Roswell - Replace	FP-NMG Dist Residential Mtr-Replac	381.0	$ -	$ -	$ -	$ -	$ -	$ -	$ -	$ -
771	629000679	PRE-05811	Services - Roswell - Replace	FP-NMG Dist Services-Replace	380.0	$ -	$ 6,583	$ -	$ -	$ 1,583	$ -	$ -	$ 3,533
772	629000679	PRE-05811	Services - Roswell - Replace	FP-NMG Dist Services-Replace	380.1	$ -	$ 2,958	$ -	$ -	$ 711	$ -	$ -	$ 1,587
773	627000680	PRE-05804	Mains - Lovington - Replace	FP-NMG Dist Mains-Replace	376.1	$ -	$ 3,855	$ -	$ -	$ 9,903	$ -	$ -	$ 11,727
774	627000680	PRE-05804	Mains - Lovington - Replace	FP-NMG Dist Mains-Replace	376.2	$ -	$ 4,137	$ -	$ -	$ 10,628	$ -	$ -	$ 12,585
775	627000680	PRE-05804	Mains - Lovington - Replace	FP-NMG Dist Mains-Replace	376.4	$ -	$ 940	$ -	$ -	$ 2,415	$ -	$ -	$ 2,860
776	627000680	PRE-05804	Mains - Lovington - Replace	FP-NMG Dist Mains-Replace	380.0	$ -	$ 470	$ -	$ -	$ 1,208	$ -	$ -	$ 1,430
777	627000681	PRE-05805	Cathodic Protection - Lovington - Replace	FP-NMG Dist Cathodic Protection-Re	376.5	$ -	$ -	$ -	$ -	$ -	$ -	$ -	$ 471
778	627000682	PRE-05936	Land, Structures & Sta - Lovington - Replace	FP-NMG Dist Stations-Replace	378.0	$ -	$ -	$ -	$ -	$ -	$ -	$ -	$ -
779	627000682	PRE-05936	Land, Structures & Sta - Lovington - Replace	FP-NMG Dist Stations-Replace	385.0	$ -	$ -	$ -	$ -	$ -	$ -	$ -	$ -
780	627000683	PRE-05806	Meters - Residential - Lovington - Replace	FP-NMG Dist Residential Mtr-Replac	381.0	$ -	$ -	$ -	$ -	$ -	$ -	$ -	$ -
781	626000684	TEMP	Services - Lovington - Replace	FP-NMG Dist Services-Replace	380.0	$ -	$ -	$ -	$ -	$ -	$ -	$ -	$ -
782	626000684	TEMP	Services - Lovington - Replace	FP-NMG Dist Services-Replace	380.1	$ -	$ -	$ -	$ -	$ -	$ -	$ -	$ -
783	626000685	NEW-08431	Mains - Clovis/Portales - New	FP-NMG Dist Mains-New	376.2	$ -	$ 7,633	$ -	$ -	$ 12,615	$ -	$ -	$ 9,723
784	626000686	NEW-08433	Land, Structures & Sta - Clovis/Portales - New	FP-NMG Dist Stations-New	378.0	$ -	$ 832	$ -	$ -	$ 1,249	$ -	$ -	$ 1,248
785	626000686	NEW-08433	Land, Structures & Sta - Clovis/Portales - New	FP-NMG Dist Stations-New	385.0	$ -	$ 2,250	$ -	$ -	$ 3,376	$ -	$ -	$ 3,376
786	626000687	NEW-08434	Meters - Residential - Clovis/Portales - New	FP-NMG Dist Residential Mtr-New	381.0	$ -	$ 20,341	$ -	$ -	$ 33,807	$ -	$ -	$ 34,879
787	626000687	NEW-08434	Meters - Residential - Clovis/Portales - New	FP-NMG Dist Residential Mtr-New	381.1	$ -	$ 2,260	$ -	$ -	$ 3,756	$ -	$ -	$ 3,875

NEW MEXICO GAS COMPANY, INC.

Plant Gross Activity
Base Period - 12 Months Ending March 31, 2023
Future Test Year - 12 Months Ending September 30, 2025

	A	B	C	D	E	F	G	H	I	J	K	L
3	Investment Number	FP Number	Investment Name	FP Type	FERC Account	4/30/2023	5/31/2023	6/30/2023	7/31/2023	8/31/2023	9/30/2023	10/31/2023
788	626000688	NEW-08435	Services - Clovis/Portales - New	FP-NMG Dist Services-New	380.0	$ -	$ -	$ 19,949	$ -	$ -	$ 15,606	$ -
789	626000688	NEW-08435	Services - Clovis/Portales - New	FP-NMG Dist Services-New	380.1	$ -	$ -	$ 1,973	$ -	$ -	$ 1,543	$ -
790	626000689	PRE-05818	Mains - Clovis/Portales - Replace	FP-NMG Dist Mains-Replace	376.1	$ -	$ -	$ 7,711	$ -	$ -	$ 9,668	$ -
791	626000689	PRE-05818	Mains - Clovis/Portales - Replace	FP-NMG Dist Mains-Replace	376.2	$ -	$ -	$ 8,276	$ -	$ -	$ 10,375	$ -
792	626000689	PRE-05818	Mains - Clovis/Portales - Replace	FP-NMG Dist Mains-Replace	376.4	$ -	$ -	$ 1,881	$ -	$ -	$ 2,358	$ -
793	626000689	PRE-05818	Mains - Clovis/Portales - Replace	FP-NMG Dist Mains-Replace	380.0	$ -	$ -	$ 940	$ -	$ -	$ 1,179	$ -
794	626000690	PRE-05819	Cathodic Protetction - Clovis/Portales - Replace	FP-NMG Dist Cathodic Protection-Re	376.5	$ -	$ -	$ 877	$ -	$ -	$ 3,367	$ -
795	626000691	PRE-05821	Land, Structures & Sta - Clovis/Portales - Replace	FP-NMG Dist Stations-Replace	378.0	$ -	$ -	$ -	$ -	$ -	$ -	$ -
796	626000691	PRE-05821	Land, Structures & Sta - Clovis/Portales - Replace	FP-NMG Dist Stations-Replace	385.0	$ -	$ -	$ -	$ -	$ -	$ -	$ -
797	626000692	PRE-05822	Meters - Residential - Clovis/Portales - Replace	FP-NMG Dist Residential Mtr-Replac	381.0	$ -	$ -	$ -	$ -	$ -	$ -	$ -
798	626000693	PRE-05823	Services - Clovis/Portales - Replace	FP-NMG Dist Services-Replace	380.0	$ -	$ -	$ 67,393	$ -	$ -	$ 36,276	$ -
799	626000693	PRE-05823	Services - Clovis/Portales - Replace	FP-NMG Dist Services-Replace	380.1	$ -	$ -	$ 30,278	$ -	$ -	$ 16,298	$ -
800	625000694	PRE-05813	Mains - Clayton Gas - Replace	FP-NMG Dist Mains-Replace	376.1	$ -	$ -	$ 32,789	$ -	$ -	$ -	$ -
801	625000694	PRE-05813	Mains - Clayton Gas - Replace	FP-NMG Dist Mains-Replace	376.2	$ -	$ -	$ 35,188	$ -	$ -	$ -	$ -
802	625000694	PRE-05813	Mains - Clayton Gas - Replace	FP-NMG Dist Mains-Replace	376.4	$ -	$ -	$ 7,997	$ -	$ -	$ -	$ -
803	625000694	PRE-05813	Mains - Clayton Gas - Replace	FP-NMG Dist Mains-Replace	380.0	$ -	$ -	$ 3,999	$ -	$ -	$ -	$ -
804	625000695	PRE-05815	Land, Structures & Sta - Clayton Gas	FP-NMG Dist Stations-Replace	378.0	$ -	$ -	$ -	$ -	$ -	$ -	$ -
805	625000695	PRE-05815	Land, Structures & Sta - Clayton Gas	FP-NMG Dist Stations-Replace	385.0	$ -	$ -	$ -	$ -	$ -	$ -	$ -
806	634000696	PRE-05837	Mains - Tucumcari - Replace	FP-NMG Dist Mains-Replace	376.1	$ -	$ -	$ (195)	$ -	$ -	$ 216	$ -
807	634000696	PRE-05837	Mains - Tucumcari - Replace	FP-NMG Dist Mains-Replace	376.2	$ -	$ -	$ (210)	$ -	$ -	$ 232	$ -
808	634000696	PRE-05837	Mains - Tucumcari - Replace	FP-NMG Dist Mains-Replace	376.4	$ -	$ -	$ (48)	$ -	$ -	$ 53	$ -
809	634000696	PRE-05837	Mains - Tucumcari - Replace	FP-NMG Dist Mains-Replace	380.0	$ -	$ -	$ (24)	$ -	$ -	$ 26	$ -
810	662000697	NEW-08440	Mains - Espanola - New	FP-NMG Dist Mains-New	376.2	$ -	$ -	$ 136,583	$ -	$ -	$ 84,166	$ -
811	662000698	NEW-08442	Land, Structures & Sta - Espanola - New	FP-NMG Dist Stations-New	378.0	$ -	$ -	$ -	$ -	$ -	$ 285	$ -
812	662000698	NEW-08442	Land, Structures & Sta - Espanola - New	FP-NMG Dist Stations-New	385.0	$ -	$ -	$ -	$ -	$ -	$ 771	$ -
813	662000699	NEW-08443	Meters - Residential - Espanola - New	FP-NMG Dist Residential Mtr-New	381.0	$ -	$ -	$ 15,329	$ -	$ -	$ 14,457	$ -
814	662000699	NEW-08443	Meters - Residential - Espanola - New	FP-NMG Dist Residential Mtr-New	381.1	$ -	$ -	$ 1,703	$ -	$ -	$ 1,606	$ -
815	662000700	NEW-08444	Services - Espanola - New	FP-NMG Dist Services-New	380.0	$ -	$ -	$ 25,946	$ -	$ -	$ 24,878	$ -
816	662000700	NEW-08444	Services - Espanola - New	FP-NMG Dist Services-New	380.1	$ -	$ -	$ 2,566	$ -	$ -	$ 2,460	$ -
817	667000701	NEW-08450	Mains - Taos - New	FP-NMG Dist Mains-New	376.2	$ -	$ -	$ 93,448	$ -	$ -	$ 186,975	$ -
818	667000702	NEW-08452	Land, Structures & Sta - Taos - New	FP-NMG Dist Stations-New	378.0	$ -	$ -	$ 532	$ -	$ -	$ 1,404	$ -
819	667000702	NEW-08452	Land, Structures & Sta - Taos - New	FP-NMG Dist Stations-New	385.0	$ -	$ -	$ 1,439	$ -	$ -	$ 3,797	$ -
820	667000703	NEW-08453	Meters - Residential - Taos - New	FP-NMG Dist Residential Mtr-New	381.0	$ -	$ -	$ 12,553	$ -	$ -	$ 22,699	$ -
821	667000703	NEW-08453	Meters - Residential - Taos - New	FP-NMG Dist Residential Mtr-New	381.1	$ -	$ -	$ 1,395	$ -	$ -	$ 2,522	$ -
822	667000704	NEW-08539	Services - Taos - New	FP-NMG Dist Services-New	380.0	$ -	$ -	$ 62,370	$ -	$ -	$ 30,852	$ -
823	667000704	NEW-08539	Services - Taos - New	FP-NMG Dist Services-New	380.1	$ -	$ -	$ 6,168	$ -	$ -	$ 3,051	$ -
824	660000705	NEW-08445	Mains - Santa Fe - New	FP-NMG Dist Mains-New	376.2	$ -	$ -	$ 76,267	$ -	$ -	$ 120,297	$ -
825	660000706	NEW-08447	Land, Structures & Sta - Santa Fe - New	FP-NMG Dist Stations-New	378.0	$ -	$ -	$ 4,589	$ -	$ -	$ 7,418	$ -
826	660000706	NEW-08447	Land, Structures & Sta - Santa Fe - New	FP-NMG Dist Stations-New	385.0	$ -	$ -	$ 12,406	$ -	$ -	$ 20,055	$ -
827	660000707	NEW-08448	Meters - Residential - Santa Fe - New	FP-NMG Dist Residential Mtr-New	381.0	$ -	$ -	$ 139,376	$ -	$ -	$ 26,264	$ -
828	660000707	NEW-08448	Meters - Residential - Santa Fe - New	FP-NMG Dist Residential Mtr-New	381.1	$ -	$ -	$ 15,486	$ -	$ -	$ 2,918	$ -
829	660000708	NEW-08449	Services - Santa Fe - New	FP-NMG Dist Services-New	380.0	$ -	$ -	$ 206,049	$ -	$ -	$ 223,742	$ -
830	660000708	NEW-08449	Services - Santa Fe - New	FP-NMG Dist Services-New	380.1	$ -	$ -	$ 20,378	$ -	$ -	$ 22,128	$ -
831	662000709	PRE-05842	Mains - Espanola - Replace	FP-NMG Dist Mains-Replace	376.1	$ -	$ -	$ 4,976	$ -	$ -	$ 23,185	$ -
832	662000709	PRE-05842	Mains - Espanola - Replace	FP-NMG Dist Mains-Replace	376.2	$ -	$ -	$ 5,340	$ -	$ -	$ 24,881	$ -
833	662000709	PRE-05842	Mains - Espanola - Replace	FP-NMG Dist Mains-Replace	376.4	$ -	$ -	$ 1,214	$ -	$ -	$ 5,655	$ -
834	662000709	PRE-05842	Mains - Espanola - Replace	FP-NMG Dist Mains-Replace	380.0	$ -	$ -	$ 607	$ -	$ -	$ 2,827	$ -
835	662000710	PRE-05843	Cathodic Protection - Espanola - Replace	FP-NMG Dist Cathodic Protection-Re	376.5	$ -	$ -	$ 28,003	$ -	$ -	$ 5,184	$ -
836	662000711	PRE-05844	Land, Structures & Sta - Espanola - Replace	FP-NMG Dist Stations-Replace	378.0	$ -	$ -	$ 2,065	$ -	$ -	$ 1,465	$ -
837	662000711	PRE-05844	Land, Structures & Sta - Espanola - Replace	FP-NMG Dist Stations-Replace	385.0	$ -	$ -	$ 3,835	$ -	$ -	$ 2,721	$ -
838	662000712	PRE-05845	Meters - Residential - Espanola - Replace	FP-NMG Dist Residential Mtr-Replac	381.0	$ -	$ -	$ -	$ -	$ -	$ -	$ -
839	662000713	PRE-05824	Services - Espanola - Replace	FP-NMG Dist Services-Replace	380.0	$ -	$ -	$ (16,474)	$ -	$ -	$ 10,902	$ -
840	662000713	PRE-05824	Services - Espanola - Replace	FP-NMG Dist Services-Replace	380.1	$ -	$ -	$ (7,401)	$ -	$ -	$ 4,898	$ -
841	667000714	PRE-05830	Mains - Taos - Replace	FP-NMG Dist Mains-Replace	376.1	$ -	$ -	$ 12,450	$ -	$ -	$ 31,189	$ -
842	667000714	PRE-05830	Mains - Taos - Replace	FP-NMG Dist Mains-Replace	376.2	$ -	$ -	$ 13,361	$ -	$ -	$ 33,471	$ -
843	667000714	PRE-05830	Mains - Taos - Replace	FP-NMG Dist Mains-Replace	376.4	$ -	$ -	$ 3,036	$ -	$ -	$ 7,607	$ -

NEW MEXICO GAS COMPANY, INC.

Plant Gross Activity
Base Period - 12 Months Ending March 31, 2023
Future Test Year - 12 Months Ending September 30, 2025

	A	B	C	D	E	M	N	O	P	Q	R	S	T
3	Investment Number	FP Number	Investment Name	FP Type	FERC Account	11/30/2023	12/31/2023	1/31/2024	2/29/2024	3/31/2024	4/30/2024	5/31/2024	6/30/2024
788	626000688	NEW-08435	Services - Clovis/Portales - New	FP-NMG Dist Services-New	380.0	$ -	$ 14,519	$ -	$ -	$ 10,131	$ -	$ -	$ 16,996
789	626000688	NEW-08435	Services - Clovis/Portales - New	FP-NMG Dist Services-New	380.1	$ -	$ 1,436	$ -	$ -	$ 1,002	$ -	$ -	$ 1,681
790	626000689	PRE-05818	Mains - Clovis/Portales - Replace	FP-NMG Dist Mains-Replace	376.1	$ -	$ 14,534	$ -	$ -	$ 20,419	$ -	$ -	$ (6,416)
791	626000689	PRE-05818	Mains - Clovis/Portales - Replace	FP-NMG Dist Mains-Replace	376.2	$ -	$ 15,597	$ -	$ -	$ 21,913	$ -	$ -	$ (6,885)
792	626000689	PRE-05818	Mains - Clovis/Portales - Replace	FP-NMG Dist Mains-Replace	376.4	$ -	$ 3,545	$ -	$ -	$ 4,980	$ -	$ -	$ (1,565)
793	626000689	PRE-05818	Mains - Clovis/Portales - Replace	FP-NMG Dist Mains-Replace	380.0	$ -	$ 1,772	$ -	$ -	$ 2,490	$ -	$ -	$ (782)
794	626000690	PRE-05819	Cathodic Protetction - Clovis/Portales - Replace	FP-NMG Dist Cathodic Protection-Re	376.5	$ -	$ 17,658	$ -	$ -	$ 633	$ -	$ -	$ 186
795	626000691	PRE-05821	Land, Structures & Sta - Clovis/Portales - Replace	FP-NMG Dist Stations-Replace	378.0	$ -	$ 8,108	$ -	$ -	$ -	$ -	$ -	$ -
796	626000691	PRE-05821	Land, Structures & Sta - Clovis/Portales - Replace	FP-NMG Dist Stations-Replace	385.0	$ -	$ 15,057	$ -	$ -	$ -	$ -	$ -	$ -
797	626000692	PRE-05822	Meters - Residential - Clovis/Portales - Replace	FP-NMG Dist Residential Mtr-Replac	381.0	$ -	$ -	$ -	$ -	$ -	$ -	$ -	$ -
798	626000693	PRE-05823	Services - Clovis/Portales - Replace	FP-NMG Dist Services-Replace	380.0	$ -	$ 50,275	$ -	$ -	$ 16,330	$ -	$ -	$ 15,143
799	626000693	PRE-05823	Services - Clovis/Portales - Replace	FP-NMG Dist Services-Replace	380.1	$ -	$ 22,587	$ -	$ -	$ 7,336	$ -	$ -	$ 6,803
800	625000694	PRE-05813	Mains - Clayton Gas - Replace	FP-NMG Dist Mains-Replace	376.1	$ -	$ -	$ -	$ -	$ -	$ -	$ -	$ -
801	625000694	PRE-05813	Mains - Clayton Gas - Replace	FP-NMG Dist Mains-Replace	376.2	$ -	$ -	$ -	$ -	$ -	$ -	$ -	$ -
802	625000694	PRE-05813	Mains - Clayton Gas - Replace	FP-NMG Dist Mains-Replace	376.4	$ -	$ -	$ -	$ -	$ -	$ -	$ -	$ -
803	625000694	PRE-05813	Mains - Clayton Gas - Replace	FP-NMG Dist Mains-Replace	380.0	$ -	$ -	$ -	$ -	$ -	$ -	$ -	$ -
804	625000695	PRE-05815	Land, Structures & Sta - Clayton Gas	FP-NMG Dist Stations-Replace	378.0	$ -	$ -	$ -	$ -	$ -	$ -	$ -	$ -
805	625000695	PRE-05815	Land, Structures & Sta - Clayton Gas	FP-NMG Dist Stations-Replace	385.0	$ -	$ -	$ -	$ -	$ -	$ -	$ -	$ -
806	634000696	PRE-05837	Mains - Tucumcari - Replace	FP-NMG Dist Mains-Replace	376.1	$ -	$ 20,186	$ -	$ -	$ -	$ -	$ -	$ -
807	634000696	PRE-05837	Mains - Tucumcari - Replace	FP-NMG Dist Mains-Replace	376.2	$ -	$ 21,663	$ -	$ -	$ -	$ -	$ -	$ -
808	634000696	PRE-05837	Mains - Tucumcari - Replace	FP-NMG Dist Mains-Replace	376.4	$ -	$ 4,923	$ -	$ -	$ -	$ -	$ -	$ -
809	634000696	PRE-05837	Mains - Tucumcari - Replace	FP-NMG Dist Mains-Replace	380.0	$ -	$ 2,462	$ -	$ -	$ -	$ -	$ -	$ -
810	662000697	NEW-08440	Mains - Espanola - New	FP-NMG Dist Mains-New	376.2	$ -	$ 109,919	$ -	$ -	$ 76,845	$ -	$ -	$ 115,267
811	662000698	NEW-08442	Land, Structures & Sta - Espanola - New	FP-NMG Dist Stations-New	378.0	$ -	$ -	$ -	$ -	$ 534	$ -	$ -	$ 802
812	662000698	NEW-08442	Land, Structures & Sta - Espanola - New	FP-NMG Dist Stations-New	385.0	$ -	$ -	$ -	$ -	$ 1,445	$ -	$ -	$ 2,168
813	662000699	NEW-08443	Meters - Residential - Espanola - New	FP-NMG Dist Residential Mtr-New	381.0	$ -	$ 22,850	$ -	$ -	$ 22,527	$ -	$ -	$ 33,791
814	662000699	NEW-08443	Meters - Residential - Espanola - New	FP-NMG Dist Residential Mtr-New	381.1	$ -	$ 2,539	$ -	$ -	$ 2,503	$ -	$ -	$ 3,755
815	662000700	NEW-08444	Services - Espanola - New	FP-NMG Dist Services-New	380.0	$ -	$ 30,293	$ -	$ -	$ 20,518	$ -	$ -	$ 30,778
816	662000700	NEW-08444	Services - Espanola - New	FP-NMG Dist Services-New	380.1	$ -	$ 2,996	$ -	$ -	$ 2,029	$ -	$ -	$ 3,044
817	667000701	NEW-08450	Mains - Taos - New	FP-NMG Dist Mains-New	376.2	$ -	$ 270,532	$ -	$ -	$ 109,664	$ -	$ -	$ 164,495
818	667000702	NEW-08452	Land, Structures & Sta - Taos - New	FP-NMG Dist Stations-New	378.0	$ -	$ 1,331	$ -	$ -	$ 604	$ -	$ -	$ 906
819	667000702	NEW-08452	Land, Structures & Sta - Taos - New	FP-NMG Dist Stations-New	385.0	$ -	$ 3,598	$ -	$ -	$ 1,632	$ -	$ -	$ 2,448
820	667000703	NEW-08453	Meters - Residential - Taos - New	FP-NMG Dist Residential Mtr-New	381.0	$ -	$ 39,882	$ -	$ -	$ 20,756	$ -	$ -	$ 31,134
821	667000703	NEW-08453	Meters - Residential - Taos - New	FP-NMG Dist Residential Mtr-New	381.1	$ -	$ 4,431	$ -	$ -	$ 2,306	$ -	$ -	$ 3,459
822	667000704	NEW-08539	Services - Taos - New	FP-NMG Dist Services-New	380.0	$ -	$ 38,705	$ -	$ -	$ 25,375	$ -	$ -	$ 38,063
823	667000704	NEW-08539	Services - Taos - New	FP-NMG Dist Services-New	380.1	$ -	$ 3,828	$ -	$ -	$ 2,510	$ -	$ -	$ 3,764
824	660000705	NEW-08445	Mains - Santa Fe - New	FP-NMG Dist Mains-New	376.2	$ -	$ 147,858	$ -	$ -	$ 148,200	$ -	$ -	$ 222,299
825	660000706	NEW-08447	Land, Structures & Sta - Santa Fe - New	FP-NMG Dist Stations-New	378.0	$ -	$ 8,488	$ -	$ -	$ 3,735	$ -	$ -	$ 5,602
826	660000706	NEW-08447	Land, Structures & Sta - Santa Fe - New	FP-NMG Dist Stations-New	385.0	$ -	$ 22,948	$ -	$ -	$ 10,098	$ -	$ -	$ 15,147
827	660000707	NEW-08448	Meters - Residential - Santa Fe - New	FP-NMG Dist Residential Mtr-New	381.0	$ -	$ 39,548	$ -	$ -	$ 70,296	$ -	$ -	$ 105,444
828	660000707	NEW-08448	Meters - Residential - Santa Fe - New	FP-NMG Dist Residential Mtr-New	381.1	$ -	$ 4,394	$ -	$ -	$ 7,811	$ -	$ -	$ 11,716
829	660000708	NEW-08449	Services - Santa Fe - New	FP-NMG Dist Services-New	380.0	$ -	$ 257,531	$ -	$ -	$ 186,386	$ -	$ -	$ 279,580
830	660000708	NEW-08449	Services - Santa Fe - New	FP-NMG Dist Services-New	380.1	$ -	$ 25,470	$ -	$ -	$ 18,434	$ -	$ -	$ 27,651
831	662000709	PRE-05842	Mains - Espanola - Replace	FP-NMG Dist Mains-Replace	376.1	$ -	$ 26,745	$ -	$ -	$ 6,933	$ -	$ -	$ 10,399
832	662000709	PRE-05842	Mains - Espanola - Replace	FP-NMG Dist Mains-Replace	376.2	$ -	$ 28,701	$ -	$ -	$ 7,440	$ -	$ -	$ 11,160
833	662000709	PRE-05842	Mains - Espanola - Replace	FP-NMG Dist Mains-Replace	376.4	$ -	$ 6,523	$ -	$ -	$ 1,691	$ -	$ -	$ 2,536
834	662000709	PRE-05842	Mains - Espanola - Replace	FP-NMG Dist Mains-Replace	380.0	$ -	$ 3,262	$ -	$ -	$ 845	$ -	$ -	$ 1,268
835	662000710	PRE-05843	Cathodic Protection - Espanola - Replace	FP-NMG Dist Cathodic Protection-Re	376.5	$ -	$ 7,988	$ -	$ -	$ 7,664	$ -	$ -	$ 11,496
836	662000711	PRE-05844	Land, Structures & Sta - Espanola - Replace	FP-NMG Dist Stations-Replace	378.0	$ -	$ 1,798	$ -	$ -	$ 967	$ -	$ -	$ 1,451
837	662000711	PRE-05844	Land, Structures & Sta - Espanola - Replace	FP-NMG Dist Stations-Replace	385.0	$ -	$ 3,340	$ -	$ -	$ 1,796	$ -	$ -	$ 2,695
838	662000712	PRE-05845	Meters - Residential - Espanola - Replace	FP-NMG Dist Residential Mtr-Replac	381.0	$ -	$ -	$ -	$ -	$ -	$ -	$ -	$ -
839	662000713	PRE-05824	Services - Espanola - Replace	FP-NMG Dist Services-Replace	380.0	$ -	$ 21,493	$ -	$ -	$ 1,802	$ -	$ -	$ 2,704
840	662000713	PRE-05824	Services - Espanola - Replace	FP-NMG Dist Services-Replace	380.1	$ -	$ 9,656	$ -	$ -	$ 810	$ -	$ -	$ 1,215
841	667000714	PRE-05830	Mains - Taos - Replace	FP-NMG Dist Mains-Replace	376.1	$ -	$ 27,093	$ -	$ -	$ 6,554	$ -	$ -	$ 9,831
842	667000714	PRE-05830	Mains - Taos - Replace	FP-NMG Dist Mains-Replace	376.2	$ -	$ 29,076	$ -	$ -	$ 7,033	$ -	$ -	$ 10,550
843	667000714	PRE-05830	Mains - Taos - Replace	FP-NMG Dist Mains-Replace	376.4	$ -	$ 6,608	$ -	$ -	$ 1,599	$ -	$ -	$ 2,398

NEW MEXICO GAS COMPANY, INC.

Plant Gross Activity
Base Period - 12 Months Ending March 31, 2023
Future Test Year - 12 Months Ending September 30, 2025

	A	B	C	D	E	U	V	W	X	Y	Z	AA
3	Investment Number	FP Number	Investment Name	FP Type	FERC Account	7/31/2024	8/31/2024	9/30/2024	10/31/2024	11/30/2024	12/31/2024	1/31/2025
788	626000688	NEW-08435	Services - Clovis/Portales - New	FP-NMG Dist Services-New	380.0	$ -	$ -	$ 19,168	$ -	$ -	$ 22,992	$ -
789	626000688	NEW-08435	Services - Clovis/Portales - New	FP-NMG Dist Services-New	380.1	$ -	$ -	$ 1,896	$ -	$ -	$ 2,274	$ -
790	626000689	PRE-05818	Mains - Clovis/Portales - Replace	FP-NMG Dist Mains-Replace	376.1	$ -	$ -	$ 1,603	$ -	$ -	$ 5,066	$ -
791	626000689	PRE-05818	Mains - Clovis/Portales - Replace	FP-NMG Dist Mains-Replace	376.2	$ -	$ -	$ 1,721	$ -	$ -	$ 5,437	$ -
792	626000689	PRE-05818	Mains - Clovis/Portales - Replace	FP-NMG Dist Mains-Replace	376.4	$ -	$ -	$ 391	$ -	$ -	$ 1,236	$ -
793	626000689	PRE-05818	Mains - Clovis/Portales - Replace	FP-NMG Dist Mains-Replace	380.0	$ -	$ -	$ 196	$ -	$ -	$ 618	$ -
794	626000690	PRE-05819	Cathodic Protetction - Clovis/Portales - Replace	FP-NMG Dist Cathodic Protection-Re	376.5	$ -	$ -	$ 12,835	$ -	$ -	$ 31,114	$ -
795	626000691	PRE-05821	Land, Structures & Sta - Clovis/Portales - Replace	FP-NMG Dist Stations-Replace	378.0	$ -	$ -	$ -	$ -	$ -	$ 10,450	$ -
796	626000691	PRE-05821	Land, Structures & Sta - Clovis/Portales - Replace	FP-NMG Dist Stations-Replace	385.0	$ -	$ -	$ -	$ -	$ -	$ 19,408	$ -
797	626000692	PRE-05822	Meters - Residential - Clovis/Portales - Replace	FP-NMG Dist Residential Mtr-Replac	381.0	$ -	$ -	$ -	$ -	$ -	$ -	$ -
798	626000693	PRE-05823	Services - Clovis/Portales - Replace	FP-NMG Dist Services-Replace	380.0	$ -	$ -	$ 29,884	$ -	$ -	$ 72,308	$ -
799	626000693	PRE-05823	Services - Clovis/Portales - Replace	FP-NMG Dist Services-Replace	380.1	$ -	$ -	$ 13,426	$ -	$ -	$ 32,486	$ -
800	625000694	PRE-05813	Mains - Clayton Gas - Replace	FP-NMG Dist Mains-Replace	376.1	$ -	$ -	$ -	$ -	$ -	$ -	$ -
801	625000694	PRE-05813	Mains - Clayton Gas - Replace	FP-NMG Dist Mains-Replace	376.2	$ -	$ -	$ -	$ -	$ -	$ -	$ -
802	625000694	PRE-05813	Mains - Clayton Gas - Replace	FP-NMG Dist Mains-Replace	376.4	$ -	$ -	$ -	$ -	$ -	$ -	$ -
803	625000694	PRE-05813	Mains - Clayton Gas - Replace	FP-NMG Dist Mains-Replace	380.0	$ -	$ -	$ -	$ -	$ -	$ -	$ -
804	625000695	PRE-05815	Land, Structures & Sta - Clayton Gas	FP-NMG Dist Stations-Replace	378.0	$ -	$ -	$ -	$ -	$ -	$ -	$ -
805	625000695	PRE-05815	Land, Structures & Sta - Clayton Gas	FP-NMG Dist Stations-Replace	385.0	$ -	$ -	$ -	$ -	$ -	$ -	$ -
806	634000696	PRE-05837	Mains - Tucumcari - Replace	FP-NMG Dist Mains-Replace	376.1	$ -	$ -	$ 24	$ -	$ -	$ 20,220	$ -
807	634000696	PRE-05837	Mains - Tucumcari - Replace	FP-NMG Dist Mains-Replace	376.2	$ -	$ -	$ 26	$ -	$ -	$ 21,699	$ -
808	634000696	PRE-05837	Mains - Tucumcari - Replace	FP-NMG Dist Mains-Replace	376.4	$ -	$ -	$ 6	$ -	$ -	$ 4,932	$ -
809	634000696	PRE-05837	Mains - Tucumcari - Replace	FP-NMG Dist Mains-Replace	380.0	$ -	$ -	$ 3	$ -	$ -	$ 2,466	$ -
810	662000697	NEW-08440	Mains - Espanola - New	FP-NMG Dist Mains-New	376.2	$ -	$ -	$ 115,267	$ -	$ -	$ 153,689	$ -
811	662000698	NEW-08442	Land, Structures & Sta - Espanola - New	FP-NMG Dist Stations-New	378.0	$ -	$ -	$ 802	$ -	$ -	$ 1,069	$ -
812	662000698	NEW-08442	Land, Structures & Sta - Espanola - New	FP-NMG Dist Stations-New	385.0	$ -	$ -	$ 2,168	$ -	$ -	$ 2,890	$ -
813	662000699	NEW-08443	Meters - Residential - Espanola - New	FP-NMG Dist Residential Mtr-New	381.0	$ -	$ -	$ 33,791	$ -	$ -	$ 45,055	$ -
814	662000699	NEW-08443	Meters - Residential - Espanola - New	FP-NMG Dist Residential Mtr-New	381.1	$ -	$ -	$ 3,755	$ -	$ -	$ 5,006	$ -
815	662000700	NEW-08444	Services - Espanola - New	FP-NMG Dist Services-New	380.0	$ -	$ -	$ 30,778	$ -	$ -	$ 41,037	$ -
816	662000700	NEW-08444	Services - Espanola - New	FP-NMG Dist Services-New	380.1	$ -	$ -	$ 3,044	$ -	$ -	$ 4,059	$ -
817	667000701	NEW-08450	Mains - Taos - New	FP-NMG Dist Mains-New	376.2	$ -	$ -	$ 164,495	$ -	$ -	$ 219,327	$ -
818	667000702	NEW-08452	Land, Structures & Sta - Taos - New	FP-NMG Dist Stations-New	378.0	$ -	$ -	$ 906	$ -	$ -	$ 1,207	$ -
819	667000702	NEW-08452	Land, Structures & Sta - Taos - New	FP-NMG Dist Stations-New	385.0	$ -	$ -	$ 2,448	$ -	$ -	$ 3,265	$ -
820	667000703	NEW-08453	Meters - Residential - Taos - New	FP-NMG Dist Residential Mtr-New	381.0	$ -	$ -	$ 31,134	$ -	$ -	$ 41,511	$ -
821	667000703	NEW-08453	Meters - Residential - Taos - New	FP-NMG Dist Residential Mtr-New	381.1	$ -	$ -	$ 3,459	$ -	$ -	$ 4,612	$ -
822	667000704	NEW-08539	Services - Taos - New	FP-NMG Dist Services-New	380.0	$ -	$ -	$ 38,063	$ -	$ -	$ 50,751	$ -
823	667000704	NEW-08539	Services - Taos - New	FP-NMG Dist Services-New	380.1	$ -	$ -	$ 3,764	$ -	$ -	$ 5,019	$ -
824	660000705	NEW-08445	Mains - Santa Fe - New	FP-NMG Dist Mains-New	376.2	$ -	$ -	$ 222,299	$ -	$ -	$ 296,399	$ -
825	660000706	NEW-08447	Land, Structures & Sta - Santa Fe - New	FP-NMG Dist Stations-New	378.0	$ -	$ -	$ 5,602	$ -	$ -	$ 7,470	$ -
826	660000706	NEW-08447	Land, Structures & Sta - Santa Fe - New	FP-NMG Dist Stations-New	385.0	$ -	$ -	$ 15,147	$ -	$ -	$ 20,195	$ -
827	660000707	NEW-08448	Meters - Residential - Santa Fe - New	FP-NMG Dist Residential Mtr-New	381.0	$ -	$ -	$ 105,444	$ -	$ -	$ 140,592	$ -
828	660000707	NEW-08448	Meters - Residential - Santa Fe - New	FP-NMG Dist Residential Mtr-New	381.1	$ -	$ -	$ 11,716	$ -	$ -	$ 15,621	$ -
829	660000708	NEW-08449	Services - Santa Fe - New	FP-NMG Dist Services-New	380.0	$ -	$ -	$ 279,580	$ -	$ -	$ 372,773	$ -
830	660000708	NEW-08449	Services - Santa Fe - New	FP-NMG Dist Services-New	380.1	$ -	$ -	$ 27,651	$ -	$ -	$ 36,868	$ -
831	662000709	PRE-05842	Mains - Espanola - Replace	FP-NMG Dist Mains-Replace	376.1	$ -	$ -	$ 10,399	$ -	$ -	$ 13,866	$ -
832	662000709	PRE-05842	Mains - Espanola - Replace	FP-NMG Dist Mains-Replace	376.2	$ -	$ -	$ 11,160	$ -	$ -	$ 14,880	$ -
833	662000709	PRE-05842	Mains - Espanola - Replace	FP-NMG Dist Mains-Replace	376.4	$ -	$ -	$ 2,536	$ -	$ -	$ 3,382	$ -
834	662000709	PRE-05842	Mains - Espanola - Replace	FP-NMG Dist Mains-Replace	380.0	$ -	$ -	$ 1,268	$ -	$ -	$ 1,691	$ -
835	662000710	PRE-05843	Cathodic Protection - Espanola - Replace	FP-NMG Dist Cathodic Protection-Re	376.5	$ -	$ -	$ 11,496	$ -	$ -	$ 15,328	$ -
836	662000711	PRE-05844	Land, Structures & Sta - Espanola - Replace	FP-NMG Dist Stations-Replace	378.0	$ -	$ -	$ 1,451	$ -	$ -	$ 1,935	$ -
837	662000711	PRE-05844	Land, Structures & Sta - Espanola - Replace	FP-NMG Dist Stations-Replace	385.0	$ -	$ -	$ 2,695	$ -	$ -	$ 3,593	$ -
838	662000712	PRE-05845	Meters - Residential - Espanola - Replace	FP-NMG Dist Residential Mtr-Replac	381.0	$ -	$ -	$ -	$ -	$ -	$ -	$ -
839	662000713	PRE-05824	Services - Espanola - Replace	FP-NMG Dist Services-Replace	380.0	$ -	$ -	$ 2,704	$ -	$ -	$ 3,605	$ -
840	662000713	PRE-05824	Services - Espanola - Replace	FP-NMG Dist Services-Replace	380.1	$ -	$ -	$ 1,215	$ -	$ -	$ 1,619	$ -
841	667000714	PRE-05830	Mains - Taos - Replace	FP-NMG Dist Mains-Replace	376.1	$ -	$ -	$ 9,831	$ -	$ -	$ 13,108	$ -
842	667000714	PRE-05830	Mains - Taos - Replace	FP-NMG Dist Mains-Replace	376.2	$ -	$ -	$ 10,550	$ -	$ -	$ 14,067	$ -
843	667000714	PRE-05830	Mains - Taos - Replace	FP-NMG Dist Mains-Replace	376.4	$ -	$ -	$ 2,398	$ -	$ -	$ 3,197	$ -

NEW MEXICO GAS COMPANY, INC.

Plant Gross Activity
Base Period - 12 Months Ending March 31, 2023
Future Test Year - 12 Months Ending September 30, 2025

	A	B	C	D	E	AB	AC	AD	AE	AF	AG	AH	AI
3	Investment Number	FP Number	Investment Name	FP Type	FERC Account	2/28/2025	3/31/2025	4/30/2025	5/31/2025	6/30/2025	7/31/2025	8/31/2025	9/30/2025
788	626000688	NEW-08435	Services - Clovis/Portales - New	FP-NMG Dist Services-New	380.0	$ -	$ 11,571	$ -	$ -	$ 15,851	$ -	$ -	$ 16,228
789	626000688	NEW-08435	Services - Clovis/Portales - New	FP-NMG Dist Services-New	380.1	$ -	$ 1,144	$ -	$ -	$ 1,568	$ -	$ -	$ 1,605
790	626000689	PRE-05818	Mains - Clovis/Portales - Replace	FP-NMG Dist Mains-Replace	376.1	$ -	$ 6,972	$ -	$ -	$ (10,736)	$ -	$ -	$ 9,278
791	626000689	PRE-05818	Mains - Clovis/Portales - Replace	FP-NMG Dist Mains-Replace	376.2	$ -	$ 7,483	$ -	$ -	$ (11,522)	$ -	$ -	$ 9,956
792	626000689	PRE-05818	Mains - Clovis/Portales - Replace	FP-NMG Dist Mains-Replace	376.4	$ -	$ 1,701	$ -	$ -	$ (2,619)	$ -	$ -	$ 2,263
793	626000689	PRE-05818	Mains - Clovis/Portales - Replace	FP-NMG Dist Mains-Replace	380.0	$ -	$ 850	$ -	$ -	$ (1,309)	$ -	$ -	$ 1,131
794	626000690	PRE-05819	Cathodic Protetction - Clovis/Portales - Replace	FP-NMG Dist Cathodic Protection-Re	376.5	$ -	$ 6,945	$ -	$ -	$ 10,418	$ -	$ -	$ 10,418
795	626000691	PRE-05821	Land, Structures & Sta - Clovis/Portales - Replace	FP-NMG Dist Stations-Replace	378.0	$ -	$ -	$ -	$ -	$ -	$ -	$ -	$ -
796	626000691	PRE-05821	Land, Structures & Sta - Clovis/Portales - Replace	FP-NMG Dist Stations-Replace	385.0	$ -	$ -	$ -	$ -	$ -	$ -	$ -	$ -
797	626000692	PRE-05822	Meters - Residential - Clovis/Portales - Replace	FP-NMG Dist Residential Mtr-Replac	381.0	$ -	$ -	$ -	$ -	$ -	$ -	$ -	$ -
798	626000693	PRE-05823	Services - Clovis/Portales - Replace	FP-NMG Dist Services-Replace	380.0	$ -	$ 20,968	$ -	$ -	$ 29,985	$ -	$ -	$ 29,435
799	626000693	PRE-05823	Services - Clovis/Portales - Replace	FP-NMG Dist Services-Replace	380.1	$ -	$ 9,421	$ -	$ -	$ 13,471	$ -	$ -	$ 13,224
800	625000694	PRE-05813	Mains - Clayton Gas - Replace	FP-NMG Dist Mains-Replace	376.1	$ -	$ -	$ -	$ -	$ -	$ -	$ -	$ -
801	625000694	PRE-05813	Mains - Clayton Gas - Replace	FP-NMG Dist Mains-Replace	376.2	$ -	$ -	$ -	$ -	$ -	$ -	$ -	$ -
802	625000694	PRE-05813	Mains - Clayton Gas - Replace	FP-NMG Dist Mains-Replace	376.4	$ -	$ -	$ -	$ -	$ -	$ -	$ -	$ -
803	625000694	PRE-05813	Mains - Clayton Gas - Replace	FP-NMG Dist Mains-Replace	380.0	$ -	$ -	$ -	$ -	$ -	$ -	$ -	$ -
804	625000695	PRE-05815	Land, Structures & Sta - Clayton Gas	FP-NMG Dist Stations-Replace	378.0	$ -	$ -	$ -	$ -	$ -	$ -	$ -	$ -
805	625000695	PRE-05815	Land, Structures & Sta - Clayton Gas	FP-NMG Dist Stations-Replace	385.0	$ -	$ -	$ -	$ -	$ -	$ -	$ -	$ -
806	634000696	PRE-05837	Mains - Tucumcari - Replace	FP-NMG Dist Mains-Replace	376.1	$ -	$ 3,085	$ -	$ -	$ 4,627	$ -	$ -	$ 4,636
807	634000696	PRE-05837	Mains - Tucumcari - Replace	FP-NMG Dist Mains-Replace	376.2	$ -	$ 3,310	$ -	$ -	$ 4,966	$ -	$ -	$ 4,975
808	634000696	PRE-05837	Mains - Tucumcari - Replace	FP-NMG Dist Mains-Replace	376.4	$ -	$ 752	$ -	$ -	$ 1,129	$ -	$ -	$ 1,131
809	634000696	PRE-05837	Mains - Tucumcari - Replace	FP-NMG Dist Mains-Replace	380.0	$ -	$ 376	$ -	$ -	$ 564	$ -	$ -	$ 565
810	662000697	NEW-08440	Mains - Espanola - New	FP-NMG Dist Mains-New	376.2	$ -	$ 75,473	$ -	$ -	$ 113,210	$ -	$ -	$ 113,210
811	662000698	NEW-08442	Land, Structures & Sta - Espanola - New	FP-NMG Dist Stations-New	378.0	$ -	$ 524	$ -	$ -	$ 786	$ -	$ -	$ 786
812	662000698	NEW-08442	Land, Structures & Sta - Espanola - New	FP-NMG Dist Stations-New	385.0	$ -	$ 1,417	$ -	$ -	$ 2,126	$ -	$ -	$ 2,126
813	662000699	NEW-08443	Meters - Residential - Espanola - New	FP-NMG Dist Residential Mtr-New	381.0	$ -	$ 22,514	$ -	$ -	$ 33,772	$ -	$ -	$ 33,772
814	662000699	NEW-08443	Meters - Residential - Espanola - New	FP-NMG Dist Residential Mtr-New	381.1	$ -	$ 2,502	$ -	$ -	$ 3,752	$ -	$ -	$ 3,752
815	662000700	NEW-08444	Services - Espanola - New	FP-NMG Dist Services-New	380.0	$ -	$ 20,113	$ -	$ -	$ 30,169	$ -	$ -	$ 30,169
816	662000700	NEW-08444	Services - Espanola - New	FP-NMG Dist Services-New	380.1	$ -	$ 1,989	$ -	$ -	$ 2,984	$ -	$ -	$ 2,984
817	667000701	NEW-08450	Mains - Taos - New	FP-NMG Dist Mains-New	376.2	$ -	$ 113,609	$ -	$ -	$ 170,413	$ -	$ -	$ 170,413
818	667000702	NEW-08452	Land, Structures & Sta - Taos - New	FP-NMG Dist Stations-New	378.0	$ -	$ 600	$ -	$ -	$ 901	$ -	$ -	$ 901
819	667000702	NEW-08452	Land, Structures & Sta - Taos - New	FP-NMG Dist Stations-New	385.0	$ -	$ 1,623	$ -	$ -	$ 2,435	$ -	$ -	$ 2,435
820	667000703	NEW-08453	Meters - Residential - Taos - New	FP-NMG Dist Residential Mtr-New	381.0	$ -	$ 20,743	$ -	$ -	$ 31,114	$ -	$ -	$ 31,114
821	667000703	NEW-08453	Meters - Residential - Taos - New	FP-NMG Dist Residential Mtr-New	381.1	$ -	$ 2,305	$ -	$ -	$ 3,457	$ -	$ -	$ 3,457
822	667000704	NEW-08539	Services - Taos - New	FP-NMG Dist Services-New	380.0	$ -	$ 24,612	$ -	$ -	$ 36,918	$ -	$ -	$ 36,918
823	667000704	NEW-08539	Services - Taos - New	FP-NMG Dist Services-New	380.1	$ -	$ 2,434	$ -	$ -	$ 3,651	$ -	$ -	$ 3,651
824	660000705	NEW-08445	Mains - Santa Fe - New	FP-NMG Dist Mains-New	376.2	$ -	$ 72,168	$ -	$ -	$ 108,252	$ -	$ -	$ 108,252
825	660000706	NEW-08447	Land, Structures & Sta - Santa Fe - New	FP-NMG Dist Stations-New	378.0	$ -	$ 3,693	$ -	$ -	$ 5,539	$ -	$ -	$ 5,539
826	660000706	NEW-08447	Land, Structures & Sta - Santa Fe - New	FP-NMG Dist Stations-New	385.0	$ -	$ 9,984	$ -	$ -	$ 14,976	$ -	$ -	$ 14,976
827	660000707	NEW-08448	Meters - Residential - Santa Fe - New	FP-NMG Dist Residential Mtr-New	381.0	$ -	$ 70,062	$ -	$ -	$ 105,093	$ -	$ -	$ 105,093
828	660000707	NEW-08448	Meters - Residential - Santa Fe - New	FP-NMG Dist Residential Mtr-New	381.1	$ -	$ 7,785	$ -	$ -	$ 11,677	$ -	$ -	$ 11,677
829	660000708	NEW-08449	Services - Santa Fe - New	FP-NMG Dist Services-New	380.0	$ -	$ 192,833	$ -	$ -	$ 289,249	$ -	$ -	$ 289,249
830	660000708	NEW-08449	Services - Santa Fe - New	FP-NMG Dist Services-New	380.1	$ -	$ 19,071	$ -	$ -	$ 28,607	$ -	$ -	$ 28,607
831	662000709	PRE-05842	Mains - Espanola - Replace	FP-NMG Dist Mains-Replace	376.1	$ -	$ 7,167	$ -	$ -	$ 10,750	$ -	$ -	$ 10,750
832	662000709	PRE-05842	Mains - Espanola - Replace	FP-NMG Dist Mains-Replace	376.2	$ -	$ 7,691	$ -	$ -	$ 11,537	$ -	$ -	$ 11,537
833	662000709	PRE-05842	Mains - Espanola - Replace	FP-NMG Dist Mains-Replace	376.4	$ -	$ 1,748	$ -	$ -	$ 2,622	$ -	$ -	$ 2,622
834	662000709	PRE-05842	Mains - Espanola - Replace	FP-NMG Dist Mains-Replace	380.0	$ -	$ 874	$ -	$ -	$ 1,311	$ -	$ -	$ 1,311
835	662000710	PRE-05843	Cathodic Protection - Espanola - Replace	FP-NMG Dist Cathodic Protection-Re	376.5	$ -	$ 7,579	$ -	$ -	$ 11,369	$ -	$ -	$ 11,369
836	662000711	PRE-05844	Land, Structures & Sta - Espanola - Replace	FP-NMG Dist Stations-Replace	378.0	$ -	$ 953	$ -	$ -	$ 1,430	$ -	$ -	$ 1,430
837	662000711	PRE-05844	Land, Structures & Sta - Espanola - Replace	FP-NMG Dist Stations-Replace	385.0	$ -	$ 1,770	$ -	$ -	$ 2,656	$ -	$ -	$ 2,656
838	662000712	PRE-05845	Meters - Residential - Espanola - Replace	FP-NMG Dist Residential Mtr-Replac	381.0	$ -	$ -	$ -	$ -	$ -	$ -	$ -	$ -
839	662000713	PRE-05824	Services - Espanola - Replace	FP-NMG Dist Services-Replace	380.0	$ -	$ 1,779	$ -	$ -	$ 2,668	$ -	$ -	$ 2,668
840	662000713	PRE-05824	Services - Espanola - Replace	FP-NMG Dist Services-Replace	380.1	$ -	$ 799	$ -	$ -	$ 1,199	$ -	$ -	$ 1,199
841	667000714	PRE-05830	Mains - Taos - Replace	FP-NMG Dist Mains-Replace	376.1	$ -	$ 6,787	$ -	$ -	$ 10,180	$ -	$ -	$ 10,180
842	667000714	PRE-05830	Mains - Taos - Replace	FP-NMG Dist Mains-Replace	376.2	$ -	$ 7,283	$ -	$ -	$ 10,925	$ -	$ -	$ 10,925
843	667000714	PRE-05830	Mains - Taos - Replace	FP-NMG Dist Mains-Replace	376.4	$ -	$ 1,655	$ -	$ -	$ 2,483	$ -	$ -	$ 2,483

NEW MEXICO GAS COMPANY, INC.

Plant Gross Activity
Base Period - 12 Months Ending March 31, 2023
Future Test Year - 12 Months Ending September 30, 2025

	A	B	C	D	E	F	G	H	I	J	K	L
3	Investment Number	FP Number	Investment Name	FP Type	FERC Account	4/30/2023	5/31/2023	6/30/2023	7/31/2023	8/31/2023	9/30/2023	10/31/2023
844	667000714	PRE-05830	Mains - Taos - Replace	FP-NMG Dist Mains-Replace	380.0	$ -	$ -	$ 1,518	$ -	$ -	$ 3,804	$ -
845	667000715	PRE-05960	Cathodic Protection - Taos - Replace	FP-NMG Dist Cathodic Protection-Re	376.5	$ -	$ -	$ 1,652	$ -	$ -	$ 2,336	$ -
846	667000716	PRE-05832	Land, Structures & Sta - Taos - Replace	FP-NMG Dist Stations-Replace	378.0	$ -	$ -	$ 2,351	$ -	$ -	$ 5,566	$ -
847	667000716	PRE-05832	Land, Structures & Sta - Taos - Replace	FP-NMG Dist Stations-Replace	385.0	$ -	$ -	$ 4,367	$ -	$ -	$ 10,337	$ -
848	667000717	PRE-05833	Meters - Residential - Taos - Replace	FP-NMG Dist Residential Mtr-Replac	381.0	$ -	$ -	$ -	$ -	$ -	$ -	$ -
849	667000718	PRE-05834	Services - Taos - Replace	FP-NMG Dist Services-Replace	380.0	$ -	$ -	$ (58)	$ -	$ -	$ 1,888	$ -
850	667000718	PRE-05834	Services - Taos - Replace	FP-NMG Dist Services-Replace	380.1	$ -	$ -	$ (26)	$ -	$ -	$ 848	$ -
851	660000719	PRE-05825	Mains - Santa Fe - Replace	FP-NMG Dist Mains-Replace	376.1	$ -	$ -	$ 27,814	$ -	$ -	$ 3,603	$ -
852	660000719	PRE-05825	Mains - Santa Fe - Replace	FP-NMG Dist Mains-Replace	376.2	$ -	$ -	$ 29,849	$ -	$ -	$ 3,867	$ -
853	660000719	PRE-05825	Mains - Santa Fe - Replace	FP-NMG Dist Mains-Replace	376.4	$ -	$ -	$ 6,784	$ -	$ -	$ 879	$ -
854	660000719	PRE-05825	Mains - Santa Fe - Replace	FP-NMG Dist Mains-Replace	380.0	$ -	$ -	$ 3,392	$ -	$ -	$ 439	$ -
855	660000720	PRE-05826	Cathodic Protection - Santa Fe - Replace	FP-NMG Dist Cathodic Protection-Re	376.5	$ -	$ -	$ 130,906	$ -	$ -	$ 10,580	$ -
856	660000721	PRE-05827	Land, Structures & Sta - Santa Fe - Replace	FP-NMG Dist Stations-Replace	378.0	$ -	$ -	$ 47,249	$ -	$ -	$ 6,558	$ -
857	660000721	PRE-05827	Land, Structures & Sta - Santa Fe - Replace	FP-NMG Dist Stations-Replace	385.0	$ -	$ -	$ 87,748	$ -	$ -	$ 12,180	$ -
858	660000722	PRE-05828	Meters - Residential - Santa Fe - Replace	FP-NMG Dist Residential Mtr-Replac	381.0	$ -	$ -	$ -	$ -	$ -	$ -	$ -
859	660000723	PRE-05829	Services - Santa Fe - Replace	FP-NMG Dist Services-Replace	380.0	$ -	$ -	$ 79,102	$ -	$ -	$ 29,065	$ -
860	660000723	PRE-05829	Services - Santa Fe - Replace	FP-NMG Dist Services-Replace	380.1	$ -	$ -	$ 35,538	$ -	$ -	$ 13,058	$ -
861	680000724	NEW-08454	Mains -Farmington - New	FP-NMG Dist Mains-New	376.2	$ -	$ -	$ 172,118	$ -	$ -	$ 312,257	$ -
862	680000725	NEW-08456	Land, Structures & Sta - Farmington - New	FP-NMG Dist Stations-New	378.0	$ -	$ -	$ 21,845	$ -	$ -	$ 440	$ -
863	680000725	NEW-08456	Land, Structures & Sta - Farmington - New	FP-NMG Dist Stations-New	385.0	$ -	$ -	$ 59,063	$ -	$ -	$ 1,190	$ -
864	680000726	NEW-08457	Meters - Residential - Farmington - New	FP-NMG Dist Residential Mtr-New	381.0	$ -	$ -	$ 47,014	$ -	$ -	$ -	$ -
865	680000726	NEW-08457	Meters - Residential - Farmington - New	FP-NMG Dist Residential Mtr-New	381.1	$ -	$ -	$ 5,224	$ -	$ -	$ -	$ -
866	680000727	NEW-08458	Services - Farmington - New	FP-NMG Dist Services-New	380.0	$ -	$ -	$ 92,251	$ -	$ -	$ 130,868	$ -
867	680000727	NEW-08458	Services - Farmington - New	FP-NMG Dist Services-New	380.1	$ -	$ -	$ 9,124	$ -	$ -	$ 12,943	$ -
868	684000728	NEW-08459	Mains - Gallup - New	FP-NMG Dist Mains-New	376.2	$ -	$ -	$ -	$ -	$ -	$ 114	$ -
869	684000729	NEW-08461	Land, Structures & Sta - Gallup - New	FP-NMG Dist Stations-New	378.0	$ -	$ -	$ 1,000	$ -	$ -	$ 2,710	$ -
870	684000729	NEW-08461	Land, Structures & Sta - Gallup - New	FP-NMG Dist Stations-New	385.0	$ -	$ -	$ 2,702	$ -	$ -	$ 7,328	$ -
871	684000730	NEW-08462	Meters - Residential - Gallup - New	FP-NMG Dist Residential Mtr-New	381.0	$ -	$ -	$ 29,464	$ -	$ -	$ 6,033	$ -
872	684000730	NEW-08462	Meters - Residential - Gallup - New	FP-NMG Dist Residential Mtr-New	381.1	$ -	$ -	$ 3,274	$ -	$ -	$ 670	$ -
873	684000731	NEW-08463	Services - Gallup - New	FP-NMG Dist Services-New	380.0	$ -	$ -	$ 23,932	$ -	$ -	$ -	$ -
874	684000731	NEW-08463	Services - Gallup - New	FP-NMG Dist Services-New	380.1	$ -	$ -	$ 2,367	$ -	$ -	$ -	$ -
875	685000732	NEW-08464	Mains - Grants - New	FP-NMG Dist Mains-New	376.2	$ -	$ -	$ 6,197	$ -	$ -	$ 15,238	$ -
876	685000733	NEW-08467	Meters - Residential - Grants - New	FP-NMG Dist Residential Mtr-New	381.0	$ -	$ -	$ 18,979	$ -	$ -	$ 6,962	$ -
877	685000733	NEW-08467	Meters - Residential - Grants - New	FP-NMG Dist Residential Mtr-New	381.1	$ -	$ -	$ 2,109	$ -	$ -	$ 774	$ -
878	685000734	NEW-08468	Services - Grants - New	FP-NMG Dist Services-New	380.0	$ -	$ -	$ 22,015	$ -	$ -	$ 12,633	$ -
879	685000734	NEW-08468	Services - Grants - New	FP-NMG Dist Services-New	380.1	$ -	$ -	$ 2,177	$ -	$ -	$ 1,249	$ -
880	680000735	PRE-05835	Mains - Farmington - Replace	FP-NMG Dist Mains-Replace	376.1	$ -	$ -	$ 9,069	$ -	$ -	$ 80,603	$ -
881	680000735	PRE-05835	Mains - Farmington - Replace	FP-NMG Dist Mains-Replace	376.2	$ -	$ -	$ 9,733	$ -	$ -	$ 86,501	$ -
882	680000735	PRE-05835	Mains - Farmington - Replace	FP-NMG Dist Mains-Replace	376.4	$ -	$ -	$ 2,212	$ -	$ -	$ 19,659	$ -
883	680000735	PRE-05835	Mains - Farmington - Replace	FP-NMG Dist Mains-Replace	380.0	$ -	$ -	$ 1,106	$ -	$ -	$ 9,830	$ -
884	680000736	PRE-05597	Mains - Farmington - Replace 2	FP-NMG Dist Mains-Replace	376.1	$ -	$ -	$ -	$ -	$ -	$ -	$ -
885	680000736	PRE-05597	Mains - Farmington - Replace 2	FP-NMG Dist Mains-Replace	376.2	$ -	$ -	$ -	$ -	$ -	$ -	$ -
886	680000736	PRE-05597	Mains - Farmington - Replace 2	FP-NMG Dist Mains-Replace	376.4	$ -	$ -	$ -	$ -	$ -	$ -	$ -
887	680000736	PRE-05597	Mains - Farmington - Replace 2	FP-NMG Dist Mains-Replace	380.0	$ -	$ -	$ -	$ -	$ -	$ -	$ -
888	680000737	PRE-05847	Cathodic Protection - Farmington - Replace	FP-NMG Dist Cathodic Protection-Re	376.5	$ -	$ -	$ 5,690	$ -	$ -	$ 3,449	$ -
889	680000738	PRE-05620	Land, Structures & Sta - Farmington - Replace	FP-NMG Dist Stations-Replace	378.0	$ -	$ -	$ -	$ -	$ -	$ -	$ -
890	680000738	PRE-05620	Land, Structures & Sta - Farmington - Replace	FP-NMG Dist Stations-Replace	385.0	$ -	$ -	$ -	$ -	$ -	$ -	$ -
891	680000739	PRE-05848	Land, Structures & Sta - Farmington - Replace 2	FP-NMG Dist Stations-Replace	378.0	$ -	$ -	$ 11,174	$ -	$ -	$ -	$ -
892	680000739	PRE-05848	Land, Structures & Sta - Farmington - Replace 2	FP-NMG Dist Stations-Replace	385.0	$ -	$ -	$ 20,752	$ -	$ -	$ -	$ -
893	680000740	PRE-05849	Meters - Residential - Farmington - Replace	FP-NMG Dist Residential Mtr-Replac	381.0	$ -	$ -	$ -	$ -	$ -	$ -	$ -
894	680000741	PRE-05850	Services - Farmington - Replace	FP-NMG Dist Services-Replace	380.0	$ -	$ -	$ (56,357)	$ -	$ -	$ 56,784	$ -
895	680000741	PRE-05850	Services - Farmington - Replace	FP-NMG Dist Services-Replace	380.1	$ -	$ -	$ (25,320)	$ -	$ -	$ 25,512	$ -
896	684000742	PRE-05851	Mains - Gallup - Replace	FP-NMG Dist Mains-Replace	376.1	$ -	$ -	$ -	$ -	$ -	$ 9,449	$ -
897	684000742	PRE-05851	Mains - Gallup - Replace	FP-NMG Dist Mains-Replace	376.2	$ -	$ -	$ -	$ -	$ -	$ 10,140	$ -
898	684000742	PRE-05851	Mains - Gallup - Replace	FP-NMG Dist Mains-Replace	376.4	$ -	$ -	$ -	$ -	$ -	$ 2,305	$ -
899	684000742	PRE-05851	Mains - Gallup - Replace	FP-NMG Dist Mains-Replace	380.0	$ -	$ -	$ -	$ -	$ -	$ 1,152	$ -

NEW MEXICO GAS COMPANY, INC.

Plant Gross Activity
Base Period - 12 Months Ending March 31, 2023
Future Test Year - 12 Months Ending September 30, 2025

	A	B	C	D	E	M	N	O	P	Q	R	S	T
3	Investment Number	FP Number	Investment Name	FP Type	FERC Account	11/30/2023	12/31/2023	1/31/2024	2/29/2024	3/31/2024	4/30/2024	5/31/2024	6/30/2024
844	667000714	PRE-05830	Mains - Taos - Replace	FP-NMG Dist Mains-Replace	380.0	$ -	$ 3,304	$ -	$ -	$ 799	$ -	$ -	$ 1,199
845	667000715	PRE-05960	Cathodic Protection - Taos - Replace	FP-NMG Dist Cathodic Protection-Re	376.5	$ -	$ 1,937	$ -	$ -	$ 1,109	$ -	$ -	$ 1,663
846	667000716	PRE-05832	Land, Structures & Sta - Taos - Replace	FP-NMG Dist Stations-Replace	378.0	$ -	$ 6,834	$ -	$ -	$ 2,968	$ -	$ -	$ 4,453
847	667000716	PRE-05832	Land, Structures & Sta - Taos - Replace	FP-NMG Dist Stations-Replace	385.0	$ -	$ 12,692	$ -	$ -	$ 5,513	$ -	$ -	$ 8,269
848	667000717	PRE-05833	Meters - Residential - Taos - Replace	FP-NMG Dist Residential Mtr-Replac	381.0	$ -	$ -	$ -	$ -	$ -	$ -	$ -	$ -
849	667000718	PRE-05834	Services - Taos - Replace	FP-NMG Dist Services-Replace	380.0	$ -	$ 1,691	$ -	$ -	$ 910	$ -	$ -	$ 1,365
850	667000718	PRE-05834	Services - Taos - Replace	FP-NMG Dist Services-Replace	380.1	$ -	$ 760	$ -	$ -	$ 409	$ -	$ -	$ 613
851	660000719	PRE-05825	Mains - Santa Fe - Replace	FP-NMG Dist Mains-Replace	376.1	$ -	$ 2,397	$ -	$ -	$ 6,859	$ -	$ -	$ 10,288
852	660000719	PRE-05825	Mains - Santa Fe - Replace	FP-NMG Dist Mains-Replace	376.2	$ -	$ 2,572	$ -	$ -	$ 7,361	$ -	$ -	$ 11,041
853	660000719	PRE-05825	Mains - Santa Fe - Replace	FP-NMG Dist Mains-Replace	376.4	$ -	$ 585	$ -	$ -	$ 1,673	$ -	$ -	$ 2,509
854	660000719	PRE-05825	Mains - Santa Fe - Replace	FP-NMG Dist Mains-Replace	380.0	$ -	$ 292	$ -	$ -	$ 836	$ -	$ -	$ 1,255
855	660000720	PRE-05826	Cathodic Protection - Santa Fe - Replace	FP-NMG Dist Cathodic Protection-Re	376.5	$ -	$ 10,473	$ -	$ -	$ 50,821	$ -	$ -	$ 76,231
856	660000721	PRE-05827	Land, Structures & Sta - Santa Fe - Replace	FP-NMG Dist Stations-Replace	378.0	$ -	$ 8,009	$ -	$ -	$ 5,002	$ -	$ -	$ 7,503
857	660000721	PRE-05827	Land, Structures & Sta - Santa Fe - Replace	FP-NMG Dist Stations-Replace	385.0	$ -	$ 14,873	$ -	$ -	$ 9,289	$ -	$ -	$ 13,934
858	660000722	PRE-05828	Meters - Residential - Santa Fe - Replace	FP-NMG Dist Residential Mtr-Replac	381.0	$ -	$ -	$ -	$ -	$ -	$ -	$ -	$ -
859	660000723	PRE-05829	Services - Santa Fe - Replace	FP-NMG Dist Services-Replace	380.0	$ -	$ 45,099	$ -	$ -	$ 28,059	$ -	$ -	$ 42,088
860	660000723	PRE-05829	Services - Santa Fe - Replace	FP-NMG Dist Services-Replace	380.1	$ -	$ 20,262	$ -	$ -	$ 12,606	$ -	$ -	$ 18,909
861	680000724	NEW-08454	Mains -Farmington - New	FP-NMG Dist Mains-New	376.2	$ -	$ 412,494	$ -	$ -	$ 203,232	$ -	$ -	$ 304,849
862	680000725	NEW-08456	Land, Structures & Sta - Farmington - New	FP-NMG Dist Stations-New	378.0	$ -	$ -	$ -	$ -	$ 13,815	$ -	$ -	$ 5,419
863	680000725	NEW-08456	Land, Structures & Sta - Farmington - New	FP-NMG Dist Stations-New	385.0	$ -	$ -	$ -	$ -	$ 37,352	$ -	$ -	$ 14,651
864	680000726	NEW-08457	Meters - Residential - Farmington - New	FP-NMG Dist Residential Mtr-New	381.0	$ -	$ 16,844	$ -	$ -	$ 26,117	$ -	$ -	$ 107,742
865	680000726	NEW-08457	Meters - Residential - Farmington - New	FP-NMG Dist Residential Mtr-New	381.1	$ -	$ 1,872	$ -	$ -	$ 2,902	$ -	$ -	$ 11,971
866	680000727	NEW-08458	Services - Farmington - New	FP-NMG Dist Services-New	380.0	$ -	$ 157,907	$ -	$ -	$ 86,767	$ -	$ -	$ 130,151
867	680000727	NEW-08458	Services - Farmington - New	FP-NMG Dist Services-New	380.1	$ -	$ 15,617	$ -	$ -	$ 8,581	$ -	$ -	$ 12,872
868	684000728	NEW-08459	Mains - Gallup - New	FP-NMG Dist Mains-New	376.2	$ -	$ 55	$ -	$ -	$ -	$ -	$ -	$ -
869	684000729	NEW-08461	Land, Structures & Sta - Gallup - New	FP-NMG Dist Stations-New	378.0	$ -	$ 3,083	$ -	$ -	$ -	$ -	$ -	$ -
870	684000729	NEW-08461	Land, Structures & Sta - Gallup - New	FP-NMG Dist Stations-New	385.0	$ -	$ 8,335	$ -	$ -	$ -	$ -	$ -	$ -
871	684000730	NEW-08462	Meters - Residential - Gallup - New	FP-NMG Dist Residential Mtr-New	381.0	$ -	$ (542)	$ -	$ -	$ (3,403)	$ -	$ -	$ 12,462
872	684000730	NEW-08462	Meters - Residential - Gallup - New	FP-NMG Dist Residential Mtr-New	381.1	$ -	$ (60)	$ -	$ -	$ (378)	$ -	$ -	$ 1,385
873	684000731	NEW-08463	Services - Gallup - New	FP-NMG Dist Services-New	380.0	$ -	$ -	$ -	$ -	$ 3,953	$ -	$ -	$ 3,904
874	684000731	NEW-08463	Services - Gallup - New	FP-NMG Dist Services-New	380.1	$ -	$ -	$ -	$ -	$ 391	$ -	$ -	$ 386
875	685000732	NEW-08464	Mains - Grants - New	FP-NMG Dist Mains-New	376.2	$ -	$ 14,399	$ -	$ -	$ 7,480	$ -	$ -	$ 11,219
876	685000733	NEW-08467	Meters - Residential - Grants - New	FP-NMG Dist Residential Mtr-New	381.0	$ -	$ -	$ -	$ -	$ 2,987	$ -	$ -	$ 21,527
877	685000733	NEW-08467	Meters - Residential - Grants - New	FP-NMG Dist Residential Mtr-New	381.1	$ -	$ -	$ -	$ -	$ 332	$ -	$ -	$ 2,392
878	685000734	NEW-08468	Services - Grants - New	FP-NMG Dist Services-New	380.0	$ -	$ 12,220	$ -	$ -	$ 31,991	$ -	$ -	$ 87,799
879	685000734	NEW-08468	Services - Grants - New	FP-NMG Dist Services-New	380.1	$ -	$ 1,209	$ -	$ -	$ 3,164	$ -	$ -	$ 8,683
880	680000735	PRE-05835	Mains - Farmington - Replace	FP-NMG Dist Mains-Replace	376.1	$ -	$ 15,508	$ -	$ -	$ 4,909	$ -	$ -	$ 7,364
881	680000735	PRE-05835	Mains - Farmington - Replace	FP-NMG Dist Mains-Replace	376.2	$ -	$ 16,643	$ -	$ -	$ 5,268	$ -	$ -	$ 7,903
882	680000735	PRE-05835	Mains - Farmington - Replace	FP-NMG Dist Mains-Replace	376.4	$ -	$ 3,782	$ -	$ -	$ 1,197	$ -	$ -	$ 1,796
883	680000735	PRE-05835	Mains - Farmington - Replace	FP-NMG Dist Mains-Replace	380.0	$ -	$ 1,891	$ -	$ -	$ 599	$ -	$ -	$ 898
884	680000736	PRE-05597	Mains - Farmington - Replace 2	FP-NMG Dist Mains-Replace	376.1	$ -	$ -	$ -	$ -	$ -	$ -	$ -	$ -
885	680000736	PRE-05597	Mains - Farmington - Replace 2	FP-NMG Dist Mains-Replace	376.2	$ -	$ -	$ -	$ -	$ -	$ -	$ -	$ -
886	680000736	PRE-05597	Mains - Farmington - Replace 2	FP-NMG Dist Mains-Replace	376.4	$ -	$ -	$ -	$ -	$ -	$ -	$ -	$ -
887	680000736	PRE-05597	Mains - Farmington - Replace 2	FP-NMG Dist Mains-Replace	380.0	$ -	$ -	$ -	$ -	$ -	$ -	$ -	$ -
888	680000737	PRE-05847	Cathodic Protection - Farmington - Replace	FP-NMG Dist Cathodic Protection-Re	376.5	$ -	$ 4,424	$ -	$ -	$ 2,611	$ -	$ -	$ 3,916
889	680000738	PRE-05620	Land, Structures & Sta - Farmington - Replace	FP-NMG Dist Stations-Replace	378.0	$ -	$ -	$ -	$ -	$ -	$ -	$ -	$ -
890	680000738	PRE-05620	Land, Structures & Sta - Farmington - Replace	FP-NMG Dist Stations-Replace	385.0	$ -	$ -	$ -	$ -	$ -	$ -	$ -	$ -
891	680000739	PRE-05848	Land, Structures & Sta - Farmington - Replace 2	FP-NMG Dist Stations-Replace	378.0	$ -	$ -	$ -	$ -	$ 933	$ -	$ -	$ 1,399
892	680000739	PRE-05848	Land, Structures & Sta - Farmington - Replace 2	FP-NMG Dist Stations-Replace	385.0	$ -	$ -	$ -	$ -	$ 1,733	$ -	$ -	$ 2,599
893	680000740	PRE-05849	Meters - Residential - Farmington - Replace	FP-NMG Dist Residential Mtr-Replac	381.0	$ -	$ -	$ -	$ -	$ -	$ -	$ -	$ -
894	680000741	PRE-05850	Services - Farmington - Replace	FP-NMG Dist Services-Replace	380.0	$ -	$ 44,724	$ -	$ -	$ 15,690	$ -	$ -	$ 23,535
895	680000741	PRE-05850	Services - Farmington - Replace	FP-NMG Dist Services-Replace	380.1	$ -	$ 20,093	$ -	$ -	$ 7,049	$ -	$ -	$ 10,574
896	684000742	PRE-05851	Mains - Gallup - Replace	FP-NMG Dist Mains-Replace	376.1	$ -	$ 1,849	$ -	$ -	$ 6,169	$ -	$ -	$ 9,253
897	684000742	PRE-05851	Mains - Gallup - Replace	FP-NMG Dist Mains-Replace	376.2	$ -	$ 1,984	$ -	$ -	$ 6,620	$ -	$ -	$ 9,930
898	684000742	PRE-05851	Mains - Gallup - Replace	FP-NMG Dist Mains-Replace	376.4	$ -	$ 451	$ -	$ -	$ 1,505	$ -	$ -	$ 2,257
899	684000742	PRE-05851	Mains - Gallup - Replace	FP-NMG Dist Mains-Replace	380.0	$ -	$ 225	$ -	$ -	$ 752	$ -	$ -	$ 1,128

NEW MEXICO GAS COMPANY, INC.

Plant Gross Activity
Base Period - 12 Months Ending March 31, 2023
Future Test Year - 12 Months Ending September 30, 2025

	A	B	C	D	E	U	V	W	X	Y	Z	AA
3	Investment Number	FP Number	Investment Name	FP Type	FERC Account	7/31/2024	8/31/2024	9/30/2024	10/31/2024	11/30/2024	12/31/2024	1/31/2025
844	667000714	PRE-05830	Mains - Taos - Replace	FP-NMG Dist Mains-Replace	380.0	$ -	$ -	$ 1,199	$ -	$ -	$ 1,599	$ -
845	667000715	PRE-05960	Cathodic Protection - Taos - Replace	FP-NMG Dist Cathodic Protection-Re	376.5	$ -	$ -	$ 1,663	$ -	$ -	$ 2,217	$ -
846	667000716	PRE-05832	Land, Structures & Sta - Taos - Replace	FP-NMG Dist Stations-Replace	378.0	$ -	$ -	$ 4,453	$ -	$ -	$ 5,937	$ -
847	667000716	PRE-05832	Land, Structures & Sta - Taos - Replace	FP-NMG Dist Stations-Replace	385.0	$ -	$ -	$ 8,269	$ -	$ -	$ 11,026	$ -
848	667000717	PRE-05833	Meters - Residential - Taos - Replace	FP-NMG Dist Residential Mtr-Replac	381.0	$ -	$ -	$ -	$ -	$ -	$ -	$ -
849	667000718	PRE-05834	Services - Taos - Replace	FP-NMG Dist Services-Replace	380.0	$ -	$ -	$ 1,365	$ -	$ -	$ 1,820	$ -
850	667000718	PRE-05834	Services - Taos - Replace	FP-NMG Dist Services-Replace	380.1	$ -	$ -	$ 613	$ -	$ -	$ 818	$ -
851	660000719	PRE-05825	Mains - Santa Fe - Replace	FP-NMG Dist Mains-Replace	376.1	$ -	$ -	$ 10,288	$ -	$ -	$ 13,717	$ -
852	660000719	PRE-05825	Mains - Santa Fe - Replace	FP-NMG Dist Mains-Replace	376.2	$ -	$ -	$ 11,041	$ -	$ -	$ 14,721	$ -
853	660000719	PRE-05825	Mains - Santa Fe - Replace	FP-NMG Dist Mains-Replace	376.4	$ -	$ -	$ 2,509	$ -	$ -	$ 3,346	$ -
854	660000719	PRE-05825	Mains - Santa Fe - Replace	FP-NMG Dist Mains-Replace	380.0	$ -	$ -	$ 1,255	$ -	$ -	$ 1,673	$ -
855	660000720	PRE-05826	Cathodic Protection - Santa Fe - Replace	FP-NMG Dist Cathodic Protection-Re	376.5	$ -	$ -	$ 76,231	$ -	$ -	$ 101,641	$ -
856	660000721	PRE-05827	Land, Structures & Sta - Santa Fe - Replace	FP-NMG Dist Stations-Replace	378.0	$ -	$ -	$ 7,503	$ -	$ -	$ 10,004	$ -
857	660000721	PRE-05827	Land, Structures & Sta - Santa Fe - Replace	FP-NMG Dist Stations-Replace	385.0	$ -	$ -	$ 13,934	$ -	$ -	$ 18,579	$ -
858	660000722	PRE-05828	Meters - Residential - Santa Fe - Replace	FP-NMG Dist Residential Mtr-Replac	381.0	$ -	$ -	$ -	$ -	$ -	$ -	$ -
859	660000723	PRE-05829	Services - Santa Fe - Replace	FP-NMG Dist Services-Replace	380.0	$ -	$ -	$ 42,088	$ -	$ -	$ 56,117	$ -
860	660000723	PRE-05829	Services - Santa Fe - Replace	FP-NMG Dist Services-Replace	380.1	$ -	$ -	$ 18,909	$ -	$ -	$ 25,212	$ -
861	680000724	NEW-08454	Mains -Farmington - New	FP-NMG Dist Mains-New	376.2	$ -	$ -	$ 304,848	$ -	$ -	$ 187,161	$ -
862	680000725	NEW-08456	Land, Structures & Sta - Farmington - New	FP-NMG Dist Stations-New	378.0	$ -	$ -	$ 2,277	$ -	$ -	$ 3,713	$ -
863	680000725	NEW-08456	Land, Structures & Sta - Farmington - New	FP-NMG Dist Stations-New	385.0	$ -	$ -	$ 6,157	$ -	$ -	$ 10,040	$ -
864	680000726	NEW-08457	Meters - Residential - Farmington - New	FP-NMG Dist Residential Mtr-New	381.0	$ -	$ -	$ (8,818)	$ -	$ -	$ 54,885	$ -
865	680000726	NEW-08457	Meters - Residential - Farmington - New	FP-NMG Dist Residential Mtr-New	381.1	$ -	$ -	$ (980)	$ -	$ -	$ 6,098	$ -
866	680000727	NEW-08458	Services - Farmington - New	FP-NMG Dist Services-New	380.0	$ -	$ -	$ 130,151	$ -	$ -	$ 173,534	$ -
867	680000727	NEW-08458	Services - Farmington - New	FP-NMG Dist Services-New	380.1	$ -	$ -	$ 12,872	$ -	$ -	$ 17,163	$ -
868	684000728	NEW-08459	Mains - Gallup - New	FP-NMG Dist Mains-New	376.2	$ -	$ -	$ -	$ -	$ -	$ 196	$ -
869	684000729	NEW-08461	Land, Structures & Sta - Gallup - New	FP-NMG Dist Stations-New	378.0	$ -	$ -	$ -	$ -	$ -	$ 7,527	$ -
870	684000729	NEW-08461	Land, Structures & Sta - Gallup - New	FP-NMG Dist Stations-New	385.0	$ -	$ -	$ -	$ -	$ -	$ 20,350	$ -
871	684000730	NEW-08462	Meters - Residential - Gallup - New	FP-NMG Dist Residential Mtr-New	381.0	$ -	$ -	$ 29,392	$ -	$ -	$ 12,987	$ -
872	684000730	NEW-08462	Meters - Residential - Gallup - New	FP-NMG Dist Residential Mtr-New	381.1	$ -	$ -	$ 3,266	$ -	$ -	$ 1,443	$ -
873	684000731	NEW-08463	Services - Gallup - New	FP-NMG Dist Services-New	380.0	$ -	$ -	$ 4,983	$ -	$ -	$ 3,553	$ -
874	684000731	NEW-08463	Services - Gallup - New	FP-NMG Dist Services-New	380.1	$ -	$ -	$ 493	$ -	$ -	$ 351	$ -
875	685000732	NEW-08464	Mains - Grants - New	FP-NMG Dist Mains-New	376.2	$ -	$ -	$ 11,219	$ -	$ -	$ 15,953	$ -
876	685000733	NEW-08467	Meters - Residential - Grants - New	FP-NMG Dist Residential Mtr-New	381.0	$ -	$ -	$ 539	$ -	$ -	$ 19,239	$ -
877	685000733	NEW-08467	Meters - Residential - Grants - New	FP-NMG Dist Residential Mtr-New	381.1	$ -	$ -	$ 60	$ -	$ -	$ 2,138	$ -
878	685000734	NEW-08468	Services - Grants - New	FP-NMG Dist Services-New	380.0	$ -	$ -	$ 52,668	$ -	$ -	$ 62,295	$ -
879	685000734	NEW-08468	Services - Grants - New	FP-NMG Dist Services-New	380.1	$ -	$ -	$ 5,209	$ -	$ -	$ 6,161	$ -
880	680000735	PRE-05835	Mains - Farmington - Replace	FP-NMG Dist Mains-Replace	376.1	$ -	$ -	$ 7,364	$ -	$ -	$ 9,819	$ -
881	680000735	PRE-05835	Mains - Farmington - Replace	FP-NMG Dist Mains-Replace	376.2	$ -	$ -	$ 7,903	$ -	$ -	$ 10,537	$ -
882	680000735	PRE-05835	Mains - Farmington - Replace	FP-NMG Dist Mains-Replace	376.4	$ -	$ -	$ 1,796	$ -	$ -	$ 2,395	$ -
883	680000735	PRE-05835	Mains - Farmington - Replace	FP-NMG Dist Mains-Replace	380.0	$ -	$ -	$ 898	$ -	$ -	$ 1,197	$ -
884	680000736	PRE-05597	Mains - Farmington - Replace 2	FP-NMG Dist Mains-Replace	376.1	$ -	$ -	$ -	$ -	$ -	$ -	$ -
885	680000736	PRE-05597	Mains - Farmington - Replace 2	FP-NMG Dist Mains-Replace	376.2	$ -	$ -	$ -	$ -	$ -	$ -	$ -
886	680000736	PRE-05597	Mains - Farmington - Replace 2	FP-NMG Dist Mains-Replace	376.4	$ -	$ -	$ -	$ -	$ -	$ -	$ -
887	680000736	PRE-05597	Mains - Farmington - Replace 2	FP-NMG Dist Mains-Replace	380.0	$ -	$ -	$ -	$ -	$ -	$ -	$ -
888	680000737	PRE-05847	Cathodic Protection - Farmington - Replace	FP-NMG Dist Cathodic Protection-Re	376.5	$ -	$ -	$ 3,916	$ -	$ -	$ 5,221	$ -
889	680000738	PRE-05620	Land, Structures & Sta - Farmington - Replace	FP-NMG Dist Stations-Replace	378.0	$ -	$ -	$ -	$ -	$ -	$ -	$ -
890	680000738	PRE-05620	Land, Structures & Sta - Farmington - Replace	FP-NMG Dist Stations-Replace	385.0	$ -	$ -	$ -	$ -	$ -	$ -	$ -
891	680000739	PRE-05848	Land, Structures & Sta - Farmington - Replace 2	FP-NMG Dist Stations-Replace	378.0	$ -	$ -	$ 3,538	$ -	$ -	$ 3,619	$ -
892	680000739	PRE-05848	Land, Structures & Sta - Farmington - Replace 2	FP-NMG Dist Stations-Replace	385.0	$ -	$ -	$ 6,570	$ -	$ -	$ 6,720	$ -
893	680000740	PRE-05849	Meters - Residential - Farmington - Replace	FP-NMG Dist Residential Mtr-Replac	381.0	$ -	$ -	$ -	$ -	$ -	$ -	$ -
894	680000741	PRE-05850	Services - Farmington - Replace	FP-NMG Dist Services-Replace	380.0	$ -	$ -	$ 23,535	$ -	$ -	$ 6,370	$ -
895	680000741	PRE-05850	Services - Farmington - Replace	FP-NMG Dist Services-Replace	380.1	$ -	$ -	$ 10,574	$ -	$ -	$ 2,862	$ -
896	684000742	PRE-05851	Mains - Gallup - Replace	FP-NMG Dist Mains-Replace	376.1	$ -	$ -	$ 9,253	$ -	$ -	$ 12,338	$ -
897	684000742	PRE-05851	Mains - Gallup - Replace	FP-NMG Dist Mains-Replace	376.2	$ -	$ -	$ 9,930	$ -	$ -	$ 13,240	$ -
898	684000742	PRE-05851	Mains - Gallup - Replace	FP-NMG Dist Mains-Replace	376.4	$ -	$ -	$ 2,257	$ -	$ -	$ 3,009	$ -
899	684000742	PRE-05851	Mains - Gallup - Replace	FP-NMG Dist Mains-Replace	380.0	$ -	$ -	$ 1,128	$ -	$ -	$ 1,505	$ -

NEW MEXICO GAS COMPANY, INC.

Plant Gross Activity
Base Period - 12 Months Ending March 31, 2023
Future Test Year - 12 Months Ending September 30, 2025

	A	B	C	D	E	AB	AC	AD	AE	AF	AG	AH	AI
3	Investment Number	FP Number	Investment Name	FP Type	FERC Account	2/28/2025	3/31/2025	4/30/2025	5/31/2025	6/30/2025	7/31/2025	8/31/2025	9/30/2025
844	667000714	PRE-05830	Mains - Taos - Replace	FP-NMG Dist Mains-Replace	380.0	$ -	$ 828	$ -	$ -	$ 1,241	$ -	$ -	$ 1,241
845	667000715	PRE-05960	Cathodic Protection - Taos - Replace	FP-NMG Dist Cathodic Protection-Re	376.5	$ -	$ 1,095	$ -	$ -	$ 1,642	$ -	$ -	$ 1,642
846	667000716	PRE-05832	Land, Structures & Sta - Taos - Replace	FP-NMG Dist Stations-Replace	378.0	$ -	$ 2,918	$ -	$ -	$ 4,377	$ -	$ -	$ 4,377
847	667000716	PRE-05832	Land, Structures & Sta - Taos - Replace	FP-NMG Dist Stations-Replace	385.0	$ -	$ 5,419	$ -	$ -	$ 8,128	$ -	$ -	$ 8,128
848	667000717	PRE-05833	Meters - Residential - Taos - Replace	FP-NMG Dist Residential Mtr-Replac	381.0	$ -	$ -	$ -	$ -	$ -	$ -	$ -	$ -
849	667000718	PRE-05834	Services - Taos - Replace	FP-NMG Dist Services-Replace	380.0	$ -	$ 897	$ -	$ -	$ 1,345	$ -	$ -	$ 1,345
850	667000718	PRE-05834	Services - Taos - Replace	FP-NMG Dist Services-Replace	380.1	$ -	$ 403	$ -	$ -	$ 604	$ -	$ -	$ 604
851	660000719	PRE-05825	Mains - Santa Fe - Replace	FP-NMG Dist Mains-Replace	376.1	$ -	$ 6,710	$ -	$ -	$ 10,065	$ -	$ -	$ 10,065
852	660000719	PRE-05825	Mains - Santa Fe - Replace	FP-NMG Dist Mains-Replace	376.2	$ -	$ 7,201	$ -	$ -	$ 10,802	$ -	$ -	$ 10,802
853	660000719	PRE-05825	Mains - Santa Fe - Replace	FP-NMG Dist Mains-Replace	376.4	$ -	$ 1,637	$ -	$ -	$ 2,455	$ -	$ -	$ 2,455
854	660000719	PRE-05825	Mains - Santa Fe - Replace	FP-NMG Dist Mains-Replace	380.0	$ -	$ 818	$ -	$ -	$ 1,227	$ -	$ -	$ 1,227
855	660000720	PRE-05826	Cathodic Protection - Santa Fe - Replace	FP-NMG Dist Cathodic Protection-Re	376.5	$ -	$ 50,231	$ -	$ -	$ 75,347	$ -	$ -	$ 75,347
856	660000721	PRE-05827	Land, Structures & Sta - Santa Fe - Replace	FP-NMG Dist Stations-Replace	378.0	$ -	$ 4,939	$ -	$ -	$ 7,408	$ -	$ -	$ 7,408
857	660000721	PRE-05827	Land, Structures & Sta - Santa Fe - Replace	FP-NMG Dist Stations-Replace	385.0	$ -	$ 9,172	$ -	$ -	$ 13,759	$ -	$ -	$ 13,759
858	660000722	PRE-05828	Meters - Residential - Santa Fe - Replace	FP-NMG Dist Residential Mtr-Replac	381.0	$ -	$ -	$ -	$ -	$ -	$ -	$ -	$ -
859	660000723	PRE-05829	Services - Santa Fe - Replace	FP-NMG Dist Services-Replace	380.0	$ -	$ 27,620	$ -	$ -	$ 41,430	$ -	$ -	$ 41,430
860	660000723	PRE-05829	Services - Santa Fe - Replace	FP-NMG Dist Services-Replace	380.1	$ -	$ 12,409	$ -	$ -	$ 18,614	$ -	$ -	$ 18,614
861	680000724	NEW-08454	Mains -Farmington - New	FP-NMG Dist Mains-New	376.2	$ -	$ 172,685	$ -	$ -	$ 259,028	$ -	$ -	$ 259,028
862	680000725	NEW-08456	Land, Structures & Sta - Farmington - New	FP-NMG Dist Stations-New	378.0	$ -	$ 14,452	$ -	$ -	$ 3,131	$ -	$ -	$ 3,254
863	680000725	NEW-08456	Land, Structures & Sta - Farmington - New	FP-NMG Dist Stations-New	385.0	$ -	$ 39,073	$ -	$ -	$ 8,466	$ -	$ -	$ 8,797
864	680000726	NEW-08457	Meters - Residential - Farmington - New	FP-NMG Dist Residential Mtr-New	381.0	$ -	$ 26,174	$ -	$ -	$ 107,979	$ -	$ -	$ (8,855)
865	680000726	NEW-08457	Meters - Residential - Farmington - New	FP-NMG Dist Residential Mtr-New	381.1	$ -	$ 2,908	$ -	$ -	$ 11,998	$ -	$ -	$ (984)
866	680000727	NEW-08458	Services - Farmington - New	FP-NMG Dist Services-New	380.0	$ -	$ 94,893	$ -	$ -	$ 142,340	$ -	$ -	$ 142,340
867	680000727	NEW-08458	Services - Farmington - New	FP-NMG Dist Services-New	380.1	$ -	$ 9,385	$ -	$ -	$ 14,078	$ -	$ -	$ 14,078
868	684000728	NEW-08459	Mains - Gallup - New	FP-NMG Dist Mains-New	376.2	$ -	$ -	$ -	$ -	$ -	$ -	$ -	$ -
869	684000729	NEW-08461	Land, Structures & Sta - Gallup - New	FP-NMG Dist Stations-New	378.0	$ -	$ -	$ -	$ -	$ -	$ -	$ -	$ -
870	684000729	NEW-08461	Land, Structures & Sta - Gallup - New	FP-NMG Dist Stations-New	385.0	$ -	$ -	$ -	$ -	$ -	$ -	$ -	$ -
871	684000730	NEW-08462	Meters - Residential - Gallup - New	FP-NMG Dist Residential Mtr-New	381.0	$ -	$ (3,410)	$ -	$ -	$ 12,489	$ -	$ -	$ 29,450
872	684000730	NEW-08462	Meters - Residential - Gallup - New	FP-NMG Dist Residential Mtr-New	381.1	$ -	$ (379)	$ -	$ -	$ 1,388	$ -	$ -	$ 3,272
873	684000731	NEW-08463	Services - Gallup - New	FP-NMG Dist Services-New	380.0	$ -	$ 2,690	$ -	$ -	$ 4,036	$ -	$ -	$ 5,622
874	684000731	NEW-08463	Services - Gallup - New	FP-NMG Dist Services-New	380.1	$ -	$ 266	$ -	$ -	$ 399	$ -	$ -	$ 556
875	685000732	NEW-08464	Mains - Grants - New	FP-NMG Dist Mains-New	376.2	$ -	$ 7,433	$ -	$ -	$ 11,150	$ -	$ -	$ 11,150
876	685000733	NEW-08467	Meters - Residential - Grants - New	FP-NMG Dist Residential Mtr-New	381.0	$ -	$ 2,994	$ -	$ -	$ 21,574	$ -	$ -	$ 535
877	685000733	NEW-08467	Meters - Residential - Grants - New	FP-NMG Dist Residential Mtr-New	381.1	$ -	$ 333	$ -	$ -	$ 2,397	$ -	$ -	$ 59
878	685000734	NEW-08468	Services - Grants - New	FP-NMG Dist Services-New	380.0	$ -	$ 31,495	$ -	$ -	$ 86,852	$ -	$ -	$ 51,897
879	685000734	NEW-08468	Services - Grants - New	FP-NMG Dist Services-New	380.1	$ -	$ 3,115	$ -	$ -	$ 8,590	$ -	$ -	$ 5,133
880	680000735	PRE-05835	Mains - Farmington - Replace	FP-NMG Dist Mains-Replace	376.1	$ -	$ 4,873	$ -	$ -	$ 7,310	$ -	$ -	$ 7,310
881	680000735	PRE-05835	Mains - Farmington - Replace	FP-NMG Dist Mains-Replace	376.2	$ -	$ 5,230	$ -	$ -	$ 7,845	$ -	$ -	$ 7,845
882	680000735	PRE-05835	Mains - Farmington - Replace	FP-NMG Dist Mains-Replace	376.4	$ -	$ 1,189	$ -	$ -	$ 1,783	$ -	$ -	$ 1,783
883	680000735	PRE-05835	Mains - Farmington - Replace	FP-NMG Dist Mains-Replace	380.0	$ -	$ 594	$ -	$ -	$ 891	$ -	$ -	$ 891
884	680000736	PRE-05597	Mains - Farmington - Replace 2	FP-NMG Dist Mains-Replace	376.1	$ -	$ -	$ -	$ -	$ -	$ -	$ -	$ -
885	680000736	PRE-05597	Mains - Farmington - Replace 2	FP-NMG Dist Mains-Replace	376.2	$ -	$ -	$ -	$ -	$ -	$ -	$ -	$ -
886	680000736	PRE-05597	Mains - Farmington - Replace 2	FP-NMG Dist Mains-Replace	376.4	$ -	$ -	$ -	$ -	$ -	$ -	$ -	$ -
887	680000736	PRE-05597	Mains - Farmington - Replace 2	FP-NMG Dist Mains-Replace	380.0	$ -	$ -	$ -	$ -	$ -	$ -	$ -	$ -
888	680000737	PRE-05847	Cathodic Protection - Farmington - Replace	FP-NMG Dist Cathodic Protection-Re	376.5	$ -	$ 2,056	$ -	$ -	$ 5,655	$ -	$ -	$ 3,085
889	680000738	PRE-05620	Land, Structures & Sta - Farmington - Replace	FP-NMG Dist Stations-Replace	378.0	$ -	$ -	$ -	$ -	$ -	$ -	$ -	$ -
890	680000738	PRE-05620	Land, Structures & Sta - Farmington - Replace	FP-NMG Dist Stations-Replace	385.0	$ -	$ -	$ -	$ -	$ -	$ -	$ -	$ -
891	680000739	PRE-05848	Land, Structures & Sta - Farmington - Replace 2	FP-NMG Dist Stations-Replace	378.0	$ -	$ 930	$ -	$ -	$ 1,395	$ -	$ -	$ 3,523
892	680000739	PRE-05848	Land, Structures & Sta - Farmington - Replace 2	FP-NMG Dist Stations-Replace	385.0	$ -	$ 1,727	$ -	$ -	$ 2,590	$ -	$ -	$ 6,542
893	680000740	PRE-05849	Meters - Residential - Farmington - Replace	FP-NMG Dist Residential Mtr-Replac	381.0	$ -	$ -	$ -	$ -	$ -	$ -	$ -	$ -
894	680000741	PRE-05850	Services - Farmington - Replace	FP-NMG Dist Services-Replace	380.0	$ -	$ 11,931	$ -	$ -	$ 17,896	$ -	$ -	$ 17,896
895	680000741	PRE-05850	Services - Farmington - Replace	FP-NMG Dist Services-Replace	380.1	$ -	$ 5,360	$ -	$ -	$ 8,040	$ -	$ -	$ 8,040
896	684000742	PRE-05851	Mains - Gallup - Replace	FP-NMG Dist Mains-Replace	376.1	$ -	$ 6,194	$ -	$ -	$ 9,292	$ -	$ -	$ 9,292
897	684000742	PRE-05851	Mains - Gallup - Replace	FP-NMG Dist Mains-Replace	376.2	$ -	$ 6,648	$ -	$ -	$ 9,971	$ -	$ -	$ 9,971
898	684000742	PRE-05851	Mains - Gallup - Replace	FP-NMG Dist Mains-Replace	376.4	$ -	$ 1,511	$ -	$ -	$ 2,266	$ -	$ -	$ 2,266
899	684000742	PRE-05851	Mains - Gallup - Replace	FP-NMG Dist Mains-Replace	380.0	$ -	$ 755	$ -	$ -	$ 1,133	$ -	$ -	$ 1,133

NEW MEXICO GAS COMPANY, INC.

Plant Gross Activity
Base Period - 12 Months Ending March 31, 2023
Future Test Year - 12 Months Ending September 30, 2025

	A	B	C	D	E	F	G	H	I	J	K	L
3	Investment Number	FP Number	Investment Name	FP Type	FERC Account	4/30/2023	5/31/2023	6/30/2023	7/31/2023	8/31/2023	9/30/2023	10/31/2023
900	684000743	PRE-05852	Cathodic Protection - Gallup - Replace	FP-NMG Dist Cathodic Protection-Re	376.5	$ -	$ -	$ 1,656	$ -	$ -	$ 2,767	$ -
901	684000744	PRE-05853	Land, Structures & Sta - Gallup - Replace	FP-NMG Dist Stations-Replace	378.0	$ -	$ -	$ 21	$ -	$ -	$ 49	$ -
902	684000744	PRE-05853	Land, Structures & Sta - Gallup - Replace	FP-NMG Dist Stations-Replace	385.0	$ -	$ -	$ 39	$ -	$ -	$ 91	$ -
903	684000745	PRE-05854	Meters - Residential - Gallup - Replace	FP-NMG Dist Residential Mtr-Replac	381.0	$ -	$ -	$ -	$ -	$ -	$ -	$ -
904	684000746	PRE-05855	Services - Gallup - Replace	FP-NMG Dist Services-Replace	380.0	$ -	$ -	$ (9,382)	$ -	$ -	$ 12,795	$ -
905	684000746	PRE-05855	Services - Gallup - Replace	FP-NMG Dist Services-Replace	380.1	$ -	$ -	$ (4,215)	$ -	$ -	$ 5,749	$ -
906	685000747	PRE-05856	Mains - Grants - Replace	FP-NMG Dist Mains-Replace	376.1	$ -	$ -	$ -	$ -	$ -	$ 64	$ -
907	685000747	PRE-05856	Mains - Grants - Replace	FP-NMG Dist Mains-Replace	376.2	$ -	$ -	$ -	$ -	$ -	$ 69	$ -
908	685000747	PRE-05856	Mains - Grants - Replace	FP-NMG Dist Mains-Replace	376.4	$ -	$ -	$ -	$ -	$ -	$ 16	$ -
909	685000747	PRE-05856	Mains - Grants - Replace	FP-NMG Dist Mains-Replace	380.0	$ -	$ -	$ -	$ -	$ -	$ 8	$ -
910	685000748	PRE-05857	Cathodic Protection - Grants - Replace	FP-NMG Dist Cathodic Protection-Re	376.5	$ -	$ -	$ 1,045	$ -	$ -	$ 1,320	$ -
911	685000749	PRE-05858	Land, Structures & Sta - Grants - Replace	FP-NMG Dist Stations-Replace	378.0	$ -	$ -	$ 5,880	$ -	$ -	$ 468	$ -
912	685000749	PRE-05858	Land, Structures & Sta - Grants - Replace	FP-NMG Dist Stations-Replace	385.0	$ -	$ -	$ 10,920	$ -	$ -	$ 869	$ -
913	685000750	PRE-05859	Meters - Residential - Grants - Replace	FP-NMG Dist Residential Mtr-Replac	381.0	$ -	$ -	$ -	$ -	$ -	$ -	$ -
914	685000751	PRE-05860	Services - Grants - Replace	FP-NMG Dist Services-Replace	380.0	$ -	$ -	$ (7,638)	$ -	$ -	$ 3,916	$ -
915	685000751	PRE-05860	Services - Grants - Replace	FP-NMG Dist Services-Replace	380.1	$ -	$ -	$ (3,431)	$ -	$ -	$ 1,759	$ -
916	621000752	NCP-09795	Tools and Equipment - Southwest	FP-NMG Tools, Shop & Garage Equip	394.0	$ -	$ -	$ 42,780	$ -	$ -	$ 73,206	$ -
917	622000753	NCP-09797	Tools and Equipment - Anthony	FP-NMG Tools, Shop & Garage Equip	394.0	$ -	$ -	$ -	$ -	$ -	$ -	$ -
918	622000754	NEW-08504	Facilities - Anthony	FP-NMG Land_Structures&Improven	390.0	$ -	$ -	$ -	$ -	$ -	$ -	$ -
919	632000755	NCP-09796	Tools and Equipment - Silver City	FP-NMG Tools, Shop & Garage Equip	394.0	$ -	$ -	$ -	$ -	$ -	$ -	$ -
920	633000756	NCP-09825	Tools and Equipment - T or C	FP-NMG Tools, Shop & Garage Equip	394.0	$ -	$ -	$ -	$ -	$ -	$ -	$ -
921	610000757	NCP-09798	Tools and Equipment - Albuquerque	FP-NMG Tools, Shop & Garage Equip	394.0	$ -	$ -	$ 401,627	$ -	$ -	$ 189,309	$ -
922	620000758	NCP-09800	Tools and Equipment - Artesia	FP-NMG Tools, Shop & Garage Equip	394.0	$ -	$ -	$ -	$ -	$ -	$ -	$ -
923	624000759	NCP-09801	Tools and Equipment - Carlsbad	FP-NMG Tools, Shop & Garage Equip	394.0	$ -	$ -	$ -	$ -	$ -	$ -	$ -
924	627000760	NCP-09774	Tools and Equipment - Lovington	FP-NMG Tools, Shop & Garage Equip	394.0	$ -	$ -	$ -	$ -	$ -	$ -	$ -
925	629000761	NCP-09775	Tools and Equipment - Southeast	FP-NMG Tools, Shop & Garage Equip	394.0	$ -	$ -	$ 104,181	$ -	$ -	$ 33,867	$ -
926	626000762	NEW-08518	Facilities - Clovis	FP-NMG Land_Structures&Improven	390.0	$ -	$ -	$ -	$ -	$ -	$ -	$ -
927	626000763	NCP-09777	Tools and Equipment - Clovis	FP-NMG Tools, Shop & Garage Equip	394.0	$ -	$ -	$ 94,938	$ -	$ -	$ 54,012	$ -
928	662000764	NCP-09804	Tools and Equipment - Espanola	FP-NMG Tools, Shop & Garage Equip	394.0	$ -	$ -	$ (11,547)	$ -	$ -	$ -	$ -
929	660000765	NCP-09805	Tools and Equipment - Santa Fe	FP-NMG Tools, Shop & Garage Equip	394.0	$ -	$ -	$ 200,487	$ -	$ -	$ 11,913	$ -
930	667000766	NCP-09820	Tools and Equipment - Taos	FP-NMG Tools, Shop & Garage Equip	394.0	$ -	$ -	$ -	$ -	$ -	$ -	$ -
931	680000767	NCP-09821	Tools and Equipment - Northwest	FP-NMG Tools, Shop & Garage Equip	394.0	$ -	$ -	$ 82,978	$ -	$ -	$ 43,553	$ -
932	684000768	NCP-09806	Tools and Equipment - Gallup	FP-NMG Tools, Shop & Garage Equip	394.0	$ -	$ -	$ -	$ -	$ -	$ -	$ -
933	T610000769	NCP-12187	Tools and Equipment - Albuquerque - IMP	FP-NMG Tools, Shop & Garage Equip	394.0	$ -	$ -	$ 29,372	$ -	$ -	$ -	$ -
934	T610000770	PRE-09059	Add Controls to RP 31 At Rio Puerco	FP-NMG Transm Stations-Replace	368.0	$ -	$ -	$ -	$ -	$ -	$ -	$ -
935	T610000770	PRE-09059	Add Controls to RP 31 At Rio Puerco	FP-NMG Transm Stations-Replace	369.0	$ -	$ -	$ -	$ -	$ -	$ -	$ -
936	T610000771	NEW-14265	Add fuel cell generator Cabezon	FP-NMG Transm Specifics-New	367.1	$ -	$ -	$ -	$ -	$ -	$ -	$ -
937	T610000771	NEW-14265	Add fuel cell generator Cabezon	FP-NMG Transm Specifics-New	368.0	$ -	$ -	$ -	$ -	$ -	$ -	$ -
938	T610000771	NEW-14265	Add fuel cell generator Cabezon	FP-NMG Transm Specifics-New	369.0	$ -	$ -	$ -	$ -	$ -	$ -	$ -
939	T610000772	PRE-08874	Coors & Ouray regulator replacement, meter, filter scada installation	FP-NMG Transm Stations-Replace	368.0	$ -	$ -	$ -	$ -	$ -	$ -	$ -
940	T610000772	PRE-08874	Coors & Ouray regulator replacement, meter, filter scada installation	FP-NMG Transm Stations-Replace	369.0	$ -	$ -	$ -	$ -	$ -	$ -	$ -
941	T610000773	PRE-09103	Volcano Pump Station station modification	FP-NMG Transm Stations-Replace	368.0	$ -	$ -	$ -	$ -	$ -	$ -	$ -
942	T610000773	PRE-09103	Volcano Pump Station station modification	FP-NMG Transm Stations-Replace	369.0	$ -	$ -	$ -	$ -	$ -	$ -	$ -
943	T610000774	PRE-08875	Sandia's Governor's Reg Station #399	FP-NMG Transm Stations-Replace	368.0	$ -	$ -	$ -	$ -	$ -	$ -	$ -
944	T610000774	PRE-08875	Sandia's Governor's Reg Station #399	FP-NMG Transm Stations-Replace	369.0	$ -	$ -	$ -	$ -	$ -	$ -	$ -
945	T660000775	NEW-14266	Build Plaza Central Border Station	FP-NMG Transm Stations-New	369.0	$ -	$ -	$ -	$ -	$ -	$ -	$ -
946	T660000776	PRE-09807	Questa/Red River Take-Off Block Valve	FP-NMG Transm Specific-Replace	367.1	$ -	$ -	$ -	$ -	$ -	$ -	$ -
947	T660000776	PRE-09807	Questa/Red River Take-Off Block Valve	FP-NMG Transm Specific-Replace	368.0	$ -	$ -	$ -	$ -	$ -	$ -	$ -
948	T660000776	PRE-09807	Questa/Red River Take-Off Block Valve	FP-NMG Transm Specific-Replace	369.0	$ -	$ -	$ -	$ -	$ -	$ -	$ -
949	T680000777	PRE-09097	Replace/Repair and lower pipe near Dulce	FP-NMG Transm Mains-Replace	367.1	$ -	$ -	$ -	$ -	$ -	$ -	$ -
950	T680000778	PRE-09062	Continental Divide Reg Relocation & Rebuild	FP-NMG Transm Stations-Replace	368.0	$ -	$ -	$ -	$ -	$ -	$ -	$ -
951	T680000778	PRE-09062	Continental Divide Reg Relocation & Rebuild	FP-NMG Transm Stations-Replace	369.0	$ -	$ -	$ -	$ -	$ -	$ -	$ -
952	T680000779	PRE-09087	Mesa Valves Replaced	FP-NMG Transm Stations-Replace	368.0	$ -	$ -	$ -	$ -	$ -	$ -	$ -
953	T680000779	PRE-09087	Mesa Valves Replaced	FP-NMG Transm Stations-Replace	369.0	$ -	$ -	$ -	$ -	$ -	$ -	$ -
954	T680000780	PRE-09063	Convert ML Tap from EP to NMGC at Continental Divide	FP-NMG Transm Specific-Replace	367.1	$ -	$ -	$ -	$ -	$ -	$ -	$ -
955	T680000780	PRE-09063	Convert ML Tap from EP to NMGC at Continental Divide	FP-NMG Transm Specific-Replace	368.0	$ -	$ -	$ -	$ -	$ -	$ -	$ -

NEW MEXICO GAS COMPANY, INC.

Plant Gross Activity
Base Period - 12 Months Ending March 31, 2023
Future Test Year - 12 Months Ending September 30, 2025

	A	B	C	D	E	M	N	O	P	Q	R	S	T
3	Investment Number	FP Number	Investment Name	FP Type	FERC Account	11/30/2023	12/31/2023	1/31/2024	2/29/2024	3/31/2024	4/30/2024	5/31/2024	6/30/2024
900	684000743	PRE-05852	Cathodic Protection - Gallup - Replace	FP-NMG Dist Cathodic Protection-Re	376.5	$ -	$ 2,710	$ -	$ -	$ 3,399	$ -	$ -	$ 6,770
901	684000744	PRE-05853	Land, Structures & Sta - Gallup - Replace	FP-NMG Dist Stations-Replace	378.0	$ -	$ 44	$ -	$ -	$ -	$ -	$ -	$ 27
902	684000744	PRE-05853	Land, Structures & Sta - Gallup - Replace	FP-NMG Dist Stations-Replace	385.0	$ -	$ 81	$ -	$ -	$ -	$ -	$ -	$ 49
903	684000745	PRE-05854	Meters - Residential - Gallup - Replace	FP-NMG Dist Residential Mtr-Replac	381.0	$ -	$ -	$ -	$ -	$ -	$ -	$ -	$ -
904	684000746	PRE-05855	Services - Gallup - Replace	FP-NMG Dist Services-Replace	380.0	$ -	$ 27,765	$ -	$ -	$ 9,559	$ -	$ -	$ 14,338
905	684000746	PRE-05855	Services - Gallup - Replace	FP-NMG Dist Services-Replace	380.1	$ -	$ 12,474	$ -	$ -	$ 4,295	$ -	$ -	$ 6,442
906	685000747	PRE-05856	Mains - Grants - Replace	FP-NMG Dist Mains-Replace	376.1	$ -	$ -	$ -	$ -	$ 111	$ -	$ -	$ 167
907	685000747	PRE-05856	Mains - Grants - Replace	FP-NMG Dist Mains-Replace	376.2	$ -	$ -	$ -	$ -	$ 120	$ -	$ -	$ 179
908	685000747	PRE-05856	Mains - Grants - Replace	FP-NMG Dist Mains-Replace	376.4	$ -	$ -	$ -	$ -	$ 27	$ -	$ -	$ 41
909	685000747	PRE-05856	Mains - Grants - Replace	FP-NMG Dist Mains-Replace	380.0	$ -	$ -	$ -	$ -	$ 14	$ -	$ -	$ 20
910	685000748	PRE-05857	Cathodic Protection - Grants - Replace	FP-NMG Dist Cathodic Protection-Re	376.5	$ -	$ -	$ -	$ -	$ 144	$ -	$ -	$ 1,039
911	685000749	PRE-05858	Land, Structures & Sta - Grants - Replace	FP-NMG Dist Stations-Replace	378.0	$ -	$ -	$ -	$ -	$ -	$ -	$ -	$ 1,838
912	685000749	PRE-05858	Land, Structures & Sta - Grants - Replace	FP-NMG Dist Stations-Replace	385.0	$ -	$ -	$ -	$ -	$ -	$ -	$ -	$ 3,414
913	685000750	PRE-05859	Meters - Residential - Grants - Replace	FP-NMG Dist Residential Mtr-Replac	381.0	$ -	$ -	$ -	$ -	$ -	$ -	$ -	$ -
914	685000751	PRE-05860	Services - Grants - Replace	FP-NMG Dist Services-Replace	380.0	$ -	$ 7,691	$ -	$ -	$ 164	$ -	$ -	$ 245
915	685000751	PRE-05860	Services - Grants - Replace	FP-NMG Dist Services-Replace	380.1	$ -	$ 3,456	$ -	$ -	$ 73	$ -	$ -	$ 110
916	621000752	NCP-09795	Tools and Equipment - Southwest	FP-NMG Tools, Shop & Garage Equip	394.0	$ -	$ 28,871	$ -	$ -	$ -	$ -	$ -	$ 54,293
917	622000753	NCP-09797	Tools and Equipment - Anthony	FP-NMG Tools, Shop & Garage Equip	394.0	$ -	$ -	$ -	$ -	$ -	$ -	$ -	$ -
918	622000754	NEW-08504	Facilities - Anthony	FP-NMG Land_Structures&Improven	390.0	$ -	$ -	$ -	$ -	$ -	$ -	$ -	$ -
919	632000755	NCP-09796	Tools and Equipment - Silver City	FP-NMG Tools, Shop & Garage Equip	394.0	$ -	$ -	$ -	$ -	$ -	$ -	$ -	$ -
920	633000756	NCP-09825	Tools and Equipment - T or C	FP-NMG Tools, Shop & Garage Equip	394.0	$ -	$ -	$ -	$ -	$ -	$ -	$ -	$ -
921	610000757	NCP-09798	Tools and Equipment - Albuquerque	FP-NMG Tools, Shop & Garage Equip	394.0	$ -	$ 52,556	$ -	$ -	$ 46,833	$ -	$ -	$ 174,006
922	620000758	NCP-09800	Tools and Equipment - Artesia	FP-NMG Tools, Shop & Garage Equip	394.0	$ -	$ -	$ -	$ -	$ -	$ -	$ -	$ -
923	624000759	NCP-09801	Tools and Equipment - Carlsbad	FP-NMG Tools, Shop & Garage Equip	394.0	$ -	$ -	$ -	$ -	$ -	$ -	$ -	$ -
924	627000760	NCP-09774	Tools and Equipment - Lovington	FP-NMG Tools, Shop & Garage Equip	394.0	$ -	$ -	$ -	$ -	$ -	$ -	$ -	$ -
925	629000761	NCP-09775	Tools and Equipment - Southeast	FP-NMG Tools, Shop & Garage Equip	394.0	$ -	$ -	$ -	$ -	$ -	$ -	$ -	$ 148,443
926	626000762	NEW-08518	Facilities - Clovis	FP-NMG Land_Structures&Improven	390.0	$ -	$ -	$ -	$ -	$ -	$ -	$ -	$ -
927	626000763	NCP-09777	Tools and Equipment - Clovis	FP-NMG Tools, Shop & Garage Equip	394.0	$ -	$ -	$ -	$ -	$ -	$ -	$ -	$ 202,091
928	662000764	NCP-09804	Tools and Equipment - Espanola	FP-NMG Tools, Shop & Garage Equip	394.0	$ -	$ -	$ -	$ -	$ 5,381	$ -	$ -	$ 8,071
929	660000765	NCP-09805	Tools and Equipment - Santa Fe	FP-NMG Tools, Shop & Garage Equip	394.0	$ -	$ -	$ -	$ -	$ 25,660	$ -	$ -	$ 38,490
930	667000766	NCP-09820	Tools and Equipment - Taos	FP-NMG Tools, Shop & Garage Equip	394.0	$ -	$ -	$ -	$ -	$ 5,381	$ -	$ -	$ 8,071
931	680000767	NCP-09821	Tools and Equipment - Northwest	FP-NMG Tools, Shop & Garage Equip	394.0	$ -	$ 58,070	$ -	$ -	$ -	$ -	$ -	$ 54,079
932	684000768	NCP-09806	Tools and Equipment - Gallup	FP-NMG Tools, Shop & Garage Equip	394.0	$ -	$ -	$ -	$ -	$ -	$ -	$ -	$ -
933	T610000769	NCP-12187	Tools and Equipment - Albuquerque - IMP	FP-NMG Tools, Shop & Garage Equip	394.0	$ -	$ -	$ -	$ -	$ 36,466	$ -	$ -	$ -
934	T610000770	PRE-09059	Add Controls to RP 31 At Rio Puerco	FP-NMG Transm Stations-Replace	368.0	$ -	$ -	$ -	$ -	$ -	$ -	$ -	$ -
935	T610000770	PRE-09059	Add Controls to RP 31 At Rio Puerco	FP-NMG Transm Stations-Replace	369.0	$ -	$ -	$ -	$ -	$ -	$ -	$ -	$ -
936	T610000771	NEW-14265	Add fuel cell generator Cabezon	FP-NMG Transm Specifics-New	367.1	$ -	$ -	$ -	$ -	$ -	$ -	$ -	$ -
937	T610000771	NEW-14265	Add fuel cell generator Cabezon	FP-NMG Transm Specifics-New	368.0	$ -	$ -	$ -	$ -	$ -	$ -	$ -	$ -
938	T610000771	NEW-14265	Add fuel cell generator Cabezon	FP-NMG Transm Specifics-New	369.0	$ -	$ -	$ -	$ -	$ -	$ -	$ -	$ -
939	T610000772	PRE-08874	Coors & Ouray regulator replacement, meter, filter scada installation	FP-NMG Transm Stations-Replace	368.0	$ -	$ -	$ -	$ -	$ -	$ -	$ -	$ -
940	T610000772	PRE-08874	Coors & Ouray regulator replacement, meter, filter scada installation	FP-NMG Transm Stations-Replace	369.0	$ -	$ -	$ -	$ -	$ -	$ -	$ -	$ -
941	T610000773	PRE-09103	Volcano Pump Station station modification	FP-NMG Transm Stations-Replace	368.0	$ -	$ -	$ -	$ -	$ -	$ -	$ -	$ -
942	T610000773	PRE-09103	Volcano Pump Station station modification	FP-NMG Transm Stations-Replace	369.0	$ -	$ -	$ -	$ -	$ -	$ -	$ -	$ -
943	T610000774	PRE-08875	Sandia's Governor's Reg Station #399	FP-NMG Transm Stations-Replace	368.0	$ -	$ -	$ -	$ -	$ -	$ -	$ -	$ -
944	T610000774	PRE-08875	Sandia's Governor's Reg Station #399	FP-NMG Transm Stations-Replace	369.0	$ -	$ -	$ -	$ -	$ -	$ -	$ -	$ -
945	T660000775	NEW-14266	Build Plaza Central Border Station	FP-NMG Transm Stations-New	369.0	$ -	$ -	$ -	$ -	$ -	$ -	$ -	$ -
946	T660000776	PRE-09807	Questa/Red River Take-Off Block Valve	FP-NMG Transm Specific-Replace	367.1	$ -	$ -	$ -	$ -	$ -	$ -	$ -	$ -
947	T660000776	PRE-09807	Questa/Red River Take-Off Block Valve	FP-NMG Transm Specific-Replace	368.0	$ -	$ -	$ -	$ -	$ -	$ -	$ -	$ -
948	T660000776	PRE-09807	Questa/Red River Take-Off Block Valve	FP-NMG Transm Specific-Replace	369.0	$ -	$ -	$ -	$ -	$ -	$ -	$ -	$ -
949	T680000777	PRE-09097	Replace/Repair and lower pipe near Dulce	FP-NMG Transm Mains-Replace	367.1	$ -	$ -	$ -	$ -	$ -	$ -	$ -	$ -
950	T680000778	PRE-09062	Continental Divide Reg Relocation & Rebuild	FP-NMG Transm Stations-Replace	368.0	$ -	$ -	$ -	$ -	$ -	$ -	$ -	$ -
951	T680000778	PRE-09062	Continental Divide Reg Relocation & Rebuild	FP-NMG Transm Stations-Replace	369.0	$ -	$ -	$ -	$ -	$ -	$ -	$ -	$ -
952	T680000779	PRE-09087	Mesa Valves Replaced	FP-NMG Transm Stations-Replace	368.0	$ -	$ -	$ -	$ -	$ -	$ -	$ -	$ -
953	T680000779	PRE-09087	Mesa Valves Replaced	FP-NMG Transm Stations-Replace	369.0	$ -	$ -	$ -	$ -	$ -	$ -	$ -	$ -
954	T680000780	PRE-09063	Convert ML Tap from EP to NMGC at Continental Divide	FP-NMG Transm Specific-Replace	367.1	$ -	$ -	$ -	$ -	$ -	$ -	$ -	$ -
955	T680000780	PRE-09063	Convert ML Tap from EP to NMGC at Continental Divide	FP-NMG Transm Specific-Replace	368.0	$ -	$ -	$ -	$ -	$ -	$ -	$ -	$ -

NEW MEXICO GAS COMPANY, INC.

Plant Gross Activity
Base Period - 12 Months Ending March 31, 2023
Future Test Year - 12 Months Ending September 30, 2025

	A	B	C	D	E	U	V	W	X	Y	Z	AA
3	Investment Number	FP Number	Investment Name	FP Type	FERC Account	7/31/2024	8/31/2024	9/30/2024	10/31/2024	11/30/2024	12/31/2024	1/31/2025
900	684000743	PRE-05852	Cathodic Protection - Gallup - Replace	FP-NMG Dist Cathodic Protection-Re	376.5	$ -	$ -	$ 552	$ -	$ -	$ 4,412	$ -
901	684000744	PRE-05853	Land, Structures & Sta - Gallup - Replace	FP-NMG Dist Stations-Replace	378.0	$ -	$ -	$ 104	$ -	$ -	$ -	$ -
902	684000744	PRE-05853	Land, Structures & Sta - Gallup - Replace	FP-NMG Dist Stations-Replace	385.0	$ -	$ -	$ 193	$ -	$ -	$ -	$ -
903	684000745	PRE-05854	Meters - Residential - Gallup - Replace	FP-NMG Dist Residential Mtr-Replac	381.0	$ -	$ -	$ -	$ -	$ -	$ -	$ -
904	684000746	PRE-05855	Services - Gallup - Replace	FP-NMG Dist Services-Replace	380.0	$ -	$ -	$ 14,338	$ -	$ -	$ 19,118	$ -
905	684000746	PRE-05855	Services - Gallup - Replace	FP-NMG Dist Services-Replace	380.1	$ -	$ -	$ 6,442	$ -	$ -	$ 8,589	$ -
906	685000747	PRE-05856	Mains - Grants - Replace	FP-NMG Dist Mains-Replace	376.1	$ -	$ -	$ 167	$ -	$ -	$ 223	$ -
907	685000747	PRE-05856	Mains - Grants - Replace	FP-NMG Dist Mains-Replace	376.2	$ -	$ -	$ 179	$ -	$ -	$ 239	$ -
908	685000747	PRE-05856	Mains - Grants - Replace	FP-NMG Dist Mains-Replace	376.4	$ -	$ -	$ 41	$ -	$ -	$ 54	$ -
909	685000747	PRE-05856	Mains - Grants - Replace	FP-NMG Dist Mains-Replace	380.0	$ -	$ -	$ 20	$ -	$ -	$ 27	$ -
910	685000748	PRE-05857	Cathodic Protection - Grants - Replace	FP-NMG Dist Cathodic Protection-Re	376.5	$ -	$ -	$ -	$ -	$ -	$ 9,639	$ -
911	685000749	PRE-05858	Land, Structures & Sta - Grants - Replace	FP-NMG Dist Stations-Replace	378.0	$ -	$ -	$ -	$ -	$ -	$ -	$ -
912	685000749	PRE-05858	Land, Structures & Sta - Grants - Replace	FP-NMG Dist Stations-Replace	385.0	$ -	$ -	$ -	$ -	$ -	$ -	$ -
913	685000750	PRE-05859	Meters - Residential - Grants - Replace	FP-NMG Dist Residential Mtr-Replac	381.0	$ -	$ -	$ -	$ -	$ -	$ -	$ -
914	685000751	PRE-05860	Services - Grants - Replace	FP-NMG Dist Services-Replace	380.0	$ -	$ -	$ 245	$ -	$ -	$ 327	$ -
915	685000751	PRE-05860	Services - Grants - Replace	FP-NMG Dist Services-Replace	380.1	$ -	$ -	$ 110	$ -	$ -	$ 147	$ -
916	621000752	NCP-09795	Tools and Equipment - Southwest	FP-NMG Tools, Shop & Garage Equip	394.0	$ -	$ -	$ 54,293	$ -	$ -	$ 36,196	$ -
917	622000753	NCP-09797	Tools and Equipment - Anthony	FP-NMG Tools, Shop & Garage Equip	394.0	$ -	$ -	$ -	$ -	$ -	$ -	$ -
918	622000754	NEW-08504	Facilities - Anthony	FP-NMG Land_Structures&Improven	390.0	$ -	$ -	$ -	$ -	$ -	$ -	$ -
919	632000755	NCP-09796	Tools and Equipment - Silver City	FP-NMG Tools, Shop & Garage Equip	394.0	$ -	$ -	$ -	$ -	$ -	$ -	$ -
920	633000756	NCP-09825	Tools and Equipment - T or C	FP-NMG Tools, Shop & Garage Equip	394.0	$ -	$ -	$ -	$ -	$ -	$ -	$ -
921	610000757	NCP-09798	Tools and Equipment - Albuquerque	FP-NMG Tools, Shop & Garage Equip	394.0	$ -	$ -	$ 174,006	$ -	$ -	$ 232,008	$ -
922	620000758	NCP-09800	Tools and Equipment - Artesia	FP-NMG Tools, Shop & Garage Equip	394.0	$ -	$ -	$ -	$ -	$ -	$ -	$ -
923	624000759	NCP-09801	Tools and Equipment - Carlsbad	FP-NMG Tools, Shop & Garage Equip	394.0	$ -	$ -	$ -	$ -	$ -	$ -	$ -
924	627000760	NCP-09774	Tools and Equipment - Lovington	FP-NMG Tools, Shop & Garage Equip	394.0	$ -	$ -	$ -	$ -	$ -	$ -	$ -
925	629000761	NCP-09775	Tools and Equipment - Southeast	FP-NMG Tools, Shop & Garage Equip	394.0	$ -	$ -	$ -	$ -	$ -	$ -	$ -
926	626000762	NEW-08518	Facilities - Clovis	FP-NMG Land_Structures&Improven	390.0	$ -	$ -	$ -	$ -	$ -	$ -	$ -
927	626000763	NCP-09777	Tools and Equipment - Clovis	FP-NMG Tools, Shop & Garage Equip	394.0	$ -	$ -	$ -	$ -	$ -	$ -	$ -
928	662000764	NCP-09804	Tools and Equipment - Espanola	FP-NMG Tools, Shop & Garage Equip	394.0	$ -	$ -	$ 8,071	$ -	$ -	$ 10,761	$ -
929	660000765	NCP-09805	Tools and Equipment - Santa Fe	FP-NMG Tools, Shop & Garage Equip	394.0	$ -	$ -	$ 38,490	$ -	$ -	$ 51,320	$ -
930	667000766	NCP-09820	Tools and Equipment - Taos	FP-NMG Tools, Shop & Garage Equip	394.0	$ -	$ -	$ 8,071	$ -	$ -	$ 10,761	$ -
931	680000767	NCP-09821	Tools and Equipment - Northwest	FP-NMG Tools, Shop & Garage Equip	394.0	$ -	$ -	$ 52,998	$ -	$ -	$ 52,998	$ -
932	684000768	NCP-09806	Tools and Equipment - Gallup	FP-NMG Tools, Shop & Garage Equip	394.0	$ -	$ -	$ -	$ -	$ -	$ -	$ -
933	T610000769	NCP-12187	Tools and Equipment - Albuquerque - IMP	FP-NMG Tools, Shop & Garage Equip	394.0	$ -	$ -	$ 57,375	$ -	$ -	$ -	$ -
934	T610000770	PRE-09059	Add Controls to RP 31 At Rio Puerco	FP-NMG Transm Stations-Replace	368.0	$ -	$ -	$ -	$ -	$ -	$ -	$ -
935	T610000770	PRE-09059	Add Controls to RP 31 At Rio Puerco	FP-NMG Transm Stations-Replace	369.0	$ -	$ -	$ -	$ -	$ -	$ -	$ -
936	T610000771	NEW-14265	Add fuel cell generator Cabezon	FP-NMG Transm Specifics-New	367.1	$ -	$ -	$ -	$ -	$ -	$ -	$ -
937	T610000771	NEW-14265	Add fuel cell generator Cabezon	FP-NMG Transm Specifics-New	368.0	$ -	$ -	$ -	$ -	$ -	$ -	$ -
938	T610000771	NEW-14265	Add fuel cell generator Cabezon	FP-NMG Transm Specifics-New	369.0	$ -	$ -	$ -	$ -	$ -	$ -	$ -
939	T610000772	PRE-08874	Coors & Ouray regulator replacement, meter, filter scada installation	FP-NMG Transm Stations-Replace	368.0	$ -	$ -	$ -	$ -	$ -	$ -	$ -
940	T610000772	PRE-08874	Coors & Ouray regulator replacement, meter, filter scada installation	FP-NMG Transm Stations-Replace	369.0	$ -	$ -	$ -	$ -	$ -	$ -	$ -
941	T610000773	PRE-09103	Volcano Pump Station station modification	FP-NMG Transm Stations-Replace	368.0	$ -	$ -	$ -	$ -	$ -	$ -	$ -
942	T610000773	PRE-09103	Volcano Pump Station station modification	FP-NMG Transm Stations-Replace	369.0	$ -	$ -	$ -	$ -	$ -	$ -	$ -
943	T610000774	PRE-08875	Sandia's Governor's Reg Station #399	FP-NMG Transm Stations-Replace	368.0	$ -	$ -	$ -	$ -	$ -	$ -	$ -
944	T610000774	PRE-08875	Sandia's Governor's Reg Station #399	FP-NMG Transm Stations-Replace	369.0	$ -	$ -	$ -	$ -	$ -	$ -	$ -
945	T660000775	NEW-14266	Build Plaza Central Border Station	FP-NMG Transm Stations-New	369.0	$ -	$ -	$ -	$ -	$ -	$ -	$ -
946	T660000776	PRE-09807	Questa/Red River Take-Off Block Valve	FP-NMG Transm Specific-Replace	367.1	$ -	$ -	$ -	$ -	$ -	$ -	$ -
947	T660000776	PRE-09807	Questa/Red River Take-Off Block Valve	FP-NMG Transm Specific-Replace	368.0	$ -	$ -	$ -	$ -	$ -	$ -	$ -
948	T660000776	PRE-09807	Questa/Red River Take-Off Block Valve	FP-NMG Transm Specific-Replace	369.0	$ -	$ -	$ -	$ -	$ -	$ -	$ -
949	T680000777	PRE-09097	Replace/Repair and lower pipe near Dulce	FP-NMG Transm Mains-Replace	367.1	$ -	$ -	$ -	$ -	$ -	$ -	$ -
950	T680000778	PRE-09062	Continental Divide Reg Relocation & Rebuild	FP-NMG Transm Stations-Replace	368.0	$ -	$ -	$ -	$ -	$ -	$ -	$ -
951	T680000778	PRE-09062	Continental Divide Reg Relocation & Rebuild	FP-NMG Transm Stations-Replace	369.0	$ -	$ -	$ -	$ -	$ -	$ -	$ -
952	T680000779	PRE-09087	Mesa Valves Replaced	FP-NMG Transm Stations-Replace	368.0	$ -	$ -	$ -	$ -	$ -	$ -	$ -
953	T680000779	PRE-09087	Mesa Valves Replaced	FP-NMG Transm Stations-Replace	369.0	$ -	$ -	$ -	$ -	$ -	$ -	$ -
954	T680000780	PRE-09063	Convert ML Tap from EP to NMGC at Continental Divide	FP-NMG Transm Specific-Replace	367.1	$ -	$ -	$ -	$ -	$ -	$ -	$ -
955	T680000780	PRE-09063	Convert ML Tap from EP to NMGC at Continental Divide	FP-NMG Transm Specific-Replace	368.0	$ -	$ -	$ -	$ -	$ -	$ -	$ -

NEW MEXICO GAS COMPANY, INC.

Plant Gross Activity
Base Period - 12 Months Ending March 31, 2023
Future Test Year - 12 Months Ending September 30, 2025

	A	B	C	D	E	AB	AC	AD	AE	AF	AG	AH	AI
3	Investment Number	FP Number	Investment Name	FP Type	FERC Account	2/28/2025	3/31/2025	4/30/2025	5/31/2025	6/30/2025	7/31/2025	8/31/2025	9/30/2025
900	684000743	PRE-05852	Cathodic Protection - Gallup - Replace	FP-NMG Dist Cathodic Protection-Re	376.5	$ -	$ 3,383	$ -	$ -	$ 6,742	$ -	$ -	$ 551
901	684000744	PRE-05853	Land, Structures & Sta - Gallup - Replace	FP-NMG Dist Stations-Replace	378.0	$ -	$ -	$ -	$ -	$ 26	$ -	$ -	$ 103
902	684000744	PRE-05853	Land, Structures & Sta - Gallup - Replace	FP-NMG Dist Stations-Replace	385.0	$ -	$ -	$ -	$ -	$ 49	$ -	$ -	$ 192
903	684000745	PRE-05854	Meters - Residential - Gallup - Replace	FP-NMG Dist Residential Mtr-Replac	381.0	$ -	$ -	$ -	$ -	$ -	$ -	$ -	$ -
904	684000746	PRE-05855	Services - Gallup - Replace	FP-NMG Dist Services-Replace	380.0	$ -	$ 9,511	$ -	$ -	$ 14,267	$ -	$ -	$ 14,267
905	684000746	PRE-05855	Services - Gallup - Replace	FP-NMG Dist Services-Replace	380.1	$ -	$ 4,273	$ -	$ -	$ 6,410	$ -	$ -	$ 6,410
906	685000747	PRE-05856	Mains - Grants - Replace	FP-NMG Dist Mains-Replace	376.1	$ -	$ 111	$ -	$ -	$ 166	$ -	$ -	$ 166
907	685000747	PRE-05856	Mains - Grants - Replace	FP-NMG Dist Mains-Replace	376.2	$ -	$ 119	$ -	$ -	$ 178	$ -	$ -	$ 178
908	685000747	PRE-05856	Mains - Grants - Replace	FP-NMG Dist Mains-Replace	376.4	$ -	$ 27	$ -	$ -	$ 41	$ -	$ -	$ 41
909	685000747	PRE-05856	Mains - Grants - Replace	FP-NMG Dist Mains-Replace	380.0	$ -	$ 14	$ -	$ -	$ 20	$ -	$ -	$ 20
910	685000748	PRE-05857	Cathodic Protection - Grants - Replace	FP-NMG Dist Cathodic Protection-Re	376.5	$ -	$ 143	$ -	$ -	$ 1,034	$ -	$ -	$ -
911	685000749	PRE-05858	Land, Structures & Sta - Grants - Replace	FP-NMG Dist Stations-Replace	378.0	$ -	$ -	$ -	$ -	$ 1,833	$ -	$ -	$ -
912	685000749	PRE-05858	Land, Structures & Sta - Grants - Replace	FP-NMG Dist Stations-Replace	385.0	$ -	$ -	$ -	$ -	$ 3,404	$ -	$ -	$ -
913	685000750	PRE-05859	Meters - Residential - Grants - Replace	FP-NMG Dist Residential Mtr-Replac	381.0	$ -	$ -	$ -	$ -	$ -	$ -	$ -	$ -
914	685000751	PRE-05860	Services - Grants - Replace	FP-NMG Dist Services-Replace	380.0	$ -	$ 163	$ -	$ -	$ 244	$ -	$ -	$ 244
915	685000751	PRE-05860	Services - Grants - Replace	FP-NMG Dist Services-Replace	380.1	$ -	$ 73	$ -	$ -	$ 110	$ -	$ -	$ 110
916	621000752	NCP-09795	Tools and Equipment - Southwest	FP-NMG Tools, Shop & Garage Equip	394.0	$ -	$ -	$ -	$ -	$ 55,047	$ -	$ -	$ 55,047
917	622000753	NCP-09797	Tools and Equipment - Anthony	FP-NMG Tools, Shop & Garage Equip	394.0	$ -	$ -	$ -	$ -	$ -	$ -	$ -	$ -
918	622000754	NEW-08504	Facilities - Anthony	FP-NMG Land_Structures&Improven	390.0	$ -	$ -	$ -	$ -	$ -	$ -	$ -	$ -
919	632000755	NCP-09796	Tools and Equipment - Silver City	FP-NMG Tools, Shop & Garage Equip	394.0	$ -	$ -	$ -	$ -	$ -	$ -	$ -	$ -
920	633000756	NCP-09825	Tools and Equipment - T or C	FP-NMG Tools, Shop & Garage Equip	394.0	$ -	$ -	$ -	$ -	$ -	$ -	$ -	$ -
921	610000757	NCP-09798	Tools and Equipment - Albuquerque	FP-NMG Tools, Shop & Garage Equip	394.0	$ -	$ 53,084	$ -	$ -	$ 178,133	$ -	$ -	$ 178,133
922	620000758	NCP-09800	Tools and Equipment - Artesia	FP-NMG Tools, Shop & Garage Equip	394.0	$ -	$ -	$ -	$ -	$ -	$ -	$ -	$ -
923	624000759	NCP-09801	Tools and Equipment - Carlsbad	FP-NMG Tools, Shop & Garage Equip	394.0	$ -	$ -	$ -	$ -	$ -	$ -	$ -	$ -
924	627000760	NCP-09774	Tools and Equipment - Lovington	FP-NMG Tools, Shop & Garage Equip	394.0	$ -	$ -	$ -	$ -	$ -	$ -	$ -	$ -
925	629000761	NCP-09775	Tools and Equipment - Southeast	FP-NMG Tools, Shop & Garage Equip	394.0	$ -	$ 25,530	$ -	$ -	$ 38,295	$ -	$ -	$ 38,295
926	626000762	NEW-08518	Facilities - Clovis	FP-NMG Land_Structures&Improven	390.0	$ -	$ -	$ -	$ -	$ -	$ -	$ -	$ -
927	626000763	NCP-09777	Tools and Equipment - Clovis	FP-NMG Tools, Shop & Garage Equip	394.0	$ -	$ 34,757	$ -	$ -	$ 52,135	$ -	$ -	$ 52,135
928	662000764	NCP-09804	Tools and Equipment - Espanola	FP-NMG Tools, Shop & Garage Equip	394.0	$ -	$ -	$ -	$ -	$ -	$ -	$ -	$ -
929	660000765	NCP-09805	Tools and Equipment - Santa Fe	FP-NMG Tools, Shop & Garage Equip	394.0	$ -	$ 26,479	$ -	$ -	$ 39,718	$ -	$ -	$ 39,718
930	667000766	NCP-09820	Tools and Equipment - Taos	FP-NMG Tools, Shop & Garage Equip	394.0	$ -	$ -	$ -	$ -	$ -	$ -	$ -	$ -
931	680000767	NCP-09821	Tools and Equipment - Northwest	FP-NMG Tools, Shop & Garage Equip	394.0	$ -	$ 27,531	$ -	$ -	$ 41,296	$ -	$ -	$ 41,296
932	684000768	NCP-09806	Tools and Equipment - Gallup	FP-NMG Tools, Shop & Garage Equip	394.0	$ -	$ -	$ -	$ -	$ -	$ -	$ -	$ -
933	T610000769	NCP-12187	Tools and Equipment - Albuquerque - IMP	FP-NMG Tools, Shop & Garage Equip	394.0	$ -	$ 29,872	$ -	$ -	$ -	$ -	$ -	$ 22,757
934	T610000770	PRE-09059	Add Controls to RP 31 At Rio Puerco	FP-NMG Transm Stations-Replace	368.0	$ -	$ -	$ -	$ -	$ -	$ -	$ -	$ -
935	T610000770	PRE-09059	Add Controls to RP 31 At Rio Puerco	FP-NMG Transm Stations-Replace	369.0	$ -	$ -	$ -	$ -	$ -	$ -	$ -	$ -
936	T610000771	NEW-14265	Add fuel cell generator Cabezon	FP-NMG Transm Specifics-New	367.1	$ -	$ -	$ -	$ -	$ -	$ -	$ -	$ -
937	T610000771	NEW-14265	Add fuel cell generator Cabezon	FP-NMG Transm Specifics-New	368.0	$ -	$ -	$ -	$ -	$ -	$ -	$ -	$ -
938	T610000771	NEW-14265	Add fuel cell generator Cabezon	FP-NMG Transm Specifics-New	369.0	$ -	$ -	$ -	$ -	$ -	$ -	$ -	$ -
939	T610000772	PRE-08874	Coors & Ouray regulator replacement, meter, filter scada installation	FP-NMG Transm Stations-Replace	368.0	$ -	$ -	$ -	$ -	$ -	$ -	$ -	$ -
940	T610000772	PRE-08874	Coors & Ouray regulator replacement, meter, filter scada installation	FP-NMG Transm Stations-Replace	369.0	$ -	$ -	$ -	$ -	$ -	$ -	$ -	$ -
941	T610000773	PRE-09103	Volcano Pump Station station modification	FP-NMG Transm Stations-Replace	368.0	$ -	$ -	$ -	$ -	$ -	$ -	$ -	$ -
942	T610000773	PRE-09103	Volcano Pump Station station modification	FP-NMG Transm Stations-Replace	369.0	$ -	$ -	$ -	$ -	$ -	$ -	$ -	$ -
943	T610000774	PRE-08875	Sandia's Governor's Reg Station #399	FP-NMG Transm Stations-Replace	368.0	$ -	$ -	$ -	$ -	$ -	$ -	$ -	$ -
944	T610000774	PRE-08875	Sandia's Governor's Reg Station #399	FP-NMG Transm Stations-Replace	369.0	$ -	$ -	$ -	$ -	$ -	$ -	$ -	$ -
945	T660000775	NEW-14266	Build Plaza Central Border Station	FP-NMG Transm Stations-New	369.0	$ -	$ -	$ -	$ -	$ -	$ -	$ -	$ -
946	T660000776	PRE-09807	Questa/Red River Take-Off Block Valve	FP-NMG Transm Specific-Replace	367.1	$ -	$ -	$ -	$ -	$ -	$ -	$ -	$ -
947	T660000776	PRE-09807	Questa/Red River Take-Off Block Valve	FP-NMG Transm Specific-Replace	368.0	$ -	$ -	$ -	$ -	$ -	$ -	$ -	$ -
948	T660000776	PRE-09807	Questa/Red River Take-Off Block Valve	FP-NMG Transm Specific-Replace	369.0	$ -	$ -	$ -	$ -	$ -	$ -	$ -	$ -
949	T680000777	PRE-09097	Replace/Repair and lower pipe near Dulce	FP-NMG Transm Mains-Replace	367.1	$ -	$ -	$ -	$ -	$ -	$ -	$ -	$ -
950	T680000778	PRE-09062	Continental Divide Reg Relocation & Rebuild	FP-NMG Transm Stations-Replace	368.0	$ -	$ -	$ -	$ -	$ -	$ -	$ -	$ -
951	T680000778	PRE-09062	Continental Divide Reg Relocation & Rebuild	FP-NMG Transm Stations-Replace	369.0	$ -	$ -	$ -	$ -	$ -	$ -	$ -	$ -
952	T680000779	PRE-09087	Mesa Valves Replaced	FP-NMG Transm Stations-Replace	368.0	$ -	$ -	$ -	$ -	$ -	$ -	$ -	$ -
953	T680000779	PRE-09087	Mesa Valves Replaced	FP-NMG Transm Stations-Replace	369.0	$ -	$ -	$ -	$ -	$ -	$ -	$ -	$ -
954	T680000780	PRE-09063	Convert ML Tap from EP to NMGC at Continental Divide	FP-NMG Transm Specific-Replace	367.1	$ -	$ -	$ -	$ -	$ -	$ -	$ -	$ -
955	T680000780	PRE-09063	Convert ML Tap from EP to NMGC at Continental Divide	FP-NMG Transm Specific-Replace	368.0	$ -	$ -	$ -	$ -	$ -	$ -	$ -	$ -

NEW MEXICO GAS COMPANY, INC.

Plant Gross Activity
Base Period - 12 Months Ending March 31, 2023
Future Test Year - 12 Months Ending September 30, 2025

	A	B	C	D	E	F	G	H	I	J	K	L
3	Investment Number	FP Number	Investment Name	FP Type	FERC Account	4/30/2023	5/31/2023	6/30/2023	7/31/2023	8/31/2023	9/30/2023	10/31/2023
956	T680000780	PRE-09063	Convert ML Tap from EP to NMGC at Continental Divide	FP-NMG Transm Specific-Replace	369.0	$ -	$ -	$ -	$ -	$ -	$ -	$ -
957	T680000781	PRE-09064	Convert ML Tap from EP to NMGC at Coolage	FP-NMG Transm Specific-Replace	367.1	$ -	$ -	$ -	$ -	$ -	$ -	$ -
958	T680000781	PRE-09064	Convert ML Tap from EP to NMGC at Coolage	FP-NMG Transm Specific-Replace	368.0	$ -	$ -	$ -	$ -	$ -	$ -	$ -
959	T680000781	PRE-09064	Convert ML Tap from EP to NMGC at Coolage	FP-NMG Transm Specific-Replace	369.0	$ -	$ -	$ -	$ -	$ -	$ -	$ -
960	T621000782	TEMP	Rebuild Nike Meter Station	FP-NMG Transm Stations-Replace	368.0	$ -	$ -	$ -	$ -	$ -	$ -	$ -
961	T621000782	TEMP	Rebuild Nike Meter Station	FP-NMG Transm Stations-Replace	369.0	$ -	$ -	$ -	$ -	$ -	$ -	$ -
962	T621000783	NEW-14283	Install Deep Ground Bed and Rectifier at Hwy 26	FP-NMG Transm Specific-Replace	367.1	$ -	$ -	$ -	$ -	$ -	$ -	$ -
963	T621000783	NEW-14283	Install Deep Ground Bed and Rectifier at Hwy 26	FP-NMG Transm Specific-Replace	368.0	$ -	$ -	$ -	$ -	$ -	$ -	$ -
964	T621000783	NEW-14283	Install Deep Ground Bed and Rectifier at Hwy 26	FP-NMG Transm Specific-Replace	369.0	$ -	$ -	$ -	$ -	$ -	$ -	$ -
965	T626000784	PRE-08680	Retire Waldhauser	FP-NMG Transm Stations-Replace	368.0	$ -	$ -	$ -	$ -	$ -	$ -	$ -
966	T626000784	PRE-08680	Retire Waldhauser	FP-NMG Transm Stations-Replace	369.0	$ -	$ -	$ -	$ -	$ -	$ -	$ -
967	T626000785	PRE-10026	Relocate Bennett regulator station.	FP-NMG Transm Stations-Replace	368.0	$ -	$ -	$ -	$ -	$ -	$ -	$ -
968	T626000785	PRE-10026	Relocate Bennett regulator station.	FP-NMG Transm Stations-Replace	369.0	$ -	$ -	$ -	$ -	$ -	$ -	$ -
969	T680000786	TEMP	Deep well ground bed at TA-12	FP-NMG Transm Specific-Replace	367.1	$ -	$ -	$ -	$ -	$ -	$ -	$ -
970	T680000786	TEMP	Deep well ground bed at TA-12	FP-NMG Transm Specific-Replace	368.0	$ -	$ -	$ -	$ -	$ -	$ -	$ -
971	T680000786	TEMP	Deep well ground bed at TA-12	FP-NMG Transm Specific-Replace	369.0	$ -	$ -	$ -	$ -	$ -	$ -	$ -
972	T680000787	PRE-09065	Deep well ground bed at TA-14	FP-NMG Transm Specific-Replace	367.1	$ -	$ -	$ -	$ -	$ -	$ -	$ -
973	T680000787	PRE-09065	Deep well ground bed at TA-14	FP-NMG Transm Specific-Replace	368.0	$ -	$ -	$ -	$ -	$ -	$ -	$ -
974	T680000787	PRE-09065	Deep well ground bed at TA-14	FP-NMG Transm Specific-Replace	369.0	$ -	$ -	$ -	$ -	$ -	$ -	$ -
975	T624000788	PRE-08783	Carlsbad North BS	FP-NMG Transm Stations-Replace	368.0	$ -	$ -	$ -	$ -	$ -	$ -	$ -
976	T624000788	PRE-08783	Carlsbad North BS	FP-NMG Transm Stations-Replace	369.0	$ -	$ -	$ -	$ -	$ -	$ -	$ -
977	T624000789	PRE-09096	Replace two CP ground bed on Roswell ML	FP-NMG Transm Cathodic Protectior	367.3	$ -	$ -	$ -	$ -	$ -	$ -	$ -
978	T624000790	PRE-09082	Loving BS	FP-NMG Transm Stations-Replace	368.0	$ -	$ -	$ -	$ -	$ -	$ -	$ -
979	T624000790	PRE-09082	Loving BS	FP-NMG Transm Stations-Replace	369.0	$ -	$ -	$ -	$ -	$ -	$ -	$ -
980	T624000791	PRE-09095	Redlake Valve Replacement	FP-NMG Transm Mains-Replace	367.1	$ -	$ -	$ -	$ -	$ -	$ -	$ -
981	T680000792	PRE-09066	Deep Well ground bed MM 48	FP-NMG Transm Specific-Replace	367.1	$ -	$ -	$ -	$ -	$ -	$ -	$ -
982	T680000792	PRE-09066	Deep Well ground bed MM 48	FP-NMG Transm Specific-Replace	368.0	$ -	$ -	$ -	$ -	$ -	$ -	$ -
983	T680000792	PRE-09066	Deep Well ground bed MM 48	FP-NMG Transm Specific-Replace	369.0	$ -	$ -	$ -	$ -	$ -	$ -	$ -
984	T610000793	PRE-08785	Los Suenos BS	FP-NMG Transm Mains-Replace	367.1	$ -	$ -	$ -	$ -	$ -	$ -	$ -
985	T610000794	PRE-08684	Cibola BS Filter/Mtr SCADA Install	FP-NMG Transm Stations-Replace	368.0	$ -	$ -	$ -	$ -	$ -	$ -	$ -
986	T610000794	PRE-08684	Cibola BS Filter/Mtr SCADA Install	FP-NMG Transm Stations-Replace	369.0	$ -	$ -	$ -	$ -	$ -	$ -	$ -
987	T610000795	TEMP	Erosion - Santa Fe 16and 20 MP12.2	FP-NMG Transm Specific-Replace	367.1	$ -	$ -	$ -	$ -	$ -	$ -	$ -
988	T610000795	TEMP	Erosion - Santa Fe 16and 20 MP12.2	FP-NMG Transm Specific-Replace	368.0	$ -	$ -	$ -	$ -	$ -	$ -	$ -
989	T610000795	TEMP	Erosion - Santa Fe 16and 20 MP12.2	FP-NMG Transm Specific-Replace	369.0	$ -	$ -	$ -	$ -	$ -	$ -	$ -
990	T660000796	TEMP	Erosions - Taos ML	FP-NMG Transm Specifics-New	367.1	$ -	$ -	$ -	$ -	$ -	$ -	$ -
991	T660000796	TEMP	Erosions - Taos ML	FP-NMG Transm Specifics-New	368.0	$ -	$ -	$ -	$ -	$ -	$ -	$ -
992	T660000796	TEMP	Erosions - Taos ML	FP-NMG Transm Specifics-New	369.0	$ -	$ -	$ -	$ -	$ -	$ -	$ -
993	T680000797	TEMP	Erosions - ABQ 24" HP ML MP20	FP-NMG Transm Specifics-New	367.1	$ -	$ -	$ -	$ -	$ -	$ -	$ -
994	T680000797	TEMP	Erosions - ABQ 24" HP ML MP20	FP-NMG Transm Specifics-New	368.0	$ -	$ -	$ -	$ -	$ -	$ -	$ -
995	T680000797	TEMP	Erosions - ABQ 24" HP ML MP20	FP-NMG Transm Specifics-New	369.0	$ -	$ -	$ -	$ -	$ -	$ -	$ -
996	T680000798	TEMP	Erosions - ABQ ML HP MP42.58	FP-NMG Transm Specifics-New	367.1	$ -	$ -	$ -	$ -	$ -	$ -	$ -
997	T680000798	TEMP	Erosions - ABQ ML HP MP42.58	FP-NMG Transm Specifics-New	368.0	$ -	$ -	$ -	$ -	$ -	$ -	$ -
998	T680000798	TEMP	Erosions - ABQ ML HP MP42.58	FP-NMG Transm Specifics-New	369.0	$ -	$ -	$ -	$ -	$ -	$ -	$ -
999	T680000799	TEMP	Erosions - ABQ ML LP 20" 550 MP39.26	0		$ -	$ -	$ -	$ -	$ -	$ -	$ -
1000	T680000800	PRE-08463	RSV-Rio Puerco BV MP91 ABQ ML	FP-NMG Transm Specific-Replace	367.1	$ -	$ -	$ -	$ -	$ -	$ -	$ -
1001	T680000800	PRE-08463	RSV-Rio Puerco BV MP91 ABQ ML	FP-NMG Transm Specific-Replace	368.0	$ -	$ -	$ -	$ -	$ -	$ -	$ -
1002	T680000800	PRE-08463	RSV-Rio Puerco BV MP91 ABQ ML	FP-NMG Transm Specific-Replace	369.0	$ -	$ -	$ -	$ -	$ -	$ -	$ -
1003	T621000801	PRE-08460	RSV- Chamberino MP0	FP-NMG Transm Specific-Replace	367.1	$ -	$ -	$ -	$ -	$ -	$ -	$ -
1004	T621000801	PRE-08460	RSV- Chamberino MP0	FP-NMG Transm Specific-Replace	368.0	$ -	$ -	$ -	$ -	$ -	$ -	$ -
1005	T621000801	PRE-08460	RSV- Chamberino MP0	FP-NMG Transm Specific-Replace	369.0	$ -	$ -	$ -	$ -	$ -	$ -	$ -
1006	T621000802	PRE-08461	RSV- Chamberino MP6-BV2	FP-NMG Transm Specific-Replace	367.1	$ -	$ -	$ -	$ -	$ -	$ -	$ -
1007	T621000802	PRE-08461	RSV- Chamberino MP6-BV2	FP-NMG Transm Specific-Replace	368.0	$ -	$ -	$ -	$ -	$ -	$ -	$ -
1008	T621000802	PRE-08461	RSV- Chamberino MP6-BV2	FP-NMG Transm Specific-Replace	369.0	$ -	$ -	$ -	$ -	$ -	$ -	$ -
1009	T621000803	PRE-08462	RSV-Chamberino MP12-BV3	FP-NMG Transm Specific-Replace	367.1	$ -	$ -	$ -	$ -	$ -	$ -	$ -
1010	T621000803	PRE-08462	RSV-Chamberino MP12-BV3	FP-NMG Transm Specific-Replace	368.0	$ -	$ -	$ -	$ -	$ -	$ -	$ -
1011	T621000803	PRE-08462	RSV-Chamberino MP12-BV3	FP-NMG Transm Specific-Replace	369.0	$ -	$ -	$ -	$ -	$ -	$ -	$ -

NEW MEXICO GAS COMPANY, INC.

Plant Gross Activity
Base Period - 12 Months Ending March 31, 2023
Future Test Year - 12 Months Ending September 30, 2025

	A	B	C	D	E	M	N	O	P	Q	R	S	T
3	Investment Number	FP Number	Investment Name	FP Type	FERC Account	11/30/2023	12/31/2023	1/31/2024	2/29/2024	3/31/2024	4/30/2024	5/31/2024	6/30/2024
956	T680000780	PRE-09063	Convert ML Tap from EP to NMGC at Continental Divide	FP-NMG Transm Specific-Replace	369.0	$ -	$ -	$ -	$ -	$ -	$ -	$ -	$ -
957	T680000781	PRE-09064	Convert ML Tap from EP to NMGC at Coolage	FP-NMG Transm Specific-Replace	367.1	$ -	$ -	$ -	$ -	$ -	$ -	$ -	$ -
958	T680000781	PRE-09064	Convert ML Tap from EP to NMGC at Coolage	FP-NMG Transm Specific-Replace	368.0	$ -	$ -	$ -	$ -	$ -	$ -	$ -	$ -
959	T680000781	PRE-09064	Convert ML Tap from EP to NMGC at Coolage	FP-NMG Transm Specific-Replace	369.0	$ -	$ -	$ -	$ -	$ -	$ -	$ -	$ -
960	T621000782	TEMP	Rebuild Nike Meter Station	FP-NMG Transm Stations-Replace	368.0	$ -	$ -	$ -	$ -	$ -	$ -	$ -	$ -
961	T621000782	TEMP	Rebuild Nike Meter Station	FP-NMG Transm Stations-Replace	369.0	$ -	$ -	$ -	$ -	$ -	$ -	$ -	$ -
962	T621000783	NEW-14283	Install Deep Ground Bed and Rectifier at Hwy 26	FP-NMG Transm Specific-Replace	367.1	$ -	$ -	$ -	$ -	$ -	$ -	$ -	$ -
963	T621000783	NEW-14283	Install Deep Ground Bed and Rectifier at Hwy 26	FP-NMG Transm Specific-Replace	368.0	$ -	$ -	$ -	$ -	$ -	$ -	$ -	$ -
964	T621000783	NEW-14283	Install Deep Ground Bed and Rectifier at Hwy 26	FP-NMG Transm Specific-Replace	369.0	$ -	$ -	$ -	$ -	$ -	$ -	$ -	$ -
965	T626000784	PRE-08680	Retire Waldhauser	FP-NMG Transm Stations-Replace	368.0	$ -	$ -	$ -	$ -	$ -	$ -	$ -	$ -
966	T626000784	PRE-08680	Retire Waldhauser	FP-NMG Transm Stations-Replace	369.0	$ -	$ -	$ -	$ -	$ -	$ -	$ -	$ -
967	T626000785	PRE-10026	Relocate Bennett regulator station.	FP-NMG Transm Stations-Replace	368.0	$ -	$ -	$ -	$ -	$ -	$ -	$ -	$ -
968	T626000785	PRE-10026	Relocate Bennett regulator station.	FP-NMG Transm Stations-Replace	369.0	$ -	$ -	$ -	$ -	$ -	$ -	$ -	$ -
969	T680000786	TEMP	Deep well ground bed at TA-12	FP-NMG Transm Specific-Replace	367.1	$ -	$ -	$ -	$ -	$ -	$ -	$ -	$ -
970	T680000786	TEMP	Deep well ground bed at TA-12	FP-NMG Transm Specific-Replace	368.0	$ -	$ -	$ -	$ -	$ -	$ -	$ -	$ -
971	T680000786	TEMP	Deep well ground bed at TA-12	FP-NMG Transm Specific-Replace	369.0	$ -	$ -	$ -	$ -	$ -	$ -	$ -	$ -
972	T680000787	PRE-09065	Deep well ground bed at TA-14	FP-NMG Transm Specific-Replace	367.1	$ -	$ -	$ -	$ -	$ -	$ -	$ -	$ -
973	T680000787	PRE-09065	Deep well ground bed at TA-14	FP-NMG Transm Specific-Replace	368.0	$ -	$ -	$ -	$ -	$ -	$ -	$ -	$ -
974	T680000787	PRE-09065	Deep well ground bed at TA-14	FP-NMG Transm Specific-Replace	369.0	$ -	$ -	$ -	$ -	$ -	$ -	$ -	$ -
975	T624000788	PRE-08783	Carlsbad North BS	FP-NMG Transm Stations-Replace	368.0	$ -	$ -	$ -	$ -	$ -	$ -	$ -	$ -
976	T624000788	PRE-08783	Carlsbad North BS	FP-NMG Transm Stations-Replace	369.0	$ -	$ -	$ -	$ -	$ -	$ -	$ -	$ -
977	T624000789	PRE-09096	Replace two CP ground bed on Roswell ML	FP-NMG Transm Cathodic Protectior	367.3	$ -	$ -	$ -	$ -	$ -	$ -	$ -	$ -
978	T624000790	PRE-09082	Loving BS	FP-NMG Transm Stations-Replace	368.0	$ -	$ -	$ -	$ -	$ -	$ -	$ -	$ -
979	T624000790	PRE-09082	Loving BS	FP-NMG Transm Stations-Replace	369.0	$ -	$ -	$ -	$ -	$ -	$ -	$ -	$ -
980	T624000791	PRE-09095	Redlake Valve Replacement	FP-NMG Transm Mains-Replace	367.1	$ -	$ -	$ -	$ -	$ -	$ -	$ -	$ -
981	T680000792	PRE-09066	Deep Well ground bed MM 48	FP-NMG Transm Specific-Replace	367.1	$ -	$ -	$ -	$ -	$ -	$ -	$ -	$ -
982	T680000792	PRE-09066	Deep Well ground bed MM 48	FP-NMG Transm Specific-Replace	368.0	$ -	$ -	$ -	$ -	$ -	$ -	$ -	$ -
983	T680000792	PRE-09066	Deep Well ground bed MM 48	FP-NMG Transm Specific-Replace	369.0	$ -	$ -	$ -	$ -	$ -	$ -	$ -	$ -
984	T610000793	PRE-08785	Los Suenos BS	FP-NMG Transm Mains-Replace	367.1	$ -	$ -	$ -	$ -	$ -	$ -	$ -	$ -
985	T610000794	PRE-08684	Cibola BS Filter/Mtr SCADA Install	FP-NMG Transm Stations-Replace	368.0	$ -	$ -	$ -	$ -	$ -	$ -	$ -	$ -
986	T610000794	PRE-08684	Cibola BS Filter/Mtr SCADA Install	FP-NMG Transm Stations-Replace	369.0	$ -	$ -	$ -	$ -	$ -	$ -	$ -	$ -
987	T610000795	TEMP	Erosion - Santa Fe 16and 20 MP12.2	FP-NMG Transm Specific-Replace	367.1	$ -	$ -	$ -	$ -	$ -	$ -	$ -	$ -
988	T610000795	TEMP	Erosion - Santa Fe 16and 20 MP12.2	FP-NMG Transm Specific-Replace	368.0	$ -	$ -	$ -	$ -	$ -	$ -	$ -	$ -
989	T610000795	TEMP	Erosion - Santa Fe 16and 20 MP12.2	FP-NMG Transm Specific-Replace	369.0	$ -	$ -	$ -	$ -	$ -	$ -	$ -	$ -
990	T660000796	TEMP	Erosions - Taos ML	FP-NMG Transm Specifics-New	367.1	$ -	$ -	$ -	$ -	$ -	$ -	$ -	$ -
991	T660000796	TEMP	Erosions - Taos ML	FP-NMG Transm Specifics-New	368.0	$ -	$ -	$ -	$ -	$ -	$ -	$ -	$ -
992	T660000796	TEMP	Erosions - Taos ML	FP-NMG Transm Specifics-New	369.0	$ -	$ -	$ -	$ -	$ -	$ -	$ -	$ -
993	T680000797	TEMP	Erosions - ABQ 24" HP ML MP20	FP-NMG Transm Specifics-New	367.1	$ -	$ -	$ -	$ -	$ -	$ -	$ -	$ -
994	T680000797	TEMP	Erosions - ABQ 24" HP ML MP20	FP-NMG Transm Specifics-New	368.0	$ -	$ -	$ -	$ -	$ -	$ -	$ -	$ -
995	T680000797	TEMP	Erosions - ABQ 24" HP ML MP20	FP-NMG Transm Specifics-New	369.0	$ -	$ -	$ -	$ -	$ -	$ -	$ -	$ -
996	T680000798	TEMP	Erosions - ABQ ML HP MP42.58	FP-NMG Transm Specifics-New	367.1	$ -	$ -	$ -	$ -	$ -	$ -	$ -	$ -
997	T680000798	TEMP	Erosions - ABQ ML HP MP42.58	FP-NMG Transm Specifics-New	368.0	$ -	$ -	$ -	$ -	$ -	$ -	$ -	$ -
998	T680000798	TEMP	Erosions - ABQ ML HP MP42.58	FP-NMG Transm Specifics-New	369.0	$ -	$ -	$ -	$ -	$ -	$ -	$ -	$ -
999	T680000799	TEMP	Erosions - ABQ ML LP 20" 550 MP39.26	0		$ -	$ -	$ -	$ -	$ -	$ -	$ -	$ -
1000	T680000800	PRE-08463	RSV-Rio Puerco BV MP91 ABQ ML	FP-NMG Transm Specific-Replace	367.1	$ -	$ -	$ -	$ -	$ -	$ -	$ -	$ -
1001	T680000800	PRE-08463	RSV-Rio Puerco BV MP91 ABQ ML	FP-NMG Transm Specific-Replace	368.0	$ -	$ -	$ -	$ -	$ -	$ -	$ -	$ -
1002	T680000800	PRE-08463	RSV-Rio Puerco BV MP91 ABQ ML	FP-NMG Transm Specific-Replace	369.0	$ -	$ -	$ -	$ -	$ -	$ -	$ -	$ -
1003	T621000801	PRE-08460	RSV- Chamberino MP0	FP-NMG Transm Specific-Replace	367.1	$ -	$ -	$ -	$ -	$ -	$ -	$ -	$ -
1004	T621000801	PRE-08460	RSV- Chamberino MP0	FP-NMG Transm Specific-Replace	368.0	$ -	$ -	$ -	$ -	$ -	$ -	$ -	$ -
1005	T621000801	PRE-08460	RSV- Chamberino MP0	FP-NMG Transm Specific-Replace	369.0	$ -	$ -	$ -	$ -	$ -	$ -	$ -	$ -
1006	T621000802	PRE-08461	RSV- Chamberino MP6-BV2	FP-NMG Transm Specific-Replace	367.1	$ -	$ -	$ -	$ -	$ -	$ -	$ -	$ -
1007	T621000802	PRE-08461	RSV- Chamberino MP6-BV2	FP-NMG Transm Specific-Replace	368.0	$ -	$ -	$ -	$ -	$ -	$ -	$ -	$ -
1008	T621000802	PRE-08461	RSV- Chamberino MP6-BV2	FP-NMG Transm Specific-Replace	369.0	$ -	$ -	$ -	$ -	$ -	$ -	$ -	$ -
1009	T621000803	PRE-08462	RSV-Chamberino MP12-BV3	FP-NMG Transm Specific-Replace	367.1	$ -	$ -	$ -	$ -	$ -	$ -	$ -	$ -
1010	T621000803	PRE-08462	RSV-Chamberino MP12-BV3	FP-NMG Transm Specific-Replace	368.0	$ -	$ -	$ -	$ -	$ -	$ -	$ -	$ -
1011	T621000803	PRE-08462	RSV-Chamberino MP12-BV3	FP-NMG Transm Specific-Replace	369.0	$ -	$ -	$ -	$ -	$ -	$ -	$ -	$ -

NEW MEXICO GAS COMPANY, INC.

Plant Gross Activity
Base Period - 12 Months Ending March 31, 2023
Future Test Year - 12 Months Ending September 30, 2025

	A	B	C	D	E	U	V	W	X	Y	Z	AA
3	Investment Number	FP Number	Investment Name	FP Type	FERC Account	7/31/2024	8/31/2024	9/30/2024	10/31/2024	11/30/2024	12/31/2024	1/31/2025
956	T680000780	PRE-09063	Convert ML Tap from EP to NMGC at Continental Divide	FP-NMG Transm Specific-Replace	369.0	$ -	$ -	$ -	$ -	$ -	$ -	$ -
957	T680000781	PRE-09064	Convert ML Tap from EP to NMGC at Coolage	FP-NMG Transm Specific-Replace	367.1	$ -	$ -	$ -	$ -	$ -	$ -	$ -
958	T680000781	PRE-09064	Convert ML Tap from EP to NMGC at Coolage	FP-NMG Transm Specific-Replace	368.0	$ -	$ -	$ -	$ -	$ -	$ -	$ -
959	T680000781	PRE-09064	Convert ML Tap from EP to NMGC at Coolage	FP-NMG Transm Specific-Replace	369.0	$ -	$ -	$ -	$ -	$ -	$ -	$ -
960	T621000782	TEMP	Rebuild Nike Meter Station	FP-NMG Transm Stations-Replace	368.0	$ -	$ -	$ -	$ -	$ -	$ -	$ -
961	T621000782	TEMP	Rebuild Nike Meter Station	FP-NMG Transm Stations-Replace	369.0	$ -	$ -	$ -	$ -	$ -	$ -	$ -
962	T621000783	NEW-14283	Install Deep Ground Bed and Rectifier at Hwy 26	FP-NMG Transm Specific-Replace	367.1	$ -	$ -	$ -	$ -	$ -	$ -	$ -
963	T621000783	NEW-14283	Install Deep Ground Bed and Rectifier at Hwy 26	FP-NMG Transm Specific-Replace	368.0	$ -	$ -	$ -	$ -	$ -	$ -	$ -
964	T621000783	NEW-14283	Install Deep Ground Bed and Rectifier at Hwy 26	FP-NMG Transm Specific-Replace	369.0	$ -	$ -	$ -	$ -	$ -	$ -	$ -
965	T626000784	PRE-08680	Retire Waldhauser	FP-NMG Transm Stations-Replace	368.0	$ -	$ -	$ -	$ -	$ -	$ -	$ -
966	T626000784	PRE-08680	Retire Waldhauser	FP-NMG Transm Stations-Replace	369.0	$ -	$ -	$ -	$ -	$ -	$ -	$ -
967	T626000785	PRE-10026	Relocate Bennett regulator station.	FP-NMG Transm Stations-Replace	368.0	$ -	$ -	$ -	$ -	$ -	$ -	$ -
968	T626000785	PRE-10026	Relocate Bennett regulator station.	FP-NMG Transm Stations-Replace	369.0	$ -	$ -	$ -	$ -	$ -	$ -	$ -
969	T680000786	TEMP	Deep well ground bed at TA-12	FP-NMG Transm Specific-Replace	367.1	$ -	$ -	$ -	$ -	$ -	$ -	$ -
970	T680000786	TEMP	Deep well ground bed at TA-12	FP-NMG Transm Specific-Replace	368.0	$ -	$ -	$ -	$ -	$ -	$ -	$ -
971	T680000786	TEMP	Deep well ground bed at TA-12	FP-NMG Transm Specific-Replace	369.0	$ -	$ -	$ -	$ -	$ -	$ -	$ -
972	T680000787	PRE-09065	Deep well ground bed at TA-14	FP-NMG Transm Specific-Replace	367.1	$ -	$ -	$ -	$ -	$ -	$ -	$ -
973	T680000787	PRE-09065	Deep well ground bed at TA-14	FP-NMG Transm Specific-Replace	368.0	$ -	$ -	$ -	$ -	$ -	$ -	$ -
974	T680000787	PRE-09065	Deep well ground bed at TA-14	FP-NMG Transm Specific-Replace	369.0	$ -	$ -	$ -	$ -	$ -	$ -	$ -
975	T624000788	PRE-08783	Carlsbad North BS	FP-NMG Transm Stations-Replace	368.0	$ -	$ -	$ -	$ -	$ -	$ -	$ -
976	T624000788	PRE-08783	Carlsbad North BS	FP-NMG Transm Stations-Replace	369.0	$ -	$ -	$ -	$ -	$ -	$ -	$ -
977	T624000789	PRE-09096	Replace two CP ground bed on Roswell ML	FP-NMG Transm Cathodic Protectior	367.3	$ -	$ -	$ -	$ -	$ -	$ -	$ -
978	T624000790	PRE-09082	Loving BS	FP-NMG Transm Stations-Replace	368.0	$ -	$ -	$ -	$ -	$ -	$ -	$ -
979	T624000790	PRE-09082	Loving BS	FP-NMG Transm Stations-Replace	369.0	$ -	$ -	$ -	$ -	$ -	$ -	$ -
980	T624000791	PRE-09095	Redlake Valve Replacement	FP-NMG Transm Mains-Replace	367.1	$ -	$ -	$ -	$ -	$ -	$ -	$ -
981	T680000792	PRE-09066	Deep Well ground bed MM 48	FP-NMG Transm Specific-Replace	367.1	$ -	$ -	$ -	$ -	$ -	$ -	$ -
982	T680000792	PRE-09066	Deep Well ground bed MM 48	FP-NMG Transm Specific-Replace	368.0	$ -	$ -	$ -	$ -	$ -	$ -	$ -
983	T680000792	PRE-09066	Deep Well ground bed MM 48	FP-NMG Transm Specific-Replace	369.0	$ -	$ -	$ -	$ -	$ -	$ -	$ -
984	T610000793	PRE-08785	Los Suenos BS	FP-NMG Transm Mains-Replace	367.1	$ -	$ -	$ -	$ -	$ -	$ -	$ -
985	T610000794	PRE-08684	Cibola BS Filter/Mtr SCADA Install	FP-NMG Transm Stations-Replace	368.0	$ -	$ -	$ -	$ -	$ -	$ -	$ -
986	T610000794	PRE-08684	Cibola BS Filter/Mtr SCADA Install	FP-NMG Transm Stations-Replace	369.0	$ -	$ -	$ -	$ -	$ -	$ -	$ -
987	T610000795	TEMP	Erosion - Santa Fe 16and 20 MP12.2	FP-NMG Transm Specific-Replace	367.1	$ -	$ -	$ -	$ -	$ -	$ -	$ -
988	T610000795	TEMP	Erosion - Santa Fe 16and 20 MP12.2	FP-NMG Transm Specific-Replace	368.0	$ -	$ -	$ -	$ -	$ -	$ -	$ -
989	T610000795	TEMP	Erosion - Santa Fe 16and 20 MP12.2	FP-NMG Transm Specific-Replace	369.0	$ -	$ -	$ -	$ -	$ -	$ -	$ -
990	T660000796	TEMP	Erosions - Taos ML	FP-NMG Transm Specifics-New	367.1	$ -	$ -	$ -	$ -	$ -	$ -	$ -
991	T660000796	TEMP	Erosions - Taos ML	FP-NMG Transm Specifics-New	368.0	$ -	$ -	$ -	$ -	$ -	$ -	$ -
992	T660000796	TEMP	Erosions - Taos ML	FP-NMG Transm Specifics-New	369.0	$ -	$ -	$ -	$ -	$ -	$ -	$ -
993	T680000797	TEMP	Erosions - ABQ 24" HP ML MP20	FP-NMG Transm Specifics-New	367.1	$ -	$ -	$ -	$ -	$ -	$ -	$ -
994	T680000797	TEMP	Erosions - ABQ 24" HP ML MP20	FP-NMG Transm Specifics-New	368.0	$ -	$ -	$ -	$ -	$ -	$ -	$ -
995	T680000797	TEMP	Erosions - ABQ 24" HP ML MP20	FP-NMG Transm Specifics-New	369.0	$ -	$ -	$ -	$ -	$ -	$ -	$ -
996	T680000798	TEMP	Erosions - ABQ ML HP MP42.58	FP-NMG Transm Specifics-New	367.1	$ -	$ -	$ -	$ -	$ -	$ -	$ -
997	T680000798	TEMP	Erosions - ABQ ML HP MP42.58	FP-NMG Transm Specifics-New	368.0	$ -	$ -	$ -	$ -	$ -	$ -	$ -
998	T680000798	TEMP	Erosions - ABQ ML HP MP42.58	FP-NMG Transm Specifics-New	369.0	$ -	$ -	$ -	$ -	$ -	$ -	$ -
999	T680000799	TEMP	Erosions - ABQ ML LP 20" 550 MP39.26	0		$ -	$ -	$ -	$ -	$ -	$ -	$ -
1000	T680000800	PRE-08463	RSV-Rio Puerco BV MP91 ABQ ML	FP-NMG Transm Specific-Replace	367.1	$ -	$ -	$ -	$ -	$ -	$ -	$ -
1001	T680000800	PRE-08463	RSV-Rio Puerco BV MP91 ABQ ML	FP-NMG Transm Specific-Replace	368.0	$ -	$ -	$ -	$ -	$ -	$ -	$ -
1002	T680000800	PRE-08463	RSV-Rio Puerco BV MP91 ABQ ML	FP-NMG Transm Specific-Replace	369.0	$ -	$ -	$ -	$ -	$ -	$ -	$ -
1003	T621000801	PRE-08460	RSV- Chamberino MP0	FP-NMG Transm Specific-Replace	367.1	$ -	$ -	$ -	$ -	$ -	$ -	$ -
1004	T621000801	PRE-08460	RSV- Chamberino MP0	FP-NMG Transm Specific-Replace	368.0	$ -	$ -	$ -	$ -	$ -	$ -	$ -
1005	T621000801	PRE-08460	RSV- Chamberino MP0	FP-NMG Transm Specific-Replace	369.0	$ -	$ -	$ -	$ -	$ -	$ -	$ -
1006	T621000802	PRE-08461	RSV- Chamberino MP6-BV2	FP-NMG Transm Specific-Replace	367.1	$ -	$ -	$ -	$ -	$ -	$ -	$ -
1007	T621000802	PRE-08461	RSV- Chamberino MP6-BV2	FP-NMG Transm Specific-Replace	368.0	$ -	$ -	$ -	$ -	$ -	$ -	$ -
1008	T621000802	PRE-08461	RSV- Chamberino MP6-BV2	FP-NMG Transm Specific-Replace	369.0	$ -	$ -	$ -	$ -	$ -	$ -	$ -
1009	T621000803	PRE-08462	RSV-Chamberino MP12-BV3	FP-NMG Transm Specific-Replace	367.1	$ -	$ -	$ -	$ -	$ -	$ -	$ -
1010	T621000803	PRE-08462	RSV-Chamberino MP12-BV3	FP-NMG Transm Specific-Replace	368.0	$ -	$ -	$ -	$ -	$ -	$ -	$ -
1011	T621000803	PRE-08462	RSV-Chamberino MP12-BV3	FP-NMG Transm Specific-Replace	369.0	$ -	$ -	$ -	$ -	$ -	$ -	$ -

NEW MEXICO GAS COMPANY, INC.

Plant Gross Activity
Base Period - 12 Months Ending March 31, 2023
Future Test Year - 12 Months Ending September 30, 2025

	A	B	C	D	E	AB	AC	AD	AE	AF	AG	AH	AI
3	Investment Number	FP Number	Investment Name	FP Type	FERC Account	2/28/2025	3/31/2025	4/30/2025	5/31/2025	6/30/2025	7/31/2025	8/31/2025	9/30/2025
956	T680000780	PRE-09063	Convert ML Tap from EP to NMGC at Continental Divide	FP-NMG Transm Specific-Replace	369.0	$ -	$ -	$ -	$ -	$ -	$ -	$ -	$ -
957	T680000781	PRE-09064	Convert ML Tap from EP to NMGC at Coolage	FP-NMG Transm Specific-Replace	367.1	$ -	$ -	$ -	$ -	$ -	$ -	$ -	$ -
958	T680000781	PRE-09064	Convert ML Tap from EP to NMGC at Coolage	FP-NMG Transm Specific-Replace	368.0	$ -	$ -	$ -	$ -	$ -	$ -	$ -	$ -
959	T680000781	PRE-09064	Convert ML Tap from EP to NMGC at Coolage	FP-NMG Transm Specific-Replace	369.0	$ -	$ -	$ -	$ -	$ -	$ -	$ -	$ -
960	T621000782	TEMP	Rebuild Nike Meter Station	FP-NMG Transm Stations-Replace	368.0	$ -	$ -	$ -	$ -	$ -	$ -	$ -	$ -
961	T621000782	TEMP	Rebuild Nike Meter Station	FP-NMG Transm Stations-Replace	369.0	$ -	$ -	$ -	$ -	$ -	$ -	$ -	$ -
962	T621000783	NEW-14283	Install Deep Ground Bed and Rectifier at Hwy 26	FP-NMG Transm Specific-Replace	367.1	$ -	$ -	$ -	$ -	$ -	$ -	$ -	$ -
963	T621000783	NEW-14283	Install Deep Ground Bed and Rectifier at Hwy 26	FP-NMG Transm Specific-Replace	368.0	$ -	$ -	$ -	$ -	$ -	$ -	$ -	$ -
964	T621000783	NEW-14283	Install Deep Ground Bed and Rectifier at Hwy 26	FP-NMG Transm Specific-Replace	369.0	$ -	$ -	$ -	$ -	$ -	$ -	$ -	$ -
965	T626000784	PRE-08680	Retire Waldhauser	FP-NMG Transm Stations-Replace	368.0	$ -	$ -	$ -	$ -	$ -	$ -	$ -	$ -
966	T626000784	PRE-08680	Retire Waldhauser	FP-NMG Transm Stations-Replace	369.0	$ -	$ -	$ -	$ -	$ -	$ -	$ -	$ -
967	T626000785	PRE-10026	Relocate Bennett regulator station.	FP-NMG Transm Stations-Replace	368.0	$ -	$ -	$ -	$ -	$ -	$ -	$ -	$ -
968	T626000785	PRE-10026	Relocate Bennett regulator station.	FP-NMG Transm Stations-Replace	369.0	$ -	$ -	$ -	$ -	$ -	$ -	$ -	$ -
969	T680000786	TEMP	Deep well ground bed at TA-12	FP-NMG Transm Specific-Replace	367.1	$ -	$ -	$ -	$ -	$ -	$ -	$ -	$ -
970	T680000786	TEMP	Deep well ground bed at TA-12	FP-NMG Transm Specific-Replace	368.0	$ -	$ -	$ -	$ -	$ -	$ -	$ -	$ -
971	T680000786	TEMP	Deep well ground bed at TA-12	FP-NMG Transm Specific-Replace	369.0	$ -	$ -	$ -	$ -	$ -	$ -	$ -	$ -
972	T680000787	PRE-09065	Deep well ground bed at TA-14	FP-NMG Transm Specific-Replace	367.1	$ -	$ -	$ -	$ -	$ -	$ -	$ -	$ -
973	T680000787	PRE-09065	Deep well ground bed at TA-14	FP-NMG Transm Specific-Replace	368.0	$ -	$ -	$ -	$ -	$ -	$ -	$ -	$ -
974	T680000787	PRE-09065	Deep well ground bed at TA-14	FP-NMG Transm Specific-Replace	369.0	$ -	$ -	$ -	$ -	$ -	$ -	$ -	$ -
975	T624000788	PRE-08783	Carlsbad North BS	FP-NMG Transm Stations-Replace	368.0	$ -	$ -	$ -	$ -	$ -	$ -	$ -	$ -
976	T624000788	PRE-08783	Carlsbad North BS	FP-NMG Transm Stations-Replace	369.0	$ -	$ -	$ -	$ -	$ -	$ -	$ -	$ -
977	T624000789	PRE-09096	Replace two CP ground bed on Roswell ML	FP-NMG Transm Cathodic Protectior	367.3	$ -	$ -	$ -	$ -	$ -	$ -	$ -	$ -
978	T624000790	PRE-09082	Loving BS	FP-NMG Transm Stations-Replace	368.0	$ -	$ -	$ -	$ -	$ -	$ -	$ -	$ -
979	T624000790	PRE-09082	Loving BS	FP-NMG Transm Stations-Replace	369.0	$ -	$ -	$ -	$ -	$ -	$ -	$ -	$ -
980	T624000791	PRE-09095	Redlake Valve Replacement	FP-NMG Transm Mains-Replace	367.1	$ -	$ -	$ -	$ -	$ -	$ -	$ -	$ -
981	T680000792	PRE-09066	Deep Well ground bed MM 48	FP-NMG Transm Specific-Replace	367.1	$ -	$ -	$ -	$ -	$ -	$ -	$ -	$ -
982	T680000792	PRE-09066	Deep Well ground bed MM 48	FP-NMG Transm Specific-Replace	368.0	$ -	$ -	$ -	$ -	$ -	$ -	$ -	$ -
983	T680000792	PRE-09066	Deep Well ground bed MM 48	FP-NMG Transm Specific-Replace	369.0	$ -	$ -	$ -	$ -	$ -	$ -	$ -	$ -
984	T610000793	PRE-08785	Los Suenos BS	FP-NMG Transm Mains-Replace	367.1	$ -	$ -	$ -	$ -	$ -	$ -	$ -	$ -
985	T610000794	PRE-08684	Cibola BS Filter/Mtr SCADA Install	FP-NMG Transm Stations-Replace	368.0	$ -	$ -	$ -	$ -	$ -	$ -	$ -	$ -
986	T610000794	PRE-08684	Cibola BS Filter/Mtr SCADA Install	FP-NMG Transm Stations-Replace	369.0	$ -	$ -	$ -	$ -	$ -	$ -	$ -	$ -
987	T610000795	TEMP	Erosion - Santa Fe 16and 20 MP12.2	FP-NMG Transm Specific-Replace	367.1	$ -	$ -	$ -	$ -	$ -	$ -	$ -	$ -
988	T610000795	TEMP	Erosion - Santa Fe 16and 20 MP12.2	FP-NMG Transm Specific-Replace	368.0	$ -	$ -	$ -	$ -	$ -	$ -	$ -	$ -
989	T610000795	TEMP	Erosion - Santa Fe 16and 20 MP12.2	FP-NMG Transm Specific-Replace	369.0	$ -	$ -	$ -	$ -	$ -	$ -	$ -	$ -
990	T660000796	TEMP	Erosions - Taos ML	FP-NMG Transm Specifics-New	367.1	$ -	$ -	$ -	$ -	$ -	$ -	$ -	$ -
991	T660000796	TEMP	Erosions - Taos ML	FP-NMG Transm Specifics-New	368.0	$ -	$ -	$ -	$ -	$ -	$ -	$ -	$ -
992	T660000796	TEMP	Erosions - Taos ML	FP-NMG Transm Specifics-New	369.0	$ -	$ -	$ -	$ -	$ -	$ -	$ -	$ -
993	T680000797	TEMP	Erosions - ABQ 24" HP ML MP20	FP-NMG Transm Specifics-New	367.1	$ -	$ -	$ -	$ -	$ -	$ -	$ -	$ -
994	T680000797	TEMP	Erosions - ABQ 24" HP ML MP20	FP-NMG Transm Specifics-New	368.0	$ -	$ -	$ -	$ -	$ -	$ -	$ -	$ -
995	T680000797	TEMP	Erosions - ABQ 24" HP ML MP20	FP-NMG Transm Specifics-New	369.0	$ -	$ -	$ -	$ -	$ -	$ -	$ -	$ -
996	T680000798	TEMP	Erosions - ABQ ML HP MP42.58	FP-NMG Transm Specifics-New	367.1	$ -	$ -	$ -	$ -	$ -	$ -	$ -	$ -
997	T680000798	TEMP	Erosions - ABQ ML HP MP42.58	FP-NMG Transm Specifics-New	368.0	$ -	$ -	$ -	$ -	$ -	$ -	$ -	$ -
998	T680000798	TEMP	Erosions - ABQ ML HP MP42.58	FP-NMG Transm Specifics-New	369.0	$ -	$ -	$ -	$ -	$ -	$ -	$ -	$ -
999	T680000799	TEMP	Erosions - ABQ ML LP 20" 550 MP39.26	0		$ -	$ -	$ -	$ -	$ -	$ -	$ -	$ -
1000	T680000800	PRE-08463	RSV-Rio Puerco BV MP91 ABQ ML	FP-NMG Transm Specific-Replace	367.1	$ -	$ -	$ -	$ -	$ -	$ -	$ -	$ -
1001	T680000800	PRE-08463	RSV-Rio Puerco BV MP91 ABQ ML	FP-NMG Transm Specific-Replace	368.0	$ -	$ -	$ -	$ -	$ -	$ -	$ -	$ -
1002	T680000800	PRE-08463	RSV-Rio Puerco BV MP91 ABQ ML	FP-NMG Transm Specific-Replace	369.0	$ -	$ -	$ -	$ -	$ -	$ -	$ -	$ -
1003	T621000801	PRE-08460	RSV- Chamberino MP0	FP-NMG Transm Specific-Replace	367.1	$ -	$ -	$ -	$ -	$ -	$ -	$ -	$ -
1004	T621000801	PRE-08460	RSV- Chamberino MP0	FP-NMG Transm Specific-Replace	368.0	$ -	$ -	$ -	$ -	$ -	$ -	$ -	$ -
1005	T621000801	PRE-08460	RSV- Chamberino MP0	FP-NMG Transm Specific-Replace	369.0	$ -	$ -	$ -	$ -	$ -	$ -	$ -	$ -
1006	T621000802	PRE-08461	RSV- Chamberino MP6-BV2	FP-NMG Transm Specific-Replace	367.1	$ -	$ -	$ -	$ -	$ -	$ -	$ -	$ -
1007	T621000802	PRE-08461	RSV- Chamberino MP6-BV2	FP-NMG Transm Specific-Replace	368.0	$ -	$ -	$ -	$ -	$ -	$ -	$ -	$ -
1008	T621000802	PRE-08461	RSV- Chamberino MP6-BV2	FP-NMG Transm Specific-Replace	369.0	$ -	$ -	$ -	$ -	$ -	$ -	$ -	$ -
1009	T621000803	PRE-08462	RSV-Chamberino MP12-BV3	FP-NMG Transm Specific-Replace	367.1	$ -	$ -	$ -	$ -	$ -	$ -	$ -	$ -
1010	T621000803	PRE-08462	RSV-Chamberino MP12-BV3	FP-NMG Transm Specific-Replace	368.0	$ -	$ -	$ -	$ -	$ -	$ -	$ -	$ -
1011	T621000803	PRE-08462	RSV-Chamberino MP12-BV3	FP-NMG Transm Specific-Replace	369.0	$ -	$ -	$ -	$ -	$ -	$ -	$ -	$ -

NEW MEXICO GAS COMPANY, INC.

Plant Gross Activity
Base Period - 12 Months Ending March 31, 2023
Future Test Year - 12 Months Ending September 30, 2025

	A	B	C	D	E	F	G	H	I	J	K	L
3	Investment Number	FP Number	Investment Name	FP Type	FERC Account	4/30/2023	5/31/2023	6/30/2023	7/31/2023	8/31/2023	9/30/2023	10/31/2023
1012	T621000804	TEMP	RSV - Chamberino MP 6 - BV2	FP-NMG Transm Specific-Replace	367.1	$ -	$ -	$ -	$ -	$ -	$ -	$ -
1013	T621000804	TEMP	RSV - Chamberino MP 6 - BV2	FP-NMG Transm Specific-Replace	368.0	$ -	$ -	$ -	$ -	$ -	$ -	$ -
1014	T621000804	TEMP	RSV - Chamberino MP 6 - BV2	FP-NMG Transm Specific-Replace	369.0	$ -	$ -	$ -	$ -	$ -	$ -	$ -
1015	610000805	PRE-08937	ALB 2022-2023 Metro Dresser/X-trube Service Replacement	FP-NMG Dist Services-Replace	380.0	$ -	$ -	$ -	$ -	$ -	$ -	$ -
1016	610000805	PRE-08937	ALB 2022-2023 Metro Dresser/X-trube Service Replacement	FP-NMG Dist Services-Replace	380.1	$ -	$ -	$ -	$ -	$ -	$ -	$ -
1017	T626000806	TEMP	MAOP Replace NE Distribution - 2-miles of 4" pipe with 6" pipe	FP-NMG Transm Specific-Replace	367.1	$ -	$ -	$ -	$ -	$ -	$ -	$ -
1018	T626000806	TEMP	MAOP Replace NE Distribution - 2-miles of 4" pipe with 6" pipe	FP-NMG Transm Specific-Replace	368.0	$ -	$ -	$ -	$ -	$ -	$ -	$ -
1019	T626000806	TEMP	MAOP Replace NE Distribution - 2-miles of 4" pipe with 6" pipe	FP-NMG Transm Specific-Replace	369.0	$ -	$ -	$ -	$ -	$ -	$ -	$ -
1020	T626000807	TEMP	MAOP Replace - NE Distribution replace 4-miles of 4" pipe with 6" pipe	FP-NMG Transm Specific-Replace	367.1	$ -	$ -	$ -	$ -	$ -	$ -	$ -
1021	T626000807	TEMP	MAOP Replace - NE Distribution replace 4-miles of 4" pipe with 6" pipe	FP-NMG Transm Specific-Replace	368.0	$ -	$ -	$ -	$ -	$ -	$ -	$ -
1022	T626000807	TEMP	MAOP Replace - NE Distribution replace 4-miles of 4" pipe with 6" pipe	FP-NMG Transm Specific-Replace	369.0	$ -	$ -	$ -	$ -	$ -	$ -	$ -
1023	T626000808	TEMP	MAOP Replace - NE Distribution 10-miles of 6" pipe with 6" pipe	FP-NMG Transm Specific-Replace	367.1	$ -	$ -	$ -	$ -	$ -	$ -	$ -
1024	T626000808	TEMP	MAOP Replace - NE Distribution 10-miles of 6" pipe with 6" pipe	FP-NMG Transm Specific-Replace	368.0	$ -	$ -	$ -	$ -	$ -	$ -	$ -
1025	T626000808	TEMP	MAOP Replace - NE Distribution 10-miles of 6" pipe with 6" pipe	FP-NMG Transm Specific-Replace	369.0	$ -	$ -	$ -	$ -	$ -	$ -	$ -
1026	601000809	PRE-09067	Distribution Blankets Existing - Negative Wedge for Optimization	FP-NMG Dist Mains-Replace	376.1	$ -	$ -	$ -	$ -	$ -	$ -	$ -
1027	601000809	PRE-09067	Distribution Blankets Existing - Negative Wedge for Optimization	FP-NMG Dist Mains-Replace	376.2	$ -	$ -	$ -	$ -	$ -	$ -	$ -
1028	601000809	PRE-09067	Distribution Blankets Existing - Negative Wedge for Optimization	FP-NMG Dist Mains-Replace	376.4	$ -	$ -	$ -	$ -	$ -	$ -	$ -
1029	601000809	PRE-09067	Distribution Blankets Existing - Negative Wedge for Optimization	FP-NMG Dist Mains-Replace	380.0	$ -	$ -	$ -	$ -	$ -	$ -	$ -
1030	601000810	TEMP	Transmission Blankets - Negative Wedge for Optimization	0		$ -	$ -	$ -	$ -	$ -	$ -	$ -
1031	601000811	TEMP	General Plant Area - Negative Value Wedge for Optimization	0		$ -	$ -	$ -	$ -	$ -	$ -	$ -
1032	601000812	TEMP	General Plant Misc - Negative Value Wedge for Optimization	0		$ -	$ -	$ -	$ -	$ -	$ -	$ -
1033	601000813	TEMP	Information Technology - Negative Value Wedge for Optimization	FP-NMG Intangible	303.3	$ -	$ -	$ -	$ -	$ -	$ -	$ -
1034	610000817	PRE-08904	Sewer Camera Inspection	FP-NMG Dist Specific-Replace	376.1	$ -	$ -	$ 209,337	$ -	$ -	$ 120,809	$ -
1035	610000817	PRE-08904	Sewer Camera Inspection	FP-NMG Dist Specific-Replace	376.2	$ -	$ -	$ 1,465,359	$ -	$ -	$ 845,662	$ -
1036	610000817	PRE-08904	Sewer Camera Inspection	FP-NMG Dist Specific-Replace	376.4	$ -	$ -	$ 104,669	$ -	$ -	$ 60,404	$ -
1037	610000817	PRE-08904	Sewer Camera Inspection	FP-NMG Dist Specific-Replace	380.0	$ -	$ -	$ 314,006	$ -	$ -	$ 181,213	$ -
1038	T660000818	PRE-09804	Mucho Wash Reg Station Gear Operator replacement	FP-NMG Transm Stations-Replace	368.0	$ -	$ -	$ -	$ -	$ -	$ -	$ -
1039	T660000818	PRE-09804	Mucho Wash Reg Station Gear Operator replacement	FP-NMG Transm Stations-Replace	369.0	$ -	$ -	$ -	$ -	$ -	$ -	$ -
1040	T660000819	PRE-08784	Mucho Wash Outlet Emergency valve replacement	FP-NMG Transm Stations-Replace	368.0	$ -	$ -	$ -	$ -	$ -	$ -	$ -
1041	T660000819	PRE-08784	Mucho Wash Outlet Emergency valve replacement	FP-NMG Transm Stations-Replace	369.0	$ -	$ -	$ -	$ -	$ -	$ -	$ -
1042	T680000820	PRE-08685	tw wingate odorizer	FP-NMG Transm Stations-Replace	368.0	$ -	$ -	$ -	$ -	$ -	$ -	$ -
1043	T680000820	PRE-08685	tw wingate odorizer	FP-NMG Transm Stations-Replace	369.0	$ -	$ -	$ -	$ -	$ -	$ -	$ -
1044	T680000821	PRE-08877	ciniza refinery orifice meter and one valve replacement	FP-NMG Transm Stations-Replace	368.0	$ -	$ -	$ -	$ -	$ -	$ -	$ -
1045	T680000821	PRE-08877	ciniza refinery orifice meter and one valve replacement	FP-NMG Transm Stations-Replace	369.0	$ -	$ -	$ -	$ -	$ -	$ -	$ -
1046	T680000822	PRE-08682	San Louis MAPCO RTU Replacement	FP-NMG Transm Stations-Replace	368.0	$ -	$ -	$ -	$ -	$ -	$ -	$ -
1047	T680000822	PRE-08682	San Louis MAPCO RTU Replacement	FP-NMG Transm Stations-Replace	369.0	$ -	$ -	$ -	$ -	$ -	$ -	$ -
1048	T660000823	PRE-09081	Los Alamos East Border station ILI Mods	FP-NMG Transm Stations-Replace	368.0	$ -	$ -	$ -	$ -	$ -	$ -	$ -
1049	T660000823	PRE-09081	Los Alamos East Border station ILI Mods	FP-NMG Transm Stations-Replace	369.0	$ -	$ -	$ -	$ -	$ -	$ -	$ -
1050	T621000825	PRE-09093	Reactor station rebuild	FP-NMG Dist Stations-Replace	378.0	$ -	$ -	$ -	$ -	$ -	$ -	$ -
1051	T621000825	PRE-09093	Reactor station rebuild	FP-NMG Dist Stations-Replace	385.0	$ -	$ -	$ -	$ -	$ -	$ -	$ -
1052	T610000826	PRE-09098	rp 18 actuated valve replacement	FP-NMG Transm Specific-Replace	367.1	$ -	$ -	$ -	$ -	$ -	$ -	$ -
1053	T610000826	PRE-09098	rp 18 actuated valve replacement	FP-NMG Transm Specific-Replace	368.0	$ -	$ -	$ -	$ -	$ -	$ -	$ -
1054	T610000826	PRE-09098	rp 18 actuated valve replacement	FP-NMG Transm Specific-Replace	369.0	$ -	$ -	$ -	$ -	$ -	$ -	$ -
1055	T610000827	PRE-09068	emergency valves replacement at saint josephs station	FP-NMG Transm Stations-Replace	368.0	$ -	$ -	$ -	$ -	$ -	$ -	$ -
1056	T610000827	PRE-09068	emergency valves replacement at saint josephs station	FP-NMG Transm Stations-Replace	369.0	$ -	$ -	$ -	$ -	$ -	$ -	$ -
1057	T610000828	PRE-09080	Iris/Idalia meter replacement	FP-NMG Transm Stations-Replace	368.0	$ -	$ -	$ -	$ -	$ -	$ -	$ -
1058	T610000828	PRE-09080	Iris/Idalia meter replacement	FP-NMG Transm Stations-Replace	369.0	$ -	$ -	$ -	$ -	$ -	$ -	$ -
1059	T610000830	PRE-08681	Algodones bs meter replacement	FP-NMG Transm Stations-Replace	368.0	$ -	$ -	$ -	$ -	$ -	$ -	$ -
1060	T610000830	PRE-08681	Algodones bs meter replacement	FP-NMG Transm Stations-Replace	369.0	$ -	$ -	$ -	$ -	$ -	$ -	$ -
1061	T610000831	PRE-08876	coronado border station valve replacement	FP-NMG Transm Stations-Replace	368.0	$ -	$ -	$ -	$ -	$ -	$ -	$ -
1062	T610000831	PRE-08876	coronado border station valve replacement	FP-NMG Transm Stations-Replace	369.0	$ -	$ -	$ -	$ -	$ -	$ -	$ -
1063	T624000832	PRE-08825	Replace Shorted Casing at Lovington South Border Station	FP-NMG Transm Mains-Replace	367.1	$ -	$ -	$ -	$ -	$ -	$ -	$ -
1064	T624000833	PRE-08683	Rebuild Hobbs North Border Station	FP-NMG Transm Stations-Replace	368.0	$ -	$ -	$ -	$ -	$ -	$ -	$ -
1065	T624000833	PRE-08683	Rebuild Hobbs North Border Station	FP-NMG Transm Stations-Replace	369.0	$ -	$ -	$ -	$ -	$ -	$ -	$ -
1066	T624000834	PRE-09090	monument 10"/Eunice 8" Junction	FP-NMG Transm Stations-Replace	368.0	$ -	$ -	$ -	$ -	$ -	$ -	$ -
1067	T624000834	PRE-09090	monument 10"/Eunice 8" Junction	FP-NMG Transm Stations-Replace	369.0	$ -	$ -	$ -	$ -	$ -	$ -	$ -

NEW MEXICO GAS COMPANY, INC.

Plant Gross Activity
Base Period - 12 Months Ending March 31, 2023
Future Test Year - 12 Months Ending September 30, 2025

	A	B	C	D	E	M	N	O	P	Q	R	S	T
3	Investment Number	FP Number	Investment Name	FP Type	FERC Account	11/30/2023	12/31/2023	1/31/2024	2/29/2024	3/31/2024	4/30/2024	5/31/2024	6/30/2024
1012	T621000804	TEMP	RSV - Chamberino MP 6 - BV2	FP-NMG Transm Specific-Replace	367.1	$ -	$ -	$ -	$ -	$ -	$ -	$ -	$ -
1013	T621000804	TEMP	RSV - Chamberino MP 6 - BV2	FP-NMG Transm Specific-Replace	368.0	$ -	$ -	$ -	$ -	$ -	$ -	$ -	$ -
1014	T621000804	TEMP	RSV - Chamberino MP 6 - BV2	FP-NMG Transm Specific-Replace	369.0	$ -	$ -	$ -	$ -	$ -	$ -	$ -	$ -
1015	610000805	PRE-08937	ALB 2022-2023 Metro Dresser/X-trube Service Replacement	FP-NMG Dist Services-Replace	380.0	$ -	$ -	$ -	$ -	$ -	$ -	$ -	$ -
1016	610000805	PRE-08937	ALB 2022-2023 Metro Dresser/X-trube Service Replacement	FP-NMG Dist Services-Replace	380.1	$ -	$ -	$ -	$ -	$ -	$ -	$ -	$ -
1017	T626000806	TEMP	MAOP Replace NE Distribution - 2-miles of 4" pipe with 6" pipe	FP-NMG Transm Specific-Replace	367.1	$ -	$ -	$ -	$ -	$ -	$ -	$ -	$ -
1018	T626000806	TEMP	MAOP Replace NE Distribution - 2-miles of 4" pipe with 6" pipe	FP-NMG Transm Specific-Replace	368.0	$ -	$ -	$ -	$ -	$ -	$ -	$ -	$ -
1019	T626000806	TEMP	MAOP Replace NE Distribution - 2-miles of 4" pipe with 6" pipe	FP-NMG Transm Specific-Replace	369.0	$ -	$ -	$ -	$ -	$ -	$ -	$ -	$ -
1020	T626000807	TEMP	MAOP Replace - NE Distribution replace 4-miles of 4" pipe with 6" pipe	FP-NMG Transm Specific-Replace	367.1	$ -	$ -	$ -	$ -	$ -	$ -	$ -	$ -
1021	T626000807	TEMP	MAOP Replace - NE Distribution replace 4-miles of 4" pipe with 6" pipe	FP-NMG Transm Specific-Replace	368.0	$ -	$ -	$ -	$ -	$ -	$ -	$ -	$ -
1022	T626000807	TEMP	MAOP Replace - NE Distribution replace 4-miles of 4" pipe with 6" pipe	FP-NMG Transm Specific-Replace	369.0	$ -	$ -	$ -	$ -	$ -	$ -	$ -	$ -
1023	T626000808	TEMP	MAOP Replace - NE Distribution 10-miles of 6" pipe with 6" pipe	FP-NMG Transm Specific-Replace	367.1	$ -	$ -	$ -	$ -	$ -	$ -	$ -	$ -
1024	T626000808	TEMP	MAOP Replace - NE Distribution 10-miles of 6" pipe with 6" pipe	FP-NMG Transm Specific-Replace	368.0	$ -	$ -	$ -	$ -	$ -	$ -	$ -	$ -
1025	T626000808	TEMP	MAOP Replace - NE Distribution 10-miles of 6" pipe with 6" pipe	FP-NMG Transm Specific-Replace	369.0	$ -	$ -	$ -	$ -	$ -	$ -	$ -	$ -
1026	601000809	PRE-09067	Distribution Blankets Existing - Negative Wedge for Optimization	FP-NMG Dist Mains-Replace	376.1	$ -	$ -	$ -	$ -	$ -	$ -	$ -	$ -
1027	601000809	PRE-09067	Distribution Blankets Existing - Negative Wedge for Optimization	FP-NMG Dist Mains-Replace	376.2	$ -	$ -	$ -	$ -	$ -	$ -	$ -	$ -
1028	601000809	PRE-09067	Distribution Blankets Existing - Negative Wedge for Optimization	FP-NMG Dist Mains-Replace	376.4	$ -	$ -	$ -	$ -	$ -	$ -	$ -	$ -
1029	601000809	PRE-09067	Distribution Blankets Existing - Negative Wedge for Optimization	FP-NMG Dist Mains-Replace	380.0	$ -	$ -	$ -	$ -	$ -	$ -	$ -	$ -
1030	601000810	TEMP	Transmission Blankets - Negative Wedge for Optimization	0		$ -	$ -	$ -	$ -	$ -	$ -	$ -	$ -
1031	601000811	TEMP	General Plant Area - Negative Value Wedge for Optimization	0		$ -	$ -	$ -	$ -	$ -	$ -	$ -	$ -
1032	601000812	TEMP	General Plant Misc - Negative Value Wedge for Optimization	0		$ -	$ -	$ -	$ -	$ -	$ -	$ -	$ -
1033	601000813	TEMP	Information Technology - Negative Value Wedge for Optimization	FP-NMG Intangible	303.3	$ -	$ -	$ -	$ -	$ -	$ -	$ -	$ -
1034	610000817	PRE-08904	Sewer Camera Inspection	FP-NMG Dist Specific-Replace	376.1	$ -	$ 137,591	$ -	$ -	$ 79,882	$ -	$ -	$ 120,467
1035	610000817	PRE-08904	Sewer Camera Inspection	FP-NMG Dist Specific-Replace	376.2	$ -	$ 963,135	$ -	$ -	$ 559,171	$ -	$ -	$ 843,270
1036	610000817	PRE-08904	Sewer Camera Inspection	FP-NMG Dist Specific-Replace	376.4	$ -	$ 68,795	$ -	$ -	$ 39,941	$ -	$ -	$ 60,234
1037	610000817	PRE-08904	Sewer Camera Inspection	FP-NMG Dist Specific-Replace	380.0	$ -	$ 206,386	$ -	$ -	$ 119,822	$ -	$ -	$ 180,701
1038	T660000818	PRE-09804	Mucho Wash Reg Station Gear Operator replacement	FP-NMG Transm Stations-Replace	368.0	$ -	$ -	$ -	$ -	$ -	$ -	$ -	$ -
1039	T660000818	PRE-09804	Mucho Wash Reg Station Gear Operator replacement	FP-NMG Transm Stations-Replace	369.0	$ -	$ -	$ -	$ -	$ -	$ -	$ -	$ -
1040	T660000819	PRE-08784	Mucho Wash Outlet Emergency valve replacement	FP-NMG Transm Stations-Replace	368.0	$ -	$ -	$ -	$ -	$ -	$ -	$ -	$ -
1041	T660000819	PRE-08784	Mucho Wash Outlet Emergency valve replacement	FP-NMG Transm Stations-Replace	369.0	$ -	$ -	$ -	$ -	$ -	$ -	$ -	$ -
1042	T680000820	PRE-08685	tw wingate odorizer	FP-NMG Transm Stations-Replace	368.0	$ -	$ -	$ -	$ -	$ -	$ -	$ -	$ -
1043	T680000820	PRE-08685	tw wingate odorizer	FP-NMG Transm Stations-Replace	369.0	$ -	$ -	$ -	$ -	$ -	$ -	$ -	$ -
1044	T680000821	PRE-08877	ciniza refinery orifice meter and one valve replacement	FP-NMG Transm Stations-Replace	368.0	$ -	$ -	$ -	$ -	$ -	$ -	$ -	$ -
1045	T680000821	PRE-08877	ciniza refinery orifice meter and one valve replacement	FP-NMG Transm Stations-Replace	369.0	$ -	$ -	$ -	$ -	$ -	$ -	$ -	$ -
1046	T680000822	PRE-08682	San Louis MAPCO RTU Replacement	FP-NMG Transm Stations-Replace	368.0	$ -	$ -	$ -	$ -	$ -	$ -	$ -	$ -
1047	T680000822	PRE-08682	San Louis MAPCO RTU Replacement	FP-NMG Transm Stations-Replace	369.0	$ -	$ -	$ -	$ -	$ -	$ -	$ -	$ -
1048	T660000823	PRE-09081	Los Alamos East Border station ILI Mods	FP-NMG Transm Stations-Replace	368.0	$ -	$ -	$ -	$ -	$ -	$ -	$ -	$ -
1049	T660000823	PRE-09081	Los Alamos East Border station ILI Mods	FP-NMG Transm Stations-Replace	369.0	$ -	$ -	$ -	$ -	$ -	$ -	$ -	$ -
1050	T621000825	PRE-09093	Reactor station rebuild	FP-NMG Dist Stations-Replace	378.0	$ -	$ -	$ -	$ -	$ -	$ -	$ -	$ -
1051	T621000825	PRE-09093	Reactor station rebuild	FP-NMG Dist Stations-Replace	385.0	$ -	$ -	$ -	$ -	$ -	$ -	$ -	$ -
1052	T610000826	PRE-09098	rp 18 actuated valve replacement	FP-NMG Transm Specific-Replace	367.1	$ -	$ -	$ -	$ -	$ -	$ -	$ -	$ -
1053	T610000826	PRE-09098	rp 18 actuated valve replacement	FP-NMG Transm Specific-Replace	368.0	$ -	$ -	$ -	$ -	$ -	$ -	$ -	$ -
1054	T610000826	PRE-09098	rp 18 actuated valve replacement	FP-NMG Transm Specific-Replace	369.0	$ -	$ -	$ -	$ -	$ -	$ -	$ -	$ -
1055	T610000827	PRE-09068	emergency valves replacement at saint josephs station	FP-NMG Transm Stations-Replace	368.0	$ -	$ -	$ -	$ -	$ -	$ -	$ -	$ -
1056	T610000827	PRE-09068	emergency valves replacement at saint josephs station	FP-NMG Transm Stations-Replace	369.0	$ -	$ -	$ -	$ -	$ -	$ -	$ -	$ -
1057	T610000828	PRE-09080	Iris/Idalia meter replacement	FP-NMG Transm Stations-Replace	368.0	$ -	$ -	$ -	$ -	$ -	$ -	$ -	$ -
1058	T610000828	PRE-09080	Iris/Idalia meter replacement	FP-NMG Transm Stations-Replace	369.0	$ -	$ -	$ -	$ -	$ -	$ -	$ -	$ -
1059	T610000830	PRE-08681	Algodones bs meter replacement	FP-NMG Transm Stations-Replace	368.0	$ -	$ -	$ -	$ -	$ -	$ -	$ -	$ -
1060	T610000830	PRE-08681	Algodones bs meter replacement	FP-NMG Transm Stations-Replace	369.0	$ -	$ -	$ -	$ -	$ -	$ -	$ -	$ -
1061	T610000831	PRE-08876	coronado border station valve replacement	FP-NMG Transm Stations-Replace	368.0	$ -	$ -	$ -	$ -	$ -	$ -	$ -	$ -
1062	T610000831	PRE-08876	coronado border station valve replacement	FP-NMG Transm Stations-Replace	369.0	$ -	$ -	$ -	$ -	$ -	$ -	$ -	$ -
1063	T624000832	PRE-08825	Replace Shorted Casing at Lovington South Border Station	FP-NMG Transm Mains-Replace	367.1	$ -	$ -	$ -	$ -	$ -	$ -	$ -	$ -
1064	T624000833	PRE-08683	Rebuild Hobbs North Border Station	FP-NMG Transm Stations-Replace	368.0	$ -	$ -	$ -	$ -	$ -	$ -	$ -	$ -
1065	T624000833	PRE-08683	Rebuild Hobbs North Border Station	FP-NMG Transm Stations-Replace	369.0	$ -	$ -	$ -	$ -	$ -	$ -	$ -	$ -
1066	T624000834	PRE-09090	monument 10"/Eunice 8" Junction	FP-NMG Transm Stations-Replace	368.0	$ -	$ -	$ -	$ -	$ -	$ -	$ -	$ -
1067	T624000834	PRE-09090	monument 10"/Eunice 8" Junction	FP-NMG Transm Stations-Replace	369.0	$ -	$ -	$ -	$ -	$ -	$ -	$ -	$ -

NEW MEXICO GAS COMPANY, INC.

Plant Gross Activity
Base Period - 12 Months Ending March 31, 2023
Future Test Year - 12 Months Ending September 30, 2025

	A	B	C	D	E	U	V	W	X	Y	Z	AA
3	Investment Number	FP Number	Investment Name	FP Type	FERC Account	7/31/2024	8/31/2024	9/30/2024	10/31/2024	11/30/2024	12/31/2024	1/31/2025
1012	T621000804	TEMP	RSV - Chamberino MP 6 - BV2	FP-NMG Transm Specific-Replace	367.1	$ -	$ -	$ -	$ -	$ -	$ -	$ -
1013	T621000804	TEMP	RSV - Chamberino MP 6 - BV2	FP-NMG Transm Specific-Replace	368.0	$ -	$ -	$ -	$ -	$ -	$ -	$ -
1014	T621000804	TEMP	RSV - Chamberino MP 6 - BV2	FP-NMG Transm Specific-Replace	369.0	$ -	$ -	$ -	$ -	$ -	$ -	$ -
1015	610000805	PRE-08937	ALB 2022-2023 Metro Dresser/X-trube Service Replacement	FP-NMG Dist Services-Replace	380.0	$ -	$ -	$ -	$ -	$ -	$ -	$ -
1016	610000805	PRE-08937	ALB 2022-2023 Metro Dresser/X-trube Service Replacement	FP-NMG Dist Services-Replace	380.1	$ -	$ -	$ -	$ -	$ -	$ -	$ -
1017	T626000806	TEMP	MAOP Replace NE Distribution - 2-miles of 4" pipe with 6" pipe	FP-NMG Transm Specific-Replace	367.1	$ -	$ -	$ -	$ -	$ -	$ -	$ -
1018	T626000806	TEMP	MAOP Replace NE Distribution - 2-miles of 4" pipe with 6" pipe	FP-NMG Transm Specific-Replace	368.0	$ -	$ -	$ -	$ -	$ -	$ -	$ -
1019	T626000806	TEMP	MAOP Replace NE Distribution - 2-miles of 4" pipe with 6" pipe	FP-NMG Transm Specific-Replace	369.0	$ -	$ -	$ -	$ -	$ -	$ -	$ -
1020	T626000807	TEMP	MAOP Replace - NE Distribution replace 4-miles of 4" pipe with 6" pipe	FP-NMG Transm Specific-Replace	367.1	$ -	$ -	$ -	$ -	$ -	$ -	$ -
1021	T626000807	TEMP	MAOP Replace - NE Distribution replace 4-miles of 4" pipe with 6" pipe	FP-NMG Transm Specific-Replace	368.0	$ -	$ -	$ -	$ -	$ -	$ -	$ -
1022	T626000807	TEMP	MAOP Replace - NE Distribution replace 4-miles of 4" pipe with 6" pipe	FP-NMG Transm Specific-Replace	369.0	$ -	$ -	$ -	$ -	$ -	$ -	$ -
1023	T626000808	TEMP	MAOP Replace - NE Distribution 10-miles of 6" pipe with 6" pipe	FP-NMG Transm Specific-Replace	367.1	$ -	$ -	$ -	$ -	$ -	$ -	$ -
1024	T626000808	TEMP	MAOP Replace - NE Distribution 10-miles of 6" pipe with 6" pipe	FP-NMG Transm Specific-Replace	368.0	$ -	$ -	$ -	$ -	$ -	$ -	$ -
1025	T626000808	TEMP	MAOP Replace - NE Distribution 10-miles of 6" pipe with 6" pipe	FP-NMG Transm Specific-Replace	369.0	$ -	$ -	$ -	$ -	$ -	$ -	$ -
1026	601000809	PRE-09067	Distribution Blankets Existing - Negative Wedge for Optimization	FP-NMG Dist Mains-Replace	376.1	$ -	$ -	$ -	$ -	$ -	$ -	$ -
1027	601000809	PRE-09067	Distribution Blankets Existing - Negative Wedge for Optimization	FP-NMG Dist Mains-Replace	376.2	$ -	$ -	$ -	$ -	$ -	$ -	$ -
1028	601000809	PRE-09067	Distribution Blankets Existing - Negative Wedge for Optimization	FP-NMG Dist Mains-Replace	376.4	$ -	$ -	$ -	$ -	$ -	$ -	$ -
1029	601000809	PRE-09067	Distribution Blankets Existing - Negative Wedge for Optimization	FP-NMG Dist Mains-Replace	380.0	$ -	$ -	$ -	$ -	$ -	$ -	$ -
1030	601000810	TEMP	Transmission Blankets - Negative Wedge for Optimization	0		$ -	$ -	$ -	$ -	$ -	$ -	$ -
1031	601000811	TEMP	General Plant Area - Negative Value Wedge for Optimization	0		$ -	$ -	$ -	$ -	$ -	$ -	$ -
1032	601000812	TEMP	General Plant Misc - Negative Value Wedge for Optimization	0		$ -	$ -	$ -	$ -	$ -	$ -	$ -
1033	601000813	TEMP	Information Technology - Negative Value Wedge for Optimization	FP-NMG Intangible	303.3	$ -	$ -	$ -	$ -	$ -	$ -	$ -
1034	610000817	PRE-08904	Sewer Camera Inspection	FP-NMG Dist Specific-Replace	376.1	$ -	$ -	$ 142,670	$ -	$ -	$ 163,061	$ -
1035	610000817	PRE-08904	Sewer Camera Inspection	FP-NMG Dist Specific-Replace	376.2	$ -	$ -	$ 998,689	$ -	$ -	$ 1,141,427	$ -
1036	610000817	PRE-08904	Sewer Camera Inspection	FP-NMG Dist Specific-Replace	376.4	$ -	$ -	$ 71,335	$ -	$ -	$ 81,531	$ -
1037	610000817	PRE-08904	Sewer Camera Inspection	FP-NMG Dist Specific-Replace	380.0	$ -	$ -	$ 214,005	$ -	$ -	$ 244,592	$ -
1038	T660000818	PRE-09804	Mucho Wash Reg Station Gear Operator replacement	FP-NMG Transm Stations-Replace	368.0	$ -	$ -	$ -	$ -	$ -	$ -	$ -
1039	T660000818	PRE-09804	Mucho Wash Reg Station Gear Operator replacement	FP-NMG Transm Stations-Replace	369.0	$ -	$ -	$ -	$ -	$ -	$ -	$ -
1040	T660000819	PRE-08784	Mucho Wash Outlet Emergency valve replacement	FP-NMG Transm Stations-Replace	368.0	$ -	$ -	$ -	$ -	$ -	$ -	$ -
1041	T660000819	PRE-08784	Mucho Wash Outlet Emergency valve replacement	FP-NMG Transm Stations-Replace	369.0	$ -	$ -	$ -	$ -	$ -	$ -	$ -
1042	T680000820	PRE-08685	tw wingate odorizer	FP-NMG Transm Stations-Replace	368.0	$ -	$ -	$ -	$ -	$ -	$ -	$ -
1043	T680000820	PRE-08685	tw wingate odorizer	FP-NMG Transm Stations-Replace	369.0	$ -	$ -	$ -	$ -	$ -	$ -	$ -
1044	T680000821	PRE-08877	ciniza refinery orifice meter and one valve replacement	FP-NMG Transm Stations-Replace	368.0	$ -	$ -	$ -	$ -	$ -	$ -	$ -
1045	T680000821	PRE-08877	ciniza refinery orifice meter and one valve replacement	FP-NMG Transm Stations-Replace	369.0	$ -	$ -	$ -	$ -	$ -	$ -	$ -
1046	T680000822	PRE-08682	San Louis MAPCO RTU Replacement	FP-NMG Transm Stations-Replace	368.0	$ -	$ -	$ -	$ -	$ -	$ -	$ -
1047	T680000822	PRE-08682	San Louis MAPCO RTU Replacement	FP-NMG Transm Stations-Replace	369.0	$ -	$ -	$ -	$ -	$ -	$ -	$ -
1048	T660000823	PRE-09081	Los Alamos East Border station ILI Mods	FP-NMG Transm Stations-Replace	368.0	$ -	$ -	$ -	$ -	$ -	$ -	$ -
1049	T660000823	PRE-09081	Los Alamos East Border station ILI Mods	FP-NMG Transm Stations-Replace	369.0	$ -	$ -	$ -	$ -	$ -	$ -	$ -
1050	T621000825	PRE-09093	Reactor station rebuild	FP-NMG Dist Stations-Replace	378.0	$ -	$ -	$ -	$ -	$ -	$ -	$ -
1051	T621000825	PRE-09093	Reactor station rebuild	FP-NMG Dist Stations-Replace	385.0	$ -	$ -	$ -	$ -	$ -	$ -	$ -
1052	T610000826	PRE-09098	rp 18 actuated valve replacement	FP-NMG Transm Specific-Replace	367.1	$ -	$ -	$ -	$ -	$ -	$ -	$ -
1053	T610000826	PRE-09098	rp 18 actuated valve replacement	FP-NMG Transm Specific-Replace	368.0	$ -	$ -	$ -	$ -	$ -	$ -	$ -
1054	T610000826	PRE-09098	rp 18 actuated valve replacement	FP-NMG Transm Specific-Replace	369.0	$ -	$ -	$ -	$ -	$ -	$ -	$ -
1055	T610000827	PRE-09068	emergency valves replacement at saint josephs station	FP-NMG Transm Stations-Replace	368.0	$ -	$ -	$ -	$ -	$ -	$ -	$ -
1056	T610000827	PRE-09068	emergency valves replacement at saint josephs station	FP-NMG Transm Stations-Replace	369.0	$ -	$ -	$ -	$ -	$ -	$ -	$ -
1057	T610000828	PRE-09080	Iris/Idalia meter replacement	FP-NMG Transm Stations-Replace	368.0	$ -	$ -	$ -	$ -	$ -	$ -	$ -
1058	T610000828	PRE-09080	Iris/Idalia meter replacement	FP-NMG Transm Stations-Replace	369.0	$ -	$ -	$ -	$ -	$ -	$ -	$ -
1059	T610000830	PRE-08681	Algodones bs meter replacement	FP-NMG Transm Stations-Replace	368.0	$ -	$ -	$ -	$ -	$ -	$ -	$ -
1060	T610000830	PRE-08681	Algodones bs meter replacement	FP-NMG Transm Stations-Replace	369.0	$ -	$ -	$ -	$ -	$ -	$ -	$ -
1061	T610000831	PRE-08876	coronado border station valve replacement	FP-NMG Transm Stations-Replace	368.0	$ -	$ -	$ -	$ -	$ -	$ -	$ -
1062	T610000831	PRE-08876	coronado border station valve replacement	FP-NMG Transm Stations-Replace	369.0	$ -	$ -	$ -	$ -	$ -	$ -	$ -
1063	T624000832	PRE-08825	Replace Shorted Casing at Lovington South Border Station	FP-NMG Transm Mains-Replace	367.1	$ -	$ -	$ -	$ -	$ -	$ -	$ -
1064	T624000833	PRE-08683	Rebuild Hobbs North Border Station	FP-NMG Transm Stations-Replace	368.0	$ -	$ -	$ -	$ -	$ -	$ -	$ -
1065	T624000833	PRE-08683	Rebuild Hobbs North Border Station	FP-NMG Transm Stations-Replace	369.0	$ -	$ -	$ -	$ -	$ -	$ -	$ -
1066	T624000834	PRE-09090	monument 10"/Eunice 8" Junction	FP-NMG Transm Stations-Replace	368.0	$ -	$ -	$ -	$ -	$ -	$ -	$ -
1067	T624000834	PRE-09090	monument 10"/Eunice 8" Junction	FP-NMG Transm Stations-Replace	369.0	$ -	$ -	$ -	$ -	$ -	$ -	$ -

NEW MEXICO GAS COMPANY, INC.

Plant Gross Activity
Base Period - 12 Months Ending March 31, 2023
Future Test Year - 12 Months Ending September 30, 2025

	A	B	C	D	E	AB	AC	AD	AE	AF	AG	AH	AI
3	Investment Number	FP Number	Investment Name	FP Type	FERC Account	2/28/2025	3/31/2025	4/30/2025	5/31/2025	6/30/2025	7/31/2025	8/31/2025	9/30/2025
1012	T621000804	TEMP	RSV - Chamberino MP 6 - BV2	FP-NMG Transm Specific-Replace	367.1	$ -	$ -	$ -	$ -	$ -	$ -	$ -	$ -
1013	T621000804	TEMP	RSV - Chamberino MP 6 - BV2	FP-NMG Transm Specific-Replace	368.0	$ -	$ -	$ -	$ -	$ -	$ -	$ -	$ -
1014	T621000804	TEMP	RSV - Chamberino MP 6 - BV2	FP-NMG Transm Specific-Replace	369.0	$ -	$ -	$ -	$ -	$ -	$ -	$ -	$ -
1015	610000805	PRE-08937	ALB 2022-2023 Metro Dresser/X-trube Service Replacement	FP-NMG Dist Services-Replace	380.0	$ -	$ -	$ -	$ -	$ -	$ -	$ -	$ -
1016	610000805	PRE-08937	ALB 2022-2023 Metro Dresser/X-trube Service Replacement	FP-NMG Dist Services-Replace	380.1	$ -	$ -	$ -	$ -	$ -	$ -	$ -	$ -
1017	T626000806	TEMP	MAOP Replace NE Distribution - 2-miles of 4" pipe with 6" pipe	FP-NMG Transm Specific-Replace	367.1	$ -	$ -	$ -	$ -	$ -	$ -	$ -	$ -
1018	T626000806	TEMP	MAOP Replace NE Distribution - 2-miles of 4" pipe with 6" pipe	FP-NMG Transm Specific-Replace	368.0	$ -	$ -	$ -	$ -	$ -	$ -	$ -	$ -
1019	T626000806	TEMP	MAOP Replace NE Distribution - 2-miles of 4" pipe with 6" pipe	FP-NMG Transm Specific-Replace	369.0	$ -	$ -	$ -	$ -	$ -	$ -	$ -	$ -
1020	T626000807	TEMP	MAOP Replace - NE Distribution replace 4-miles of 4" pipe with 6" pipe	FP-NMG Transm Specific-Replace	367.1	$ -	$ -	$ -	$ -	$ -	$ -	$ -	$ -
1021	T626000807	TEMP	MAOP Replace - NE Distribution replace 4-miles of 4" pipe with 6" pipe	FP-NMG Transm Specific-Replace	368.0	$ -	$ -	$ -	$ -	$ -	$ -	$ -	$ -
1022	T626000807	TEMP	MAOP Replace - NE Distribution replace 4-miles of 4" pipe with 6" pipe	FP-NMG Transm Specific-Replace	369.0	$ -	$ -	$ -	$ -	$ -	$ -	$ -	$ -
1023	T626000808	TEMP	MAOP Replace - NE Distribution 10-miles of 6" pipe with 6" pipe	FP-NMG Transm Specific-Replace	367.1	$ -	$ -	$ -	$ -	$ -	$ -	$ -	$ -
1024	T626000808	TEMP	MAOP Replace - NE Distribution 10-miles of 6" pipe with 6" pipe	FP-NMG Transm Specific-Replace	368.0	$ -	$ -	$ -	$ -	$ -	$ -	$ -	$ -
1025	T626000808	TEMP	MAOP Replace - NE Distribution 10-miles of 6" pipe with 6" pipe	FP-NMG Transm Specific-Replace	369.0	$ -	$ -	$ -	$ -	$ -	$ -	$ -	$ -
1026	601000809	PRE-09067	Distribution Blankets Existing - Negative Wedge for Optimization	FP-NMG Dist Mains-Replace	376.1	$ -	$ -	$ -	$ -	$ -	$ -	$ -	$ -
1027	601000809	PRE-09067	Distribution Blankets Existing - Negative Wedge for Optimization	FP-NMG Dist Mains-Replace	376.2	$ -	$ -	$ -	$ -	$ -	$ -	$ -	$ -
1028	601000809	PRE-09067	Distribution Blankets Existing - Negative Wedge for Optimization	FP-NMG Dist Mains-Replace	376.4	$ -	$ -	$ -	$ -	$ -	$ -	$ -	$ -
1029	601000809	PRE-09067	Distribution Blankets Existing - Negative Wedge for Optimization	FP-NMG Dist Mains-Replace	380.0	$ -	$ -	$ -	$ -	$ -	$ -	$ -	$ -
1030	601000810	TEMP	Transmission Blankets - Negative Wedge for Optimization	0		$ -	$ -	$ -	$ -	$ -	$ -	$ -	$ -
1031	601000811	TEMP	General Plant Area - Negative Value Wedge for Optimization	0		$ -	$ -	$ -	$ -	$ -	$ -	$ -	$ -
1032	601000812	TEMP	General Plant Misc - Negative Value Wedge for Optimization	0		$ -	$ -	$ -	$ -	$ -	$ -	$ -	$ -
1033	601000813	TEMP	Information Technology - Negative Value Wedge for Optimization	FP-NMG Intangible	303.3	$ -	$ -	$ -	$ -	$ -	$ -	$ -	$ -
1034	610000817	PRE-08904	Sewer Camera Inspection	FP-NMG Dist Specific-Replace	376.1	$ -	$ 80,408	$ -	$ -	$ 121,446	$ -	$ -	$ 122,445
1035	610000817	PRE-08904	Sewer Camera Inspection	FP-NMG Dist Specific-Replace	376.2	$ -	$ 562,857	$ -	$ -	$ 850,119	$ -	$ -	$ 857,118
1036	610000817	PRE-08904	Sewer Camera Inspection	FP-NMG Dist Specific-Replace	376.4	$ -	$ 40,204	$ -	$ -	$ 60,723	$ -	$ -	$ 61,223
1037	610000817	PRE-08904	Sewer Camera Inspection	FP-NMG Dist Specific-Replace	380.0	$ -	$ 120,612	$ -	$ -	$ 182,168	$ -	$ -	$ 183,668
1038	T660000818	PRE-09804	Mucho Wash Reg Station Gear Operator replacement	FP-NMG Transm Stations-Replace	368.0	$ -	$ -	$ -	$ -	$ -	$ -	$ -	$ -
1039	T660000818	PRE-09804	Mucho Wash Reg Station Gear Operator replacement	FP-NMG Transm Stations-Replace	369.0	$ -	$ -	$ -	$ -	$ -	$ -	$ -	$ -
1040	T660000819	PRE-08784	Mucho Wash Outlet Emergency valve replacement	FP-NMG Transm Stations-Replace	368.0	$ -	$ -	$ -	$ -	$ -	$ -	$ -	$ -
1041	T660000819	PRE-08784	Mucho Wash Outlet Emergency valve replacement	FP-NMG Transm Stations-Replace	369.0	$ -	$ -	$ -	$ -	$ -	$ -	$ -	$ -
1042	T680000820	PRE-08685	tw wingate odorizer	FP-NMG Transm Stations-Replace	368.0	$ -	$ -	$ -	$ -	$ -	$ -	$ -	$ -
1043	T680000820	PRE-08685	tw wingate odorizer	FP-NMG Transm Stations-Replace	369.0	$ -	$ -	$ -	$ -	$ -	$ -	$ -	$ -
1044	T680000821	PRE-08877	ciniza refinery orifice meter and one valve replacement	FP-NMG Transm Stations-Replace	368.0	$ -	$ -	$ -	$ -	$ -	$ -	$ -	$ -
1045	T680000821	PRE-08877	ciniza refinery orifice meter and one valve replacement	FP-NMG Transm Stations-Replace	369.0	$ -	$ -	$ -	$ -	$ -	$ -	$ -	$ -
1046	T680000822	PRE-08682	San Louis MAPCO RTU Replacement	FP-NMG Transm Stations-Replace	368.0	$ -	$ -	$ -	$ -	$ -	$ -	$ -	$ -
1047	T680000822	PRE-08682	San Louis MAPCO RTU Replacement	FP-NMG Transm Stations-Replace	369.0	$ -	$ -	$ -	$ -	$ -	$ -	$ -	$ -
1048	T660000823	PRE-09081	Los Alamos East Border station ILI Mods	FP-NMG Transm Stations-Replace	368.0	$ -	$ -	$ -	$ -	$ -	$ -	$ -	$ -
1049	T660000823	PRE-09081	Los Alamos East Border station ILI Mods	FP-NMG Transm Stations-Replace	369.0	$ -	$ -	$ -	$ -	$ -	$ -	$ -	$ -
1050	T621000825	PRE-09093	Reactor station rebuild	FP-NMG Dist Stations-Replace	378.0	$ -	$ -	$ -	$ -	$ -	$ -	$ -	$ -
1051	T621000825	PRE-09093	Reactor station rebuild	FP-NMG Dist Stations-Replace	385.0	$ -	$ -	$ -	$ -	$ -	$ -	$ -	$ -
1052	T610000826	PRE-09098	rp 18 actuated valve replacement	FP-NMG Transm Specific-Replace	367.1	$ -	$ -	$ -	$ -	$ -	$ -	$ -	$ -
1053	T610000826	PRE-09098	rp 18 actuated valve replacement	FP-NMG Transm Specific-Replace	368.0	$ -	$ -	$ -	$ -	$ -	$ -	$ -	$ -
1054	T610000826	PRE-09098	rp 18 actuated valve replacement	FP-NMG Transm Specific-Replace	369.0	$ -	$ -	$ -	$ -	$ -	$ -	$ -	$ -
1055	T610000827	PRE-09068	emergency valves replacement at saint josephs station	FP-NMG Transm Stations-Replace	368.0	$ -	$ -	$ -	$ -	$ -	$ -	$ -	$ -
1056	T610000827	PRE-09068	emergency valves replacement at saint josephs station	FP-NMG Transm Stations-Replace	369.0	$ -	$ -	$ -	$ -	$ -	$ -	$ -	$ -
1057	T610000828	PRE-09080	Iris/Idalia meter replacement	FP-NMG Transm Stations-Replace	368.0	$ -	$ -	$ -	$ -	$ -	$ -	$ -	$ -
1058	T610000828	PRE-09080	Iris/Idalia meter replacement	FP-NMG Transm Stations-Replace	369.0	$ -	$ -	$ -	$ -	$ -	$ -	$ -	$ -
1059	T610000830	PRE-08681	Algodones bs meter replacement	FP-NMG Transm Stations-Replace	368.0	$ -	$ -	$ -	$ -	$ -	$ -	$ -	$ -
1060	T610000830	PRE-08681	Algodones bs meter replacement	FP-NMG Transm Stations-Replace	369.0	$ -	$ -	$ -	$ -	$ -	$ -	$ -	$ -
1061	T610000831	PRE-08876	coronado border station valve replacement	FP-NMG Transm Stations-Replace	368.0	$ -	$ -	$ -	$ -	$ -	$ -	$ -	$ -
1062	T610000831	PRE-08876	coronado border station valve replacement	FP-NMG Transm Stations-Replace	369.0	$ -	$ -	$ -	$ -	$ -	$ -	$ -	$ -
1063	T624000832	PRE-08825	Replace Shorted Casing at Lovington South Border Station	FP-NMG Transm Mains-Replace	367.1	$ -	$ -	$ -	$ -	$ -	$ -	$ -	$ -
1064	T624000833	PRE-08683	Rebuild Hobbs North Border Station	FP-NMG Transm Stations-Replace	368.0	$ -	$ -	$ -	$ -	$ -	$ -	$ -	$ -
1065	T624000833	PRE-08683	Rebuild Hobbs North Border Station	FP-NMG Transm Stations-Replace	369.0	$ -	$ -	$ -	$ -	$ -	$ -	$ -	$ -
1066	T624000834	PRE-09090	monument 10"/Eunice 8" Junction	FP-NMG Transm Stations-Replace	368.0	$ -	$ -	$ -	$ -	$ -	$ -	$ -	$ -
1067	T624000834	PRE-09090	monument 10"/Eunice 8" Junction	FP-NMG Transm Stations-Replace	369.0	$ -	$ -	$ -	$ -	$ -	$ -	$ -	$ -

NEW MEXICO GAS COMPANY, INC.

Plant Gross Activity
Base Period - 12 Months Ending March 31, 2023
Future Test Year - 12 Months Ending September 30, 2025

	A	B	C	D	E	F	G	H	I	J	K	L
3	Investment Number	FP Number	Investment Name	FP Type	FERC Account	4/30/2023	5/31/2023	6/30/2023	7/31/2023	8/31/2023	9/30/2023	10/31/2023
1068	T626000835	PRE-09092	Northeast distribution take off valve replacement	FP-NMG Transm Specific-Replace	367.1	$ -	$ -	$ -	$ -	$ -	$ -	$ -
1069	T626000835	PRE-09092	Northeast distribution take off valve replacement	FP-NMG Transm Specific-Replace	368.0	$ -	$ -	$ -	$ -	$ -	$ -	$ -
1070	T626000835	PRE-09092	Northeast distribution take off valve replacement	FP-NMG Transm Specific-Replace	369.0	$ -	$ -	$ -	$ -	$ -	$ -	$ -
1071	T626000836	PRE-09061	Clovis 10-in ML Lowering at 7th and Norris	FP-NMG Transm Mains-Replace	367.1	$ -	$ -	$ -	$ -	$ -	$ -	$ -
1072	T621000840	TEMP	White Sands lateral RSV-2020-SW	FP-NMG Transm Specific-Replace	367.1	$ -	$ -	$ -	$ -	$ -	$ -	$ -
1073	T621000840	TEMP	White Sands lateral RSV-2020-SW	FP-NMG Transm Specific-Replace	368.0	$ -	$ -	$ -	$ -	$ -	$ -	$ -
1074	T621000840	TEMP	White Sands lateral RSV-2020-SW	FP-NMG Transm Specific-Replace	369.0	$ -	$ -	$ -	$ -	$ -	$ -	$ -
1075	T624000841	PRE-09964	Lovington 6in Make Piggable, material verification, hydrotest and shorted casing repl	FP-NMG Transm Specific-Replace	367.1	$ -	$ -	$ -	$ -	$ -	$ -	$ 1,353,312
1076	T624000841	PRE-09964	Lovington 6in Make Piggable, material verification, hydrotest and shorted casing repl	FP-NMG Transm Specific-Replace	368.0	$ -	$ -	$ -	$ -	$ -	$ -	$ 193,330
1077	T624000841	PRE-09964	Lovington 6in Make Piggable, material verification, hydrotest and shorted casing repl	FP-NMG Transm Specific-Replace	369.0	$ -	$ -	$ -	$ -	$ -	$ -	$ 386,661
1078	T610000842	NEW-12664	Erosion-Coronado ML ditch span	FP-NMG Transm Specifics-New	367.1	$ -	$ -	$ -	$ -	$ -	$ -	$ -
1079	T610000842	NEW-12664	Erosion-Coronado ML ditch span	FP-NMG Transm Specifics-New	368.0	$ -	$ -	$ -	$ -	$ -	$ -	$ -
1080	T610000842	NEW-12664	Erosion-Coronado ML ditch span	FP-NMG Transm Specifics-New	369.0	$ -	$ -	$ -	$ -	$ -	$ -	$ -
1081	601000844	NCP-10965	2019 PCI Project	FP-NMG Intangible	303.3	$ -	$ -	$ -	$ -	$ -	$ -	$ -
1082	610000845	NCP-12287	2018 PwrPlan Tax Reform Rebalance	FP-NMG Intangible	303.3	$ -	$ -	$ -	$ -	$ -	$ -	$ -
1083	601000846	NCP-12647	Gregg Engineering Upgrade	FP-NMG Intangible	303.3	$ -	$ -	$ -	$ -	$ -	$ -	$ -
1084	601000847	NCP-13007	SharePoint GasConnect Upgrade	FP-NMG Intangible	303.3	$ -	$ -	$ -	$ -	$ -	$ -	$ -
1085	601000848	TEMP	ESRI License Upgrades	FP-NMG Intangible	303.3	$ -	$ -	$ -	$ -	$ -	$ -	$ -
1086	685000849	NEW-08537	DO NOT USE Cebolleta MLX Ph 1A/B	FP-NMG Dist Specifics-New	376.1	$ -	$ -	$ -	$ -	$ -	$ -	$ -
1087	685000849	NEW-08537	DO NOT USE Cebolleta MLX Ph 1A/B	FP-NMG Dist Specifics-New	376.2	$ -	$ -	$ -	$ -	$ -	$ -	$ -
1088	685000849	NEW-08537	DO NOT USE Cebolleta MLX Ph 1A/B	FP-NMG Dist Specifics-New	376.4	$ -	$ -	$ -	$ -	$ -	$ -	$ -
1089	601000850	NEW-08925	2016-2020 Trans Stations New	FP-NMG Transm Stations-New	369.0	$ -	$ -	$ -	$ -	$ -	$ -	$ -
1090	610000851	NEW-10006	ALB Sys Reinforcement Stock Drive	FP-NMG Dist Specifics-New	376.1	$ -	$ -	$ -	$ -	$ -	$ -	$ -
1091	610000851	NEW-10006	ALB Sys Reinforcement Stock Drive	FP-NMG Dist Specifics-New	376.2	$ -	$ -	$ -	$ -	$ -	$ -	$ -
1092	610000851	NEW-10006	ALB Sys Reinforcement Stock Drive	FP-NMG Dist Specifics-New	376.4	$ -	$ -	$ -	$ -	$ -	$ -	$ -
1093	685000852	NEW-10544	Cebolleta Land Grant Phase 2	FP-NMG Dist Specifics-New	376.1	$ -	$ -	$ -	$ -	$ -	$ -	$ -
1094	685000852	NEW-10544	Cebolleta Land Grant Phase 2	FP-NMG Dist Specifics-New	376.2	$ -	$ -	$ -	$ -	$ -	$ -	$ -
1095	685000852	NEW-10544	Cebolleta Land Grant Phase 2	FP-NMG Dist Specifics-New	376.4	$ -	$ -	$ -	$ -	$ -	$ -	$ -
1096	T660000854	PRE-05725	Replace 5 miles of 8" Taos ML Pilar	FP-NMG Transm Specific-Replace	367.1	$ -	$ -	$ -	$ -	$ -	$ -	$ -
1097	T660000854	PRE-05725	Replace 5 miles of 8" Taos ML Pilar	FP-NMG Transm Specific-Replace	368.0	$ -	$ -	$ -	$ -	$ -	$ -	$ -
1098	T660000854	PRE-05725	Replace 5 miles of 8" Taos ML Pilar	FP-NMG Transm Specific-Replace	369.0	$ -	$ -	$ -	$ -	$ -	$ -	$ -
1099	601000855	PRE-06180	2016-2020 Trans Cathodic Prot Repl	FP-NMG Transm Cathodic Protectior	367.3	$ -	$ -	$ -	$ -	$ -	$ -	$ -
1100	601000856	PRE-06200	2016-2020 Trans Mains Replace	FP-NMG Transm Mains-Replace	367.1	$ -	$ -	$ -	$ -	$ -	$ -	$ -
1101	601000857	PRE-06201	2016-2020 Trans Stations Replace	FP-NMG Transm Stations-Replace	368.0	$ -	$ -	$ -	$ -	$ -	$ -	$ -
1102	601000857	PRE-06201	2016-2020 Trans Stations Replace	FP-NMG Transm Stations-Replace	369.0	$ -	$ -	$ -	$ -	$ -	$ -	$ -
1103	627000858	PRE-06751	LOV PVC/ABS E Lovington Knowles MP	FP-NMG Dist Specific-Replace	376.1	$ -	$ -	$ -	$ -	$ -	$ -	$ -
1104	627000858	PRE-06751	LOV PVC/ABS E Lovington Knowles MP	FP-NMG Dist Specific-Replace	376.2	$ -	$ -	$ -	$ -	$ -	$ -	$ -
1105	627000858	PRE-06751	LOV PVC/ABS E Lovington Knowles MP	FP-NMG Dist Specific-Replace	376.4	$ -	$ -	$ -	$ -	$ -	$ -	$ -
1106	627000858	PRE-06751	LOV PVC/ABS E Lovington Knowles MP	FP-NMG Dist Specific-Replace	380.0	$ -	$ -	$ -	$ -	$ -	$ -	$ -
1107	624000859	PRE-06754	CAR PVC/ABS Nymyer Ext	FP-NMG Dist Specific-Replace	376.1	$ -	$ -	$ -	$ -	$ -	$ -	$ -
1108	624000859	PRE-06754	CAR PVC/ABS Nymyer Ext	FP-NMG Dist Specific-Replace	376.2	$ -	$ -	$ -	$ -	$ -	$ -	$ -
1109	624000859	PRE-06754	CAR PVC/ABS Nymyer Ext	FP-NMG Dist Specific-Replace	376.4	$ -	$ -	$ -	$ -	$ -	$ -	$ -
1110	624000859	PRE-06754	CAR PVC/ABS Nymyer Ext	FP-NMG Dist Specific-Replace	380.0	$ -	$ -	$ -	$ -	$ -	$ -	$ -
1111	624000860	PRE-06799	CAR Loving 3" Replacement	FP-NMG Dist Specific-Replace	376.1	$ -	$ -	$ -	$ -	$ -	$ -	$ -
1112	624000860	PRE-06799	CAR Loving 3" Replacement	FP-NMG Dist Specific-Replace	376.2	$ -	$ -	$ -	$ -	$ -	$ -	$ -
1113	624000860	PRE-06799	CAR Loving 3" Replacement	FP-NMG Dist Specific-Replace	376.4	$ -	$ -	$ -	$ -	$ -	$ -	$ -
1114	624000860	PRE-06799	CAR Loving 3" Replacement	FP-NMG Dist Specific-Replace	380.0	$ -	$ -	$ -	$ -	$ -	$ -	$ -
1115	T660000861	PRE-07700	Santa Fe 20-inch Relocation	FP-NMG Transm Specific-Replace	367.1	$ -	$ -	$ -	$ -	$ -	$ -	$ -
1116	T660000861	PRE-07700	Santa Fe 20-inch Relocation	FP-NMG Transm Specific-Replace	368.0	$ -	$ -	$ -	$ -	$ -	$ -	$ -
1117	T660000861	PRE-07700	Santa Fe 20-inch Relocation	FP-NMG Transm Specific-Replace	369.0	$ -	$ -	$ -	$ -	$ -	$ -	$ -
1118	T624000862	PRE-07941	Off System Delivery at EPNG Lusk	FP-NMG Transm Specific-Replace	367.1	$ -	$ -	$ -	$ -	$ -	$ -	$ -
1119	T624000862	PRE-07941	Off System Delivery at EPNG Lusk	FP-NMG Transm Specific-Replace	368.0	$ -	$ -	$ -	$ -	$ -	$ -	$ -
1120	T624000862	PRE-07941	Off System Delivery at EPNG Lusk	FP-NMG Transm Specific-Replace	369.0	$ -	$ -	$ -	$ -	$ -	$ -	$ -
1121	T621000866	PRE-09480	RSV - Alamo ML-War Road BV 1.5 - MP 13	FP-NMG Transm Specific-Replace	367.1	$ -	$ -	$ -	$ -	$ -	$ -	$ -
1122	T621000866	PRE-09480	RSV - Alamo ML-War Road BV 1.5 - MP 13	FP-NMG Transm Specific-Replace	368.0	$ -	$ -	$ -	$ -	$ -	$ -	$ -
1123	T621000866	PRE-09480	RSV - Alamo ML-War Road BV 1.5 - MP 13	FP-NMG Transm Specific-Replace	369.0	$ -	$ -	$ -	$ -	$ -	$ -	$ -

NEW MEXICO GAS COMPANY, INC.

Plant Gross Activity
Base Period - 12 Months Ending March 31, 2023
Future Test Year - 12 Months Ending September 30, 2025

	A	B	C	D	E	M	N	O	P	Q	R	S	T
3	Investment Number	FP Number	Investment Name	FP Type	FERC Account	11/30/2023	12/31/2023	1/31/2024	2/29/2024	3/31/2024	4/30/2024	5/31/2024	6/30/2024
1068	T626000835	PRE-09092	Northeast distribution take off valve replacement	FP-NMG Transm Specific-Replace	367.1	$ -	$ -	$ -	$ -	$ -	$ -	$ -	$ -
1069	T626000835	PRE-09092	Northeast distribution take off valve replacement	FP-NMG Transm Specific-Replace	368.0	$ -	$ -	$ -	$ -	$ -	$ -	$ -	$ -
1070	T626000835	PRE-09092	Northeast distribution take off valve replacement	FP-NMG Transm Specific-Replace	369.0	$ -	$ -	$ -	$ -	$ -	$ -	$ -	$ -
1071	T626000836	PRE-09061	Clovis 10-in ML Lowering at 7th and Norris	FP-NMG Transm Mains-Replace	367.1	$ -	$ -	$ -	$ -	$ -	$ -	$ -	$ -
1072	T621000840	TEMP	White Sands lateral RSV-2020-SW	FP-NMG Transm Specific-Replace	367.1	$ -	$ -	$ -	$ -	$ -	$ -	$ -	$ -
1073	T621000840	TEMP	White Sands lateral RSV-2020-SW	FP-NMG Transm Specific-Replace	368.0	$ -	$ -	$ -	$ -	$ -	$ -	$ -	$ -
1074	T621000840	TEMP	White Sands lateral RSV-2020-SW	FP-NMG Transm Specific-Replace	369.0	$ -	$ -	$ -	$ -	$ -	$ -	$ -	$ -
1075	T624000841	PRE-09964	Lovington 6in Make Piggable, material verification, hydrotest and shorted casing repl	FP-NMG Transm Specific-Replace	367.1	$ -	$ -	$ -	$ -	$ -	$ -	$ -	$ -
1076	T624000841	PRE-09964	Lovington 6in Make Piggable, material verification, hydrotest and shorted casing repl	FP-NMG Transm Specific-Replace	368.0	$ -	$ -	$ -	$ -	$ -	$ -	$ -	$ -
1077	T624000841	PRE-09964	Lovington 6in Make Piggable, material verification, hydrotest and shorted casing repl	FP-NMG Transm Specific-Replace	369.0	$ -	$ -	$ -	$ -	$ -	$ -	$ -	$ -
1078	T610000842	NEW-12664	Erosion-Coronado ML ditch span	FP-NMG Transm Specifics-New	367.1	$ -	$ -	$ -	$ -	$ -	$ -	$ -	$ -
1079	T610000842	NEW-12664	Erosion-Coronado ML ditch span	FP-NMG Transm Specifics-New	368.0	$ -	$ -	$ -	$ -	$ -	$ -	$ -	$ -
1080	T610000842	NEW-12664	Erosion-Coronado ML ditch span	FP-NMG Transm Specifics-New	369.0	$ -	$ -	$ -	$ -	$ -	$ -	$ -	$ -
1081	601000844	NCP-10965	2019 PCI Project	FP-NMG Intangible	303.3	$ -	$ -	$ -	$ -	$ -	$ -	$ -	$ -
1082	610000845	NCP-12287	2018 PwrPlan Tax Reform Rebalance	FP-NMG Intangible	303.3	$ -	$ -	$ -	$ -	$ -	$ -	$ -	$ -
1083	601000846	NCP-12647	Gregg Engineering Upgrade	FP-NMG Intangible	303.3	$ -	$ -	$ -	$ -	$ -	$ -	$ -	$ -
1084	601000847	NCP-13007	SharePoint GasConnect Upgrade	FP-NMG Intangible	303.3	$ -	$ -	$ -	$ -	$ -	$ -	$ -	$ -
1085	601000848	TEMP	ESRI License Upgrades	FP-NMG Intangible	303.3	$ -	$ -	$ -	$ -	$ -	$ -	$ -	$ -
1086	685000849	NEW-08537	DO NOT USE Cebolleta MLX Ph 1A/B	FP-NMG Dist Specifics-New	376.1	$ -	$ -	$ -	$ -	$ -	$ -	$ -	$ -
1087	685000849	NEW-08537	DO NOT USE Cebolleta MLX Ph 1A/B	FP-NMG Dist Specifics-New	376.2	$ -	$ -	$ -	$ -	$ -	$ -	$ -	$ -
1088	685000849	NEW-08537	DO NOT USE Cebolleta MLX Ph 1A/B	FP-NMG Dist Specifics-New	376.4	$ -	$ -	$ -	$ -	$ -	$ -	$ -	$ -
1089	601000850	NEW-08925	2016-2020 Trans Stations New	FP-NMG Transm Stations-New	369.0	$ -	$ -	$ -	$ -	$ -	$ -	$ -	$ -
1090	610000851	NEW-10006	ALB Sys Reinforcement Stock Drive	FP-NMG Dist Specifics-New	376.1	$ -	$ -	$ -	$ -	$ -	$ -	$ -	$ -
1091	610000851	NEW-10006	ALB Sys Reinforcement Stock Drive	FP-NMG Dist Specifics-New	376.2	$ -	$ -	$ -	$ -	$ -	$ -	$ -	$ -
1092	610000851	NEW-10006	ALB Sys Reinforcement Stock Drive	FP-NMG Dist Specifics-New	376.4	$ -	$ -	$ -	$ -	$ -	$ -	$ -	$ -
1093	685000852	NEW-10544	Cebolleta Land Grant Phase 2	FP-NMG Dist Specifics-New	376.1	$ -	$ -	$ -	$ -	$ -	$ -	$ -	$ -
1094	685000852	NEW-10544	Cebolleta Land Grant Phase 2	FP-NMG Dist Specifics-New	376.2	$ -	$ -	$ -	$ -	$ -	$ -	$ -	$ -
1095	685000852	NEW-10544	Cebolleta Land Grant Phase 2	FP-NMG Dist Specifics-New	376.4	$ -	$ -	$ -	$ -	$ -	$ -	$ -	$ -
1096	T660000854	PRE-05725	Replace 5 miles of 8" Taos ML Pilar	FP-NMG Transm Specific-Replace	367.1	$ -	$ -	$ -	$ -	$ -	$ -	$ -	$ -
1097	T660000854	PRE-05725	Replace 5 miles of 8" Taos ML Pilar	FP-NMG Transm Specific-Replace	368.0	$ -	$ -	$ -	$ -	$ -	$ -	$ -	$ -
1098	T660000854	PRE-05725	Replace 5 miles of 8" Taos ML Pilar	FP-NMG Transm Specific-Replace	369.0	$ -	$ -	$ -	$ -	$ -	$ -	$ -	$ -
1099	601000855	PRE-06180	2016-2020 Trans Cathodic Prot Repl	FP-NMG Transm Cathodic Protectior	367.3	$ -	$ -	$ -	$ -	$ -	$ -	$ -	$ -
1100	601000856	PRE-06200	2016-2020 Trans Mains Replace	FP-NMG Transm Mains-Replace	367.1	$ -	$ -	$ -	$ -	$ -	$ -	$ -	$ -
1101	601000857	PRE-06201	2016-2020 Trans Stations Replace	FP-NMG Transm Stations-Replace	368.0	$ -	$ -	$ -	$ -	$ -	$ -	$ -	$ -
1102	601000857	PRE-06201	2016-2020 Trans Stations Replace	FP-NMG Transm Stations-Replace	369.0	$ -	$ -	$ -	$ -	$ -	$ -	$ -	$ -
1103	627000858	PRE-06751	LOV PVC/ABS E Lovington Knowles MP	FP-NMG Dist Specific-Replace	376.1	$ -	$ -	$ -	$ -	$ -	$ -	$ -	$ -
1104	627000858	PRE-06751	LOV PVC/ABS E Lovington Knowles MP	FP-NMG Dist Specific-Replace	376.2	$ -	$ -	$ -	$ -	$ -	$ -	$ -	$ -
1105	627000858	PRE-06751	LOV PVC/ABS E Lovington Knowles MP	FP-NMG Dist Specific-Replace	376.4	$ -	$ -	$ -	$ -	$ -	$ -	$ -	$ -
1106	627000858	PRE-06751	LOV PVC/ABS E Lovington Knowles MP	FP-NMG Dist Specific-Replace	380.0	$ -	$ -	$ -	$ -	$ -	$ -	$ -	$ -
1107	624000859	PRE-06754	CAR PVC/ABS Nymyer Ext	FP-NMG Dist Specific-Replace	376.1	$ -	$ -	$ -	$ -	$ -	$ -	$ -	$ -
1108	624000859	PRE-06754	CAR PVC/ABS Nymyer Ext	FP-NMG Dist Specific-Replace	376.2	$ -	$ -	$ -	$ -	$ -	$ -	$ -	$ -
1109	624000859	PRE-06754	CAR PVC/ABS Nymyer Ext	FP-NMG Dist Specific-Replace	376.4	$ -	$ -	$ -	$ -	$ -	$ -	$ -	$ -
1110	624000859	PRE-06754	CAR PVC/ABS Nymyer Ext	FP-NMG Dist Specific-Replace	380.0	$ -	$ -	$ -	$ -	$ -	$ -	$ -	$ -
1111	624000860	PRE-06799	CAR Loving 3" Replacement	FP-NMG Dist Specific-Replace	376.1	$ -	$ -	$ -	$ -	$ -	$ -	$ -	$ -
1112	624000860	PRE-06799	CAR Loving 3" Replacement	FP-NMG Dist Specific-Replace	376.2	$ -	$ -	$ -	$ -	$ -	$ -	$ -	$ -
1113	624000860	PRE-06799	CAR Loving 3" Replacement	FP-NMG Dist Specific-Replace	376.4	$ -	$ -	$ -	$ -	$ -	$ -	$ -	$ -
1114	624000860	PRE-06799	CAR Loving 3" Replacement	FP-NMG Dist Specific-Replace	380.0	$ -	$ -	$ -	$ -	$ -	$ -	$ -	$ -
1115	T660000861	PRE-07700	Santa Fe 20-inch Relocation	FP-NMG Transm Specific-Replace	367.1	$ -	$ -	$ -	$ -	$ -	$ -	$ -	$ -
1116	T660000861	PRE-07700	Santa Fe 20-inch Relocation	FP-NMG Transm Specific-Replace	368.0	$ -	$ -	$ -	$ -	$ -	$ -	$ -	$ -
1117	T660000861	PRE-07700	Santa Fe 20-inch Relocation	FP-NMG Transm Specific-Replace	369.0	$ -	$ -	$ -	$ -	$ -	$ -	$ -	$ -
1118	T624000862	PRE-07941	Off System Delivery at EPNG Lusk	FP-NMG Transm Specific-Replace	367.1	$ -	$ -	$ -	$ -	$ -	$ -	$ -	$ -
1119	T624000862	PRE-07941	Off System Delivery at EPNG Lusk	FP-NMG Transm Specific-Replace	368.0	$ -	$ -	$ -	$ -	$ -	$ -	$ -	$ -
1120	T624000862	PRE-07941	Off System Delivery at EPNG Lusk	FP-NMG Transm Specific-Replace	369.0	$ -	$ -	$ -	$ -	$ -	$ -	$ -	$ -
1121	T621000866	PRE-09480	RSV - Alamo ML-War Road BV 1.5 - MP 13	FP-NMG Transm Specific-Replace	367.1	$ -	$ -	$ -	$ -	$ -	$ -	$ -	$ -
1122	T621000866	PRE-09480	RSV - Alamo ML-War Road BV 1.5 - MP 13	FP-NMG Transm Specific-Replace	368.0	$ -	$ -	$ -	$ -	$ -	$ -	$ -	$ -
1123	T621000866	PRE-09480	RSV - Alamo ML-War Road BV 1.5 - MP 13	FP-NMG Transm Specific-Replace	369.0	$ -	$ -	$ -	$ -	$ -	$ -	$ -	$ -

NEW MEXICO GAS COMPANY, INC.

Plant Gross Activity
Base Period - 12 Months Ending March 31, 2023
Future Test Year - 12 Months Ending September 30, 2025

	A	B	C	D	E	U	V	W	X	Y	Z	AA
3	Investment Number	FP Number	Investment Name	FP Type	FERC Account	7/31/2024	8/31/2024	9/30/2024	10/31/2024	11/30/2024	12/31/2024	1/31/2025
1068	T626000835	PRE-09092	Northeast distribution take off valve replacement	FP-NMG Transm Specific-Replace	367.1	$ -	$ -	$ -	$ -	$ -	$ -	$ -
1069	T626000835	PRE-09092	Northeast distribution take off valve replacement	FP-NMG Transm Specific-Replace	368.0	$ -	$ -	$ -	$ -	$ -	$ -	$ -
1070	T626000835	PRE-09092	Northeast distribution take off valve replacement	FP-NMG Transm Specific-Replace	369.0	$ -	$ -	$ -	$ -	$ -	$ -	$ -
1071	T626000836	PRE-09061	Clovis 10-in ML Lowering at 7th and Norris	FP-NMG Transm Mains-Replace	367.1	$ -	$ -	$ -	$ -	$ -	$ -	$ -
1072	T621000840	TEMP	White Sands lateral RSV-2020-SW	FP-NMG Transm Specific-Replace	367.1	$ -	$ -	$ -	$ -	$ -	$ -	$ -
1073	T621000840	TEMP	White Sands lateral RSV-2020-SW	FP-NMG Transm Specific-Replace	368.0	$ -	$ -	$ -	$ -	$ -	$ -	$ -
1074	T621000840	TEMP	White Sands lateral RSV-2020-SW	FP-NMG Transm Specific-Replace	369.0	$ -	$ -	$ -	$ -	$ -	$ -	$ -
1075	T624000841	PRE-09964	Lovington 6in Make Piggable, material verification, hydrotest and shorted casing repl	FP-NMG Transm Specific-Replace	367.1	$ -	$ -	$ -	$ -	$ -	$ -	$ -
1076	T624000841	PRE-09964	Lovington 6in Make Piggable, material verification, hydrotest and shorted casing repl	FP-NMG Transm Specific-Replace	368.0	$ -	$ -	$ -	$ -	$ -	$ -	$ -
1077	T624000841	PRE-09964	Lovington 6in Make Piggable, material verification, hydrotest and shorted casing repl	FP-NMG Transm Specific-Replace	369.0	$ -	$ -	$ -	$ -	$ -	$ -	$ -
1078	T610000842	NEW-12664	Erosion-Coronado ML ditch span	FP-NMG Transm Specifics-New	367.1	$ -	$ -	$ -	$ -	$ -	$ -	$ -
1079	T610000842	NEW-12664	Erosion-Coronado ML ditch span	FP-NMG Transm Specifics-New	368.0	$ -	$ -	$ -	$ -	$ -	$ -	$ -
1080	T610000842	NEW-12664	Erosion-Coronado ML ditch span	FP-NMG Transm Specifics-New	369.0	$ -	$ -	$ -	$ -	$ -	$ -	$ -
1081	601000844	NCP-10965	2019 PCI Project	FP-NMG Intangible	303.3	$ -	$ -	$ -	$ -	$ -	$ -	$ -
1082	610000845	NCP-12287	2018 PwrPlan Tax Reform Rebalance	FP-NMG Intangible	303.3	$ -	$ -	$ -	$ -	$ -	$ -	$ -
1083	601000846	NCP-12647	Gregg Engineering Upgrade	FP-NMG Intangible	303.3	$ -	$ -	$ -	$ -	$ -	$ -	$ -
1084	601000847	NCP-13007	SharePoint GasConnect Upgrade	FP-NMG Intangible	303.3	$ -	$ -	$ -	$ -	$ -	$ -	$ -
1085	601000848	TEMP	ESRI License Upgrades	FP-NMG Intangible	303.3	$ -	$ -	$ -	$ -	$ -	$ -	$ -
1086	685000849	NEW-08537	DO NOT USE Cebolleta MLX Ph 1A/B	FP-NMG Dist Specifics-New	376.1	$ -	$ -	$ -	$ -	$ -	$ -	$ -
1087	685000849	NEW-08537	DO NOT USE Cebolleta MLX Ph 1A/B	FP-NMG Dist Specifics-New	376.2	$ -	$ -	$ -	$ -	$ -	$ -	$ -
1088	685000849	NEW-08537	DO NOT USE Cebolleta MLX Ph 1A/B	FP-NMG Dist Specifics-New	376.4	$ -	$ -	$ -	$ -	$ -	$ -	$ -
1089	601000850	NEW-08925	2016-2020 Trans Stations New	FP-NMG Transm Stations-New	369.0	$ -	$ -	$ -	$ -	$ -	$ -	$ -
1090	610000851	NEW-10006	ALB Sys Reinforcement Stock Drive	FP-NMG Dist Specifics-New	376.1	$ -	$ -	$ -	$ -	$ -	$ -	$ -
1091	610000851	NEW-10006	ALB Sys Reinforcement Stock Drive	FP-NMG Dist Specifics-New	376.2	$ -	$ -	$ -	$ -	$ -	$ -	$ -
1092	610000851	NEW-10006	ALB Sys Reinforcement Stock Drive	FP-NMG Dist Specifics-New	376.4	$ -	$ -	$ -	$ -	$ -	$ -	$ -
1093	685000852	NEW-10544	Cebolleta Land Grant Phase 2	FP-NMG Dist Specifics-New	376.1	$ -	$ -	$ -	$ -	$ -	$ -	$ -
1094	685000852	NEW-10544	Cebolleta Land Grant Phase 2	FP-NMG Dist Specifics-New	376.2	$ -	$ -	$ -	$ -	$ -	$ -	$ -
1095	685000852	NEW-10544	Cebolleta Land Grant Phase 2	FP-NMG Dist Specifics-New	376.4	$ -	$ -	$ -	$ -	$ -	$ -	$ -
1096	T660000854	PRE-05725	Replace 5 miles of 8" Taos ML Pilar	FP-NMG Transm Specific-Replace	367.1	$ -	$ -	$ -	$ -	$ -	$ -	$ -
1097	T660000854	PRE-05725	Replace 5 miles of 8" Taos ML Pilar	FP-NMG Transm Specific-Replace	368.0	$ -	$ -	$ -	$ -	$ -	$ -	$ -
1098	T660000854	PRE-05725	Replace 5 miles of 8" Taos ML Pilar	FP-NMG Transm Specific-Replace	369.0	$ -	$ -	$ -	$ -	$ -	$ -	$ -
1099	601000855	PRE-06180	2016-2020 Trans Cathodic Prot Repl	FP-NMG Transm Cathodic Protectior	367.3	$ -	$ -	$ -	$ -	$ -	$ -	$ -
1100	601000856	PRE-06200	2016-2020 Trans Mains Replace	FP-NMG Transm Mains-Replace	367.1	$ -	$ -	$ -	$ -	$ -	$ -	$ -
1101	601000857	PRE-06201	2016-2020 Trans Stations Replace	FP-NMG Transm Stations-Replace	368.0	$ -	$ -	$ -	$ -	$ -	$ -	$ -
1102	601000857	PRE-06201	2016-2020 Trans Stations Replace	FP-NMG Transm Stations-Replace	369.0	$ -	$ -	$ -	$ -	$ -	$ -	$ -
1103	627000858	PRE-06751	LOV PVC/ABS E Lovington Knowles MP	FP-NMG Dist Specific-Replace	376.1	$ -	$ -	$ -	$ -	$ -	$ -	$ -
1104	627000858	PRE-06751	LOV PVC/ABS E Lovington Knowles MP	FP-NMG Dist Specific-Replace	376.2	$ -	$ -	$ -	$ -	$ -	$ -	$ -
1105	627000858	PRE-06751	LOV PVC/ABS E Lovington Knowles MP	FP-NMG Dist Specific-Replace	376.4	$ -	$ -	$ -	$ -	$ -	$ -	$ -
1106	627000858	PRE-06751	LOV PVC/ABS E Lovington Knowles MP	FP-NMG Dist Specific-Replace	380.0	$ -	$ -	$ -	$ -	$ -	$ -	$ -
1107	624000859	PRE-06754	CAR PVC/ABS Nymyer Ext	FP-NMG Dist Specific-Replace	376.1	$ -	$ -	$ -	$ -	$ -	$ -	$ -
1108	624000859	PRE-06754	CAR PVC/ABS Nymyer Ext	FP-NMG Dist Specific-Replace	376.2	$ -	$ -	$ -	$ -	$ -	$ -	$ -
1109	624000859	PRE-06754	CAR PVC/ABS Nymyer Ext	FP-NMG Dist Specific-Replace	376.4	$ -	$ -	$ -	$ -	$ -	$ -	$ -
1110	624000859	PRE-06754	CAR PVC/ABS Nymyer Ext	FP-NMG Dist Specific-Replace	380.0	$ -	$ -	$ -	$ -	$ -	$ -	$ -
1111	624000860	PRE-06799	CAR Loving 3" Replacement	FP-NMG Dist Specific-Replace	376.1	$ -	$ -	$ -	$ -	$ -	$ -	$ -
1112	624000860	PRE-06799	CAR Loving 3" Replacement	FP-NMG Dist Specific-Replace	376.2	$ -	$ -	$ -	$ -	$ -	$ -	$ -
1113	624000860	PRE-06799	CAR Loving 3" Replacement	FP-NMG Dist Specific-Replace	376.4	$ -	$ -	$ -	$ -	$ -	$ -	$ -
1114	624000860	PRE-06799	CAR Loving 3" Replacement	FP-NMG Dist Specific-Replace	380.0	$ -	$ -	$ -	$ -	$ -	$ -	$ -
1115	T660000861	PRE-07700	Santa Fe 20-inch Relocation	FP-NMG Transm Specific-Replace	367.1	$ -	$ -	$ -	$ -	$ -	$ -	$ -
1116	T660000861	PRE-07700	Santa Fe 20-inch Relocation	FP-NMG Transm Specific-Replace	368.0	$ -	$ -	$ -	$ -	$ -	$ -	$ -
1117	T660000861	PRE-07700	Santa Fe 20-inch Relocation	FP-NMG Transm Specific-Replace	369.0	$ -	$ -	$ -	$ -	$ -	$ -	$ -
1118	T624000862	PRE-07941	Off System Delivery at EPNG Lusk	FP-NMG Transm Specific-Replace	367.1	$ -	$ -	$ -	$ -	$ -	$ -	$ -
1119	T624000862	PRE-07941	Off System Delivery at EPNG Lusk	FP-NMG Transm Specific-Replace	368.0	$ -	$ -	$ -	$ -	$ -	$ -	$ -
1120	T624000862	PRE-07941	Off System Delivery at EPNG Lusk	FP-NMG Transm Specific-Replace	369.0	$ -	$ -	$ -	$ -	$ -	$ -	$ -
1121	T621000866	PRE-09480	RSV - Alamo ML-War Road BV 1.5 - MP 13	FP-NMG Transm Specific-Replace	367.1	$ -	$ -	$ -	$ -	$ -	$ -	$ -
1122	T621000866	PRE-09480	RSV - Alamo ML-War Road BV 1.5 - MP 13	FP-NMG Transm Specific-Replace	368.0	$ -	$ -	$ -	$ -	$ -	$ -	$ -
1123	T621000866	PRE-09480	RSV - Alamo ML-War Road BV 1.5 - MP 13	FP-NMG Transm Specific-Replace	369.0	$ -	$ -	$ -	$ -	$ -	$ -	$ -

NEW MEXICO GAS COMPANY, INC.

Plant Gross Activity
Base Period - 12 Months Ending March 31, 2023
Future Test Year - 12 Months Ending September 30, 2025

	A	B	C	D	E	AB	AC	AD	AE	AF	AG	AH	AI
3	Investment Number	FP Number	Investment Name	FP Type	FERC Account	2/28/2025	3/31/2025	4/30/2025	5/31/2025	6/30/2025	7/31/2025	8/31/2025	9/30/2025
1068	T626000835	PRE-09092	Northeast distribution take off valve replacement	FP-NMG Transm Specific-Replace	367.1	$ -	$ -	$ -	$ -	$ -	$ -	$ -	$ -
1069	T626000835	PRE-09092	Northeast distribution take off valve replacement	FP-NMG Transm Specific-Replace	368.0	$ -	$ -	$ -	$ -	$ -	$ -	$ -	$ -
1070	T626000835	PRE-09092	Northeast distribution take off valve replacement	FP-NMG Transm Specific-Replace	369.0	$ -	$ -	$ -	$ -	$ -	$ -	$ -	$ -
1071	T626000836	PRE-09061	Clovis 10-in ML Lowering at 7th and Norris	FP-NMG Transm Mains-Replace	367.1	$ -	$ -	$ -	$ -	$ -	$ -	$ -	$ -
1072	T621000840	TEMP	White Sands lateral RSV-2020-SW	FP-NMG Transm Specific-Replace	367.1	$ -	$ -	$ -	$ -	$ -	$ -	$ -	$ -
1073	T621000840	TEMP	White Sands lateral RSV-2020-SW	FP-NMG Transm Specific-Replace	368.0	$ -	$ -	$ -	$ -	$ -	$ -	$ -	$ -
1074	T621000840	TEMP	White Sands lateral RSV-2020-SW	FP-NMG Transm Specific-Replace	369.0	$ -	$ -	$ -	$ -	$ -	$ -	$ -	$ -
1075	T624000841	PRE-09964	Lovington 6in Make Piggable, material verification, hydrotest and shorted casing repl	FP-NMG Transm Specific-Replace	367.1	$ -	$ -	$ -	$ -	$ -	$ -	$ -	$ -
1076	T624000841	PRE-09964	Lovington 6in Make Piggable, material verification, hydrotest and shorted casing repl	FP-NMG Transm Specific-Replace	368.0	$ -	$ -	$ -	$ -	$ -	$ -	$ -	$ -
1077	T624000841	PRE-09964	Lovington 6in Make Piggable, material verification, hydrotest and shorted casing repl	FP-NMG Transm Specific-Replace	369.0	$ -	$ -	$ -	$ -	$ -	$ -	$ -	$ -
1078	T610000842	NEW-12664	Erosion-Coronado ML ditch span	FP-NMG Transm Specifics-New	367.1	$ -	$ -	$ -	$ -	$ -	$ -	$ -	$ -
1079	T610000842	NEW-12664	Erosion-Coronado ML ditch span	FP-NMG Transm Specifics-New	368.0	$ -	$ -	$ -	$ -	$ -	$ -	$ -	$ -
1080	T610000842	NEW-12664	Erosion-Coronado ML ditch span	FP-NMG Transm Specifics-New	369.0	$ -	$ -	$ -	$ -	$ -	$ -	$ -	$ -
1081	601000844	NCP-10965	2019 PCI Project	FP-NMG Intangible	303.3	$ -	$ -	$ -	$ -	$ -	$ -	$ -	$ -
1082	610000845	NCP-12287	2018 PwrPlan Tax Reform Rebalance	FP-NMG Intangible	303.3	$ -	$ -	$ -	$ -	$ -	$ -	$ -	$ -
1083	601000846	NCP-12647	Gregg Engineering Upgrade	FP-NMG Intangible	303.3	$ -	$ -	$ -	$ -	$ -	$ -	$ -	$ -
1084	601000847	NCP-13007	SharePoint GasConnect Upgrade	FP-NMG Intangible	303.3	$ -	$ -	$ -	$ -	$ -	$ -	$ -	$ -
1085	601000848	TEMP	ESRI License Upgrades	FP-NMG Intangible	303.3	$ -	$ -	$ -	$ -	$ -	$ -	$ -	$ -
1086	685000849	NEW-08537	DO NOT USE Cebolleta MLX Ph 1A/B	FP-NMG Dist Specifics-New	376.1	$ -	$ -	$ -	$ -	$ -	$ -	$ -	$ -
1087	685000849	NEW-08537	DO NOT USE Cebolleta MLX Ph 1A/B	FP-NMG Dist Specifics-New	376.2	$ -	$ -	$ -	$ -	$ -	$ -	$ -	$ -
1088	685000849	NEW-08537	DO NOT USE Cebolleta MLX Ph 1A/B	FP-NMG Dist Specifics-New	376.4	$ -	$ -	$ -	$ -	$ -	$ -	$ -	$ -
1089	601000850	NEW-08925	2016-2020 Trans Stations New	FP-NMG Transm Stations-New	369.0	$ -	$ -	$ -	$ -	$ -	$ -	$ -	$ -
1090	610000851	NEW-10006	ALB Sys Reinforcement Stock Drive	FP-NMG Dist Specifics-New	376.1	$ -	$ -	$ -	$ -	$ -	$ -	$ -	$ -
1091	610000851	NEW-10006	ALB Sys Reinforcement Stock Drive	FP-NMG Dist Specifics-New	376.2	$ -	$ -	$ -	$ -	$ -	$ -	$ -	$ -
1092	610000851	NEW-10006	ALB Sys Reinforcement Stock Drive	FP-NMG Dist Specifics-New	376.4	$ -	$ -	$ -	$ -	$ -	$ -	$ -	$ -
1093	685000852	NEW-10544	Cebolleta Land Grant Phase 2	FP-NMG Dist Specifics-New	376.1	$ -	$ -	$ -	$ -	$ -	$ -	$ -	$ -
1094	685000852	NEW-10544	Cebolleta Land Grant Phase 2	FP-NMG Dist Specifics-New	376.2	$ -	$ -	$ -	$ -	$ -	$ -	$ -	$ -
1095	685000852	NEW-10544	Cebolleta Land Grant Phase 2	FP-NMG Dist Specifics-New	376.4	$ -	$ -	$ -	$ -	$ -	$ -	$ -	$ -
1096	T660000854	PRE-05725	Replace 5 miles of 8" Taos ML Pilar	FP-NMG Transm Specific-Replace	367.1	$ -	$ -	$ -	$ -	$ -	$ -	$ -	$ -
1097	T660000854	PRE-05725	Replace 5 miles of 8" Taos ML Pilar	FP-NMG Transm Specific-Replace	368.0	$ -	$ -	$ -	$ -	$ -	$ -	$ -	$ -
1098	T660000854	PRE-05725	Replace 5 miles of 8" Taos ML Pilar	FP-NMG Transm Specific-Replace	369.0	$ -	$ -	$ -	$ -	$ -	$ -	$ -	$ -
1099	601000855	PRE-06180	2016-2020 Trans Cathodic Prot Repl	FP-NMG Transm Cathodic Protectior	367.3	$ -	$ -	$ -	$ -	$ -	$ -	$ -	$ -
1100	601000856	PRE-06200	2016-2020 Trans Mains Replace	FP-NMG Transm Mains-Replace	367.1	$ -	$ -	$ -	$ -	$ -	$ -	$ -	$ -
1101	601000857	PRE-06201	2016-2020 Trans Stations Replace	FP-NMG Transm Stations-Replace	368.0	$ -	$ -	$ -	$ -	$ -	$ -	$ -	$ -
1102	601000857	PRE-06201	2016-2020 Trans Stations Replace	FP-NMG Transm Stations-Replace	369.0	$ -	$ -	$ -	$ -	$ -	$ -	$ -	$ -
1103	627000858	PRE-06751	LOV PVC/ABS E Lovington Knowles MP	FP-NMG Dist Specific-Replace	376.1	$ -	$ -	$ -	$ -	$ -	$ -	$ -	$ -
1104	627000858	PRE-06751	LOV PVC/ABS E Lovington Knowles MP	FP-NMG Dist Specific-Replace	376.2	$ -	$ -	$ -	$ -	$ -	$ -	$ -	$ -
1105	627000858	PRE-06751	LOV PVC/ABS E Lovington Knowles MP	FP-NMG Dist Specific-Replace	376.4	$ -	$ -	$ -	$ -	$ -	$ -	$ -	$ -
1106	627000858	PRE-06751	LOV PVC/ABS E Lovington Knowles MP	FP-NMG Dist Specific-Replace	380.0	$ -	$ -	$ -	$ -	$ -	$ -	$ -	$ -
1107	624000859	PRE-06754	CAR PVC/ABS Nymyer Ext	FP-NMG Dist Specific-Replace	376.1	$ -	$ -	$ -	$ -	$ -	$ -	$ -	$ -
1108	624000859	PRE-06754	CAR PVC/ABS Nymyer Ext	FP-NMG Dist Specific-Replace	376.2	$ -	$ -	$ -	$ -	$ -	$ -	$ -	$ -
1109	624000859	PRE-06754	CAR PVC/ABS Nymyer Ext	FP-NMG Dist Specific-Replace	376.4	$ -	$ -	$ -	$ -	$ -	$ -	$ -	$ -
1110	624000859	PRE-06754	CAR PVC/ABS Nymyer Ext	FP-NMG Dist Specific-Replace	380.0	$ -	$ -	$ -	$ -	$ -	$ -	$ -	$ -
1111	624000860	PRE-06799	CAR Loving 3" Replacement	FP-NMG Dist Specific-Replace	376.1	$ -	$ -	$ -	$ -	$ -	$ -	$ -	$ -
1112	624000860	PRE-06799	CAR Loving 3" Replacement	FP-NMG Dist Specific-Replace	376.2	$ -	$ -	$ -	$ -	$ -	$ -	$ -	$ -
1113	624000860	PRE-06799	CAR Loving 3" Replacement	FP-NMG Dist Specific-Replace	376.4	$ -	$ -	$ -	$ -	$ -	$ -	$ -	$ -
1114	624000860	PRE-06799	CAR Loving 3" Replacement	FP-NMG Dist Specific-Replace	380.0	$ -	$ -	$ -	$ -	$ -	$ -	$ -	$ -
1115	T660000861	PRE-07700	Santa Fe 20-inch Relocation	FP-NMG Transm Specific-Replace	367.1	$ -	$ -	$ -	$ -	$ -	$ -	$ -	$ -
1116	T660000861	PRE-07700	Santa Fe 20-inch Relocation	FP-NMG Transm Specific-Replace	368.0	$ -	$ -	$ -	$ -	$ -	$ -	$ -	$ -
1117	T660000861	PRE-07700	Santa Fe 20-inch Relocation	FP-NMG Transm Specific-Replace	369.0	$ -	$ -	$ -	$ -	$ -	$ -	$ -	$ -
1118	T624000862	PRE-07941	Off System Delivery at EPNG Lusk	FP-NMG Transm Specific-Replace	367.1	$ -	$ -	$ -	$ -	$ -	$ -	$ -	$ -
1119	T624000862	PRE-07941	Off System Delivery at EPNG Lusk	FP-NMG Transm Specific-Replace	368.0	$ -	$ -	$ -	$ -	$ -	$ -	$ -	$ -
1120	T624000862	PRE-07941	Off System Delivery at EPNG Lusk	FP-NMG Transm Specific-Replace	369.0	$ -	$ -	$ -	$ -	$ -	$ -	$ -	$ -
1121	T621000866	PRE-09480	RSV - Alamo ML-War Road BV 1.5 - MP 13	FP-NMG Transm Specific-Replace	367.1	$ -	$ -	$ -	$ -	$ -	$ -	$ -	$ -
1122	T621000866	PRE-09480	RSV - Alamo ML-War Road BV 1.5 - MP 13	FP-NMG Transm Specific-Replace	368.0	$ -	$ -	$ -	$ -	$ -	$ -	$ -	$ -
1123	T621000866	PRE-09480	RSV - Alamo ML-War Road BV 1.5 - MP 13	FP-NMG Transm Specific-Replace	369.0	$ -	$ -	$ -	$ -	$ -	$ -	$ -	$ -

NEW MEXICO GAS COMPANY, INC.

Plant Gross Activity
Base Period - 12 Months Ending March 31, 2023
Future Test Year - 12 Months Ending September 30, 2025

	A	B	C	D	E	F	G	H	I	J	K	L
3	Investment Number	FP Number	Investment Name	FP Type	FERC Account	4/30/2023	5/31/2023	6/30/2023	7/31/2023	8/31/2023	9/30/2023	10/31/2023
1124	T621000867	PRE-09460	RSV Helstf BV Setting #4- MP 42.5 Alamo ML (2020)	FP-NMG Transm Specific-Replace	367.1	$ -	$ -	$ -	$ -	$ -	$ -	$ -
1125	T621000867	PRE-09460	RSV Helstf BV Setting #4- MP 42.5 Alamo ML (2020)	FP-NMG Transm Specific-Replace	368.0	$ -	$ -	$ -	$ -	$ -	$ -	$ -
1126	T621000867	PRE-09460	RSV Helstf BV Setting #4- MP 42.5 Alamo ML (2020)	FP-NMG Transm Specific-Replace	369.0	$ -	$ -	$ -	$ -	$ -	$ -	$ -
1127	T621000868	PRE-08801	White Sands Lateral Take Off - MP 23.8 RSV (2020)	FP-NMG Transm Specific-Replace	367.1	$ -	$ -	$ -	$ -	$ -	$ -	$ -
1128	T621000868	PRE-08801	White Sands Lateral Take Off - MP 23.8 RSV (2020)	FP-NMG Transm Specific-Replace	368.0	$ -	$ -	$ -	$ -	$ -	$ -	$ -
1129	T621000868	PRE-08801	White Sands Lateral Take Off - MP 23.8 RSV (2020)	FP-NMG Transm Specific-Replace	369.0	$ -	$ -	$ -	$ -	$ -	$ -	$ -
1130	T680000869	TEMP	RSV - ABQ ML - Lybrook Tie in BV #9 - MP 47.47	FP-NMG Transm Specific-Replace	367.1	$ -	$ -	$ -	$ -	$ -	$ -	$ -
1131	T680000869	TEMP	RSV - ABQ ML - Lybrook Tie in BV #9 - MP 47.47	FP-NMG Transm Specific-Replace	368.0	$ -	$ -	$ -	$ -	$ -	$ -	$ -
1132	T680000869	TEMP	RSV - ABQ ML - Lybrook Tie in BV #9 - MP 47.47	FP-NMG Transm Specific-Replace	369.0	$ -	$ -	$ -	$ -	$ -	$ -	$ -
1133	T624000870	PRE-08809	RSV - Eunice Take-off	FP-NMG Transm Specific-Replace	367.1	$ -	$ -	$ -	$ -	$ -	$ -	$ -
1134	T624000870	PRE-08809	RSV - Eunice Take-off	FP-NMG Transm Specific-Replace	368.0	$ -	$ -	$ -	$ -	$ -	$ -	$ -
1135	T624000870	PRE-08809	RSV - Eunice Take-off	FP-NMG Transm Specific-Replace	369.0	$ -	$ -	$ -	$ -	$ -	$ -	$ -
1136	T621000871	PRE-08805	RSV - TorC ML - Akela Compressor - mp0.5	FP-NMG Transm Specific-Replace	367.1	$ -	$ -	$ -	$ -	$ -	$ -	$ -
1137	T621000871	PRE-08805	RSV - TorC ML - Akela Compressor - mp0.5	FP-NMG Transm Specific-Replace	368.0	$ -	$ -	$ -	$ -	$ -	$ -	$ -
1138	T621000871	PRE-08805	RSV - TorC ML - Akela Compressor - mp0.5	FP-NMG Transm Specific-Replace	369.0	$ -	$ -	$ -	$ -	$ -	$ -	$ -
1139	601000877	NCP-13507	Itron FCS Upgrade	FP-NMG Intangible	303.3	$ -	$ -	$ -	$ -	$ -	$ -	$ -
1140	T624000878	PRE-08360	Lea Co PLC Upgrade	FP-NMG Transm Specific-Replace	367.1	$ -	$ -	$ -	$ -	$ -	$ -	$ -
1141	T624000878	PRE-08360	Lea Co PLC Upgrade	FP-NMG Transm Specific-Replace	368.0	$ -	$ -	$ -	$ -	$ -	$ -	$ -
1142	T624000878	PRE-08360	Lea Co PLC Upgrade	FP-NMG Transm Specific-Replace	369.0	$ -	$ -	$ -	$ -	$ -	$ -	$ -
1143	622000879	NEW-13363	ANT Green Meadow Subdivision	FP-NMG Dist Specifics-New	376.1	$ -	$ -	$ -	$ -	$ -	$ -	$ -
1144	622000879	NEW-13363	ANT Green Meadow Subdivision	FP-NMG Dist Specifics-New	376.2	$ -	$ -	$ -	$ -	$ -	$ -	$ -
1145	622000879	NEW-13363	ANT Green Meadow Subdivision	FP-NMG Dist Specifics-New	376.4	$ -	$ -	$ -	$ -	$ -	$ -	$ -
1146	627000880	PRE-09070	Eunice PVC Replacement	FP-NMG Dist Mains-Replace	376.1	$ -	$ -	$ -	$ -	$ -	$ -	$ -
1147	627000880	PRE-09070	Eunice PVC Replacement	FP-NMG Dist Mains-Replace	376.2	$ -	$ -	$ -	$ -	$ -	$ -	$ -
1148	627000880	PRE-09070	Eunice PVC Replacement	FP-NMG Dist Mains-Replace	376.4	$ -	$ -	$ -	$ -	$ -	$ -	$ -
1149	627000880	PRE-09070	Eunice PVC Replacement	FP-NMG Dist Mains-Replace	380.0	$ -	$ -	$ -	$ -	$ -	$ -	$ -
1150	627000881	PRE-08380	Oil Center Bare Main Replacement-Eunice	FP-NMG Dist Specific-Replace	376.1	$ -	$ -	$ -	$ -	$ -	$ -	$ -
1151	627000881	PRE-08380	Oil Center Bare Main Replacement-Eunice	FP-NMG Dist Specific-Replace	376.2	$ -	$ -	$ -	$ -	$ -	$ -	$ -
1152	627000881	PRE-08380	Oil Center Bare Main Replacement-Eunice	FP-NMG Dist Specific-Replace	376.4	$ -	$ -	$ -	$ -	$ -	$ -	$ -
1153	627000881	PRE-08380	Oil Center Bare Main Replacement-Eunice	FP-NMG Dist Specific-Replace	380.0	$ -	$ -	$ -	$ -	$ -	$ -	$ -
1154	610000882	NCP-13487	2019 CRM (BANNER) FUNCTIONAL ENHANCEMENTS	FP-NMG Intangible	303.3	$ -	$ -	$ -	$ -	$ -	$ -	$ -
1155	660000884	NEW-12603	Purchase Santa Fe Serv Ctr & Land	FP-NMG Land_Structures&Improven	390.0	$ -	$ -	$ -	$ -	$ -	$ -	$ -
1156	T610000885	NCP-12587	CNG Trailer Units	FP-NMG Tools, Shop & Garage Equip	394.0	$ -	$ -	$ -	$ -	$ -	$ -	$ -
1157	685000888	NEW-13284	Acoma	FP-NMG Dist Specifics-New	376.1	$ -	$ -	$ -	$ -	$ -	$ -	$ -
1158	685000888	NEW-13284	Acoma	FP-NMG Dist Specifics-New	376.2	$ -	$ -	$ -	$ -	$ -	$ -	$ -
1159	685000888	NEW-13284	Acoma	FP-NMG Dist Specifics-New	376.4	$ -	$ -	$ -	$ -	$ -	$ -	$ -
1160	610000889	NCP-13807	MiniCluster Hardware Synchronization	FP-NMG Office Furn & Equip	391.2	$ -	$ -	$ -	$ -	$ -	$ -	$ -
1161	610000889	NCP-13807	MiniCluster Hardware Synchronization	FP-NMG Office Furn & Equip	397.0	$ -	$ -	$ -	$ -	$ -	$ -	$ -
1162	610000889	NCP-13807	MiniCluster Hardware Synchronization	FP-NMG Office Furn & Equip	398.0	$ -	$ -	$ -	$ -	$ -	$ -	$ -
1163	T610000891	TEMP	Sandia Pueblo border station	FP-NMG Transm Stations-Replace	368.0	$ -	$ -	$ -	$ -	$ -	$ -	$ -
1164	T610000891	TEMP	Sandia Pueblo border station	FP-NMG Transm Stations-Replace	369.0	$ -	$ -	$ -	$ -	$ -	$ -	$ -
1165	T610000892	PRE-08686	San Felipe Pueblo Casino Mtr Stat	FP-NMG Transm Stations-Replace	368.0	$ -	$ -	$ -	$ -	$ -	$ -	$ -
1166	T610000892	PRE-08686	San Felipe Pueblo Casino Mtr Stat	FP-NMG Transm Stations-Replace	369.0	$ -	$ -	$ -	$ -	$ -	$ -	$ -
1167	680000905	PRE-08943	NW Farmington - Spencerville Reg Station Rebuild	FP-NMG Dist Specific-Replace	376.1	$ -	$ -	$ -	$ -	$ -	$ -	$ -
1168	680000905	PRE-08943	NW Farmington - Spencerville Reg Station Rebuild	FP-NMG Dist Specific-Replace	376.2	$ -	$ -	$ -	$ -	$ -	$ -	$ -
1169	680000905	PRE-08943	NW Farmington - Spencerville Reg Station Rebuild	FP-NMG Dist Specific-Replace	376.4	$ -	$ -	$ -	$ -	$ -	$ -	$ -
1170	680000905	PRE-08943	NW Farmington - Spencerville Reg Station Rebuild	FP-NMG Dist Specific-Replace	380.0	$ -	$ -	$ -	$ -	$ -	$ -	$ -
1171	685000906	PRE-09021	NW Grants - Old Laguna New Housing Reg Station Rebuild	FP-NMG Dist Specific-Replace	376.1	$ -	$ -	$ -	$ -	$ -	$ -	$ -
1172	685000906	PRE-09021	NW Grants - Old Laguna New Housing Reg Station Rebuild	FP-NMG Dist Specific-Replace	376.2	$ -	$ -	$ -	$ -	$ -	$ -	$ -
1173	685000906	PRE-09021	NW Grants - Old Laguna New Housing Reg Station Rebuild	FP-NMG Dist Specific-Replace	376.4	$ -	$ -	$ -	$ -	$ -	$ -	$ -
1174	685000906	PRE-09021	NW Grants - Old Laguna New Housing Reg Station Rebuild	FP-NMG Dist Specific-Replace	380.0	$ -	$ -	$ -	$ -	$ -	$ -	$ -
1175	610000907	NCP-13827	Purchase Golf Cart for Security	FP-NMG Transportation Equipment	392.0	$ -	$ -	$ -	$ -	$ -	$ -	$ -
1176	610000907	NCP-13827	Purchase Golf Cart for Security	FP-NMG Transportation Equipment	392.1	$ -	$ -	$ -	$ -	$ -	$ -	$ -
1177	610000907	NCP-13827	Purchase Golf Cart for Security	FP-NMG Transportation Equipment	392.2	$ -	$ -	$ -	$ -	$ -	$ -	$ -
1178	610000907	NCP-13827	Purchase Golf Cart for Security	FP-NMG Transportation Equipment	392.3	$ -	$ -	$ -	$ -	$ -	$ -	$ -
1179	610000908	NEW-13163	Welding Shop Exhaust System Upgrade	FP-NMG Land_Structures&Improven	390.0	$ -	$ -	$ -	$ -	$ -	$ -	$ -

Sponsored by NMGC Witness Erik C. Buchanan

WP Plant 2 Clearings

NEW MEXICO GAS COMPANY, INC.

Plant Gross Activity
Base Period - 12 Months Ending March 31, 2023
Future Test Year - 12 Months Ending September 30, 2025

	A	B	C	D	E	M	N	O	P	Q	R	S	T
3	Investment Number	FP Number	Investment Name	FP Type	FERC Account	11/30/2023	12/31/2023	1/31/2024	2/29/2024	3/31/2024	4/30/2024	5/31/2024	6/30/2024
1124	T621000867	PRE-09460	RSV Helstf BV Setting #4- MP 42.5 Alamo ML (2020)	FP-NMG Transm Specific-Replace	367.1	$ -	$ -	$ -	$ -	$ -	$ -	$ -	$ -
1125	T621000867	PRE-09460	RSV Helstf BV Setting #4- MP 42.5 Alamo ML (2020)	FP-NMG Transm Specific-Replace	368.0	$ -	$ -	$ -	$ -	$ -	$ -	$ -	$ -
1126	T621000867	PRE-09460	RSV Helstf BV Setting #4- MP 42.5 Alamo ML (2020)	FP-NMG Transm Specific-Replace	369.0	$ -	$ -	$ -	$ -	$ -	$ -	$ -	$ -
1127	T621000868	PRE-08801	White Sands Lateral Take Off - MP 23.8 RSV (2020)	FP-NMG Transm Specific-Replace	367.1	$ -	$ -	$ -	$ -	$ -	$ -	$ -	$ -
1128	T621000868	PRE-08801	White Sands Lateral Take Off - MP 23.8 RSV (2020)	FP-NMG Transm Specific-Replace	368.0	$ -	$ -	$ -	$ -	$ -	$ -	$ -	$ -
1129	T621000868	PRE-08801	White Sands Lateral Take Off - MP 23.8 RSV (2020)	FP-NMG Transm Specific-Replace	369.0	$ -	$ -	$ -	$ -	$ -	$ -	$ -	$ -
1130	T680000869	TEMP	RSV - ABQ ML - Lybrook Tie in BV #9 - MP 47.47	FP-NMG Transm Specific-Replace	367.1	$ -	$ -	$ -	$ -	$ -	$ -	$ -	$ -
1131	T680000869	TEMP	RSV - ABQ ML - Lybrook Tie in BV #9 - MP 47.47	FP-NMG Transm Specific-Replace	368.0	$ -	$ -	$ -	$ -	$ -	$ -	$ -	$ -
1132	T680000869	TEMP	RSV - ABQ ML - Lybrook Tie in BV #9 - MP 47.47	FP-NMG Transm Specific-Replace	369.0	$ -	$ -	$ -	$ -	$ -	$ -	$ -	$ -
1133	T624000870	PRE-08809	RSV - Eunice Take-off	FP-NMG Transm Specific-Replace	367.1	$ -	$ -	$ -	$ -	$ -	$ -	$ -	$ -
1134	T624000870	PRE-08809	RSV - Eunice Take-off	FP-NMG Transm Specific-Replace	368.0	$ -	$ -	$ -	$ -	$ -	$ -	$ -	$ -
1135	T624000870	PRE-08809	RSV - Eunice Take-off	FP-NMG Transm Specific-Replace	369.0	$ -	$ -	$ -	$ -	$ -	$ -	$ -	$ -
1136	T621000871	PRE-08805	RSV - TorC ML - Akela Compressor - mp0.5	FP-NMG Transm Specific-Replace	367.1	$ -	$ -	$ -	$ -	$ -	$ -	$ -	$ -
1137	T621000871	PRE-08805	RSV - TorC ML - Akela Compressor - mp0.5	FP-NMG Transm Specific-Replace	368.0	$ -	$ -	$ -	$ -	$ -	$ -	$ -	$ -
1138	T621000871	PRE-08805	RSV - TorC ML - Akela Compressor - mp0.5	FP-NMG Transm Specific-Replace	369.0	$ -	$ -	$ -	$ -	$ -	$ -	$ -	$ -
1139	601000877	NCP-13507	Itron FCS Upgrade	FP-NMG Intangible	303.3	$ -	$ -	$ -	$ -	$ -	$ -	$ -	$ -
1140	T624000878	PRE-08360	Lea Co PLC Upgrade	FP-NMG Transm Specific-Replace	367.1	$ -	$ -	$ -	$ -	$ -	$ -	$ -	$ -
1141	T624000878	PRE-08360	Lea Co PLC Upgrade	FP-NMG Transm Specific-Replace	368.0	$ -	$ -	$ -	$ -	$ -	$ -	$ -	$ -
1142	T624000878	PRE-08360	Lea Co PLC Upgrade	FP-NMG Transm Specific-Replace	369.0	$ -	$ -	$ -	$ -	$ -	$ -	$ -	$ -
1143	622000879	NEW-13363	ANT Green Meadow Subdivision	FP-NMG Dist Specifics-New	376.1	$ -	$ -	$ -	$ -	$ -	$ -	$ -	$ -
1144	622000879	NEW-13363	ANT Green Meadow Subdivision	FP-NMG Dist Specifics-New	376.2	$ -	$ -	$ -	$ -	$ -	$ -	$ -	$ -
1145	622000879	NEW-13363	ANT Green Meadow Subdivision	FP-NMG Dist Specifics-New	376.4	$ -	$ -	$ -	$ -	$ -	$ -	$ -	$ -
1146	627000880	PRE-09070	Eunice PVC Replacement	FP-NMG Dist Mains-Replace	376.1	$ -	$ -	$ -	$ -	$ -	$ -	$ -	$ -
1147	627000880	PRE-09070	Eunice PVC Replacement	FP-NMG Dist Mains-Replace	376.2	$ -	$ -	$ -	$ -	$ -	$ -	$ -	$ -
1148	627000880	PRE-09070	Eunice PVC Replacement	FP-NMG Dist Mains-Replace	376.4	$ -	$ -	$ -	$ -	$ -	$ -	$ -	$ -
1149	627000880	PRE-09070	Eunice PVC Replacement	FP-NMG Dist Mains-Replace	380.0	$ -	$ -	$ -	$ -	$ -	$ -	$ -	$ -
1150	627000881	PRE-08380	Oil Center Bare Main Replacement-Eunice	FP-NMG Dist Specific-Replace	376.1	$ -	$ -	$ -	$ -	$ -	$ -	$ -	$ -
1151	627000881	PRE-08380	Oil Center Bare Main Replacement-Eunice	FP-NMG Dist Specific-Replace	376.2	$ -	$ -	$ -	$ -	$ -	$ -	$ -	$ -
1152	627000881	PRE-08380	Oil Center Bare Main Replacement-Eunice	FP-NMG Dist Specific-Replace	376.4	$ -	$ -	$ -	$ -	$ -	$ -	$ -	$ -
1153	627000881	PRE-08380	Oil Center Bare Main Replacement-Eunice	FP-NMG Dist Specific-Replace	380.0	$ -	$ -	$ -	$ -	$ -	$ -	$ -	$ -
1154	610000882	NCP-13487	2019 CRM (BANNER) FUNCTIONAL ENHANCEMENTS	FP-NMG Intangible	303.3	$ -	$ -	$ -	$ -	$ -	$ -	$ -	$ -
1155	660000884	NEW-12603	Purchase Santa Fe Serv Ctr & Land	FP-NMG Land_Structures&Improven	390.0	$ -	$ -	$ -	$ -	$ -	$ -	$ -	$ -
1156	T610000885	NCP-12587	CNG Trailer Units	FP-NMG Tools, Shop & Garage Equip	394.0	$ -	$ -	$ -	$ -	$ -	$ -	$ -	$ -
1157	685000888	NEW-13284	Acoma	FP-NMG Dist Specifics-New	376.1	$ -	$ -	$ -	$ -	$ -	$ -	$ -	$ -
1158	685000888	NEW-13284	Acoma	FP-NMG Dist Specifics-New	376.2	$ -	$ -	$ -	$ -	$ -	$ -	$ -	$ -
1159	685000888	NEW-13284	Acoma	FP-NMG Dist Specifics-New	376.4	$ -	$ -	$ -	$ -	$ -	$ -	$ -	$ -
1160	610000889	NCP-13807	MiniCluster Hardware Synchronization	FP-NMG Office Furn & Equip	391.2	$ -	$ -	$ -	$ -	$ -	$ -	$ -	$ -
1161	610000889	NCP-13807	MiniCluster Hardware Synchronization	FP-NMG Office Furn & Equip	397.0	$ -	$ -	$ -	$ -	$ -	$ -	$ -	$ -
1162	610000889	NCP-13807	MiniCluster Hardware Synchronization	FP-NMG Office Furn & Equip	398.0	$ -	$ -	$ -	$ -	$ -	$ -	$ -	$ -
1163	T610000891	TEMP	Sandia Pueblo border station	FP-NMG Transm Stations-Replace	368.0	$ -	$ -	$ -	$ -	$ -	$ -	$ -	$ -
1164	T610000891	TEMP	Sandia Pueblo border station	FP-NMG Transm Stations-Replace	369.0	$ -	$ -	$ -	$ -	$ -	$ -	$ -	$ -
1165	T610000892	PRE-08686	San Felipe Pueblo Casino Mtr Stat	FP-NMG Transm Stations-Replace	368.0	$ -	$ -	$ -	$ -	$ -	$ -	$ -	$ -
1166	T610000892	PRE-08686	San Felipe Pueblo Casino Mtr Stat	FP-NMG Transm Stations-Replace	369.0	$ -	$ -	$ -	$ -	$ -	$ -	$ -	$ -
1167	680000905	PRE-08943	NW Farmington - Spencerville Reg Station Rebuild	FP-NMG Dist Specific-Replace	376.1	$ -	$ -	$ -	$ -	$ -	$ -	$ -	$ -
1168	680000905	PRE-08943	NW Farmington - Spencerville Reg Station Rebuild	FP-NMG Dist Specific-Replace	376.2	$ -	$ -	$ -	$ -	$ -	$ -	$ -	$ -
1169	680000905	PRE-08943	NW Farmington - Spencerville Reg Station Rebuild	FP-NMG Dist Specific-Replace	376.4	$ -	$ -	$ -	$ -	$ -	$ -	$ -	$ -
1170	680000905	PRE-08943	NW Farmington - Spencerville Reg Station Rebuild	FP-NMG Dist Specific-Replace	380.0	$ -	$ -	$ -	$ -	$ -	$ -	$ -	$ -
1171	685000906	PRE-09021	NW Grants - Old Laguna New Housing Reg Station Rebuild	FP-NMG Dist Specific-Replace	376.1	$ 12,210	$ -	$ -	$ -	$ -	$ -	$ -	$ -
1172	685000906	PRE-09021	NW Grants - Old Laguna New Housing Reg Station Rebuild	FP-NMG Dist Specific-Replace	376.2	$ 85,468	$ -	$ -	$ -	$ -	$ -	$ -	$ -
1173	685000906	PRE-09021	NW Grants - Old Laguna New Housing Reg Station Rebuild	FP-NMG Dist Specific-Replace	376.4	$ 6,105	$ -	$ -	$ -	$ -	$ -	$ -	$ -
1174	685000906	PRE-09021	NW Grants - Old Laguna New Housing Reg Station Rebuild	FP-NMG Dist Specific-Replace	380.0	$ 18,314	$ -	$ -	$ -	$ -	$ -	$ -	$ -
1175	610000907	NCP-13827	Purchase Golf Cart for Security	FP-NMG Transportation Equipment	392.0	$ -	$ -	$ -	$ -	$ -	$ -	$ -	$ -
1176	610000907	NCP-13827	Purchase Golf Cart for Security	FP-NMG Transportation Equipment	392.1	$ -	$ -	$ -	$ -	$ -	$ -	$ -	$ -
1177	610000907	NCP-13827	Purchase Golf Cart for Security	FP-NMG Transportation Equipment	392.2	$ -	$ -	$ -	$ -	$ -	$ -	$ -	$ -
1178	610000907	NCP-13827	Purchase Golf Cart for Security	FP-NMG Transportation Equipment	392.3	$ -	$ -	$ -	$ -	$ -	$ -	$ -	$ -
1179	610000908	NEW-13163	Welding Shop Exhaust System Upgrade	FP-NMG Land_Structures&Improven	390.0	$ -	$ -	$ -	$ -	$ -	$ -	$ -	$ -

NEW MEXICO GAS COMPANY, INC.

Plant Gross Activity
Base Period - 12 Months Ending March 31, 2023
Future Test Year - 12 Months Ending September 30, 2025

	A	B	C	D	E	U	V	W	X	Y	Z	AA
3	Investment Number	FP Number	Investment Name	FP Type	FERC Account	7/31/2024	8/31/2024	9/30/2024	10/31/2024	11/30/2024	12/31/2024	1/31/2025
1124	T621000867	PRE-09460	RSV Helstf BV Setting #4- MP 42.5 Alamo ML (2020)	FP-NMG Transm Specific-Replace	367.1	$ -	$ -	$ -	$ -	$ -	$ -	$ -
1125	T621000867	PRE-09460	RSV Helstf BV Setting #4- MP 42.5 Alamo ML (2020)	FP-NMG Transm Specific-Replace	368.0	$ -	$ -	$ -	$ -	$ -	$ -	$ -
1126	T621000867	PRE-09460	RSV Helstf BV Setting #4- MP 42.5 Alamo ML (2020)	FP-NMG Transm Specific-Replace	369.0	$ -	$ -	$ -	$ -	$ -	$ -	$ -
1127	T621000868	PRE-08801	White Sands Lateral Take Off - MP 23.8 RSV (2020)	FP-NMG Transm Specific-Replace	367.1	$ -	$ -	$ -	$ -	$ -	$ -	$ -
1128	T621000868	PRE-08801	White Sands Lateral Take Off - MP 23.8 RSV (2020)	FP-NMG Transm Specific-Replace	368.0	$ -	$ -	$ -	$ -	$ -	$ -	$ -
1129	T621000868	PRE-08801	White Sands Lateral Take Off - MP 23.8 RSV (2020)	FP-NMG Transm Specific-Replace	369.0	$ -	$ -	$ -	$ -	$ -	$ -	$ -
1130	T680000869	TEMP	RSV - ABQ ML - Lybrook Tie in BV #9 - MP 47.47	FP-NMG Transm Specific-Replace	367.1	$ -	$ -	$ -	$ -	$ -	$ -	$ -
1131	T680000869	TEMP	RSV - ABQ ML - Lybrook Tie in BV #9 - MP 47.47	FP-NMG Transm Specific-Replace	368.0	$ -	$ -	$ -	$ -	$ -	$ -	$ -
1132	T680000869	TEMP	RSV - ABQ ML - Lybrook Tie in BV #9 - MP 47.47	FP-NMG Transm Specific-Replace	369.0	$ -	$ -	$ -	$ -	$ -	$ -	$ -
1133	T624000870	PRE-08809	RSV - Eunice Take-off	FP-NMG Transm Specific-Replace	367.1	$ -	$ -	$ -	$ -	$ -	$ -	$ -
1134	T624000870	PRE-08809	RSV - Eunice Take-off	FP-NMG Transm Specific-Replace	368.0	$ -	$ -	$ -	$ -	$ -	$ -	$ -
1135	T624000870	PRE-08809	RSV - Eunice Take-off	FP-NMG Transm Specific-Replace	369.0	$ -	$ -	$ -	$ -	$ -	$ -	$ -
1136	T621000871	PRE-08805	RSV - TorC ML - Akela Compressor - mp0.5	FP-NMG Transm Specific-Replace	367.1	$ -	$ -	$ -	$ -	$ -	$ -	$ -
1137	T621000871	PRE-08805	RSV - TorC ML - Akela Compressor - mp0.5	FP-NMG Transm Specific-Replace	368.0	$ -	$ -	$ -	$ -	$ -	$ -	$ -
1138	T621000871	PRE-08805	RSV - TorC ML - Akela Compressor - mp0.5	FP-NMG Transm Specific-Replace	369.0	$ -	$ -	$ -	$ -	$ -	$ -	$ -
1139	601000877	NCP-13507	Itron FCS Upgrade	FP-NMG Intangible	303.3	$ -	$ -	$ -	$ -	$ -	$ -	$ -
1140	T624000878	PRE-08360	Lea Co PLC Upgrade	FP-NMG Transm Specific-Replace	367.1	$ -	$ -	$ -	$ -	$ -	$ -	$ -
1141	T624000878	PRE-08360	Lea Co PLC Upgrade	FP-NMG Transm Specific-Replace	368.0	$ -	$ -	$ -	$ -	$ -	$ -	$ -
1142	T624000878	PRE-08360	Lea Co PLC Upgrade	FP-NMG Transm Specific-Replace	369.0	$ -	$ -	$ -	$ -	$ -	$ -	$ -
1143	622000879	NEW-13363	ANT Green Meadow Subdivision	FP-NMG Dist Specifics-New	376.1	$ -	$ -	$ -	$ -	$ -	$ -	$ -
1144	622000879	NEW-13363	ANT Green Meadow Subdivision	FP-NMG Dist Specifics-New	376.2	$ -	$ -	$ -	$ -	$ -	$ -	$ -
1145	622000879	NEW-13363	ANT Green Meadow Subdivision	FP-NMG Dist Specifics-New	376.4	$ -	$ -	$ -	$ -	$ -	$ -	$ -
1146	627000880	PRE-09070	Eunice PVC Replacement	FP-NMG Dist Mains-Replace	376.1	$ -	$ -	$ -	$ -	$ -	$ -	$ -
1147	627000880	PRE-09070	Eunice PVC Replacement	FP-NMG Dist Mains-Replace	376.2	$ -	$ -	$ -	$ -	$ -	$ -	$ -
1148	627000880	PRE-09070	Eunice PVC Replacement	FP-NMG Dist Mains-Replace	376.4	$ -	$ -	$ -	$ -	$ -	$ -	$ -
1149	627000880	PRE-09070	Eunice PVC Replacement	FP-NMG Dist Mains-Replace	380.0	$ -	$ -	$ -	$ -	$ -	$ -	$ -
1150	627000881	PRE-08380	Oil Center Bare Main Replacement-Eunice	FP-NMG Dist Specific-Replace	376.1	$ -	$ -	$ -	$ -	$ -	$ -	$ -
1151	627000881	PRE-08380	Oil Center Bare Main Replacement-Eunice	FP-NMG Dist Specific-Replace	376.2	$ -	$ -	$ -	$ -	$ -	$ -	$ -
1152	627000881	PRE-08380	Oil Center Bare Main Replacement-Eunice	FP-NMG Dist Specific-Replace	376.4	$ -	$ -	$ -	$ -	$ -	$ -	$ -
1153	627000881	PRE-08380	Oil Center Bare Main Replacement-Eunice	FP-NMG Dist Specific-Replace	380.0	$ -	$ -	$ -	$ -	$ -	$ -	$ -
1154	610000882	NCP-13487	2019 CRM (BANNER) FUNCTIONAL ENHANCEMENTS	FP-NMG Intangible	303.3	$ -	$ -	$ -	$ -	$ -	$ -	$ -
1155	660000884	NEW-12603	Purchase Santa Fe Serv Ctr & Land	FP-NMG Land_Structures&Improven	390.0	$ -	$ -	$ -	$ -	$ -	$ -	$ -
1156	T610000885	NCP-12587	CNG Trailer Units	FP-NMG Tools, Shop & Garage Equip	394.0	$ -	$ -	$ -	$ -	$ -	$ -	$ -
1157	685000888	NEW-13284	Acoma	FP-NMG Dist Specifics-New	376.1	$ -	$ -	$ -	$ -	$ -	$ -	$ -
1158	685000888	NEW-13284	Acoma	FP-NMG Dist Specifics-New	376.2	$ -	$ -	$ -	$ -	$ -	$ -	$ -
1159	685000888	NEW-13284	Acoma	FP-NMG Dist Specifics-New	376.4	$ -	$ -	$ -	$ -	$ -	$ -	$ -
1160	610000889	NCP-13807	MiniCluster Hardware Synchronization	FP-NMG Office Furn & Equip	391.2	$ -	$ -	$ -	$ -	$ -	$ -	$ -
1161	610000889	NCP-13807	MiniCluster Hardware Synchronization	FP-NMG Office Furn & Equip	397.0	$ -	$ -	$ -	$ -	$ -	$ -	$ -
1162	610000889	NCP-13807	MiniCluster Hardware Synchronization	FP-NMG Office Furn & Equip	398.0	$ -	$ -	$ -	$ -	$ -	$ -	$ -
1163	T610000891	TEMP	Sandia Pueblo border station	FP-NMG Transm Stations-Replace	368.0	$ -	$ -	$ -	$ -	$ -	$ -	$ -
1164	T610000891	TEMP	Sandia Pueblo border station	FP-NMG Transm Stations-Replace	369.0	$ -	$ -	$ -	$ -	$ -	$ -	$ -
1165	T610000892	PRE-08686	San Felipe Pueblo Casino Mtr Stat	FP-NMG Transm Stations-Replace	368.0	$ -	$ -	$ -	$ -	$ -	$ -	$ -
1166	T610000892	PRE-08686	San Felipe Pueblo Casino Mtr Stat	FP-NMG Transm Stations-Replace	369.0	$ -	$ -	$ -	$ -	$ -	$ -	$ -
1167	680000905	PRE-08943	NW Farmington - Spencerville Reg Station Rebuild	FP-NMG Dist Specific-Replace	376.1	$ -	$ -	$ -	$ -	$ -	$ -	$ -
1168	680000905	PRE-08943	NW Farmington - Spencerville Reg Station Rebuild	FP-NMG Dist Specific-Replace	376.2	$ -	$ -	$ -	$ -	$ -	$ -	$ -
1169	680000905	PRE-08943	NW Farmington - Spencerville Reg Station Rebuild	FP-NMG Dist Specific-Replace	376.4	$ -	$ -	$ -	$ -	$ -	$ -	$ -
1170	680000905	PRE-08943	NW Farmington - Spencerville Reg Station Rebuild	FP-NMG Dist Specific-Replace	380.0	$ -	$ -	$ -	$ -	$ -	$ -	$ -
1171	685000906	PRE-09021	NW Grants - Old Laguna New Housing Reg Station Rebuild	FP-NMG Dist Specific-Replace	376.1	$ -	$ -	$ -	$ -	$ -	$ -	$ -
1172	685000906	PRE-09021	NW Grants - Old Laguna New Housing Reg Station Rebuild	FP-NMG Dist Specific-Replace	376.2	$ -	$ -	$ -	$ -	$ -	$ -	$ -
1173	685000906	PRE-09021	NW Grants - Old Laguna New Housing Reg Station Rebuild	FP-NMG Dist Specific-Replace	376.4	$ -	$ -	$ -	$ -	$ -	$ -	$ -
1174	685000906	PRE-09021	NW Grants - Old Laguna New Housing Reg Station Rebuild	FP-NMG Dist Specific-Replace	380.0	$ -	$ -	$ -	$ -	$ -	$ -	$ -
1175	610000907	NCP-13827	Purchase Golf Cart for Security	FP-NMG Transportation Equipment	392.0	$ -	$ -	$ -	$ -	$ -	$ -	$ -
1176	610000907	NCP-13827	Purchase Golf Cart for Security	FP-NMG Transportation Equipment	392.1	$ -	$ -	$ -	$ -	$ -	$ -	$ -
1177	610000907	NCP-13827	Purchase Golf Cart for Security	FP-NMG Transportation Equipment	392.2	$ -	$ -	$ -	$ -	$ -	$ -	$ -
1178	610000907	NCP-13827	Purchase Golf Cart for Security	FP-NMG Transportation Equipment	392.3	$ -	$ -	$ -	$ -	$ -	$ -	$ -
1179	610000908	NEW-13163	Welding Shop Exhaust System Upgrade	FP-NMG Land_Structures&Improven	390.0	$ -	$ -	$ -	$ -	$ -	$ -	$ -

NEW MEXICO GAS COMPANY, INC.

Plant Gross Activity
Base Period - 12 Months Ending March 31, 2023
Future Test Year - 12 Months Ending September 30, 2025

	A	B	C	D	E	AB	AC	AD	AE	AF	AG	AH	AI
3	Investment Number	FP Number	Investment Name	FP Type	FERC Account	2/28/2025	3/31/2025	4/30/2025	5/31/2025	6/30/2025	7/31/2025	8/31/2025	9/30/2025
1124	T621000867	PRE-09460	RSV Helstf BV Setting #4- MP 42.5 Alamo ML (2020)	FP-NMG Transm Specific-Replace	367.1	$ -	$ -	$ -	$ -	$ -	$ -	$ -	$ -
1125	T621000867	PRE-09460	RSV Helstf BV Setting #4- MP 42.5 Alamo ML (2020)	FP-NMG Transm Specific-Replace	368.0	$ -	$ -	$ -	$ -	$ -	$ -	$ -	$ -
1126	T621000867	PRE-09460	RSV Helstf BV Setting #4- MP 42.5 Alamo ML (2020)	FP-NMG Transm Specific-Replace	369.0	$ -	$ -	$ -	$ -	$ -	$ -	$ -	$ -
1127	T621000868	PRE-08801	White Sands Lateral Take Off - MP 23.8 RSV (2020)	FP-NMG Transm Specific-Replace	367.1	$ -	$ -	$ -	$ -	$ -	$ -	$ -	$ -
1128	T621000868	PRE-08801	White Sands Lateral Take Off - MP 23.8 RSV (2020)	FP-NMG Transm Specific-Replace	368.0	$ -	$ -	$ -	$ -	$ -	$ -	$ -	$ -
1129	T621000868	PRE-08801	White Sands Lateral Take Off - MP 23.8 RSV (2020)	FP-NMG Transm Specific-Replace	369.0	$ -	$ -	$ -	$ -	$ -	$ -	$ -	$ -
1130	T680000869	TEMP	RSV - ABQ ML - Lybrook Tie in BV #9 - MP 47.47	FP-NMG Transm Specific-Replace	367.1	$ -	$ -	$ -	$ -	$ -	$ -	$ -	$ -
1131	T680000869	TEMP	RSV - ABQ ML - Lybrook Tie in BV #9 - MP 47.47	FP-NMG Transm Specific-Replace	368.0	$ -	$ -	$ -	$ -	$ -	$ -	$ -	$ -
1132	T680000869	TEMP	RSV - ABQ ML - Lybrook Tie in BV #9 - MP 47.47	FP-NMG Transm Specific-Replace	369.0	$ -	$ -	$ -	$ -	$ -	$ -	$ -	$ -
1133	T624000870	PRE-08809	RSV - Eunice Take-off	FP-NMG Transm Specific-Replace	367.1	$ -	$ -	$ -	$ -	$ -	$ -	$ -	$ -
1134	T624000870	PRE-08809	RSV - Eunice Take-off	FP-NMG Transm Specific-Replace	368.0	$ -	$ -	$ -	$ -	$ -	$ -	$ -	$ -
1135	T624000870	PRE-08809	RSV - Eunice Take-off	FP-NMG Transm Specific-Replace	369.0	$ -	$ -	$ -	$ -	$ -	$ -	$ -	$ -
1136	T621000871	PRE-08805	RSV - TorC ML - Akela Compressor - mp0.5	FP-NMG Transm Specific-Replace	367.1	$ -	$ -	$ -	$ -	$ -	$ -	$ -	$ -
1137	T621000871	PRE-08805	RSV - TorC ML - Akela Compressor - mp0.5	FP-NMG Transm Specific-Replace	368.0	$ -	$ -	$ -	$ -	$ -	$ -	$ -	$ -
1138	T621000871	PRE-08805	RSV - TorC ML - Akela Compressor - mp0.5	FP-NMG Transm Specific-Replace	369.0	$ -	$ -	$ -	$ -	$ -	$ -	$ -	$ -
1139	601000877	NCP-13507	Itron FCS Upgrade	FP-NMG Intangible	303.3	$ -	$ -	$ -	$ -	$ -	$ -	$ -	$ -
1140	T624000878	PRE-08360	Lea Co PLC Upgrade	FP-NMG Transm Specific-Replace	367.1	$ -	$ -	$ -	$ -	$ -	$ -	$ -	$ -
1141	T624000878	PRE-08360	Lea Co PLC Upgrade	FP-NMG Transm Specific-Replace	368.0	$ -	$ -	$ -	$ -	$ -	$ -	$ -	$ -
1142	T624000878	PRE-08360	Lea Co PLC Upgrade	FP-NMG Transm Specific-Replace	369.0	$ -	$ -	$ -	$ -	$ -	$ -	$ -	$ -
1143	622000879	NEW-13363	ANT Green Meadow Subdivision	FP-NMG Dist Specifics-New	376.1	$ -	$ -	$ -	$ -	$ -	$ -	$ -	$ -
1144	622000879	NEW-13363	ANT Green Meadow Subdivision	FP-NMG Dist Specifics-New	376.2	$ -	$ -	$ -	$ -	$ -	$ -	$ -	$ -
1145	622000879	NEW-13363	ANT Green Meadow Subdivision	FP-NMG Dist Specifics-New	376.4	$ -	$ -	$ -	$ -	$ -	$ -	$ -	$ -
1146	627000880	PRE-09070	Eunice PVC Replacement	FP-NMG Dist Mains-Replace	376.1	$ -	$ -	$ -	$ -	$ -	$ -	$ -	$ -
1147	627000880	PRE-09070	Eunice PVC Replacement	FP-NMG Dist Mains-Replace	376.2	$ -	$ -	$ -	$ -	$ -	$ -	$ -	$ -
1148	627000880	PRE-09070	Eunice PVC Replacement	FP-NMG Dist Mains-Replace	376.4	$ -	$ -	$ -	$ -	$ -	$ -	$ -	$ -
1149	627000880	PRE-09070	Eunice PVC Replacement	FP-NMG Dist Mains-Replace	380.0	$ -	$ -	$ -	$ -	$ -	$ -	$ -	$ -
1150	627000881	PRE-08380	Oil Center Bare Main Replacement-Eunice	FP-NMG Dist Specific-Replace	376.1	$ -	$ -	$ -	$ -	$ -	$ -	$ -	$ -
1151	627000881	PRE-08380	Oil Center Bare Main Replacement-Eunice	FP-NMG Dist Specific-Replace	376.2	$ -	$ -	$ -	$ -	$ -	$ -	$ -	$ -
1152	627000881	PRE-08380	Oil Center Bare Main Replacement-Eunice	FP-NMG Dist Specific-Replace	376.4	$ -	$ -	$ -	$ -	$ -	$ -	$ -	$ -
1153	627000881	PRE-08380	Oil Center Bare Main Replacement-Eunice	FP-NMG Dist Specific-Replace	380.0	$ -	$ -	$ -	$ -	$ -	$ -	$ -	$ -
1154	610000882	NCP-13487	2019 CRM (BANNER) FUNCTIONAL ENHANCEMENTS	FP-NMG Intangible	303.3	$ -	$ -	$ -	$ -	$ -	$ -	$ -	$ -
1155	660000884	NEW-12603	Purchase Santa Fe Serv Ctr & Land	FP-NMG Land_Structures&Improven	390.0	$ -	$ -	$ -	$ -	$ -	$ -	$ -	$ -
1156	T610000885	NCP-12587	CNG Trailer Units	FP-NMG Tools, Shop & Garage Equip	394.0	$ -	$ -	$ -	$ -	$ -	$ -	$ -	$ -
1157	685000888	NEW-13284	Acoma	FP-NMG Dist Specifics-New	376.1	$ -	$ -	$ -	$ -	$ -	$ -	$ -	$ -
1158	685000888	NEW-13284	Acoma	FP-NMG Dist Specifics-New	376.2	$ -	$ -	$ -	$ -	$ -	$ -	$ -	$ -
1159	685000888	NEW-13284	Acoma	FP-NMG Dist Specifics-New	376.4	$ -	$ -	$ -	$ -	$ -	$ -	$ -	$ -
1160	610000889	NCP-13807	MiniCluster Hardware Synchronization	FP-NMG Office Furn & Equip	391.2	$ -	$ -	$ -	$ -	$ -	$ -	$ -	$ -
1161	610000889	NCP-13807	MiniCluster Hardware Synchronization	FP-NMG Office Furn & Equip	397.0	$ -	$ -	$ -	$ -	$ -	$ -	$ -	$ -
1162	610000889	NCP-13807	MiniCluster Hardware Synchronization	FP-NMG Office Furn & Equip	398.0	$ -	$ -	$ -	$ -	$ -	$ -	$ -	$ -
1163	T610000891	TEMP	Sandia Pueblo border station	FP-NMG Transm Stations-Replace	368.0	$ -	$ -	$ -	$ -	$ -	$ -	$ -	$ -
1164	T610000891	TEMP	Sandia Pueblo border station	FP-NMG Transm Stations-Replace	369.0	$ -	$ -	$ -	$ -	$ -	$ -	$ -	$ -
1165	T610000892	PRE-08686	San Felipe Pueblo Casino Mtr Stat	FP-NMG Transm Stations-Replace	368.0	$ -	$ -	$ -	$ -	$ -	$ -	$ -	$ -
1166	T610000892	PRE-08686	San Felipe Pueblo Casino Mtr Stat	FP-NMG Transm Stations-Replace	369.0	$ -	$ -	$ -	$ -	$ -	$ -	$ -	$ -
1167	680000905	PRE-08943	NW Farmington - Spencerville Reg Station Rebuild	FP-NMG Dist Specific-Replace	376.1	$ -	$ -	$ -	$ -	$ -	$ -	$ -	$ -
1168	680000905	PRE-08943	NW Farmington - Spencerville Reg Station Rebuild	FP-NMG Dist Specific-Replace	376.2	$ -	$ -	$ -	$ -	$ -	$ -	$ -	$ -
1169	680000905	PRE-08943	NW Farmington - Spencerville Reg Station Rebuild	FP-NMG Dist Specific-Replace	376.4	$ -	$ -	$ -	$ -	$ -	$ -	$ -	$ -
1170	680000905	PRE-08943	NW Farmington - Spencerville Reg Station Rebuild	FP-NMG Dist Specific-Replace	380.0	$ -	$ -	$ -	$ -	$ -	$ -	$ -	$ -
1171	685000906	PRE-09021	NW Grants - Old Laguna New Housing Reg Station Rebuild	FP-NMG Dist Specific-Replace	376.1	$ -	$ -	$ -	$ -	$ -	$ -	$ -	$ -
1172	685000906	PRE-09021	NW Grants - Old Laguna New Housing Reg Station Rebuild	FP-NMG Dist Specific-Replace	376.2	$ -	$ -	$ -	$ -	$ -	$ -	$ -	$ -
1173	685000906	PRE-09021	NW Grants - Old Laguna New Housing Reg Station Rebuild	FP-NMG Dist Specific-Replace	376.4	$ -	$ -	$ -	$ -	$ -	$ -	$ -	$ -
1174	685000906	PRE-09021	NW Grants - Old Laguna New Housing Reg Station Rebuild	FP-NMG Dist Specific-Replace	380.0	$ -	$ -	$ -	$ -	$ -	$ -	$ -	$ -
1175	610000907	NCP-13827	Purchase Golf Cart for Security	FP-NMG Transportation Equipment	392.0	$ -	$ -	$ -	$ -	$ -	$ -	$ -	$ -
1176	610000907	NCP-13827	Purchase Golf Cart for Security	FP-NMG Transportation Equipment	392.1	$ -	$ -	$ -	$ -	$ -	$ -	$ -	$ -
1177	610000907	NCP-13827	Purchase Golf Cart for Security	FP-NMG Transportation Equipment	392.2	$ -	$ -	$ -	$ -	$ -	$ -	$ -	$ -
1178	610000907	NCP-13827	Purchase Golf Cart for Security	FP-NMG Transportation Equipment	392.3	$ -	$ -	$ -	$ -	$ -	$ -	$ -	$ -
1179	610000908	NEW-13163	Welding Shop Exhaust System Upgrade	FP-NMG Land_Structures&Improven	390.0	$ -	$ -	$ -	$ -	$ -	$ -	$ -	$ -

NEW MEXICO GAS COMPANY, INC.

Plant Gross Activity
Base Period - 12 Months Ending March 31, 2023
Future Test Year - 12 Months Ending September 30, 2025

	A	B	C	D	E	F	G	H	I	J	K	L
3	Investment Number	FP Number	Investment Name	FP Type	FERC Account	4/30/2023	5/31/2023	6/30/2023	7/31/2023	8/31/2023	9/30/2023	10/31/2023
1180	626000909	NEW-13263	CR5, CR6 and South Prince System Reinforcement 2019	FP-NMG Dist Mains-New	376.2	$ -	$ -	$ -	$ -	$ -	$ -	$ -
1181	680000910	NEW-13306	Mesa Community Mobile Home Park	FP-NMG Dist Specifics-New	376.1	$ -	$ -	$ -	$ -	$ -	$ -	$ -
1182	680000910	NEW-13306	Mesa Community Mobile Home Park	FP-NMG Dist Specifics-New	376.2	$ -	$ -	$ -	$ -	$ -	$ -	$ -
1183	680000910	NEW-13306	Mesa Community Mobile Home Park	FP-NMG Dist Specifics-New	376.4	$ -	$ -	$ -	$ -	$ -	$ -	$ -
1184	633000911	PRE-08124	TOC Dresser/Xtrube Serv Replace	FP-NMG Dist Specific-Replace	376.1	$ -	$ -	$ -	$ -	$ -	$ -	$ -
1185	633000911	PRE-08124	TOC Dresser/Xtrube Serv Replace	FP-NMG Dist Specific-Replace	376.2	$ -	$ -	$ -	$ -	$ -	$ -	$ -
1186	633000911	PRE-08124	TOC Dresser/Xtrube Serv Replace	FP-NMG Dist Specific-Replace	376.4	$ -	$ -	$ -	$ -	$ -	$ -	$ -
1187	633000911	PRE-08124	TOC Dresser/Xtrube Serv Replace	FP-NMG Dist Specific-Replace	380.0	$ -	$ -	$ -	$ -	$ -	$ -	$ -
1188	T660000912	PRE-08980	2019 Pilar Re-route Project Exposure	FP-NMG Transm Specific-Replace	367.1	$ -	$ -	$ -	$ -	$ -	$ -	$ -
1189	T660000912	PRE-08980	2019 Pilar Re-route Project Exposure	FP-NMG Transm Specific-Replace	368.0	$ -	$ -	$ -	$ -	$ -	$ -	$ -
1190	T660000912	PRE-08980	2019 Pilar Re-route Project Exposure	FP-NMG Transm Specific-Replace	369.0	$ -	$ -	$ -	$ -	$ -	$ -	$ -
1191	621000913	TEMP	ABC	FP-NMG Dist Mains-Replace	376.1	$ -	$ -	$ -	$ -	$ -	$ -	$ -
1192	621000913	TEMP	ABC	FP-NMG Dist Mains-Replace	376.2	$ -	$ -	$ -	$ -	$ -	$ -	$ -
1193	621000913	TEMP	ABC	FP-NMG Dist Mains-Replace	376.4	$ -	$ -	$ -	$ -	$ -	$ -	$ -
1194	621000913	TEMP	ABC	FP-NMG Dist Mains-Replace	380.0	$ -	$ -	$ -	$ -	$ -	$ -	$ -
1195	T610000914	PRE-08900	Replace Casing at I25 & Roy Ave	FP-NMG Transm Specific-Replace	367.1	$ -	$ -	$ -	$ -	$ -	$ -	$ -
1196	T610000914	PRE-08900	Replace Casing at I25 & Roy Ave	FP-NMG Transm Specific-Replace	368.0	$ -	$ -	$ -	$ -	$ -	$ -	$ -
1197	T610000914	PRE-08900	Replace Casing at I25 & Roy Ave	FP-NMG Transm Specific-Replace	369.0	$ -	$ -	$ -	$ -	$ -	$ -	$ -
1198	T680000915	PRE-08826	Rebuild Ambrosia Lake Border Station 2020	FP-NMG Transm Specific-Replace	367.1	$ -	$ -	$ -	$ -	$ -	$ -	$ -
1199	T680000915	PRE-08826	Rebuild Ambrosia Lake Border Station 2020	FP-NMG Transm Specific-Replace	368.0	$ -	$ -	$ -	$ -	$ -	$ -	$ -
1200	T680000915	PRE-08826	Rebuild Ambrosia Lake Border Station 2020	FP-NMG Transm Specific-Replace	369.0	$ -	$ -	$ -	$ -	$ -	$ -	$ -
1201	680000916	PRE-08762	NW Farmington - Sandstone Reg Station Rebuild	FP-NMG Dist Specific-Replace	376.1	$ -	$ -	$ -	$ -	$ -	$ -	$ -
1202	680000916	PRE-08762	NW Farmington - Sandstone Reg Station Rebuild	FP-NMG Dist Specific-Replace	376.2	$ -	$ -	$ -	$ -	$ -	$ -	$ -
1203	680000916	PRE-08762	NW Farmington - Sandstone Reg Station Rebuild	FP-NMG Dist Specific-Replace	376.4	$ -	$ -	$ -	$ -	$ -	$ -	$ -
1204	680000916	PRE-08762	NW Farmington - Sandstone Reg Station Rebuild	FP-NMG Dist Specific-Replace	380.0	$ -	$ -	$ -	$ -	$ -	$ -	$ -
1205	680000917	Pre-08721	NW Farmington - Desert Hills Reg Station Rebuild	FP-NMG Dist Specific-Replace	376.1	$ -	$ 7,414	$ -	$ -	$ -	$ -	$ -
1206	680000917	Pre-08721	NW Farmington - Desert Hills Reg Station Rebuild	FP-NMG Dist Specific-Replace	376.2	$ -	$ 51,895	$ -	$ -	$ -	$ -	$ -
1207	680000917	Pre-08721	NW Farmington - Desert Hills Reg Station Rebuild	FP-NMG Dist Specific-Replace	376.4	$ -	$ 3,707	$ -	$ -	$ -	$ -	$ -
1208	680000917	Pre-08721	NW Farmington - Desert Hills Reg Station Rebuild	FP-NMG Dist Specific-Replace	380.0	$ -	$ 11,120	$ -	$ -	$ -	$ -	$ -
1209	601000918	PRE-08907	Farm Tap Modifications- phase I	FP-NMG Dist Specific-Replace	376.1	$ -	$ -	$ -	$ -	$ -	$ -	$ -
1210	601000918	PRE-08907	Farm Tap Modifications- phase I	FP-NMG Dist Specific-Replace	376.2	$ -	$ -	$ -	$ -	$ -	$ -	$ -
1211	601000918	PRE-08907	Farm Tap Modifications- phase I	FP-NMG Dist Specific-Replace	376.4	$ -	$ -	$ -	$ -	$ -	$ -	$ -
1212	601000918	PRE-08907	Farm Tap Modifications- phase I	FP-NMG Dist Specific-Replace	380.0	$ -	$ -	$ -	$ -	$ -	$ -	$ -
1213	685000919	PRE-09020	NW Grants - Grants Border Station Rebuild	FP-NMG Dist Specific-Replace	376.1	$ -	$ -	$ -	$ -	$ -	$ -	$ -
1214	685000919	PRE-09020	NW Grants - Grants Border Station Rebuild	FP-NMG Dist Specific-Replace	376.2	$ -	$ -	$ -	$ -	$ -	$ -	$ -
1215	685000919	PRE-09020	NW Grants - Grants Border Station Rebuild	FP-NMG Dist Specific-Replace	376.4	$ -	$ -	$ -	$ -	$ -	$ -	$ -
1216	685000919	PRE-09020	NW Grants - Grants Border Station Rebuild	FP-NMG Dist Specific-Replace	380.0	$ -	$ -	$ -	$ -	$ -	$ -	$ -
1217	685000921	PRE-08944	NW Grants - Milan Border Station Rebuild	FP-NMG Dist Specific-Replace	376.1	$ -	$ -	$ -	$ -	$ -	$ 11,149	$ -
1218	685000921	PRE-08944	NW Grants - Milan Border Station Rebuild	FP-NMG Dist Specific-Replace	376.2	$ -	$ -	$ -	$ -	$ -	$ 78,043	$ -
1219	685000921	PRE-08944	NW Grants - Milan Border Station Rebuild	FP-NMG Dist Specific-Replace	376.4	$ -	$ -	$ -	$ -	$ -	$ 5,574	$ -
1220	685000921	PRE-08944	NW Grants - Milan Border Station Rebuild	FP-NMG Dist Specific-Replace	380.0	$ -	$ -	$ -	$ -	$ -	$ 16,723	$ -
1221	680000922	PRE-09010	NW Farmington - AMR Project	FP-NMG Dist Residential Mtr-Replac	381.0	$ -	$ -	$ -	$ -	$ -	$ -	$ -
1222	610000923	NEW-14167	ABQ Sunport South Regulator Station	FP-NMG Dist Specifics-New	376.1	$ -	$ -	$ -	$ -	$ -	$ -	$ -
1223	610000923	NEW-14167	ABQ Sunport South Regulator Station	FP-NMG Dist Specifics-New	376.2	$ -	$ -	$ -	$ -	$ -	$ -	$ -
1224	610000923	NEW-14167	ABQ Sunport South Regulator Station	FP-NMG Dist Specifics-New	376.4	$ -	$ -	$ -	$ -	$ -	$ -	$ -
1225	685000924	NEW-14143	NW Grants - New Reg Station in Acoma (Acoma #3)	FP-NMG Dist Specifics-New	376.1	$ -	$ -	$ -	$ -	$ -	$ -	$ -
1226	685000924	NEW-14143	NW Grants - New Reg Station in Acoma (Acoma #3)	FP-NMG Dist Specifics-New	376.2	$ -	$ -	$ -	$ -	$ -	$ -	$ -
1227	685000924	NEW-14143	NW Grants - New Reg Station in Acoma (Acoma #3)	FP-NMG Dist Specifics-New	376.4	$ -	$ -	$ -	$ -	$ -	$ -	$ -
1228	621000925	PRE-09004	ALA 16th St Replacement	FP-NMG Dist Specific-Replace	376.1	$ -	$ -	$ -	$ -	$ -	$ -	$ -
1229	621000925	PRE-09004	ALA 16th St Replacement	FP-NMG Dist Specific-Replace	376.2	$ -	$ -	$ -	$ -	$ -	$ -	$ -
1230	621000925	PRE-09004	ALA 16th St Replacement	FP-NMG Dist Specific-Replace	376.4	$ -	$ -	$ -	$ -	$ -	$ -	$ -
1231	621000925	PRE-09004	ALA 16th St Replacement	FP-NMG Dist Specific-Replace	380.0	$ -	$ -	$ -	$ -	$ -	$ -	$ -
1232	684000926	PRE-09055	NW Gallup - AMR Project	FP-NMG Dist Specific-Replace	376.1	$ -	$ -	$ 52,009	$ -	$ -	$ 24,631	$ -
1233	684000926	PRE-09055	NW Gallup - AMR Project	FP-NMG Dist Specific-Replace	376.2	$ -	$ -	$ 364,064	$ -	$ -	$ 172,418	$ -
1234	684000926	PRE-09055	NW Gallup - AMR Project	FP-NMG Dist Specific-Replace	376.4	$ -	$ -	$ 26,005	$ -	$ -	$ 12,316	$ -
1235	684000926	PRE-09055	NW Gallup - AMR Project	FP-NMG Dist Specific-Replace	380.0	$ -	$ -	$ 78,014	$ -	$ -	$ 36,947	$ -

NEW MEXICO GAS COMPANY, INC.

Plant Gross Activity
Base Period - 12 Months Ending March 31, 2023
Future Test Year - 12 Months Ending September 30, 2025

	A	B	C	D	E	M	N	O	P	Q	R	S	T
3	Investment Number	FP Number	Investment Name	FP Type	FERC Account	11/30/2023	12/31/2023	1/31/2024	2/29/2024	3/31/2024	4/30/2024	5/31/2024	6/30/2024
1180	626000909	NEW-13263	CR5, CR6 and South Prince System Reinforcement 2019	FP-NMG Dist Mains-New	376.2	$ -	$ -	$ -	$ -	$ -	$ -	$ -	$ -
1181	680000910	NEW-13306	Mesa Community Mobile Home Park	FP-NMG Dist Specifics-New	376.1	$ -	$ -	$ -	$ -	$ -	$ -	$ -	$ -
1182	680000910	NEW-13306	Mesa Community Mobile Home Park	FP-NMG Dist Specifics-New	376.2	$ -	$ -	$ -	$ -	$ -	$ -	$ -	$ -
1183	680000910	NEW-13306	Mesa Community Mobile Home Park	FP-NMG Dist Specifics-New	376.4	$ -	$ -	$ -	$ -	$ -	$ -	$ -	$ -
1184	633000911	PRE-08124	TOC Dresser/Xtrube Serv Replace	FP-NMG Dist Specific-Replace	376.1	$ -	$ -	$ -	$ -	$ -	$ -	$ -	$ -
1185	633000911	PRE-08124	TOC Dresser/Xtrube Serv Replace	FP-NMG Dist Specific-Replace	376.2	$ -	$ -	$ -	$ -	$ -	$ -	$ -	$ -
1186	633000911	PRE-08124	TOC Dresser/Xtrube Serv Replace	FP-NMG Dist Specific-Replace	376.4	$ -	$ -	$ -	$ -	$ -	$ -	$ -	$ -
1187	633000911	PRE-08124	TOC Dresser/Xtrube Serv Replace	FP-NMG Dist Specific-Replace	380.0	$ -	$ -	$ -	$ -	$ -	$ -	$ -	$ -
1188	T660000912	PRE-08980	2019 Pilar Re-route Project Exposure	FP-NMG Transm Specific-Replace	367.1	$ -	$ -	$ -	$ -	$ -	$ -	$ -	$ -
1189	T660000912	PRE-08980	2019 Pilar Re-route Project Exposure	FP-NMG Transm Specific-Replace	368.0	$ -	$ -	$ -	$ -	$ -	$ -	$ -	$ -
1190	T660000912	PRE-08980	2019 Pilar Re-route Project Exposure	FP-NMG Transm Specific-Replace	369.0	$ -	$ -	$ -	$ -	$ -	$ -	$ -	$ -
1191	621000913	TEMP	ABC	FP-NMG Dist Mains-Replace	376.1	$ -	$ -	$ -	$ -	$ -	$ -	$ -	$ -
1192	621000913	TEMP	ABC	FP-NMG Dist Mains-Replace	376.2	$ -	$ -	$ -	$ -	$ -	$ -	$ -	$ -
1193	621000913	TEMP	ABC	FP-NMG Dist Mains-Replace	376.4	$ -	$ -	$ -	$ -	$ -	$ -	$ -	$ -
1194	621000913	TEMP	ABC	FP-NMG Dist Mains-Replace	380.0	$ -	$ -	$ -	$ -	$ -	$ -	$ -	$ -
1195	T610000914	PRE-08900	Replace Casing at I25 & Roy Ave	FP-NMG Transm Specific-Replace	367.1	$ -	$ -	$ -	$ -	$ -	$ -	$ -	$ -
1196	T610000914	PRE-08900	Replace Casing at I25 & Roy Ave	FP-NMG Transm Specific-Replace	368.0	$ -	$ -	$ -	$ -	$ -	$ -	$ -	$ -
1197	T610000914	PRE-08900	Replace Casing at I25 & Roy Ave	FP-NMG Transm Specific-Replace	369.0	$ -	$ -	$ -	$ -	$ -	$ -	$ -	$ -
1198	T680000915	PRE-08826	Rebuild Ambrosia Lake Border Station 2020	FP-NMG Transm Specific-Replace	367.1	$ -	$ -	$ -	$ -	$ -	$ -	$ -	$ -
1199	T680000915	PRE-08826	Rebuild Ambrosia Lake Border Station 2020	FP-NMG Transm Specific-Replace	368.0	$ -	$ -	$ -	$ -	$ -	$ -	$ -	$ -
1200	T680000915	PRE-08826	Rebuild Ambrosia Lake Border Station 2020	FP-NMG Transm Specific-Replace	369.0	$ -	$ -	$ -	$ -	$ -	$ -	$ -	$ -
1201	680000916	PRE-08762	NW Farmington - Sandstone Reg Station Rebuild	FP-NMG Dist Specific-Replace	376.1	$ -	$ -	$ -	$ -	$ -	$ -	$ -	$ -
1202	680000916	PRE-08762	NW Farmington - Sandstone Reg Station Rebuild	FP-NMG Dist Specific-Replace	376.2	$ -	$ -	$ -	$ -	$ -	$ -	$ -	$ -
1203	680000916	PRE-08762	NW Farmington - Sandstone Reg Station Rebuild	FP-NMG Dist Specific-Replace	376.4	$ -	$ -	$ -	$ -	$ -	$ -	$ -	$ -
1204	680000916	PRE-08762	NW Farmington - Sandstone Reg Station Rebuild	FP-NMG Dist Specific-Replace	380.0	$ -	$ -	$ -	$ -	$ -	$ -	$ -	$ -
1205	680000917	Pre-08721	NW Farmington - Desert Hills Reg Station Rebuild	FP-NMG Dist Specific-Replace	376.1	$ -	$ -	$ -	$ -	$ -	$ -	$ -	$ -
1206	680000917	Pre-08721	NW Farmington - Desert Hills Reg Station Rebuild	FP-NMG Dist Specific-Replace	376.2	$ -	$ -	$ -	$ -	$ -	$ -	$ -	$ -
1207	680000917	Pre-08721	NW Farmington - Desert Hills Reg Station Rebuild	FP-NMG Dist Specific-Replace	376.4	$ -	$ -	$ -	$ -	$ -	$ -	$ -	$ -
1208	680000917	Pre-08721	NW Farmington - Desert Hills Reg Station Rebuild	FP-NMG Dist Specific-Replace	380.0	$ -	$ -	$ -	$ -	$ -	$ -	$ -	$ -
1209	601000918	PRE-08907	Farm Tap Modifications- phase I	FP-NMG Dist Specific-Replace	376.1	$ -	$ -	$ -	$ -	$ -	$ -	$ -	$ -
1210	601000918	PRE-08907	Farm Tap Modifications- phase I	FP-NMG Dist Specific-Replace	376.2	$ -	$ -	$ -	$ -	$ -	$ -	$ -	$ -
1211	601000918	PRE-08907	Farm Tap Modifications- phase I	FP-NMG Dist Specific-Replace	376.4	$ -	$ -	$ -	$ -	$ -	$ -	$ -	$ -
1212	601000918	PRE-08907	Farm Tap Modifications- phase I	FP-NMG Dist Specific-Replace	380.0	$ -	$ -	$ -	$ -	$ -	$ -	$ -	$ -
1213	685000919	PRE-09020	NW Grants - Grants Border Station Rebuild	FP-NMG Dist Specific-Replace	376.1	$ -	$ -	$ -	$ -	$ -	$ -	$ -	$ -
1214	685000919	PRE-09020	NW Grants - Grants Border Station Rebuild	FP-NMG Dist Specific-Replace	376.2	$ -	$ -	$ -	$ -	$ -	$ -	$ -	$ -
1215	685000919	PRE-09020	NW Grants - Grants Border Station Rebuild	FP-NMG Dist Specific-Replace	376.4	$ -	$ -	$ -	$ -	$ -	$ -	$ -	$ -
1216	685000919	PRE-09020	NW Grants - Grants Border Station Rebuild	FP-NMG Dist Specific-Replace	380.0	$ -	$ -	$ -	$ -	$ -	$ -	$ -	$ -
1217	685000921	PRE-08944	NW Grants - Milan Border Station Rebuild	FP-NMG Dist Specific-Replace	376.1	$ -	$ -	$ -	$ -	$ -	$ -	$ -	$ -
1218	685000921	PRE-08944	NW Grants - Milan Border Station Rebuild	FP-NMG Dist Specific-Replace	376.2	$ -	$ -	$ -	$ -	$ -	$ -	$ -	$ -
1219	685000921	PRE-08944	NW Grants - Milan Border Station Rebuild	FP-NMG Dist Specific-Replace	376.4	$ -	$ -	$ -	$ -	$ -	$ -	$ -	$ -
1220	685000921	PRE-08944	NW Grants - Milan Border Station Rebuild	FP-NMG Dist Specific-Replace	380.0	$ -	$ -	$ -	$ -	$ -	$ -	$ -	$ -
1221	680000922	PRE-09010	NW Farmington - AMR Project	FP-NMG Dist Residential Mtr-Replac	381.0	$ -	$ -	$ -	$ -	$ -	$ -	$ -	$ -
1222	610000923	NEW-14167	ABQ Sunport South Regulator Station	FP-NMG Dist Specifics-New	376.1	$ -	$ -	$ -	$ -	$ -	$ -	$ -	$ -
1223	610000923	NEW-14167	ABQ Sunport South Regulator Station	FP-NMG Dist Specifics-New	376.2	$ -	$ -	$ -	$ -	$ -	$ -	$ -	$ -
1224	610000923	NEW-14167	ABQ Sunport South Regulator Station	FP-NMG Dist Specifics-New	376.4	$ -	$ -	$ -	$ -	$ -	$ -	$ -	$ -
1225	685000924	NEW-14143	NW Grants - New Reg Station in Acoma (Acoma #3)	FP-NMG Dist Specifics-New	376.1	$ -	$ -	$ -	$ -	$ -	$ -	$ -	$ -
1226	685000924	NEW-14143	NW Grants - New Reg Station in Acoma (Acoma #3)	FP-NMG Dist Specifics-New	376.2	$ -	$ -	$ -	$ -	$ -	$ -	$ -	$ -
1227	685000924	NEW-14143	NW Grants - New Reg Station in Acoma (Acoma #3)	FP-NMG Dist Specifics-New	376.4	$ -	$ -	$ -	$ -	$ -	$ -	$ -	$ -
1228	621000925	PRE-09004	ALA 16th St Replacement	FP-NMG Dist Specific-Replace	376.1	$ -	$ -	$ -	$ -	$ -	$ -	$ -	$ -
1229	621000925	PRE-09004	ALA 16th St Replacement	FP-NMG Dist Specific-Replace	376.2	$ -	$ -	$ -	$ -	$ -	$ -	$ -	$ -
1230	621000925	PRE-09004	ALA 16th St Replacement	FP-NMG Dist Specific-Replace	376.4	$ -	$ -	$ -	$ -	$ -	$ -	$ -	$ -
1231	621000925	PRE-09004	ALA 16th St Replacement	FP-NMG Dist Specific-Replace	380.0	$ -	$ -	$ -	$ -	$ -	$ -	$ -	$ -
1232	684000926	PRE-09055	NW Gallup - AMR Project	FP-NMG Dist Specific-Replace	376.1	$ -	$ 25,403	$ -	$ -	$ 66,900	$ -	$ -	$ 16,841
1233	684000926	PRE-09055	NW Gallup - AMR Project	FP-NMG Dist Specific-Replace	376.2	$ -	$ 177,820	$ -	$ -	$ 468,298	$ -	$ -	$ 117,887
1234	684000926	PRE-09055	NW Gallup - AMR Project	FP-NMG Dist Specific-Replace	376.4	$ -	$ 12,701	$ -	$ -	$ 33,450	$ -	$ -	$ 8,421
1235	684000926	PRE-09055	NW Gallup - AMR Project	FP-NMG Dist Specific-Replace	380.0	$ -	$ 38,104	$ -	$ -	$ 100,350	$ -	$ -	$ 25,262

Sponsored by NMGC Witness Erik C. Buchanan

WP Plant 2 Clearings

NEW MEXICO GAS COMPANY, INC.

Plant Gross Activity
Base Period - 12 Months Ending March 31, 2023
Future Test Year - 12 Months Ending September 30, 2025

	A	B	C	D	E	U	V	W	X	Y	Z	AA
3	Investment Number	FP Number	Investment Name	FP Type	FERC Account	7/31/2024	8/31/2024	9/30/2024	10/31/2024	11/30/2024	12/31/2024	1/31/2025
1180	626000909	NEW-13263	CR5, CR6 and South Prince System Reinforcement 2019	FP-NMG Dist Mains-New	376.2	$ -	$ -	$ -	$ -	$ -	$ -	$ -
1181	680000910	NEW-13306	Mesa Community Mobile Home Park	FP-NMG Dist Specifics-New	376.1	$ -	$ -	$ -	$ -	$ -	$ -	$ -
1182	680000910	NEW-13306	Mesa Community Mobile Home Park	FP-NMG Dist Specifics-New	376.2	$ -	$ -	$ -	$ -	$ -	$ -	$ -
1183	680000910	NEW-13306	Mesa Community Mobile Home Park	FP-NMG Dist Specifics-New	376.4	$ -	$ -	$ -	$ -	$ -	$ -	$ -
1184	633000911	PRE-08124	TOC Dresser/Xtrube Serv Replace	FP-NMG Dist Specific-Replace	376.1	$ -	$ -	$ -	$ -	$ -	$ -	$ -
1185	633000911	PRE-08124	TOC Dresser/Xtrube Serv Replace	FP-NMG Dist Specific-Replace	376.2	$ -	$ -	$ -	$ -	$ -	$ -	$ -
1186	633000911	PRE-08124	TOC Dresser/Xtrube Serv Replace	FP-NMG Dist Specific-Replace	376.4	$ -	$ -	$ -	$ -	$ -	$ -	$ -
1187	633000911	PRE-08124	TOC Dresser/Xtrube Serv Replace	FP-NMG Dist Specific-Replace	380.0	$ -	$ -	$ -	$ -	$ -	$ -	$ -
1188	T660000912	PRE-08980	2019 Pilar Re-route Project Exposure	FP-NMG Transm Specific-Replace	367.1	$ -	$ -	$ -	$ -	$ -	$ -	$ -
1189	T660000912	PRE-08980	2019 Pilar Re-route Project Exposure	FP-NMG Transm Specific-Replace	368.0	$ -	$ -	$ -	$ -	$ -	$ -	$ -
1190	T660000912	PRE-08980	2019 Pilar Re-route Project Exposure	FP-NMG Transm Specific-Replace	369.0	$ -	$ -	$ -	$ -	$ -	$ -	$ -
1191	621000913	TEMP	ABC	FP-NMG Dist Mains-Replace	376.1	$ -	$ -	$ -	$ -	$ -	$ -	$ -
1192	621000913	TEMP	ABC	FP-NMG Dist Mains-Replace	376.2	$ -	$ -	$ -	$ -	$ -	$ -	$ -
1193	621000913	TEMP	ABC	FP-NMG Dist Mains-Replace	376.4	$ -	$ -	$ -	$ -	$ -	$ -	$ -
1194	621000913	TEMP	ABC	FP-NMG Dist Mains-Replace	380.0	$ -	$ -	$ -	$ -	$ -	$ -	$ -
1195	T610000914	PRE-08900	Replace Casing at I25 & Roy Ave	FP-NMG Transm Specific-Replace	367.1	$ -	$ -	$ -	$ -	$ -	$ -	$ -
1196	T610000914	PRE-08900	Replace Casing at I25 & Roy Ave	FP-NMG Transm Specific-Replace	368.0	$ -	$ -	$ -	$ -	$ -	$ -	$ -
1197	T610000914	PRE-08900	Replace Casing at I25 & Roy Ave	FP-NMG Transm Specific-Replace	369.0	$ -	$ -	$ -	$ -	$ -	$ -	$ -
1198	T680000915	PRE-08826	Rebuild Ambrosia Lake Border Station 2020	FP-NMG Transm Specific-Replace	367.1	$ -	$ -	$ -	$ -	$ -	$ -	$ -
1199	T680000915	PRE-08826	Rebuild Ambrosia Lake Border Station 2020	FP-NMG Transm Specific-Replace	368.0	$ -	$ -	$ -	$ -	$ -	$ -	$ -
1200	T680000915	PRE-08826	Rebuild Ambrosia Lake Border Station 2020	FP-NMG Transm Specific-Replace	369.0	$ -	$ -	$ -	$ -	$ -	$ -	$ -
1201	680000916	PRE-08762	NW Farmington - Sandstone Reg Station Rebuild	FP-NMG Dist Specific-Replace	376.1	$ -	$ -	$ -	$ -	$ -	$ -	$ -
1202	680000916	PRE-08762	NW Farmington - Sandstone Reg Station Rebuild	FP-NMG Dist Specific-Replace	376.2	$ -	$ -	$ -	$ -	$ -	$ -	$ -
1203	680000916	PRE-08762	NW Farmington - Sandstone Reg Station Rebuild	FP-NMG Dist Specific-Replace	376.4	$ -	$ -	$ -	$ -	$ -	$ -	$ -
1204	680000916	PRE-08762	NW Farmington - Sandstone Reg Station Rebuild	FP-NMG Dist Specific-Replace	380.0	$ -	$ -	$ -	$ -	$ -	$ -	$ -
1205	680000917	Pre-08721	NW Farmington - Desert Hills Reg Station Rebuild	FP-NMG Dist Specific-Replace	376.1	$ -	$ -	$ -	$ -	$ -	$ -	$ -
1206	680000917	Pre-08721	NW Farmington - Desert Hills Reg Station Rebuild	FP-NMG Dist Specific-Replace	376.2	$ -	$ -	$ -	$ -	$ -	$ -	$ -
1207	680000917	Pre-08721	NW Farmington - Desert Hills Reg Station Rebuild	FP-NMG Dist Specific-Replace	376.4	$ -	$ -	$ -	$ -	$ -	$ -	$ -
1208	680000917	Pre-08721	NW Farmington - Desert Hills Reg Station Rebuild	FP-NMG Dist Specific-Replace	380.0	$ -	$ -	$ -	$ -	$ -	$ -	$ -
1209	601000918	PRE-08907	Farm Tap Modifications- phase I	FP-NMG Dist Specific-Replace	376.1	$ -	$ -	$ -	$ -	$ -	$ -	$ -
1210	601000918	PRE-08907	Farm Tap Modifications- phase I	FP-NMG Dist Specific-Replace	376.2	$ -	$ -	$ -	$ -	$ -	$ -	$ -
1211	601000918	PRE-08907	Farm Tap Modifications- phase I	FP-NMG Dist Specific-Replace	376.4	$ -	$ -	$ -	$ -	$ -	$ -	$ -
1212	601000918	PRE-08907	Farm Tap Modifications- phase I	FP-NMG Dist Specific-Replace	380.0	$ -	$ -	$ -	$ -	$ -	$ -	$ -
1213	685000919	PRE-09020	NW Grants - Grants Border Station Rebuild	FP-NMG Dist Specific-Replace	376.1	$ -	$ -	$ -	$ -	$ -	$ -	$ -
1214	685000919	PRE-09020	NW Grants - Grants Border Station Rebuild	FP-NMG Dist Specific-Replace	376.2	$ -	$ -	$ -	$ -	$ -	$ -	$ -
1215	685000919	PRE-09020	NW Grants - Grants Border Station Rebuild	FP-NMG Dist Specific-Replace	376.4	$ -	$ -	$ -	$ -	$ -	$ -	$ -
1216	685000919	PRE-09020	NW Grants - Grants Border Station Rebuild	FP-NMG Dist Specific-Replace	380.0	$ -	$ -	$ -	$ -	$ -	$ -	$ -
1217	685000921	PRE-08944	NW Grants - Milan Border Station Rebuild	FP-NMG Dist Specific-Replace	376.1	$ -	$ -	$ -	$ -	$ -	$ -	$ -
1218	685000921	PRE-08944	NW Grants - Milan Border Station Rebuild	FP-NMG Dist Specific-Replace	376.2	$ -	$ -	$ -	$ -	$ -	$ -	$ -
1219	685000921	PRE-08944	NW Grants - Milan Border Station Rebuild	FP-NMG Dist Specific-Replace	376.4	$ -	$ -	$ -	$ -	$ -	$ -	$ -
1220	685000921	PRE-08944	NW Grants - Milan Border Station Rebuild	FP-NMG Dist Specific-Replace	380.0	$ -	$ -	$ -	$ -	$ -	$ -	$ -
1221	680000922	PRE-09010	NW Farmington - AMR Project	FP-NMG Dist Residential Mtr-Replac	381.0	$ -	$ -	$ -	$ -	$ -	$ -	$ -
1222	610000923	NEW-14167	ABQ Sunport South Regulator Station	FP-NMG Dist Specifics-New	376.1	$ -	$ -	$ -	$ -	$ -	$ -	$ -
1223	610000923	NEW-14167	ABQ Sunport South Regulator Station	FP-NMG Dist Specifics-New	376.2	$ -	$ -	$ -	$ -	$ -	$ -	$ -
1224	610000923	NEW-14167	ABQ Sunport South Regulator Station	FP-NMG Dist Specifics-New	376.4	$ -	$ -	$ -	$ -	$ -	$ -	$ -
1225	685000924	NEW-14143	NW Grants - New Reg Station in Acoma (Acoma #3)	FP-NMG Dist Specifics-New	376.1	$ -	$ -	$ -	$ -	$ -	$ -	$ -
1226	685000924	NEW-14143	NW Grants - New Reg Station in Acoma (Acoma #3)	FP-NMG Dist Specifics-New	376.2	$ -	$ -	$ -	$ -	$ -	$ -	$ -
1227	685000924	NEW-14143	NW Grants - New Reg Station in Acoma (Acoma #3)	FP-NMG Dist Specifics-New	376.4	$ -	$ -	$ -	$ -	$ -	$ -	$ -
1228	621000925	PRE-09004	ALA 16th St Replacement	FP-NMG Dist Specific-Replace	376.1	$ -	$ -	$ -	$ -	$ -	$ -	$ -
1229	621000925	PRE-09004	ALA 16th St Replacement	FP-NMG Dist Specific-Replace	376.2	$ -	$ -	$ -	$ -	$ -	$ -	$ -
1230	621000925	PRE-09004	ALA 16th St Replacement	FP-NMG Dist Specific-Replace	376.4	$ -	$ -	$ -	$ -	$ -	$ -	$ -
1231	621000925	PRE-09004	ALA 16th St Replacement	FP-NMG Dist Specific-Replace	380.0	$ -	$ -	$ -	$ -	$ -	$ -	$ -
1232	684000926	PRE-09055	NW Gallup - AMR Project	FP-NMG Dist Specific-Replace	376.1	$ -	$ -	$ 8,482	$ -	$ -	$ 4,319	$ -
1233	684000926	PRE-09055	NW Gallup - AMR Project	FP-NMG Dist Specific-Replace	376.2	$ -	$ -	$ 59,376	$ -	$ -	$ 30,236	$ -
1234	684000926	PRE-09055	NW Gallup - AMR Project	FP-NMG Dist Specific-Replace	376.4	$ -	$ -	$ 4,241	$ -	$ -	$ 2,160	$ -
1235	684000926	PRE-09055	NW Gallup - AMR Project	FP-NMG Dist Specific-Replace	380.0	$ -	$ -	$ 12,723	$ -	$ -	$ 6,479	$ -

NEW MEXICO GAS COMPANY, INC.

Plant Gross Activity
Base Period - 12 Months Ending March 31, 2023
Future Test Year - 12 Months Ending September 30, 2025

	A	B	C	D	E	AB	AC	AD	AE	AF	AG	AH	AI
3	Investment Number	FP Number	Investment Name	FP Type	FERC Account	2/28/2025	3/31/2025	4/30/2025	5/31/2025	6/30/2025	7/31/2025	8/31/2025	9/30/2025
1180	626000909	NEW-13263	CR5, CR6 and South Prince System Reinforcement 2019	FP-NMG Dist Mains-New	376.2	$ -	$ -	$ -	$ -	$ -	$ -	$ -	$ -
1181	680000910	NEW-13306	Mesa Community Mobile Home Park	FP-NMG Dist Specifics-New	376.1	$ -	$ -	$ -	$ -	$ -	$ -	$ -	$ -
1182	680000910	NEW-13306	Mesa Community Mobile Home Park	FP-NMG Dist Specifics-New	376.2	$ -	$ -	$ -	$ -	$ -	$ -	$ -	$ -
1183	680000910	NEW-13306	Mesa Community Mobile Home Park	FP-NMG Dist Specifics-New	376.4	$ -	$ -	$ -	$ -	$ -	$ -	$ -	$ -
1184	633000911	PRE-08124	TOC Dresser/Xtrube Serv Replace	FP-NMG Dist Specific-Replace	376.1	$ -	$ -	$ -	$ -	$ -	$ -	$ -	$ -
1185	633000911	PRE-08124	TOC Dresser/Xtrube Serv Replace	FP-NMG Dist Specific-Replace	376.2	$ -	$ -	$ -	$ -	$ -	$ -	$ -	$ -
1186	633000911	PRE-08124	TOC Dresser/Xtrube Serv Replace	FP-NMG Dist Specific-Replace	376.4	$ -	$ -	$ -	$ -	$ -	$ -	$ -	$ -
1187	633000911	PRE-08124	TOC Dresser/Xtrube Serv Replace	FP-NMG Dist Specific-Replace	380.0	$ -	$ -	$ -	$ -	$ -	$ -	$ -	$ -
1188	T660000912	PRE-08980	2019 Pilar Re-route Project Exposure	FP-NMG Transm Specific-Replace	367.1	$ -	$ -	$ -	$ -	$ -	$ -	$ -	$ -
1189	T660000912	PRE-08980	2019 Pilar Re-route Project Exposure	FP-NMG Transm Specific-Replace	368.0	$ -	$ -	$ -	$ -	$ -	$ -	$ -	$ -
1190	T660000912	PRE-08980	2019 Pilar Re-route Project Exposure	FP-NMG Transm Specific-Replace	369.0	$ -	$ -	$ -	$ -	$ -	$ -	$ -	$ -
1191	621000913	TEMP	ABC	FP-NMG Dist Mains-Replace	376.1	$ -	$ -	$ -	$ -	$ -	$ -	$ -	$ -
1192	621000913	TEMP	ABC	FP-NMG Dist Mains-Replace	376.2	$ -	$ -	$ -	$ -	$ -	$ -	$ -	$ -
1193	621000913	TEMP	ABC	FP-NMG Dist Mains-Replace	376.4	$ -	$ -	$ -	$ -	$ -	$ -	$ -	$ -
1194	621000913	TEMP	ABC	FP-NMG Dist Mains-Replace	380.0	$ -	$ -	$ -	$ -	$ -	$ -	$ -	$ -
1195	T610000914	PRE-08900	Replace Casing at I25 & Roy Ave	FP-NMG Transm Specific-Replace	367.1	$ -	$ -	$ -	$ -	$ -	$ -	$ -	$ -
1196	T610000914	PRE-08900	Replace Casing at I25 & Roy Ave	FP-NMG Transm Specific-Replace	368.0	$ -	$ -	$ -	$ -	$ -	$ -	$ -	$ -
1197	T610000914	PRE-08900	Replace Casing at I25 & Roy Ave	FP-NMG Transm Specific-Replace	369.0	$ -	$ -	$ -	$ -	$ -	$ -	$ -	$ -
1198	T680000915	PRE-08826	Rebuild Ambrosia Lake Border Station 2020	FP-NMG Transm Specific-Replace	367.1	$ -	$ -	$ -	$ -	$ -	$ -	$ -	$ -
1199	T680000915	PRE-08826	Rebuild Ambrosia Lake Border Station 2020	FP-NMG Transm Specific-Replace	368.0	$ -	$ -	$ -	$ -	$ -	$ -	$ -	$ -
1200	T680000915	PRE-08826	Rebuild Ambrosia Lake Border Station 2020	FP-NMG Transm Specific-Replace	369.0	$ -	$ -	$ -	$ -	$ -	$ -	$ -	$ -
1201	680000916	PRE-08762	NW Farmington - Sandstone Reg Station Rebuild	FP-NMG Dist Specific-Replace	376.1	$ -	$ -	$ -	$ -	$ -	$ -	$ -	$ -
1202	680000916	PRE-08762	NW Farmington - Sandstone Reg Station Rebuild	FP-NMG Dist Specific-Replace	376.2	$ -	$ -	$ -	$ -	$ -	$ -	$ -	$ -
1203	680000916	PRE-08762	NW Farmington - Sandstone Reg Station Rebuild	FP-NMG Dist Specific-Replace	376.4	$ -	$ -	$ -	$ -	$ -	$ -	$ -	$ -
1204	680000916	PRE-08762	NW Farmington - Sandstone Reg Station Rebuild	FP-NMG Dist Specific-Replace	380.0	$ -	$ -	$ -	$ -	$ -	$ -	$ -	$ -
1205	680000917	Pre-08721	NW Farmington - Desert Hills Reg Station Rebuild	FP-NMG Dist Specific-Replace	376.1	$ -	$ -	$ -	$ -	$ -	$ -	$ -	$ -
1206	680000917	Pre-08721	NW Farmington - Desert Hills Reg Station Rebuild	FP-NMG Dist Specific-Replace	376.2	$ -	$ -	$ -	$ -	$ -	$ -	$ -	$ -
1207	680000917	Pre-08721	NW Farmington - Desert Hills Reg Station Rebuild	FP-NMG Dist Specific-Replace	376.4	$ -	$ -	$ -	$ -	$ -	$ -	$ -	$ -
1208	680000917	Pre-08721	NW Farmington - Desert Hills Reg Station Rebuild	FP-NMG Dist Specific-Replace	380.0	$ -	$ -	$ -	$ -	$ -	$ -	$ -	$ -
1209	601000918	PRE-08907	Farm Tap Modifications- phase I	FP-NMG Dist Specific-Replace	376.1	$ -	$ -	$ -	$ -	$ -	$ -	$ -	$ -
1210	601000918	PRE-08907	Farm Tap Modifications- phase I	FP-NMG Dist Specific-Replace	376.2	$ -	$ -	$ -	$ -	$ -	$ -	$ -	$ -
1211	601000918	PRE-08907	Farm Tap Modifications- phase I	FP-NMG Dist Specific-Replace	376.4	$ -	$ -	$ -	$ -	$ -	$ -	$ -	$ -
1212	601000918	PRE-08907	Farm Tap Modifications- phase I	FP-NMG Dist Specific-Replace	380.0	$ -	$ -	$ -	$ -	$ -	$ -	$ -	$ -
1213	685000919	PRE-09020	NW Grants - Grants Border Station Rebuild	FP-NMG Dist Specific-Replace	376.1	$ -	$ -	$ -	$ -	$ -	$ -	$ -	$ -
1214	685000919	PRE-09020	NW Grants - Grants Border Station Rebuild	FP-NMG Dist Specific-Replace	376.2	$ -	$ -	$ -	$ -	$ -	$ -	$ -	$ -
1215	685000919	PRE-09020	NW Grants - Grants Border Station Rebuild	FP-NMG Dist Specific-Replace	376.4	$ -	$ -	$ -	$ -	$ -	$ -	$ -	$ -
1216	685000919	PRE-09020	NW Grants - Grants Border Station Rebuild	FP-NMG Dist Specific-Replace	380.0	$ -	$ -	$ -	$ -	$ -	$ -	$ -	$ -
1217	685000921	PRE-08944	NW Grants - Milan Border Station Rebuild	FP-NMG Dist Specific-Replace	376.1	$ -	$ -	$ -	$ -	$ -	$ -	$ -	$ -
1218	685000921	PRE-08944	NW Grants - Milan Border Station Rebuild	FP-NMG Dist Specific-Replace	376.2	$ -	$ -	$ -	$ -	$ -	$ -	$ -	$ -
1219	685000921	PRE-08944	NW Grants - Milan Border Station Rebuild	FP-NMG Dist Specific-Replace	376.4	$ -	$ -	$ -	$ -	$ -	$ -	$ -	$ -
1220	685000921	PRE-08944	NW Grants - Milan Border Station Rebuild	FP-NMG Dist Specific-Replace	380.0	$ -	$ -	$ -	$ -	$ -	$ -	$ -	$ -
1221	680000922	PRE-09010	NW Farmington - AMR Project	FP-NMG Dist Residential Mtr-Replac	381.0	$ -	$ -	$ -	$ -	$ -	$ -	$ -	$ -
1222	610000923	NEW-14167	ABQ Sunport South Regulator Station	FP-NMG Dist Specifics-New	376.1	$ -	$ -	$ -	$ -	$ -	$ -	$ -	$ -
1223	610000923	NEW-14167	ABQ Sunport South Regulator Station	FP-NMG Dist Specifics-New	376.2	$ -	$ -	$ -	$ -	$ -	$ -	$ -	$ -
1224	610000923	NEW-14167	ABQ Sunport South Regulator Station	FP-NMG Dist Specifics-New	376.4	$ -	$ -	$ -	$ -	$ -	$ -	$ -	$ -
1225	685000924	NEW-14143	NW Grants - New Reg Station in Acoma (Acoma #3)	FP-NMG Dist Specifics-New	376.1	$ -	$ -	$ -	$ -	$ -	$ -	$ -	$ -
1226	685000924	NEW-14143	NW Grants - New Reg Station in Acoma (Acoma #3)	FP-NMG Dist Specifics-New	376.2	$ -	$ -	$ -	$ -	$ -	$ -	$ -	$ -
1227	685000924	NEW-14143	NW Grants - New Reg Station in Acoma (Acoma #3)	FP-NMG Dist Specifics-New	376.4	$ -	$ -	$ -	$ -	$ -	$ -	$ -	$ -
1228	621000925	PRE-09004	ALA 16th St Replacement	FP-NMG Dist Specific-Replace	376.1	$ -	$ -	$ -	$ -	$ -	$ -	$ -	$ -
1229	621000925	PRE-09004	ALA 16th St Replacement	FP-NMG Dist Specific-Replace	376.2	$ -	$ -	$ -	$ -	$ -	$ -	$ -	$ -
1230	621000925	PRE-09004	ALA 16th St Replacement	FP-NMG Dist Specific-Replace	376.4	$ -	$ -	$ -	$ -	$ -	$ -	$ -	$ -
1231	621000925	PRE-09004	ALA 16th St Replacement	FP-NMG Dist Specific-Replace	380.0	$ -	$ -	$ -	$ -	$ -	$ -	$ -	$ -
1232	684000926	PRE-09055	NW Gallup - AMR Project	FP-NMG Dist Specific-Replace	376.1	$ -	$ -	$ -	$ -	$ -	$ -	$ -	$ -
1233	684000926	PRE-09055	NW Gallup - AMR Project	FP-NMG Dist Specific-Replace	376.2	$ -	$ -	$ -	$ -	$ -	$ -	$ -	$ -
1234	684000926	PRE-09055	NW Gallup - AMR Project	FP-NMG Dist Specific-Replace	376.4	$ -	$ -	$ -	$ -	$ -	$ -	$ -	$ -
1235	684000926	PRE-09055	NW Gallup - AMR Project	FP-NMG Dist Specific-Replace	380.0	$ -	$ -	$ -	$ -	$ -	$ -	$ -	$ -

NEW MEXICO GAS COMPANY, INC.

Plant Gross Activity
Base Period - 12 Months Ending March 31, 2023
Future Test Year - 12 Months Ending September 30, 2025

	A	B	C	D	E	F	G	H	I	J	K	L
3	Investment Number	FP Number	Investment Name	FP Type	FERC Account	4/30/2023	5/31/2023	6/30/2023	7/31/2023	8/31/2023	9/30/2023	10/31/2023
1236	680000928	NEW-14263	NW Farmington - Farmington Office Rebuild	FP-NMG Land_Structures&Improven	390.0	$ -	$ -	$ -	$ -	$ -	$ -	$ -
1237	610000929	PRE-09140	2020 ABQ 2nd Street 6" Replacement Woodward to Bernalillo County Line	FP-NMG Dist Mains-Replace	376.1	$ -	$ -	$ -	$ -	$ -	$ -	$ -
1238	610000929	PRE-09140	2020 ABQ 2nd Street 6" Replacement Woodward to Bernalillo County Line	FP-NMG Dist Mains-Replace	376.2	$ -	$ -	$ -	$ -	$ -	$ -	$ -
1239	610000929	PRE-09140	2020 ABQ 2nd Street 6" Replacement Woodward to Bernalillo County Line	FP-NMG Dist Mains-Replace	376.4	$ -	$ -	$ -	$ -	$ -	$ -	$ -
1240	610000929	PRE-09140	2020 ABQ 2nd Street 6" Replacement Woodward to Bernalillo County Line	FP-NMG Dist Mains-Replace	380.0	$ -	$ -	$ -	$ -	$ -	$ -	$ -
1241	601000930	NCP-14468	2020 - 2024 MAOP Software	FP-NMG Intangible	303.3	$ -	$ -	$ -	$ -	$ -	$ -	$ -
1242	684000931	TEMP	NW Gallup - Gamerco Replacement	FP-NMG Dist Specific-Replace	376.1	$ -	$ -	$ -	$ -	$ -	$ -	$ -
1243	684000931	TEMP	NW Gallup - Gamerco Replacement	FP-NMG Dist Specific-Replace	376.2	$ -	$ -	$ -	$ -	$ -	$ -	$ -
1244	684000931	TEMP	NW Gallup - Gamerco Replacement	FP-NMG Dist Specific-Replace	376.4	$ -	$ -	$ -	$ -	$ -	$ -	$ -
1245	684000931	TEMP	NW Gallup - Gamerco Replacement	FP-NMG Dist Specific-Replace	380.0	$ -	$ -	$ -	$ -	$ -	$ -	$ -
1246	684000932	TEMP	NW Gallup - System Reinforcement of South Gallup	FP-NMG Dist Specifics-New	376.1	$ -	$ -	$ -	$ -	$ -	$ -	$ -
1247	684000932	TEMP	NW Gallup - System Reinforcement of South Gallup	FP-NMG Dist Specifics-New	376.2	$ -	$ -	$ -	$ -	$ -	$ -	$ -
1248	684000932	TEMP	NW Gallup - System Reinforcement of South Gallup	FP-NMG Dist Specifics-New	376.4	$ -	$ -	$ -	$ -	$ -	$ -	$ -
1249	684000934	TEMP	NW Gallup - Milda VHP Reinforcement	FP-NMG Dist Specifics-New	376.1	$ -	$ -	$ -	$ -	$ -	$ -	$ -
1250	684000934	TEMP	NW Gallup - Milda VHP Reinforcement	FP-NMG Dist Specifics-New	376.2	$ -	$ -	$ -	$ -	$ -	$ -	$ -
1251	684000934	TEMP	NW Gallup - Milda VHP Reinforcement	FP-NMG Dist Specifics-New	376.4	$ -	$ -	$ -	$ -	$ -	$ -	$ -
1252	T610000935	PRE-09094	Rebuild Sandia Border Station (Cow's Reg)	FP-NMG Transm Specific-Replace	367.1	$ -	$ -	$ -	$ -	$ -	$ -	$ -
1253	T610000935	PRE-09094	Rebuild Sandia Border Station (Cow's Reg)	FP-NMG Transm Specific-Replace	368.0	$ -	$ -	$ -	$ -	$ -	$ -	$ -
1254	T610000935	PRE-09094	Rebuild Sandia Border Station (Cow's Reg)	FP-NMG Transm Specific-Replace	369.0	$ -	$ -	$ -	$ -	$ -	$ -	$ -
1255	622000936	TEMP	2020 ANT Bare Main Replacement Phase II	FP-NMG Dist Specific-Replace	376.1	$ -	$ -	$ -	$ -	$ -	$ -	$ -
1256	622000936	TEMP	2020 ANT Bare Main Replacement Phase II	FP-NMG Dist Specific-Replace	376.2	$ -	$ -	$ -	$ -	$ -	$ -	$ -
1257	622000936	TEMP	2020 ANT Bare Main Replacement Phase II	FP-NMG Dist Specific-Replace	376.4	$ -	$ -	$ -	$ -	$ -	$ -	$ -
1258	622000936	TEMP	2020 ANT Bare Main Replacement Phase II	FP-NMG Dist Specific-Replace	380.0	$ -	$ -	$ -	$ -	$ -	$ -	$ -
1259	632000937	PRE-08927	2020 SLC Deming ABS Replacement	FP-NMG Dist Specific-Replace	376.1	$ -	$ -	$ -	$ -	$ -	$ -	$ -
1260	632000937	PRE-08927	2020 SLC Deming ABS Replacement	FP-NMG Dist Specific-Replace	376.2	$ -	$ -	$ -	$ -	$ -	$ -	$ -
1261	632000937	PRE-08927	2020 SLC Deming ABS Replacement	FP-NMG Dist Specific-Replace	376.4	$ -	$ -	$ -	$ -	$ -	$ -	$ -
1262	632000937	PRE-08927	2020 SLC Deming ABS Replacement	FP-NMG Dist Specific-Replace	380.0	$ -	$ -	$ -	$ -	$ -	$ -	$ -
1263	632000938	PRE-08908	2020 SLC Regulator Station Replacements	FP-NMG Dist Specific-Replace	376.1	$ -	$ -	$ -	$ -	$ -	$ -	$ -
1264	632000938	PRE-08908	2020 SLC Regulator Station Replacements	FP-NMG Dist Specific-Replace	376.2	$ -	$ -	$ -	$ -	$ -	$ -	$ -
1265	632000938	PRE-08908	2020 SLC Regulator Station Replacements	FP-NMG Dist Specific-Replace	376.4	$ -	$ -	$ -	$ -	$ -	$ -	$ -
1266	632000938	PRE-08908	2020 SLC Regulator Station Replacements	FP-NMG Dist Specific-Replace	380.0	$ -	$ -	$ -	$ -	$ -	$ -	$ -
1267	625000939	PRE-08920	2020 CLA-Sedan PVC Phase II	FP-NMG Dist Specific-Replace	376.1	$ -	$ -	$ -	$ -	$ -	$ -	$ -
1268	625000939	PRE-08920	2020 CLA-Sedan PVC Phase II	FP-NMG Dist Specific-Replace	376.2	$ -	$ -	$ -	$ -	$ -	$ -	$ -
1269	625000939	PRE-08920	2020 CLA-Sedan PVC Phase II	FP-NMG Dist Specific-Replace	376.4	$ -	$ -	$ -	$ -	$ -	$ -	$ -
1270	625000939	PRE-08920	2020 CLA-Sedan PVC Phase II	FP-NMG Dist Specific-Replace	380.0	$ -	$ -	$ -	$ -	$ -	$ -	$ -
1271	601000940	NEW-14305	Internal Corrosion Monitoring Phase 2022	FP-NMG Transm Specifics-New	367.1	$ -	$ -	$ -	$ -	$ -	$ -	$ -
1272	601000940	NEW-14305	Internal Corrosion Monitoring Phase 2022	FP-NMG Transm Specifics-New	368.0	$ -	$ -	$ -	$ -	$ -	$ -	$ -
1273	601000940	NEW-14305	Internal Corrosion Monitoring Phase 2022	FP-NMG Transm Specifics-New	369.0	$ -	$ -	$ -	$ -	$ -	$ -	$ -
1274	633000941	PRE-08929	2020 TOC 7L Bar PVC Replacement Phase II	FP-NMG Dist Specific-Replace	376.1	$ -	$ -	$ -	$ -	$ -	$ -	$ -
1275	633000941	PRE-08929	2020 TOC 7L Bar PVC Replacement Phase II	FP-NMG Dist Specific-Replace	376.2	$ -	$ -	$ -	$ -	$ -	$ -	$ -
1276	633000941	PRE-08929	2020 TOC 7L Bar PVC Replacement Phase II	FP-NMG Dist Specific-Replace	376.4	$ -	$ -	$ -	$ -	$ -	$ -	$ -
1277	633000941	PRE-08929	2020 TOC 7L Bar PVC Replacement Phase II	FP-NMG Dist Specific-Replace	380.0	$ -	$ -	$ -	$ -	$ -	$ -	$ -
1278	605000942	PRE-09008	CLO-Replace VFW Valves Portales ML	FP-NMG Dist Specific-Replace	376.1	$ -	$ -	$ -	$ -	$ -	$ -	$ -
1279	605000942	PRE-09008	CLO-Replace VFW Valves Portales ML	FP-NMG Dist Specific-Replace	376.2	$ -	$ -	$ -	$ -	$ -	$ -	$ -
1280	605000942	PRE-09008	CLO-Replace VFW Valves Portales ML	FP-NMG Dist Specific-Replace	376.4	$ -	$ -	$ -	$ -	$ -	$ -	$ -
1281	605000942	PRE-09008	CLO-Replace VFW Valves Portales ML	FP-NMG Dist Specific-Replace	380.0	$ -	$ -	$ -	$ -	$ -	$ -	$ -
1282	633000943	PRE-08940	TOC Fisherman's Park Regulator Station Relocate	FP-NMG Dist Specific-Replace	376.1	$ -	$ -	$ -	$ -	$ -	$ -	$ -
1283	633000943	PRE-08940	TOC Fisherman's Park Regulator Station Relocate	FP-NMG Dist Specific-Replace	376.2	$ -	$ -	$ -	$ -	$ -	$ -	$ -
1284	633000943	PRE-08940	TOC Fisherman's Park Regulator Station Relocate	FP-NMG Dist Specific-Replace	376.4	$ -	$ -	$ -	$ -	$ -	$ -	$ -
1285	633000943	PRE-08940	TOC Fisherman's Park Regulator Station Relocate	FP-NMG Dist Specific-Replace	380.0	$ -	$ -	$ -	$ -	$ -	$ -	$ -
1286	633000944	NEW-14163	TOC 8" ML Reinforcement Phase II	FP-NMG Dist Specifics-New	376.1	$ -	$ -	$ -	$ -	$ -	$ -	$ 1,946,961
1287	633000944	NEW-14163	TOC 8" ML Reinforcement Phase II	FP-NMG Dist Specifics-New	376.2	$ -	$ -	$ -	$ -	$ -	$ -	$ 1,514,303
1288	633000944	NEW-14163	TOC 8" ML Reinforcement Phase II	FP-NMG Dist Specifics-New	376.4	$ -	$ -	$ -	$ -	$ -	$ -	$ 865,316
1289	T610000945	PRE-08827	Redonda #1 Engine Swing	FP-NMG Transm Specific-Replace	367.1	$ -	$ -	$ -	$ -	$ -	$ -	$ -
1290	T610000945	PRE-08827	Redonda #1 Engine Swing	FP-NMG Transm Specific-Replace	368.0	$ -	$ -	$ -	$ -	$ -	$ -	$ -
1291	T610000945	PRE-08827	Redonda #1 Engine Swing	FP-NMG Transm Specific-Replace	369.0	$ -	$ -	$ -	$ -	$ -	$ -	$ -

Sponsored by NMGC Witness Erik C. Buchanan

WP Plant 2 Clearings

NEW MEXICO GAS COMPANY, INC.

Plant Gross Activity
Base Period - 12 Months Ending March 31, 2023
Future Test Year - 12 Months Ending September 30, 2025

	A	B	C	D	E	M	N	O	P	Q	R	S	T
3	Investment Number	FP Number	Investment Name	FP Type	FERC Account	11/30/2023	12/31/2023	1/31/2024	2/29/2024	3/31/2024	4/30/2024	5/31/2024	6/30/2024
1236	680000928	NEW-14263	NW Farmington - Farmington Office Rebuild	FP-NMG Land_Structures&Improven	390.0	$ -	$ -	$ -	$ -	$ -	$ -	$ -	$ -
1237	610000929	PRE-09140	2020 ABQ 2nd Street 6" Replacement Woodward to Bernalillo County Line	FP-NMG Dist Mains-Replace	376.1	$ -	$ -	$ -	$ -	$ -	$ -	$ -	$ -
1238	610000929	PRE-09140	2020 ABQ 2nd Street 6" Replacement Woodward to Bernalillo County Line	FP-NMG Dist Mains-Replace	376.2	$ -	$ -	$ -	$ -	$ -	$ -	$ -	$ -
1239	610000929	PRE-09140	2020 ABQ 2nd Street 6" Replacement Woodward to Bernalillo County Line	FP-NMG Dist Mains-Replace	376.4	$ -	$ -	$ -	$ -	$ -	$ -	$ -	$ -
1240	610000929	PRE-09140	2020 ABQ 2nd Street 6" Replacement Woodward to Bernalillo County Line	FP-NMG Dist Mains-Replace	380.0	$ -	$ -	$ -	$ -	$ -	$ -	$ -	$ -
1241	601000930	NCP-14468	2020 - 2024 MAOP Software	FP-NMG Intangible	303.3	$ -	$ -	$ -	$ -	$ -	$ -	$ -	$ -
1242	684000931	TEMP	NW Gallup - Gamerco Replacement	FP-NMG Dist Specific-Replace	376.1	$ -	$ -	$ -	$ -	$ -	$ -	$ -	$ -
1243	684000931	TEMP	NW Gallup - Gamerco Replacement	FP-NMG Dist Specific-Replace	376.2	$ -	$ -	$ -	$ -	$ -	$ -	$ -	$ -
1244	684000931	TEMP	NW Gallup - Gamerco Replacement	FP-NMG Dist Specific-Replace	376.4	$ -	$ -	$ -	$ -	$ -	$ -	$ -	$ -
1245	684000931	TEMP	NW Gallup - Gamerco Replacement	FP-NMG Dist Specific-Replace	380.0	$ -	$ -	$ -	$ -	$ -	$ -	$ -	$ -
1246	684000932	TEMP	NW Gallup - System Reinforcement of South Gallup	FP-NMG Dist Specifics-New	376.1	$ -	$ -	$ -	$ -	$ -	$ -	$ -	$ -
1247	684000932	TEMP	NW Gallup - System Reinforcement of South Gallup	FP-NMG Dist Specifics-New	376.2	$ -	$ -	$ -	$ -	$ -	$ -	$ -	$ -
1248	684000932	TEMP	NW Gallup - System Reinforcement of South Gallup	FP-NMG Dist Specifics-New	376.4	$ -	$ -	$ -	$ -	$ -	$ -	$ -	$ -
1249	684000934	TEMP	NW Gallup - Milda VHP Reinforcement	FP-NMG Dist Specifics-New	376.1	$ -	$ -	$ -	$ -	$ -	$ -	$ -	$ -
1250	684000934	TEMP	NW Gallup - Milda VHP Reinforcement	FP-NMG Dist Specifics-New	376.2	$ -	$ -	$ -	$ -	$ -	$ -	$ -	$ -
1251	684000934	TEMP	NW Gallup - Milda VHP Reinforcement	FP-NMG Dist Specifics-New	376.4	$ -	$ -	$ -	$ -	$ -	$ -	$ -	$ -
1252	T610000935	PRE-09094	Rebuild Sandia Border Station (Cow's Reg)	FP-NMG Transm Specific-Replace	367.1	$ -	$ -	$ -	$ -	$ -	$ -	$ -	$ -
1253	T610000935	PRE-09094	Rebuild Sandia Border Station (Cow's Reg)	FP-NMG Transm Specific-Replace	368.0	$ -	$ -	$ -	$ -	$ -	$ -	$ -	$ -
1254	T610000935	PRE-09094	Rebuild Sandia Border Station (Cow's Reg)	FP-NMG Transm Specific-Replace	369.0	$ -	$ -	$ -	$ -	$ -	$ -	$ -	$ -
1255	622000936	TEMP	2020 ANT Bare Main Replacement Phase II	FP-NMG Dist Specific-Replace	376.1	$ -	$ -	$ -	$ -	$ -	$ -	$ -	$ -
1256	622000936	TEMP	2020 ANT Bare Main Replacement Phase II	FP-NMG Dist Specific-Replace	376.2	$ -	$ -	$ -	$ -	$ -	$ -	$ -	$ -
1257	622000936	TEMP	2020 ANT Bare Main Replacement Phase II	FP-NMG Dist Specific-Replace	376.4	$ -	$ -	$ -	$ -	$ -	$ -	$ -	$ -
1258	622000936	TEMP	2020 ANT Bare Main Replacement Phase II	FP-NMG Dist Specific-Replace	380.0	$ -	$ -	$ -	$ -	$ -	$ -	$ -	$ -
1259	632000937	PRE-08927	2020 SLC Deming ABS Replacement	FP-NMG Dist Specific-Replace	376.1	$ -	$ -	$ -	$ -	$ -	$ -	$ -	$ -
1260	632000937	PRE-08927	2020 SLC Deming ABS Replacement	FP-NMG Dist Specific-Replace	376.2	$ -	$ -	$ -	$ -	$ -	$ -	$ -	$ -
1261	632000937	PRE-08927	2020 SLC Deming ABS Replacement	FP-NMG Dist Specific-Replace	376.4	$ -	$ -	$ -	$ -	$ -	$ -	$ -	$ -
1262	632000937	PRE-08927	2020 SLC Deming ABS Replacement	FP-NMG Dist Specific-Replace	380.0	$ -	$ -	$ -	$ -	$ -	$ -	$ -	$ -
1263	632000938	PRE-08908	2020 SLC Regulator Station Replacements	FP-NMG Dist Specific-Replace	376.1	$ -	$ -	$ -	$ -	$ -	$ -	$ -	$ -
1264	632000938	PRE-08908	2020 SLC Regulator Station Replacements	FP-NMG Dist Specific-Replace	376.2	$ -	$ -	$ -	$ -	$ -	$ -	$ -	$ -
1265	632000938	PRE-08908	2020 SLC Regulator Station Replacements	FP-NMG Dist Specific-Replace	376.4	$ -	$ -	$ -	$ -	$ -	$ -	$ -	$ -
1266	632000938	PRE-08908	2020 SLC Regulator Station Replacements	FP-NMG Dist Specific-Replace	380.0	$ -	$ -	$ -	$ -	$ -	$ -	$ -	$ -
1267	625000939	PRE-08920	2020 CLA-Sedan PVC Phase II	FP-NMG Dist Specific-Replace	376.1	$ -	$ -	$ -	$ -	$ -	$ -	$ -	$ -
1268	625000939	PRE-08920	2020 CLA-Sedan PVC Phase II	FP-NMG Dist Specific-Replace	376.2	$ -	$ -	$ -	$ -	$ -	$ -	$ -	$ -
1269	625000939	PRE-08920	2020 CLA-Sedan PVC Phase II	FP-NMG Dist Specific-Replace	376.4	$ -	$ -	$ -	$ -	$ -	$ -	$ -	$ -
1270	625000939	PRE-08920	2020 CLA-Sedan PVC Phase II	FP-NMG Dist Specific-Replace	380.0	$ -	$ -	$ -	$ -	$ -	$ -	$ -	$ -
1271	601000940	NEW-14305	Internal Corrosion Monitoring Phase 2022	FP-NMG Transm Specifics-New	367.1	$ -	$ -	$ -	$ -	$ -	$ -	$ -	$ -
1272	601000940	NEW-14305	Internal Corrosion Monitoring Phase 2022	FP-NMG Transm Specifics-New	368.0	$ -	$ -	$ -	$ -	$ -	$ -	$ -	$ -
1273	601000940	NEW-14305	Internal Corrosion Monitoring Phase 2022	FP-NMG Transm Specifics-New	369.0	$ -	$ -	$ -	$ -	$ -	$ -	$ -	$ -
1274	633000941	PRE-08929	2020 TOC 7L Bar PVC Replacement Phase II	FP-NMG Dist Specific-Replace	376.1	$ -	$ -	$ -	$ -	$ -	$ -	$ -	$ -
1275	633000941	PRE-08929	2020 TOC 7L Bar PVC Replacement Phase II	FP-NMG Dist Specific-Replace	376.2	$ -	$ -	$ -	$ -	$ -	$ -	$ -	$ -
1276	633000941	PRE-08929	2020 TOC 7L Bar PVC Replacement Phase II	FP-NMG Dist Specific-Replace	376.4	$ -	$ -	$ -	$ -	$ -	$ -	$ -	$ -
1277	633000941	PRE-08929	2020 TOC 7L Bar PVC Replacement Phase II	FP-NMG Dist Specific-Replace	380.0	$ -	$ -	$ -	$ -	$ -	$ -	$ -	$ -
1278	605000942	PRE-09008	CLO-Replace VFW Valves Portales ML	FP-NMG Dist Specific-Replace	376.1	$ -	$ -	$ -	$ -	$ -	$ -	$ -	$ -
1279	605000942	PRE-09008	CLO-Replace VFW Valves Portales ML	FP-NMG Dist Specific-Replace	376.2	$ -	$ -	$ -	$ -	$ -	$ -	$ -	$ -
1280	605000942	PRE-09008	CLO-Replace VFW Valves Portales ML	FP-NMG Dist Specific-Replace	376.4	$ -	$ -	$ -	$ -	$ -	$ -	$ -	$ -
1281	605000942	PRE-09008	CLO-Replace VFW Valves Portales ML	FP-NMG Dist Specific-Replace	380.0	$ -	$ -	$ -	$ -	$ -	$ -	$ -	$ -
1282	633000943	PRE-08940	TOC Fisherman's Park Regulator Station Relocate	FP-NMG Dist Specific-Replace	376.1	$ -	$ -	$ -	$ -	$ -	$ -	$ -	$ -
1283	633000943	PRE-08940	TOC Fisherman's Park Regulator Station Relocate	FP-NMG Dist Specific-Replace	376.2	$ -	$ -	$ -	$ -	$ -	$ -	$ -	$ -
1284	633000943	PRE-08940	TOC Fisherman's Park Regulator Station Relocate	FP-NMG Dist Specific-Replace	376.4	$ -	$ -	$ -	$ -	$ -	$ -	$ -	$ -
1285	633000943	PRE-08940	TOC Fisherman's Park Regulator Station Relocate	FP-NMG Dist Specific-Replace	380.0	$ -	$ -	$ -	$ -	$ -	$ -	$ -	$ -
1286	633000944	NEW-14163	TOC 8" ML Reinforcement Phase II	FP-NMG Dist Specifics-New	376.1	$ -	$ -	$ -	$ -	$ -	$ -	$ -	$ -
1287	633000944	NEW-14163	TOC 8" ML Reinforcement Phase II	FP-NMG Dist Specifics-New	376.2	$ -	$ -	$ -	$ -	$ -	$ -	$ -	$ -
1288	633000944	NEW-14163	TOC 8" ML Reinforcement Phase II	FP-NMG Dist Specifics-New	376.4	$ -	$ -	$ -	$ -	$ -	$ -	$ -	$ -
1289	T610000945	PRE-08827	Redonda #1 Engine Swing	FP-NMG Transm Specific-Replace	367.1	$ -	$ -	$ -	$ -	$ -	$ -	$ -	$ -
1290	T610000945	PRE-08827	Redonda #1 Engine Swing	FP-NMG Transm Specific-Replace	368.0	$ -	$ -	$ -	$ -	$ -	$ -	$ -	$ -
1291	T610000945	PRE-08827	Redonda #1 Engine Swing	FP-NMG Transm Specific-Replace	369.0	$ -	$ -	$ -	$ -	$ -	$ -	$ -	$ -

NEW MEXICO GAS COMPANY, INC.

Plant Gross Activity
Base Period - 12 Months Ending March 31, 2023
Future Test Year - 12 Months Ending September 30, 2025

	A	B	C	D	E	U	V	W	X	Y	Z	AA
3	Investment Number	FP Number	Investment Name	FP Type	FERC Account	7/31/2024	8/31/2024	9/30/2024	10/31/2024	11/30/2024	12/31/2024	1/31/2025
1236	680000928	NEW-14263	NW Farmington - Farmington Office Rebuild	FP-NMG Land_Structures&Improven	390.0	$ -	$ -	$ -	$ -	$ -	$ -	$ -
1237	610000929	PRE-09140	2020 ABQ 2nd Street 6" Replacement Woodward to Bernalillo County Line	FP-NMG Dist Mains-Replace	376.1	$ -	$ -	$ -	$ -	$ -	$ -	$ -
1238	610000929	PRE-09140	2020 ABQ 2nd Street 6" Replacement Woodward to Bernalillo County Line	FP-NMG Dist Mains-Replace	376.2	$ -	$ -	$ -	$ -	$ -	$ -	$ -
1239	610000929	PRE-09140	2020 ABQ 2nd Street 6" Replacement Woodward to Bernalillo County Line	FP-NMG Dist Mains-Replace	376.4	$ -	$ -	$ -	$ -	$ -	$ -	$ -
1240	610000929	PRE-09140	2020 ABQ 2nd Street 6" Replacement Woodward to Bernalillo County Line	FP-NMG Dist Mains-Replace	380.0	$ -	$ -	$ -	$ -	$ -	$ -	$ -
1241	601000930	NCP-14468	2020 - 2024 MAOP Software	FP-NMG Intangible	303.3	$ -	$ -	$ -	$ -	$ -	$ -	$ 8,059,193
1242	684000931	TEMP	NW Gallup - Gamerco Replacement	FP-NMG Dist Specific-Replace	376.1	$ -	$ -	$ -	$ -	$ -	$ -	$ -
1243	684000931	TEMP	NW Gallup - Gamerco Replacement	FP-NMG Dist Specific-Replace	376.2	$ -	$ -	$ -	$ -	$ -	$ -	$ -
1244	684000931	TEMP	NW Gallup - Gamerco Replacement	FP-NMG Dist Specific-Replace	376.4	$ -	$ -	$ -	$ -	$ -	$ -	$ -
1245	684000931	TEMP	NW Gallup - Gamerco Replacement	FP-NMG Dist Specific-Replace	380.0	$ -	$ -	$ -	$ -	$ -	$ -	$ -
1246	684000932	TEMP	NW Gallup - System Reinforcement of South Gallup	FP-NMG Dist Specifics-New	376.1	$ -	$ -	$ -	$ -	$ -	$ -	$ -
1247	684000932	TEMP	NW Gallup - System Reinforcement of South Gallup	FP-NMG Dist Specifics-New	376.2	$ -	$ -	$ -	$ -	$ -	$ -	$ -
1248	684000932	TEMP	NW Gallup - System Reinforcement of South Gallup	FP-NMG Dist Specifics-New	376.4	$ -	$ -	$ -	$ -	$ -	$ -	$ -
1249	684000934	TEMP	NW Gallup - Milda VHP Reinforcement	FP-NMG Dist Specifics-New	376.1	$ -	$ -	$ -	$ -	$ -	$ -	$ -
1250	684000934	TEMP	NW Gallup - Milda VHP Reinforcement	FP-NMG Dist Specifics-New	376.2	$ -	$ -	$ -	$ -	$ -	$ -	$ -
1251	684000934	TEMP	NW Gallup - Milda VHP Reinforcement	FP-NMG Dist Specifics-New	376.4	$ -	$ -	$ -	$ -	$ -	$ -	$ -
1252	T610000935	PRE-09094	Rebuild Sandia Border Station (Cow's Reg)	FP-NMG Transm Specific-Replace	367.1	$ -	$ -	$ -	$ -	$ -	$ -	$ -
1253	T610000935	PRE-09094	Rebuild Sandia Border Station (Cow's Reg)	FP-NMG Transm Specific-Replace	368.0	$ -	$ -	$ -	$ -	$ -	$ -	$ -
1254	T610000935	PRE-09094	Rebuild Sandia Border Station (Cow's Reg)	FP-NMG Transm Specific-Replace	369.0	$ -	$ -	$ -	$ -	$ -	$ -	$ -
1255	622000936	TEMP	2020 ANT Bare Main Replacement Phase II	FP-NMG Dist Specific-Replace	376.1	$ -	$ -	$ -	$ -	$ -	$ -	$ -
1256	622000936	TEMP	2020 ANT Bare Main Replacement Phase II	FP-NMG Dist Specific-Replace	376.2	$ -	$ -	$ -	$ -	$ -	$ -	$ -
1257	622000936	TEMP	2020 ANT Bare Main Replacement Phase II	FP-NMG Dist Specific-Replace	376.4	$ -	$ -	$ -	$ -	$ -	$ -	$ -
1258	622000936	TEMP	2020 ANT Bare Main Replacement Phase II	FP-NMG Dist Specific-Replace	380.0	$ -	$ -	$ -	$ -	$ -	$ -	$ -
1259	632000937	PRE-08927	2020 SLC Deming ABS Replacement	FP-NMG Dist Specific-Replace	376.1	$ -	$ -	$ -	$ -	$ -	$ -	$ -
1260	632000937	PRE-08927	2020 SLC Deming ABS Replacement	FP-NMG Dist Specific-Replace	376.2	$ -	$ -	$ -	$ -	$ -	$ -	$ -
1261	632000937	PRE-08927	2020 SLC Deming ABS Replacement	FP-NMG Dist Specific-Replace	376.4	$ -	$ -	$ -	$ -	$ -	$ -	$ -
1262	632000937	PRE-08927	2020 SLC Deming ABS Replacement	FP-NMG Dist Specific-Replace	380.0	$ -	$ -	$ -	$ -	$ -	$ -	$ -
1263	632000938	PRE-08908	2020 SLC Regulator Station Replacements	FP-NMG Dist Specific-Replace	376.1	$ -	$ -	$ -	$ -	$ -	$ -	$ -
1264	632000938	PRE-08908	2020 SLC Regulator Station Replacements	FP-NMG Dist Specific-Replace	376.2	$ -	$ -	$ -	$ -	$ -	$ -	$ -
1265	632000938	PRE-08908	2020 SLC Regulator Station Replacements	FP-NMG Dist Specific-Replace	376.4	$ -	$ -	$ -	$ -	$ -	$ -	$ -
1266	632000938	PRE-08908	2020 SLC Regulator Station Replacements	FP-NMG Dist Specific-Replace	380.0	$ -	$ -	$ -	$ -	$ -	$ -	$ -
1267	625000939	PRE-08920	2020 CLA-Sedan PVC Phase II	FP-NMG Dist Specific-Replace	376.1	$ -	$ -	$ -	$ -	$ -	$ -	$ -
1268	625000939	PRE-08920	2020 CLA-Sedan PVC Phase II	FP-NMG Dist Specific-Replace	376.2	$ -	$ -	$ -	$ -	$ -	$ -	$ -
1269	625000939	PRE-08920	2020 CLA-Sedan PVC Phase II	FP-NMG Dist Specific-Replace	376.4	$ -	$ -	$ -	$ -	$ -	$ -	$ -
1270	625000939	PRE-08920	2020 CLA-Sedan PVC Phase II	FP-NMG Dist Specific-Replace	380.0	$ -	$ -	$ -	$ -	$ -	$ -	$ -
1271	601000940	NEW-14305	Internal Corrosion Monitoring Phase 2022	FP-NMG Transm Specifics-New	367.1	$ -	$ -	$ -	$ -	$ -	$ -	$ -
1272	601000940	NEW-14305	Internal Corrosion Monitoring Phase 2022	FP-NMG Transm Specifics-New	368.0	$ -	$ -	$ -	$ -	$ -	$ -	$ -
1273	601000940	NEW-14305	Internal Corrosion Monitoring Phase 2022	FP-NMG Transm Specifics-New	369.0	$ -	$ -	$ -	$ -	$ -	$ -	$ -
1274	633000941	PRE-08929	2020 TOC 7L Bar PVC Replacement Phase II	FP-NMG Dist Specific-Replace	376.1	$ -	$ -	$ -	$ -	$ -	$ -	$ -
1275	633000941	PRE-08929	2020 TOC 7L Bar PVC Replacement Phase II	FP-NMG Dist Specific-Replace	376.2	$ -	$ -	$ -	$ -	$ -	$ -	$ -
1276	633000941	PRE-08929	2020 TOC 7L Bar PVC Replacement Phase II	FP-NMG Dist Specific-Replace	376.4	$ -	$ -	$ -	$ -	$ -	$ -	$ -
1277	633000941	PRE-08929	2020 TOC 7L Bar PVC Replacement Phase II	FP-NMG Dist Specific-Replace	380.0	$ -	$ -	$ -	$ -	$ -	$ -	$ -
1278	605000942	PRE-09008	CLO-Replace VFW Valves Portales ML	FP-NMG Dist Specific-Replace	376.1	$ -	$ -	$ -	$ -	$ -	$ -	$ -
1279	605000942	PRE-09008	CLO-Replace VFW Valves Portales ML	FP-NMG Dist Specific-Replace	376.2	$ -	$ -	$ -	$ -	$ -	$ -	$ -
1280	605000942	PRE-09008	CLO-Replace VFW Valves Portales ML	FP-NMG Dist Specific-Replace	376.4	$ -	$ -	$ -	$ -	$ -	$ -	$ -
1281	605000942	PRE-09008	CLO-Replace VFW Valves Portales ML	FP-NMG Dist Specific-Replace	380.0	$ -	$ -	$ -	$ -	$ -	$ -	$ -
1282	633000943	PRE-08940	TOC Fisherman's Park Regulator Station Relocate	FP-NMG Dist Specific-Replace	376.1	$ -	$ -	$ -	$ -	$ -	$ -	$ -
1283	633000943	PRE-08940	TOC Fisherman's Park Regulator Station Relocate	FP-NMG Dist Specific-Replace	376.2	$ -	$ -	$ -	$ -	$ -	$ -	$ -
1284	633000943	PRE-08940	TOC Fisherman's Park Regulator Station Relocate	FP-NMG Dist Specific-Replace	376.4	$ -	$ -	$ -	$ -	$ -	$ -	$ -
1285	633000943	PRE-08940	TOC Fisherman's Park Regulator Station Relocate	FP-NMG Dist Specific-Replace	380.0	$ -	$ -	$ -	$ -	$ -	$ -	$ -
1286	633000944	NEW-14163	TOC 8" ML Reinforcement Phase II	FP-NMG Dist Specifics-New	376.1	$ -	$ -	$ -	$ -	$ -	$ -	$ -
1287	633000944	NEW-14163	TOC 8" ML Reinforcement Phase II	FP-NMG Dist Specifics-New	376.2	$ -	$ -	$ -	$ -	$ -	$ -	$ -
1288	633000944	NEW-14163	TOC 8" ML Reinforcement Phase II	FP-NMG Dist Specifics-New	376.4	$ -	$ -	$ -	$ -	$ -	$ -	$ -
1289	T610000945	PRE-08827	Redonda #1 Engine Swing	FP-NMG Transm Specific-Replace	367.1	$ -	$ -	$ -	$ -	$ -	$ -	$ -
1290	T610000945	PRE-08827	Redonda #1 Engine Swing	FP-NMG Transm Specific-Replace	368.0	$ -	$ -	$ -	$ -	$ -	$ -	$ -
1291	T610000945	PRE-08827	Redonda #1 Engine Swing	FP-NMG Transm Specific-Replace	369.0	$ -	$ -	$ -	$ -	$ -	$ -	$ -

NEW MEXICO GAS COMPANY, INC.

Plant Gross Activity
Base Period - 12 Months Ending March 31, 2023
Future Test Year - 12 Months Ending September 30, 2025

	A	B	C	D	E	AB	AC	AD	AE	AF	AG	AH	AI
3	Investment Number	FP Number	Investment Name	FP Type	FERC Account	2/28/2025	3/31/2025	4/30/2025	5/31/2025	6/30/2025	7/31/2025	8/31/2025	9/30/2025
1236	680000928	NEW-14263	NW Farmington - Farmington Office Rebuild	FP-NMG Land_Structures&Improven	390.0	$ -	$ -	$ -	$ -	$ -	$ -	$ -	$ 3,448,597
1237	610000929	PRE-09140	2020 ABQ 2nd Street 6" Replacement Woodward to Bernalillo County Line	FP-NMG Dist Mains-Replace	376.1	$ -	$ -	$ -	$ -	$ -	$ -	$ -	$ -
1238	610000929	PRE-09140	2020 ABQ 2nd Street 6" Replacement Woodward to Bernalillo County Line	FP-NMG Dist Mains-Replace	376.2	$ -	$ -	$ -	$ -	$ -	$ -	$ -	$ -
1239	610000929	PRE-09140	2020 ABQ 2nd Street 6" Replacement Woodward to Bernalillo County Line	FP-NMG Dist Mains-Replace	376.4	$ -	$ -	$ -	$ -	$ -	$ -	$ -	$ -
1240	610000929	PRE-09140	2020 ABQ 2nd Street 6" Replacement Woodward to Bernalillo County Line	FP-NMG Dist Mains-Replace	380.0	$ -	$ -	$ -	$ -	$ -	$ -	$ -	$ -
1241	601000930	NCP-14468	2020 - 2024 MAOP Software	FP-NMG Intangible	303.3	$ -	$ -	$ -	$ -	$ -	$ -	$ -	$ -
1242	684000931	TEMP	NW Gallup - Gamerco Replacement	FP-NMG Dist Specific-Replace	376.1	$ -	$ -	$ -	$ -	$ -	$ -	$ -	$ -
1243	684000931	TEMP	NW Gallup - Gamerco Replacement	FP-NMG Dist Specific-Replace	376.2	$ -	$ -	$ -	$ -	$ -	$ -	$ -	$ -
1244	684000931	TEMP	NW Gallup - Gamerco Replacement	FP-NMG Dist Specific-Replace	376.4	$ -	$ -	$ -	$ -	$ -	$ -	$ -	$ -
1245	684000931	TEMP	NW Gallup - Gamerco Replacement	FP-NMG Dist Specific-Replace	380.0	$ -	$ -	$ -	$ -	$ -	$ -	$ -	$ -
1246	684000932	TEMP	NW Gallup - System Reinforcement of South Gallup	FP-NMG Dist Specifics-New	376.1	$ -	$ -	$ -	$ -	$ -	$ -	$ -	$ -
1247	684000932	TEMP	NW Gallup - System Reinforcement of South Gallup	FP-NMG Dist Specifics-New	376.2	$ -	$ -	$ -	$ -	$ -	$ -	$ -	$ -
1248	684000932	TEMP	NW Gallup - System Reinforcement of South Gallup	FP-NMG Dist Specifics-New	376.4	$ -	$ -	$ -	$ -	$ -	$ -	$ -	$ -
1249	684000934	TEMP	NW Gallup - Milda VHP Reinforcement	FP-NMG Dist Specifics-New	376.1	$ -	$ -	$ -	$ -	$ -	$ -	$ -	$ -
1250	684000934	TEMP	NW Gallup - Milda VHP Reinforcement	FP-NMG Dist Specifics-New	376.2	$ -	$ -	$ -	$ -	$ -	$ -	$ -	$ -
1251	684000934	TEMP	NW Gallup - Milda VHP Reinforcement	FP-NMG Dist Specifics-New	376.4	$ -	$ -	$ -	$ -	$ -	$ -	$ -	$ -
1252	T610000935	PRE-09094	Rebuild Sandia Border Station (Cow's Reg)	FP-NMG Transm Specific-Replace	367.1	$ -	$ -	$ -	$ -	$ -	$ -	$ -	$ -
1253	T610000935	PRE-09094	Rebuild Sandia Border Station (Cow's Reg)	FP-NMG Transm Specific-Replace	368.0	$ -	$ -	$ -	$ -	$ -	$ -	$ -	$ -
1254	T610000935	PRE-09094	Rebuild Sandia Border Station (Cow's Reg)	FP-NMG Transm Specific-Replace	369.0	$ -	$ -	$ -	$ -	$ -	$ -	$ -	$ -
1255	622000936	TEMP	2020 ANT Bare Main Replacement Phase II	FP-NMG Dist Specific-Replace	376.1	$ -	$ -	$ -	$ -	$ -	$ -	$ -	$ -
1256	622000936	TEMP	2020 ANT Bare Main Replacement Phase II	FP-NMG Dist Specific-Replace	376.2	$ -	$ -	$ -	$ -	$ -	$ -	$ -	$ -
1257	622000936	TEMP	2020 ANT Bare Main Replacement Phase II	FP-NMG Dist Specific-Replace	376.4	$ -	$ -	$ -	$ -	$ -	$ -	$ -	$ -
1258	622000936	TEMP	2020 ANT Bare Main Replacement Phase II	FP-NMG Dist Specific-Replace	380.0	$ -	$ -	$ -	$ -	$ -	$ -	$ -	$ -
1259	632000937	PRE-08927	2020 SLC Deming ABS Replacement	FP-NMG Dist Specific-Replace	376.1	$ -	$ -	$ -	$ -	$ -	$ -	$ -	$ -
1260	632000937	PRE-08927	2020 SLC Deming ABS Replacement	FP-NMG Dist Specific-Replace	376.2	$ -	$ -	$ -	$ -	$ -	$ -	$ -	$ -
1261	632000937	PRE-08927	2020 SLC Deming ABS Replacement	FP-NMG Dist Specific-Replace	376.4	$ -	$ -	$ -	$ -	$ -	$ -	$ -	$ -
1262	632000937	PRE-08927	2020 SLC Deming ABS Replacement	FP-NMG Dist Specific-Replace	380.0	$ -	$ -	$ -	$ -	$ -	$ -	$ -	$ -
1263	632000938	PRE-08908	2020 SLC Regulator Station Replacements	FP-NMG Dist Specific-Replace	376.1	$ -	$ -	$ -	$ -	$ -	$ -	$ -	$ -
1264	632000938	PRE-08908	2020 SLC Regulator Station Replacements	FP-NMG Dist Specific-Replace	376.2	$ -	$ -	$ -	$ -	$ -	$ -	$ -	$ -
1265	632000938	PRE-08908	2020 SLC Regulator Station Replacements	FP-NMG Dist Specific-Replace	376.4	$ -	$ -	$ -	$ -	$ -	$ -	$ -	$ -
1266	632000938	PRE-08908	2020 SLC Regulator Station Replacements	FP-NMG Dist Specific-Replace	380.0	$ -	$ -	$ -	$ -	$ -	$ -	$ -	$ -
1267	625000939	PRE-08920	2020 CLA-Sedan PVC Phase II	FP-NMG Dist Specific-Replace	376.1	$ -	$ -	$ -	$ -	$ -	$ -	$ -	$ -
1268	625000939	PRE-08920	2020 CLA-Sedan PVC Phase II	FP-NMG Dist Specific-Replace	376.2	$ -	$ -	$ -	$ -	$ -	$ -	$ -	$ -
1269	625000939	PRE-08920	2020 CLA-Sedan PVC Phase II	FP-NMG Dist Specific-Replace	376.4	$ -	$ -	$ -	$ -	$ -	$ -	$ -	$ -
1270	625000939	PRE-08920	2020 CLA-Sedan PVC Phase II	FP-NMG Dist Specific-Replace	380.0	$ -	$ -	$ -	$ -	$ -	$ -	$ -	$ -
1271	601000940	NEW-14305	Internal Corrosion Monitoring Phase 2022	FP-NMG Transm Specifics-New	367.1	$ -	$ -	$ -	$ -	$ -	$ -	$ -	$ -
1272	601000940	NEW-14305	Internal Corrosion Monitoring Phase 2022	FP-NMG Transm Specifics-New	368.0	$ -	$ -	$ -	$ -	$ -	$ -	$ -	$ -
1273	601000940	NEW-14305	Internal Corrosion Monitoring Phase 2022	FP-NMG Transm Specifics-New	369.0	$ -	$ -	$ -	$ -	$ -	$ -	$ -	$ -
1274	633000941	PRE-08929	2020 TOC 7L Bar PVC Replacement Phase II	FP-NMG Dist Specific-Replace	376.1	$ -	$ -	$ -	$ -	$ -	$ -	$ -	$ -
1275	633000941	PRE-08929	2020 TOC 7L Bar PVC Replacement Phase II	FP-NMG Dist Specific-Replace	376.2	$ -	$ -	$ -	$ -	$ -	$ -	$ -	$ -
1276	633000941	PRE-08929	2020 TOC 7L Bar PVC Replacement Phase II	FP-NMG Dist Specific-Replace	376.4	$ -	$ -	$ -	$ -	$ -	$ -	$ -	$ -
1277	633000941	PRE-08929	2020 TOC 7L Bar PVC Replacement Phase II	FP-NMG Dist Specific-Replace	380.0	$ -	$ -	$ -	$ -	$ -	$ -	$ -	$ -
1278	605000942	PRE-09008	CLO-Replace VFW Valves Portales ML	FP-NMG Dist Specific-Replace	376.1	$ -	$ -	$ -	$ -	$ -	$ -	$ -	$ -
1279	605000942	PRE-09008	CLO-Replace VFW Valves Portales ML	FP-NMG Dist Specific-Replace	376.2	$ -	$ -	$ -	$ -	$ -	$ -	$ -	$ -
1280	605000942	PRE-09008	CLO-Replace VFW Valves Portales ML	FP-NMG Dist Specific-Replace	376.4	$ -	$ -	$ -	$ -	$ -	$ -	$ -	$ -
1281	605000942	PRE-09008	CLO-Replace VFW Valves Portales ML	FP-NMG Dist Specific-Replace	380.0	$ -	$ -	$ -	$ -	$ -	$ -	$ -	$ -
1282	633000943	PRE-08940	TOC Fisherman's Park Regulator Station Relocate	FP-NMG Dist Specific-Replace	376.1	$ -	$ -	$ -	$ -	$ -	$ -	$ -	$ -
1283	633000943	PRE-08940	TOC Fisherman's Park Regulator Station Relocate	FP-NMG Dist Specific-Replace	376.2	$ -	$ -	$ -	$ -	$ -	$ -	$ -	$ -
1284	633000943	PRE-08940	TOC Fisherman's Park Regulator Station Relocate	FP-NMG Dist Specific-Replace	376.4	$ -	$ -	$ -	$ -	$ -	$ -	$ -	$ -
1285	633000943	PRE-08940	TOC Fisherman's Park Regulator Station Relocate	FP-NMG Dist Specific-Replace	380.0	$ -	$ -	$ -	$ -	$ -	$ -	$ -	$ -
1286	633000944	NEW-14163	TOC 8" ML Reinforcement Phase II	FP-NMG Dist Specifics-New	376.1	$ -	$ -	$ -	$ -	$ -	$ -	$ -	$ -
1287	633000944	NEW-14163	TOC 8" ML Reinforcement Phase II	FP-NMG Dist Specifics-New	376.2	$ -	$ -	$ -	$ -	$ -	$ -	$ -	$ -
1288	633000944	NEW-14163	TOC 8" ML Reinforcement Phase II	FP-NMG Dist Specifics-New	376.4	$ -	$ -	$ -	$ -	$ -	$ -	$ -	$ -
1289	T610000945	PRE-08827	Redonda #1 Engine Swing	FP-NMG Transm Specific-Replace	367.1	$ -	$ -	$ -	$ -	$ -	$ -	$ -	$ -
1290	T610000945	PRE-08827	Redonda #1 Engine Swing	FP-NMG Transm Specific-Replace	368.0	$ -	$ -	$ -	$ -	$ -	$ -	$ -	$ -
1291	T610000945	PRE-08827	Redonda #1 Engine Swing	FP-NMG Transm Specific-Replace	369.0	$ -	$ -	$ -	$ -	$ -	$ -	$ -	$ -

NEW MEXICO GAS COMPANY, INC.

Plant Gross Activity
Base Period - 12 Months Ending March 31, 2023
Future Test Year - 12 Months Ending September 30, 2025

	A	B	C	D	E	F	G	H	I	J	K	L
3	Investment Number	FP Number	Investment Name	FP Type	FERC Account	4/30/2023	5/31/2023	6/30/2023	7/31/2023	8/31/2023	9/30/2023	10/31/2023
1292	621000946	PRE-08912	ALA Filipino & Sacramento Replacement	FP-NMG Dist Specific-Replace	376.1	$ -	$ -	$ -	$ -	$ -	$ -	$ -
1293	621000946	PRE-08912	ALA Filipino & Sacramento Replacement	FP-NMG Dist Specific-Replace	376.2	$ -	$ -	$ -	$ -	$ -	$ -	$ -
1294	621000946	PRE-08912	ALA Filipino & Sacramento Replacement	FP-NMG Dist Specific-Replace	376.4	$ -	$ -	$ -	$ -	$ -	$ -	$ -
1295	621000946	PRE-08912	ALA Filipino & Sacramento Replacement	FP-NMG Dist Specific-Replace	380.0	$ -	$ -	$ -	$ -	$ -	$ -	$ -
1296	622000948	TEMP	2021 ANT Bare Main Replacement Phase III	FP-NMG Dist Mains-Replace	376.1	$ -	$ -	$ -	$ -	$ -	$ -	$ -
1297	622000948	TEMP	2021 ANT Bare Main Replacement Phase III	FP-NMG Dist Mains-Replace	376.2	$ -	$ -	$ -	$ -	$ -	$ -	$ -
1298	622000948	TEMP	2021 ANT Bare Main Replacement Phase III	FP-NMG Dist Mains-Replace	376.4	$ -	$ -	$ -	$ -	$ -	$ -	$ -
1299	622000948	TEMP	2021 ANT Bare Main Replacement Phase III	FP-NMG Dist Mains-Replace	380.0	$ -	$ -	$ -	$ -	$ -	$ -	$ -
1300	632000949	PRE-08906	SLC Cottage San Replacement Phase I	FP-NMG Dist Specific-Replace	376.1	$ -	$ -	$ -	$ -	$ -	$ -	$ -
1301	632000949	PRE-08906	SLC Cottage San Replacement Phase I	FP-NMG Dist Specific-Replace	376.2	$ -	$ -	$ -	$ -	$ -	$ -	$ -
1302	632000949	PRE-08906	SLC Cottage San Replacement Phase I	FP-NMG Dist Specific-Replace	376.4	$ -	$ -	$ -	$ -	$ -	$ -	$ -
1303	632000949	PRE-08906	SLC Cottage San Replacement Phase I	FP-NMG Dist Specific-Replace	380.0	$ -	$ -	$ -	$ -	$ -	$ -	$ -
1304	T660000950	PRE-08830	Questa ILI Retrofit	FP-NMG Transm Specific-Replace	367.1	$ -	$ -	$ -	$ -	$ -	$ -	$ -
1305	T660000950	PRE-08830	Questa ILI Retrofit	FP-NMG Transm Specific-Replace	368.0	$ -	$ -	$ -	$ -	$ -	$ -	$ -
1306	T660000950	PRE-08830	Questa ILI Retrofit	FP-NMG Transm Specific-Replace	369.0	$ -	$ -	$ -	$ -	$ -	$ -	$ -
1307	632000951	PRE-08941	SLC Regulator Station Replacements - Phase II	FP-NMG Dist Specific-Replace	376.1	$ -	$ 32	$ -	$ -	$ -	$ -	$ -
1308	632000951	PRE-08941	SLC Regulator Station Replacements - Phase II	FP-NMG Dist Specific-Replace	376.2	$ -	$ 224	$ -	$ -	$ -	$ -	$ -
1309	632000951	PRE-08941	SLC Regulator Station Replacements - Phase II	FP-NMG Dist Specific-Replace	376.4	$ -	$ 16	$ -	$ -	$ -	$ -	$ -
1310	632000951	PRE-08941	SLC Regulator Station Replacements - Phase II	FP-NMG Dist Specific-Replace	380.0	$ -	$ 48	$ -	$ -	$ -	$ -	$ -
1311	633000952	PRE-09896	TOC 7L Bar PVC Replacement Phase III	FP-NMG Dist Specific-Replace	376.1	$ 4,358	$ -	$ -	$ -	$ -	$ -	$ -
1312	633000952	PRE-09896	TOC 7L Bar PVC Replacement Phase III	FP-NMG Dist Specific-Replace	376.2	$ 30,505	$ -	$ -	$ -	$ -	$ -	$ -
1313	633000952	PRE-09896	TOC 7L Bar PVC Replacement Phase III	FP-NMG Dist Specific-Replace	376.4	$ 2,179	$ -	$ -	$ -	$ -	$ -	$ -
1314	633000952	PRE-09896	TOC 7L Bar PVC Replacement Phase III	FP-NMG Dist Specific-Replace	380.0	$ 6,537	$ -	$ -	$ -	$ -	$ -	$ -
1315	633000953	TEMP	TorC Odd Size Main Replacement Phase II	FP-NMG Dist Mains-Replace	376.1	$ -	$ -	$ -	$ -	$ -	$ -	$ -
1316	633000953	TEMP	TorC Odd Size Main Replacement Phase II	FP-NMG Dist Mains-Replace	376.2	$ -	$ -	$ -	$ -	$ -	$ -	$ -
1317	633000953	TEMP	TorC Odd Size Main Replacement Phase II	FP-NMG Dist Mains-Replace	376.4	$ -	$ -	$ -	$ -	$ -	$ -	$ -
1318	633000953	TEMP	TorC Odd Size Main Replacement Phase II	FP-NMG Dist Mains-Replace	380.0	$ -	$ -	$ -	$ -	$ -	$ -	$ -
1319	T610000954	PRE-08845	ABQ Cobisa ML Replacement ROW	FP-NMG Transm Specific-Replace	367.1	$ -	$ -	$ -	$ -	$ -	$ -	$ -
1320	T610000954	PRE-08845	ABQ Cobisa ML Replacement ROW	FP-NMG Transm Specific-Replace	368.0	$ -	$ -	$ -	$ -	$ -	$ -	$ -
1321	T610000954	PRE-08845	ABQ Cobisa ML Replacement ROW	FP-NMG Transm Specific-Replace	369.0	$ -	$ -	$ -	$ -	$ -	$ -	$ -
1322	633000955	NEW-15582	TOC 8" ML Reinforcement Phase III	FP-NMG Dist Specifics-New	376.1	$ -	$ -	$ -	$ -	$ -	$ -	$ -
1323	633000955	NEW-15582	TOC 8" ML Reinforcement Phase III	FP-NMG Dist Specifics-New	376.2	$ -	$ -	$ -	$ -	$ -	$ -	$ -
1324	633000955	NEW-15582	TOC 8" ML Reinforcement Phase III	FP-NMG Dist Specifics-New	376.4	$ -	$ -	$ -	$ -	$ -	$ -	$ -
1325	601000956	NCP-14552	2020 Miscellaneous Hardware Blanket	FP-NMG Office Furn & Equip	391.2	$ -	$ -	$ -	$ -	$ -	$ -	$ -
1326	601000956	NCP-14552	2020 Miscellaneous Hardware Blanket	FP-NMG Office Furn & Equip	397.0	$ -	$ -	$ -	$ -	$ -	$ -	$ -
1327	601000956	NCP-14552	2020 Miscellaneous Hardware Blanket	FP-NMG Office Furn & Equip	398.0	$ -	$ -	$ -	$ -	$ -	$ -	$ -
1328	620000957	PRE-09006	2020 ART- Hermosa & Haldmen PVC Replacement	FP-NMG Dist Specific-Replace	376.1	$ -	$ -	$ -	$ -	$ -	$ -	$ -
1329	620000957	PRE-09006	2020 ART- Hermosa & Haldmen PVC Replacement	FP-NMG Dist Specific-Replace	376.2	$ -	$ -	$ -	$ -	$ -	$ -	$ -
1330	620000957	PRE-09006	2020 ART- Hermosa & Haldmen PVC Replacement	FP-NMG Dist Specific-Replace	376.4	$ -	$ -	$ -	$ -	$ -	$ -	$ -
1331	620000957	PRE-09006	2020 ART- Hermosa & Haldmen PVC Replacement	FP-NMG Dist Specific-Replace	380.0	$ -	$ -	$ -	$ -	$ -	$ -	$ -
1332	611000958	NEW-14203	ABQ Don Felipe Reinforcement	FP-NMG Dist Mains-New	376.2	$ -	$ -	$ -	$ -	$ -	$ -	$ -
1333	601000959	NCP-14469	2020 Customer Digitalization	FP-NMG Intangible	303.3	$ -	$ -	$ -	$ -	$ -	$ -	$ -
1334	601000960	NCP-14471	C55 Phase III (2020-21)	FP-NMG Intangible	303.3	$ -	$ 955,663	$ -	$ -	$ -	$ -	$ -
1335	610000961	PRE-08923	ABQ Reeves 14" Improvement Project	FP-NMG Dist Specific-Replace	376.1	$ -	$ -	$ -	$ -	$ -	$ -	$ -
1336	610000961	PRE-08923	ABQ Reeves 14" Improvement Project	FP-NMG Dist Specific-Replace	376.2	$ -	$ -	$ -	$ -	$ -	$ -	$ -
1337	610000961	PRE-08923	ABQ Reeves 14" Improvement Project	FP-NMG Dist Specific-Replace	376.4	$ -	$ -	$ -	$ -	$ -	$ -	$ -
1338	610000961	PRE-08923	ABQ Reeves 14" Improvement Project	FP-NMG Dist Specific-Replace	380.0	$ -	$ -	$ -	$ -	$ -	$ -	$ -
1339	610000962	PRE-09001	ABQ 2nd Street and Trumbull SW DC Removals	FP-NMG Dist Specific-Replace	376.1	$ -	$ -	$ -	$ -	$ -	$ -	$ -
1340	610000962	PRE-09001	ABQ 2nd Street and Trumbull SW DC Removals	FP-NMG Dist Specific-Replace	376.2	$ -	$ -	$ -	$ -	$ -	$ -	$ -
1341	610000962	PRE-09001	ABQ 2nd Street and Trumbull SW DC Removals	FP-NMG Dist Specific-Replace	376.4	$ -	$ -	$ -	$ -	$ -	$ -	$ -
1342	610000962	PRE-09001	ABQ 2nd Street and Trumbull SW DC Removals	FP-NMG Dist Specific-Replace	380.0	$ -	$ -	$ -	$ -	$ -	$ -	$ -
1343	610000963	PRE-08911	ABQ Louisiana and Gibson - Rebuild Station	FP-NMG Dist Specific-Replace	376.1	$ -	$ -	$ -	$ -	$ -	$ -	$ -
1344	610000963	PRE-08911	ABQ Louisiana and Gibson - Rebuild Station	FP-NMG Dist Specific-Replace	376.2	$ -	$ -	$ -	$ -	$ -	$ -	$ -
1345	610000963	PRE-08911	ABQ Louisiana and Gibson - Rebuild Station	FP-NMG Dist Specific-Replace	376.4	$ -	$ -	$ -	$ -	$ -	$ -	$ -
1346	610000963	PRE-08911	ABQ Louisiana and Gibson - Rebuild Station	FP-NMG Dist Specific-Replace	380.0	$ -	$ -	$ -	$ -	$ -	$ -	$ -
1347	610000964	PRE-09718	ABQ Mitered Joints Removal on KAFB	FP-NMG Dist Specific-Replace	376.1	$ -	$ -	$ -	$ -	$ -	$ -	$ -

NEW MEXICO GAS COMPANY, INC.

Plant Gross Activity
Base Period - 12 Months Ending March 31, 2023
Future Test Year - 12 Months Ending September 30, 2025

	A	B	C	D	E	M	N	O	P	Q	R	S	T
3	Investment Number	FP Number	Investment Name	FP Type	FERC Account	11/30/2023	12/31/2023	1/31/2024	2/29/2024	3/31/2024	4/30/2024	5/31/2024	6/30/2024
1292	621000946	PRE-08912	ALA Filipino & Sacramento Replacement	FP-NMG Dist Specific-Replace	376.1	$ -	$ -	$ -	$ -	$ -	$ -	$ -	$ -
1293	621000946	PRE-08912	ALA Filipino & Sacramento Replacement	FP-NMG Dist Specific-Replace	376.2	$ -	$ -	$ -	$ -	$ -	$ -	$ -	$ -
1294	621000946	PRE-08912	ALA Filipino & Sacramento Replacement	FP-NMG Dist Specific-Replace	376.4	$ -	$ -	$ -	$ -	$ -	$ -	$ -	$ -
1295	621000946	PRE-08912	ALA Filipino & Sacramento Replacement	FP-NMG Dist Specific-Replace	380.0	$ -	$ -	$ -	$ -	$ -	$ -	$ -	$ -
1296	622000948	TEMP	2021 ANT Bare Main Replacement Phase III	FP-NMG Dist Mains-Replace	376.1	$ -	$ -	$ -	$ -	$ -	$ -	$ -	$ -
1297	622000948	TEMP	2021 ANT Bare Main Replacement Phase III	FP-NMG Dist Mains-Replace	376.2	$ -	$ -	$ -	$ -	$ -	$ -	$ -	$ -
1298	622000948	TEMP	2021 ANT Bare Main Replacement Phase III	FP-NMG Dist Mains-Replace	376.4	$ -	$ -	$ -	$ -	$ -	$ -	$ -	$ -
1299	622000948	TEMP	2021 ANT Bare Main Replacement Phase III	FP-NMG Dist Mains-Replace	380.0	$ -	$ -	$ -	$ -	$ -	$ -	$ -	$ -
1300	632000949	PRE-08906	SLC Cottage San Replacement Phase I	FP-NMG Dist Specific-Replace	376.1	$ -	$ -	$ -	$ -	$ -	$ -	$ -	$ -
1301	632000949	PRE-08906	SLC Cottage San Replacement Phase I	FP-NMG Dist Specific-Replace	376.2	$ -	$ -	$ -	$ -	$ -	$ -	$ -	$ -
1302	632000949	PRE-08906	SLC Cottage San Replacement Phase I	FP-NMG Dist Specific-Replace	376.4	$ -	$ -	$ -	$ -	$ -	$ -	$ -	$ -
1303	632000949	PRE-08906	SLC Cottage San Replacement Phase I	FP-NMG Dist Specific-Replace	380.0	$ -	$ -	$ -	$ -	$ -	$ -	$ -	$ -
1304	T660000950	PRE-08830	Questa ILI Retrofit	FP-NMG Transm Specific-Replace	367.1	$ -	$ -	$ -	$ -	$ -	$ -	$ -	$ -
1305	T660000950	PRE-08830	Questa ILI Retrofit	FP-NMG Transm Specific-Replace	368.0	$ -	$ -	$ -	$ -	$ -	$ -	$ -	$ -
1306	T660000950	PRE-08830	Questa ILI Retrofit	FP-NMG Transm Specific-Replace	369.0	$ -	$ -	$ -	$ -	$ -	$ -	$ -	$ -
1307	632000951	PRE-08941	SLC Regulator Station Replacements - Phase II	FP-NMG Dist Specific-Replace	376.1	$ -	$ -	$ -	$ -	$ -	$ -	$ -	$ -
1308	632000951	PRE-08941	SLC Regulator Station Replacements - Phase II	FP-NMG Dist Specific-Replace	376.2	$ -	$ -	$ -	$ -	$ -	$ -	$ -	$ -
1309	632000951	PRE-08941	SLC Regulator Station Replacements - Phase II	FP-NMG Dist Specific-Replace	376.4	$ -	$ -	$ -	$ -	$ -	$ -	$ -	$ -
1310	632000951	PRE-08941	SLC Regulator Station Replacements - Phase II	FP-NMG Dist Specific-Replace	380.0	$ -	$ -	$ -	$ -	$ -	$ -	$ -	$ -
1311	633000952	PRE-09896	TOC 7L Bar PVC Replacement Phase III	FP-NMG Dist Specific-Replace	376.1	$ -	$ -	$ -	$ -	$ -	$ -	$ -	$ -
1312	633000952	PRE-09896	TOC 7L Bar PVC Replacement Phase III	FP-NMG Dist Specific-Replace	376.2	$ -	$ -	$ -	$ -	$ -	$ -	$ -	$ -
1313	633000952	PRE-09896	TOC 7L Bar PVC Replacement Phase III	FP-NMG Dist Specific-Replace	376.4	$ -	$ -	$ -	$ -	$ -	$ -	$ -	$ -
1314	633000952	PRE-09896	TOC 7L Bar PVC Replacement Phase III	FP-NMG Dist Specific-Replace	380.0	$ -	$ -	$ -	$ -	$ -	$ -	$ -	$ -
1315	633000953	TEMP	TorC Odd Size Main Replacement Phase II	FP-NMG Dist Mains-Replace	376.1	$ -	$ -	$ -	$ -	$ -	$ -	$ -	$ -
1316	633000953	TEMP	TorC Odd Size Main Replacement Phase II	FP-NMG Dist Mains-Replace	376.2	$ -	$ -	$ -	$ -	$ -	$ -	$ -	$ -
1317	633000953	TEMP	TorC Odd Size Main Replacement Phase II	FP-NMG Dist Mains-Replace	376.4	$ -	$ -	$ -	$ -	$ -	$ -	$ -	$ -
1318	633000953	TEMP	TorC Odd Size Main Replacement Phase II	FP-NMG Dist Mains-Replace	380.0	$ -	$ -	$ -	$ -	$ -	$ -	$ -	$ -
1319	T610000954	PRE-08845	ABQ Cobisa ML Replacement ROW	FP-NMG Transm Specific-Replace	367.1	$ -	$ -	$ -	$ -	$ -	$ -	$ -	$ -
1320	T610000954	PRE-08845	ABQ Cobisa ML Replacement ROW	FP-NMG Transm Specific-Replace	368.0	$ -	$ -	$ -	$ -	$ -	$ -	$ -	$ -
1321	T610000954	PRE-08845	ABQ Cobisa ML Replacement ROW	FP-NMG Transm Specific-Replace	369.0	$ -	$ -	$ -	$ -	$ -	$ -	$ -	$ -
1322	633000955	NEW-15582	TOC 8" ML Reinforcement Phase III	FP-NMG Dist Specifics-New	376.1	$ -	$ -	$ -	$ -	$ -	$ -	$ -	$ -
1323	633000955	NEW-15582	TOC 8" ML Reinforcement Phase III	FP-NMG Dist Specifics-New	376.2	$ -	$ -	$ -	$ -	$ -	$ -	$ -	$ -
1324	633000955	NEW-15582	TOC 8" ML Reinforcement Phase III	FP-NMG Dist Specifics-New	376.4	$ -	$ -	$ -	$ -	$ -	$ -	$ -	$ -
1325	601000956	NCP-14552	2020 Miscellaneous Hardware Blanket	FP-NMG Office Furn & Equip	391.2	$ -	$ -	$ -	$ -	$ -	$ -	$ -	$ -
1326	601000956	NCP-14552	2020 Miscellaneous Hardware Blanket	FP-NMG Office Furn & Equip	397.0	$ -	$ -	$ -	$ -	$ -	$ -	$ -	$ -
1327	601000956	NCP-14552	2020 Miscellaneous Hardware Blanket	FP-NMG Office Furn & Equip	398.0	$ -	$ -	$ -	$ -	$ -	$ -	$ -	$ -
1328	620000957	PRE-09006	2020 ART- Hermosa & Haldmen PVC Replacement	FP-NMG Dist Specific-Replace	376.1	$ -	$ -	$ -	$ -	$ -	$ -	$ -	$ -
1329	620000957	PRE-09006	2020 ART- Hermosa & Haldmen PVC Replacement	FP-NMG Dist Specific-Replace	376.2	$ -	$ -	$ -	$ -	$ -	$ -	$ -	$ -
1330	620000957	PRE-09006	2020 ART- Hermosa & Haldmen PVC Replacement	FP-NMG Dist Specific-Replace	376.4	$ -	$ -	$ -	$ -	$ -	$ -	$ -	$ -
1331	620000957	PRE-09006	2020 ART- Hermosa & Haldmen PVC Replacement	FP-NMG Dist Specific-Replace	380.0	$ -	$ -	$ -	$ -	$ -	$ -	$ -	$ -
1332	611000958	NEW-14203	ABQ Don Felipe Reinforcement	FP-NMG Dist Mains-New	376.2	$ -	$ -	$ -	$ -	$ -	$ -	$ -	$ -
1333	601000959	NCP-14469	2020 Customer Digitalization	FP-NMG Intangible	303.3	$ -	$ -	$ -	$ -	$ -	$ -	$ -	$ -
1334	601000960	NCP-14471	C55 Phase III (2020-21)	FP-NMG Intangible	303.3	$ -	$ -	$ -	$ -	$ -	$ -	$ -	$ -
1335	610000961	PRE-08923	ABQ Reeves 14" Improvement Project	FP-NMG Dist Specific-Replace	376.1	$ -	$ -	$ -	$ -	$ -	$ -	$ -	$ -
1336	610000961	PRE-08923	ABQ Reeves 14" Improvement Project	FP-NMG Dist Specific-Replace	376.2	$ -	$ -	$ -	$ -	$ -	$ -	$ -	$ -
1337	610000961	PRE-08923	ABQ Reeves 14" Improvement Project	FP-NMG Dist Specific-Replace	376.4	$ -	$ -	$ -	$ -	$ -	$ -	$ -	$ -
1338	610000961	PRE-08923	ABQ Reeves 14" Improvement Project	FP-NMG Dist Specific-Replace	380.0	$ -	$ -	$ -	$ -	$ -	$ -	$ -	$ -
1339	610000962	PRE-09001	ABQ 2nd Street and Trumbull SW DC Removals	FP-NMG Dist Specific-Replace	376.1	$ -	$ -	$ -	$ -	$ -	$ -	$ -	$ -
1340	610000962	PRE-09001	ABQ 2nd Street and Trumbull SW DC Removals	FP-NMG Dist Specific-Replace	376.2	$ -	$ -	$ -	$ -	$ -	$ -	$ -	$ -
1341	610000962	PRE-09001	ABQ 2nd Street and Trumbull SW DC Removals	FP-NMG Dist Specific-Replace	376.4	$ -	$ -	$ -	$ -	$ -	$ -	$ -	$ -
1342	610000962	PRE-09001	ABQ 2nd Street and Trumbull SW DC Removals	FP-NMG Dist Specific-Replace	380.0	$ -	$ -	$ -	$ -	$ -	$ -	$ -	$ -
1343	610000963	PRE-08911	ABQ Louisiana and Gibson - Rebuild Station	FP-NMG Dist Specific-Replace	376.1	$ -	$ -	$ -	$ -	$ -	$ -	$ -	$ -
1344	610000963	PRE-08911	ABQ Louisiana and Gibson - Rebuild Station	FP-NMG Dist Specific-Replace	376.2	$ -	$ -	$ -	$ -	$ -	$ -	$ -	$ -
1345	610000963	PRE-08911	ABQ Louisiana and Gibson - Rebuild Station	FP-NMG Dist Specific-Replace	376.4	$ -	$ -	$ -	$ -	$ -	$ -	$ -	$ -
1346	610000963	PRE-08911	ABQ Louisiana and Gibson - Rebuild Station	FP-NMG Dist Specific-Replace	380.0	$ -	$ -	$ -	$ -	$ -	$ -	$ -	$ -
1347	610000964	PRE-09718	ABQ Mitered Joints Removal on KAFB	FP-NMG Dist Specific-Replace	376.1	$ -	$ -	$ -	$ -	$ -	$ -	$ -	$ -

NEW MEXICO GAS COMPANY, INC.

Plant Gross Activity
Base Period - 12 Months Ending March 31, 2023
Future Test Year - 12 Months Ending September 30, 2025

	A	B	C	D	E	U	V	W	X	Y	Z	AA
3	Investment Number	FP Number	Investment Name	FP Type	FERC Account	7/31/2024	8/31/2024	9/30/2024	10/31/2024	11/30/2024	12/31/2024	1/31/2025
1292	621000946	PRE-08912	ALA Filipino & Sacramento Replacement	FP-NMG Dist Specific-Replace	376.1	$ -	$ -	$ -	$ -	$ -	$ -	$ -
1293	621000946	PRE-08912	ALA Filipino & Sacramento Replacement	FP-NMG Dist Specific-Replace	376.2	$ -	$ -	$ -	$ -	$ -	$ -	$ -
1294	621000946	PRE-08912	ALA Filipino & Sacramento Replacement	FP-NMG Dist Specific-Replace	376.4	$ -	$ -	$ -	$ -	$ -	$ -	$ -
1295	621000946	PRE-08912	ALA Filipino & Sacramento Replacement	FP-NMG Dist Specific-Replace	380.0	$ -	$ -	$ -	$ -	$ -	$ -	$ -
1296	622000948	TEMP	2021 ANT Bare Main Replacement Phase III	FP-NMG Dist Mains-Replace	376.1	$ -	$ -	$ -	$ -	$ -	$ -	$ -
1297	622000948	TEMP	2021 ANT Bare Main Replacement Phase III	FP-NMG Dist Mains-Replace	376.2	$ -	$ -	$ -	$ -	$ -	$ -	$ -
1298	622000948	TEMP	2021 ANT Bare Main Replacement Phase III	FP-NMG Dist Mains-Replace	376.4	$ -	$ -	$ -	$ -	$ -	$ -	$ -
1299	622000948	TEMP	2021 ANT Bare Main Replacement Phase III	FP-NMG Dist Mains-Replace	380.0	$ -	$ -	$ -	$ -	$ -	$ -	$ -
1300	632000949	PRE-08906	SLC Cottage San Replacement Phase I	FP-NMG Dist Specific-Replace	376.1	$ -	$ -	$ -	$ -	$ -	$ -	$ -
1301	632000949	PRE-08906	SLC Cottage San Replacement Phase I	FP-NMG Dist Specific-Replace	376.2	$ -	$ -	$ -	$ -	$ -	$ -	$ -
1302	632000949	PRE-08906	SLC Cottage San Replacement Phase I	FP-NMG Dist Specific-Replace	376.4	$ -	$ -	$ -	$ -	$ -	$ -	$ -
1303	632000949	PRE-08906	SLC Cottage San Replacement Phase I	FP-NMG Dist Specific-Replace	380.0	$ -	$ -	$ -	$ -	$ -	$ -	$ -
1304	T660000950	PRE-08830	Questa ILI Retrofit	FP-NMG Transm Specific-Replace	367.1	$ -	$ -	$ -	$ -	$ -	$ -	$ 662,676
1305	T660000950	PRE-08830	Questa ILI Retrofit	FP-NMG Transm Specific-Replace	368.0	$ -	$ -	$ -	$ -	$ -	$ -	$ 94,668
1306	T660000950	PRE-08830	Questa ILI Retrofit	FP-NMG Transm Specific-Replace	369.0	$ -	$ -	$ -	$ -	$ -	$ -	$ 189,336
1307	632000951	PRE-08941	SLC Regulator Station Replacements - Phase II	FP-NMG Dist Specific-Replace	376.1	$ -	$ -	$ -	$ -	$ -	$ -	$ -
1308	632000951	PRE-08941	SLC Regulator Station Replacements - Phase II	FP-NMG Dist Specific-Replace	376.2	$ -	$ -	$ -	$ -	$ -	$ -	$ -
1309	632000951	PRE-08941	SLC Regulator Station Replacements - Phase II	FP-NMG Dist Specific-Replace	376.4	$ -	$ -	$ -	$ -	$ -	$ -	$ -
1310	632000951	PRE-08941	SLC Regulator Station Replacements - Phase II	FP-NMG Dist Specific-Replace	380.0	$ -	$ -	$ -	$ -	$ -	$ -	$ -
1311	633000952	PRE-09896	TOC 7L Bar PVC Replacement Phase III	FP-NMG Dist Specific-Replace	376.1	$ -	$ -	$ -	$ -	$ -	$ -	$ -
1312	633000952	PRE-09896	TOC 7L Bar PVC Replacement Phase III	FP-NMG Dist Specific-Replace	376.2	$ -	$ -	$ -	$ -	$ -	$ -	$ -
1313	633000952	PRE-09896	TOC 7L Bar PVC Replacement Phase III	FP-NMG Dist Specific-Replace	376.4	$ -	$ -	$ -	$ -	$ -	$ -	$ -
1314	633000952	PRE-09896	TOC 7L Bar PVC Replacement Phase III	FP-NMG Dist Specific-Replace	380.0	$ -	$ -	$ -	$ -	$ -	$ -	$ -
1315	633000953	TEMP	TorC Odd Size Main Replacement Phase II	FP-NMG Dist Mains-Replace	376.1	$ -	$ -	$ -	$ -	$ -	$ -	$ -
1316	633000953	TEMP	TorC Odd Size Main Replacement Phase II	FP-NMG Dist Mains-Replace	376.2	$ -	$ -	$ -	$ -	$ -	$ -	$ -
1317	633000953	TEMP	TorC Odd Size Main Replacement Phase II	FP-NMG Dist Mains-Replace	376.4	$ -	$ -	$ -	$ -	$ -	$ -	$ -
1318	633000953	TEMP	TorC Odd Size Main Replacement Phase II	FP-NMG Dist Mains-Replace	380.0	$ -	$ -	$ -	$ -	$ -	$ -	$ -
1319	T610000954	PRE-08845	ABQ Cobisa ML Replacement ROW	FP-NMG Transm Specific-Replace	367.1	$ -	$ -	$ -	$ -	$ -	$ -	$ -
1320	T610000954	PRE-08845	ABQ Cobisa ML Replacement ROW	FP-NMG Transm Specific-Replace	368.0	$ -	$ -	$ -	$ -	$ -	$ -	$ -
1321	T610000954	PRE-08845	ABQ Cobisa ML Replacement ROW	FP-NMG Transm Specific-Replace	369.0	$ -	$ -	$ -	$ -	$ -	$ -	$ -
1322	633000955	NEW-15582	TOC 8" ML Reinforcement Phase III	FP-NMG Dist Specifics-New	376.1	$ -	$ 1,150,200	$ -	$ -	$ -	$ -	$ -
1323	633000955	NEW-15582	TOC 8" ML Reinforcement Phase III	FP-NMG Dist Specifics-New	376.2	$ -	$ 894,600	$ -	$ -	$ -	$ -	$ -
1324	633000955	NEW-15582	TOC 8" ML Reinforcement Phase III	FP-NMG Dist Specifics-New	376.4	$ -	$ 511,200	$ -	$ -	$ -	$ -	$ -
1325	601000956	NCP-14552	2020 Miscellaneous Hardware Blanket	FP-NMG Office Furn & Equip	391.2	$ -	$ -	$ -	$ -	$ -	$ -	$ -
1326	601000956	NCP-14552	2020 Miscellaneous Hardware Blanket	FP-NMG Office Furn & Equip	397.0	$ -	$ -	$ -	$ -	$ -	$ -	$ -
1327	601000956	NCP-14552	2020 Miscellaneous Hardware Blanket	FP-NMG Office Furn & Equip	398.0	$ -	$ -	$ -	$ -	$ -	$ -	$ -
1328	620000957	PRE-09006	2020 ART- Hermosa & Haldmen PVC Replacement	FP-NMG Dist Specific-Replace	376.1	$ -	$ -	$ -	$ -	$ -	$ -	$ -
1329	620000957	PRE-09006	2020 ART- Hermosa & Haldmen PVC Replacement	FP-NMG Dist Specific-Replace	376.2	$ -	$ -	$ -	$ -	$ -	$ -	$ -
1330	620000957	PRE-09006	2020 ART- Hermosa & Haldmen PVC Replacement	FP-NMG Dist Specific-Replace	376.4	$ -	$ -	$ -	$ -	$ -	$ -	$ -
1331	620000957	PRE-09006	2020 ART- Hermosa & Haldmen PVC Replacement	FP-NMG Dist Specific-Replace	380.0	$ -	$ -	$ -	$ -	$ -	$ -	$ -
1332	611000958	NEW-14203	ABQ Don Felipe Reinforcement	FP-NMG Dist Mains-New	376.2	$ -	$ -	$ -	$ -	$ -	$ -	$ -
1333	601000959	NCP-14469	2020 Customer Digitalization	FP-NMG Intangible	303.3	$ -	$ -	$ -	$ -	$ -	$ -	$ -
1334	601000960	NCP-14471	C55 Phase III (2020-21)	FP-NMG Intangible	303.3	$ -	$ -	$ -	$ -	$ -	$ -	$ -
1335	610000961	PRE-08923	ABQ Reeves 14" Improvement Project	FP-NMG Dist Specific-Replace	376.1	$ -	$ -	$ -	$ -	$ -	$ -	$ -
1336	610000961	PRE-08923	ABQ Reeves 14" Improvement Project	FP-NMG Dist Specific-Replace	376.2	$ -	$ -	$ -	$ -	$ -	$ -	$ -
1337	610000961	PRE-08923	ABQ Reeves 14" Improvement Project	FP-NMG Dist Specific-Replace	376.4	$ -	$ -	$ -	$ -	$ -	$ -	$ -
1338	610000961	PRE-08923	ABQ Reeves 14" Improvement Project	FP-NMG Dist Specific-Replace	380.0	$ -	$ -	$ -	$ -	$ -	$ -	$ -
1339	610000962	PRE-09001	ABQ 2nd Street and Trumbull SW DC Removals	FP-NMG Dist Specific-Replace	376.1	$ -	$ -	$ -	$ -	$ -	$ -	$ -
1340	610000962	PRE-09001	ABQ 2nd Street and Trumbull SW DC Removals	FP-NMG Dist Specific-Replace	376.2	$ -	$ -	$ -	$ -	$ -	$ -	$ -
1341	610000962	PRE-09001	ABQ 2nd Street and Trumbull SW DC Removals	FP-NMG Dist Specific-Replace	376.4	$ -	$ -	$ -	$ -	$ -	$ -	$ -
1342	610000962	PRE-09001	ABQ 2nd Street and Trumbull SW DC Removals	FP-NMG Dist Specific-Replace	380.0	$ -	$ -	$ -	$ -	$ -	$ -	$ -
1343	610000963	PRE-08911	ABQ Louisiana and Gibson - Rebuild Station	FP-NMG Dist Specific-Replace	376.1	$ -	$ -	$ -	$ -	$ 17,266	$ -	$ -
1344	610000963	PRE-08911	ABQ Louisiana and Gibson - Rebuild Station	FP-NMG Dist Specific-Replace	376.2	$ -	$ -	$ -	$ -	$ 120,865	$ -	$ -
1345	610000963	PRE-08911	ABQ Louisiana and Gibson - Rebuild Station	FP-NMG Dist Specific-Replace	376.4	$ -	$ -	$ -	$ -	$ 8,633	$ -	$ -
1346	610000963	PRE-08911	ABQ Louisiana and Gibson - Rebuild Station	FP-NMG Dist Specific-Replace	380.0	$ -	$ -	$ -	$ -	$ 25,900	$ -	$ -
1347	610000964	PRE-09718	ABQ Mitered Joints Removal on KAFB	FP-NMG Dist Specific-Replace	376.1	$ -	$ -	$ -	$ -	$ -	$ -	$ -

NEW MEXICO GAS COMPANY, INC.

Plant Gross Activity
Base Period - 12 Months Ending March 31, 2023
Future Test Year - 12 Months Ending September 30, 2025

	A	B	C	D	E	AB	AC	AD	AE	AF	AG	AH	AI
3	Investment Number	FP Number	Investment Name	FP Type	FERC Account	2/28/2025	3/31/2025	4/30/2025	5/31/2025	6/30/2025	7/31/2025	8/31/2025	9/30/2025
1292	621000946	PRE-08912	ALA Filipino & Sacramento Replacement	FP-NMG Dist Specific-Replace	376.1	$ -	$ -	$ -	$ -	$ -	$ -	$ -	$ -
1293	621000946	PRE-08912	ALA Filipino & Sacramento Replacement	FP-NMG Dist Specific-Replace	376.2	$ -	$ -	$ -	$ -	$ -	$ -	$ -	$ -
1294	621000946	PRE-08912	ALA Filipino & Sacramento Replacement	FP-NMG Dist Specific-Replace	376.4	$ -	$ -	$ -	$ -	$ -	$ -	$ -	$ -
1295	621000946	PRE-08912	ALA Filipino & Sacramento Replacement	FP-NMG Dist Specific-Replace	380.0	$ -	$ -	$ -	$ -	$ -	$ -	$ -	$ -
1296	622000948	TEMP	2021 ANT Bare Main Replacement Phase III	FP-NMG Dist Mains-Replace	376.1	$ -	$ -	$ -	$ -	$ -	$ -	$ -	$ -
1297	622000948	TEMP	2021 ANT Bare Main Replacement Phase III	FP-NMG Dist Mains-Replace	376.2	$ -	$ -	$ -	$ -	$ -	$ -	$ -	$ -
1298	622000948	TEMP	2021 ANT Bare Main Replacement Phase III	FP-NMG Dist Mains-Replace	376.4	$ -	$ -	$ -	$ -	$ -	$ -	$ -	$ -
1299	622000948	TEMP	2021 ANT Bare Main Replacement Phase III	FP-NMG Dist Mains-Replace	380.0	$ -	$ -	$ -	$ -	$ -	$ -	$ -	$ -
1300	632000949	PRE-08906	SLC Cottage San Replacement Phase I	FP-NMG Dist Specific-Replace	376.1	$ -	$ -	$ -	$ -	$ -	$ -	$ -	$ -
1301	632000949	PRE-08906	SLC Cottage San Replacement Phase I	FP-NMG Dist Specific-Replace	376.2	$ -	$ -	$ -	$ -	$ -	$ -	$ -	$ -
1302	632000949	PRE-08906	SLC Cottage San Replacement Phase I	FP-NMG Dist Specific-Replace	376.4	$ -	$ -	$ -	$ -	$ -	$ -	$ -	$ -
1303	632000949	PRE-08906	SLC Cottage San Replacement Phase I	FP-NMG Dist Specific-Replace	380.0	$ -	$ -	$ -	$ -	$ -	$ -	$ -	$ -
1304	T660000950	PRE-08830	Questa ILI Retrofit	FP-NMG Transm Specific-Replace	367.1	$ -	$ -	$ -	$ -	$ -	$ -	$ -	$ -
1305	T660000950	PRE-08830	Questa ILI Retrofit	FP-NMG Transm Specific-Replace	368.0	$ -	$ -	$ -	$ -	$ -	$ -	$ -	$ -
1306	T660000950	PRE-08830	Questa ILI Retrofit	FP-NMG Transm Specific-Replace	369.0	$ -	$ -	$ -	$ -	$ -	$ -	$ -	$ -
1307	632000951	PRE-08941	SLC Regulator Station Replacements - Phase II	FP-NMG Dist Specific-Replace	376.1	$ -	$ -	$ -	$ -	$ -	$ -	$ -	$ -
1308	632000951	PRE-08941	SLC Regulator Station Replacements - Phase II	FP-NMG Dist Specific-Replace	376.2	$ -	$ -	$ -	$ -	$ -	$ -	$ -	$ -
1309	632000951	PRE-08941	SLC Regulator Station Replacements - Phase II	FP-NMG Dist Specific-Replace	376.4	$ -	$ -	$ -	$ -	$ -	$ -	$ -	$ -
1310	632000951	PRE-08941	SLC Regulator Station Replacements - Phase II	FP-NMG Dist Specific-Replace	380.0	$ -	$ -	$ -	$ -	$ -	$ -	$ -	$ -
1311	633000952	PRE-09896	TOC 7L Bar PVC Replacement Phase III	FP-NMG Dist Specific-Replace	376.1	$ -	$ -	$ -	$ -	$ -	$ -	$ -	$ -
1312	633000952	PRE-09896	TOC 7L Bar PVC Replacement Phase III	FP-NMG Dist Specific-Replace	376.2	$ -	$ -	$ -	$ -	$ -	$ -	$ -	$ -
1313	633000952	PRE-09896	TOC 7L Bar PVC Replacement Phase III	FP-NMG Dist Specific-Replace	376.4	$ -	$ -	$ -	$ -	$ -	$ -	$ -	$ -
1314	633000952	PRE-09896	TOC 7L Bar PVC Replacement Phase III	FP-NMG Dist Specific-Replace	380.0	$ -	$ -	$ -	$ -	$ -	$ -	$ -	$ -
1315	633000953	TEMP	TorC Odd Size Main Replacement Phase II	FP-NMG Dist Mains-Replace	376.1	$ -	$ -	$ -	$ -	$ -	$ -	$ -	$ -
1316	633000953	TEMP	TorC Odd Size Main Replacement Phase II	FP-NMG Dist Mains-Replace	376.2	$ -	$ -	$ -	$ -	$ -	$ -	$ -	$ -
1317	633000953	TEMP	TorC Odd Size Main Replacement Phase II	FP-NMG Dist Mains-Replace	376.4	$ -	$ -	$ -	$ -	$ -	$ -	$ -	$ -
1318	633000953	TEMP	TorC Odd Size Main Replacement Phase II	FP-NMG Dist Mains-Replace	380.0	$ -	$ -	$ -	$ -	$ -	$ -	$ -	$ -
1319	T610000954	PRE-08845	ABQ Cobisa ML Replacement ROW	FP-NMG Transm Specific-Replace	367.1	$ -	$ -	$ -	$ -	$ -	$ -	$ -	$ -
1320	T610000954	PRE-08845	ABQ Cobisa ML Replacement ROW	FP-NMG Transm Specific-Replace	368.0	$ -	$ -	$ -	$ -	$ -	$ -	$ -	$ -
1321	T610000954	PRE-08845	ABQ Cobisa ML Replacement ROW	FP-NMG Transm Specific-Replace	369.0	$ -	$ -	$ -	$ -	$ -	$ -	$ -	$ -
1322	633000955	NEW-15582	TOC 8" ML Reinforcement Phase III	FP-NMG Dist Specifics-New	376.1	$ -	$ -	$ -	$ -	$ -	$ -	$ -	$ -
1323	633000955	NEW-15582	TOC 8" ML Reinforcement Phase III	FP-NMG Dist Specifics-New	376.2	$ -	$ -	$ -	$ -	$ -	$ -	$ -	$ -
1324	633000955	NEW-15582	TOC 8" ML Reinforcement Phase III	FP-NMG Dist Specifics-New	376.4	$ -	$ -	$ -	$ -	$ -	$ -	$ -	$ -
1325	601000956	NCP-14552	2020 Miscellaneous Hardware Blanket	FP-NMG Office Furn & Equip	391.2	$ -	$ -	$ -	$ -	$ -	$ -	$ -	$ -
1326	601000956	NCP-14552	2020 Miscellaneous Hardware Blanket	FP-NMG Office Furn & Equip	397.0	$ -	$ -	$ -	$ -	$ -	$ -	$ -	$ -
1327	601000956	NCP-14552	2020 Miscellaneous Hardware Blanket	FP-NMG Office Furn & Equip	398.0	$ -	$ -	$ -	$ -	$ -	$ -	$ -	$ -
1328	620000957	PRE-09006	2020 ART- Hermosa & Haldmen PVC Replacement	FP-NMG Dist Specific-Replace	376.1	$ -	$ -	$ -	$ -	$ -	$ -	$ -	$ -
1329	620000957	PRE-09006	2020 ART- Hermosa & Haldmen PVC Replacement	FP-NMG Dist Specific-Replace	376.2	$ -	$ -	$ -	$ -	$ -	$ -	$ -	$ -
1330	620000957	PRE-09006	2020 ART- Hermosa & Haldmen PVC Replacement	FP-NMG Dist Specific-Replace	376.4	$ -	$ -	$ -	$ -	$ -	$ -	$ -	$ -
1331	620000957	PRE-09006	2020 ART- Hermosa & Haldmen PVC Replacement	FP-NMG Dist Specific-Replace	380.0	$ -	$ -	$ -	$ -	$ -	$ -	$ -	$ -
1332	611000958	NEW-14203	ABQ Don Felipe Reinforcement	FP-NMG Dist Mains-New	376.2	$ -	$ -	$ -	$ -	$ -	$ -	$ -	$ -
1333	601000959	NCP-14469	2020 Customer Digitalization	FP-NMG Intangible	303.3	$ -	$ -	$ -	$ -	$ -	$ -	$ -	$ -
1334	601000960	NCP-14471	C55 Phase III (2020-21)	FP-NMG Intangible	303.3	$ -	$ -	$ -	$ -	$ -	$ -	$ -	$ -
1335	610000961	PRE-08923	ABQ Reeves 14" Improvement Project	FP-NMG Dist Specific-Replace	376.1	$ -	$ -	$ -	$ -	$ -	$ -	$ -	$ -
1336	610000961	PRE-08923	ABQ Reeves 14" Improvement Project	FP-NMG Dist Specific-Replace	376.2	$ -	$ -	$ -	$ -	$ -	$ -	$ -	$ -
1337	610000961	PRE-08923	ABQ Reeves 14" Improvement Project	FP-NMG Dist Specific-Replace	376.4	$ -	$ -	$ -	$ -	$ -	$ -	$ -	$ -
1338	610000961	PRE-08923	ABQ Reeves 14" Improvement Project	FP-NMG Dist Specific-Replace	380.0	$ -	$ -	$ -	$ -	$ -	$ -	$ -	$ -
1339	610000962	PRE-09001	ABQ 2nd Street and Trumbull SW DC Removals	FP-NMG Dist Specific-Replace	376.1	$ -	$ -	$ -	$ -	$ -	$ -	$ 55,034	$ -
1340	610000962	PRE-09001	ABQ 2nd Street and Trumbull SW DC Removals	FP-NMG Dist Specific-Replace	376.2	$ -	$ -	$ -	$ -	$ -	$ -	$ 385,237	$ -
1341	610000962	PRE-09001	ABQ 2nd Street and Trumbull SW DC Removals	FP-NMG Dist Specific-Replace	376.4	$ -	$ -	$ -	$ -	$ -	$ -	$ 27,517	$ -
1342	610000962	PRE-09001	ABQ 2nd Street and Trumbull SW DC Removals	FP-NMG Dist Specific-Replace	380.0	$ -	$ -	$ -	$ -	$ -	$ -	$ 82,551	$ -
1343	610000963	PRE-08911	ABQ Louisiana and Gibson - Rebuild Station	FP-NMG Dist Specific-Replace	376.1	$ -	$ -	$ -	$ -	$ -	$ -	$ -	$ -
1344	610000963	PRE-08911	ABQ Louisiana and Gibson - Rebuild Station	FP-NMG Dist Specific-Replace	376.2	$ -	$ -	$ -	$ -	$ -	$ -	$ -	$ -
1345	610000963	PRE-08911	ABQ Louisiana and Gibson - Rebuild Station	FP-NMG Dist Specific-Replace	376.4	$ -	$ -	$ -	$ -	$ -	$ -	$ -	$ -
1346	610000963	PRE-08911	ABQ Louisiana and Gibson - Rebuild Station	FP-NMG Dist Specific-Replace	380.0	$ -	$ -	$ -	$ -	$ -	$ -	$ -	$ -
1347	610000964	PRE-09718	ABQ Mitered Joints Removal on KAFB	FP-NMG Dist Specific-Replace	376.1	$ -	$ -	$ -	$ -	$ -	$ -	$ -	$ -

NEW MEXICO GAS COMPANY, INC.

Plant Gross Activity
Base Period - 12 Months Ending March 31, 2023
Future Test Year - 12 Months Ending September 30, 2025

	A	B	C	D	E	F	G	H	I	J	K	L
3	Investment Number	FP Number	Investment Name	FP Type	FERC Account	4/30/2023	5/31/2023	6/30/2023	7/31/2023	8/31/2023	9/30/2023	10/31/2023
1348	610000964	PRE-09718	ABQ Mitered Joints Removal on KAFB	FP-NMG Dist Specific-Replace	376.2	$ -	$ -	$ -	$ -	$ -	$ -	$ -
1349	610000964	PRE-09718	ABQ Mitered Joints Removal on KAFB	FP-NMG Dist Specific-Replace	376.4	$ -	$ -	$ -	$ -	$ -	$ -	$ -
1350	610000964	PRE-09718	ABQ Mitered Joints Removal on KAFB	FP-NMG Dist Specific-Replace	380.0	$ -	$ -	$ -	$ -	$ -	$ -	$ -
1351	610000965	PRE-09002	ABQ Low Pressure System Replacements	FP-NMG Dist Specific-Replace	376.1	$ -	$ -	$ -	$ -	$ -	$ -	$ -
1352	610000965	PRE-09002	ABQ Low Pressure System Replacements	FP-NMG Dist Specific-Replace	376.2	$ -	$ -	$ -	$ -	$ -	$ -	$ -
1353	610000965	PRE-09002	ABQ Low Pressure System Replacements	FP-NMG Dist Specific-Replace	376.4	$ -	$ -	$ -	$ -	$ -	$ -	$ -
1354	610000965	PRE-09002	ABQ Low Pressure System Replacements	FP-NMG Dist Specific-Replace	380.0	$ -	$ -	$ -	$ -	$ -	$ -	$ -
1355	620000966	PRE-08781	ART- Downtown Southwest Bare Main Replacement	FP-NMG Dist Specific-Replace	376.1	$ -	$ -	$ -	$ -	$ -	$ -	$ -
1356	620000966	PRE-08781	ART- Downtown Southwest Bare Main Replacement	FP-NMG Dist Specific-Replace	376.2	$ -	$ -	$ -	$ -	$ -	$ -	$ -
1357	620000966	PRE-08781	ART- Downtown Southwest Bare Main Replacement	FP-NMG Dist Specific-Replace	376.4	$ -	$ -	$ -	$ -	$ -	$ -	$ -
1358	620000966	PRE-08781	ART- Downtown Southwest Bare Main Replacement	FP-NMG Dist Specific-Replace	380.0	$ -	$ -	$ -	$ -	$ -	$ -	$ -
1359	620000967	PRE-08928	ART-Hermosa & First Bare Main Replacement	FP-NMG Dist Specific-Replace	376.1	$ -	$ -	$ -	$ -	$ -	$ -	$ -
1360	620000967	PRE-08928	ART-Hermosa & First Bare Main Replacement	FP-NMG Dist Specific-Replace	376.2	$ -	$ -	$ -	$ -	$ -	$ -	$ -
1361	620000967	PRE-08928	ART-Hermosa & First Bare Main Replacement	FP-NMG Dist Specific-Replace	376.4	$ -	$ -	$ -	$ -	$ -	$ -	$ -
1362	620000967	PRE-08928	ART-Hermosa & First Bare Main Replacement	FP-NMG Dist Specific-Replace	380.0	$ -	$ -	$ -	$ -	$ -	$ -	$ -
1363	610000968	PRE-08909	ABQ 3rd and Mountain DC Removal	FP-NMG Dist Specific-Replace	376.1	$ -	$ -	$ -	$ -	$ -	$ -	$ -
1364	610000968	PRE-08909	ABQ 3rd and Mountain DC Removal	FP-NMG Dist Specific-Replace	376.2	$ -	$ -	$ -	$ -	$ -	$ -	$ -
1365	610000968	PRE-08909	ABQ 3rd and Mountain DC Removal	FP-NMG Dist Specific-Replace	376.4	$ -	$ -	$ -	$ -	$ -	$ -	$ -
1366	610000968	PRE-08909	ABQ 3rd and Mountain DC Removal	FP-NMG Dist Specific-Replace	380.0	$ -	$ -	$ -	$ -	$ -	$ -	$ -
1367	625000969	PRE-08921	CLA - Sedan PVC Replacement Phase IV	FP-NMG Dist Specific-Replace	376.1	$ 1,016	$ -	$ -	$ -	$ -	$ -	$ -
1368	625000969	PRE-08921	CLA - Sedan PVC Replacement Phase IV	FP-NMG Dist Specific-Replace	376.2	$ 7,113	$ -	$ -	$ -	$ -	$ -	$ -
1369	625000969	PRE-08921	CLA - Sedan PVC Replacement Phase IV	FP-NMG Dist Specific-Replace	376.4	$ 508	$ -	$ -	$ -	$ -	$ -	$ -
1370	625000969	PRE-08921	CLA - Sedan PVC Replacement Phase IV	FP-NMG Dist Specific-Replace	380.0	$ 1,524	$ -	$ -	$ -	$ -	$ -	$ -
1371	T626000971	PRE-08942	CLO - Rebuild Valve Set Curry CR O & CR 11	FP-NMG Dist Specific-Replace	376.1	$ -	$ -	$ -	$ -	$ -	$ -	$ -
1372	T626000971	PRE-08942	CLO - Rebuild Valve Set Curry CR O & CR 11	FP-NMG Dist Specific-Replace	376.2	$ -	$ -	$ -	$ -	$ -	$ -	$ -
1373	T626000971	PRE-08942	CLO - Rebuild Valve Set Curry CR O & CR 11	FP-NMG Dist Specific-Replace	376.4	$ -	$ -	$ -	$ -	$ -	$ -	$ -
1374	T626000971	PRE-08942	CLO - Rebuild Valve Set Curry CR O & CR 11	FP-NMG Dist Specific-Replace	380.0	$ -	$ -	$ -	$ -	$ -	$ -	$ -
1375	660000975	PRE-08905	NC Santa Fe - Calle Vianson Main Replacement Phase 1	FP-NMG Dist Specific-Replace	376.1	$ -	$ -	$ -	$ -	$ -	$ -	$ -
1376	660000975	PRE-08905	NC Santa Fe - Calle Vianson Main Replacement Phase 1	FP-NMG Dist Specific-Replace	376.2	$ -	$ -	$ -	$ -	$ -	$ -	$ -
1377	660000975	PRE-08905	NC Santa Fe - Calle Vianson Main Replacement Phase 1	FP-NMG Dist Specific-Replace	376.4	$ -	$ -	$ -	$ -	$ -	$ -	$ -
1378	660000975	PRE-08905	NC Santa Fe - Calle Vianson Main Replacement Phase 1	FP-NMG Dist Specific-Replace	380.0	$ -	$ -	$ -	$ -	$ -	$ -	$ -
1379	T626000976	PRE-09009	2020 Cutout - Clovis 6"	FP-NMG Transm Specific-Replace	367.1	$ -	$ -	$ -	$ -	$ -	$ -	$ -
1380	T626000976	PRE-09009	2020 Cutout - Clovis 6"	FP-NMG Transm Specific-Replace	368.0	$ -	$ -	$ -	$ -	$ -	$ -	$ -
1381	T626000976	PRE-09009	2020 Cutout - Clovis 6"	FP-NMG Transm Specific-Replace	369.0	$ -	$ -	$ -	$ -	$ -	$ -	$ -
1382	601000977	NCP-14669	ABQ 2020 Fleet Equip	FP-NMG Transportation Equipment	392.0	$ -	$ -	$ -	$ -	$ -	$ -	$ -
1383	601000977	NCP-14669	ABQ 2020 Fleet Equip	FP-NMG Transportation Equipment	392.1	$ -	$ -	$ -	$ -	$ -	$ -	$ -
1384	601000977	NCP-14669	ABQ 2020 Fleet Equip	FP-NMG Transportation Equipment	392.2	$ -	$ -	$ -	$ -	$ -	$ -	$ -
1385	601000977	NCP-14669	ABQ 2020 Fleet Equip	FP-NMG Transportation Equipment	392.3	$ -	$ -	$ -	$ -	$ -	$ -	$ -
1386	626000978	NEW-14243	CLO - 4 miles SW Gas Line System Tie-in.	FP-NMG Dist Specifics-New	376.1	$ -	$ -	$ -	$ -	$ -	$ -	$ -
1387	626000978	NEW-14243	CLO - 4 miles SW Gas Line System Tie-in.	FP-NMG Dist Specifics-New	376.2	$ -	$ -	$ -	$ -	$ -	$ -	$ -
1388	626000978	NEW-14243	CLO - 4 miles SW Gas Line System Tie-in.	FP-NMG Dist Specifics-New	376.4	$ -	$ -	$ -	$ -	$ -	$ -	$ -
1389	601000979	NCP-15427	2020 Power Operating Equipment	FP-NMG Power Operated Equip	393.0	$ -	$ -	$ -	$ -	$ -	$ -	$ -
1390	601000979	NCP-15427	2020 Power Operating Equipment	FP-NMG Power Operated Equip	396.0	$ -	$ -	$ -	$ -	$ -	$ -	$ -
1391	660000980	PRE-08910	NC Santa Fe - Calle Vianson Service Replacement Phase 1	FP-NMG Dist Specific-Replace	376.1	$ -	$ -	$ -	$ -	$ -	$ -	$ -
1392	660000980	PRE-08910	NC Santa Fe - Calle Vianson Service Replacement Phase 1	FP-NMG Dist Specific-Replace	376.2	$ -	$ -	$ -	$ -	$ -	$ -	$ -
1393	660000980	PRE-08910	NC Santa Fe - Calle Vianson Service Replacement Phase 1	FP-NMG Dist Specific-Replace	376.4	$ -	$ -	$ -	$ -	$ -	$ -	$ -
1394	660000980	PRE-08910	NC Santa Fe - Calle Vianson Service Replacement Phase 1	FP-NMG Dist Specific-Replace	380.0	$ -	$ -	$ -	$ -	$ -	$ -	$ -
1395	T680000981	PRE-09088	monitor set regulator at 350 reg station regulator	FP-NMG Transm Stations-Replace	368.0	$ -	$ -	$ -	$ -	$ -	$ -	$ -
1396	T680000981	PRE-09088	monitor set regulator at 350 reg station regulator	FP-NMG Transm Stations-Replace	369.0	$ -	$ -	$ -	$ -	$ -	$ -	$ -
1397	660000982	PRE-08924	NC Santa Fe - Calle Katrina Main Replacement Phase 1	FP-NMG Dist Specific-Replace	376.1	$ -	$ -	$ -	$ -	$ -	$ -	$ -
1398	660000982	PRE-08924	NC Santa Fe - Calle Katrina Main Replacement Phase 1	FP-NMG Dist Specific-Replace	376.2	$ -	$ -	$ -	$ -	$ -	$ -	$ -
1399	660000982	PRE-08924	NC Santa Fe - Calle Katrina Main Replacement Phase 1	FP-NMG Dist Specific-Replace	376.4	$ -	$ -	$ -	$ -	$ -	$ -	$ -
1400	660000982	PRE-08924	NC Santa Fe - Calle Katrina Main Replacement Phase 1	FP-NMG Dist Specific-Replace	380.0	$ -	$ -	$ -	$ -	$ -	$ -	$ -
1401	660000983	PRE-08925	NC Santa Fe - Calle Katrina Service Replacement Phase 1	FP-NMG Dist Specific-Replace	376.1	$ -	$ -	$ -	$ -	$ -	$ -	$ -
1402	660000983	PRE-08925	NC Santa Fe - Calle Katrina Service Replacement Phase 1	FP-NMG Dist Specific-Replace	376.2	$ -	$ -	$ -	$ -	$ -	$ -	$ -
1403	660000983	PRE-08925	NC Santa Fe - Calle Katrina Service Replacement Phase 1	FP-NMG Dist Specific-Replace	376.4	$ -	$ -	$ -	$ -	$ -	$ -	$ -

NEW MEXICO GAS COMPANY, INC.

Plant Gross Activity
Base Period - 12 Months Ending March 31, 2023
Future Test Year - 12 Months Ending September 30, 2025

	A	B	C	D	E	M	N	O	P	Q	R	S	T
3	Investment Number	FP Number	Investment Name	FP Type	FERC Account	11/30/2023	12/31/2023	1/31/2024	2/29/2024	3/31/2024	4/30/2024	5/31/2024	6/30/2024
1348	610000964	PRE-09718	ABQ Mitered Joints Removal on KAFB	FP-NMG Dist Specific-Replace	376.2	$ -	$ -	$ -	$ -	$ -	$ -	$ -	$ -
1349	610000964	PRE-09718	ABQ Mitered Joints Removal on KAFB	FP-NMG Dist Specific-Replace	376.4	$ -	$ -	$ -	$ -	$ -	$ -	$ -	$ -
1350	610000964	PRE-09718	ABQ Mitered Joints Removal on KAFB	FP-NMG Dist Specific-Replace	380.0	$ -	$ -	$ -	$ -	$ -	$ -	$ -	$ -
1351	610000965	PRE-09002	ABQ Low Pressure System Replacements	FP-NMG Dist Specific-Replace	376.1	$ -	$ -	$ -	$ -	$ -	$ -	$ -	$ -
1352	610000965	PRE-09002	ABQ Low Pressure System Replacements	FP-NMG Dist Specific-Replace	376.2	$ -	$ -	$ -	$ -	$ -	$ -	$ -	$ -
1353	610000965	PRE-09002	ABQ Low Pressure System Replacements	FP-NMG Dist Specific-Replace	376.4	$ -	$ -	$ -	$ -	$ -	$ -	$ -	$ -
1354	610000965	PRE-09002	ABQ Low Pressure System Replacements	FP-NMG Dist Specific-Replace	380.0	$ -	$ -	$ -	$ -	$ -	$ -	$ -	$ -
1355	620000966	PRE-08781	ART- Downtown Southwest Bare Main Replacement	FP-NMG Dist Specific-Replace	376.1	$ -	$ -	$ -	$ -	$ -	$ -	$ -	$ -
1356	620000966	PRE-08781	ART- Downtown Southwest Bare Main Replacement	FP-NMG Dist Specific-Replace	376.2	$ -	$ -	$ -	$ -	$ -	$ -	$ -	$ -
1357	620000966	PRE-08781	ART- Downtown Southwest Bare Main Replacement	FP-NMG Dist Specific-Replace	376.4	$ -	$ -	$ -	$ -	$ -	$ -	$ -	$ -
1358	620000966	PRE-08781	ART- Downtown Southwest Bare Main Replacement	FP-NMG Dist Specific-Replace	380.0	$ -	$ -	$ -	$ -	$ -	$ -	$ -	$ -
1359	620000967	PRE-08928	ART-Hermosa & First Bare Main Replacement	FP-NMG Dist Specific-Replace	376.1	$ -	$ -	$ -	$ -	$ -	$ -	$ -	$ -
1360	620000967	PRE-08928	ART-Hermosa & First Bare Main Replacement	FP-NMG Dist Specific-Replace	376.2	$ -	$ -	$ -	$ -	$ -	$ -	$ -	$ -
1361	620000967	PRE-08928	ART-Hermosa & First Bare Main Replacement	FP-NMG Dist Specific-Replace	376.4	$ -	$ -	$ -	$ -	$ -	$ -	$ -	$ -
1362	620000967	PRE-08928	ART-Hermosa & First Bare Main Replacement	FP-NMG Dist Specific-Replace	380.0	$ -	$ -	$ -	$ -	$ -	$ -	$ -	$ -
1363	610000968	PRE-08909	ABQ 3rd and Mountain DC Removal	FP-NMG Dist Specific-Replace	376.1	$ -	$ -	$ -	$ -	$ -	$ -	$ -	$ -
1364	610000968	PRE-08909	ABQ 3rd and Mountain DC Removal	FP-NMG Dist Specific-Replace	376.2	$ -	$ -	$ -	$ -	$ -	$ -	$ -	$ -
1365	610000968	PRE-08909	ABQ 3rd and Mountain DC Removal	FP-NMG Dist Specific-Replace	376.4	$ -	$ -	$ -	$ -	$ -	$ -	$ -	$ -
1366	610000968	PRE-08909	ABQ 3rd and Mountain DC Removal	FP-NMG Dist Specific-Replace	380.0	$ -	$ -	$ -	$ -	$ -	$ -	$ -	$ -
1367	625000969	PRE-08921	CLA - Sedan PVC Replacement Phase IV	FP-NMG Dist Specific-Replace	376.1	$ -	$ -	$ -	$ -	$ -	$ -	$ -	$ -
1368	625000969	PRE-08921	CLA - Sedan PVC Replacement Phase IV	FP-NMG Dist Specific-Replace	376.2	$ -	$ -	$ -	$ -	$ -	$ -	$ -	$ -
1369	625000969	PRE-08921	CLA - Sedan PVC Replacement Phase IV	FP-NMG Dist Specific-Replace	376.4	$ -	$ -	$ -	$ -	$ -	$ -	$ -	$ -
1370	625000969	PRE-08921	CLA - Sedan PVC Replacement Phase IV	FP-NMG Dist Specific-Replace	380.0	$ -	$ -	$ -	$ -	$ -	$ -	$ -	$ -
1371	T626000971	PRE-08942	CLO - Rebuild Valve Set Curry CR O & CR 11	FP-NMG Dist Specific-Replace	376.1	$ -	$ -	$ -	$ -	$ -	$ -	$ -	$ -
1372	T626000971	PRE-08942	CLO - Rebuild Valve Set Curry CR O & CR 11	FP-NMG Dist Specific-Replace	376.2	$ -	$ -	$ -	$ -	$ -	$ -	$ -	$ -
1373	T626000971	PRE-08942	CLO - Rebuild Valve Set Curry CR O & CR 11	FP-NMG Dist Specific-Replace	376.4	$ -	$ -	$ -	$ -	$ -	$ -	$ -	$ -
1374	T626000971	PRE-08942	CLO - Rebuild Valve Set Curry CR O & CR 11	FP-NMG Dist Specific-Replace	380.0	$ -	$ -	$ -	$ -	$ -	$ -	$ -	$ -
1375	660000975	PRE-08905	NC Santa Fe - Calle Vianson Main Replacement Phase 1	FP-NMG Dist Specific-Replace	376.1	$ -	$ -	$ -	$ -	$ -	$ -	$ -	$ -
1376	660000975	PRE-08905	NC Santa Fe - Calle Vianson Main Replacement Phase 1	FP-NMG Dist Specific-Replace	376.2	$ -	$ -	$ -	$ -	$ -	$ -	$ -	$ -
1377	660000975	PRE-08905	NC Santa Fe - Calle Vianson Main Replacement Phase 1	FP-NMG Dist Specific-Replace	376.4	$ -	$ -	$ -	$ -	$ -	$ -	$ -	$ -
1378	660000975	PRE-08905	NC Santa Fe - Calle Vianson Main Replacement Phase 1	FP-NMG Dist Specific-Replace	380.0	$ -	$ -	$ -	$ -	$ -	$ -	$ -	$ -
1379	T626000976	PRE-09009	2020 Cutout - Clovis 6"	FP-NMG Transm Specific-Replace	367.1	$ -	$ -	$ -	$ -	$ -	$ -	$ -	$ -
1380	T626000976	PRE-09009	2020 Cutout - Clovis 6"	FP-NMG Transm Specific-Replace	368.0	$ -	$ -	$ -	$ -	$ -	$ -	$ -	$ -
1381	T626000976	PRE-09009	2020 Cutout - Clovis 6"	FP-NMG Transm Specific-Replace	369.0	$ -	$ -	$ -	$ -	$ -	$ -	$ -	$ -
1382	601000977	NCP-14669	ABQ 2020 Fleet Equip	FP-NMG Transportation Equipment	392.0	$ -	$ -	$ -	$ -	$ -	$ -	$ -	$ -
1383	601000977	NCP-14669	ABQ 2020 Fleet Equip	FP-NMG Transportation Equipment	392.1	$ -	$ -	$ -	$ -	$ -	$ -	$ -	$ -
1384	601000977	NCP-14669	ABQ 2020 Fleet Equip	FP-NMG Transportation Equipment	392.2	$ -	$ -	$ -	$ -	$ -	$ -	$ -	$ -
1385	601000977	NCP-14669	ABQ 2020 Fleet Equip	FP-NMG Transportation Equipment	392.3	$ -	$ -	$ -	$ -	$ -	$ -	$ -	$ -
1386	626000978	NEW-14243	CLO - 4 miles SW Gas Line System Tie-in.	FP-NMG Dist Specifics-New	376.1	$ -	$ -	$ -	$ -	$ -	$ -	$ -	$ -
1387	626000978	NEW-14243	CLO - 4 miles SW Gas Line System Tie-in.	FP-NMG Dist Specifics-New	376.2	$ -	$ -	$ -	$ -	$ -	$ -	$ -	$ -
1388	626000978	NEW-14243	CLO - 4 miles SW Gas Line System Tie-in.	FP-NMG Dist Specifics-New	376.4	$ -	$ -	$ -	$ -	$ -	$ -	$ -	$ -
1389	601000979	NCP-15427	2020 Power Operating Equipment	FP-NMG Power Operated Equip	393.0	$ -	$ -	$ -	$ -	$ -	$ -	$ -	$ -
1390	601000979	NCP-15427	2020 Power Operating Equipment	FP-NMG Power Operated Equip	396.0	$ -	$ -	$ -	$ -	$ -	$ -	$ -	$ -
1391	660000980	PRE-08910	NC Santa Fe - Calle Vianson Service Replacement Phase 1	FP-NMG Dist Specific-Replace	376.1	$ -	$ -	$ -	$ -	$ -	$ -	$ -	$ -
1392	660000980	PRE-08910	NC Santa Fe - Calle Vianson Service Replacement Phase 1	FP-NMG Dist Specific-Replace	376.2	$ -	$ -	$ -	$ -	$ -	$ -	$ -	$ -
1393	660000980	PRE-08910	NC Santa Fe - Calle Vianson Service Replacement Phase 1	FP-NMG Dist Specific-Replace	376.4	$ -	$ -	$ -	$ -	$ -	$ -	$ -	$ -
1394	660000980	PRE-08910	NC Santa Fe - Calle Vianson Service Replacement Phase 1	FP-NMG Dist Specific-Replace	380.0	$ -	$ -	$ -	$ -	$ -	$ -	$ -	$ -
1395	T680000981	PRE-09088	monitor set regulator at 350 reg station regulator	FP-NMG Transm Stations-Replace	368.0	$ -	$ -	$ -	$ -	$ -	$ -	$ -	$ -
1396	T680000981	PRE-09088	monitor set regulator at 350 reg station regulator	FP-NMG Transm Stations-Replace	369.0	$ -	$ -	$ -	$ -	$ -	$ -	$ -	$ -
1397	660000982	PRE-08924	NC Santa Fe - Calle Katrina Main Replacement Phase 1	FP-NMG Dist Specific-Replace	376.1	$ -	$ -	$ -	$ -	$ -	$ -	$ -	$ -
1398	660000982	PRE-08924	NC Santa Fe - Calle Katrina Main Replacement Phase 1	FP-NMG Dist Specific-Replace	376.2	$ -	$ -	$ -	$ -	$ -	$ -	$ -	$ -
1399	660000982	PRE-08924	NC Santa Fe - Calle Katrina Main Replacement Phase 1	FP-NMG Dist Specific-Replace	376.4	$ -	$ -	$ -	$ -	$ -	$ -	$ -	$ -
1400	660000982	PRE-08924	NC Santa Fe - Calle Katrina Main Replacement Phase 1	FP-NMG Dist Specific-Replace	380.0	$ -	$ -	$ -	$ -	$ -	$ -	$ -	$ -
1401	660000983	PRE-08925	NC Santa Fe - Calle Katrina Service Replacement Phase 1	FP-NMG Dist Specific-Replace	376.1	$ -	$ -	$ -	$ -	$ -	$ -	$ -	$ -
1402	660000983	PRE-08925	NC Santa Fe - Calle Katrina Service Replacement Phase 1	FP-NMG Dist Specific-Replace	376.2	$ -	$ -	$ -	$ -	$ -	$ -	$ -	$ -
1403	660000983	PRE-08925	NC Santa Fe - Calle Katrina Service Replacement Phase 1	FP-NMG Dist Specific-Replace	376.4	$ -	$ -	$ -	$ -	$ -	$ -	$ -	$ -

NEW MEXICO GAS COMPANY, INC.

Plant Gross Activity
Base Period - 12 Months Ending March 31, 2023
Future Test Year - 12 Months Ending September 30, 2025

	A	B	C	D	E	U	V	W	X	Y	Z	AA
3	Investment Number	FP Number	Investment Name	FP Type	FERC Account	7/31/2024	8/31/2024	9/30/2024	10/31/2024	11/30/2024	12/31/2024	1/31/2025
1348	610000964	PRE-09718	ABQ Mitered Joints Removal on KAFB	FP-NMG Dist Specific-Replace	376.2	$ -	$ -	$ -	$ -	$ -	$ -	$ -
1349	610000964	PRE-09718	ABQ Mitered Joints Removal on KAFB	FP-NMG Dist Specific-Replace	376.4	$ -	$ -	$ -	$ -	$ -	$ -	$ -
1350	610000964	PRE-09718	ABQ Mitered Joints Removal on KAFB	FP-NMG Dist Specific-Replace	380.0	$ -	$ -	$ -	$ -	$ -	$ -	$ -
1351	610000965	PRE-09002	ABQ Low Pressure System Replacements	FP-NMG Dist Specific-Replace	376.1	$ -	$ -	$ -	$ -	$ -	$ -	$ -
1352	610000965	PRE-09002	ABQ Low Pressure System Replacements	FP-NMG Dist Specific-Replace	376.2	$ -	$ -	$ -	$ -	$ -	$ -	$ -
1353	610000965	PRE-09002	ABQ Low Pressure System Replacements	FP-NMG Dist Specific-Replace	376.4	$ -	$ -	$ -	$ -	$ -	$ -	$ -
1354	610000965	PRE-09002	ABQ Low Pressure System Replacements	FP-NMG Dist Specific-Replace	380.0	$ -	$ -	$ -	$ -	$ -	$ -	$ -
1355	620000966	PRE-08781	ART- Downtown Southwest Bare Main Replacement	FP-NMG Dist Specific-Replace	376.1	$ -	$ -	$ -	$ -	$ -	$ -	$ -
1356	620000966	PRE-08781	ART- Downtown Southwest Bare Main Replacement	FP-NMG Dist Specific-Replace	376.2	$ -	$ -	$ -	$ -	$ -	$ -	$ -
1357	620000966	PRE-08781	ART- Downtown Southwest Bare Main Replacement	FP-NMG Dist Specific-Replace	376.4	$ -	$ -	$ -	$ -	$ -	$ -	$ -
1358	620000966	PRE-08781	ART- Downtown Southwest Bare Main Replacement	FP-NMG Dist Specific-Replace	380.0	$ -	$ -	$ -	$ -	$ -	$ -	$ -
1359	620000967	PRE-08928	ART-Hermosa & First Bare Main Replacement	FP-NMG Dist Specific-Replace	376.1	$ -	$ -	$ -	$ -	$ -	$ -	$ -
1360	620000967	PRE-08928	ART-Hermosa & First Bare Main Replacement	FP-NMG Dist Specific-Replace	376.2	$ -	$ -	$ -	$ -	$ -	$ -	$ -
1361	620000967	PRE-08928	ART-Hermosa & First Bare Main Replacement	FP-NMG Dist Specific-Replace	376.4	$ -	$ -	$ -	$ -	$ -	$ -	$ -
1362	620000967	PRE-08928	ART-Hermosa & First Bare Main Replacement	FP-NMG Dist Specific-Replace	380.0	$ -	$ -	$ -	$ -	$ -	$ -	$ -
1363	610000968	PRE-08909	ABQ 3rd and Mountain DC Removal	FP-NMG Dist Specific-Replace	376.1	$ -	$ -	$ -	$ -	$ -	$ -	$ -
1364	610000968	PRE-08909	ABQ 3rd and Mountain DC Removal	FP-NMG Dist Specific-Replace	376.2	$ -	$ -	$ -	$ -	$ -	$ -	$ -
1365	610000968	PRE-08909	ABQ 3rd and Mountain DC Removal	FP-NMG Dist Specific-Replace	376.4	$ -	$ -	$ -	$ -	$ -	$ -	$ -
1366	610000968	PRE-08909	ABQ 3rd and Mountain DC Removal	FP-NMG Dist Specific-Replace	380.0	$ -	$ -	$ -	$ -	$ -	$ -	$ -
1367	625000969	PRE-08921	CLA - Sedan PVC Replacement Phase IV	FP-NMG Dist Specific-Replace	376.1	$ -	$ -	$ -	$ -	$ -	$ -	$ -
1368	625000969	PRE-08921	CLA - Sedan PVC Replacement Phase IV	FP-NMG Dist Specific-Replace	376.2	$ -	$ -	$ -	$ -	$ -	$ -	$ -
1369	625000969	PRE-08921	CLA - Sedan PVC Replacement Phase IV	FP-NMG Dist Specific-Replace	376.4	$ -	$ -	$ -	$ -	$ -	$ -	$ -
1370	625000969	PRE-08921	CLA - Sedan PVC Replacement Phase IV	FP-NMG Dist Specific-Replace	380.0	$ -	$ -	$ -	$ -	$ -	$ -	$ -
1371	T626000971	PRE-08942	CLO - Rebuild Valve Set Curry CR O & CR 11	FP-NMG Dist Specific-Replace	376.1	$ -	$ -	$ -	$ -	$ -	$ -	$ -
1372	T626000971	PRE-08942	CLO - Rebuild Valve Set Curry CR O & CR 11	FP-NMG Dist Specific-Replace	376.2	$ -	$ -	$ -	$ -	$ -	$ -	$ -
1373	T626000971	PRE-08942	CLO - Rebuild Valve Set Curry CR O & CR 11	FP-NMG Dist Specific-Replace	376.4	$ -	$ -	$ -	$ -	$ -	$ -	$ -
1374	T626000971	PRE-08942	CLO - Rebuild Valve Set Curry CR O & CR 11	FP-NMG Dist Specific-Replace	380.0	$ -	$ -	$ -	$ -	$ -	$ -	$ -
1375	660000975	PRE-08905	NC Santa Fe - Calle Vianson Main Replacement Phase 1	FP-NMG Dist Specific-Replace	376.1	$ -	$ -	$ -	$ -	$ -	$ -	$ -
1376	660000975	PRE-08905	NC Santa Fe - Calle Vianson Main Replacement Phase 1	FP-NMG Dist Specific-Replace	376.2	$ -	$ -	$ -	$ -	$ -	$ -	$ -
1377	660000975	PRE-08905	NC Santa Fe - Calle Vianson Main Replacement Phase 1	FP-NMG Dist Specific-Replace	376.4	$ -	$ -	$ -	$ -	$ -	$ -	$ -
1378	660000975	PRE-08905	NC Santa Fe - Calle Vianson Main Replacement Phase 1	FP-NMG Dist Specific-Replace	380.0	$ -	$ -	$ -	$ -	$ -	$ -	$ -
1379	T626000976	PRE-09009	2020 Cutout - Clovis 6"	FP-NMG Transm Specific-Replace	367.1	$ -	$ -	$ -	$ -	$ -	$ -	$ -
1380	T626000976	PRE-09009	2020 Cutout - Clovis 6"	FP-NMG Transm Specific-Replace	368.0	$ -	$ -	$ -	$ -	$ -	$ -	$ -
1381	T626000976	PRE-09009	2020 Cutout - Clovis 6"	FP-NMG Transm Specific-Replace	369.0	$ -	$ -	$ -	$ -	$ -	$ -	$ -
1382	601000977	NCP-14669	ABQ 2020 Fleet Equip	FP-NMG Transportation Equipment	392.0	$ -	$ -	$ -	$ -	$ -	$ -	$ -
1383	601000977	NCP-14669	ABQ 2020 Fleet Equip	FP-NMG Transportation Equipment	392.1	$ -	$ -	$ -	$ -	$ -	$ -	$ -
1384	601000977	NCP-14669	ABQ 2020 Fleet Equip	FP-NMG Transportation Equipment	392.2	$ -	$ -	$ -	$ -	$ -	$ -	$ -
1385	601000977	NCP-14669	ABQ 2020 Fleet Equip	FP-NMG Transportation Equipment	392.3	$ -	$ -	$ -	$ -	$ -	$ -	$ -
1386	626000978	NEW-14243	CLO - 4 miles SW Gas Line System Tie-in.	FP-NMG Dist Specifics-New	376.1	$ -	$ -	$ -	$ -	$ -	$ -	$ -
1387	626000978	NEW-14243	CLO - 4 miles SW Gas Line System Tie-in.	FP-NMG Dist Specifics-New	376.2	$ -	$ -	$ -	$ -	$ -	$ -	$ -
1388	626000978	NEW-14243	CLO - 4 miles SW Gas Line System Tie-in.	FP-NMG Dist Specifics-New	376.4	$ -	$ -	$ -	$ -	$ -	$ -	$ -
1389	601000979	NCP-15427	2020 Power Operating Equipment	FP-NMG Power Operated Equip	393.0	$ -	$ -	$ -	$ -	$ -	$ -	$ -
1390	601000979	NCP-15427	2020 Power Operating Equipment	FP-NMG Power Operated Equip	396.0	$ -	$ -	$ -	$ -	$ -	$ -	$ -
1391	660000980	PRE-08910	NC Santa Fe - Calle Vianson Service Replacement Phase 1	FP-NMG Dist Specific-Replace	376.1	$ -	$ -	$ -	$ -	$ -	$ -	$ -
1392	660000980	PRE-08910	NC Santa Fe - Calle Vianson Service Replacement Phase 1	FP-NMG Dist Specific-Replace	376.2	$ -	$ -	$ -	$ -	$ -	$ -	$ -
1393	660000980	PRE-08910	NC Santa Fe - Calle Vianson Service Replacement Phase 1	FP-NMG Dist Specific-Replace	376.4	$ -	$ -	$ -	$ -	$ -	$ -	$ -
1394	660000980	PRE-08910	NC Santa Fe - Calle Vianson Service Replacement Phase 1	FP-NMG Dist Specific-Replace	380.0	$ -	$ -	$ -	$ -	$ -	$ -	$ -
1395	T680000981	PRE-09088	monitor set regulator at 350 reg station regulator	FP-NMG Transm Stations-Replace	368.0	$ -	$ -	$ -	$ -	$ -	$ -	$ -
1396	T680000981	PRE-09088	monitor set regulator at 350 reg station regulator	FP-NMG Transm Stations-Replace	369.0	$ -	$ -	$ -	$ -	$ -	$ -	$ -
1397	660000982	PRE-08924	NC Santa Fe - Calle Katrina Main Replacement Phase 1	FP-NMG Dist Specific-Replace	376.1	$ -	$ -	$ -	$ -	$ -	$ -	$ -
1398	660000982	PRE-08924	NC Santa Fe - Calle Katrina Main Replacement Phase 1	FP-NMG Dist Specific-Replace	376.2	$ -	$ -	$ -	$ -	$ -	$ -	$ -
1399	660000982	PRE-08924	NC Santa Fe - Calle Katrina Main Replacement Phase 1	FP-NMG Dist Specific-Replace	376.4	$ -	$ -	$ -	$ -	$ -	$ -	$ -
1400	660000982	PRE-08924	NC Santa Fe - Calle Katrina Main Replacement Phase 1	FP-NMG Dist Specific-Replace	380.0	$ -	$ -	$ -	$ -	$ -	$ -	$ -
1401	660000983	PRE-08925	NC Santa Fe - Calle Katrina Service Replacement Phase 1	FP-NMG Dist Specific-Replace	376.1	$ -	$ -	$ -	$ -	$ -	$ -	$ -
1402	660000983	PRE-08925	NC Santa Fe - Calle Katrina Service Replacement Phase 1	FP-NMG Dist Specific-Replace	376.2	$ -	$ -	$ -	$ -	$ -	$ -	$ -
1403	660000983	PRE-08925	NC Santa Fe - Calle Katrina Service Replacement Phase 1	FP-NMG Dist Specific-Replace	376.4	$ -	$ -	$ -	$ -	$ -	$ -	$ -

NEW MEXICO GAS COMPANY, INC.

Plant Gross Activity
Base Period - 12 Months Ending March 31, 2023
Future Test Year - 12 Months Ending September 30, 2025

	A	B	C	D	E	AB	AC	AD	AE	AF	AG	AH	AI
3	Investment Number	FP Number	Investment Name	FP Type	FERC Account	2/28/2025	3/31/2025	4/30/2025	5/31/2025	6/30/2025	7/31/2025	8/31/2025	9/30/2025
1348	610000964	PRE-09718	ABQ Mitered Joints Removal on KAFB	FP-NMG Dist Specific-Replace	376.2	$ -	$ -	$ -	$ -	$ -	$ -	$ -	$ -
1349	610000964	PRE-09718	ABQ Mitered Joints Removal on KAFB	FP-NMG Dist Specific-Replace	376.4	$ -	$ -	$ -	$ -	$ -	$ -	$ -	$ -
1350	610000964	PRE-09718	ABQ Mitered Joints Removal on KAFB	FP-NMG Dist Specific-Replace	380.0	$ -	$ -	$ -	$ -	$ -	$ -	$ -	$ -
1351	610000965	PRE-09002	ABQ Low Pressure System Replacements	FP-NMG Dist Specific-Replace	376.1	$ -	$ -	$ -	$ -	$ -	$ -	$ -	$ -
1352	610000965	PRE-09002	ABQ Low Pressure System Replacements	FP-NMG Dist Specific-Replace	376.2	$ -	$ -	$ -	$ -	$ -	$ -	$ -	$ -
1353	610000965	PRE-09002	ABQ Low Pressure System Replacements	FP-NMG Dist Specific-Replace	376.4	$ -	$ -	$ -	$ -	$ -	$ -	$ -	$ -
1354	610000965	PRE-09002	ABQ Low Pressure System Replacements	FP-NMG Dist Specific-Replace	380.0	$ -	$ -	$ -	$ -	$ -	$ -	$ -	$ -
1355	620000966	PRE-08781	ART- Downtown Southwest Bare Main Replacement	FP-NMG Dist Specific-Replace	376.1	$ -	$ -	$ -	$ -	$ -	$ -	$ -	$ -
1356	620000966	PRE-08781	ART- Downtown Southwest Bare Main Replacement	FP-NMG Dist Specific-Replace	376.2	$ -	$ -	$ -	$ -	$ -	$ -	$ -	$ -
1357	620000966	PRE-08781	ART- Downtown Southwest Bare Main Replacement	FP-NMG Dist Specific-Replace	376.4	$ -	$ -	$ -	$ -	$ -	$ -	$ -	$ -
1358	620000966	PRE-08781	ART- Downtown Southwest Bare Main Replacement	FP-NMG Dist Specific-Replace	380.0	$ -	$ -	$ -	$ -	$ -	$ -	$ -	$ -
1359	620000967	PRE-08928	ART-Hermosa & First Bare Main Replacement	FP-NMG Dist Specific-Replace	376.1	$ -	$ -	$ -	$ -	$ -	$ -	$ -	$ -
1360	620000967	PRE-08928	ART-Hermosa & First Bare Main Replacement	FP-NMG Dist Specific-Replace	376.2	$ -	$ -	$ -	$ -	$ -	$ -	$ -	$ -
1361	620000967	PRE-08928	ART-Hermosa & First Bare Main Replacement	FP-NMG Dist Specific-Replace	376.4	$ -	$ -	$ -	$ -	$ -	$ -	$ -	$ -
1362	620000967	PRE-08928	ART-Hermosa & First Bare Main Replacement	FP-NMG Dist Specific-Replace	380.0	$ -	$ -	$ -	$ -	$ -	$ -	$ -	$ -
1363	610000968	PRE-08909	ABQ 3rd and Mountain DC Removal	FP-NMG Dist Specific-Replace	376.1	$ -	$ -	$ -	$ -	$ -	$ -	$ -	$ -
1364	610000968	PRE-08909	ABQ 3rd and Mountain DC Removal	FP-NMG Dist Specific-Replace	376.2	$ -	$ -	$ -	$ -	$ -	$ -	$ -	$ -
1365	610000968	PRE-08909	ABQ 3rd and Mountain DC Removal	FP-NMG Dist Specific-Replace	376.4	$ -	$ -	$ -	$ -	$ -	$ -	$ -	$ -
1366	610000968	PRE-08909	ABQ 3rd and Mountain DC Removal	FP-NMG Dist Specific-Replace	380.0	$ -	$ -	$ -	$ -	$ -	$ -	$ -	$ -
1367	625000969	PRE-08921	CLA - Sedan PVC Replacement Phase IV	FP-NMG Dist Specific-Replace	376.1	$ -	$ -	$ -	$ -	$ -	$ -	$ -	$ -
1368	625000969	PRE-08921	CLA - Sedan PVC Replacement Phase IV	FP-NMG Dist Specific-Replace	376.2	$ -	$ -	$ -	$ -	$ -	$ -	$ -	$ -
1369	625000969	PRE-08921	CLA - Sedan PVC Replacement Phase IV	FP-NMG Dist Specific-Replace	376.4	$ -	$ -	$ -	$ -	$ -	$ -	$ -	$ -
1370	625000969	PRE-08921	CLA - Sedan PVC Replacement Phase IV	FP-NMG Dist Specific-Replace	380.0	$ -	$ -	$ -	$ -	$ -	$ -	$ -	$ -
1371	T626000971	PRE-08942	CLO - Rebuild Valve Set Curry CR O & CR 11	FP-NMG Dist Specific-Replace	376.1	$ -	$ -	$ -	$ -	$ 24,186	$ -	$ -	$ -
1372	T626000971	PRE-08942	CLO - Rebuild Valve Set Curry CR O & CR 11	FP-NMG Dist Specific-Replace	376.2	$ -	$ -	$ -	$ -	$ 169,303	$ -	$ -	$ -
1373	T626000971	PRE-08942	CLO - Rebuild Valve Set Curry CR O & CR 11	FP-NMG Dist Specific-Replace	376.4	$ -	$ -	$ -	$ -	$ 12,093	$ -	$ -	$ -
1374	T626000971	PRE-08942	CLO - Rebuild Valve Set Curry CR O & CR 11	FP-NMG Dist Specific-Replace	380.0	$ -	$ -	$ -	$ -	$ 36,279	$ -	$ -	$ -
1375	660000975	PRE-08905	NC Santa Fe - Calle Vianson Main Replacement Phase 1	FP-NMG Dist Specific-Replace	376.1	$ -	$ -	$ -	$ -	$ -	$ -	$ -	$ -
1376	660000975	PRE-08905	NC Santa Fe - Calle Vianson Main Replacement Phase 1	FP-NMG Dist Specific-Replace	376.2	$ -	$ -	$ -	$ -	$ -	$ -	$ -	$ -
1377	660000975	PRE-08905	NC Santa Fe - Calle Vianson Main Replacement Phase 1	FP-NMG Dist Specific-Replace	376.4	$ -	$ -	$ -	$ -	$ -	$ -	$ -	$ -
1378	660000975	PRE-08905	NC Santa Fe - Calle Vianson Main Replacement Phase 1	FP-NMG Dist Specific-Replace	380.0	$ -	$ -	$ -	$ -	$ -	$ -	$ -	$ -
1379	T626000976	PRE-09009	2020 Cutout - Clovis 6"	FP-NMG Transm Specific-Replace	367.1	$ -	$ -	$ -	$ -	$ -	$ -	$ -	$ -
1380	T626000976	PRE-09009	2020 Cutout - Clovis 6"	FP-NMG Transm Specific-Replace	368.0	$ -	$ -	$ -	$ -	$ -	$ -	$ -	$ -
1381	T626000976	PRE-09009	2020 Cutout - Clovis 6"	FP-NMG Transm Specific-Replace	369.0	$ -	$ -	$ -	$ -	$ -	$ -	$ -	$ -
1382	601000977	NCP-14669	ABQ 2020 Fleet Equip	FP-NMG Transportation Equipment	392.0	$ -	$ -	$ -	$ -	$ -	$ -	$ -	$ -
1383	601000977	NCP-14669	ABQ 2020 Fleet Equip	FP-NMG Transportation Equipment	392.1	$ -	$ -	$ -	$ -	$ -	$ -	$ -	$ -
1384	601000977	NCP-14669	ABQ 2020 Fleet Equip	FP-NMG Transportation Equipment	392.2	$ -	$ -	$ -	$ -	$ -	$ -	$ -	$ -
1385	601000977	NCP-14669	ABQ 2020 Fleet Equip	FP-NMG Transportation Equipment	392.3	$ -	$ -	$ -	$ -	$ -	$ -	$ -	$ -
1386	626000978	NEW-14243	CLO - 4 miles SW Gas Line System Tie-in.	FP-NMG Dist Specifics-New	376.1	$ -	$ -	$ -	$ -	$ -	$ -	$ -	$ -
1387	626000978	NEW-14243	CLO - 4 miles SW Gas Line System Tie-in.	FP-NMG Dist Specifics-New	376.2	$ -	$ -	$ -	$ -	$ -	$ -	$ -	$ -
1388	626000978	NEW-14243	CLO - 4 miles SW Gas Line System Tie-in.	FP-NMG Dist Specifics-New	376.4	$ -	$ -	$ -	$ -	$ -	$ -	$ -	$ -
1389	601000979	NCP-15427	2020 Power Operating Equipment	FP-NMG Power Operated Equip	393.0	$ -	$ -	$ -	$ -	$ -	$ -	$ -	$ -
1390	601000979	NCP-15427	2020 Power Operating Equipment	FP-NMG Power Operated Equip	396.0	$ -	$ -	$ -	$ -	$ -	$ -	$ -	$ -
1391	660000980	PRE-08910	NC Santa Fe - Calle Vianson Service Replacement Phase 1	FP-NMG Dist Specific-Replace	376.1	$ -	$ -	$ -	$ -	$ -	$ -	$ -	$ -
1392	660000980	PRE-08910	NC Santa Fe - Calle Vianson Service Replacement Phase 1	FP-NMG Dist Specific-Replace	376.2	$ -	$ -	$ -	$ -	$ -	$ -	$ -	$ -
1393	660000980	PRE-08910	NC Santa Fe - Calle Vianson Service Replacement Phase 1	FP-NMG Dist Specific-Replace	376.4	$ -	$ -	$ -	$ -	$ -	$ -	$ -	$ -
1394	660000980	PRE-08910	NC Santa Fe - Calle Vianson Service Replacement Phase 1	FP-NMG Dist Specific-Replace	380.0	$ -	$ -	$ -	$ -	$ -	$ -	$ -	$ -
1395	T680000981	PRE-09088	monitor set regulator at 350 reg station regulator	FP-NMG Transm Stations-Replace	368.0	$ -	$ -	$ -	$ -	$ -	$ -	$ -	$ -
1396	T680000981	PRE-09088	monitor set regulator at 350 reg station regulator	FP-NMG Transm Stations-Replace	369.0	$ -	$ -	$ -	$ -	$ -	$ -	$ -	$ -
1397	660000982	PRE-08924	NC Santa Fe - Calle Katrina Main Replacement Phase 1	FP-NMG Dist Specific-Replace	376.1	$ -	$ -	$ -	$ -	$ -	$ -	$ -	$ -
1398	660000982	PRE-08924	NC Santa Fe - Calle Katrina Main Replacement Phase 1	FP-NMG Dist Specific-Replace	376.2	$ -	$ -	$ -	$ -	$ -	$ -	$ -	$ -
1399	660000982	PRE-08924	NC Santa Fe - Calle Katrina Main Replacement Phase 1	FP-NMG Dist Specific-Replace	376.4	$ -	$ -	$ -	$ -	$ -	$ -	$ -	$ -
1400	660000982	PRE-08924	NC Santa Fe - Calle Katrina Main Replacement Phase 1	FP-NMG Dist Specific-Replace	380.0	$ -	$ -	$ -	$ -	$ -	$ -	$ -	$ -
1401	660000983	PRE-08925	NC Santa Fe - Calle Katrina Service Replacement Phase 1	FP-NMG Dist Specific-Replace	376.1	$ -	$ -	$ -	$ -	$ -	$ -	$ -	$ -
1402	660000983	PRE-08925	NC Santa Fe - Calle Katrina Service Replacement Phase 1	FP-NMG Dist Specific-Replace	376.2	$ -	$ -	$ -	$ -	$ -	$ -	$ -	$ -
1403	660000983	PRE-08925	NC Santa Fe - Calle Katrina Service Replacement Phase 1	FP-NMG Dist Specific-Replace	376.4	$ -	$ -	$ -	$ -	$ -	$ -	$ -	$ -

NEW MEXICO GAS COMPANY, INC.

Plant Gross Activity
Base Period - 12 Months Ending March 31, 2023
Future Test Year - 12 Months Ending September 30, 2025

	A	B	C	D	E	F	G	H	I	J	K	L
3	Investment Number	FP Number	Investment Name	FP Type	FERC Account	4/30/2023	5/31/2023	6/30/2023	7/31/2023	8/31/2023	9/30/2023	10/31/2023
1404	660000983	PRE-08925	NC Santa Fe - Calle Katrina Service Replacement Phase 1	FP-NMG Dist Specific-Replace	380.0	$ -	$ -	$ -	$ -	$ -	$ -	$ -
1405	T680000984	PRE-08740	YZ Odorizer at KTZ	FP-NMG Transm Stations-Replace	368.0	$ -	$ -	$ -	$ -	$ -	$ -	$ -
1406	T680000984	PRE-08740	YZ Odorizer at KTZ	FP-NMG Transm Stations-Replace	369.0	$ -	$ -	$ -	$ -	$ -	$ -	$ -
1407	601000985	NCP-14670	ABQ Fleet Equip	FP-NMG Transportation Equipment	392.0	$ -	$ -	$ 1,373,386	$ -	$ -	$ 414,656	$ -
1408	601000985	NCP-14670	ABQ Fleet Equip	FP-NMG Transportation Equipment	392.1	$ -	$ -	$ 220,723	$ -	$ -	$ 66,641	$ -
1409	601000985	NCP-14670	ABQ Fleet Equip	FP-NMG Transportation Equipment	392.2	$ -	$ -	$ 171,673	$ -	$ -	$ 51,832	$ -
1410	601000985	NCP-14670	ABQ Fleet Equip	FP-NMG Transportation Equipment	392.3	$ -	$ -	$ 686,693	$ -	$ -	$ 207,328	$ -
1411	601000986	NCP-14668	Power Operating Equipment	FP-NMG Power Operated Equip	393.0	$ -	$ -	$ 101,310	$ -	$ -	$ 29,724	$ -
1412	601000986	NCP-14668	Power Operating Equipment	FP-NMG Power Operated Equip	396.0	$ -	$ -	$ 819,692	$ -	$ -	$ 240,497	$ -
1413	T680000988	PRE-08723	30 th &Main YZ Odorizer	FP-NMG Transm Stations-Replace	368.0	$ -	$ -	$ -	$ -	$ -	$ -	$ -
1414	T680000988	PRE-08723	30 th &Main YZ Odorizer	FP-NMG Transm Stations-Replace	369.0	$ -	$ -	$ -	$ -	$ -	$ -	$ -
1415	T680000989	PRE-08741	Aztec 3 station adding four of votex heater	FP-NMG Transm Stations-Replace	368.0	$ -	$ -	$ -	$ -	$ -	$ -	$ -
1416	T680000989	PRE-08741	Aztec 3 station adding four of votex heater	FP-NMG Transm Stations-Replace	369.0	$ -	$ -	$ -	$ -	$ -	$ -	$ -
1417	T624000990	PRE-08846	UFG meter at Red Lake in Artesia area	FP-NMG Transm Specific-Replace	367.1	$ -	$ -	$ -	$ -	$ -	$ -	$ -
1418	T624000990	PRE-08846	UFG meter at Red Lake in Artesia area	FP-NMG Transm Specific-Replace	368.0	$ -	$ -	$ -	$ -	$ -	$ -	$ -
1419	T624000990	PRE-08846	UFG meter at Red Lake in Artesia area	FP-NMG Transm Specific-Replace	369.0	$ -	$ -	$ -	$ -	$ -	$ -	$ -
1420	T610000991	PRE-08828	Redonda Compressor Station - Station Piping 2020	FP-NMG Transm Specific-Replace	367.1	$ -	$ -	$ -	$ -	$ -	$ -	$ -
1421	T610000991	PRE-08828	Redonda Compressor Station - Station Piping 2020	FP-NMG Transm Specific-Replace	368.0	$ -	$ -	$ -	$ -	$ -	$ -	$ -
1422	T610000991	PRE-08828	Redonda Compressor Station - Station Piping 2020	FP-NMG Transm Specific-Replace	369.0	$ -	$ -	$ -	$ -	$ -	$ -	$ -
1423	T610000992	PRE-08880	Rio Bravo and Coors Regulator Station Rebuild	FP-NMG Transm Specific-Replace	367.1	$ -	$ -	$ -	$ -	$ -	$ -	$ -
1424	T610000992	PRE-08880	Rio Bravo and Coors Regulator Station Rebuild	FP-NMG Transm Specific-Replace	368.0	$ -	$ -	$ -	$ -	$ -	$ -	$ -
1425	T610000992	PRE-08880	Rio Bravo and Coors Regulator Station Rebuild	FP-NMG Transm Specific-Replace	369.0	$ -	$ -	$ -	$ -	$ -	$ -	$ -
1426	T680000993	NEW-14223	Starlake Warehouse	FP-NMG Transm Specifics-New	367.1	$ -	$ -	$ -	$ -	$ -	$ -	$ -
1427	T680000993	NEW-14223	Starlake Warehouse	FP-NMG Transm Specifics-New	368.0	$ -	$ -	$ -	$ -	$ -	$ -	$ -
1428	T680000993	NEW-14223	Starlake Warehouse	FP-NMG Transm Specifics-New	369.0	$ -	$ -	$ -	$ -	$ -	$ -	$ -
1429	T660000994	PRE-08881	THIS ASSET IS RETIRED - Baca Block Valve 12 inch Actuator Replacement	FP-NMG Transm Stations-Replace	368.0	$ -	$ -	$ -	$ -	$ -	$ -	$ -
1430	T660000994	PRE-08881	THIS ASSET IS RETIRED - Baca Block Valve 12 inch Actuator Replacement	FP-NMG Transm Stations-Replace	369.0	$ -	$ -	$ -	$ -	$ -	$ -	$ -
1431	629000995	PRE-08922	ROS-East Grand Plains PVC Replacement	FP-NMG Dist Specific-Replace	376.1	$ -	$ -	$ -	$ -	$ -	$ -	$ 54,727
1432	629000995	PRE-08922	ROS-East Grand Plains PVC Replacement	FP-NMG Dist Specific-Replace	376.2	$ -	$ -	$ -	$ -	$ -	$ -	$ 383,088
1433	629000995	PRE-08922	ROS-East Grand Plains PVC Replacement	FP-NMG Dist Specific-Replace	376.4	$ -	$ -	$ -	$ -	$ -	$ -	$ 27,363
1434	629000995	PRE-08922	ROS-East Grand Plains PVC Replacement	FP-NMG Dist Specific-Replace	380.0	$ -	$ -	$ -	$ -	$ -	$ -	$ 82,090
1435	660000996	PRE-08914	NC Santa Fe - Siringo Rd, Camino Consuelo & S Siringo Rondo Main Replacement Pha	FP-NMG Dist Specific-Replace	376.1	$ -	$ -	$ -	$ -	$ -	$ -	$ -
1436	660000996	PRE-08914	NC Santa Fe - Siringo Rd, Camino Consuelo & S Siringo Rondo Main Replacement Pha	FP-NMG Dist Specific-Replace	376.2	$ -	$ -	$ -	$ -	$ -	$ -	$ -
1437	660000996	PRE-08914	NC Santa Fe - Siringo Rd, Camino Consuelo & S Siringo Rondo Main Replacement Pha	FP-NMG Dist Specific-Replace	376.4	$ -	$ -	$ -	$ -	$ -	$ -	$ -
1438	660000996	PRE-08914	NC Santa Fe - Siringo Rd, Camino Consuelo & S Siringo Rondo Main Replacement Pha	FP-NMG Dist Specific-Replace	380.0	$ -	$ -	$ -	$ -	$ -	$ -	$ -
1439	685000997	NEW-15572	NW Grants - Acoma Phase II	FP-NMG Dist Specifics-New	376.1	$ -	$ -	$ -	$ -	$ -	$ -	$ -
1440	685000997	NEW-15572	NW Grants - Acoma Phase II	FP-NMG Dist Specifics-New	376.2	$ -	$ -	$ -	$ -	$ -	$ -	$ -
1441	685000997	NEW-15572	NW Grants - Acoma Phase II	FP-NMG Dist Specifics-New	376.4	$ -	$ -	$ -	$ -	$ -	$ -	$ -
1442	601000998	NCP-12155	KorWeb Implementation 2019	FP-NMG Intangible	303.3	$ -	$ -	$ -	$ -	$ -	$ -	$ -
1443	T680000999	PRE-09005	2020 Anode Installation DOE ML	FP-NMG Transm Cathodic Protectior	367.3	$ -	$ -	$ -	$ -	$ -	$ -	$ -
1444	T680001000	PRE-09058	ABQ 20in ML Star Lake to Rio Puerco BS Make Piggable (East and West)	FP-NMG Transm Specific-Replace	367.1	$ -	$ -	$ -	$ -	$ -	$ -	$ -
1445	T680001000	PRE-09058	ABQ 20in ML Star Lake to Rio Puerco BS Make Piggable (East and West)	FP-NMG Transm Specific-Replace	368.0	$ -	$ -	$ -	$ -	$ -	$ -	$ -
1446	T680001000	PRE-09058	ABQ 20in ML Star Lake to Rio Puerco BS Make Piggable (East and West)	FP-NMG Transm Specific-Replace	369.0	$ -	$ -	$ -	$ -	$ -	$ -	$ -
1447	660001001	PRE-08915	NC Santa Fe - Siringo Rd, Camino Consuelo & S Siringo Rondo Service Replacement Pl	FP-NMG Dist Specific-Replace	376.1	$ -	$ -	$ -	$ -	$ -	$ -	$ -
1448	660001001	PRE-08915	NC Santa Fe - Siringo Rd, Camino Consuelo & S Siringo Rondo Service Replacement Pl	FP-NMG Dist Specific-Replace	376.2	$ -	$ -	$ -	$ -	$ -	$ -	$ -
1449	660001001	PRE-08915	NC Santa Fe - Siringo Rd, Camino Consuelo & S Siringo Rondo Service Replacement Pl	FP-NMG Dist Specific-Replace	376.4	$ -	$ -	$ -	$ -	$ -	$ -	$ -
1450	660001001	PRE-08915	NC Santa Fe - Siringo Rd, Camino Consuelo & S Siringo Rondo Service Replacement Pl	FP-NMG Dist Specific-Replace	380.0	$ -	$ -	$ -	$ -	$ -	$ -	$ -
1451	T624001002	PRE-09181	MAOP Replace - Bare Main Potash dual 4's with 6-in from IMCC to Intrepid West Tak	FP-NMG Transm Specific-Replace	367.1	$ -	$ -	$ -	$ -	$ -	$ -	$ -
1452	T624001002	PRE-09181	MAOP Replace - Bare Main Potash dual 4's with 6-in from IMCC to Intrepid West Tak	FP-NMG Transm Specific-Replace	368.0	$ -	$ -	$ -	$ -	$ -	$ -	$ -
1453	T624001002	PRE-09181	MAOP Replace - Bare Main Potash dual 4's with 6-in from IMCC to Intrepid West Tak	FP-NMG Transm Specific-Replace	369.0	$ -	$ -	$ -	$ -	$ -	$ -	$ -
1454	T660001003	PRE-08858	UFG Meter at ML 599	FP-NMG Transm Specific-Replace	367.1	$ -	$ -	$ -	$ -	$ -	$ -	$ -
1455	T660001003	PRE-08858	UFG Meter at ML 599	FP-NMG Transm Specific-Replace	368.0	$ -	$ -	$ -	$ -	$ -	$ -	$ -
1456	T660001003	PRE-08858	UFG Meter at ML 599	FP-NMG Transm Specific-Replace	369.0	$ -	$ -	$ -	$ -	$ -	$ -	$ -
1457	T624001004	PRE-08520	EPNG Monument Meter Rebuild 2019	FP-NMG Transm Specific-Replace	367.1	$ -	$ -	$ -	$ -	$ -	$ -	$ -
1458	T624001004	PRE-08520	EPNG Monument Meter Rebuild 2019	FP-NMG Transm Specific-Replace	368.0	$ -	$ -	$ -	$ -	$ -	$ -	$ -
1459	T624001004	PRE-08520	EPNG Monument Meter Rebuild 2019	FP-NMG Transm Specific-Replace	369.0	$ -	$ -	$ -	$ -	$ -	$ -	$ -

NEW MEXICO GAS COMPANY, INC.

Plant Gross Activity
Base Period - 12 Months Ending March 31, 2023
Future Test Year - 12 Months Ending September 30, 2025

	A	B	C	D	E	M	N	O	P	Q	R	S	T
3	Investment Number	FP Number	Investment Name	FP Type	FERC Account	11/30/2023	12/31/2023	1/31/2024	2/29/2024	3/31/2024	4/30/2024	5/31/2024	6/30/2024
1404	660000983	PRE-08925	NC Santa Fe - Calle Katrina Service Replacement Phase 1	FP-NMG Dist Specific-Replace	380.0	$ -	$ -	$ -	$ -	$ -	$ -	$ -	$ -
1405	T680000984	PRE-08740	YZ Odorizer at KTZ	FP-NMG Transm Stations-Replace	368.0	$ -	$ -	$ -	$ -	$ -	$ -	$ -	$ -
1406	T680000984	PRE-08740	YZ Odorizer at KTZ	FP-NMG Transm Stations-Replace	369.0	$ -	$ -	$ -	$ -	$ -	$ -	$ -	$ -
1407	601000985	NCP-14670	ABQ Fleet Equip	FP-NMG Transportation Equipment	392.0	$ -	$ 559,707	$ -	$ -	$ 343,499	$ -	$ -	$ 518,147
1408	601000985	NCP-14670	ABQ Fleet Equip	FP-NMG Transportation Equipment	392.1	$ -	$ 89,953	$ -	$ -	$ 55,205	$ -	$ -	$ 83,274
1409	601000985	NCP-14670	ABQ Fleet Equip	FP-NMG Transportation Equipment	392.2	$ -	$ 69,963	$ -	$ -	$ 42,937	$ -	$ -	$ 64,768
1410	601000985	NCP-14670	ABQ Fleet Equip	FP-NMG Transportation Equipment	392.3	$ -	$ 279,854	$ -	$ -	$ 171,749	$ -	$ -	$ 259,074
1411	601000986	NCP-14668	Power Operating Equipment	FP-NMG Power Operated Equip	393.0	$ -	$ 21,722	$ -	$ -	$ 10,940	$ -	$ -	$ 16,410
1412	601000986	NCP-14668	Power Operating Equipment	FP-NMG Power Operated Equip	396.0	$ -	$ 175,751	$ -	$ -	$ 88,515	$ -	$ -	$ 132,772
1413	T680000988	PRE-08723	30 th &Main YZ Odorizer	FP-NMG Transm Stations-Replace	368.0	$ -	$ -	$ -	$ -	$ -	$ -	$ -	$ -
1414	T680000988	PRE-08723	30 th &Main YZ Odorizer	FP-NMG Transm Stations-Replace	369.0	$ -	$ -	$ -	$ -	$ -	$ -	$ -	$ -
1415	T680000989	PRE-08741	Aztec 3 station adding four of votex heater	FP-NMG Transm Stations-Replace	368.0	$ -	$ -	$ -	$ -	$ -	$ -	$ -	$ -
1416	T680000989	PRE-08741	Aztec 3 station adding four of votex heater	FP-NMG Transm Stations-Replace	369.0	$ -	$ -	$ -	$ -	$ -	$ -	$ -	$ -
1417	T624000990	PRE-08846	UFG meter at Red Lake in Artesia area	FP-NMG Transm Specific-Replace	367.1	$ -	$ -	$ -	$ -	$ -	$ -	$ -	$ -
1418	T624000990	PRE-08846	UFG meter at Red Lake in Artesia area	FP-NMG Transm Specific-Replace	368.0	$ -	$ -	$ -	$ -	$ -	$ -	$ -	$ -
1419	T624000990	PRE-08846	UFG meter at Red Lake in Artesia area	FP-NMG Transm Specific-Replace	369.0	$ -	$ -	$ -	$ -	$ -	$ -	$ -	$ -
1420	T610000991	PRE-08828	Redonda Compressor Station - Station Piping 2020	FP-NMG Transm Specific-Replace	367.1	$ -	$ -	$ -	$ -	$ -	$ -	$ -	$ -
1421	T610000991	PRE-08828	Redonda Compressor Station - Station Piping 2020	FP-NMG Transm Specific-Replace	368.0	$ -	$ -	$ -	$ -	$ -	$ -	$ -	$ -
1422	T610000991	PRE-08828	Redonda Compressor Station - Station Piping 2020	FP-NMG Transm Specific-Replace	369.0	$ -	$ -	$ -	$ -	$ -	$ -	$ -	$ -
1423	T610000992	PRE-08880	Rio Bravo and Coors Regulator Station Rebuild	FP-NMG Transm Specific-Replace	367.1	$ -	$ -	$ -	$ -	$ -	$ -	$ -	$ -
1424	T610000992	PRE-08880	Rio Bravo and Coors Regulator Station Rebuild	FP-NMG Transm Specific-Replace	368.0	$ -	$ -	$ -	$ -	$ -	$ -	$ -	$ -
1425	T610000992	PRE-08880	Rio Bravo and Coors Regulator Station Rebuild	FP-NMG Transm Specific-Replace	369.0	$ -	$ -	$ -	$ -	$ -	$ -	$ -	$ -
1426	T680000993	NEW-14223	Starlake Warehouse	FP-NMG Transm Specifics-New	367.1	$ -	$ -	$ -	$ -	$ -	$ -	$ -	$ -
1427	T680000993	NEW-14223	Starlake Warehouse	FP-NMG Transm Specifics-New	368.0	$ -	$ -	$ -	$ -	$ -	$ -	$ -	$ -
1428	T680000993	NEW-14223	Starlake Warehouse	FP-NMG Transm Specifics-New	369.0	$ -	$ -	$ -	$ -	$ -	$ -	$ -	$ -
1429	T660000994	PRE-08881	THIS ASSET IS RETIRED - Baca Block Valve 12 inch Actuator Replacement	FP-NMG Transm Stations-Replace	368.0	$ -	$ -	$ -	$ -	$ -	$ -	$ -	$ -
1430	T660000994	PRE-08881	THIS ASSET IS RETIRED - Baca Block Valve 12 inch Actuator Replacement	FP-NMG Transm Stations-Replace	369.0	$ -	$ -	$ -	$ -	$ -	$ -	$ -	$ -
1431	629000995	PRE-08922	ROS-East Grand Plains PVC Replacement	FP-NMG Dist Specific-Replace	376.1	$ -	$ -	$ -	$ -	$ -	$ -	$ -	$ -
1432	629000995	PRE-08922	ROS-East Grand Plains PVC Replacement	FP-NMG Dist Specific-Replace	376.2	$ -	$ -	$ -	$ -	$ -	$ -	$ -	$ -
1433	629000995	PRE-08922	ROS-East Grand Plains PVC Replacement	FP-NMG Dist Specific-Replace	376.4	$ -	$ -	$ -	$ -	$ -	$ -	$ -	$ -
1434	629000995	PRE-08922	ROS-East Grand Plains PVC Replacement	FP-NMG Dist Specific-Replace	380.0	$ -	$ -	$ -	$ -	$ -	$ -	$ -	$ -
1435	660000996	PRE-08914	NC Santa Fe - Siringo Rd, Camino Consuelo & S Siringo Rondo Main Replacement Pha	FP-NMG Dist Specific-Replace	376.1	$ -	$ -	$ -	$ -	$ -	$ -	$ -	$ -
1436	660000996	PRE-08914	NC Santa Fe - Siringo Rd, Camino Consuelo & S Siringo Rondo Main Replacement Pha	FP-NMG Dist Specific-Replace	376.2	$ -	$ -	$ -	$ -	$ -	$ -	$ -	$ -
1437	660000996	PRE-08914	NC Santa Fe - Siringo Rd, Camino Consuelo & S Siringo Rondo Main Replacement Pha	FP-NMG Dist Specific-Replace	376.4	$ -	$ -	$ -	$ -	$ -	$ -	$ -	$ -
1438	660000996	PRE-08914	NC Santa Fe - Siringo Rd, Camino Consuelo & S Siringo Rondo Main Replacement Pha	FP-NMG Dist Specific-Replace	380.0	$ -	$ -	$ -	$ -	$ -	$ -	$ -	$ -
1439	685000997	NEW-15572	NW Grants - Acoma Phase II	FP-NMG Dist Specifics-New	376.1	$ -	$ -	$ -	$ -	$ -	$ -	$ -	$ -
1440	685000997	NEW-15572	NW Grants - Acoma Phase II	FP-NMG Dist Specifics-New	376.2	$ -	$ -	$ -	$ -	$ -	$ -	$ -	$ -
1441	685000997	NEW-15572	NW Grants - Acoma Phase II	FP-NMG Dist Specifics-New	376.4	$ -	$ -	$ -	$ -	$ -	$ -	$ -	$ -
1442	601000998	NCP-12155	KorWeb Implementation 2019	FP-NMG Intangible	303.3	$ -	$ -	$ -	$ -	$ -	$ -	$ -	$ -
1443	T680000999	PRE-09005	2020 Anode Installation DOE ML	FP-NMG Transm Cathodic Protectior	367.3	$ -	$ -	$ -	$ -	$ -	$ -	$ -	$ -
1444	T680001000	PRE-09058	ABQ 20in ML Star Lake to Rio Puerco BS Make Piggable (East and West)	FP-NMG Transm Specific-Replace	367.1	$ 1,734,887	$ -	$ -	$ -	$ -	$ -	$ -	$ -
1445	T680001000	PRE-09058	ABQ 20in ML Star Lake to Rio Puerco BS Make Piggable (East and West)	FP-NMG Transm Specific-Replace	368.0	$ 247,841	$ -	$ -	$ -	$ -	$ -	$ -	$ -
1446	T680001000	PRE-09058	ABQ 20in ML Star Lake to Rio Puerco BS Make Piggable (East and West)	FP-NMG Transm Specific-Replace	369.0	$ 495,682	$ -	$ -	$ -	$ -	$ -	$ -	$ -
1447	660001001	PRE-08915	NC Santa Fe - Siringo Rd, Camino Consuelo & S Siringo Rondo Service Replacement Pl	FP-NMG Dist Specific-Replace	376.1	$ -	$ -	$ -	$ -	$ -	$ -	$ -	$ -
1448	660001001	PRE-08915	NC Santa Fe - Siringo Rd, Camino Consuelo & S Siringo Rondo Service Replacement Pl	FP-NMG Dist Specific-Replace	376.2	$ -	$ -	$ -	$ -	$ -	$ -	$ -	$ -
1449	660001001	PRE-08915	NC Santa Fe - Siringo Rd, Camino Consuelo & S Siringo Rondo Service Replacement Pl	FP-NMG Dist Specific-Replace	376.4	$ -	$ -	$ -	$ -	$ -	$ -	$ -	$ -
1450	660001001	PRE-08915	NC Santa Fe - Siringo Rd, Camino Consuelo & S Siringo Rondo Service Replacement Pl	FP-NMG Dist Specific-Replace	380.0	$ -	$ -	$ -	$ -	$ -	$ -	$ -	$ -
1451	T624001002	PRE-09181	MAOP Replace - Bare Main Potash dual 4's with 6-in from IMCC to Intrepid West Tak	FP-NMG Transm Specific-Replace	367.1	$ -	$ -	$ -	$ -	$ -	$ -	$ -	$ -
1452	T624001002	PRE-09181	MAOP Replace - Bare Main Potash dual 4's with 6-in from IMCC to Intrepid West Tak	FP-NMG Transm Specific-Replace	368.0	$ -	$ -	$ -	$ -	$ -	$ -	$ -	$ -
1453	T624001002	PRE-09181	MAOP Replace - Bare Main Potash dual 4's with 6-in from IMCC to Intrepid West Tak	FP-NMG Transm Specific-Replace	369.0	$ -	$ -	$ -	$ -	$ -	$ -	$ -	$ -
1454	T660001003	PRE-08858	UFG Meter at ML 599	FP-NMG Transm Specific-Replace	367.1	$ -	$ -	$ -	$ -	$ -	$ -	$ -	$ -
1455	T660001003	PRE-08858	UFG Meter at ML 599	FP-NMG Transm Specific-Replace	368.0	$ -	$ -	$ -	$ -	$ -	$ -	$ -	$ -
1456	T660001003	PRE-08858	UFG Meter at ML 599	FP-NMG Transm Specific-Replace	369.0	$ -	$ -	$ -	$ -	$ -	$ -	$ -	$ -
1457	T624001004	PRE-08520	EPNG Monument Meter Rebuild 2019	FP-NMG Transm Specific-Replace	367.1	$ -	$ -	$ -	$ -	$ -	$ -	$ -	$ -
1458	T624001004	PRE-08520	EPNG Monument Meter Rebuild 2019	FP-NMG Transm Specific-Replace	368.0	$ -	$ -	$ -	$ -	$ -	$ -	$ -	$ -
1459	T624001004	PRE-08520	EPNG Monument Meter Rebuild 2019	FP-NMG Transm Specific-Replace	369.0	$ -	$ -	$ -	$ -	$ -	$ -	$ -	$ -

NEW MEXICO GAS COMPANY, INC.

Plant Gross Activity
Base Period - 12 Months Ending March 31, 2023
Future Test Year - 12 Months Ending September 30, 2025

	A	B	C	D	E	U	V	W	X	Y	Z	AA
3	Investment Number	FP Number	Investment Name	FP Type	FERC Account	7/31/2024	8/31/2024	9/30/2024	10/31/2024	11/30/2024	12/31/2024	1/31/2025
1404	660000983	PRE-08925	NC Santa Fe - Calle Katrina Service Replacement Phase 1	FP-NMG Dist Specific-Replace	380.0	$ -	$ -	$ -	$ -	$ -	$ -	$ -
1405	T680000984	PRE-08740	YZ Odorizer at KTZ	FP-NMG Transm Stations-Replace	368.0	$ -	$ -	$ -	$ -	$ -	$ -	$ -
1406	T680000984	PRE-08740	YZ Odorizer at KTZ	FP-NMG Transm Stations-Replace	369.0	$ -	$ -	$ -	$ -	$ -	$ -	$ -
1407	601000985	NCP-14670	ABQ Fleet Equip	FP-NMG Transportation Equipment	392.0	$ -	$ -	$ 521,626	$ -	$ -	$ 700,913	$ -
1408	601000985	NCP-14670	ABQ Fleet Equip	FP-NMG Transportation Equipment	392.1	$ -	$ -	$ 83,833	$ -	$ -	$ 112,647	$ -
1409	601000985	NCP-14670	ABQ Fleet Equip	FP-NMG Transportation Equipment	392.2	$ -	$ -	$ 65,203	$ -	$ -	$ 87,614	$ -
1410	601000985	NCP-14670	ABQ Fleet Equip	FP-NMG Transportation Equipment	392.3	$ -	$ -	$ 260,813	$ -	$ -	$ 350,457	$ -
1411	601000986	NCP-14668	Power Operating Equipment	FP-NMG Power Operated Equip	393.0	$ -	$ -	$ 16,410	$ -	$ -	$ 21,880	$ -
1412	601000986	NCP-14668	Power Operating Equipment	FP-NMG Power Operated Equip	396.0	$ -	$ -	$ 132,772	$ -	$ -	$ 177,030	$ -
1413	T680000988	PRE-08723	30 th &Main YZ Odorizer	FP-NMG Transm Stations-Replace	368.0	$ -	$ -	$ -	$ -	$ -	$ -	$ -
1414	T680000988	PRE-08723	30 th &Main YZ Odorizer	FP-NMG Transm Stations-Replace	369.0	$ -	$ -	$ -	$ -	$ -	$ -	$ -
1415	T680000989	PRE-08741	Aztec 3 station adding four of votex heater	FP-NMG Transm Stations-Replace	368.0	$ -	$ -	$ -	$ -	$ -	$ -	$ -
1416	T680000989	PRE-08741	Aztec 3 station adding four of votex heater	FP-NMG Transm Stations-Replace	369.0	$ -	$ -	$ -	$ -	$ -	$ -	$ -
1417	T624000990	PRE-08846	UFG meter at Red Lake in Artesia area	FP-NMG Transm Specific-Replace	367.1	$ -	$ -	$ -	$ -	$ -	$ -	$ -
1418	T624000990	PRE-08846	UFG meter at Red Lake in Artesia area	FP-NMG Transm Specific-Replace	368.0	$ -	$ -	$ -	$ -	$ -	$ -	$ -
1419	T624000990	PRE-08846	UFG meter at Red Lake in Artesia area	FP-NMG Transm Specific-Replace	369.0	$ -	$ -	$ -	$ -	$ -	$ -	$ -
1420	T610000991	PRE-08828	Redonda Compressor Station - Station Piping 2020	FP-NMG Transm Specific-Replace	367.1	$ -	$ -	$ -	$ -	$ -	$ -	$ -
1421	T610000991	PRE-08828	Redonda Compressor Station - Station Piping 2020	FP-NMG Transm Specific-Replace	368.0	$ -	$ -	$ -	$ -	$ -	$ -	$ -
1422	T610000991	PRE-08828	Redonda Compressor Station - Station Piping 2020	FP-NMG Transm Specific-Replace	369.0	$ -	$ -	$ -	$ -	$ -	$ -	$ -
1423	T610000992	PRE-08880	Rio Bravo and Coors Regulator Station Rebuild	FP-NMG Transm Specific-Replace	367.1	$ -	$ -	$ -	$ -	$ -	$ -	$ -
1424	T610000992	PRE-08880	Rio Bravo and Coors Regulator Station Rebuild	FP-NMG Transm Specific-Replace	368.0	$ -	$ -	$ -	$ -	$ -	$ -	$ -
1425	T610000992	PRE-08880	Rio Bravo and Coors Regulator Station Rebuild	FP-NMG Transm Specific-Replace	369.0	$ -	$ -	$ -	$ -	$ -	$ -	$ -
1426	T680000993	NEW-14223	Starlake Warehouse	FP-NMG Transm Specifics-New	367.1	$ -	$ -	$ -	$ -	$ -	$ -	$ -
1427	T680000993	NEW-14223	Starlake Warehouse	FP-NMG Transm Specifics-New	368.0	$ -	$ -	$ -	$ -	$ -	$ -	$ -
1428	T680000993	NEW-14223	Starlake Warehouse	FP-NMG Transm Specifics-New	369.0	$ -	$ -	$ -	$ -	$ -	$ -	$ -
1429	T660000994	PRE-08881	THIS ASSET IS RETIRED - Baca Block Valve 12 inch Actuator Replacement	FP-NMG Transm Stations-Replace	368.0	$ -	$ -	$ -	$ -	$ -	$ -	$ -
1430	T660000994	PRE-08881	THIS ASSET IS RETIRED - Baca Block Valve 12 inch Actuator Replacement	FP-NMG Transm Stations-Replace	369.0	$ -	$ -	$ -	$ -	$ -	$ -	$ -
1431	629000995	PRE-08922	ROS-East Grand Plains PVC Replacement	FP-NMG Dist Specific-Replace	376.1	$ -	$ -	$ -	$ -	$ -	$ -	$ -
1432	629000995	PRE-08922	ROS-East Grand Plains PVC Replacement	FP-NMG Dist Specific-Replace	376.2	$ -	$ -	$ -	$ -	$ -	$ -	$ -
1433	629000995	PRE-08922	ROS-East Grand Plains PVC Replacement	FP-NMG Dist Specific-Replace	376.4	$ -	$ -	$ -	$ -	$ -	$ -	$ -
1434	629000995	PRE-08922	ROS-East Grand Plains PVC Replacement	FP-NMG Dist Specific-Replace	380.0	$ -	$ -	$ -	$ -	$ -	$ -	$ -
1435	660000996	PRE-08914	NC Santa Fe - Siringo Rd, Camino Consuelo & S Siringo Rondo Main Replacement Pha	FP-NMG Dist Specific-Replace	376.1	$ -	$ -	$ -	$ -	$ -	$ -	$ -
1436	660000996	PRE-08914	NC Santa Fe - Siringo Rd, Camino Consuelo & S Siringo Rondo Main Replacement Pha	FP-NMG Dist Specific-Replace	376.2	$ -	$ -	$ -	$ -	$ -	$ -	$ -
1437	660000996	PRE-08914	NC Santa Fe - Siringo Rd, Camino Consuelo & S Siringo Rondo Main Replacement Pha	FP-NMG Dist Specific-Replace	376.4	$ -	$ -	$ -	$ -	$ -	$ -	$ -
1438	660000996	PRE-08914	NC Santa Fe - Siringo Rd, Camino Consuelo & S Siringo Rondo Main Replacement Pha	FP-NMG Dist Specific-Replace	380.0	$ -	$ -	$ -	$ -	$ -	$ -	$ -
1439	685000997	NEW-15572	NW Grants - Acoma Phase II	FP-NMG Dist Specifics-New	376.1	$ -	$ -	$ -	$ -	$ -	$ -	$ 0
1440	685000997	NEW-15572	NW Grants - Acoma Phase II	FP-NMG Dist Specifics-New	376.2	$ -	$ -	$ -	$ -	$ -	$ -	$ 0
1441	685000997	NEW-15572	NW Grants - Acoma Phase II	FP-NMG Dist Specifics-New	376.4	$ -	$ -	$ -	$ -	$ -	$ -	$ 0
1442	601000998	NCP-12155	KorWeb Implementation 2019	FP-NMG Intangible	303.3	$ -	$ -	$ -	$ -	$ -	$ -	$ -
1443	T680000999	PRE-09005	2020 Anode Installation DOE ML	FP-NMG Transm Cathodic Protectior	367.3	$ -	$ -	$ -	$ -	$ -	$ -	$ -
1444	T680001000	PRE-09058	ABQ 20in ML Star Lake to Rio Puerco BS Make Piggable (East and West)	FP-NMG Transm Specific-Replace	367.1	$ -	$ -	$ -	$ -	$ -	$ -	$ -
1445	T680001000	PRE-09058	ABQ 20in ML Star Lake to Rio Puerco BS Make Piggable (East and West)	FP-NMG Transm Specific-Replace	368.0	$ -	$ -	$ -	$ -	$ -	$ -	$ -
1446	T680001000	PRE-09058	ABQ 20in ML Star Lake to Rio Puerco BS Make Piggable (East and West)	FP-NMG Transm Specific-Replace	369.0	$ -	$ -	$ -	$ -	$ -	$ -	$ -
1447	660001001	PRE-08915	NC Santa Fe - Siringo Rd, Camino Consuelo & S Siringo Rondo Service Replacement Pl	FP-NMG Dist Specific-Replace	376.1	$ -	$ -	$ -	$ -	$ -	$ -	$ -
1448	660001001	PRE-08915	NC Santa Fe - Siringo Rd, Camino Consuelo & S Siringo Rondo Service Replacement Pl	FP-NMG Dist Specific-Replace	376.2	$ -	$ -	$ -	$ -	$ -	$ -	$ -
1449	660001001	PRE-08915	NC Santa Fe - Siringo Rd, Camino Consuelo & S Siringo Rondo Service Replacement Pl	FP-NMG Dist Specific-Replace	376.4	$ -	$ -	$ -	$ -	$ -	$ -	$ -
1450	660001001	PRE-08915	NC Santa Fe - Siringo Rd, Camino Consuelo & S Siringo Rondo Service Replacement Pl	FP-NMG Dist Specific-Replace	380.0	$ -	$ -	$ -	$ -	$ -	$ -	$ -
1451	T624001002	PRE-09181	MAOP Replace - Bare Main Potash dual 4's with 6-in from IMCC to Intrepid West Tak	FP-NMG Transm Specific-Replace	367.1	$ -	$ -	$ -	$ -	$ -	$ -	$ -
1452	T624001002	PRE-09181	MAOP Replace - Bare Main Potash dual 4's with 6-in from IMCC to Intrepid West Tak	FP-NMG Transm Specific-Replace	368.0	$ -	$ -	$ -	$ -	$ -	$ -	$ -
1453	T624001002	PRE-09181	MAOP Replace - Bare Main Potash dual 4's with 6-in from IMCC to Intrepid West Tak	FP-NMG Transm Specific-Replace	369.0	$ -	$ -	$ -	$ -	$ -	$ -	$ -
1454	T660001003	PRE-08858	UFG Meter at ML 599	FP-NMG Transm Specific-Replace	367.1	$ -	$ -	$ -	$ -	$ -	$ -	$ -
1455	T660001003	PRE-08858	UFG Meter at ML 599	FP-NMG Transm Specific-Replace	368.0	$ -	$ -	$ -	$ -	$ -	$ -	$ -
1456	T660001003	PRE-08858	UFG Meter at ML 599	FP-NMG Transm Specific-Replace	369.0	$ -	$ -	$ -	$ -	$ -	$ -	$ -
1457	T624001004	PRE-08520	EPNG Monument Meter Rebuild 2019	FP-NMG Transm Specific-Replace	367.1	$ -	$ -	$ -	$ -	$ -	$ -	$ -
1458	T624001004	PRE-08520	EPNG Monument Meter Rebuild 2019	FP-NMG Transm Specific-Replace	368.0	$ -	$ -	$ -	$ -	$ -	$ -	$ -
1459	T624001004	PRE-08520	EPNG Monument Meter Rebuild 2019	FP-NMG Transm Specific-Replace	369.0	$ -	$ -	$ -	$ -	$ -	$ -	$ -

NEW MEXICO GAS COMPANY, INC.

Plant Gross Activity
Base Period - 12 Months Ending March 31, 2023
Future Test Year - 12 Months Ending September 30, 2025

	A	B	C	D	E	AB	AC	AD	AE	AF	AG	AH	AI
3	Investment Number	FP Number	Investment Name	FP Type	FERC Account	2/28/2025	3/31/2025	4/30/2025	5/31/2025	6/30/2025	7/31/2025	8/31/2025	9/30/2025
1404	660000983	PRE-08925	NC Santa Fe - Calle Katrina Service Replacement Phase 1	FP-NMG Dist Specific-Replace	380.0	$ -	$ -	$ -	$ -	$ -	$ -	$ -	$ -
1405	T680000984	PRE-08740	YZ Odorizer at KTZ	FP-NMG Transm Stations-Replace	368.0	$ -	$ -	$ -	$ -	$ -	$ -	$ -	$ -
1406	T680000984	PRE-08740	YZ Odorizer at KTZ	FP-NMG Transm Stations-Replace	369.0	$ -	$ -	$ -	$ -	$ -	$ -	$ -	$ -
1407	601000985	NCP-14670	ABQ Fleet Equip	FP-NMG Transportation Equipment	392.0	$ -	$ 315,672	$ -	$ -	$ 476,977	$ -	$ -	$ 481,139
1408	601000985	NCP-14670	ABQ Fleet Equip	FP-NMG Transportation Equipment	392.1	$ -	$ 50,733	$ -	$ -	$ 76,657	$ -	$ -	$ 77,326
1409	601000985	NCP-14670	ABQ Fleet Equip	FP-NMG Transportation Equipment	392.2	$ -	$ 39,459	$ -	$ -	$ 59,622	$ -	$ -	$ 60,142
1410	601000985	NCP-14670	ABQ Fleet Equip	FP-NMG Transportation Equipment	392.3	$ -	$ 157,836	$ -	$ -	$ 238,488	$ -	$ -	$ 240,569
1411	601000986	NCP-14668	Power Operating Equipment	FP-NMG Power Operated Equip	393.0	$ -	$ 10,976	$ -	$ -	$ 16,464	$ -	$ -	$ 16,464
1412	601000986	NCP-14668	Power Operating Equipment	FP-NMG Power Operated Equip	396.0	$ -	$ 88,807	$ -	$ -	$ 133,211	$ -	$ -	$ 133,211
1413	T680000988	PRE-08723	30 th &Main YZ Odorizer	FP-NMG Transm Stations-Replace	368.0	$ -	$ -	$ -	$ -	$ -	$ -	$ -	$ -
1414	T680000988	PRE-08723	30 th &Main YZ Odorizer	FP-NMG Transm Stations-Replace	369.0	$ -	$ -	$ -	$ -	$ -	$ -	$ -	$ -
1415	T680000989	PRE-08741	Aztec 3 station adding four of votex heater	FP-NMG Transm Stations-Replace	368.0	$ -	$ -	$ -	$ -	$ -	$ -	$ -	$ -
1416	T680000989	PRE-08741	Aztec 3 station adding four of votex heater	FP-NMG Transm Stations-Replace	369.0	$ -	$ -	$ -	$ -	$ -	$ -	$ -	$ -
1417	T624000990	PRE-08846	UFG meter at Red Lake in Artesia area	FP-NMG Transm Specific-Replace	367.1	$ -	$ -	$ -	$ 357,039	$ -	$ -	$ -	$ -
1418	T624000990	PRE-08846	UFG meter at Red Lake in Artesia area	FP-NMG Transm Specific-Replace	368.0	$ -	$ -	$ -	$ 51,006	$ -	$ -	$ -	$ -
1419	T624000990	PRE-08846	UFG meter at Red Lake in Artesia area	FP-NMG Transm Specific-Replace	369.0	$ -	$ -	$ -	$ 102,011	$ -	$ -	$ -	$ -
1420	T610000991	PRE-08828	Redonda Compressor Station - Station Piping 2020	FP-NMG Transm Specific-Replace	367.1	$ -	$ -	$ -	$ -	$ -	$ -	$ -	$ -
1421	T610000991	PRE-08828	Redonda Compressor Station - Station Piping 2020	FP-NMG Transm Specific-Replace	368.0	$ -	$ -	$ -	$ -	$ -	$ -	$ -	$ -
1422	T610000991	PRE-08828	Redonda Compressor Station - Station Piping 2020	FP-NMG Transm Specific-Replace	369.0	$ -	$ -	$ -	$ -	$ -	$ -	$ -	$ -
1423	T610000992	PRE-08880	Rio Bravo and Coors Regulator Station Rebuild	FP-NMG Transm Specific-Replace	367.1	$ -	$ -	$ -	$ -	$ -	$ -	$ -	$ -
1424	T610000992	PRE-08880	Rio Bravo and Coors Regulator Station Rebuild	FP-NMG Transm Specific-Replace	368.0	$ -	$ -	$ -	$ -	$ -	$ -	$ -	$ -
1425	T610000992	PRE-08880	Rio Bravo and Coors Regulator Station Rebuild	FP-NMG Transm Specific-Replace	369.0	$ -	$ -	$ -	$ -	$ -	$ -	$ -	$ -
1426	T680000993	NEW-14223	Starlake Warehouse	FP-NMG Transm Specifics-New	367.1	$ -	$ -	$ -	$ -	$ -	$ -	$ -	$ -
1427	T680000993	NEW-14223	Starlake Warehouse	FP-NMG Transm Specifics-New	368.0	$ -	$ -	$ -	$ -	$ -	$ -	$ -	$ -
1428	T680000993	NEW-14223	Starlake Warehouse	FP-NMG Transm Specifics-New	369.0	$ -	$ -	$ -	$ -	$ -	$ -	$ -	$ -
1429	T660000994	PRE-08881	THIS ASSET IS RETIRED - Baca Block Valve 12 inch Actuator Replacement	FP-NMG Transm Stations-Replace	368.0	$ -	$ -	$ -	$ -	$ -	$ -	$ -	$ -
1430	T660000994	PRE-08881	THIS ASSET IS RETIRED - Baca Block Valve 12 inch Actuator Replacement	FP-NMG Transm Stations-Replace	369.0	$ -	$ -	$ -	$ -	$ -	$ -	$ -	$ -
1431	629000995	PRE-08922	ROS-East Grand Plains PVC Replacement	FP-NMG Dist Specific-Replace	376.1	$ -	$ -	$ -	$ -	$ -	$ -	$ -	$ -
1432	629000995	PRE-08922	ROS-East Grand Plains PVC Replacement	FP-NMG Dist Specific-Replace	376.2	$ -	$ -	$ -	$ -	$ -	$ -	$ -	$ -
1433	629000995	PRE-08922	ROS-East Grand Plains PVC Replacement	FP-NMG Dist Specific-Replace	376.4	$ -	$ -	$ -	$ -	$ -	$ -	$ -	$ -
1434	629000995	PRE-08922	ROS-East Grand Plains PVC Replacement	FP-NMG Dist Specific-Replace	380.0	$ -	$ -	$ -	$ -	$ -	$ -	$ -	$ -
1435	660000996	PRE-08914	NC Santa Fe - Siringo Rd, Camino Consuelo & S Siringo Rondo Main Replacement Pha	FP-NMG Dist Specific-Replace	376.1	$ -	$ -	$ -	$ -	$ -	$ -	$ -	$ -
1436	660000996	PRE-08914	NC Santa Fe - Siringo Rd, Camino Consuelo & S Siringo Rondo Main Replacement Pha	FP-NMG Dist Specific-Replace	376.2	$ -	$ -	$ -	$ -	$ -	$ -	$ -	$ -
1437	660000996	PRE-08914	NC Santa Fe - Siringo Rd, Camino Consuelo & S Siringo Rondo Main Replacement Pha	FP-NMG Dist Specific-Replace	376.4	$ -	$ -	$ -	$ -	$ -	$ -	$ -	$ -
1438	660000996	PRE-08914	NC Santa Fe - Siringo Rd, Camino Consuelo & S Siringo Rondo Main Replacement Pha	FP-NMG Dist Specific-Replace	380.0	$ -	$ -	$ -	$ -	$ -	$ -	$ -	$ -
1439	685000997	NEW-15572	NW Grants - Acoma Phase II	FP-NMG Dist Specifics-New	376.1	$ -	$ -	$ -	$ -	$ -	$ -	$ -	$ -
1440	685000997	NEW-15572	NW Grants - Acoma Phase II	FP-NMG Dist Specifics-New	376.2	$ -	$ -	$ -	$ -	$ -	$ -	$ -	$ -
1441	685000997	NEW-15572	NW Grants - Acoma Phase II	FP-NMG Dist Specifics-New	376.4	$ -	$ -	$ -	$ -	$ -	$ -	$ -	$ -
1442	601000998	NCP-12155	KorWeb Implementation 2019	FP-NMG Intangible	303.3	$ -	$ -	$ -	$ -	$ -	$ -	$ -	$ -
1443	T680000999	PRE-09005	2020 Anode Installation DOE ML	FP-NMG Transm Cathodic Protectior	367.3	$ -	$ -	$ -	$ -	$ -	$ -	$ -	$ -
1444	T680001000	PRE-09058	ABQ 20in ML Star Lake to Rio Puerco BS Make Piggable (East and West)	FP-NMG Transm Specific-Replace	367.1	$ -	$ -	$ -	$ -	$ -	$ -	$ -	$ -
1445	T680001000	PRE-09058	ABQ 20in ML Star Lake to Rio Puerco BS Make Piggable (East and West)	FP-NMG Transm Specific-Replace	368.0	$ -	$ -	$ -	$ -	$ -	$ -	$ -	$ -
1446	T680001000	PRE-09058	ABQ 20in ML Star Lake to Rio Puerco BS Make Piggable (East and West)	FP-NMG Transm Specific-Replace	369.0	$ -	$ -	$ -	$ -	$ -	$ -	$ -	$ -
1447	660001001	PRE-08915	NC Santa Fe - Siringo Rd, Camino Consuelo & S Siringo Rondo Service Replacement Pl	FP-NMG Dist Specific-Replace	376.1	$ -	$ -	$ -	$ -	$ -	$ -	$ -	$ -
1448	660001001	PRE-08915	NC Santa Fe - Siringo Rd, Camino Consuelo & S Siringo Rondo Service Replacement Pl	FP-NMG Dist Specific-Replace	376.2	$ -	$ -	$ -	$ -	$ -	$ -	$ -	$ -
1449	660001001	PRE-08915	NC Santa Fe - Siringo Rd, Camino Consuelo & S Siringo Rondo Service Replacement Pl	FP-NMG Dist Specific-Replace	376.4	$ -	$ -	$ -	$ -	$ -	$ -	$ -	$ -
1450	660001001	PRE-08915	NC Santa Fe - Siringo Rd, Camino Consuelo & S Siringo Rondo Service Replacement Pl	FP-NMG Dist Specific-Replace	380.0	$ -	$ -	$ -	$ -	$ -	$ -	$ -	$ -
1451	T624001002	PRE-09181	MAOP Replace - Bare Main Potash dual 4's with 6-in from IMCC to Intrepid West Tak	FP-NMG Transm Specific-Replace	367.1	$ -	$ -	$ -	$ -	$ -	$ -	$ -	$ -
1452	T624001002	PRE-09181	MAOP Replace - Bare Main Potash dual 4's with 6-in from IMCC to Intrepid West Tak	FP-NMG Transm Specific-Replace	368.0	$ -	$ -	$ -	$ -	$ -	$ -	$ -	$ -
1453	T624001002	PRE-09181	MAOP Replace - Bare Main Potash dual 4's with 6-in from IMCC to Intrepid West Tak	FP-NMG Transm Specific-Replace	369.0	$ -	$ -	$ -	$ -	$ -	$ -	$ -	$ -
1454	T660001003	PRE-08858	UFG Meter at ML 599	FP-NMG Transm Specific-Replace	367.1	$ -	$ -	$ -	$ -	$ -	$ -	$ -	$ -
1455	T660001003	PRE-08858	UFG Meter at ML 599	FP-NMG Transm Specific-Replace	368.0	$ -	$ -	$ -	$ -	$ -	$ -	$ -	$ -
1456	T660001003	PRE-08858	UFG Meter at ML 599	FP-NMG Transm Specific-Replace	369.0	$ -	$ -	$ -	$ -	$ -	$ -	$ -	$ -
1457	T624001004	PRE-08520	EPNG Monument Meter Rebuild 2019	FP-NMG Transm Specific-Replace	367.1	$ -	$ -	$ -	$ -	$ -	$ -	$ -	$ -
1458	T624001004	PRE-08520	EPNG Monument Meter Rebuild 2019	FP-NMG Transm Specific-Replace	368.0	$ -	$ -	$ -	$ -	$ -	$ -	$ -	$ -
1459	T624001004	PRE-08520	EPNG Monument Meter Rebuild 2019	FP-NMG Transm Specific-Replace	369.0	$ -	$ -	$ -	$ -	$ -	$ -	$ -	$ -

NEW MEXICO GAS COMPANY, INC.

Plant Gross Activity
Base Period - 12 Months Ending March 31, 2023
Future Test Year - 12 Months Ending September 30, 2025

	A	B	C	D	E	F	G	H	I	J	K	L
3	Investment Number	FP Number	Investment Name	FP Type	FERC Account	4/30/2023	5/31/2023	6/30/2023	7/31/2023	8/31/2023	9/30/2023	10/31/2023
1460	T610001005	PRE-08851	UFG Meter at Atrisco BS	FP-NMG Transm Specific-Replace	367.1	$ -	$ -	$ -	$ -	$ -	$ -	$ -
1461	T610001005	PRE-08851	UFG Meter at Atrisco BS	FP-NMG Transm Specific-Replace	368.0	$ -	$ -	$ -	$ -	$ -	$ -	$ -
1462	T610001005	PRE-08851	UFG Meter at Atrisco BS	FP-NMG Transm Specific-Replace	369.0	$ -	$ -	$ -	$ -	$ -	$ -	$ -
1463	T680001006	PRE-08854	GC at Odoe/Corto Station	FP-NMG Transm Specific-Replace	367.1	$ -	$ -	$ -	$ -	$ -	$ -	$ -
1464	T680001006	PRE-08854	GC at Odoe/Corto Station	FP-NMG Transm Specific-Replace	368.0	$ -	$ -	$ -	$ -	$ -	$ -	$ -
1465	T680001006	PRE-08854	GC at Odoe/Corto Station	FP-NMG Transm Specific-Replace	369.0	$ -	$ -	$ -	$ -	$ -	$ -	$ -
1466	T610001007	PRE-08859	GC at Rio Pureco	FP-NMG Transm Specific-Replace	367.1	$ -	$ -	$ -	$ -	$ -	$ -	$ -
1467	T610001007	PRE-08859	GC at Rio Pureco	FP-NMG Transm Specific-Replace	368.0	$ -	$ -	$ -	$ -	$ -	$ -	$ -
1468	T610001007	PRE-08859	GC at Rio Pureco	FP-NMG Transm Specific-Replace	369.0	$ -	$ -	$ -	$ -	$ -	$ -	$ -
1469	T621001008	PRE-08847	GC at Chaparral Compressor station	FP-NMG Transm Specific-Replace	367.1	$ -	$ -	$ -	$ -	$ -	$ -	$ -
1470	T621001008	PRE-08847	GC at Chaparral Compressor station	FP-NMG Transm Specific-Replace	368.0	$ -	$ -	$ -	$ -	$ -	$ -	$ -
1471	T621001008	PRE-08847	GC at Chaparral Compressor station	FP-NMG Transm Specific-Replace	369.0	$ -	$ -	$ -	$ -	$ -	$ -	$ -
1472	601001010	PRE-08855	Odorant Monitor at Chaparral	FP-NMG Transm Specific-Replace	367.1	$ 419	$ -	$ -	$ -	$ -	$ -	$ -
1473	601001010	PRE-08855	Odorant Monitor at Chaparral	FP-NMG Transm Specific-Replace	368.0	$ 60	$ -	$ -	$ -	$ -	$ -	$ -
1474	601001010	PRE-08855	Odorant Monitor at Chaparral	FP-NMG Transm Specific-Replace	369.0	$ 120	$ -	$ -	$ -	$ -	$ -	$ -
1475	629001011	PRE-08930	ROS-West Dexter PVC Replacement	FP-NMG Dist Specific-Replace	376.1	$ -	$ 42,568	$ -	$ -	$ -	$ -	$ -
1476	629001011	PRE-08930	ROS-West Dexter PVC Replacement	FP-NMG Dist Specific-Replace	376.2	$ -	$ 297,974	$ -	$ -	$ -	$ -	$ -
1477	629001011	PRE-08930	ROS-West Dexter PVC Replacement	FP-NMG Dist Specific-Replace	376.4	$ -	$ 21,284	$ -	$ -	$ -	$ -	$ -
1478	629001011	PRE-08930	ROS-West Dexter PVC Replacement	FP-NMG Dist Specific-Replace	380.0	$ -	$ 63,852	$ -	$ -	$ -	$ -	$ -
1479	620001012	PRE-09865	ART-Southeast Bare Main Replacement	FP-NMG Dist Mains-Replace	376.1	$ -	$ -	$ -	$ -	$ -	$ -	$ -
1480	620001012	PRE-09865	ART-Southeast Bare Main Replacement	FP-NMG Dist Mains-Replace	376.2	$ -	$ -	$ -	$ -	$ -	$ -	$ -
1481	620001012	PRE-09865	ART-Southeast Bare Main Replacement	FP-NMG Dist Mains-Replace	376.4	$ -	$ -	$ -	$ -	$ -	$ -	$ -
1482	620001012	PRE-09865	ART-Southeast Bare Main Replacement	FP-NMG Dist Mains-Replace	380.0	$ -	$ -	$ -	$ -	$ -	$ -	$ -
1483	620001013	PRE-09046	ART-Atoka PVC Repl	FP-NMG Dist Specific-Replace	376.1	$ -	$ -	$ -	$ -	$ -	$ -	$ -
1484	620001013	PRE-09046	ART-Atoka PVC Repl	FP-NMG Dist Specific-Replace	376.2	$ -	$ -	$ -	$ -	$ -	$ -	$ -
1485	620001013	PRE-09046	ART-Atoka PVC Repl	FP-NMG Dist Specific-Replace	376.4	$ -	$ -	$ -	$ -	$ -	$ -	$ -
1486	620001013	PRE-09046	ART-Atoka PVC Repl	FP-NMG Dist Specific-Replace	380.0	$ -	$ -	$ -	$ -	$ -	$ -	$ -
1487	T610001014	PRE-08850	Cabezon PLC Install	FP-NMG Transm Specific-Replace	367.1	$ -	$ -	$ -	$ -	$ -	$ -	$ -
1488	T610001014	PRE-08850	Cabezon PLC Install	FP-NMG Transm Specific-Replace	368.0	$ -	$ -	$ -	$ -	$ -	$ -	$ -
1489	T610001014	PRE-08850	Cabezon PLC Install	FP-NMG Transm Specific-Replace	369.0	$ -	$ -	$ -	$ -	$ -	$ -	$ -
1490	T680001015	PRE-08786	Erosion Mitigation Abq ML Kutz to DOE MP20.2a Bore	FP-NMG Transm Mains-Replace	367.1	$ -	$ -	$ -	$ -	$ -	$ -	$ -
1491	T680001016	PRE-08852	Starlake # 8 Air Intake	FP-NMG Transm Specific-Replace	367.1	$ -	$ -	$ -	$ -	$ -	$ -	$ -
1492	T680001016	PRE-08852	Starlake # 8 Air Intake	FP-NMG Transm Specific-Replace	368.0	$ -	$ -	$ -	$ -	$ -	$ -	$ -
1493	T680001016	PRE-08852	Starlake # 8 Air Intake	FP-NMG Transm Specific-Replace	369.0	$ -	$ -	$ -	$ -	$ -	$ -	$ -
1494	T680001017	PRE-08853	# 9 Air Intake	FP-NMG Transm Specific-Replace	367.1	$ -	$ -	$ -	$ -	$ -	$ -	$ -
1495	T680001017	PRE-08853	# 9 Air Intake	FP-NMG Transm Specific-Replace	368.0	$ -	$ -	$ -	$ -	$ -	$ -	$ -
1496	T680001017	PRE-08853	# 9 Air Intake	FP-NMG Transm Specific-Replace	369.0	$ -	$ -	$ -	$ -	$ -	$ -	$ -
1497	T680001018	TEMP	Starlake # 10 Air Intake	FP-NMG Transm Specific-Replace	367.1	$ -	$ -	$ -	$ -	$ -	$ -	$ -
1498	T680001018	TEMP	Starlake # 10 Air Intake	FP-NMG Transm Specific-Replace	368.0	$ -	$ -	$ -	$ -	$ -	$ -	$ -
1499	T680001018	TEMP	Starlake # 10 Air Intake	FP-NMG Transm Specific-Replace	369.0	$ -	$ -	$ -	$ -	$ -	$ -	$ -
1500	660001019	TEMP	NC Santa Fe - Old SF Trail Main Replacement (Phase 1)	FP-NMG Dist Specific-Replace	376.1	$ -	$ -	$ -	$ -	$ -	$ -	$ -
1501	660001019	TEMP	NC Santa Fe - Old SF Trail Main Replacement (Phase 1)	FP-NMG Dist Specific-Replace	376.2	$ -	$ -	$ -	$ -	$ -	$ -	$ -
1502	660001019	TEMP	NC Santa Fe - Old SF Trail Main Replacement (Phase 1)	FP-NMG Dist Specific-Replace	376.4	$ -	$ -	$ -	$ -	$ -	$ -	$ -
1503	660001019	TEMP	NC Santa Fe - Old SF Trail Main Replacement (Phase 1)	FP-NMG Dist Specific-Replace	380.0	$ -	$ -	$ -	$ -	$ -	$ -	$ -
1504	660001020	TEMP	NC Santa Fe - NM 599 West Frontage Road 6-inch Reinforcement	FP-NMG Dist Specifics-New	376.1	$ -	$ -	$ -	$ -	$ -	$ -	$ -
1505	660001020	TEMP	NC Santa Fe - NM 599 West Frontage Road 6-inch Reinforcement	FP-NMG Dist Specifics-New	376.2	$ -	$ -	$ -	$ -	$ -	$ -	$ -
1506	660001020	TEMP	NC Santa Fe - NM 599 West Frontage Road 6-inch Reinforcement	FP-NMG Dist Specifics-New	376.4	$ -	$ -	$ -	$ -	$ -	$ -	$ -
1507	662001021	TEMP	NC Espanola - CR41 & NM68 between Alcalde and Velarde #3 systems Reinforcemen	FP-NMG Dist Specifics-New	376.1	$ -	$ -	$ -	$ -	$ -	$ -	$ -
1508	662001021	TEMP	NC Espanola - CR41 & NM68 between Alcalde and Velarde #3 systems Reinforcemen	FP-NMG Dist Specifics-New	376.2	$ -	$ -	$ -	$ -	$ -	$ -	$ -
1509	662001021	TEMP	NC Espanola - CR41 & NM68 between Alcalde and Velarde #3 systems Reinforcemen	FP-NMG Dist Specifics-New	376.4	$ -	$ -	$ -	$ -	$ -	$ -	$ -
1510	662001022	TEMP	NC Espanola - CR1 (North Prince Drive) Reinforcement	FP-NMG Dist Specifics-New	376.1	$ -	$ -	$ -	$ -	$ -	$ -	$ -
1511	662001022	TEMP	NC Espanola - CR1 (North Prince Drive) Reinforcement	FP-NMG Dist Specifics-New	376.2	$ -	$ -	$ -	$ -	$ -	$ -	$ -
1512	662001022	TEMP	NC Espanola - CR1 (North Prince Drive) Reinforcement	FP-NMG Dist Specifics-New	376.4	$ -	$ -	$ -	$ -	$ -	$ -	$ -
1513	610001023	NEW-10014	ALB Eastside VHP Reinforcement	FP-NMG Dist Specifics-New	376.1	$ -	$ -	$ -	$ -	$ -	$ -	$ -
1514	610001023	NEW-10014	ALB Eastside VHP Reinforcement	FP-NMG Dist Specifics-New	376.2	$ -	$ -	$ -	$ -	$ -	$ -	$ -
1515	610001023	NEW-10014	ALB Eastside VHP Reinforcement	FP-NMG Dist Specifics-New	376.4	$ -	$ -	$ -	$ -	$ -	$ -	$ -

NEW MEXICO GAS COMPANY, INC.

Plant Gross Activity
Base Period - 12 Months Ending March 31, 2023
Future Test Year - 12 Months Ending September 30, 2025

	A	B	C	D	E	M	N	O	P	Q	R	S	T
3	Investment Number	FP Number	Investment Name	FP Type	FERC Account	11/30/2023	12/31/2023	1/31/2024	2/29/2024	3/31/2024	4/30/2024	5/31/2024	6/30/2024
1460	T610001005	PRE-08851	UFG Meter at Atrisco BS	FP-NMG Transm Specific-Replace	367.1	$ -	$ -	$ -	$ -	$ -	$ -	$ -	$ -
1461	T610001005	PRE-08851	UFG Meter at Atrisco BS	FP-NMG Transm Specific-Replace	368.0	$ -	$ -	$ -	$ -	$ -	$ -	$ -	$ -
1462	T610001005	PRE-08851	UFG Meter at Atrisco BS	FP-NMG Transm Specific-Replace	369.0	$ -	$ -	$ -	$ -	$ -	$ -	$ -	$ -
1463	T680001006	PRE-08854	GC at Odoe/Corto Station	FP-NMG Transm Specific-Replace	367.1	$ -	$ -	$ -	$ -	$ -	$ -	$ -	$ -
1464	T680001006	PRE-08854	GC at Odoe/Corto Station	FP-NMG Transm Specific-Replace	368.0	$ -	$ -	$ -	$ -	$ -	$ -	$ -	$ -
1465	T680001006	PRE-08854	GC at Odoe/Corto Station	FP-NMG Transm Specific-Replace	369.0	$ -	$ -	$ -	$ -	$ -	$ -	$ -	$ -
1466	T610001007	PRE-08859	GC at Rio Pureco	FP-NMG Transm Specific-Replace	367.1	$ -	$ -	$ -	$ -	$ -	$ -	$ -	$ -
1467	T610001007	PRE-08859	GC at Rio Pureco	FP-NMG Transm Specific-Replace	368.0	$ -	$ -	$ -	$ -	$ -	$ -	$ -	$ -
1468	T610001007	PRE-08859	GC at Rio Pureco	FP-NMG Transm Specific-Replace	369.0	$ -	$ -	$ -	$ -	$ -	$ -	$ -	$ -
1469	T621001008	PRE-08847	GC at Chaparral Compressor station	FP-NMG Transm Specific-Replace	367.1	$ -	$ -	$ -	$ -	$ -	$ -	$ -	$ -
1470	T621001008	PRE-08847	GC at Chaparral Compressor station	FP-NMG Transm Specific-Replace	368.0	$ -	$ -	$ -	$ -	$ -	$ -	$ -	$ -
1471	T621001008	PRE-08847	GC at Chaparral Compressor station	FP-NMG Transm Specific-Replace	369.0	$ -	$ -	$ -	$ -	$ -	$ -	$ -	$ -
1472	601001010	PRE-08855	Odorant Monitor at Chaparral	FP-NMG Transm Specific-Replace	367.1	$ -	$ -	$ -	$ -	$ -	$ -	$ -	$ -
1473	601001010	PRE-08855	Odorant Monitor at Chaparral	FP-NMG Transm Specific-Replace	368.0	$ -	$ -	$ -	$ -	$ -	$ -	$ -	$ -
1474	601001010	PRE-08855	Odorant Monitor at Chaparral	FP-NMG Transm Specific-Replace	369.0	$ -	$ -	$ -	$ -	$ -	$ -	$ -	$ -
1475	629001011	PRE-08930	ROS-West Dexter PVC Replacement	FP-NMG Dist Specific-Replace	376.1	$ -	$ -	$ -	$ -	$ -	$ -	$ -	$ -
1476	629001011	PRE-08930	ROS-West Dexter PVC Replacement	FP-NMG Dist Specific-Replace	376.2	$ -	$ -	$ -	$ -	$ -	$ -	$ -	$ -
1477	629001011	PRE-08930	ROS-West Dexter PVC Replacement	FP-NMG Dist Specific-Replace	376.4	$ -	$ -	$ -	$ -	$ -	$ -	$ -	$ -
1478	629001011	PRE-08930	ROS-West Dexter PVC Replacement	FP-NMG Dist Specific-Replace	380.0	$ -	$ -	$ -	$ -	$ -	$ -	$ -	$ -
1479	620001012	PRE-09865	ART-Southeast Bare Main Replacement	FP-NMG Dist Mains-Replace	376.1	$ -	$ -	$ -	$ -	$ -	$ -	$ -	$ -
1480	620001012	PRE-09865	ART-Southeast Bare Main Replacement	FP-NMG Dist Mains-Replace	376.2	$ -	$ -	$ -	$ -	$ -	$ -	$ -	$ -
1481	620001012	PRE-09865	ART-Southeast Bare Main Replacement	FP-NMG Dist Mains-Replace	376.4	$ -	$ -	$ -	$ -	$ -	$ -	$ -	$ -
1482	620001012	PRE-09865	ART-Southeast Bare Main Replacement	FP-NMG Dist Mains-Replace	380.0	$ -	$ -	$ -	$ -	$ -	$ -	$ -	$ -
1483	620001013	PRE-09046	ART-Atoka PVC Repl	FP-NMG Dist Specific-Replace	376.1	$ -	$ -	$ -	$ -	$ -	$ -	$ -	$ -
1484	620001013	PRE-09046	ART-Atoka PVC Repl	FP-NMG Dist Specific-Replace	376.2	$ -	$ -	$ -	$ -	$ -	$ -	$ -	$ -
1485	620001013	PRE-09046	ART-Atoka PVC Repl	FP-NMG Dist Specific-Replace	376.4	$ -	$ -	$ -	$ -	$ -	$ -	$ -	$ -
1486	620001013	PRE-09046	ART-Atoka PVC Repl	FP-NMG Dist Specific-Replace	380.0	$ -	$ -	$ -	$ -	$ -	$ -	$ -	$ -
1487	T610001014	PRE-08850	Cabezon PLC Install	FP-NMG Transm Specific-Replace	367.1	$ -	$ -	$ -	$ -	$ -	$ -	$ -	$ -
1488	T610001014	PRE-08850	Cabezon PLC Install	FP-NMG Transm Specific-Replace	368.0	$ -	$ -	$ -	$ -	$ -	$ -	$ -	$ -
1489	T610001014	PRE-08850	Cabezon PLC Install	FP-NMG Transm Specific-Replace	369.0	$ -	$ -	$ -	$ -	$ -	$ -	$ -	$ -
1490	T680001015	PRE-08786	Erosion Mitigation Abq ML Kutz to DOE MP20.2a Bore	FP-NMG Transm Mains-Replace	367.1	$ -	$ -	$ -	$ -	$ -	$ -	$ -	$ -
1491	T680001016	PRE-08852	Starlake # 8 Air Intake	FP-NMG Transm Specific-Replace	367.1	$ -	$ -	$ -	$ -	$ -	$ -	$ -	$ -
1492	T680001016	PRE-08852	Starlake # 8 Air Intake	FP-NMG Transm Specific-Replace	368.0	$ -	$ -	$ -	$ -	$ -	$ -	$ -	$ -
1493	T680001016	PRE-08852	Starlake # 8 Air Intake	FP-NMG Transm Specific-Replace	369.0	$ -	$ -	$ -	$ -	$ -	$ -	$ -	$ -
1494	T680001017	PRE-08853	# 9 Air Intake	FP-NMG Transm Specific-Replace	367.1	$ -	$ -	$ -	$ -	$ -	$ -	$ -	$ -
1495	T680001017	PRE-08853	# 9 Air Intake	FP-NMG Transm Specific-Replace	368.0	$ -	$ -	$ -	$ -	$ -	$ -	$ -	$ -
1496	T680001017	PRE-08853	# 9 Air Intake	FP-NMG Transm Specific-Replace	369.0	$ -	$ -	$ -	$ -	$ -	$ -	$ -	$ -
1497	T680001018	TEMP	Starlake # 10 Air Intake	FP-NMG Transm Specific-Replace	367.1	$ -	$ -	$ -	$ -	$ -	$ -	$ -	$ -
1498	T680001018	TEMP	Starlake # 10 Air Intake	FP-NMG Transm Specific-Replace	368.0	$ -	$ -	$ -	$ -	$ -	$ -	$ -	$ -
1499	T680001018	TEMP	Starlake # 10 Air Intake	FP-NMG Transm Specific-Replace	369.0	$ -	$ -	$ -	$ -	$ -	$ -	$ -	$ -
1500	660001019	TEMP	NC Santa Fe - Old SF Trail Main Replacement (Phase 1)	FP-NMG Dist Specific-Replace	376.1	$ -	$ -	$ -	$ -	$ -	$ -	$ -	$ -
1501	660001019	TEMP	NC Santa Fe - Old SF Trail Main Replacement (Phase 1)	FP-NMG Dist Specific-Replace	376.2	$ -	$ -	$ -	$ -	$ -	$ -	$ -	$ -
1502	660001019	TEMP	NC Santa Fe - Old SF Trail Main Replacement (Phase 1)	FP-NMG Dist Specific-Replace	376.4	$ -	$ -	$ -	$ -	$ -	$ -	$ -	$ -
1503	660001019	TEMP	NC Santa Fe - Old SF Trail Main Replacement (Phase 1)	FP-NMG Dist Specific-Replace	380.0	$ -	$ -	$ -	$ -	$ -	$ -	$ -	$ -
1504	660001020	TEMP	NC Santa Fe - NM 599 West Frontage Road 6-inch Reinforcement	FP-NMG Dist Specifics-New	376.1	$ -	$ -	$ -	$ -	$ -	$ -	$ -	$ -
1505	660001020	TEMP	NC Santa Fe - NM 599 West Frontage Road 6-inch Reinforcement	FP-NMG Dist Specifics-New	376.2	$ -	$ -	$ -	$ -	$ -	$ -	$ -	$ -
1506	660001020	TEMP	NC Santa Fe - NM 599 West Frontage Road 6-inch Reinforcement	FP-NMG Dist Specifics-New	376.4	$ -	$ -	$ -	$ -	$ -	$ -	$ -	$ -
1507	662001021	TEMP	NC Espanola - CR41 & NM68 between Alcalde and Velarde #3 systems Reinforcemen	FP-NMG Dist Specifics-New	376.1	$ -	$ -	$ -	$ -	$ -	$ -	$ -	$ -
1508	662001021	TEMP	NC Espanola - CR41 & NM68 between Alcalde and Velarde #3 systems Reinforcemen	FP-NMG Dist Specifics-New	376.2	$ -	$ -	$ -	$ -	$ -	$ -	$ -	$ -
1509	662001021	TEMP	NC Espanola - CR41 & NM68 between Alcalde and Velarde #3 systems Reinforcemen	FP-NMG Dist Specifics-New	376.4	$ -	$ -	$ -	$ -	$ -	$ -	$ -	$ -
1510	662001022	TEMP	NC Espanola - CR1 (North Prince Drive) Reinforcement	FP-NMG Dist Specifics-New	376.1	$ -	$ -	$ -	$ -	$ -	$ -	$ -	$ -
1511	662001022	TEMP	NC Espanola - CR1 (North Prince Drive) Reinforcement	FP-NMG Dist Specifics-New	376.2	$ -	$ -	$ -	$ -	$ -	$ -	$ -	$ -
1512	662001022	TEMP	NC Espanola - CR1 (North Prince Drive) Reinforcement	FP-NMG Dist Specifics-New	376.4	$ -	$ -	$ -	$ -	$ -	$ -	$ -	$ -
1513	610001023	NEW-10014	ALB Eastside VHP Reinforcement	FP-NMG Dist Specifics-New	376.1	$ -	$ -	$ -	$ -	$ -	$ -	$ -	$ -
1514	610001023	NEW-10014	ALB Eastside VHP Reinforcement	FP-NMG Dist Specifics-New	376.2	$ -	$ -	$ -	$ -	$ -	$ -	$ -	$ -
1515	610001023	NEW-10014	ALB Eastside VHP Reinforcement	FP-NMG Dist Specifics-New	376.4	$ -	$ -	$ -	$ -	$ -	$ -	$ -	$ -

NEW MEXICO GAS COMPANY, INC.

Plant Gross Activity
Base Period - 12 Months Ending March 31, 2023
Future Test Year - 12 Months Ending September 30, 2025

	A	B	C	D	E	U	V	W	X	Y	Z	AA
3	Investment Number	FP Number	Investment Name	FP Type	FERC Account	7/31/2024	8/31/2024	9/30/2024	10/31/2024	11/30/2024	12/31/2024	1/31/2025
1460	T610001005	PRE-08851	UFG Meter at Atrisco BS	FP-NMG Transm Specific-Replace	367.1	$ -	$ -	$ -	$ -	$ -	$ -	$ -
1461	T610001005	PRE-08851	UFG Meter at Atrisco BS	FP-NMG Transm Specific-Replace	368.0	$ -	$ -	$ -	$ -	$ -	$ -	$ -
1462	T610001005	PRE-08851	UFG Meter at Atrisco BS	FP-NMG Transm Specific-Replace	369.0	$ -	$ -	$ -	$ -	$ -	$ -	$ -
1463	T680001006	PRE-08854	GC at Odoe/Corto Station	FP-NMG Transm Specific-Replace	367.1	$ -	$ -	$ -	$ -	$ -	$ -	$ -
1464	T680001006	PRE-08854	GC at Odoe/Corto Station	FP-NMG Transm Specific-Replace	368.0	$ -	$ -	$ -	$ -	$ -	$ -	$ -
1465	T680001006	PRE-08854	GC at Odoe/Corto Station	FP-NMG Transm Specific-Replace	369.0	$ -	$ -	$ -	$ -	$ -	$ -	$ -
1466	T610001007	PRE-08859	GC at Rio Pureco	FP-NMG Transm Specific-Replace	367.1	$ -	$ -	$ -	$ -	$ -	$ -	$ -
1467	T610001007	PRE-08859	GC at Rio Pureco	FP-NMG Transm Specific-Replace	368.0	$ -	$ -	$ -	$ -	$ -	$ -	$ -
1468	T610001007	PRE-08859	GC at Rio Pureco	FP-NMG Transm Specific-Replace	369.0	$ -	$ -	$ -	$ -	$ -	$ -	$ -
1469	T621001008	PRE-08847	GC at Chaparral Compressor station	FP-NMG Transm Specific-Replace	367.1	$ -	$ -	$ -	$ -	$ -	$ -	$ -
1470	T621001008	PRE-08847	GC at Chaparral Compressor station	FP-NMG Transm Specific-Replace	368.0	$ -	$ -	$ -	$ -	$ -	$ -	$ -
1471	T621001008	PRE-08847	GC at Chaparral Compressor station	FP-NMG Transm Specific-Replace	369.0	$ -	$ -	$ -	$ -	$ -	$ -	$ -
1472	601001010	PRE-08855	Odorant Monitor at Chaparral	FP-NMG Transm Specific-Replace	367.1	$ -	$ -	$ -	$ -	$ -	$ -	$ -
1473	601001010	PRE-08855	Odorant Monitor at Chaparral	FP-NMG Transm Specific-Replace	368.0	$ -	$ -	$ -	$ -	$ -	$ -	$ -
1474	601001010	PRE-08855	Odorant Monitor at Chaparral	FP-NMG Transm Specific-Replace	369.0	$ -	$ -	$ -	$ -	$ -	$ -	$ -
1475	629001011	PRE-08930	ROS-West Dexter PVC Replacement	FP-NMG Dist Specific-Replace	376.1	$ -	$ -	$ -	$ -	$ -	$ -	$ -
1476	629001011	PRE-08930	ROS-West Dexter PVC Replacement	FP-NMG Dist Specific-Replace	376.2	$ -	$ -	$ -	$ -	$ -	$ -	$ -
1477	629001011	PRE-08930	ROS-West Dexter PVC Replacement	FP-NMG Dist Specific-Replace	376.4	$ -	$ -	$ -	$ -	$ -	$ -	$ -
1478	629001011	PRE-08930	ROS-West Dexter PVC Replacement	FP-NMG Dist Specific-Replace	380.0	$ -	$ -	$ -	$ -	$ -	$ -	$ -
1479	620001012	PRE-09865	ART-Southeast Bare Main Replacement	FP-NMG Dist Mains-Replace	376.1	$ -	$ -	$ 240,434	$ -	$ -	$ -	$ -
1480	620001012	PRE-09865	ART-Southeast Bare Main Replacement	FP-NMG Dist Mains-Replace	376.2	$ -	$ -	$ 258,027	$ -	$ -	$ -	$ -
1481	620001012	PRE-09865	ART-Southeast Bare Main Replacement	FP-NMG Dist Mains-Replace	376.4	$ -	$ -	$ 58,643	$ -	$ -	$ -	$ -
1482	620001012	PRE-09865	ART-Southeast Bare Main Replacement	FP-NMG Dist Mains-Replace	380.0	$ -	$ -	$ 29,321	$ -	$ -	$ -	$ -
1483	620001013	PRE-09046	ART-Atoka PVC Repl	FP-NMG Dist Specific-Replace	376.1	$ -	$ -	$ -	$ -	$ -	$ -	$ -
1484	620001013	PRE-09046	ART-Atoka PVC Repl	FP-NMG Dist Specific-Replace	376.2	$ -	$ -	$ -	$ -	$ -	$ -	$ -
1485	620001013	PRE-09046	ART-Atoka PVC Repl	FP-NMG Dist Specific-Replace	376.4	$ -	$ -	$ -	$ -	$ -	$ -	$ -
1486	620001013	PRE-09046	ART-Atoka PVC Repl	FP-NMG Dist Specific-Replace	380.0	$ -	$ -	$ -	$ -	$ -	$ -	$ -
1487	T610001014	PRE-08850	Cabezon PLC Install	FP-NMG Transm Specific-Replace	367.1	$ -	$ -	$ -	$ -	$ -	$ -	$ -
1488	T610001014	PRE-08850	Cabezon PLC Install	FP-NMG Transm Specific-Replace	368.0	$ -	$ -	$ -	$ -	$ -	$ -	$ -
1489	T610001014	PRE-08850	Cabezon PLC Install	FP-NMG Transm Specific-Replace	369.0	$ -	$ -	$ -	$ -	$ -	$ -	$ -
1490	T680001015	PRE-08786	Erosion Mitigation Abq ML Kutz to DOE MP20.2a Bore	FP-NMG Transm Mains-Replace	367.1	$ -	$ -	$ -	$ -	$ -	$ -	$ -
1491	T680001016	PRE-08852	Starlake # 8 Air Intake	FP-NMG Transm Specific-Replace	367.1	$ -	$ -	$ -	$ -	$ -	$ -	$ -
1492	T680001016	PRE-08852	Starlake # 8 Air Intake	FP-NMG Transm Specific-Replace	368.0	$ -	$ -	$ -	$ -	$ -	$ -	$ -
1493	T680001016	PRE-08852	Starlake # 8 Air Intake	FP-NMG Transm Specific-Replace	369.0	$ -	$ -	$ -	$ -	$ -	$ -	$ -
1494	T680001017	PRE-08853	# 9 Air Intake	FP-NMG Transm Specific-Replace	367.1	$ -	$ -	$ -	$ -	$ -	$ -	$ -
1495	T680001017	PRE-08853	# 9 Air Intake	FP-NMG Transm Specific-Replace	368.0	$ -	$ -	$ -	$ -	$ -	$ -	$ -
1496	T680001017	PRE-08853	# 9 Air Intake	FP-NMG Transm Specific-Replace	369.0	$ -	$ -	$ -	$ -	$ -	$ -	$ -
1497	T680001018	TEMP	Starlake # 10 Air Intake	FP-NMG Transm Specific-Replace	367.1	$ -	$ -	$ -	$ -	$ -	$ -	$ -
1498	T680001018	TEMP	Starlake # 10 Air Intake	FP-NMG Transm Specific-Replace	368.0	$ -	$ -	$ -	$ -	$ -	$ -	$ -
1499	T680001018	TEMP	Starlake # 10 Air Intake	FP-NMG Transm Specific-Replace	369.0	$ -	$ -	$ -	$ -	$ -	$ -	$ -
1500	660001019	TEMP	NC Santa Fe - Old SF Trail Main Replacement (Phase 1)	FP-NMG Dist Specific-Replace	376.1	$ -	$ -	$ -	$ -	$ -	$ -	$ -
1501	660001019	TEMP	NC Santa Fe - Old SF Trail Main Replacement (Phase 1)	FP-NMG Dist Specific-Replace	376.2	$ -	$ -	$ -	$ -	$ -	$ -	$ -
1502	660001019	TEMP	NC Santa Fe - Old SF Trail Main Replacement (Phase 1)	FP-NMG Dist Specific-Replace	376.4	$ -	$ -	$ -	$ -	$ -	$ -	$ -
1503	660001019	TEMP	NC Santa Fe - Old SF Trail Main Replacement (Phase 1)	FP-NMG Dist Specific-Replace	380.0	$ -	$ -	$ -	$ -	$ -	$ -	$ -
1504	660001020	TEMP	NC Santa Fe - NM 599 West Frontage Road 6-inch Reinforcement	FP-NMG Dist Specifics-New	376.1	$ -	$ -	$ -	$ -	$ -	$ -	$ -
1505	660001020	TEMP	NC Santa Fe - NM 599 West Frontage Road 6-inch Reinforcement	FP-NMG Dist Specifics-New	376.2	$ -	$ -	$ -	$ -	$ -	$ -	$ -
1506	660001020	TEMP	NC Santa Fe - NM 599 West Frontage Road 6-inch Reinforcement	FP-NMG Dist Specifics-New	376.4	$ -	$ -	$ -	$ -	$ -	$ -	$ -
1507	662001021	TEMP	NC Espanola - CR41 & NM68 between Alcalde and Velarde #3 systems Reinforcemen	FP-NMG Dist Specifics-New	376.1	$ -	$ -	$ -	$ -	$ -	$ -	$ -
1508	662001021	TEMP	NC Espanola - CR41 & NM68 between Alcalde and Velarde #3 systems Reinforcemen	FP-NMG Dist Specifics-New	376.2	$ -	$ -	$ -	$ -	$ -	$ -	$ -
1509	662001021	TEMP	NC Espanola - CR41 & NM68 between Alcalde and Velarde #3 systems Reinforcemen	FP-NMG Dist Specifics-New	376.4	$ -	$ -	$ -	$ -	$ -	$ -	$ -
1510	662001022	TEMP	NC Espanola - CR1 (North Prince Drive) Reinforcement	FP-NMG Dist Specifics-New	376.1	$ -	$ -	$ -	$ -	$ -	$ -	$ -
1511	662001022	TEMP	NC Espanola - CR1 (North Prince Drive) Reinforcement	FP-NMG Dist Specifics-New	376.2	$ -	$ -	$ -	$ -	$ -	$ -	$ -
1512	662001022	TEMP	NC Espanola - CR1 (North Prince Drive) Reinforcement	FP-NMG Dist Specifics-New	376.4	$ -	$ -	$ -	$ -	$ -	$ -	$ -
1513	610001023	NEW-10014	ALB Eastside VHP Reinforcement	FP-NMG Dist Specifics-New	376.1	$ -	$ -	$ -	$ -	$ -	$ -	$ -
1514	610001023	NEW-10014	ALB Eastside VHP Reinforcement	FP-NMG Dist Specifics-New	376.2	$ -	$ -	$ -	$ -	$ -	$ -	$ -
1515	610001023	NEW-10014	ALB Eastside VHP Reinforcement	FP-NMG Dist Specifics-New	376.4	$ -	$ -	$ -	$ -	$ -	$ -	$ -

NEW MEXICO GAS COMPANY, INC.

Plant Gross Activity
Base Period - 12 Months Ending March 31, 2023
Future Test Year - 12 Months Ending September 30, 2025

	A	B	C	D	E	AB	AC	AD	AE	AF	AG	AH	AI
3	Investment Number	FP Number	Investment Name	FP Type	FERC Account	2/28/2025	3/31/2025	4/30/2025	5/31/2025	6/30/2025	7/31/2025	8/31/2025	9/30/2025
1460	T610001005	PRE-08851	UFG Meter at Atrisco BS	FP-NMG Transm Specific-Replace	367.1	$ -	$ -	$ -	$ -	$ -	$ -	$ -	$ -
1461	T610001005	PRE-08851	UFG Meter at Atrisco BS	FP-NMG Transm Specific-Replace	368.0	$ -	$ -	$ -	$ -	$ -	$ -	$ -	$ -
1462	T610001005	PRE-08851	UFG Meter at Atrisco BS	FP-NMG Transm Specific-Replace	369.0	$ -	$ -	$ -	$ -	$ -	$ -	$ -	$ -
1463	T680001006	PRE-08854	GC at Odoe/Corto Station	FP-NMG Transm Specific-Replace	367.1	$ -	$ -	$ -	$ -	$ -	$ -	$ -	$ -
1464	T680001006	PRE-08854	GC at Odoe/Corto Station	FP-NMG Transm Specific-Replace	368.0	$ -	$ -	$ -	$ -	$ -	$ -	$ -	$ -
1465	T680001006	PRE-08854	GC at Odoe/Corto Station	FP-NMG Transm Specific-Replace	369.0	$ -	$ -	$ -	$ -	$ -	$ -	$ -	$ -
1466	T610001007	PRE-08859	GC at Rio Pureco	FP-NMG Transm Specific-Replace	367.1	$ -	$ -	$ -	$ -	$ -	$ -	$ -	$ -
1467	T610001007	PRE-08859	GC at Rio Pureco	FP-NMG Transm Specific-Replace	368.0	$ -	$ -	$ -	$ -	$ -	$ -	$ -	$ -
1468	T610001007	PRE-08859	GC at Rio Pureco	FP-NMG Transm Specific-Replace	369.0	$ -	$ -	$ -	$ -	$ -	$ -	$ -	$ -
1469	T621001008	PRE-08847	GC at Chaparral Compressor station	FP-NMG Transm Specific-Replace	367.1	$ -	$ -	$ -	$ -	$ -	$ -	$ -	$ -
1470	T621001008	PRE-08847	GC at Chaparral Compressor station	FP-NMG Transm Specific-Replace	368.0	$ -	$ -	$ -	$ -	$ -	$ -	$ -	$ -
1471	T621001008	PRE-08847	GC at Chaparral Compressor station	FP-NMG Transm Specific-Replace	369.0	$ -	$ -	$ -	$ -	$ -	$ -	$ -	$ -
1472	601001010	PRE-08855	Odorant Monitor at Chaparral	FP-NMG Transm Specific-Replace	367.1	$ -	$ -	$ -	$ -	$ -	$ -	$ -	$ -
1473	601001010	PRE-08855	Odorant Monitor at Chaparral	FP-NMG Transm Specific-Replace	368.0	$ -	$ -	$ -	$ -	$ -	$ -	$ -	$ -
1474	601001010	PRE-08855	Odorant Monitor at Chaparral	FP-NMG Transm Specific-Replace	369.0	$ -	$ -	$ -	$ -	$ -	$ -	$ -	$ -
1475	629001011	PRE-08930	ROS-West Dexter PVC Replacement	FP-NMG Dist Specific-Replace	376.1	$ -	$ -	$ -	$ -	$ -	$ -	$ -	$ -
1476	629001011	PRE-08930	ROS-West Dexter PVC Replacement	FP-NMG Dist Specific-Replace	376.2	$ -	$ -	$ -	$ -	$ -	$ -	$ -	$ -
1477	629001011	PRE-08930	ROS-West Dexter PVC Replacement	FP-NMG Dist Specific-Replace	376.4	$ -	$ -	$ -	$ -	$ -	$ -	$ -	$ -
1478	629001011	PRE-08930	ROS-West Dexter PVC Replacement	FP-NMG Dist Specific-Replace	380.0	$ -	$ -	$ -	$ -	$ -	$ -	$ -	$ -
1479	620001012	PRE-09865	ART-Southeast Bare Main Replacement	FP-NMG Dist Mains-Replace	376.1	$ -	$ -	$ -	$ -	$ -	$ -	$ -	$ -
1480	620001012	PRE-09865	ART-Southeast Bare Main Replacement	FP-NMG Dist Mains-Replace	376.2	$ -	$ -	$ -	$ -	$ -	$ -	$ -	$ -
1481	620001012	PRE-09865	ART-Southeast Bare Main Replacement	FP-NMG Dist Mains-Replace	376.4	$ -	$ -	$ -	$ -	$ -	$ -	$ -	$ -
1482	620001012	PRE-09865	ART-Southeast Bare Main Replacement	FP-NMG Dist Mains-Replace	380.0	$ -	$ -	$ -	$ -	$ -	$ -	$ -	$ -
1483	620001013	PRE-09046	ART-Atoka PVC Repl	FP-NMG Dist Specific-Replace	376.1	$ -	$ -	$ -	$ -	$ -	$ -	$ -	$ -
1484	620001013	PRE-09046	ART-Atoka PVC Repl	FP-NMG Dist Specific-Replace	376.2	$ -	$ -	$ -	$ -	$ -	$ -	$ -	$ -
1485	620001013	PRE-09046	ART-Atoka PVC Repl	FP-NMG Dist Specific-Replace	376.4	$ -	$ -	$ -	$ -	$ -	$ -	$ -	$ -
1486	620001013	PRE-09046	ART-Atoka PVC Repl	FP-NMG Dist Specific-Replace	380.0	$ -	$ -	$ -	$ -	$ -	$ -	$ -	$ -
1487	T610001014	PRE-08850	Cabezon PLC Install	FP-NMG Transm Specific-Replace	367.1	$ -	$ -	$ -	$ -	$ -	$ -	$ -	$ -
1488	T610001014	PRE-08850	Cabezon PLC Install	FP-NMG Transm Specific-Replace	368.0	$ -	$ -	$ -	$ -	$ -	$ -	$ -	$ -
1489	T610001014	PRE-08850	Cabezon PLC Install	FP-NMG Transm Specific-Replace	369.0	$ -	$ -	$ -	$ -	$ -	$ -	$ -	$ -
1490	T680001015	PRE-08786	Erosion Mitigation Abq ML Kutz to DOE MP20.2a Bore	FP-NMG Transm Mains-Replace	367.1	$ -	$ -	$ -	$ -	$ -	$ -	$ -	$ -
1491	T680001016	PRE-08852	Starlake # 8 Air Intake	FP-NMG Transm Specific-Replace	367.1	$ -	$ -	$ -	$ -	$ -	$ -	$ -	$ -
1492	T680001016	PRE-08852	Starlake # 8 Air Intake	FP-NMG Transm Specific-Replace	368.0	$ -	$ -	$ -	$ -	$ -	$ -	$ -	$ -
1493	T680001016	PRE-08852	Starlake # 8 Air Intake	FP-NMG Transm Specific-Replace	369.0	$ -	$ -	$ -	$ -	$ -	$ -	$ -	$ -
1494	T680001017	PRE-08853	# 9 Air Intake	FP-NMG Transm Specific-Replace	367.1	$ -	$ -	$ -	$ -	$ -	$ -	$ -	$ -
1495	T680001017	PRE-08853	# 9 Air Intake	FP-NMG Transm Specific-Replace	368.0	$ -	$ -	$ -	$ -	$ -	$ -	$ -	$ -
1496	T680001017	PRE-08853	# 9 Air Intake	FP-NMG Transm Specific-Replace	369.0	$ -	$ -	$ -	$ -	$ -	$ -	$ -	$ -
1497	T680001018	TEMP	Starlake # 10 Air Intake	FP-NMG Transm Specific-Replace	367.1	$ -	$ -	$ -	$ -	$ -	$ -	$ -	$ -
1498	T680001018	TEMP	Starlake # 10 Air Intake	FP-NMG Transm Specific-Replace	368.0	$ -	$ -	$ -	$ -	$ -	$ -	$ -	$ -
1499	T680001018	TEMP	Starlake # 10 Air Intake	FP-NMG Transm Specific-Replace	369.0	$ -	$ -	$ -	$ -	$ -	$ -	$ -	$ -
1500	660001019	TEMP	NC Santa Fe - Old SF Trail Main Replacement (Phase 1)	FP-NMG Dist Specific-Replace	376.1	$ -	$ -	$ -	$ -	$ -	$ -	$ -	$ -
1501	660001019	TEMP	NC Santa Fe - Old SF Trail Main Replacement (Phase 1)	FP-NMG Dist Specific-Replace	376.2	$ -	$ -	$ -	$ -	$ -	$ -	$ -	$ -
1502	660001019	TEMP	NC Santa Fe - Old SF Trail Main Replacement (Phase 1)	FP-NMG Dist Specific-Replace	376.4	$ -	$ -	$ -	$ -	$ -	$ -	$ -	$ -
1503	660001019	TEMP	NC Santa Fe - Old SF Trail Main Replacement (Phase 1)	FP-NMG Dist Specific-Replace	380.0	$ -	$ -	$ -	$ -	$ -	$ -	$ -	$ -
1504	660001020	TEMP	NC Santa Fe - NM 599 West Frontage Road 6-inch Reinforcement	FP-NMG Dist Specifics-New	376.1	$ -	$ -	$ -	$ -	$ -	$ -	$ -	$ -
1505	660001020	TEMP	NC Santa Fe - NM 599 West Frontage Road 6-inch Reinforcement	FP-NMG Dist Specifics-New	376.2	$ -	$ -	$ -	$ -	$ -	$ -	$ -	$ -
1506	660001020	TEMP	NC Santa Fe - NM 599 West Frontage Road 6-inch Reinforcement	FP-NMG Dist Specifics-New	376.4	$ -	$ -	$ -	$ -	$ -	$ -	$ -	$ -
1507	662001021	TEMP	NC Espanola - CR41 & NM68 between Alcalde and Velarde #3 systems Reinforcemen	FP-NMG Dist Specifics-New	376.1	$ -	$ -	$ -	$ -	$ -	$ -	$ -	$ -
1508	662001021	TEMP	NC Espanola - CR41 & NM68 between Alcalde and Velarde #3 systems Reinforcemen	FP-NMG Dist Specifics-New	376.2	$ -	$ -	$ -	$ -	$ -	$ -	$ -	$ -
1509	662001021	TEMP	NC Espanola - CR41 & NM68 between Alcalde and Velarde #3 systems Reinforcemen	FP-NMG Dist Specifics-New	376.4	$ -	$ -	$ -	$ -	$ -	$ -	$ -	$ -
1510	662001022	TEMP	NC Espanola - CR1 (North Prince Drive) Reinforcement	FP-NMG Dist Specifics-New	376.1	$ -	$ -	$ -	$ -	$ -	$ -	$ -	$ -
1511	662001022	TEMP	NC Espanola - CR1 (North Prince Drive) Reinforcement	FP-NMG Dist Specifics-New	376.2	$ -	$ -	$ -	$ -	$ -	$ -	$ -	$ -
1512	662001022	TEMP	NC Espanola - CR1 (North Prince Drive) Reinforcement	FP-NMG Dist Specifics-New	376.4	$ -	$ -	$ -	$ -	$ -	$ -	$ -	$ -
1513	610001023	NEW-10014	ALB Eastside VHP Reinforcement	FP-NMG Dist Specifics-New	376.1	$ -	$ -	$ -	$ -	$ -	$ -	$ -	$ -
1514	610001023	NEW-10014	ALB Eastside VHP Reinforcement	FP-NMG Dist Specifics-New	376.2	$ -	$ -	$ -	$ -	$ -	$ -	$ -	$ -
1515	610001023	NEW-10014	ALB Eastside VHP Reinforcement	FP-NMG Dist Specifics-New	376.4	$ -	$ -	$ -	$ -	$ -	$ -	$ -	$ -

NEW MEXICO GAS COMPANY, INC.

Plant Gross Activity
Base Period - 12 Months Ending March 31, 2023
Future Test Year - 12 Months Ending September 30, 2025

	A	B	C	D	E	F	G	H	I	J	K	L
3	Investment Number	FP Number	Investment Name	FP Type	FERC Account	4/30/2023	5/31/2023	6/30/2023	7/31/2023	8/31/2023	9/30/2023	10/31/2023
1516	621001024	PRE-08917	ALA Summer & Sunland Replacement	FP-NMG Dist Specific-Replace	376.1	$ -	$ -	$ -	$ -	$ -	$ -	$ -
1517	621001024	PRE-08917	ALA Summer & Sunland Replacement	FP-NMG Dist Specific-Replace	376.2	$ -	$ -	$ -	$ -	$ -	$ -	$ -
1518	621001024	PRE-08917	ALA Summer & Sunland Replacement	FP-NMG Dist Specific-Replace	376.4	$ -	$ -	$ -	$ -	$ -	$ -	$ -
1519	621001024	PRE-08917	ALA Summer & Sunland Replacement	FP-NMG Dist Specific-Replace	380.0	$ -	$ -	$ -	$ -	$ -	$ -	$ -
1520	632001025	TEMP	SLC Cottage San Replacement Phase II	FP-NMG Dist Specific-Replace	376.1	$ -	$ -	$ -	$ -	$ -	$ -	$ -
1521	632001025	TEMP	SLC Cottage San Replacement Phase II	FP-NMG Dist Specific-Replace	376.2	$ -	$ -	$ -	$ -	$ -	$ -	$ -
1522	632001025	TEMP	SLC Cottage San Replacement Phase II	FP-NMG Dist Specific-Replace	376.4	$ -	$ -	$ -	$ -	$ -	$ -	$ -
1523	632001025	TEMP	SLC Cottage San Replacement Phase II	FP-NMG Dist Specific-Replace	380.0	$ -	$ -	$ -	$ -	$ -	$ -	$ -
1524	T621001026	PRE-09971	ALA Rebuild Holloman Take-off Phase II	FP-NMG Transm Stations-Replace	368.0	$ -	$ -	$ -	$ -	$ -	$ -	$ -
1525	T621001026	PRE-09971	ALA Rebuild Holloman Take-off Phase II	FP-NMG Transm Stations-Replace	369.0	$ -	$ -	$ -	$ -	$ -	$ -	$ -
1526	611001027	NEW-14224	ABQ Tondre Rd Reinforcement	FP-NMG Dist Specifics-New	376.1	$ -	$ -	$ -	$ -	$ -	$ -	$ -
1527	611001027	NEW-14224	ABQ Tondre Rd Reinforcement	FP-NMG Dist Specifics-New	376.2	$ -	$ -	$ -	$ -	$ -	$ -	$ -
1528	611001027	NEW-14224	ABQ Tondre Rd Reinforcement	FP-NMG Dist Specifics-New	376.4	$ -	$ -	$ -	$ -	$ -	$ -	$ -
1529	632001028	PRE-09977	SLC Regulator Station Replacements - Phase III	FP-NMG Dist Specific-Replace	376.1	$ -	$ -	$ -	$ -	$ -	$ -	$ -
1530	632001028	PRE-09977	SLC Regulator Station Replacements - Phase III	FP-NMG Dist Specific-Replace	376.2	$ -	$ -	$ -	$ -	$ -	$ -	$ -
1531	632001028	PRE-09977	SLC Regulator Station Replacements - Phase III	FP-NMG Dist Specific-Replace	376.4	$ -	$ -	$ -	$ -	$ -	$ -	$ -
1532	632001028	PRE-09977	SLC Regulator Station Replacements - Phase III	FP-NMG Dist Specific-Replace	380.0	$ -	$ -	$ -	$ -	$ -	$ -	$ -
1533	633001029	PRE-08931	TOC Hyatt PVC Replacement	FP-NMG Dist Specific-Replace	376.1	$ -	$ -	$ 101,058	$ -	$ -	$ -	$ -
1534	633001029	PRE-08931	TOC Hyatt PVC Replacement	FP-NMG Dist Specific-Replace	376.2	$ -	$ -	$ 707,404	$ -	$ -	$ -	$ -
1535	633001029	PRE-08931	TOC Hyatt PVC Replacement	FP-NMG Dist Specific-Replace	376.4	$ -	$ -	$ 50,529	$ -	$ -	$ -	$ -
1536	633001029	PRE-08931	TOC Hyatt PVC Replacement	FP-NMG Dist Specific-Replace	380.0	$ -	$ -	$ 151,586	$ -	$ -	$ -	$ -
1537	660001030	PRE-09769	NC Santa Fe - Old SF Trail Service Replacement (Phase 1)	FP-NMG Dist Specific-Replace	376.1	$ -	$ -	$ -	$ -	$ -	$ -	$ -
1538	660001030	PRE-09769	NC Santa Fe - Old SF Trail Service Replacement (Phase 1)	FP-NMG Dist Specific-Replace	376.2	$ -	$ -	$ -	$ -	$ -	$ -	$ -
1539	660001030	PRE-09769	NC Santa Fe - Old SF Trail Service Replacement (Phase 1)	FP-NMG Dist Specific-Replace	376.4	$ -	$ -	$ -	$ -	$ -	$ -	$ -
1540	660001030	PRE-09769	NC Santa Fe - Old SF Trail Service Replacement (Phase 1)	FP-NMG Dist Specific-Replace	380.0	$ -	$ -	$ -	$ -	$ -	$ -	$ -
1541	633001031	TEMP	TOC Odd Size Main Replacement Phase III	FP-NMG Dist Specific-Replace	376.1	$ -	$ -	$ -	$ -	$ -	$ -	$ -
1542	633001031	TEMP	TOC Odd Size Main Replacement Phase III	FP-NMG Dist Specific-Replace	376.2	$ -	$ -	$ -	$ -	$ -	$ -	$ -
1543	633001031	TEMP	TOC Odd Size Main Replacement Phase III	FP-NMG Dist Specific-Replace	376.4	$ -	$ -	$ -	$ -	$ -	$ -	$ -
1544	633001031	TEMP	TOC Odd Size Main Replacement Phase III	FP-NMG Dist Specific-Replace	380.0	$ -	$ -	$ -	$ -	$ -	$ -	$ -
1545	610001032	NEW-14169	ABQ Los Picaros Reinforcement	FP-NMG Dist Specifics-New	376.1	$ -	$ -	$ -	$ -	$ -	$ -	$ -
1546	610001032	NEW-14169	ABQ Los Picaros Reinforcement	FP-NMG Dist Specifics-New	376.2	$ -	$ -	$ -	$ -	$ -	$ -	$ -
1547	610001032	NEW-14169	ABQ Los Picaros Reinforcement	FP-NMG Dist Specifics-New	376.4	$ -	$ -	$ -	$ -	$ -	$ -	$ -
1548	610001033	PRE-08916	ABQ Montgomery and Tramway Reg Station Rebuild	FP-NMG Dist Specific-Replace	376.1	$ -	$ -	$ -	$ -	$ -	$ -	$ -
1549	610001033	PRE-08916	ABQ Montgomery and Tramway Reg Station Rebuild	FP-NMG Dist Specific-Replace	376.2	$ -	$ -	$ -	$ -	$ -	$ -	$ -
1550	610001033	PRE-08916	ABQ Montgomery and Tramway Reg Station Rebuild	FP-NMG Dist Specific-Replace	376.4	$ -	$ -	$ -	$ -	$ -	$ -	$ -
1551	610001033	PRE-08916	ABQ Montgomery and Tramway Reg Station Rebuild	FP-NMG Dist Specific-Replace	380.0	$ -	$ -	$ -	$ -	$ -	$ -	$ -
1552	610001034	PRE-09022	ABQ 528 and Corrales Reg Station Relocation	FP-NMG Dist Mains-Replace	376.1	$ -	$ -	$ -	$ -	$ -	$ -	$ -
1553	610001034	PRE-09022	ABQ 528 and Corrales Reg Station Relocation	FP-NMG Dist Mains-Replace	376.2	$ -	$ -	$ -	$ -	$ -	$ -	$ -
1554	610001034	PRE-09022	ABQ 528 and Corrales Reg Station Relocation	FP-NMG Dist Mains-Replace	376.4	$ -	$ -	$ -	$ -	$ -	$ -	$ -
1555	610001034	PRE-09022	ABQ 528 and Corrales Reg Station Relocation	FP-NMG Dist Mains-Replace	380.0	$ -	$ -	$ -	$ -	$ -	$ -	$ -
1556	T610001035	TEMP	ABQ Cobisa ML Replacement	FP-NMG Transm Mains-Replace	367.1	$ -	$ -	$ -	$ -	$ -	$ -	$ -
1557	610001036	NEW-14168	ABQ Metro IKCs	FP-NMG Dist Specifics-New	376.1	$ -	$ -	$ -	$ -	$ -	$ -	$ -
1558	610001036	NEW-14168	ABQ Metro IKCs	FP-NMG Dist Specifics-New	376.2	$ -	$ -	$ -	$ -	$ -	$ -	$ -
1559	610001036	NEW-14168	ABQ Metro IKCs	FP-NMG Dist Specifics-New	376.4	$ -	$ -	$ -	$ -	$ -	$ -	$ -
1560	T626001037	PRE-08742	Rebuild Texico Border Station 2"	FP-NMG Transm Stations-Replace	368.0	$ -	$ -	$ -	$ -	$ -	$ -	$ -
1561	T626001037	PRE-08742	Rebuild Texico Border Station 2"	FP-NMG Transm Stations-Replace	369.0	$ -	$ -	$ -	$ -	$ -	$ -	$ -
1562	T610001038	NEW-14173	Redondo Compressor Station Enhancements 2020	FP-NMG Transm Specifics-New	367.1	$ -	$ -	$ -	$ -	$ -	$ -	$ -
1563	T610001038	NEW-14173	Redondo Compressor Station Enhancements 2020	FP-NMG Transm Specifics-New	368.0	$ -	$ -	$ -	$ -	$ -	$ -	$ -
1564	T610001038	NEW-14173	Redondo Compressor Station Enhancements 2020	FP-NMG Transm Specifics-New	369.0	$ -	$ -	$ -	$ -	$ -	$ -	$ -
1565	T626001039	PRE-08882	Maurice Clark Reg Station Rebuild 2021	FP-NMG Transm Stations-Replace	368.0	$ -	$ -	$ -	$ -	$ -	$ -	$ -
1566	T626001039	PRE-08882	Maurice Clark Reg Station Rebuild 2021	FP-NMG Transm Stations-Replace	369.0	$ -	$ -	$ -	$ -	$ -	$ -	$ -
1567	T680001041	PRE-08840	2020 Cutout - Blanco Hub ML	FP-NMG Transm Specific-Replace	367.1	$ -	$ -	$ -	$ -	$ -	$ -	$ -
1568	T680001041	PRE-08840	2020 Cutout - Blanco Hub ML	FP-NMG Transm Specific-Replace	368.0	$ -	$ -	$ -	$ -	$ -	$ -	$ -
1569	T680001041	PRE-08840	2020 Cutout - Blanco Hub ML	FP-NMG Transm Specific-Replace	369.0	$ -	$ -	$ -	$ -	$ -	$ -	$ -
1570	T660001042	PRE-08865	ILI Cutouts - Questa ML	FP-NMG Transm Specific-Replace	367.1	$ -	$ -	$ -	$ -	$ -	$ -	$ -
1571	T660001042	PRE-08865	ILI Cutouts - Questa ML	FP-NMG Transm Specific-Replace	368.0	$ -	$ -	$ -	$ -	$ -	$ -	$ -

NEW MEXICO GAS COMPANY, INC.

Plant Gross Activity
Base Period - 12 Months Ending March 31, 2023
Future Test Year - 12 Months Ending September 30, 2025

	A	B	C	D	E	M	N	O	P	Q	R	S	T
3	Investment Number	FP Number	Investment Name	FP Type	FERC Account	11/30/2023	12/31/2023	1/31/2024	2/29/2024	3/31/2024	4/30/2024	5/31/2024	6/30/2024
1516	621001024	PRE-08917	ALA Summer & Sunland Replacement	FP-NMG Dist Specific-Replace	376.1	$ -	$ -	$ -	$ -	$ -	$ -	$ -	$ -
1517	621001024	PRE-08917	ALA Summer & Sunland Replacement	FP-NMG Dist Specific-Replace	376.2	$ -	$ -	$ -	$ -	$ -	$ -	$ -	$ -
1518	621001024	PRE-08917	ALA Summer & Sunland Replacement	FP-NMG Dist Specific-Replace	376.4	$ -	$ -	$ -	$ -	$ -	$ -	$ -	$ -
1519	621001024	PRE-08917	ALA Summer & Sunland Replacement	FP-NMG Dist Specific-Replace	380.0	$ -	$ -	$ -	$ -	$ -	$ -	$ -	$ -
1520	632001025	TEMP	SLC Cottage San Replacement Phase II	FP-NMG Dist Specific-Replace	376.1	$ -	$ -	$ -	$ -	$ -	$ -	$ -	$ -
1521	632001025	TEMP	SLC Cottage San Replacement Phase II	FP-NMG Dist Specific-Replace	376.2	$ -	$ -	$ -	$ -	$ -	$ -	$ -	$ -
1522	632001025	TEMP	SLC Cottage San Replacement Phase II	FP-NMG Dist Specific-Replace	376.4	$ -	$ -	$ -	$ -	$ -	$ -	$ -	$ -
1523	632001025	TEMP	SLC Cottage San Replacement Phase II	FP-NMG Dist Specific-Replace	380.0	$ -	$ -	$ -	$ -	$ -	$ -	$ -	$ -
1524	T621001026	PRE-09971	ALA Rebuild Holloman Take-off Phase II	FP-NMG Transm Stations-Replace	368.0	$ -	$ -	$ -	$ -	$ -	$ -	$ -	$ -
1525	T621001026	PRE-09971	ALA Rebuild Holloman Take-off Phase II	FP-NMG Transm Stations-Replace	369.0	$ -	$ -	$ -	$ -	$ -	$ -	$ -	$ -
1526	611001027	NEW-14224	ABQ Tondre Rd Reinforcement	FP-NMG Dist Specifics-New	376.1	$ -	$ -	$ -	$ -	$ -	$ -	$ -	$ -
1527	611001027	NEW-14224	ABQ Tondre Rd Reinforcement	FP-NMG Dist Specifics-New	376.2	$ -	$ -	$ -	$ -	$ -	$ -	$ -	$ -
1528	611001027	NEW-14224	ABQ Tondre Rd Reinforcement	FP-NMG Dist Specifics-New	376.4	$ -	$ -	$ -	$ -	$ -	$ -	$ -	$ -
1529	632001028	PRE-09977	SLC Regulator Station Replacements - Phase III	FP-NMG Dist Specific-Replace	376.1	$ -	$ -	$ -	$ -	$ -	$ -	$ -	$ -
1530	632001028	PRE-09977	SLC Regulator Station Replacements - Phase III	FP-NMG Dist Specific-Replace	376.2	$ -	$ -	$ -	$ -	$ -	$ -	$ -	$ -
1531	632001028	PRE-09977	SLC Regulator Station Replacements - Phase III	FP-NMG Dist Specific-Replace	376.4	$ -	$ -	$ -	$ -	$ -	$ -	$ -	$ -
1532	632001028	PRE-09977	SLC Regulator Station Replacements - Phase III	FP-NMG Dist Specific-Replace	380.0	$ -	$ -	$ -	$ -	$ -	$ -	$ -	$ -
1533	633001029	PRE-08931	TOC Hyatt PVC Replacement	FP-NMG Dist Specific-Replace	376.1	$ -	$ -	$ -	$ -	$ -	$ -	$ -	$ -
1534	633001029	PRE-08931	TOC Hyatt PVC Replacement	FP-NMG Dist Specific-Replace	376.2	$ -	$ -	$ -	$ -	$ -	$ -	$ -	$ -
1535	633001029	PRE-08931	TOC Hyatt PVC Replacement	FP-NMG Dist Specific-Replace	376.4	$ -	$ -	$ -	$ -	$ -	$ -	$ -	$ -
1536	633001029	PRE-08931	TOC Hyatt PVC Replacement	FP-NMG Dist Specific-Replace	380.0	$ -	$ -	$ -	$ -	$ -	$ -	$ -	$ -
1537	660001030	PRE-09769	NC Santa Fe - Old SF Trail Service Replacement (Phase 1)	FP-NMG Dist Specific-Replace	376.1	$ -	$ -	$ -	$ -	$ -	$ -	$ -	$ -
1538	660001030	PRE-09769	NC Santa Fe - Old SF Trail Service Replacement (Phase 1)	FP-NMG Dist Specific-Replace	376.2	$ -	$ -	$ -	$ -	$ -	$ -	$ -	$ -
1539	660001030	PRE-09769	NC Santa Fe - Old SF Trail Service Replacement (Phase 1)	FP-NMG Dist Specific-Replace	376.4	$ -	$ -	$ -	$ -	$ -	$ -	$ -	$ -
1540	660001030	PRE-09769	NC Santa Fe - Old SF Trail Service Replacement (Phase 1)	FP-NMG Dist Specific-Replace	380.0	$ -	$ -	$ -	$ -	$ -	$ -	$ -	$ -
1541	633001031	TEMP	TOC Odd Size Main Replacement Phase III	FP-NMG Dist Specific-Replace	376.1	$ -	$ -	$ -	$ -	$ -	$ -	$ -	$ -
1542	633001031	TEMP	TOC Odd Size Main Replacement Phase III	FP-NMG Dist Specific-Replace	376.2	$ -	$ -	$ -	$ -	$ -	$ -	$ -	$ -
1543	633001031	TEMP	TOC Odd Size Main Replacement Phase III	FP-NMG Dist Specific-Replace	376.4	$ -	$ -	$ -	$ -	$ -	$ -	$ -	$ -
1544	633001031	TEMP	TOC Odd Size Main Replacement Phase III	FP-NMG Dist Specific-Replace	380.0	$ -	$ -	$ -	$ -	$ -	$ -	$ -	$ -
1545	610001032	NEW-14169	ABQ Los Picaros Reinforcement	FP-NMG Dist Specifics-New	376.1	$ -	$ -	$ -	$ -	$ -	$ -	$ -	$ -
1546	610001032	NEW-14169	ABQ Los Picaros Reinforcement	FP-NMG Dist Specifics-New	376.2	$ -	$ -	$ -	$ -	$ -	$ -	$ -	$ -
1547	610001032	NEW-14169	ABQ Los Picaros Reinforcement	FP-NMG Dist Specifics-New	376.4	$ -	$ -	$ -	$ -	$ -	$ -	$ -	$ -
1548	610001033	PRE-08916	ABQ Montgomery and Tramway Reg Station Rebuild	FP-NMG Dist Specific-Replace	376.1	$ -	$ -	$ -	$ -	$ -	$ -	$ -	$ -
1549	610001033	PRE-08916	ABQ Montgomery and Tramway Reg Station Rebuild	FP-NMG Dist Specific-Replace	376.2	$ -	$ -	$ -	$ -	$ -	$ -	$ -	$ -
1550	610001033	PRE-08916	ABQ Montgomery and Tramway Reg Station Rebuild	FP-NMG Dist Specific-Replace	376.4	$ -	$ -	$ -	$ -	$ -	$ -	$ -	$ -
1551	610001033	PRE-08916	ABQ Montgomery and Tramway Reg Station Rebuild	FP-NMG Dist Specific-Replace	380.0	$ -	$ -	$ -	$ -	$ -	$ -	$ -	$ -
1552	610001034	PRE-09022	ABQ 528 and Corrales Reg Station Relocation	FP-NMG Dist Mains-Replace	376.1	$ -	$ -	$ -	$ -	$ -	$ -	$ -	$ -
1553	610001034	PRE-09022	ABQ 528 and Corrales Reg Station Relocation	FP-NMG Dist Mains-Replace	376.2	$ -	$ -	$ -	$ -	$ -	$ -	$ -	$ -
1554	610001034	PRE-09022	ABQ 528 and Corrales Reg Station Relocation	FP-NMG Dist Mains-Replace	376.4	$ -	$ -	$ -	$ -	$ -	$ -	$ -	$ -
1555	610001034	PRE-09022	ABQ 528 and Corrales Reg Station Relocation	FP-NMG Dist Mains-Replace	380.0	$ -	$ -	$ -	$ -	$ -	$ -	$ -	$ -
1556	T610001035	TEMP	ABQ Cobisa ML Replacement	FP-NMG Transm Mains-Replace	367.1	$ -	$ -	$ -	$ -	$ -	$ -	$ -	$ -
1557	610001036	NEW-14168	ABQ Metro IKCs	FP-NMG Dist Specifics-New	376.1	$ -	$ -	$ -	$ -	$ -	$ -	$ -	$ -
1558	610001036	NEW-14168	ABQ Metro IKCs	FP-NMG Dist Specifics-New	376.2	$ -	$ -	$ -	$ -	$ -	$ -	$ -	$ -
1559	610001036	NEW-14168	ABQ Metro IKCs	FP-NMG Dist Specifics-New	376.4	$ -	$ -	$ -	$ -	$ -	$ -	$ -	$ -
1560	T626001037	PRE-08742	Rebuild Texico Border Station 2"	FP-NMG Transm Stations-Replace	368.0	$ -	$ -	$ -	$ -	$ -	$ -	$ -	$ -
1561	T626001037	PRE-08742	Rebuild Texico Border Station 2"	FP-NMG Transm Stations-Replace	369.0	$ -	$ -	$ -	$ -	$ -	$ -	$ -	$ -
1562	T610001038	NEW-14173	Redondo Compressor Station Enhancements 2020	FP-NMG Transm Specifics-New	367.1	$ -	$ -	$ -	$ -	$ -	$ -	$ -	$ -
1563	T610001038	NEW-14173	Redondo Compressor Station Enhancements 2020	FP-NMG Transm Specifics-New	368.0	$ -	$ -	$ -	$ -	$ -	$ -	$ -	$ -
1564	T610001038	NEW-14173	Redondo Compressor Station Enhancements 2020	FP-NMG Transm Specifics-New	369.0	$ -	$ -	$ -	$ -	$ -	$ -	$ -	$ -
1565	T626001039	PRE-08882	Maurice Clark Reg Station Rebuild 2021	FP-NMG Transm Stations-Replace	368.0	$ -	$ -	$ -	$ -	$ -	$ -	$ -	$ -
1566	T626001039	PRE-08882	Maurice Clark Reg Station Rebuild 2021	FP-NMG Transm Stations-Replace	369.0	$ -	$ -	$ -	$ -	$ -	$ -	$ -	$ -
1567	T680001041	PRE-08840	2020 Cutout - Blanco Hub ML	FP-NMG Transm Specific-Replace	367.1	$ -	$ -	$ -	$ -	$ -	$ -	$ -	$ -
1568	T680001041	PRE-08840	2020 Cutout - Blanco Hub ML	FP-NMG Transm Specific-Replace	368.0	$ -	$ -	$ -	$ -	$ -	$ -	$ -	$ -
1569	T680001041	PRE-08840	2020 Cutout - Blanco Hub ML	FP-NMG Transm Specific-Replace	369.0	$ -	$ -	$ -	$ -	$ -	$ -	$ -	$ -
1570	T660001042	PRE-08865	ILI Cutouts - Questa ML	FP-NMG Transm Specific-Replace	367.1	$ -	$ -	$ -	$ -	$ -	$ -	$ -	$ -
1571	T660001042	PRE-08865	ILI Cutouts - Questa ML	FP-NMG Transm Specific-Replace	368.0	$ -	$ -	$ -	$ -	$ -	$ -	$ -	$ -

NEW MEXICO GAS COMPANY, INC.

Plant Gross Activity
Base Period - 12 Months Ending March 31, 2023
Future Test Year - 12 Months Ending September 30, 2025

	A	B	C	D	E	U	V	W	X	Y	Z	AA
3	Investment Number	FP Number	Investment Name	FP Type	FERC Account	7/31/2024	8/31/2024	9/30/2024	10/31/2024	11/30/2024	12/31/2024	1/31/2025
1516	621001024	PRE-08917	ALA Summer & Sunland Replacement	FP-NMG Dist Specific-Replace	376.1	$ -	$ -	$ -	$ -	$ -	$ -	$ -
1517	621001024	PRE-08917	ALA Summer & Sunland Replacement	FP-NMG Dist Specific-Replace	376.2	$ -	$ -	$ -	$ -	$ -	$ -	$ -
1518	621001024	PRE-08917	ALA Summer & Sunland Replacement	FP-NMG Dist Specific-Replace	376.4	$ -	$ -	$ -	$ -	$ -	$ -	$ -
1519	621001024	PRE-08917	ALA Summer & Sunland Replacement	FP-NMG Dist Specific-Replace	380.0	$ -	$ -	$ -	$ -	$ -	$ -	$ -
1520	632001025	TEMP	SLC Cottage San Replacement Phase II	FP-NMG Dist Specific-Replace	376.1	$ -	$ -	$ -	$ -	$ -	$ -	$ -
1521	632001025	TEMP	SLC Cottage San Replacement Phase II	FP-NMG Dist Specific-Replace	376.2	$ -	$ -	$ -	$ -	$ -	$ -	$ -
1522	632001025	TEMP	SLC Cottage San Replacement Phase II	FP-NMG Dist Specific-Replace	376.4	$ -	$ -	$ -	$ -	$ -	$ -	$ -
1523	632001025	TEMP	SLC Cottage San Replacement Phase II	FP-NMG Dist Specific-Replace	380.0	$ -	$ -	$ -	$ -	$ -	$ -	$ -
1524	T621001026	PRE-09971	ALA Rebuild Holloman Take-off Phase II	FP-NMG Transm Stations-Replace	368.0	$ -	$ -	$ -	$ -	$ -	$ -	$ -
1525	T621001026	PRE-09971	ALA Rebuild Holloman Take-off Phase II	FP-NMG Transm Stations-Replace	369.0	$ -	$ -	$ -	$ -	$ -	$ -	$ -
1526	611001027	NEW-14224	ABQ Tondre Rd Reinforcement	FP-NMG Dist Specifics-New	376.1	$ -	$ -	$ -	$ -	$ -	$ -	$ -
1527	611001027	NEW-14224	ABQ Tondre Rd Reinforcement	FP-NMG Dist Specifics-New	376.2	$ -	$ -	$ -	$ -	$ -	$ -	$ -
1528	611001027	NEW-14224	ABQ Tondre Rd Reinforcement	FP-NMG Dist Specifics-New	376.4	$ -	$ -	$ -	$ -	$ -	$ -	$ -
1529	632001028	PRE-09977	SLC Regulator Station Replacements - Phase III	FP-NMG Dist Specific-Replace	376.1	$ -	$ -	$ -	$ -	$ -	$ -	$ -
1530	632001028	PRE-09977	SLC Regulator Station Replacements - Phase III	FP-NMG Dist Specific-Replace	376.2	$ -	$ -	$ -	$ -	$ -	$ -	$ -
1531	632001028	PRE-09977	SLC Regulator Station Replacements - Phase III	FP-NMG Dist Specific-Replace	376.4	$ -	$ -	$ -	$ -	$ -	$ -	$ -
1532	632001028	PRE-09977	SLC Regulator Station Replacements - Phase III	FP-NMG Dist Specific-Replace	380.0	$ -	$ -	$ -	$ -	$ -	$ -	$ -
1533	633001029	PRE-08931	TOC Hyatt PVC Replacement	FP-NMG Dist Specific-Replace	376.1	$ -	$ -	$ -	$ -	$ -	$ -	$ -
1534	633001029	PRE-08931	TOC Hyatt PVC Replacement	FP-NMG Dist Specific-Replace	376.2	$ -	$ -	$ -	$ -	$ -	$ -	$ -
1535	633001029	PRE-08931	TOC Hyatt PVC Replacement	FP-NMG Dist Specific-Replace	376.4	$ -	$ -	$ -	$ -	$ -	$ -	$ -
1536	633001029	PRE-08931	TOC Hyatt PVC Replacement	FP-NMG Dist Specific-Replace	380.0	$ -	$ -	$ -	$ -	$ -	$ -	$ -
1537	660001030	PRE-09769	NC Santa Fe - Old SF Trail Service Replacement (Phase 1)	FP-NMG Dist Specific-Replace	376.1	$ -	$ -	$ -	$ -	$ -	$ -	$ -
1538	660001030	PRE-09769	NC Santa Fe - Old SF Trail Service Replacement (Phase 1)	FP-NMG Dist Specific-Replace	376.2	$ -	$ -	$ -	$ -	$ -	$ -	$ -
1539	660001030	PRE-09769	NC Santa Fe - Old SF Trail Service Replacement (Phase 1)	FP-NMG Dist Specific-Replace	376.4	$ -	$ -	$ -	$ -	$ -	$ -	$ -
1540	660001030	PRE-09769	NC Santa Fe - Old SF Trail Service Replacement (Phase 1)	FP-NMG Dist Specific-Replace	380.0	$ -	$ -	$ -	$ -	$ -	$ -	$ -
1541	633001031	TEMP	TOC Odd Size Main Replacement Phase III	FP-NMG Dist Specific-Replace	376.1	$ -	$ -	$ -	$ -	$ -	$ -	$ -
1542	633001031	TEMP	TOC Odd Size Main Replacement Phase III	FP-NMG Dist Specific-Replace	376.2	$ -	$ -	$ -	$ -	$ -	$ -	$ -
1543	633001031	TEMP	TOC Odd Size Main Replacement Phase III	FP-NMG Dist Specific-Replace	376.4	$ -	$ -	$ -	$ -	$ -	$ -	$ -
1544	633001031	TEMP	TOC Odd Size Main Replacement Phase III	FP-NMG Dist Specific-Replace	380.0	$ -	$ -	$ -	$ -	$ -	$ -	$ -
1545	610001032	NEW-14169	ABQ Los Picaros Reinforcement	FP-NMG Dist Specifics-New	376.1	$ -	$ -	$ -	$ -	$ -	$ -	$ -
1546	610001032	NEW-14169	ABQ Los Picaros Reinforcement	FP-NMG Dist Specifics-New	376.2	$ -	$ -	$ -	$ -	$ -	$ -	$ -
1547	610001032	NEW-14169	ABQ Los Picaros Reinforcement	FP-NMG Dist Specifics-New	376.4	$ -	$ -	$ -	$ -	$ -	$ -	$ -
1548	610001033	PRE-08916	ABQ Montgomery and Tramway Reg Station Rebuild	FP-NMG Dist Specific-Replace	376.1	$ -	$ -	$ -	$ -	$ -	$ -	$ -
1549	610001033	PRE-08916	ABQ Montgomery and Tramway Reg Station Rebuild	FP-NMG Dist Specific-Replace	376.2	$ -	$ -	$ -	$ -	$ -	$ -	$ -
1550	610001033	PRE-08916	ABQ Montgomery and Tramway Reg Station Rebuild	FP-NMG Dist Specific-Replace	376.4	$ -	$ -	$ -	$ -	$ -	$ -	$ -
1551	610001033	PRE-08916	ABQ Montgomery and Tramway Reg Station Rebuild	FP-NMG Dist Specific-Replace	380.0	$ -	$ -	$ -	$ -	$ -	$ -	$ -
1552	610001034	PRE-09022	ABQ 528 and Corrales Reg Station Relocation	FP-NMG Dist Mains-Replace	376.1	$ -	$ -	$ -	$ -	$ -	$ -	$ -
1553	610001034	PRE-09022	ABQ 528 and Corrales Reg Station Relocation	FP-NMG Dist Mains-Replace	376.2	$ -	$ -	$ -	$ -	$ -	$ -	$ -
1554	610001034	PRE-09022	ABQ 528 and Corrales Reg Station Relocation	FP-NMG Dist Mains-Replace	376.4	$ -	$ -	$ -	$ -	$ -	$ -	$ -
1555	610001034	PRE-09022	ABQ 528 and Corrales Reg Station Relocation	FP-NMG Dist Mains-Replace	380.0	$ -	$ -	$ -	$ -	$ -	$ -	$ -
1556	T610001035	TEMP	ABQ Cobisa ML Replacement	FP-NMG Transm Mains-Replace	367.1	$ -	$ -	$ -	$ -	$ -	$ -	$ -
1557	610001036	NEW-14168	ABQ Metro IKCs	FP-NMG Dist Specifics-New	376.1	$ -	$ -	$ -	$ -	$ -	$ -	$ -
1558	610001036	NEW-14168	ABQ Metro IKCs	FP-NMG Dist Specifics-New	376.2	$ -	$ -	$ -	$ -	$ -	$ -	$ -
1559	610001036	NEW-14168	ABQ Metro IKCs	FP-NMG Dist Specifics-New	376.4	$ -	$ -	$ -	$ -	$ -	$ -	$ -
1560	T626001037	PRE-08742	Rebuild Texico Border Station 2"	FP-NMG Transm Stations-Replace	368.0	$ -	$ -	$ -	$ -	$ -	$ -	$ -
1561	T626001037	PRE-08742	Rebuild Texico Border Station 2"	FP-NMG Transm Stations-Replace	369.0	$ -	$ -	$ -	$ -	$ -	$ -	$ -
1562	T610001038	NEW-14173	Redondo Compressor Station Enhancements 2020	FP-NMG Transm Specifics-New	367.1	$ -	$ -	$ -	$ -	$ -	$ -	$ -
1563	T610001038	NEW-14173	Redondo Compressor Station Enhancements 2020	FP-NMG Transm Specifics-New	368.0	$ -	$ -	$ -	$ -	$ -	$ -	$ -
1564	T610001038	NEW-14173	Redondo Compressor Station Enhancements 2020	FP-NMG Transm Specifics-New	369.0	$ -	$ -	$ -	$ -	$ -	$ -	$ -
1565	T626001039	PRE-08882	Maurice Clark Reg Station Rebuild 2021	FP-NMG Transm Stations-Replace	368.0	$ -	$ -	$ -	$ -	$ -	$ -	$ -
1566	T626001039	PRE-08882	Maurice Clark Reg Station Rebuild 2021	FP-NMG Transm Stations-Replace	369.0	$ -	$ -	$ -	$ -	$ -	$ -	$ -
1567	T680001041	PRE-08840	2020 Cutout - Blanco Hub ML	FP-NMG Transm Specific-Replace	367.1	$ -	$ -	$ -	$ -	$ -	$ -	$ -
1568	T680001041	PRE-08840	2020 Cutout - Blanco Hub ML	FP-NMG Transm Specific-Replace	368.0	$ -	$ -	$ -	$ -	$ -	$ -	$ -
1569	T680001041	PRE-08840	2020 Cutout - Blanco Hub ML	FP-NMG Transm Specific-Replace	369.0	$ -	$ -	$ -	$ -	$ -	$ -	$ -
1570	T660001042	PRE-08865	ILI Cutouts - Questa ML	FP-NMG Transm Specific-Replace	367.1	$ -	$ -	$ -	$ -	$ -	$ -	$ -
1571	T660001042	PRE-08865	ILI Cutouts - Questa ML	FP-NMG Transm Specific-Replace	368.0	$ -	$ -	$ -	$ -	$ -	$ -	$ -

NEW MEXICO GAS COMPANY, INC.

Plant Gross Activity
Base Period - 12 Months Ending March 31, 2023
Future Test Year - 12 Months Ending September 30, 2025

	A	B	C	D	E	AB	AC	AD	AE	AF	AG	AH	AI
3	Investment Number	FP Number	Investment Name	FP Type	FERC Account	2/28/2025	3/31/2025	4/30/2025	5/31/2025	6/30/2025	7/31/2025	8/31/2025	9/30/2025
1516	621001024	PRE-08917	ALA Summer & Sunland Replacement	FP-NMG Dist Specific-Replace	376.1	$ -	$ -	$ -	$ -	$ -	$ -	$ -	$ -
1517	621001024	PRE-08917	ALA Summer & Sunland Replacement	FP-NMG Dist Specific-Replace	376.2	$ -	$ -	$ -	$ -	$ -	$ -	$ -	$ -
1518	621001024	PRE-08917	ALA Summer & Sunland Replacement	FP-NMG Dist Specific-Replace	376.4	$ -	$ -	$ -	$ -	$ -	$ -	$ -	$ -
1519	621001024	PRE-08917	ALA Summer & Sunland Replacement	FP-NMG Dist Specific-Replace	380.0	$ -	$ -	$ -	$ -	$ -	$ -	$ -	$ -
1520	632001025	TEMP	SLC Cottage San Replacement Phase II	FP-NMG Dist Specific-Replace	376.1	$ -	$ -	$ -	$ -	$ -	$ -	$ -	$ -
1521	632001025	TEMP	SLC Cottage San Replacement Phase II	FP-NMG Dist Specific-Replace	376.2	$ -	$ -	$ -	$ -	$ -	$ -	$ -	$ -
1522	632001025	TEMP	SLC Cottage San Replacement Phase II	FP-NMG Dist Specific-Replace	376.4	$ -	$ -	$ -	$ -	$ -	$ -	$ -	$ -
1523	632001025	TEMP	SLC Cottage San Replacement Phase II	FP-NMG Dist Specific-Replace	380.0	$ -	$ -	$ -	$ -	$ -	$ -	$ -	$ -
1524	T621001026	PRE-09971	ALA Rebuild Holloman Take-off Phase II	FP-NMG Transm Stations-Replace	368.0	$ -	$ -	$ -	$ -	$ -	$ -	$ -	$ -
1525	T621001026	PRE-09971	ALA Rebuild Holloman Take-off Phase II	FP-NMG Transm Stations-Replace	369.0	$ -	$ -	$ -	$ -	$ -	$ -	$ -	$ -
1526	611001027	NEW-14224	ABQ Tondre Rd Reinforcement	FP-NMG Dist Specifics-New	376.1	$ -	$ -	$ -	$ -	$ -	$ -	$ -	$ -
1527	611001027	NEW-14224	ABQ Tondre Rd Reinforcement	FP-NMG Dist Specifics-New	376.2	$ -	$ -	$ -	$ -	$ -	$ -	$ -	$ -
1528	611001027	NEW-14224	ABQ Tondre Rd Reinforcement	FP-NMG Dist Specifics-New	376.4	$ -	$ -	$ -	$ -	$ -	$ -	$ -	$ -
1529	632001028	PRE-09977	SLC Regulator Station Replacements - Phase III	FP-NMG Dist Specific-Replace	376.1	$ -	$ -	$ -	$ 53,622	$ -	$ -	$ -	$ -
1530	632001028	PRE-09977	SLC Regulator Station Replacements - Phase III	FP-NMG Dist Specific-Replace	376.2	$ -	$ -	$ -	$ 375,356	$ -	$ -	$ -	$ -
1531	632001028	PRE-09977	SLC Regulator Station Replacements - Phase III	FP-NMG Dist Specific-Replace	376.4	$ -	$ -	$ -	$ 26,811	$ -	$ -	$ -	$ -
1532	632001028	PRE-09977	SLC Regulator Station Replacements - Phase III	FP-NMG Dist Specific-Replace	380.0	$ -	$ -	$ -	$ 80,433	$ -	$ -	$ -	$ -
1533	633001029	PRE-08931	TOC Hyatt PVC Replacement	FP-NMG Dist Specific-Replace	376.1	$ -	$ -	$ -	$ -	$ -	$ -	$ -	$ -
1534	633001029	PRE-08931	TOC Hyatt PVC Replacement	FP-NMG Dist Specific-Replace	376.2	$ -	$ -	$ -	$ -	$ -	$ -	$ -	$ -
1535	633001029	PRE-08931	TOC Hyatt PVC Replacement	FP-NMG Dist Specific-Replace	376.4	$ -	$ -	$ -	$ -	$ -	$ -	$ -	$ -
1536	633001029	PRE-08931	TOC Hyatt PVC Replacement	FP-NMG Dist Specific-Replace	380.0	$ -	$ -	$ -	$ -	$ -	$ -	$ -	$ -
1537	660001030	PRE-09769	NC Santa Fe - Old SF Trail Service Replacement (Phase 1)	FP-NMG Dist Specific-Replace	376.1	$ -	$ -	$ -	$ -	$ -	$ -	$ -	$ -
1538	660001030	PRE-09769	NC Santa Fe - Old SF Trail Service Replacement (Phase 1)	FP-NMG Dist Specific-Replace	376.2	$ -	$ -	$ -	$ -	$ -	$ -	$ -	$ -
1539	660001030	PRE-09769	NC Santa Fe - Old SF Trail Service Replacement (Phase 1)	FP-NMG Dist Specific-Replace	376.4	$ -	$ -	$ -	$ -	$ -	$ -	$ -	$ -
1540	660001030	PRE-09769	NC Santa Fe - Old SF Trail Service Replacement (Phase 1)	FP-NMG Dist Specific-Replace	380.0	$ -	$ -	$ -	$ -	$ -	$ -	$ -	$ -
1541	633001031	TEMP	TOC Odd Size Main Replacement Phase III	FP-NMG Dist Specific-Replace	376.1	$ -	$ -	$ -	$ -	$ -	$ -	$ -	$ -
1542	633001031	TEMP	TOC Odd Size Main Replacement Phase III	FP-NMG Dist Specific-Replace	376.2	$ -	$ -	$ -	$ -	$ -	$ -	$ -	$ -
1543	633001031	TEMP	TOC Odd Size Main Replacement Phase III	FP-NMG Dist Specific-Replace	376.4	$ -	$ -	$ -	$ -	$ -	$ -	$ -	$ -
1544	633001031	TEMP	TOC Odd Size Main Replacement Phase III	FP-NMG Dist Specific-Replace	380.0	$ -	$ -	$ -	$ -	$ -	$ -	$ -	$ -
1545	610001032	NEW-14169	ABQ Los Picaros Reinforcement	FP-NMG Dist Specifics-New	376.1	$ -	$ -	$ -	$ -	$ -	$ -	$ -	$ -
1546	610001032	NEW-14169	ABQ Los Picaros Reinforcement	FP-NMG Dist Specifics-New	376.2	$ -	$ -	$ -	$ -	$ -	$ -	$ -	$ -
1547	610001032	NEW-14169	ABQ Los Picaros Reinforcement	FP-NMG Dist Specifics-New	376.4	$ -	$ -	$ -	$ -	$ -	$ -	$ -	$ -
1548	610001033	PRE-08916	ABQ Montgomery and Tramway Reg Station Rebuild	FP-NMG Dist Specific-Replace	376.1	$ -	$ -	$ -	$ -	$ -	$ -	$ 18,985	$ -
1549	610001033	PRE-08916	ABQ Montgomery and Tramway Reg Station Rebuild	FP-NMG Dist Specific-Replace	376.2	$ -	$ -	$ -	$ -	$ -	$ -	$ 132,898	$ -
1550	610001033	PRE-08916	ABQ Montgomery and Tramway Reg Station Rebuild	FP-NMG Dist Specific-Replace	376.4	$ -	$ -	$ -	$ -	$ -	$ -	$ 9,493	$ -
1551	610001033	PRE-08916	ABQ Montgomery and Tramway Reg Station Rebuild	FP-NMG Dist Specific-Replace	380.0	$ -	$ -	$ -	$ -	$ -	$ -	$ 28,478	$ -
1552	610001034	PRE-09022	ABQ 528 and Corrales Reg Station Relocation	FP-NMG Dist Mains-Replace	376.1	$ -	$ -	$ -	$ -	$ 46,892	$ -	$ -	$ -
1553	610001034	PRE-09022	ABQ 528 and Corrales Reg Station Relocation	FP-NMG Dist Mains-Replace	376.2	$ -	$ -	$ -	$ -	$ 50,324	$ -	$ -	$ -
1554	610001034	PRE-09022	ABQ 528 and Corrales Reg Station Relocation	FP-NMG Dist Mains-Replace	376.4	$ -	$ -	$ -	$ -	$ 11,437	$ -	$ -	$ -
1555	610001034	PRE-09022	ABQ 528 and Corrales Reg Station Relocation	FP-NMG Dist Mains-Replace	380.0	$ -	$ -	$ -	$ -	$ 5,719	$ -	$ -	$ -
1556	T610001035	TEMP	ABQ Cobisa ML Replacement	FP-NMG Transm Mains-Replace	367.1	$ -	$ -	$ -	$ -	$ -	$ -	$ -	$ -
1557	610001036	NEW-14168	ABQ Metro IKCs	FP-NMG Dist Specifics-New	376.1	$ -	$ -	$ -	$ -	$ -	$ -	$ -	$ 203,287
1558	610001036	NEW-14168	ABQ Metro IKCs	FP-NMG Dist Specifics-New	376.2	$ -	$ -	$ -	$ -	$ -	$ -	$ -	$ 158,112
1559	610001036	NEW-14168	ABQ Metro IKCs	FP-NMG Dist Specifics-New	376.4	$ -	$ -	$ -	$ -	$ -	$ -	$ -	$ 90,350
1560	T626001037	PRE-08742	Rebuild Texico Border Station 2"	FP-NMG Transm Stations-Replace	368.0	$ -	$ -	$ -	$ -	$ -	$ -	$ -	$ -
1561	T626001037	PRE-08742	Rebuild Texico Border Station 2"	FP-NMG Transm Stations-Replace	369.0	$ -	$ -	$ -	$ -	$ -	$ -	$ -	$ -
1562	T610001038	NEW-14173	Redondo Compressor Station Enhancements 2020	FP-NMG Transm Specifics-New	367.1	$ -	$ -	$ -	$ -	$ -	$ -	$ -	$ -
1563	T610001038	NEW-14173	Redondo Compressor Station Enhancements 2020	FP-NMG Transm Specifics-New	368.0	$ -	$ -	$ -	$ -	$ -	$ -	$ -	$ -
1564	T610001038	NEW-14173	Redondo Compressor Station Enhancements 2020	FP-NMG Transm Specifics-New	369.0	$ -	$ -	$ -	$ -	$ -	$ -	$ -	$ -
1565	T626001039	PRE-08882	Maurice Clark Reg Station Rebuild 2021	FP-NMG Transm Stations-Replace	368.0	$ -	$ -	$ -	$ -	$ -	$ -	$ -	$ -
1566	T626001039	PRE-08882	Maurice Clark Reg Station Rebuild 2021	FP-NMG Transm Stations-Replace	369.0	$ -	$ -	$ -	$ -	$ -	$ -	$ -	$ -
1567	T680001041	PRE-08840	2020 Cutout - Blanco Hub ML	FP-NMG Transm Specific-Replace	367.1	$ -	$ -	$ -	$ -	$ -	$ -	$ -	$ -
1568	T680001041	PRE-08840	2020 Cutout - Blanco Hub ML	FP-NMG Transm Specific-Replace	368.0	$ -	$ -	$ -	$ -	$ -	$ -	$ -	$ -
1569	T680001041	PRE-08840	2020 Cutout - Blanco Hub ML	FP-NMG Transm Specific-Replace	369.0	$ -	$ -	$ -	$ -	$ -	$ -	$ -	$ -
1570	T660001042	PRE-08865	ILI Cutouts - Questa ML	FP-NMG Transm Specific-Replace	367.1	$ -	$ -	$ -	$ -	$ -	$ -	$ -	$ -
1571	T660001042	PRE-08865	ILI Cutouts - Questa ML	FP-NMG Transm Specific-Replace	368.0	$ -	$ -	$ -	$ -	$ -	$ -	$ -	$ -

NEW MEXICO GAS COMPANY, INC.

Plant Gross Activity
Base Period - 12 Months Ending March 31, 2023
Future Test Year - 12 Months Ending September 30, 2025

	A	B	C	D	E	F	G	H	I	J	K	L
3	Investment Number	FP Number	Investment Name	FP Type	FERC Account	4/30/2023	5/31/2023	6/30/2023	7/31/2023	8/31/2023	9/30/2023	10/31/2023
1572	T660001042	PRE-08865	ILI Cutouts - Questa ML	FP-NMG Transm Specific-Replace	369.0	$ -	$ -	$ -	$ -	$ -	$ -	$ -
1573	T624001043	PRE-08820	Eunice Extension: Warren Plant BV	FP-NMG Transm Specific-Replace	367.1	$ -	$ -	$ -	$ -	$ -	$ -	$ -
1574	T624001043	PRE-08820	Eunice Extension: Warren Plant BV	FP-NMG Transm Specific-Replace	368.0	$ -	$ -	$ -	$ -	$ -	$ -	$ -
1575	T624001043	PRE-08820	Eunice Extension: Warren Plant BV	FP-NMG Transm Specific-Replace	369.0	$ -	$ -	$ -	$ -	$ -	$ -	$ -
1576	610001044	PRE-09023	ABQ Axial Flow and Grove Replacements Ph 1	FP-NMG Dist Specific-Replace	376.1	$ -	$ -	$ -	$ -	$ -	$ -	$ -
1577	610001044	PRE-09023	ABQ Axial Flow and Grove Replacements Ph 1	FP-NMG Dist Specific-Replace	376.2	$ -	$ -	$ -	$ -	$ -	$ -	$ -
1578	610001044	PRE-09023	ABQ Axial Flow and Grove Replacements Ph 1	FP-NMG Dist Specific-Replace	376.4	$ -	$ -	$ -	$ -	$ -	$ -	$ -
1579	610001044	PRE-09023	ABQ Axial Flow and Grove Replacements Ph 1	FP-NMG Dist Specific-Replace	380.0	$ -	$ -	$ -	$ -	$ -	$ -	$ -
1580	T660001045	TEMP	ILI Cutouts: Espanola ML	FP-NMG Transm Specific-Replace	367.1	$ -	$ -	$ -	$ -	$ -	$ -	$ -
1581	T660001045	TEMP	ILI Cutouts: Espanola ML	FP-NMG Transm Specific-Replace	368.0	$ -	$ -	$ -	$ -	$ -	$ -	$ -
1582	T660001045	TEMP	ILI Cutouts: Espanola ML	FP-NMG Transm Specific-Replace	369.0	$ -	$ -	$ -	$ -	$ -	$ -	$ -
1583	T680001046	PRE-08724	Odorizer at 30th station (Farmington) REVISED NAME	FP-NMG Transm Stations-Replace	368.0	$ -	$ -	$ -	$ -	$ -	$ 38,166	$ -
1584	T680001046	PRE-08724	Odorizer at 30th station (Farmington) REVISED NAME	FP-NMG Transm Stations-Replace	369.0	$ -	$ -	$ -	$ -	$ -	$ 152,663	$ -
1585	610001047	TEMP	ABQ Axial Flow and Grove Replacements Ph 2	FP-NMG Dist Specific-Replace	376.1	$ -	$ -	$ -	$ -	$ -	$ -	$ -
1586	610001047	TEMP	ABQ Axial Flow and Grove Replacements Ph 2	FP-NMG Dist Specific-Replace	376.2	$ -	$ -	$ -	$ -	$ -	$ -	$ -
1587	610001047	TEMP	ABQ Axial Flow and Grove Replacements Ph 2	FP-NMG Dist Specific-Replace	376.4	$ -	$ -	$ -	$ -	$ -	$ -	$ -
1588	610001047	TEMP	ABQ Axial Flow and Grove Replacements Ph 2	FP-NMG Dist Specific-Replace	380.0	$ -	$ -	$ -	$ -	$ -	$ -	$ -
1589	610001048	TEMP	ABQ KAFB 6" Reroute	FP-NMG Dist Specific-Replace	376.1	$ -	$ -	$ -	$ -	$ -	$ -	$ -
1590	610001048	TEMP	ABQ KAFB 6" Reroute	FP-NMG Dist Specific-Replace	376.2	$ -	$ -	$ -	$ -	$ -	$ -	$ -
1591	610001048	TEMP	ABQ KAFB 6" Reroute	FP-NMG Dist Specific-Replace	376.4	$ -	$ -	$ -	$ -	$ -	$ -	$ -
1592	610001048	TEMP	ABQ KAFB 6" Reroute	FP-NMG Dist Specific-Replace	380.0	$ -	$ -	$ -	$ -	$ -	$ -	$ -
1593	611001049	TEMP	ABQ Las Maravillas Back Feed	FP-NMG Dist Specifics-New	376.1	$ -	$ -	$ -	$ -	$ -	$ -	$ -
1594	611001049	TEMP	ABQ Las Maravillas Back Feed	FP-NMG Dist Specifics-New	376.2	$ -	$ -	$ -	$ -	$ -	$ -	$ -
1595	611001049	TEMP	ABQ Las Maravillas Back Feed	FP-NMG Dist Specifics-New	376.4	$ -	$ -	$ -	$ -	$ -	$ -	$ -
1596	601001050	NCP-14551	2020 Integrated Security System Replacement (Badge)	FP-NMG Office Furn & Equip	391.2	$ -	$ -	$ -	$ -	$ -	$ -	$ -
1597	601001050	NCP-14551	2020 Integrated Security System Replacement (Badge)	FP-NMG Office Furn & Equip	397.0	$ -	$ -	$ -	$ -	$ -	$ -	$ -
1598	601001050	NCP-14551	2020 Integrated Security System Replacement (Badge)	FP-NMG Office Furn & Equip	398.0	$ -	$ -	$ -	$ -	$ -	$ -	$ -
1599	601001054	NCP-14547	2020 SCADA Radio Project	FP-NMG Office Furn & Equip	391.2	$ -	$ -	$ -	$ -	$ -	$ -	$ -
1600	601001054	NCP-14547	2020 SCADA Radio Project	FP-NMG Office Furn & Equip	397.0	$ -	$ -	$ -	$ -	$ -	$ -	$ -
1601	601001054	NCP-14547	2020 SCADA Radio Project	FP-NMG Office Furn & Equip	398.0	$ -	$ -	$ -	$ -	$ -	$ -	$ -
1602	601001056	NCP-14567	2021 Integrated Security System Replacement (Badge)	FP-NMG Office Furn & Equip	391.2	$ -	$ -	$ -	$ -	$ -	$ -	$ -
1603	601001056	NCP-14567	2021 Integrated Security System Replacement (Badge)	FP-NMG Office Furn & Equip	397.0	$ -	$ -	$ -	$ -	$ -	$ -	$ -
1604	601001056	NCP-14567	2021 Integrated Security System Replacement (Badge)	FP-NMG Office Furn & Equip	398.0	$ -	$ -	$ -	$ -	$ -	$ -	$ -
1605	601001058	NCP-14548	2021 SCADA Radio Project	FP-NMG Office Furn & Equip	391.2	$ -	$ -	$ -	$ -	$ -	$ -	$ -
1606	601001058	NCP-14548	2021 SCADA Radio Project	FP-NMG Office Furn & Equip	397.0	$ -	$ -	$ -	$ -	$ -	$ -	$ -
1607	601001058	NCP-14548	2021 SCADA Radio Project	FP-NMG Office Furn & Equip	398.0	$ -	$ -	$ -	$ -	$ -	$ -	$ -
1608	601001059	NCP-14472	C55 Phase IV	FP-NMG Intangible	303.3	$ -	$ 523,099	$ -	$ -	$ -	$ -	$ -
1609	601001060	NCP-16175	C55 Phase V	FP-NMG Intangible	303.3	$ -	$ -	$ -	$ -	$ -	$ -	$ -
1610	601001061	NCP-14553	2021 Video Security Upgrade	FP-NMG Office Furn & Equip	391.2	$ -	$ -	$ -	$ -	$ -	$ -	$ -
1611	601001061	NCP-14553	2021 Video Security Upgrade	FP-NMG Office Furn & Equip	397.0	$ -	$ -	$ -	$ -	$ -	$ -	$ -
1612	601001061	NCP-14553	2021 Video Security Upgrade	FP-NMG Office Furn & Equip	398.0	$ -	$ -	$ -	$ -	$ -	$ -	$ -
1613	T624001062	NEW-14172	Malaga Mainline Extension, 12-inch, 2020	FP-NMG Transm Specifics-New	367.1	$ -	$ (3,343)	$ -	$ -	$ -	$ -	$ -
1614	T624001062	NEW-14172	Malaga Mainline Extension, 12-inch, 2020	FP-NMG Transm Specifics-New	368.0	$ -	$ (3,647)	$ -	$ -	$ -	$ -	$ -
1615	T624001062	NEW-14172	Malaga Mainline Extension, 12-inch, 2020	FP-NMG Transm Specifics-New	369.0	$ -	$ (3,141)	$ -	$ -	$ -	$ -	$ -
1616	601001063	NCP-14556	2021 Miscellaneous Hardware Blanket	FP-NMG Office Furn & Equip	391.2	$ -	$ -	$ -	$ -	$ -	$ -	$ -
1617	601001063	NCP-14556	2021 Miscellaneous Hardware Blanket	FP-NMG Office Furn & Equip	397.0	$ -	$ -	$ -	$ -	$ -	$ -	$ -
1618	601001063	NCP-14556	2021 Miscellaneous Hardware Blanket	FP-NMG Office Furn & Equip	398.0	$ -	$ -	$ -	$ -	$ -	$ -	$ -
1619	601001064	NCP-14667	PC Refresh	FP-NMG Office Furn & Equip	391.2	$ -	$ -	$ -	$ -	$ -	$ -	$ -
1620	601001064	NCP-14667	PC Refresh	FP-NMG Office Furn & Equip	397.0	$ -	$ -	$ -	$ -	$ -	$ -	$ -
1621	601001064	NCP-14667	PC Refresh	FP-NMG Office Furn & Equip	398.0	$ -	$ -	$ -	$ -	$ -	$ -	$ -
1622	601001065	TEMP	2022 Hardware Refresh Infrastructure	FP-NMG Office Furn & Equip	391.2	$ -	$ -	$ -	$ -	$ -	$ -	$ -
1623	601001065	TEMP	2022 Hardware Refresh Infrastructure	FP-NMG Office Furn & Equip	397.0	$ -	$ -	$ -	$ -	$ -	$ -	$ -
1624	601001065	TEMP	2022 Hardware Refresh Infrastructure	FP-NMG Office Furn & Equip	398.0	$ -	$ -	$ -	$ -	$ -	$ -	$ -
1625	601001067	NCP-16114	Integrated Security System Repl Badge	FP-NMG Office Furn & Equip	391.2	$ -	$ -	$ -	$ -	$ -	$ -	$ -
1626	601001067	NCP-16114	Integrated Security System Repl Badge	FP-NMG Office Furn & Equip	397.0	$ -	$ -	$ -	$ -	$ -	$ -	$ -
1627	601001067	NCP-16114	Integrated Security System Repl Badge	FP-NMG Office Furn & Equip	398.0	$ -	$ -	$ -	$ -	$ -	$ -	$ -

NEW MEXICO GAS COMPANY, INC.

Plant Gross Activity
Base Period - 12 Months Ending March 31, 2023
Future Test Year - 12 Months Ending September 30, 2025

	A	B	C	D	E	M	N	O	P	Q	R	S	T
3	Investment Number	FP Number	Investment Name	FP Type	FERC Account	11/30/2023	12/31/2023	1/31/2024	2/29/2024	3/31/2024	4/30/2024	5/31/2024	6/30/2024
1572	T660001042	PRE-08865	ILI Cutouts - Questa ML	FP-NMG Transm Specific-Replace	369.0	$ -	$ -	$ -	$ -	$ -	$ -	$ -	$ -
1573	T624001043	PRE-08820	Eunice Extension: Warren Plant BV	FP-NMG Transm Specific-Replace	367.1	$ -	$ -	$ -	$ -	$ -	$ -	$ -	$ -
1574	T624001043	PRE-08820	Eunice Extension: Warren Plant BV	FP-NMG Transm Specific-Replace	368.0	$ -	$ -	$ -	$ -	$ -	$ -	$ -	$ -
1575	T624001043	PRE-08820	Eunice Extension: Warren Plant BV	FP-NMG Transm Specific-Replace	369.0	$ -	$ -	$ -	$ -	$ -	$ -	$ -	$ -
1576	610001044	PRE-09023	ABQ Axial Flow and Grove Replacements Ph 1	FP-NMG Dist Specific-Replace	376.1	$ -	$ -	$ -	$ -	$ -	$ -	$ -	$ -
1577	610001044	PRE-09023	ABQ Axial Flow and Grove Replacements Ph 1	FP-NMG Dist Specific-Replace	376.2	$ -	$ -	$ -	$ -	$ -	$ -	$ -	$ -
1578	610001044	PRE-09023	ABQ Axial Flow and Grove Replacements Ph 1	FP-NMG Dist Specific-Replace	376.4	$ -	$ -	$ -	$ -	$ -	$ -	$ -	$ -
1579	610001044	PRE-09023	ABQ Axial Flow and Grove Replacements Ph 1	FP-NMG Dist Specific-Replace	380.0	$ -	$ -	$ -	$ -	$ -	$ -	$ -	$ -
1580	T660001045	TEMP	ILI Cutouts: Espanola ML	FP-NMG Transm Specific-Replace	367.1	$ -	$ -	$ -	$ -	$ -	$ -	$ -	$ -
1581	T660001045	TEMP	ILI Cutouts: Espanola ML	FP-NMG Transm Specific-Replace	368.0	$ -	$ -	$ -	$ -	$ -	$ -	$ -	$ -
1582	T660001045	TEMP	ILI Cutouts: Espanola ML	FP-NMG Transm Specific-Replace	369.0	$ -	$ -	$ -	$ -	$ -	$ -	$ -	$ -
1583	T680001046	PRE-08724	Odorizer at 30th station (Farmington) REVISED NAME	FP-NMG Transm Stations-Replace	368.0	$ -	$ -	$ -	$ -	$ -	$ -	$ -	$ -
1584	T680001046	PRE-08724	Odorizer at 30th station (Farmington) REVISED NAME	FP-NMG Transm Stations-Replace	369.0	$ -	$ -	$ -	$ -	$ -	$ -	$ -	$ -
1585	610001047	TEMP	ABQ Axial Flow and Grove Replacements Ph 2	FP-NMG Dist Specific-Replace	376.1	$ -	$ -	$ -	$ -	$ -	$ -	$ -	$ -
1586	610001047	TEMP	ABQ Axial Flow and Grove Replacements Ph 2	FP-NMG Dist Specific-Replace	376.2	$ -	$ -	$ -	$ -	$ -	$ -	$ -	$ -
1587	610001047	TEMP	ABQ Axial Flow and Grove Replacements Ph 2	FP-NMG Dist Specific-Replace	376.4	$ -	$ -	$ -	$ -	$ -	$ -	$ -	$ -
1588	610001047	TEMP	ABQ Axial Flow and Grove Replacements Ph 2	FP-NMG Dist Specific-Replace	380.0	$ -	$ -	$ -	$ -	$ -	$ -	$ -	$ -
1589	610001048	TEMP	ABQ KAFB 6" Reroute	FP-NMG Dist Specific-Replace	376.1	$ -	$ -	$ -	$ -	$ -	$ -	$ -	$ -
1590	610001048	TEMP	ABQ KAFB 6" Reroute	FP-NMG Dist Specific-Replace	376.2	$ -	$ -	$ -	$ -	$ -	$ -	$ -	$ -
1591	610001048	TEMP	ABQ KAFB 6" Reroute	FP-NMG Dist Specific-Replace	376.4	$ -	$ -	$ -	$ -	$ -	$ -	$ -	$ -
1592	610001048	TEMP	ABQ KAFB 6" Reroute	FP-NMG Dist Specific-Replace	380.0	$ -	$ -	$ -	$ -	$ -	$ -	$ -	$ -
1593	611001049	TEMP	ABQ Las Maravillas Back Feed	FP-NMG Dist Specifics-New	376.1	$ -	$ -	$ -	$ -	$ -	$ -	$ -	$ -
1594	611001049	TEMP	ABQ Las Maravillas Back Feed	FP-NMG Dist Specifics-New	376.2	$ -	$ -	$ -	$ -	$ -	$ -	$ -	$ -
1595	611001049	TEMP	ABQ Las Maravillas Back Feed	FP-NMG Dist Specifics-New	376.4	$ -	$ -	$ -	$ -	$ -	$ -	$ -	$ -
1596	601001050	NCP-14551	2020 Integrated Security System Replacement (Badge)	FP-NMG Office Furn & Equip	391.2	$ -	$ -	$ -	$ -	$ -	$ -	$ -	$ -
1597	601001050	NCP-14551	2020 Integrated Security System Replacement (Badge)	FP-NMG Office Furn & Equip	397.0	$ -	$ -	$ -	$ -	$ -	$ -	$ -	$ -
1598	601001050	NCP-14551	2020 Integrated Security System Replacement (Badge)	FP-NMG Office Furn & Equip	398.0	$ -	$ -	$ -	$ -	$ -	$ -	$ -	$ -
1599	601001054	NCP-14547	2020 SCADA Radio Project	FP-NMG Office Furn & Equip	391.2	$ -	$ -	$ -	$ -	$ -	$ -	$ -	$ -
1600	601001054	NCP-14547	2020 SCADA Radio Project	FP-NMG Office Furn & Equip	397.0	$ -	$ -	$ -	$ -	$ -	$ -	$ -	$ -
1601	601001054	NCP-14547	2020 SCADA Radio Project	FP-NMG Office Furn & Equip	398.0	$ -	$ -	$ -	$ -	$ -	$ -	$ -	$ -
1602	601001056	NCP-14567	2021 Integrated Security System Replacement (Badge)	FP-NMG Office Furn & Equip	391.2	$ -	$ -	$ -	$ -	$ -	$ -	$ -	$ -
1603	601001056	NCP-14567	2021 Integrated Security System Replacement (Badge)	FP-NMG Office Furn & Equip	397.0	$ -	$ -	$ -	$ -	$ -	$ -	$ -	$ -
1604	601001056	NCP-14567	2021 Integrated Security System Replacement (Badge)	FP-NMG Office Furn & Equip	398.0	$ -	$ -	$ -	$ -	$ -	$ -	$ -	$ -
1605	601001058	NCP-14548	2021 SCADA Radio Project	FP-NMG Office Furn & Equip	391.2	$ -	$ -	$ -	$ -	$ -	$ -	$ -	$ -
1606	601001058	NCP-14548	2021 SCADA Radio Project	FP-NMG Office Furn & Equip	397.0	$ -	$ -	$ -	$ -	$ -	$ -	$ -	$ -
1607	601001058	NCP-14548	2021 SCADA Radio Project	FP-NMG Office Furn & Equip	398.0	$ -	$ -	$ -	$ -	$ -	$ -	$ -	$ -
1608	601001059	NCP-14472	C55 Phase IV	FP-NMG Intangible	303.3	$ -	$ -	$ -	$ -	$ -	$ -	$ -	$ -
1609	601001060	NCP-16175	C55 Phase V	FP-NMG Intangible	303.3	$ -	$ -	$ -	$ -	$ -	$ -	$ -	$ -
1610	601001061	NCP-14553	2021 Video Security Upgrade	FP-NMG Office Furn & Equip	391.2	$ -	$ -	$ -	$ -	$ -	$ -	$ -	$ -
1611	601001061	NCP-14553	2021 Video Security Upgrade	FP-NMG Office Furn & Equip	397.0	$ -	$ -	$ -	$ -	$ -	$ -	$ -	$ -
1612	601001061	NCP-14553	2021 Video Security Upgrade	FP-NMG Office Furn & Equip	398.0	$ -	$ -	$ -	$ -	$ -	$ -	$ -	$ -
1613	T624001062	NEW-14172	Malaga Mainline Extension, 12-inch, 2020	FP-NMG Transm Specifics-New	367.1	$ -	$ -	$ -	$ -	$ -	$ -	$ -	$ -
1614	T624001062	NEW-14172	Malaga Mainline Extension, 12-inch, 2020	FP-NMG Transm Specifics-New	368.0	$ -	$ -	$ -	$ -	$ -	$ -	$ -	$ -
1615	T624001062	NEW-14172	Malaga Mainline Extension, 12-inch, 2020	FP-NMG Transm Specifics-New	369.0	$ -	$ -	$ -	$ -	$ -	$ -	$ -	$ -
1616	601001063	NCP-14556	2021 Miscellaneous Hardware Blanket	FP-NMG Office Furn & Equip	391.2	$ -	$ -	$ -	$ -	$ -	$ -	$ -	$ -
1617	601001063	NCP-14556	2021 Miscellaneous Hardware Blanket	FP-NMG Office Furn & Equip	397.0	$ -	$ -	$ -	$ -	$ -	$ -	$ -	$ -
1618	601001063	NCP-14556	2021 Miscellaneous Hardware Blanket	FP-NMG Office Furn & Equip	398.0	$ -	$ -	$ -	$ -	$ -	$ -	$ -	$ -
1619	601001064	NCP-14667	PC Refresh	FP-NMG Office Furn & Equip	391.2	$ -	$ 571,439	$ -	$ -	$ -	$ -	$ -	$ -
1620	601001064	NCP-14667	PC Refresh	FP-NMG Office Furn & Equip	397.0	$ -	$ 21,429	$ -	$ -	$ -	$ -	$ -	$ -
1621	601001064	NCP-14667	PC Refresh	FP-NMG Office Furn & Equip	398.0	$ -	$ 121,431	$ -	$ -	$ -	$ -	$ -	$ -
1622	601001065	TEMP	2022 Hardware Refresh Infrastructure	FP-NMG Office Furn & Equip	391.2	$ -	$ -	$ -	$ -	$ -	$ -	$ -	$ -
1623	601001065	TEMP	2022 Hardware Refresh Infrastructure	FP-NMG Office Furn & Equip	397.0	$ -	$ -	$ -	$ -	$ -	$ -	$ -	$ -
1624	601001065	TEMP	2022 Hardware Refresh Infrastructure	FP-NMG Office Furn & Equip	398.0	$ -	$ -	$ -	$ -	$ -	$ -	$ -	$ -
1625	601001067	NCP-16114	Integrated Security System Repl Badge	FP-NMG Office Furn & Equip	391.2	$ -	$ -	$ -	$ -	$ -	$ -	$ -	$ -
1626	601001067	NCP-16114	Integrated Security System Repl Badge	FP-NMG Office Furn & Equip	397.0	$ -	$ -	$ -	$ -	$ -	$ -	$ -	$ -
1627	601001067	NCP-16114	Integrated Security System Repl Badge	FP-NMG Office Furn & Equip	398.0	$ -	$ -	$ -	$ -	$ -	$ -	$ -	$ -

NEW MEXICO GAS COMPANY, INC.

Plant Gross Activity
Base Period - 12 Months Ending March 31, 2023
Future Test Year - 12 Months Ending September 30, 2025

	A	B	C	D	E	U	V	W	X	Y	Z	AA
3	Investment Number	FP Number	Investment Name	FP Type	FERC Account	7/31/2024	8/31/2024	9/30/2024	10/31/2024	11/30/2024	12/31/2024	1/31/2025
1572	T660001042	PRE-08865	ILI Cutouts - Questa ML	FP-NMG Transm Specific-Replace	369.0	$ -	$ -	$ -	$ -	$ -	$ -	$ -
1573	T624001043	PRE-08820	Eunice Extension: Warren Plant BV	FP-NMG Transm Specific-Replace	367.1	$ -	$ -	$ -	$ -	$ -	$ -	$ -
1574	T624001043	PRE-08820	Eunice Extension: Warren Plant BV	FP-NMG Transm Specific-Replace	368.0	$ -	$ -	$ -	$ -	$ -	$ -	$ -
1575	T624001043	PRE-08820	Eunice Extension: Warren Plant BV	FP-NMG Transm Specific-Replace	369.0	$ -	$ -	$ -	$ -	$ -	$ -	$ -
1576	610001044	PRE-09023	ABQ Axial Flow and Grove Replacements Ph 1	FP-NMG Dist Specific-Replace	376.1	$ -	$ -	$ -	$ -	$ -	$ -	$ -
1577	610001044	PRE-09023	ABQ Axial Flow and Grove Replacements Ph 1	FP-NMG Dist Specific-Replace	376.2	$ -	$ -	$ -	$ -	$ -	$ -	$ -
1578	610001044	PRE-09023	ABQ Axial Flow and Grove Replacements Ph 1	FP-NMG Dist Specific-Replace	376.4	$ -	$ -	$ -	$ -	$ -	$ -	$ -
1579	610001044	PRE-09023	ABQ Axial Flow and Grove Replacements Ph 1	FP-NMG Dist Specific-Replace	380.0	$ -	$ -	$ -	$ -	$ -	$ -	$ -
1580	T660001045	TEMP	ILI Cutouts: Espanola ML	FP-NMG Transm Specific-Replace	367.1	$ -	$ -	$ -	$ -	$ -	$ -	$ -
1581	T660001045	TEMP	ILI Cutouts: Espanola ML	FP-NMG Transm Specific-Replace	368.0	$ -	$ -	$ -	$ -	$ -	$ -	$ -
1582	T660001045	TEMP	ILI Cutouts: Espanola ML	FP-NMG Transm Specific-Replace	369.0	$ -	$ -	$ -	$ -	$ -	$ -	$ -
1583	T680001046	PRE-08724	Odorizer at 30th station (Farmington) REVISED NAME	FP-NMG Transm Stations-Replace	368.0	$ -	$ -	$ -	$ -	$ -	$ -	$ -
1584	T680001046	PRE-08724	Odorizer at 30th station (Farmington) REVISED NAME	FP-NMG Transm Stations-Replace	369.0	$ -	$ -	$ -	$ -	$ -	$ -	$ -
1585	610001047	TEMP	ABQ Axial Flow and Grove Replacements Ph 2	FP-NMG Dist Specific-Replace	376.1	$ -	$ -	$ -	$ -	$ -	$ -	$ -
1586	610001047	TEMP	ABQ Axial Flow and Grove Replacements Ph 2	FP-NMG Dist Specific-Replace	376.2	$ -	$ -	$ -	$ -	$ -	$ -	$ -
1587	610001047	TEMP	ABQ Axial Flow and Grove Replacements Ph 2	FP-NMG Dist Specific-Replace	376.4	$ -	$ -	$ -	$ -	$ -	$ -	$ -
1588	610001047	TEMP	ABQ Axial Flow and Grove Replacements Ph 2	FP-NMG Dist Specific-Replace	380.0	$ -	$ -	$ -	$ -	$ -	$ -	$ -
1589	610001048	TEMP	ABQ KAFB 6" Reroute	FP-NMG Dist Specific-Replace	376.1	$ -	$ -	$ -	$ -	$ -	$ -	$ -
1590	610001048	TEMP	ABQ KAFB 6" Reroute	FP-NMG Dist Specific-Replace	376.2	$ -	$ -	$ -	$ -	$ -	$ -	$ -
1591	610001048	TEMP	ABQ KAFB 6" Reroute	FP-NMG Dist Specific-Replace	376.4	$ -	$ -	$ -	$ -	$ -	$ -	$ -
1592	610001048	TEMP	ABQ KAFB 6" Reroute	FP-NMG Dist Specific-Replace	380.0	$ -	$ -	$ -	$ -	$ -	$ -	$ -
1593	611001049	TEMP	ABQ Las Maravillas Back Feed	FP-NMG Dist Specifics-New	376.1	$ -	$ -	$ -	$ -	$ -	$ -	$ -
1594	611001049	TEMP	ABQ Las Maravillas Back Feed	FP-NMG Dist Specifics-New	376.2	$ -	$ -	$ -	$ -	$ -	$ -	$ -
1595	611001049	TEMP	ABQ Las Maravillas Back Feed	FP-NMG Dist Specifics-New	376.4	$ -	$ -	$ -	$ -	$ -	$ -	$ -
1596	601001050	NCP-14551	2020 Integrated Security System Replacement (Badge)	FP-NMG Office Furn & Equip	391.2	$ -	$ -	$ -	$ -	$ -	$ -	$ -
1597	601001050	NCP-14551	2020 Integrated Security System Replacement (Badge)	FP-NMG Office Furn & Equip	397.0	$ -	$ -	$ -	$ -	$ -	$ -	$ -
1598	601001050	NCP-14551	2020 Integrated Security System Replacement (Badge)	FP-NMG Office Furn & Equip	398.0	$ -	$ -	$ -	$ -	$ -	$ -	$ -
1599	601001054	NCP-14547	2020 SCADA Radio Project	FP-NMG Office Furn & Equip	391.2	$ -	$ -	$ -	$ -	$ -	$ -	$ -
1600	601001054	NCP-14547	2020 SCADA Radio Project	FP-NMG Office Furn & Equip	397.0	$ -	$ -	$ -	$ -	$ -	$ -	$ -
1601	601001054	NCP-14547	2020 SCADA Radio Project	FP-NMG Office Furn & Equip	398.0	$ -	$ -	$ -	$ -	$ -	$ -	$ -
1602	601001056	NCP-14567	2021 Integrated Security System Replacement (Badge)	FP-NMG Office Furn & Equip	391.2	$ -	$ -	$ -	$ -	$ -	$ -	$ -
1603	601001056	NCP-14567	2021 Integrated Security System Replacement (Badge)	FP-NMG Office Furn & Equip	397.0	$ -	$ -	$ -	$ -	$ -	$ -	$ -
1604	601001056	NCP-14567	2021 Integrated Security System Replacement (Badge)	FP-NMG Office Furn & Equip	398.0	$ -	$ -	$ -	$ -	$ -	$ -	$ -
1605	601001058	NCP-14548	2021 SCADA Radio Project	FP-NMG Office Furn & Equip	391.2	$ -	$ -	$ -	$ -	$ -	$ -	$ -
1606	601001058	NCP-14548	2021 SCADA Radio Project	FP-NMG Office Furn & Equip	397.0	$ -	$ -	$ -	$ -	$ -	$ -	$ -
1607	601001058	NCP-14548	2021 SCADA Radio Project	FP-NMG Office Furn & Equip	398.0	$ -	$ -	$ -	$ -	$ -	$ -	$ -
1608	601001059	NCP-14472	C55 Phase IV	FP-NMG Intangible	303.3	$ -	$ -	$ -	$ -	$ -	$ -	$ -
1609	601001060	NCP-16175	C55 Phase V	FP-NMG Intangible	303.3	$ -	$ -	$ -	$ -	$ -	$ -	$ -
1610	601001061	NCP-14553	2021 Video Security Upgrade	FP-NMG Office Furn & Equip	391.2	$ -	$ -	$ -	$ -	$ -	$ -	$ -
1611	601001061	NCP-14553	2021 Video Security Upgrade	FP-NMG Office Furn & Equip	397.0	$ -	$ -	$ -	$ -	$ -	$ -	$ -
1612	601001061	NCP-14553	2021 Video Security Upgrade	FP-NMG Office Furn & Equip	398.0	$ -	$ -	$ -	$ -	$ -	$ -	$ -
1613	T624001062	NEW-14172	Malaga Mainline Extension, 12-inch, 2020	FP-NMG Transm Specifics-New	367.1	$ -	$ -	$ -	$ -	$ -	$ -	$ -
1614	T624001062	NEW-14172	Malaga Mainline Extension, 12-inch, 2020	FP-NMG Transm Specifics-New	368.0	$ -	$ -	$ -	$ -	$ -	$ -	$ -
1615	T624001062	NEW-14172	Malaga Mainline Extension, 12-inch, 2020	FP-NMG Transm Specifics-New	369.0	$ -	$ -	$ -	$ -	$ -	$ -	$ -
1616	601001063	NCP-14556	2021 Miscellaneous Hardware Blanket	FP-NMG Office Furn & Equip	391.2	$ -	$ -	$ -	$ -	$ -	$ -	$ -
1617	601001063	NCP-14556	2021 Miscellaneous Hardware Blanket	FP-NMG Office Furn & Equip	397.0	$ -	$ -	$ -	$ -	$ -	$ -	$ -
1618	601001063	NCP-14556	2021 Miscellaneous Hardware Blanket	FP-NMG Office Furn & Equip	398.0	$ -	$ -	$ -	$ -	$ -	$ -	$ -
1619	601001064	NCP-14667	PC Refresh	FP-NMG Office Furn & Equip	391.2	$ -	$ -	$ -	$ -	$ -	$ -	$ -
1620	601001064	NCP-14667	PC Refresh	FP-NMG Office Furn & Equip	397.0	$ -	$ -	$ -	$ -	$ -	$ -	$ -
1621	601001064	NCP-14667	PC Refresh	FP-NMG Office Furn & Equip	398.0	$ -	$ -	$ -	$ -	$ -	$ -	$ -
1622	601001065	TEMP	2022 Hardware Refresh Infrastructure	FP-NMG Office Furn & Equip	391.2	$ -	$ -	$ -	$ -	$ -	$ -	$ -
1623	601001065	TEMP	2022 Hardware Refresh Infrastructure	FP-NMG Office Furn & Equip	397.0	$ -	$ -	$ -	$ -	$ -	$ -	$ -
1624	601001065	TEMP	2022 Hardware Refresh Infrastructure	FP-NMG Office Furn & Equip	398.0	$ -	$ -	$ -	$ -	$ -	$ -	$ -
1625	601001067	NCP-16114	Integrated Security System Repl Badge	FP-NMG Office Furn & Equip	391.2	$ -	$ -	$ -	$ -	$ -	$ -	$ -
1626	601001067	NCP-16114	Integrated Security System Repl Badge	FP-NMG Office Furn & Equip	397.0	$ -	$ -	$ -	$ -	$ -	$ -	$ -
1627	601001067	NCP-16114	Integrated Security System Repl Badge	FP-NMG Office Furn & Equip	398.0	$ -	$ -	$ -	$ -	$ -	$ -	$ -

NEW MEXICO GAS COMPANY, INC.

Plant Gross Activity
Base Period - 12 Months Ending March 31, 2023
Future Test Year - 12 Months Ending September 30, 2025

	A	B	C	D	E	AB	AC	AD	AE	AF	AG	AH	AI
3	Investment Number	FP Number	Investment Name	FP Type	FERC Account	2/28/2025	3/31/2025	4/30/2025	5/31/2025	6/30/2025	7/31/2025	8/31/2025	9/30/2025
1572	T660001042	PRE-08865	ILI Cutouts - Questa ML	FP-NMG Transm Specific-Replace	369.0	$ -	$ -	$ -	$ -	$ -	$ -	$ -	$ -
1573	T624001043	PRE-08820	Eunice Extension: Warren Plant BV	FP-NMG Transm Specific-Replace	367.1	$ -	$ -	$ -	$ -	$ -	$ -	$ -	$ -
1574	T624001043	PRE-08820	Eunice Extension: Warren Plant BV	FP-NMG Transm Specific-Replace	368.0	$ -	$ -	$ -	$ -	$ -	$ -	$ -	$ -
1575	T624001043	PRE-08820	Eunice Extension: Warren Plant BV	FP-NMG Transm Specific-Replace	369.0	$ -	$ -	$ -	$ -	$ -	$ -	$ -	$ -
1576	610001044	PRE-09023	ABQ Axial Flow and Grove Replacements Ph 1	FP-NMG Dist Specific-Replace	376.1	$ -	$ -	$ -	$ -	$ -	$ -	$ -	$ -
1577	610001044	PRE-09023	ABQ Axial Flow and Grove Replacements Ph 1	FP-NMG Dist Specific-Replace	376.2	$ -	$ -	$ -	$ -	$ -	$ -	$ -	$ -
1578	610001044	PRE-09023	ABQ Axial Flow and Grove Replacements Ph 1	FP-NMG Dist Specific-Replace	376.4	$ -	$ -	$ -	$ -	$ -	$ -	$ -	$ -
1579	610001044	PRE-09023	ABQ Axial Flow and Grove Replacements Ph 1	FP-NMG Dist Specific-Replace	380.0	$ -	$ -	$ -	$ -	$ -	$ -	$ -	$ -
1580	T660001045	TEMP	ILI Cutouts: Espanola ML	FP-NMG Transm Specific-Replace	367.1	$ -	$ -	$ -	$ -	$ -	$ -	$ -	$ -
1581	T660001045	TEMP	ILI Cutouts: Espanola ML	FP-NMG Transm Specific-Replace	368.0	$ -	$ -	$ -	$ -	$ -	$ -	$ -	$ -
1582	T660001045	TEMP	ILI Cutouts: Espanola ML	FP-NMG Transm Specific-Replace	369.0	$ -	$ -	$ -	$ -	$ -	$ -	$ -	$ -
1583	T680001046	PRE-08724	Odorizer at 30th station (Farmington) REVISED NAME	FP-NMG Transm Stations-Replace	368.0	$ -	$ -	$ -	$ -	$ -	$ -	$ -	$ -
1584	T680001046	PRE-08724	Odorizer at 30th station (Farmington) REVISED NAME	FP-NMG Transm Stations-Replace	369.0	$ -	$ -	$ -	$ -	$ -	$ -	$ -	$ -
1585	610001047	TEMP	ABQ Axial Flow and Grove Replacements Ph 2	FP-NMG Dist Specific-Replace	376.1	$ -	$ -	$ -	$ -	$ -	$ -	$ -	$ -
1586	610001047	TEMP	ABQ Axial Flow and Grove Replacements Ph 2	FP-NMG Dist Specific-Replace	376.2	$ -	$ -	$ -	$ -	$ -	$ -	$ -	$ -
1587	610001047	TEMP	ABQ Axial Flow and Grove Replacements Ph 2	FP-NMG Dist Specific-Replace	376.4	$ -	$ -	$ -	$ -	$ -	$ -	$ -	$ -
1588	610001047	TEMP	ABQ Axial Flow and Grove Replacements Ph 2	FP-NMG Dist Specific-Replace	380.0	$ -	$ -	$ -	$ -	$ -	$ -	$ -	$ -
1589	610001048	TEMP	ABQ KAFB 6" Reroute	FP-NMG Dist Specific-Replace	376.1	$ -	$ -	$ -	$ -	$ -	$ -	$ -	$ -
1590	610001048	TEMP	ABQ KAFB 6" Reroute	FP-NMG Dist Specific-Replace	376.2	$ -	$ -	$ -	$ -	$ -	$ -	$ -	$ -
1591	610001048	TEMP	ABQ KAFB 6" Reroute	FP-NMG Dist Specific-Replace	376.4	$ -	$ -	$ -	$ -	$ -	$ -	$ -	$ -
1592	610001048	TEMP	ABQ KAFB 6" Reroute	FP-NMG Dist Specific-Replace	380.0	$ -	$ -	$ -	$ -	$ -	$ -	$ -	$ -
1593	611001049	TEMP	ABQ Las Maravillas Back Feed	FP-NMG Dist Specifics-New	376.1	$ -	$ -	$ -	$ -	$ -	$ -	$ -	$ -
1594	611001049	TEMP	ABQ Las Maravillas Back Feed	FP-NMG Dist Specifics-New	376.2	$ -	$ -	$ -	$ -	$ -	$ -	$ -	$ -
1595	611001049	TEMP	ABQ Las Maravillas Back Feed	FP-NMG Dist Specifics-New	376.4	$ -	$ -	$ -	$ -	$ -	$ -	$ -	$ -
1596	601001050	NCP-14551	2020 Integrated Security System Replacement (Badge)	FP-NMG Office Furn & Equip	391.2	$ -	$ -	$ -	$ -	$ -	$ -	$ -	$ -
1597	601001050	NCP-14551	2020 Integrated Security System Replacement (Badge)	FP-NMG Office Furn & Equip	397.0	$ -	$ -	$ -	$ -	$ -	$ -	$ -	$ -
1598	601001050	NCP-14551	2020 Integrated Security System Replacement (Badge)	FP-NMG Office Furn & Equip	398.0	$ -	$ -	$ -	$ -	$ -	$ -	$ -	$ -
1599	601001054	NCP-14547	2020 SCADA Radio Project	FP-NMG Office Furn & Equip	391.2	$ -	$ -	$ -	$ -	$ -	$ -	$ -	$ -
1600	601001054	NCP-14547	2020 SCADA Radio Project	FP-NMG Office Furn & Equip	397.0	$ -	$ -	$ -	$ -	$ -	$ -	$ -	$ -
1601	601001054	NCP-14547	2020 SCADA Radio Project	FP-NMG Office Furn & Equip	398.0	$ -	$ -	$ -	$ -	$ -	$ -	$ -	$ -
1602	601001056	NCP-14567	2021 Integrated Security System Replacement (Badge)	FP-NMG Office Furn & Equip	391.2	$ -	$ -	$ -	$ -	$ -	$ -	$ -	$ -
1603	601001056	NCP-14567	2021 Integrated Security System Replacement (Badge)	FP-NMG Office Furn & Equip	397.0	$ -	$ -	$ -	$ -	$ -	$ -	$ -	$ -
1604	601001056	NCP-14567	2021 Integrated Security System Replacement (Badge)	FP-NMG Office Furn & Equip	398.0	$ -	$ -	$ -	$ -	$ -	$ -	$ -	$ -
1605	601001058	NCP-14548	2021 SCADA Radio Project	FP-NMG Office Furn & Equip	391.2	$ -	$ -	$ -	$ -	$ -	$ -	$ -	$ -
1606	601001058	NCP-14548	2021 SCADA Radio Project	FP-NMG Office Furn & Equip	397.0	$ -	$ -	$ -	$ -	$ -	$ -	$ -	$ -
1607	601001058	NCP-14548	2021 SCADA Radio Project	FP-NMG Office Furn & Equip	398.0	$ -	$ -	$ -	$ -	$ -	$ -	$ -	$ -
1608	601001059	NCP-14472	C55 Phase IV	FP-NMG Intangible	303.3	$ -	$ -	$ -	$ -	$ -	$ -	$ -	$ -
1609	601001060	NCP-16175	C55 Phase V	FP-NMG Intangible	303.3	$ -	$ -	$ -	$ -	$ -	$ -	$ -	$ -
1610	601001061	NCP-14553	2021 Video Security Upgrade	FP-NMG Office Furn & Equip	391.2	$ -	$ -	$ -	$ -	$ -	$ -	$ -	$ -
1611	601001061	NCP-14553	2021 Video Security Upgrade	FP-NMG Office Furn & Equip	397.0	$ -	$ -	$ -	$ -	$ -	$ -	$ -	$ -
1612	601001061	NCP-14553	2021 Video Security Upgrade	FP-NMG Office Furn & Equip	398.0	$ -	$ -	$ -	$ -	$ -	$ -	$ -	$ -
1613	T624001062	NEW-14172	Malaga Mainline Extension, 12-inch, 2020	FP-NMG Transm Specifics-New	367.1	$ -	$ -	$ -	$ -	$ -	$ -	$ -	$ -
1614	T624001062	NEW-14172	Malaga Mainline Extension, 12-inch, 2020	FP-NMG Transm Specifics-New	368.0	$ -	$ -	$ -	$ -	$ -	$ -	$ -	$ -
1615	T624001062	NEW-14172	Malaga Mainline Extension, 12-inch, 2020	FP-NMG Transm Specifics-New	369.0	$ -	$ -	$ -	$ -	$ -	$ -	$ -	$ -
1616	601001063	NCP-14556	2021 Miscellaneous Hardware Blanket	FP-NMG Office Furn & Equip	391.2	$ -	$ -	$ -	$ -	$ -	$ -	$ -	$ -
1617	601001063	NCP-14556	2021 Miscellaneous Hardware Blanket	FP-NMG Office Furn & Equip	397.0	$ -	$ -	$ -	$ -	$ -	$ -	$ -	$ -
1618	601001063	NCP-14556	2021 Miscellaneous Hardware Blanket	FP-NMG Office Furn & Equip	398.0	$ -	$ -	$ -	$ -	$ -	$ -	$ -	$ -
1619	601001064	NCP-14667	PC Refresh	FP-NMG Office Furn & Equip	391.2	$ -	$ -	$ -	$ -	$ -	$ -	$ -	$ -
1620	601001064	NCP-14667	PC Refresh	FP-NMG Office Furn & Equip	397.0	$ -	$ -	$ -	$ -	$ -	$ -	$ -	$ -
1621	601001064	NCP-14667	PC Refresh	FP-NMG Office Furn & Equip	398.0	$ -	$ -	$ -	$ -	$ -	$ -	$ -	$ -
1622	601001065	TEMP	2022 Hardware Refresh Infrastructure	FP-NMG Office Furn & Equip	391.2	$ -	$ -	$ -	$ -	$ -	$ -	$ -	$ -
1623	601001065	TEMP	2022 Hardware Refresh Infrastructure	FP-NMG Office Furn & Equip	397.0	$ -	$ -	$ -	$ -	$ -	$ -	$ -	$ -
1624	601001065	TEMP	2022 Hardware Refresh Infrastructure	FP-NMG Office Furn & Equip	398.0	$ -	$ -	$ -	$ -	$ -	$ -	$ -	$ -
1625	601001067	NCP-16114	Integrated Security System Repl Badge	FP-NMG Office Furn & Equip	391.2	$ -	$ -	$ -	$ -	$ -	$ -	$ -	$ -
1626	601001067	NCP-16114	Integrated Security System Repl Badge	FP-NMG Office Furn & Equip	397.0	$ -	$ -	$ -	$ -	$ -	$ -	$ -	$ -
1627	601001067	NCP-16114	Integrated Security System Repl Badge	FP-NMG Office Furn & Equip	398.0	$ -	$ -	$ -	$ -	$ -	$ -	$ -	$ -

NEW MEXICO GAS COMPANY, INC.

Plant Gross Activity
Base Period - 12 Months Ending March 31, 2023
Future Test Year - 12 Months Ending September 30, 2025

	A	B	C	D	E	F	G	H	I	J	K	L
3	Investment Number	FP Number	Investment Name	FP Type	FERC Account	4/30/2023	5/31/2023	6/30/2023	7/31/2023	8/31/2023	9/30/2023	10/31/2023
1628	601001068	NCP-14557	2022 Miscellaneous Hardware Blanket	FP-NMG Office Furn & Equip	391.2	$ -	$ -	$ -	$ -	$ -	$ -	$ -
1629	601001068	NCP-14557	2022 Miscellaneous Hardware Blanket	FP-NMG Office Furn & Equip	397.0	$ -	$ -	$ -	$ -	$ -	$ -	$ -
1630	601001068	NCP-14557	2022 Miscellaneous Hardware Blanket	FP-NMG Office Furn & Equip	398.0	$ -	$ -	$ -	$ -	$ -	$ -	$ -
1631	601001069	NCP-14549	2022 SCADA Radio Project	FP-NMG Office Furn & Equip	391.2	$ -	$ -	$ -	$ -	$ -	$ -	$ -
1632	601001069	NCP-14549	2022 SCADA Radio Project	FP-NMG Office Furn & Equip	397.0	$ -	$ -	$ -	$ -	$ -	$ -	$ -
1633	601001069	NCP-14549	2022 SCADA Radio Project	FP-NMG Office Furn & Equip	398.0	$ -	$ -	$ -	$ -	$ -	$ -	$ -
1634	601001070	NCP-16116	Video Security Upgrade	FP-NMG Office Furn & Equip	391.2	$ -	$ -	$ -	$ -	$ -	$ -	$ -
1635	601001070	NCP-16116	Video Security Upgrade	FP-NMG Office Furn & Equip	397.0	$ -	$ -	$ -	$ -	$ -	$ -	$ -
1636	601001070	NCP-16116	Video Security Upgrade	FP-NMG Office Furn & Equip	398.0	$ -	$ -	$ -	$ -	$ -	$ -	$ -
1637	T660001072	PRE-10014	Make Piggable Update - Taos ML- Pilar to Blueberry Hill	FP-NMG Transm Specific-Replace	367.1	$ -	$ -	$ -	$ -	$ -	$ -	$ -
1638	T660001072	PRE-10014	Make Piggable Update - Taos ML- Pilar to Blueberry Hill	FP-NMG Transm Specific-Replace	368.0	$ -	$ -	$ -	$ -	$ -	$ -	$ -
1639	T660001072	PRE-10014	Make Piggable Update - Taos ML- Pilar to Blueberry Hill	FP-NMG Transm Specific-Replace	369.0	$ -	$ -	$ -	$ -	$ -	$ -	$ -
1640	T626001073	PRE-09048	ILI Cutouts - Clovis 8"	FP-NMG Transm Specific-Replace	367.1	$ -	$ -	$ -	$ -	$ -	$ -	$ -
1641	T626001073	PRE-09048	ILI Cutouts - Clovis 8"	FP-NMG Transm Specific-Replace	368.0	$ -	$ -	$ -	$ -	$ -	$ -	$ -
1642	T626001073	PRE-09048	ILI Cutouts - Clovis 8"	FP-NMG Transm Specific-Replace	369.0	$ -	$ -	$ -	$ -	$ -	$ -	$ -
1643	T626001074	PRE-09792	ILI Cutouts: Clovis South 10-inch ML	FP-NMG Transm Specific-Replace	367.1	$ -	$ -	$ -	$ -	$ -	$ -	$ -
1644	T626001074	PRE-09792	ILI Cutouts: Clovis South 10-inch ML	FP-NMG Transm Specific-Replace	368.0	$ -	$ -	$ -	$ -	$ -	$ -	$ -
1645	T626001074	PRE-09792	ILI Cutouts: Clovis South 10-inch ML	FP-NMG Transm Specific-Replace	369.0	$ -	$ -	$ -	$ -	$ -	$ -	$ -
1646	T621001075	PRE-08866	ILI Cutouts - Alamogordo East B-Line 6"	FP-NMG Transm Specific-Replace	367.1	$ -	$ -	$ -	$ -	$ -	$ -	$ -
1647	T621001075	PRE-08866	ILI Cutouts - Alamogordo East B-Line 6"	FP-NMG Transm Specific-Replace	368.0	$ -	$ -	$ -	$ -	$ -	$ -	$ -
1648	T621001075	PRE-08866	ILI Cutouts - Alamogordo East B-Line 6"	FP-NMG Transm Specific-Replace	369.0	$ -	$ -	$ -	$ -	$ -	$ -	$ -
1649	T660001077	TEMP	ILI Cutouts - Los Alamos ML 12"	FP-NMG Transm Specific-Replace	367.1	$ -	$ -	$ -	$ -	$ -	$ -	$ -
1650	T660001077	TEMP	ILI Cutouts - Los Alamos ML 12"	FP-NMG Transm Specific-Replace	368.0	$ -	$ -	$ -	$ -	$ -	$ -	$ -
1651	T660001077	TEMP	ILI Cutouts - Los Alamos ML 12"	FP-NMG Transm Specific-Replace	369.0	$ -	$ -	$ -	$ -	$ -	$ -	$ -
1652	T680001078	PRE-08863	ILI Cutouts - DOE ML - take off to Cuba/ Teepees BV	FP-NMG Transm Specific-Replace	367.1	$ -	$ -	$ -	$ -	$ -	$ -	$ -
1653	T680001078	PRE-08863	ILI Cutouts - DOE ML - take off to Cuba/ Teepees BV	FP-NMG Transm Specific-Replace	368.0	$ -	$ -	$ -	$ -	$ -	$ -	$ -
1654	T680001078	PRE-08863	ILI Cutouts - DOE ML - take off to Cuba/ Teepees BV	FP-NMG Transm Specific-Replace	369.0	$ -	$ -	$ -	$ -	$ -	$ -	$ -
1655	T624001079	PRE-08864	ILI Cutouts - Roswell to BS2	FP-NMG Transm Specific-Replace	367.1	$ -	$ -	$ -	$ -	$ -	$ -	$ -
1656	T624001079	PRE-08864	ILI Cutouts - Roswell to BS2	FP-NMG Transm Specific-Replace	368.0	$ -	$ -	$ -	$ -	$ -	$ -	$ -
1657	T624001079	PRE-08864	ILI Cutouts - Roswell to BS2	FP-NMG Transm Specific-Replace	369.0	$ -	$ -	$ -	$ -	$ -	$ -	$ -
1658	T660001080	TEMP	RSV - Santa Fe 20 By-Pass ML HWY 599 BV	FP-NMG Transm Specific-Replace	367.1	$ -	$ -	$ -	$ -	$ -	$ -	$ -
1659	T660001080	TEMP	RSV - Santa Fe 20 By-Pass ML HWY 599 BV	FP-NMG Transm Specific-Replace	368.0	$ -	$ -	$ -	$ -	$ -	$ -	$ -
1660	T660001080	TEMP	RSV - Santa Fe 20 By-Pass ML HWY 599 BV	FP-NMG Transm Specific-Replace	369.0	$ -	$ -	$ -	$ -	$ -	$ -	$ -
1661	627001081	PRE-08913	LOV-7-inch Main Replacement	FP-NMG Dist Specific-Replace	376.1	$ -	$ 363	$ -	$ -	$ -	$ -	$ -
1662	627001081	PRE-08913	LOV-7-inch Main Replacement	FP-NMG Dist Specific-Replace	376.2	$ -	$ 2,541	$ -	$ -	$ -	$ -	$ -
1663	627001081	PRE-08913	LOV-7-inch Main Replacement	FP-NMG Dist Specific-Replace	376.4	$ -	$ 182	$ -	$ -	$ -	$ -	$ -
1664	627001081	PRE-08913	LOV-7-inch Main Replacement	FP-NMG Dist Specific-Replace	380.0	$ -	$ 545	$ -	$ -	$ -	$ -	$ -
1665	T660001082	PRE-08862	Make Piggable Update - Taos ML 8" Velarde to Rinconada	FP-NMG Transm Specific-Replace	367.1	$ -	$ -	$ -	$ -	$ -	$ -	$ -
1666	T660001082	PRE-08862	Make Piggable Update - Taos ML 8" Velarde to Rinconada	FP-NMG Transm Specific-Replace	368.0	$ -	$ -	$ -	$ -	$ -	$ -	$ -
1667	T660001082	PRE-08862	Make Piggable Update - Taos ML 8" Velarde to Rinconada	FP-NMG Transm Specific-Replace	369.0	$ -	$ -	$ -	$ -	$ -	$ -	$ -
1668	T660001083	PRE-08802	RSV - NC- Santa Fe North Take-Off (2020)	FP-NMG Transm Specific-Replace	367.1	$ -	$ -	$ -	$ -	$ -	$ -	$ -
1669	T660001083	PRE-08802	RSV - NC- Santa Fe North Take-Off (2020)	FP-NMG Transm Specific-Replace	368.0	$ -	$ -	$ -	$ -	$ -	$ -	$ -
1670	T660001083	PRE-08802	RSV - NC- Santa Fe North Take-Off (2020)	FP-NMG Transm Specific-Replace	369.0	$ -	$ -	$ -	$ -	$ -	$ -	$ -
1671	601001085	TEMP	Gregg Engineering Update (2026)	FP-NMG Intangible	303.3	$ -	$ -	$ -	$ -	$ -	$ -	$ -
1672	T621001087	PRE-08807	2020 RSV - T or C - South Uvas BV # 1	FP-NMG Transm Specific-Replace	367.1	$ -	$ -	$ -	$ -	$ -	$ -	$ -
1673	T621001087	PRE-08807	2020 RSV - T or C - South Uvas BV # 1	FP-NMG Transm Specific-Replace	368.0	$ -	$ -	$ -	$ -	$ -	$ -	$ -
1674	T621001087	PRE-08807	2020 RSV - T or C - South Uvas BV # 1	FP-NMG Transm Specific-Replace	369.0	$ -	$ -	$ -	$ -	$ -	$ -	$ -
1675	601001089	PRE-08848	UFG phase 1	FP-NMG Transm Stations-Replace	368.0	$ -	$ -	$ -	$ -	$ -	$ -	$ -
1676	601001089	PRE-08848	UFG phase 1	FP-NMG Transm Stations-Replace	369.0	$ -	$ -	$ -	$ -	$ -	$ -	$ -
1677	T624001090	TEMP	Make Piggable - Eunice ML	FP-NMG Transm Specific-Replace	367.1	$ -	$ -	$ -	$ -	$ -	$ -	$ -
1678	T624001090	TEMP	Make Piggable - Eunice ML	FP-NMG Transm Specific-Replace	368.0	$ -	$ -	$ -	$ -	$ -	$ -	$ -
1679	T624001090	TEMP	Make Piggable - Eunice ML	FP-NMG Transm Specific-Replace	369.0	$ -	$ -	$ -	$ -	$ -	$ -	$ -
1680	601001091	PRE-08849	UFG Phase 4	FP-NMG Transm Stations-Replace	368.0	$ -	$ -	$ -	$ -	$ -	$ -	$ -
1681	601001091	PRE-08849	UFG Phase 4	FP-NMG Transm Stations-Replace	369.0	$ -	$ -	$ -	$ -	$ -	$ -	$ -
1682	601001092	PRE-10022	UFG Phase 3	FP-NMG Transm Stations-Replace	368.0	$ -	$ -	$ -	$ -	$ -	$ -	$ -
1683	601001092	PRE-10022	UFG Phase 3	FP-NMG Transm Stations-Replace	369.0	$ -	$ -	$ -	$ -	$ -	$ -	$ -

Sponsored by NMGC Witness Erik C. Buchanan

NEW MEXICO GAS COMPANY, INC.

Plant Gross Activity
Base Period - 12 Months Ending March 31, 2023
Future Test Year - 12 Months Ending September 30, 2025

	A	B	C	D	E	M	N	O	P	Q	R	S	T
3	Investment Number	FP Number	Investment Name	FP Type	FERC Account	11/30/2023	12/31/2023	1/31/2024	2/29/2024	3/31/2024	4/30/2024	5/31/2024	6/30/2024
1628	601001068	NCP-14557	2022 Miscellaneous Hardware Blanket	FP-NMG Office Furn & Equip	391.2	$ -	$ -	$ -	$ -	$ -	$ -	$ -	$ -
1629	601001068	NCP-14557	2022 Miscellaneous Hardware Blanket	FP-NMG Office Furn & Equip	397.0	$ -	$ -	$ -	$ -	$ -	$ -	$ -	$ -
1630	601001068	NCP-14557	2022 Miscellaneous Hardware Blanket	FP-NMG Office Furn & Equip	398.0	$ -	$ -	$ -	$ -	$ -	$ -	$ -	$ -
1631	601001069	NCP-14549	2022 SCADA Radio Project	FP-NMG Office Furn & Equip	391.2	$ -	$ -	$ -	$ -	$ -	$ -	$ -	$ -
1632	601001069	NCP-14549	2022 SCADA Radio Project	FP-NMG Office Furn & Equip	397.0	$ -	$ -	$ -	$ -	$ -	$ -	$ -	$ -
1633	601001069	NCP-14549	2022 SCADA Radio Project	FP-NMG Office Furn & Equip	398.0	$ -	$ -	$ -	$ -	$ -	$ -	$ -	$ -
1634	601001070	NCP-16116	Video Security Upgrade	FP-NMG Office Furn & Equip	391.2	$ -	$ -	$ -	$ -	$ -	$ -	$ -	$ -
1635	601001070	NCP-16116	Video Security Upgrade	FP-NMG Office Furn & Equip	397.0	$ -	$ -	$ -	$ -	$ -	$ -	$ -	$ -
1636	601001070	NCP-16116	Video Security Upgrade	FP-NMG Office Furn & Equip	398.0	$ -	$ -	$ -	$ -	$ -	$ -	$ -	$ -
1637	T660001072	PRE-10014	Make Piggable Update - Taos ML- Pilar to Blueberry Hill	FP-NMG Transm Specific-Replace	367.1	$ -	$ -	$ -	$ -	$ -	$ -	$ -	$ -
1638	T660001072	PRE-10014	Make Piggable Update - Taos ML- Pilar to Blueberry Hill	FP-NMG Transm Specific-Replace	368.0	$ -	$ -	$ -	$ -	$ -	$ -	$ -	$ -
1639	T660001072	PRE-10014	Make Piggable Update - Taos ML- Pilar to Blueberry Hill	FP-NMG Transm Specific-Replace	369.0	$ -	$ -	$ -	$ -	$ -	$ -	$ -	$ -
1640	T626001073	PRE-09048	ILI Cutouts - Clovis 8"	FP-NMG Transm Specific-Replace	367.1	$ -	$ -	$ -	$ -	$ -	$ -	$ -	$ -
1641	T626001073	PRE-09048	ILI Cutouts - Clovis 8"	FP-NMG Transm Specific-Replace	368.0	$ -	$ -	$ -	$ -	$ -	$ -	$ -	$ -
1642	T626001073	PRE-09048	ILI Cutouts - Clovis 8"	FP-NMG Transm Specific-Replace	369.0	$ -	$ -	$ -	$ -	$ -	$ -	$ -	$ -
1643	T626001074	PRE-09792	ILI Cutouts: Clovis South 10-inch ML	FP-NMG Transm Specific-Replace	367.1	$ -	$ -	$ -	$ -	$ -	$ -	$ -	$ -
1644	T626001074	PRE-09792	ILI Cutouts: Clovis South 10-inch ML	FP-NMG Transm Specific-Replace	368.0	$ -	$ -	$ -	$ -	$ -	$ -	$ -	$ -
1645	T626001074	PRE-09792	ILI Cutouts: Clovis South 10-inch ML	FP-NMG Transm Specific-Replace	369.0	$ -	$ -	$ -	$ -	$ -	$ -	$ -	$ -
1646	T621001075	PRE-08866	ILI Cutouts - Alamogordo East B-Line 6"	FP-NMG Transm Specific-Replace	367.1	$ -	$ -	$ -	$ -	$ -	$ -	$ -	$ -
1647	T621001075	PRE-08866	ILI Cutouts - Alamogordo East B-Line 6"	FP-NMG Transm Specific-Replace	368.0	$ -	$ -	$ -	$ -	$ -	$ -	$ -	$ -
1648	T621001075	PRE-08866	ILI Cutouts - Alamogordo East B-Line 6"	FP-NMG Transm Specific-Replace	369.0	$ -	$ -	$ -	$ -	$ -	$ -	$ -	$ -
1649	T660001077	TEMP	ILI Cutouts - Los Alamos ML 12"	FP-NMG Transm Specific-Replace	367.1	$ -	$ -	$ -	$ -	$ -	$ -	$ -	$ -
1650	T660001077	TEMP	ILI Cutouts - Los Alamos ML 12"	FP-NMG Transm Specific-Replace	368.0	$ -	$ -	$ -	$ -	$ -	$ -	$ -	$ -
1651	T660001077	TEMP	ILI Cutouts - Los Alamos ML 12"	FP-NMG Transm Specific-Replace	369.0	$ -	$ -	$ -	$ -	$ -	$ -	$ -	$ -
1652	T680001078	PRE-08863	ILI Cutouts - DOE ML - take off to Cuba/ Teepees BV	FP-NMG Transm Specific-Replace	367.1	$ -	$ -	$ -	$ -	$ -	$ -	$ -	$ -
1653	T680001078	PRE-08863	ILI Cutouts - DOE ML - take off to Cuba/ Teepees BV	FP-NMG Transm Specific-Replace	368.0	$ -	$ -	$ -	$ -	$ -	$ -	$ -	$ -
1654	T680001078	PRE-08863	ILI Cutouts - DOE ML - take off to Cuba/ Teepees BV	FP-NMG Transm Specific-Replace	369.0	$ -	$ -	$ -	$ -	$ -	$ -	$ -	$ -
1655	T624001079	PRE-08864	ILI Cutouts - Roswell to BS2	FP-NMG Transm Specific-Replace	367.1	$ -	$ -	$ -	$ -	$ -	$ -	$ -	$ -
1656	T624001079	PRE-08864	ILI Cutouts - Roswell to BS2	FP-NMG Transm Specific-Replace	368.0	$ -	$ -	$ -	$ -	$ -	$ -	$ -	$ -
1657	T624001079	PRE-08864	ILI Cutouts - Roswell to BS2	FP-NMG Transm Specific-Replace	369.0	$ -	$ -	$ -	$ -	$ -	$ -	$ -	$ -
1658	T660001080	TEMP	RSV - Santa Fe 20 By-Pass ML HWY 599 BV	FP-NMG Transm Specific-Replace	367.1	$ -	$ -	$ -	$ -	$ -	$ -	$ -	$ -
1659	T660001080	TEMP	RSV - Santa Fe 20 By-Pass ML HWY 599 BV	FP-NMG Transm Specific-Replace	368.0	$ -	$ -	$ -	$ -	$ -	$ -	$ -	$ -
1660	T660001080	TEMP	RSV - Santa Fe 20 By-Pass ML HWY 599 BV	FP-NMG Transm Specific-Replace	369.0	$ -	$ -	$ -	$ -	$ -	$ -	$ -	$ -
1661	627001081	PRE-08913	LOV-7-inch Main Replacement	FP-NMG Dist Specific-Replace	376.1	$ -	$ -	$ -	$ -	$ -	$ -	$ -	$ -
1662	627001081	PRE-08913	LOV-7-inch Main Replacement	FP-NMG Dist Specific-Replace	376.2	$ -	$ -	$ -	$ -	$ -	$ -	$ -	$ -
1663	627001081	PRE-08913	LOV-7-inch Main Replacement	FP-NMG Dist Specific-Replace	376.4	$ -	$ -	$ -	$ -	$ -	$ -	$ -	$ -
1664	627001081	PRE-08913	LOV-7-inch Main Replacement	FP-NMG Dist Specific-Replace	380.0	$ -	$ -	$ -	$ -	$ -	$ -	$ -	$ -
1665	T660001082	PRE-08862	Make Piggable Update - Taos ML 8" Velarde to Rinconada	FP-NMG Transm Specific-Replace	367.1	$ -	$ -	$ -	$ -	$ -	$ -	$ -	$ -
1666	T660001082	PRE-08862	Make Piggable Update - Taos ML 8" Velarde to Rinconada	FP-NMG Transm Specific-Replace	368.0	$ -	$ -	$ -	$ -	$ -	$ -	$ -	$ -
1667	T660001082	PRE-08862	Make Piggable Update - Taos ML 8" Velarde to Rinconada	FP-NMG Transm Specific-Replace	369.0	$ -	$ -	$ -	$ -	$ -	$ -	$ -	$ -
1668	T660001083	PRE-08802	RSV - NC- Santa Fe North Take-Off (2020)	FP-NMG Transm Specific-Replace	367.1	$ -	$ -	$ -	$ -	$ -	$ -	$ -	$ -
1669	T660001083	PRE-08802	RSV - NC- Santa Fe North Take-Off (2020)	FP-NMG Transm Specific-Replace	368.0	$ -	$ -	$ -	$ -	$ -	$ -	$ -	$ -
1670	T660001083	PRE-08802	RSV - NC- Santa Fe North Take-Off (2020)	FP-NMG Transm Specific-Replace	369.0	$ -	$ -	$ -	$ -	$ -	$ -	$ -	$ -
1671	601001085	TEMP	Gregg Engineering Update (2026)	FP-NMG Intangible	303.3	$ -	$ -	$ -	$ -	$ -	$ -	$ -	$ -
1672	T621001087	PRE-08807	2020 RSV - T or C - South Uvas BV # 1	FP-NMG Transm Specific-Replace	367.1	$ -	$ -	$ -	$ -	$ -	$ -	$ -	$ -
1673	T621001087	PRE-08807	2020 RSV - T or C - South Uvas BV # 1	FP-NMG Transm Specific-Replace	368.0	$ -	$ -	$ -	$ -	$ -	$ -	$ -	$ -
1674	T621001087	PRE-08807	2020 RSV - T or C - South Uvas BV # 1	FP-NMG Transm Specific-Replace	369.0	$ -	$ -	$ -	$ -	$ -	$ -	$ -	$ -
1675	601001089	PRE-08848	UFG phase 1	FP-NMG Transm Stations-Replace	368.0	$ -	$ -	$ -	$ -	$ -	$ -	$ -	$ -
1676	601001089	PRE-08848	UFG phase 1	FP-NMG Transm Stations-Replace	369.0	$ -	$ -	$ -	$ -	$ -	$ -	$ -	$ -
1677	T624001090	TEMP	Make Piggable - Eunice ML	FP-NMG Transm Specific-Replace	367.1	$ -	$ -	$ -	$ -	$ -	$ -	$ -	$ -
1678	T624001090	TEMP	Make Piggable - Eunice ML	FP-NMG Transm Specific-Replace	368.0	$ -	$ -	$ -	$ -	$ -	$ -	$ -	$ -
1679	T624001090	TEMP	Make Piggable - Eunice ML	FP-NMG Transm Specific-Replace	369.0	$ -	$ -	$ -	$ -	$ -	$ -	$ -	$ -
1680	601001091	PRE-08849	UFG Phase 4	FP-NMG Transm Stations-Replace	368.0	$ -	$ -	$ -	$ -	$ -	$ -	$ -	$ -
1681	601001091	PRE-08849	UFG Phase 4	FP-NMG Transm Stations-Replace	369.0	$ -	$ -	$ -	$ -	$ -	$ -	$ -	$ -
1682	601001092	PRE-10022	UFG Phase 3	FP-NMG Transm Stations-Replace	368.0	$ -	$ -	$ -	$ -	$ -	$ -	$ -	$ -
1683	601001092	PRE-10022	UFG Phase 3	FP-NMG Transm Stations-Replace	369.0	$ -	$ -	$ -	$ -	$ -	$ -	$ -	$ -

Sponsored by NMGC Witness Erik C. Buchanan

WP Plant 2 Clearings

NEW MEXICO GAS COMPANY, INC.

Plant Gross Activity
Base Period - 12 Months Ending March 31, 2023
Future Test Year - 12 Months Ending September 30, 2025

	A	B	C	D	E	U	V	W	X	Y	Z	AA
3	Investment Number	FP Number	Investment Name	FP Type	FERC Account	7/31/2024	8/31/2024	9/30/2024	10/31/2024	11/30/2024	12/31/2024	1/31/2025
1628	601001068	NCP-14557	2022 Miscellaneous Hardware Blanket	FP-NMG Office Furn & Equip	391.2	$ -	$ -	$ -	$ -	$ -	$ -	$ -
1629	601001068	NCP-14557	2022 Miscellaneous Hardware Blanket	FP-NMG Office Furn & Equip	397.0	$ -	$ -	$ -	$ -	$ -	$ -	$ -
1630	601001068	NCP-14557	2022 Miscellaneous Hardware Blanket	FP-NMG Office Furn & Equip	398.0	$ -	$ -	$ -	$ -	$ -	$ -	$ -
1631	601001069	NCP-14549	2022 SCADA Radio Project	FP-NMG Office Furn & Equip	391.2	$ -	$ -	$ -	$ -	$ -	$ -	$ -
1632	601001069	NCP-14549	2022 SCADA Radio Project	FP-NMG Office Furn & Equip	397.0	$ -	$ -	$ -	$ -	$ -	$ -	$ -
1633	601001069	NCP-14549	2022 SCADA Radio Project	FP-NMG Office Furn & Equip	398.0	$ -	$ -	$ -	$ -	$ -	$ -	$ -
1634	601001070	NCP-16116	Video Security Upgrade	FP-NMG Office Furn & Equip	391.2	$ -	$ -	$ -	$ -	$ -	$ -	$ -
1635	601001070	NCP-16116	Video Security Upgrade	FP-NMG Office Furn & Equip	397.0	$ -	$ -	$ -	$ -	$ -	$ -	$ -
1636	601001070	NCP-16116	Video Security Upgrade	FP-NMG Office Furn & Equip	398.0	$ -	$ -	$ -	$ -	$ -	$ -	$ -
1637	T660001072	PRE-10014	Make Piggable Update - Taos ML- Pilar to Blueberry Hill	FP-NMG Transm Specific-Replace	367.1	$ 558,881	$ -	$ -	$ -	$ -	$ -	$ -
1638	T660001072	PRE-10014	Make Piggable Update - Taos ML- Pilar to Blueberry Hill	FP-NMG Transm Specific-Replace	368.0	$ 79,840	$ -	$ -	$ -	$ -	$ -	$ -
1639	T660001072	PRE-10014	Make Piggable Update - Taos ML- Pilar to Blueberry Hill	FP-NMG Transm Specific-Replace	369.0	$ 159,680	$ -	$ -	$ -	$ -	$ -	$ -
1640	T626001073	PRE-09048	ILI Cutouts - Clovis 8"	FP-NMG Transm Specific-Replace	367.1	$ -	$ -	$ -	$ -	$ -	$ -	$ -
1641	T626001073	PRE-09048	ILI Cutouts - Clovis 8"	FP-NMG Transm Specific-Replace	368.0	$ -	$ -	$ -	$ -	$ -	$ -	$ -
1642	T626001073	PRE-09048	ILI Cutouts - Clovis 8"	FP-NMG Transm Specific-Replace	369.0	$ -	$ -	$ -	$ -	$ -	$ -	$ -
1643	T626001074	PRE-09792	ILI Cutouts: Clovis South 10-inch ML	FP-NMG Transm Specific-Replace	367.1	$ -	$ -	$ -	$ -	$ -	$ -	$ -
1644	T626001074	PRE-09792	ILI Cutouts: Clovis South 10-inch ML	FP-NMG Transm Specific-Replace	368.0	$ -	$ -	$ -	$ -	$ -	$ -	$ -
1645	T626001074	PRE-09792	ILI Cutouts: Clovis South 10-inch ML	FP-NMG Transm Specific-Replace	369.0	$ -	$ -	$ -	$ -	$ -	$ -	$ -
1646	T621001075	PRE-08866	ILI Cutouts - Alamogordo East B-Line 6"	FP-NMG Transm Specific-Replace	367.1	$ -	$ -	$ -	$ -	$ -	$ -	$ -
1647	T621001075	PRE-08866	ILI Cutouts - Alamogordo East B-Line 6"	FP-NMG Transm Specific-Replace	368.0	$ -	$ -	$ -	$ -	$ -	$ -	$ -
1648	T621001075	PRE-08866	ILI Cutouts - Alamogordo East B-Line 6"	FP-NMG Transm Specific-Replace	369.0	$ -	$ -	$ -	$ -	$ -	$ -	$ -
1649	T660001077	TEMP	ILI Cutouts - Los Alamos ML 12"	FP-NMG Transm Specific-Replace	367.1	$ -	$ -	$ -	$ -	$ -	$ -	$ -
1650	T660001077	TEMP	ILI Cutouts - Los Alamos ML 12"	FP-NMG Transm Specific-Replace	368.0	$ -	$ -	$ -	$ -	$ -	$ -	$ -
1651	T660001077	TEMP	ILI Cutouts - Los Alamos ML 12"	FP-NMG Transm Specific-Replace	369.0	$ -	$ -	$ -	$ -	$ -	$ -	$ -
1652	T680001078	PRE-08863	ILI Cutouts - DOE ML - take off to Cuba/ Teepees BV	FP-NMG Transm Specific-Replace	367.1	$ -	$ -	$ -	$ -	$ -	$ -	$ -
1653	T680001078	PRE-08863	ILI Cutouts - DOE ML - take off to Cuba/ Teepees BV	FP-NMG Transm Specific-Replace	368.0	$ -	$ -	$ -	$ -	$ -	$ -	$ -
1654	T680001078	PRE-08863	ILI Cutouts - DOE ML - take off to Cuba/ Teepees BV	FP-NMG Transm Specific-Replace	369.0	$ -	$ -	$ -	$ -	$ -	$ -	$ -
1655	T624001079	PRE-08864	ILI Cutouts - Roswell to BS2	FP-NMG Transm Specific-Replace	367.1	$ -	$ -	$ -	$ -	$ -	$ -	$ -
1656	T624001079	PRE-08864	ILI Cutouts - Roswell to BS2	FP-NMG Transm Specific-Replace	368.0	$ -	$ -	$ -	$ -	$ -	$ -	$ -
1657	T624001079	PRE-08864	ILI Cutouts - Roswell to BS2	FP-NMG Transm Specific-Replace	369.0	$ -	$ -	$ -	$ -	$ -	$ -	$ -
1658	T660001080	TEMP	RSV - Santa Fe 20 By-Pass ML HWY 599 BV	FP-NMG Transm Specific-Replace	367.1	$ -	$ -	$ -	$ -	$ -	$ -	$ -
1659	T660001080	TEMP	RSV - Santa Fe 20 By-Pass ML HWY 599 BV	FP-NMG Transm Specific-Replace	368.0	$ -	$ -	$ -	$ -	$ -	$ -	$ -
1660	T660001080	TEMP	RSV - Santa Fe 20 By-Pass ML HWY 599 BV	FP-NMG Transm Specific-Replace	369.0	$ -	$ -	$ -	$ -	$ -	$ -	$ -
1661	627001081	PRE-08913	LOV-7-inch Main Replacement	FP-NMG Dist Specific-Replace	376.1	$ -	$ -	$ -	$ -	$ -	$ -	$ -
1662	627001081	PRE-08913	LOV-7-inch Main Replacement	FP-NMG Dist Specific-Replace	376.2	$ -	$ -	$ -	$ -	$ -	$ -	$ -
1663	627001081	PRE-08913	LOV-7-inch Main Replacement	FP-NMG Dist Specific-Replace	376.4	$ -	$ -	$ -	$ -	$ -	$ -	$ -
1664	627001081	PRE-08913	LOV-7-inch Main Replacement	FP-NMG Dist Specific-Replace	380.0	$ -	$ -	$ -	$ -	$ -	$ -	$ -
1665	T660001082	PRE-08862	Make Piggable Update - Taos ML 8" Velarde to Rinconada	FP-NMG Transm Specific-Replace	367.1	$ -	$ -	$ -	$ -	$ -	$ -	$ -
1666	T660001082	PRE-08862	Make Piggable Update - Taos ML 8" Velarde to Rinconada	FP-NMG Transm Specific-Replace	368.0	$ -	$ -	$ -	$ -	$ -	$ -	$ -
1667	T660001082	PRE-08862	Make Piggable Update - Taos ML 8" Velarde to Rinconada	FP-NMG Transm Specific-Replace	369.0	$ -	$ -	$ -	$ -	$ -	$ -	$ -
1668	T660001083	PRE-08802	RSV - NC- Santa Fe North Take-Off (2020)	FP-NMG Transm Specific-Replace	367.1	$ -	$ -	$ -	$ -	$ -	$ -	$ -
1669	T660001083	PRE-08802	RSV - NC- Santa Fe North Take-Off (2020)	FP-NMG Transm Specific-Replace	368.0	$ -	$ -	$ -	$ -	$ -	$ -	$ -
1670	T660001083	PRE-08802	RSV - NC- Santa Fe North Take-Off (2020)	FP-NMG Transm Specific-Replace	369.0	$ -	$ -	$ -	$ -	$ -	$ -	$ -
1671	601001085	TEMP	Gregg Engineering Update (2026)	FP-NMG Intangible	303.3	$ -	$ -	$ -	$ -	$ -	$ -	$ -
1672	T621001087	PRE-08807	2020 RSV - T or C - South Uvas BV # 1	FP-NMG Transm Specific-Replace	367.1	$ -	$ -	$ -	$ -	$ -	$ -	$ -
1673	T621001087	PRE-08807	2020 RSV - T or C - South Uvas BV # 1	FP-NMG Transm Specific-Replace	368.0	$ -	$ -	$ -	$ -	$ -	$ -	$ -
1674	T621001087	PRE-08807	2020 RSV - T or C - South Uvas BV # 1	FP-NMG Transm Specific-Replace	369.0	$ -	$ -	$ -	$ -	$ -	$ -	$ -
1675	601001089	PRE-08848	UFG phase 1	FP-NMG Transm Stations-Replace	368.0	$ -	$ -	$ -	$ -	$ -	$ -	$ -
1676	601001089	PRE-08848	UFG phase 1	FP-NMG Transm Stations-Replace	369.0	$ -	$ -	$ -	$ -	$ -	$ -	$ -
1677	T624001090	TEMP	Make Piggable - Eunice ML	FP-NMG Transm Specific-Replace	367.1	$ -	$ -	$ -	$ -	$ -	$ -	$ -
1678	T624001090	TEMP	Make Piggable - Eunice ML	FP-NMG Transm Specific-Replace	368.0	$ -	$ -	$ -	$ -	$ -	$ -	$ -
1679	T624001090	TEMP	Make Piggable - Eunice ML	FP-NMG Transm Specific-Replace	369.0	$ -	$ -	$ -	$ -	$ -	$ -	$ -
1680	601001091	PRE-08849	UFG Phase 4	FP-NMG Transm Stations-Replace	368.0	$ -	$ -	$ -	$ -	$ -	$ -	$ -
1681	601001091	PRE-08849	UFG Phase 4	FP-NMG Transm Stations-Replace	369.0	$ -	$ -	$ -	$ -	$ -	$ -	$ -
1682	601001092	PRE-10022	UFG Phase 3	FP-NMG Transm Stations-Replace	368.0	$ -	$ -	$ -	$ -	$ -	$ 76,318	$ -
1683	601001092	PRE-10022	UFG Phase 3	FP-NMG Transm Stations-Replace	369.0	$ -	$ -	$ -	$ -	$ -	$ 305,272	$ -

NEW MEXICO GAS COMPANY, INC.

Plant Gross Activity
Base Period - 12 Months Ending March 31, 2023
Future Test Year - 12 Months Ending September 30, 2025

	A	B	C	D	E	AB	AC	AD	AE	AF	AG	AH	AI
3	Investment Number	FP Number	Investment Name	FP Type	FERC Account	2/28/2025	3/31/2025	4/30/2025	5/31/2025	6/30/2025	7/31/2025	8/31/2025	9/30/2025
1628	601001068	NCP-14557	2022 Miscellaneous Hardware Blanket	FP-NMG Office Furn & Equip	391.2	$ -	$ -	$ -	$ -	$ -	$ -	$ -	$ -
1629	601001068	NCP-14557	2022 Miscellaneous Hardware Blanket	FP-NMG Office Furn & Equip	397.0	$ -	$ -	$ -	$ -	$ -	$ -	$ -	$ -
1630	601001068	NCP-14557	2022 Miscellaneous Hardware Blanket	FP-NMG Office Furn & Equip	398.0	$ -	$ -	$ -	$ -	$ -	$ -	$ -	$ -
1631	601001069	NCP-14549	2022 SCADA Radio Project	FP-NMG Office Furn & Equip	391.2	$ -	$ -	$ -	$ -	$ -	$ -	$ -	$ -
1632	601001069	NCP-14549	2022 SCADA Radio Project	FP-NMG Office Furn & Equip	397.0	$ -	$ -	$ -	$ -	$ -	$ -	$ -	$ -
1633	601001069	NCP-14549	2022 SCADA Radio Project	FP-NMG Office Furn & Equip	398.0	$ -	$ -	$ -	$ -	$ -	$ -	$ -	$ -
1634	601001070	NCP-16116	Video Security Upgrade	FP-NMG Office Furn & Equip	391.2	$ -	$ -	$ -	$ -	$ -	$ -	$ -	$ -
1635	601001070	NCP-16116	Video Security Upgrade	FP-NMG Office Furn & Equip	397.0	$ -	$ -	$ -	$ -	$ -	$ -	$ -	$ -
1636	601001070	NCP-16116	Video Security Upgrade	FP-NMG Office Furn & Equip	398.0	$ -	$ -	$ -	$ -	$ -	$ -	$ -	$ -
1637	T660001072	PRE-10014	Make Piggable Update - Taos ML- Pilar to Blueberry Hill	FP-NMG Transm Specific-Replace	367.1	$ -	$ -	$ -	$ -	$ -	$ -	$ -	$ -
1638	T660001072	PRE-10014	Make Piggable Update - Taos ML- Pilar to Blueberry Hill	FP-NMG Transm Specific-Replace	368.0	$ -	$ -	$ -	$ -	$ -	$ -	$ -	$ -
1639	T660001072	PRE-10014	Make Piggable Update - Taos ML- Pilar to Blueberry Hill	FP-NMG Transm Specific-Replace	369.0	$ -	$ -	$ -	$ -	$ -	$ -	$ -	$ -
1640	T626001073	PRE-09048	ILI Cutouts - Clovis 8"	FP-NMG Transm Specific-Replace	367.1	$ -	$ -	$ -	$ -	$ -	$ -	$ -	$ -
1641	T626001073	PRE-09048	ILI Cutouts - Clovis 8"	FP-NMG Transm Specific-Replace	368.0	$ -	$ -	$ -	$ -	$ -	$ -	$ -	$ -
1642	T626001073	PRE-09048	ILI Cutouts - Clovis 8"	FP-NMG Transm Specific-Replace	369.0	$ -	$ -	$ -	$ -	$ -	$ -	$ -	$ -
1643	T626001074	PRE-09792	ILI Cutouts: Clovis South 10-inch ML	FP-NMG Transm Specific-Replace	367.1	$ -	$ -	$ -	$ -	$ -	$ -	$ -	$ -
1644	T626001074	PRE-09792	ILI Cutouts: Clovis South 10-inch ML	FP-NMG Transm Specific-Replace	368.0	$ -	$ -	$ -	$ -	$ -	$ -	$ -	$ -
1645	T626001074	PRE-09792	ILI Cutouts: Clovis South 10-inch ML	FP-NMG Transm Specific-Replace	369.0	$ -	$ -	$ -	$ -	$ -	$ -	$ -	$ -
1646	T621001075	PRE-08866	ILI Cutouts - Alamogordo East B-Line 6"	FP-NMG Transm Specific-Replace	367.1	$ -	$ -	$ -	$ -	$ -	$ -	$ -	$ -
1647	T621001075	PRE-08866	ILI Cutouts - Alamogordo East B-Line 6"	FP-NMG Transm Specific-Replace	368.0	$ -	$ -	$ -	$ -	$ -	$ -	$ -	$ -
1648	T621001075	PRE-08866	ILI Cutouts - Alamogordo East B-Line 6"	FP-NMG Transm Specific-Replace	369.0	$ -	$ -	$ -	$ -	$ -	$ -	$ -	$ -
1649	T660001077	TEMP	ILI Cutouts - Los Alamos ML 12"	FP-NMG Transm Specific-Replace	367.1	$ -	$ -	$ -	$ -	$ -	$ -	$ -	$ -
1650	T660001077	TEMP	ILI Cutouts - Los Alamos ML 12"	FP-NMG Transm Specific-Replace	368.0	$ -	$ -	$ -	$ -	$ -	$ -	$ -	$ -
1651	T660001077	TEMP	ILI Cutouts - Los Alamos ML 12"	FP-NMG Transm Specific-Replace	369.0	$ -	$ -	$ -	$ -	$ -	$ -	$ -	$ -
1652	T680001078	PRE-08863	ILI Cutouts - DOE ML - take off to Cuba/ Teepees BV	FP-NMG Transm Specific-Replace	367.1	$ -	$ -	$ -	$ -	$ -	$ -	$ -	$ -
1653	T680001078	PRE-08863	ILI Cutouts - DOE ML - take off to Cuba/ Teepees BV	FP-NMG Transm Specific-Replace	368.0	$ -	$ -	$ -	$ -	$ -	$ -	$ -	$ -
1654	T680001078	PRE-08863	ILI Cutouts - DOE ML - take off to Cuba/ Teepees BV	FP-NMG Transm Specific-Replace	369.0	$ -	$ -	$ -	$ -	$ -	$ -	$ -	$ -
1655	T624001079	PRE-08864	ILI Cutouts - Roswell to BS2	FP-NMG Transm Specific-Replace	367.1	$ -	$ -	$ -	$ -	$ -	$ -	$ -	$ -
1656	T624001079	PRE-08864	ILI Cutouts - Roswell to BS2	FP-NMG Transm Specific-Replace	368.0	$ -	$ -	$ -	$ -	$ -	$ -	$ -	$ -
1657	T624001079	PRE-08864	ILI Cutouts - Roswell to BS2	FP-NMG Transm Specific-Replace	369.0	$ -	$ -	$ -	$ -	$ -	$ -	$ -	$ -
1658	T660001080	TEMP	RSV - Santa Fe 20 By-Pass ML HWY 599 BV	FP-NMG Transm Specific-Replace	367.1	$ -	$ -	$ -	$ -	$ -	$ -	$ -	$ -
1659	T660001080	TEMP	RSV - Santa Fe 20 By-Pass ML HWY 599 BV	FP-NMG Transm Specific-Replace	368.0	$ -	$ -	$ -	$ -	$ -	$ -	$ -	$ -
1660	T660001080	TEMP	RSV - Santa Fe 20 By-Pass ML HWY 599 BV	FP-NMG Transm Specific-Replace	369.0	$ -	$ -	$ -	$ -	$ -	$ -	$ -	$ -
1661	627001081	PRE-08913	LOV-7-inch Main Replacement	FP-NMG Dist Specific-Replace	376.1	$ -	$ -	$ -	$ -	$ -	$ -	$ -	$ -
1662	627001081	PRE-08913	LOV-7-inch Main Replacement	FP-NMG Dist Specific-Replace	376.2	$ -	$ -	$ -	$ -	$ -	$ -	$ -	$ -
1663	627001081	PRE-08913	LOV-7-inch Main Replacement	FP-NMG Dist Specific-Replace	376.4	$ -	$ -	$ -	$ -	$ -	$ -	$ -	$ -
1664	627001081	PRE-08913	LOV-7-inch Main Replacement	FP-NMG Dist Specific-Replace	380.0	$ -	$ -	$ -	$ -	$ -	$ -	$ -	$ -
1665	T660001082	PRE-08862	Make Piggable Update - Taos ML 8" Velarde to Rinconada	FP-NMG Transm Specific-Replace	367.1	$ -	$ -	$ -	$ -	$ -	$ -	$ -	$ -
1666	T660001082	PRE-08862	Make Piggable Update - Taos ML 8" Velarde to Rinconada	FP-NMG Transm Specific-Replace	368.0	$ -	$ -	$ -	$ -	$ -	$ -	$ -	$ -
1667	T660001082	PRE-08862	Make Piggable Update - Taos ML 8" Velarde to Rinconada	FP-NMG Transm Specific-Replace	369.0	$ -	$ -	$ -	$ -	$ -	$ -	$ -	$ -
1668	T660001083	PRE-08802	RSV - NC- Santa Fe North Take-Off (2020)	FP-NMG Transm Specific-Replace	367.1	$ -	$ -	$ -	$ -	$ -	$ -	$ -	$ -
1669	T660001083	PRE-08802	RSV - NC- Santa Fe North Take-Off (2020)	FP-NMG Transm Specific-Replace	368.0	$ -	$ -	$ -	$ -	$ -	$ -	$ -	$ -
1670	T660001083	PRE-08802	RSV - NC- Santa Fe North Take-Off (2020)	FP-NMG Transm Specific-Replace	369.0	$ -	$ -	$ -	$ -	$ -	$ -	$ -	$ -
1671	601001085	TEMP	Gregg Engineering Update (2026)	FP-NMG Intangible	303.3	$ -	$ -	$ -	$ -	$ -	$ -	$ -	$ -
1672	T621001087	PRE-08807	2020 RSV - T or C - South Uvas BV # 1	FP-NMG Transm Specific-Replace	367.1	$ -	$ -	$ -	$ -	$ -	$ -	$ -	$ -
1673	T621001087	PRE-08807	2020 RSV - T or C - South Uvas BV # 1	FP-NMG Transm Specific-Replace	368.0	$ -	$ -	$ -	$ -	$ -	$ -	$ -	$ -
1674	T621001087	PRE-08807	2020 RSV - T or C - South Uvas BV # 1	FP-NMG Transm Specific-Replace	369.0	$ -	$ -	$ -	$ -	$ -	$ -	$ -	$ -
1675	601001089	PRE-08848	UFG phase 1	FP-NMG Transm Stations-Replace	368.0	$ -	$ -	$ -	$ -	$ -	$ -	$ -	$ -
1676	601001089	PRE-08848	UFG phase 1	FP-NMG Transm Stations-Replace	369.0	$ -	$ -	$ -	$ -	$ -	$ -	$ -	$ -
1677	T624001090	TEMP	Make Piggable - Eunice ML	FP-NMG Transm Specific-Replace	367.1	$ -	$ -	$ -	$ -	$ -	$ -	$ -	$ -
1678	T624001090	TEMP	Make Piggable - Eunice ML	FP-NMG Transm Specific-Replace	368.0	$ -	$ -	$ -	$ -	$ -	$ -	$ -	$ -
1679	T624001090	TEMP	Make Piggable - Eunice ML	FP-NMG Transm Specific-Replace	369.0	$ -	$ -	$ -	$ -	$ -	$ -	$ -	$ -
1680	601001091	PRE-08849	UFG Phase 4	FP-NMG Transm Stations-Replace	368.0	$ -	$ -	$ -	$ -	$ -	$ -	$ -	$ -
1681	601001091	PRE-08849	UFG Phase 4	FP-NMG Transm Stations-Replace	369.0	$ -	$ -	$ -	$ -	$ -	$ -	$ -	$ -
1682	601001092	PRE-10022	UFG Phase 3	FP-NMG Transm Stations-Replace	368.0	$ -	$ -	$ -	$ -	$ -	$ -	$ -	$ -
1683	601001092	PRE-10022	UFG Phase 3	FP-NMG Transm Stations-Replace	369.0	$ -	$ -	$ -	$ -	$ -	$ -	$ -	$ -

NEW MEXICO GAS COMPANY, INC.

Plant Gross Activity
Base Period - 12 Months Ending March 31, 2023
Future Test Year - 12 Months Ending September 30, 2025

	A	B	C	D	E	F	G	H	I	J	K	L
3	Investment Number	FP Number	Investment Name	FP Type	FERC Account	4/30/2023	5/31/2023	6/30/2023	7/31/2023	8/31/2023	9/30/2023	10/31/2023
1684	T621001093	TEMP	RSV - Alamogordo ML - BV # 3	FP-NMG Transm Specific-Replace	367.1	$ -	$ -	$ -	$ -	$ -	$ -	$ -
1685	T621001093	TEMP	RSV - Alamogordo ML - BV # 3	FP-NMG Transm Specific-Replace	368.0	$ -	$ -	$ -	$ -	$ -	$ -	$ -
1686	T621001093	TEMP	RSV - Alamogordo ML - BV # 3	FP-NMG Transm Specific-Replace	369.0	$ -	$ -	$ -	$ -	$ -	$ -	$ -
1687	627001094	NEW-14204	LOV - AMR Installation	FP-NMG Dist Specifics-New	376.1	$ -	$ -	$ -	$ -	$ -	$ -	$ -
1688	627001094	NEW-14204	LOV - AMR Installation	FP-NMG Dist Specifics-New	376.2	$ -	$ -	$ -	$ -	$ -	$ -	$ -
1689	627001094	NEW-14204	LOV - AMR Installation	FP-NMG Dist Specifics-New	376.4	$ -	$ -	$ -	$ -	$ -	$ -	$ -
1690	601001095	PRE-10021	UFG Phase 2	FP-NMG Transm Stations-Replace	368.0	$ -	$ -	$ -	$ -	$ -	$ -	$ -
1691	601001095	PRE-10021	UFG Phase 2	FP-NMG Transm Stations-Replace	369.0	$ -	$ -	$ -	$ -	$ -	$ -	$ -
1692	T680001096	TEMP	ABQ 18in LP Indian Springs to Star Lake Make Piggable	FP-NMG Transm Specific-Replace	367.1	$ -	$ -	$ -	$ -	$ -	$ -	$ -
1693	T680001096	TEMP	ABQ 18in LP Indian Springs to Star Lake Make Piggable	FP-NMG Transm Specific-Replace	368.0	$ -	$ -	$ -	$ -	$ -	$ -	$ -
1694	T680001096	TEMP	ABQ 18in LP Indian Springs to Star Lake Make Piggable	FP-NMG Transm Specific-Replace	369.0	$ -	$ -	$ -	$ -	$ -	$ -	$ -
1695	T621001097	PRE-08803	RSV - Alamogordo ML - Walker Ranch BV # 5	FP-NMG Transm Specific-Replace	367.1	$ -	$ -	$ -	$ -	$ -	$ -	$ -
1696	T621001097	PRE-08803	RSV - Alamogordo ML - Walker Ranch BV # 5	FP-NMG Transm Specific-Replace	368.0	$ -	$ -	$ -	$ -	$ -	$ -	$ -
1697	T621001097	PRE-08803	RSV - Alamogordo ML - Walker Ranch BV # 5	FP-NMG Transm Specific-Replace	369.0	$ -	$ -	$ -	$ -	$ -	$ -	$ -
1698	601001098	TEMP	UFG Phase 5	FP-NMG Transm Stations-Replace	368.0	$ -	$ -	$ -	$ -	$ -	$ -	$ -
1699	601001098	TEMP	UFG Phase 5	FP-NMG Transm Stations-Replace	369.0	$ -	$ -	$ -	$ -	$ -	$ -	$ -
1700	T626001099	PRE-08780	Replace 500-ft of the Clovis 10-in ML at Sugar Beet and CR-10	FP-NMG Transm Mains-Replace	367.1	$ -	$ -	$ -	$ -	$ -	$ -	$ -
1701	T680001100	TEMP	Abq ML 24in HP Kutz to DOE Make Piggable	FP-NMG Transm Specific-Replace	367.1	$ -	$ -	$ -	$ -	$ -	$ -	$ -
1702	T680001100	TEMP	Abq ML 24in HP Kutz to DOE Make Piggable	FP-NMG Transm Specific-Replace	368.0	$ -	$ -	$ -	$ -	$ -	$ -	$ -
1703	T680001100	TEMP	Abq ML 24in HP Kutz to DOE Make Piggable	FP-NMG Transm Specific-Replace	369.0	$ -	$ -	$ -	$ -	$ -	$ -	$ -
1704	T624001101	PRE-08860	Monument and Eunice ML Junction Rebuild 2020	FP-NMG Transm Specific-Replace	367.1	$ -	$ -	$ -	$ -	$ -	$ -	$ -
1705	T624001101	PRE-08860	Monument and Eunice ML Junction Rebuild 2020	FP-NMG Transm Specific-Replace	368.0	$ -	$ -	$ -	$ -	$ -	$ -	$ -
1706	T624001101	PRE-08860	Monument and Eunice ML Junction Rebuild 2020	FP-NMG Transm Specific-Replace	369.0	$ -	$ -	$ -	$ -	$ -	$ -	$ -
1707	T624001102	TEMP	Make PIggable - Monument ML	FP-NMG Transm Specific-Replace	367.1	$ -	$ -	$ -	$ -	$ -	$ -	$ -
1708	T624001102	TEMP	Make PIggable - Monument ML	FP-NMG Transm Specific-Replace	368.0	$ -	$ -	$ -	$ -	$ -	$ -	$ -
1709	T624001102	TEMP	Make PIggable - Monument ML	FP-NMG Transm Specific-Replace	369.0	$ -	$ -	$ -	$ -	$ -	$ -	$ -
1710	601001103	NCP-14470	2021 Customer Digitalization	FP-NMG Intangible	303.3	$ -	$ -	$ -	$ -	$ -	$ -	$ -
1711	601001104	NCP-16161	NMGC Digitalization	FP-NMG Intangible	303.3	$ -	$ -	$ -	$ -	$ -	$ -	$ -
1712	T680001105	TEMP	Abq 20in HP DOE to Lybrook to Star Lake (MP61) Make Piggable	FP-NMG Transm Specific-Replace	367.1	$ -	$ -	$ -	$ -	$ -	$ -	$ -
1713	T680001105	TEMP	Abq 20in HP DOE to Lybrook to Star Lake (MP61) Make Piggable	FP-NMG Transm Specific-Replace	368.0	$ -	$ -	$ -	$ -	$ -	$ -	$ -
1714	T680001105	TEMP	Abq 20in HP DOE to Lybrook to Star Lake (MP61) Make Piggable	FP-NMG Transm Specific-Replace	369.0	$ -	$ -	$ -	$ -	$ -	$ -	$ -
1715	T624001106	PRE-08869	Lea County ML Make Piggable	FP-NMG Transm Specific-Replace	367.1	$ -	$ -	$ -	$ -	$ -	$ -	$ -
1716	T624001106	PRE-08869	Lea County ML Make Piggable	FP-NMG Transm Specific-Replace	368.0	$ -	$ -	$ -	$ -	$ -	$ -	$ -
1717	T624001106	PRE-08869	Lea County ML Make Piggable	FP-NMG Transm Specific-Replace	369.0	$ -	$ -	$ -	$ -	$ -	$ -	$ -
1718	T621001107	PRE-08821	RSV: T or C - Rock Hill BV #2	FP-NMG Transm Specific-Replace	367.1	$ -	$ -	$ -	$ -	$ -	$ -	$ -
1719	T621001107	PRE-08821	RSV: T or C - Rock Hill BV #2	FP-NMG Transm Specific-Replace	368.0	$ -	$ -	$ -	$ -	$ -	$ -	$ -
1720	T621001107	PRE-08821	RSV: T or C - Rock Hill BV #2	FP-NMG Transm Specific-Replace	369.0	$ -	$ -	$ -	$ -	$ -	$ -	$ -
1721	T680001108	PRE-08867	DOE ML I-II-III Make Piggable Split and update	FP-NMG Transm Specific-Replace	367.1	$ -	$ -	$ -	$ -	$ -	$ 735,976	$ -
1722	T680001108	PRE-08867	DOE ML I-II-III Make Piggable Split and update	FP-NMG Transm Specific-Replace	368.0	$ -	$ -	$ -	$ -	$ -	$ 105,139	$ -
1723	T680001108	PRE-08867	DOE ML I-II-III Make Piggable Split and update	FP-NMG Transm Specific-Replace	369.0	$ -	$ -	$ -	$ -	$ -	$ 210,279	$ -
1724	601001109	NCP-14728	2020 Inspection Manager CIP	FP-NMG Intangible	303.3	$ -	$ -	$ -	$ -	$ -	$ -	$ -
1725	601001110	NCP-15932	Inspection Manager CIP (2021)	FP-NMG Intangible	303.3	$ -	$ -	$ -	$ -	$ -	$ -	$ -
1726	T680001111	TEMP	Abq 20in LP Huerfano To DOE takeoff Make Piggable	FP-NMG Transm Specific-Replace	367.1	$ -	$ -	$ -	$ -	$ -	$ -	$ -
1727	T680001111	TEMP	Abq 20in LP Huerfano To DOE takeoff Make Piggable	FP-NMG Transm Specific-Replace	368.0	$ -	$ -	$ -	$ -	$ -	$ -	$ -
1728	T680001111	TEMP	Abq 20in LP Huerfano To DOE takeoff Make Piggable	FP-NMG Transm Specific-Replace	369.0	$ -	$ -	$ -	$ -	$ -	$ -	$ -
1729	601001112	NCP-16172	Inspection Manager CIP (2022)	FP-NMG Intangible	303.3	$ -	$ -	$ -	$ -	$ -	$ -	$ -
1730	601001113	NCP-14478	2020 PowerBI / Crystal Replace	FP-NMG Intangible	303.3	$ -	$ -	$ -	$ -	$ -	$ -	$ -
1731	T624001114	PRE-08806	RSV: Roswell ML - Dexter Elementary BV	FP-NMG Transm Specific-Replace	367.1	$ -	$ -	$ -	$ -	$ -	$ -	$ -
1732	T624001114	PRE-08806	RSV: Roswell ML - Dexter Elementary BV	FP-NMG Transm Specific-Replace	368.0	$ -	$ -	$ -	$ -	$ -	$ -	$ -
1733	T624001114	PRE-08806	RSV: Roswell ML - Dexter Elementary BV	FP-NMG Transm Specific-Replace	369.0	$ -	$ -	$ -	$ -	$ -	$ -	$ -
1734	T680001115	TEMP	Abq 24in HP Lybrook to Star Lake Make Piggable	FP-NMG Transm Specific-Replace	367.1	$ -	$ -	$ -	$ -	$ -	$ -	$ -
1735	T680001115	TEMP	Abq 24in HP Lybrook to Star Lake Make Piggable	FP-NMG Transm Specific-Replace	368.0	$ -	$ -	$ -	$ -	$ -	$ -	$ -
1736	T680001115	TEMP	Abq 24in HP Lybrook to Star Lake Make Piggable	FP-NMG Transm Specific-Replace	369.0	$ -	$ -	$ -	$ -	$ -	$ -	$ -
1737	T680001116	TEMP	RSV: DOE ML II 680 - Tee Pees BV - MP 29.99	FP-NMG Transm Specific-Replace	367.1	$ -	$ -	$ -	$ -	$ -	$ -	$ -
1738	T680001116	TEMP	RSV: DOE ML II 680 - Tee Pees BV - MP 29.99	FP-NMG Transm Specific-Replace	368.0	$ -	$ -	$ -	$ -	$ -	$ -	$ -
1739	T680001116	TEMP	RSV: DOE ML II 680 - Tee Pees BV - MP 29.99	FP-NMG Transm Specific-Replace	369.0	$ -	$ -	$ -	$ -	$ -	$ -	$ -

NEW MEXICO GAS COMPANY, INC.

Plant Gross Activity
Base Period - 12 Months Ending March 31, 2023
Future Test Year - 12 Months Ending September 30, 2025

	A	B	C	D	E	M	N	O	P	Q	R	S	T
3	Investment Number	FP Number	Investment Name	FP Type	FERC Account	11/30/2023	12/31/2023	1/31/2024	2/29/2024	3/31/2024	4/30/2024	5/31/2024	6/30/2024
1684	T621001093	TEMP	RSV - Alamogordo ML - BV # 3	FP-NMG Transm Specific-Replace	367.1	$ -	$ -	$ -	$ -	$ -	$ -	$ -	$ -
1685	T621001093	TEMP	RSV - Alamogordo ML - BV # 3	FP-NMG Transm Specific-Replace	368.0	$ -	$ -	$ -	$ -	$ -	$ -	$ -	$ -
1686	T621001093	TEMP	RSV - Alamogordo ML - BV # 3	FP-NMG Transm Specific-Replace	369.0	$ -	$ -	$ -	$ -	$ -	$ -	$ -	$ -
1687	627001094	NEW-14204	LOV - AMR Installation	FP-NMG Dist Specifics-New	376.1	$ -	$ -	$ -	$ -	$ -	$ -	$ -	$ -
1688	627001094	NEW-14204	LOV - AMR Installation	FP-NMG Dist Specifics-New	376.2	$ -	$ -	$ -	$ -	$ -	$ -	$ -	$ -
1689	627001094	NEW-14204	LOV - AMR Installation	FP-NMG Dist Specifics-New	376.4	$ -	$ -	$ -	$ -	$ -	$ -	$ -	$ -
1690	601001095	PRE-10021	UFG Phase 2	FP-NMG Transm Stations-Replace	368.0	$ -	$ 27,725	$ -	$ -	$ -	$ -	$ -	$ -
1691	601001095	PRE-10021	UFG Phase 2	FP-NMG Transm Stations-Replace	369.0	$ -	$ 110,900	$ -	$ -	$ -	$ -	$ -	$ -
1692	T680001096	TEMP	ABQ 18in LP Indian Springs to Star Lake Make Piggable	FP-NMG Transm Specific-Replace	367.1	$ -	$ -	$ -	$ -	$ -	$ -	$ -	$ -
1693	T680001096	TEMP	ABQ 18in LP Indian Springs to Star Lake Make Piggable	FP-NMG Transm Specific-Replace	368.0	$ -	$ -	$ -	$ -	$ -	$ -	$ -	$ -
1694	T680001096	TEMP	ABQ 18in LP Indian Springs to Star Lake Make Piggable	FP-NMG Transm Specific-Replace	369.0	$ -	$ -	$ -	$ -	$ -	$ -	$ -	$ -
1695	T621001097	PRE-08803	RSV - Alamogordo ML - Walker Ranch BV # 5	FP-NMG Transm Specific-Replace	367.1	$ -	$ -	$ -	$ -	$ -	$ -	$ -	$ -
1696	T621001097	PRE-08803	RSV - Alamogordo ML - Walker Ranch BV # 5	FP-NMG Transm Specific-Replace	368.0	$ -	$ -	$ -	$ -	$ -	$ -	$ -	$ -
1697	T621001097	PRE-08803	RSV - Alamogordo ML - Walker Ranch BV # 5	FP-NMG Transm Specific-Replace	369.0	$ -	$ -	$ -	$ -	$ -	$ -	$ -	$ -
1698	601001098	TEMP	UFG Phase 5	FP-NMG Transm Stations-Replace	368.0	$ -	$ -	$ -	$ -	$ -	$ -	$ -	$ -
1699	601001098	TEMP	UFG Phase 5	FP-NMG Transm Stations-Replace	369.0	$ -	$ -	$ -	$ -	$ -	$ -	$ -	$ -
1700	T626001099	PRE-08780	Replace 500-ft of the Clovis 10-in ML at Sugar Beet and CR-10	FP-NMG Transm Mains-Replace	367.1	$ -	$ -	$ -	$ -	$ -	$ -	$ -	$ -
1701	T680001100	TEMP	Abq ML 24in HP Kutz to DOE Make Piggable	FP-NMG Transm Specific-Replace	367.1	$ -	$ -	$ -	$ -	$ -	$ -	$ -	$ -
1702	T680001100	TEMP	Abq ML 24in HP Kutz to DOE Make Piggable	FP-NMG Transm Specific-Replace	368.0	$ -	$ -	$ -	$ -	$ -	$ -	$ -	$ -
1703	T680001100	TEMP	Abq ML 24in HP Kutz to DOE Make Piggable	FP-NMG Transm Specific-Replace	369.0	$ -	$ -	$ -	$ -	$ -	$ -	$ -	$ -
1704	T624001101	PRE-08860	Monument and Eunice ML Junction Rebuild 2020	FP-NMG Transm Specific-Replace	367.1	$ -	$ -	$ -	$ -	$ -	$ -	$ -	$ -
1705	T624001101	PRE-08860	Monument and Eunice ML Junction Rebuild 2020	FP-NMG Transm Specific-Replace	368.0	$ -	$ -	$ -	$ -	$ -	$ -	$ -	$ -
1706	T624001101	PRE-08860	Monument and Eunice ML Junction Rebuild 2020	FP-NMG Transm Specific-Replace	369.0	$ -	$ -	$ -	$ -	$ -	$ -	$ -	$ -
1707	T624001102	TEMP	Make PIggable - Monument ML	FP-NMG Transm Specific-Replace	367.1	$ -	$ -	$ -	$ -	$ -	$ -	$ -	$ -
1708	T624001102	TEMP	Make PIggable - Monument ML	FP-NMG Transm Specific-Replace	368.0	$ -	$ -	$ -	$ -	$ -	$ -	$ -	$ -
1709	T624001102	TEMP	Make PIggable - Monument ML	FP-NMG Transm Specific-Replace	369.0	$ -	$ -	$ -	$ -	$ -	$ -	$ -	$ -
1710	601001103	NCP-14470	2021 Customer Digitalization	FP-NMG Intangible	303.3	$ -	$ -	$ -	$ -	$ -	$ -	$ -	$ -
1711	601001104	NCP-16161	NMGC Digitalization	FP-NMG Intangible	303.3	$ -	$ -	$ -	$ -	$ -	$ -	$ -	$ -
1712	T680001105	TEMP	Abq 20in HP DOE to Lybrook to Star Lake (MP61) Make Piggable	FP-NMG Transm Specific-Replace	367.1	$ -	$ -	$ -	$ -	$ -	$ -	$ -	$ -
1713	T680001105	TEMP	Abq 20in HP DOE to Lybrook to Star Lake (MP61) Make Piggable	FP-NMG Transm Specific-Replace	368.0	$ -	$ -	$ -	$ -	$ -	$ -	$ -	$ -
1714	T680001105	TEMP	Abq 20in HP DOE to Lybrook to Star Lake (MP61) Make Piggable	FP-NMG Transm Specific-Replace	369.0	$ -	$ -	$ -	$ -	$ -	$ -	$ -	$ -
1715	T624001106	PRE-08869	Lea County ML Make Piggable	FP-NMG Transm Specific-Replace	367.1	$ -	$ -	$ -	$ -	$ -	$ -	$ -	$ -
1716	T624001106	PRE-08869	Lea County ML Make Piggable	FP-NMG Transm Specific-Replace	368.0	$ -	$ -	$ -	$ -	$ -	$ -	$ -	$ -
1717	T624001106	PRE-08869	Lea County ML Make Piggable	FP-NMG Transm Specific-Replace	369.0	$ -	$ -	$ -	$ -	$ -	$ -	$ -	$ -
1718	T621001107	PRE-08821	RSV: T or C - Rock Hill BV #2	FP-NMG Transm Specific-Replace	367.1	$ -	$ -	$ -	$ -	$ -	$ -	$ -	$ -
1719	T621001107	PRE-08821	RSV: T or C - Rock Hill BV #2	FP-NMG Transm Specific-Replace	368.0	$ -	$ -	$ -	$ -	$ -	$ -	$ -	$ -
1720	T621001107	PRE-08821	RSV: T or C - Rock Hill BV #2	FP-NMG Transm Specific-Replace	369.0	$ -	$ -	$ -	$ -	$ -	$ -	$ -	$ -
1721	T680001108	PRE-08867	DOE ML I-II-III Make Piggable Split and update	FP-NMG Transm Specific-Replace	367.1	$ -	$ -	$ -	$ -	$ -	$ -	$ -	$ -
1722	T680001108	PRE-08867	DOE ML I-II-III Make Piggable Split and update	FP-NMG Transm Specific-Replace	368.0	$ -	$ -	$ -	$ -	$ -	$ -	$ -	$ -
1723	T680001108	PRE-08867	DOE ML I-II-III Make Piggable Split and update	FP-NMG Transm Specific-Replace	369.0	$ -	$ -	$ -	$ -	$ -	$ -	$ -	$ -
1724	601001109	NCP-14728	2020 Inspection Manager CIP	FP-NMG Intangible	303.3	$ -	$ -	$ -	$ -	$ -	$ -	$ -	$ -
1725	601001110	NCP-15932	Inspection Manager CIP (2021)	FP-NMG Intangible	303.3	$ -	$ -	$ -	$ -	$ -	$ -	$ -	$ -
1726	T680001111	TEMP	Abq 20in LP Huerfano To DOE takeoff Make Piggable	FP-NMG Transm Specific-Replace	367.1	$ -	$ -	$ -	$ -	$ -	$ -	$ -	$ -
1727	T680001111	TEMP	Abq 20in LP Huerfano To DOE takeoff Make Piggable	FP-NMG Transm Specific-Replace	368.0	$ -	$ -	$ -	$ -	$ -	$ -	$ -	$ -
1728	T680001111	TEMP	Abq 20in LP Huerfano To DOE takeoff Make Piggable	FP-NMG Transm Specific-Replace	369.0	$ -	$ -	$ -	$ -	$ -	$ -	$ -	$ -
1729	601001112	NCP-16172	Inspection Manager CIP (2022)	FP-NMG Intangible	303.3	$ -	$ -	$ -	$ -	$ -	$ -	$ -	$ -
1730	601001113	NCP-14478	2020 PowerBI / Crystal Replace	FP-NMG Intangible	303.3	$ -	$ -	$ -	$ -	$ -	$ -	$ -	$ -
1731	T624001114	PRE-08806	RSV: Roswell ML - Dexter Elementary BV	FP-NMG Transm Specific-Replace	367.1	$ -	$ -	$ -	$ -	$ -	$ -	$ -	$ -
1732	T624001114	PRE-08806	RSV: Roswell ML - Dexter Elementary BV	FP-NMG Transm Specific-Replace	368.0	$ -	$ -	$ -	$ -	$ -	$ -	$ -	$ -
1733	T624001114	PRE-08806	RSV: Roswell ML - Dexter Elementary BV	FP-NMG Transm Specific-Replace	369.0	$ -	$ -	$ -	$ -	$ -	$ -	$ -	$ -
1734	T680001115	TEMP	Abq 24in HP Lybrook to Star Lake Make Piggable	FP-NMG Transm Specific-Replace	367.1	$ -	$ -	$ -	$ -	$ -	$ -	$ -	$ -
1735	T680001115	TEMP	Abq 24in HP Lybrook to Star Lake Make Piggable	FP-NMG Transm Specific-Replace	368.0	$ -	$ -	$ -	$ -	$ -	$ -	$ -	$ -
1736	T680001115	TEMP	Abq 24in HP Lybrook to Star Lake Make Piggable	FP-NMG Transm Specific-Replace	369.0	$ -	$ -	$ -	$ -	$ -	$ -	$ -	$ -
1737	T680001116	TEMP	RSV: DOE ML II 680 - Tee Pees BV - MP 29.99	FP-NMG Transm Specific-Replace	367.1	$ -	$ -	$ -	$ -	$ -	$ -	$ -	$ -
1738	T680001116	TEMP	RSV: DOE ML II 680 - Tee Pees BV - MP 29.99	FP-NMG Transm Specific-Replace	368.0	$ -	$ -	$ -	$ -	$ -	$ -	$ -	$ -
1739	T680001116	TEMP	RSV: DOE ML II 680 - Tee Pees BV - MP 29.99	FP-NMG Transm Specific-Replace	369.0	$ -	$ -	$ -	$ -	$ -	$ -	$ -	$ -

NEW MEXICO GAS COMPANY, INC.

Plant Gross Activity
Base Period - 12 Months Ending March 31, 2023
Future Test Year - 12 Months Ending September 30, 2025

	A	B	C	D	E	U	V	W	X	Y	Z	AA
3	Investment Number	FP Number	Investment Name	FP Type	FERC Account	7/31/2024	8/31/2024	9/30/2024	10/31/2024	11/30/2024	12/31/2024	1/31/2025
1684	T621001093	TEMP	RSV - Alamogordo ML - BV # 3	FP-NMG Transm Specific-Replace	367.1	$ -	$ -	$ -	$ -	$ -	$ -	$ -
1685	T621001093	TEMP	RSV - Alamogordo ML - BV # 3	FP-NMG Transm Specific-Replace	368.0	$ -	$ -	$ -	$ -	$ -	$ -	$ -
1686	T621001093	TEMP	RSV - Alamogordo ML - BV # 3	FP-NMG Transm Specific-Replace	369.0	$ -	$ -	$ -	$ -	$ -	$ -	$ -
1687	627001094	NEW-14204	LOV - AMR Installation	FP-NMG Dist Specifics-New	376.1	$ -	$ -	$ -	$ -	$ -	$ -	$ -
1688	627001094	NEW-14204	LOV - AMR Installation	FP-NMG Dist Specifics-New	376.2	$ -	$ -	$ -	$ -	$ -	$ -	$ -
1689	627001094	NEW-14204	LOV - AMR Installation	FP-NMG Dist Specifics-New	376.4	$ -	$ -	$ -	$ -	$ -	$ -	$ -
1690	601001095	PRE-10021	UFG Phase 2	FP-NMG Transm Stations-Replace	368.0	$ -	$ -	$ -	$ -	$ -	$ -	$ -
1691	601001095	PRE-10021	UFG Phase 2	FP-NMG Transm Stations-Replace	369.0	$ -	$ -	$ -	$ -	$ -	$ -	$ -
1692	T680001096	TEMP	ABQ 18in LP Indian Springs to Star Lake Make Piggable	FP-NMG Transm Specific-Replace	367.1	$ -	$ -	$ -	$ -	$ -	$ -	$ -
1693	T680001096	TEMP	ABQ 18in LP Indian Springs to Star Lake Make Piggable	FP-NMG Transm Specific-Replace	368.0	$ -	$ -	$ -	$ -	$ -	$ -	$ -
1694	T680001096	TEMP	ABQ 18in LP Indian Springs to Star Lake Make Piggable	FP-NMG Transm Specific-Replace	369.0	$ -	$ -	$ -	$ -	$ -	$ -	$ -
1695	T621001097	PRE-08803	RSV - Alamogordo ML - Walker Ranch BV # 5	FP-NMG Transm Specific-Replace	367.1	$ -	$ -	$ -	$ -	$ -	$ -	$ -
1696	T621001097	PRE-08803	RSV - Alamogordo ML - Walker Ranch BV # 5	FP-NMG Transm Specific-Replace	368.0	$ -	$ -	$ -	$ -	$ -	$ -	$ -
1697	T621001097	PRE-08803	RSV - Alamogordo ML - Walker Ranch BV # 5	FP-NMG Transm Specific-Replace	369.0	$ -	$ -	$ -	$ -	$ -	$ -	$ -
1698	601001098	TEMP	UFG Phase 5	FP-NMG Transm Stations-Replace	368.0	$ -	$ -	$ -	$ -	$ -	$ -	$ -
1699	601001098	TEMP	UFG Phase 5	FP-NMG Transm Stations-Replace	369.0	$ -	$ -	$ -	$ -	$ -	$ -	$ -
1700	T626001099	PRE-08780	Replace 500-ft of the Clovis 10-in ML at Sugar Beet and CR-10	FP-NMG Transm Mains-Replace	367.1	$ -	$ -	$ -	$ -	$ -	$ -	$ -
1701	T680001100	TEMP	Abq ML 24in HP Kutz to DOE Make Piggable	FP-NMG Transm Specific-Replace	367.1	$ -	$ -	$ -	$ -	$ -	$ 366,361	$ -
1702	T680001100	TEMP	Abq ML 24in HP Kutz to DOE Make Piggable	FP-NMG Transm Specific-Replace	368.0	$ -	$ -	$ -	$ -	$ -	$ 52,337	$ -
1703	T680001100	TEMP	Abq ML 24in HP Kutz to DOE Make Piggable	FP-NMG Transm Specific-Replace	369.0	$ -	$ -	$ -	$ -	$ -	$ 104,675	$ -
1704	T624001101	PRE-08860	Monument and Eunice ML Junction Rebuild 2020	FP-NMG Transm Specific-Replace	367.1	$ -	$ -	$ -	$ -	$ -	$ -	$ -
1705	T624001101	PRE-08860	Monument and Eunice ML Junction Rebuild 2020	FP-NMG Transm Specific-Replace	368.0	$ -	$ -	$ -	$ -	$ -	$ -	$ -
1706	T624001101	PRE-08860	Monument and Eunice ML Junction Rebuild 2020	FP-NMG Transm Specific-Replace	369.0	$ -	$ -	$ -	$ -	$ -	$ -	$ -
1707	T624001102	TEMP	Make PIggable - Monument ML	FP-NMG Transm Specific-Replace	367.1	$ -	$ -	$ -	$ -	$ -	$ -	$ -
1708	T624001102	TEMP	Make PIggable - Monument ML	FP-NMG Transm Specific-Replace	368.0	$ -	$ -	$ -	$ -	$ -	$ -	$ -
1709	T624001102	TEMP	Make PIggable - Monument ML	FP-NMG Transm Specific-Replace	369.0	$ -	$ -	$ -	$ -	$ -	$ -	$ -
1710	601001103	NCP-14470	2021 Customer Digitalization	FP-NMG Intangible	303.3	$ -	$ -	$ -	$ -	$ -	$ -	$ -
1711	601001104	NCP-16161	NMGC Digitalization	FP-NMG Intangible	303.3	$ -	$ -	$ -	$ -	$ -	$ -	$ -
1712	T680001105	TEMP	Abq 20in HP DOE to Lybrook to Star Lake (MP61) Make Piggable	FP-NMG Transm Specific-Replace	367.1	$ -	$ -	$ -	$ -	$ -	$ -	$ -
1713	T680001105	TEMP	Abq 20in HP DOE to Lybrook to Star Lake (MP61) Make Piggable	FP-NMG Transm Specific-Replace	368.0	$ -	$ -	$ -	$ -	$ -	$ -	$ -
1714	T680001105	TEMP	Abq 20in HP DOE to Lybrook to Star Lake (MP61) Make Piggable	FP-NMG Transm Specific-Replace	369.0	$ -	$ -	$ -	$ -	$ -	$ -	$ -
1715	T624001106	PRE-08869	Lea County ML Make Piggable	FP-NMG Transm Specific-Replace	367.1	$ -	$ -	$ -	$ -	$ 1,315,374	$ -	$ -
1716	T624001106	PRE-08869	Lea County ML Make Piggable	FP-NMG Transm Specific-Replace	368.0	$ -	$ -	$ -	$ -	$ 187,911	$ -	$ -
1717	T624001106	PRE-08869	Lea County ML Make Piggable	FP-NMG Transm Specific-Replace	369.0	$ -	$ -	$ -	$ -	$ 375,821	$ -	$ -
1718	T621001107	PRE-08821	RSV: T or C - Rock Hill BV #2	FP-NMG Transm Specific-Replace	367.1	$ -	$ -	$ -	$ -	$ -	$ -	$ -
1719	T621001107	PRE-08821	RSV: T or C - Rock Hill BV #2	FP-NMG Transm Specific-Replace	368.0	$ -	$ -	$ -	$ -	$ -	$ -	$ -
1720	T621001107	PRE-08821	RSV: T or C - Rock Hill BV #2	FP-NMG Transm Specific-Replace	369.0	$ -	$ -	$ -	$ -	$ -	$ -	$ -
1721	T680001108	PRE-08867	DOE ML I-II-III Make Piggable Split and update	FP-NMG Transm Specific-Replace	367.1	$ -	$ -	$ -	$ -	$ -	$ -	$ -
1722	T680001108	PRE-08867	DOE ML I-II-III Make Piggable Split and update	FP-NMG Transm Specific-Replace	368.0	$ -	$ -	$ -	$ -	$ -	$ -	$ -
1723	T680001108	PRE-08867	DOE ML I-II-III Make Piggable Split and update	FP-NMG Transm Specific-Replace	369.0	$ -	$ -	$ -	$ -	$ -	$ -	$ -
1724	601001109	NCP-14728	2020 Inspection Manager CIP	FP-NMG Intangible	303.3	$ -	$ -	$ -	$ -	$ -	$ -	$ -
1725	601001110	NCP-15932	Inspection Manager CIP (2021)	FP-NMG Intangible	303.3	$ -	$ -	$ -	$ -	$ -	$ -	$ -
1726	T680001111	TEMP	Abq 20in LP Huerfano To DOE takeoff Make Piggable	FP-NMG Transm Specific-Replace	367.1	$ -	$ -	$ -	$ -	$ -	$ -	$ -
1727	T680001111	TEMP	Abq 20in LP Huerfano To DOE takeoff Make Piggable	FP-NMG Transm Specific-Replace	368.0	$ -	$ -	$ -	$ -	$ -	$ -	$ -
1728	T680001111	TEMP	Abq 20in LP Huerfano To DOE takeoff Make Piggable	FP-NMG Transm Specific-Replace	369.0	$ -	$ -	$ -	$ -	$ -	$ -	$ -
1729	601001112	NCP-16172	Inspection Manager CIP (2022)	FP-NMG Intangible	303.3	$ -	$ -	$ -	$ -	$ -	$ -	$ -
1730	601001113	NCP-14478	2020 PowerBI / Crystal Replace	FP-NMG Intangible	303.3	$ -	$ -	$ -	$ -	$ -	$ -	$ -
1731	T624001114	PRE-08806	RSV: Roswell ML - Dexter Elementary BV	FP-NMG Transm Specific-Replace	367.1	$ -	$ -	$ -	$ -	$ -	$ -	$ -
1732	T624001114	PRE-08806	RSV: Roswell ML - Dexter Elementary BV	FP-NMG Transm Specific-Replace	368.0	$ -	$ -	$ -	$ -	$ -	$ -	$ -
1733	T624001114	PRE-08806	RSV: Roswell ML - Dexter Elementary BV	FP-NMG Transm Specific-Replace	369.0	$ -	$ -	$ -	$ -	$ -	$ -	$ -
1734	T680001115	TEMP	Abq 24in HP Lybrook to Star Lake Make Piggable	FP-NMG Transm Specific-Replace	367.1	$ -	$ -	$ -	$ -	$ -	$ -	$ -
1735	T680001115	TEMP	Abq 24in HP Lybrook to Star Lake Make Piggable	FP-NMG Transm Specific-Replace	368.0	$ -	$ -	$ -	$ -	$ -	$ -	$ -
1736	T680001115	TEMP	Abq 24in HP Lybrook to Star Lake Make Piggable	FP-NMG Transm Specific-Replace	369.0	$ -	$ -	$ -	$ -	$ -	$ -	$ -
1737	T680001116	TEMP	RSV: DOE ML II 680 - Tee Pees BV - MP 29.99	FP-NMG Transm Specific-Replace	367.1	$ -	$ -	$ -	$ -	$ -	$ -	$ -
1738	T680001116	TEMP	RSV: DOE ML II 680 - Tee Pees BV - MP 29.99	FP-NMG Transm Specific-Replace	368.0	$ -	$ -	$ -	$ -	$ -	$ -	$ -
1739	T680001116	TEMP	RSV: DOE ML II 680 - Tee Pees BV - MP 29.99	FP-NMG Transm Specific-Replace	369.0	$ -	$ -	$ -	$ -	$ -	$ -	$ -

NEW MEXICO GAS COMPANY, INC.

Plant Gross Activity
Base Period - 12 Months Ending March 31, 2023
Future Test Year - 12 Months Ending September 30, 2025

	A	B	C	D	E	AB	AC	AD	AE	AF	AG	AH	AI
3	Investment Number	FP Number	Investment Name	FP Type	FERC Account	2/28/2025	3/31/2025	4/30/2025	5/31/2025	6/30/2025	7/31/2025	8/31/2025	9/30/2025
1684	T621001093	TEMP	RSV - Alamogordo ML - BV # 3	FP-NMG Transm Specific-Replace	367.1	$ -	$ -	$ -	$ -	$ -	$ -	$ -	$ -
1685	T621001093	TEMP	RSV - Alamogordo ML - BV # 3	FP-NMG Transm Specific-Replace	368.0	$ -	$ -	$ -	$ -	$ -	$ -	$ -	$ -
1686	T621001093	TEMP	RSV - Alamogordo ML - BV # 3	FP-NMG Transm Specific-Replace	369.0	$ -	$ -	$ -	$ -	$ -	$ -	$ -	$ -
1687	627001094	NEW-14204	LOV - AMR Installation	FP-NMG Dist Specifics-New	376.1	$ -	$ -	$ -	$ -	$ -	$ -	$ -	$ 156,704
1688	627001094	NEW-14204	LOV - AMR Installation	FP-NMG Dist Specifics-New	376.2	$ -	$ -	$ -	$ -	$ -	$ -	$ -	$ 121,881
1689	627001094	NEW-14204	LOV - AMR Installation	FP-NMG Dist Specifics-New	376.4	$ -	$ -	$ -	$ -	$ -	$ -	$ -	$ 69,646
1690	601001095	PRE-10021	UFG Phase 2	FP-NMG Transm Stations-Replace	368.0	$ -	$ -	$ -	$ -	$ -	$ -	$ -	$ -
1691	601001095	PRE-10021	UFG Phase 2	FP-NMG Transm Stations-Replace	369.0	$ -	$ -	$ -	$ -	$ -	$ -	$ -	$ -
1692	T680001096	TEMP	ABQ 18in LP Indian Springs to Star Lake Make Piggable	FP-NMG Transm Specific-Replace	367.1	$ -	$ -	$ -	$ -	$ -	$ -	$ -	$ -
1693	T680001096	TEMP	ABQ 18in LP Indian Springs to Star Lake Make Piggable	FP-NMG Transm Specific-Replace	368.0	$ -	$ -	$ -	$ -	$ -	$ -	$ -	$ -
1694	T680001096	TEMP	ABQ 18in LP Indian Springs to Star Lake Make Piggable	FP-NMG Transm Specific-Replace	369.0	$ -	$ -	$ -	$ -	$ -	$ -	$ -	$ -
1695	T621001097	PRE-08803	RSV - Alamogordo ML - Walker Ranch BV # 5	FP-NMG Transm Specific-Replace	367.1	$ -	$ -	$ -	$ -	$ -	$ -	$ -	$ -
1696	T621001097	PRE-08803	RSV - Alamogordo ML - Walker Ranch BV # 5	FP-NMG Transm Specific-Replace	368.0	$ -	$ -	$ -	$ -	$ -	$ -	$ -	$ -
1697	T621001097	PRE-08803	RSV - Alamogordo ML - Walker Ranch BV # 5	FP-NMG Transm Specific-Replace	369.0	$ -	$ -	$ -	$ -	$ -	$ -	$ -	$ -
1698	601001098	TEMP	UFG Phase 5	FP-NMG Transm Stations-Replace	368.0	$ -	$ -	$ -	$ -	$ -	$ -	$ -	$ -
1699	601001098	TEMP	UFG Phase 5	FP-NMG Transm Stations-Replace	369.0	$ -	$ -	$ -	$ -	$ -	$ -	$ -	$ -
1700	T626001099	PRE-08780	Replace 500-ft of the Clovis 10-in ML at Sugar Beet and CR-10	FP-NMG Transm Mains-Replace	367.1	$ -	$ -	$ -	$ -	$ -	$ -	$ -	$ -
1701	T680001100	TEMP	Abq ML 24in HP Kutz to DOE Make Piggable	FP-NMG Transm Specific-Replace	367.1	$ -	$ -	$ -	$ -	$ -	$ -	$ -	$ -
1702	T680001100	TEMP	Abq ML 24in HP Kutz to DOE Make Piggable	FP-NMG Transm Specific-Replace	368.0	$ -	$ -	$ -	$ -	$ -	$ -	$ -	$ -
1703	T680001100	TEMP	Abq ML 24in HP Kutz to DOE Make Piggable	FP-NMG Transm Specific-Replace	369.0	$ -	$ -	$ -	$ -	$ -	$ -	$ -	$ -
1704	T624001101	PRE-08860	Monument and Eunice ML Junction Rebuild 2020	FP-NMG Transm Specific-Replace	367.1	$ -	$ -	$ -	$ -	$ -	$ -	$ -	$ -
1705	T624001101	PRE-08860	Monument and Eunice ML Junction Rebuild 2020	FP-NMG Transm Specific-Replace	368.0	$ -	$ -	$ -	$ -	$ -	$ -	$ -	$ -
1706	T624001101	PRE-08860	Monument and Eunice ML Junction Rebuild 2020	FP-NMG Transm Specific-Replace	369.0	$ -	$ -	$ -	$ -	$ -	$ -	$ -	$ -
1707	T624001102	TEMP	Make PIggable - Monument ML	FP-NMG Transm Specific-Replace	367.1	$ -	$ -	$ -	$ -	$ -	$ -	$ -	$ -
1708	T624001102	TEMP	Make PIggable - Monument ML	FP-NMG Transm Specific-Replace	368.0	$ -	$ -	$ -	$ -	$ -	$ -	$ -	$ -
1709	T624001102	TEMP	Make PIggable - Monument ML	FP-NMG Transm Specific-Replace	369.0	$ -	$ -	$ -	$ -	$ -	$ -	$ -	$ -
1710	601001103	NCP-14470	2021 Customer Digitalization	FP-NMG Intangible	303.3	$ -	$ -	$ -	$ -	$ -	$ -	$ -	$ -
1711	601001104	NCP-16161	NMGC Digitalization	FP-NMG Intangible	303.3	$ -	$ -	$ -	$ -	$ -	$ -	$ -	$ -
1712	T680001105	TEMP	Abq 20in HP DOE to Lybrook to Star Lake (MP61) Make Piggable	FP-NMG Transm Specific-Replace	367.1	$ -	$ -	$ -	$ -	$ -	$ -	$ -	$ -
1713	T680001105	TEMP	Abq 20in HP DOE to Lybrook to Star Lake (MP61) Make Piggable	FP-NMG Transm Specific-Replace	368.0	$ -	$ -	$ -	$ -	$ -	$ -	$ -	$ -
1714	T680001105	TEMP	Abq 20in HP DOE to Lybrook to Star Lake (MP61) Make Piggable	FP-NMG Transm Specific-Replace	369.0	$ -	$ -	$ -	$ -	$ -	$ -	$ -	$ -
1715	T624001106	PRE-08869	Lea County ML Make Piggable	FP-NMG Transm Specific-Replace	367.1	$ -	$ -	$ -	$ -	$ -	$ -	$ -	$ -
1716	T624001106	PRE-08869	Lea County ML Make Piggable	FP-NMG Transm Specific-Replace	368.0	$ -	$ -	$ -	$ -	$ -	$ -	$ -	$ -
1717	T624001106	PRE-08869	Lea County ML Make Piggable	FP-NMG Transm Specific-Replace	369.0	$ -	$ -	$ -	$ -	$ -	$ -	$ -	$ -
1718	T621001107	PRE-08821	RSV: T or C - Rock Hill BV #2	FP-NMG Transm Specific-Replace	367.1	$ -	$ -	$ -	$ -	$ -	$ -	$ -	$ -
1719	T621001107	PRE-08821	RSV: T or C - Rock Hill BV #2	FP-NMG Transm Specific-Replace	368.0	$ -	$ -	$ -	$ -	$ -	$ -	$ -	$ -
1720	T621001107	PRE-08821	RSV: T or C - Rock Hill BV #2	FP-NMG Transm Specific-Replace	369.0	$ -	$ -	$ -	$ -	$ -	$ -	$ -	$ -
1721	T680001108	PRE-08867	DOE ML I-II-III Make Piggable Split and update	FP-NMG Transm Specific-Replace	367.1	$ -	$ -	$ -	$ -	$ -	$ -	$ -	$ -
1722	T680001108	PRE-08867	DOE ML I-II-III Make Piggable Split and update	FP-NMG Transm Specific-Replace	368.0	$ -	$ -	$ -	$ -	$ -	$ -	$ -	$ -
1723	T680001108	PRE-08867	DOE ML I-II-III Make Piggable Split and update	FP-NMG Transm Specific-Replace	369.0	$ -	$ -	$ -	$ -	$ -	$ -	$ -	$ -
1724	601001109	NCP-14728	2020 Inspection Manager CIP	FP-NMG Intangible	303.3	$ -	$ -	$ -	$ -	$ -	$ -	$ -	$ -
1725	601001110	NCP-15932	Inspection Manager CIP (2021)	FP-NMG Intangible	303.3	$ -	$ -	$ -	$ -	$ -	$ -	$ -	$ -
1726	T680001111	TEMP	Abq 20in LP Huerfano To DOE takeoff Make Piggable	FP-NMG Transm Specific-Replace	367.1	$ -	$ -	$ -	$ -	$ -	$ -	$ -	$ -
1727	T680001111	TEMP	Abq 20in LP Huerfano To DOE takeoff Make Piggable	FP-NMG Transm Specific-Replace	368.0	$ -	$ -	$ -	$ -	$ -	$ -	$ -	$ -
1728	T680001111	TEMP	Abq 20in LP Huerfano To DOE takeoff Make Piggable	FP-NMG Transm Specific-Replace	369.0	$ -	$ -	$ -	$ -	$ -	$ -	$ -	$ -
1729	601001112	NCP-16172	Inspection Manager CIP (2022)	FP-NMG Intangible	303.3	$ -	$ -	$ -	$ -	$ -	$ -	$ -	$ -
1730	601001113	NCP-14478	2020 PowerBI / Crystal Replace	FP-NMG Intangible	303.3	$ -	$ -	$ -	$ -	$ -	$ -	$ -	$ -
1731	T624001114	PRE-08806	RSV: Roswell ML - Dexter Elementary BV	FP-NMG Transm Specific-Replace	367.1	$ -	$ -	$ -	$ -	$ -	$ -	$ -	$ -
1732	T624001114	PRE-08806	RSV: Roswell ML - Dexter Elementary BV	FP-NMG Transm Specific-Replace	368.0	$ -	$ -	$ -	$ -	$ -	$ -	$ -	$ -
1733	T624001114	PRE-08806	RSV: Roswell ML - Dexter Elementary BV	FP-NMG Transm Specific-Replace	369.0	$ -	$ -	$ -	$ -	$ -	$ -	$ -	$ -
1734	T680001115	TEMP	Abq 24in HP Lybrook to Star Lake Make Piggable	FP-NMG Transm Specific-Replace	367.1	$ -	$ -	$ -	$ -	$ -	$ -	$ -	$ -
1735	T680001115	TEMP	Abq 24in HP Lybrook to Star Lake Make Piggable	FP-NMG Transm Specific-Replace	368.0	$ -	$ -	$ -	$ -	$ -	$ -	$ -	$ -
1736	T680001115	TEMP	Abq 24in HP Lybrook to Star Lake Make Piggable	FP-NMG Transm Specific-Replace	369.0	$ -	$ -	$ -	$ -	$ -	$ -	$ -	$ -
1737	T680001116	TEMP	RSV: DOE ML II 680 - Tee Pees BV - MP 29.99	FP-NMG Transm Specific-Replace	367.1	$ -	$ -	$ -	$ -	$ -	$ -	$ -	$ -
1738	T680001116	TEMP	RSV: DOE ML II 680 - Tee Pees BV - MP 29.99	FP-NMG Transm Specific-Replace	368.0	$ -	$ -	$ -	$ -	$ -	$ -	$ -	$ -
1739	T680001116	TEMP	RSV: DOE ML II 680 - Tee Pees BV - MP 29.99	FP-NMG Transm Specific-Replace	369.0	$ -	$ -	$ -	$ -	$ -	$ -	$ -	$ -

NEW MEXICO GAS COMPANY, INC.

Plant Gross Activity
Base Period - 12 Months Ending March 31, 2023
Future Test Year - 12 Months Ending September 30, 2025

	A	B	C	D	E	F	G	H	I	J	K	L
3	Investment Number	FP Number	Investment Name	FP Type	FERC Account	4/30/2023	5/31/2023	6/30/2023	7/31/2023	8/31/2023	9/30/2023	10/31/2023
1740	T610001117	PRE-08872	Los Lunas 12in Aragon Rd to Los Lunas BV Make Piggable	FP-NMG Transm Specific-Replace	367.1	$ -	$ -	$ -	$ -	$ -	$ -	$ -
1741	T610001117	PRE-08872	Los Lunas 12in Aragon Rd to Los Lunas BV Make Piggable	FP-NMG Transm Specific-Replace	368.0	$ -	$ -	$ -	$ -	$ -	$ -	$ -
1742	T610001117	PRE-08872	Los Lunas 12in Aragon Rd to Los Lunas BV Make Piggable	FP-NMG Transm Specific-Replace	369.0	$ -	$ -	$ -	$ -	$ -	$ -	$ -
1743	T680001118	TEMP	RSV: DOE ML II 680 - Continental Divide BV - MP 39.92	FP-NMG Transm Specific-Replace	367.1	$ -	$ -	$ -	$ -	$ -	$ -	$ -
1744	T680001118	TEMP	RSV: DOE ML II 680 - Continental Divide BV - MP 39.92	FP-NMG Transm Specific-Replace	368.0	$ -	$ -	$ -	$ -	$ -	$ -	$ -
1745	T680001118	TEMP	RSV: DOE ML II 680 - Continental Divide BV - MP 39.92	FP-NMG Transm Specific-Replace	369.0	$ -	$ -	$ -	$ -	$ -	$ -	$ -
1746	T624001119	PRE-08829	Amax-Carlsbad-Pecos Valley ML Tie-In, Duke Indian Hills Phase II	FP-NMG Transm Specific-Replace	367.1	$ -	$ -	$ -	$ -	$ -	$ -	$ -
1747	T624001119	PRE-08829	Amax-Carlsbad-Pecos Valley ML Tie-In, Duke Indian Hills Phase II	FP-NMG Transm Specific-Replace	368.0	$ -	$ -	$ -	$ -	$ -	$ -	$ -
1748	T624001119	PRE-08829	Amax-Carlsbad-Pecos Valley ML Tie-In, Duke Indian Hills Phase II	FP-NMG Transm Specific-Replace	369.0	$ -	$ -	$ -	$ -	$ -	$ -	$ -
1749	T621001120	PRE-08883	Alamogordo BV 1.5 Rebuild	FP-NMG Transm Stations-Replace	368.0	$ -	$ -	$ -	$ -	$ -	$ -	$ -
1750	T621001120	PRE-08883	Alamogordo BV 1.5 Rebuild	FP-NMG Transm Stations-Replace	369.0	$ -	$ -	$ -	$ -	$ -	$ -	$ -
1751	T621001121	PRE-09060	MAOP Replace Alamogordo A Line 10 miles Chap to BV1.5	FP-NMG Transm Specific-Replace	367.1	$ -	$ -	$ -	$ -	$ -	$ -	$ -
1752	T621001121	PRE-09060	MAOP Replace Alamogordo A Line 10 miles Chap to BV1.5	FP-NMG Transm Specific-Replace	368.0	$ -	$ -	$ -	$ -	$ -	$ -	$ -
1753	T621001121	PRE-09060	MAOP Replace Alamogordo A Line 10 miles Chap to BV1.5	FP-NMG Transm Specific-Replace	369.0	$ -	$ -	$ -	$ -	$ -	$ -	$ -
1754	T621001122	PRE-08901	Alamogordo B Line 5 mile replacement Phase II	FP-NMG Transm Mains-Replace	367.1	$ -	$ -	$ -	$ -	$ -	$ -	$ -
1755	T621001123	TEMP	Chamberino 12in ML Chambrino BV No1 to Port of Entry Make Piggable	FP-NMG Transm Specific-Replace	367.1	$ -	$ -	$ -	$ -	$ -	$ -	$ -
1756	T621001123	TEMP	Chamberino 12in ML Chambrino BV No1 to Port of Entry Make Piggable	FP-NMG Transm Specific-Replace	368.0	$ -	$ -	$ -	$ -	$ -	$ -	$ -
1757	T621001123	TEMP	Chamberino 12in ML Chambrino BV No1 to Port of Entry Make Piggable	FP-NMG Transm Specific-Replace	369.0	$ -	$ -	$ -	$ -	$ -	$ -	$ -
1758	T621001124	PRE-08902	Alamogordo B Line 5 mile replacement Phase III	FP-NMG Transm Mains-Replace	367.1	$ -	$ -	$ -	$ -	$ -	$ -	$ -
1759	T680001125	TEMP	RSV: DOE ML I 550 - Bannon Block Valve - Turtle Mountain - MP 7.7	FP-NMG Transm Specific-Replace	367.1	$ -	$ -	$ -	$ -	$ -	$ -	$ -
1760	T680001125	TEMP	RSV: DOE ML I 550 - Bannon Block Valve - Turtle Mountain - MP 7.7	FP-NMG Transm Specific-Replace	368.0	$ -	$ -	$ -	$ -	$ -	$ -	$ -
1761	T680001125	TEMP	RSV: DOE ML I 550 - Bannon Block Valve - Turtle Mountain - MP 7.7	FP-NMG Transm Specific-Replace	369.0	$ -	$ -	$ -	$ -	$ -	$ -	$ -
1762	601001126	PRE-08926	RTU 2020	FP-NMG Dist Specific-Replace	376.1	$ -	$ -	$ -	$ -	$ -	$ -	$ -
1763	601001126	PRE-08926	RTU 2020	FP-NMG Dist Specific-Replace	376.2	$ -	$ -	$ -	$ -	$ -	$ -	$ -
1764	601001126	PRE-08926	RTU 2020	FP-NMG Dist Specific-Replace	376.4	$ -	$ -	$ -	$ -	$ -	$ -	$ -
1765	601001126	PRE-08926	RTU 2020	FP-NMG Dist Specific-Replace	380.0	$ -	$ -	$ -	$ -	$ -	$ -	$ -
1766	T660001127	TEMP	Make Piggable Update -LA#3 Caja to Ottowi	FP-NMG Transm Specific-Replace	367.1	$ -	$ -	$ -	$ -	$ -	$ -	$ -
1767	T660001127	TEMP	Make Piggable Update -LA#3 Caja to Ottowi	FP-NMG Transm Specific-Replace	368.0	$ -	$ -	$ -	$ -	$ -	$ -	$ -
1768	T660001127	TEMP	Make Piggable Update -LA#3 Caja to Ottowi	FP-NMG Transm Specific-Replace	369.0	$ -	$ -	$ -	$ -	$ -	$ -	$ -
1769	601001128	NCP-14627	2020 Application Development Collaboration Tool	FP-NMG Intangible	303.3	$ -	$ -	$ -	$ -	$ -	$ -	$ -
1770	601001129	PRE-09100	RTU Phase 4	FP-NMG Dist Specific-Replace	376.1	$ -	$ -	$ -	$ -	$ -	$ -	$ -
1771	601001129	PRE-09100	RTU Phase 4	FP-NMG Dist Specific-Replace	376.2	$ -	$ -	$ -	$ -	$ -	$ -	$ -
1772	601001129	PRE-09100	RTU Phase 4	FP-NMG Dist Specific-Replace	376.4	$ -	$ -	$ -	$ -	$ -	$ -	$ -
1773	601001129	PRE-09100	RTU Phase 4	FP-NMG Dist Specific-Replace	380.0	$ -	$ -	$ -	$ -	$ -	$ -	$ -
1774	T680001130	TEMP	RSV: DOE ML II 680 Venado Canyon BV 3 MP 20	FP-NMG Transm Specific-Replace	367.1	$ -	$ -	$ -	$ -	$ -	$ -	$ -
1775	T680001130	TEMP	RSV: DOE ML II 680 Venado Canyon BV 3 MP 20	FP-NMG Transm Specific-Replace	368.0	$ -	$ -	$ -	$ -	$ -	$ -	$ -
1776	T680001130	TEMP	RSV: DOE ML II 680 Venado Canyon BV 3 MP 20	FP-NMG Transm Specific-Replace	369.0	$ -	$ -	$ -	$ -	$ -	$ -	$ -
1777	601001131	PRE-09909	RTU Phase 1	FP-NMG Dist Specific-Replace	376.1	$ -	$ -	$ -	$ -	$ -	$ -	$ -
1778	601001131	PRE-09909	RTU Phase 1	FP-NMG Dist Specific-Replace	376.2	$ -	$ -	$ -	$ -	$ -	$ -	$ -
1779	601001131	PRE-09909	RTU Phase 1	FP-NMG Dist Specific-Replace	376.4	$ -	$ -	$ -	$ -	$ -	$ -	$ -
1780	601001131	PRE-09909	RTU Phase 1	FP-NMG Dist Specific-Replace	380.0	$ -	$ -	$ -	$ -	$ -	$ -	$ -
1781	T610001132	TEMP	Abq 20in West, Rio Puerco BV to SFJ Make Piggable	FP-NMG Transm Specific-Replace	367.1	$ -	$ -	$ -	$ -	$ -	$ -	$ -
1782	T610001132	TEMP	Abq 20in West, Rio Puerco BV to SFJ Make Piggable	FP-NMG Transm Specific-Replace	368.0	$ -	$ -	$ -	$ -	$ -	$ -	$ -
1783	T610001132	TEMP	Abq 20in West, Rio Puerco BV to SFJ Make Piggable	FP-NMG Transm Specific-Replace	369.0	$ -	$ -	$ -	$ -	$ -	$ -	$ -
1784	601001133	PRE-09982	RTU Phase 2	FP-NMG Dist Specific-Replace	376.1	$ -	$ -	$ -	$ -	$ -	$ -	$ -
1785	601001133	PRE-09982	RTU Phase 2	FP-NMG Dist Specific-Replace	376.2	$ -	$ -	$ -	$ -	$ -	$ -	$ -
1786	601001133	PRE-09982	RTU Phase 2	FP-NMG Dist Specific-Replace	376.4	$ -	$ -	$ -	$ -	$ -	$ -	$ -
1787	601001133	PRE-09982	RTU Phase 2	FP-NMG Dist Specific-Replace	380.0	$ -	$ -	$ -	$ -	$ -	$ -	$ -
1788	601001134	NCP-14473	Interface/Messaging Bus	FP-NMG Intangible	303.3	$ -	$ -	$ -	$ -	$ -	$ -	$ -
1789	T626001135	TEMP	Tucumcari BS 2 Rebuild from 2" to 4"	FP-NMG Transm Stations-Replace	368.0	$ -	$ -	$ -	$ -	$ -	$ -	$ -
1790	T626001135	TEMP	Tucumcari BS 2 Rebuild from 2" to 4"	FP-NMG Transm Stations-Replace	369.0	$ -	$ -	$ -	$ -	$ -	$ -	$ -
1791	601001136	TEMP	RTU Phase 3	FP-NMG Dist Specific-Replace	376.1	$ -	$ -	$ -	$ -	$ -	$ -	$ -
1792	601001136	TEMP	RTU Phase 3	FP-NMG Dist Specific-Replace	376.2	$ -	$ -	$ -	$ -	$ -	$ -	$ -
1793	601001136	TEMP	RTU Phase 3	FP-NMG Dist Specific-Replace	376.4	$ -	$ -	$ -	$ -	$ -	$ -	$ -
1794	601001136	TEMP	RTU Phase 3	FP-NMG Dist Specific-Replace	380.0	$ -	$ -	$ -	$ -	$ -	$ -	$ -
1795	T680001137	TEMP	RSV: DOE ML - Lybrook BV # 2_MP 12.56	FP-NMG Transm Specific-Replace	367.1	$ -	$ -	$ -	$ -	$ -	$ -	$ -

NEW MEXICO GAS COMPANY, INC.

Plant Gross Activity
Base Period - 12 Months Ending March 31, 2023
Future Test Year - 12 Months Ending September 30, 2025

	A	B	C	D	E	M	N	O	P	Q	R	S	T
3	Investment Number	FP Number	Investment Name	FP Type	FERC Account	11/30/2023	12/31/2023	1/31/2024	2/29/2024	3/31/2024	4/30/2024	5/31/2024	6/30/2024
1740	T610001117	PRE-08872	Los Lunas 12in Aragon Rd to Los Lunas BV Make Piggable	FP-NMG Transm Specific-Replace	367.1	$ -	$ -	$ -	$ -	$ -	$ -	$ -	$ -
1741	T610001117	PRE-08872	Los Lunas 12in Aragon Rd to Los Lunas BV Make Piggable	FP-NMG Transm Specific-Replace	368.0	$ -	$ -	$ -	$ -	$ -	$ -	$ -	$ -
1742	T610001117	PRE-08872	Los Lunas 12in Aragon Rd to Los Lunas BV Make Piggable	FP-NMG Transm Specific-Replace	369.0	$ -	$ -	$ -	$ -	$ -	$ -	$ -	$ -
1743	T680001118	TEMP	RSV: DOE ML II 680 - Continental Divide BV - MP 39.92	FP-NMG Transm Specific-Replace	367.1	$ -	$ -	$ -	$ -	$ -	$ -	$ -	$ -
1744	T680001118	TEMP	RSV: DOE ML II 680 - Continental Divide BV - MP 39.92	FP-NMG Transm Specific-Replace	368.0	$ -	$ -	$ -	$ -	$ -	$ -	$ -	$ -
1745	T680001118	TEMP	RSV: DOE ML II 680 - Continental Divide BV - MP 39.92	FP-NMG Transm Specific-Replace	369.0	$ -	$ -	$ -	$ -	$ -	$ -	$ -	$ -
1746	T624001119	PRE-08829	Amax-Carlsbad-Pecos Valley ML Tie-In, Duke Indian Hills Phase II	FP-NMG Transm Specific-Replace	367.1	$ -	$ -	$ -	$ -	$ -	$ -	$ -	$ -
1747	T624001119	PRE-08829	Amax-Carlsbad-Pecos Valley ML Tie-In, Duke Indian Hills Phase II	FP-NMG Transm Specific-Replace	368.0	$ -	$ -	$ -	$ -	$ -	$ -	$ -	$ -
1748	T624001119	PRE-08829	Amax-Carlsbad-Pecos Valley ML Tie-In, Duke Indian Hills Phase II	FP-NMG Transm Specific-Replace	369.0	$ -	$ -	$ -	$ -	$ -	$ -	$ -	$ -
1749	T621001120	PRE-08883	Alamogordo BV 1.5 Rebuild	FP-NMG Transm Stations-Replace	368.0	$ -	$ -	$ -	$ -	$ -	$ -	$ -	$ -
1750	T621001120	PRE-08883	Alamogordo BV 1.5 Rebuild	FP-NMG Transm Stations-Replace	369.0	$ -	$ -	$ -	$ -	$ -	$ -	$ -	$ -
1751	T621001121	PRE-09060	MAOP Replace Alamogordo A Line 10 miles Chap to BV1.5	FP-NMG Transm Specific-Replace	367.1	$ -	$ -	$ -	$ -	$ -	$ -	$ -	$ -
1752	T621001121	PRE-09060	MAOP Replace Alamogordo A Line 10 miles Chap to BV1.5	FP-NMG Transm Specific-Replace	368.0	$ -	$ -	$ -	$ -	$ -	$ -	$ -	$ -
1753	T621001121	PRE-09060	MAOP Replace Alamogordo A Line 10 miles Chap to BV1.5	FP-NMG Transm Specific-Replace	369.0	$ -	$ -	$ -	$ -	$ -	$ -	$ -	$ -
1754	T621001122	PRE-08901	Alamogordo B Line 5 mile replacement Phase II	FP-NMG Transm Mains-Replace	367.1	$ -	$ -	$ -	$ -	$ -	$ -	$ -	$ -
1755	T621001123	TEMP	Chamberino 12in ML Chambrino BV No1 to Port of Entry Make Piggable	FP-NMG Transm Specific-Replace	367.1	$ -	$ -	$ -	$ -	$ -	$ -	$ -	$ -
1756	T621001123	TEMP	Chamberino 12in ML Chambrino BV No1 to Port of Entry Make Piggable	FP-NMG Transm Specific-Replace	368.0	$ -	$ -	$ -	$ -	$ -	$ -	$ -	$ -
1757	T621001123	TEMP	Chamberino 12in ML Chambrino BV No1 to Port of Entry Make Piggable	FP-NMG Transm Specific-Replace	369.0	$ -	$ -	$ -	$ -	$ -	$ -	$ -	$ -
1758	T621001124	PRE-08902	Alamogordo B Line 5 mile replacement Phase III	FP-NMG Transm Mains-Replace	367.1	$ -	$ -	$ -	$ -	$ -	$ -	$ -	$ -
1759	T680001125	TEMP	RSV: DOE ML I 550 - Bannon Block Valve - Turtle Mountain - MP 7.7	FP-NMG Transm Specific-Replace	367.1	$ -	$ -	$ -	$ -	$ -	$ -	$ -	$ -
1760	T680001125	TEMP	RSV: DOE ML I 550 - Bannon Block Valve - Turtle Mountain - MP 7.7	FP-NMG Transm Specific-Replace	368.0	$ -	$ -	$ -	$ -	$ -	$ -	$ -	$ -
1761	T680001125	TEMP	RSV: DOE ML I 550 - Bannon Block Valve - Turtle Mountain - MP 7.7	FP-NMG Transm Specific-Replace	369.0	$ -	$ -	$ -	$ -	$ -	$ -	$ -	$ -
1762	601001126	PRE-08926	RTU 2020	FP-NMG Dist Specific-Replace	376.1	$ -	$ -	$ -	$ -	$ -	$ -	$ -	$ -
1763	601001126	PRE-08926	RTU 2020	FP-NMG Dist Specific-Replace	376.2	$ -	$ -	$ -	$ -	$ -	$ -	$ -	$ -
1764	601001126	PRE-08926	RTU 2020	FP-NMG Dist Specific-Replace	376.4	$ -	$ -	$ -	$ -	$ -	$ -	$ -	$ -
1765	601001126	PRE-08926	RTU 2020	FP-NMG Dist Specific-Replace	380.0	$ -	$ -	$ -	$ -	$ -	$ -	$ -	$ -
1766	T660001127	TEMP	Make Piggable Update -LA#3 Caja to Ottowi	FP-NMG Transm Specific-Replace	367.1	$ -	$ -	$ -	$ -	$ -	$ -	$ -	$ -
1767	T660001127	TEMP	Make Piggable Update -LA#3 Caja to Ottowi	FP-NMG Transm Specific-Replace	368.0	$ -	$ -	$ -	$ -	$ -	$ -	$ -	$ -
1768	T660001127	TEMP	Make Piggable Update -LA#3 Caja to Ottowi	FP-NMG Transm Specific-Replace	369.0	$ -	$ -	$ -	$ -	$ -	$ -	$ -	$ -
1769	601001128	NCP-14627	2020 Application Development Collaboration Tool	FP-NMG Intangible	303.3	$ -	$ -	$ -	$ -	$ -	$ -	$ -	$ -
1770	601001129	PRE-09100	RTU Phase 4	FP-NMG Dist Specific-Replace	376.1	$ -	$ -	$ -	$ -	$ -	$ -	$ -	$ -
1771	601001129	PRE-09100	RTU Phase 4	FP-NMG Dist Specific-Replace	376.2	$ -	$ -	$ -	$ -	$ -	$ -	$ -	$ -
1772	601001129	PRE-09100	RTU Phase 4	FP-NMG Dist Specific-Replace	376.4	$ -	$ -	$ -	$ -	$ -	$ -	$ -	$ -
1773	601001129	PRE-09100	RTU Phase 4	FP-NMG Dist Specific-Replace	380.0	$ -	$ -	$ -	$ -	$ -	$ -	$ -	$ -
1774	T680001130	TEMP	RSV: DOE ML II 680 Venado Canyon BV 3 MP 20	FP-NMG Transm Specific-Replace	367.1	$ -	$ -	$ -	$ -	$ -	$ -	$ -	$ -
1775	T680001130	TEMP	RSV: DOE ML II 680 Venado Canyon BV 3 MP 20	FP-NMG Transm Specific-Replace	368.0	$ -	$ -	$ -	$ -	$ -	$ -	$ -	$ -
1776	T680001130	TEMP	RSV: DOE ML II 680 Venado Canyon BV 3 MP 20	FP-NMG Transm Specific-Replace	369.0	$ -	$ -	$ -	$ -	$ -	$ -	$ -	$ -
1777	601001131	PRE-09909	RTU Phase 1	FP-NMG Dist Specific-Replace	376.1	$ -	$ -	$ -	$ -	$ -	$ -	$ -	$ -
1778	601001131	PRE-09909	RTU Phase 1	FP-NMG Dist Specific-Replace	376.2	$ -	$ -	$ -	$ -	$ -	$ -	$ -	$ -
1779	601001131	PRE-09909	RTU Phase 1	FP-NMG Dist Specific-Replace	376.4	$ -	$ -	$ -	$ -	$ -	$ -	$ -	$ -
1780	601001131	PRE-09909	RTU Phase 1	FP-NMG Dist Specific-Replace	380.0	$ -	$ -	$ -	$ -	$ -	$ -	$ -	$ -
1781	T610001132	TEMP	Abq 20in West, Rio Puerco BV to SFJ Make Piggable	FP-NMG Transm Specific-Replace	367.1	$ -	$ -	$ -	$ -	$ -	$ -	$ -	$ -
1782	T610001132	TEMP	Abq 20in West, Rio Puerco BV to SFJ Make Piggable	FP-NMG Transm Specific-Replace	368.0	$ -	$ -	$ -	$ -	$ -	$ -	$ -	$ -
1783	T610001132	TEMP	Abq 20in West, Rio Puerco BV to SFJ Make Piggable	FP-NMG Transm Specific-Replace	369.0	$ -	$ -	$ -	$ -	$ -	$ -	$ -	$ -
1784	601001133	PRE-09982	RTU Phase 2	FP-NMG Dist Specific-Replace	376.1	$ -	$ 11,337	$ -	$ -	$ -	$ -	$ -	$ -
1785	601001133	PRE-09982	RTU Phase 2	FP-NMG Dist Specific-Replace	376.2	$ -	$ 79,359	$ -	$ -	$ -	$ -	$ -	$ -
1786	601001133	PRE-09982	RTU Phase 2	FP-NMG Dist Specific-Replace	376.4	$ -	$ 5,668	$ -	$ -	$ -	$ -	$ -	$ -
1787	601001133	PRE-09982	RTU Phase 2	FP-NMG Dist Specific-Replace	380.0	$ -	$ 17,005	$ -	$ -	$ -	$ -	$ -	$ -
1788	601001134	NCP-14473	Interface/Messaging Bus	FP-NMG Intangible	303.3	$ -	$ -	$ -	$ -	$ -	$ -	$ -	$ -
1789	T626001135	TEMP	Tucumcari BS 2 Rebuild from 2" to 4"	FP-NMG Transm Stations-Replace	368.0	$ -	$ -	$ -	$ -	$ -	$ -	$ -	$ -
1790	T626001135	TEMP	Tucumcari BS 2 Rebuild from 2" to 4"	FP-NMG Transm Stations-Replace	369.0	$ -	$ -	$ -	$ -	$ -	$ -	$ -	$ -
1791	601001136	TEMP	RTU Phase 3	FP-NMG Dist Specific-Replace	376.1	$ -	$ -	$ -	$ -	$ -	$ -	$ -	$ -
1792	601001136	TEMP	RTU Phase 3	FP-NMG Dist Specific-Replace	376.2	$ -	$ -	$ -	$ -	$ -	$ -	$ -	$ -
1793	601001136	TEMP	RTU Phase 3	FP-NMG Dist Specific-Replace	376.4	$ -	$ -	$ -	$ -	$ -	$ -	$ -	$ -
1794	601001136	TEMP	RTU Phase 3	FP-NMG Dist Specific-Replace	380.0	$ -	$ -	$ -	$ -	$ -	$ -	$ -	$ -
1795	T680001137	TEMP	RSV: DOE ML - Lybrook BV # 2_MP 12.56	FP-NMG Transm Specific-Replace	367.1	$ -	$ -	$ -	$ -	$ -	$ -	$ -	$ -

NEW MEXICO GAS COMPANY, INC.

Plant Gross Activity
Base Period - 12 Months Ending March 31, 2023
Future Test Year - 12 Months Ending September 30, 2025

	A	B	C	D	E	U	V	W	X	Y	Z	AA
3	Investment Number	FP Number	Investment Name	FP Type	FERC Account	7/31/2024	8/31/2024	9/30/2024	10/31/2024	11/30/2024	12/31/2024	1/31/2025
1740	T610001117	PRE-08872	Los Lunas 12in Aragon Rd to Los Lunas BV Make Piggable	FP-NMG Transm Specific-Replace	367.1	$ -	$ -	$ -	$ -	$ -	$ -	$ -
1741	T610001117	PRE-08872	Los Lunas 12in Aragon Rd to Los Lunas BV Make Piggable	FP-NMG Transm Specific-Replace	368.0	$ -	$ -	$ -	$ -	$ -	$ -	$ -
1742	T610001117	PRE-08872	Los Lunas 12in Aragon Rd to Los Lunas BV Make Piggable	FP-NMG Transm Specific-Replace	369.0	$ -	$ -	$ -	$ -	$ -	$ -	$ -
1743	T680001118	TEMP	RSV: DOE ML II 680 - Continental Divide BV - MP 39.92	FP-NMG Transm Specific-Replace	367.1	$ -	$ -	$ -	$ -	$ -	$ -	$ -
1744	T680001118	TEMP	RSV: DOE ML II 680 - Continental Divide BV - MP 39.92	FP-NMG Transm Specific-Replace	368.0	$ -	$ -	$ -	$ -	$ -	$ -	$ -
1745	T680001118	TEMP	RSV: DOE ML II 680 - Continental Divide BV - MP 39.92	FP-NMG Transm Specific-Replace	369.0	$ -	$ -	$ -	$ -	$ -	$ -	$ -
1746	T624001119	PRE-08829	Amax-Carlsbad-Pecos Valley ML Tie-In, Duke Indian Hills Phase II	FP-NMG Transm Specific-Replace	367.1	$ -	$ -	$ -	$ -	$ -	$ -	$ -
1747	T624001119	PRE-08829	Amax-Carlsbad-Pecos Valley ML Tie-In, Duke Indian Hills Phase II	FP-NMG Transm Specific-Replace	368.0	$ -	$ -	$ -	$ -	$ -	$ -	$ -
1748	T624001119	PRE-08829	Amax-Carlsbad-Pecos Valley ML Tie-In, Duke Indian Hills Phase II	FP-NMG Transm Specific-Replace	369.0	$ -	$ -	$ -	$ -	$ -	$ -	$ -
1749	T621001120	PRE-08883	Alamogordo BV 1.5 Rebuild	FP-NMG Transm Stations-Replace	368.0	$ -	$ -	$ -	$ -	$ -	$ -	$ -
1750	T621001120	PRE-08883	Alamogordo BV 1.5 Rebuild	FP-NMG Transm Stations-Replace	369.0	$ -	$ -	$ -	$ -	$ -	$ -	$ -
1751	T621001121	PRE-09060	MAOP Replace Alamogordo A Line 10 miles Chap to BV1.5	FP-NMG Transm Specific-Replace	367.1	$ -	$ -	$ -	$ -	$ -	$ -	$ -
1752	T621001121	PRE-09060	MAOP Replace Alamogordo A Line 10 miles Chap to BV1.5	FP-NMG Transm Specific-Replace	368.0	$ -	$ -	$ -	$ -	$ -	$ -	$ -
1753	T621001121	PRE-09060	MAOP Replace Alamogordo A Line 10 miles Chap to BV1.5	FP-NMG Transm Specific-Replace	369.0	$ -	$ -	$ -	$ -	$ -	$ -	$ -
1754	T621001122	PRE-08901	Alamogordo B Line 5 mile replacement Phase II	FP-NMG Transm Mains-Replace	367.1	$ -	$ -	$ -	$ -	$ -	$ -	$ -
1755	T621001123	TEMP	Chamberino 12in ML Chambrino BV No1 to Port of Entry Make Piggable	FP-NMG Transm Specific-Replace	367.1	$ -	$ -	$ -	$ -	$ -	$ -	$ -
1756	T621001123	TEMP	Chamberino 12in ML Chambrino BV No1 to Port of Entry Make Piggable	FP-NMG Transm Specific-Replace	368.0	$ -	$ -	$ -	$ -	$ -	$ -	$ -
1757	T621001123	TEMP	Chamberino 12in ML Chambrino BV No1 to Port of Entry Make Piggable	FP-NMG Transm Specific-Replace	369.0	$ -	$ -	$ -	$ -	$ -	$ -	$ -
1758	T621001124	PRE-08902	Alamogordo B Line 5 mile replacement Phase III	FP-NMG Transm Mains-Replace	367.1	$ -	$ -	$ -	$ -	$ -	$ -	$ -
1759	T680001125	TEMP	RSV: DOE ML I 550 - Bannon Block Valve - Turtle Mountain - MP 7.7	FP-NMG Transm Specific-Replace	367.1	$ -	$ -	$ -	$ -	$ -	$ -	$ -
1760	T680001125	TEMP	RSV: DOE ML I 550 - Bannon Block Valve - Turtle Mountain - MP 7.7	FP-NMG Transm Specific-Replace	368.0	$ -	$ -	$ -	$ -	$ -	$ -	$ -
1761	T680001125	TEMP	RSV: DOE ML I 550 - Bannon Block Valve - Turtle Mountain - MP 7.7	FP-NMG Transm Specific-Replace	369.0	$ -	$ -	$ -	$ -	$ -	$ -	$ -
1762	601001126	PRE-08926	RTU 2020	FP-NMG Dist Specific-Replace	376.1	$ -	$ -	$ -	$ -	$ -	$ -	$ -
1763	601001126	PRE-08926	RTU 2020	FP-NMG Dist Specific-Replace	376.2	$ -	$ -	$ -	$ -	$ -	$ -	$ -
1764	601001126	PRE-08926	RTU 2020	FP-NMG Dist Specific-Replace	376.4	$ -	$ -	$ -	$ -	$ -	$ -	$ -
1765	601001126	PRE-08926	RTU 2020	FP-NMG Dist Specific-Replace	380.0	$ -	$ -	$ -	$ -	$ -	$ -	$ -
1766	T660001127	TEMP	Make Piggable Update -LA#3 Caja to Ottowi	FP-NMG Transm Specific-Replace	367.1	$ -	$ -	$ -	$ -	$ -	$ -	$ -
1767	T660001127	TEMP	Make Piggable Update -LA#3 Caja to Ottowi	FP-NMG Transm Specific-Replace	368.0	$ -	$ -	$ -	$ -	$ -	$ -	$ -
1768	T660001127	TEMP	Make Piggable Update -LA#3 Caja to Ottowi	FP-NMG Transm Specific-Replace	369.0	$ -	$ -	$ -	$ -	$ -	$ -	$ -
1769	601001128	NCP-14627	2020 Application Development Collaboration Tool	FP-NMG Intangible	303.3	$ -	$ -	$ -	$ -	$ -	$ -	$ -
1770	601001129	PRE-09100	RTU Phase 4	FP-NMG Dist Specific-Replace	376.1	$ -	$ -	$ -	$ -	$ -	$ -	$ -
1771	601001129	PRE-09100	RTU Phase 4	FP-NMG Dist Specific-Replace	376.2	$ -	$ -	$ -	$ -	$ -	$ -	$ -
1772	601001129	PRE-09100	RTU Phase 4	FP-NMG Dist Specific-Replace	376.4	$ -	$ -	$ -	$ -	$ -	$ -	$ -
1773	601001129	PRE-09100	RTU Phase 4	FP-NMG Dist Specific-Replace	380.0	$ -	$ -	$ -	$ -	$ -	$ -	$ -
1774	T680001130	TEMP	RSV: DOE ML II 680 Venado Canyon BV 3 MP 20	FP-NMG Transm Specific-Replace	367.1	$ -	$ -	$ -	$ -	$ -	$ -	$ -
1775	T680001130	TEMP	RSV: DOE ML II 680 Venado Canyon BV 3 MP 20	FP-NMG Transm Specific-Replace	368.0	$ -	$ -	$ -	$ -	$ -	$ -	$ -
1776	T680001130	TEMP	RSV: DOE ML II 680 Venado Canyon BV 3 MP 20	FP-NMG Transm Specific-Replace	369.0	$ -	$ -	$ -	$ -	$ -	$ -	$ -
1777	601001131	PRE-09909	RTU Phase 1	FP-NMG Dist Specific-Replace	376.1	$ -	$ -	$ -	$ -	$ -	$ -	$ -
1778	601001131	PRE-09909	RTU Phase 1	FP-NMG Dist Specific-Replace	376.2	$ -	$ -	$ -	$ -	$ -	$ -	$ -
1779	601001131	PRE-09909	RTU Phase 1	FP-NMG Dist Specific-Replace	376.4	$ -	$ -	$ -	$ -	$ -	$ -	$ -
1780	601001131	PRE-09909	RTU Phase 1	FP-NMG Dist Specific-Replace	380.0	$ -	$ -	$ -	$ -	$ -	$ -	$ -
1781	T610001132	TEMP	Abq 20in West, Rio Puerco BV to SFJ Make Piggable	FP-NMG Transm Specific-Replace	367.1	$ -	$ -	$ -	$ -	$ -	$ -	$ -
1782	T610001132	TEMP	Abq 20in West, Rio Puerco BV to SFJ Make Piggable	FP-NMG Transm Specific-Replace	368.0	$ -	$ -	$ -	$ -	$ -	$ -	$ -
1783	T610001132	TEMP	Abq 20in West, Rio Puerco BV to SFJ Make Piggable	FP-NMG Transm Specific-Replace	369.0	$ -	$ -	$ -	$ -	$ -	$ -	$ -
1784	601001133	PRE-09982	RTU Phase 2	FP-NMG Dist Specific-Replace	376.1	$ -	$ -	$ -	$ -	$ -	$ -	$ -
1785	601001133	PRE-09982	RTU Phase 2	FP-NMG Dist Specific-Replace	376.2	$ -	$ -	$ -	$ -	$ -	$ -	$ -
1786	601001133	PRE-09982	RTU Phase 2	FP-NMG Dist Specific-Replace	376.4	$ -	$ -	$ -	$ -	$ -	$ -	$ -
1787	601001133	PRE-09982	RTU Phase 2	FP-NMG Dist Specific-Replace	380.0	$ -	$ -	$ -	$ -	$ -	$ -	$ -
1788	601001134	NCP-14473	Interface/Messaging Bus	FP-NMG Intangible	303.3	$ -	$ -	$ -	$ -	$ -	$ -	$ -
1789	T626001135	TEMP	Tucumcari BS 2 Rebuild from 2" to 4"	FP-NMG Transm Stations-Replace	368.0	$ -	$ -	$ -	$ -	$ -	$ -	$ -
1790	T626001135	TEMP	Tucumcari BS 2 Rebuild from 2" to 4"	FP-NMG Transm Stations-Replace	369.0	$ -	$ -	$ -	$ -	$ -	$ -	$ -
1791	601001136	TEMP	RTU Phase 3	FP-NMG Dist Specific-Replace	376.1	$ -	$ -	$ -	$ -	$ -	$ 11,314	$ -
1792	601001136	TEMP	RTU Phase 3	FP-NMG Dist Specific-Replace	376.2	$ -	$ -	$ -	$ -	$ -	$ 79,198	$ -
1793	601001136	TEMP	RTU Phase 3	FP-NMG Dist Specific-Replace	376.4	$ -	$ -	$ -	$ -	$ -	$ 5,657	$ -
1794	601001136	TEMP	RTU Phase 3	FP-NMG Dist Specific-Replace	380.0	$ -	$ -	$ -	$ -	$ -	$ 16,971	$ -
1795	T680001137	TEMP	RSV: DOE ML - Lybrook BV # 2_ MP 12.56	FP-NMG Transm Specific-Replace	367.1	$ -	$ -	$ -	$ -	$ -	$ -	$ -

NEW MEXICO GAS COMPANY, INC.

Plant Gross Activity
Base Period - 12 Months Ending March 31, 2023
Future Test Year - 12 Months Ending September 30, 2025

	A	B	C	D	E	AB	AC	AD	AE	AF	AG	AH	AI
3	Investment Number	FP Number	Investment Name	FP Type	FERC Account	2/28/2025	3/31/2025	4/30/2025	5/31/2025	6/30/2025	7/31/2025	8/31/2025	9/30/2025
1740	T610001117	PRE-08872	Los Lunas 12in Aragon Rd to Los Lunas BV Make Piggable	FP-NMG Transm Specific-Replace	367.1	$ -	$ -	$ -	$ -	$ -	$ -	$ 355,901	$ -
1741	T610001117	PRE-08872	Los Lunas 12in Aragon Rd to Los Lunas BV Make Piggable	FP-NMG Transm Specific-Replace	368.0	$ -	$ -	$ -	$ -	$ -	$ -	$ 50,843	$ -
1742	T610001117	PRE-08872	Los Lunas 12in Aragon Rd to Los Lunas BV Make Piggable	FP-NMG Transm Specific-Replace	369.0	$ -	$ -	$ -	$ -	$ -	$ -	$ 101,686	$ -
1743	T680001118	TEMP	RSV: DOE ML II 680 - Continental Divide BV - MP 39.92	FP-NMG Transm Specific-Replace	367.1	$ -	$ -	$ -	$ -	$ -	$ -	$ -	$ -
1744	T680001118	TEMP	RSV: DOE ML II 680 - Continental Divide BV - MP 39.92	FP-NMG Transm Specific-Replace	368.0	$ -	$ -	$ -	$ -	$ -	$ -	$ -	$ -
1745	T680001118	TEMP	RSV: DOE ML II 680 - Continental Divide BV - MP 39.92	FP-NMG Transm Specific-Replace	369.0	$ -	$ -	$ -	$ -	$ -	$ -	$ -	$ -
1746	T624001119	PRE-08829	Amax-Carlsbad-Pecos Valley ML Tie-In, Duke Indian Hills Phase II	FP-NMG Transm Specific-Replace	367.1	$ -	$ -	$ -	$ -	$ -	$ -	$ -	$ -
1747	T624001119	PRE-08829	Amax-Carlsbad-Pecos Valley ML Tie-In, Duke Indian Hills Phase II	FP-NMG Transm Specific-Replace	368.0	$ -	$ -	$ -	$ -	$ -	$ -	$ -	$ -
1748	T624001119	PRE-08829	Amax-Carlsbad-Pecos Valley ML Tie-In, Duke Indian Hills Phase II	FP-NMG Transm Specific-Replace	369.0	$ -	$ -	$ -	$ -	$ -	$ -	$ -	$ -
1749	T621001120	PRE-08883	Alamogordo BV 1.5 Rebuild	FP-NMG Transm Stations-Replace	368.0	$ -	$ -	$ -	$ -	$ -	$ -	$ -	$ -
1750	T621001120	PRE-08883	Alamogordo BV 1.5 Rebuild	FP-NMG Transm Stations-Replace	369.0	$ -	$ -	$ -	$ -	$ -	$ -	$ -	$ -
1751	T621001121	PRE-09060	MAOP Replace Alamogordo A Line 10 miles Chap to BV1.5	FP-NMG Transm Specific-Replace	367.1	$ -	$ -	$ -	$ -	$ -	$ -	$ -	$ -
1752	T621001121	PRE-09060	MAOP Replace Alamogordo A Line 10 miles Chap to BV1.5	FP-NMG Transm Specific-Replace	368.0	$ -	$ -	$ -	$ -	$ -	$ -	$ -	$ -
1753	T621001121	PRE-09060	MAOP Replace Alamogordo A Line 10 miles Chap to BV1.5	FP-NMG Transm Specific-Replace	369.0	$ -	$ -	$ -	$ -	$ -	$ -	$ -	$ -
1754	T621001122	PRE-08901	Alamogordo B Line 5 mile replacement Phase II	FP-NMG Transm Mains-Replace	367.1	$ -	$ -	$ -	$ -	$ -	$ -	$ -	$ -
1755	T621001123	TEMP	Chamberino 12in ML Chambrino BV No1 to Port of Entry Make Piggable	FP-NMG Transm Specific-Replace	367.1	$ -	$ -	$ -	$ -	$ -	$ -	$ -	$ -
1756	T621001123	TEMP	Chamberino 12in ML Chambrino BV No1 to Port of Entry Make Piggable	FP-NMG Transm Specific-Replace	368.0	$ -	$ -	$ -	$ -	$ -	$ -	$ -	$ -
1757	T621001123	TEMP	Chamberino 12in ML Chambrino BV No1 to Port of Entry Make Piggable	FP-NMG Transm Specific-Replace	369.0	$ -	$ -	$ -	$ -	$ -	$ -	$ -	$ -
1758	T621001124	PRE-08902	Alamogordo B Line 5 mile replacement Phase III	FP-NMG Transm Mains-Replace	367.1	$ -	$ -	$ -	$ -	$ -	$ -	$ -	$ -
1759	T680001125	TEMP	RSV: DOE ML I 550 - Bannon Block Valve - Turtle Mountain - MP 7.7	FP-NMG Transm Specific-Replace	367.1	$ -	$ -	$ -	$ -	$ -	$ -	$ -	$ -
1760	T680001125	TEMP	RSV: DOE ML I 550 - Bannon Block Valve - Turtle Mountain - MP 7.7	FP-NMG Transm Specific-Replace	368.0	$ -	$ -	$ -	$ -	$ -	$ -	$ -	$ -
1761	T680001125	TEMP	RSV: DOE ML I 550 - Bannon Block Valve - Turtle Mountain - MP 7.7	FP-NMG Transm Specific-Replace	369.0	$ -	$ -	$ -	$ -	$ -	$ -	$ -	$ -
1762	601001126	PRE-08926	RTU 2020	FP-NMG Dist Specific-Replace	376.1	$ -	$ -	$ -	$ -	$ -	$ -	$ -	$ -
1763	601001126	PRE-08926	RTU 2020	FP-NMG Dist Specific-Replace	376.2	$ -	$ -	$ -	$ -	$ -	$ -	$ -	$ -
1764	601001126	PRE-08926	RTU 2020	FP-NMG Dist Specific-Replace	376.4	$ -	$ -	$ -	$ -	$ -	$ -	$ -	$ -
1765	601001126	PRE-08926	RTU 2020	FP-NMG Dist Specific-Replace	380.0	$ -	$ -	$ -	$ -	$ -	$ -	$ -	$ -
1766	T660001127	TEMP	Make Piggable Update -LA#3 Caja to Ottowi	FP-NMG Transm Specific-Replace	367.1	$ -	$ -	$ -	$ -	$ -	$ -	$ -	$ -
1767	T660001127	TEMP	Make Piggable Update -LA#3 Caja to Ottowi	FP-NMG Transm Specific-Replace	368.0	$ -	$ -	$ -	$ -	$ -	$ -	$ -	$ -
1768	T660001127	TEMP	Make Piggable Update -LA#3 Caja to Ottowi	FP-NMG Transm Specific-Replace	369.0	$ -	$ -	$ -	$ -	$ -	$ -	$ -	$ -
1769	601001128	NCP-14627	2020 Application Development Collaboration Tool	FP-NMG Intangible	303.3	$ -	$ -	$ -	$ -	$ -	$ -	$ -	$ -
1770	601001129	PRE-09100	RTU Phase 4	FP-NMG Dist Specific-Replace	376.1	$ -	$ -	$ -	$ -	$ -	$ -	$ -	$ -
1771	601001129	PRE-09100	RTU Phase 4	FP-NMG Dist Specific-Replace	376.2	$ -	$ -	$ -	$ -	$ -	$ -	$ -	$ -
1772	601001129	PRE-09100	RTU Phase 4	FP-NMG Dist Specific-Replace	376.4	$ -	$ -	$ -	$ -	$ -	$ -	$ -	$ -
1773	601001129	PRE-09100	RTU Phase 4	FP-NMG Dist Specific-Replace	380.0	$ -	$ -	$ -	$ -	$ -	$ -	$ -	$ -
1774	T680001130	TEMP	RSV: DOE ML II 680 Venado Canyon BV 3 MP 20	FP-NMG Transm Specific-Replace	367.1	$ -	$ -	$ -	$ -	$ -	$ -	$ -	$ -
1775	T680001130	TEMP	RSV: DOE ML II 680 Venado Canyon BV 3 MP 20	FP-NMG Transm Specific-Replace	368.0	$ -	$ -	$ -	$ -	$ -	$ -	$ -	$ -
1776	T680001130	TEMP	RSV: DOE ML II 680 Venado Canyon BV 3 MP 20	FP-NMG Transm Specific-Replace	369.0	$ -	$ -	$ -	$ -	$ -	$ -	$ -	$ -
1777	601001131	PRE-09909	RTU Phase 1	FP-NMG Dist Specific-Replace	376.1	$ -	$ -	$ -	$ -	$ -	$ -	$ -	$ -
1778	601001131	PRE-09909	RTU Phase 1	FP-NMG Dist Specific-Replace	376.2	$ -	$ -	$ -	$ -	$ -	$ -	$ -	$ -
1779	601001131	PRE-09909	RTU Phase 1	FP-NMG Dist Specific-Replace	376.4	$ -	$ -	$ -	$ -	$ -	$ -	$ -	$ -
1780	601001131	PRE-09909	RTU Phase 1	FP-NMG Dist Specific-Replace	380.0	$ -	$ -	$ -	$ -	$ -	$ -	$ -	$ -
1781	T610001132	TEMP	Abq 20in West, Rio Puerco BV to SFJ Make Piggable	FP-NMG Transm Specific-Replace	367.1	$ -	$ -	$ -	$ -	$ -	$ -	$ -	$ -
1782	T610001132	TEMP	Abq 20in West, Rio Puerco BV to SFJ Make Piggable	FP-NMG Transm Specific-Replace	368.0	$ -	$ -	$ -	$ -	$ -	$ -	$ -	$ -
1783	T610001132	TEMP	Abq 20in West, Rio Puerco BV to SFJ Make Piggable	FP-NMG Transm Specific-Replace	369.0	$ -	$ -	$ -	$ -	$ -	$ -	$ -	$ -
1784	601001133	PRE-09982	RTU Phase 2	FP-NMG Dist Specific-Replace	376.1	$ -	$ -	$ -	$ -	$ -	$ -	$ -	$ -
1785	601001133	PRE-09982	RTU Phase 2	FP-NMG Dist Specific-Replace	376.2	$ -	$ -	$ -	$ -	$ -	$ -	$ -	$ -
1786	601001133	PRE-09982	RTU Phase 2	FP-NMG Dist Specific-Replace	376.4	$ -	$ -	$ -	$ -	$ -	$ -	$ -	$ -
1787	601001133	PRE-09982	RTU Phase 2	FP-NMG Dist Specific-Replace	380.0	$ -	$ -	$ -	$ -	$ -	$ -	$ -	$ -
1788	601001134	NCP-14473	Interface/Messaging Bus	FP-NMG Intangible	303.3	$ -	$ -	$ -	$ -	$ -	$ -	$ -	$ -
1789	T626001135	TEMP	Tucumcari BS 2 Rebuild from 2" to 4"	FP-NMG Transm Stations-Replace	368.0	$ -	$ -	$ -	$ -	$ -	$ -	$ -	$ -
1790	T626001135	TEMP	Tucumcari BS 2 Rebuild from 2" to 4"	FP-NMG Transm Stations-Replace	369.0	$ -	$ -	$ -	$ -	$ -	$ -	$ -	$ -
1791	601001136	TEMP	RTU Phase 3	FP-NMG Dist Specific-Replace	376.1	$ -	$ -	$ -	$ -	$ -	$ -	$ -	$ -
1792	601001136	TEMP	RTU Phase 3	FP-NMG Dist Specific-Replace	376.2	$ -	$ -	$ -	$ -	$ -	$ -	$ -	$ -
1793	601001136	TEMP	RTU Phase 3	FP-NMG Dist Specific-Replace	376.4	$ -	$ -	$ -	$ -	$ -	$ -	$ -	$ -
1794	601001136	TEMP	RTU Phase 3	FP-NMG Dist Specific-Replace	380.0	$ -	$ -	$ -	$ -	$ -	$ -	$ -	$ -
1795	T680001137	TEMP	RSV: DOE ML - Lybrook BV # 2_MP 12.56	FP-NMG Transm Specific-Replace	367.1	$ -	$ -	$ -	$ -	$ -	$ -	$ -	$ -

NEW MEXICO GAS COMPANY, INC.

Plant Gross Activity
Base Period - 12 Months Ending March 31, 2023
Future Test Year - 12 Months Ending September 30, 2025

	A	B	C	D	E	F	G	H	I	J	K	L
3	Investment Number	FP Number	Investment Name	FP Type	FERC Account	4/30/2023	5/31/2023	6/30/2023	7/31/2023	8/31/2023	9/30/2023	10/31/2023
1796	T680001137	TEMP	RSV: DOE ML - Lybrook BV # 2_MP 12.56	FP-NMG Transm Specific-Replace	368.0	$ -	$ -	$ -	$ -	$ -	$ -	$ -
1797	T680001137	TEMP	RSV: DOE ML - Lybrook BV # 2_MP 12.56	FP-NMG Transm Specific-Replace	369.0	$ -	$ -	$ -	$ -	$ -	$ -	$ -
1798	601001138	NCP-14467	Business Intelligence & Analytics Initiative	FP-NMG Intangible	303.3	$ -	$ -	$ -	$ -	$ -	$ -	$ -
1799	T680001139	PRE-08861	JT SKID	FP-NMG Transm Specific-Replace	367.1	$ -	$ -	$ -	$ -	$ -	$ -	$ -
1800	T680001139	PRE-08861	JT SKID	FP-NMG Transm Specific-Replace	368.0	$ -	$ -	$ -	$ -	$ -	$ -	$ -
1801	T680001139	PRE-08861	JT SKID	FP-NMG Transm Specific-Replace	369.0	$ -	$ -	$ -	$ -	$ -	$ -	$ -
1802	T610001140	NEW-14174	Abq 24in East, North RP to SFJ Make Piggable	FP-NMG Transm Specific-Replace	367.1	$ -	$ -	$ -	$ -	$ -	$ -	$ -
1803	T610001140	NEW-14174	Abq 24in East, North RP to SFJ Make Piggable	FP-NMG Transm Specific-Replace	368.0	$ -	$ -	$ -	$ -	$ -	$ -	$ -
1804	T610001140	NEW-14174	Abq 24in East, North RP to SFJ Make Piggable	FP-NMG Transm Specific-Replace	369.0	$ -	$ -	$ -	$ -	$ -	$ -	$ -
1805	601001141	NCP-14475	2020 Job Scheduler Upgrade (AppWorx)	FP-NMG Intangible	303.3	$ -	$ -	$ -	$ -	$ -	$ -	$ -
1806	601001142	NCP-14476	2021 Job Scheduler Upgrade (AppWorx)	FP-NMG Intangible	303.3	$ -	$ -	$ -	$ -	$ -	$ -	$ -
1807	601001143	NCP-16171	Quorum Upgrade / Replace	FP-NMG Intangible	303.3	$ -	$ -	$ -	$ -	$ -	$ -	$ -
1808	T624001144	PRE-08804	RSV: Roswell ML - Dexter Canal BV	FP-NMG Transm Specific-Replace	367.1	$ -	$ -	$ -	$ -	$ -	$ -	$ -
1809	T624001144	PRE-08804	RSV: Roswell ML - Dexter Canal BV	FP-NMG Transm Specific-Replace	368.0	$ -	$ -	$ -	$ -	$ -	$ -	$ -
1810	T624001144	PRE-08804	RSV: Roswell ML - Dexter Canal BV	FP-NMG Transm Specific-Replace	369.0	$ -	$ -	$ -	$ -	$ -	$ -	$ -
1811	601001145	NCP-14481	2020 Service Suite Enhancements	FP-NMG Intangible	303.3	$ -	$ -	$ -	$ -	$ -	$ -	$ -
1812	601001146	NCP-14477	SCADA Software (64-Bit)	FP-NMG Intangible	303.3	$ -	$ -	$ -	$ -	$ -	$ 329,479	$ -
1813	601001147	NCP-16120	Technical Toolbox Upgrade (2022)	FP-NMG Intangible	303.3	$ -	$ -	$ -	$ -	$ -	$ -	$ -
1814	T621001148	PRE-08868	Alamo-Holloman B Line ILI Optimization	FP-NMG Transm Specific-Replace	367.1	$ -	$ -	$ -	$ -	$ -	$ -	$ -
1815	T621001148	PRE-08868	Alamo-Holloman B Line ILI Optimization	FP-NMG Transm Specific-Replace	368.0	$ -	$ -	$ -	$ -	$ -	$ -	$ -
1816	T621001148	PRE-08868	Alamo-Holloman B Line ILI Optimization	FP-NMG Transm Specific-Replace	369.0	$ -	$ -	$ -	$ -	$ -	$ -	$ -
1817	601001149	NCP-14482	2021 Service Suite Enhancements	FP-NMG Intangible	303.3	$ -	$ -	$ -	$ -	$ -	$ -	$ -
1818	T624001150	PRE-08822	RSV - Roswell ML - South of Hagerman	FP-NMG Transm Specific-Replace	367.1	$ -	$ -	$ -	$ -	$ -	$ -	$ -
1819	T624001150	PRE-08822	RSV - Roswell ML - South of Hagerman	FP-NMG Transm Specific-Replace	368.0	$ -	$ -	$ -	$ -	$ -	$ -	$ -
1820	T624001150	PRE-08822	RSV - Roswell ML - South of Hagerman	FP-NMG Transm Specific-Replace	369.0	$ -	$ -	$ -	$ -	$ -	$ -	$ -
1821	601001151	NCP-14727	2020 Electronic Data Capture	FP-NMG Intangible	303.3	$ -	$ -	$ -	$ -	$ -	$ -	$ -
1822	601001152	TEMP	2022 Service Suite Enhancements	FP-NMG Intangible	303.3	$ -	$ -	$ -	$ -	$ -	$ -	$ -
1823	T624001153	PRE-08823	RSV: Roswell ML - North of Felix BV	FP-NMG Transm Specific-Replace	367.1	$ -	$ -	$ -	$ -	$ -	$ -	$ -
1824	T624001153	PRE-08823	RSV: Roswell ML - North of Felix BV	FP-NMG Transm Specific-Replace	368.0	$ -	$ -	$ -	$ -	$ -	$ -	$ -
1825	T624001153	PRE-08823	RSV: Roswell ML - North of Felix BV	FP-NMG Transm Specific-Replace	369.0	$ -	$ -	$ -	$ -	$ -	$ -	$ -
1826	601001154	NCP-14487	SFTP Replacement	FP-NMG Intangible	303.3	$ -	$ -	$ -	$ -	$ -	$ -	$ -
1827	601001155	NCP-15931	Electronic Field Data Capture (EFDC) - Year 2	FP-NMG Intangible	303.3	$ -	$ -	$ -	$ -	$ -	$ -	$ -
1828	601001156	TEMP	Electronic Field Data Capture (EFDC) - Year 5	FP-NMG Intangible	303.3	$ -	$ -	$ -	$ -	$ -	$ -	$ -
1829	T610001157	TEMP	Santa Fe 12in Metro-NC Split	FP-NMG Transm Specific-Replace	367.1	$ -	$ -	$ -	$ -	$ -	$ -	$ -
1830	T610001157	TEMP	Santa Fe 12in Metro-NC Split	FP-NMG Transm Specific-Replace	368.0	$ -	$ -	$ -	$ -	$ -	$ -	$ -
1831	T610001157	TEMP	Santa Fe 12in Metro-NC Split	FP-NMG Transm Specific-Replace	369.0	$ -	$ -	$ -	$ -	$ -	$ -	$ -
1832	601001158	NCP-14550	2020 Video Security Upgrade	FP-NMG Office Furn & Equip	391.2	$ -	$ -	$ -	$ -	$ -	$ -	$ -
1833	601001158	NCP-14550	2020 Video Security Upgrade	FP-NMG Office Furn & Equip	397.0	$ -	$ -	$ -	$ -	$ -	$ -	$ -
1834	601001158	NCP-14550	2020 Video Security Upgrade	FP-NMG Office Furn & Equip	398.0	$ -	$ -	$ -	$ -	$ -	$ -	$ -
1835	601001159	NCP-14479	2020 Web Portal Enhancements	FP-NMG Intangible	303.3	$ -	$ -	$ -	$ -	$ -	$ -	$ -
1836	601001160	NCP-14480	Web Portal Enhancements	FP-NMG Intangible	303.3	$ -	$ -	$ -	$ -	$ -	$ -	$ -
1837	601001161	TEMP	2022 Web Portal Enhancements	FP-NMG Intangible	303.3	$ -	$ -	$ -	$ -	$ -	$ -	$ -
1838	601001162	NCP-14649	2021 Itron (FCS) Upgrade	FP-NMG Intangible	303.3	$ -	$ -	$ -	$ -	$ -	$ -	$ -
1839	601001163	TEMP	Itron (FCS) Upgrade	FP-NMG Intangible	303.3	$ -	$ -	$ -	$ -	$ -	$ -	$ -
1840	T610001165	TEMP	Santa Fe 12in Metro-NC Split San Felipe Make Piggable	FP-NMG Transm Specific-Replace	367.1	$ -	$ -	$ -	$ -	$ -	$ -	$ -
1841	T610001165	TEMP	Santa Fe 12in Metro-NC Split San Felipe Make Piggable	FP-NMG Transm Specific-Replace	368.0	$ -	$ -	$ -	$ -	$ -	$ -	$ -
1842	T610001165	TEMP	Santa Fe 12in Metro-NC Split San Felipe Make Piggable	FP-NMG Transm Specific-Replace	369.0	$ -	$ -	$ -	$ -	$ -	$ -	$ -
1843	T680001166	PRE-08743	Dulce Border station Auto-Dump installation	FP-NMG Transm Stations-Replace	368.0	$ -	$ -	$ -	$ 3,894	$ -	$ -	$ -
1844	T680001166	PRE-08743	Dulce Border station Auto-Dump installation	FP-NMG Transm Stations-Replace	369.0	$ -	$ -	$ -	$ 15,576	$ -	$ -	$ -
1845	T680001167	PRE-08884	Chama West Regulator Replacement	FP-NMG Transm Stations-Replace	368.0	$ -	$ -	$ -	$ -	$ -	$ -	$ -
1846	T680001167	PRE-08884	Chama West Regulator Replacement	FP-NMG Transm Stations-Replace	369.0	$ -	$ -	$ -	$ -	$ -	$ -	$ -
1847	T680001168	PRE-08885	Chama Station meter replacement	FP-NMG Transm Stations-Replace	368.0	$ -	$ -	$ -	$ -	$ -	$ -	$ -
1848	T680001168	PRE-08885	Chama Station meter replacement	FP-NMG Transm Stations-Replace	369.0	$ -	$ -	$ -	$ -	$ -	$ -	$ -
1849	T680001169	PRE-08744	Cuba border station meter replacement	FP-NMG Transm Stations-Replace	368.0	$ -	$ -	$ -	$ -	$ -	$ -	$ -
1850	T680001169	PRE-08744	Cuba border station meter replacement	FP-NMG Transm Stations-Replace	369.0	$ -	$ -	$ -	$ -	$ -	$ -	$ -
1851	T680001170	PRE-08873	Duplicate Animas Power Plant 6" Make Piggable	FP-NMG Transm Specific-Replace	367.1	$ -	$ -	$ -	$ -	$ -	$ -	$ -

NEW MEXICO GAS COMPANY, INC.

Plant Gross Activity
Base Period - 12 Months Ending March 31, 2023
Future Test Year - 12 Months Ending September 30, 2025

	A	B	C	D	E	M	N	O	P	Q	R	S	T
3	Investment Number	FP Number	Investment Name	FP Type	FERC Account	11/30/2023	12/31/2023	1/31/2024	2/29/2024	3/31/2024	4/30/2024	5/31/2024	6/30/2024
1796	T680001137	TEMP	RSV: DOE ML - Lybrook BV # 2_MP 12.56	FP-NMG Transm Specific-Replace	368.0	$ -	$ -	$ -	$ -	$ -	$ -	$ -	$ -
1797	T680001137	TEMP	RSV: DOE ML - Lybrook BV # 2_MP 12.56	FP-NMG Transm Specific-Replace	369.0	$ -	$ -	$ -	$ -	$ -	$ -	$ -	$ -
1798	601001138	NCP-14467	Business Intelligence & Analytics Initiative	FP-NMG Intangible	303.3	$ -	$ -	$ -	$ -	$ -	$ -	$ -	$ -
1799	T680001139	PRE-08861	JT SKID	FP-NMG Transm Specific-Replace	367.1	$ -	$ -	$ -	$ -	$ -	$ -	$ -	$ -
1800	T680001139	PRE-08861	JT SKID	FP-NMG Transm Specific-Replace	368.0	$ -	$ -	$ -	$ -	$ -	$ -	$ -	$ -
1801	T680001139	PRE-08861	JT SKID	FP-NMG Transm Specific-Replace	369.0	$ -	$ -	$ -	$ -	$ -	$ -	$ -	$ -
1802	T610001140	NEW-14174	Abq 24in East, North RP to SFJ Make Piggable	FP-NMG Transm Specific-Replace	367.1	$ -	$ -	$ -	$ -	$ -	$ -	$ -	$ -
1803	T610001140	NEW-14174	Abq 24in East, North RP to SFJ Make Piggable	FP-NMG Transm Specific-Replace	368.0	$ -	$ -	$ -	$ -	$ -	$ -	$ -	$ -
1804	T610001140	NEW-14174	Abq 24in East, North RP to SFJ Make Piggable	FP-NMG Transm Specific-Replace	369.0	$ -	$ -	$ -	$ -	$ -	$ -	$ -	$ -
1805	601001141	NCP-14475	2020 Job Scheduler Upgrade (AppWorx)	FP-NMG Intangible	303.3	$ -	$ -	$ -	$ -	$ -	$ -	$ -	$ -
1806	601001142	NCP-14476	2021 Job Scheduler Upgrade (AppWorx)	FP-NMG Intangible	303.3	$ -	$ -	$ -	$ -	$ -	$ -	$ -	$ -
1807	601001143	NCP-16171	Quorum Upgrade / Replace	FP-NMG Intangible	303.3	$ -	$ -	$ -	$ -	$ -	$ -	$ -	$ -
1808	T624001144	PRE-08804	RSV: Roswell ML - Dexter Canal BV	FP-NMG Transm Specific-Replace	367.1	$ -	$ -	$ -	$ -	$ -	$ -	$ -	$ -
1809	T624001144	PRE-08804	RSV: Roswell ML - Dexter Canal BV	FP-NMG Transm Specific-Replace	368.0	$ -	$ -	$ -	$ -	$ -	$ -	$ -	$ -
1810	T624001144	PRE-08804	RSV: Roswell ML - Dexter Canal BV	FP-NMG Transm Specific-Replace	369.0	$ -	$ -	$ -	$ -	$ -	$ -	$ -	$ -
1811	601001145	NCP-14481	2020 Service Suite Enhancements	FP-NMG Intangible	303.3	$ -	$ -	$ -	$ -	$ -	$ -	$ -	$ -
1812	601001146	NCP-14477	SCADA Software (64-Bit)	FP-NMG Intangible	303.3	$ -	$ -	$ -	$ -	$ -	$ -	$ -	$ -
1813	601001147	NCP-16120	Technical Toolbox Upgrade (2022)	FP-NMG Intangible	303.3	$ -	$ -	$ -	$ -	$ -	$ -	$ -	$ -
1814	T621001148	PRE-08868	Alamo-Holloman B Line ILI Optimization	FP-NMG Transm Specific-Replace	367.1	$ -	$ -	$ -	$ -	$ -	$ -	$ -	$ -
1815	T621001148	PRE-08868	Alamo-Holloman B Line ILI Optimization	FP-NMG Transm Specific-Replace	368.0	$ -	$ -	$ -	$ -	$ -	$ -	$ -	$ -
1816	T621001148	PRE-08868	Alamo-Holloman B Line ILI Optimization	FP-NMG Transm Specific-Replace	369.0	$ -	$ -	$ -	$ -	$ -	$ -	$ -	$ -
1817	601001149	NCP-14482	2021 Service Suite Enhancements	FP-NMG Intangible	303.3	$ -	$ -	$ -	$ -	$ -	$ -	$ -	$ -
1818	T624001150	PRE-08822	RSV - Roswell ML - South of Hagerman	FP-NMG Transm Specific-Replace	367.1	$ -	$ -	$ -	$ -	$ -	$ -	$ -	$ -
1819	T624001150	PRE-08822	RSV - Roswell ML - South of Hagerman	FP-NMG Transm Specific-Replace	368.0	$ -	$ -	$ -	$ -	$ -	$ -	$ -	$ -
1820	T624001150	PRE-08822	RSV - Roswell ML - South of Hagerman	FP-NMG Transm Specific-Replace	369.0	$ -	$ -	$ -	$ -	$ -	$ -	$ -	$ -
1821	601001151	NCP-14727	2020 Electronic Data Capture	FP-NMG Intangible	303.3	$ -	$ -	$ -	$ -	$ -	$ -	$ -	$ -
1822	601001152	TEMP	2022 Service Suite Enhancements	FP-NMG Intangible	303.3	$ -	$ -	$ -	$ -	$ -	$ -	$ -	$ -
1823	T624001153	PRE-08823	RSV: Roswell ML - North of Felix BV	FP-NMG Transm Specific-Replace	367.1	$ -	$ -	$ -	$ -	$ -	$ -	$ -	$ -
1824	T624001153	PRE-08823	RSV: Roswell ML - North of Felix BV	FP-NMG Transm Specific-Replace	368.0	$ -	$ -	$ -	$ -	$ -	$ -	$ -	$ -
1825	T624001153	PRE-08823	RSV: Roswell ML - North of Felix BV	FP-NMG Transm Specific-Replace	369.0	$ -	$ -	$ -	$ -	$ -	$ -	$ -	$ -
1826	601001154	NCP-14487	SFTP Replacement	FP-NMG Intangible	303.3	$ -	$ -	$ -	$ -	$ -	$ -	$ -	$ -
1827	601001155	NCP-15931	Electronic Field Data Capture (EFDC) - Year 2	FP-NMG Intangible	303.3	$ -	$ -	$ -	$ -	$ -	$ -	$ -	$ -
1828	601001156	TEMP	Electronic Field Data Capture (EFDC) - Year 5	FP-NMG Intangible	303.3	$ -	$ -	$ -	$ -	$ -	$ -	$ -	$ -
1829	T610001157	TEMP	Santa Fe 12in Metro-NC Split	FP-NMG Transm Specific-Replace	367.1	$ -	$ -	$ -	$ -	$ -	$ -	$ -	$ -
1830	T610001157	TEMP	Santa Fe 12in Metro-NC Split	FP-NMG Transm Specific-Replace	368.0	$ -	$ -	$ -	$ -	$ -	$ -	$ -	$ -
1831	T610001157	TEMP	Santa Fe 12in Metro-NC Split	FP-NMG Transm Specific-Replace	369.0	$ -	$ -	$ -	$ -	$ -	$ -	$ -	$ -
1832	601001158	NCP-14550	2020 Video Security Upgrade	FP-NMG Office Furn & Equip	391.2	$ -	$ -	$ -	$ -	$ -	$ -	$ -	$ -
1833	601001158	NCP-14550	2020 Video Security Upgrade	FP-NMG Office Furn & Equip	397.0	$ -	$ -	$ -	$ -	$ -	$ -	$ -	$ -
1834	601001158	NCP-14550	2020 Video Security Upgrade	FP-NMG Office Furn & Equip	398.0	$ -	$ -	$ -	$ -	$ -	$ -	$ -	$ -
1835	601001159	NCP-14479	2020 Web Portal Enhancements	FP-NMG Intangible	303.3	$ -	$ -	$ -	$ -	$ -	$ -	$ -	$ -
1836	601001160	NCP-14480	Web Portal Enhancements	FP-NMG Intangible	303.3	$ -	$ -	$ -	$ -	$ -	$ -	$ -	$ -
1837	601001161	TEMP	2022 Web Portal Enhancements	FP-NMG Intangible	303.3	$ -	$ -	$ -	$ -	$ -	$ -	$ -	$ -
1838	601001162	NCP-14649	2021 Itron (FCS) Upgrade	FP-NMG Intangible	303.3	$ -	$ -	$ -	$ -	$ -	$ -	$ -	$ -
1839	601001163	TEMP	Itron (FCS) Upgrade	FP-NMG Intangible	303.3	$ -	$ -	$ -	$ -	$ -	$ -	$ -	$ -
1840	T610001165	TEMP	Santa Fe 12in Metro-NC Split San Felipe Make Piggable	FP-NMG Transm Specific-Replace	367.1	$ -	$ -	$ -	$ -	$ -	$ -	$ -	$ -
1841	T610001165	TEMP	Santa Fe 12in Metro-NC Split San Felipe Make Piggable	FP-NMG Transm Specific-Replace	368.0	$ -	$ -	$ -	$ -	$ -	$ -	$ -	$ -
1842	T610001165	TEMP	Santa Fe 12in Metro-NC Split San Felipe Make Piggable	FP-NMG Transm Specific-Replace	369.0	$ -	$ -	$ -	$ -	$ -	$ -	$ -	$ -
1843	T680001166	PRE-08743	Dulce Border station Auto-Dump installation	FP-NMG Transm Stations-Replace	368.0	$ -	$ -	$ -	$ -	$ -	$ -	$ -	$ -
1844	T680001166	PRE-08743	Dulce Border station Auto-Dump installation	FP-NMG Transm Stations-Replace	369.0	$ -	$ -	$ -	$ -	$ -	$ -	$ -	$ -
1845	T680001167	PRE-08884	Chama West Regulator Replacement	FP-NMG Transm Stations-Replace	368.0	$ -	$ -	$ -	$ -	$ -	$ -	$ -	$ -
1846	T680001167	PRE-08884	Chama West Regulator Replacement	FP-NMG Transm Stations-Replace	369.0	$ -	$ -	$ -	$ -	$ -	$ -	$ -	$ -
1847	T680001168	PRE-08885	Chama Station meter replacement	FP-NMG Transm Stations-Replace	368.0	$ -	$ -	$ -	$ -	$ -	$ -	$ -	$ -
1848	T680001168	PRE-08885	Chama Station meter replacement	FP-NMG Transm Stations-Replace	369.0	$ -	$ -	$ -	$ -	$ -	$ -	$ -	$ -
1849	T680001169	PRE-08744	Cuba border station meter replacement	FP-NMG Transm Stations-Replace	368.0	$ -	$ -	$ -	$ -	$ -	$ -	$ -	$ -
1850	T680001169	PRE-08744	Cuba border station meter replacement	FP-NMG Transm Stations-Replace	369.0	$ -	$ -	$ -	$ -	$ -	$ -	$ -	$ -
1851	T680001170	PRE-08873	Duplicate Animas Power Plant 6" Make Piggable	FP-NMG Transm Specific-Replace	367.1	$ -	$ -	$ -	$ -	$ -	$ -	$ -	$ -

NEW MEXICO GAS COMPANY, INC.

Plant Gross Activity
Base Period - 12 Months Ending March 31, 2023
Future Test Year - 12 Months Ending September 30, 2025

	A	B	C	D	E	U	V	W	X	Y	Z	AA
3	Investment Number	FP Number	Investment Name	FP Type	FERC Account	7/31/2024	8/31/2024	9/30/2024	10/31/2024	11/30/2024	12/31/2024	1/31/2025
1796	T680001137	TEMP	RSV: DOE ML - Lybrook BV # 2_MP 12.56	FP-NMG Transm Specific-Replace	368.0	$ -	$ -	$ -	$ -	$ -	$ -	$ -
1797	T680001137	TEMP	RSV: DOE ML - Lybrook BV # 2_MP 12.56	FP-NMG Transm Specific-Replace	369.0	$ -	$ -	$ -	$ -	$ -	$ -	$ -
1798	601001138	NCP-14467	Business Intelligence & Analytics Initiative	FP-NMG Intangible	303.3	$ -	$ -	$ -	$ -	$ -	$ -	$ -
1799	T680001139	PRE-08861	JT SKID	FP-NMG Transm Specific-Replace	367.1	$ -	$ -	$ -	$ -	$ -	$ -	$ -
1800	T680001139	PRE-08861	JT SKID	FP-NMG Transm Specific-Replace	368.0	$ -	$ -	$ -	$ -	$ -	$ -	$ -
1801	T680001139	PRE-08861	JT SKID	FP-NMG Transm Specific-Replace	369.0	$ -	$ -	$ -	$ -	$ -	$ -	$ -
1802	T610001140	NEW-14174	Abq 24in East, North RP to SFJ Make Piggable	FP-NMG Transm Specific-Replace	367.1	$ -	$ -	$ -	$ -	$ -	$ -	$ -
1803	T610001140	NEW-14174	Abq 24in East, North RP to SFJ Make Piggable	FP-NMG Transm Specific-Replace	368.0	$ -	$ -	$ -	$ -	$ -	$ -	$ -
1804	T610001140	NEW-14174	Abq 24in East, North RP to SFJ Make Piggable	FP-NMG Transm Specific-Replace	369.0	$ -	$ -	$ -	$ -	$ -	$ -	$ -
1805	601001141	NCP-14475	2020 Job Scheduler Upgrade (AppWorx)	FP-NMG Intangible	303.3	$ -	$ -	$ -	$ -	$ -	$ -	$ -
1806	601001142	NCP-14476	2021 Job Scheduler Upgrade (AppWorx)	FP-NMG Intangible	303.3	$ -	$ -	$ -	$ -	$ -	$ -	$ -
1807	601001143	NCP-16171	Quorum Upgrade / Replace	FP-NMG Intangible	303.3	$ -	$ -	$ -	$ -	$ -	$ -	$ 342,778
1808	T624001144	PRE-08804	RSV: Roswell ML - Dexter Canal BV	FP-NMG Transm Specific-Replace	367.1	$ -	$ -	$ -	$ -	$ -	$ -	$ -
1809	T624001144	PRE-08804	RSV: Roswell ML - Dexter Canal BV	FP-NMG Transm Specific-Replace	368.0	$ -	$ -	$ -	$ -	$ -	$ -	$ -
1810	T624001144	PRE-08804	RSV: Roswell ML - Dexter Canal BV	FP-NMG Transm Specific-Replace	369.0	$ -	$ -	$ -	$ -	$ -	$ -	$ -
1811	601001145	NCP-14481	2020 Service Suite Enhancements	FP-NMG Intangible	303.3	$ -	$ -	$ -	$ -	$ -	$ -	$ -
1812	601001146	NCP-14477	SCADA Software (64-Bit)	FP-NMG Intangible	303.3	$ -	$ -	$ -	$ -	$ -	$ -	$ -
1813	601001147	NCP-16120	Technical Toolbox Upgrade (2022)	FP-NMG Intangible	303.3	$ -	$ -	$ -	$ -	$ -	$ -	$ -
1814	T621001148	PRE-08868	Alamo-Holloman B Line ILI Optimization	FP-NMG Transm Specific-Replace	367.1	$ -	$ -	$ -	$ -	$ 351,857	$ -	$ -
1815	T621001148	PRE-08868	Alamo-Holloman B Line ILI Optimization	FP-NMG Transm Specific-Replace	368.0	$ -	$ -	$ -	$ -	$ 50,265	$ -	$ -
1816	T621001148	PRE-08868	Alamo-Holloman B Line ILI Optimization	FP-NMG Transm Specific-Replace	369.0	$ -	$ -	$ -	$ -	$ 100,531	$ -	$ -
1817	601001149	NCP-14482	2021 Service Suite Enhancements	FP-NMG Intangible	303.3	$ -	$ -	$ -	$ -	$ -	$ -	$ -
1818	T624001150	PRE-08822	RSV - Roswell ML - South of Hagerman	FP-NMG Transm Specific-Replace	367.1	$ -	$ -	$ -	$ -	$ -	$ -	$ -
1819	T624001150	PRE-08822	RSV - Roswell ML - South of Hagerman	FP-NMG Transm Specific-Replace	368.0	$ -	$ -	$ -	$ -	$ -	$ -	$ -
1820	T624001150	PRE-08822	RSV - Roswell ML - South of Hagerman	FP-NMG Transm Specific-Replace	369.0	$ -	$ -	$ -	$ -	$ -	$ -	$ -
1821	601001151	NCP-14727	2020 Electronic Data Capture	FP-NMG Intangible	303.3	$ -	$ -	$ -	$ -	$ -	$ -	$ -
1822	601001152	TEMP	2022 Service Suite Enhancements	FP-NMG Intangible	303.3	$ -	$ -	$ -	$ -	$ -	$ -	$ -
1823	T624001153	PRE-08823	RSV: Roswell ML - North of Felix BV	FP-NMG Transm Specific-Replace	367.1	$ -	$ -	$ -	$ -	$ -	$ -	$ -
1824	T624001153	PRE-08823	RSV: Roswell ML - North of Felix BV	FP-NMG Transm Specific-Replace	368.0	$ -	$ -	$ -	$ -	$ -	$ -	$ -
1825	T624001153	PRE-08823	RSV: Roswell ML - North of Felix BV	FP-NMG Transm Specific-Replace	369.0	$ -	$ -	$ -	$ -	$ -	$ -	$ -
1826	601001154	NCP-14487	SFTP Replacement	FP-NMG Intangible	303.3	$ -	$ -	$ -	$ -	$ -	$ -	$ -
1827	601001155	NCP-15931	Electronic Field Data Capture (EFDC) - Year 2	FP-NMG Intangible	303.3	$ -	$ -	$ -	$ -	$ -	$ -	$ -
1828	601001156	TEMP	Electronic Field Data Capture (EFDC) - Year 5	FP-NMG Intangible	303.3	$ -	$ -	$ -	$ -	$ -	$ -	$ 253,914
1829	T610001157	TEMP	Santa Fe 12in Metro-NC Split	FP-NMG Transm Specific-Replace	367.1	$ -	$ -	$ -	$ -	$ -	$ -	$ -
1830	T610001157	TEMP	Santa Fe 12in Metro-NC Split	FP-NMG Transm Specific-Replace	368.0	$ -	$ -	$ -	$ -	$ -	$ -	$ -
1831	T610001157	TEMP	Santa Fe 12in Metro-NC Split	FP-NMG Transm Specific-Replace	369.0	$ -	$ -	$ -	$ -	$ -	$ -	$ -
1832	601001158	NCP-14550	2020 Video Security Upgrade	FP-NMG Office Furn & Equip	391.2	$ -	$ -	$ -	$ -	$ -	$ -	$ -
1833	601001158	NCP-14550	2020 Video Security Upgrade	FP-NMG Office Furn & Equip	397.0	$ -	$ -	$ -	$ -	$ -	$ -	$ -
1834	601001158	NCP-14550	2020 Video Security Upgrade	FP-NMG Office Furn & Equip	398.0	$ -	$ -	$ -	$ -	$ -	$ -	$ -
1835	601001159	NCP-14479	2020 Web Portal Enhancements	FP-NMG Intangible	303.3	$ -	$ -	$ -	$ -	$ -	$ -	$ -
1836	601001160	NCP-14480	Web Portal Enhancements	FP-NMG Intangible	303.3	$ -	$ -	$ -	$ -	$ -	$ -	$ -
1837	601001161	TEMP	2022 Web Portal Enhancements	FP-NMG Intangible	303.3	$ -	$ -	$ -	$ -	$ -	$ -	$ -
1838	601001162	NCP-14649	2021 Itron (FCS) Upgrade	FP-NMG Intangible	303.3	$ -	$ -	$ -	$ -	$ -	$ -	$ -
1839	601001163	TEMP	Itron (FCS) Upgrade	FP-NMG Intangible	303.3	$ -	$ -	$ -	$ -	$ -	$ -	$ -
1840	T610001165	TEMP	Santa Fe 12in Metro-NC Split San Felipe Make Piggable	FP-NMG Transm Specific-Replace	367.1	$ -	$ -	$ -	$ -	$ -	$ -	$ -
1841	T610001165	TEMP	Santa Fe 12in Metro-NC Split San Felipe Make Piggable	FP-NMG Transm Specific-Replace	368.0	$ -	$ -	$ -	$ -	$ -	$ -	$ -
1842	T610001165	TEMP	Santa Fe 12in Metro-NC Split San Felipe Make Piggable	FP-NMG Transm Specific-Replace	369.0	$ -	$ -	$ -	$ -	$ -	$ -	$ -
1843	T680001166	PRE-08743	Dulce Border station Auto-Dump installation	FP-NMG Transm Stations-Replace	368.0	$ -	$ -	$ -	$ -	$ -	$ -	$ -
1844	T680001166	PRE-08743	Dulce Border station Auto-Dump installation	FP-NMG Transm Stations-Replace	369.0	$ -	$ -	$ -	$ -	$ -	$ -	$ -
1845	T680001167	PRE-08884	Chama West Regulator Replacement	FP-NMG Transm Stations-Replace	368.0	$ -	$ -	$ -	$ -	$ -	$ -	$ -
1846	T680001167	PRE-08884	Chama West Regulator Replacement	FP-NMG Transm Stations-Replace	369.0	$ -	$ -	$ -	$ -	$ -	$ -	$ -
1847	T680001168	PRE-08885	Chama Station meter replacement	FP-NMG Transm Stations-Replace	368.0	$ -	$ -	$ -	$ -	$ -	$ -	$ -
1848	T680001168	PRE-08885	Chama Station meter replacement	FP-NMG Transm Stations-Replace	369.0	$ -	$ -	$ -	$ -	$ -	$ -	$ -
1849	T680001169	PRE-08744	Cuba border station meter replacement	FP-NMG Transm Stations-Replace	368.0	$ -	$ -	$ -	$ -	$ -	$ -	$ -
1850	T680001169	PRE-08744	Cuba border station meter replacement	FP-NMG Transm Stations-Replace	369.0	$ -	$ -	$ -	$ -	$ -	$ -	$ -
1851	T680001170	PRE-08873	Duplicate Animas Power Plant 6" Make Piggable	FP-NMG Transm Specific-Replace	367.1	$ -	$ -	$ -	$ -	$ -	$ -	$ -

NEW MEXICO GAS COMPANY, INC.

Plant Gross Activity
Base Period - 12 Months Ending March 31, 2023
Future Test Year - 12 Months Ending September 30, 2025

	A	B	C	D	E	AB	AC	AD	AE	AF	AG	AH	AI
3	Investment Number	FP Number	Investment Name	FP Type	FERC Account	2/28/2025	3/31/2025	4/30/2025	5/31/2025	6/30/2025	7/31/2025	8/31/2025	9/30/2025
1796	T680001137	TEMP	RSV: DOE ML - Lybrook BV # 2_MP 12.56	FP-NMG Transm Specific-Replace	368.0	$ -	$ -	$ -	$ -	$ -	$ -	$ -	$ -
1797	T680001137	TEMP	RSV: DOE ML - Lybrook BV # 2_MP 12.56	FP-NMG Transm Specific-Replace	369.0	$ -	$ -	$ -	$ -	$ -	$ -	$ -	$ -
1798	601001138	NCP-14467	Business Intelligence & Analytics Initiative	FP-NMG Intangible	303.3	$ -	$ -	$ -	$ -	$ -	$ -	$ -	$ -
1799	T680001139	PRE-08861	JT SKID	FP-NMG Transm Specific-Replace	367.1	$ -	$ -	$ -	$ -	$ -	$ -	$ -	$ -
1800	T680001139	PRE-08861	JT SKID	FP-NMG Transm Specific-Replace	368.0	$ -	$ -	$ -	$ -	$ -	$ -	$ -	$ -
1801	T680001139	PRE-08861	JT SKID	FP-NMG Transm Specific-Replace	369.0	$ -	$ -	$ -	$ -	$ -	$ -	$ -	$ -
1802	T610001140	NEW-14174	Abq 24in East, North RP to SFJ Make Piggable	FP-NMG Transm Specific-Replace	367.1	$ -	$ -	$ -	$ -	$ -	$ -	$ -	$ -
1803	T610001140	NEW-14174	Abq 24in East, North RP to SFJ Make Piggable	FP-NMG Transm Specific-Replace	368.0	$ -	$ -	$ -	$ -	$ -	$ -	$ -	$ -
1804	T610001140	NEW-14174	Abq 24in East, North RP to SFJ Make Piggable	FP-NMG Transm Specific-Replace	369.0	$ -	$ -	$ -	$ -	$ -	$ -	$ -	$ -
1805	601001141	NCP-14475	2020 Job Scheduler Upgrade (AppWorx)	FP-NMG Intangible	303.3	$ -	$ -	$ -	$ -	$ -	$ -	$ -	$ -
1806	601001142	NCP-14476	2021 Job Scheduler Upgrade (AppWorx)	FP-NMG Intangible	303.3	$ -	$ -	$ -	$ -	$ -	$ -	$ -	$ -
1807	601001143	NCP-16171	Quorum Upgrade / Replace	FP-NMG Intangible	303.3	$ -	$ -	$ -	$ -	$ -	$ -	$ -	$ -
1808	T624001144	PRE-08804	RSV: Roswell ML - Dexter Canal BV	FP-NMG Transm Specific-Replace	367.1	$ -	$ -	$ -	$ -	$ -	$ -	$ -	$ -
1809	T624001144	PRE-08804	RSV: Roswell ML - Dexter Canal BV	FP-NMG Transm Specific-Replace	368.0	$ -	$ -	$ -	$ -	$ -	$ -	$ -	$ -
1810	T624001144	PRE-08804	RSV: Roswell ML - Dexter Canal BV	FP-NMG Transm Specific-Replace	369.0	$ -	$ -	$ -	$ -	$ -	$ -	$ -	$ -
1811	601001145	NCP-14481	2020 Service Suite Enhancements	FP-NMG Intangible	303.3	$ -	$ -	$ -	$ -	$ -	$ -	$ -	$ -
1812	601001146	NCP-14477	SCADA Software (64-Bit)	FP-NMG Intangible	303.3	$ -	$ -	$ -	$ -	$ -	$ -	$ -	$ -
1813	601001147	NCP-16120	Technical Toolbox Upgrade (2022)	FP-NMG Intangible	303.3	$ -	$ -	$ -	$ -	$ 43,108	$ -	$ -	$ -
1814	T621001148	PRE-08868	Alamo-Holloman B Line ILI Optimization	FP-NMG Transm Specific-Replace	367.1	$ -	$ -	$ -	$ -	$ -	$ -	$ -	$ -
1815	T621001148	PRE-08868	Alamo-Holloman B Line ILI Optimization	FP-NMG Transm Specific-Replace	368.0	$ -	$ -	$ -	$ -	$ -	$ -	$ -	$ -
1816	T621001148	PRE-08868	Alamo-Holloman B Line ILI Optimization	FP-NMG Transm Specific-Replace	369.0	$ -	$ -	$ -	$ -	$ -	$ -	$ -	$ -
1817	601001149	NCP-14482	2021 Service Suite Enhancements	FP-NMG Intangible	303.3	$ -	$ -	$ -	$ -	$ -	$ -	$ -	$ -
1818	T624001150	PRE-08822	RSV - Roswell ML - South of Hagerman	FP-NMG Transm Specific-Replace	367.1	$ -	$ -	$ -	$ -	$ -	$ -	$ -	$ -
1819	T624001150	PRE-08822	RSV - Roswell ML - South of Hagerman	FP-NMG Transm Specific-Replace	368.0	$ -	$ -	$ -	$ -	$ -	$ -	$ -	$ -
1820	T624001150	PRE-08822	RSV - Roswell ML - South of Hagerman	FP-NMG Transm Specific-Replace	369.0	$ -	$ -	$ -	$ -	$ -	$ -	$ -	$ -
1821	601001151	NCP-14727	2020 Electronic Data Capture	FP-NMG Intangible	303.3	$ -	$ -	$ -	$ -	$ -	$ -	$ -	$ -
1822	601001152	TEMP	2022 Service Suite Enhancements	FP-NMG Intangible	303.3	$ -	$ -	$ -	$ -	$ -	$ -	$ -	$ -
1823	T624001153	PRE-08823	RSV: Roswell ML - North of Felix BV	FP-NMG Transm Specific-Replace	367.1	$ -	$ -	$ -	$ -	$ -	$ -	$ -	$ -
1824	T624001153	PRE-08823	RSV: Roswell ML - North of Felix BV	FP-NMG Transm Specific-Replace	368.0	$ -	$ -	$ -	$ -	$ -	$ -	$ -	$ -
1825	T624001153	PRE-08823	RSV: Roswell ML - North of Felix BV	FP-NMG Transm Specific-Replace	369.0	$ -	$ -	$ -	$ -	$ -	$ -	$ -	$ -
1826	601001154	NCP-14487	SFTP Replacement	FP-NMG Intangible	303.3	$ -	$ -	$ -	$ -	$ -	$ -	$ -	$ -
1827	601001155	NCP-15931	Electronic Field Data Capture (EFDC) - Year 2	FP-NMG Intangible	303.3	$ -	$ -	$ -	$ -	$ -	$ -	$ -	$ -
1828	601001156	TEMP	Electronic Field Data Capture (EFDC) - Year 5	FP-NMG Intangible	303.3	$ -	$ -	$ -	$ -	$ -	$ -	$ -	$ -
1829	T610001157	TEMP	Santa Fe 12in Metro-NC Split	FP-NMG Transm Specific-Replace	367.1	$ -	$ -	$ -	$ -	$ -	$ -	$ -	$ -
1830	T610001157	TEMP	Santa Fe 12in Metro-NC Split	FP-NMG Transm Specific-Replace	368.0	$ -	$ -	$ -	$ -	$ -	$ -	$ -	$ -
1831	T610001157	TEMP	Santa Fe 12in Metro-NC Split	FP-NMG Transm Specific-Replace	369.0	$ -	$ -	$ -	$ -	$ -	$ -	$ -	$ -
1832	601001158	NCP-14550	2020 Video Security Upgrade	FP-NMG Office Furn & Equip	391.2	$ -	$ -	$ -	$ -	$ -	$ -	$ -	$ -
1833	601001158	NCP-14550	2020 Video Security Upgrade	FP-NMG Office Furn & Equip	397.0	$ -	$ -	$ -	$ -	$ -	$ -	$ -	$ -
1834	601001158	NCP-14550	2020 Video Security Upgrade	FP-NMG Office Furn & Equip	398.0	$ -	$ -	$ -	$ -	$ -	$ -	$ -	$ -
1835	601001159	NCP-14479	2020 Web Portal Enhancements	FP-NMG Intangible	303.3	$ -	$ -	$ -	$ -	$ -	$ -	$ -	$ -
1836	601001160	NCP-14480	Web Portal Enhancements	FP-NMG Intangible	303.3	$ -	$ -	$ -	$ -	$ -	$ -	$ -	$ -
1837	601001161	TEMP	2022 Web Portal Enhancements	FP-NMG Intangible	303.3	$ -	$ -	$ -	$ -	$ -	$ -	$ -	$ -
1838	601001162	NCP-14649	2021 Itron (FCS) Upgrade	FP-NMG Intangible	303.3	$ -	$ -	$ -	$ -	$ -	$ -	$ -	$ -
1839	601001163	TEMP	Itron (FCS) Upgrade	FP-NMG Intangible	303.3	$ -	$ -	$ -	$ -	$ -	$ -	$ -	$ -
1840	T610001165	TEMP	Santa Fe 12in Metro-NC Split San Felipe Make Piggable	FP-NMG Transm Specific-Replace	367.1	$ -	$ -	$ -	$ -	$ -	$ -	$ -	$ -
1841	T610001165	TEMP	Santa Fe 12in Metro-NC Split San Felipe Make Piggable	FP-NMG Transm Specific-Replace	368.0	$ -	$ -	$ -	$ -	$ -	$ -	$ -	$ -
1842	T610001165	TEMP	Santa Fe 12in Metro-NC Split San Felipe Make Piggable	FP-NMG Transm Specific-Replace	369.0	$ -	$ -	$ -	$ -	$ -	$ -	$ -	$ -
1843	T680001166	PRE-08743	Dulce Border station Auto-Dump installation	FP-NMG Transm Stations-Replace	368.0	$ -	$ -	$ -	$ -	$ -	$ -	$ -	$ -
1844	T680001166	PRE-08743	Dulce Border station Auto-Dump installation	FP-NMG Transm Stations-Replace	369.0	$ -	$ -	$ -	$ -	$ -	$ -	$ -	$ -
1845	T680001167	PRE-08884	Chama West Regulator Replacement	FP-NMG Transm Stations-Replace	368.0	$ -	$ -	$ -	$ -	$ -	$ -	$ -	$ -
1846	T680001167	PRE-08884	Chama West Regulator Replacement	FP-NMG Transm Stations-Replace	369.0	$ -	$ -	$ -	$ -	$ -	$ -	$ -	$ -
1847	T680001168	PRE-08885	Chama Station meter replacement	FP-NMG Transm Stations-Replace	368.0	$ -	$ -	$ -	$ -	$ -	$ -	$ -	$ -
1848	T680001168	PRE-08885	Chama Station meter replacement	FP-NMG Transm Stations-Replace	369.0	$ -	$ -	$ -	$ -	$ -	$ -	$ -	$ -
1849	T680001169	PRE-08744	Cuba border station meter replacement	FP-NMG Transm Stations-Replace	368.0	$ -	$ -	$ -	$ -	$ -	$ -	$ -	$ -
1850	T680001169	PRE-08744	Cuba border station meter replacement	FP-NMG Transm Stations-Replace	369.0	$ -	$ -	$ -	$ -	$ -	$ -	$ -	$ -
1851	T680001170	PRE-08873	Duplicate Animas Power Plant 6" Make Piggable	FP-NMG Transm Specific-Replace	367.1	$ -	$ -	$ -	$ -	$ -	$ -	$ -	$ -

NEW MEXICO GAS COMPANY, INC.

Plant Gross Activity
Base Period - 12 Months Ending March 31, 2023
Future Test Year - 12 Months Ending September 30, 2025

	A	B	C	D	E	F	G	H	I	J	K	L
3	Investment Number	FP Number	Investment Name	FP Type	FERC Account	4/30/2023	5/31/2023	6/30/2023	7/31/2023	8/31/2023	9/30/2023	10/31/2023
1852	T680001170	PRE-08873	Duplicate Animas Power Plant 6" Make Piggable	FP-NMG Transm Specific-Replace	368.0	$ -	$ -	$ -	$ -	$ -	$ -	$ -
1853	T680001170	PRE-08873	Duplicate Animas Power Plant 6" Make Piggable	FP-NMG Transm Specific-Replace	369.0	$ -	$ -	$ -	$ -	$ -	$ -	$ -
1854	T680001171	PRE-08745	Gallup Rebuild Indian Plaza Reg Station	FP-NMG Transm Stations-Replace	368.0	$ -	$ -	$ -	$ -	$ -	$ -	$ -
1855	T680001171	PRE-08745	Gallup Rebuild Indian Plaza Reg Station	FP-NMG Transm Stations-Replace	369.0	$ -	$ -	$ -	$ -	$ -	$ -	$ -
1856	T624001172	PRE-08886	Replace Block Valve at South Side Pecos	FP-NMG Transm Stations-Replace	368.0	$ -	$ 16,906	$ -	$ -	$ -	$ -	$ -
1857	T624001172	PRE-08886	Replace Block Valve at South Side Pecos	FP-NMG Transm Stations-Replace	369.0	$ -	$ 67,625	$ -	$ -	$ -	$ -	$ -
1858	T624001173	PRE-09790	RSV: Amax ML - Tie-In Amax & Potash Line	FP-NMG Transm Specific-Replace	367.1	$ -	$ -	$ -	$ -	$ -	$ -	$ -
1859	T624001173	PRE-09790	RSV: Amax ML - Tie-In Amax & Potash Line	FP-NMG Transm Specific-Replace	368.0	$ -	$ -	$ -	$ -	$ -	$ -	$ -
1860	T624001173	PRE-09790	RSV: Amax ML - Tie-In Amax & Potash Line	FP-NMG Transm Specific-Replace	369.0	$ -	$ -	$ -	$ -	$ -	$ -	$ -
1861	T624001174	PRE-08887	Replace West Side Pecos BV on Artesia ML	FP-NMG Transm Stations-Replace	368.0	$ -	$ -	$ -	$ -	$ -	$ -	$ -
1862	T624001174	PRE-08887	Replace West Side Pecos BV on Artesia ML	FP-NMG Transm Stations-Replace	369.0	$ -	$ -	$ -	$ -	$ -	$ -	$ -
1863	T610001175	NCP-14672	CNG Trailer	FP-NMG Tools, Shop & Garage Equip	394.0	$ -	$ -	$ -	$ -	$ -	$ -	$ -
1864	T624001176	PRE-08888	Retire 10" Galvanized block valve	FP-NMG Transm Stations-Replace	368.0	$ -	$ 14,594	$ -	$ -	$ -	$ -	$ -
1865	T624001176	PRE-08888	Retire 10" Galvanized block valve	FP-NMG Transm Stations-Replace	369.0	$ -	$ 58,374	$ -	$ -	$ -	$ -	$ -
1866	T624001177	PRE-08746	Retire drip tank between Redlake and Pecos River	FP-NMG Transm Stations-Replace	368.0	$ -	$ 23,787	$ -	$ -	$ -	$ -	$ -
1867	T624001177	PRE-08746	Retire drip tank between Redlake and Pecos River	FP-NMG Transm Stations-Replace	369.0	$ -	$ 95,149	$ -	$ -	$ -	$ -	$ -
1868	T624001178	TEMP	RSV: Jal Mainline - Jal Take-Off	FP-NMG Transm Specific-Replace	367.1	$ -	$ -	$ -	$ -	$ -	$ -	$ -
1869	T624001178	TEMP	RSV: Jal Mainline - Jal Take-Off	FP-NMG Transm Specific-Replace	368.0	$ -	$ -	$ -	$ -	$ -	$ -	$ -
1870	T624001178	TEMP	RSV: Jal Mainline - Jal Take-Off	FP-NMG Transm Specific-Replace	369.0	$ -	$ -	$ -	$ -	$ -	$ -	$ -
1871	T621001179	PRE-08761	Chaparral Compressor Station Inlet Valve Replacement	FP-NMG Transm Stations-Replace	368.0	$ -	$ -	$ -	$ -	$ -	$ -	$ -
1872	T621001179	PRE-08761	Chaparral Compressor Station Inlet Valve Replacement	FP-NMG Transm Stations-Replace	369.0	$ -	$ -	$ -	$ -	$ -	$ -	$ -
1873	T680001180	PRE-09069	Erosion Mitigation Abq 24, ,20, 18in ML Mats MP 47.922	FP-NMG Transm Specific-Replace	367.1	$ -	$ -	$ -	$ -	$ -	$ -	$ -
1874	T680001180	PRE-09069	Erosion Mitigation Abq 24, ,20, 18in ML Mats MP 47.922	FP-NMG Transm Specific-Replace	368.0	$ -	$ -	$ -	$ -	$ -	$ -	$ -
1875	T680001180	PRE-09069	Erosion Mitigation Abq 24, ,20, 18in ML Mats MP 47.922	FP-NMG Transm Specific-Replace	369.0	$ -	$ -	$ -	$ -	$ -	$ -	$ -
1876	T624001181	PRE-08841	Pecos Valley ML ILI Retrofit	FP-NMG Transm Specific-Replace	367.1	$ -	$ -	$ -	$ -	$ -	$ -	$ -
1877	T624001181	PRE-08841	Pecos Valley ML ILI Retrofit	FP-NMG Transm Specific-Replace	368.0	$ -	$ -	$ -	$ -	$ -	$ -	$ -
1878	T624001181	PRE-08841	Pecos Valley ML ILI Retrofit	FP-NMG Transm Specific-Replace	369.0	$ -	$ -	$ -	$ -	$ -	$ -	$ -
1879	T624001182	TEMP	RSV: Oil Center ML - Duke Tie-In to Oil Center	FP-NMG Transm Specific-Replace	367.1	$ -	$ -	$ -	$ -	$ -	$ -	$ -
1880	T624001182	TEMP	RSV: Oil Center ML - Duke Tie-In to Oil Center	FP-NMG Transm Specific-Replace	368.0	$ -	$ -	$ -	$ -	$ -	$ -	$ -
1881	T624001182	TEMP	RSV: Oil Center ML - Duke Tie-In to Oil Center	FP-NMG Transm Specific-Replace	369.0	$ -	$ -	$ -	$ -	$ -	$ -	$ -
1882	601001183	PRE-08857	Odorant Analysis 2021	FP-NMG Transm Specific-Replace	367.1	$ -	$ -	$ -	$ -	$ -	$ -	$ -
1883	601001183	PRE-08857	Odorant Analysis 2021	FP-NMG Transm Specific-Replace	368.0	$ -	$ -	$ -	$ -	$ -	$ -	$ -
1884	601001183	PRE-08857	Odorant Analysis 2021	FP-NMG Transm Specific-Replace	369.0	$ -	$ -	$ -	$ -	$ -	$ -	$ -
1885	601001184	PRE-10039	Odorant Analysis Phase 1	FP-NMG Transm Specific-Replace	367.1	$ -	$ -	$ -	$ -	$ -	$ 102,114	$ -
1886	601001184	PRE-10039	Odorant Analysis Phase 1	FP-NMG Transm Specific-Replace	368.0	$ -	$ -	$ -	$ -	$ -	$ 14,588	$ -
1887	601001184	PRE-10039	Odorant Analysis Phase 1	FP-NMG Transm Specific-Replace	369.0	$ -	$ -	$ -	$ -	$ -	$ 29,175	$ -
1888	T660001185	PRE-08808	RSV: Taos ML - Hernandez BV # 4	FP-NMG Transm Specific-Replace	367.1	$ -	$ -	$ -	$ -	$ -	$ -	$ -
1889	T660001185	PRE-08808	RSV: Taos ML - Hernandez BV # 4	FP-NMG Transm Specific-Replace	368.0	$ -	$ -	$ -	$ -	$ -	$ -	$ -
1890	T660001185	PRE-08808	RSV: Taos ML - Hernandez BV # 4	FP-NMG Transm Specific-Replace	369.0	$ -	$ -	$ -	$ -	$ -	$ -	$ -
1891	601001186	PRE-10037	Odorant Analysis Phase 2	FP-NMG Transm Specific-Replace	367.1	$ -	$ -	$ -	$ -	$ -	$ -	$ -
1892	601001186	PRE-10037	Odorant Analysis Phase 2	FP-NMG Transm Specific-Replace	368.0	$ -	$ -	$ -	$ -	$ -	$ -	$ -
1893	601001186	PRE-10037	Odorant Analysis Phase 2	FP-NMG Transm Specific-Replace	369.0	$ -	$ -	$ -	$ -	$ -	$ -	$ -
1894	T680001187	PRE-08843	Erosion Mitigation Albuquerque HP and LP 20in MLs MP 39.27 Mats	FP-NMG Transm Specific-Replace	367.1	$ -	$ -	$ -	$ -	$ -	$ -	$ -
1895	T680001187	PRE-08843	Erosion Mitigation Albuquerque HP and LP 20in MLs MP 39.27 Mats	FP-NMG Transm Specific-Replace	368.0	$ -	$ -	$ -	$ -	$ -	$ -	$ -
1896	T680001187	PRE-08843	Erosion Mitigation Albuquerque HP and LP 20in MLs MP 39.27 Mats	FP-NMG Transm Specific-Replace	369.0	$ -	$ -	$ -	$ -	$ -	$ -	$ -
1897	601001188	TEMP	Odorant Analysis Phase 3	FP-NMG Transm Specific-Replace	367.1	$ -	$ -	$ -	$ -	$ -	$ -	$ -
1898	601001188	TEMP	Odorant Analysis Phase 3	FP-NMG Transm Specific-Replace	368.0	$ -	$ -	$ -	$ -	$ -	$ -	$ -
1899	601001188	TEMP	Odorant Analysis Phase 3	FP-NMG Transm Specific-Replace	369.0	$ -	$ -	$ -	$ -	$ -	$ -	$ -
1900	T680001189	TEMP	Erosion Mitigation Brazos ML MP 1.36 Bore	FP-NMG Transm Specific-Replace	367.1	$ -	$ -	$ -	$ -	$ -	$ -	$ -
1901	T680001189	TEMP	Erosion Mitigation Brazos ML MP 1.36 Bore	FP-NMG Transm Specific-Replace	368.0	$ -	$ -	$ -	$ -	$ -	$ -	$ -
1902	T680001189	TEMP	Erosion Mitigation Brazos ML MP 1.36 Bore	FP-NMG Transm Specific-Replace	369.0	$ -	$ -	$ -	$ -	$ -	$ -	$ -
1903	T680001190	PRE-09995	Erosion Mitigation Brazos ML MP 5.17 Mats	FP-NMG Transm Specific-Replace	367.1	$ -	$ -	$ -	$ -	$ -	$ -	$ -
1904	T680001190	PRE-09995	Erosion Mitigation Brazos ML MP 5.17 Mats	FP-NMG Transm Specific-Replace	368.0	$ -	$ -	$ -	$ -	$ -	$ -	$ -
1905	T680001190	PRE-09995	Erosion Mitigation Brazos ML MP 5.17 Mats	FP-NMG Transm Specific-Replace	369.0	$ -	$ -	$ -	$ -	$ -	$ -	$ -
1906	T610001191	PRE-08844	Erosion Mitigation Coronado ML MP3.33 Bore	FP-NMG Transm Specific-Replace	367.1	$ -	$ -	$ -	$ -	$ -	$ -	$ -
1907	T610001191	PRE-08844	Erosion Mitigation Coronado ML MP3.33 Bore	FP-NMG Transm Specific-Replace	368.0	$ -	$ -	$ -	$ -	$ -	$ -	$ -

NEW MEXICO GAS COMPANY, INC.

Plant Gross Activity
Base Period - 12 Months Ending March 31, 2023
Future Test Year - 12 Months Ending September 30, 2025

	A	B	C	D	E	M	N	O	P	Q	R	S	T
3	Investment Number	FP Number	Investment Name	FP Type	FERC Account	11/30/2023	12/31/2023	1/31/2024	2/29/2024	3/31/2024	4/30/2024	5/31/2024	6/30/2024
1852	T680001170	PRE-08873	Duplicate Animas Power Plant 6" Make Piggable	FP-NMG Transm Specific-Replace	368.0	$ -	$ -	$ -	$ -	$ -	$ -	$ -	$ -
1853	T680001170	PRE-08873	Duplicate Animas Power Plant 6" Make Piggable	FP-NMG Transm Specific-Replace	369.0	$ -	$ -	$ -	$ -	$ -	$ -	$ -	$ -
1854	T680001171	PRE-08745	Gallup Rebuild Indian Plaza Reg Station	FP-NMG Transm Stations-Replace	368.0	$ -	$ -	$ -	$ -	$ -	$ -	$ -	$ -
1855	T680001171	PRE-08745	Gallup Rebuild Indian Plaza Reg Station	FP-NMG Transm Stations-Replace	369.0	$ -	$ -	$ -	$ -	$ -	$ -	$ -	$ -
1856	T624001172	PRE-08886	Replace Block Valve at South Side Pecos	FP-NMG Transm Stations-Replace	368.0	$ -	$ -	$ -	$ -	$ -	$ -	$ -	$ -
1857	T624001172	PRE-08886	Replace Block Valve at South Side Pecos	FP-NMG Transm Stations-Replace	369.0	$ -	$ -	$ -	$ -	$ -	$ -	$ -	$ -
1858	T624001173	PRE-09790	RSV: Amax ML - Tie-In Amax & Potash Line	FP-NMG Transm Specific-Replace	367.1	$ -	$ -	$ -	$ -	$ -	$ -	$ -	$ -
1859	T624001173	PRE-09790	RSV: Amax ML - Tie-In Amax & Potash Line	FP-NMG Transm Specific-Replace	368.0	$ -	$ -	$ -	$ -	$ -	$ -	$ -	$ -
1860	T624001173	PRE-09790	RSV: Amax ML - Tie-In Amax & Potash Line	FP-NMG Transm Specific-Replace	369.0	$ -	$ -	$ -	$ -	$ -	$ -	$ -	$ -
1861	T624001174	PRE-08887	Replace West Side Pecos BV on Artesia ML	FP-NMG Transm Stations-Replace	368.0	$ -	$ -	$ -	$ -	$ -	$ -	$ -	$ -
1862	T624001174	PRE-08887	Replace West Side Pecos BV on Artesia ML	FP-NMG Transm Stations-Replace	369.0	$ -	$ -	$ -	$ -	$ -	$ -	$ -	$ -
1863	T610001175	NCP-14672	CNG Trailer	FP-NMG Tools, Shop & Garage Equip	394.0	$ -	$ -	$ -	$ -	$ -	$ -	$ -	$ -
1864	T624001176	PRE-08888	Retire 10" Galvanized block valve	FP-NMG Transm Stations-Replace	368.0	$ -	$ -	$ -	$ -	$ -	$ -	$ -	$ -
1865	T624001176	PRE-08888	Retire 10" Galvanized block valve	FP-NMG Transm Stations-Replace	369.0	$ -	$ -	$ -	$ -	$ -	$ -	$ -	$ -
1866	T624001177	PRE-08746	Retire drip tank between Redlake and Pecos River	FP-NMG Transm Stations-Replace	368.0	$ -	$ -	$ -	$ -	$ -	$ -	$ -	$ -
1867	T624001177	PRE-08746	Retire drip tank between Redlake and Pecos River	FP-NMG Transm Stations-Replace	369.0	$ -	$ -	$ -	$ -	$ -	$ -	$ -	$ -
1868	T624001178	TEMP	RSV: Jal Mainline - Jal Take-Off	FP-NMG Transm Specific-Replace	367.1	$ -	$ -	$ -	$ -	$ -	$ -	$ -	$ -
1869	T624001178	TEMP	RSV: Jal Mainline - Jal Take-Off	FP-NMG Transm Specific-Replace	368.0	$ -	$ -	$ -	$ -	$ -	$ -	$ -	$ -
1870	T624001178	TEMP	RSV: Jal Mainline - Jal Take-Off	FP-NMG Transm Specific-Replace	369.0	$ -	$ -	$ -	$ -	$ -	$ -	$ -	$ -
1871	T621001179	PRE-08761	Chaparral Compressor Station Inlet Valve Replacement	FP-NMG Transm Stations-Replace	368.0	$ -	$ -	$ -	$ -	$ -	$ -	$ -	$ -
1872	T621001179	PRE-08761	Chaparral Compressor Station Inlet Valve Replacement	FP-NMG Transm Stations-Replace	369.0	$ -	$ -	$ -	$ -	$ -	$ -	$ -	$ -
1873	T680001180	PRE-09069	Erosion Mitigation Abq 24, ,20, 18in ML Mats MP 47.922	FP-NMG Transm Specific-Replace	367.1	$ -	$ -	$ -	$ -	$ -	$ -	$ -	$ -
1874	T680001180	PRE-09069	Erosion Mitigation Abq 24, ,20, 18in ML Mats MP 47.922	FP-NMG Transm Specific-Replace	368.0	$ -	$ -	$ -	$ -	$ -	$ -	$ -	$ -
1875	T680001180	PRE-09069	Erosion Mitigation Abq 24, ,20, 18in ML Mats MP 47.922	FP-NMG Transm Specific-Replace	369.0	$ -	$ -	$ -	$ -	$ -	$ -	$ -	$ -
1876	T624001181	PRE-08841	Pecos Valley ML ILI Retrofit	FP-NMG Transm Specific-Replace	367.1	$ -	$ -	$ -	$ -	$ -	$ -	$ -	$ -
1877	T624001181	PRE-08841	Pecos Valley ML ILI Retrofit	FP-NMG Transm Specific-Replace	368.0	$ -	$ -	$ -	$ -	$ -	$ -	$ -	$ -
1878	T624001181	PRE-08841	Pecos Valley ML ILI Retrofit	FP-NMG Transm Specific-Replace	369.0	$ -	$ -	$ -	$ -	$ -	$ -	$ -	$ -
1879	T624001182	TEMP	RSV: Oil Center ML - Duke Tie-In to Oil Center	FP-NMG Transm Specific-Replace	367.1	$ -	$ -	$ -	$ -	$ -	$ -	$ -	$ -
1880	T624001182	TEMP	RSV: Oil Center ML - Duke Tie-In to Oil Center	FP-NMG Transm Specific-Replace	368.0	$ -	$ -	$ -	$ -	$ -	$ -	$ -	$ -
1881	T624001182	TEMP	RSV: Oil Center ML - Duke Tie-In to Oil Center	FP-NMG Transm Specific-Replace	369.0	$ -	$ -	$ -	$ -	$ -	$ -	$ -	$ -
1882	601001183	PRE-08857	Odorant Analysis 2021	FP-NMG Transm Specific-Replace	367.1	$ -	$ -	$ -	$ -	$ -	$ -	$ -	$ -
1883	601001183	PRE-08857	Odorant Analysis 2021	FP-NMG Transm Specific-Replace	368.0	$ -	$ -	$ -	$ -	$ -	$ -	$ -	$ -
1884	601001183	PRE-08857	Odorant Analysis 2021	FP-NMG Transm Specific-Replace	369.0	$ -	$ -	$ -	$ -	$ -	$ -	$ -	$ -
1885	601001184	PRE-10039	Odorant Analysis Phase 1	FP-NMG Transm Specific-Replace	367.1	$ -	$ 30,491	$ -	$ -	$ -	$ -	$ -	$ -
1886	601001184	PRE-10039	Odorant Analysis Phase 1	FP-NMG Transm Specific-Replace	368.0	$ -	$ 4,356	$ -	$ -	$ -	$ -	$ -	$ -
1887	601001184	PRE-10039	Odorant Analysis Phase 1	FP-NMG Transm Specific-Replace	369.0	$ -	$ 8,712	$ -	$ -	$ -	$ -	$ -	$ -
1888	T660001185	PRE-08808	RSV: Taos ML - Hernandez BV # 4	FP-NMG Transm Specific-Replace	367.1	$ -	$ -	$ -	$ -	$ -	$ -	$ -	$ 74,760
1889	T660001185	PRE-08808	RSV: Taos ML - Hernandez BV # 4	FP-NMG Transm Specific-Replace	368.0	$ -	$ -	$ -	$ -	$ -	$ -	$ -	$ 10,680
1890	T660001185	PRE-08808	RSV: Taos ML - Hernandez BV # 4	FP-NMG Transm Specific-Replace	369.0	$ -	$ -	$ -	$ -	$ -	$ -	$ -	$ 21,360
1891	601001186	PRE-10037	Odorant Analysis Phase 2	FP-NMG Transm Specific-Replace	367.1	$ -	$ -	$ -	$ -	$ -	$ -	$ -	$ 26,530
1892	601001186	PRE-10037	Odorant Analysis Phase 2	FP-NMG Transm Specific-Replace	368.0	$ -	$ -	$ -	$ -	$ -	$ -	$ -	$ 3,790
1893	601001186	PRE-10037	Odorant Analysis Phase 2	FP-NMG Transm Specific-Replace	369.0	$ -	$ -	$ -	$ -	$ -	$ -	$ -	$ 7,580
1894	T680001187	PRE-08843	Erosion Mitigation Albuquerque HP and LP 20in MLs MP 39.27 Mats	FP-NMG Transm Specific-Replace	367.1	$ -	$ -	$ -	$ -	$ -	$ -	$ -	$ -
1895	T680001187	PRE-08843	Erosion Mitigation Albuquerque HP and LP 20in MLs MP 39.27 Mats	FP-NMG Transm Specific-Replace	368.0	$ -	$ -	$ -	$ -	$ -	$ -	$ -	$ -
1896	T680001187	PRE-08843	Erosion Mitigation Albuquerque HP and LP 20in MLs MP 39.27 Mats	FP-NMG Transm Specific-Replace	369.0	$ -	$ -	$ -	$ -	$ -	$ -	$ -	$ -
1897	601001188	TEMP	Odorant Analysis Phase 3	FP-NMG Transm Specific-Replace	367.1	$ -	$ -	$ -	$ -	$ -	$ -	$ -	$ -
1898	601001188	TEMP	Odorant Analysis Phase 3	FP-NMG Transm Specific-Replace	368.0	$ -	$ -	$ -	$ -	$ -	$ -	$ -	$ -
1899	601001188	TEMP	Odorant Analysis Phase 3	FP-NMG Transm Specific-Replace	369.0	$ -	$ -	$ -	$ -	$ -	$ -	$ -	$ -
1900	T680001189	TEMP	Erosion Mitigation Brazos ML MP 1.36 Bore	FP-NMG Transm Specific-Replace	367.1	$ -	$ -	$ -	$ -	$ -	$ -	$ -	$ -
1901	T680001189	TEMP	Erosion Mitigation Brazos ML MP 1.36 Bore	FP-NMG Transm Specific-Replace	368.0	$ -	$ -	$ -	$ -	$ -	$ -	$ -	$ -
1902	T680001189	TEMP	Erosion Mitigation Brazos ML MP 1.36 Bore	FP-NMG Transm Specific-Replace	369.0	$ -	$ -	$ -	$ -	$ -	$ -	$ -	$ -
1903	T680001190	PRE-09995	Erosion Mitigation Brazos ML MP 5.17 Mats	FP-NMG Transm Specific-Replace	367.1	$ -	$ -	$ -	$ -	$ -	$ -	$ -	$ -
1904	T680001190	PRE-09995	Erosion Mitigation Brazos ML MP 5.17 Mats	FP-NMG Transm Specific-Replace	368.0	$ -	$ -	$ -	$ -	$ -	$ -	$ -	$ -
1905	T680001190	PRE-09995	Erosion Mitigation Brazos ML MP 5.17 Mats	FP-NMG Transm Specific-Replace	369.0	$ -	$ -	$ -	$ -	$ -	$ -	$ -	$ -
1906	T610001191	PRE-08844	Erosion Mitigation Coronado ML MP3.33 Bore	FP-NMG Transm Specific-Replace	367.1	$ -	$ -	$ -	$ -	$ -	$ -	$ -	$ -
1907	T610001191	PRE-08844	Erosion Mitigation Coronado ML MP3.33 Bore	FP-NMG Transm Specific-Replace	368.0	$ -	$ -	$ -	$ -	$ -	$ -	$ -	$ -

NEW MEXICO GAS COMPANY, INC.

Plant Gross Activity
Base Period - 12 Months Ending March 31, 2023
Future Test Year - 12 Months Ending September 30, 2025

	A	B	C	D	E	U	V	W	X	Y	Z	AA
3	Investment Number	FP Number	Investment Name	FP Type	FERC Account	7/31/2024	8/31/2024	9/30/2024	10/31/2024	11/30/2024	12/31/2024	1/31/2025
1852	T680001170	PRE-08873	Duplicate Animas Power Plant 6" Make Piggable	FP-NMG Transm Specific-Replace	368.0	$ -	$ -	$ -	$ -	$ -	$ -	$ -
1853	T680001170	PRE-08873	Duplicate Animas Power Plant 6" Make Piggable	FP-NMG Transm Specific-Replace	369.0	$ -	$ -	$ -	$ -	$ -	$ -	$ -
1854	T680001171	PRE-08745	Gallup Rebuild Indian Plaza Reg Station	FP-NMG Transm Stations-Replace	368.0	$ -	$ -	$ -	$ -	$ -	$ -	$ -
1855	T680001171	PRE-08745	Gallup Rebuild Indian Plaza Reg Station	FP-NMG Transm Stations-Replace	369.0	$ -	$ -	$ -	$ -	$ -	$ -	$ -
1856	T624001172	PRE-08886	Replace Block Valve at South Side Pecos	FP-NMG Transm Stations-Replace	368.0	$ -	$ -	$ -	$ -	$ -	$ -	$ -
1857	T624001172	PRE-08886	Replace Block Valve at South Side Pecos	FP-NMG Transm Stations-Replace	369.0	$ -	$ -	$ -	$ -	$ -	$ -	$ -
1858	T624001173	PRE-09790	RSV: Amax ML - Tie-In Amax & Potash Line	FP-NMG Transm Specific-Replace	367.1	$ -	$ -	$ -	$ -	$ -	$ -	$ -
1859	T624001173	PRE-09790	RSV: Amax ML - Tie-In Amax & Potash Line	FP-NMG Transm Specific-Replace	368.0	$ -	$ -	$ -	$ -	$ -	$ -	$ -
1860	T624001173	PRE-09790	RSV: Amax ML - Tie-In Amax & Potash Line	FP-NMG Transm Specific-Replace	369.0	$ -	$ -	$ -	$ -	$ -	$ -	$ -
1861	T624001174	PRE-08887	Replace West Side Pecos BV on Artesia ML	FP-NMG Transm Stations-Replace	368.0	$ -	$ -	$ -	$ -	$ -	$ -	$ -
1862	T624001174	PRE-08887	Replace West Side Pecos BV on Artesia ML	FP-NMG Transm Stations-Replace	369.0	$ -	$ -	$ -	$ -	$ -	$ -	$ -
1863	T610001175	NCP-14672	CNG Trailer	FP-NMG Tools, Shop & Garage Equip	394.0	$ -	$ -	$ -	$ -	$ -	$ -	$ -
1864	T624001176	PRE-08888	Retire 10" Galvanized block valve	FP-NMG Transm Stations-Replace	368.0	$ -	$ -	$ -	$ -	$ -	$ -	$ -
1865	T624001176	PRE-08888	Retire 10" Galvanized block valve	FP-NMG Transm Stations-Replace	369.0	$ -	$ -	$ -	$ -	$ -	$ -	$ -
1866	T624001177	PRE-08746	Retire drip tank between Redlake and Pecos River	FP-NMG Transm Stations-Replace	368.0	$ -	$ -	$ -	$ -	$ -	$ -	$ -
1867	T624001177	PRE-08746	Retire drip tank between Redlake and Pecos River	FP-NMG Transm Stations-Replace	369.0	$ -	$ -	$ -	$ -	$ -	$ -	$ -
1868	T624001178	TEMP	RSV: Jal Mainline - Jal Take-Off	FP-NMG Transm Specific-Replace	367.1	$ -	$ -	$ -	$ -	$ -	$ -	$ -
1869	T624001178	TEMP	RSV: Jal Mainline - Jal Take-Off	FP-NMG Transm Specific-Replace	368.0	$ -	$ -	$ -	$ -	$ -	$ -	$ -
1870	T624001178	TEMP	RSV: Jal Mainline - Jal Take-Off	FP-NMG Transm Specific-Replace	369.0	$ -	$ -	$ -	$ -	$ -	$ -	$ -
1871	T621001179	PRE-08761	Chaparral Compressor Station Inlet Valve Replacement	FP-NMG Transm Stations-Replace	368.0	$ -	$ -	$ -	$ -	$ -	$ -	$ -
1872	T621001179	PRE-08761	Chaparral Compressor Station Inlet Valve Replacement	FP-NMG Transm Stations-Replace	369.0	$ -	$ -	$ -	$ -	$ -	$ -	$ -
1873	T680001180	PRE-09069	Erosion Mitigation Abq 24, ,20, 18in ML Mats MP 47.922	FP-NMG Transm Specific-Replace	367.1	$ -	$ -	$ -	$ -	$ -	$ -	$ -
1874	T680001180	PRE-09069	Erosion Mitigation Abq 24, ,20, 18in ML Mats MP 47.922	FP-NMG Transm Specific-Replace	368.0	$ -	$ -	$ -	$ -	$ -	$ -	$ -
1875	T680001180	PRE-09069	Erosion Mitigation Abq 24, ,20, 18in ML Mats MP 47.922	FP-NMG Transm Specific-Replace	369.0	$ -	$ -	$ -	$ -	$ -	$ -	$ -
1876	T624001181	PRE-08841	Pecos Valley ML ILI Retrofit	FP-NMG Transm Specific-Replace	367.1	$ -	$ -	$ -	$ -	$ -	$ -	$ -
1877	T624001181	PRE-08841	Pecos Valley ML ILI Retrofit	FP-NMG Transm Specific-Replace	368.0	$ -	$ -	$ -	$ -	$ -	$ -	$ -
1878	T624001181	PRE-08841	Pecos Valley ML ILI Retrofit	FP-NMG Transm Specific-Replace	369.0	$ -	$ -	$ -	$ -	$ -	$ -	$ -
1879	T624001182	TEMP	RSV: Oil Center ML - Duke Tie-In to Oil Center	FP-NMG Transm Specific-Replace	367.1	$ -	$ -	$ -	$ -	$ -	$ -	$ -
1880	T624001182	TEMP	RSV: Oil Center ML - Duke Tie-In to Oil Center	FP-NMG Transm Specific-Replace	368.0	$ -	$ -	$ -	$ -	$ -	$ -	$ -
1881	T624001182	TEMP	RSV: Oil Center ML - Duke Tie-In to Oil Center	FP-NMG Transm Specific-Replace	369.0	$ -	$ -	$ -	$ -	$ -	$ -	$ -
1882	601001183	PRE-08857	Odorant Analysis 2021	FP-NMG Transm Specific-Replace	367.1	$ -	$ -	$ -	$ -	$ -	$ -	$ -
1883	601001183	PRE-08857	Odorant Analysis 2021	FP-NMG Transm Specific-Replace	368.0	$ -	$ -	$ -	$ -	$ -	$ -	$ -
1884	601001183	PRE-08857	Odorant Analysis 2021	FP-NMG Transm Specific-Replace	369.0	$ -	$ -	$ -	$ -	$ -	$ -	$ -
1885	601001184	PRE-10039	Odorant Analysis Phase 1	FP-NMG Transm Specific-Replace	367.1	$ -	$ -	$ -	$ -	$ -	$ -	$ -
1886	601001184	PRE-10039	Odorant Analysis Phase 1	FP-NMG Transm Specific-Replace	368.0	$ -	$ -	$ -	$ -	$ -	$ -	$ -
1887	601001184	PRE-10039	Odorant Analysis Phase 1	FP-NMG Transm Specific-Replace	369.0	$ -	$ -	$ -	$ -	$ -	$ -	$ -
1888	T660001185	PRE-08808	RSV: Taos ML - Hernandez BV # 4	FP-NMG Transm Specific-Replace	367.1	$ -	$ -	$ -	$ -	$ -	$ -	$ -
1889	T660001185	PRE-08808	RSV: Taos ML - Hernandez BV # 4	FP-NMG Transm Specific-Replace	368.0	$ -	$ -	$ -	$ -	$ -	$ -	$ -
1890	T660001185	PRE-08808	RSV: Taos ML - Hernandez BV # 4	FP-NMG Transm Specific-Replace	369.0	$ -	$ -	$ -	$ -	$ -	$ -	$ -
1891	601001186	PRE-10037	Odorant Analysis Phase 2	FP-NMG Transm Specific-Replace	367.1	$ -	$ -	$ 107,320	$ -	$ -	$ -	$ -
1892	601001186	PRE-10037	Odorant Analysis Phase 2	FP-NMG Transm Specific-Replace	368.0	$ -	$ -	$ 15,331	$ -	$ -	$ -	$ -
1893	601001186	PRE-10037	Odorant Analysis Phase 2	FP-NMG Transm Specific-Replace	369.0	$ -	$ -	$ 30,663	$ -	$ -	$ -	$ -
1894	T680001187	PRE-08843	Erosion Mitigation Albuquerque HP and LP 20in MLs MP 39.27 Mats	FP-NMG Transm Specific-Replace	367.1	$ -	$ -	$ -	$ -	$ -	$ -	$ -
1895	T680001187	PRE-08843	Erosion Mitigation Albuquerque HP and LP 20in MLs MP 39.27 Mats	FP-NMG Transm Specific-Replace	368.0	$ -	$ -	$ -	$ -	$ -	$ -	$ -
1896	T680001187	PRE-08843	Erosion Mitigation Albuquerque HP and LP 20in MLs MP 39.27 Mats	FP-NMG Transm Specific-Replace	369.0	$ -	$ -	$ -	$ -	$ -	$ -	$ -
1897	601001188	TEMP	Odorant Analysis Phase 3	FP-NMG Transm Specific-Replace	367.1	$ -	$ -	$ -	$ -	$ -	$ -	$ -
1898	601001188	TEMP	Odorant Analysis Phase 3	FP-NMG Transm Specific-Replace	368.0	$ -	$ -	$ -	$ -	$ -	$ -	$ -
1899	601001188	TEMP	Odorant Analysis Phase 3	FP-NMG Transm Specific-Replace	369.0	$ -	$ -	$ -	$ -	$ -	$ -	$ -
1900	T680001189	TEMP	Erosion Mitigation Brazos ML MP 1.36 Bore	FP-NMG Transm Specific-Replace	367.1	$ -	$ -	$ -	$ -	$ -	$ -	$ -
1901	T680001189	TEMP	Erosion Mitigation Brazos ML MP 1.36 Bore	FP-NMG Transm Specific-Replace	368.0	$ -	$ -	$ -	$ -	$ -	$ -	$ -
1902	T680001189	TEMP	Erosion Mitigation Brazos ML MP 1.36 Bore	FP-NMG Transm Specific-Replace	369.0	$ -	$ -	$ -	$ -	$ -	$ -	$ -
1903	T680001190	PRE-09995	Erosion Mitigation Brazos ML MP 5.17 Mats	FP-NMG Transm Specific-Replace	367.1	$ -	$ -	$ -	$ -	$ -	$ -	$ -
1904	T680001190	PRE-09995	Erosion Mitigation Brazos ML MP 5.17 Mats	FP-NMG Transm Specific-Replace	368.0	$ -	$ -	$ -	$ -	$ -	$ -	$ -
1905	T680001190	PRE-09995	Erosion Mitigation Brazos ML MP 5.17 Mats	FP-NMG Transm Specific-Replace	369.0	$ -	$ -	$ -	$ -	$ -	$ -	$ -
1906	T610001191	PRE-08844	Erosion Mitigation Coronado ML MP3.33 Bore	FP-NMG Transm Specific-Replace	367.1	$ -	$ -	$ -	$ -	$ -	$ -	$ -
1907	T610001191	PRE-08844	Erosion Mitigation Coronado ML MP3.33 Bore	FP-NMG Transm Specific-Replace	368.0	$ -	$ -	$ -	$ -	$ -	$ -	$ -

NEW MEXICO GAS COMPANY, INC.

Plant Gross Activity
Base Period - 12 Months Ending March 31, 2023
Future Test Year - 12 Months Ending September 30, 2025

	A	B	C	D	E	AB	AC	AD	AE	AF	AG	AH	AI
3	Investment Number	FP Number	Investment Name	FP Type	FERC Account	2/28/2025	3/31/2025	4/30/2025	5/31/2025	6/30/2025	7/31/2025	8/31/2025	9/30/2025
1852	T680001170	PRE-08873	Duplicate Animas Power Plant 6" Make Piggable	FP-NMG Transm Specific-Replace	368.0	$ -	$ -	$ -	$ -	$ -	$ -	$ -	$ -
1853	T680001170	PRE-08873	Duplicate Animas Power Plant 6" Make Piggable	FP-NMG Transm Specific-Replace	369.0	$ -	$ -	$ -	$ -	$ -	$ -	$ -	$ -
1854	T680001171	PRE-08745	Gallup Rebuild Indian Plaza Reg Station	FP-NMG Transm Stations-Replace	368.0	$ -	$ -	$ -	$ -	$ -	$ -	$ -	$ -
1855	T680001171	PRE-08745	Gallup Rebuild Indian Plaza Reg Station	FP-NMG Transm Stations-Replace	369.0	$ -	$ -	$ -	$ -	$ -	$ -	$ -	$ -
1856	T624001172	PRE-08886	Replace Block Valve at South Side Pecos	FP-NMG Transm Stations-Replace	368.0	$ -	$ -	$ -	$ -	$ -	$ -	$ -	$ -
1857	T624001172	PRE-08886	Replace Block Valve at South Side Pecos	FP-NMG Transm Stations-Replace	369.0	$ -	$ -	$ -	$ -	$ -	$ -	$ -	$ -
1858	T624001173	PRE-09790	RSV: Amax ML - Tie-In Amax & Potash Line	FP-NMG Transm Specific-Replace	367.1	$ -	$ -	$ -	$ -	$ -	$ -	$ -	$ -
1859	T624001173	PRE-09790	RSV: Amax ML - Tie-In Amax & Potash Line	FP-NMG Transm Specific-Replace	368.0	$ -	$ -	$ -	$ -	$ -	$ -	$ -	$ -
1860	T624001173	PRE-09790	RSV: Amax ML - Tie-In Amax & Potash Line	FP-NMG Transm Specific-Replace	369.0	$ -	$ -	$ -	$ -	$ -	$ -	$ -	$ -
1861	T624001174	PRE-08887	Replace West Side Pecos BV on Artesia ML	FP-NMG Transm Stations-Replace	368.0	$ -	$ -	$ -	$ -	$ -	$ -	$ -	$ -
1862	T624001174	PRE-08887	Replace West Side Pecos BV on Artesia ML	FP-NMG Transm Stations-Replace	369.0	$ -	$ -	$ -	$ -	$ -	$ -	$ -	$ -
1863	T610001175	NCP-14672	CNG Trailer	FP-NMG Tools, Shop & Garage Equip	394.0	$ -	$ -	$ -	$ -	$ -	$ -	$ -	$ -
1864	T624001176	PRE-08888	Retire 10" Galvanized block valve	FP-NMG Transm Stations-Replace	368.0	$ -	$ -	$ -	$ -	$ -	$ -	$ -	$ -
1865	T624001176	PRE-08888	Retire 10" Galvanized block valve	FP-NMG Transm Stations-Replace	369.0	$ -	$ -	$ -	$ -	$ -	$ -	$ -	$ -
1866	T624001177	PRE-08746	Retire drip tank between Redlake and Pecos River	FP-NMG Transm Stations-Replace	368.0	$ -	$ -	$ -	$ -	$ -	$ -	$ -	$ -
1867	T624001177	PRE-08746	Retire drip tank between Redlake and Pecos River	FP-NMG Transm Stations-Replace	369.0	$ -	$ -	$ -	$ -	$ -	$ -	$ -	$ -
1868	T624001178	TEMP	RSV: Jal Mainline - Jal Take-Off	FP-NMG Transm Specific-Replace	367.1	$ -	$ -	$ -	$ -	$ -	$ -	$ -	$ -
1869	T624001178	TEMP	RSV: Jal Mainline - Jal Take-Off	FP-NMG Transm Specific-Replace	368.0	$ -	$ -	$ -	$ -	$ -	$ -	$ -	$ -
1870	T624001178	TEMP	RSV: Jal Mainline - Jal Take-Off	FP-NMG Transm Specific-Replace	369.0	$ -	$ -	$ -	$ -	$ -	$ -	$ -	$ -
1871	T621001179	PRE-08761	Chaparral Compressor Station Inlet Valve Replacement	FP-NMG Transm Stations-Replace	368.0	$ -	$ -	$ -	$ -	$ -	$ -	$ -	$ -
1872	T621001179	PRE-08761	Chaparral Compressor Station Inlet Valve Replacement	FP-NMG Transm Stations-Replace	369.0	$ -	$ -	$ -	$ -	$ -	$ -	$ -	$ -
1873	T680001180	PRE-09069	Erosion Mitigation Abq 24, ,20, 18in ML Mats MP 47.922	FP-NMG Transm Specific-Replace	367.1	$ -	$ -	$ -	$ -	$ -	$ -	$ -	$ -
1874	T680001180	PRE-09069	Erosion Mitigation Abq 24, ,20, 18in ML Mats MP 47.922	FP-NMG Transm Specific-Replace	368.0	$ -	$ -	$ -	$ -	$ -	$ -	$ -	$ -
1875	T680001180	PRE-09069	Erosion Mitigation Abq 24, ,20, 18in ML Mats MP 47.922	FP-NMG Transm Specific-Replace	369.0	$ -	$ -	$ -	$ -	$ -	$ -	$ -	$ -
1876	T624001181	PRE-08841	Pecos Valley ML ILI Retrofit	FP-NMG Transm Specific-Replace	367.1	$ -	$ -	$ -	$ -	$ -	$ -	$ -	$ -
1877	T624001181	PRE-08841	Pecos Valley ML ILI Retrofit	FP-NMG Transm Specific-Replace	368.0	$ -	$ -	$ -	$ -	$ -	$ -	$ -	$ -
1878	T624001181	PRE-08841	Pecos Valley ML ILI Retrofit	FP-NMG Transm Specific-Replace	369.0	$ -	$ -	$ -	$ -	$ -	$ -	$ -	$ -
1879	T624001182	TEMP	RSV: Oil Center ML - Duke Tie-In to Oil Center	FP-NMG Transm Specific-Replace	367.1	$ -	$ -	$ -	$ -	$ -	$ -	$ -	$ -
1880	T624001182	TEMP	RSV: Oil Center ML - Duke Tie-In to Oil Center	FP-NMG Transm Specific-Replace	368.0	$ -	$ -	$ -	$ -	$ -	$ -	$ -	$ -
1881	T624001182	TEMP	RSV: Oil Center ML - Duke Tie-In to Oil Center	FP-NMG Transm Specific-Replace	369.0	$ -	$ -	$ -	$ -	$ -	$ -	$ -	$ -
1882	601001183	PRE-08857	Odorant Analysis 2021	FP-NMG Transm Specific-Replace	367.1	$ -	$ -	$ -	$ -	$ -	$ -	$ -	$ -
1883	601001183	PRE-08857	Odorant Analysis 2021	FP-NMG Transm Specific-Replace	368.0	$ -	$ -	$ -	$ -	$ -	$ -	$ -	$ -
1884	601001183	PRE-08857	Odorant Analysis 2021	FP-NMG Transm Specific-Replace	369.0	$ -	$ -	$ -	$ -	$ -	$ -	$ -	$ -
1885	601001184	PRE-10039	Odorant Analysis Phase 1	FP-NMG Transm Specific-Replace	367.1	$ -	$ -	$ -	$ -	$ -	$ -	$ -	$ -
1886	601001184	PRE-10039	Odorant Analysis Phase 1	FP-NMG Transm Specific-Replace	368.0	$ -	$ -	$ -	$ -	$ -	$ -	$ -	$ -
1887	601001184	PRE-10039	Odorant Analysis Phase 1	FP-NMG Transm Specific-Replace	369.0	$ -	$ -	$ -	$ -	$ -	$ -	$ -	$ -
1888	T660001185	PRE-08808	RSV: Taos ML - Hernandez BV # 4	FP-NMG Transm Specific-Replace	367.1	$ -	$ -	$ -	$ -	$ -	$ -	$ -	$ -
1889	T660001185	PRE-08808	RSV: Taos ML - Hernandez BV # 4	FP-NMG Transm Specific-Replace	368.0	$ -	$ -	$ -	$ -	$ -	$ -	$ -	$ -
1890	T660001185	PRE-08808	RSV: Taos ML - Hernandez BV # 4	FP-NMG Transm Specific-Replace	369.0	$ -	$ -	$ -	$ -	$ -	$ -	$ -	$ -
1891	601001186	PRE-10037	Odorant Analysis Phase 2	FP-NMG Transm Specific-Replace	367.1	$ -	$ -	$ -	$ -	$ -	$ -	$ -	$ -
1892	601001186	PRE-10037	Odorant Analysis Phase 2	FP-NMG Transm Specific-Replace	368.0	$ -	$ -	$ -	$ -	$ -	$ -	$ -	$ -
1893	601001186	PRE-10037	Odorant Analysis Phase 2	FP-NMG Transm Specific-Replace	369.0	$ -	$ -	$ -	$ -	$ -	$ -	$ -	$ -
1894	T680001187	PRE-08843	Erosion Mitigation Albuquerque HP and LP 20in MLs MP 39.27 Mats	FP-NMG Transm Specific-Replace	367.1	$ -	$ -	$ -	$ -	$ -	$ -	$ -	$ -
1895	T680001187	PRE-08843	Erosion Mitigation Albuquerque HP and LP 20in MLs MP 39.27 Mats	FP-NMG Transm Specific-Replace	368.0	$ -	$ -	$ -	$ -	$ -	$ -	$ -	$ -
1896	T680001187	PRE-08843	Erosion Mitigation Albuquerque HP and LP 20in MLs MP 39.27 Mats	FP-NMG Transm Specific-Replace	369.0	$ -	$ -	$ -	$ -	$ -	$ -	$ -	$ -
1897	601001188	TEMP	Odorant Analysis Phase 3	FP-NMG Transm Specific-Replace	367.1	$ -	$ -	$ -	$ -	$ 106,321	$ -	$ -	$ 15,713
1898	601001188	TEMP	Odorant Analysis Phase 3	FP-NMG Transm Specific-Replace	368.0	$ -	$ -	$ -	$ -	$ 15,189	$ -	$ -	$ 2,245
1899	601001188	TEMP	Odorant Analysis Phase 3	FP-NMG Transm Specific-Replace	369.0	$ -	$ -	$ -	$ -	$ 30,377	$ -	$ -	$ 4,489
1900	T680001189	TEMP	Erosion Mitigation Brazos ML MP 1.36 Bore	FP-NMG Transm Specific-Replace	367.1	$ -	$ -	$ -	$ 205,704	$ -	$ -	$ -	$ -
1901	T680001189	TEMP	Erosion Mitigation Brazos ML MP 1.36 Bore	FP-NMG Transm Specific-Replace	368.0	$ -	$ -	$ -	$ 29,386	$ -	$ -	$ -	$ -
1902	T680001189	TEMP	Erosion Mitigation Brazos ML MP 1.36 Bore	FP-NMG Transm Specific-Replace	369.0	$ -	$ -	$ -	$ 58,773	$ -	$ -	$ -	$ -
1903	T680001190	PRE-09995	Erosion Mitigation Brazos ML MP 5.17 Mats	FP-NMG Transm Specific-Replace	367.1	$ -	$ -	$ -	$ -	$ -	$ -	$ -	$ -
1904	T680001190	PRE-09995	Erosion Mitigation Brazos ML MP 5.17 Mats	FP-NMG Transm Specific-Replace	368.0	$ -	$ -	$ -	$ -	$ -	$ -	$ -	$ -
1905	T680001190	PRE-09995	Erosion Mitigation Brazos ML MP 5.17 Mats	FP-NMG Transm Specific-Replace	369.0	$ -	$ -	$ -	$ -	$ -	$ -	$ -	$ -
1906	T610001191	PRE-08844	Erosion Mitigation Coronado ML MP3.33 Bore	FP-NMG Transm Specific-Replace	367.1	$ -	$ -	$ -	$ -	$ -	$ -	$ -	$ 813,710
1907	T610001191	PRE-08844	Erosion Mitigation Coronado ML MP3.33 Bore	FP-NMG Transm Specific-Replace	368.0	$ -	$ -	$ -	$ -	$ -	$ -	$ -	$ 116,244

NEW MEXICO GAS COMPANY, INC.

Plant Gross Activity
Base Period - 12 Months Ending March 31, 2023
Future Test Year - 12 Months Ending September 30, 2025

	A	B	C	D	E	F	G	H	I	J	K	L
3	Investment Number	FP Number	Investment Name	FP Type	FERC Account	4/30/2023	5/31/2023	6/30/2023	7/31/2023	8/31/2023	9/30/2023	10/31/2023
1908	T610001191	PRE-08844	Erosion Mitigation Coronado ML MP3.33 Bore	FP-NMG Transm Specific-Replace	369.0	$ -	$ -	$ -	$ -	$ -	$ -	$ -
1909	T624001192	NEW-14171	Erosion Mitigation Roswell ML MP 7.56 Line Lowering	FP-NMG Transm Specifics-New	367.1	$ -	$ -	$ -	$ -	$ -	$ -	$ -
1910	T624001192	NEW-14171	Erosion Mitigation Roswell ML MP 7.56 Line Lowering	FP-NMG Transm Specifics-New	368.0	$ -	$ -	$ -	$ -	$ -	$ -	$ -
1911	T624001192	NEW-14171	Erosion Mitigation Roswell ML MP 7.56 Line Lowering	FP-NMG Transm Specifics-New	369.0	$ -	$ -	$ -	$ -	$ -	$ -	$ -
1912	T610001194	TEMP	Erosion Mitigation San Ysidro Leg off MP 4.09	FP-NMG Transm Mains-Replace	367.1	$ -	$ -	$ -	$ -	$ -	$ -	$ -
1913	610001195	PRE-09024	ABQ LP East System Replacement University and Lomas	FP-NMG Dist Specific-Replace	376.1	$ -	$ -	$ -	$ -	$ -	$ -	$ -
1914	610001195	PRE-09024	ABQ LP East System Replacement University and Lomas	FP-NMG Dist Specific-Replace	376.2	$ -	$ -	$ -	$ -	$ -	$ -	$ -
1915	610001195	PRE-09024	ABQ LP East System Replacement University and Lomas	FP-NMG Dist Specific-Replace	376.4	$ -	$ -	$ -	$ -	$ -	$ -	$ -
1916	610001195	PRE-09024	ABQ LP East System Replacement University and Lomas	FP-NMG Dist Specific-Replace	380.0	$ -	$ -	$ -	$ -	$ -	$ -	$ -
1917	T621001196	PRE-08842	Alamogordo ML Replace Valves at BV#4	FP-NMG Transm Stations-Replace	368.0	$ -	$ -	$ -	$ -	$ -	$ -	$ -
1918	T621001196	PRE-08842	Alamogordo ML Replace Valves at BV#4	FP-NMG Transm Stations-Replace	369.0	$ -	$ -	$ -	$ -	$ -	$ -	$ -
1919	T610001198	TEMP	Erosion Mitigation Santa Fe 12in 720 ML MP19.54 Mats	FP-NMG Transm Specifics-New	367.1	$ -	$ -	$ -	$ -	$ -	$ -	$ -
1920	T610001198	TEMP	Erosion Mitigation Santa Fe 12in 720 ML MP19.54 Mats	FP-NMG Transm Specifics-New	368.0	$ -	$ -	$ -	$ -	$ -	$ -	$ -
1921	T610001198	TEMP	Erosion Mitigation Santa Fe 12in 720 ML MP19.54 Mats	FP-NMG Transm Specifics-New	369.0	$ -	$ -	$ -	$ -	$ -	$ -	$ -
1922	610001199	PRE-08981	ABQ X-trube (10n4e-15a)	FP-NMG Dist Specific-Replace	376.1	$ -	$ -	$ -	$ -	$ -	$ -	$ -
1923	610001199	PRE-08981	ABQ X-trube (10n4e-15a)	FP-NMG Dist Specific-Replace	376.2	$ -	$ -	$ -	$ -	$ -	$ -	$ -
1924	610001199	PRE-08981	ABQ X-trube (10n4e-15a)	FP-NMG Dist Specific-Replace	376.4	$ -	$ -	$ -	$ -	$ -	$ -	$ -
1925	610001199	PRE-08981	ABQ X-trube (10n4e-15a)	FP-NMG Dist Specific-Replace	380.0	$ -	$ -	$ -	$ -	$ -	$ -	$ -
1926	T626001200	PRE-08903	Clovis 6-in ML Install 80-ft of main and lower 10,000' of mainline	FP-NMG Transm Mains-Replace	367.1	$ -	$ -	$ -	$ -	$ -	$ -	$ -
1927	T660001201	PRE-09808	Erosion Mitigation Taos 31.15 Bore	FP-NMG Transm Specific-Replace	367.1	$ -	$ -	$ -	$ -	$ -	$ -	$ -
1928	T660001201	PRE-09808	Erosion Mitigation Taos 31.15 Bore	FP-NMG Transm Specific-Replace	368.0	$ -	$ -	$ -	$ -	$ -	$ -	$ -
1929	T660001201	PRE-09808	Erosion Mitigation Taos 31.15 Bore	FP-NMG Transm Specific-Replace	369.0	$ -	$ -	$ -	$ -	$ -	$ -	$ -
1930	T680001202	TEMP	2023 Anode Installation DOE ML	FP-NMG Transm Cathodic Protectior	367.3	$ -	$ -	$ -	$ -	$ -	$ -	$ -
1931	610001203	PRE-09003	ABQ X-trube (10n4e-15c)	FP-NMG Dist Specific-Replace	376.1	$ -	$ -	$ -	$ -	$ -	$ -	$ -
1932	610001203	PRE-09003	ABQ X-trube (10n4e-15c)	FP-NMG Dist Specific-Replace	376.2	$ -	$ -	$ -	$ -	$ -	$ -	$ -
1933	610001203	PRE-09003	ABQ X-trube (10n4e-15c)	FP-NMG Dist Specific-Replace	376.4	$ -	$ -	$ -	$ -	$ -	$ -	$ -
1934	610001203	PRE-09003	ABQ X-trube (10n4e-15c)	FP-NMG Dist Specific-Replace	380.0	$ -	$ -	$ -	$ -	$ -	$ -	$ -
1935	610001204	NEW-14170	Reeves AC Mitigation	FP-NMG Dist Specifics-New	376.1	$ -	$ -	$ -	$ -	$ -	$ -	$ -
1936	610001204	NEW-14170	Reeves AC Mitigation	FP-NMG Dist Specifics-New	376.2	$ -	$ -	$ -	$ -	$ -	$ -	$ -
1937	610001204	NEW-14170	Reeves AC Mitigation	FP-NMG Dist Specifics-New	376.4	$ -	$ -	$ -	$ -	$ -	$ -	$ -
1938	610001205	PRE-08938	ABQ X-trube (10n4e-15B)	FP-NMG Dist Specific-Replace	376.1	$ -	$ -	$ -	$ -	$ -	$ -	$ -
1939	610001205	PRE-08938	ABQ X-trube (10n4e-15B)	FP-NMG Dist Specific-Replace	376.2	$ -	$ -	$ -	$ -	$ -	$ -	$ -
1940	610001205	PRE-08938	ABQ X-trube (10n4e-15B)	FP-NMG Dist Specific-Replace	376.4	$ -	$ -	$ -	$ -	$ -	$ -	$ -
1941	610001205	PRE-08938	ABQ X-trube (10n4e-15B)	FP-NMG Dist Specific-Replace	380.0	$ -	$ -	$ -	$ -	$ -	$ -	$ -
1942	610001206	PRE-08934	ABQ X-trube (10n4e-14C)	FP-NMG Dist Specific-Replace	376.1	$ -	$ -	$ -	$ -	$ -	$ -	$ -
1943	610001206	PRE-08934	ABQ X-trube (10n4e-14C)	FP-NMG Dist Specific-Replace	376.2	$ -	$ -	$ -	$ -	$ -	$ -	$ -
1944	610001206	PRE-08934	ABQ X-trube (10n4e-14C)	FP-NMG Dist Specific-Replace	376.4	$ -	$ -	$ -	$ -	$ -	$ -	$ -
1945	610001206	PRE-08934	ABQ X-trube (10n4e-14C)	FP-NMG Dist Specific-Replace	380.0	$ -	$ -	$ -	$ -	$ -	$ -	$ -
1946	610001207	PRE-08933	ABQ X-trube (10n4e-15d)	FP-NMG Dist Specific-Replace	376.1	$ -	$ -	$ -	$ -	$ -	$ -	$ -
1947	610001207	PRE-08933	ABQ X-trube (10n4e-15d)	FP-NMG Dist Specific-Replace	376.2	$ -	$ -	$ -	$ -	$ -	$ -	$ -
1948	610001207	PRE-08933	ABQ X-trube (10n4e-15d)	FP-NMG Dist Specific-Replace	376.4	$ -	$ -	$ -	$ -	$ -	$ -	$ -
1949	610001207	PRE-08933	ABQ X-trube (10n4e-15d)	FP-NMG Dist Specific-Replace	380.0	$ -	$ -	$ -	$ -	$ -	$ -	$ -
1950	610001208	PRE-08935	2020 ABQ X-trube (10n4e-14a)	FP-NMG Dist Specific-Replace	376.1	$ -	$ -	$ -	$ -	$ -	$ -	$ -
1951	610001208	PRE-08935	2020 ABQ X-trube (10n4e-14a)	FP-NMG Dist Specific-Replace	376.2	$ -	$ -	$ -	$ -	$ -	$ -	$ -
1952	610001208	PRE-08935	2020 ABQ X-trube (10n4e-14a)	FP-NMG Dist Specific-Replace	376.4	$ -	$ -	$ -	$ -	$ -	$ -	$ -
1953	610001208	PRE-08935	2020 ABQ X-trube (10n4e-14a)	FP-NMG Dist Specific-Replace	380.0	$ -	$ -	$ -	$ -	$ -	$ -	$ -
1954	610001209	PRE-08939	ABQ X-trube (10n4e-10a)	FP-NMG Dist Specific-Replace	376.1	$ -	$ -	$ -	$ -	$ -	$ -	$ -
1955	610001209	PRE-08939	ABQ X-trube (10n4e-10a)	FP-NMG Dist Specific-Replace	376.2	$ -	$ -	$ -	$ -	$ -	$ -	$ -
1956	610001209	PRE-08939	ABQ X-trube (10n4e-10a)	FP-NMG Dist Specific-Replace	376.4	$ -	$ -	$ -	$ -	$ -	$ -	$ -
1957	610001209	PRE-08939	ABQ X-trube (10n4e-10a)	FP-NMG Dist Specific-Replace	380.0	$ -	$ -	$ -	$ -	$ -	$ -	$ -
1958	610001210	PRE-08936	ABQ X-trube (10n4e-10b)	FP-NMG Dist Specific-Replace	376.1	$ -	$ -	$ -	$ -	$ -	$ -	$ -
1959	610001210	PRE-08936	ABQ X-trube (10n4e-10b)	FP-NMG Dist Specific-Replace	376.2	$ -	$ -	$ -	$ -	$ -	$ -	$ -
1960	610001210	PRE-08936	ABQ X-trube (10n4e-10b)	FP-NMG Dist Specific-Replace	376.4	$ -	$ -	$ -	$ -	$ -	$ -	$ -
1961	610001210	PRE-08936	ABQ X-trube (10n4e-10b)	FP-NMG Dist Specific-Replace	380.0	$ -	$ -	$ -	$ -	$ -	$ -	$ -
1962	610001211	PRE-09040	ABQ X-trube (10n4e-10d)	FP-NMG Dist Specific-Replace	376.1	$ -	$ -	$ -	$ -	$ -	$ -	$ -
1963	610001211	PRE-09040	ABQ X-trube (10n4e-10d)	FP-NMG Dist Specific-Replace	376.2	$ -	$ -	$ -	$ -	$ -	$ -	$ -

NEW MEXICO GAS COMPANY, INC.

Plant Gross Activity
Base Period - 12 Months Ending March 31, 2023
Future Test Year - 12 Months Ending September 30, 2025

	A	B	C	D	E	M	N	O	P	Q	R	S	T
3	Investment Number	FP Number	Investment Name	FP Type	FERC Account	11/30/2023	12/31/2023	1/31/2024	2/29/2024	3/31/2024	4/30/2024	5/31/2024	6/30/2024
1908	T610001191	PRE-08844	Erosion Mitigation Coronado ML MP3.33 Bore	FP-NMG Transm Specific-Replace	369.0	$ -	$ -	$ -	$ -	$ -	$ -	$ -	$ -
1909	T624001192	NEW-14171	Erosion Mitigation Roswell ML MP 7.56 Line Lowering	FP-NMG Transm Specifics-New	367.1	$ -	$ -	$ -	$ -	$ -	$ -	$ -	$ -
1910	T624001192	NEW-14171	Erosion Mitigation Roswell ML MP 7.56 Line Lowering	FP-NMG Transm Specifics-New	368.0	$ -	$ -	$ -	$ -	$ -	$ -	$ -	$ -
1911	T624001192	NEW-14171	Erosion Mitigation Roswell ML MP 7.56 Line Lowering	FP-NMG Transm Specifics-New	369.0	$ -	$ -	$ -	$ -	$ -	$ -	$ -	$ -
1912	T610001194	TEMP	Erosion Mitigation San Ysidro Leg off MP 4.09	FP-NMG Transm Mains-Replace	367.1	$ -	$ -	$ -	$ -	$ -	$ -	$ -	$ -
1913	610001195	PRE-09024	ABQ LP East System Replacement University and Lomas	FP-NMG Dist Specific-Replace	376.1	$ -	$ -	$ -	$ -	$ -	$ -	$ -	$ -
1914	610001195	PRE-09024	ABQ LP East System Replacement University and Lomas	FP-NMG Dist Specific-Replace	376.2	$ -	$ -	$ -	$ -	$ -	$ -	$ -	$ -
1915	610001195	PRE-09024	ABQ LP East System Replacement University and Lomas	FP-NMG Dist Specific-Replace	376.4	$ -	$ -	$ -	$ -	$ -	$ -	$ -	$ -
1916	610001195	PRE-09024	ABQ LP East System Replacement University and Lomas	FP-NMG Dist Specific-Replace	380.0	$ -	$ -	$ -	$ -	$ -	$ -	$ -	$ -
1917	T621001196	PRE-08842	Alamogordo ML Replace Valves at BV#4	FP-NMG Transm Stations-Replace	368.0	$ -	$ -	$ -	$ -	$ -	$ -	$ -	$ -
1918	T621001196	PRE-08842	Alamogordo ML Replace Valves at BV#4	FP-NMG Transm Stations-Replace	369.0	$ -	$ -	$ -	$ -	$ -	$ -	$ -	$ -
1919	T610001198	TEMP	Erosion Mitigation Santa Fe 12in 720 ML MP19.54 Mats	FP-NMG Transm Specifics-New	367.1	$ -	$ -	$ -	$ -	$ -	$ -	$ -	$ -
1920	T610001198	TEMP	Erosion Mitigation Santa Fe 12in 720 ML MP19.54 Mats	FP-NMG Transm Specifics-New	368.0	$ -	$ -	$ -	$ -	$ -	$ -	$ -	$ -
1921	T610001198	TEMP	Erosion Mitigation Santa Fe 12in 720 ML MP19.54 Mats	FP-NMG Transm Specifics-New	369.0	$ -	$ -	$ -	$ -	$ -	$ -	$ -	$ -
1922	610001199	PRE-08981	ABQ X-trube (10n4e-15a)	FP-NMG Dist Specific-Replace	376.1	$ -	$ -	$ -	$ -	$ -	$ -	$ -	$ -
1923	610001199	PRE-08981	ABQ X-trube (10n4e-15a)	FP-NMG Dist Specific-Replace	376.2	$ -	$ -	$ -	$ -	$ -	$ -	$ -	$ -
1924	610001199	PRE-08981	ABQ X-trube (10n4e-15a)	FP-NMG Dist Specific-Replace	376.4	$ -	$ -	$ -	$ -	$ -	$ -	$ -	$ -
1925	610001199	PRE-08981	ABQ X-trube (10n4e-15a)	FP-NMG Dist Specific-Replace	380.0	$ -	$ -	$ -	$ -	$ -	$ -	$ -	$ -
1926	T626001200	PRE-08903	Clovis 6-in ML Install 80-ft of main and lower 10,000' of mainline	FP-NMG Transm Mains-Replace	367.1	$ -	$ -	$ -	$ -	$ -	$ -	$ -	$ -
1927	T660001201	PRE-09808	Erosion Mitigation Taos 31.15 Bore	FP-NMG Transm Specific-Replace	367.1	$ -	$ -	$ -	$ -	$ -	$ -	$ -	$ -
1928	T660001201	PRE-09808	Erosion Mitigation Taos 31.15 Bore	FP-NMG Transm Specific-Replace	368.0	$ -	$ -	$ -	$ -	$ -	$ -	$ -	$ -
1929	T660001201	PRE-09808	Erosion Mitigation Taos 31.15 Bore	FP-NMG Transm Specific-Replace	369.0	$ -	$ -	$ -	$ -	$ -	$ -	$ -	$ -
1930	T680001202	TEMP	2023 Anode Installation DOE ML	FP-NMG Transm Cathodic Protectior	367.3	$ -	$ -	$ -	$ -	$ -	$ -	$ -	$ -
1931	610001203	PRE-09003	ABQ X-trube (10n4e-15c)	FP-NMG Dist Specific-Replace	376.1	$ -	$ -	$ -	$ -	$ -	$ -	$ -	$ -
1932	610001203	PRE-09003	ABQ X-trube (10n4e-15c)	FP-NMG Dist Specific-Replace	376.2	$ -	$ -	$ -	$ -	$ -	$ -	$ -	$ -
1933	610001203	PRE-09003	ABQ X-trube (10n4e-15c)	FP-NMG Dist Specific-Replace	376.4	$ -	$ -	$ -	$ -	$ -	$ -	$ -	$ -
1934	610001203	PRE-09003	ABQ X-trube (10n4e-15c)	FP-NMG Dist Specific-Replace	380.0	$ -	$ -	$ -	$ -	$ -	$ -	$ -	$ -
1935	610001204	NEW-14170	Reeves AC Mitigation	FP-NMG Dist Specifics-New	376.1	$ -	$ -	$ -	$ -	$ -	$ -	$ -	$ -
1936	610001204	NEW-14170	Reeves AC Mitigation	FP-NMG Dist Specifics-New	376.2	$ -	$ -	$ -	$ -	$ -	$ -	$ -	$ -
1937	610001204	NEW-14170	Reeves AC Mitigation	FP-NMG Dist Specifics-New	376.4	$ -	$ -	$ -	$ -	$ -	$ -	$ -	$ -
1938	610001205	PRE-08938	ABQ X-trube (10n4e-15B)	FP-NMG Dist Specific-Replace	376.1	$ -	$ -	$ -	$ -	$ -	$ -	$ -	$ -
1939	610001205	PRE-08938	ABQ X-trube (10n4e-15B)	FP-NMG Dist Specific-Replace	376.2	$ -	$ -	$ -	$ -	$ -	$ -	$ -	$ -
1940	610001205	PRE-08938	ABQ X-trube (10n4e-15B)	FP-NMG Dist Specific-Replace	376.4	$ -	$ -	$ -	$ -	$ -	$ -	$ -	$ -
1941	610001205	PRE-08938	ABQ X-trube (10n4e-15B)	FP-NMG Dist Specific-Replace	380.0	$ -	$ -	$ -	$ -	$ -	$ -	$ -	$ -
1942	610001206	PRE-08934	ABQ X-trube (10n4e-14C)	FP-NMG Dist Specific-Replace	376.1	$ -	$ -	$ -	$ -	$ -	$ -	$ -	$ -
1943	610001206	PRE-08934	ABQ X-trube (10n4e-14C)	FP-NMG Dist Specific-Replace	376.2	$ -	$ -	$ -	$ -	$ -	$ -	$ -	$ -
1944	610001206	PRE-08934	ABQ X-trube (10n4e-14C)	FP-NMG Dist Specific-Replace	376.4	$ -	$ -	$ -	$ -	$ -	$ -	$ -	$ -
1945	610001206	PRE-08934	ABQ X-trube (10n4e-14C)	FP-NMG Dist Specific-Replace	380.0	$ -	$ -	$ -	$ -	$ -	$ -	$ -	$ -
1946	610001207	PRE-08933	ABQ X-trube (10n4e-15d)	FP-NMG Dist Specific-Replace	376.1	$ -	$ -	$ -	$ -	$ -	$ -	$ -	$ -
1947	610001207	PRE-08933	ABQ X-trube (10n4e-15d)	FP-NMG Dist Specific-Replace	376.2	$ -	$ -	$ -	$ -	$ -	$ -	$ -	$ -
1948	610001207	PRE-08933	ABQ X-trube (10n4e-15d)	FP-NMG Dist Specific-Replace	376.4	$ -	$ -	$ -	$ -	$ -	$ -	$ -	$ -
1949	610001207	PRE-08933	ABQ X-trube (10n4e-15d)	FP-NMG Dist Specific-Replace	380.0	$ -	$ -	$ -	$ -	$ -	$ -	$ -	$ -
1950	610001208	PRE-08935	2020 ABQ X-trube (10n4e-14a)	FP-NMG Dist Specific-Replace	376.1	$ -	$ -	$ -	$ -	$ -	$ -	$ -	$ -
1951	610001208	PRE-08935	2020 ABQ X-trube (10n4e-14a)	FP-NMG Dist Specific-Replace	376.2	$ -	$ -	$ -	$ -	$ -	$ -	$ -	$ -
1952	610001208	PRE-08935	2020 ABQ X-trube (10n4e-14a)	FP-NMG Dist Specific-Replace	376.4	$ -	$ -	$ -	$ -	$ -	$ -	$ -	$ -
1953	610001208	PRE-08935	2020 ABQ X-trube (10n4e-14a)	FP-NMG Dist Specific-Replace	380.0	$ -	$ -	$ -	$ -	$ -	$ -	$ -	$ -
1954	610001209	PRE-08939	ABQ X-trube (10n4e-10a)	FP-NMG Dist Specific-Replace	376.1	$ -	$ -	$ -	$ -	$ -	$ -	$ -	$ -
1955	610001209	PRE-08939	ABQ X-trube (10n4e-10a)	FP-NMG Dist Specific-Replace	376.2	$ -	$ -	$ -	$ -	$ -	$ -	$ -	$ -
1956	610001209	PRE-08939	ABQ X-trube (10n4e-10a)	FP-NMG Dist Specific-Replace	376.4	$ -	$ -	$ -	$ -	$ -	$ -	$ -	$ -
1957	610001209	PRE-08939	ABQ X-trube (10n4e-10a)	FP-NMG Dist Specific-Replace	380.0	$ -	$ -	$ -	$ -	$ -	$ -	$ -	$ -
1958	610001210	PRE-08936	ABQ X-trube (10n4e-10b)	FP-NMG Dist Specific-Replace	376.1	$ -	$ -	$ -	$ -	$ -	$ -	$ -	$ -
1959	610001210	PRE-08936	ABQ X-trube (10n4e-10b)	FP-NMG Dist Specific-Replace	376.2	$ -	$ -	$ -	$ -	$ -	$ -	$ -	$ -
1960	610001210	PRE-08936	ABQ X-trube (10n4e-10b)	FP-NMG Dist Specific-Replace	376.4	$ -	$ -	$ -	$ -	$ -	$ -	$ -	$ -
1961	610001210	PRE-08936	ABQ X-trube (10n4e-10b)	FP-NMG Dist Specific-Replace	380.0	$ -	$ -	$ -	$ -	$ -	$ -	$ -	$ -
1962	610001211	PRE-09040	ABQ X-trube (10n4e-10d)	FP-NMG Dist Specific-Replace	376.1	$ -	$ -	$ -	$ -	$ -	$ -	$ -	$ -
1963	610001211	PRE-09040	ABQ X-trube (10n4e-10d)	FP-NMG Dist Specific-Replace	376.2	$ -	$ -	$ -	$ -	$ -	$ -	$ -	$ -

NEW MEXICO GAS COMPANY, INC.

Plant Gross Activity
Base Period - 12 Months Ending March 31, 2023
Future Test Year - 12 Months Ending September 30, 2025

	A	B	C	D	E	U	V	W	X	Y	Z	AA
3	Investment Number	FP Number	Investment Name	FP Type	FERC Account	7/31/2024	8/31/2024	9/30/2024	10/31/2024	11/30/2024	12/31/2024	1/31/2025
1908	T610001191	PRE-08844	Erosion Mitigation Coronado ML MP3.33 Bore	FP-NMG Transm Specific-Replace	369.0	$ -	$ -	$ -	$ -	$ -	$ -	$ -
1909	T624001192	NEW-14171	Erosion Mitigation Roswell ML MP 7.56 Line Lowering	FP-NMG Transm Specifics-New	367.1	$ -	$ -	$ -	$ -	$ -	$ -	$ -
1910	T624001192	NEW-14171	Erosion Mitigation Roswell ML MP 7.56 Line Lowering	FP-NMG Transm Specifics-New	368.0	$ -	$ -	$ -	$ -	$ -	$ -	$ -
1911	T624001192	NEW-14171	Erosion Mitigation Roswell ML MP 7.56 Line Lowering	FP-NMG Transm Specifics-New	369.0	$ -	$ -	$ -	$ -	$ -	$ -	$ -
1912	T610001194	TEMP	Erosion Mitigation San Ysidro Leg off MP 4.09	FP-NMG Transm Mains-Replace	367.1	$ -	$ -	$ -	$ -	$ -	$ -	$ -
1913	610001195	PRE-09024	ABQ LP East System Replacement University and Lomas	FP-NMG Dist Specific-Replace	376.1	$ -	$ -	$ -	$ -	$ -	$ -	$ -
1914	610001195	PRE-09024	ABQ LP East System Replacement University and Lomas	FP-NMG Dist Specific-Replace	376.2	$ -	$ -	$ -	$ -	$ -	$ -	$ -
1915	610001195	PRE-09024	ABQ LP East System Replacement University and Lomas	FP-NMG Dist Specific-Replace	376.4	$ -	$ -	$ -	$ -	$ -	$ -	$ -
1916	610001195	PRE-09024	ABQ LP East System Replacement University and Lomas	FP-NMG Dist Specific-Replace	380.0	$ -	$ -	$ -	$ -	$ -	$ -	$ -
1917	T621001196	PRE-08842	Alamogordo ML Replace Valves at BV#4	FP-NMG Transm Stations-Replace	368.0	$ -	$ -	$ -	$ -	$ -	$ -	$ -
1918	T621001196	PRE-08842	Alamogordo ML Replace Valves at BV#4	FP-NMG Transm Stations-Replace	369.0	$ -	$ -	$ -	$ -	$ -	$ -	$ -
1919	T610001198	TEMP	Erosion Mitigation Santa Fe 12in 720 ML MP19.54 Mats	FP-NMG Transm Specifics-New	367.1	$ -	$ -	$ -	$ -	$ -	$ -	$ -
1920	T610001198	TEMP	Erosion Mitigation Santa Fe 12in 720 ML MP19.54 Mats	FP-NMG Transm Specifics-New	368.0	$ -	$ -	$ -	$ -	$ -	$ -	$ -
1921	T610001198	TEMP	Erosion Mitigation Santa Fe 12in 720 ML MP19.54 Mats	FP-NMG Transm Specifics-New	369.0	$ -	$ -	$ -	$ -	$ -	$ -	$ -
1922	610001199	PRE-08981	ABQ X-trube (10n4e-15a)	FP-NMG Dist Specific-Replace	376.1	$ -	$ -	$ -	$ -	$ -	$ -	$ -
1923	610001199	PRE-08981	ABQ X-trube (10n4e-15a)	FP-NMG Dist Specific-Replace	376.2	$ -	$ -	$ -	$ -	$ -	$ -	$ -
1924	610001199	PRE-08981	ABQ X-trube (10n4e-15a)	FP-NMG Dist Specific-Replace	376.4	$ -	$ -	$ -	$ -	$ -	$ -	$ -
1925	610001199	PRE-08981	ABQ X-trube (10n4e-15a)	FP-NMG Dist Specific-Replace	380.0	$ -	$ -	$ -	$ -	$ -	$ -	$ -
1926	T626001200	PRE-08903	Clovis 6-in ML Install 80-ft of main and lower 10,000' of mainline	FP-NMG Transm Mains-Replace	367.1	$ -	$ -	$ -	$ -	$ -	$ -	$ -
1927	T660001201	PRE-09808	Erosion Mitigation Taos 31.15 Bore	FP-NMG Transm Specific-Replace	367.1	$ -	$ 553,684	$ -	$ -	$ -	$ -	$ -
1928	T660001201	PRE-09808	Erosion Mitigation Taos 31.15 Bore	FP-NMG Transm Specific-Replace	368.0	$ -	$ 79,098	$ -	$ -	$ -	$ -	$ -
1929	T660001201	PRE-09808	Erosion Mitigation Taos 31.15 Bore	FP-NMG Transm Specific-Replace	369.0	$ -	$ 158,196	$ -	$ -	$ -	$ -	$ -
1930	T680001202	TEMP	2023 Anode Installation DOE ML	FP-NMG Transm Cathodic Protectior	367.3	$ -	$ -	$ -	$ -	$ -	$ -	$ -
1931	610001203	PRE-09003	ABQ X-trube (10n4e-15c)	FP-NMG Dist Specific-Replace	376.1	$ -	$ -	$ -	$ -	$ -	$ -	$ -
1932	610001203	PRE-09003	ABQ X-trube (10n4e-15c)	FP-NMG Dist Specific-Replace	376.2	$ -	$ -	$ -	$ -	$ -	$ -	$ -
1933	610001203	PRE-09003	ABQ X-trube (10n4e-15c)	FP-NMG Dist Specific-Replace	376.4	$ -	$ -	$ -	$ -	$ -	$ -	$ -
1934	610001203	PRE-09003	ABQ X-trube (10n4e-15c)	FP-NMG Dist Specific-Replace	380.0	$ -	$ -	$ -	$ -	$ -	$ -	$ -
1935	610001204	NEW-14170	Reeves AC Mitigation	FP-NMG Dist Specifics-New	376.1	$ -	$ -	$ -	$ -	$ -	$ -	$ -
1936	610001204	NEW-14170	Reeves AC Mitigation	FP-NMG Dist Specifics-New	376.2	$ -	$ -	$ -	$ -	$ -	$ -	$ -
1937	610001204	NEW-14170	Reeves AC Mitigation	FP-NMG Dist Specifics-New	376.4	$ -	$ -	$ -	$ -	$ -	$ -	$ -
1938	610001205	PRE-08938	ABQ X-trube (10n4e-15B)	FP-NMG Dist Specific-Replace	376.1	$ -	$ -	$ -	$ -	$ -	$ -	$ -
1939	610001205	PRE-08938	ABQ X-trube (10n4e-15B)	FP-NMG Dist Specific-Replace	376.2	$ -	$ -	$ -	$ -	$ -	$ -	$ -
1940	610001205	PRE-08938	ABQ X-trube (10n4e-15B)	FP-NMG Dist Specific-Replace	376.4	$ -	$ -	$ -	$ -	$ -	$ -	$ -
1941	610001205	PRE-08938	ABQ X-trube (10n4e-15B)	FP-NMG Dist Specific-Replace	380.0	$ -	$ -	$ -	$ -	$ -	$ -	$ -
1942	610001206	PRE-08934	ABQ X-trube (10n4e-14C)	FP-NMG Dist Specific-Replace	376.1	$ -	$ -	$ -	$ -	$ -	$ -	$ -
1943	610001206	PRE-08934	ABQ X-trube (10n4e-14C)	FP-NMG Dist Specific-Replace	376.2	$ -	$ -	$ -	$ -	$ -	$ -	$ -
1944	610001206	PRE-08934	ABQ X-trube (10n4e-14C)	FP-NMG Dist Specific-Replace	376.4	$ -	$ -	$ -	$ -	$ -	$ -	$ -
1945	610001206	PRE-08934	ABQ X-trube (10n4e-14C)	FP-NMG Dist Specific-Replace	380.0	$ -	$ -	$ -	$ -	$ -	$ -	$ -
1946	610001207	PRE-08933	ABQ X-trube (10n4e-15d)	FP-NMG Dist Specific-Replace	376.1	$ -	$ -	$ -	$ -	$ -	$ -	$ -
1947	610001207	PRE-08933	ABQ X-trube (10n4e-15d)	FP-NMG Dist Specific-Replace	376.2	$ -	$ -	$ -	$ -	$ -	$ -	$ -
1948	610001207	PRE-08933	ABQ X-trube (10n4e-15d)	FP-NMG Dist Specific-Replace	376.4	$ -	$ -	$ -	$ -	$ -	$ -	$ -
1949	610001207	PRE-08933	ABQ X-trube (10n4e-15d)	FP-NMG Dist Specific-Replace	380.0	$ -	$ -	$ -	$ -	$ -	$ -	$ -
1950	610001208	PRE-08935	2020 ABQ X-trube (10n4e-14a)	FP-NMG Dist Specific-Replace	376.1	$ -	$ -	$ -	$ -	$ -	$ -	$ -
1951	610001208	PRE-08935	2020 ABQ X-trube (10n4e-14a)	FP-NMG Dist Specific-Replace	376.2	$ -	$ -	$ -	$ -	$ -	$ -	$ -
1952	610001208	PRE-08935	2020 ABQ X-trube (10n4e-14a)	FP-NMG Dist Specific-Replace	376.4	$ -	$ -	$ -	$ -	$ -	$ -	$ -
1953	610001208	PRE-08935	2020 ABQ X-trube (10n4e-14a)	FP-NMG Dist Specific-Replace	380.0	$ -	$ -	$ -	$ -	$ -	$ -	$ -
1954	610001209	PRE-08939	ABQ X-trube (10n4e-10a)	FP-NMG Dist Specific-Replace	376.1	$ -	$ -	$ -	$ -	$ -	$ -	$ -
1955	610001209	PRE-08939	ABQ X-trube (10n4e-10a)	FP-NMG Dist Specific-Replace	376.2	$ -	$ -	$ -	$ -	$ -	$ -	$ -
1956	610001209	PRE-08939	ABQ X-trube (10n4e-10a)	FP-NMG Dist Specific-Replace	376.4	$ -	$ -	$ -	$ -	$ -	$ -	$ -
1957	610001209	PRE-08939	ABQ X-trube (10n4e-10a)	FP-NMG Dist Specific-Replace	380.0	$ -	$ -	$ -	$ -	$ -	$ -	$ -
1958	610001210	PRE-08936	ABQ X-trube (10n4e-10b)	FP-NMG Dist Specific-Replace	376.1	$ -	$ -	$ -	$ -	$ -	$ -	$ -
1959	610001210	PRE-08936	ABQ X-trube (10n4e-10b)	FP-NMG Dist Specific-Replace	376.2	$ -	$ -	$ -	$ -	$ -	$ -	$ -
1960	610001210	PRE-08936	ABQ X-trube (10n4e-10b)	FP-NMG Dist Specific-Replace	376.4	$ -	$ -	$ -	$ -	$ -	$ -	$ -
1961	610001210	PRE-08936	ABQ X-trube (10n4e-10b)	FP-NMG Dist Specific-Replace	380.0	$ -	$ -	$ -	$ -	$ -	$ -	$ -
1962	610001211	PRE-09040	ABQ X-trube (10n4e-10d)	FP-NMG Dist Specific-Replace	376.1	$ -	$ -	$ -	$ -	$ -	$ -	$ -
1963	610001211	PRE-09040	ABQ X-trube (10n4e-10d)	FP-NMG Dist Specific-Replace	376.2	$ -	$ -	$ -	$ -	$ -	$ -	$ -

NEW MEXICO GAS COMPANY, INC.

Plant Gross Activity
Base Period - 12 Months Ending March 31, 2023
Future Test Year - 12 Months Ending September 30, 2025

	A	B	C	D	E	AB	AC	AD	AE	AF	AG	AH	AI
3	Investment Number	FP Number	Investment Name	FP Type	FERC Account	2/28/2025	3/31/2025	4/30/2025	5/31/2025	6/30/2025	7/31/2025	8/31/2025	9/30/2025
1908	T610001191	PRE-08844	Erosion Mitigation Coronado ML MP3.33 Bore	FP-NMG Transm Specific-Replace	369.0	$ -	$ -	$ -	$ -	$ -	$ -	$ -	$ 232,489
1909	T624001192	NEW-14171	Erosion Mitigation Roswell ML MP 7.56 Line Lowering	FP-NMG Transm Specifics-New	367.1	$ -	$ -	$ -	$ -	$ -	$ -	$ -	$ -
1910	T624001192	NEW-14171	Erosion Mitigation Roswell ML MP 7.56 Line Lowering	FP-NMG Transm Specifics-New	368.0	$ -	$ -	$ -	$ -	$ -	$ -	$ -	$ -
1911	T624001192	NEW-14171	Erosion Mitigation Roswell ML MP 7.56 Line Lowering	FP-NMG Transm Specifics-New	369.0	$ -	$ -	$ -	$ -	$ -	$ -	$ -	$ -
1912	T610001194	TEMP	Erosion Mitigation San Ysidro Leg off MP 4.09	FP-NMG Transm Mains-Replace	367.1	$ -	$ -	$ -	$ -	$ -	$ -	$ -	$ -
1913	610001195	PRE-09024	ABQ LP East System Replacement University and Lomas	FP-NMG Dist Specific-Replace	376.1	$ -	$ -	$ -	$ -	$ -	$ -	$ -	$ -
1914	610001195	PRE-09024	ABQ LP East System Replacement University and Lomas	FP-NMG Dist Specific-Replace	376.2	$ -	$ -	$ -	$ -	$ -	$ -	$ -	$ -
1915	610001195	PRE-09024	ABQ LP East System Replacement University and Lomas	FP-NMG Dist Specific-Replace	376.4	$ -	$ -	$ -	$ -	$ -	$ -	$ -	$ -
1916	610001195	PRE-09024	ABQ LP East System Replacement University and Lomas	FP-NMG Dist Specific-Replace	380.0	$ -	$ -	$ -	$ -	$ -	$ -	$ -	$ -
1917	T621001196	PRE-08842	Alamogordo ML Replace Valves at BV#4	FP-NMG Transm Stations-Replace	368.0	$ -	$ -	$ -	$ -	$ -	$ -	$ -	$ -
1918	T621001196	PRE-08842	Alamogordo ML Replace Valves at BV#4	FP-NMG Transm Stations-Replace	369.0	$ -	$ -	$ -	$ -	$ -	$ -	$ -	$ -
1919	T610001198	TEMP	Erosion Mitigation Santa Fe 12in 720 ML MP19.54 Mats	FP-NMG Transm Specifics-New	367.1	$ -	$ -	$ -	$ -	$ -	$ -	$ -	$ -
1920	T610001198	TEMP	Erosion Mitigation Santa Fe 12in 720 ML MP19.54 Mats	FP-NMG Transm Specifics-New	368.0	$ -	$ -	$ -	$ -	$ -	$ -	$ -	$ -
1921	T610001198	TEMP	Erosion Mitigation Santa Fe 12in 720 ML MP19.54 Mats	FP-NMG Transm Specifics-New	369.0	$ -	$ -	$ -	$ -	$ -	$ -	$ -	$ -
1922	610001199	PRE-08981	ABQ X-trube (10n4e-15a)	FP-NMG Dist Specific-Replace	376.1	$ -	$ -	$ -	$ -	$ -	$ -	$ -	$ -
1923	610001199	PRE-08981	ABQ X-trube (10n4e-15a)	FP-NMG Dist Specific-Replace	376.2	$ -	$ -	$ -	$ -	$ -	$ -	$ -	$ -
1924	610001199	PRE-08981	ABQ X-trube (10n4e-15a)	FP-NMG Dist Specific-Replace	376.4	$ -	$ -	$ -	$ -	$ -	$ -	$ -	$ -
1925	610001199	PRE-08981	ABQ X-trube (10n4e-15a)	FP-NMG Dist Specific-Replace	380.0	$ -	$ -	$ -	$ -	$ -	$ -	$ -	$ -
1926	T626001200	PRE-08903	Clovis 6-in ML Install 80-ft of main and lower 10,000' of mainline	FP-NMG Transm Mains-Replace	367.1	$ -	$ -	$ -	$ -	$ -	$ -	$ -	$ -
1927	T660001201	PRE-09808	Erosion Mitigation Taos 31.15 Bore	FP-NMG Transm Specific-Replace	367.1	$ -	$ -	$ -	$ -	$ -	$ -	$ -	$ -
1928	T660001201	PRE-09808	Erosion Mitigation Taos 31.15 Bore	FP-NMG Transm Specific-Replace	368.0	$ -	$ -	$ -	$ -	$ -	$ -	$ -	$ -
1929	T660001201	PRE-09808	Erosion Mitigation Taos 31.15 Bore	FP-NMG Transm Specific-Replace	369.0	$ -	$ -	$ -	$ -	$ -	$ -	$ -	$ -
1930	T680001202	TEMP	2023 Anode Installation DOE ML	FP-NMG Transm Cathodic Protectior	367.3	$ -	$ -	$ -	$ -	$ -	$ -	$ -	$ -
1931	610001203	PRE-09003	ABQ X-trube (10n4e-15c)	FP-NMG Dist Specific-Replace	376.1	$ -	$ -	$ -	$ -	$ -	$ -	$ -	$ -
1932	610001203	PRE-09003	ABQ X-trube (10n4e-15c)	FP-NMG Dist Specific-Replace	376.2	$ -	$ -	$ -	$ -	$ -	$ -	$ -	$ -
1933	610001203	PRE-09003	ABQ X-trube (10n4e-15c)	FP-NMG Dist Specific-Replace	376.4	$ -	$ -	$ -	$ -	$ -	$ -	$ -	$ -
1934	610001203	PRE-09003	ABQ X-trube (10n4e-15c)	FP-NMG Dist Specific-Replace	380.0	$ -	$ -	$ -	$ -	$ -	$ -	$ -	$ -
1935	610001204	NEW-14170	Reeves AC Mitigation	FP-NMG Dist Specifics-New	376.1	$ -	$ -	$ -	$ -	$ -	$ -	$ -	$ -
1936	610001204	NEW-14170	Reeves AC Mitigation	FP-NMG Dist Specifics-New	376.2	$ -	$ -	$ -	$ -	$ -	$ -	$ -	$ -
1937	610001204	NEW-14170	Reeves AC Mitigation	FP-NMG Dist Specifics-New	376.4	$ -	$ -	$ -	$ -	$ -	$ -	$ -	$ -
1938	610001205	PRE-08938	ABQ X-trube (10n4e-15B)	FP-NMG Dist Specific-Replace	376.1	$ -	$ -	$ -	$ -	$ -	$ -	$ -	$ -
1939	610001205	PRE-08938	ABQ X-trube (10n4e-15B)	FP-NMG Dist Specific-Replace	376.2	$ -	$ -	$ -	$ -	$ -	$ -	$ -	$ -
1940	610001205	PRE-08938	ABQ X-trube (10n4e-15B)	FP-NMG Dist Specific-Replace	376.4	$ -	$ -	$ -	$ -	$ -	$ -	$ -	$ -
1941	610001205	PRE-08938	ABQ X-trube (10n4e-15B)	FP-NMG Dist Specific-Replace	380.0	$ -	$ -	$ -	$ -	$ -	$ -	$ -	$ -
1942	610001206	PRE-08934	ABQ X-trube (10n4e-14C)	FP-NMG Dist Specific-Replace	376.1	$ -	$ -	$ -	$ -	$ -	$ -	$ -	$ -
1943	610001206	PRE-08934	ABQ X-trube (10n4e-14C)	FP-NMG Dist Specific-Replace	376.2	$ -	$ -	$ -	$ -	$ -	$ -	$ -	$ -
1944	610001206	PRE-08934	ABQ X-trube (10n4e-14C)	FP-NMG Dist Specific-Replace	376.4	$ -	$ -	$ -	$ -	$ -	$ -	$ -	$ -
1945	610001206	PRE-08934	ABQ X-trube (10n4e-14C)	FP-NMG Dist Specific-Replace	380.0	$ -	$ -	$ -	$ -	$ -	$ -	$ -	$ -
1946	610001207	PRE-08933	ABQ X-trube (10n4e-15d)	FP-NMG Dist Specific-Replace	376.1	$ -	$ -	$ -	$ -	$ -	$ -	$ -	$ -
1947	610001207	PRE-08933	ABQ X-trube (10n4e-15d)	FP-NMG Dist Specific-Replace	376.2	$ -	$ -	$ -	$ -	$ -	$ -	$ -	$ -
1948	610001207	PRE-08933	ABQ X-trube (10n4e-15d)	FP-NMG Dist Specific-Replace	376.4	$ -	$ -	$ -	$ -	$ -	$ -	$ -	$ -
1949	610001207	PRE-08933	ABQ X-trube (10n4e-15d)	FP-NMG Dist Specific-Replace	380.0	$ -	$ -	$ -	$ -	$ -	$ -	$ -	$ -
1950	610001208	PRE-08935	2020 ABQ X-trube (10n4e-14a)	FP-NMG Dist Specific-Replace	376.1	$ -	$ -	$ -	$ -	$ -	$ -	$ -	$ -
1951	610001208	PRE-08935	2020 ABQ X-trube (10n4e-14a)	FP-NMG Dist Specific-Replace	376.2	$ -	$ -	$ -	$ -	$ -	$ -	$ -	$ -
1952	610001208	PRE-08935	2020 ABQ X-trube (10n4e-14a)	FP-NMG Dist Specific-Replace	376.4	$ -	$ -	$ -	$ -	$ -	$ -	$ -	$ -
1953	610001208	PRE-08935	2020 ABQ X-trube (10n4e-14a)	FP-NMG Dist Specific-Replace	380.0	$ -	$ -	$ -	$ -	$ -	$ -	$ -	$ -
1954	610001209	PRE-08939	ABQ X-trube (10n4e-10a)	FP-NMG Dist Specific-Replace	376.1	$ -	$ -	$ -	$ -	$ -	$ -	$ -	$ -
1955	610001209	PRE-08939	ABQ X-trube (10n4e-10a)	FP-NMG Dist Specific-Replace	376.2	$ -	$ -	$ -	$ -	$ -	$ -	$ -	$ -
1956	610001209	PRE-08939	ABQ X-trube (10n4e-10a)	FP-NMG Dist Specific-Replace	376.4	$ -	$ -	$ -	$ -	$ -	$ -	$ -	$ -
1957	610001209	PRE-08939	ABQ X-trube (10n4e-10a)	FP-NMG Dist Specific-Replace	380.0	$ -	$ -	$ -	$ -	$ -	$ -	$ -	$ -
1958	610001210	PRE-08936	ABQ X-trube (10n4e-10b)	FP-NMG Dist Specific-Replace	376.1	$ -	$ -	$ -	$ -	$ -	$ -	$ -	$ -
1959	610001210	PRE-08936	ABQ X-trube (10n4e-10b)	FP-NMG Dist Specific-Replace	376.2	$ -	$ -	$ -	$ -	$ -	$ -	$ -	$ -
1960	610001210	PRE-08936	ABQ X-trube (10n4e-10b)	FP-NMG Dist Specific-Replace	376.4	$ -	$ -	$ -	$ -	$ -	$ -	$ -	$ -
1961	610001210	PRE-08936	ABQ X-trube (10n4e-10b)	FP-NMG Dist Specific-Replace	380.0	$ -	$ -	$ -	$ -	$ -	$ -	$ -	$ -
1962	610001211	PRE-09040	ABQ X-trube (10n4e-10d)	FP-NMG Dist Specific-Replace	376.1	$ -	$ -	$ -	$ -	$ -	$ -	$ -	$ -
1963	610001211	PRE-09040	ABQ X-trube (10n4e-10d)	FP-NMG Dist Specific-Replace	376.2	$ -	$ -	$ -	$ -	$ -	$ -	$ -	$ -

NEW MEXICO GAS COMPANY, INC.

Plant Gross Activity
Base Period - 12 Months Ending March 31, 2023
Future Test Year - 12 Months Ending September 30, 2025

	A	B	C	D	E	F	G	H	I	J	K	L
3	Investment Number	FP Number	Investment Name	FP Type	FERC Account	4/30/2023	5/31/2023	6/30/2023	7/31/2023	8/31/2023	9/30/2023	10/31/2023
1964	610001211	PRE-09040	ABQ X-trube (10n4e-10d)	FP-NMG Dist Specific-Replace	376.4	$ -	$ -	$ -	$ -	$ -	$ -	$ -
1965	610001211	PRE-09040	ABQ X-trube (10n4e-10d)	FP-NMG Dist Specific-Replace	380.0	$ -	$ -	$ -	$ -	$ -	$ -	$ -
1966	610001212	PRE-08932	ABQ X-trube (10n4e-10c)	FP-NMG Dist Specific-Replace	376.1	$ -	$ -	$ -	$ -	$ -	$ -	$ -
1967	610001212	PRE-08932	ABQ X-trube (10n4e-10c)	FP-NMG Dist Specific-Replace	376.2	$ -	$ -	$ -	$ -	$ -	$ -	$ -
1968	610001212	PRE-08932	ABQ X-trube (10n4e-10c)	FP-NMG Dist Specific-Replace	376.4	$ -	$ -	$ -	$ -	$ -	$ -	$ -
1969	610001212	PRE-08932	ABQ X-trube (10n4e-10c)	FP-NMG Dist Specific-Replace	380.0	$ -	$ -	$ -	$ -	$ -	$ -	$ -
1970	T610001213	TEMP	Complete Santa Fe 16 and 20 in ML MP 4.28 Lowering	FP-NMG Transm Specific-Replace	367.1	$ -	$ -	$ -	$ -	$ -	$ -	$ -
1971	T610001213	TEMP	Complete Santa Fe 16 and 20 in ML MP 4.28 Lowering	FP-NMG Transm Specific-Replace	368.0	$ -	$ -	$ -	$ -	$ -	$ -	$ -
1972	T610001213	TEMP	Complete Santa Fe 16 and 20 in ML MP 4.28 Lowering	FP-NMG Transm Specific-Replace	369.0	$ -	$ -	$ -	$ -	$ -	$ -	$ -
1973	T624001214	TEMP	Materials Verification Cutouts-Roswell ML 10in Red Lake to Hagerman	FP-NMG Transm Specific-Replace	367.1	$ -	$ -	$ -	$ -	$ -	$ -	$ -
1974	T624001214	TEMP	Materials Verification Cutouts-Roswell ML 10in Red Lake to Hagerman	FP-NMG Transm Specific-Replace	368.0	$ -	$ -	$ -	$ -	$ -	$ -	$ -
1975	T624001214	TEMP	Materials Verification Cutouts-Roswell ML 10in Red Lake to Hagerman	FP-NMG Transm Specific-Replace	369.0	$ -	$ -	$ -	$ -	$ -	$ -	$ -
1976	T624001215	TEMP	Materials Verification - Roswell to BS#2	FP-NMG Transm Specific-Replace	367.1	$ -	$ -	$ -	$ -	$ -	$ -	$ -
1977	T624001215	TEMP	Materials Verification - Roswell to BS#2	FP-NMG Transm Specific-Replace	368.0	$ -	$ -	$ -	$ -	$ -	$ -	$ -
1978	T624001215	TEMP	Materials Verification - Roswell to BS#2	FP-NMG Transm Specific-Replace	369.0	$ -	$ -	$ -	$ -	$ -	$ -	$ -
1979	T610001216	PRE-09943	Materials Verification Cutouts - Atrisco 12in	FP-NMG Transm Specific-Replace	367.1	$ -	$ -	$ -	$ -	$ -	$ -	$ -
1980	T610001216	PRE-09943	Materials Verification Cutouts - Atrisco 12in	FP-NMG Transm Specific-Replace	368.0	$ -	$ -	$ -	$ -	$ -	$ -	$ -
1981	T610001216	PRE-09943	Materials Verification Cutouts - Atrisco 12in	FP-NMG Transm Specific-Replace	369.0	$ -	$ -	$ -	$ -	$ -	$ -	$ -
1982	T660001217	TEMP	Materials Verification Cutouts-Questa ML	FP-NMG Transm Specific-Replace	367.1	$ -	$ -	$ -	$ -	$ -	$ -	$ -
1983	T660001217	TEMP	Materials Verification Cutouts-Questa ML	FP-NMG Transm Specific-Replace	368.0	$ -	$ -	$ -	$ -	$ -	$ -	$ -
1984	T660001217	TEMP	Materials Verification Cutouts-Questa ML	FP-NMG Transm Specific-Replace	369.0	$ -	$ -	$ -	$ -	$ -	$ -	$ -
1985	T660001218	TEMP	Materials Verification Cutouts-Questa ML	FP-NMG Transm Specific-Replace	367.1	$ -	$ -	$ -	$ -	$ -	$ -	$ -
1986	T660001218	TEMP	Materials Verification Cutouts-Questa ML	FP-NMG Transm Specific-Replace	368.0	$ -	$ -	$ -	$ -	$ -	$ -	$ -
1987	T660001218	TEMP	Materials Verification Cutouts-Questa ML	FP-NMG Transm Specific-Replace	369.0	$ -	$ -	$ -	$ -	$ -	$ -	$ -
1988	T680001219	PRE-10122	ILI Modifications - Gallup Grants ML	FP-NMG Transm Specific-Replace	367.1	$ -	$ -	$ -	$ -	$ -	$ -	$ -
1989	T680001219	PRE-10122	ILI Modifications - Gallup Grants ML	FP-NMG Transm Specific-Replace	368.0	$ -	$ -	$ -	$ -	$ -	$ -	$ -
1990	T680001219	PRE-10122	ILI Modifications - Gallup Grants ML	FP-NMG Transm Specific-Replace	369.0	$ -	$ -	$ -	$ -	$ -	$ -	$ -
1991	601001220	NEW-14166	2020 Single Feed Monitoring	FP-NMG Dist Specifics-New	376.1	$ -	$ -	$ -	$ -	$ -	$ -	$ -
1992	601001220	NEW-14166	2020 Single Feed Monitoring	FP-NMG Dist Specifics-New	376.2	$ -	$ -	$ -	$ -	$ -	$ -	$ -
1993	601001220	NEW-14166	2020 Single Feed Monitoring	FP-NMG Dist Specifics-New	376.4	$ -	$ -	$ -	$ -	$ -	$ -	$ -
1994	601001221	NEW-14164	Single Feed Monitoring	FP-NMG Dist Specifics-New	376.1	$ -	$ 7,884	$ -	$ -	$ -	$ -	$ -
1995	601001221	NEW-14164	Single Feed Monitoring	FP-NMG Dist Specifics-New	376.2	$ -	$ 6,132	$ -	$ -	$ -	$ -	$ -
1996	601001221	NEW-14164	Single Feed Monitoring	FP-NMG Dist Specifics-New	376.4	$ -	$ 3,504	$ -	$ -	$ -	$ -	$ -
1997	601001223	NCP-14555	2020 IT Risk Assessment Mitigations - Networking Routers & Switches	FP-NMG Office Furn & Equip	391.2	$ -	$ -	$ -	$ -	$ -	$ -	$ -
1998	601001223	NCP-14555	2020 IT Risk Assessment Mitigations - Networking Routers & Switches	FP-NMG Office Furn & Equip	397.0	$ -	$ -	$ -	$ -	$ -	$ -	$ -
1999	601001223	NCP-14555	2020 IT Risk Assessment Mitigations - Networking Routers & Switches	FP-NMG Office Furn & Equip	398.0	$ -	$ -	$ -	$ -	$ -	$ -	$ -
2000	601001224	NCP-14554	2020 IT Risk Assessment Mitigation - Edith DR	FP-NMG Office Furn & Equip	391.2	$ -	$ -	$ -	$ -	$ -	$ -	$ -
2001	601001224	NCP-14554	2020 IT Risk Assessment Mitigation - Edith DR	FP-NMG Office Furn & Equip	397.0	$ -	$ -	$ -	$ -	$ -	$ -	$ -
2002	601001224	NCP-14554	2020 IT Risk Assessment Mitigation - Edith DR	FP-NMG Office Furn & Equip	398.0	$ -	$ -	$ -	$ -	$ -	$ -	$ -
2003	601001225	TEMP	D2023 IT Risk Assessment Mitigation - Servers, Firewalls, and Associated Training	FP-NMG Office Furn & Equip	391.2	$ -	$ -	$ -	$ -	$ -	$ -	$ -
2004	601001225	TEMP	D2023 IT Risk Assessment Mitigation - Servers, Firewalls, and Associated Training	FP-NMG Office Furn & Equip	397.0	$ -	$ -	$ -	$ -	$ -	$ -	$ -
2005	601001225	TEMP	D2023 IT Risk Assessment Mitigation - Servers, Firewalls, and Associated Training	FP-NMG Office Furn & Equip	398.0	$ -	$ -	$ -	$ -	$ -	$ -	$ -
2006	601001226	TEMP	D2023 IT Risk Assessment Mitigation - SCADA, Microwave, Radio	FP-NMG Office Furn & Equip	391.2	$ -	$ -	$ -	$ -	$ -	$ -	$ -
2007	601001226	TEMP	D2023 IT Risk Assessment Mitigation - SCADA, Microwave, Radio	FP-NMG Office Furn & Equip	397.0	$ -	$ -	$ -	$ -	$ -	$ -	$ -
2008	601001226	TEMP	D2023 IT Risk Assessment Mitigation - SCADA, Microwave, Radio	FP-NMG Office Furn & Equip	398.0	$ -	$ -	$ -	$ -	$ -	$ -	$ -
2009	601001227	NCP-14558	2020 IT Risk Assessment Mitigation - Windows Servers	FP-NMG Office Furn & Equip	391.2	$ -	$ -	$ -	$ -	$ -	$ -	$ -
2010	601001227	NCP-14558	2020 IT Risk Assessment Mitigation - Windows Servers	FP-NMG Office Furn & Equip	397.0	$ -	$ -	$ -	$ -	$ -	$ -	$ -
2011	601001227	NCP-14558	2020 IT Risk Assessment Mitigation - Windows Servers	FP-NMG Office Furn & Equip	398.0	$ -	$ -	$ -	$ -	$ -	$ -	$ -
2012	601001228	TEMP	D 2024 IT Risk Assessment Mitigation - Servers, Firewalls, and Associated Training	FP-NMG Office Furn & Equip	391.2	$ -	$ -	$ -	$ -	$ -	$ -	$ -
2013	601001228	TEMP	D 2024 IT Risk Assessment Mitigation - Servers, Firewalls, and Associated Training	FP-NMG Office Furn & Equip	397.0	$ -	$ -	$ -	$ -	$ -	$ -	$ -
2014	601001228	TEMP	D 2024 IT Risk Assessment Mitigation - Servers, Firewalls, and Associated Training	FP-NMG Office Furn & Equip	398.0	$ -	$ -	$ -	$ -	$ -	$ -	$ -
2015	601001229	TEMP	Disaster Recovery/Business Continuity Project	FP-NMG Office Furn & Equip	391.2	$ -	$ -	$ -	$ -	$ -	$ -	$ -
2016	601001229	TEMP	Disaster Recovery/Business Continuity Project	FP-NMG Office Furn & Equip	397.0	$ -	$ -	$ -	$ -	$ -	$ -	$ -
2017	601001229	TEMP	Disaster Recovery/Business Continuity Project	FP-NMG Office Furn & Equip	398.0	$ -	$ -	$ -	$ -	$ -	$ -	$ -
2018	622001231	PRE-08918	ANT Ineffectively Coated Steel Replacement Phase II	FP-NMG Dist Specific-Replace	376.1	$ -	$ -	$ -	$ -	$ -	$ -	$ -
2019	622001231	PRE-08918	ANT Ineffectively Coated Steel Replacement Phase II	FP-NMG Dist Specific-Replace	376.2	$ -	$ -	$ -	$ -	$ -	$ -	$ -

NEW MEXICO GAS COMPANY, INC.

Plant Gross Activity
Base Period - 12 Months Ending March 31, 2023
Future Test Year - 12 Months Ending September 30, 2025

	A	B	C	D	E	M	N	O	P	Q	R	S	T
3	Investment Number	FP Number	Investment Name	FP Type	FERC Account	11/30/2023	12/31/2023	1/31/2024	2/29/2024	3/31/2024	4/30/2024	5/31/2024	6/30/2024
1964	610001211	PRE-09040	ABQ X-trube (10n4e-10d)	FP-NMG Dist Specific-Replace	376.4	$ -	$ -	$ -	$ -	$ -	$ -	$ -	$ -
1965	610001211	PRE-09040	ABQ X-trube (10n4e-10d)	FP-NMG Dist Specific-Replace	380.0	$ -	$ -	$ -	$ -	$ -	$ -	$ -	$ -
1966	610001212	PRE-08932	ABQ X-trube (10n4e-10c)	FP-NMG Dist Specific-Replace	376.1	$ -	$ -	$ -	$ -	$ -	$ -	$ -	$ -
1967	610001212	PRE-08932	ABQ X-trube (10n4e-10c)	FP-NMG Dist Specific-Replace	376.2	$ -	$ -	$ -	$ -	$ -	$ -	$ -	$ -
1968	610001212	PRE-08932	ABQ X-trube (10n4e-10c)	FP-NMG Dist Specific-Replace	376.4	$ -	$ -	$ -	$ -	$ -	$ -	$ -	$ -
1969	610001212	PRE-08932	ABQ X-trube (10n4e-10c)	FP-NMG Dist Specific-Replace	380.0	$ -	$ -	$ -	$ -	$ -	$ -	$ -	$ -
1970	T610001213	TEMP	Complete Santa Fe 16 and 20 in ML MP 4.28 Lowering	FP-NMG Transm Specific-Replace	367.1	$ -	$ -	$ -	$ -	$ -	$ -	$ -	$ -
1971	T610001213	TEMP	Complete Santa Fe 16 and 20 in ML MP 4.28 Lowering	FP-NMG Transm Specific-Replace	368.0	$ -	$ -	$ -	$ -	$ -	$ -	$ -	$ -
1972	T610001213	TEMP	Complete Santa Fe 16 and 20 in ML MP 4.28 Lowering	FP-NMG Transm Specific-Replace	369.0	$ -	$ -	$ -	$ -	$ -	$ -	$ -	$ -
1973	T624001214	TEMP	Materials Verification Cutouts-Roswell ML 10in Red Lake to Hagerman	FP-NMG Transm Specific-Replace	367.1	$ -	$ -	$ -	$ -	$ -	$ -	$ -	$ -
1974	T624001214	TEMP	Materials Verification Cutouts-Roswell ML 10in Red Lake to Hagerman	FP-NMG Transm Specific-Replace	368.0	$ -	$ -	$ -	$ -	$ -	$ -	$ -	$ -
1975	T624001214	TEMP	Materials Verification Cutouts-Roswell ML 10in Red Lake to Hagerman	FP-NMG Transm Specific-Replace	369.0	$ -	$ -	$ -	$ -	$ -	$ -	$ -	$ -
1976	T624001215	TEMP	Materials Verification - Roswell to BS#2	FP-NMG Transm Specific-Replace	367.1	$ -	$ -	$ -	$ -	$ -	$ -	$ -	$ -
1977	T624001215	TEMP	Materials Verification - Roswell to BS#2	FP-NMG Transm Specific-Replace	368.0	$ -	$ -	$ -	$ -	$ -	$ -	$ -	$ -
1978	T624001215	TEMP	Materials Verification - Roswell to BS#2	FP-NMG Transm Specific-Replace	369.0	$ -	$ -	$ -	$ -	$ -	$ -	$ -	$ -
1979	T610001216	PRE-09943	Materials Verification Cutouts - Atrisco 12in	FP-NMG Transm Specific-Replace	367.1	$ 381,829	$ -	$ -	$ -	$ -	$ -	$ -	$ -
1980	T610001216	PRE-09943	Materials Verification Cutouts - Atrisco 12in	FP-NMG Transm Specific-Replace	368.0	$ 54,547	$ -	$ -	$ -	$ -	$ -	$ -	$ -
1981	T610001216	PRE-09943	Materials Verification Cutouts - Atrisco 12in	FP-NMG Transm Specific-Replace	369.0	$ 109,094	$ -	$ -	$ -	$ -	$ -	$ -	$ -
1982	T660001217	TEMP	Materials Verification Cutouts-Questa ML	FP-NMG Transm Specific-Replace	367.1	$ -	$ -	$ -	$ -	$ -	$ -	$ -	$ -
1983	T660001217	TEMP	Materials Verification Cutouts-Questa ML	FP-NMG Transm Specific-Replace	368.0	$ -	$ -	$ -	$ -	$ -	$ -	$ -	$ -
1984	T660001217	TEMP	Materials Verification Cutouts-Questa ML	FP-NMG Transm Specific-Replace	369.0	$ -	$ -	$ -	$ -	$ -	$ -	$ -	$ -
1985	T660001218	TEMP	Materials Verification Cutouts-Questa ML	FP-NMG Transm Specific-Replace	367.1	$ -	$ -	$ -	$ -	$ -	$ -	$ -	$ -
1986	T660001218	TEMP	Materials Verification Cutouts-Questa ML	FP-NMG Transm Specific-Replace	368.0	$ -	$ -	$ -	$ -	$ -	$ -	$ -	$ -
1987	T660001218	TEMP	Materials Verification Cutouts-Questa ML	FP-NMG Transm Specific-Replace	369.0	$ -	$ -	$ -	$ -	$ -	$ -	$ -	$ -
1988	T680001219	PRE-10122	ILI Modifications - Gallup Grants ML	FP-NMG Transm Specific-Replace	367.1	$ -	$ -	$ -	$ -	$ -	$ -	$ -	$ -
1989	T680001219	PRE-10122	ILI Modifications - Gallup Grants ML	FP-NMG Transm Specific-Replace	368.0	$ -	$ -	$ -	$ -	$ -	$ -	$ -	$ -
1990	T680001219	PRE-10122	ILI Modifications - Gallup Grants ML	FP-NMG Transm Specific-Replace	369.0	$ -	$ -	$ -	$ -	$ -	$ -	$ -	$ -
1991	601001220	NEW-14166	2020 Single Feed Monitoring	FP-NMG Dist Specifics-New	376.1	$ -	$ -	$ -	$ -	$ -	$ -	$ -	$ -
1992	601001220	NEW-14166	2020 Single Feed Monitoring	FP-NMG Dist Specifics-New	376.2	$ -	$ -	$ -	$ -	$ -	$ -	$ -	$ -
1993	601001220	NEW-14166	2020 Single Feed Monitoring	FP-NMG Dist Specifics-New	376.4	$ -	$ -	$ -	$ -	$ -	$ -	$ -	$ -
1994	601001221	NEW-14164	Single Feed Monitoring	FP-NMG Dist Specifics-New	376.1	$ -	$ -	$ -	$ -	$ -	$ -	$ -	$ -
1995	601001221	NEW-14164	Single Feed Monitoring	FP-NMG Dist Specifics-New	376.2	$ -	$ -	$ -	$ -	$ -	$ -	$ -	$ -
1996	601001221	NEW-14164	Single Feed Monitoring	FP-NMG Dist Specifics-New	376.4	$ -	$ -	$ -	$ -	$ -	$ -	$ -	$ -
1997	601001223	NCP-14555	2020 IT Risk Assessment Mitigations - Networking Routers & Switches	FP-NMG Office Furn & Equip	391.2	$ -	$ -	$ -	$ -	$ -	$ -	$ -	$ -
1998	601001223	NCP-14555	2020 IT Risk Assessment Mitigations - Networking Routers & Switches	FP-NMG Office Furn & Equip	397.0	$ -	$ -	$ -	$ -	$ -	$ -	$ -	$ -
1999	601001223	NCP-14555	2020 IT Risk Assessment Mitigations - Networking Routers & Switches	FP-NMG Office Furn & Equip	398.0	$ -	$ -	$ -	$ -	$ -	$ -	$ -	$ -
2000	601001224	NCP-14554	2020 IT Risk Assessment Mitigation - Edith DR	FP-NMG Office Furn & Equip	391.2	$ -	$ -	$ -	$ -	$ -	$ -	$ -	$ -
2001	601001224	NCP-14554	2020 IT Risk Assessment Mitigation - Edith DR	FP-NMG Office Furn & Equip	397.0	$ -	$ -	$ -	$ -	$ -	$ -	$ -	$ -
2002	601001224	NCP-14554	2020 IT Risk Assessment Mitigation - Edith DR	FP-NMG Office Furn & Equip	398.0	$ -	$ -	$ -	$ -	$ -	$ -	$ -	$ -
2003	601001225	TEMP	D2023 IT Risk Assessment Mitigation - Servers, Firewalls, and Associated Training	FP-NMG Office Furn & Equip	391.2	$ -	$ -	$ -	$ -	$ -	$ -	$ -	$ -
2004	601001225	TEMP	D2023 IT Risk Assessment Mitigation - Servers, Firewalls, and Associated Training	FP-NMG Office Furn & Equip	397.0	$ -	$ -	$ -	$ -	$ -	$ -	$ -	$ -
2005	601001225	TEMP	D2023 IT Risk Assessment Mitigation - Servers, Firewalls, and Associated Training	FP-NMG Office Furn & Equip	398.0	$ -	$ -	$ -	$ -	$ -	$ -	$ -	$ -
2006	601001226	TEMP	D2023 IT Risk Assessment Mitigation - SCADA, Microwave, Radio	FP-NMG Office Furn & Equip	391.2	$ -	$ -	$ -	$ -	$ -	$ -	$ -	$ -
2007	601001226	TEMP	D2023 IT Risk Assessment Mitigation - SCADA, Microwave, Radio	FP-NMG Office Furn & Equip	397.0	$ -	$ -	$ -	$ -	$ -	$ -	$ -	$ -
2008	601001226	TEMP	D2023 IT Risk Assessment Mitigation - SCADA, Microwave, Radio	FP-NMG Office Furn & Equip	398.0	$ -	$ -	$ -	$ -	$ -	$ -	$ -	$ -
2009	601001227	NCP-14558	2020 IT Risk Assessment Mitigation - Windows Servers	FP-NMG Office Furn & Equip	391.2	$ -	$ -	$ -	$ -	$ -	$ -	$ -	$ -
2010	601001227	NCP-14558	2020 IT Risk Assessment Mitigation - Windows Servers	FP-NMG Office Furn & Equip	397.0	$ -	$ -	$ -	$ -	$ -	$ -	$ -	$ -
2011	601001227	NCP-14558	2020 IT Risk Assessment Mitigation - Windows Servers	FP-NMG Office Furn & Equip	398.0	$ -	$ -	$ -	$ -	$ -	$ -	$ -	$ -
2012	601001228	TEMP	D 2024 IT Risk Assessment Mitigation - Servers, Firewalls, and Associated Training	FP-NMG Office Furn & Equip	391.2	$ -	$ -	$ -	$ -	$ -	$ -	$ -	$ -
2013	601001228	TEMP	D 2024 IT Risk Assessment Mitigation - Servers, Firewalls, and Associated Training	FP-NMG Office Furn & Equip	397.0	$ -	$ -	$ -	$ -	$ -	$ -	$ -	$ -
2014	601001228	TEMP	D 2024 IT Risk Assessment Mitigation - Servers, Firewalls, and Associated Training	FP-NMG Office Furn & Equip	398.0	$ -	$ -	$ -	$ -	$ -	$ -	$ -	$ -
2015	601001229	TEMP	Disaster Recovery/Business Continuity Project	FP-NMG Office Furn & Equip	391.2	$ -	$ -	$ -	$ -	$ -	$ -	$ -	$ -
2016	601001229	TEMP	Disaster Recovery/Business Continuity Project	FP-NMG Office Furn & Equip	397.0	$ -	$ -	$ -	$ -	$ -	$ -	$ -	$ -
2017	601001229	TEMP	Disaster Recovery/Business Continuity Project	FP-NMG Office Furn & Equip	398.0	$ -	$ -	$ -	$ -	$ -	$ -	$ -	$ -
2018	622001231	PRE-08918	ANT Ineffectively Coated Steel Replacement Phase II	FP-NMG Dist Specific-Replace	376.1	$ -	$ -	$ -	$ -	$ -	$ -	$ -	$ -
2019	622001231	PRE-08918	ANT Ineffectively Coated Steel Replacement Phase II	FP-NMG Dist Specific-Replace	376.2	$ -	$ -	$ -	$ -	$ -	$ -	$ -	$ -

NEW MEXICO GAS COMPANY, INC.

Plant Gross Activity
Base Period - 12 Months Ending March 31, 2023
Future Test Year - 12 Months Ending September 30, 2025

	A	B	C	D	E	U	V	W	X	Y	Z	AA
3	Investment Number	FP Number	Investment Name	FP Type	FERC Account	7/31/2024	8/31/2024	9/30/2024	10/31/2024	11/30/2024	12/31/2024	1/31/2025
1964	610001211	PRE-09040	ABQ X-trube (10n4e-10d)	FP-NMG Dist Specific-Replace	376.4	$ -	$ -	$ -	$ -	$ -	$ -	$ -
1965	610001211	PRE-09040	ABQ X-trube (10n4e-10d)	FP-NMG Dist Specific-Replace	380.0	$ -	$ -	$ -	$ -	$ -	$ -	$ -
1966	610001212	PRE-08932	ABQ X-trube (10n4e-10c)	FP-NMG Dist Specific-Replace	376.1	$ -	$ -	$ -	$ -	$ -	$ -	$ -
1967	610001212	PRE-08932	ABQ X-trube (10n4e-10c)	FP-NMG Dist Specific-Replace	376.2	$ -	$ -	$ -	$ -	$ -	$ -	$ -
1968	610001212	PRE-08932	ABQ X-trube (10n4e-10c)	FP-NMG Dist Specific-Replace	376.4	$ -	$ -	$ -	$ -	$ -	$ -	$ -
1969	610001212	PRE-08932	ABQ X-trube (10n4e-10c)	FP-NMG Dist Specific-Replace	380.0	$ -	$ -	$ -	$ -	$ -	$ -	$ -
1970	T610001213	TEMP	Complete Santa Fe 16 and 20 in ML MP 4.28 Lowering	FP-NMG Transm Specific-Replace	367.1	$ -	$ -	$ -	$ -	$ -	$ -	$ -
1971	T610001213	TEMP	Complete Santa Fe 16 and 20 in ML MP 4.28 Lowering	FP-NMG Transm Specific-Replace	368.0	$ -	$ -	$ -	$ -	$ -	$ -	$ -
1972	T610001213	TEMP	Complete Santa Fe 16 and 20 in ML MP 4.28 Lowering	FP-NMG Transm Specific-Replace	369.0	$ -	$ -	$ -	$ -	$ -	$ -	$ -
1973	T624001214	TEMP	Materials Verification Cutouts-Roswell ML 10in Red Lake to Hagerman	FP-NMG Transm Specific-Replace	367.1	$ -	$ -	$ -	$ -	$ -	$ -	$ -
1974	T624001214	TEMP	Materials Verification Cutouts-Roswell ML 10in Red Lake to Hagerman	FP-NMG Transm Specific-Replace	368.0	$ -	$ -	$ -	$ -	$ -	$ -	$ -
1975	T624001214	TEMP	Materials Verification Cutouts-Roswell ML 10in Red Lake to Hagerman	FP-NMG Transm Specific-Replace	369.0	$ -	$ -	$ -	$ -	$ -	$ -	$ -
1976	T624001215	TEMP	Materials Verification - Roswell to BS#2	FP-NMG Transm Specific-Replace	367.1	$ -	$ -	$ -	$ -	$ -	$ -	$ -
1977	T624001215	TEMP	Materials Verification - Roswell to BS#2	FP-NMG Transm Specific-Replace	368.0	$ -	$ -	$ -	$ -	$ -	$ -	$ -
1978	T624001215	TEMP	Materials Verification - Roswell to BS#2	FP-NMG Transm Specific-Replace	369.0	$ -	$ -	$ -	$ -	$ -	$ -	$ -
1979	T610001216	PRE-09943	Materials Verification Cutouts - Atrisco 12in	FP-NMG Transm Specific-Replace	367.1	$ -	$ -	$ -	$ -	$ -	$ -	$ -
1980	T610001216	PRE-09943	Materials Verification Cutouts - Atrisco 12in	FP-NMG Transm Specific-Replace	368.0	$ -	$ -	$ -	$ -	$ -	$ -	$ -
1981	T610001216	PRE-09943	Materials Verification Cutouts - Atrisco 12in	FP-NMG Transm Specific-Replace	369.0	$ -	$ -	$ -	$ -	$ -	$ -	$ -
1982	T660001217	TEMP	Materials Verification Cutouts-Questa ML	FP-NMG Transm Specific-Replace	367.1	$ -	$ -	$ -	$ -	$ -	$ -	$ -
1983	T660001217	TEMP	Materials Verification Cutouts-Questa ML	FP-NMG Transm Specific-Replace	368.0	$ -	$ -	$ -	$ -	$ -	$ -	$ -
1984	T660001217	TEMP	Materials Verification Cutouts-Questa ML	FP-NMG Transm Specific-Replace	369.0	$ -	$ -	$ -	$ -	$ -	$ -	$ -
1985	T660001218	TEMP	Materials Verification Cutouts-Questa ML	FP-NMG Transm Specific-Replace	367.1	$ -	$ -	$ -	$ -	$ -	$ -	$ -
1986	T660001218	TEMP	Materials Verification Cutouts-Questa ML	FP-NMG Transm Specific-Replace	368.0	$ -	$ -	$ -	$ -	$ -	$ -	$ -
1987	T660001218	TEMP	Materials Verification Cutouts-Questa ML	FP-NMG Transm Specific-Replace	369.0	$ -	$ -	$ -	$ -	$ -	$ -	$ -
1988	T680001219	PRE-10122	ILI Modifications - Gallup Grants ML	FP-NMG Transm Specific-Replace	367.1	$ -	$ -	$ -	$ -	$ -	$ 1,356,907	$ -
1989	T680001219	PRE-10122	ILI Modifications - Gallup Grants ML	FP-NMG Transm Specific-Replace	368.0	$ -	$ -	$ -	$ -	$ -	$ 193,844	$ -
1990	T680001219	PRE-10122	ILI Modifications - Gallup Grants ML	FP-NMG Transm Specific-Replace	369.0	$ -	$ -	$ -	$ -	$ -	$ 387,688	$ -
1991	601001220	NEW-14166	2020 Single Feed Monitoring	FP-NMG Dist Specifics-New	376.1	$ -	$ -	$ -	$ -	$ -	$ -	$ -
1992	601001220	NEW-14166	2020 Single Feed Monitoring	FP-NMG Dist Specifics-New	376.2	$ -	$ -	$ -	$ -	$ -	$ -	$ -
1993	601001220	NEW-14166	2020 Single Feed Monitoring	FP-NMG Dist Specifics-New	376.4	$ -	$ -	$ -	$ -	$ -	$ -	$ -
1994	601001221	NEW-14164	Single Feed Monitoring	FP-NMG Dist Specifics-New	376.1	$ -	$ -	$ -	$ -	$ -	$ -	$ -
1995	601001221	NEW-14164	Single Feed Monitoring	FP-NMG Dist Specifics-New	376.2	$ -	$ -	$ -	$ -	$ -	$ -	$ -
1996	601001221	NEW-14164	Single Feed Monitoring	FP-NMG Dist Specifics-New	376.4	$ -	$ -	$ -	$ -	$ -	$ -	$ -
1997	601001223	NCP-14555	2020 IT Risk Assessment Mitigations - Networking Routers & Switches	FP-NMG Office Furn & Equip	391.2	$ -	$ -	$ -	$ -	$ -	$ -	$ -
1998	601001223	NCP-14555	2020 IT Risk Assessment Mitigations - Networking Routers & Switches	FP-NMG Office Furn & Equip	397.0	$ -	$ -	$ -	$ -	$ -	$ -	$ -
1999	601001223	NCP-14555	2020 IT Risk Assessment Mitigations - Networking Routers & Switches	FP-NMG Office Furn & Equip	398.0	$ -	$ -	$ -	$ -	$ -	$ -	$ -
2000	601001224	NCP-14554	2020 IT Risk Assessment Mitigation - Edith DR	FP-NMG Office Furn & Equip	391.2	$ -	$ -	$ -	$ -	$ -	$ -	$ -
2001	601001224	NCP-14554	2020 IT Risk Assessment Mitigation - Edith DR	FP-NMG Office Furn & Equip	397.0	$ -	$ -	$ -	$ -	$ -	$ -	$ -
2002	601001224	NCP-14554	2020 IT Risk Assessment Mitigation - Edith DR	FP-NMG Office Furn & Equip	398.0	$ -	$ -	$ -	$ -	$ -	$ -	$ -
2003	601001225	TEMP	D2023 IT Risk Assessment Mitigation - Servers, Firewalls, and Associated Training	FP-NMG Office Furn & Equip	391.2	$ -	$ -	$ -	$ -	$ -	$ -	$ -
2004	601001225	TEMP	D2023 IT Risk Assessment Mitigation - Servers, Firewalls, and Associated Training	FP-NMG Office Furn & Equip	397.0	$ -	$ -	$ -	$ -	$ -	$ -	$ -
2005	601001225	TEMP	D2023 IT Risk Assessment Mitigation - Servers, Firewalls, and Associated Training	FP-NMG Office Furn & Equip	398.0	$ -	$ -	$ -	$ -	$ -	$ -	$ -
2006	601001226	TEMP	D2023 IT Risk Assessment Mitigation - SCADA, Microwave, Radio	FP-NMG Office Furn & Equip	391.2	$ -	$ -	$ -	$ -	$ -	$ -	$ -
2007	601001226	TEMP	D2023 IT Risk Assessment Mitigation - SCADA, Microwave, Radio	FP-NMG Office Furn & Equip	397.0	$ -	$ -	$ -	$ -	$ -	$ -	$ -
2008	601001226	TEMP	D2023 IT Risk Assessment Mitigation - SCADA, Microwave, Radio	FP-NMG Office Furn & Equip	398.0	$ -	$ -	$ -	$ -	$ -	$ -	$ -
2009	601001227	NCP-14558	2020 IT Risk Assessment Mitigation - Windows Servers	FP-NMG Office Furn & Equip	391.2	$ -	$ -	$ -	$ -	$ -	$ -	$ -
2010	601001227	NCP-14558	2020 IT Risk Assessment Mitigation - Windows Servers	FP-NMG Office Furn & Equip	397.0	$ -	$ -	$ -	$ -	$ -	$ -	$ -
2011	601001227	NCP-14558	2020 IT Risk Assessment Mitigation - Windows Servers	FP-NMG Office Furn & Equip	398.0	$ -	$ -	$ -	$ -	$ -	$ -	$ -
2012	601001228	TEMP	D 2024 IT Risk Assessment Mitigation - Servers, Firewalls, and Associated Training	FP-NMG Office Furn & Equip	391.2	$ -	$ -	$ -	$ -	$ -	$ -	$ -
2013	601001228	TEMP	D 2024 IT Risk Assessment Mitigation - Servers, Firewalls, and Associated Training	FP-NMG Office Furn & Equip	397.0	$ -	$ -	$ -	$ -	$ -	$ -	$ -
2014	601001228	TEMP	D 2024 IT Risk Assessment Mitigation - Servers, Firewalls, and Associated Training	FP-NMG Office Furn & Equip	398.0	$ -	$ -	$ -	$ -	$ -	$ -	$ -
2015	601001229	TEMP	Disaster Recovery/Business Continuity Project	FP-NMG Office Furn & Equip	391.2	$ -	$ -	$ -	$ -	$ -	$ -	$ -
2016	601001229	TEMP	Disaster Recovery/Business Continuity Project	FP-NMG Office Furn & Equip	397.0	$ -	$ -	$ -	$ -	$ -	$ -	$ -
2017	601001229	TEMP	Disaster Recovery/Business Continuity Project	FP-NMG Office Furn & Equip	398.0	$ -	$ -	$ -	$ -	$ -	$ -	$ -
2018	622001231	PRE-08918	ANT Ineffectively Coated Steel Replacement Phase II	FP-NMG Dist Specific-Replace	376.1	$ -	$ -	$ -	$ -	$ -	$ -	$ -
2019	622001231	PRE-08918	ANT Ineffectively Coated Steel Replacement Phase II	FP-NMG Dist Specific-Replace	376.2	$ -	$ -	$ -	$ -	$ -	$ -	$ -

NEW MEXICO GAS COMPANY, INC.

Plant Gross Activity
Base Period - 12 Months Ending March 31, 2023
Future Test Year - 12 Months Ending September 30, 2025

	A	B	C	D	E	AB	AC	AD	AE	AF	AG	AH	AI
3	Investment Number	FP Number	Investment Name	FP Type	FERC Account	2/28/2025	3/31/2025	4/30/2025	5/31/2025	6/30/2025	7/31/2025	8/31/2025	9/30/2025
1964	610001211	PRE-09040	ABQ X-trube (10n4e-10d)	FP-NMG Dist Specific-Replace	376.4	$ -	$ -	$ -	$ -	$ -	$ -	$ -	$ -
1965	610001211	PRE-09040	ABQ X-trube (10n4e-10d)	FP-NMG Dist Specific-Replace	380.0	$ -	$ -	$ -	$ -	$ -	$ -	$ -	$ -
1966	610001212	PRE-08932	ABQ X-trube (10n4e-10c)	FP-NMG Dist Specific-Replace	376.1	$ -	$ -	$ -	$ -	$ -	$ -	$ -	$ -
1967	610001212	PRE-08932	ABQ X-trube (10n4e-10c)	FP-NMG Dist Specific-Replace	376.2	$ -	$ -	$ -	$ -	$ -	$ -	$ -	$ -
1968	610001212	PRE-08932	ABQ X-trube (10n4e-10c)	FP-NMG Dist Specific-Replace	376.4	$ -	$ -	$ -	$ -	$ -	$ -	$ -	$ -
1969	610001212	PRE-08932	ABQ X-trube (10n4e-10c)	FP-NMG Dist Specific-Replace	380.0	$ -	$ -	$ -	$ -	$ -	$ -	$ -	$ -
1970	T610001213	TEMP	Complete Santa Fe 16 and 20 in ML MP 4.28 Lowering	FP-NMG Transm Specific-Replace	367.1	$ -	$ -	$ -	$ -	$ -	$ -	$ -	$ -
1971	T610001213	TEMP	Complete Santa Fe 16 and 20 in ML MP 4.28 Lowering	FP-NMG Transm Specific-Replace	368.0	$ -	$ -	$ -	$ -	$ -	$ -	$ -	$ -
1972	T610001213	TEMP	Complete Santa Fe 16 and 20 in ML MP 4.28 Lowering	FP-NMG Transm Specific-Replace	369.0	$ -	$ -	$ -	$ -	$ -	$ -	$ -	$ -
1973	T624001214	TEMP	Materials Verification Cutouts-Roswell ML 10in Red Lake to Hagerman	FP-NMG Transm Specific-Replace	367.1	$ -	$ -	$ -	$ -	$ -	$ -	$ -	$ -
1974	T624001214	TEMP	Materials Verification Cutouts-Roswell ML 10in Red Lake to Hagerman	FP-NMG Transm Specific-Replace	368.0	$ -	$ -	$ -	$ -	$ -	$ -	$ -	$ -
1975	T624001214	TEMP	Materials Verification Cutouts-Roswell ML 10in Red Lake to Hagerman	FP-NMG Transm Specific-Replace	369.0	$ -	$ -	$ -	$ -	$ -	$ -	$ -	$ -
1976	T624001215	TEMP	Materials Verification - Roswell to BS#2	FP-NMG Transm Specific-Replace	367.1	$ -	$ -	$ -	$ -	$ -	$ -	$ -	$ -
1977	T624001215	TEMP	Materials Verification - Roswell to BS#2	FP-NMG Transm Specific-Replace	368.0	$ -	$ -	$ -	$ -	$ -	$ -	$ -	$ -
1978	T624001215	TEMP	Materials Verification - Roswell to BS#2	FP-NMG Transm Specific-Replace	369.0	$ -	$ -	$ -	$ -	$ -	$ -	$ -	$ -
1979	T610001216	PRE-09943	Materials Verification Cutouts - Atrisco 12in	FP-NMG Transm Specific-Replace	367.1	$ -	$ -	$ -	$ -	$ -	$ -	$ -	$ -
1980	T610001216	PRE-09943	Materials Verification Cutouts - Atrisco 12in	FP-NMG Transm Specific-Replace	368.0	$ -	$ -	$ -	$ -	$ -	$ -	$ -	$ -
1981	T610001216	PRE-09943	Materials Verification Cutouts - Atrisco 12in	FP-NMG Transm Specific-Replace	369.0	$ -	$ -	$ -	$ -	$ -	$ -	$ -	$ -
1982	T660001217	TEMP	Materials Verification Cutouts-Questa ML	FP-NMG Transm Specific-Replace	367.1	$ -	$ -	$ -	$ -	$ -	$ -	$ -	$ -
1983	T660001217	TEMP	Materials Verification Cutouts-Questa ML	FP-NMG Transm Specific-Replace	368.0	$ -	$ -	$ -	$ -	$ -	$ -	$ -	$ -
1984	T660001217	TEMP	Materials Verification Cutouts-Questa ML	FP-NMG Transm Specific-Replace	369.0	$ -	$ -	$ -	$ -	$ -	$ -	$ -	$ -
1985	T660001218	TEMP	Materials Verification Cutouts-Questa ML	FP-NMG Transm Specific-Replace	367.1	$ -	$ -	$ -	$ -	$ -	$ -	$ -	$ -
1986	T660001218	TEMP	Materials Verification Cutouts-Questa ML	FP-NMG Transm Specific-Replace	368.0	$ -	$ -	$ -	$ -	$ -	$ -	$ -	$ -
1987	T660001218	TEMP	Materials Verification Cutouts-Questa ML	FP-NMG Transm Specific-Replace	369.0	$ -	$ -	$ -	$ -	$ -	$ -	$ -	$ -
1988	T680001219	PRE-10122	ILI Modifications - Gallup Grants ML	FP-NMG Transm Specific-Replace	367.1	$ -	$ -	$ -	$ -	$ -	$ -	$ -	$ -
1989	T680001219	PRE-10122	ILI Modifications - Gallup Grants ML	FP-NMG Transm Specific-Replace	368.0	$ -	$ -	$ -	$ -	$ -	$ -	$ -	$ -
1990	T680001219	PRE-10122	ILI Modifications - Gallup Grants ML	FP-NMG Transm Specific-Replace	369.0	$ -	$ -	$ -	$ -	$ -	$ -	$ -	$ -
1991	601001220	NEW-14166	2020 Single Feed Monitoring	FP-NMG Dist Specifics-New	376.1	$ -	$ -	$ -	$ -	$ -	$ -	$ -	$ -
1992	601001220	NEW-14166	2020 Single Feed Monitoring	FP-NMG Dist Specifics-New	376.2	$ -	$ -	$ -	$ -	$ -	$ -	$ -	$ -
1993	601001220	NEW-14166	2020 Single Feed Monitoring	FP-NMG Dist Specifics-New	376.4	$ -	$ -	$ -	$ -	$ -	$ -	$ -	$ -
1994	601001221	NEW-14164	Single Feed Monitoring	FP-NMG Dist Specifics-New	376.1	$ -	$ -	$ -	$ -	$ -	$ -	$ -	$ -
1995	601001221	NEW-14164	Single Feed Monitoring	FP-NMG Dist Specifics-New	376.2	$ -	$ -	$ -	$ -	$ -	$ -	$ -	$ -
1996	601001221	NEW-14164	Single Feed Monitoring	FP-NMG Dist Specifics-New	376.4	$ -	$ -	$ -	$ -	$ -	$ -	$ -	$ -
1997	601001223	NCP-14555	2020 IT Risk Assessment Mitigations - Networking Routers & Switches	FP-NMG Office Furn & Equip	391.2	$ -	$ -	$ -	$ -	$ -	$ -	$ -	$ -
1998	601001223	NCP-14555	2020 IT Risk Assessment Mitigations - Networking Routers & Switches	FP-NMG Office Furn & Equip	397.0	$ -	$ -	$ -	$ -	$ -	$ -	$ -	$ -
1999	601001223	NCP-14555	2020 IT Risk Assessment Mitigations - Networking Routers & Switches	FP-NMG Office Furn & Equip	398.0	$ -	$ -	$ -	$ -	$ -	$ -	$ -	$ -
2000	601001224	NCP-14554	2020 IT Risk Assessment Mitigation - Edith DR	FP-NMG Office Furn & Equip	391.2	$ -	$ -	$ -	$ -	$ -	$ -	$ -	$ -
2001	601001224	NCP-14554	2020 IT Risk Assessment Mitigation - Edith DR	FP-NMG Office Furn & Equip	397.0	$ -	$ -	$ -	$ -	$ -	$ -	$ -	$ -
2002	601001224	NCP-14554	2020 IT Risk Assessment Mitigation - Edith DR	FP-NMG Office Furn & Equip	398.0	$ -	$ -	$ -	$ -	$ -	$ -	$ -	$ -
2003	601001225	TEMP	D2023 IT Risk Assessment Mitigation - Servers, Firewalls, and Associated Training	FP-NMG Office Furn & Equip	391.2	$ -	$ -	$ -	$ -	$ -	$ -	$ -	$ -
2004	601001225	TEMP	D2023 IT Risk Assessment Mitigation - Servers, Firewalls, and Associated Training	FP-NMG Office Furn & Equip	397.0	$ -	$ -	$ -	$ -	$ -	$ -	$ -	$ -
2005	601001225	TEMP	D2023 IT Risk Assessment Mitigation - Servers, Firewalls, and Associated Training	FP-NMG Office Furn & Equip	398.0	$ -	$ -	$ -	$ -	$ -	$ -	$ -	$ -
2006	601001226	TEMP	D2023 IT Risk Assessment Mitigation - SCADA, Microwave, Radio	FP-NMG Office Furn & Equip	391.2	$ -	$ -	$ -	$ -	$ -	$ -	$ -	$ -
2007	601001226	TEMP	D2023 IT Risk Assessment Mitigation - SCADA, Microwave, Radio	FP-NMG Office Furn & Equip	397.0	$ -	$ -	$ -	$ -	$ -	$ -	$ -	$ -
2008	601001226	TEMP	D2023 IT Risk Assessment Mitigation - SCADA, Microwave, Radio	FP-NMG Office Furn & Equip	398.0	$ -	$ -	$ -	$ -	$ -	$ -	$ -	$ -
2009	601001227	NCP-14558	2020 IT Risk Assessment Mitigation - Windows Servers	FP-NMG Office Furn & Equip	391.2	$ -	$ -	$ -	$ -	$ -	$ -	$ -	$ -
2010	601001227	NCP-14558	2020 IT Risk Assessment Mitigation - Windows Servers	FP-NMG Office Furn & Equip	397.0	$ -	$ -	$ -	$ -	$ -	$ -	$ -	$ -
2011	601001227	NCP-14558	2020 IT Risk Assessment Mitigation - Windows Servers	FP-NMG Office Furn & Equip	398.0	$ -	$ -	$ -	$ -	$ -	$ -	$ -	$ -
2012	601001228	TEMP	D 2024 IT Risk Assessment Mitigation - Servers, Firewalls, and Associated Training	FP-NMG Office Furn & Equip	391.2	$ -	$ -	$ -	$ -	$ -	$ -	$ -	$ -
2013	601001228	TEMP	D 2024 IT Risk Assessment Mitigation - Servers, Firewalls, and Associated Training	FP-NMG Office Furn & Equip	397.0	$ -	$ -	$ -	$ -	$ -	$ -	$ -	$ -
2014	601001228	TEMP	D 2024 IT Risk Assessment Mitigation - Servers, Firewalls, and Associated Training	FP-NMG Office Furn & Equip	398.0	$ -	$ -	$ -	$ -	$ -	$ -	$ -	$ -
2015	601001229	TEMP	Disaster Recovery/Business Continuity Project	FP-NMG Office Furn & Equip	391.2	$ -	$ -	$ -	$ -	$ -	$ -	$ -	$ -
2016	601001229	TEMP	Disaster Recovery/Business Continuity Project	FP-NMG Office Furn & Equip	397.0	$ -	$ -	$ -	$ -	$ -	$ -	$ -	$ -
2017	601001229	TEMP	Disaster Recovery/Business Continuity Project	FP-NMG Office Furn & Equip	398.0	$ -	$ -	$ -	$ -	$ -	$ -	$ -	$ -
2018	622001231	PRE-08918	ANT Ineffectively Coated Steel Replacement Phase II	FP-NMG Dist Specific-Replace	376.1	$ -	$ -	$ -	$ -	$ -	$ -	$ -	$ -
2019	622001231	PRE-08918	ANT Ineffectively Coated Steel Replacement Phase II	FP-NMG Dist Specific-Replace	376.2	$ -	$ -	$ -	$ -	$ -	$ -	$ -	$ -

NEW MEXICO GAS COMPANY, INC.

Plant Gross Activity
Base Period - 12 Months Ending March 31, 2023
Future Test Year - 12 Months Ending September 30, 2025

	A	B	C	D	E	F	G	H	I	J	K	L
3	Investment Number	FP Number	Investment Name	FP Type	FERC Account	4/30/2023	5/31/2023	6/30/2023	7/31/2023	8/31/2023	9/30/2023	10/31/2023
2020	622001231	PRE-08918	ANT Ineffectively Coated Steel Replacement Phase II	FP-NMG Dist Specific-Replace	376.4	$ -	$ -	$ -	$ -	$ -	$ -	$ -
2021	622001231	PRE-08918	ANT Ineffectively Coated Steel Replacement Phase II	FP-NMG Dist Specific-Replace	380.0	$ -	$ -	$ -	$ -	$ -	$ -	$ -
2022	605001232	TEMP	2021 Portales ML Bare Main Replacement	FP-NMG Dist Mains-Replace	376.1	$ -	$ -	$ -	$ -	$ -	$ -	$ -
2023	605001232	TEMP	2021 Portales ML Bare Main Replacement	FP-NMG Dist Mains-Replace	376.2	$ -	$ -	$ -	$ -	$ -	$ -	$ -
2024	605001232	TEMP	2021 Portales ML Bare Main Replacement	FP-NMG Dist Mains-Replace	376.4	$ -	$ -	$ -	$ -	$ -	$ -	$ -
2025	605001232	TEMP	2021 Portales ML Bare Main Replacement	FP-NMG Dist Mains-Replace	380.0	$ -	$ -	$ -	$ -	$ -	$ -	$ -
2026	622001233	TEMP	ANT Ineffectively Coated Steel Main Replacement Phase III	FP-NMG Dist Specific-Replace	376.1	$ -	$ -	$ -	$ -	$ -	$ -	$ -
2027	622001233	TEMP	ANT Ineffectively Coated Steel Main Replacement Phase III	FP-NMG Dist Specific-Replace	376.2	$ -	$ -	$ -	$ -	$ -	$ -	$ -
2028	622001233	TEMP	ANT Ineffectively Coated Steel Main Replacement Phase III	FP-NMG Dist Specific-Replace	376.4	$ -	$ -	$ -	$ -	$ -	$ -	$ -
2029	622001233	TEMP	ANT Ineffectively Coated Steel Main Replacement Phase III	FP-NMG Dist Specific-Replace	380.0	$ -	$ -	$ -	$ -	$ -	$ -	$ -
2030	633001234	PRE-09976	TOC Odd Size Main Replacement Phase II	FP-NMG Dist Specific-Replace	376.1	$ -	$ -	$ -	$ -	$ -	$ -	$ -
2031	633001234	PRE-09976	TOC Odd Size Main Replacement Phase II	FP-NMG Dist Specific-Replace	376.2	$ -	$ -	$ -	$ -	$ -	$ -	$ -
2032	633001234	PRE-09976	TOC Odd Size Main Replacement Phase II	FP-NMG Dist Specific-Replace	376.4	$ -	$ -	$ -	$ -	$ -	$ -	$ -
2033	633001234	PRE-09976	TOC Odd Size Main Replacement Phase II	FP-NMG Dist Specific-Replace	380.0	$ -	$ -	$ -	$ -	$ -	$ -	$ -
2034	T626001235	PRE-10140	MAOP Replace - Bare Main - Clovis 8-in ML Replace 3 miles	FP-NMG Transm Specific-Replace	367.1	$ -	$ -	$ -	$ -	$ -	$ -	$ -
2035	T626001235	PRE-10140	MAOP Replace - Bare Main - Clovis 8-in ML Replace 3 miles	FP-NMG Transm Specific-Replace	368.0	$ -	$ -	$ -	$ -	$ -	$ -	$ -
2036	T626001235	PRE-10140	MAOP Replace - Bare Main - Clovis 8-in ML Replace 3 miles	FP-NMG Transm Specific-Replace	369.0	$ -	$ -	$ -	$ -	$ -	$ -	$ -
2037	601001236	NCP-15067	Advanced Mobile Leak Survey	FP-NMG Intangible	303.3	$ -	$ -	$ -	$ -	$ -	$ -	$ -
2038	601001237	NCP-14474	2020 ITS Enhancements for Engineering Qual	FP-NMG Intangible	303.3	$ -	$ -	$ -	$ -	$ -	$ -	$ -
2039	601001238	TEMP	New Building Security	FP-NMG Land_Structures&Improven	390.0	$ -	$ -	$ -	$ -	$ -	$ -	$ -
2040	610001239	NEW-14105	Purchase Business Center	FP-NMG Land_Structures&Improven	390.0	$ -	$ -	$ -	$ -	$ -	$ -	$ -
2041	601001240	NEW-14104	Facilities Security Statewide	FP-NMG Land_Structures&Improven	390.0	$ -	$ -	$ -	$ -	$ -	$ -	$ -
2042	601001241	NEW-14103	Pipeline Security	FP-NMG Land_Structures&Improven	390.0	$ -	$ -	$ -	$ -	$ -	$ -	$ -
2043	610001242	NEW-14123	ABQ CNG Station 2021	FP-NMG Land_Structures&Improven	390.0	$ -	$ -	$ -	$ -	$ -	$ -	$ -
2044	601001243	NCP-14648	2021 IT Risk Assessment Mitigations - Network Routers Switches	FP-NMG Office Furn & Equip	391.2	$ -	$ -	$ -	$ -	$ -	$ -	$ -
2045	601001243	NCP-14648	2021 IT Risk Assessment Mitigations - Network Routers Switches	FP-NMG Office Furn & Equip	397.0	$ -	$ -	$ -	$ -	$ -	$ -	$ -
2046	601001243	NCP-14648	2021 IT Risk Assessment Mitigations - Network Routers Switches	FP-NMG Office Furn & Equip	398.0	$ -	$ -	$ -	$ -	$ -	$ -	$ -
2047	601001244	TEMP	2022 IT Risk Assessment Mitigations - Network Routers Switches	FP-NMG Office Furn & Equip	391.2	$ -	$ -	$ -	$ -	$ -	$ -	$ -
2048	601001244	TEMP	2022 IT Risk Assessment Mitigations - Network Routers Switches	FP-NMG Office Furn & Equip	397.0	$ -	$ -	$ -	$ -	$ -	$ -	$ -
2049	601001244	TEMP	2022 IT Risk Assessment Mitigations - Network Routers Switches	FP-NMG Office Furn & Equip	398.0	$ -	$ -	$ -	$ -	$ -	$ -	$ -
2050	601001245	NCP-14587	2021 IT Risk Assessment Mitigation - Windows Servers	FP-NMG Office Furn & Equip	391.2	$ -	$ -	$ -	$ -	$ -	$ -	$ -
2051	601001245	NCP-14587	2021 IT Risk Assessment Mitigation - Windows Servers	FP-NMG Office Furn & Equip	397.0	$ -	$ -	$ -	$ -	$ -	$ -	$ -
2052	601001245	NCP-14587	2021 IT Risk Assessment Mitigation - Windows Servers	FP-NMG Office Furn & Equip	398.0	$ -	$ -	$ -	$ -	$ -	$ -	$ -
2053	601001246	TEMP	2022 IT Risk Assessment Mitigation - Windows Servers	FP-NMG Office Furn & Equip	391.2	$ -	$ -	$ -	$ -	$ -	$ -	$ -
2054	601001246	TEMP	2022 IT Risk Assessment Mitigation - Windows Servers	FP-NMG Office Furn & Equip	397.0	$ -	$ -	$ -	$ -	$ -	$ -	$ -
2055	601001246	TEMP	2022 IT Risk Assessment Mitigation - Windows Servers	FP-NMG Office Furn & Equip	398.0	$ -	$ -	$ -	$ -	$ -	$ -	$ -
2056	T610001247	NEW-08924	2016-2020 Transmission Mains New	FP-NMG Transm Mains-New	367.1	$ -	$ -	$ -	$ -	$ -	$ -	$ -
2057	629001248	PRE-08440	Roswell Walker Weld Replace	FP-NMG Dist Specific-Replace	376.1	$ -	$ -	$ -	$ -	$ -	$ -	$ -
2058	629001248	PRE-08440	Roswell Walker Weld Replace	FP-NMG Dist Specific-Replace	376.2	$ -	$ -	$ -	$ -	$ -	$ -	$ -
2059	629001248	PRE-08440	Roswell Walker Weld Replace	FP-NMG Dist Specific-Replace	376.4	$ -	$ -	$ -	$ -	$ -	$ -	$ -
2060	629001248	PRE-08440	Roswell Walker Weld Replace	FP-NMG Dist Specific-Replace	380.0	$ -	$ -	$ -	$ -	$ -	$ -	$ -
2061	605001249	PRE-08441	Portales Walker Weld Replacement	FP-NMG Dist Specific-Replace	376.1	$ -	$ -	$ -	$ -	$ -	$ -	$ -
2062	605001249	PRE-08441	Portales Walker Weld Replacement	FP-NMG Dist Specific-Replace	376.2	$ -	$ -	$ -	$ -	$ -	$ -	$ -
2063	605001249	PRE-08441	Portales Walker Weld Replacement	FP-NMG Dist Specific-Replace	376.4	$ -	$ -	$ -	$ -	$ -	$ -	$ -
2064	605001249	PRE-08441	Portales Walker Weld Replacement	FP-NMG Dist Specific-Replace	380.0	$ -	$ -	$ -	$ -	$ -	$ -	$ -
2065	T660001250	PRE-08166	Questa 6 in ILI Retrofit	FP-NMG Transm Specific-Replace	367.1	$ -	$ -	$ -	$ -	$ -	$ -	$ -
2066	T660001250	PRE-08166	Questa 6 in ILI Retrofit	FP-NMG Transm Specific-Replace	368.0	$ -	$ -	$ -	$ -	$ -	$ -	$ -
2067	T660001250	PRE-08166	Questa 6 in ILI Retrofit	FP-NMG Transm Specific-Replace	369.0	$ -	$ -	$ -	$ -	$ -	$ -	$ -
2068	T624001251	PRE-08640	Jal BS	FP-NMG Transm Specific-Replace	367.1	$ -	$ -	$ -	$ -	$ -	$ -	$ -
2069	T624001251	PRE-08640	Jal BS	FP-NMG Transm Specific-Replace	368.0	$ -	$ -	$ -	$ -	$ -	$ -	$ -
2070	T624001251	PRE-08640	Jal BS	FP-NMG Transm Specific-Replace	369.0	$ -	$ -	$ -	$ -	$ -	$ -	$ -
2071	685001252	TEMP	NW Old Laguna VHP System to HP Distribution	FP-NMG Dist Specifics-New	376.1	$ -	$ -	$ -	$ -	$ -	$ -	$ -
2072	685001252	TEMP	NW Old Laguna VHP System to HP Distribution	FP-NMG Dist Specifics-New	376.2	$ -	$ -	$ -	$ -	$ -	$ -	$ -
2073	685001252	TEMP	NW Old Laguna VHP System to HP Distribution	FP-NMG Dist Specifics-New	376.4	$ -	$ -	$ -	$ -	$ -	$ -	$ -
2074	680001253	NEW-13304	NW Chama to Tierra Amarilla Line Extension	FP-NMG Dist Specifics-New	376.1	$ -	$ -	$ -	$ -	$ -	$ -	$ -
2075	680001253	NEW-13304	NW Chama to Tierra Amarilla Line Extension	FP-NMG Dist Specifics-New	376.2	$ -	$ -	$ -	$ -	$ -	$ -	$ -

NEW MEXICO GAS COMPANY, INC.

Plant Gross Activity
Base Period - 12 Months Ending March 31, 2023
Future Test Year - 12 Months Ending September 30, 2025

	A	B	C	D	E	M	N	O	P	Q	R	S	T
3	Investment Number	FP Number	Investment Name	FP Type	FERC Account	11/30/2023	12/31/2023	1/31/2024	2/29/2024	3/31/2024	4/30/2024	5/31/2024	6/30/2024
2020	622001231	PRE-08918	ANT Ineffectively Coated Steel Replacement Phase II	FP-NMG Dist Specific-Replace	376.4	$ -	$ -	$ -	$ -	$ -	$ -	$ -	$ -
2021	622001231	PRE-08918	ANT Ineffectively Coated Steel Replacement Phase II	FP-NMG Dist Specific-Replace	380.0	$ -	$ -	$ -	$ -	$ -	$ -	$ -	$ -
2022	605001232	TEMP	2021 Portales ML Bare Main Replacement	FP-NMG Dist Mains-Replace	376.1	$ -	$ -	$ -	$ -	$ -	$ -	$ -	$ -
2023	605001232	TEMP	2021 Portales ML Bare Main Replacement	FP-NMG Dist Mains-Replace	376.2	$ -	$ -	$ -	$ -	$ -	$ -	$ -	$ -
2024	605001232	TEMP	2021 Portales ML Bare Main Replacement	FP-NMG Dist Mains-Replace	376.4	$ -	$ -	$ -	$ -	$ -	$ -	$ -	$ -
2025	605001232	TEMP	2021 Portales ML Bare Main Replacement	FP-NMG Dist Mains-Replace	380.0	$ -	$ -	$ -	$ -	$ -	$ -	$ -	$ -
2026	622001233	TEMP	ANT Ineffectively Coated Steel Main Replacement Phase III	FP-NMG Dist Specific-Replace	376.1	$ -	$ -	$ -	$ -	$ -	$ -	$ -	$ -
2027	622001233	TEMP	ANT Ineffectively Coated Steel Main Replacement Phase III	FP-NMG Dist Specific-Replace	376.2	$ -	$ -	$ -	$ -	$ -	$ -	$ -	$ -
2028	622001233	TEMP	ANT Ineffectively Coated Steel Main Replacement Phase III	FP-NMG Dist Specific-Replace	376.4	$ -	$ -	$ -	$ -	$ -	$ -	$ -	$ -
2029	622001233	TEMP	ANT Ineffectively Coated Steel Main Replacement Phase III	FP-NMG Dist Specific-Replace	380.0	$ -	$ -	$ -	$ -	$ -	$ -	$ -	$ -
2030	633001234	PRE-09976	TOC Odd Size Main Replacement Phase II	FP-NMG Dist Specific-Replace	376.1	$ -	$ -	$ -	$ -	$ -	$ -	$ -	$ -
2031	633001234	PRE-09976	TOC Odd Size Main Replacement Phase II	FP-NMG Dist Specific-Replace	376.2	$ -	$ -	$ -	$ -	$ -	$ -	$ -	$ -
2032	633001234	PRE-09976	TOC Odd Size Main Replacement Phase II	FP-NMG Dist Specific-Replace	376.4	$ -	$ -	$ -	$ -	$ -	$ -	$ -	$ -
2033	633001234	PRE-09976	TOC Odd Size Main Replacement Phase II	FP-NMG Dist Specific-Replace	380.0	$ -	$ -	$ -	$ -	$ -	$ -	$ -	$ -
2034	T626001235	PRE-10140	MAOP Replace - Bare Main - Clovis 8-in ML Replace 3 miles	FP-NMG Transm Specific-Replace	367.1	$ -	$ -	$ -	$ -	$ -	$ -	$ -	$ -
2035	T626001235	PRE-10140	MAOP Replace - Bare Main - Clovis 8-in ML Replace 3 miles	FP-NMG Transm Specific-Replace	368.0	$ -	$ -	$ -	$ -	$ -	$ -	$ -	$ -
2036	T626001235	PRE-10140	MAOP Replace - Bare Main - Clovis 8-in ML Replace 3 miles	FP-NMG Transm Specific-Replace	369.0	$ -	$ -	$ -	$ -	$ -	$ -	$ -	$ -
2037	601001236	NCP-15067	Advanced Mobile Leak Survey	FP-NMG Intangible	303.3	$ -	$ -	$ -	$ -	$ -	$ -	$ -	$ -
2038	601001237	NCP-14474	2020 ITS Enhancements for Engineering Qual	FP-NMG Intangible	303.3	$ -	$ -	$ -	$ -	$ -	$ -	$ -	$ -
2039	601001238	TEMP	New Building Security	FP-NMG Land_Structures&Improven	390.0	$ -	$ -	$ -	$ -	$ -	$ -	$ -	$ -
2040	610001239	NEW-14105	Purchase Business Center	FP-NMG Land_Structures&Improven	390.0	$ -	$ -	$ -	$ -	$ -	$ -	$ -	$ -
2041	601001240	NEW-14104	Facilities Security Statewide	FP-NMG Land_Structures&Improven	390.0	$ -	$ 1,070,215	$ -	$ -	$ -	$ -	$ -	$ -
2042	601001241	NEW-14103	Pipeline Security	FP-NMG Land_Structures&Improven	390.0	$ -	$ 1,222,819	$ -	$ -	$ -	$ -	$ -	$ -
2043	610001242	NEW-14123	ABQ CNG Station 2021	FP-NMG Land_Structures&Improven	390.0	$ -	$ -	$ -	$ -	$ -	$ -	$ -	$ -
2044	601001243	NCP-14648	2021 IT Risk Assessment Mitigations - Network Routers Switches	FP-NMG Office Furn & Equip	391.2	$ -	$ -	$ -	$ -	$ -	$ -	$ -	$ -
2045	601001243	NCP-14648	2021 IT Risk Assessment Mitigations - Network Routers Switches	FP-NMG Office Furn & Equip	397.0	$ -	$ -	$ -	$ -	$ -	$ -	$ -	$ -
2046	601001243	NCP-14648	2021 IT Risk Assessment Mitigations - Network Routers Switches	FP-NMG Office Furn & Equip	398.0	$ -	$ -	$ -	$ -	$ -	$ -	$ -	$ -
2047	601001244	TEMP	2022 IT Risk Assessment Mitigations - Network Routers Switches	FP-NMG Office Furn & Equip	391.2	$ -	$ -	$ -	$ -	$ -	$ -	$ -	$ -
2048	601001244	TEMP	2022 IT Risk Assessment Mitigations - Network Routers Switches	FP-NMG Office Furn & Equip	397.0	$ -	$ -	$ -	$ -	$ -	$ -	$ -	$ -
2049	601001244	TEMP	2022 IT Risk Assessment Mitigations - Network Routers Switches	FP-NMG Office Furn & Equip	398.0	$ -	$ -	$ -	$ -	$ -	$ -	$ -	$ -
2050	601001245	NCP-14587	2021 IT Risk Assessment Mitigation - Windows Servers	FP-NMG Office Furn & Equip	391.2	$ -	$ -	$ -	$ -	$ -	$ -	$ -	$ -
2051	601001245	NCP-14587	2021 IT Risk Assessment Mitigation - Windows Servers	FP-NMG Office Furn & Equip	397.0	$ -	$ -	$ -	$ -	$ -	$ -	$ -	$ -
2052	601001245	NCP-14587	2021 IT Risk Assessment Mitigation - Windows Servers	FP-NMG Office Furn & Equip	398.0	$ -	$ -	$ -	$ -	$ -	$ -	$ -	$ -
2053	601001246	TEMP	2022 IT Risk Assessment Mitigation - Windows Servers	FP-NMG Office Furn & Equip	391.2	$ -	$ -	$ -	$ -	$ -	$ -	$ -	$ -
2054	601001246	TEMP	2022 IT Risk Assessment Mitigation - Windows Servers	FP-NMG Office Furn & Equip	397.0	$ -	$ -	$ -	$ -	$ -	$ -	$ -	$ -
2055	601001246	TEMP	2022 IT Risk Assessment Mitigation - Windows Servers	FP-NMG Office Furn & Equip	398.0	$ -	$ -	$ -	$ -	$ -	$ -	$ -	$ -
2056	T610001247	NEW-08924	2016-2020 Transmission Mains New	FP-NMG Transm Mains-New	367.1	$ -	$ -	$ -	$ -	$ -	$ -	$ -	$ -
2057	629001248	PRE-08440	Roswell Walker Weld Replace	FP-NMG Dist Specific-Replace	376.1	$ -	$ -	$ -	$ -	$ -	$ -	$ -	$ -
2058	629001248	PRE-08440	Roswell Walker Weld Replace	FP-NMG Dist Specific-Replace	376.2	$ -	$ -	$ -	$ -	$ -	$ -	$ -	$ -
2059	629001248	PRE-08440	Roswell Walker Weld Replace	FP-NMG Dist Specific-Replace	376.4	$ -	$ -	$ -	$ -	$ -	$ -	$ -	$ -
2060	629001248	PRE-08440	Roswell Walker Weld Replace	FP-NMG Dist Specific-Replace	380.0	$ -	$ -	$ -	$ -	$ -	$ -	$ -	$ -
2061	605001249	PRE-08441	Portales Walker Weld Replacement	FP-NMG Dist Specific-Replace	376.1	$ -	$ -	$ -	$ -	$ -	$ -	$ -	$ -
2062	605001249	PRE-08441	Portales Walker Weld Replacement	FP-NMG Dist Specific-Replace	376.2	$ -	$ -	$ -	$ -	$ -	$ -	$ -	$ -
2063	605001249	PRE-08441	Portales Walker Weld Replacement	FP-NMG Dist Specific-Replace	376.4	$ -	$ -	$ -	$ -	$ -	$ -	$ -	$ -
2064	605001249	PRE-08441	Portales Walker Weld Replacement	FP-NMG Dist Specific-Replace	380.0	$ -	$ -	$ -	$ -	$ -	$ -	$ -	$ -
2065	T660001250	PRE-08166	Questa 6 in ILI Retrofit	FP-NMG Transm Specific-Replace	367.1	$ -	$ -	$ -	$ -	$ -	$ -	$ -	$ -
2066	T660001250	PRE-08166	Questa 6 in ILI Retrofit	FP-NMG Transm Specific-Replace	368.0	$ -	$ -	$ -	$ -	$ -	$ -	$ -	$ -
2067	T660001250	PRE-08166	Questa 6 in ILI Retrofit	FP-NMG Transm Specific-Replace	369.0	$ -	$ -	$ -	$ -	$ -	$ -	$ -	$ -
2068	T624001251	PRE-08640	Jal BS	FP-NMG Transm Specific-Replace	367.1	$ -	$ -	$ -	$ -	$ -	$ -	$ -	$ -
2069	T624001251	PRE-08640	Jal BS	FP-NMG Transm Specific-Replace	368.0	$ -	$ -	$ -	$ -	$ -	$ -	$ -	$ -
2070	T624001251	PRE-08640	Jal BS	FP-NMG Transm Specific-Replace	369.0	$ -	$ -	$ -	$ -	$ -	$ -	$ -	$ -
2071	685001252	TEMP	NW Old Laguna VHP System to HP Distribution	FP-NMG Dist Specifics-New	376.1	$ -	$ -	$ -	$ -	$ -	$ -	$ -	$ -
2072	685001252	TEMP	NW Old Laguna VHP System to HP Distribution	FP-NMG Dist Specifics-New	376.2	$ -	$ -	$ -	$ -	$ -	$ -	$ -	$ -
2073	685001252	TEMP	NW Old Laguna VHP System to HP Distribution	FP-NMG Dist Specifics-New	376.4	$ -	$ -	$ -	$ -	$ -	$ -	$ -	$ -
2074	680001253	NEW-13304	NW Chama to Tierra Amarilla Line Extension	FP-NMG Dist Specifics-New	376.1	$ -	$ 1,484,175	$ -	$ -	$ -	$ -	$ -	$ -
2075	680001253	NEW-13304	NW Chama to Tierra Amarilla Line Extension	FP-NMG Dist Specifics-New	376.2	$ -	$ 1,154,358	$ -	$ -	$ -	$ -	$ -	$ -

NEW MEXICO GAS COMPANY, INC.

Plant Gross Activity
Base Period - 12 Months Ending March 31, 2023
Future Test Year - 12 Months Ending September 30, 2025

	A	B	C	D	E	U	V	W	X	Y	Z	AA
3	Investment Number	FP Number	Investment Name	FP Type	FERC Account	7/31/2024	8/31/2024	9/30/2024	10/31/2024	11/30/2024	12/31/2024	1/31/2025
2020	622001231	PRE-08918	ANT Ineffectively Coated Steel Replacement Phase II	FP-NMG Dist Specific-Replace	376.4	$ -	$ -	$ -	$ -	$ -	$ -	$ -
2021	622001231	PRE-08918	ANT Ineffectively Coated Steel Replacement Phase II	FP-NMG Dist Specific-Replace	380.0	$ -	$ -	$ -	$ -	$ -	$ -	$ -
2022	605001232	TEMP	2021 Portales ML Bare Main Replacement	FP-NMG Dist Mains-Replace	376.1	$ -	$ -	$ -	$ -	$ -	$ -	$ -
2023	605001232	TEMP	2021 Portales ML Bare Main Replacement	FP-NMG Dist Mains-Replace	376.2	$ -	$ -	$ -	$ -	$ -	$ -	$ -
2024	605001232	TEMP	2021 Portales ML Bare Main Replacement	FP-NMG Dist Mains-Replace	376.4	$ -	$ -	$ -	$ -	$ -	$ -	$ -
2025	605001232	TEMP	2021 Portales ML Bare Main Replacement	FP-NMG Dist Mains-Replace	380.0	$ -	$ -	$ -	$ -	$ -	$ -	$ -
2026	622001233	TEMP	ANT Ineffectively Coated Steel Main Replacement Phase III	FP-NMG Dist Specific-Replace	376.1	$ -	$ -	$ -	$ -	$ -	$ -	$ -
2027	622001233	TEMP	ANT Ineffectively Coated Steel Main Replacement Phase III	FP-NMG Dist Specific-Replace	376.2	$ -	$ -	$ -	$ -	$ -	$ -	$ -
2028	622001233	TEMP	ANT Ineffectively Coated Steel Main Replacement Phase III	FP-NMG Dist Specific-Replace	376.4	$ -	$ -	$ -	$ -	$ -	$ -	$ -
2029	622001233	TEMP	ANT Ineffectively Coated Steel Main Replacement Phase III	FP-NMG Dist Specific-Replace	380.0	$ -	$ -	$ -	$ -	$ -	$ -	$ -
2030	633001234	PRE-09976	TOC Odd Size Main Replacement Phase II	FP-NMG Dist Specific-Replace	376.1	$ -	$ -	$ -	$ -	$ -	$ -	$ -
2031	633001234	PRE-09976	TOC Odd Size Main Replacement Phase II	FP-NMG Dist Specific-Replace	376.2	$ -	$ -	$ -	$ -	$ -	$ -	$ -
2032	633001234	PRE-09976	TOC Odd Size Main Replacement Phase II	FP-NMG Dist Specific-Replace	376.4	$ -	$ -	$ -	$ -	$ -	$ -	$ -
2033	633001234	PRE-09976	TOC Odd Size Main Replacement Phase II	FP-NMG Dist Specific-Replace	380.0	$ -	$ -	$ -	$ -	$ -	$ -	$ -
2034	T626001235	PRE-10140	MAOP Replace - Bare Main - Clovis 8-in ML Replace 3 miles	FP-NMG Transm Specific-Replace	367.1	$ -	$ -	$ -	$ -	$ -	$ -	$ -
2035	T626001235	PRE-10140	MAOP Replace - Bare Main - Clovis 8-in ML Replace 3 miles	FP-NMG Transm Specific-Replace	368.0	$ -	$ -	$ -	$ -	$ -	$ -	$ -
2036	T626001235	PRE-10140	MAOP Replace - Bare Main - Clovis 8-in ML Replace 3 miles	FP-NMG Transm Specific-Replace	369.0	$ -	$ -	$ -	$ -	$ -	$ -	$ -
2037	601001236	NCP-15067	Advanced Mobile Leak Survey	FP-NMG Intangible	303.3	$ -	$ -	$ -	$ -	$ -	$ -	$ -
2038	601001237	NCP-14474	2020 ITS Enhancements for Engineering Qual	FP-NMG Intangible	303.3	$ -	$ -	$ -	$ -	$ -	$ -	$ -
2039	601001238	TEMP	New Building Security	FP-NMG Land_Structures&Improven	390.0	$ -	$ -	$ -	$ -	$ -	$ -	$ -
2040	610001239	NEW-14105	Purchase Business Center	FP-NMG Land_Structures&Improven	390.0	$ -	$ -	$ -	$ -	$ -	$ -	$ -
2041	601001240	NEW-14104	Facilities Security Statewide	FP-NMG Land_Structures&Improven	390.0	$ -	$ -	$ -	$ -	$ -	$ 852,092	$ -
2042	601001241	NEW-14103	Pipeline Security	FP-NMG Land_Structures&Improven	390.0	$ -	$ -	$ -	$ -	$ -	$ 1,070,249	$ -
2043	610001242	NEW-14123	ABQ CNG Station 2021	FP-NMG Land_Structures&Improven	390.0	$ -	$ -	$ -	$ -	$ -	$ -	$ -
2044	601001243	NCP-14648	2021 IT Risk Assessment Mitigations - Network Routers Switches	FP-NMG Office Furn & Equip	391.2	$ -	$ -	$ -	$ -	$ -	$ -	$ -
2045	601001243	NCP-14648	2021 IT Risk Assessment Mitigations - Network Routers Switches	FP-NMG Office Furn & Equip	397.0	$ -	$ -	$ -	$ -	$ -	$ -	$ -
2046	601001243	NCP-14648	2021 IT Risk Assessment Mitigations - Network Routers Switches	FP-NMG Office Furn & Equip	398.0	$ -	$ -	$ -	$ -	$ -	$ -	$ -
2047	601001244	TEMP	2022 IT Risk Assessment Mitigations - Network Routers Switches	FP-NMG Office Furn & Equip	391.2	$ -	$ -	$ -	$ -	$ -	$ -	$ -
2048	601001244	TEMP	2022 IT Risk Assessment Mitigations - Network Routers Switches	FP-NMG Office Furn & Equip	397.0	$ -	$ -	$ -	$ -	$ -	$ -	$ -
2049	601001244	TEMP	2022 IT Risk Assessment Mitigations - Network Routers Switches	FP-NMG Office Furn & Equip	398.0	$ -	$ -	$ -	$ -	$ -	$ -	$ -
2050	601001245	NCP-14587	2021 IT Risk Assessment Mitigation - Windows Servers	FP-NMG Office Furn & Equip	391.2	$ -	$ -	$ -	$ -	$ -	$ -	$ -
2051	601001245	NCP-14587	2021 IT Risk Assessment Mitigation - Windows Servers	FP-NMG Office Furn & Equip	397.0	$ -	$ -	$ -	$ -	$ -	$ -	$ -
2052	601001245	NCP-14587	2021 IT Risk Assessment Mitigation - Windows Servers	FP-NMG Office Furn & Equip	398.0	$ -	$ -	$ -	$ -	$ -	$ -	$ -
2053	601001246	TEMP	2022 IT Risk Assessment Mitigation - Windows Servers	FP-NMG Office Furn & Equip	391.2	$ -	$ -	$ -	$ -	$ -	$ -	$ -
2054	601001246	TEMP	2022 IT Risk Assessment Mitigation - Windows Servers	FP-NMG Office Furn & Equip	397.0	$ -	$ -	$ -	$ -	$ -	$ -	$ -
2055	601001246	TEMP	2022 IT Risk Assessment Mitigation - Windows Servers	FP-NMG Office Furn & Equip	398.0	$ -	$ -	$ -	$ -	$ -	$ -	$ -
2056	T610001247	NEW-08924	2016-2020 Transmission Mains New	FP-NMG Transm Mains-New	367.1	$ -	$ -	$ -	$ -	$ -	$ -	$ -
2057	629001248	PRE-08440	Roswell Walker Weld Replace	FP-NMG Dist Specific-Replace	376.1	$ -	$ -	$ -	$ -	$ -	$ -	$ -
2058	629001248	PRE-08440	Roswell Walker Weld Replace	FP-NMG Dist Specific-Replace	376.2	$ -	$ -	$ -	$ -	$ -	$ -	$ -
2059	629001248	PRE-08440	Roswell Walker Weld Replace	FP-NMG Dist Specific-Replace	376.4	$ -	$ -	$ -	$ -	$ -	$ -	$ -
2060	629001248	PRE-08440	Roswell Walker Weld Replace	FP-NMG Dist Specific-Replace	380.0	$ -	$ -	$ -	$ -	$ -	$ -	$ -
2061	605001249	PRE-08441	Portales Walker Weld Replacement	FP-NMG Dist Specific-Replace	376.1	$ -	$ -	$ -	$ -	$ -	$ -	$ -
2062	605001249	PRE-08441	Portales Walker Weld Replacement	FP-NMG Dist Specific-Replace	376.2	$ -	$ -	$ -	$ -	$ -	$ -	$ -
2063	605001249	PRE-08441	Portales Walker Weld Replacement	FP-NMG Dist Specific-Replace	376.4	$ -	$ -	$ -	$ -	$ -	$ -	$ -
2064	605001249	PRE-08441	Portales Walker Weld Replacement	FP-NMG Dist Specific-Replace	380.0	$ -	$ -	$ -	$ -	$ -	$ -	$ -
2065	T660001250	PRE-08166	Questa 6 in ILI Retrofit	FP-NMG Transm Specific-Replace	367.1	$ -	$ -	$ -	$ -	$ -	$ -	$ -
2066	T660001250	PRE-08166	Questa 6 in ILI Retrofit	FP-NMG Transm Specific-Replace	368.0	$ -	$ -	$ -	$ -	$ -	$ -	$ -
2067	T660001250	PRE-08166	Questa 6 in ILI Retrofit	FP-NMG Transm Specific-Replace	369.0	$ -	$ -	$ -	$ -	$ -	$ -	$ -
2068	T624001251	PRE-08640	Jal BS	FP-NMG Transm Specific-Replace	367.1	$ -	$ -	$ -	$ -	$ -	$ -	$ -
2069	T624001251	PRE-08640	Jal BS	FP-NMG Transm Specific-Replace	368.0	$ -	$ -	$ -	$ -	$ -	$ -	$ -
2070	T624001251	PRE-08640	Jal BS	FP-NMG Transm Specific-Replace	369.0	$ -	$ -	$ -	$ -	$ -	$ -	$ -
2071	685001252	TEMP	NW Old Laguna VHP System to HP Distribution	FP-NMG Dist Specifics-New	376.1	$ -	$ -	$ -	$ -	$ -	$ -	$ -
2072	685001252	TEMP	NW Old Laguna VHP System to HP Distribution	FP-NMG Dist Specifics-New	376.2	$ -	$ -	$ -	$ -	$ -	$ -	$ -
2073	685001252	TEMP	NW Old Laguna VHP System to HP Distribution	FP-NMG Dist Specifics-New	376.4	$ -	$ -	$ -	$ -	$ -	$ -	$ -
2074	680001253	NEW-13304	NW Chama to Tierra Amarilla Line Extension	FP-NMG Dist Specifics-New	376.1	$ -	$ -	$ -	$ -	$ -	$ -	$ -
2075	680001253	NEW-13304	NW Chama to Tierra Amarilla Line Extension	FP-NMG Dist Specifics-New	376.2	$ -	$ -	$ -	$ -	$ -	$ -	$ -

NEW MEXICO GAS COMPANY, INC.

Plant Gross Activity
Base Period - 12 Months Ending March 31, 2023
Future Test Year - 12 Months Ending September 30, 2025

	A	B	C	D	E	AB	AC	AD	AE	AF	AG	AH	AI
3	Investment Number	FP Number	Investment Name	FP Type	FERC Account	2/28/2025	3/31/2025	4/30/2025	5/31/2025	6/30/2025	7/31/2025	8/31/2025	9/30/2025
2020	622001231	PRE-08918	ANT Ineffectively Coated Steel Replacement Phase II	FP-NMG Dist Specific-Replace	376.4	$ -	$ -	$ -	$ -	$ -	$ -	$ -	$ -
2021	622001231	PRE-08918	ANT Ineffectively Coated Steel Replacement Phase II	FP-NMG Dist Specific-Replace	380.0	$ -	$ -	$ -	$ -	$ -	$ -	$ -	$ -
2022	605001232	TEMP	2021 Portales ML Bare Main Replacement	FP-NMG Dist Mains-Replace	376.1	$ -	$ -	$ -	$ -	$ -	$ -	$ -	$ -
2023	605001232	TEMP	2021 Portales ML Bare Main Replacement	FP-NMG Dist Mains-Replace	376.2	$ -	$ -	$ -	$ -	$ -	$ -	$ -	$ -
2024	605001232	TEMP	2021 Portales ML Bare Main Replacement	FP-NMG Dist Mains-Replace	376.4	$ -	$ -	$ -	$ -	$ -	$ -	$ -	$ -
2025	605001232	TEMP	2021 Portales ML Bare Main Replacement	FP-NMG Dist Mains-Replace	380.0	$ -	$ -	$ -	$ -	$ -	$ -	$ -	$ -
2026	622001233	TEMP	ANT Ineffectively Coated Steel Main Replacement Phase III	FP-NMG Dist Specific-Replace	376.1	$ -	$ -	$ -	$ -	$ -	$ -	$ -	$ 36,148
2027	622001233	TEMP	ANT Ineffectively Coated Steel Main Replacement Phase III	FP-NMG Dist Specific-Replace	376.2	$ -	$ -	$ -	$ -	$ -	$ -	$ -	$ 253,034
2028	622001233	TEMP	ANT Ineffectively Coated Steel Main Replacement Phase III	FP-NMG Dist Specific-Replace	376.4	$ -	$ -	$ -	$ -	$ -	$ -	$ -	$ 18,074
2029	622001233	TEMP	ANT Ineffectively Coated Steel Main Replacement Phase III	FP-NMG Dist Specific-Replace	380.0	$ -	$ -	$ -	$ -	$ -	$ -	$ -	$ 54,221
2030	633001234	PRE-09976	TOC Odd Size Main Replacement Phase II	FP-NMG Dist Specific-Replace	376.1	$ -	$ -	$ -	$ -	$ -	$ -	$ -	$ -
2031	633001234	PRE-09976	TOC Odd Size Main Replacement Phase II	FP-NMG Dist Specific-Replace	376.2	$ -	$ -	$ -	$ -	$ -	$ -	$ -	$ -
2032	633001234	PRE-09976	TOC Odd Size Main Replacement Phase II	FP-NMG Dist Specific-Replace	376.4	$ -	$ -	$ -	$ -	$ -	$ -	$ -	$ -
2033	633001234	PRE-09976	TOC Odd Size Main Replacement Phase II	FP-NMG Dist Specific-Replace	380.0	$ -	$ -	$ -	$ -	$ -	$ -	$ -	$ -
2034	T626001235	PRE-10140	MAOP Replace - Bare Main - Clovis 8-in ML Replace 3 miles	FP-NMG Transm Specific-Replace	367.1	$ -	$ -	$ -	$ -	$ -	$ -	$ -	$ -
2035	T626001235	PRE-10140	MAOP Replace - Bare Main - Clovis 8-in ML Replace 3 miles	FP-NMG Transm Specific-Replace	368.0	$ -	$ -	$ -	$ -	$ -	$ -	$ -	$ -
2036	T626001235	PRE-10140	MAOP Replace - Bare Main - Clovis 8-in ML Replace 3 miles	FP-NMG Transm Specific-Replace	369.0	$ -	$ -	$ -	$ -	$ -	$ -	$ -	$ -
2037	601001236	NCP-15067	Advanced Mobile Leak Survey	FP-NMG Intangible	303.3	$ -	$ -	$ -	$ -	$ -	$ -	$ -	$ -
2038	601001237	NCP-14474	2020 ITS Enhancements for Engineering Qual	FP-NMG Intangible	303.3	$ -	$ -	$ -	$ -	$ -	$ -	$ -	$ -
2039	601001238	TEMP	New Building Security	FP-NMG Land_Structures&Improven	390.0	$ -	$ -	$ -	$ -	$ -	$ -	$ -	$ -
2040	610001239	NEW-14105	Purchase Business Center	FP-NMG Land_Structures&Improven	390.0	$ -	$ -	$ -	$ -	$ -	$ -	$ -	$ -
2041	601001240	NEW-14104	Facilities Security Statewide	FP-NMG Land_Structures&Improven	390.0	$ -	$ -	$ -	$ -	$ -	$ -	$ -	$ -
2042	601001241	NEW-14103	Pipeline Security	FP-NMG Land_Structures&Improven	390.0	$ -	$ -	$ -	$ -	$ -	$ -	$ -	$ -
2043	610001242	NEW-14123	ABQ CNG Station 2021	FP-NMG Land_Structures&Improven	390.0	$ -	$ -	$ -	$ -	$ -	$ -	$ -	$ -
2044	601001243	NCP-14648	2021 IT Risk Assessment Mitigations - Network Routers Switches	FP-NMG Office Furn & Equip	391.2	$ -	$ -	$ -	$ -	$ -	$ -	$ -	$ -
2045	601001243	NCP-14648	2021 IT Risk Assessment Mitigations - Network Routers Switches	FP-NMG Office Furn & Equip	397.0	$ -	$ -	$ -	$ -	$ -	$ -	$ -	$ -
2046	601001243	NCP-14648	2021 IT Risk Assessment Mitigations - Network Routers Switches	FP-NMG Office Furn & Equip	398.0	$ -	$ -	$ -	$ -	$ -	$ -	$ -	$ -
2047	601001244	TEMP	2022 IT Risk Assessment Mitigations - Network Routers Switches	FP-NMG Office Furn & Equip	391.2	$ -	$ -	$ -	$ -	$ -	$ -	$ -	$ -
2048	601001244	TEMP	2022 IT Risk Assessment Mitigations - Network Routers Switches	FP-NMG Office Furn & Equip	397.0	$ -	$ -	$ -	$ -	$ -	$ -	$ -	$ -
2049	601001244	TEMP	2022 IT Risk Assessment Mitigations - Network Routers Switches	FP-NMG Office Furn & Equip	398.0	$ -	$ -	$ -	$ -	$ -	$ -	$ -	$ -
2050	601001245	NCP-14587	2021 IT Risk Assessment Mitigation - Windows Servers	FP-NMG Office Furn & Equip	391.2	$ -	$ -	$ -	$ -	$ -	$ -	$ -	$ -
2051	601001245	NCP-14587	2021 IT Risk Assessment Mitigation - Windows Servers	FP-NMG Office Furn & Equip	397.0	$ -	$ -	$ -	$ -	$ -	$ -	$ -	$ -
2052	601001245	NCP-14587	2021 IT Risk Assessment Mitigation - Windows Servers	FP-NMG Office Furn & Equip	398.0	$ -	$ -	$ -	$ -	$ -	$ -	$ -	$ -
2053	601001246	TEMP	2022 IT Risk Assessment Mitigation - Windows Servers	FP-NMG Office Furn & Equip	391.2	$ -	$ -	$ -	$ -	$ -	$ -	$ -	$ -
2054	601001246	TEMP	2022 IT Risk Assessment Mitigation - Windows Servers	FP-NMG Office Furn & Equip	397.0	$ -	$ -	$ -	$ -	$ -	$ -	$ -	$ -
2055	601001246	TEMP	2022 IT Risk Assessment Mitigation - Windows Servers	FP-NMG Office Furn & Equip	398.0	$ -	$ -	$ -	$ -	$ -	$ -	$ -	$ -
2056	T610001247	NEW-08924	2016-2020 Transmission Mains New	FP-NMG Transm Mains-New	367.1	$ -	$ -	$ -	$ -	$ -	$ -	$ -	$ -
2057	629001248	PRE-08440	Roswell Walker Weld Replace	FP-NMG Dist Specific-Replace	376.1	$ -	$ -	$ -	$ -	$ -	$ -	$ -	$ -
2058	629001248	PRE-08440	Roswell Walker Weld Replace	FP-NMG Dist Specific-Replace	376.2	$ -	$ -	$ -	$ -	$ -	$ -	$ -	$ -
2059	629001248	PRE-08440	Roswell Walker Weld Replace	FP-NMG Dist Specific-Replace	376.4	$ -	$ -	$ -	$ -	$ -	$ -	$ -	$ -
2060	629001248	PRE-08440	Roswell Walker Weld Replace	FP-NMG Dist Specific-Replace	380.0	$ -	$ -	$ -	$ -	$ -	$ -	$ -	$ -
2061	605001249	PRE-08441	Portales Walker Weld Replacement	FP-NMG Dist Specific-Replace	376.1	$ -	$ -	$ -	$ -	$ -	$ -	$ -	$ -
2062	605001249	PRE-08441	Portales Walker Weld Replacement	FP-NMG Dist Specific-Replace	376.2	$ -	$ -	$ -	$ -	$ -	$ -	$ -	$ -
2063	605001249	PRE-08441	Portales Walker Weld Replacement	FP-NMG Dist Specific-Replace	376.4	$ -	$ -	$ -	$ -	$ -	$ -	$ -	$ -
2064	605001249	PRE-08441	Portales Walker Weld Replacement	FP-NMG Dist Specific-Replace	380.0	$ -	$ -	$ -	$ -	$ -	$ -	$ -	$ -
2065	T660001250	PRE-08166	Questa 6 in ILI Retrofit	FP-NMG Transm Specific-Replace	367.1	$ -	$ -	$ -	$ -	$ -	$ -	$ -	$ -
2066	T660001250	PRE-08166	Questa 6 in ILI Retrofit	FP-NMG Transm Specific-Replace	368.0	$ -	$ -	$ -	$ -	$ -	$ -	$ -	$ -
2067	T660001250	PRE-08166	Questa 6 in ILI Retrofit	FP-NMG Transm Specific-Replace	369.0	$ -	$ -	$ -	$ -	$ -	$ -	$ -	$ -
2068	T624001251	PRE-08640	Jal BS	FP-NMG Transm Specific-Replace	367.1	$ -	$ -	$ -	$ -	$ -	$ -	$ -	$ -
2069	T624001251	PRE-08640	Jal BS	FP-NMG Transm Specific-Replace	368.0	$ -	$ -	$ -	$ -	$ -	$ -	$ -	$ -
2070	T624001251	PRE-08640	Jal BS	FP-NMG Transm Specific-Replace	369.0	$ -	$ -	$ -	$ -	$ -	$ -	$ -	$ -
2071	685001252	TEMP	NW Old Laguna VHP System to HP Distribution	FP-NMG Dist Specifics-New	376.1	$ -	$ -	$ -	$ -	$ -	$ -	$ -	$ -
2072	685001252	TEMP	NW Old Laguna VHP System to HP Distribution	FP-NMG Dist Specifics-New	376.2	$ -	$ -	$ -	$ -	$ -	$ -	$ -	$ -
2073	685001252	TEMP	NW Old Laguna VHP System to HP Distribution	FP-NMG Dist Specifics-New	376.4	$ -	$ -	$ -	$ -	$ -	$ -	$ -	$ -
2074	680001253	NEW-13304	NW Chama to Tierra Amarilla Line Extension	FP-NMG Dist Specifics-New	376.1	$ -	$ -	$ -	$ -	$ -	$ -	$ -	$ -
2075	680001253	NEW-13304	NW Chama to Tierra Amarilla Line Extension	FP-NMG Dist Specifics-New	376.2	$ -	$ -	$ -	$ -	$ -	$ -	$ -	$ -

NEW MEXICO GAS COMPANY, INC.

Plant Gross Activity
Base Period - 12 Months Ending March 31, 2023
Future Test Year - 12 Months Ending September 30, 2025

	A	B	C	D	E	F	G	H	I	J	K	L
3	Investment Number	FP Number	Investment Name	FP Type	FERC Account	4/30/2023	5/31/2023	6/30/2023	7/31/2023	8/31/2023	9/30/2023	10/31/2023
2076	680001253	NEW-13304	NW Chama to Tierra Amarilla Line Extension	FP-NMG Dist Specifics-New	376.4	$ -	$ -	$ -	$ -	$ -	$ -	$ -
2077	632001254	PRE-08560	2019 SLC Deming #6 ABS Replacement	FP-NMG Dist Specific-Replace	376.1	$ -	$ -	$ -	$ -	$ -	$ -	$ -
2078	632001254	PRE-08560	2019 SLC Deming #6 ABS Replacement	FP-NMG Dist Specific-Replace	376.2	$ -	$ -	$ -	$ -	$ -	$ -	$ -
2079	632001254	PRE-08560	2019 SLC Deming #6 ABS Replacement	FP-NMG Dist Specific-Replace	376.4	$ -	$ -	$ -	$ -	$ -	$ -	$ -
2080	632001254	PRE-08560	2019 SLC Deming #6 ABS Replacement	FP-NMG Dist Specific-Replace	380.0	$ -	$ -	$ -	$ -	$ -	$ -	$ -
2081	601001255	NCP-14488	2020 Tracking & Traceability	FP-NMG Intangible	303.3	$ -	$ -	$ -	$ -	$ -	$ -	$ -
2082	T624001256	PRE-09322	Lea County Compressor - Move Espejo #4	FP-NMG Transm Specific-Replace	367.1	$ -	$ -	$ -	$ -	$ -	$ -	$ -
2083	T624001256	PRE-09322	Lea County Compressor - Move Espejo #4	FP-NMG Transm Specific-Replace	368.0	$ -	$ -	$ -	$ -	$ -	$ -	$ -
2084	T624001256	PRE-09322	Lea County Compressor - Move Espejo #4	FP-NMG Transm Specific-Replace	369.0	$ -	$ -	$ -	$ -	$ -	$ -	$ -
2085	601001257	TEMP	Distribution Blankets New- Negative Wedge for Optimization	FP-NMG Dist Mains-New	376.2	$ -	$ -	$ -	$ -	$ -	$ -	$ -
2086	601001258	NEW-14106	NMGC Facility Solar Installations	FP-NMG Land_Structures&Improven	390.0	$ -	$ -	$ -	$ -	$ -	$ -	$ -
2087	601001259	TEMP	System-wide Methane Detectors	FP-NMG Tools, Shop & Garage Equip	394.0	$ -	$ -	$ -	$ -	$ -	$ -	$ -
2088	601001260	PRE-09102	System-wide Grade Three Leak Repairs - Distribution	FP-NMG Dist Mains-Replace	376.1	$ -	$ 72,541	$ -	$ -	$ -	$ -	$ -
2089	601001260	PRE-09102	System-wide Grade Three Leak Repairs - Distribution	FP-NMG Dist Mains-Replace	376.2	$ -	$ 77,849	$ -	$ -	$ -	$ -	$ -
2090	601001260	PRE-09102	System-wide Grade Three Leak Repairs - Distribution	FP-NMG Dist Mains-Replace	376.4	$ -	$ 17,693	$ -	$ -	$ -	$ -	$ -
2091	601001260	PRE-09102	System-wide Grade Three Leak Repairs - Distribution	FP-NMG Dist Mains-Replace	380.0	$ -	$ 8,846	$ -	$ -	$ -	$ -	$ -
2092	601001261	TEMP	System-wide TC Meter Program	FP-NMG Dist Residential Mtr-New	381.0	$ -	$ -	$ -	$ -	$ -	$ -	$ -
2093	601001261	TEMP	System-wide TC Meter Program	FP-NMG Dist Residential Mtr-New	381.1	$ -	$ -	$ -	$ -	$ -	$ -	$ -
2094	620001262	NEW-11290	ART - AMR Installation (use this)	FP-NMG Dist Residential Mtr-New	381.0	$ -	$ -	$ -	$ -	$ -	$ -	$ -
2095	620001262	NEW-11290	ART - AMR Installation (use this)	FP-NMG Dist Residential Mtr-New	381.1	$ -	$ -	$ -	$ -	$ -	$ -	$ -
2096	624001263	NEW-14083	Beker-Carlsbad East BS Distribution Regulator Run	FP-NMG Dist Specifics-New	376.1	$ -	$ -	$ -	$ -	$ -	$ -	$ -
2097	624001263	NEW-14083	Beker-Carlsbad East BS Distribution Regulator Run	FP-NMG Dist Specifics-New	376.2	$ -	$ -	$ -	$ -	$ -	$ -	$ -
2098	624001263	NEW-14083	Beker-Carlsbad East BS Distribution Regulator Run	FP-NMG Dist Specifics-New	376.4	$ -	$ -	$ -	$ -	$ -	$ -	$ -
2099	601001264	TEMP	MAOP Software Pilot Project	FP-NMG Intangible	303.3	$ -	$ -	$ -	$ -	$ -	$ -	$ -
2100	627001266	PRE-09720	2020 LOV-North Lovington PVC Phase I	FP-NMG Dist Specific-Replace	376.1	$ -	$ -	$ -	$ -	$ -	$ -	$ -
2101	627001266	PRE-09720	2020 LOV-North Lovington PVC Phase I	FP-NMG Dist Specific-Replace	376.2	$ -	$ -	$ -	$ -	$ -	$ -	$ -
2102	627001266	PRE-09720	2020 LOV-North Lovington PVC Phase I	FP-NMG Dist Specific-Replace	376.4	$ -	$ -	$ -	$ -	$ -	$ -	$ -
2103	627001266	PRE-09720	2020 LOV-North Lovington PVC Phase I	FP-NMG Dist Specific-Replace	380.0	$ -	$ -	$ -	$ -	$ -	$ -	$ -
2104	627001268	PRE-09852	LOV - Marvin Campbel PVC Replacement	FP-NMG Dist Specific-Replace	376.1	$ -	$ -	$ -	$ -	$ -	$ -	$ -
2105	627001268	PRE-09852	LOV - Marvin Campbel PVC Replacement	FP-NMG Dist Specific-Replace	376.2	$ -	$ -	$ -	$ -	$ -	$ -	$ -
2106	627001268	PRE-09852	LOV - Marvin Campbel PVC Replacement	FP-NMG Dist Specific-Replace	376.4	$ -	$ -	$ -	$ -	$ -	$ -	$ -
2107	627001268	PRE-09852	LOV - Marvin Campbel PVC Replacement	FP-NMG Dist Specific-Replace	380.0	$ -	$ -	$ -	$ -	$ -	$ -	$ -
2108	627001269	PRE-09721	LOV - CO-OP Gin LIne PVC	FP-NMG Dist Specific-Replace	376.1	$ -	$ -	$ -	$ -	$ -	$ -	$ -
2109	627001269	PRE-09721	LOV - CO-OP Gin LIne PVC	FP-NMG Dist Specific-Replace	376.2	$ -	$ -	$ -	$ -	$ -	$ -	$ -
2110	627001269	PRE-09721	LOV - CO-OP Gin LIne PVC	FP-NMG Dist Specific-Replace	376.4	$ -	$ -	$ -	$ -	$ -	$ -	$ -
2111	627001269	PRE-09721	LOV - CO-OP Gin LIne PVC	FP-NMG Dist Specific-Replace	380.0	$ -	$ -	$ -	$ -	$ -	$ -	$ -
2112	T610001270	TEMP	RSV 2020 SF ML Iris & Idalia BV	FP-NMG Transm Specific-Replace	367.1	$ -	$ -	$ -	$ -	$ -	$ -	$ -
2113	T610001270	TEMP	RSV 2020 SF ML Iris & Idalia BV	FP-NMG Transm Specific-Replace	368.0	$ -	$ -	$ -	$ -	$ -	$ -	$ -
2114	T610001270	TEMP	RSV 2020 SF ML Iris & Idalia BV	FP-NMG Transm Specific-Replace	369.0	$ -	$ -	$ -	$ -	$ -	$ -	$ -
2115	601001271	NCP-14447	S7 Server Implementation	FP-NMG Office Furn & Equip	391.2	$ -	$ -	$ -	$ -	$ -	$ -	$ -
2116	601001271	NCP-14447	S7 Server Implementation	FP-NMG Office Furn & Equip	397.0	$ -	$ -	$ -	$ -	$ -	$ -	$ -
2117	601001271	NCP-14447	S7 Server Implementation	FP-NMG Office Furn & Equip	398.0	$ -	$ -	$ -	$ -	$ -	$ -	$ -
2118	601001272	TEMP	Distribution Statewide UFG Station Improvement	FP-NMG Dist Specifics-New	376.1	$ -	$ -	$ -	$ -	$ -	$ -	$ -
2119	601001272	TEMP	Distribution Statewide UFG Station Improvement	FP-NMG Dist Specifics-New	376.2	$ -	$ -	$ -	$ -	$ -	$ -	$ -
2120	601001272	TEMP	Distribution Statewide UFG Station Improvement	FP-NMG Dist Specifics-New	376.4	$ -	$ -	$ -	$ -	$ -	$ -	$ -
2121	601001273	PRE-07760	Distribution Statewide UFG Station Improvement 2019	FP-NMG Dist Stations-Replace	378.0	$ -	$ -	$ -	$ -	$ -	$ -	$ -
2122	601001273	PRE-07760	Distribution Statewide UFG Station Improvement 2019	FP-NMG Dist Stations-Replace	385.0	$ -	$ -	$ -	$ -	$ -	$ -	$ -
2123	601001275	TEMP	Distribution Statewide UFG Station Improvement2021	FP-NMG Dist Stations-Replace	378.0	$ -	$ -	$ -	$ -	$ -	$ -	$ -
2124	601001275	TEMP	Distribution Statewide UFG Station Improvement2021	FP-NMG Dist Stations-Replace	385.0	$ -	$ -	$ -	$ -	$ -	$ -	$ -
2125	601001277	TEMP	Distribution Statewide UFG Station Improvement 2023	FP-NMG Dist Stations-Replace	378.0	$ -	$ -	$ -	$ -	$ -	$ 4,161	$ -
2126	601001277	TEMP	Distribution Statewide UFG Station Improvement 2023	FP-NMG Dist Stations-Replace	385.0	$ -	$ -	$ -	$ -	$ -	$ 7,728	$ -
2127	601001278	TEMP	Distribution Statewide UFG Station Improvement 2024	FP-NMG Dist Stations-Replace	378.0	$ -	$ -	$ -	$ -	$ -	$ -	$ -
2128	601001278	TEMP	Distribution Statewide UFG Station Improvement 2024	FP-NMG Dist Stations-Replace	385.0	$ -	$ -	$ -	$ -	$ -	$ -	$ -
2129	T621001279	NEW-14743	Santa Teresa ML	FP-NMG Transm Specifics-New	367.1	$ -	$ -	$ -	$ -	$ -	$ -	$ -
2130	T621001279	NEW-14743	Santa Teresa ML	FP-NMG Transm Specifics-New	368.0	$ -	$ -	$ -	$ -	$ -	$ -	$ -
2131	T621001279	NEW-14743	Santa Teresa ML	FP-NMG Transm Specifics-New	369.0	$ -	$ -	$ -	$ -	$ -	$ -	$ -

NEW MEXICO GAS COMPANY, INC.

Plant Gross Activity
Base Period - 12 Months Ending March 31, 2023
Future Test Year - 12 Months Ending September 30, 2025

	A	B	C	D	E	M	N	O	P	Q	R	S	T
3	Investment Number	FP Number	Investment Name	FP Type	FERC Account	11/30/2023	12/31/2023	1/31/2024	2/29/2024	3/31/2024	4/30/2024	5/31/2024	6/30/2024
2076	680001253	NEW-13304	NW Chama to Tierra Amarilla Line Extension	FP-NMG Dist Specifics-New	376.4	$ -	$ 659,633	$ -	$ -	$ -	$ -	$ -	$ -
2077	632001254	PRE-08560	2019 SLC Deming #6 ABS Replacement	FP-NMG Dist Specific-Replace	376.1	$ -	$ -	$ -	$ -	$ -	$ -	$ -	$ -
2078	632001254	PRE-08560	2019 SLC Deming #6 ABS Replacement	FP-NMG Dist Specific-Replace	376.2	$ -	$ -	$ -	$ -	$ -	$ -	$ -	$ -
2079	632001254	PRE-08560	2019 SLC Deming #6 ABS Replacement	FP-NMG Dist Specific-Replace	376.4	$ -	$ -	$ -	$ -	$ -	$ -	$ -	$ -
2080	632001254	PRE-08560	2019 SLC Deming #6 ABS Replacement	FP-NMG Dist Specific-Replace	380.0	$ -	$ -	$ -	$ -	$ -	$ -	$ -	$ -
2081	601001255	NCP-14488	2020 Tracking & Traceability	FP-NMG Intangible	303.3	$ -	$ -	$ -	$ -	$ -	$ -	$ -	$ -
2082	T624001256	PRE-09322	Lea County Compressor - Move Espejo #4	FP-NMG Transm Specific-Replace	367.1	$ -	$ -	$ -	$ -	$ -	$ -	$ -	$ -
2083	T624001256	PRE-09322	Lea County Compressor - Move Espejo #4	FP-NMG Transm Specific-Replace	368.0	$ -	$ -	$ -	$ -	$ -	$ -	$ -	$ -
2084	T624001256	PRE-09322	Lea County Compressor - Move Espejo #4	FP-NMG Transm Specific-Replace	369.0	$ -	$ -	$ -	$ -	$ -	$ -	$ -	$ -
2085	601001257	TEMP	Distribution Blankets New- Negative Wedge for Optimization	FP-NMG Dist Mains-New	376.2	$ -	$ -	$ -	$ -	$ -	$ -	$ -	$ -
2086	601001258	NEW-14106	NMGC Facility Solar Installations	FP-NMG Land_Structures&Improven	390.0	$ -	$ -	$ -	$ -	$ -	$ -	$ -	$ -
2087	601001259	TEMP	System-wide Methane Detectors	FP-NMG Tools, Shop & Garage Equip	394.0	$ -	$ -	$ -	$ -	$ -	$ -	$ -	$ -
2088	601001260	PRE-09102	System-wide Grade Three Leak Repairs - Distribution	FP-NMG Dist Mains-Replace	376.1	$ -	$ -	$ -	$ -	$ -	$ -	$ -	$ -
2089	601001260	PRE-09102	System-wide Grade Three Leak Repairs - Distribution	FP-NMG Dist Mains-Replace	376.2	$ -	$ -	$ -	$ -	$ -	$ -	$ -	$ -
2090	601001260	PRE-09102	System-wide Grade Three Leak Repairs - Distribution	FP-NMG Dist Mains-Replace	376.4	$ -	$ -	$ -	$ -	$ -	$ -	$ -	$ -
2091	601001260	PRE-09102	System-wide Grade Three Leak Repairs - Distribution	FP-NMG Dist Mains-Replace	380.0	$ -	$ -	$ -	$ -	$ -	$ -	$ -	$ -
2092	601001261	TEMP	System-wide TC Meter Program	FP-NMG Dist Residential Mtr-New	381.0	$ -	$ -	$ -	$ -	$ -	$ -	$ -	$ -
2093	601001261	TEMP	System-wide TC Meter Program	FP-NMG Dist Residential Mtr-New	381.1	$ -	$ -	$ -	$ -	$ -	$ -	$ -	$ -
2094	620001262	NEW-11290	ART - AMR Installation (use this)	FP-NMG Dist Residential Mtr-New	381.0	$ -	$ -	$ -	$ -	$ -	$ -	$ -	$ -
2095	620001262	NEW-11290	ART - AMR Installation (use this)	FP-NMG Dist Residential Mtr-New	381.1	$ -	$ -	$ -	$ -	$ -	$ -	$ -	$ -
2096	624001263	NEW-14083	Beker-Carlsbad East BS Distribution Regulator Run	FP-NMG Dist Specifics-New	376.1	$ -	$ -	$ -	$ -	$ -	$ -	$ -	$ -
2097	624001263	NEW-14083	Beker-Carlsbad East BS Distribution Regulator Run	FP-NMG Dist Specifics-New	376.2	$ -	$ -	$ -	$ -	$ -	$ -	$ -	$ -
2098	624001263	NEW-14083	Beker-Carlsbad East BS Distribution Regulator Run	FP-NMG Dist Specifics-New	376.4	$ -	$ -	$ -	$ -	$ -	$ -	$ -	$ -
2099	601001264	TEMP	MAOP Software Pilot Project	FP-NMG Intangible	303.3	$ -	$ -	$ -	$ -	$ -	$ -	$ -	$ -
2100	627001266	PRE-09720	2020 LOV-North Lovington PVC Phase I	FP-NMG Dist Specific-Replace	376.1	$ -	$ -	$ -	$ -	$ -	$ -	$ -	$ -
2101	627001266	PRE-09720	2020 LOV-North Lovington PVC Phase I	FP-NMG Dist Specific-Replace	376.2	$ -	$ -	$ -	$ -	$ -	$ -	$ -	$ -
2102	627001266	PRE-09720	2020 LOV-North Lovington PVC Phase I	FP-NMG Dist Specific-Replace	376.4	$ -	$ -	$ -	$ -	$ -	$ -	$ -	$ -
2103	627001266	PRE-09720	2020 LOV-North Lovington PVC Phase I	FP-NMG Dist Specific-Replace	380.0	$ -	$ -	$ -	$ -	$ -	$ -	$ -	$ -
2104	627001268	PRE-09852	LOV - Marvin Campbel PVC Replacement	FP-NMG Dist Specific-Replace	376.1	$ -	$ -	$ -	$ -	$ -	$ -	$ -	$ -
2105	627001268	PRE-09852	LOV - Marvin Campbel PVC Replacement	FP-NMG Dist Specific-Replace	376.2	$ -	$ -	$ -	$ -	$ -	$ -	$ -	$ -
2106	627001268	PRE-09852	LOV - Marvin Campbel PVC Replacement	FP-NMG Dist Specific-Replace	376.4	$ -	$ -	$ -	$ -	$ -	$ -	$ -	$ -
2107	627001268	PRE-09852	LOV - Marvin Campbel PVC Replacement	FP-NMG Dist Specific-Replace	380.0	$ -	$ -	$ -	$ -	$ -	$ -	$ -	$ -
2108	627001269	PRE-09721	LOV - CO-OP Gin LIne PVC	FP-NMG Dist Specific-Replace	376.1	$ -	$ -	$ -	$ -	$ -	$ -	$ -	$ -
2109	627001269	PRE-09721	LOV - CO-OP Gin LIne PVC	FP-NMG Dist Specific-Replace	376.2	$ -	$ -	$ -	$ -	$ -	$ -	$ -	$ -
2110	627001269	PRE-09721	LOV - CO-OP Gin LIne PVC	FP-NMG Dist Specific-Replace	376.4	$ -	$ -	$ -	$ -	$ -	$ -	$ -	$ -
2111	627001269	PRE-09721	LOV - CO-OP Gin LIne PVC	FP-NMG Dist Specific-Replace	380.0	$ -	$ -	$ -	$ -	$ -	$ -	$ -	$ -
2112	T610001270	TEMP	RSV 2020 SF ML Iris & Idalia BV	FP-NMG Transm Specific-Replace	367.1	$ -	$ -	$ -	$ -	$ -	$ -	$ -	$ -
2113	T610001270	TEMP	RSV 2020 SF ML Iris & Idalia BV	FP-NMG Transm Specific-Replace	368.0	$ -	$ -	$ -	$ -	$ -	$ -	$ -	$ -
2114	T610001270	TEMP	RSV 2020 SF ML Iris & Idalia BV	FP-NMG Transm Specific-Replace	369.0	$ -	$ -	$ -	$ -	$ -	$ -	$ -	$ -
2115	601001271	NCP-14447	S7 Server Implementation	FP-NMG Office Furn & Equip	391.2	$ -	$ -	$ -	$ -	$ -	$ -	$ -	$ -
2116	601001271	NCP-14447	S7 Server Implementation	FP-NMG Office Furn & Equip	397.0	$ -	$ -	$ -	$ -	$ -	$ -	$ -	$ -
2117	601001271	NCP-14447	S7 Server Implementation	FP-NMG Office Furn & Equip	398.0	$ -	$ -	$ -	$ -	$ -	$ -	$ -	$ -
2118	601001272	TEMP	Distribution Statewide UFG Station Improvement	FP-NMG Dist Specifics-New	376.1	$ -	$ -	$ -	$ -	$ -	$ -	$ -	$ -
2119	601001272	TEMP	Distribution Statewide UFG Station Improvement	FP-NMG Dist Specifics-New	376.2	$ -	$ -	$ -	$ -	$ -	$ -	$ -	$ -
2120	601001272	TEMP	Distribution Statewide UFG Station Improvement	FP-NMG Dist Specifics-New	376.4	$ -	$ -	$ -	$ -	$ -	$ -	$ -	$ -
2121	601001273	PRE-07760	Distribution Statewide UFG Station Improvement 2019	FP-NMG Dist Stations-Replace	378.0	$ -	$ -	$ -	$ -	$ -	$ -	$ -	$ -
2122	601001273	PRE-07760	Distribution Statewide UFG Station Improvement 2019	FP-NMG Dist Stations-Replace	385.0	$ -	$ -	$ -	$ -	$ -	$ -	$ -	$ -
2123	601001275	TEMP	Distribution Statewide UFG Station Improvement2021	FP-NMG Dist Stations-Replace	378.0	$ -	$ -	$ -	$ -	$ -	$ -	$ -	$ -
2124	601001275	TEMP	Distribution Statewide UFG Station Improvement2021	FP-NMG Dist Stations-Replace	385.0	$ -	$ -	$ -	$ -	$ -	$ -	$ -	$ -
2125	601001277	TEMP	Distribution Statewide UFG Station Improvement 2023	FP-NMG Dist Stations-Replace	378.0	$ -	$ -	$ -	$ -	$ -	$ -	$ -	$ -
2126	601001277	TEMP	Distribution Statewide UFG Station Improvement 2023	FP-NMG Dist Stations-Replace	385.0	$ -	$ -	$ -	$ -	$ -	$ -	$ -	$ -
2127	601001278	TEMP	Distribution Statewide UFG Station Improvement 2024	FP-NMG Dist Stations-Replace	378.0	$ -	$ -	$ -	$ -	$ -	$ -	$ -	$ -
2128	601001278	TEMP	Distribution Statewide UFG Station Improvement 2024	FP-NMG Dist Stations-Replace	385.0	$ -	$ -	$ -	$ -	$ -	$ -	$ -	$ -
2129	T621001279	NEW-14743	Santa Teresa ML	FP-NMG Transm Specifics-New	367.1	$ -	$ -	$ -	$ -	$ -	$ -	$ -	$ -
2130	T621001279	NEW-14743	Santa Teresa ML	FP-NMG Transm Specifics-New	368.0	$ -	$ -	$ -	$ -	$ -	$ -	$ -	$ -
2131	T621001279	NEW-14743	Santa Teresa ML	FP-NMG Transm Specifics-New	369.0	$ -	$ -	$ -	$ -	$ -	$ -	$ -	$ -

NEW MEXICO GAS COMPANY, INC.

Plant Gross Activity
Base Period - 12 Months Ending March 31, 2023
Future Test Year - 12 Months Ending September 30, 2025

	A	B	C	D	E	U	V	W	X	Y	Z	AA
3	Investment Number	FP Number	Investment Name	FP Type	FERC Account	7/31/2024	8/31/2024	9/30/2024	10/31/2024	11/30/2024	12/31/2024	1/31/2025
2076	680001253	NEW-13304	NW Chama to Tierra Amarilla Line Extension	FP-NMG Dist Specifics-New	376.4	$ -	$ -	$ -	$ -	$ -	$ -	$ -
2077	632001254	PRE-08560	2019 SLC Deming #6 ABS Replacement	FP-NMG Dist Specific-Replace	376.1	$ -	$ -	$ -	$ -	$ -	$ -	$ -
2078	632001254	PRE-08560	2019 SLC Deming #6 ABS Replacement	FP-NMG Dist Specific-Replace	376.2	$ -	$ -	$ -	$ -	$ -	$ -	$ -
2079	632001254	PRE-08560	2019 SLC Deming #6 ABS Replacement	FP-NMG Dist Specific-Replace	376.4	$ -	$ -	$ -	$ -	$ -	$ -	$ -
2080	632001254	PRE-08560	2019 SLC Deming #6 ABS Replacement	FP-NMG Dist Specific-Replace	380.0	$ -	$ -	$ -	$ -	$ -	$ -	$ -
2081	601001255	NCP-14488	2020 Tracking & Traceability	FP-NMG Intangible	303.3	$ -	$ -	$ -	$ -	$ -	$ -	$ -
2082	T624001256	PRE-09322	Lea County Compressor - Move Espejo #4	FP-NMG Transm Specific-Replace	367.1	$ -	$ -	$ -	$ -	$ -	$ -	$ -
2083	T624001256	PRE-09322	Lea County Compressor - Move Espejo #4	FP-NMG Transm Specific-Replace	368.0	$ -	$ -	$ -	$ -	$ -	$ -	$ -
2084	T624001256	PRE-09322	Lea County Compressor - Move Espejo #4	FP-NMG Transm Specific-Replace	369.0	$ -	$ -	$ -	$ -	$ -	$ -	$ -
2085	601001257	TEMP	Distribution Blankets New- Negative Wedge for Optimization	FP-NMG Dist Mains-New	376.2	$ -	$ -	$ -	$ -	$ -	$ -	$ -
2086	601001258	NEW-14106	NMGC Facility Solar Installations	FP-NMG Land_Structures&Improven	390.0	$ -	$ -	$ -	$ -	$ -	$ -	$ -
2087	601001259	TEMP	System-wide Methane Detectors	FP-NMG Tools, Shop & Garage Equip	394.0	$ -	$ -	$ -	$ -	$ -	$ -	$ -
2088	601001260	PRE-09102	System-wide Grade Three Leak Repairs - Distribution	FP-NMG Dist Mains-Replace	376.1	$ -	$ -	$ -	$ -	$ -	$ -	$ -
2089	601001260	PRE-09102	System-wide Grade Three Leak Repairs - Distribution	FP-NMG Dist Mains-Replace	376.2	$ -	$ -	$ -	$ -	$ -	$ -	$ -
2090	601001260	PRE-09102	System-wide Grade Three Leak Repairs - Distribution	FP-NMG Dist Mains-Replace	376.4	$ -	$ -	$ -	$ -	$ -	$ -	$ -
2091	601001260	PRE-09102	System-wide Grade Three Leak Repairs - Distribution	FP-NMG Dist Mains-Replace	380.0	$ -	$ -	$ -	$ -	$ -	$ -	$ -
2092	601001261	TEMP	System-wide TC Meter Program	FP-NMG Dist Residential Mtr-New	381.0	$ -	$ -	$ -	$ -	$ -	$ -	$ -
2093	601001261	TEMP	System-wide TC Meter Program	FP-NMG Dist Residential Mtr-New	381.1	$ -	$ -	$ -	$ -	$ -	$ -	$ -
2094	620001262	NEW-11290	ART - AMR Installation (use this)	FP-NMG Dist Residential Mtr-New	381.0	$ -	$ -	$ -	$ -	$ -	$ -	$ -
2095	620001262	NEW-11290	ART - AMR Installation (use this)	FP-NMG Dist Residential Mtr-New	381.1	$ -	$ -	$ -	$ -	$ -	$ -	$ -
2096	624001263	NEW-14083	Beker-Carlsbad East BS Distribution Regulator Run	FP-NMG Dist Specifics-New	376.1	$ -	$ -	$ -	$ -	$ -	$ -	$ -
2097	624001263	NEW-14083	Beker-Carlsbad East BS Distribution Regulator Run	FP-NMG Dist Specifics-New	376.2	$ -	$ -	$ -	$ -	$ -	$ -	$ -
2098	624001263	NEW-14083	Beker-Carlsbad East BS Distribution Regulator Run	FP-NMG Dist Specifics-New	376.4	$ -	$ -	$ -	$ -	$ -	$ -	$ -
2099	601001264	TEMP	MAOP Software Pilot Project	FP-NMG Intangible	303.3	$ -	$ -	$ -	$ -	$ -	$ -	$ -
2100	627001266	PRE-09720	2020 LOV-North Lovington PVC Phase I	FP-NMG Dist Specific-Replace	376.1	$ -	$ -	$ -	$ -	$ -	$ -	$ -
2101	627001266	PRE-09720	2020 LOV-North Lovington PVC Phase I	FP-NMG Dist Specific-Replace	376.2	$ -	$ -	$ -	$ -	$ -	$ -	$ -
2102	627001266	PRE-09720	2020 LOV-North Lovington PVC Phase I	FP-NMG Dist Specific-Replace	376.4	$ -	$ -	$ -	$ -	$ -	$ -	$ -
2103	627001266	PRE-09720	2020 LOV-North Lovington PVC Phase I	FP-NMG Dist Specific-Replace	380.0	$ -	$ -	$ -	$ -	$ -	$ -	$ -
2104	627001268	PRE-09852	LOV - Marvin Campbel PVC Replacement	FP-NMG Dist Specific-Replace	376.1	$ -	$ -	$ -	$ -	$ -	$ -	$ -
2105	627001268	PRE-09852	LOV - Marvin Campbel PVC Replacement	FP-NMG Dist Specific-Replace	376.2	$ -	$ -	$ -	$ -	$ -	$ -	$ -
2106	627001268	PRE-09852	LOV - Marvin Campbel PVC Replacement	FP-NMG Dist Specific-Replace	376.4	$ -	$ -	$ -	$ -	$ -	$ -	$ -
2107	627001268	PRE-09852	LOV - Marvin Campbel PVC Replacement	FP-NMG Dist Specific-Replace	380.0	$ -	$ -	$ -	$ -	$ -	$ -	$ -
2108	627001269	PRE-09721	LOV - CO-OP Gin LIne PVC	FP-NMG Dist Specific-Replace	376.1	$ -	$ -	$ -	$ -	$ -	$ -	$ -
2109	627001269	PRE-09721	LOV - CO-OP Gin LIne PVC	FP-NMG Dist Specific-Replace	376.2	$ -	$ -	$ -	$ -	$ -	$ -	$ -
2110	627001269	PRE-09721	LOV - CO-OP Gin LIne PVC	FP-NMG Dist Specific-Replace	376.4	$ -	$ -	$ -	$ -	$ -	$ -	$ -
2111	627001269	PRE-09721	LOV - CO-OP Gin LIne PVC	FP-NMG Dist Specific-Replace	380.0	$ -	$ -	$ -	$ -	$ -	$ -	$ -
2112	T610001270	TEMP	RSV 2020 SF ML Iris & Idalia BV	FP-NMG Transm Specific-Replace	367.1	$ -	$ -	$ -	$ -	$ -	$ -	$ -
2113	T610001270	TEMP	RSV 2020 SF ML Iris & Idalia BV	FP-NMG Transm Specific-Replace	368.0	$ -	$ -	$ -	$ -	$ -	$ -	$ -
2114	T610001270	TEMP	RSV 2020 SF ML Iris & Idalia BV	FP-NMG Transm Specific-Replace	369.0	$ -	$ -	$ -	$ -	$ -	$ -	$ -
2115	601001271	NCP-14447	S7 Server Implementation	FP-NMG Office Furn & Equip	391.2	$ -	$ -	$ -	$ -	$ -	$ -	$ -
2116	601001271	NCP-14447	S7 Server Implementation	FP-NMG Office Furn & Equip	397.0	$ -	$ -	$ -	$ -	$ -	$ -	$ -
2117	601001271	NCP-14447	S7 Server Implementation	FP-NMG Office Furn & Equip	398.0	$ -	$ -	$ -	$ -	$ -	$ -	$ -
2118	601001272	TEMP	Distribution Statewide UFG Station Improvement	FP-NMG Dist Specifics-New	376.1	$ -	$ -	$ -	$ -	$ -	$ -	$ -
2119	601001272	TEMP	Distribution Statewide UFG Station Improvement	FP-NMG Dist Specifics-New	376.2	$ -	$ -	$ -	$ -	$ -	$ -	$ -
2120	601001272	TEMP	Distribution Statewide UFG Station Improvement	FP-NMG Dist Specifics-New	376.4	$ -	$ -	$ -	$ -	$ -	$ -	$ -
2121	601001273	PRE-07760	Distribution Statewide UFG Station Improvement 2019	FP-NMG Dist Stations-Replace	378.0	$ -	$ -	$ -	$ -	$ -	$ -	$ -
2122	601001273	PRE-07760	Distribution Statewide UFG Station Improvement 2019	FP-NMG Dist Stations-Replace	385.0	$ -	$ -	$ -	$ -	$ -	$ -	$ -
2123	601001275	TEMP	Distribution Statewide UFG Station Improvement2021	FP-NMG Dist Stations-Replace	378.0	$ -	$ -	$ -	$ -	$ -	$ -	$ -
2124	601001275	TEMP	Distribution Statewide UFG Station Improvement2021	FP-NMG Dist Stations-Replace	385.0	$ -	$ -	$ -	$ -	$ -	$ -	$ -
2125	601001277	TEMP	Distribution Statewide UFG Station Improvement 2023	FP-NMG Dist Stations-Replace	378.0	$ -	$ -	$ -	$ -	$ -	$ -	$ -
2126	601001277	TEMP	Distribution Statewide UFG Station Improvement 2023	FP-NMG Dist Stations-Replace	385.0	$ -	$ -	$ -	$ -	$ -	$ -	$ -
2127	601001278	TEMP	Distribution Statewide UFG Station Improvement 2024	FP-NMG Dist Stations-Replace	378.0	$ -	$ -	$ -	$ -	$ -	$ -	$ -
2128	601001278	TEMP	Distribution Statewide UFG Station Improvement 2024	FP-NMG Dist Stations-Replace	385.0	$ -	$ -	$ -	$ -	$ -	$ -	$ -
2129	T621001279	NEW-14743	Santa Teresa ML	FP-NMG Transm Specifics-New	367.1	$ -	$ -	$ -	$ -	$ -	$ -	$ -
2130	T621001279	NEW-14743	Santa Teresa ML	FP-NMG Transm Specifics-New	368.0	$ -	$ -	$ -	$ -	$ -	$ -	$ -
2131	T621001279	NEW-14743	Santa Teresa ML	FP-NMG Transm Specifics-New	369.0	$ -	$ -	$ -	$ -	$ -	$ -	$ -

NEW MEXICO GAS COMPANY, INC.

Plant Gross Activity
Base Period - 12 Months Ending March 31, 2023
Future Test Year - 12 Months Ending September 30, 2025

	A	B	C	D	E	AB	AC	AD	AE	AF	AG	AH	AI
3	Investment Number	FP Number	Investment Name	FP Type	FERC Account	2/28/2025	3/31/2025	4/30/2025	5/31/2025	6/30/2025	7/31/2025	8/31/2025	9/30/2025
2076	680001253	NEW-13304	NW Chama to Tierra Amarilla Line Extension	FP-NMG Dist Specifics-New	376.4	$ -	$ -	$ -	$ -	$ -	$ -	$ -	$ -
2077	632001254	PRE-08560	2019 SLC Deming #6 ABS Replacement	FP-NMG Dist Specific-Replace	376.1	$ -	$ -	$ -	$ -	$ -	$ -	$ -	$ -
2078	632001254	PRE-08560	2019 SLC Deming #6 ABS Replacement	FP-NMG Dist Specific-Replace	376.2	$ -	$ -	$ -	$ -	$ -	$ -	$ -	$ -
2079	632001254	PRE-08560	2019 SLC Deming #6 ABS Replacement	FP-NMG Dist Specific-Replace	376.4	$ -	$ -	$ -	$ -	$ -	$ -	$ -	$ -
2080	632001254	PRE-08560	2019 SLC Deming #6 ABS Replacement	FP-NMG Dist Specific-Replace	380.0	$ -	$ -	$ -	$ -	$ -	$ -	$ -	$ -
2081	601001255	NCP-14488	2020 Tracking & Traceability	FP-NMG Intangible	303.3	$ -	$ -	$ -	$ -	$ -	$ -	$ -	$ -
2082	T624001256	PRE-09322	Lea County Compressor - Move Espejo #4	FP-NMG Transm Specific-Replace	367.1	$ -	$ -	$ -	$ -	$ -	$ -	$ -	$ -
2083	T624001256	PRE-09322	Lea County Compressor - Move Espejo #4	FP-NMG Transm Specific-Replace	368.0	$ -	$ -	$ -	$ -	$ -	$ -	$ -	$ -
2084	T624001256	PRE-09322	Lea County Compressor - Move Espejo #4	FP-NMG Transm Specific-Replace	369.0	$ -	$ -	$ -	$ -	$ -	$ -	$ -	$ -
2085	601001257	TEMP	Distribution Blankets New- Negative Wedge for Optimization	FP-NMG Dist Mains-New	376.2	$ -	$ -	$ -	$ -	$ -	$ -	$ -	$ -
2086	601001258	NEW-14106	NMGC Facility Solar Installations	FP-NMG Land_Structures&Improven	390.0	$ -	$ -	$ -	$ -	$ -	$ -	$ -	$ -
2087	601001259	TEMP	System-wide Methane Detectors	FP-NMG Tools, Shop & Garage Equip	394.0	$ -	$ -	$ -	$ -	$ -	$ -	$ -	$ -
2088	601001260	PRE-09102	System-wide Grade Three Leak Repairs - Distribution	FP-NMG Dist Mains-Replace	376.1	$ -	$ -	$ -	$ -	$ -	$ -	$ -	$ -
2089	601001260	PRE-09102	System-wide Grade Three Leak Repairs - Distribution	FP-NMG Dist Mains-Replace	376.2	$ -	$ -	$ -	$ -	$ -	$ -	$ -	$ -
2090	601001260	PRE-09102	System-wide Grade Three Leak Repairs - Distribution	FP-NMG Dist Mains-Replace	376.4	$ -	$ -	$ -	$ -	$ -	$ -	$ -	$ -
2091	601001260	PRE-09102	System-wide Grade Three Leak Repairs - Distribution	FP-NMG Dist Mains-Replace	380.0	$ -	$ -	$ -	$ -	$ -	$ -	$ -	$ -
2092	601001261	TEMP	System-wide TC Meter Program	FP-NMG Dist Residential Mtr-New	381.0	$ -	$ -	$ -	$ -	$ -	$ -	$ -	$ -
2093	601001261	TEMP	System-wide TC Meter Program	FP-NMG Dist Residential Mtr-New	381.1	$ -	$ -	$ -	$ -	$ -	$ -	$ -	$ -
2094	620001262	NEW-11290	ART - AMR Installation (use this)	FP-NMG Dist Residential Mtr-New	381.0	$ -	$ -	$ -	$ -	$ -	$ -	$ -	$ -
2095	620001262	NEW-11290	ART - AMR Installation (use this)	FP-NMG Dist Residential Mtr-New	381.1	$ -	$ -	$ -	$ -	$ -	$ -	$ -	$ -
2096	624001263	NEW-14083	Beker-Carlsbad East BS Distribution Regulator Run	FP-NMG Dist Specifics-New	376.1	$ -	$ -	$ -	$ -	$ -	$ -	$ -	$ -
2097	624001263	NEW-14083	Beker-Carlsbad East BS Distribution Regulator Run	FP-NMG Dist Specifics-New	376.2	$ -	$ -	$ -	$ -	$ -	$ -	$ -	$ -
2098	624001263	NEW-14083	Beker-Carlsbad East BS Distribution Regulator Run	FP-NMG Dist Specifics-New	376.4	$ -	$ -	$ -	$ -	$ -	$ -	$ -	$ -
2099	601001264	TEMP	MAOP Software Pilot Project	FP-NMG Intangible	303.3	$ -	$ -	$ -	$ -	$ -	$ -	$ -	$ -
2100	627001266	PRE-09720	2020 LOV-North Lovington PVC Phase I	FP-NMG Dist Specific-Replace	376.1	$ -	$ -	$ -	$ -	$ -	$ -	$ -	$ -
2101	627001266	PRE-09720	2020 LOV-North Lovington PVC Phase I	FP-NMG Dist Specific-Replace	376.2	$ -	$ -	$ -	$ -	$ -	$ -	$ -	$ -
2102	627001266	PRE-09720	2020 LOV-North Lovington PVC Phase I	FP-NMG Dist Specific-Replace	376.4	$ -	$ -	$ -	$ -	$ -	$ -	$ -	$ -
2103	627001266	PRE-09720	2020 LOV-North Lovington PVC Phase I	FP-NMG Dist Specific-Replace	380.0	$ -	$ -	$ -	$ -	$ -	$ -	$ -	$ -
2104	627001268	PRE-09852	LOV - Marvin Campbel PVC Replacement	FP-NMG Dist Specific-Replace	376.1	$ -	$ -	$ -	$ -	$ -	$ -	$ -	$ -
2105	627001268	PRE-09852	LOV - Marvin Campbel PVC Replacement	FP-NMG Dist Specific-Replace	376.2	$ -	$ -	$ -	$ -	$ -	$ -	$ -	$ -
2106	627001268	PRE-09852	LOV - Marvin Campbel PVC Replacement	FP-NMG Dist Specific-Replace	376.4	$ -	$ -	$ -	$ -	$ -	$ -	$ -	$ -
2107	627001268	PRE-09852	LOV - Marvin Campbel PVC Replacement	FP-NMG Dist Specific-Replace	380.0	$ -	$ -	$ -	$ -	$ -	$ -	$ -	$ -
2108	627001269	PRE-09721	LOV - CO-OP Gin LIne PVC	FP-NMG Dist Specific-Replace	376.1	$ -	$ -	$ -	$ -	$ -	$ -	$ -	$ -
2109	627001269	PRE-09721	LOV - CO-OP Gin LIne PVC	FP-NMG Dist Specific-Replace	376.2	$ -	$ -	$ -	$ -	$ -	$ -	$ -	$ -
2110	627001269	PRE-09721	LOV - CO-OP Gin LIne PVC	FP-NMG Dist Specific-Replace	376.4	$ -	$ -	$ -	$ -	$ -	$ -	$ -	$ -
2111	627001269	PRE-09721	LOV - CO-OP Gin LIne PVC	FP-NMG Dist Specific-Replace	380.0	$ -	$ -	$ -	$ -	$ -	$ -	$ -	$ -
2112	T610001270	TEMP	RSV 2020 SF ML Iris & Idalia BV	FP-NMG Transm Specific-Replace	367.1	$ -	$ -	$ -	$ -	$ -	$ -	$ -	$ -
2113	T610001270	TEMP	RSV 2020 SF ML Iris & Idalia BV	FP-NMG Transm Specific-Replace	368.0	$ -	$ -	$ -	$ -	$ -	$ -	$ -	$ -
2114	T610001270	TEMP	RSV 2020 SF ML Iris & Idalia BV	FP-NMG Transm Specific-Replace	369.0	$ -	$ -	$ -	$ -	$ -	$ -	$ -	$ -
2115	601001271	NCP-14447	S7 Server Implementation	FP-NMG Office Furn & Equip	391.2	$ -	$ -	$ -	$ -	$ -	$ -	$ -	$ -
2116	601001271	NCP-14447	S7 Server Implementation	FP-NMG Office Furn & Equip	397.0	$ -	$ -	$ -	$ -	$ -	$ -	$ -	$ -
2117	601001271	NCP-14447	S7 Server Implementation	FP-NMG Office Furn & Equip	398.0	$ -	$ -	$ -	$ -	$ -	$ -	$ -	$ -
2118	601001272	TEMP	Distribution Statewide UFG Station Improvement	FP-NMG Dist Specifics-New	376.1	$ -	$ -	$ -	$ -	$ -	$ -	$ -	$ -
2119	601001272	TEMP	Distribution Statewide UFG Station Improvement	FP-NMG Dist Specifics-New	376.2	$ -	$ -	$ -	$ -	$ -	$ -	$ -	$ -
2120	601001272	TEMP	Distribution Statewide UFG Station Improvement	FP-NMG Dist Specifics-New	376.4	$ -	$ -	$ -	$ -	$ -	$ -	$ -	$ -
2121	601001273	PRE-07760	Distribution Statewide UFG Station Improvement 2019	FP-NMG Dist Stations-Replace	378.0	$ -	$ -	$ -	$ -	$ -	$ -	$ -	$ -
2122	601001273	PRE-07760	Distribution Statewide UFG Station Improvement 2019	FP-NMG Dist Stations-Replace	385.0	$ -	$ -	$ -	$ -	$ -	$ -	$ -	$ -
2123	601001275	TEMP	Distribution Statewide UFG Station Improvement2021	FP-NMG Dist Stations-Replace	378.0	$ -	$ -	$ -	$ -	$ -	$ -	$ -	$ -
2124	601001275	TEMP	Distribution Statewide UFG Station Improvement2021	FP-NMG Dist Stations-Replace	385.0	$ -	$ -	$ -	$ -	$ -	$ -	$ -	$ -
2125	601001277	TEMP	Distribution Statewide UFG Station Improvement 2023	FP-NMG Dist Stations-Replace	378.0	$ -	$ -	$ -	$ -	$ -	$ -	$ -	$ -
2126	601001277	TEMP	Distribution Statewide UFG Station Improvement 2023	FP-NMG Dist Stations-Replace	385.0	$ -	$ -	$ -	$ -	$ -	$ -	$ -	$ -
2127	601001278	TEMP	Distribution Statewide UFG Station Improvement 2024	FP-NMG Dist Stations-Replace	378.0	$ -	$ -	$ -	$ -	$ -	$ -	$ -	$ -
2128	601001278	TEMP	Distribution Statewide UFG Station Improvement 2024	FP-NMG Dist Stations-Replace	385.0	$ -	$ -	$ -	$ -	$ -	$ -	$ -	$ -
2129	T621001279	NEW-14743	Santa Teresa ML	FP-NMG Transm Specifics-New	367.1	$ -	$ -	$ -	$ -	$ -	$ -	$ -	$ -
2130	T621001279	NEW-14743	Santa Teresa ML	FP-NMG Transm Specifics-New	368.0	$ -	$ -	$ -	$ -	$ -	$ -	$ -	$ -
2131	T621001279	NEW-14743	Santa Teresa ML	FP-NMG Transm Specifics-New	369.0	$ -	$ -	$ -	$ -	$ -	$ -	$ -	$ -

NEW MEXICO GAS COMPANY, INC.

Plant Gross Activity
Base Period - 12 Months Ending March 31, 2023
Future Test Year - 12 Months Ending September 30, 2025

	A	B	C	D	E	F	G	H	I	J	K	L
3	Investment Number	FP Number	Investment Name	FP Type	FERC Account	4/30/2023	5/31/2023	6/30/2023	7/31/2023	8/31/2023	9/30/2023	10/31/2023
2132	T660001280	PRE-09049	ILI Cutouts: Los Alamos East ML #1 and # 2 (Totavi to Caja)	FP-NMG Transm Mains-Replace	367.1	$ -	$ -	$ -	$ -	$ -	$ -	$ -
2133	T680001281	TEMP	ILI Cutouts - Gallup ML	FP-NMG Transm Specific-Replace	367.1	$ -	$ -	$ -	$ -	$ -	$ -	$ -
2134	T680001281	TEMP	ILI Cutouts - Gallup ML	FP-NMG Transm Specific-Replace	368.0	$ -	$ -	$ -	$ -	$ -	$ -	$ -
2135	T680001281	TEMP	ILI Cutouts - Gallup ML	FP-NMG Transm Specific-Replace	369.0	$ -	$ -	$ -	$ -	$ -	$ -	$ -
2136	T610001282	PRE-09521	2020 RSV - SF ML (metro) 12 mi BV	FP-NMG Transm Specific-Replace	367.1	$ -	$ -	$ -	$ -	$ -	$ -	$ -
2137	T610001282	PRE-09521	2020 RSV - SF ML (metro) 12 mi BV	FP-NMG Transm Specific-Replace	368.0	$ -	$ -	$ -	$ -	$ -	$ -	$ -
2138	T610001282	PRE-09521	2020 RSV - SF ML (metro) 12 mi BV	FP-NMG Transm Specific-Replace	369.0	$ -	$ -	$ -	$ -	$ -	$ -	$ -
2139	T610001283	PRE-09520	2020 RSV - SF ML (metro) Placitas BV	FP-NMG Transm Specific-Replace	367.1	$ -	$ -	$ -	$ -	$ -	$ -	$ -
2140	T610001283	PRE-09520	2020 RSV - SF ML (metro) Placitas BV	FP-NMG Transm Specific-Replace	368.0	$ -	$ -	$ -	$ -	$ -	$ -	$ -
2141	T610001283	PRE-09520	2020 RSV - SF ML (metro) Placitas BV	FP-NMG Transm Specific-Replace	369.0	$ -	$ -	$ -	$ -	$ -	$ -	$ -
2142	T610001284	PRE-09500	2020 RSV - SF ML (metro) Iris and Idalia BV	FP-NMG Transm Specific-Replace	367.1	$ -	$ -	$ -	$ -	$ -	$ -	$ -
2143	T610001284	PRE-09500	2020 RSV - SF ML (metro) Iris and Idalia BV	FP-NMG Transm Specific-Replace	368.0	$ -	$ -	$ -	$ -	$ -	$ -	$ -
2144	T610001284	PRE-09500	2020 RSV - SF ML (metro) Iris and Idalia BV	FP-NMG Transm Specific-Replace	369.0	$ -	$ -	$ -	$ -	$ -	$ -	$ -
2145	T624001285	PRE-09523	2020 RSV - Roswell ML - Hobson & Old Dexter	FP-NMG Transm Specific-Replace	367.1	$ -	$ -	$ -	$ -	$ -	$ -	$ -
2146	T624001285	PRE-09523	2020 RSV - Roswell ML - Hobson & Old Dexter	FP-NMG Transm Specific-Replace	368.0	$ -	$ -	$ -	$ -	$ -	$ -	$ -
2147	T624001285	PRE-09523	2020 RSV - Roswell ML - Hobson & Old Dexter	FP-NMG Transm Specific-Replace	369.0	$ -	$ -	$ -	$ -	$ -	$ -	$ -
2148	T624001286	PRE-09522	2020 RSV - Roswell ML - RIA BV	FP-NMG Transm Specific-Replace	367.1	$ -	$ -	$ -	$ -	$ -	$ -	$ -
2149	T624001286	PRE-09522	2020 RSV - Roswell ML - RIA BV	FP-NMG Transm Specific-Replace	368.0	$ -	$ -	$ -	$ -	$ -	$ -	$ -
2150	T624001286	PRE-09522	2020 RSV - Roswell ML - RIA BV	FP-NMG Transm Specific-Replace	369.0	$ -	$ -	$ -	$ -	$ -	$ -	$ -
2151	T621001287	TEMP	RSV - Alamogordo ML -BV3	FP-NMG Transm Specific-Replace	367.1	$ -	$ -	$ -	$ -	$ -	$ -	$ -
2152	T621001287	TEMP	RSV - Alamogordo ML -BV3	FP-NMG Transm Specific-Replace	368.0	$ -	$ -	$ -	$ -	$ -	$ -	$ -
2153	T621001287	TEMP	RSV - Alamogordo ML -BV3	FP-NMG Transm Specific-Replace	369.0	$ -	$ -	$ -	$ -	$ -	$ -	$ -
2154	T621001288	TEMP	RSV - Alamo-Holloman ML - Alamogordo BS BV	FP-NMG Transm Specific-Replace	367.1	$ -	$ -	$ -	$ -	$ -	$ -	$ -
2155	T621001288	TEMP	RSV - Alamo-Holloman ML - Alamogordo BS BV	FP-NMG Transm Specific-Replace	368.0	$ -	$ -	$ -	$ -	$ -	$ -	$ -
2156	T621001288	TEMP	RSV - Alamo-Holloman ML - Alamogordo BS BV	FP-NMG Transm Specific-Replace	369.0	$ -	$ -	$ -	$ -	$ -	$ -	$ -
2157	T610001289	PRE-09780	RSV - Alameda ML - West Side Hospital (old St. Joseph's) BV Setting	FP-NMG Transm Specific-Replace	367.1	$ -	$ -	$ -	$ -	$ -	$ -	$ -
2158	T610001289	PRE-09780	RSV - Alameda ML - West Side Hospital (old St. Joseph's) BV Setting	FP-NMG Transm Specific-Replace	368.0	$ -	$ -	$ -	$ -	$ -	$ -	$ -
2159	T610001289	PRE-09780	RSV - Alameda ML - West Side Hospital (old St. Joseph's) BV Setting	FP-NMG Transm Specific-Replace	369.0	$ -	$ -	$ -	$ -	$ -	$ -	$ -
2160	T610001290	TEMP	RSV - Alameda ML - Alameda BS	FP-NMG Transm Specific-Replace	367.1	$ -	$ -	$ -	$ -	$ -	$ -	$ -
2161	T610001290	TEMP	RSV - Alameda ML - Alameda BS	FP-NMG Transm Specific-Replace	368.0	$ -	$ -	$ -	$ -	$ -	$ -	$ -
2162	T610001290	TEMP	RSV - Alameda ML - Alameda BS	FP-NMG Transm Specific-Replace	369.0	$ -	$ -	$ -	$ -	$ -	$ -	$ -
2163	T610001291	TEMP	RSV - Atrisco ML - Malpais BV	FP-NMG Transm Specific-Replace	367.1	$ -	$ -	$ -	$ -	$ -	$ -	$ -
2164	T610001291	TEMP	RSV - Atrisco ML - Malpais BV	FP-NMG Transm Specific-Replace	368.0	$ -	$ -	$ -	$ -	$ -	$ -	$ -
2165	T610001291	TEMP	RSV - Atrisco ML - Malpais BV	FP-NMG Transm Specific-Replace	369.0	$ -	$ -	$ -	$ -	$ -	$ -	$ -
2166	T610001292	PRE-10142	RSV - Atrisco ML - Atrisco BS	FP-NMG Transm Specific-Replace	367.1	$ -	$ -	$ -	$ 37,744	$ -	$ -	$ -
2167	T610001292	PRE-10142	RSV - Atrisco ML - Atrisco BS	FP-NMG Transm Specific-Replace	368.0	$ -	$ -	$ -	$ 5,392	$ -	$ -	$ -
2168	T610001292	PRE-10142	RSV - Atrisco ML - Atrisco BS	FP-NMG Transm Specific-Replace	369.0	$ -	$ -	$ -	$ 10,784	$ -	$ -	$ -
2169	T610001293	PRE-09924	RSV - Atrisco ML - i40 Block Valves	FP-NMG Transm Specific-Replace	367.1	$ -	$ -	$ -	$ -	$ -	$ -	$ -
2170	T610001293	PRE-09924	RSV - Atrisco ML - i40 Block Valves	FP-NMG Transm Specific-Replace	368.0	$ -	$ -	$ -	$ -	$ -	$ -	$ -
2171	T610001293	PRE-09924	RSV - Atrisco ML - i40 Block Valves	FP-NMG Transm Specific-Replace	369.0	$ -	$ -	$ -	$ -	$ -	$ -	$ -
2172	T610001294	PRE-09781	RSV - Tennyson ML - Tennyson BS	FP-NMG Transm Specific-Replace	367.1	$ -	$ -	$ -	$ -	$ -	$ -	$ -
2173	T610001294	PRE-09781	RSV - Tennyson ML - Tennyson BS	FP-NMG Transm Specific-Replace	368.0	$ -	$ -	$ -	$ -	$ -	$ -	$ -
2174	T610001294	PRE-09781	RSV - Tennyson ML - Tennyson BS	FP-NMG Transm Specific-Replace	369.0	$ -	$ -	$ -	$ -	$ -	$ -	$ -
2175	T680001295	PRE-10003	RSV - Crouch Mesa ML - Crouch Mesa mid-valve	FP-NMG Transm Specific-Replace	367.1	$ -	$ -	$ -	$ -	$ -	$ -	$ -
2176	T680001295	PRE-10003	RSV - Crouch Mesa ML - Crouch Mesa mid-valve	FP-NMG Transm Specific-Replace	368.0	$ -	$ -	$ -	$ -	$ -	$ -	$ -
2177	T680001295	PRE-10003	RSV - Crouch Mesa ML - Crouch Mesa mid-valve	FP-NMG Transm Specific-Replace	369.0	$ -	$ -	$ -	$ -	$ -	$ -	$ -
2178	T680001296	TEMP	RSV: Farmington ML - Bluffview PP BV	FP-NMG Transm Specific-Replace	367.1	$ -	$ -	$ -	$ -	$ -	$ -	$ -
2179	T680001296	TEMP	RSV: Farmington ML - Bluffview PP BV	FP-NMG Transm Specific-Replace	368.0	$ -	$ -	$ -	$ -	$ -	$ -	$ -
2180	T680001296	TEMP	RSV: Farmington ML - Bluffview PP BV	FP-NMG Transm Specific-Replace	369.0	$ -	$ -	$ -	$ -	$ -	$ -	$ -
2181	T660001297	TEMP	RSV: Taos ML - Buffalo BV	FP-NMG Transm Specific-Replace	367.1	$ -	$ -	$ -	$ -	$ -	$ -	$ -
2182	T660001297	TEMP	RSV: Taos ML - Buffalo BV	FP-NMG Transm Specific-Replace	368.0	$ -	$ -	$ -	$ -	$ -	$ -	$ -
2183	T660001297	TEMP	RSV: Taos ML - Buffalo BV	FP-NMG Transm Specific-Replace	369.0	$ -	$ -	$ -	$ -	$ -	$ -	$ -
2184	T660001298	TEMP	RSV: Taos ML - Taos BV Setting No.9	FP-NMG Transm Specific-Replace	367.1	$ -	$ -	$ -	$ -	$ -	$ -	$ -
2185	T660001298	TEMP	RSV: Taos ML - Taos BV Setting No.9	FP-NMG Transm Specific-Replace	368.0	$ -	$ -	$ -	$ -	$ -	$ -	$ -
2186	T660001298	TEMP	RSV: Taos ML - Taos BV Setting No.9	FP-NMG Transm Specific-Replace	369.0	$ -	$ -	$ -	$ -	$ -	$ -	$ -
2187	T610001299	PRE-09481	2020 RSV - Tennyson ML - Tennyson Take-off	FP-NMG Transm Specific-Replace	367.1	$ -	$ -	$ -	$ -	$ -	$ -	$ -

NEW MEXICO GAS COMPANY, INC.

Plant Gross Activity
Base Period - 12 Months Ending March 31, 2023
Future Test Year - 12 Months Ending September 30, 2025

	A	B	C	D	E	M	N	O	P	Q	R	S	T
3	Investment Number	FP Number	Investment Name	FP Type	FERC Account	11/30/2023	12/31/2023	1/31/2024	2/29/2024	3/31/2024	4/30/2024	5/31/2024	6/30/2024
2132	T660001280	PRE-09049	ILI Cutouts: Los Alamos East ML #1 and # 2 (Totavi to Caja)	FP-NMG Transm Mains-Replace	367.1	$ -	$ -	$ -	$ -	$ -	$ -	$ -	$ -
2133	T680001281	TEMP	ILI Cutouts - Gallup ML	FP-NMG Transm Specific-Replace	367.1	$ -	$ -	$ -	$ -	$ -	$ -	$ -	$ -
2134	T680001281	TEMP	ILI Cutouts - Gallup ML	FP-NMG Transm Specific-Replace	368.0	$ -	$ -	$ -	$ -	$ -	$ -	$ -	$ -
2135	T680001281	TEMP	ILI Cutouts - Gallup ML	FP-NMG Transm Specific-Replace	369.0	$ -	$ -	$ -	$ -	$ -	$ -	$ -	$ -
2136	T610001282	PRE-09521	2020 RSV - SF ML (metro) 12 mi BV	FP-NMG Transm Specific-Replace	367.1	$ -	$ -	$ -	$ -	$ -	$ -	$ -	$ -
2137	T610001282	PRE-09521	2020 RSV - SF ML (metro) 12 mi BV	FP-NMG Transm Specific-Replace	368.0	$ -	$ -	$ -	$ -	$ -	$ -	$ -	$ -
2138	T610001282	PRE-09521	2020 RSV - SF ML (metro) 12 mi BV	FP-NMG Transm Specific-Replace	369.0	$ -	$ -	$ -	$ -	$ -	$ -	$ -	$ -
2139	T610001283	PRE-09520	2020 RSV - SF ML (metro) Placitas BV	FP-NMG Transm Specific-Replace	367.1	$ -	$ -	$ -	$ -	$ -	$ -	$ -	$ -
2140	T610001283	PRE-09520	2020 RSV - SF ML (metro) Placitas BV	FP-NMG Transm Specific-Replace	368.0	$ -	$ -	$ -	$ -	$ -	$ -	$ -	$ -
2141	T610001283	PRE-09520	2020 RSV - SF ML (metro) Placitas BV	FP-NMG Transm Specific-Replace	369.0	$ -	$ -	$ -	$ -	$ -	$ -	$ -	$ -
2142	T610001284	PRE-09500	2020 RSV - SF ML (metro) Iris and Idalia BV	FP-NMG Transm Specific-Replace	367.1	$ -	$ -	$ -	$ -	$ -	$ -	$ -	$ -
2143	T610001284	PRE-09500	2020 RSV - SF ML (metro) Iris and Idalia BV	FP-NMG Transm Specific-Replace	368.0	$ -	$ -	$ -	$ -	$ -	$ -	$ -	$ -
2144	T610001284	PRE-09500	2020 RSV - SF ML (metro) Iris and Idalia BV	FP-NMG Transm Specific-Replace	369.0	$ -	$ -	$ -	$ -	$ -	$ -	$ -	$ -
2145	T624001285	PRE-09523	2020 RSV - Roswell ML - Hobson & Old Dexter	FP-NMG Transm Specific-Replace	367.1	$ -	$ -	$ -	$ -	$ -	$ -	$ -	$ -
2146	T624001285	PRE-09523	2020 RSV - Roswell ML - Hobson & Old Dexter	FP-NMG Transm Specific-Replace	368.0	$ -	$ -	$ -	$ -	$ -	$ -	$ -	$ -
2147	T624001285	PRE-09523	2020 RSV - Roswell ML - Hobson & Old Dexter	FP-NMG Transm Specific-Replace	369.0	$ -	$ -	$ -	$ -	$ -	$ -	$ -	$ -
2148	T624001286	PRE-09522	2020 RSV - Roswell ML - RIA BV	FP-NMG Transm Specific-Replace	367.1	$ -	$ -	$ -	$ -	$ -	$ -	$ -	$ -
2149	T624001286	PRE-09522	2020 RSV - Roswell ML - RIA BV	FP-NMG Transm Specific-Replace	368.0	$ -	$ -	$ -	$ -	$ -	$ -	$ -	$ -
2150	T624001286	PRE-09522	2020 RSV - Roswell ML - RIA BV	FP-NMG Transm Specific-Replace	369.0	$ -	$ -	$ -	$ -	$ -	$ -	$ -	$ -
2151	T621001287	TEMP	RSV - Alamogordo ML -BV3	FP-NMG Transm Specific-Replace	367.1	$ -	$ -	$ -	$ -	$ -	$ -	$ -	$ -
2152	T621001287	TEMP	RSV - Alamogordo ML -BV3	FP-NMG Transm Specific-Replace	368.0	$ -	$ -	$ -	$ -	$ -	$ -	$ -	$ -
2153	T621001287	TEMP	RSV - Alamogordo ML -BV3	FP-NMG Transm Specific-Replace	369.0	$ -	$ -	$ -	$ -	$ -	$ -	$ -	$ -
2154	T621001288	TEMP	RSV - Alamo-Holloman ML - Alamogordo BS BV	FP-NMG Transm Specific-Replace	367.1	$ -	$ -	$ -	$ -	$ -	$ -	$ -	$ -
2155	T621001288	TEMP	RSV - Alamo-Holloman ML - Alamogordo BS BV	FP-NMG Transm Specific-Replace	368.0	$ -	$ -	$ -	$ -	$ -	$ -	$ -	$ -
2156	T621001288	TEMP	RSV - Alamo-Holloman ML - Alamogordo BS BV	FP-NMG Transm Specific-Replace	369.0	$ -	$ -	$ -	$ -	$ -	$ -	$ -	$ -
2157	T610001289	PRE-09780	RSV - Alameda ML - West Side Hospital (old St. Joseph's) BV Setting	FP-NMG Transm Specific-Replace	367.1	$ -	$ -	$ -	$ -	$ -	$ -	$ -	$ -
2158	T610001289	PRE-09780	RSV - Alameda ML - West Side Hospital (old St. Joseph's) BV Setting	FP-NMG Transm Specific-Replace	368.0	$ -	$ -	$ -	$ -	$ -	$ -	$ -	$ -
2159	T610001289	PRE-09780	RSV - Alameda ML - West Side Hospital (old St. Joseph's) BV Setting	FP-NMG Transm Specific-Replace	369.0	$ -	$ -	$ -	$ -	$ -	$ -	$ -	$ -
2160	T610001290	TEMP	RSV - Alameda ML - Alameda BS	FP-NMG Transm Specific-Replace	367.1	$ -	$ -	$ -	$ -	$ -	$ -	$ -	$ -
2161	T610001290	TEMP	RSV - Alameda ML - Alameda BS	FP-NMG Transm Specific-Replace	368.0	$ -	$ -	$ -	$ -	$ -	$ -	$ -	$ -
2162	T610001290	TEMP	RSV - Alameda ML - Alameda BS	FP-NMG Transm Specific-Replace	369.0	$ -	$ -	$ -	$ -	$ -	$ -	$ -	$ -
2163	T610001291	TEMP	RSV - Atrisco ML - Malpais BV	FP-NMG Transm Specific-Replace	367.1	$ -	$ -	$ -	$ -	$ -	$ -	$ -	$ -
2164	T610001291	TEMP	RSV - Atrisco ML - Malpais BV	FP-NMG Transm Specific-Replace	368.0	$ -	$ -	$ -	$ -	$ -	$ -	$ -	$ -
2165	T610001291	TEMP	RSV - Atrisco ML - Malpais BV	FP-NMG Transm Specific-Replace	369.0	$ -	$ -	$ -	$ -	$ -	$ -	$ -	$ -
2166	T610001292	PRE-10142	RSV - Atrisco ML - Atrisco BS	FP-NMG Transm Specific-Replace	367.1	$ -	$ -	$ -	$ -	$ -	$ -	$ -	$ -
2167	T610001292	PRE-10142	RSV - Atrisco ML - Atrisco BS	FP-NMG Transm Specific-Replace	368.0	$ -	$ -	$ -	$ -	$ -	$ -	$ -	$ -
2168	T610001292	PRE-10142	RSV - Atrisco ML - Atrisco BS	FP-NMG Transm Specific-Replace	369.0	$ -	$ -	$ -	$ -	$ -	$ -	$ -	$ -
2169	T610001293	PRE-09924	RSV - Atrisco ML - i40 Block Valves	FP-NMG Transm Specific-Replace	367.1	$ -	$ -	$ -	$ -	$ -	$ -	$ -	$ -
2170	T610001293	PRE-09924	RSV - Atrisco ML - i40 Block Valves	FP-NMG Transm Specific-Replace	368.0	$ -	$ -	$ -	$ -	$ -	$ -	$ -	$ -
2171	T610001293	PRE-09924	RSV - Atrisco ML - i40 Block Valves	FP-NMG Transm Specific-Replace	369.0	$ -	$ -	$ -	$ -	$ -	$ -	$ -	$ -
2172	T610001294	PRE-09781	RSV - Tennyson ML - Tennyson BS	FP-NMG Transm Specific-Replace	367.1	$ -	$ -	$ -	$ -	$ -	$ -	$ -	$ -
2173	T610001294	PRE-09781	RSV - Tennyson ML - Tennyson BS	FP-NMG Transm Specific-Replace	368.0	$ -	$ -	$ -	$ -	$ -	$ -	$ -	$ -
2174	T610001294	PRE-09781	RSV - Tennyson ML - Tennyson BS	FP-NMG Transm Specific-Replace	369.0	$ -	$ -	$ -	$ -	$ -	$ -	$ -	$ -
2175	T680001295	PRE-10003	RSV - Crouch Mesa ML - Crouch Mesa mid-valve	FP-NMG Transm Specific-Replace	367.1	$ -	$ -	$ -	$ -	$ -	$ -	$ -	$ -
2176	T680001295	PRE-10003	RSV - Crouch Mesa ML - Crouch Mesa mid-valve	FP-NMG Transm Specific-Replace	368.0	$ -	$ -	$ -	$ -	$ -	$ -	$ -	$ -
2177	T680001295	PRE-10003	RSV - Crouch Mesa ML - Crouch Mesa mid-valve	FP-NMG Transm Specific-Replace	369.0	$ -	$ -	$ -	$ -	$ -	$ -	$ -	$ -
2178	T680001296	TEMP	RSV: Farmington ML - Bluffview PP BV	FP-NMG Transm Specific-Replace	367.1	$ -	$ -	$ -	$ -	$ -	$ -	$ -	$ -
2179	T680001296	TEMP	RSV: Farmington ML - Bluffview PP BV	FP-NMG Transm Specific-Replace	368.0	$ -	$ -	$ -	$ -	$ -	$ -	$ -	$ -
2180	T680001296	TEMP	RSV: Farmington ML - Bluffview PP BV	FP-NMG Transm Specific-Replace	369.0	$ -	$ -	$ -	$ -	$ -	$ -	$ -	$ -
2181	T660001297	TEMP	RSV: Taos ML - Buffalo BV	FP-NMG Transm Specific-Replace	367.1	$ -	$ -	$ -	$ -	$ -	$ -	$ -	$ -
2182	T660001297	TEMP	RSV: Taos ML - Buffalo BV	FP-NMG Transm Specific-Replace	368.0	$ -	$ -	$ -	$ -	$ -	$ -	$ -	$ -
2183	T660001297	TEMP	RSV: Taos ML - Buffalo BV	FP-NMG Transm Specific-Replace	369.0	$ -	$ -	$ -	$ -	$ -	$ -	$ -	$ -
2184	T660001298	TEMP	RSV: Taos ML - Taos BV Setting No.9	FP-NMG Transm Specific-Replace	367.1	$ -	$ -	$ -	$ -	$ -	$ -	$ -	$ -
2185	T660001298	TEMP	RSV: Taos ML - Taos BV Setting No.9	FP-NMG Transm Specific-Replace	368.0	$ -	$ -	$ -	$ -	$ -	$ -	$ -	$ -
2186	T660001298	TEMP	RSV: Taos ML - Taos BV Setting No.9	FP-NMG Transm Specific-Replace	369.0	$ -	$ -	$ -	$ -	$ -	$ -	$ -	$ -
2187	T610001299	PRE-09481	2020 RSV - Tennyson ML - Tennyson Take-off	FP-NMG Transm Specific-Replace	367.1	$ -	$ -	$ -	$ -	$ -	$ -	$ -	$ -

NEW MEXICO GAS COMPANY, INC.

Plant Gross Activity
Base Period - 12 Months Ending March 31, 2023
Future Test Year - 12 Months Ending September 30, 2025

	A	B	C	D	E	U	V	W	X	Y	Z	AA
3	Investment Number	FP Number	Investment Name	FP Type	FERC Account	7/31/2024	8/31/2024	9/30/2024	10/31/2024	11/30/2024	12/31/2024	1/31/2025
2132	T660001280	PRE-09049	ILI Cutouts: Los Alamos East ML #1 and # 2 (Totavi to Caja)	FP-NMG Transm Mains-Replace	367.1	$ -	$ -	$ -	$ -	$ -	$ -	$ -
2133	T680001281	TEMP	ILI Cutouts - Gallup ML	FP-NMG Transm Specific-Replace	367.1	$ -	$ -	$ -	$ -	$ -	$ -	$ -
2134	T680001281	TEMP	ILI Cutouts - Gallup ML	FP-NMG Transm Specific-Replace	368.0	$ -	$ -	$ -	$ -	$ -	$ -	$ -
2135	T680001281	TEMP	ILI Cutouts - Gallup ML	FP-NMG Transm Specific-Replace	369.0	$ -	$ -	$ -	$ -	$ -	$ -	$ -
2136	T610001282	PRE-09521	2020 RSV - SF ML (metro) 12 mi BV	FP-NMG Transm Specific-Replace	367.1	$ -	$ -	$ -	$ -	$ -	$ -	$ -
2137	T610001282	PRE-09521	2020 RSV - SF ML (metro) 12 mi BV	FP-NMG Transm Specific-Replace	368.0	$ -	$ -	$ -	$ -	$ -	$ -	$ -
2138	T610001282	PRE-09521	2020 RSV - SF ML (metro) 12 mi BV	FP-NMG Transm Specific-Replace	369.0	$ -	$ -	$ -	$ -	$ -	$ -	$ -
2139	T610001283	PRE-09520	2020 RSV - SF ML (metro) Placitas BV	FP-NMG Transm Specific-Replace	367.1	$ -	$ -	$ -	$ -	$ -	$ -	$ -
2140	T610001283	PRE-09520	2020 RSV - SF ML (metro) Placitas BV	FP-NMG Transm Specific-Replace	368.0	$ -	$ -	$ -	$ -	$ -	$ -	$ -
2141	T610001283	PRE-09520	2020 RSV - SF ML (metro) Placitas BV	FP-NMG Transm Specific-Replace	369.0	$ -	$ -	$ -	$ -	$ -	$ -	$ -
2142	T610001284	PRE-09500	2020 RSV - SF ML (metro) Iris and Idalia BV	FP-NMG Transm Specific-Replace	367.1	$ -	$ -	$ -	$ -	$ -	$ -	$ -
2143	T610001284	PRE-09500	2020 RSV - SF ML (metro) Iris and Idalia BV	FP-NMG Transm Specific-Replace	368.0	$ -	$ -	$ -	$ -	$ -	$ -	$ -
2144	T610001284	PRE-09500	2020 RSV - SF ML (metro) Iris and Idalia BV	FP-NMG Transm Specific-Replace	369.0	$ -	$ -	$ -	$ -	$ -	$ -	$ -
2145	T624001285	PRE-09523	2020 RSV - Roswell ML - Hobson & Old Dexter	FP-NMG Transm Specific-Replace	367.1	$ -	$ -	$ -	$ -	$ -	$ -	$ -
2146	T624001285	PRE-09523	2020 RSV - Roswell ML - Hobson & Old Dexter	FP-NMG Transm Specific-Replace	368.0	$ -	$ -	$ -	$ -	$ -	$ -	$ -
2147	T624001285	PRE-09523	2020 RSV - Roswell ML - Hobson & Old Dexter	FP-NMG Transm Specific-Replace	369.0	$ -	$ -	$ -	$ -	$ -	$ -	$ -
2148	T624001286	PRE-09522	2020 RSV - Roswell ML - RIA BV	FP-NMG Transm Specific-Replace	367.1	$ -	$ -	$ -	$ -	$ -	$ -	$ -
2149	T624001286	PRE-09522	2020 RSV - Roswell ML - RIA BV	FP-NMG Transm Specific-Replace	368.0	$ -	$ -	$ -	$ -	$ -	$ -	$ -
2150	T624001286	PRE-09522	2020 RSV - Roswell ML - RIA BV	FP-NMG Transm Specific-Replace	369.0	$ -	$ -	$ -	$ -	$ -	$ -	$ -
2151	T621001287	TEMP	RSV - Alamogordo ML -BV3	FP-NMG Transm Specific-Replace	367.1	$ -	$ -	$ -	$ -	$ -	$ -	$ -
2152	T621001287	TEMP	RSV - Alamogordo ML -BV3	FP-NMG Transm Specific-Replace	368.0	$ -	$ -	$ -	$ -	$ -	$ -	$ -
2153	T621001287	TEMP	RSV - Alamogordo ML -BV3	FP-NMG Transm Specific-Replace	369.0	$ -	$ -	$ -	$ -	$ -	$ -	$ -
2154	T621001288	TEMP	RSV - Alamo-Holloman ML - Alamogordo BS BV	FP-NMG Transm Specific-Replace	367.1	$ -	$ -	$ -	$ -	$ -	$ -	$ -
2155	T621001288	TEMP	RSV - Alamo-Holloman ML - Alamogordo BS BV	FP-NMG Transm Specific-Replace	368.0	$ -	$ -	$ -	$ -	$ -	$ -	$ -
2156	T621001288	TEMP	RSV - Alamo-Holloman ML - Alamogordo BS BV	FP-NMG Transm Specific-Replace	369.0	$ -	$ -	$ -	$ -	$ -	$ -	$ -
2157	T610001289	PRE-09780	RSV - Alameda ML - West Side Hospital (old St. Joseph's) BV Setting	FP-NMG Transm Specific-Replace	367.1	$ -	$ -	$ -	$ -	$ -	$ -	$ -
2158	T610001289	PRE-09780	RSV - Alameda ML - West Side Hospital (old St. Joseph's) BV Setting	FP-NMG Transm Specific-Replace	368.0	$ -	$ -	$ -	$ -	$ -	$ -	$ -
2159	T610001289	PRE-09780	RSV - Alameda ML - West Side Hospital (old St. Joseph's) BV Setting	FP-NMG Transm Specific-Replace	369.0	$ -	$ -	$ -	$ -	$ -	$ -	$ -
2160	T610001290	TEMP	RSV - Alameda ML - Alameda BS	FP-NMG Transm Specific-Replace	367.1	$ -	$ -	$ -	$ -	$ -	$ -	$ -
2161	T610001290	TEMP	RSV - Alameda ML - Alameda BS	FP-NMG Transm Specific-Replace	368.0	$ -	$ -	$ -	$ -	$ -	$ -	$ -
2162	T610001290	TEMP	RSV - Alameda ML - Alameda BS	FP-NMG Transm Specific-Replace	369.0	$ -	$ -	$ -	$ -	$ -	$ -	$ -
2163	T610001291	TEMP	RSV - Atrisco ML - Malpais BV	FP-NMG Transm Specific-Replace	367.1	$ -	$ -	$ -	$ -	$ -	$ -	$ -
2164	T610001291	TEMP	RSV - Atrisco ML - Malpais BV	FP-NMG Transm Specific-Replace	368.0	$ -	$ -	$ -	$ -	$ -	$ -	$ -
2165	T610001291	TEMP	RSV - Atrisco ML - Malpais BV	FP-NMG Transm Specific-Replace	369.0	$ -	$ -	$ -	$ -	$ -	$ -	$ -
2166	T610001292	PRE-10142	RSV - Atrisco ML - Atrisco BS	FP-NMG Transm Specific-Replace	367.1	$ -	$ -	$ -	$ -	$ -	$ -	$ -
2167	T610001292	PRE-10142	RSV - Atrisco ML - Atrisco BS	FP-NMG Transm Specific-Replace	368.0	$ -	$ -	$ -	$ -	$ -	$ -	$ -
2168	T610001292	PRE-10142	RSV - Atrisco ML - Atrisco BS	FP-NMG Transm Specific-Replace	369.0	$ -	$ -	$ -	$ -	$ -	$ -	$ -
2169	T610001293	PRE-09924	RSV - Atrisco ML - i40 Block Valves	FP-NMG Transm Specific-Replace	367.1	$ -	$ -	$ -	$ -	$ -	$ -	$ -
2170	T610001293	PRE-09924	RSV - Atrisco ML - i40 Block Valves	FP-NMG Transm Specific-Replace	368.0	$ -	$ -	$ -	$ -	$ -	$ -	$ -
2171	T610001293	PRE-09924	RSV - Atrisco ML - i40 Block Valves	FP-NMG Transm Specific-Replace	369.0	$ -	$ -	$ -	$ -	$ -	$ -	$ -
2172	T610001294	PRE-09781	RSV - Tennyson ML - Tennyson BS	FP-NMG Transm Specific-Replace	367.1	$ -	$ -	$ -	$ -	$ -	$ -	$ -
2173	T610001294	PRE-09781	RSV - Tennyson ML - Tennyson BS	FP-NMG Transm Specific-Replace	368.0	$ -	$ -	$ -	$ -	$ -	$ -	$ -
2174	T610001294	PRE-09781	RSV - Tennyson ML - Tennyson BS	FP-NMG Transm Specific-Replace	369.0	$ -	$ -	$ -	$ -	$ -	$ -	$ -
2175	T680001295	PRE-10003	RSV - Crouch Mesa ML - Crouch Mesa mid-valve	FP-NMG Transm Specific-Replace	367.1	$ -	$ -	$ -	$ -	$ -	$ -	$ -
2176	T680001295	PRE-10003	RSV - Crouch Mesa ML - Crouch Mesa mid-valve	FP-NMG Transm Specific-Replace	368.0	$ -	$ -	$ -	$ -	$ -	$ -	$ -
2177	T680001295	PRE-10003	RSV - Crouch Mesa ML - Crouch Mesa mid-valve	FP-NMG Transm Specific-Replace	369.0	$ -	$ -	$ -	$ -	$ -	$ -	$ -
2178	T680001296	TEMP	RSV: Farmington ML - Bluffview PP BV	FP-NMG Transm Specific-Replace	367.1	$ -	$ -	$ -	$ -	$ -	$ -	$ -
2179	T680001296	TEMP	RSV: Farmington ML - Bluffview PP BV	FP-NMG Transm Specific-Replace	368.0	$ -	$ -	$ -	$ -	$ -	$ -	$ -
2180	T680001296	TEMP	RSV: Farmington ML - Bluffview PP BV	FP-NMG Transm Specific-Replace	369.0	$ -	$ -	$ -	$ -	$ -	$ -	$ -
2181	T660001297	TEMP	RSV: Taos ML - Buffalo BV	FP-NMG Transm Specific-Replace	367.1	$ -	$ -	$ -	$ -	$ -	$ -	$ -
2182	T660001297	TEMP	RSV: Taos ML - Buffalo BV	FP-NMG Transm Specific-Replace	368.0	$ -	$ -	$ -	$ -	$ -	$ -	$ -
2183	T660001297	TEMP	RSV: Taos ML - Buffalo BV	FP-NMG Transm Specific-Replace	369.0	$ -	$ -	$ -	$ -	$ -	$ -	$ -
2184	T660001298	TEMP	RSV: Taos ML - Taos BV Setting No.9	FP-NMG Transm Specific-Replace	367.1	$ -	$ -	$ -	$ -	$ -	$ -	$ -
2185	T660001298	TEMP	RSV: Taos ML - Taos BV Setting No.9	FP-NMG Transm Specific-Replace	368.0	$ -	$ -	$ -	$ -	$ -	$ -	$ -
2186	T660001298	TEMP	RSV: Taos ML - Taos BV Setting No.9	FP-NMG Transm Specific-Replace	369.0	$ -	$ -	$ -	$ -	$ -	$ -	$ -
2187	T610001299	PRE-09481	2020 RSV - Tennyson ML - Tennyson Take-off	FP-NMG Transm Specific-Replace	367.1	$ -	$ -	$ -	$ -	$ -	$ -	$ -

NEW MEXICO GAS COMPANY, INC.

Plant Gross Activity
Base Period - 12 Months Ending March 31, 2023
Future Test Year - 12 Months Ending September 30, 2025

	A	B	C	D	E	AB	AC	AD	AE	AF	AG	AH	AI
3	Investment Number	FP Number	Investment Name	FP Type	FERC Account	2/28/2025	3/31/2025	4/30/2025	5/31/2025	6/30/2025	7/31/2025	8/31/2025	9/30/2025
2132	T660001280	PRE-09049	ILI Cutouts: Los Alamos East ML #1 and # 2 (Totavi to Caja)	FP-NMG Transm Mains-Replace	367.1	$ -	$ -	$ -	$ -	$ -	$ -	$ -	$ -
2133	T680001281	TEMP	ILI Cutouts - Gallup ML	FP-NMG Transm Specific-Replace	367.1	$ -	$ -	$ -	$ -	$ -	$ -	$ -	$ -
2134	T680001281	TEMP	ILI Cutouts - Gallup ML	FP-NMG Transm Specific-Replace	368.0	$ -	$ -	$ -	$ -	$ -	$ -	$ -	$ -
2135	T680001281	TEMP	ILI Cutouts - Gallup ML	FP-NMG Transm Specific-Replace	369.0	$ -	$ -	$ -	$ -	$ -	$ -	$ -	$ -
2136	T610001282	PRE-09521	2020 RSV - SF ML (metro) 12 mi BV	FP-NMG Transm Specific-Replace	367.1	$ -	$ -	$ -	$ -	$ -	$ -	$ -	$ -
2137	T610001282	PRE-09521	2020 RSV - SF ML (metro) 12 mi BV	FP-NMG Transm Specific-Replace	368.0	$ -	$ -	$ -	$ -	$ -	$ -	$ -	$ -
2138	T610001282	PRE-09521	2020 RSV - SF ML (metro) 12 mi BV	FP-NMG Transm Specific-Replace	369.0	$ -	$ -	$ -	$ -	$ -	$ -	$ -	$ -
2139	T610001283	PRE-09520	2020 RSV - SF ML (metro) Placitas BV	FP-NMG Transm Specific-Replace	367.1	$ -	$ -	$ -	$ -	$ -	$ -	$ -	$ -
2140	T610001283	PRE-09520	2020 RSV - SF ML (metro) Placitas BV	FP-NMG Transm Specific-Replace	368.0	$ -	$ -	$ -	$ -	$ -	$ -	$ -	$ -
2141	T610001283	PRE-09520	2020 RSV - SF ML (metro) Placitas BV	FP-NMG Transm Specific-Replace	369.0	$ -	$ -	$ -	$ -	$ -	$ -	$ -	$ -
2142	T610001284	PRE-09500	2020 RSV - SF ML (metro) Iris and Idalia BV	FP-NMG Transm Specific-Replace	367.1	$ -	$ -	$ -	$ -	$ -	$ -	$ -	$ -
2143	T610001284	PRE-09500	2020 RSV - SF ML (metro) Iris and Idalia BV	FP-NMG Transm Specific-Replace	368.0	$ -	$ -	$ -	$ -	$ -	$ -	$ -	$ -
2144	T610001284	PRE-09500	2020 RSV - SF ML (metro) Iris and Idalia BV	FP-NMG Transm Specific-Replace	369.0	$ -	$ -	$ -	$ -	$ -	$ -	$ -	$ -
2145	T624001285	PRE-09523	2020 RSV - Roswell ML - Hobson & Old Dexter	FP-NMG Transm Specific-Replace	367.1	$ -	$ -	$ -	$ -	$ -	$ -	$ -	$ -
2146	T624001285	PRE-09523	2020 RSV - Roswell ML - Hobson & Old Dexter	FP-NMG Transm Specific-Replace	368.0	$ -	$ -	$ -	$ -	$ -	$ -	$ -	$ -
2147	T624001285	PRE-09523	2020 RSV - Roswell ML - Hobson & Old Dexter	FP-NMG Transm Specific-Replace	369.0	$ -	$ -	$ -	$ -	$ -	$ -	$ -	$ -
2148	T624001286	PRE-09522	2020 RSV - Roswell ML - RIA BV	FP-NMG Transm Specific-Replace	367.1	$ -	$ -	$ -	$ -	$ -	$ -	$ -	$ -
2149	T624001286	PRE-09522	2020 RSV - Roswell ML - RIA BV	FP-NMG Transm Specific-Replace	368.0	$ -	$ -	$ -	$ -	$ -	$ -	$ -	$ -
2150	T624001286	PRE-09522	2020 RSV - Roswell ML - RIA BV	FP-NMG Transm Specific-Replace	369.0	$ -	$ -	$ -	$ -	$ -	$ -	$ -	$ -
2151	T621001287	TEMP	RSV - Alamogordo ML -BV3	FP-NMG Transm Specific-Replace	367.1	$ -	$ -	$ -	$ -	$ -	$ -	$ -	$ -
2152	T621001287	TEMP	RSV - Alamogordo ML -BV3	FP-NMG Transm Specific-Replace	368.0	$ -	$ -	$ -	$ -	$ -	$ -	$ -	$ -
2153	T621001287	TEMP	RSV - Alamogordo ML -BV3	FP-NMG Transm Specific-Replace	369.0	$ -	$ -	$ -	$ -	$ -	$ -	$ -	$ -
2154	T621001288	TEMP	RSV - Alamo-Holloman ML - Alamogordo BS BV	FP-NMG Transm Specific-Replace	367.1	$ -	$ -	$ -	$ -	$ -	$ -	$ -	$ -
2155	T621001288	TEMP	RSV - Alamo-Holloman ML - Alamogordo BS BV	FP-NMG Transm Specific-Replace	368.0	$ -	$ -	$ -	$ -	$ -	$ -	$ -	$ -
2156	T621001288	TEMP	RSV - Alamo-Holloman ML - Alamogordo BS BV	FP-NMG Transm Specific-Replace	369.0	$ -	$ -	$ -	$ -	$ -	$ -	$ -	$ -
2157	T610001289	PRE-09780	RSV - Alameda ML - West Side Hospital (old St. Joseph's) BV Setting	FP-NMG Transm Specific-Replace	367.1	$ -	$ -	$ -	$ -	$ -	$ -	$ -	$ -
2158	T610001289	PRE-09780	RSV - Alameda ML - West Side Hospital (old St. Joseph's) BV Setting	FP-NMG Transm Specific-Replace	368.0	$ -	$ -	$ -	$ -	$ -	$ -	$ -	$ -
2159	T610001289	PRE-09780	RSV - Alameda ML - West Side Hospital (old St. Joseph's) BV Setting	FP-NMG Transm Specific-Replace	369.0	$ -	$ -	$ -	$ -	$ -	$ -	$ -	$ -
2160	T610001290	TEMP	RSV - Alameda ML - Alameda BS	FP-NMG Transm Specific-Replace	367.1	$ -	$ -	$ -	$ -	$ -	$ -	$ -	$ -
2161	T610001290	TEMP	RSV - Alameda ML - Alameda BS	FP-NMG Transm Specific-Replace	368.0	$ -	$ -	$ -	$ -	$ -	$ -	$ -	$ -
2162	T610001290	TEMP	RSV - Alameda ML - Alameda BS	FP-NMG Transm Specific-Replace	369.0	$ -	$ -	$ -	$ -	$ -	$ -	$ -	$ -
2163	T610001291	TEMP	RSV - Atrisco ML - Malpais BV	FP-NMG Transm Specific-Replace	367.1	$ -	$ -	$ -	$ -	$ -	$ -	$ -	$ -
2164	T610001291	TEMP	RSV - Atrisco ML - Malpais BV	FP-NMG Transm Specific-Replace	368.0	$ -	$ -	$ -	$ -	$ -	$ -	$ -	$ -
2165	T610001291	TEMP	RSV - Atrisco ML - Malpais BV	FP-NMG Transm Specific-Replace	369.0	$ -	$ -	$ -	$ -	$ -	$ -	$ -	$ -
2166	T610001292	PRE-10142	RSV - Atrisco ML - Atrisco BS	FP-NMG Transm Specific-Replace	367.1	$ -	$ -	$ -	$ -	$ -	$ -	$ -	$ -
2167	T610001292	PRE-10142	RSV - Atrisco ML - Atrisco BS	FP-NMG Transm Specific-Replace	368.0	$ -	$ -	$ -	$ -	$ -	$ -	$ -	$ -
2168	T610001292	PRE-10142	RSV - Atrisco ML - Atrisco BS	FP-NMG Transm Specific-Replace	369.0	$ -	$ -	$ -	$ -	$ -	$ -	$ -	$ -
2169	T610001293	PRE-09924	RSV - Atrisco ML - i40 Block Valves	FP-NMG Transm Specific-Replace	367.1	$ -	$ -	$ -	$ -	$ -	$ -	$ -	$ -
2170	T610001293	PRE-09924	RSV - Atrisco ML - i40 Block Valves	FP-NMG Transm Specific-Replace	368.0	$ -	$ -	$ -	$ -	$ -	$ -	$ -	$ -
2171	T610001293	PRE-09924	RSV - Atrisco ML - i40 Block Valves	FP-NMG Transm Specific-Replace	369.0	$ -	$ -	$ -	$ -	$ -	$ -	$ -	$ -
2172	T610001294	PRE-09781	RSV - Tennyson ML - Tennyson BS	FP-NMG Transm Specific-Replace	367.1	$ -	$ -	$ -	$ -	$ -	$ -	$ -	$ -
2173	T610001294	PRE-09781	RSV - Tennyson ML - Tennyson BS	FP-NMG Transm Specific-Replace	368.0	$ -	$ -	$ -	$ -	$ -	$ -	$ -	$ -
2174	T610001294	PRE-09781	RSV - Tennyson ML - Tennyson BS	FP-NMG Transm Specific-Replace	369.0	$ -	$ -	$ -	$ -	$ -	$ -	$ -	$ -
2175	T680001295	PRE-10003	RSV - Crouch Mesa ML - Crouch Mesa mid-valve	FP-NMG Transm Specific-Replace	367.1	$ -	$ -	$ -	$ -	$ -	$ -	$ -	$ -
2176	T680001295	PRE-10003	RSV - Crouch Mesa ML - Crouch Mesa mid-valve	FP-NMG Transm Specific-Replace	368.0	$ -	$ -	$ -	$ -	$ -	$ -	$ -	$ -
2177	T680001295	PRE-10003	RSV - Crouch Mesa ML - Crouch Mesa mid-valve	FP-NMG Transm Specific-Replace	369.0	$ -	$ -	$ -	$ -	$ -	$ -	$ -	$ -
2178	T680001296	TEMP	RSV: Farmington ML - Bluffview PP BV	FP-NMG Transm Specific-Replace	367.1	$ -	$ -	$ -	$ -	$ -	$ -	$ -	$ -
2179	T680001296	TEMP	RSV: Farmington ML - Bluffview PP BV	FP-NMG Transm Specific-Replace	368.0	$ -	$ -	$ -	$ -	$ -	$ -	$ -	$ -
2180	T680001296	TEMP	RSV: Farmington ML - Bluffview PP BV	FP-NMG Transm Specific-Replace	369.0	$ -	$ -	$ -	$ -	$ -	$ -	$ -	$ -
2181	T660001297	TEMP	RSV: Taos ML - Buffalo BV	FP-NMG Transm Specific-Replace	367.1	$ -	$ -	$ -	$ -	$ -	$ -	$ -	$ -
2182	T660001297	TEMP	RSV: Taos ML - Buffalo BV	FP-NMG Transm Specific-Replace	368.0	$ -	$ -	$ -	$ -	$ -	$ -	$ -	$ -
2183	T660001297	TEMP	RSV: Taos ML - Buffalo BV	FP-NMG Transm Specific-Replace	369.0	$ -	$ -	$ -	$ -	$ -	$ -	$ -	$ -
2184	T660001298	TEMP	RSV: Taos ML - Taos BV Setting No.9	FP-NMG Transm Specific-Replace	367.1	$ -	$ -	$ -	$ -	$ -	$ -	$ -	$ -
2185	T660001298	TEMP	RSV: Taos ML - Taos BV Setting No.9	FP-NMG Transm Specific-Replace	368.0	$ -	$ -	$ -	$ -	$ -	$ -	$ -	$ -
2186	T660001298	TEMP	RSV: Taos ML - Taos BV Setting No.9	FP-NMG Transm Specific-Replace	369.0	$ -	$ -	$ -	$ -	$ -	$ -	$ -	$ -
2187	T610001299	PRE-09481	2020 RSV - Tennyson ML - Tennyson Take-off	FP-NMG Transm Specific-Replace	367.1	$ -	$ -	$ -	$ -	$ -	$ -	$ -	$ -

NEW MEXICO GAS COMPANY, INC.

Plant Gross Activity
Base Period - 12 Months Ending March 31, 2023
Future Test Year - 12 Months Ending September 30, 2025

	A	B	C	D	E	F	G	H	I	J	K	L
3	Investment Number	FP Number	Investment Name	FP Type	FERC Account	4/30/2023	5/31/2023	6/30/2023	7/31/2023	8/31/2023	9/30/2023	10/31/2023
2188	T610001299	PRE-09481	2020 RSV - Tennyson ML - Tennyson Take-off	FP-NMG Transm Specific-Replace	368.0	$ -	$ -	$ -	$ -	$ -	$ -	$ -
2189	T610001299	PRE-09481	2020 RSV - Tennyson ML - Tennyson Take-off	FP-NMG Transm Specific-Replace	369.0	$ -	$ -	$ -	$ -	$ -	$ -	$ -
2190	T610001300	PRE-09482	2020 RSV - Coranado ML - Coronado Take-off	FP-NMG Transm Specific-Replace	367.1	$ -	$ -	$ -	$ -	$ -	$ -	$ -
2191	T610001300	PRE-09482	2020 RSV - Coranado ML - Coronado Take-off	FP-NMG Transm Specific-Replace	368.0	$ -	$ -	$ -	$ -	$ -	$ -	$ -
2192	T610001300	PRE-09482	2020 RSV - Coranado ML - Coronado Take-off	FP-NMG Transm Specific-Replace	369.0	$ -	$ -	$ -	$ -	$ -	$ -	$ -
2193	610001301	PRE-09025	2021 ABQ X-trube (10n4e-05C)	FP-NMG Dist Specific-Replace	376.1	$ -	$ -	$ -	$ -	$ -	$ -	$ -
2194	610001301	PRE-09025	2021 ABQ X-trube (10n4e-05C)	FP-NMG Dist Specific-Replace	376.2	$ -	$ -	$ -	$ -	$ -	$ -	$ -
2195	610001301	PRE-09025	2021 ABQ X-trube (10n4e-05C)	FP-NMG Dist Specific-Replace	376.4	$ -	$ -	$ -	$ -	$ -	$ -	$ -
2196	610001301	PRE-09025	2021 ABQ X-trube (10n4e-05C)	FP-NMG Dist Specific-Replace	380.0	$ -	$ -	$ -	$ -	$ -	$ -	$ -
2197	610001302	PRE-09041	ABQ X-trube (10n4e-11A)	FP-NMG Dist Specific-Replace	376.1	$ -	$ -	$ -	$ -	$ -	$ -	$ -
2198	610001302	PRE-09041	ABQ X-trube (10n4e-11A)	FP-NMG Dist Specific-Replace	376.2	$ -	$ -	$ -	$ -	$ -	$ -	$ -
2199	610001302	PRE-09041	ABQ X-trube (10n4e-11A)	FP-NMG Dist Specific-Replace	376.4	$ -	$ -	$ -	$ -	$ -	$ -	$ -
2200	610001302	PRE-09041	ABQ X-trube (10n4e-11A)	FP-NMG Dist Specific-Replace	380.0	$ -	$ -	$ -	$ -	$ -	$ -	$ -
2201	610001303	PRE-09043	ABQ X-trube (10n4e-34C)	FP-NMG Dist Specific-Replace	376.1	$ -	$ -	$ -	$ -	$ -	$ -	$ -
2202	610001303	PRE-09043	ABQ X-trube (10n4e-34C)	FP-NMG Dist Specific-Replace	376.2	$ -	$ -	$ -	$ -	$ -	$ -	$ -
2203	610001303	PRE-09043	ABQ X-trube (10n4e-34C)	FP-NMG Dist Specific-Replace	376.4	$ -	$ -	$ -	$ -	$ -	$ -	$ -
2204	610001303	PRE-09043	ABQ X-trube (10n4e-34C)	FP-NMG Dist Specific-Replace	380.0	$ -	$ -	$ -	$ -	$ -	$ -	$ -
2205	610001304	PRE-09045	'22 ABQ X-trube Project Ph 1	FP-NMG Dist Specific-Replace	376.1	$ -	$ -	$ -	$ -	$ -	$ -	$ -
2206	610001304	PRE-09045	'22 ABQ X-trube Project Ph 1	FP-NMG Dist Specific-Replace	376.2	$ -	$ -	$ -	$ -	$ -	$ -	$ -
2207	610001304	PRE-09045	'22 ABQ X-trube Project Ph 1	FP-NMG Dist Specific-Replace	376.4	$ -	$ -	$ -	$ -	$ -	$ -	$ -
2208	610001304	PRE-09045	'22 ABQ X-trube Project Ph 1	FP-NMG Dist Specific-Replace	380.0	$ -	$ -	$ -	$ -	$ -	$ -	$ -
2209	610001305	PRE-09044	ABQ X-trube (11n3e-31D)	FP-NMG Dist Specific-Replace	376.1	$ -	$ -	$ -	$ -	$ -	$ -	$ -
2210	610001305	PRE-09044	ABQ X-trube (11n3e-31D)	FP-NMG Dist Specific-Replace	376.2	$ -	$ -	$ -	$ -	$ -	$ -	$ -
2211	610001305	PRE-09044	ABQ X-trube (11n3e-31D)	FP-NMG Dist Specific-Replace	376.4	$ -	$ -	$ -	$ -	$ -	$ -	$ -
2212	610001305	PRE-09044	ABQ X-trube (11n3e-31D)	FP-NMG Dist Specific-Replace	380.0	$ -	$ -	$ -	$ -	$ -	$ -	$ -
2213	601001306	PRE-08480	Washout Mitigation Replace	FP-NMG Transm Specific-Replace	367.1	$ -	$ -	$ -	$ -	$ -	$ -	$ -
2214	601001306	PRE-08480	Washout Mitigation Replace	FP-NMG Transm Specific-Replace	368.0	$ -	$ -	$ -	$ -	$ -	$ -	$ -
2215	601001306	PRE-08480	Washout Mitigation Replace	FP-NMG Transm Specific-Replace	369.0	$ -	$ -	$ -	$ -	$ -	$ -	$ -
2216	601001307	NCP-14647	2021 CRM BANNER UPGRADE & ARCHIVE-PURGE	FP-NMG Intangible	303.3	$ -	$ -	$ -	$ -	$ -	$ -	$ -
2217	T610001308	PRE-09779	Material Verification Cutouts - Atrisco 20in	FP-NMG Transm Specific-Replace	367.1	$ -	$ -	$ -	$ -	$ -	$ -	$ -
2218	T610001308	PRE-09779	Material Verification Cutouts - Atrisco 20in	FP-NMG Transm Specific-Replace	368.0	$ -	$ -	$ -	$ -	$ -	$ -	$ -
2219	T610001308	PRE-09779	Material Verification Cutouts - Atrisco 20in	FP-NMG Transm Specific-Replace	369.0	$ -	$ -	$ -	$ -	$ -	$ -	$ -
2220	T624001309	PRE-09085	Materials Verification Cutouts Carlsbad ML	FP-NMG Transm Specific-Replace	367.1	$ -	$ -	$ -	$ -	$ -	$ -	$ -
2221	T624001309	PRE-09085	Materials Verification Cutouts Carlsbad ML	FP-NMG Transm Specific-Replace	368.0	$ -	$ -	$ -	$ -	$ -	$ -	$ -
2222	T624001309	PRE-09085	Materials Verification Cutouts Carlsbad ML	FP-NMG Transm Specific-Replace	369.0	$ -	$ -	$ -	$ -	$ -	$ -	$ -
2223	T624001310	PRE-09086	Material Verification Cutouts - Monument ML	FP-NMG Transm Specific-Replace	367.1	$ -	$ -	$ -	$ -	$ -	$ -	$ -
2224	T624001310	PRE-09086	Material Verification Cutouts - Monument ML	FP-NMG Transm Specific-Replace	368.0	$ -	$ -	$ -	$ -	$ -	$ -	$ -
2225	T624001310	PRE-09086	Material Verification Cutouts - Monument ML	FP-NMG Transm Specific-Replace	369.0	$ -	$ -	$ -	$ -	$ -	$ -	$ -
2226	T624001311	PRE-09084	Material Verification Pecos Valley Cutouts	FP-NMG Transm Specific-Replace	367.1	$ -	$ -	$ -	$ -	$ -	$ -	$ -
2227	T624001311	PRE-09084	Material Verification Pecos Valley Cutouts	FP-NMG Transm Specific-Replace	368.0	$ -	$ -	$ -	$ -	$ -	$ -	$ -
2228	T624001311	PRE-09084	Material Verification Pecos Valley Cutouts	FP-NMG Transm Specific-Replace	369.0	$ -	$ -	$ -	$ -	$ -	$ -	$ -
2229	T660001312	PRE-09054	Materials Verification Cutouts - Taos ML 8in Pilar to Taos BS	FP-NMG Transm Specific-Replace	367.1	$ -	$ -	$ -	$ -	$ -	$ -	$ -
2230	T660001312	PRE-09054	Materials Verification Cutouts - Taos ML 8in Pilar to Taos BS	FP-NMG Transm Specific-Replace	368.0	$ -	$ -	$ -	$ -	$ -	$ -	$ -
2231	T660001312	PRE-09054	Materials Verification Cutouts - Taos ML 8in Pilar to Taos BS	FP-NMG Transm Specific-Replace	369.0	$ -	$ -	$ -	$ -	$ -	$ -	$ -
2232	601001313	NEW-14303	CNG 2021	FP-NMG Land_Structures&Improver	390.0	$ -	$ -	$ 406,113	$ -	$ -	$ -	$ -
2233	601001314	NCP-13167	ESRI Licensing for 2019 Capital Projects	FP-NMG Intangible	303.3	$ -	$ -	$ -	$ -	$ -	$ -	$ -
2234	T660001315	PRE-09053	Materials Verification 6in Espanola ML	FP-NMG Transm Specific-Replace	367.1	$ -	$ -	$ -	$ -	$ -	$ -	$ -
2235	T660001315	PRE-09053	Materials Verification 6in Espanola ML	FP-NMG Transm Specific-Replace	368.0	$ -	$ -	$ -	$ -	$ -	$ -	$ -
2236	T660001315	PRE-09053	Materials Verification 6in Espanola ML	FP-NMG Transm Specific-Replace	369.0	$ -	$ -	$ -	$ -	$ -	$ -	$ -
2237	T624001316	PRE-09786	Material Verification AMAX 10 ML	FP-NMG Transm Specific-Replace	367.1	$ -	$ -	$ -	$ -	$ -	$ -	$ -
2238	T624001316	PRE-09786	Material Verification AMAX 10 ML	FP-NMG Transm Specific-Replace	368.0	$ -	$ -	$ -	$ -	$ -	$ -	$ -
2239	T624001316	PRE-09786	Material Verification AMAX 10 ML	FP-NMG Transm Specific-Replace	369.0	$ -	$ -	$ -	$ -	$ -	$ -	$ -
2240	605001317	PRE-09007	2020 Bare Main - Portales ML	FP-NMG Dist Mains-Replace	376.1	$ -	$ -	$ -	$ -	$ -	$ -	$ -
2241	605001317	PRE-09007	2020 Bare Main - Portales ML	FP-NMG Dist Mains-Replace	376.2	$ -	$ -	$ -	$ -	$ -	$ -	$ -
2242	605001317	PRE-09007	2020 Bare Main - Portales ML	FP-NMG Dist Mains-Replace	376.4	$ -	$ -	$ -	$ -	$ -	$ -	$ -
2243	605001317	PRE-09007	2020 Bare Main - Portales ML	FP-NMG Dist Mains-Replace	380.0	$ -	$ -	$ -	$ -	$ -	$ -	$ -

NEW MEXICO GAS COMPANY, INC.

Plant Gross Activity
Base Period - 12 Months Ending March 31, 2023
Future Test Year - 12 Months Ending September 30, 2025

	A	B	C	D	E	M	N	O	P	Q	R	S	T
3	Investment Number	FP Number	Investment Name	FP Type	FERC Account	11/30/2023	12/31/2023	1/31/2024	2/29/2024	3/31/2024	4/30/2024	5/31/2024	6/30/2024
2188	T610001299	PRE-09481	2020 RSV - Tennyson ML - Tennyson Take-off	FP-NMG Transm Specific-Replace	368.0	$ -	$ -	$ -	$ -	$ -	$ -	$ -	$ -
2189	T610001299	PRE-09481	2020 RSV - Tennyson ML - Tennyson Take-off	FP-NMG Transm Specific-Replace	369.0	$ -	$ -	$ -	$ -	$ -	$ -	$ -	$ -
2190	T610001300	PRE-09482	2020 RSV - Coranado ML - Coronado Take-off	FP-NMG Transm Specific-Replace	367.1	$ -	$ -	$ -	$ -	$ -	$ -	$ -	$ -
2191	T610001300	PRE-09482	2020 RSV - Coranado ML - Coronado Take-off	FP-NMG Transm Specific-Replace	368.0	$ -	$ -	$ -	$ -	$ -	$ -	$ -	$ -
2192	T610001300	PRE-09482	2020 RSV - Coranado ML - Coronado Take-off	FP-NMG Transm Specific-Replace	369.0	$ -	$ -	$ -	$ -	$ -	$ -	$ -	$ -
2193	610001301	PRE-09025	2021 ABQ X-trube (10n4e-05C)	FP-NMG Dist Specific-Replace	376.1	$ -	$ -	$ -	$ -	$ -	$ -	$ -	$ -
2194	610001301	PRE-09025	2021 ABQ X-trube (10n4e-05C)	FP-NMG Dist Specific-Replace	376.2	$ -	$ -	$ -	$ -	$ -	$ -	$ -	$ -
2195	610001301	PRE-09025	2021 ABQ X-trube (10n4e-05C)	FP-NMG Dist Specific-Replace	376.4	$ -	$ -	$ -	$ -	$ -	$ -	$ -	$ -
2196	610001301	PRE-09025	2021 ABQ X-trube (10n4e-05C)	FP-NMG Dist Specific-Replace	380.0	$ -	$ -	$ -	$ -	$ -	$ -	$ -	$ -
2197	610001302	PRE-09041	ABQ X-trube (10n4e-11A)	FP-NMG Dist Specific-Replace	376.1	$ -	$ -	$ -	$ -	$ -	$ -	$ -	$ -
2198	610001302	PRE-09041	ABQ X-trube (10n4e-11A)	FP-NMG Dist Specific-Replace	376.2	$ -	$ -	$ -	$ -	$ -	$ -	$ -	$ -
2199	610001302	PRE-09041	ABQ X-trube (10n4e-11A)	FP-NMG Dist Specific-Replace	376.4	$ -	$ -	$ -	$ -	$ -	$ -	$ -	$ -
2200	610001302	PRE-09041	ABQ X-trube (10n4e-11A)	FP-NMG Dist Specific-Replace	380.0	$ -	$ -	$ -	$ -	$ -	$ -	$ -	$ -
2201	610001303	PRE-09043	ABQ X-trube (10n4e-34C)	FP-NMG Dist Specific-Replace	376.1	$ -	$ -	$ -	$ -	$ -	$ -	$ -	$ -
2202	610001303	PRE-09043	ABQ X-trube (10n4e-34C)	FP-NMG Dist Specific-Replace	376.2	$ -	$ -	$ -	$ -	$ -	$ -	$ -	$ -
2203	610001303	PRE-09043	ABQ X-trube (10n4e-34C)	FP-NMG Dist Specific-Replace	376.4	$ -	$ -	$ -	$ -	$ -	$ -	$ -	$ -
2204	610001303	PRE-09043	ABQ X-trube (10n4e-34C)	FP-NMG Dist Specific-Replace	380.0	$ -	$ -	$ -	$ -	$ -	$ -	$ -	$ -
2205	610001304	PRE-09045	'22 ABQ X-trube Project Ph 1	FP-NMG Dist Specific-Replace	376.1	$ -	$ -	$ -	$ -	$ -	$ -	$ -	$ -
2206	610001304	PRE-09045	'22 ABQ X-trube Project Ph 1	FP-NMG Dist Specific-Replace	376.2	$ -	$ -	$ -	$ -	$ -	$ -	$ -	$ -
2207	610001304	PRE-09045	'22 ABQ X-trube Project Ph 1	FP-NMG Dist Specific-Replace	376.4	$ -	$ -	$ -	$ -	$ -	$ -	$ -	$ -
2208	610001304	PRE-09045	'22 ABQ X-trube Project Ph 1	FP-NMG Dist Specific-Replace	380.0	$ -	$ -	$ -	$ -	$ -	$ -	$ -	$ -
2209	610001305	PRE-09044	ABQ X-trube (11n3e-31D)	FP-NMG Dist Specific-Replace	376.1	$ -	$ -	$ -	$ -	$ -	$ -	$ -	$ -
2210	610001305	PRE-09044	ABQ X-trube (11n3e-31D)	FP-NMG Dist Specific-Replace	376.2	$ -	$ -	$ -	$ -	$ -	$ -	$ -	$ -
2211	610001305	PRE-09044	ABQ X-trube (11n3e-31D)	FP-NMG Dist Specific-Replace	376.4	$ -	$ -	$ -	$ -	$ -	$ -	$ -	$ -
2212	610001305	PRE-09044	ABQ X-trube (11n3e-31D)	FP-NMG Dist Specific-Replace	380.0	$ -	$ -	$ -	$ -	$ -	$ -	$ -	$ -
2213	601001306	PRE-08480	Washout Mitigation Replace	FP-NMG Transm Specific-Replace	367.1	$ -	$ -	$ -	$ -	$ -	$ -	$ -	$ -
2214	601001306	PRE-08480	Washout Mitigation Replace	FP-NMG Transm Specific-Replace	368.0	$ -	$ -	$ -	$ -	$ -	$ -	$ -	$ -
2215	601001306	PRE-08480	Washout Mitigation Replace	FP-NMG Transm Specific-Replace	369.0	$ -	$ -	$ -	$ -	$ -	$ -	$ -	$ -
2216	601001307	NCP-14647	2021 CRM BANNER UPGRADE & ARCHIVE-PURGE	FP-NMG Intangible	303.3	$ -	$ -	$ -	$ -	$ -	$ -	$ -	$ -
2217	T610001308	PRE-09779	Material Verification Cutouts - Atrisco 20in	FP-NMG Transm Specific-Replace	367.1	$ -	$ -	$ -	$ -	$ -	$ -	$ -	$ -
2218	T610001308	PRE-09779	Material Verification Cutouts - Atrisco 20in	FP-NMG Transm Specific-Replace	368.0	$ -	$ -	$ -	$ -	$ -	$ -	$ -	$ -
2219	T610001308	PRE-09779	Material Verification Cutouts - Atrisco 20in	FP-NMG Transm Specific-Replace	369.0	$ -	$ -	$ -	$ -	$ -	$ -	$ -	$ -
2220	T624001309	PRE-09085	Materials Verification Cutouts Carlsbad ML	FP-NMG Transm Specific-Replace	367.1	$ -	$ -	$ -	$ -	$ -	$ -	$ -	$ -
2221	T624001309	PRE-09085	Materials Verification Cutouts Carlsbad ML	FP-NMG Transm Specific-Replace	368.0	$ -	$ -	$ -	$ -	$ -	$ -	$ -	$ -
2222	T624001309	PRE-09085	Materials Verification Cutouts Carlsbad ML	FP-NMG Transm Specific-Replace	369.0	$ -	$ -	$ -	$ -	$ -	$ -	$ -	$ -
2223	T624001310	PRE-09086	Material Verification Cutouts - Monument ML	FP-NMG Transm Specific-Replace	367.1	$ -	$ -	$ -	$ -	$ -	$ -	$ -	$ -
2224	T624001310	PRE-09086	Material Verification Cutouts - Monument ML	FP-NMG Transm Specific-Replace	368.0	$ -	$ -	$ -	$ -	$ -	$ -	$ -	$ -
2225	T624001310	PRE-09086	Material Verification Cutouts - Monument ML	FP-NMG Transm Specific-Replace	369.0	$ -	$ -	$ -	$ -	$ -	$ -	$ -	$ -
2226	T624001311	PRE-09084	Material Verification Pecos Valley Cutouts	FP-NMG Transm Specific-Replace	367.1	$ -	$ -	$ -	$ -	$ -	$ -	$ -	$ -
2227	T624001311	PRE-09084	Material Verification Pecos Valley Cutouts	FP-NMG Transm Specific-Replace	368.0	$ -	$ -	$ -	$ -	$ -	$ -	$ -	$ -
2228	T624001311	PRE-09084	Material Verification Pecos Valley Cutouts	FP-NMG Transm Specific-Replace	369.0	$ -	$ -	$ -	$ -	$ -	$ -	$ -	$ -
2229	T660001312	PRE-09054	Materials Verification Cutouts - Taos ML 8in Pilar to Taos BS	FP-NMG Transm Specific-Replace	367.1	$ -	$ -	$ -	$ -	$ -	$ -	$ -	$ -
2230	T660001312	PRE-09054	Materials Verification Cutouts - Taos ML 8in Pilar to Taos BS	FP-NMG Transm Specific-Replace	368.0	$ -	$ -	$ -	$ -	$ -	$ -	$ -	$ -
2231	T660001312	PRE-09054	Materials Verification Cutouts - Taos ML 8in Pilar to Taos BS	FP-NMG Transm Specific-Replace	369.0	$ -	$ -	$ -	$ -	$ -	$ -	$ -	$ -
2232	601001313	NEW-14303	CNG 2021	FP-NMG Land_Structures&Improver	390.0	$ -	$ -	$ -	$ -	$ -	$ -	$ -	$ -
2233	601001314	NCP-13167	ESRI Licensing for 2019 Capital Projects	FP-NMG Intangible	303.3	$ -	$ -	$ -	$ -	$ -	$ -	$ -	$ -
2234	T660001315	PRE-09053	Materials Verification 6in Espanola ML	FP-NMG Transm Specific-Replace	367.1	$ -	$ -	$ -	$ -	$ -	$ -	$ -	$ -
2235	T660001315	PRE-09053	Materials Verification 6in Espanola ML	FP-NMG Transm Specific-Replace	368.0	$ -	$ -	$ -	$ -	$ -	$ -	$ -	$ -
2236	T660001315	PRE-09053	Materials Verification 6in Espanola ML	FP-NMG Transm Specific-Replace	369.0	$ -	$ -	$ -	$ -	$ -	$ -	$ -	$ -
2237	T624001316	PRE-09786	Material Verification AMAX 10 ML	FP-NMG Transm Specific-Replace	367.1	$ -	$ -	$ -	$ -	$ -	$ -	$ -	$ -
2238	T624001316	PRE-09786	Material Verification AMAX 10 ML	FP-NMG Transm Specific-Replace	368.0	$ -	$ -	$ -	$ -	$ -	$ -	$ -	$ -
2239	T624001316	PRE-09786	Material Verification AMAX 10 ML	FP-NMG Transm Specific-Replace	369.0	$ -	$ -	$ -	$ -	$ -	$ -	$ -	$ -
2240	605001317	PRE-09007	2020 Bare Main - Portales ML	FP-NMG Dist Mains-Replace	376.1	$ -	$ -	$ -	$ -	$ -	$ -	$ -	$ -
2241	605001317	PRE-09007	2020 Bare Main - Portales ML	FP-NMG Dist Mains-Replace	376.2	$ -	$ -	$ -	$ -	$ -	$ -	$ -	$ -
2242	605001317	PRE-09007	2020 Bare Main - Portales ML	FP-NMG Dist Mains-Replace	376.4	$ -	$ -	$ -	$ -	$ -	$ -	$ -	$ -
2243	605001317	PRE-09007	2020 Bare Main - Portales ML	FP-NMG Dist Mains-Replace	380.0	$ -	$ -	$ -	$ -	$ -	$ -	$ -	$ -

NEW MEXICO GAS COMPANY, INC.

Plant Gross Activity
Base Period - 12 Months Ending March 31, 2023
Future Test Year - 12 Months Ending September 30, 2025

	A	B	C	D	E	U	V	W	X	Y	Z	AA
3	Investment Number	FP Number	Investment Name	FP Type	FERC Account	7/31/2024	8/31/2024	9/30/2024	10/31/2024	11/30/2024	12/31/2024	1/31/2025
2188	T610001299	PRE-09481	2020 RSV - Tennyson ML - Tennyson Take-off	FP-NMG Transm Specific-Replace	368.0	$ -	$ -	$ -	$ -	$ -	$ -	$ -
2189	T610001299	PRE-09481	2020 RSV - Tennyson ML - Tennyson Take-off	FP-NMG Transm Specific-Replace	369.0	$ -	$ -	$ -	$ -	$ -	$ -	$ -
2190	T610001300	PRE-09482	2020 RSV - Coranado ML - Coronado Take-off	FP-NMG Transm Specific-Replace	367.1	$ -	$ -	$ -	$ -	$ -	$ -	$ -
2191	T610001300	PRE-09482	2020 RSV - Coranado ML - Coronado Take-off	FP-NMG Transm Specific-Replace	368.0	$ -	$ -	$ -	$ -	$ -	$ -	$ -
2192	T610001300	PRE-09482	2020 RSV - Coranado ML - Coronado Take-off	FP-NMG Transm Specific-Replace	369.0	$ -	$ -	$ -	$ -	$ -	$ -	$ -
2193	610001301	PRE-09025	2021 ABQ X-trube (10n4e-05C)	FP-NMG Dist Specific-Replace	376.1	$ -	$ -	$ -	$ -	$ -	$ -	$ -
2194	610001301	PRE-09025	2021 ABQ X-trube (10n4e-05C)	FP-NMG Dist Specific-Replace	376.2	$ -	$ -	$ -	$ -	$ -	$ -	$ -
2195	610001301	PRE-09025	2021 ABQ X-trube (10n4e-05C)	FP-NMG Dist Specific-Replace	376.4	$ -	$ -	$ -	$ -	$ -	$ -	$ -
2196	610001301	PRE-09025	2021 ABQ X-trube (10n4e-05C)	FP-NMG Dist Specific-Replace	380.0	$ -	$ -	$ -	$ -	$ -	$ -	$ -
2197	610001302	PRE-09041	ABQ X-trube (10n4e-11A)	FP-NMG Dist Specific-Replace	376.1	$ -	$ -	$ -	$ -	$ -	$ -	$ -
2198	610001302	PRE-09041	ABQ X-trube (10n4e-11A)	FP-NMG Dist Specific-Replace	376.2	$ -	$ -	$ -	$ -	$ -	$ -	$ -
2199	610001302	PRE-09041	ABQ X-trube (10n4e-11A)	FP-NMG Dist Specific-Replace	376.4	$ -	$ -	$ -	$ -	$ -	$ -	$ -
2200	610001302	PRE-09041	ABQ X-trube (10n4e-11A)	FP-NMG Dist Specific-Replace	380.0	$ -	$ -	$ -	$ -	$ -	$ -	$ -
2201	610001303	PRE-09043	ABQ X-trube (10n4e-34C)	FP-NMG Dist Specific-Replace	376.1	$ -	$ -	$ -	$ -	$ -	$ -	$ -
2202	610001303	PRE-09043	ABQ X-trube (10n4e-34C)	FP-NMG Dist Specific-Replace	376.2	$ -	$ -	$ -	$ -	$ -	$ -	$ -
2203	610001303	PRE-09043	ABQ X-trube (10n4e-34C)	FP-NMG Dist Specific-Replace	376.4	$ -	$ -	$ -	$ -	$ -	$ -	$ -
2204	610001303	PRE-09043	ABQ X-trube (10n4e-34C)	FP-NMG Dist Specific-Replace	380.0	$ -	$ -	$ -	$ -	$ -	$ -	$ -
2205	610001304	PRE-09045	'22 ABQ X-trube Project Ph 1	FP-NMG Dist Specific-Replace	376.1	$ -	$ -	$ -	$ -	$ -	$ -	$ -
2206	610001304	PRE-09045	'22 ABQ X-trube Project Ph 1	FP-NMG Dist Specific-Replace	376.2	$ -	$ -	$ -	$ -	$ -	$ -	$ -
2207	610001304	PRE-09045	'22 ABQ X-trube Project Ph 1	FP-NMG Dist Specific-Replace	376.4	$ -	$ -	$ -	$ -	$ -	$ -	$ -
2208	610001304	PRE-09045	'22 ABQ X-trube Project Ph 1	FP-NMG Dist Specific-Replace	380.0	$ -	$ -	$ -	$ -	$ -	$ -	$ -
2209	610001305	PRE-09044	ABQ X-trube (11n3e-31D)	FP-NMG Dist Specific-Replace	376.1	$ -	$ -	$ -	$ -	$ -	$ -	$ -
2210	610001305	PRE-09044	ABQ X-trube (11n3e-31D)	FP-NMG Dist Specific-Replace	376.2	$ -	$ -	$ -	$ -	$ -	$ -	$ -
2211	610001305	PRE-09044	ABQ X-trube (11n3e-31D)	FP-NMG Dist Specific-Replace	376.4	$ -	$ -	$ -	$ -	$ -	$ -	$ -
2212	610001305	PRE-09044	ABQ X-trube (11n3e-31D)	FP-NMG Dist Specific-Replace	380.0	$ -	$ -	$ -	$ -	$ -	$ -	$ -
2213	601001306	PRE-08480	Washout Mitigation Replace	FP-NMG Transm Specific-Replace	367.1	$ -	$ -	$ -	$ -	$ -	$ -	$ -
2214	601001306	PRE-08480	Washout Mitigation Replace	FP-NMG Transm Specific-Replace	368.0	$ -	$ -	$ -	$ -	$ -	$ -	$ -
2215	601001306	PRE-08480	Washout Mitigation Replace	FP-NMG Transm Specific-Replace	369.0	$ -	$ -	$ -	$ -	$ -	$ -	$ -
2216	601001307	NCP-14647	2021 CRM BANNER UPGRADE & ARCHIVE-PURGE	FP-NMG Intangible	303.3	$ -	$ -	$ -	$ -	$ -	$ -	$ -
2217	T610001308	PRE-09779	Material Verification Cutouts - Atrisco 20in	FP-NMG Transm Specific-Replace	367.1	$ -	$ -	$ -	$ -	$ -	$ -	$ -
2218	T610001308	PRE-09779	Material Verification Cutouts - Atrisco 20in	FP-NMG Transm Specific-Replace	368.0	$ -	$ -	$ -	$ -	$ -	$ -	$ -
2219	T610001308	PRE-09779	Material Verification Cutouts - Atrisco 20in	FP-NMG Transm Specific-Replace	369.0	$ -	$ -	$ -	$ -	$ -	$ -	$ -
2220	T624001309	PRE-09085	Materials Verification Cutouts Carlsbad ML	FP-NMG Transm Specific-Replace	367.1	$ 538,446	$ -	$ -	$ -	$ -	$ -	$ -
2221	T624001309	PRE-09085	Materials Verification Cutouts Carlsbad ML	FP-NMG Transm Specific-Replace	368.0	$ 76,921	$ -	$ -	$ -	$ -	$ -	$ -
2222	T624001309	PRE-09085	Materials Verification Cutouts Carlsbad ML	FP-NMG Transm Specific-Replace	369.0	$ 153,842	$ -	$ -	$ -	$ -	$ -	$ -
2223	T624001310	PRE-09086	Material Verification Cutouts - Monument ML	FP-NMG Transm Specific-Replace	367.1	$ -	$ -	$ -	$ -	$ -	$ -	$ -
2224	T624001310	PRE-09086	Material Verification Cutouts - Monument ML	FP-NMG Transm Specific-Replace	368.0	$ -	$ -	$ -	$ -	$ -	$ -	$ -
2225	T624001310	PRE-09086	Material Verification Cutouts - Monument ML	FP-NMG Transm Specific-Replace	369.0	$ -	$ -	$ -	$ -	$ -	$ -	$ -
2226	T624001311	PRE-09084	Material Verification Pecos Valley Cutouts	FP-NMG Transm Specific-Replace	367.1	$ -	$ -	$ -	$ -	$ -	$ -	$ -
2227	T624001311	PRE-09084	Material Verification Pecos Valley Cutouts	FP-NMG Transm Specific-Replace	368.0	$ -	$ -	$ -	$ -	$ -	$ -	$ -
2228	T624001311	PRE-09084	Material Verification Pecos Valley Cutouts	FP-NMG Transm Specific-Replace	369.0	$ -	$ -	$ -	$ -	$ -	$ -	$ -
2229	T660001312	PRE-09054	Materials Verification Cutouts - Taos ML 8in Pilar to Taos BS	FP-NMG Transm Specific-Replace	367.1	$ -	$ -	$ -	$ -	$ -	$ -	$ -
2230	T660001312	PRE-09054	Materials Verification Cutouts - Taos ML 8in Pilar to Taos BS	FP-NMG Transm Specific-Replace	368.0	$ -	$ -	$ -	$ -	$ -	$ -	$ -
2231	T660001312	PRE-09054	Materials Verification Cutouts - Taos ML 8in Pilar to Taos BS	FP-NMG Transm Specific-Replace	369.0	$ -	$ -	$ -	$ -	$ -	$ -	$ -
2232	601001313	NEW-14303	CNG 2021	FP-NMG Land_Structures&Improver	390.0	$ -	$ -	$ -	$ -	$ -	$ -	$ -
2233	601001314	NCP-13167	ESRI Licensing for 2019 Capital Projects	FP-NMG Intangible	303.3	$ -	$ -	$ -	$ -	$ -	$ -	$ -
2234	T660001315	PRE-09053	Materials Verification 6in Espanola ML	FP-NMG Transm Specific-Replace	367.1	$ -	$ -	$ -	$ -	$ -	$ -	$ -
2235	T660001315	PRE-09053	Materials Verification 6in Espanola ML	FP-NMG Transm Specific-Replace	368.0	$ -	$ -	$ -	$ -	$ -	$ -	$ -
2236	T660001315	PRE-09053	Materials Verification 6in Espanola ML	FP-NMG Transm Specific-Replace	369.0	$ -	$ -	$ -	$ -	$ -	$ -	$ -
2237	T624001316	PRE-09786	Material Verification AMAX 10 ML	FP-NMG Transm Specific-Replace	367.1	$ -	$ -	$ -	$ -	$ -	$ -	$ -
2238	T624001316	PRE-09786	Material Verification AMAX 10 ML	FP-NMG Transm Specific-Replace	368.0	$ -	$ -	$ -	$ -	$ -	$ -	$ -
2239	T624001316	PRE-09786	Material Verification AMAX 10 ML	FP-NMG Transm Specific-Replace	369.0	$ -	$ -	$ -	$ -	$ -	$ -	$ -
2240	605001317	PRE-09007	2020 Bare Main - Portales ML	FP-NMG Dist Mains-Replace	376.1	$ -	$ -	$ -	$ -	$ -	$ -	$ -
2241	605001317	PRE-09007	2020 Bare Main - Portales ML	FP-NMG Dist Mains-Replace	376.2	$ -	$ -	$ -	$ -	$ -	$ -	$ -
2242	605001317	PRE-09007	2020 Bare Main - Portales ML	FP-NMG Dist Mains-Replace	376.4	$ -	$ -	$ -	$ -	$ -	$ -	$ -
2243	605001317	PRE-09007	2020 Bare Main - Portales ML	FP-NMG Dist Mains-Replace	380.0	$ -	$ -	$ -	$ -	$ -	$ -	$ -

NEW MEXICO GAS COMPANY, INC.

Plant Gross Activity
Base Period - 12 Months Ending March 31, 2023
Future Test Year - 12 Months Ending September 30, 2025

	A	B	C	D	E	AB	AC	AD	AE	AF	AG	AH	AI
3	Investment Number	FP Number	Investment Name	FP Type	FERC Account	2/28/2025	3/31/2025	4/30/2025	5/31/2025	6/30/2025	7/31/2025	8/31/2025	9/30/2025
2188	T610001299	PRE-09481	2020 RSV - Tennyson ML - Tennyson Take-off	FP-NMG Transm Specific-Replace	368.0	$ -	$ -	$ -	$ -	$ -	$ -	$ -	$ -
2189	T610001299	PRE-09481	2020 RSV - Tennyson ML - Tennyson Take-off	FP-NMG Transm Specific-Replace	369.0	$ -	$ -	$ -	$ -	$ -	$ -	$ -	$ -
2190	T610001300	PRE-09482	2020 RSV - Coranado ML - Coronado Take-off	FP-NMG Transm Specific-Replace	367.1	$ -	$ -	$ -	$ -	$ -	$ -	$ -	$ -
2191	T610001300	PRE-09482	2020 RSV - Coranado ML - Coronado Take-off	FP-NMG Transm Specific-Replace	368.0	$ -	$ -	$ -	$ -	$ -	$ -	$ -	$ -
2192	T610001300	PRE-09482	2020 RSV - Coranado ML - Coronado Take-off	FP-NMG Transm Specific-Replace	369.0	$ -	$ -	$ -	$ -	$ -	$ -	$ -	$ -
2193	610001301	PRE-09025	2021 ABQ X-trube (10n4e-05C)	FP-NMG Dist Specific-Replace	376.1	$ -	$ -	$ -	$ -	$ -	$ -	$ -	$ -
2194	610001301	PRE-09025	2021 ABQ X-trube (10n4e-05C)	FP-NMG Dist Specific-Replace	376.2	$ -	$ -	$ -	$ -	$ -	$ -	$ -	$ -
2195	610001301	PRE-09025	2021 ABQ X-trube (10n4e-05C)	FP-NMG Dist Specific-Replace	376.4	$ -	$ -	$ -	$ -	$ -	$ -	$ -	$ -
2196	610001301	PRE-09025	2021 ABQ X-trube (10n4e-05C)	FP-NMG Dist Specific-Replace	380.0	$ -	$ -	$ -	$ -	$ -	$ -	$ -	$ -
2197	610001302	PRE-09041	ABQ X-trube (10n4e-11A)	FP-NMG Dist Specific-Replace	376.1	$ -	$ -	$ -	$ -	$ -	$ -	$ -	$ -
2198	610001302	PRE-09041	ABQ X-trube (10n4e-11A)	FP-NMG Dist Specific-Replace	376.2	$ -	$ -	$ -	$ -	$ -	$ -	$ -	$ -
2199	610001302	PRE-09041	ABQ X-trube (10n4e-11A)	FP-NMG Dist Specific-Replace	376.4	$ -	$ -	$ -	$ -	$ -	$ -	$ -	$ -
2200	610001302	PRE-09041	ABQ X-trube (10n4e-11A)	FP-NMG Dist Specific-Replace	380.0	$ -	$ -	$ -	$ -	$ -	$ -	$ -	$ -
2201	610001303	PRE-09043	ABQ X-trube (10n4e-34C)	FP-NMG Dist Specific-Replace	376.1	$ -	$ -	$ -	$ -	$ -	$ -	$ -	$ -
2202	610001303	PRE-09043	ABQ X-trube (10n4e-34C)	FP-NMG Dist Specific-Replace	376.2	$ -	$ -	$ -	$ -	$ -	$ -	$ -	$ -
2203	610001303	PRE-09043	ABQ X-trube (10n4e-34C)	FP-NMG Dist Specific-Replace	376.4	$ -	$ -	$ -	$ -	$ -	$ -	$ -	$ -
2204	610001303	PRE-09043	ABQ X-trube (10n4e-34C)	FP-NMG Dist Specific-Replace	380.0	$ -	$ -	$ -	$ -	$ -	$ -	$ -	$ -
2205	610001304	PRE-09045	'22 ABQ X-trube Project Ph 1	FP-NMG Dist Specific-Replace	376.1	$ -	$ -	$ -	$ -	$ -	$ -	$ -	$ -
2206	610001304	PRE-09045	'22 ABQ X-trube Project Ph 1	FP-NMG Dist Specific-Replace	376.2	$ -	$ -	$ -	$ -	$ -	$ -	$ -	$ -
2207	610001304	PRE-09045	'22 ABQ X-trube Project Ph 1	FP-NMG Dist Specific-Replace	376.4	$ -	$ -	$ -	$ -	$ -	$ -	$ -	$ -
2208	610001304	PRE-09045	'22 ABQ X-trube Project Ph 1	FP-NMG Dist Specific-Replace	380.0	$ -	$ -	$ -	$ -	$ -	$ -	$ -	$ -
2209	610001305	PRE-09044	ABQ X-trube (11n3e-31D)	FP-NMG Dist Specific-Replace	376.1	$ -	$ -	$ -	$ -	$ -	$ -	$ -	$ -
2210	610001305	PRE-09044	ABQ X-trube (11n3e-31D)	FP-NMG Dist Specific-Replace	376.2	$ -	$ -	$ -	$ -	$ -	$ -	$ -	$ -
2211	610001305	PRE-09044	ABQ X-trube (11n3e-31D)	FP-NMG Dist Specific-Replace	376.4	$ -	$ -	$ -	$ -	$ -	$ -	$ -	$ -
2212	610001305	PRE-09044	ABQ X-trube (11n3e-31D)	FP-NMG Dist Specific-Replace	380.0	$ -	$ -	$ -	$ -	$ -	$ -	$ -	$ -
2213	601001306	PRE-08480	Washout Mitigation Replace	FP-NMG Transm Specific-Replace	367.1	$ -	$ -	$ -	$ -	$ -	$ -	$ -	$ -
2214	601001306	PRE-08480	Washout Mitigation Replace	FP-NMG Transm Specific-Replace	368.0	$ -	$ -	$ -	$ -	$ -	$ -	$ -	$ -
2215	601001306	PRE-08480	Washout Mitigation Replace	FP-NMG Transm Specific-Replace	369.0	$ -	$ -	$ -	$ -	$ -	$ -	$ -	$ -
2216	601001307	NCP-14647	2021 CRM BANNER UPGRADE & ARCHIVE-PURGE	FP-NMG Intangible	303.3	$ -	$ -	$ -	$ -	$ -	$ -	$ -	$ -
2217	T610001308	PRE-09779	Material Verification Cutouts - Atrisco 20in	FP-NMG Transm Specific-Replace	367.1	$ -	$ -	$ -	$ -	$ -	$ -	$ -	$ -
2218	T610001308	PRE-09779	Material Verification Cutouts - Atrisco 20in	FP-NMG Transm Specific-Replace	368.0	$ -	$ -	$ -	$ -	$ -	$ -	$ -	$ -
2219	T610001308	PRE-09779	Material Verification Cutouts - Atrisco 20in	FP-NMG Transm Specific-Replace	369.0	$ -	$ -	$ -	$ -	$ -	$ -	$ -	$ -
2220	T624001309	PRE-09085	Materials Verification Cutouts Carlsbad ML	FP-NMG Transm Specific-Replace	367.1	$ -	$ -	$ -	$ -	$ -	$ -	$ -	$ -
2221	T624001309	PRE-09085	Materials Verification Cutouts Carlsbad ML	FP-NMG Transm Specific-Replace	368.0	$ -	$ -	$ -	$ -	$ -	$ -	$ -	$ -
2222	T624001309	PRE-09085	Materials Verification Cutouts Carlsbad ML	FP-NMG Transm Specific-Replace	369.0	$ -	$ -	$ -	$ -	$ -	$ -	$ -	$ -
2223	T624001310	PRE-09086	Material Verification Cutouts - Monument ML	FP-NMG Transm Specific-Replace	367.1	$ -	$ -	$ -	$ -	$ -	$ -	$ -	$ -
2224	T624001310	PRE-09086	Material Verification Cutouts - Monument ML	FP-NMG Transm Specific-Replace	368.0	$ -	$ -	$ -	$ -	$ -	$ -	$ -	$ -
2225	T624001310	PRE-09086	Material Verification Cutouts - Monument ML	FP-NMG Transm Specific-Replace	369.0	$ -	$ -	$ -	$ -	$ -	$ -	$ -	$ -
2226	T624001311	PRE-09084	Material Verification Pecos Valley Cutouts	FP-NMG Transm Specific-Replace	367.1	$ -	$ -	$ -	$ -	$ -	$ -	$ -	$ -
2227	T624001311	PRE-09084	Material Verification Pecos Valley Cutouts	FP-NMG Transm Specific-Replace	368.0	$ -	$ -	$ -	$ -	$ -	$ -	$ -	$ -
2228	T624001311	PRE-09084	Material Verification Pecos Valley Cutouts	FP-NMG Transm Specific-Replace	369.0	$ -	$ -	$ -	$ -	$ -	$ -	$ -	$ -
2229	T660001312	PRE-09054	Materials Verification Cutouts - Taos ML 8in Pilar to Taos BS	FP-NMG Transm Specific-Replace	367.1	$ -	$ -	$ -	$ -	$ -	$ -	$ -	$ -
2230	T660001312	PRE-09054	Materials Verification Cutouts - Taos ML 8in Pilar to Taos BS	FP-NMG Transm Specific-Replace	368.0	$ -	$ -	$ -	$ -	$ -	$ -	$ -	$ -
2231	T660001312	PRE-09054	Materials Verification Cutouts - Taos ML 8in Pilar to Taos BS	FP-NMG Transm Specific-Replace	369.0	$ -	$ -	$ -	$ -	$ -	$ -	$ -	$ -
2232	601001313	NEW-14303	CNG 2021	FP-NMG Land_Structures&Improver	390.0	$ -	$ -	$ -	$ -	$ -	$ -	$ -	$ -
2233	601001314	NCP-13167	ESRI Licensing for 2019 Capital Projects	FP-NMG Intangible	303.3	$ -	$ -	$ -	$ -	$ -	$ -	$ -	$ -
2234	T660001315	PRE-09053	Materials Verification 6in Espanola ML	FP-NMG Transm Specific-Replace	367.1	$ -	$ -	$ -	$ -	$ -	$ -	$ -	$ -
2235	T660001315	PRE-09053	Materials Verification 6in Espanola ML	FP-NMG Transm Specific-Replace	368.0	$ -	$ -	$ -	$ -	$ -	$ -	$ -	$ -
2236	T660001315	PRE-09053	Materials Verification 6in Espanola ML	FP-NMG Transm Specific-Replace	369.0	$ -	$ -	$ -	$ -	$ -	$ -	$ -	$ -
2237	T624001316	PRE-09786	Material Verification AMAX 10 ML	FP-NMG Transm Specific-Replace	367.1	$ -	$ -	$ -	$ -	$ -	$ -	$ -	$ -
2238	T624001316	PRE-09786	Material Verification AMAX 10 ML	FP-NMG Transm Specific-Replace	368.0	$ -	$ -	$ -	$ -	$ -	$ -	$ -	$ -
2239	T624001316	PRE-09786	Material Verification AMAX 10 ML	FP-NMG Transm Specific-Replace	369.0	$ -	$ -	$ -	$ -	$ -	$ -	$ -	$ -
2240	605001317	PRE-09007	2020 Bare Main - Portales ML	FP-NMG Dist Mains-Replace	376.1	$ -	$ -	$ -	$ -	$ -	$ -	$ -	$ -
2241	605001317	PRE-09007	2020 Bare Main - Portales ML	FP-NMG Dist Mains-Replace	376.2	$ -	$ -	$ -	$ -	$ -	$ -	$ -	$ -
2242	605001317	PRE-09007	2020 Bare Main - Portales ML	FP-NMG Dist Mains-Replace	376.4	$ -	$ -	$ -	$ -	$ -	$ -	$ -	$ -
2243	605001317	PRE-09007	2020 Bare Main - Portales ML	FP-NMG Dist Mains-Replace	380.0	$ -	$ -	$ -	$ -	$ -	$ -	$ -	$ -

NEW MEXICO GAS COMPANY, INC.

Plant Gross Activity
Base Period - 12 Months Ending March 31, 2023
Future Test Year - 12 Months Ending September 30, 2025

	A	B	C	D	E	F	G	H	I	J	K	L
3	Investment Number	FP Number	Investment Name	FP Type	FERC Account	4/30/2023	5/31/2023	6/30/2023	7/31/2023	8/31/2023	9/30/2023	10/31/2023
2244	T680001318	PRE-09052	Material Verification Cutouts- Brazos Mainline – X41 to Dulce	FP-NMG Transm Specific-Replace	367.1	$ -	$ -	$ -	$ -	$ -	$ -	$ -
2245	T680001318	PRE-09052	Material Verification Cutouts- Brazos Mainline – X41 to Dulce	FP-NMG Transm Specific-Replace	368.0	$ -	$ -	$ -	$ -	$ -	$ -	$ -
2246	T680001318	PRE-09052	Material Verification Cutouts- Brazos Mainline – X41 to Dulce	FP-NMG Transm Specific-Replace	369.0	$ -	$ -	$ -	$ -	$ -	$ -	$ -
2247	T624001319	PRE-08126	Potash Retirement - Intrepid East Tap	FP-NMG Transm Mains-Replace	367.1	$ 111	$ -	$ -	$ -	$ -	$ -	$ -
2248	660001320	NEW-14383	Facilities - Santa Fe	FP-NMG Land_Structures&Improven	390.0	$ -	$ -	$ -	$ -	$ -	$ -	$ -
2249	667001321	NEW-13305	Pot Creek/SMU Campus Line Extension	FP-NMG Dist Specifics-New	376.1	$ -	$ -	$ -	$ -	$ -	$ -	$ -
2250	667001321	NEW-13305	Pot Creek/SMU Campus Line Extension	FP-NMG Dist Specifics-New	376.2	$ -	$ -	$ -	$ -	$ -	$ -	$ -
2251	667001321	NEW-13305	Pot Creek/SMU Campus Line Extension	FP-NMG Dist Specifics-New	376.4	$ -	$ -	$ -	$ -	$ -	$ -	$ -
2252	627001323	TEMP	Replace Fence-Lovington	FP-NMG Dist Misc Equip Gen Plnt	303.3	$ -	$ -	$ -	$ -	$ -	$ -	$ -
2253	T660001324	NEW-14503	Los Alamos CGTG METER STATION	FP-NMG Transm Stations-New	369.0	$ -	$ -	$ -	$ -	$ -	$ -	$ -
2254	625001325	NEW-08517	Facilities - Clayton	FP-NMG Land_Structures&Improven	390.0	$ -	$ -	$ -	$ -	$ -	$ -	$ -
2255	T680001326	NEW-10065	El Corto ML Looping	FP-NMG Transm Specifics-New	367.1	$ -	$ -	$ -	$ -	$ -	$ -	$ -
2256	T680001326	NEW-10065	El Corto ML Looping	FP-NMG Transm Specifics-New	368.0	$ -	$ -	$ -	$ -	$ -	$ -	$ -
2257	T680001326	NEW-10065	El Corto ML Looping	FP-NMG Transm Specifics-New	369.0	$ -	$ -	$ -	$ -	$ -	$ -	$ -
2258	627001327	PRE-05871	LOV PVC/ABS Eunice Drinkard Road	FP-NMG Dist Specific-Replace	376.1	$ -	$ -	$ -	$ -	$ -	$ -	$ -
2259	627001327	PRE-05871	LOV PVC/ABS Eunice Drinkard Road	FP-NMG Dist Specific-Replace	376.2	$ -	$ -	$ -	$ -	$ -	$ -	$ -
2260	627001327	PRE-05871	LOV PVC/ABS Eunice Drinkard Road	FP-NMG Dist Specific-Replace	376.4	$ -	$ -	$ -	$ -	$ -	$ -	$ -
2261	627001327	PRE-05871	LOV PVC/ABS Eunice Drinkard Road	FP-NMG Dist Specific-Replace	380.0	$ -	$ -	$ -	$ -	$ -	$ -	$ -
2262	T610001328	PRE-09680	RCV 4 Actuator at Santa Fe Junction Replacement	FP-NMG Transm Stations-Replace	368.0	$ -	$ -	$ -	$ -	$ -	$ -	$ -
2263	T610001328	PRE-09680	RCV 4 Actuator at Santa Fe Junction Replacement	FP-NMG Transm Stations-Replace	369.0	$ -	$ -	$ -	$ -	$ -	$ -	$ -
2264	610001329	PRE-08936	ABQ X-Trube (XXXX-XXX)	FP-NMG Dist Specific-Replace	376.1	$ -	$ -	$ -	$ -	$ -	$ -	$ -
2265	610001329	PRE-08936	ABQ X-Trube (XXXX-XXX)	FP-NMG Dist Specific-Replace	376.2	$ -	$ -	$ -	$ -	$ -	$ -	$ -
2266	610001329	PRE-08936	ABQ X-Trube (XXXX-XXX)	FP-NMG Dist Specific-Replace	376.4	$ -	$ -	$ -	$ -	$ -	$ -	$ -
2267	610001329	PRE-08936	ABQ X-Trube (XXXX-XXX)	FP-NMG Dist Specific-Replace	380.0	$ -	$ -	$ -	$ -	$ -	$ -	$ -
2268	634001330	NEW-08519	TUC Facilities Improvements	FP-NMG Land_Structures&Improven	390.0	$ -	$ -	$ -	$ -	$ -	$ -	$ -
2269	627001331	NEW-14543	LOV Facilities Improvements	FP-NMG Land_Structures&Improven	390.0	$ -	$ -	$ -	$ -	$ -	$ -	$ -
2270	610001332	NEW-08534	ABQ Rio Puerco Loop	FP-NMG Transm Specifics-New	367.1	$ -	$ -	$ -	$ -	$ -	$ -	$ -
2271	610001332	NEW-08534	ABQ Rio Puerco Loop	FP-NMG Transm Specifics-New	368.0	$ -	$ -	$ -	$ -	$ -	$ -	$ -
2272	610001332	NEW-08534	ABQ Rio Puerco Loop	FP-NMG Transm Specifics-New	369.0	$ -	$ -	$ -	$ -	$ -	$ -	$ -
2273	680001333	NEW-14823	NW Farmington - Road 3950	FP-NMG Dist Specifics-New	376.1	$ -	$ -	$ -	$ -	$ -	$ -	$ -
2274	680001333	NEW-14823	NW Farmington - Road 3950	FP-NMG Dist Specifics-New	376.2	$ -	$ -	$ -	$ -	$ -	$ -	$ -
2275	680001333	NEW-14823	NW Farmington - Road 3950	FP-NMG Dist Specifics-New	376.4	$ -	$ -	$ -	$ -	$ -	$ -	$ -
2276	632001334	NEW-14843	Silver City Yard Expansion	FP-NMG Land_Structures&Improven	390.0	$ -	$ -	$ -	$ -	$ -	$ -	$ -
2277	T624001335	TEMP	Tipperary Regulator Station Meter Replacement	FP-NMG Transm Stations-Replace	368.0	$ -	$ -	$ -	$ -	$ -	$ -	$ -
2278	T624001335	TEMP	Tipperary Regulator Station Meter Replacement	FP-NMG Transm Stations-Replace	369.0	$ -	$ -	$ -	$ -	$ -	$ -	$ -
2279	T610001336	TEMP	Santa Fe ML P50/P90	FP-NMG Transm Specific-Replace	367.1	$ -	$ -	$ -	$ -	$ -	$ -	$ -
2280	T610001336	TEMP	Santa Fe ML P50/P90	FP-NMG Transm Specific-Replace	368.0	$ -	$ -	$ -	$ -	$ -	$ -	$ -
2281	T610001336	TEMP	Santa Fe ML P50/P90	FP-NMG Transm Specific-Replace	369.0	$ -	$ -	$ -	$ -	$ -	$ -	$ -
2282	T624001337	TEMP	DCP Eunice Station and Eunice BS Transmitter Replacement	FP-NMG Transm Stations-Replace	368.0	$ -	$ -	$ -	$ -	$ -	$ -	$ -
2283	T624001337	TEMP	DCP Eunice Station and Eunice BS Transmitter Replacement	FP-NMG Transm Stations-Replace	369.0	$ -	$ -	$ -	$ -	$ -	$ -	$ -
2284	T624001338	PRE-09708	United Salt Meter Replacement	FP-NMG Transm Stations-Replace	368.0	$ -	$ -	$ -	$ -	$ -	$ -	$ -
2285	T624001338	PRE-09708	United Salt Meter Replacement	FP-NMG Transm Stations-Replace	369.0	$ -	$ -	$ -	$ -	$ -	$ -	$ -
2286	610001339	TEMP	Fake Reinforcement	FP-NMG Dist Specifics-New	376.1	$ -	$ -	$ -	$ -	$ -	$ -	$ -
2287	610001339	TEMP	Fake Reinforcement	FP-NMG Dist Specifics-New	376.2	$ -	$ -	$ -	$ -	$ -	$ -	$ -
2288	610001339	TEMP	Fake Reinforcement	FP-NMG Dist Specifics-New	376.4	$ -	$ -	$ -	$ -	$ -	$ -	$ -
2289	T624001340	PRE-09735	Spectra H2O analyzer at Frontier Maljamar	FP-NMG Transm Stations-Replace	368.0	$ -	$ -	$ -	$ -	$ -	$ -	$ -
2290	T624001340	PRE-09735	Spectra H2O analyzer at Frontier Maljamar	FP-NMG Transm Stations-Replace	369.0	$ -	$ -	$ -	$ -	$ -	$ -	$ -
2291	601001342	PRE-09420	High-Bleed Wizard Replacement	FP-NMG Transm Stations-Replace	368.0	$ -	$ -	$ -	$ -	$ -	$ -	$ -
2292	601001342	PRE-09420	High-Bleed Wizard Replacement	FP-NMG Transm Stations-Replace	369.0	$ -	$ -	$ -	$ -	$ -	$ -	$ -
2293	627001343	PRE-05807	Services - Lovington - Replace	FP-NMG Dist Services-Replace	380.0	$ -	$ -	$ 2,125	$ -	$ -	$ 4,777	$ -
2294	627001343	PRE-05807	Services - Lovington - Replace	FP-NMG Dist Services-Replace	380.1	$ -	$ -	$ 955	$ -	$ -	$ 2,146	$ -
2295	T621001344	PRE-09560	2020 Southern VFD Replacemnt	FP-NMG Transm Specific-Replace	367.1	$ -	$ -	$ -	$ -	$ -	$ -	$ -
2296	T621001344	PRE-09560	2020 Southern VFD Replacemnt	FP-NMG Transm Specific-Replace	368.0	$ -	$ -	$ -	$ -	$ -	$ -	$ -
2297	T621001344	PRE-09560	2020 Southern VFD Replacemnt	FP-NMG Transm Specific-Replace	369.0	$ -	$ -	$ -	$ -	$ -	$ -	$ -
2298	T626001345	NEW-10064	CLO New Reg Statio at CR D & CR21	FP-NMG Transm Specifics-New	367.1	$ -	$ -	$ -	$ -	$ -	$ -	$ -
2299	T626001345	NEW-10064	CLO New Reg Statio at CR D & CR21	FP-NMG Transm Specifics-New	368.0	$ -	$ -	$ -	$ -	$ -	$ -	$ -

NEW MEXICO GAS COMPANY, INC.

Plant Gross Activity
Base Period - 12 Months Ending March 31, 2023
Future Test Year - 12 Months Ending September 30, 2025

	A	B	C	D	E	M	N	O	P	Q	R	S	T
3	Investment Number	FP Number	Investment Name	FP Type	FERC Account	11/30/2023	12/31/2023	1/31/2024	2/29/2024	3/31/2024	4/30/2024	5/31/2024	6/30/2024
2244	T680001318	PRE-09052	Material Verification Cutouts- Brazos Mainline – X41 to Dulce	FP-NMG Transm Specific-Replace	367.1	$ -	$ -	$ -	$ -	$ -	$ -	$ -	$ -
2245	T680001318	PRE-09052	Material Verification Cutouts- Brazos Mainline – X41 to Dulce	FP-NMG Transm Specific-Replace	368.0	$ -	$ -	$ -	$ -	$ -	$ -	$ -	$ -
2246	T680001318	PRE-09052	Material Verification Cutouts- Brazos Mainline – X41 to Dulce	FP-NMG Transm Specific-Replace	369.0	$ -	$ -	$ -	$ -	$ -	$ -	$ -	$ -
2247	T624001319	PRE-08126	Potash Retirement - Intrepid East Tap	FP-NMG Transm Mains-Replace	367.1	$ -	$ -	$ -	$ -	$ -	$ -	$ -	$ -
2248	660001320	NEW-14383	Facilities - Santa Fe	FP-NMG Land_Structures&Improven	390.0	$ -	$ -	$ -	$ -	$ -	$ -	$ -	$ -
2249	667001321	NEW-13305	Pot Creek/SMU Campus Line Extension	FP-NMG Dist Specifics-New	376.1	$ -	$ -	$ -	$ -	$ -	$ -	$ -	$ -
2250	667001321	NEW-13305	Pot Creek/SMU Campus Line Extension	FP-NMG Dist Specifics-New	376.2	$ -	$ -	$ -	$ -	$ -	$ -	$ -	$ -
2251	667001321	NEW-13305	Pot Creek/SMU Campus Line Extension	FP-NMG Dist Specifics-New	376.4	$ -	$ -	$ -	$ -	$ -	$ -	$ -	$ -
2252	627001323	TEMP	Replace Fence-Lovington	FP-NMG Dist Misc Equip Gen Plnt	303.3	$ -	$ -	$ -	$ -	$ -	$ -	$ -	$ -
2253	T660001324	NEW-14503	Los Alamos CGTG METER STATION	FP-NMG Transm Stations-New	369.0	$ -	$ -	$ -	$ -	$ -	$ -	$ -	$ -
2254	625001325	NEW-08517	Facilities - Clayton	FP-NMG Land_Structures&Improven	390.0	$ -	$ -	$ -	$ -	$ -	$ -	$ -	$ -
2255	T680001326	NEW-10065	El Corto ML Looping	FP-NMG Transm Specifics-New	367.1	$ -	$ -	$ -	$ -	$ -	$ -	$ -	$ -
2256	T680001326	NEW-10065	El Corto ML Looping	FP-NMG Transm Specifics-New	368.0	$ -	$ -	$ -	$ -	$ -	$ -	$ -	$ -
2257	T680001326	NEW-10065	El Corto ML Looping	FP-NMG Transm Specifics-New	369.0	$ -	$ -	$ -	$ -	$ -	$ -	$ -	$ -
2258	627001327	PRE-05871	LOV PVC/ABS Eunice Drinkard Road	FP-NMG Dist Specific-Replace	376.1	$ -	$ -	$ -	$ -	$ -	$ -	$ -	$ -
2259	627001327	PRE-05871	LOV PVC/ABS Eunice Drinkard Road	FP-NMG Dist Specific-Replace	376.2	$ -	$ -	$ -	$ -	$ -	$ -	$ -	$ -
2260	627001327	PRE-05871	LOV PVC/ABS Eunice Drinkard Road	FP-NMG Dist Specific-Replace	376.4	$ -	$ -	$ -	$ -	$ -	$ -	$ -	$ -
2261	627001327	PRE-05871	LOV PVC/ABS Eunice Drinkard Road	FP-NMG Dist Specific-Replace	380.0	$ -	$ -	$ -	$ -	$ -	$ -	$ -	$ -
2262	T610001328	PRE-09680	RCV 4 Actuator at Santa Fe Junction Replacement	FP-NMG Transm Stations-Replace	368.0	$ -	$ -	$ -	$ -	$ -	$ -	$ -	$ -
2263	T610001328	PRE-09680	RCV 4 Actuator at Santa Fe Junction Replacement	FP-NMG Transm Stations-Replace	369.0	$ -	$ -	$ -	$ -	$ -	$ -	$ -	$ -
2264	610001329	PRE-08936	ABQ X-Trube (XXXX-XXX)	FP-NMG Dist Specific-Replace	376.1	$ -	$ -	$ -	$ -	$ -	$ -	$ -	$ -
2265	610001329	PRE-08936	ABQ X-Trube (XXXX-XXX)	FP-NMG Dist Specific-Replace	376.2	$ -	$ -	$ -	$ -	$ -	$ -	$ -	$ -
2266	610001329	PRE-08936	ABQ X-Trube (XXXX-XXX)	FP-NMG Dist Specific-Replace	376.4	$ -	$ -	$ -	$ -	$ -	$ -	$ -	$ -
2267	610001329	PRE-08936	ABQ X-Trube (XXXX-XXX)	FP-NMG Dist Specific-Replace	380.0	$ -	$ -	$ -	$ -	$ -	$ -	$ -	$ -
2268	634001330	NEW-08519	TUC Facilities Improvements	FP-NMG Land_Structures&Improven	390.0	$ -	$ -	$ -	$ -	$ -	$ -	$ -	$ -
2269	627001331	NEW-14543	LOV Facilities Improvements	FP-NMG Land_Structures&Improven	390.0	$ -	$ -	$ -	$ -	$ -	$ -	$ -	$ -
2270	610001332	NEW-08534	ABQ Rio Puerco Loop	FP-NMG Transm Specifics-New	367.1	$ -	$ -	$ -	$ -	$ -	$ -	$ -	$ -
2271	610001332	NEW-08534	ABQ Rio Puerco Loop	FP-NMG Transm Specifics-New	368.0	$ -	$ -	$ -	$ -	$ -	$ -	$ -	$ -
2272	610001332	NEW-08534	ABQ Rio Puerco Loop	FP-NMG Transm Specifics-New	369.0	$ -	$ -	$ -	$ -	$ -	$ -	$ -	$ -
2273	680001333	NEW-14823	NW Farmington - Road 3950	FP-NMG Dist Specifics-New	376.1	$ -	$ -	$ -	$ -	$ -	$ -	$ -	$ -
2274	680001333	NEW-14823	NW Farmington - Road 3950	FP-NMG Dist Specifics-New	376.2	$ -	$ -	$ -	$ -	$ -	$ -	$ -	$ -
2275	680001333	NEW-14823	NW Farmington - Road 3950	FP-NMG Dist Specifics-New	376.4	$ -	$ -	$ -	$ -	$ -	$ -	$ -	$ -
2276	632001334	NEW-14843	Silver City Yard Expansion	FP-NMG Land_Structures&Improven	390.0	$ -	$ -	$ -	$ -	$ -	$ -	$ -	$ -
2277	T624001335	TEMP	Tipperary Regulator Station Meter Replacement	FP-NMG Transm Stations-Replace	368.0	$ -	$ -	$ -	$ -	$ -	$ -	$ -	$ -
2278	T624001335	TEMP	Tipperary Regulator Station Meter Replacement	FP-NMG Transm Stations-Replace	369.0	$ -	$ -	$ -	$ -	$ -	$ -	$ -	$ -
2279	T610001336	TEMP	Santa Fe ML P50/P90	FP-NMG Transm Specific-Replace	367.1	$ -	$ -	$ -	$ -	$ -	$ -	$ -	$ -
2280	T610001336	TEMP	Santa Fe ML P50/P90	FP-NMG Transm Specific-Replace	368.0	$ -	$ -	$ -	$ -	$ -	$ -	$ -	$ -
2281	T610001336	TEMP	Santa Fe ML P50/P90	FP-NMG Transm Specific-Replace	369.0	$ -	$ -	$ -	$ -	$ -	$ -	$ -	$ -
2282	T624001337	TEMP	DCP Eunice Station and Eunice BS Transmitter Replacement	FP-NMG Transm Stations-Replace	368.0	$ -	$ -	$ -	$ -	$ -	$ -	$ -	$ -
2283	T624001337	TEMP	DCP Eunice Station and Eunice BS Transmitter Replacement	FP-NMG Transm Stations-Replace	369.0	$ -	$ -	$ -	$ -	$ -	$ -	$ -	$ -
2284	T624001338	PRE-09708	United Salt Meter Replacement	FP-NMG Transm Stations-Replace	368.0	$ -	$ -	$ -	$ -	$ -	$ -	$ -	$ -
2285	T624001338	PRE-09708	United Salt Meter Replacement	FP-NMG Transm Stations-Replace	369.0	$ -	$ -	$ -	$ -	$ -	$ -	$ -	$ -
2286	610001339	TEMP	Fake Reinforcement	FP-NMG Dist Specifics-New	376.1	$ -	$ -	$ -	$ -	$ -	$ -	$ -	$ -
2287	610001339	TEMP	Fake Reinforcement	FP-NMG Dist Specifics-New	376.2	$ -	$ -	$ -	$ -	$ -	$ -	$ -	$ -
2288	610001339	TEMP	Fake Reinforcement	FP-NMG Dist Specifics-New	376.4	$ -	$ -	$ -	$ -	$ -	$ -	$ -	$ -
2289	T624001340	PRE-09735	Spectra H2O analyzer at Frontier Maljamar	FP-NMG Transm Stations-Replace	368.0	$ -	$ -	$ -	$ -	$ -	$ -	$ -	$ -
2290	T624001340	PRE-09735	Spectra H2O analyzer at Frontier Maljamar	FP-NMG Transm Stations-Replace	369.0	$ -	$ -	$ -	$ -	$ -	$ -	$ -	$ -
2291	601001342	PRE-09420	High-Bleed Wizard Replacement	FP-NMG Transm Stations-Replace	368.0	$ -	$ -	$ -	$ -	$ -	$ -	$ -	$ -
2292	601001342	PRE-09420	High-Bleed Wizard Replacement	FP-NMG Transm Stations-Replace	369.0	$ -	$ -	$ -	$ -	$ -	$ -	$ -	$ -
2293	627001343	PRE-05807	Services - Lovington - Replace	FP-NMG Dist Services-Replace	380.0	$ -	$ 10,849	$ -	$ -	$ 2,037	$ -	$ -	$ 3,440
2294	627001343	PRE-05807	Services - Lovington - Replace	FP-NMG Dist Services-Replace	380.1	$ -	$ 4,874	$ -	$ -	$ 915	$ -	$ -	$ 1,546
2295	T621001344	PRE-09560	2020 Southern VFD Replacemnt	FP-NMG Transm Specific-Replace	367.1	$ -	$ -	$ -	$ -	$ -	$ -	$ -	$ -
2296	T621001344	PRE-09560	2020 Southern VFD Replacemnt	FP-NMG Transm Specific-Replace	368.0	$ -	$ -	$ -	$ -	$ -	$ -	$ -	$ -
2297	T621001344	PRE-09560	2020 Southern VFD Replacemnt	FP-NMG Transm Specific-Replace	369.0	$ -	$ -	$ -	$ -	$ -	$ -	$ -	$ -
2298	T626001345	NEW-10064	CLO New Reg Statio at CR D & CR21	FP-NMG Transm Specifics-New	367.1	$ -	$ -	$ -	$ -	$ -	$ -	$ -	$ -
2299	T626001345	NEW-10064	CLO New Reg Statio at CR D & CR21	FP-NMG Transm Specifics-New	368.0	$ -	$ -	$ -	$ -	$ -	$ -	$ -	$ -

NEW MEXICO GAS COMPANY, INC.

Plant Gross Activity
Base Period - 12 Months Ending March 31, 2023
Future Test Year - 12 Months Ending September 30, 2025

	A	B	C	D	E	U	V	W	X	Y	Z	AA
3	Investment Number	FP Number	Investment Name	FP Type	FERC Account	7/31/2024	8/31/2024	9/30/2024	10/31/2024	11/30/2024	12/31/2024	1/31/2025
2244	T680001318	PRE-09052	Material Verification Cutouts- Brazos Mainline – X41 to Dulce	FP-NMG Transm Specific-Replace	367.1	$ -	$ -	$ -	$ -	$ -	$ -	$ -
2245	T680001318	PRE-09052	Material Verification Cutouts- Brazos Mainline – X41 to Dulce	FP-NMG Transm Specific-Replace	368.0	$ -	$ -	$ -	$ -	$ -	$ -	$ -
2246	T680001318	PRE-09052	Material Verification Cutouts- Brazos Mainline – X41 to Dulce	FP-NMG Transm Specific-Replace	369.0	$ -	$ -	$ -	$ -	$ -	$ -	$ -
2247	T624001319	PRE-08126	Potash Retirement - Intrepid East Tap	FP-NMG Transm Mains-Replace	367.1	$ -	$ -	$ -	$ -	$ -	$ -	$ -
2248	660001320	NEW-14383	Facilities - Santa Fe	FP-NMG Land_Structures&Improven	390.0	$ -	$ -	$ -	$ -	$ -	$ -	$ -
2249	667001321	NEW-13305	Pot Creek/SMU Campus Line Extension	FP-NMG Dist Specifics-New	376.1	$ -	$ -	$ -	$ -	$ -	$ -	$ -
2250	667001321	NEW-13305	Pot Creek/SMU Campus Line Extension	FP-NMG Dist Specifics-New	376.2	$ -	$ -	$ -	$ -	$ -	$ -	$ -
2251	667001321	NEW-13305	Pot Creek/SMU Campus Line Extension	FP-NMG Dist Specifics-New	376.4	$ -	$ -	$ -	$ -	$ -	$ -	$ -
2252	627001323	TEMP	Replace Fence-Lovington	FP-NMG Dist Misc Equip Gen Plnt	303.3	$ -	$ -	$ -	$ -	$ -	$ -	$ -
2253	T660001324	NEW-14503	Los Alamos CGTG METER STATION	FP-NMG Transm Stations-New	369.0	$ -	$ -	$ -	$ -	$ -	$ -	$ -
2254	625001325	NEW-08517	Facilities - Clayton	FP-NMG Land_Structures&Improven	390.0	$ -	$ -	$ -	$ -	$ -	$ -	$ -
2255	T680001326	NEW-10065	El Corto ML Looping	FP-NMG Transm Specifics-New	367.1	$ -	$ -	$ -	$ -	$ -	$ -	$ -
2256	T680001326	NEW-10065	El Corto ML Looping	FP-NMG Transm Specifics-New	368.0	$ -	$ -	$ -	$ -	$ -	$ -	$ -
2257	T680001326	NEW-10065	El Corto ML Looping	FP-NMG Transm Specifics-New	369.0	$ -	$ -	$ -	$ -	$ -	$ -	$ -
2258	627001327	PRE-05871	LOV PVC/ABS Eunice Drinkard Road	FP-NMG Dist Specific-Replace	376.1	$ -	$ -	$ -	$ -	$ -	$ -	$ -
2259	627001327	PRE-05871	LOV PVC/ABS Eunice Drinkard Road	FP-NMG Dist Specific-Replace	376.2	$ -	$ -	$ -	$ -	$ -	$ -	$ -
2260	627001327	PRE-05871	LOV PVC/ABS Eunice Drinkard Road	FP-NMG Dist Specific-Replace	376.4	$ -	$ -	$ -	$ -	$ -	$ -	$ -
2261	627001327	PRE-05871	LOV PVC/ABS Eunice Drinkard Road	FP-NMG Dist Specific-Replace	380.0	$ -	$ -	$ -	$ -	$ -	$ -	$ -
2262	T610001328	PRE-09680	RCV 4 Actuator at Santa Fe Junction Replacement	FP-NMG Transm Stations-Replace	368.0	$ -	$ -	$ -	$ -	$ -	$ -	$ -
2263	T610001328	PRE-09680	RCV 4 Actuator at Santa Fe Junction Replacement	FP-NMG Transm Stations-Replace	369.0	$ -	$ -	$ -	$ -	$ -	$ -	$ -
2264	610001329	PRE-08936	ABQ X-Trube (XXXX-XXX)	FP-NMG Dist Specific-Replace	376.1	$ -	$ -	$ -	$ -	$ -	$ -	$ -
2265	610001329	PRE-08936	ABQ X-Trube (XXXX-XXX)	FP-NMG Dist Specific-Replace	376.2	$ -	$ -	$ -	$ -	$ -	$ -	$ -
2266	610001329	PRE-08936	ABQ X-Trube (XXXX-XXX)	FP-NMG Dist Specific-Replace	376.4	$ -	$ -	$ -	$ -	$ -	$ -	$ -
2267	610001329	PRE-08936	ABQ X-Trube (XXXX-XXX)	FP-NMG Dist Specific-Replace	380.0	$ -	$ -	$ -	$ -	$ -	$ -	$ -
2268	634001330	NEW-08519	TUC Facilities Improvements	FP-NMG Land_Structures&Improven	390.0	$ -	$ -	$ -	$ -	$ -	$ -	$ -
2269	627001331	NEW-14543	LOV Facilities Improvements	FP-NMG Land_Structures&Improven	390.0	$ -	$ -	$ -	$ -	$ -	$ -	$ -
2270	610001332	NEW-08534	ABQ Rio Puerco Loop	FP-NMG Transm Specifics-New	367.1	$ -	$ -	$ -	$ -	$ -	$ -	$ -
2271	610001332	NEW-08534	ABQ Rio Puerco Loop	FP-NMG Transm Specifics-New	368.0	$ -	$ -	$ -	$ -	$ -	$ -	$ -
2272	610001332	NEW-08534	ABQ Rio Puerco Loop	FP-NMG Transm Specifics-New	369.0	$ -	$ -	$ -	$ -	$ -	$ -	$ -
2273	680001333	NEW-14823	NW Farmington - Road 3950	FP-NMG Dist Specifics-New	376.1	$ -	$ -	$ -	$ -	$ -	$ -	$ -
2274	680001333	NEW-14823	NW Farmington - Road 3950	FP-NMG Dist Specifics-New	376.2	$ -	$ -	$ -	$ -	$ -	$ -	$ -
2275	680001333	NEW-14823	NW Farmington - Road 3950	FP-NMG Dist Specifics-New	376.4	$ -	$ -	$ -	$ -	$ -	$ -	$ -
2276	632001334	NEW-14843	Silver City Yard Expansion	FP-NMG Land_Structures&Improven	390.0	$ -	$ -	$ -	$ -	$ -	$ -	$ -
2277	T624001335	TEMP	Tipperary Regulator Station Meter Replacement	FP-NMG Transm Stations-Replace	368.0	$ -	$ -	$ -	$ -	$ -	$ -	$ -
2278	T624001335	TEMP	Tipperary Regulator Station Meter Replacement	FP-NMG Transm Stations-Replace	369.0	$ -	$ -	$ -	$ -	$ -	$ -	$ -
2279	T610001336	TEMP	Santa Fe ML P50/P90	FP-NMG Transm Specific-Replace	367.1	$ -	$ -	$ -	$ -	$ -	$ -	$ -
2280	T610001336	TEMP	Santa Fe ML P50/P90	FP-NMG Transm Specific-Replace	368.0	$ -	$ -	$ -	$ -	$ -	$ -	$ -
2281	T610001336	TEMP	Santa Fe ML P50/P90	FP-NMG Transm Specific-Replace	369.0	$ -	$ -	$ -	$ -	$ -	$ -	$ -
2282	T624001337	TEMP	DCP Eunice Station and Eunice BS Transmitter Replacement	FP-NMG Transm Stations-Replace	368.0	$ -	$ -	$ -	$ -	$ -	$ -	$ -
2283	T624001337	TEMP	DCP Eunice Station and Eunice BS Transmitter Replacement	FP-NMG Transm Stations-Replace	369.0	$ -	$ -	$ -	$ -	$ -	$ -	$ -
2284	T624001338	PRE-09708	United Salt Meter Replacement	FP-NMG Transm Stations-Replace	368.0	$ -	$ -	$ -	$ -	$ -	$ -	$ -
2285	T624001338	PRE-09708	United Salt Meter Replacement	FP-NMG Transm Stations-Replace	369.0	$ -	$ -	$ -	$ -	$ -	$ -	$ -
2286	610001339	TEMP	Fake Reinforcement	FP-NMG Dist Specifics-New	376.1	$ -	$ -	$ -	$ -	$ -	$ -	$ -
2287	610001339	TEMP	Fake Reinforcement	FP-NMG Dist Specifics-New	376.2	$ -	$ -	$ -	$ -	$ -	$ -	$ -
2288	610001339	TEMP	Fake Reinforcement	FP-NMG Dist Specifics-New	376.4	$ -	$ -	$ -	$ -	$ -	$ -	$ -
2289	T624001340	PRE-09735	Spectra H2O analyzer at Frontier Maljamar	FP-NMG Transm Stations-Replace	368.0	$ -	$ -	$ -	$ -	$ -	$ -	$ -
2290	T624001340	PRE-09735	Spectra H2O analyzer at Frontier Maljamar	FP-NMG Transm Stations-Replace	369.0	$ -	$ -	$ -	$ -	$ -	$ -	$ -
2291	601001342	PRE-09420	High-Bleed Wizard Replacement	FP-NMG Transm Stations-Replace	368.0	$ -	$ -	$ -	$ -	$ -	$ -	$ -
2292	601001342	PRE-09420	High-Bleed Wizard Replacement	FP-NMG Transm Stations-Replace	369.0	$ -	$ -	$ -	$ -	$ -	$ -	$ -
2293	627001343	PRE-05807	Services - Lovington - Replace	FP-NMG Dist Services-Replace	380.0	$ -	$ -	$ 4,011	$ -	$ -	$ 12,321	$ -
2294	627001343	PRE-05807	Services - Lovington - Replace	FP-NMG Dist Services-Replace	380.1	$ -	$ -	$ 1,802	$ -	$ -	$ 5,535	$ -
2295	T621001344	PRE-09560	2020 Southern VFD Replacemnt	FP-NMG Transm Specific-Replace	367.1	$ -	$ -	$ -	$ -	$ -	$ -	$ -
2296	T621001344	PRE-09560	2020 Southern VFD Replacemnt	FP-NMG Transm Specific-Replace	368.0	$ -	$ -	$ -	$ -	$ -	$ -	$ -
2297	T621001344	PRE-09560	2020 Southern VFD Replacemnt	FP-NMG Transm Specific-Replace	369.0	$ -	$ -	$ -	$ -	$ -	$ -	$ -
2298	T626001345	NEW-10064	CLO New Reg Statio at CR D & CR21	FP-NMG Transm Specifics-New	367.1	$ -	$ -	$ -	$ -	$ -	$ -	$ -
2299	T626001345	NEW-10064	CLO New Reg Statio at CR D & CR21	FP-NMG Transm Specifics-New	368.0	$ -	$ -	$ -	$ -	$ -	$ -	$ -

NEW MEXICO GAS COMPANY, INC.

Plant Gross Activity
Base Period - 12 Months Ending March 31, 2023
Future Test Year - 12 Months Ending September 30, 2025

	A	B	C	D	E	AB	AC	AD	AE	AF	AG	AH	AI
3	Investment Number	FP Number	Investment Name	FP Type	FERC Account	2/28/2025	3/31/2025	4/30/2025	5/31/2025	6/30/2025	7/31/2025	8/31/2025	9/30/2025
2244	T680001318	PRE-09052	Material Verification Cutouts- Brazos Mainline – X41 to Dulce	FP-NMG Transm Specific-Replace	367.1	$ -	$ -	$ -	$ -	$ -	$ -	$ -	$ -
2245	T680001318	PRE-09052	Material Verification Cutouts- Brazos Mainline – X41 to Dulce	FP-NMG Transm Specific-Replace	368.0	$ -	$ -	$ -	$ -	$ -	$ -	$ -	$ -
2246	T680001318	PRE-09052	Material Verification Cutouts- Brazos Mainline – X41 to Dulce	FP-NMG Transm Specific-Replace	369.0	$ -	$ -	$ -	$ -	$ -	$ -	$ -	$ -
2247	T624001319	PRE-08126	Potash Retirement - Intrepid East Tap	FP-NMG Transm Mains-Replace	367.1	$ -	$ -	$ -	$ -	$ -	$ -	$ -	$ -
2248	660001320	NEW-14383	Facilities - Santa Fe	FP-NMG Land_Structures&Improven	390.0	$ -	$ -	$ -	$ -	$ -	$ -	$ -	$ -
2249	667001321	NEW-13305	Pot Creek/SMU Campus Line Extension	FP-NMG Dist Specifics-New	376.1	$ -	$ -	$ -	$ -	$ -	$ -	$ -	$ -
2250	667001321	NEW-13305	Pot Creek/SMU Campus Line Extension	FP-NMG Dist Specifics-New	376.2	$ -	$ -	$ -	$ -	$ -	$ -	$ -	$ -
2251	667001321	NEW-13305	Pot Creek/SMU Campus Line Extension	FP-NMG Dist Specifics-New	376.4	$ -	$ -	$ -	$ -	$ -	$ -	$ -	$ -
2252	627001323	TEMP	Replace Fence-Lovington	FP-NMG Dist Misc Equip Gen Plnt	303.3	$ -	$ -	$ -	$ -	$ -	$ -	$ -	$ -
2253	T660001324	NEW-14503	Los Alamos CGTG METER STATION	FP-NMG Transm Stations-New	369.0	$ -	$ -	$ -	$ -	$ -	$ -	$ -	$ -
2254	625001325	NEW-08517	Facilities - Clayton	FP-NMG Land_Structures&Improven	390.0	$ -	$ -	$ -	$ -	$ -	$ -	$ -	$ -
2255	T680001326	NEW-10065	El Corto ML Looping	FP-NMG Transm Specifics-New	367.1	$ -	$ -	$ -	$ -	$ -	$ -	$ -	$ -
2256	T680001326	NEW-10065	El Corto ML Looping	FP-NMG Transm Specifics-New	368.0	$ -	$ -	$ -	$ -	$ -	$ -	$ -	$ -
2257	T680001326	NEW-10065	El Corto ML Looping	FP-NMG Transm Specifics-New	369.0	$ -	$ -	$ -	$ -	$ -	$ -	$ -	$ -
2258	627001327	PRE-05871	LOV PVC/ABS Eunice Drinkard Road	FP-NMG Dist Specific-Replace	376.1	$ -	$ -	$ -	$ -	$ -	$ -	$ -	$ -
2259	627001327	PRE-05871	LOV PVC/ABS Eunice Drinkard Road	FP-NMG Dist Specific-Replace	376.2	$ -	$ -	$ -	$ -	$ -	$ -	$ -	$ -
2260	627001327	PRE-05871	LOV PVC/ABS Eunice Drinkard Road	FP-NMG Dist Specific-Replace	376.4	$ -	$ -	$ -	$ -	$ -	$ -	$ -	$ -
2261	627001327	PRE-05871	LOV PVC/ABS Eunice Drinkard Road	FP-NMG Dist Specific-Replace	380.0	$ -	$ -	$ -	$ -	$ -	$ -	$ -	$ -
2262	T610001328	PRE-09680	RCV 4 Actuator at Santa Fe Junction Replacement	FP-NMG Transm Stations-Replace	368.0	$ -	$ -	$ -	$ -	$ -	$ -	$ -	$ -
2263	T610001328	PRE-09680	RCV 4 Actuator at Santa Fe Junction Replacement	FP-NMG Transm Stations-Replace	369.0	$ -	$ -	$ -	$ -	$ -	$ -	$ -	$ -
2264	610001329	PRE-08936	ABQ X-Trube (XXXX-XXX)	FP-NMG Dist Specific-Replace	376.1	$ -	$ -	$ -	$ -	$ -	$ -	$ -	$ -
2265	610001329	PRE-08936	ABQ X-Trube (XXXX-XXX)	FP-NMG Dist Specific-Replace	376.2	$ -	$ -	$ -	$ -	$ -	$ -	$ -	$ -
2266	610001329	PRE-08936	ABQ X-Trube (XXXX-XXX)	FP-NMG Dist Specific-Replace	376.4	$ -	$ -	$ -	$ -	$ -	$ -	$ -	$ -
2267	610001329	PRE-08936	ABQ X-Trube (XXXX-XXX)	FP-NMG Dist Specific-Replace	380.0	$ -	$ -	$ -	$ -	$ -	$ -	$ -	$ -
2268	634001330	NEW-08519	TUC Facilities Improvements	FP-NMG Land_Structures&Improven	390.0	$ -	$ -	$ -	$ -	$ -	$ -	$ -	$ -
2269	627001331	NEW-14543	LOV Facilities Improvements	FP-NMG Land_Structures&Improven	390.0	$ -	$ -	$ -	$ -	$ -	$ -	$ -	$ -
2270	610001332	NEW-08534	ABQ Rio Puerco Loop	FP-NMG Transm Specifics-New	367.1	$ -	$ -	$ -	$ -	$ -	$ -	$ -	$ -
2271	610001332	NEW-08534	ABQ Rio Puerco Loop	FP-NMG Transm Specifics-New	368.0	$ -	$ -	$ -	$ -	$ -	$ -	$ -	$ -
2272	610001332	NEW-08534	ABQ Rio Puerco Loop	FP-NMG Transm Specifics-New	369.0	$ -	$ -	$ -	$ -	$ -	$ -	$ -	$ -
2273	680001333	NEW-14823	NW Farmington - Road 3950	FP-NMG Dist Specifics-New	376.1	$ -	$ -	$ -	$ -	$ -	$ -	$ -	$ -
2274	680001333	NEW-14823	NW Farmington - Road 3950	FP-NMG Dist Specifics-New	376.2	$ -	$ -	$ -	$ -	$ -	$ -	$ -	$ -
2275	680001333	NEW-14823	NW Farmington - Road 3950	FP-NMG Dist Specifics-New	376.4	$ -	$ -	$ -	$ -	$ -	$ -	$ -	$ -
2276	632001334	NEW-14843	Silver City Yard Expansion	FP-NMG Land_Structures&Improven	390.0	$ -	$ -	$ -	$ -	$ -	$ -	$ -	$ -
2277	T624001335	TEMP	Tipperary Regulator Station Meter Replacement	FP-NMG Transm Stations-Replace	368.0	$ -	$ -	$ -	$ -	$ -	$ -	$ -	$ -
2278	T624001335	TEMP	Tipperary Regulator Station Meter Replacement	FP-NMG Transm Stations-Replace	369.0	$ -	$ -	$ -	$ -	$ -	$ -	$ -	$ -
2279	T610001336	TEMP	Santa Fe ML P50/P90	FP-NMG Transm Specific-Replace	367.1	$ -	$ -	$ -	$ -	$ -	$ -	$ -	$ -
2280	T610001336	TEMP	Santa Fe ML P50/P90	FP-NMG Transm Specific-Replace	368.0	$ -	$ -	$ -	$ -	$ -	$ -	$ -	$ -
2281	T610001336	TEMP	Santa Fe ML P50/P90	FP-NMG Transm Specific-Replace	369.0	$ -	$ -	$ -	$ -	$ -	$ -	$ -	$ -
2282	T624001337	TEMP	DCP Eunice Station and Eunice BS Transmitter Replacement	FP-NMG Transm Stations-Replace	368.0	$ -	$ -	$ -	$ -	$ -	$ -	$ -	$ -
2283	T624001337	TEMP	DCP Eunice Station and Eunice BS Transmitter Replacement	FP-NMG Transm Stations-Replace	369.0	$ -	$ -	$ -	$ -	$ -	$ -	$ -	$ -
2284	T624001338	PRE-09708	United Salt Meter Replacement	FP-NMG Transm Stations-Replace	368.0	$ -	$ -	$ -	$ -	$ -	$ -	$ -	$ -
2285	T624001338	PRE-09708	United Salt Meter Replacement	FP-NMG Transm Stations-Replace	369.0	$ -	$ -	$ -	$ -	$ -	$ -	$ -	$ -
2286	610001339	TEMP	Fake Reinforcement	FP-NMG Dist Specifics-New	376.1	$ -	$ -	$ -	$ -	$ -	$ -	$ -	$ -
2287	610001339	TEMP	Fake Reinforcement	FP-NMG Dist Specifics-New	376.2	$ -	$ -	$ -	$ -	$ -	$ -	$ -	$ -
2288	610001339	TEMP	Fake Reinforcement	FP-NMG Dist Specifics-New	376.4	$ -	$ -	$ -	$ -	$ -	$ -	$ -	$ -
2289	T624001340	PRE-09735	Spectra H2O analyzer at Frontier Maljamar	FP-NMG Transm Stations-Replace	368.0	$ -	$ -	$ -	$ -	$ -	$ -	$ -	$ -
2290	T624001340	PRE-09735	Spectra H2O analyzer at Frontier Maljamar	FP-NMG Transm Stations-Replace	369.0	$ -	$ -	$ -	$ -	$ -	$ -	$ -	$ -
2291	601001342	PRE-09420	High-Bleed Wizard Replacement	FP-NMG Transm Stations-Replace	368.0	$ -	$ -	$ -	$ -	$ -	$ -	$ -	$ -
2292	601001342	PRE-09420	High-Bleed Wizard Replacement	FP-NMG Transm Stations-Replace	369.0	$ -	$ -	$ -	$ -	$ -	$ -	$ -	$ -
2293	627001343	PRE-05807	Services - Lovington - Replace	FP-NMG Dist Services-Replace	380.0	$ -	$ 2,019	$ -	$ -	$ 3,411	$ -	$ -	$ 3,979
2294	627001343	PRE-05807	Services - Lovington - Replace	FP-NMG Dist Services-Replace	380.1	$ -	$ 907	$ -	$ -	$ 1,533	$ -	$ -	$ 1,787
2295	T621001344	PRE-09560	2020 Southern VFD Replacemnt	FP-NMG Transm Specific-Replace	367.1	$ -	$ -	$ -	$ -	$ -	$ -	$ -	$ -
2296	T621001344	PRE-09560	2020 Southern VFD Replacemnt	FP-NMG Transm Specific-Replace	368.0	$ -	$ -	$ -	$ -	$ -	$ -	$ -	$ -
2297	T621001344	PRE-09560	2020 Southern VFD Replacemnt	FP-NMG Transm Specific-Replace	369.0	$ -	$ -	$ -	$ -	$ -	$ -	$ -	$ -
2298	T626001345	NEW-10064	CLO New Reg Statio at CR D & CR21	FP-NMG Transm Specifics-New	367.1	$ -	$ -	$ -	$ -	$ -	$ -	$ -	$ -
2299	T626001345	NEW-10064	CLO New Reg Statio at CR D & CR21	FP-NMG Transm Specifics-New	368.0	$ -	$ -	$ -	$ -	$ -	$ -	$ -	$ -

NEW MEXICO GAS COMPANY, INC.

Plant Gross Activity
Base Period - 12 Months Ending March 31, 2023
Future Test Year - 12 Months Ending September 30, 2025

	A	B	C	D	E	F	G	H	I	J	K	L
3	Investment Number	FP Number	Investment Name	FP Type	FERC Account	4/30/2023	5/31/2023	6/30/2023	7/31/2023	8/31/2023	9/30/2023	10/31/2023
2300	T626001345	NEW-10064	CLO New Reg Statio at CR D & CR21	FP-NMG Transm Specifics-New	369.0	$ -	$ -	$ -	$ -	$ -	$ -	$ -
2301	T660001346	PRE-09707	2020 ILI cutouts - LA West to LA East	FP-NMG Transm Specific-Replace	367.1	$ -	$ -	$ -	$ -	$ -	$ -	$ -
2302	T660001346	PRE-09707	2020 ILI cutouts - LA West to LA East	FP-NMG Transm Specific-Replace	368.0	$ -	$ -	$ -	$ -	$ -	$ -	$ -
2303	T660001346	PRE-09707	2020 ILI cutouts - LA West to LA East	FP-NMG Transm Specific-Replace	369.0	$ -	$ -	$ -	$ -	$ -	$ -	$ -
2304	610001347	PRE-09706	Broadway and Marble Reg Station Relocation	FP-NMG Dist Specific-Replace	376.1	$ -	$ -	$ -	$ -	$ -	$ -	$ -
2305	610001347	PRE-09706	Broadway and Marble Reg Station Relocation	FP-NMG Dist Specific-Replace	376.2	$ -	$ -	$ -	$ -	$ -	$ -	$ -
2306	610001347	PRE-09706	Broadway and Marble Reg Station Relocation	FP-NMG Dist Specific-Replace	376.4	$ -	$ -	$ -	$ -	$ -	$ -	$ -
2307	610001347	PRE-09706	Broadway and Marble Reg Station Relocation	FP-NMG Dist Specific-Replace	380.0	$ -	$ -	$ -	$ -	$ -	$ -	$ -
2308	601001348	NCP-15628	PowerPlan Budget & Depreciation Forecasting	FP-NMG Intangible	303.3	$ -	$ -	$ -	$ -	$ -	$ -	$ -
2309	T624001349	TEMP	Material Verification Cutouts - Hobbs Bypass ML	FP-NMG Transm Specific-Replace	367.1	$ -	$ -	$ -	$ -	$ -	$ -	$ -
2310	T624001349	TEMP	Material Verification Cutouts - Hobbs Bypass ML	FP-NMG Transm Specific-Replace	368.0	$ -	$ -	$ -	$ -	$ -	$ -	$ -
2311	T624001349	TEMP	Material Verification Cutouts - Hobbs Bypass ML	FP-NMG Transm Specific-Replace	369.0	$ -	$ -	$ -	$ -	$ -	$ -	$ -
2312	T624001354	PRE-09856	Material Verification Cutouts - AMAX - Potash 8in	FP-NMG Transm Specific-Replace	367.1	$ -	$ -	$ -	$ -	$ -	$ -	$ -
2313	T624001354	PRE-09856	Material Verification Cutouts - AMAX - Potash 8in	FP-NMG Transm Specific-Replace	368.0	$ -	$ -	$ -	$ -	$ -	$ -	$ -
2314	T624001354	PRE-09856	Material Verification Cutouts - AMAX - Potash 8in	FP-NMG Transm Specific-Replace	369.0	$ -	$ -	$ -	$ -	$ -	$ -	$ -
2315	T624001355	PRE-09954	Material Verification Cutouts - Lovington West 8"	FP-NMG Transm Specific-Replace	367.1	$ -	$ -	$ -	$ -	$ -	$ -	$ -
2316	T624001355	PRE-09954	Material Verification Cutouts - Lovington West 8"	FP-NMG Transm Specific-Replace	368.0	$ -	$ -	$ -	$ -	$ -	$ -	$ -
2317	T624001355	PRE-09954	Material Verification Cutouts - Lovington West 8"	FP-NMG Transm Specific-Replace	369.0	$ -	$ -	$ -	$ -	$ -	$ -	$ -
2318	610001356	PRE-09766	Barcelona Phase 2B/3 Relocation Project	FP-NMG Dist Specific-Replace	376.1	$ -	$ 56,409	$ -	$ -	$ -	$ -	$ -
2319	610001356	PRE-09766	Barcelona Phase 2B/3 Relocation Project	FP-NMG Dist Specific-Replace	376.2	$ -	$ 394,864	$ -	$ -	$ -	$ -	$ -
2320	610001356	PRE-09766	Barcelona Phase 2B/3 Relocation Project	FP-NMG Dist Specific-Replace	376.4	$ -	$ 28,205	$ -	$ -	$ -	$ -	$ -
2321	610001356	PRE-09766	Barcelona Phase 2B/3 Relocation Project	FP-NMG Dist Specific-Replace	380.0	$ -	$ 84,614	$ -	$ -	$ -	$ -	$ -
2322	610001357	PRE-10015	Manchester Main and Services Replacement	FP-NMG Dist Specific-Replace	376.1	$ -	$ -	$ -	$ -	$ -	$ -	$ -
2323	610001357	PRE-10015	Manchester Main and Services Replacement	FP-NMG Dist Specific-Replace	376.2	$ -	$ -	$ -	$ -	$ -	$ -	$ -
2324	610001357	PRE-10015	Manchester Main and Services Replacement	FP-NMG Dist Specific-Replace	376.4	$ -	$ -	$ -	$ -	$ -	$ -	$ -
2325	610001357	PRE-10015	Manchester Main and Services Replacement	FP-NMG Dist Specific-Replace	380.0	$ -	$ -	$ -	$ -	$ -	$ -	$ -
2326	610001358	PRE-09883	4th Street Trailer Park Replacement	FP-NMG Dist Specific-Replace	376.1	$ -	$ -	$ -	$ -	$ -	$ -	$ -
2327	610001358	PRE-09883	4th Street Trailer Park Replacement	FP-NMG Dist Specific-Replace	376.2	$ -	$ -	$ -	$ -	$ -	$ -	$ -
2328	610001358	PRE-09883	4th Street Trailer Park Replacement	FP-NMG Dist Specific-Replace	376.4	$ -	$ -	$ -	$ -	$ -	$ -	$ -
2329	610001358	PRE-09883	4th Street Trailer Park Replacement	FP-NMG Dist Specific-Replace	380.0	$ -	$ -	$ -	$ -	$ -	$ -	$ -
2330	610001359	PRE-09981	San Pedro Replacement	FP-NMG Dist Mains-Replace	376.1	$ -	$ -	$ -	$ -	$ -	$ -	$ -
2331	610001359	PRE-09981	San Pedro Replacement	FP-NMG Dist Mains-Replace	376.2	$ -	$ -	$ -	$ -	$ -	$ -	$ -
2332	610001359	PRE-09981	San Pedro Replacement	FP-NMG Dist Mains-Replace	376.4	$ -	$ -	$ -	$ -	$ -	$ -	$ -
2333	610001359	PRE-09981	San Pedro Replacement	FP-NMG Dist Mains-Replace	380.0	$ -	$ -	$ -	$ -	$ -	$ -	$ -
2334	T680001360	PRE-09736	Huerfano Block Valve Transmitter Installation	FP-NMG Transm Stations-Replace	368.0	$ -	$ -	$ -	$ -	$ -	$ -	$ -
2335	T680001360	PRE-09736	Huerfano Block Valve Transmitter Installation	FP-NMG Transm Stations-Replace	369.0	$ -	$ -	$ -	$ -	$ -	$ -	$ -
2336	T660001361	TEMP	Ground bed Installation at Placitas BV	FP-NMG Transm Cathodic Protectior	367.4	$ -	$ -	$ -	$ -	$ -	$ -	$ -
2337	T610001362	NEW-15410	Placitas BV Ground Bed Installation	FP-NMG Transm Cathodic Protectior	367.4	$ -	$ -	$ -	$ -	$ -	$ -	$ -
2338	624001363	NEW-15428	Intrepid East Tap Distribution 6-in PE Install	FP-NMG Dist Specifics-New	376.1	$ -	$ -	$ 455	$ -	$ -	$ -	$ -
2339	624001363	NEW-15428	Intrepid East Tap Distribution 6-in PE Install	FP-NMG Dist Specifics-New	376.2	$ -	$ -	$ 354	$ -	$ -	$ -	$ -
2340	624001363	NEW-15428	Intrepid East Tap Distribution 6-in PE Install	FP-NMG Dist Specifics-New	376.4	$ -	$ -	$ 202	$ -	$ -	$ -	$ -
2341	T660001364	PRE-09734	Alcade Compressor Fuel Gas Meter Station Regulator Replacement	FP-NMG Transm Stations-Replace	368.0	$ -	$ -	$ -	$ -	$ -	$ -	$ -
2342	T660001364	PRE-09734	Alcade Compressor Fuel Gas Meter Station Regulator Replacement	FP-NMG Transm Stations-Replace	369.0	$ -	$ -	$ -	$ -	$ -	$ -	$ -
2343	T610001365	PRE-09782	RSV - West Mesa 20in ML (Metro) MDC Tap and BV setting (MP 6.76)	FP-NMG Transm Specific-Replace	367.1	$ -	$ -	$ -	$ -	$ -	$ -	$ -
2344	T610001365	PRE-09782	RSV - West Mesa 20in ML (Metro) MDC Tap and BV setting (MP 6.76)	FP-NMG Transm Specific-Replace	368.0	$ -	$ -	$ -	$ -	$ -	$ -	$ -
2345	T610001365	PRE-09782	RSV - West Mesa 20in ML (Metro) MDC Tap and BV setting (MP 6.76)	FP-NMG Transm Specific-Replace	369.0	$ -	$ -	$ -	$ -	$ -	$ -	$ -
2346	T610001368	PRE-09917	RSV - West Mesa 16" South Broadway VHP BS Receiver	FP-NMG Transm Specific-Replace	367.1	$ -	$ -	$ -	$ -	$ -	$ -	$ -
2347	T610001368	PRE-09917	RSV - West Mesa 16" South Broadway VHP BS Receiver	FP-NMG Transm Specific-Replace	368.0	$ -	$ -	$ -	$ -	$ -	$ -	$ -
2348	T610001368	PRE-09917	RSV - West Mesa 16" South Broadway VHP BS Receiver	FP-NMG Transm Specific-Replace	369.0	$ -	$ -	$ -	$ -	$ -	$ -	$ -
2349	T610001369	PRE-09783	RSV - West Mesa ML - South Coors VHP Border Station 16in Launcher/ 20in Receiver	FP-NMG Transm Specific-Replace	367.1	$ -	$ -	$ -	$ -	$ -	$ -	$ -
2350	T610001369	PRE-09783	RSV - West Mesa ML - South Coors VHP Border Station 16in Launcher/ 20in Receiver	FP-NMG Transm Specific-Replace	368.0	$ -	$ -	$ -	$ -	$ -	$ -	$ -
2351	T610001369	PRE-09783	RSV - West Mesa ML - South Coors VHP Border Station 16in Launcher/ 20in Receiver	FP-NMG Transm Specific-Replace	369.0	$ -	$ -	$ -	$ -	$ -	$ -	$ -
2352	T610001370	TEMP	RSV Alameda ML: West Side Hospital (old St. Joseph's) BV Setting (20 in Receiver, 16i	FP-NMG Transm Specific-Replace	367.1	$ -	$ -	$ -	$ -	$ -	$ -	$ -
2353	T610001370	TEMP	RSV Alameda ML: West Side Hospital (old St. Joseph's) BV Setting (20 in Receiver, 16i	FP-NMG Transm Specific-Replace	368.0	$ -	$ -	$ -	$ -	$ -	$ -	$ -
2354	T610001370	TEMP	RSV Alameda ML: West Side Hospital (old St. Joseph's) BV Setting (20 in Receiver, 16i	FP-NMG Transm Specific-Replace	369.0	$ -	$ -	$ -	$ -	$ -	$ -	$ -
2355	T610001371	TEMP	RSV: Alameda ML 22-28 Alameda Border Station (16 and 16in Receiver)	FP-NMG Transm Specific-Replace	367.1	$ -	$ -	$ -	$ -	$ -	$ -	$ -

NEW MEXICO GAS COMPANY, INC.

Plant Gross Activity
Base Period - 12 Months Ending March 31, 2023
Future Test Year - 12 Months Ending September 30, 2025

	A	B	C	D	E	M	N	O	P	Q	R	S	T
3	Investment Number	FP Number	Investment Name	FP Type	FERC Account	11/30/2023	12/31/2023	1/31/2024	2/29/2024	3/31/2024	4/30/2024	5/31/2024	6/30/2024
2300	T626001345	NEW-10064	CLO New Reg Statio at CR D & CR21	FP-NMG Transm Specifics-New	369.0	$ -	$ -	$ -	$ -	$ -	$ -	$ -	$ -
2301	T660001346	PRE-09707	2020 ILI cutouts - LA West to LA East	FP-NMG Transm Specific-Replace	367.1	$ -	$ -	$ -	$ -	$ -	$ -	$ -	$ -
2302	T660001346	PRE-09707	2020 ILI cutouts - LA West to LA East	FP-NMG Transm Specific-Replace	368.0	$ -	$ -	$ -	$ -	$ -	$ -	$ -	$ -
2303	T660001346	PRE-09707	2020 ILI cutouts - LA West to LA East	FP-NMG Transm Specific-Replace	369.0	$ -	$ -	$ -	$ -	$ -	$ -	$ -	$ -
2304	610001347	PRE-09706	Broadway and Marble Reg Station Relocation	FP-NMG Dist Specific-Replace	376.1	$ -	$ -	$ -	$ -	$ -	$ -	$ -	$ -
2305	610001347	PRE-09706	Broadway and Marble Reg Station Relocation	FP-NMG Dist Specific-Replace	376.2	$ -	$ -	$ -	$ -	$ -	$ -	$ -	$ -
2306	610001347	PRE-09706	Broadway and Marble Reg Station Relocation	FP-NMG Dist Specific-Replace	376.4	$ -	$ -	$ -	$ -	$ -	$ -	$ -	$ -
2307	610001347	PRE-09706	Broadway and Marble Reg Station Relocation	FP-NMG Dist Specific-Replace	380.0	$ -	$ -	$ -	$ -	$ -	$ -	$ -	$ -
2308	601001348	NCP-15628	PowerPlan Budget & Depreciation Forecasting	FP-NMG Intangible	303.3	$ -	$ -	$ -	$ -	$ -	$ -	$ -	$ -
2309	T624001349	TEMP	Material Verification Cutouts - Hobbs Bypass ML	FP-NMG Transm Specific-Replace	367.1	$ -	$ -	$ -	$ -	$ -	$ -	$ -	$ -
2310	T624001349	TEMP	Material Verification Cutouts - Hobbs Bypass ML	FP-NMG Transm Specific-Replace	368.0	$ -	$ -	$ -	$ -	$ -	$ -	$ -	$ -
2311	T624001349	TEMP	Material Verification Cutouts - Hobbs Bypass ML	FP-NMG Transm Specific-Replace	369.0	$ -	$ -	$ -	$ -	$ -	$ -	$ -	$ -
2312	T624001354	PRE-09856	Material Verification Cutouts - AMAX - Potash 8in	FP-NMG Transm Specific-Replace	367.1	$ -	$ -	$ -	$ -	$ -	$ -	$ -	$ -
2313	T624001354	PRE-09856	Material Verification Cutouts - AMAX - Potash 8in	FP-NMG Transm Specific-Replace	368.0	$ -	$ -	$ -	$ -	$ -	$ -	$ -	$ -
2314	T624001354	PRE-09856	Material Verification Cutouts - AMAX - Potash 8in	FP-NMG Transm Specific-Replace	369.0	$ -	$ -	$ -	$ -	$ -	$ -	$ -	$ -
2315	T624001355	PRE-09954	Material Verification Cutouts - Lovington West 8"	FP-NMG Transm Specific-Replace	367.1	$ -	$ -	$ -	$ -	$ -	$ -	$ -	$ -
2316	T624001355	PRE-09954	Material Verification Cutouts - Lovington West 8"	FP-NMG Transm Specific-Replace	368.0	$ -	$ -	$ -	$ -	$ -	$ -	$ -	$ -
2317	T624001355	PRE-09954	Material Verification Cutouts - Lovington West 8"	FP-NMG Transm Specific-Replace	369.0	$ -	$ -	$ -	$ -	$ -	$ -	$ -	$ -
2318	610001356	PRE-09766	Barcelona Phase 2B/3 Relocation Project	FP-NMG Dist Specific-Replace	376.1	$ -	$ -	$ -	$ -	$ -	$ -	$ -	$ -
2319	610001356	PRE-09766	Barcelona Phase 2B/3 Relocation Project	FP-NMG Dist Specific-Replace	376.2	$ -	$ -	$ -	$ -	$ -	$ -	$ -	$ -
2320	610001356	PRE-09766	Barcelona Phase 2B/3 Relocation Project	FP-NMG Dist Specific-Replace	376.4	$ -	$ -	$ -	$ -	$ -	$ -	$ -	$ -
2321	610001356	PRE-09766	Barcelona Phase 2B/3 Relocation Project	FP-NMG Dist Specific-Replace	380.0	$ -	$ -	$ -	$ -	$ -	$ -	$ -	$ -
2322	610001357	PRE-10015	Manchester Main and Services Replacement	FP-NMG Dist Specific-Replace	376.1	$ -	$ -	$ -	$ -	$ -	$ -	$ -	$ -
2323	610001357	PRE-10015	Manchester Main and Services Replacement	FP-NMG Dist Specific-Replace	376.2	$ -	$ -	$ -	$ -	$ -	$ -	$ -	$ -
2324	610001357	PRE-10015	Manchester Main and Services Replacement	FP-NMG Dist Specific-Replace	376.4	$ -	$ -	$ -	$ -	$ -	$ -	$ -	$ -
2325	610001357	PRE-10015	Manchester Main and Services Replacement	FP-NMG Dist Specific-Replace	380.0	$ -	$ -	$ -	$ -	$ -	$ -	$ -	$ -
2326	610001358	PRE-09883	4th Street Trailer Park Replacement	FP-NMG Dist Specific-Replace	376.1	$ -	$ -	$ -	$ -	$ -	$ -	$ -	$ -
2327	610001358	PRE-09883	4th Street Trailer Park Replacement	FP-NMG Dist Specific-Replace	376.2	$ -	$ -	$ -	$ -	$ -	$ -	$ -	$ -
2328	610001358	PRE-09883	4th Street Trailer Park Replacement	FP-NMG Dist Specific-Replace	376.4	$ -	$ -	$ -	$ -	$ -	$ -	$ -	$ -
2329	610001358	PRE-09883	4th Street Trailer Park Replacement	FP-NMG Dist Specific-Replace	380.0	$ -	$ -	$ -	$ -	$ -	$ -	$ -	$ -
2330	610001359	PRE-09981	San Pedro Replacement	FP-NMG Dist Mains-Replace	376.1	$ -	$ -	$ -	$ -	$ -	$ -	$ -	$ -
2331	610001359	PRE-09981	San Pedro Replacement	FP-NMG Dist Mains-Replace	376.2	$ -	$ -	$ -	$ -	$ -	$ -	$ -	$ -
2332	610001359	PRE-09981	San Pedro Replacement	FP-NMG Dist Mains-Replace	376.4	$ -	$ -	$ -	$ -	$ -	$ -	$ -	$ -
2333	610001359	PRE-09981	San Pedro Replacement	FP-NMG Dist Mains-Replace	380.0	$ -	$ -	$ -	$ -	$ -	$ -	$ -	$ -
2334	T680001360	PRE-09736	Huerfano Block Valve Transmitter Installation	FP-NMG Transm Stations-Replace	368.0	$ -	$ -	$ -	$ -	$ -	$ -	$ -	$ -
2335	T680001360	PRE-09736	Huerfano Block Valve Transmitter Installation	FP-NMG Transm Stations-Replace	369.0	$ -	$ -	$ -	$ -	$ -	$ -	$ -	$ -
2336	T660001361	TEMP	Ground bed Installation at Placitas BV	FP-NMG Transm Cathodic Protectior	367.4	$ -	$ -	$ -	$ -	$ -	$ -	$ -	$ -
2337	T610001362	NEW-15410	Placitas BV Ground Bed Installation	FP-NMG Transm Cathodic Protectior	367.4	$ -	$ -	$ -	$ -	$ -	$ -	$ -	$ -
2338	624001363	NEW-15428	Intrepid East Tap Distribution 6-in PE Install	FP-NMG Dist Specifics-New	376.1	$ -	$ -	$ -	$ -	$ -	$ -	$ -	$ -
2339	624001363	NEW-15428	Intrepid East Tap Distribution 6-in PE Install	FP-NMG Dist Specifics-New	376.2	$ -	$ -	$ -	$ -	$ -	$ -	$ -	$ -
2340	624001363	NEW-15428	Intrepid East Tap Distribution 6-in PE Install	FP-NMG Dist Specifics-New	376.4	$ -	$ -	$ -	$ -	$ -	$ -	$ -	$ -
2341	T660001364	PRE-09734	Alcade Compressor Fuel Gas Meter Station Regulator Replacement	FP-NMG Transm Stations-Replace	368.0	$ -	$ -	$ -	$ -	$ -	$ -	$ -	$ -
2342	T660001364	PRE-09734	Alcade Compressor Fuel Gas Meter Station Regulator Replacement	FP-NMG Transm Stations-Replace	369.0	$ -	$ -	$ -	$ -	$ -	$ -	$ -	$ -
2343	T610001365	PRE-09782	RSV - West Mesa 20in ML (Metro) MDC Tap and BV setting (MP 6.76)	FP-NMG Transm Specific-Replace	367.1	$ -	$ -	$ -	$ -	$ -	$ -	$ -	$ -
2344	T610001365	PRE-09782	RSV - West Mesa 20in ML (Metro) MDC Tap and BV setting (MP 6.76)	FP-NMG Transm Specific-Replace	368.0	$ -	$ -	$ -	$ -	$ -	$ -	$ -	$ -
2345	T610001365	PRE-09782	RSV - West Mesa 20in ML (Metro) MDC Tap and BV setting (MP 6.76)	FP-NMG Transm Specific-Replace	369.0	$ -	$ -	$ -	$ -	$ -	$ -	$ -	$ -
2346	T610001368	PRE-09917	RSV - West Mesa 16" South Broadway VHP BS Receiver	FP-NMG Transm Specific-Replace	367.1	$ -	$ -	$ -	$ -	$ -	$ -	$ -	$ -
2347	T610001368	PRE-09917	RSV - West Mesa 16" South Broadway VHP BS Receiver	FP-NMG Transm Specific-Replace	368.0	$ -	$ -	$ -	$ -	$ -	$ -	$ -	$ -
2348	T610001368	PRE-09917	RSV - West Mesa 16" South Broadway VHP BS Receiver	FP-NMG Transm Specific-Replace	369.0	$ -	$ -	$ -	$ -	$ -	$ -	$ -	$ -
2349	T610001369	PRE-09783	RSV - West Mesa ML - South Coors VHP Border Station 16in Launcher/ 20in Receiver	FP-NMG Transm Specific-Replace	367.1	$ -	$ -	$ -	$ -	$ -	$ -	$ -	$ -
2350	T610001369	PRE-09783	RSV - West Mesa ML - South Coors VHP Border Station 16in Launcher/ 20in Receiver	FP-NMG Transm Specific-Replace	368.0	$ -	$ -	$ -	$ -	$ -	$ -	$ -	$ -
2351	T610001369	PRE-09783	RSV - West Mesa ML - South Coors VHP Border Station 16in Launcher/ 20in Receiver	FP-NMG Transm Specific-Replace	369.0	$ -	$ -	$ -	$ -	$ -	$ -	$ -	$ -
2352	T610001370	TEMP	RSV Alameda ML: West Side Hospital (old St. Joseph's) BV Setting (20 in Receiver, 16i	FP-NMG Transm Specific-Replace	367.1	$ -	$ -	$ -	$ -	$ -	$ -	$ -	$ -
2353	T610001370	TEMP	RSV Alameda ML: West Side Hospital (old St. Joseph's) BV Setting (20 in Receiver, 16i	FP-NMG Transm Specific-Replace	368.0	$ -	$ -	$ -	$ -	$ -	$ -	$ -	$ -
2354	T610001370	TEMP	RSV Alameda ML: West Side Hospital (old St. Joseph's) BV Setting (20 in Receiver, 16i	FP-NMG Transm Specific-Replace	369.0	$ -	$ -	$ -	$ -	$ -	$ -	$ -	$ -
2355	T610001371	TEMP	RSV: Alameda ML 22-28 Alameda Border Station (16 and 16in Receiver)	FP-NMG Transm Specific-Replace	367.1	$ -	$ -	$ -	$ -	$ -	$ -	$ -	$ -

NEW MEXICO GAS COMPANY, INC.

Plant Gross Activity
Base Period - 12 Months Ending March 31, 2023
Future Test Year - 12 Months Ending September 30, 2025

	A	B	C	D	E	U	V	W	X	Y	Z	AA
3	Investment Number	FP Number	Investment Name	FP Type	FERC Account	7/31/2024	8/31/2024	9/30/2024	10/31/2024	11/30/2024	12/31/2024	1/31/2025
2300	T626001345	NEW-10064	CLO New Reg Statio at CR D & CR21	FP-NMG Transm Specifics-New	369.0	$ -	$ -	$ -	$ -	$ -	$ -	$ -
2301	T660001346	PRE-09707	2020 ILI cutouts - LA West to LA East	FP-NMG Transm Specific-Replace	367.1	$ -	$ -	$ -	$ -	$ -	$ -	$ -
2302	T660001346	PRE-09707	2020 ILI cutouts - LA West to LA East	FP-NMG Transm Specific-Replace	368.0	$ -	$ -	$ -	$ -	$ -	$ -	$ -
2303	T660001346	PRE-09707	2020 ILI cutouts - LA West to LA East	FP-NMG Transm Specific-Replace	369.0	$ -	$ -	$ -	$ -	$ -	$ -	$ -
2304	610001347	PRE-09706	Broadway and Marble Reg Station Relocation	FP-NMG Dist Specific-Replace	376.1	$ -	$ -	$ -	$ -	$ -	$ -	$ -
2305	610001347	PRE-09706	Broadway and Marble Reg Station Relocation	FP-NMG Dist Specific-Replace	376.2	$ -	$ -	$ -	$ -	$ -	$ -	$ -
2306	610001347	PRE-09706	Broadway and Marble Reg Station Relocation	FP-NMG Dist Specific-Replace	376.4	$ -	$ -	$ -	$ -	$ -	$ -	$ -
2307	610001347	PRE-09706	Broadway and Marble Reg Station Relocation	FP-NMG Dist Specific-Replace	380.0	$ -	$ -	$ -	$ -	$ -	$ -	$ -
2308	601001348	NCP-15628	PowerPlan Budget & Depreciation Forecasting	FP-NMG Intangible	303.3	$ -	$ -	$ -	$ -	$ -	$ -	$ 340,096
2309	T624001349	TEMP	Material Verification Cutouts - Hobbs Bypass ML	FP-NMG Transm Specific-Replace	367.1	$ -	$ -	$ -	$ -	$ -	$ -	$ -
2310	T624001349	TEMP	Material Verification Cutouts - Hobbs Bypass ML	FP-NMG Transm Specific-Replace	368.0	$ -	$ -	$ -	$ -	$ -	$ -	$ -
2311	T624001349	TEMP	Material Verification Cutouts - Hobbs Bypass ML	FP-NMG Transm Specific-Replace	369.0	$ -	$ -	$ -	$ -	$ -	$ -	$ -
2312	T624001354	PRE-09856	Material Verification Cutouts - AMAX - Potash 8in	FP-NMG Transm Specific-Replace	367.1	$ -	$ -	$ -	$ -	$ -	$ -	$ -
2313	T624001354	PRE-09856	Material Verification Cutouts - AMAX - Potash 8in	FP-NMG Transm Specific-Replace	368.0	$ -	$ -	$ -	$ -	$ -	$ -	$ -
2314	T624001354	PRE-09856	Material Verification Cutouts - AMAX - Potash 8in	FP-NMG Transm Specific-Replace	369.0	$ -	$ -	$ -	$ -	$ -	$ -	$ -
2315	T624001355	PRE-09954	Material Verification Cutouts - Lovington West 8"	FP-NMG Transm Specific-Replace	367.1	$ -	$ -	$ -	$ -	$ -	$ -	$ -
2316	T624001355	PRE-09954	Material Verification Cutouts - Lovington West 8"	FP-NMG Transm Specific-Replace	368.0	$ -	$ -	$ -	$ -	$ -	$ -	$ -
2317	T624001355	PRE-09954	Material Verification Cutouts - Lovington West 8"	FP-NMG Transm Specific-Replace	369.0	$ -	$ -	$ -	$ -	$ -	$ -	$ -
2318	610001356	PRE-09766	Barcelona Phase 2B/3 Relocation Project	FP-NMG Dist Specific-Replace	376.1	$ -	$ -	$ -	$ -	$ -	$ -	$ -
2319	610001356	PRE-09766	Barcelona Phase 2B/3 Relocation Project	FP-NMG Dist Specific-Replace	376.2	$ -	$ -	$ -	$ -	$ -	$ -	$ -
2320	610001356	PRE-09766	Barcelona Phase 2B/3 Relocation Project	FP-NMG Dist Specific-Replace	376.4	$ -	$ -	$ -	$ -	$ -	$ -	$ -
2321	610001356	PRE-09766	Barcelona Phase 2B/3 Relocation Project	FP-NMG Dist Specific-Replace	380.0	$ -	$ -	$ -	$ -	$ -	$ -	$ -
2322	610001357	PRE-10015	Manchester Main and Services Replacement	FP-NMG Dist Specific-Replace	376.1	$ -	$ -	$ -	$ -	$ -	$ -	$ -
2323	610001357	PRE-10015	Manchester Main and Services Replacement	FP-NMG Dist Specific-Replace	376.2	$ -	$ -	$ -	$ -	$ -	$ -	$ -
2324	610001357	PRE-10015	Manchester Main and Services Replacement	FP-NMG Dist Specific-Replace	376.4	$ -	$ -	$ -	$ -	$ -	$ -	$ -
2325	610001357	PRE-10015	Manchester Main and Services Replacement	FP-NMG Dist Specific-Replace	380.0	$ -	$ -	$ -	$ -	$ -	$ -	$ -
2326	610001358	PRE-09883	4th Street Trailer Park Replacement	FP-NMG Dist Specific-Replace	376.1	$ -	$ -	$ -	$ -	$ -	$ -	$ -
2327	610001358	PRE-09883	4th Street Trailer Park Replacement	FP-NMG Dist Specific-Replace	376.2	$ -	$ -	$ -	$ -	$ -	$ -	$ -
2328	610001358	PRE-09883	4th Street Trailer Park Replacement	FP-NMG Dist Specific-Replace	376.4	$ -	$ -	$ -	$ -	$ -	$ -	$ -
2329	610001358	PRE-09883	4th Street Trailer Park Replacement	FP-NMG Dist Specific-Replace	380.0	$ -	$ -	$ -	$ -	$ -	$ -	$ -
2330	610001359	PRE-09981	San Pedro Replacement	FP-NMG Dist Mains-Replace	376.1	$ -	$ -	$ -	$ -	$ -	$ -	$ -
2331	610001359	PRE-09981	San Pedro Replacement	FP-NMG Dist Mains-Replace	376.2	$ -	$ -	$ -	$ -	$ -	$ -	$ -
2332	610001359	PRE-09981	San Pedro Replacement	FP-NMG Dist Mains-Replace	376.4	$ -	$ -	$ -	$ -	$ -	$ -	$ -
2333	610001359	PRE-09981	San Pedro Replacement	FP-NMG Dist Mains-Replace	380.0	$ -	$ -	$ -	$ -	$ -	$ -	$ -
2334	T680001360	PRE-09736	Huerfano Block Valve Transmitter Installation	FP-NMG Transm Stations-Replace	368.0	$ -	$ -	$ -	$ -	$ -	$ -	$ -
2335	T680001360	PRE-09736	Huerfano Block Valve Transmitter Installation	FP-NMG Transm Stations-Replace	369.0	$ -	$ -	$ -	$ -	$ -	$ -	$ -
2336	T660001361	TEMP	Ground bed Installation at Placitas BV	FP-NMG Transm Cathodic Protectior	367.4	$ -	$ -	$ -	$ -	$ -	$ -	$ -
2337	T610001362	NEW-15410	Placitas BV Ground Bed Installation	FP-NMG Transm Cathodic Protectior	367.4	$ -	$ -	$ -	$ -	$ -	$ -	$ -
2338	624001363	NEW-15428	Intrepid East Tap Distribution 6-in PE Install	FP-NMG Dist Specifics-New	376.1	$ -	$ -	$ -	$ -	$ -	$ -	$ -
2339	624001363	NEW-15428	Intrepid East Tap Distribution 6-in PE Install	FP-NMG Dist Specifics-New	376.2	$ -	$ -	$ -	$ -	$ -	$ -	$ -
2340	624001363	NEW-15428	Intrepid East Tap Distribution 6-in PE Install	FP-NMG Dist Specifics-New	376.4	$ -	$ -	$ -	$ -	$ -	$ -	$ -
2341	T660001364	PRE-09734	Alcade Compressor Fuel Gas Meter Station Regulator Replacement	FP-NMG Transm Stations-Replace	368.0	$ -	$ -	$ -	$ -	$ -	$ -	$ -
2342	T660001364	PRE-09734	Alcade Compressor Fuel Gas Meter Station Regulator Replacement	FP-NMG Transm Stations-Replace	369.0	$ -	$ -	$ -	$ -	$ -	$ -	$ -
2343	T610001365	PRE-09782	RSV - West Mesa 20in ML (Metro) MDC Tap and BV setting (MP 6.76)	FP-NMG Transm Specific-Replace	367.1	$ -	$ -	$ -	$ -	$ -	$ -	$ -
2344	T610001365	PRE-09782	RSV - West Mesa 20in ML (Metro) MDC Tap and BV setting (MP 6.76)	FP-NMG Transm Specific-Replace	368.0	$ -	$ -	$ -	$ -	$ -	$ -	$ -
2345	T610001365	PRE-09782	RSV - West Mesa 20in ML (Metro) MDC Tap and BV setting (MP 6.76)	FP-NMG Transm Specific-Replace	369.0	$ -	$ -	$ -	$ -	$ -	$ -	$ -
2346	T610001368	PRE-09917	RSV - West Mesa 16" South Broadway VHP BS Receiver	FP-NMG Transm Specific-Replace	367.1	$ -	$ -	$ -	$ -	$ -	$ -	$ -
2347	T610001368	PRE-09917	RSV - West Mesa 16" South Broadway VHP BS Receiver	FP-NMG Transm Specific-Replace	368.0	$ -	$ -	$ -	$ -	$ -	$ -	$ -
2348	T610001368	PRE-09917	RSV - West Mesa 16" South Broadway VHP BS Receiver	FP-NMG Transm Specific-Replace	369.0	$ -	$ -	$ -	$ -	$ -	$ -	$ -
2349	T610001369	PRE-09783	RSV - West Mesa ML - South Coors VHP Border Station 16in Launcher/ 20in Receiver	FP-NMG Transm Specific-Replace	367.1	$ -	$ -	$ -	$ -	$ -	$ -	$ -
2350	T610001369	PRE-09783	RSV - West Mesa ML - South Coors VHP Border Station 16in Launcher/ 20in Receiver	FP-NMG Transm Specific-Replace	368.0	$ -	$ -	$ -	$ -	$ -	$ -	$ -
2351	T610001369	PRE-09783	RSV - West Mesa ML - South Coors VHP Border Station 16in Launcher/ 20in Receiver	FP-NMG Transm Specific-Replace	369.0	$ -	$ -	$ -	$ -	$ -	$ -	$ -
2352	T610001370	TEMP	RSV Alameda ML: West Side Hospital (old St. Joseph's) BV Setting (20 in Receiver, 16i	FP-NMG Transm Specific-Replace	367.1	$ -	$ -	$ -	$ -	$ -	$ -	$ -
2353	T610001370	TEMP	RSV Alameda ML: West Side Hospital (old St. Joseph's) BV Setting (20 in Receiver, 16i	FP-NMG Transm Specific-Replace	368.0	$ -	$ -	$ -	$ -	$ -	$ -	$ -
2354	T610001370	TEMP	RSV Alameda ML: West Side Hospital (old St. Joseph's) BV Setting (20 in Receiver, 16i	FP-NMG Transm Specific-Replace	369.0	$ -	$ -	$ -	$ -	$ -	$ -	$ -
2355	T610001371	TEMP	RSV: Alameda ML 22-28 Alameda Border Station (16 and 16in Receiver)	FP-NMG Transm Specific-Replace	367.1	$ -	$ -	$ -	$ -	$ -	$ -	$ -

NEW MEXICO GAS COMPANY, INC.

Plant Gross Activity
Base Period - 12 Months Ending March 31, 2023
Future Test Year - 12 Months Ending September 30, 2025

	A	B	C	D	E	AB	AC	AD	AE	AF	AG	AH	AI
3	Investment Number	FP Number	Investment Name	FP Type	FERC Account	2/28/2025	3/31/2025	4/30/2025	5/31/2025	6/30/2025	7/31/2025	8/31/2025	9/30/2025
2300	T626001345	NEW-10064	CLO New Reg Statio at CR D & CR21	FP-NMG Transm Specifics-New	369.0	$ -	$ -	$ -	$ -	$ -	$ -	$ -	$ -
2301	T660001346	PRE-09707	2020 ILI cutouts - LA West to LA East	FP-NMG Transm Specific-Replace	367.1	$ -	$ -	$ -	$ -	$ -	$ -	$ -	$ -
2302	T660001346	PRE-09707	2020 ILI cutouts - LA West to LA East	FP-NMG Transm Specific-Replace	368.0	$ -	$ -	$ -	$ -	$ -	$ -	$ -	$ -
2303	T660001346	PRE-09707	2020 ILI cutouts - LA West to LA East	FP-NMG Transm Specific-Replace	369.0	$ -	$ -	$ -	$ -	$ -	$ -	$ -	$ -
2304	610001347	PRE-09706	Broadway and Marble Reg Station Relocation	FP-NMG Dist Specific-Replace	376.1	$ -	$ -	$ -	$ -	$ -	$ -	$ -	$ -
2305	610001347	PRE-09706	Broadway and Marble Reg Station Relocation	FP-NMG Dist Specific-Replace	376.2	$ -	$ -	$ -	$ -	$ -	$ -	$ -	$ -
2306	610001347	PRE-09706	Broadway and Marble Reg Station Relocation	FP-NMG Dist Specific-Replace	376.4	$ -	$ -	$ -	$ -	$ -	$ -	$ -	$ -
2307	610001347	PRE-09706	Broadway and Marble Reg Station Relocation	FP-NMG Dist Specific-Replace	380.0	$ -	$ -	$ -	$ -	$ -	$ -	$ -	$ -
2308	601001348	NCP-15628	PowerPlan Budget & Depreciation Forecasting	FP-NMG Intangible	303.3	$ -	$ -	$ -	$ -	$ -	$ -	$ -	$ -
2309	T624001349	TEMP	Material Verification Cutouts - Hobbs Bypass ML	FP-NMG Transm Specific-Replace	367.1	$ -	$ -	$ -	$ -	$ -	$ -	$ -	$ -
2310	T624001349	TEMP	Material Verification Cutouts - Hobbs Bypass ML	FP-NMG Transm Specific-Replace	368.0	$ -	$ -	$ -	$ -	$ -	$ -	$ -	$ -
2311	T624001349	TEMP	Material Verification Cutouts - Hobbs Bypass ML	FP-NMG Transm Specific-Replace	369.0	$ -	$ -	$ -	$ -	$ -	$ -	$ -	$ -
2312	T624001354	PRE-09856	Material Verification Cutouts - AMAX - Potash 8in	FP-NMG Transm Specific-Replace	367.1	$ -	$ -	$ -	$ -	$ -	$ -	$ -	$ -
2313	T624001354	PRE-09856	Material Verification Cutouts - AMAX - Potash 8in	FP-NMG Transm Specific-Replace	368.0	$ -	$ -	$ -	$ -	$ -	$ -	$ -	$ -
2314	T624001354	PRE-09856	Material Verification Cutouts - AMAX - Potash 8in	FP-NMG Transm Specific-Replace	369.0	$ -	$ -	$ -	$ -	$ -	$ -	$ -	$ -
2315	T624001355	PRE-09954	Material Verification Cutouts - Lovington West 8"	FP-NMG Transm Specific-Replace	367.1	$ -	$ -	$ -	$ -	$ -	$ -	$ -	$ -
2316	T624001355	PRE-09954	Material Verification Cutouts - Lovington West 8"	FP-NMG Transm Specific-Replace	368.0	$ -	$ -	$ -	$ -	$ -	$ -	$ -	$ -
2317	T624001355	PRE-09954	Material Verification Cutouts - Lovington West 8"	FP-NMG Transm Specific-Replace	369.0	$ -	$ -	$ -	$ -	$ -	$ -	$ -	$ -
2318	610001356	PRE-09766	Barcelona Phase 2B/3 Relocation Project	FP-NMG Dist Specific-Replace	376.1	$ -	$ -	$ -	$ -	$ -	$ -	$ -	$ -
2319	610001356	PRE-09766	Barcelona Phase 2B/3 Relocation Project	FP-NMG Dist Specific-Replace	376.2	$ -	$ -	$ -	$ -	$ -	$ -	$ -	$ -
2320	610001356	PRE-09766	Barcelona Phase 2B/3 Relocation Project	FP-NMG Dist Specific-Replace	376.4	$ -	$ -	$ -	$ -	$ -	$ -	$ -	$ -
2321	610001356	PRE-09766	Barcelona Phase 2B/3 Relocation Project	FP-NMG Dist Specific-Replace	380.0	$ -	$ -	$ -	$ -	$ -	$ -	$ -	$ -
2322	610001357	PRE-10015	Manchester Main and Services Replacement	FP-NMG Dist Specific-Replace	376.1	$ -	$ -	$ -	$ -	$ -	$ -	$ -	$ -
2323	610001357	PRE-10015	Manchester Main and Services Replacement	FP-NMG Dist Specific-Replace	376.2	$ -	$ -	$ -	$ -	$ -	$ -	$ -	$ -
2324	610001357	PRE-10015	Manchester Main and Services Replacement	FP-NMG Dist Specific-Replace	376.4	$ -	$ -	$ -	$ -	$ -	$ -	$ -	$ -
2325	610001357	PRE-10015	Manchester Main and Services Replacement	FP-NMG Dist Specific-Replace	380.0	$ -	$ -	$ -	$ -	$ -	$ -	$ -	$ -
2326	610001358	PRE-09883	4th Street Trailer Park Replacement	FP-NMG Dist Specific-Replace	376.1	$ -	$ -	$ -	$ -	$ -	$ -	$ -	$ -
2327	610001358	PRE-09883	4th Street Trailer Park Replacement	FP-NMG Dist Specific-Replace	376.2	$ -	$ -	$ -	$ -	$ -	$ -	$ -	$ -
2328	610001358	PRE-09883	4th Street Trailer Park Replacement	FP-NMG Dist Specific-Replace	376.4	$ -	$ -	$ -	$ -	$ -	$ -	$ -	$ -
2329	610001358	PRE-09883	4th Street Trailer Park Replacement	FP-NMG Dist Specific-Replace	380.0	$ -	$ -	$ -	$ -	$ -	$ -	$ -	$ -
2330	610001359	PRE-09981	San Pedro Replacement	FP-NMG Dist Mains-Replace	376.1	$ -	$ -	$ -	$ -	$ 170,031	$ -	$ -	$ -
2331	610001359	PRE-09981	San Pedro Replacement	FP-NMG Dist Mains-Replace	376.2	$ -	$ -	$ -	$ -	$ 182,473	$ -	$ -	$ -
2332	610001359	PRE-09981	San Pedro Replacement	FP-NMG Dist Mains-Replace	376.4	$ -	$ -	$ -	$ -	$ 41,471	$ -	$ -	$ -
2333	610001359	PRE-09981	San Pedro Replacement	FP-NMG Dist Mains-Replace	380.0	$ -	$ -	$ -	$ -	$ 20,736	$ -	$ -	$ -
2334	T680001360	PRE-09736	Huerfano Block Valve Transmitter Installation	FP-NMG Transm Stations-Replace	368.0	$ -	$ -	$ -	$ -	$ -	$ -	$ -	$ -
2335	T680001360	PRE-09736	Huerfano Block Valve Transmitter Installation	FP-NMG Transm Stations-Replace	369.0	$ -	$ -	$ -	$ -	$ -	$ -	$ -	$ -
2336	T660001361	TEMP	Ground bed Installation at Placitas BV	FP-NMG Transm Cathodic Protectior	367.4	$ -	$ -	$ -	$ -	$ -	$ -	$ -	$ -
2337	T610001362	NEW-15410	Placitas BV Ground Bed Installation	FP-NMG Transm Cathodic Protectior	367.4	$ -	$ -	$ -	$ -	$ -	$ -	$ -	$ -
2338	624001363	NEW-15428	Intrepid East Tap Distribution 6-in PE Install	FP-NMG Dist Specifics-New	376.1	$ -	$ -	$ -	$ -	$ -	$ -	$ -	$ -
2339	624001363	NEW-15428	Intrepid East Tap Distribution 6-in PE Install	FP-NMG Dist Specifics-New	376.2	$ -	$ -	$ -	$ -	$ -	$ -	$ -	$ -
2340	624001363	NEW-15428	Intrepid East Tap Distribution 6-in PE Install	FP-NMG Dist Specifics-New	376.4	$ -	$ -	$ -	$ -	$ -	$ -	$ -	$ -
2341	T660001364	PRE-09734	Alcade Compressor Fuel Gas Meter Station Regulator Replacement	FP-NMG Transm Stations-Replace	368.0	$ -	$ -	$ -	$ -	$ -	$ -	$ -	$ -
2342	T660001364	PRE-09734	Alcade Compressor Fuel Gas Meter Station Regulator Replacement	FP-NMG Transm Stations-Replace	369.0	$ -	$ -	$ -	$ -	$ -	$ -	$ -	$ -
2343	T610001365	PRE-09782	RSV - West Mesa 20in ML (Metro) MDC Tap and BV setting (MP 6.76)	FP-NMG Transm Specific-Replace	367.1	$ -	$ -	$ -	$ -	$ -	$ -	$ -	$ -
2344	T610001365	PRE-09782	RSV - West Mesa 20in ML (Metro) MDC Tap and BV setting (MP 6.76)	FP-NMG Transm Specific-Replace	368.0	$ -	$ -	$ -	$ -	$ -	$ -	$ -	$ -
2345	T610001365	PRE-09782	RSV - West Mesa 20in ML (Metro) MDC Tap and BV setting (MP 6.76)	FP-NMG Transm Specific-Replace	369.0	$ -	$ -	$ -	$ -	$ -	$ -	$ -	$ -
2346	T610001368	PRE-09917	RSV - West Mesa 16" South Broadway VHP BS Receiver	FP-NMG Transm Specific-Replace	367.1	$ -	$ -	$ -	$ -	$ -	$ -	$ -	$ -
2347	T610001368	PRE-09917	RSV - West Mesa 16" South Broadway VHP BS Receiver	FP-NMG Transm Specific-Replace	368.0	$ -	$ -	$ -	$ -	$ -	$ -	$ -	$ -
2348	T610001368	PRE-09917	RSV - West Mesa 16" South Broadway VHP BS Receiver	FP-NMG Transm Specific-Replace	369.0	$ -	$ -	$ -	$ -	$ -	$ -	$ -	$ -
2349	T610001369	PRE-09783	RSV - West Mesa ML - South Coors VHP Border Station 16in Launcher/ 20in Receiver	FP-NMG Transm Specific-Replace	367.1	$ -	$ -	$ -	$ -	$ -	$ -	$ -	$ -
2350	T610001369	PRE-09783	RSV - West Mesa ML - South Coors VHP Border Station 16in Launcher/ 20in Receiver	FP-NMG Transm Specific-Replace	368.0	$ -	$ -	$ -	$ -	$ -	$ -	$ -	$ -
2351	T610001369	PRE-09783	RSV - West Mesa ML - South Coors VHP Border Station 16in Launcher/ 20in Receiver	FP-NMG Transm Specific-Replace	369.0	$ -	$ -	$ -	$ -	$ -	$ -	$ -	$ -
2352	T610001370	TEMP	RSV Alameda ML: West Side Hospital (old St. Joseph's) BV Setting (20 in Receiver, 16i	FP-NMG Transm Specific-Replace	367.1	$ -	$ -	$ -	$ -	$ -	$ -	$ -	$ -
2353	T610001370	TEMP	RSV Alameda ML: West Side Hospital (old St. Joseph's) BV Setting (20 in Receiver, 16i	FP-NMG Transm Specific-Replace	368.0	$ -	$ -	$ -	$ -	$ -	$ -	$ -	$ -
2354	T610001370	TEMP	RSV Alameda ML: West Side Hospital (old St. Joseph's) BV Setting (20 in Receiver, 16i	FP-NMG Transm Specific-Replace	369.0	$ -	$ -	$ -	$ -	$ -	$ -	$ -	$ -
2355	T610001371	TEMP	RSV: Alameda ML 22-28 Alameda Border Station (16 and 16in Receiver)	FP-NMG Transm Specific-Replace	367.1	$ -	$ -	$ -	$ -	$ -	$ -	$ -	$ -

NEW MEXICO GAS COMPANY, INC.

Plant Gross Activity
Base Period - 12 Months Ending March 31, 2023
Future Test Year - 12 Months Ending September 30, 2025

	A	B	C	D	E	F	G	H	I	J	K	L
3	Investment Number	FP Number	Investment Name	FP Type	FERC Account	4/30/2023	5/31/2023	6/30/2023	7/31/2023	8/31/2023	9/30/2023	10/31/2023
2356	T610001371	TEMP	RSV: Alameda ML 22-28 Alameda Border Station (16 and 16in Receiver)	FP-NMG Transm Specific-Replace	368.0	$ -	$ -	$ -	$ -	$ -	$ -	$ -
2357	T610001371	TEMP	RSV: Alameda ML 22-28 Alameda Border Station (16 and 16in Receiver)	FP-NMG Transm Specific-Replace	369.0	$ -	$ -	$ -	$ -	$ -	$ -	$ -
2358	T610001372	TEMP	RSV: Northeast VHP 10" - Tennyson 10in Receiver	FP-NMG Transm Specific-Replace	367.1	$ -	$ -	$ -	$ -	$ -	$ -	$ -
2359	T610001372	TEMP	RSV: Northeast VHP 10" - Tennyson 10in Receiver	FP-NMG Transm Specific-Replace	368.0	$ -	$ -	$ -	$ -	$ -	$ -	$ -
2360	T610001372	TEMP	RSV: Northeast VHP 10" - Tennyson 10in Receiver	FP-NMG Transm Specific-Replace	369.0	$ -	$ -	$ -	$ -	$ -	$ -	$ -
2361	T624001373	PRE-09791	RSV: Amax ML -10in Midway Block Valve	FP-NMG Transm Specific-Replace	367.1	$ -	$ -	$ -	$ -	$ -	$ -	$ -
2362	T624001373	PRE-09791	RSV: Amax ML -10in Midway Block Valve	FP-NMG Transm Specific-Replace	368.0	$ -	$ -	$ -	$ -	$ -	$ -	$ -
2363	T624001373	PRE-09791	RSV: Amax ML -10in Midway Block Valve	FP-NMG Transm Specific-Replace	369.0	$ -	$ -	$ -	$ -	$ -	$ -	$ -
2364	T624001374	PRE-09802	RSV - Amax ML - 8 and 6 BV (Take-Off to Lea Co. Comp Sta.)	FP-NMG Transm Specific-Replace	367.1	$ -	$ 91,182	$ -	$ -	$ -	$ -	$ -
2365	T624001374	PRE-09802	RSV - Amax ML - 8 and 6 BV (Take-Off to Lea Co. Comp Sta.)	FP-NMG Transm Specific-Replace	368.0	$ -	$ 13,026	$ -	$ -	$ -	$ -	$ -
2366	T624001374	PRE-09802	RSV - Amax ML - 8 and 6 BV (Take-Off to Lea Co. Comp Sta.)	FP-NMG Transm Specific-Replace	369.0	$ -	$ 26,052	$ -	$ -	$ -	$ -	$ -
2367	T624001375	TEMP	RSV: Amax ML - Tie In Amax/Potash Take Off Setting 8 & 10	FP-NMG Transm Specific-Replace	367.1	$ -	$ -	$ -	$ -	$ -	$ -	$ -
2368	T624001375	TEMP	RSV: Amax ML - Tie In Amax/Potash Take Off Setting 8 & 10	FP-NMG Transm Specific-Replace	368.0	$ -	$ -	$ -	$ -	$ -	$ -	$ -
2369	T624001375	TEMP	RSV: Amax ML - Tie In Amax/Potash Take Off Setting 8 & 10	FP-NMG Transm Specific-Replace	369.0	$ -	$ -	$ -	$ -	$ -	$ -	$ -
2370	T624001376	PRE-09928	RSV - Amax ML - 10in Junction Potash ML (really 6in AMAX & 10in Lea Co)	FP-NMG Transm Specific-Replace	367.1	$ -	$ -	$ -	$ -	$ -	$ -	$ -
2371	T624001376	PRE-09928	RSV - Amax ML - 10in Junction Potash ML (really 6in AMAX & 10in Lea Co)	FP-NMG Transm Specific-Replace	368.0	$ -	$ -	$ -	$ -	$ -	$ -	$ -
2372	T624001376	PRE-09928	RSV - Amax ML - 10in Junction Potash ML (really 6in AMAX & 10in Lea Co)	FP-NMG Transm Specific-Replace	369.0	$ -	$ -	$ -	$ -	$ -	$ -	$ -
2373	T624001377	PRE-09785	RSV: Amax ML - Phase II	FP-NMG Transm Specific-Replace	367.1	$ -	$ -	$ -	$ -	$ -	$ -	$ -
2374	T624001377	PRE-09785	RSV: Amax ML - Phase II	FP-NMG Transm Specific-Replace	368.0	$ -	$ -	$ -	$ -	$ -	$ -	$ -
2375	T624001377	PRE-09785	RSV: Amax ML - Phase II	FP-NMG Transm Specific-Replace	369.0	$ -	$ -	$ -	$ -	$ -	$ -	$ -
2376	T624001378	TEMP	South End Potash Ground Bed	FP-NMG Transm Cathodic Protectior	367.4	$ -	$ -	$ -	$ -	$ -	$ -	$ -
2377	T610001379	TEMP	fake San Felipe Casino BV	FP-NMG Transm Specific-Replace	367.1	$ -	$ -	$ -	$ -	$ -	$ -	$ -
2378	T610001379	TEMP	fake San Felipe Casino BV	FP-NMG Transm Specific-Replace	368.0	$ -	$ -	$ -	$ -	$ -	$ -	$ -
2379	T610001379	TEMP	fake San Felipe Casino BV	FP-NMG Transm Specific-Replace	369.0	$ -	$ -	$ -	$ -	$ -	$ -	$ -
2380	T610001381	PRE-09716	statewide transmission RTU replace	FP-NMG Transm Stations-Replace	368.0	$ -	$ -	$ -	$ -	$ -	$ -	$ -
2381	T610001381	PRE-09716	statewide transmission RTU replace	FP-NMG Transm Stations-Replace	369.0	$ -	$ -	$ -	$ -	$ -	$ -	$ -
2382	T624001382	PRE-09717	Erosion Mitigation Roswell ML MP 7.56 lower and Replace	FP-NMG Transm Specific-Replace	367.1	$ -	$ -	$ -	$ -	$ -	$ -	$ -
2383	T624001382	PRE-09717	Erosion Mitigation Roswell ML MP 7.56 lower and Replace	FP-NMG Transm Specific-Replace	368.0	$ -	$ -	$ -	$ -	$ -	$ -	$ -
2384	T624001382	PRE-09717	Erosion Mitigation Roswell ML MP 7.56 lower and Replace	FP-NMG Transm Specific-Replace	369.0	$ -	$ -	$ -	$ -	$ -	$ -	$ -
2385	T624001383	PRE-09915	RSV: Roswell ML South Side of Pecos River	FP-NMG Transm Specific-Replace	367.1	$ -	$ -	$ -	$ -	$ -	$ -	$ -
2386	T624001383	PRE-09915	RSV: Roswell ML South Side of Pecos River	FP-NMG Transm Specific-Replace	368.0	$ -	$ -	$ -	$ -	$ -	$ -	$ -
2387	T624001383	PRE-09915	RSV: Roswell ML South Side of Pecos River	FP-NMG Transm Specific-Replace	369.0	$ -	$ -	$ -	$ -	$ -	$ -	$ -
2388	T624001384	TEMP	RSV - Carlsbad ML Angel Ranch BV MP 16.5	FP-NMG Transm Specific-Replace	367.1	$ -	$ -	$ -	$ -	$ -	$ -	$ -
2389	T624001384	TEMP	RSV - Carlsbad ML Angel Ranch BV MP 16.5	FP-NMG Transm Specific-Replace	368.0	$ -	$ -	$ -	$ -	$ -	$ -	$ -
2390	T624001384	TEMP	RSV - Carlsbad ML Angel Ranch BV MP 16.5	FP-NMG Transm Specific-Replace	369.0	$ -	$ -	$ -	$ -	$ -	$ -	$ -
2391	T624001385	TEMP	RSV: Carlsbad ML Red Lake Take Off MP 0	FP-NMG Transm Specific-Replace	367.1	$ -	$ -	$ -	$ -	$ -	$ -	$ -
2392	T624001385	TEMP	RSV: Carlsbad ML Red Lake Take Off MP 0	FP-NMG Transm Specific-Replace	368.0	$ -	$ -	$ -	$ -	$ -	$ -	$ -
2393	T624001385	TEMP	RSV: Carlsbad ML Red Lake Take Off MP 0	FP-NMG Transm Specific-Replace	369.0	$ -	$ -	$ -	$ -	$ -	$ -	$ -
2394	T624001386	TEMP	RSV: Lovington ML - Lovington Block Valve	FP-NMG Transm Specific-Replace	367.1	$ -	$ -	$ -	$ -	$ -	$ -	$ -
2395	T624001386	TEMP	RSV: Lovington ML - Lovington Block Valve	FP-NMG Transm Specific-Replace	368.0	$ -	$ -	$ -	$ -	$ -	$ -	$ -
2396	T624001386	TEMP	RSV: Lovington ML - Lovington Block Valve	FP-NMG Transm Specific-Replace	369.0	$ -	$ -	$ -	$ -	$ -	$ -	$ -
2397	T624001387	TEMP	RSV - Lovington 6in ML - Lovington South BS	FP-NMG Transm Specific-Replace	367.1	$ -	$ -	$ -	$ -	$ -	$ -	$ -
2398	T624001387	TEMP	RSV - Lovington 6in ML - Lovington South BS	FP-NMG Transm Specific-Replace	368.0	$ -	$ -	$ -	$ -	$ -	$ -	$ -
2399	T624001387	TEMP	RSV - Lovington 6in ML - Lovington South BS	FP-NMG Transm Specific-Replace	369.0	$ -	$ -	$ -	$ -	$ -	$ -	$ -
2400	T610001388	PRE-09916	RSV: Loves ML - Loves BS 6in Receiver	FP-NMG Transm Specific-Replace	367.1	$ -	$ -	$ -	$ -	$ -	$ -	$ -
2401	T610001388	PRE-09916	RSV: Loves ML - Loves BS 6in Receiver	FP-NMG Transm Specific-Replace	368.0	$ -	$ -	$ -	$ -	$ -	$ -	$ -
2402	T610001388	PRE-09916	RSV: Loves ML - Loves BS 6in Receiver	FP-NMG Transm Specific-Replace	369.0	$ -	$ -	$ -	$ -	$ -	$ -	$ -
2403	T610001389	TEMP	RSV: Santa Fe 12" 720 San Felipe Casino Block Valve	FP-NMG Transm Specific-Replace	367.1	$ -	$ -	$ -	$ -	$ -	$ -	$ -
2404	T610001389	TEMP	RSV: Santa Fe 12" 720 San Felipe Casino Block Valve	FP-NMG Transm Specific-Replace	368.0	$ -	$ -	$ -	$ -	$ -	$ -	$ -
2405	T610001389	TEMP	RSV: Santa Fe 12" 720 San Felipe Casino Block Valve	FP-NMG Transm Specific-Replace	369.0	$ -	$ -	$ -	$ -	$ -	$ -	$ -
2406	T660001390	PRE-09992	RSV: Santa Fe North BV # 1	FP-NMG Transm Specific-Replace	367.1	$ -	$ -	$ -	$ -	$ -	$ -	$ -
2407	T660001390	PRE-09992	RSV: Santa Fe North BV # 1	FP-NMG Transm Specific-Replace	368.0	$ -	$ -	$ -	$ -	$ -	$ -	$ -
2408	T660001390	PRE-09992	RSV: Santa Fe North BV # 1	FP-NMG Transm Specific-Replace	369.0	$ -	$ -	$ -	$ -	$ -	$ -	$ -
2409	T680001397	TEMP	RSV: DOE ML I 550 - Lybrook BV 2 MP 12.56	FP-NMG Transm Specific-Replace	367.1	$ -	$ -	$ -	$ -	$ -	$ -	$ -
2410	T680001397	TEMP	RSV: DOE ML I 550 - Lybrook BV 2 MP 12.56	FP-NMG Transm Specific-Replace	368.0	$ -	$ -	$ -	$ -	$ -	$ -	$ -
2411	T680001397	TEMP	RSV: DOE ML I 550 - Lybrook BV 2 MP 12.56	FP-NMG Transm Specific-Replace	369.0	$ -	$ -	$ -	$ -	$ -	$ -	$ -

NEW MEXICO GAS COMPANY, INC.

Plant Gross Activity
Base Period - 12 Months Ending March 31, 2023
Future Test Year - 12 Months Ending September 30, 2025

	A	B	C	D	E	M	N	O	P	Q	R	S	T
3	Investment Number	FP Number	Investment Name	FP Type	FERC Account	11/30/2023	12/31/2023	1/31/2024	2/29/2024	3/31/2024	4/30/2024	5/31/2024	6/30/2024
2356	T610001371	TEMP	RSV: Alameda ML 22-28 Alameda Border Station (16 and 16in Receiver)	FP-NMG Transm Specific-Replace	368.0	$ -	$ -	$ -	$ -	$ -	$ -	$ -	$ -
2357	T610001371	TEMP	RSV: Alameda ML 22-28 Alameda Border Station (16 and 16in Receiver)	FP-NMG Transm Specific-Replace	369.0	$ -	$ -	$ -	$ -	$ -	$ -	$ -	$ -
2358	T610001372	TEMP	RSV: Northeast VHP 10" - Tennyson 10in Receiver	FP-NMG Transm Specific-Replace	367.1	$ -	$ -	$ -	$ -	$ -	$ -	$ -	$ -
2359	T610001372	TEMP	RSV: Northeast VHP 10" - Tennyson 10in Receiver	FP-NMG Transm Specific-Replace	368.0	$ -	$ -	$ -	$ -	$ -	$ -	$ -	$ -
2360	T610001372	TEMP	RSV: Northeast VHP 10" - Tennyson 10in Receiver	FP-NMG Transm Specific-Replace	369.0	$ -	$ -	$ -	$ -	$ -	$ -	$ -	$ -
2361	T624001373	PRE-09791	RSV: Amax ML -10in Midway Block Valve	FP-NMG Transm Specific-Replace	367.1	$ -	$ -	$ -	$ -	$ -	$ -	$ -	$ -
2362	T624001373	PRE-09791	RSV: Amax ML -10in Midway Block Valve	FP-NMG Transm Specific-Replace	368.0	$ -	$ -	$ -	$ -	$ -	$ -	$ -	$ -
2363	T624001373	PRE-09791	RSV: Amax ML -10in Midway Block Valve	FP-NMG Transm Specific-Replace	369.0	$ -	$ -	$ -	$ -	$ -	$ -	$ -	$ -
2364	T624001374	PRE-09802	RSV - Amax ML - 8 and 6 BV (Take-Off to Lea Co. Comp Sta.)	FP-NMG Transm Specific-Replace	367.1	$ -	$ -	$ -	$ -	$ -	$ -	$ -	$ -
2365	T624001374	PRE-09802	RSV - Amax ML - 8 and 6 BV (Take-Off to Lea Co. Comp Sta.)	FP-NMG Transm Specific-Replace	368.0	$ -	$ -	$ -	$ -	$ -	$ -	$ -	$ -
2366	T624001374	PRE-09802	RSV - Amax ML - 8 and 6 BV (Take-Off to Lea Co. Comp Sta.)	FP-NMG Transm Specific-Replace	369.0	$ -	$ -	$ -	$ -	$ -	$ -	$ -	$ -
2367	T624001375	TEMP	RSV: Amax ML - Tie In Amax/Potash Take Off Setting 8 & 10	FP-NMG Transm Specific-Replace	367.1	$ -	$ -	$ -	$ -	$ -	$ -	$ -	$ -
2368	T624001375	TEMP	RSV: Amax ML - Tie In Amax/Potash Take Off Setting 8 & 10	FP-NMG Transm Specific-Replace	368.0	$ -	$ -	$ -	$ -	$ -	$ -	$ -	$ -
2369	T624001375	TEMP	RSV: Amax ML - Tie In Amax/Potash Take Off Setting 8 & 10	FP-NMG Transm Specific-Replace	369.0	$ -	$ -	$ -	$ -	$ -	$ -	$ -	$ -
2370	T624001376	PRE-09928	RSV - Amax ML - 10in Junction Potash ML (really 6in AMAX & 10in Lea Co)	FP-NMG Transm Specific-Replace	367.1	$ -	$ -	$ -	$ -	$ -	$ -	$ -	$ -
2371	T624001376	PRE-09928	RSV - Amax ML - 10in Junction Potash ML (really 6in AMAX & 10in Lea Co)	FP-NMG Transm Specific-Replace	368.0	$ -	$ -	$ -	$ -	$ -	$ -	$ -	$ -
2372	T624001376	PRE-09928	RSV - Amax ML - 10in Junction Potash ML (really 6in AMAX & 10in Lea Co)	FP-NMG Transm Specific-Replace	369.0	$ -	$ -	$ -	$ -	$ -	$ -	$ -	$ -
2373	T624001377	PRE-09785	RSV: Amax ML - Phase II	FP-NMG Transm Specific-Replace	367.1	$ -	$ -	$ -	$ -	$ -	$ -	$ -	$ -
2374	T624001377	PRE-09785	RSV: Amax ML - Phase II	FP-NMG Transm Specific-Replace	368.0	$ -	$ -	$ -	$ -	$ -	$ -	$ -	$ -
2375	T624001377	PRE-09785	RSV: Amax ML - Phase II	FP-NMG Transm Specific-Replace	369.0	$ -	$ -	$ -	$ -	$ -	$ -	$ -	$ -
2376	T624001378	TEMP	South End Potash Ground Bed	FP-NMG Transm Cathodic Protectior	367.4	$ -	$ -	$ -	$ -	$ -	$ -	$ -	$ -
2377	T610001379	TEMP	fake San Felipe Casino BV	FP-NMG Transm Specific-Replace	367.1	$ -	$ -	$ -	$ -	$ -	$ -	$ -	$ -
2378	T610001379	TEMP	fake San Felipe Casino BV	FP-NMG Transm Specific-Replace	368.0	$ -	$ -	$ -	$ -	$ -	$ -	$ -	$ -
2379	T610001379	TEMP	fake San Felipe Casino BV	FP-NMG Transm Specific-Replace	369.0	$ -	$ -	$ -	$ -	$ -	$ -	$ -	$ -
2380	T610001381	PRE-09716	statewide transmission RTU replace	FP-NMG Transm Stations-Replace	368.0	$ -	$ -	$ -	$ -	$ -	$ -	$ -	$ -
2381	T610001381	PRE-09716	statewide transmission RTU replace	FP-NMG Transm Stations-Replace	369.0	$ -	$ -	$ -	$ -	$ -	$ -	$ -	$ -
2382	T624001382	PRE-09717	Erosion Mitigation Roswell ML MP 7.56 lower and Replace	FP-NMG Transm Specific-Replace	367.1	$ -	$ -	$ -	$ -	$ -	$ -	$ -	$ -
2383	T624001382	PRE-09717	Erosion Mitigation Roswell ML MP 7.56 lower and Replace	FP-NMG Transm Specific-Replace	368.0	$ -	$ -	$ -	$ -	$ -	$ -	$ -	$ -
2384	T624001382	PRE-09717	Erosion Mitigation Roswell ML MP 7.56 lower and Replace	FP-NMG Transm Specific-Replace	369.0	$ -	$ -	$ -	$ -	$ -	$ -	$ -	$ -
2385	T624001383	PRE-09915	RSV: Roswell ML South Side of Pecos River	FP-NMG Transm Specific-Replace	367.1	$ -	$ -	$ -	$ -	$ -	$ -	$ -	$ -
2386	T624001383	PRE-09915	RSV: Roswell ML South Side of Pecos River	FP-NMG Transm Specific-Replace	368.0	$ -	$ -	$ -	$ -	$ -	$ -	$ -	$ -
2387	T624001383	PRE-09915	RSV: Roswell ML South Side of Pecos River	FP-NMG Transm Specific-Replace	369.0	$ -	$ -	$ -	$ -	$ -	$ -	$ -	$ -
2388	T624001384	TEMP	RSV - Carlsbad ML Angel Ranch BV MP 16.5	FP-NMG Transm Specific-Replace	367.1	$ -	$ -	$ -	$ -	$ -	$ -	$ -	$ -
2389	T624001384	TEMP	RSV - Carlsbad ML Angel Ranch BV MP 16.5	FP-NMG Transm Specific-Replace	368.0	$ -	$ -	$ -	$ -	$ -	$ -	$ -	$ -
2390	T624001384	TEMP	RSV - Carlsbad ML Angel Ranch BV MP 16.5	FP-NMG Transm Specific-Replace	369.0	$ -	$ -	$ -	$ -	$ -	$ -	$ -	$ -
2391	T624001385	TEMP	RSV: Carlsbad ML Red Lake Take Off MP 0	FP-NMG Transm Specific-Replace	367.1	$ -	$ -	$ -	$ -	$ -	$ -	$ -	$ -
2392	T624001385	TEMP	RSV: Carlsbad ML Red Lake Take Off MP 0	FP-NMG Transm Specific-Replace	368.0	$ -	$ -	$ -	$ -	$ -	$ -	$ -	$ -
2393	T624001385	TEMP	RSV: Carlsbad ML Red Lake Take Off MP 0	FP-NMG Transm Specific-Replace	369.0	$ -	$ -	$ -	$ -	$ -	$ -	$ -	$ -
2394	T624001386	TEMP	RSV: Lovington ML - Lovington Block Valve	FP-NMG Transm Specific-Replace	367.1	$ -	$ -	$ -	$ -	$ -	$ -	$ -	$ -
2395	T624001386	TEMP	RSV: Lovington ML - Lovington Block Valve	FP-NMG Transm Specific-Replace	368.0	$ -	$ -	$ -	$ -	$ -	$ -	$ -	$ -
2396	T624001386	TEMP	RSV: Lovington ML - Lovington Block Valve	FP-NMG Transm Specific-Replace	369.0	$ -	$ -	$ -	$ -	$ -	$ -	$ -	$ -
2397	T624001387	TEMP	RSV - Lovington 6in ML - Lovington South BS	FP-NMG Transm Specific-Replace	367.1	$ -	$ -	$ -	$ -	$ -	$ -	$ -	$ -
2398	T624001387	TEMP	RSV - Lovington 6in ML - Lovington South BS	FP-NMG Transm Specific-Replace	368.0	$ -	$ -	$ -	$ -	$ -	$ -	$ -	$ -
2399	T624001387	TEMP	RSV - Lovington 6in ML - Lovington South BS	FP-NMG Transm Specific-Replace	369.0	$ -	$ -	$ -	$ -	$ -	$ -	$ -	$ -
2400	T610001388	PRE-09916	RSV: Loves ML - Loves BS 6in Receiver	FP-NMG Transm Specific-Replace	367.1	$ -	$ -	$ -	$ -	$ -	$ -	$ -	$ -
2401	T610001388	PRE-09916	RSV: Loves ML - Loves BS 6in Receiver	FP-NMG Transm Specific-Replace	368.0	$ -	$ -	$ -	$ -	$ -	$ -	$ -	$ -
2402	T610001388	PRE-09916	RSV: Loves ML - Loves BS 6in Receiver	FP-NMG Transm Specific-Replace	369.0	$ -	$ -	$ -	$ -	$ -	$ -	$ -	$ -
2403	T610001389	TEMP	RSV: Santa Fe 12" 720 San Felipe Casino Block Valve	FP-NMG Transm Specific-Replace	367.1	$ -	$ -	$ -	$ -	$ -	$ -	$ -	$ -
2404	T610001389	TEMP	RSV: Santa Fe 12" 720 San Felipe Casino Block Valve	FP-NMG Transm Specific-Replace	368.0	$ -	$ -	$ -	$ -	$ -	$ -	$ -	$ -
2405	T610001389	TEMP	RSV: Santa Fe 12" 720 San Felipe Casino Block Valve	FP-NMG Transm Specific-Replace	369.0	$ -	$ -	$ -	$ -	$ -	$ -	$ -	$ -
2406	T660001390	PRE-09992	RSV: Santa Fe North BV # 1	FP-NMG Transm Specific-Replace	367.1	$ -	$ -	$ -	$ -	$ -	$ -	$ -	$ -
2407	T660001390	PRE-09992	RSV: Santa Fe North BV # 1	FP-NMG Transm Specific-Replace	368.0	$ -	$ -	$ -	$ -	$ -	$ -	$ -	$ -
2408	T660001390	PRE-09992	RSV: Santa Fe North BV # 1	FP-NMG Transm Specific-Replace	369.0	$ -	$ -	$ -	$ -	$ -	$ -	$ -	$ -
2409	T680001397	TEMP	RSV: DOE ML I 550 - Lybrook BV 2 MP 12.56	FP-NMG Transm Specific-Replace	367.1	$ -	$ -	$ -	$ -	$ -	$ -	$ -	$ -
2410	T680001397	TEMP	RSV: DOE ML I 550 - Lybrook BV 2 MP 12.56	FP-NMG Transm Specific-Replace	368.0	$ -	$ -	$ -	$ -	$ -	$ -	$ -	$ -
2411	T680001397	TEMP	RSV: DOE ML I 550 - Lybrook BV 2 MP 12.56	FP-NMG Transm Specific-Replace	369.0	$ -	$ -	$ -	$ -	$ -	$ -	$ -	$ -

NEW MEXICO GAS COMPANY, INC.

Plant Gross Activity
Base Period - 12 Months Ending March 31, 2023
Future Test Year - 12 Months Ending September 30, 2025

	A	B	C	D	E	U	V	W	X	Y	Z	AA
3	Investment Number	FP Number	Investment Name	FP Type	FERC Account	7/31/2024	8/31/2024	9/30/2024	10/31/2024	11/30/2024	12/31/2024	1/31/2025
2356	T610001371	TEMP	RSV: Alameda ML 22-28 Alameda Border Station (16 and 16in Receiver)	FP-NMG Transm Specific-Replace	368.0	$ -	$ -	$ -	$ -	$ -	$ -	$ -
2357	T610001371	TEMP	RSV: Alameda ML 22-28 Alameda Border Station (16 and 16in Receiver)	FP-NMG Transm Specific-Replace	369.0	$ -	$ -	$ -	$ -	$ -	$ -	$ -
2358	T610001372	TEMP	RSV: Northeast VHP 10" - Tennyson 10in Receiver	FP-NMG Transm Specific-Replace	367.1	$ -	$ -	$ -	$ -	$ -	$ -	$ -
2359	T610001372	TEMP	RSV: Northeast VHP 10" - Tennyson 10in Receiver	FP-NMG Transm Specific-Replace	368.0	$ -	$ -	$ -	$ -	$ -	$ -	$ -
2360	T610001372	TEMP	RSV: Northeast VHP 10" - Tennyson 10in Receiver	FP-NMG Transm Specific-Replace	369.0	$ -	$ -	$ -	$ -	$ -	$ -	$ -
2361	T624001373	PRE-09791	RSV: Amax ML -10in Midway Block Valve	FP-NMG Transm Specific-Replace	367.1	$ -	$ -	$ -	$ -	$ -	$ -	$ -
2362	T624001373	PRE-09791	RSV: Amax ML -10in Midway Block Valve	FP-NMG Transm Specific-Replace	368.0	$ -	$ -	$ -	$ -	$ -	$ -	$ -
2363	T624001373	PRE-09791	RSV: Amax ML -10in Midway Block Valve	FP-NMG Transm Specific-Replace	369.0	$ -	$ -	$ -	$ -	$ -	$ -	$ -
2364	T624001374	PRE-09802	RSV - Amax ML - 8 and 6 BV (Take-Off to Lea Co. Comp Sta.)	FP-NMG Transm Specific-Replace	367.1	$ -	$ -	$ -	$ -	$ -	$ -	$ -
2365	T624001374	PRE-09802	RSV - Amax ML - 8 and 6 BV (Take-Off to Lea Co. Comp Sta.)	FP-NMG Transm Specific-Replace	368.0	$ -	$ -	$ -	$ -	$ -	$ -	$ -
2366	T624001374	PRE-09802	RSV - Amax ML - 8 and 6 BV (Take-Off to Lea Co. Comp Sta.)	FP-NMG Transm Specific-Replace	369.0	$ -	$ -	$ -	$ -	$ -	$ -	$ -
2367	T624001375	TEMP	RSV: Amax ML - Tie In Amax/Potash Take Off Setting 8 & 10	FP-NMG Transm Specific-Replace	367.1	$ -	$ -	$ -	$ -	$ -	$ -	$ -
2368	T624001375	TEMP	RSV: Amax ML - Tie In Amax/Potash Take Off Setting 8 & 10	FP-NMG Transm Specific-Replace	368.0	$ -	$ -	$ -	$ -	$ -	$ -	$ -
2369	T624001375	TEMP	RSV: Amax ML - Tie In Amax/Potash Take Off Setting 8 & 10	FP-NMG Transm Specific-Replace	369.0	$ -	$ -	$ -	$ -	$ -	$ -	$ -
2370	T624001376	PRE-09928	RSV - Amax ML - 10in Junction Potash ML (really 6in AMAX & 10in Lea Co)	FP-NMG Transm Specific-Replace	367.1	$ -	$ -	$ -	$ -	$ -	$ -	$ -
2371	T624001376	PRE-09928	RSV - Amax ML - 10in Junction Potash ML (really 6in AMAX & 10in Lea Co)	FP-NMG Transm Specific-Replace	368.0	$ -	$ -	$ -	$ -	$ -	$ -	$ -
2372	T624001376	PRE-09928	RSV - Amax ML - 10in Junction Potash ML (really 6in AMAX & 10in Lea Co)	FP-NMG Transm Specific-Replace	369.0	$ -	$ -	$ -	$ -	$ -	$ -	$ -
2373	T624001377	PRE-09785	RSV: Amax ML - Phase II	FP-NMG Transm Specific-Replace	367.1	$ -	$ -	$ -	$ -	$ -	$ -	$ -
2374	T624001377	PRE-09785	RSV: Amax ML - Phase II	FP-NMG Transm Specific-Replace	368.0	$ -	$ -	$ -	$ -	$ -	$ -	$ -
2375	T624001377	PRE-09785	RSV: Amax ML - Phase II	FP-NMG Transm Specific-Replace	369.0	$ -	$ -	$ -	$ -	$ -	$ -	$ -
2376	T624001378	TEMP	South End Potash Ground Bed	FP-NMG Transm Cathodic Protectior	367.4	$ -	$ -	$ -	$ -	$ -	$ -	$ -
2377	T610001379	TEMP	fake San Felipe Casino BV	FP-NMG Transm Specific-Replace	367.1	$ -	$ -	$ -	$ -	$ -	$ -	$ -
2378	T610001379	TEMP	fake San Felipe Casino BV	FP-NMG Transm Specific-Replace	368.0	$ -	$ -	$ -	$ -	$ -	$ -	$ -
2379	T610001379	TEMP	fake San Felipe Casino BV	FP-NMG Transm Specific-Replace	369.0	$ -	$ -	$ -	$ -	$ -	$ -	$ -
2380	T610001381	PRE-09716	statewide transmission RTU replace	FP-NMG Transm Stations-Replace	368.0	$ -	$ -	$ -	$ -	$ -	$ -	$ -
2381	T610001381	PRE-09716	statewide transmission RTU replace	FP-NMG Transm Stations-Replace	369.0	$ -	$ -	$ -	$ -	$ -	$ -	$ -
2382	T624001382	PRE-09717	Erosion Mitigation Roswell ML MP 7.56 lower and Replace	FP-NMG Transm Specific-Replace	367.1	$ -	$ -	$ -	$ -	$ -	$ -	$ -
2383	T624001382	PRE-09717	Erosion Mitigation Roswell ML MP 7.56 lower and Replace	FP-NMG Transm Specific-Replace	368.0	$ -	$ -	$ -	$ -	$ -	$ -	$ -
2384	T624001382	PRE-09717	Erosion Mitigation Roswell ML MP 7.56 lower and Replace	FP-NMG Transm Specific-Replace	369.0	$ -	$ -	$ -	$ -	$ -	$ -	$ -
2385	T624001383	PRE-09915	RSV: Roswell ML South Side of Pecos River	FP-NMG Transm Specific-Replace	367.1	$ -	$ -	$ -	$ -	$ -	$ -	$ -
2386	T624001383	PRE-09915	RSV: Roswell ML South Side of Pecos River	FP-NMG Transm Specific-Replace	368.0	$ -	$ -	$ -	$ -	$ -	$ -	$ -
2387	T624001383	PRE-09915	RSV: Roswell ML South Side of Pecos River	FP-NMG Transm Specific-Replace	369.0	$ -	$ -	$ -	$ -	$ -	$ -	$ -
2388	T624001384	TEMP	RSV - Carlsbad ML Angel Ranch BV MP 16.5	FP-NMG Transm Specific-Replace	367.1	$ -	$ -	$ -	$ -	$ -	$ -	$ -
2389	T624001384	TEMP	RSV - Carlsbad ML Angel Ranch BV MP 16.5	FP-NMG Transm Specific-Replace	368.0	$ -	$ -	$ -	$ -	$ -	$ -	$ -
2390	T624001384	TEMP	RSV - Carlsbad ML Angel Ranch BV MP 16.5	FP-NMG Transm Specific-Replace	369.0	$ -	$ -	$ -	$ -	$ -	$ -	$ -
2391	T624001385	TEMP	RSV: Carlsbad ML Red Lake Take Off MP 0	FP-NMG Transm Specific-Replace	367.1	$ -	$ -	$ -	$ -	$ -	$ -	$ -
2392	T624001385	TEMP	RSV: Carlsbad ML Red Lake Take Off MP 0	FP-NMG Transm Specific-Replace	368.0	$ -	$ -	$ -	$ -	$ -	$ -	$ -
2393	T624001385	TEMP	RSV: Carlsbad ML Red Lake Take Off MP 0	FP-NMG Transm Specific-Replace	369.0	$ -	$ -	$ -	$ -	$ -	$ -	$ -
2394	T624001386	TEMP	RSV: Lovington ML - Lovington Block Valve	FP-NMG Transm Specific-Replace	367.1	$ -	$ -	$ -	$ -	$ -	$ -	$ -
2395	T624001386	TEMP	RSV: Lovington ML - Lovington Block Valve	FP-NMG Transm Specific-Replace	368.0	$ -	$ -	$ -	$ -	$ -	$ -	$ -
2396	T624001386	TEMP	RSV: Lovington ML - Lovington Block Valve	FP-NMG Transm Specific-Replace	369.0	$ -	$ -	$ -	$ -	$ -	$ -	$ -
2397	T624001387	TEMP	RSV - Lovington 6in ML - Lovington South BS	FP-NMG Transm Specific-Replace	367.1	$ -	$ -	$ -	$ -	$ -	$ -	$ -
2398	T624001387	TEMP	RSV - Lovington 6in ML - Lovington South BS	FP-NMG Transm Specific-Replace	368.0	$ -	$ -	$ -	$ -	$ -	$ -	$ -
2399	T624001387	TEMP	RSV - Lovington 6in ML - Lovington South BS	FP-NMG Transm Specific-Replace	369.0	$ -	$ -	$ -	$ -	$ -	$ -	$ -
2400	T610001388	PRE-09916	RSV: Loves ML - Loves BS 6in Receiver	FP-NMG Transm Specific-Replace	367.1	$ -	$ -	$ -	$ -	$ -	$ -	$ -
2401	T610001388	PRE-09916	RSV: Loves ML - Loves BS 6in Receiver	FP-NMG Transm Specific-Replace	368.0	$ -	$ -	$ -	$ -	$ -	$ -	$ -
2402	T610001388	PRE-09916	RSV: Loves ML - Loves BS 6in Receiver	FP-NMG Transm Specific-Replace	369.0	$ -	$ -	$ -	$ -	$ -	$ -	$ -
2403	T610001389	TEMP	RSV: Santa Fe 12" 720 San Felipe Casino Block Valve	FP-NMG Transm Specific-Replace	367.1	$ -	$ -	$ -	$ -	$ -	$ -	$ -
2404	T610001389	TEMP	RSV: Santa Fe 12" 720 San Felipe Casino Block Valve	FP-NMG Transm Specific-Replace	368.0	$ -	$ -	$ -	$ -	$ -	$ -	$ -
2405	T610001389	TEMP	RSV: Santa Fe 12" 720 San Felipe Casino Block Valve	FP-NMG Transm Specific-Replace	369.0	$ -	$ -	$ -	$ -	$ -	$ -	$ -
2406	T660001390	PRE-09992	RSV: Santa Fe North BV # 1	FP-NMG Transm Specific-Replace	367.1	$ -	$ -	$ -	$ -	$ -	$ -	$ -
2407	T660001390	PRE-09992	RSV: Santa Fe North BV # 1	FP-NMG Transm Specific-Replace	368.0	$ -	$ -	$ -	$ -	$ -	$ -	$ -
2408	T660001390	PRE-09992	RSV: Santa Fe North BV # 1	FP-NMG Transm Specific-Replace	369.0	$ -	$ -	$ -	$ -	$ -	$ -	$ -
2409	T680001397	TEMP	RSV: DOE ML I 550 - Lybrook BV 2 MP 12.56	FP-NMG Transm Specific-Replace	367.1	$ -	$ -	$ -	$ -	$ -	$ -	$ -
2410	T680001397	TEMP	RSV: DOE ML I 550 - Lybrook BV 2 MP 12.56	FP-NMG Transm Specific-Replace	368.0	$ -	$ -	$ -	$ -	$ -	$ -	$ -
2411	T680001397	TEMP	RSV: DOE ML I 550 - Lybrook BV 2 MP 12.56	FP-NMG Transm Specific-Replace	369.0	$ -	$ -	$ -	$ -	$ -	$ -	$ -

NEW MEXICO GAS COMPANY, INC.

Plant Gross Activity
Base Period - 12 Months Ending March 31, 2023
Future Test Year - 12 Months Ending September 30, 2025

	A	B	C	D	E	AB	AC	AD	AE	AF	AG	AH	AI
3	Investment Number	FP Number	Investment Name	FP Type	FERC Account	2/28/2025	3/31/2025	4/30/2025	5/31/2025	6/30/2025	7/31/2025	8/31/2025	9/30/2025
2356	T610001371	TEMP	RSV: Alameda ML 22-28 Alameda Border Station (16 and 16in Receiver)	FP-NMG Transm Specific-Replace	368.0	$ -	$ -	$ -	$ -	$ -	$ -	$ -	$ -
2357	T610001371	TEMP	RSV: Alameda ML 22-28 Alameda Border Station (16 and 16in Receiver)	FP-NMG Transm Specific-Replace	369.0	$ -	$ -	$ -	$ -	$ -	$ -	$ -	$ -
2358	T610001372	TEMP	RSV: Northeast VHP 10" - Tennyson 10in Receiver	FP-NMG Transm Specific-Replace	367.1	$ -	$ -	$ -	$ -	$ -	$ -	$ -	$ -
2359	T610001372	TEMP	RSV: Northeast VHP 10" - Tennyson 10in Receiver	FP-NMG Transm Specific-Replace	368.0	$ -	$ -	$ -	$ -	$ -	$ -	$ -	$ -
2360	T610001372	TEMP	RSV: Northeast VHP 10" - Tennyson 10in Receiver	FP-NMG Transm Specific-Replace	369.0	$ -	$ -	$ -	$ -	$ -	$ -	$ -	$ -
2361	T624001373	PRE-09791	RSV: Amax ML -10in Midway Block Valve	FP-NMG Transm Specific-Replace	367.1	$ -	$ -	$ -	$ -	$ -	$ -	$ -	$ -
2362	T624001373	PRE-09791	RSV: Amax ML -10in Midway Block Valve	FP-NMG Transm Specific-Replace	368.0	$ -	$ -	$ -	$ -	$ -	$ -	$ -	$ -
2363	T624001373	PRE-09791	RSV: Amax ML -10in Midway Block Valve	FP-NMG Transm Specific-Replace	369.0	$ -	$ -	$ -	$ -	$ -	$ -	$ -	$ -
2364	T624001374	PRE-09802	RSV - Amax ML - 8 and 6 BV (Take-Off to Lea Co. Comp Sta.)	FP-NMG Transm Specific-Replace	367.1	$ -	$ -	$ -	$ -	$ -	$ -	$ -	$ -
2365	T624001374	PRE-09802	RSV - Amax ML - 8 and 6 BV (Take-Off to Lea Co. Comp Sta.)	FP-NMG Transm Specific-Replace	368.0	$ -	$ -	$ -	$ -	$ -	$ -	$ -	$ -
2366	T624001374	PRE-09802	RSV - Amax ML - 8 and 6 BV (Take-Off to Lea Co. Comp Sta.)	FP-NMG Transm Specific-Replace	369.0	$ -	$ -	$ -	$ -	$ -	$ -	$ -	$ -
2367	T624001375	TEMP	RSV: Amax ML - Tie In Amax/Potash Take Off Setting 8 & 10	FP-NMG Transm Specific-Replace	367.1	$ -	$ -	$ -	$ -	$ -	$ -	$ -	$ -
2368	T624001375	TEMP	RSV: Amax ML - Tie In Amax/Potash Take Off Setting 8 & 10	FP-NMG Transm Specific-Replace	368.0	$ -	$ -	$ -	$ -	$ -	$ -	$ -	$ -
2369	T624001375	TEMP	RSV: Amax ML - Tie In Amax/Potash Take Off Setting 8 & 10	FP-NMG Transm Specific-Replace	369.0	$ -	$ -	$ -	$ -	$ -	$ -	$ -	$ -
2370	T624001376	PRE-09928	RSV - Amax ML - 10in Junction Potash ML (really 6in AMAX & 10in Lea Co)	FP-NMG Transm Specific-Replace	367.1	$ -	$ -	$ -	$ -	$ -	$ -	$ -	$ -
2371	T624001376	PRE-09928	RSV - Amax ML - 10in Junction Potash ML (really 6in AMAX & 10in Lea Co)	FP-NMG Transm Specific-Replace	368.0	$ -	$ -	$ -	$ -	$ -	$ -	$ -	$ -
2372	T624001376	PRE-09928	RSV - Amax ML - 10in Junction Potash ML (really 6in AMAX & 10in Lea Co)	FP-NMG Transm Specific-Replace	369.0	$ -	$ -	$ -	$ -	$ -	$ -	$ -	$ -
2373	T624001377	PRE-09785	RSV: Amax ML - Phase II	FP-NMG Transm Specific-Replace	367.1	$ -	$ -	$ -	$ -	$ -	$ -	$ -	$ -
2374	T624001377	PRE-09785	RSV: Amax ML - Phase II	FP-NMG Transm Specific-Replace	368.0	$ -	$ -	$ -	$ -	$ -	$ -	$ -	$ -
2375	T624001377	PRE-09785	RSV: Amax ML - Phase II	FP-NMG Transm Specific-Replace	369.0	$ -	$ -	$ -	$ -	$ -	$ -	$ -	$ -
2376	T624001378	TEMP	South End Potash Ground Bed	FP-NMG Transm Cathodic Protectior	367.4	$ -	$ -	$ -	$ -	$ -	$ -	$ -	$ -
2377	T610001379	TEMP	fake San Felipe Casino BV	FP-NMG Transm Specific-Replace	367.1	$ -	$ -	$ -	$ -	$ -	$ -	$ -	$ -
2378	T610001379	TEMP	fake San Felipe Casino BV	FP-NMG Transm Specific-Replace	368.0	$ -	$ -	$ -	$ -	$ -	$ -	$ -	$ -
2379	T610001379	TEMP	fake San Felipe Casino BV	FP-NMG Transm Specific-Replace	369.0	$ -	$ -	$ -	$ -	$ -	$ -	$ -	$ -
2380	T610001381	PRE-09716	statewide transmission RTU replace	FP-NMG Transm Stations-Replace	368.0	$ -	$ -	$ -	$ -	$ -	$ -	$ -	$ -
2381	T610001381	PRE-09716	statewide transmission RTU replace	FP-NMG Transm Stations-Replace	369.0	$ -	$ -	$ -	$ -	$ -	$ -	$ -	$ -
2382	T624001382	PRE-09717	Erosion Mitigation Roswell ML MP 7.56 lower and Replace	FP-NMG Transm Specific-Replace	367.1	$ -	$ -	$ -	$ -	$ -	$ -	$ -	$ -
2383	T624001382	PRE-09717	Erosion Mitigation Roswell ML MP 7.56 lower and Replace	FP-NMG Transm Specific-Replace	368.0	$ -	$ -	$ -	$ -	$ -	$ -	$ -	$ -
2384	T624001382	PRE-09717	Erosion Mitigation Roswell ML MP 7.56 lower and Replace	FP-NMG Transm Specific-Replace	369.0	$ -	$ -	$ -	$ -	$ -	$ -	$ -	$ -
2385	T624001383	PRE-09915	RSV: Roswell ML South Side of Pecos River	FP-NMG Transm Specific-Replace	367.1	$ -	$ -	$ -	$ -	$ -	$ -	$ -	$ -
2386	T624001383	PRE-09915	RSV: Roswell ML South Side of Pecos River	FP-NMG Transm Specific-Replace	368.0	$ -	$ -	$ -	$ -	$ -	$ -	$ -	$ -
2387	T624001383	PRE-09915	RSV: Roswell ML South Side of Pecos River	FP-NMG Transm Specific-Replace	369.0	$ -	$ -	$ -	$ -	$ -	$ -	$ -	$ -
2388	T624001384	TEMP	RSV - Carlsbad ML Angel Ranch BV MP 16.5	FP-NMG Transm Specific-Replace	367.1	$ -	$ -	$ -	$ -	$ -	$ -	$ -	$ -
2389	T624001384	TEMP	RSV - Carlsbad ML Angel Ranch BV MP 16.5	FP-NMG Transm Specific-Replace	368.0	$ -	$ -	$ -	$ -	$ -	$ -	$ -	$ -
2390	T624001384	TEMP	RSV - Carlsbad ML Angel Ranch BV MP 16.5	FP-NMG Transm Specific-Replace	369.0	$ -	$ -	$ -	$ -	$ -	$ -	$ -	$ -
2391	T624001385	TEMP	RSV: Carlsbad ML Red Lake Take Off MP 0	FP-NMG Transm Specific-Replace	367.1	$ -	$ -	$ -	$ -	$ -	$ -	$ -	$ -
2392	T624001385	TEMP	RSV: Carlsbad ML Red Lake Take Off MP 0	FP-NMG Transm Specific-Replace	368.0	$ -	$ -	$ -	$ -	$ -	$ -	$ -	$ -
2393	T624001385	TEMP	RSV: Carlsbad ML Red Lake Take Off MP 0	FP-NMG Transm Specific-Replace	369.0	$ -	$ -	$ -	$ -	$ -	$ -	$ -	$ -
2394	T624001386	TEMP	RSV: Lovington ML - Lovington Block Valve	FP-NMG Transm Specific-Replace	367.1	$ -	$ -	$ -	$ -	$ -	$ -	$ -	$ -
2395	T624001386	TEMP	RSV: Lovington ML - Lovington Block Valve	FP-NMG Transm Specific-Replace	368.0	$ -	$ -	$ -	$ -	$ -	$ -	$ -	$ -
2396	T624001386	TEMP	RSV: Lovington ML - Lovington Block Valve	FP-NMG Transm Specific-Replace	369.0	$ -	$ -	$ -	$ -	$ -	$ -	$ -	$ -
2397	T624001387	TEMP	RSV - Lovington 6in ML - Lovington South BS	FP-NMG Transm Specific-Replace	367.1	$ -	$ -	$ -	$ -	$ -	$ -	$ -	$ -
2398	T624001387	TEMP	RSV - Lovington 6in ML - Lovington South BS	FP-NMG Transm Specific-Replace	368.0	$ -	$ -	$ -	$ -	$ -	$ -	$ -	$ -
2399	T624001387	TEMP	RSV - Lovington 6in ML - Lovington South BS	FP-NMG Transm Specific-Replace	369.0	$ -	$ -	$ -	$ -	$ -	$ -	$ -	$ -
2400	T610001388	PRE-09916	RSV: Loves ML - Loves BS 6in Receiver	FP-NMG Transm Specific-Replace	367.1	$ -	$ -	$ -	$ -	$ -	$ -	$ -	$ -
2401	T610001388	PRE-09916	RSV: Loves ML - Loves BS 6in Receiver	FP-NMG Transm Specific-Replace	368.0	$ -	$ -	$ -	$ -	$ -	$ -	$ -	$ -
2402	T610001388	PRE-09916	RSV: Loves ML - Loves BS 6in Receiver	FP-NMG Transm Specific-Replace	369.0	$ -	$ -	$ -	$ -	$ -	$ -	$ -	$ -
2403	T610001389	TEMP	RSV: Santa Fe 12" 720 San Felipe Casino Block Valve	FP-NMG Transm Specific-Replace	367.1	$ -	$ -	$ -	$ -	$ -	$ -	$ -	$ -
2404	T610001389	TEMP	RSV: Santa Fe 12" 720 San Felipe Casino Block Valve	FP-NMG Transm Specific-Replace	368.0	$ -	$ -	$ -	$ -	$ -	$ -	$ -	$ -
2405	T610001389	TEMP	RSV: Santa Fe 12" 720 San Felipe Casino Block Valve	FP-NMG Transm Specific-Replace	369.0	$ -	$ -	$ -	$ -	$ -	$ -	$ -	$ -
2406	T660001390	PRE-09992	RSV: Santa Fe North BV # 1	FP-NMG Transm Specific-Replace	367.1	$ -	$ -	$ -	$ -	$ -	$ -	$ -	$ -
2407	T660001390	PRE-09992	RSV: Santa Fe North BV # 1	FP-NMG Transm Specific-Replace	368.0	$ -	$ -	$ -	$ -	$ -	$ -	$ -	$ -
2408	T660001390	PRE-09992	RSV: Santa Fe North BV # 1	FP-NMG Transm Specific-Replace	369.0	$ -	$ -	$ -	$ -	$ -	$ -	$ -	$ -
2409	T680001397	TEMP	RSV: DOE ML I 550 - Lybrook BV 2 MP 12.56	FP-NMG Transm Specific-Replace	367.1	$ -	$ -	$ -	$ -	$ -	$ -	$ -	$ -
2410	T680001397	TEMP	RSV: DOE ML I 550 - Lybrook BV 2 MP 12.56	FP-NMG Transm Specific-Replace	368.0	$ -	$ -	$ -	$ -	$ -	$ -	$ -	$ -
2411	T680001397	TEMP	RSV: DOE ML I 550 - Lybrook BV 2 MP 12.56	FP-NMG Transm Specific-Replace	369.0	$ -	$ -	$ -	$ -	$ -	$ -	$ -	$ -

NEW MEXICO GAS COMPANY, INC.

Plant Gross Activity
Base Period - 12 Months Ending March 31, 2023
Future Test Year - 12 Months Ending September 30, 2025

	A	B	C	D	E	F	G	H	I	J	K	L
3	Investment Number	FP Number	Investment Name	FP Type	FERC Account	4/30/2023	5/31/2023	6/30/2023	7/31/2023	8/31/2023	9/30/2023	10/31/2023
2412	T624001399	PRE-09996	RSV: Lea Co ML- 10 inch BV on Caprock	FP-NMG Transm Specific-Replace	367.1	$ -	$ -	$ -	$ -	$ -	$ -	$ -
2413	T624001399	PRE-09996	RSV: Lea Co ML- 10 inch BV on Caprock	FP-NMG Transm Specific-Replace	368.0	$ -	$ -	$ -	$ -	$ -	$ -	$ -
2414	T624001399	PRE-09996	RSV: Lea Co ML- 10 inch BV on Caprock	FP-NMG Transm Specific-Replace	369.0	$ -	$ -	$ -	$ -	$ -	$ -	$ -
2415	T624001400	PRE-09997	RSV: Lea Co ML - 7-inch Check Valve	FP-NMG Transm Specific-Replace	367.1	$ -	$ -	$ -	$ -	$ -	$ -	$ -
2416	T624001400	PRE-09997	RSV: Lea Co ML - 7-inch Check Valve	FP-NMG Transm Specific-Replace	368.0	$ -	$ -	$ -	$ -	$ -	$ -	$ -
2417	T624001400	PRE-09997	RSV: Lea Co ML - 7-inch Check Valve	FP-NMG Transm Specific-Replace	369.0	$ -	$ -	$ -	$ -	$ -	$ -	$ -
2418	T624001401	PRE-09994	RSV: Lea County ML - Lea County Compressor	FP-NMG Transm Specific-Replace	367.1	$ -	$ -	$ -	$ -	$ -	$ -	$ -
2419	T624001401	PRE-09994	RSV: Lea County ML - Lea County Compressor	FP-NMG Transm Specific-Replace	368.0	$ -	$ -	$ -	$ -	$ -	$ -	$ -
2420	T624001401	PRE-09994	RSV: Lea County ML - Lea County Compressor	FP-NMG Transm Specific-Replace	369.0	$ -	$ -	$ -	$ -	$ -	$ -	$ -
2421	T624001402	TEMP	RSV: Monument ML - EPNG Monument BV Setting	FP-NMG Transm Specific-Replace	367.1	$ -	$ -	$ -	$ -	$ -	$ -	$ -
2422	T624001402	TEMP	RSV: Monument ML - EPNG Monument BV Setting	FP-NMG Transm Specific-Replace	368.0	$ -	$ -	$ -	$ -	$ -	$ -	$ -
2423	T624001402	TEMP	RSV: Monument ML - EPNG Monument BV Setting	FP-NMG Transm Specific-Replace	369.0	$ -	$ -	$ -	$ -	$ -	$ -	$ -
2424	T680001403	TEMP	RSV: Grants/Gallup ML - Continental Divide BV 9	FP-NMG Transm Specific-Replace	367.1	$ -	$ -	$ -	$ -	$ -	$ -	$ -
2425	T680001403	TEMP	RSV: Grants/Gallup ML - Continental Divide BV 9	FP-NMG Transm Specific-Replace	368.0	$ -	$ -	$ -	$ -	$ -	$ -	$ -
2426	T680001403	TEMP	RSV: Grants/Gallup ML - Continental Divide BV 9	FP-NMG Transm Specific-Replace	369.0	$ -	$ -	$ -	$ -	$ -	$ -	$ -
2427	T680001404	TEMP	RSV: Gallup/Grant ML - Fort Wingate BV 10	FP-NMG Transm Specific-Replace	367.1	$ -	$ -	$ -	$ -	$ -	$ -	$ -
2428	T680001404	TEMP	RSV: Gallup/Grant ML - Fort Wingate BV 10	FP-NMG Transm Specific-Replace	368.0	$ -	$ -	$ -	$ -	$ -	$ -	$ -
2429	T680001404	TEMP	RSV: Gallup/Grant ML - Fort Wingate BV 10	FP-NMG Transm Specific-Replace	369.0	$ -	$ -	$ -	$ -	$ -	$ -	$ -
2430	T626001405	PRE-10018	Martin Line BS Rebuild	FP-NMG Transm Stations-Replace	368.0	$ -	$ -	$ -	$ -	$ -	$ -	$ -
2431	T626001405	PRE-10018	Martin Line BS Rebuild	FP-NMG Transm Stations-Replace	369.0	$ -	$ -	$ -	$ -	$ -	$ -	$ -
2432	T610001406	PRE-09777	Mesa Del Sol 10in Make Piggable	FP-NMG Transm Specific-Replace	367.1	$ -	$ 2,906	$ -	$ -	$ -	$ -	$ -
2433	T610001406	PRE-09777	Mesa Del Sol 10in Make Piggable	FP-NMG Transm Specific-Replace	368.0	$ -	$ 415	$ -	$ -	$ -	$ -	$ -
2434	T610001406	PRE-09777	Mesa Del Sol 10in Make Piggable	FP-NMG Transm Specific-Replace	369.0	$ -	$ 830	$ -	$ -	$ -	$ -	$ -
2435	T624001408	TEMP	Knowles HP Reg	FP-NMG Transm Stations-Replace	368.0	$ -	$ -	$ -	$ -	$ -	$ -	$ -
2436	T624001408	TEMP	Knowles HP Reg	FP-NMG Transm Stations-Replace	369.0	$ -	$ -	$ -	$ -	$ -	$ -	$ -
2437	T680001409	PRE-10019	Material Verification Cutouts - ABQ LP Brown's Ranch to Huerfano	FP-NMG Transm Specific-Replace	367.1	$ -	$ -	$ -	$ -	$ -	$ -	$ -
2438	T680001409	PRE-10019	Material Verification Cutouts - ABQ LP Brown's Ranch to Huerfano	FP-NMG Transm Specific-Replace	368.0	$ -	$ -	$ -	$ -	$ -	$ -	$ -
2439	T680001409	PRE-10019	Material Verification Cutouts - ABQ LP Brown's Ranch to Huerfano	FP-NMG Transm Specific-Replace	369.0	$ -	$ -	$ -	$ -	$ -	$ -	$ -
2440	T624001410	TEMP	Humble City Reg station rebuild	FP-NMG Transm Stations-New	369.0	$ -	$ -	$ -	$ -	$ -	$ -	$ -
2441	T680001411	PRE-10002	Escalante Power Plant Replace Meter and Regulators	FP-NMG Transm Stations-Replace	368.0	$ -	$ -	$ -	$ -	$ -	$ -	$ -
2442	T680001411	PRE-10002	Escalante Power Plant Replace Meter and Regulators	FP-NMG Transm Stations-Replace	369.0	$ -	$ -	$ -	$ -	$ -	$ -	$ -
2443	T621001412	PRE-09956	ILI Cutouts: Alamogordo ML - Alamo A Line to BV 1.5	FP-NMG Transm Specific-Replace	367.1	$ -	$ -	$ -	$ -	$ -	$ -	$ -
2444	T621001412	PRE-09956	ILI Cutouts: Alamogordo ML - Alamo A Line to BV 1.5	FP-NMG Transm Specific-Replace	368.0	$ -	$ -	$ -	$ -	$ -	$ -	$ -
2445	T621001412	PRE-09956	ILI Cutouts: Alamogordo ML - Alamo A Line to BV 1.5	FP-NMG Transm Specific-Replace	369.0	$ -	$ -	$ -	$ -	$ -	$ -	$ -
2446	T624001413	PRE-09958	ILI Cutouts: Amax 10-inch ML	FP-NMG Transm Specific-Replace	367.1	$ -	$ -	$ -	$ -	$ -	$ -	$ -
2447	T624001413	PRE-09958	ILI Cutouts: Amax 10-inch ML	FP-NMG Transm Specific-Replace	368.0	$ -	$ -	$ -	$ -	$ -	$ -	$ -
2448	T624001413	PRE-09958	ILI Cutouts: Amax 10-inch ML	FP-NMG Transm Specific-Replace	369.0	$ -	$ -	$ -	$ -	$ -	$ -	$ -
2449	T624001414	PRE-09960	ILI Cutouts: Amax 6-inch ML	FP-NMG Transm Specific-Replace	367.1	$ -	$ -	$ -	$ -	$ -	$ -	$ -
2450	T624001414	PRE-09960	ILI Cutouts: Amax 6-inch ML	FP-NMG Transm Specific-Replace	368.0	$ -	$ -	$ -	$ -	$ -	$ -	$ -
2451	T624001414	PRE-09960	ILI Cutouts: Amax 6-inch ML	FP-NMG Transm Specific-Replace	369.0	$ -	$ -	$ -	$ -	$ -	$ -	$ -
2452	T680001415	TEMP	Seama Purchase Replace Regulators	FP-NMG Transm Stations-Replace	368.0	$ -	$ -	$ -	$ -	$ -	$ -	$ -
2453	T680001415	TEMP	Seama Purchase Replace Regulators	FP-NMG Transm Stations-Replace	369.0	$ -	$ -	$ -	$ -	$ -	$ -	$ -
2454	T624001416	PRE-09962	ILI Cutouts: Amax 8-inch ML	FP-NMG Transm Specific-Replace	367.1	$ -	$ -	$ -	$ -	$ -	$ -	$ -
2455	T624001416	PRE-09962	ILI Cutouts: Amax 8-inch ML	FP-NMG Transm Specific-Replace	368.0	$ -	$ -	$ -	$ -	$ -	$ -	$ -
2456	T624001416	PRE-09962	ILI Cutouts: Amax 8-inch ML	FP-NMG Transm Specific-Replace	369.0	$ -	$ -	$ -	$ -	$ -	$ -	$ -
2457	T624001417	TEMP	ILI Cutouts: Lovington 8-inch ML	FP-NMG Transm Specific-Replace	367.1	$ -	$ -	$ -	$ -	$ -	$ -	$ -
2458	T624001417	TEMP	ILI Cutouts: Lovington 8-inch ML	FP-NMG Transm Specific-Replace	368.0	$ -	$ -	$ -	$ -	$ -	$ -	$ -
2459	T624001417	TEMP	ILI Cutouts: Lovington 8-inch ML	FP-NMG Transm Specific-Replace	369.0	$ -	$ -	$ -	$ -	$ -	$ -	$ -
2460	T624001418	PRE-10010	ILI Cutouts: Roswell 10-inch ML	FP-NMG Transm Specific-Replace	367.1	$ -	$ -	$ -	$ -	$ -	$ -	$ -
2461	T624001418	PRE-10010	ILI Cutouts: Roswell 10-inch ML	FP-NMG Transm Specific-Replace	368.0	$ -	$ -	$ -	$ -	$ -	$ -	$ -
2462	T624001418	PRE-10010	ILI Cutouts: Roswell 10-inch ML	FP-NMG Transm Specific-Replace	369.0	$ -	$ -	$ -	$ -	$ -	$ -	$ -
2463	T660001419	PRE-09963	ILI Cutouts: Taos ML - Ottowi to Velarde	FP-NMG Transm Specific-Replace	367.1	$ -	$ -	$ -	$ -	$ -	$ -	$ -
2464	T660001419	PRE-09963	ILI Cutouts: Taos ML - Ottowi to Velarde	FP-NMG Transm Specific-Replace	368.0	$ -	$ -	$ -	$ -	$ -	$ -	$ -
2465	T660001419	PRE-09963	ILI Cutouts: Taos ML - Ottowi to Velarde	FP-NMG Transm Specific-Replace	369.0	$ -	$ -	$ -	$ -	$ -	$ -	$ -
2466	T660001420	PRE-10129	Replace isolation valves at White Rock Border Station	FP-NMG Transm Stations-Replace	368.0	$ -	$ -	$ -	$ -	$ -	$ -	$ -
2467	T660001420	PRE-10129	Replace isolation valves at White Rock Border Station	FP-NMG Transm Stations-Replace	369.0	$ -	$ -	$ -	$ -	$ -	$ -	$ -

NEW MEXICO GAS COMPANY, INC.

Plant Gross Activity
Base Period - 12 Months Ending March 31, 2023
Future Test Year - 12 Months Ending September 30, 2025

	A	B	C	D	E	M	N	O	P	Q	R	S	T
3	Investment Number	FP Number	Investment Name	FP Type	FERC Account	11/30/2023	12/31/2023	1/31/2024	2/29/2024	3/31/2024	4/30/2024	5/31/2024	6/30/2024
2412	T624001399	PRE-09996	RSV: Lea Co ML- 10 inch BV on Caprock	FP-NMG Transm Specific-Replace	367.1	$ -	$ -	$ -	$ -	$ -	$ -	$ -	$ -
2413	T624001399	PRE-09996	RSV: Lea Co ML- 10 inch BV on Caprock	FP-NMG Transm Specific-Replace	368.0	$ -	$ -	$ -	$ -	$ -	$ -	$ -	$ -
2414	T624001399	PRE-09996	RSV: Lea Co ML- 10 inch BV on Caprock	FP-NMG Transm Specific-Replace	369.0	$ -	$ -	$ -	$ -	$ -	$ -	$ -	$ -
2415	T624001400	PRE-09997	RSV: Lea Co ML - 7-inch Check Valve	FP-NMG Transm Specific-Replace	367.1	$ -	$ -	$ -	$ -	$ -	$ -	$ -	$ -
2416	T624001400	PRE-09997	RSV: Lea Co ML - 7-inch Check Valve	FP-NMG Transm Specific-Replace	368.0	$ -	$ -	$ -	$ -	$ -	$ -	$ -	$ -
2417	T624001400	PRE-09997	RSV: Lea Co ML - 7-inch Check Valve	FP-NMG Transm Specific-Replace	369.0	$ -	$ -	$ -	$ -	$ -	$ -	$ -	$ -
2418	T624001401	PRE-09994	RSV: Lea County ML - Lea County Compressor	FP-NMG Transm Specific-Replace	367.1	$ -	$ -	$ -	$ -	$ -	$ -	$ -	$ -
2419	T624001401	PRE-09994	RSV: Lea County ML - Lea County Compressor	FP-NMG Transm Specific-Replace	368.0	$ -	$ -	$ -	$ -	$ -	$ -	$ -	$ -
2420	T624001401	PRE-09994	RSV: Lea County ML - Lea County Compressor	FP-NMG Transm Specific-Replace	369.0	$ -	$ -	$ -	$ -	$ -	$ -	$ -	$ -
2421	T624001402	TEMP	RSV: Monument ML - EPNG Monument BV Setting	FP-NMG Transm Specific-Replace	367.1	$ -	$ -	$ -	$ -	$ -	$ -	$ -	$ -
2422	T624001402	TEMP	RSV: Monument ML - EPNG Monument BV Setting	FP-NMG Transm Specific-Replace	368.0	$ -	$ -	$ -	$ -	$ -	$ -	$ -	$ -
2423	T624001402	TEMP	RSV: Monument ML - EPNG Monument BV Setting	FP-NMG Transm Specific-Replace	369.0	$ -	$ -	$ -	$ -	$ -	$ -	$ -	$ -
2424	T680001403	TEMP	RSV: Grants/Gallup ML - Continental Divide BV 9	FP-NMG Transm Specific-Replace	367.1	$ -	$ -	$ -	$ -	$ -	$ -	$ -	$ -
2425	T680001403	TEMP	RSV: Grants/Gallup ML - Continental Divide BV 9	FP-NMG Transm Specific-Replace	368.0	$ -	$ -	$ -	$ -	$ -	$ -	$ -	$ -
2426	T680001403	TEMP	RSV: Grants/Gallup ML - Continental Divide BV 9	FP-NMG Transm Specific-Replace	369.0	$ -	$ -	$ -	$ -	$ -	$ -	$ -	$ -
2427	T680001404	TEMP	RSV: Gallup/Grant ML - Fort Wingate BV 10	FP-NMG Transm Specific-Replace	367.1	$ -	$ -	$ -	$ -	$ -	$ -	$ -	$ -
2428	T680001404	TEMP	RSV: Gallup/Grant ML - Fort Wingate BV 10	FP-NMG Transm Specific-Replace	368.0	$ -	$ -	$ -	$ -	$ -	$ -	$ -	$ -
2429	T680001404	TEMP	RSV: Gallup/Grant ML - Fort Wingate BV 10	FP-NMG Transm Specific-Replace	369.0	$ -	$ -	$ -	$ -	$ -	$ -	$ -	$ -
2430	T626001405	PRE-10018	Martin Line BS Rebuild	FP-NMG Transm Stations-Replace	368.0	$ -	$ -	$ -	$ -	$ -	$ -	$ -	$ -
2431	T626001405	PRE-10018	Martin Line BS Rebuild	FP-NMG Transm Stations-Replace	369.0	$ -	$ -	$ -	$ -	$ -	$ -	$ -	$ -
2432	T610001406	PRE-09777	Mesa Del Sol 10in Make Piggable	FP-NMG Transm Specific-Replace	367.1	$ -	$ -	$ -	$ -	$ -	$ -	$ -	$ -
2433	T610001406	PRE-09777	Mesa Del Sol 10in Make Piggable	FP-NMG Transm Specific-Replace	368.0	$ -	$ -	$ -	$ -	$ -	$ -	$ -	$ -
2434	T610001406	PRE-09777	Mesa Del Sol 10in Make Piggable	FP-NMG Transm Specific-Replace	369.0	$ -	$ -	$ -	$ -	$ -	$ -	$ -	$ -
2435	T624001408	TEMP	Knowles HP Reg	FP-NMG Transm Stations-Replace	368.0	$ -	$ -	$ -	$ -	$ -	$ -	$ -	$ -
2436	T624001408	TEMP	Knowles HP Reg	FP-NMG Transm Stations-Replace	369.0	$ -	$ -	$ -	$ -	$ -	$ -	$ -	$ -
2437	T680001409	PRE-10019	Material Verification Cutouts - ABQ LP Brown's Ranch to Huerfano	FP-NMG Transm Specific-Replace	367.1	$ -	$ -	$ -	$ -	$ -	$ -	$ -	$ -
2438	T680001409	PRE-10019	Material Verification Cutouts - ABQ LP Brown's Ranch to Huerfano	FP-NMG Transm Specific-Replace	368.0	$ -	$ -	$ -	$ -	$ -	$ -	$ -	$ -
2439	T680001409	PRE-10019	Material Verification Cutouts - ABQ LP Brown's Ranch to Huerfano	FP-NMG Transm Specific-Replace	369.0	$ -	$ -	$ -	$ -	$ -	$ -	$ -	$ -
2440	T624001410	TEMP	Humble City Reg station rebuild	FP-NMG Transm Stations-New	369.0	$ -	$ -	$ -	$ -	$ -	$ -	$ -	$ -
2441	T680001411	PRE-10002	Escalante Power Plant Replace Meter and Regulators	FP-NMG Transm Stations-Replace	368.0	$ -	$ -	$ -	$ -	$ -	$ -	$ -	$ -
2442	T680001411	PRE-10002	Escalante Power Plant Replace Meter and Regulators	FP-NMG Transm Stations-Replace	369.0	$ -	$ -	$ -	$ -	$ -	$ -	$ -	$ -
2443	T621001412	PRE-09956	ILI Cutouts: Alamogordo ML - Alamo A Line to BV 1.5	FP-NMG Transm Specific-Replace	367.1	$ -	$ -	$ -	$ -	$ -	$ -	$ -	$ -
2444	T621001412	PRE-09956	ILI Cutouts: Alamogordo ML - Alamo A Line to BV 1.5	FP-NMG Transm Specific-Replace	368.0	$ -	$ -	$ -	$ -	$ -	$ -	$ -	$ -
2445	T621001412	PRE-09956	ILI Cutouts: Alamogordo ML - Alamo A Line to BV 1.5	FP-NMG Transm Specific-Replace	369.0	$ -	$ -	$ -	$ -	$ -	$ -	$ -	$ -
2446	T624001413	PRE-09958	ILI Cutouts: Amax 10-inch ML	FP-NMG Transm Specific-Replace	367.1	$ -	$ -	$ -	$ -	$ -	$ -	$ -	$ -
2447	T624001413	PRE-09958	ILI Cutouts: Amax 10-inch ML	FP-NMG Transm Specific-Replace	368.0	$ -	$ -	$ -	$ -	$ -	$ -	$ -	$ -
2448	T624001413	PRE-09958	ILI Cutouts: Amax 10-inch ML	FP-NMG Transm Specific-Replace	369.0	$ -	$ -	$ -	$ -	$ -	$ -	$ -	$ -
2449	T624001414	PRE-09960	ILI Cutouts: Amax 6-inch ML	FP-NMG Transm Specific-Replace	367.1	$ -	$ -	$ -	$ -	$ -	$ -	$ -	$ -
2450	T624001414	PRE-09960	ILI Cutouts: Amax 6-inch ML	FP-NMG Transm Specific-Replace	368.0	$ -	$ -	$ -	$ -	$ -	$ -	$ -	$ -
2451	T624001414	PRE-09960	ILI Cutouts: Amax 6-inch ML	FP-NMG Transm Specific-Replace	369.0	$ -	$ -	$ -	$ -	$ -	$ -	$ -	$ -
2452	T680001415	TEMP	Seama Purchase Replace Regulators	FP-NMG Transm Stations-Replace	368.0	$ -	$ -	$ -	$ -	$ -	$ -	$ -	$ -
2453	T680001415	TEMP	Seama Purchase Replace Regulators	FP-NMG Transm Stations-Replace	369.0	$ -	$ -	$ -	$ -	$ -	$ -	$ -	$ -
2454	T624001416	PRE-09962	ILI Cutouts: Amax 8-inch ML	FP-NMG Transm Specific-Replace	367.1	$ -	$ -	$ -	$ -	$ -	$ -	$ -	$ -
2455	T624001416	PRE-09962	ILI Cutouts: Amax 8-inch ML	FP-NMG Transm Specific-Replace	368.0	$ -	$ -	$ -	$ -	$ -	$ -	$ -	$ -
2456	T624001416	PRE-09962	ILI Cutouts: Amax 8-inch ML	FP-NMG Transm Specific-Replace	369.0	$ -	$ -	$ -	$ -	$ -	$ -	$ -	$ -
2457	T624001417	TEMP	ILI Cutouts: Lovington 8-inch ML	FP-NMG Transm Specific-Replace	367.1	$ -	$ -	$ -	$ -	$ -	$ -	$ -	$ -
2458	T624001417	TEMP	ILI Cutouts: Lovington 8-inch ML	FP-NMG Transm Specific-Replace	368.0	$ -	$ -	$ -	$ -	$ -	$ -	$ -	$ -
2459	T624001417	TEMP	ILI Cutouts: Lovington 8-inch ML	FP-NMG Transm Specific-Replace	369.0	$ -	$ -	$ -	$ -	$ -	$ -	$ -	$ -
2460	T624001418	PRE-10010	ILI Cutouts: Roswell 10-inch ML	FP-NMG Transm Specific-Replace	367.1	$ -	$ -	$ -	$ -	$ -	$ -	$ -	$ -
2461	T624001418	PRE-10010	ILI Cutouts: Roswell 10-inch ML	FP-NMG Transm Specific-Replace	368.0	$ -	$ -	$ -	$ -	$ -	$ -	$ -	$ -
2462	T624001418	PRE-10010	ILI Cutouts: Roswell 10-inch ML	FP-NMG Transm Specific-Replace	369.0	$ -	$ -	$ -	$ -	$ -	$ -	$ -	$ -
2463	T660001419	PRE-09963	ILI Cutouts: Taos ML - Ottowi to Velarde	FP-NMG Transm Specific-Replace	367.1	$ -	$ -	$ -	$ -	$ -	$ -	$ -	$ -
2464	T660001419	PRE-09963	ILI Cutouts: Taos ML - Ottowi to Velarde	FP-NMG Transm Specific-Replace	368.0	$ -	$ -	$ -	$ -	$ -	$ -	$ -	$ -
2465	T660001419	PRE-09963	ILI Cutouts: Taos ML - Ottowi to Velarde	FP-NMG Transm Specific-Replace	369.0	$ -	$ -	$ -	$ -	$ -	$ -	$ -	$ -
2466	T660001420	PRE-10129	Replace isolation valves at White Rock Border Station	FP-NMG Transm Stations-Replace	368.0	$ -	$ -	$ -	$ -	$ -	$ -	$ -	$ -
2467	T660001420	PRE-10129	Replace isolation valves at White Rock Border Station	FP-NMG Transm Stations-Replace	369.0	$ -	$ -	$ -	$ -	$ -	$ -	$ -	$ -

NEW MEXICO GAS COMPANY, INC.

Plant Gross Activity
Base Period - 12 Months Ending March 31, 2023
Future Test Year - 12 Months Ending September 30, 2025

	A	B	C	D	E	U	V	W	X	Y	Z	AA
3	Investment Number	FP Number	Investment Name	FP Type	FERC Account	7/31/2024	8/31/2024	9/30/2024	10/31/2024	11/30/2024	12/31/2024	1/31/2025
2412	T624001399	PRE-09996	RSV: Lea Co ML- 10 inch BV on Caprock	FP-NMG Transm Specific-Replace	367.1	$ -	$ -	$ -	$ -	$ -	$ -	$ -
2413	T624001399	PRE-09996	RSV: Lea Co ML- 10 inch BV on Caprock	FP-NMG Transm Specific-Replace	368.0	$ -	$ -	$ -	$ -	$ -	$ -	$ -
2414	T624001399	PRE-09996	RSV: Lea Co ML- 10 inch BV on Caprock	FP-NMG Transm Specific-Replace	369.0	$ -	$ -	$ -	$ -	$ -	$ -	$ -
2415	T624001400	PRE-09997	RSV: Lea Co ML - 7-inch Check Valve	FP-NMG Transm Specific-Replace	367.1	$ -	$ -	$ -	$ -	$ -	$ -	$ -
2416	T624001400	PRE-09997	RSV: Lea Co ML - 7-inch Check Valve	FP-NMG Transm Specific-Replace	368.0	$ -	$ -	$ -	$ -	$ -	$ -	$ -
2417	T624001400	PRE-09997	RSV: Lea Co ML - 7-inch Check Valve	FP-NMG Transm Specific-Replace	369.0	$ -	$ -	$ -	$ -	$ -	$ -	$ -
2418	T624001401	PRE-09994	RSV: Lea County ML - Lea County Compressor	FP-NMG Transm Specific-Replace	367.1	$ -	$ -	$ -	$ -	$ -	$ -	$ -
2419	T624001401	PRE-09994	RSV: Lea County ML - Lea County Compressor	FP-NMG Transm Specific-Replace	368.0	$ -	$ -	$ -	$ -	$ -	$ -	$ -
2420	T624001401	PRE-09994	RSV: Lea County ML - Lea County Compressor	FP-NMG Transm Specific-Replace	369.0	$ -	$ -	$ -	$ -	$ -	$ -	$ -
2421	T624001402	TEMP	RSV: Monument ML - EPNG Monument BV Setting	FP-NMG Transm Specific-Replace	367.1	$ -	$ -	$ -	$ -	$ -	$ -	$ -
2422	T624001402	TEMP	RSV: Monument ML - EPNG Monument BV Setting	FP-NMG Transm Specific-Replace	368.0	$ -	$ -	$ -	$ -	$ -	$ -	$ -
2423	T624001402	TEMP	RSV: Monument ML - EPNG Monument BV Setting	FP-NMG Transm Specific-Replace	369.0	$ -	$ -	$ -	$ -	$ -	$ -	$ -
2424	T680001403	TEMP	RSV: Grants/Gallup ML - Continental Divide BV 9	FP-NMG Transm Specific-Replace	367.1	$ -	$ -	$ -	$ -	$ -	$ -	$ -
2425	T680001403	TEMP	RSV: Grants/Gallup ML - Continental Divide BV 9	FP-NMG Transm Specific-Replace	368.0	$ -	$ -	$ -	$ -	$ -	$ -	$ -
2426	T680001403	TEMP	RSV: Grants/Gallup ML - Continental Divide BV 9	FP-NMG Transm Specific-Replace	369.0	$ -	$ -	$ -	$ -	$ -	$ -	$ -
2427	T680001404	TEMP	RSV: Gallup/Grant ML - Fort Wingate BV 10	FP-NMG Transm Specific-Replace	367.1	$ -	$ -	$ -	$ -	$ -	$ -	$ -
2428	T680001404	TEMP	RSV: Gallup/Grant ML - Fort Wingate BV 10	FP-NMG Transm Specific-Replace	368.0	$ -	$ -	$ -	$ -	$ -	$ -	$ -
2429	T680001404	TEMP	RSV: Gallup/Grant ML - Fort Wingate BV 10	FP-NMG Transm Specific-Replace	369.0	$ -	$ -	$ -	$ -	$ -	$ -	$ -
2430	T626001405	PRE-10018	Martin Line BS Rebuild	FP-NMG Transm Stations-Replace	368.0	$ -	$ -	$ -	$ -	$ -	$ -	$ -
2431	T626001405	PRE-10018	Martin Line BS Rebuild	FP-NMG Transm Stations-Replace	369.0	$ -	$ -	$ -	$ -	$ -	$ -	$ -
2432	T610001406	PRE-09777	Mesa Del Sol 10in Make Piggable	FP-NMG Transm Specific-Replace	367.1	$ -	$ -	$ -	$ -	$ -	$ -	$ -
2433	T610001406	PRE-09777	Mesa Del Sol 10in Make Piggable	FP-NMG Transm Specific-Replace	368.0	$ -	$ -	$ -	$ -	$ -	$ -	$ -
2434	T610001406	PRE-09777	Mesa Del Sol 10in Make Piggable	FP-NMG Transm Specific-Replace	369.0	$ -	$ -	$ -	$ -	$ -	$ -	$ -
2435	T624001408	TEMP	Knowles HP Reg	FP-NMG Transm Stations-Replace	368.0	$ -	$ -	$ -	$ -	$ -	$ -	$ -
2436	T624001408	TEMP	Knowles HP Reg	FP-NMG Transm Stations-Replace	369.0	$ -	$ -	$ -	$ -	$ -	$ -	$ -
2437	T680001409	PRE-10019	Material Verification Cutouts - ABQ LP Brown's Ranch to Huerfano	FP-NMG Transm Specific-Replace	367.1	$ -	$ -	$ 394,538	$ -	$ -	$ -	$ -
2438	T680001409	PRE-10019	Material Verification Cutouts - ABQ LP Brown's Ranch to Huerfano	FP-NMG Transm Specific-Replace	368.0	$ -	$ -	$ 56,363	$ -	$ -	$ -	$ -
2439	T680001409	PRE-10019	Material Verification Cutouts - ABQ LP Brown's Ranch to Huerfano	FP-NMG Transm Specific-Replace	369.0	$ -	$ -	$ 112,725	$ -	$ -	$ -	$ -
2440	T624001410	TEMP	Humble City Reg station rebuild	FP-NMG Transm Stations-New	369.0	$ -	$ -	$ -	$ -	$ -	$ -	$ -
2441	T680001411	PRE-10002	Escalante Power Plant Replace Meter and Regulators	FP-NMG Transm Stations-Replace	368.0	$ -	$ -	$ -	$ -	$ -	$ -	$ -
2442	T680001411	PRE-10002	Escalante Power Plant Replace Meter and Regulators	FP-NMG Transm Stations-Replace	369.0	$ -	$ -	$ -	$ -	$ -	$ -	$ -
2443	T621001412	PRE-09956	ILI Cutouts: Alamogordo ML - Alamo A Line to BV 1.5	FP-NMG Transm Specific-Replace	367.1	$ -	$ -	$ -	$ -	$ -	$ -	$ -
2444	T621001412	PRE-09956	ILI Cutouts: Alamogordo ML - Alamo A Line to BV 1.5	FP-NMG Transm Specific-Replace	368.0	$ -	$ -	$ -	$ -	$ -	$ -	$ -
2445	T621001412	PRE-09956	ILI Cutouts: Alamogordo ML - Alamo A Line to BV 1.5	FP-NMG Transm Specific-Replace	369.0	$ -	$ -	$ -	$ -	$ -	$ -	$ -
2446	T624001413	PRE-09958	ILI Cutouts: Amax 10-inch ML	FP-NMG Transm Specific-Replace	367.1	$ -	$ -	$ -	$ -	$ -	$ -	$ -
2447	T624001413	PRE-09958	ILI Cutouts: Amax 10-inch ML	FP-NMG Transm Specific-Replace	368.0	$ -	$ -	$ -	$ -	$ -	$ -	$ -
2448	T624001413	PRE-09958	ILI Cutouts: Amax 10-inch ML	FP-NMG Transm Specific-Replace	369.0	$ -	$ -	$ -	$ -	$ -	$ -	$ -
2449	T624001414	PRE-09960	ILI Cutouts: Amax 6-inch ML	FP-NMG Transm Specific-Replace	367.1	$ -	$ -	$ -	$ -	$ -	$ -	$ -
2450	T624001414	PRE-09960	ILI Cutouts: Amax 6-inch ML	FP-NMG Transm Specific-Replace	368.0	$ -	$ -	$ -	$ -	$ -	$ -	$ -
2451	T624001414	PRE-09960	ILI Cutouts: Amax 6-inch ML	FP-NMG Transm Specific-Replace	369.0	$ -	$ -	$ -	$ -	$ -	$ -	$ -
2452	T680001415	TEMP	Seama Purchase Replace Regulators	FP-NMG Transm Stations-Replace	368.0	$ -	$ -	$ -	$ -	$ -	$ -	$ -
2453	T680001415	TEMP	Seama Purchase Replace Regulators	FP-NMG Transm Stations-Replace	369.0	$ -	$ -	$ -	$ -	$ -	$ -	$ -
2454	T624001416	PRE-09962	ILI Cutouts: Amax 8-inch ML	FP-NMG Transm Specific-Replace	367.1	$ -	$ -	$ -	$ -	$ -	$ -	$ -
2455	T624001416	PRE-09962	ILI Cutouts: Amax 8-inch ML	FP-NMG Transm Specific-Replace	368.0	$ -	$ -	$ -	$ -	$ -	$ -	$ -
2456	T624001416	PRE-09962	ILI Cutouts: Amax 8-inch ML	FP-NMG Transm Specific-Replace	369.0	$ -	$ -	$ -	$ -	$ -	$ -	$ -
2457	T624001417	TEMP	ILI Cutouts: Lovington 8-inch ML	FP-NMG Transm Specific-Replace	367.1	$ -	$ -	$ -	$ -	$ -	$ -	$ -
2458	T624001417	TEMP	ILI Cutouts: Lovington 8-inch ML	FP-NMG Transm Specific-Replace	368.0	$ -	$ -	$ -	$ -	$ -	$ -	$ -
2459	T624001417	TEMP	ILI Cutouts: Lovington 8-inch ML	FP-NMG Transm Specific-Replace	369.0	$ -	$ -	$ -	$ -	$ -	$ -	$ -
2460	T624001418	PRE-10010	ILI Cutouts: Roswell 10-inch ML	FP-NMG Transm Specific-Replace	367.1	$ -	$ -	$ -	$ -	$ -	$ -	$ -
2461	T624001418	PRE-10010	ILI Cutouts: Roswell 10-inch ML	FP-NMG Transm Specific-Replace	368.0	$ -	$ -	$ -	$ -	$ -	$ -	$ -
2462	T624001418	PRE-10010	ILI Cutouts: Roswell 10-inch ML	FP-NMG Transm Specific-Replace	369.0	$ -	$ -	$ -	$ -	$ -	$ -	$ -
2463	T660001419	PRE-09963	ILI Cutouts: Taos ML - Ottowi to Velarde	FP-NMG Transm Specific-Replace	367.1	$ -	$ -	$ -	$ -	$ -	$ -	$ -
2464	T660001419	PRE-09963	ILI Cutouts: Taos ML - Ottowi to Velarde	FP-NMG Transm Specific-Replace	368.0	$ -	$ -	$ -	$ -	$ -	$ -	$ -
2465	T660001419	PRE-09963	ILI Cutouts: Taos ML - Ottowi to Velarde	FP-NMG Transm Specific-Replace	369.0	$ -	$ -	$ -	$ -	$ -	$ -	$ -
2466	T660001420	PRE-10129	Replace isolation valves at White Rock Border Station	FP-NMG Transm Stations-Replace	368.0	$ -	$ -	$ -	$ -	$ -	$ -	$ -
2467	T660001420	PRE-10129	Replace isolation valves at White Rock Border Station	FP-NMG Transm Stations-Replace	369.0	$ -	$ -	$ -	$ -	$ -	$ -	$ -

NEW MEXICO GAS COMPANY, INC.

Plant Gross Activity
Base Period - 12 Months Ending March 31, 2023
Future Test Year - 12 Months Ending September 30, 2025

	A	B	C	D	E	AB	AC	AD	AE	AF	AG	AH	AI
3	Investment Number	FP Number	Investment Name	FP Type	FERC Account	2/28/2025	3/31/2025	4/30/2025	5/31/2025	6/30/2025	7/31/2025	8/31/2025	9/30/2025
2412	T624001399	PRE-09996	RSV: Lea Co ML- 10 inch BV on Caprock	FP-NMG Transm Specific-Replace	367.1	$ -	$ -	$ -	$ -	$ -	$ -	$ -	$ -
2413	T624001399	PRE-09996	RSV: Lea Co ML- 10 inch BV on Caprock	FP-NMG Transm Specific-Replace	368.0	$ -	$ -	$ -	$ -	$ -	$ -	$ -	$ -
2414	T624001399	PRE-09996	RSV: Lea Co ML- 10 inch BV on Caprock	FP-NMG Transm Specific-Replace	369.0	$ -	$ -	$ -	$ -	$ -	$ -	$ -	$ -
2415	T624001400	PRE-09997	RSV: Lea Co ML - 7-inch Check Valve	FP-NMG Transm Specific-Replace	367.1	$ -	$ -	$ -	$ -	$ -	$ -	$ -	$ -
2416	T624001400	PRE-09997	RSV: Lea Co ML - 7-inch Check Valve	FP-NMG Transm Specific-Replace	368.0	$ -	$ -	$ -	$ -	$ -	$ -	$ -	$ -
2417	T624001400	PRE-09997	RSV: Lea Co ML - 7-inch Check Valve	FP-NMG Transm Specific-Replace	369.0	$ -	$ -	$ -	$ -	$ -	$ -	$ -	$ -
2418	T624001401	PRE-09994	RSV: Lea County ML - Lea County Compressor	FP-NMG Transm Specific-Replace	367.1	$ -	$ -	$ -	$ -	$ -	$ -	$ -	$ -
2419	T624001401	PRE-09994	RSV: Lea County ML - Lea County Compressor	FP-NMG Transm Specific-Replace	368.0	$ -	$ -	$ -	$ -	$ -	$ -	$ -	$ -
2420	T624001401	PRE-09994	RSV: Lea County ML - Lea County Compressor	FP-NMG Transm Specific-Replace	369.0	$ -	$ -	$ -	$ -	$ -	$ -	$ -	$ -
2421	T624001402	TEMP	RSV: Monument ML - EPNG Monument BV Setting	FP-NMG Transm Specific-Replace	367.1	$ -	$ -	$ -	$ -	$ -	$ -	$ -	$ -
2422	T624001402	TEMP	RSV: Monument ML - EPNG Monument BV Setting	FP-NMG Transm Specific-Replace	368.0	$ -	$ -	$ -	$ -	$ -	$ -	$ -	$ -
2423	T624001402	TEMP	RSV: Monument ML - EPNG Monument BV Setting	FP-NMG Transm Specific-Replace	369.0	$ -	$ -	$ -	$ -	$ -	$ -	$ -	$ -
2424	T680001403	TEMP	RSV: Grants/Gallup ML - Continental Divide BV 9	FP-NMG Transm Specific-Replace	367.1	$ -	$ -	$ -	$ -	$ -	$ -	$ -	$ -
2425	T680001403	TEMP	RSV: Grants/Gallup ML - Continental Divide BV 9	FP-NMG Transm Specific-Replace	368.0	$ -	$ -	$ -	$ -	$ -	$ -	$ -	$ -
2426	T680001403	TEMP	RSV: Grants/Gallup ML - Continental Divide BV 9	FP-NMG Transm Specific-Replace	369.0	$ -	$ -	$ -	$ -	$ -	$ -	$ -	$ -
2427	T680001404	TEMP	RSV: Gallup/Grant ML - Fort Wingate BV 10	FP-NMG Transm Specific-Replace	367.1	$ -	$ -	$ -	$ -	$ -	$ -	$ -	$ -
2428	T680001404	TEMP	RSV: Gallup/Grant ML - Fort Wingate BV 10	FP-NMG Transm Specific-Replace	368.0	$ -	$ -	$ -	$ -	$ -	$ -	$ -	$ -
2429	T680001404	TEMP	RSV: Gallup/Grant ML - Fort Wingate BV 10	FP-NMG Transm Specific-Replace	369.0	$ -	$ -	$ -	$ -	$ -	$ -	$ -	$ -
2430	T626001405	PRE-10018	Martin Line BS Rebuild	FP-NMG Transm Stations-Replace	368.0	$ -	$ -	$ -	$ -	$ -	$ -	$ -	$ -
2431	T626001405	PRE-10018	Martin Line BS Rebuild	FP-NMG Transm Stations-Replace	369.0	$ -	$ -	$ -	$ -	$ -	$ -	$ -	$ -
2432	T610001406	PRE-09777	Mesa Del Sol 10in Make Piggable	FP-NMG Transm Specific-Replace	367.1	$ -	$ -	$ -	$ -	$ -	$ -	$ -	$ -
2433	T610001406	PRE-09777	Mesa Del Sol 10in Make Piggable	FP-NMG Transm Specific-Replace	368.0	$ -	$ -	$ -	$ -	$ -	$ -	$ -	$ -
2434	T610001406	PRE-09777	Mesa Del Sol 10in Make Piggable	FP-NMG Transm Specific-Replace	369.0	$ -	$ -	$ -	$ -	$ -	$ -	$ -	$ -
2435	T624001408	TEMP	Knowles HP Reg	FP-NMG Transm Stations-Replace	368.0	$ -	$ -	$ -	$ -	$ -	$ -	$ -	$ -
2436	T624001408	TEMP	Knowles HP Reg	FP-NMG Transm Stations-Replace	369.0	$ -	$ -	$ -	$ -	$ -	$ -	$ -	$ -
2437	T680001409	PRE-10019	Material Verification Cutouts - ABQ LP Brown's Ranch to Huerfano	FP-NMG Transm Specific-Replace	367.1	$ -	$ -	$ -	$ -	$ -	$ -	$ -	$ -
2438	T680001409	PRE-10019	Material Verification Cutouts - ABQ LP Brown's Ranch to Huerfano	FP-NMG Transm Specific-Replace	368.0	$ -	$ -	$ -	$ -	$ -	$ -	$ -	$ -
2439	T680001409	PRE-10019	Material Verification Cutouts - ABQ LP Brown's Ranch to Huerfano	FP-NMG Transm Specific-Replace	369.0	$ -	$ -	$ -	$ -	$ -	$ -	$ -	$ -
2440	T624001410	TEMP	Humble City Reg station rebuild	FP-NMG Transm Stations-New	369.0	$ -	$ -	$ -	$ -	$ -	$ -	$ -	$ -
2441	T680001411	PRE-10002	Escalante Power Plant Replace Meter and Regulators	FP-NMG Transm Stations-Replace	368.0	$ -	$ -	$ -	$ -	$ -	$ -	$ -	$ -
2442	T680001411	PRE-10002	Escalante Power Plant Replace Meter and Regulators	FP-NMG Transm Stations-Replace	369.0	$ -	$ -	$ -	$ -	$ -	$ -	$ -	$ -
2443	T621001412	PRE-09956	ILI Cutouts: Alamogordo ML - Alamo A Line to BV 1.5	FP-NMG Transm Specific-Replace	367.1	$ -	$ -	$ -	$ -	$ -	$ -	$ -	$ -
2444	T621001412	PRE-09956	ILI Cutouts: Alamogordo ML - Alamo A Line to BV 1.5	FP-NMG Transm Specific-Replace	368.0	$ -	$ -	$ -	$ -	$ -	$ -	$ -	$ -
2445	T621001412	PRE-09956	ILI Cutouts: Alamogordo ML - Alamo A Line to BV 1.5	FP-NMG Transm Specific-Replace	369.0	$ -	$ -	$ -	$ -	$ -	$ -	$ -	$ -
2446	T624001413	PRE-09958	ILI Cutouts: Amax 10-inch ML	FP-NMG Transm Specific-Replace	367.1	$ -	$ -	$ -	$ -	$ -	$ -	$ -	$ -
2447	T624001413	PRE-09958	ILI Cutouts: Amax 10-inch ML	FP-NMG Transm Specific-Replace	368.0	$ -	$ -	$ -	$ -	$ -	$ -	$ -	$ -
2448	T624001413	PRE-09958	ILI Cutouts: Amax 10-inch ML	FP-NMG Transm Specific-Replace	369.0	$ -	$ -	$ -	$ -	$ -	$ -	$ -	$ -
2449	T624001414	PRE-09960	ILI Cutouts: Amax 6-inch ML	FP-NMG Transm Specific-Replace	367.1	$ -	$ -	$ -	$ -	$ -	$ -	$ -	$ -
2450	T624001414	PRE-09960	ILI Cutouts: Amax 6-inch ML	FP-NMG Transm Specific-Replace	368.0	$ -	$ -	$ -	$ -	$ -	$ -	$ -	$ -
2451	T624001414	PRE-09960	ILI Cutouts: Amax 6-inch ML	FP-NMG Transm Specific-Replace	369.0	$ -	$ -	$ -	$ -	$ -	$ -	$ -	$ -
2452	T680001415	TEMP	Seama Purchase Replace Regulators	FP-NMG Transm Stations-Replace	368.0	$ -	$ -	$ -	$ -	$ -	$ -	$ -	$ -
2453	T680001415	TEMP	Seama Purchase Replace Regulators	FP-NMG Transm Stations-Replace	369.0	$ -	$ -	$ -	$ -	$ -	$ -	$ -	$ -
2454	T624001416	PRE-09962	ILI Cutouts: Amax 8-inch ML	FP-NMG Transm Specific-Replace	367.1	$ -	$ -	$ -	$ -	$ -	$ -	$ -	$ -
2455	T624001416	PRE-09962	ILI Cutouts: Amax 8-inch ML	FP-NMG Transm Specific-Replace	368.0	$ -	$ -	$ -	$ -	$ -	$ -	$ -	$ -
2456	T624001416	PRE-09962	ILI Cutouts: Amax 8-inch ML	FP-NMG Transm Specific-Replace	369.0	$ -	$ -	$ -	$ -	$ -	$ -	$ -	$ -
2457	T624001417	TEMP	ILI Cutouts: Lovington 8-inch ML	FP-NMG Transm Specific-Replace	367.1	$ -	$ -	$ -	$ -	$ -	$ -	$ -	$ -
2458	T624001417	TEMP	ILI Cutouts: Lovington 8-inch ML	FP-NMG Transm Specific-Replace	368.0	$ -	$ -	$ -	$ -	$ -	$ -	$ -	$ -
2459	T624001417	TEMP	ILI Cutouts: Lovington 8-inch ML	FP-NMG Transm Specific-Replace	369.0	$ -	$ -	$ -	$ -	$ -	$ -	$ -	$ -
2460	T624001418	PRE-10010	ILI Cutouts: Roswell 10-inch ML	FP-NMG Transm Specific-Replace	367.1	$ -	$ -	$ -	$ -	$ -	$ -	$ -	$ -
2461	T624001418	PRE-10010	ILI Cutouts: Roswell 10-inch ML	FP-NMG Transm Specific-Replace	368.0	$ -	$ -	$ -	$ -	$ -	$ -	$ -	$ -
2462	T624001418	PRE-10010	ILI Cutouts: Roswell 10-inch ML	FP-NMG Transm Specific-Replace	369.0	$ -	$ -	$ -	$ -	$ -	$ -	$ -	$ -
2463	T660001419	PRE-09963	ILI Cutouts: Taos ML - Ottowi to Velarde	FP-NMG Transm Specific-Replace	367.1	$ -	$ -	$ -	$ -	$ -	$ -	$ -	$ -
2464	T660001419	PRE-09963	ILI Cutouts: Taos ML - Ottowi to Velarde	FP-NMG Transm Specific-Replace	368.0	$ -	$ -	$ -	$ -	$ -	$ -	$ -	$ -
2465	T660001419	PRE-09963	ILI Cutouts: Taos ML - Ottowi to Velarde	FP-NMG Transm Specific-Replace	369.0	$ -	$ -	$ -	$ -	$ -	$ -	$ -	$ -
2466	T660001420	PRE-10129	Replace isolation valves at White Rock Border Station	FP-NMG Transm Stations-Replace	368.0	$ -	$ -	$ -	$ -	$ -	$ -	$ -	$ -
2467	T660001420	PRE-10129	Replace isolation valves at White Rock Border Station	FP-NMG Transm Stations-Replace	369.0	$ -	$ -	$ -	$ -	$ -	$ -	$ -	$ -

NEW MEXICO GAS COMPANY, INC.

Plant Gross Activity
Base Period - 12 Months Ending March 31, 2023
Future Test Year - 12 Months Ending September 30, 2025

	A	B	C	D	E	F	G	H	I	J	K	L
3	Investment Number	FP Number	Investment Name	FP Type	FERC Account	4/30/2023	5/31/2023	6/30/2023	7/31/2023	8/31/2023	9/30/2023	10/31/2023
2468	T680001421	TEMP	Acomita Purchase Reg Station Rebuild	FP-NMG Transm Stations-Replace	368.0	$ -	$ -	$ -	$ -	$ -	$ -	$ -
2469	T680001421	TEMP	Acomita Purchase Reg Station Rebuild	FP-NMG Transm Stations-Replace	369.0	$ -	$ -	$ -	$ -	$ -	$ -	$ -
2470	T624001422	PRE-09787	Amax 10in Mainline Make Piggable	FP-NMG Transm Specific-Replace	367.1	$ -	$ -	$ -	$ -	$ -	$ -	$ -
2471	T624001422	PRE-09787	Amax 10in Mainline Make Piggable	FP-NMG Transm Specific-Replace	368.0	$ -	$ -	$ -	$ -	$ -	$ -	$ -
2472	T624001422	PRE-09787	Amax 10in Mainline Make Piggable	FP-NMG Transm Specific-Replace	369.0	$ -	$ -	$ -	$ -	$ -	$ -	$ -
2473	T680001423	TEMP	Yahtahey Reg Station Rebuild	FP-NMG Transm Stations-Replace	368.0	$ -	$ -	$ -	$ -	$ -	$ -	$ -
2474	T680001423	TEMP	Yahtahey Reg Station Rebuild	FP-NMG Transm Stations-Replace	369.0	$ -	$ -	$ -	$ -	$ -	$ -	$ -
2475	T680001424	TEMP	TW Blanco to Farmington ML V-Ball Replace	FP-NMG Transm Stations-Replace	368.0	$ -	$ -	$ -	$ -	$ -	$ -	$ -
2476	T680001424	TEMP	TW Blanco to Farmington ML V-Ball Replace	FP-NMG Transm Stations-Replace	369.0	$ -	$ -	$ -	$ -	$ -	$ -	$ -
2477	T624001425	PRE-09788	AMAX (Northend) Potash 6in Make Piggable	FP-NMG Transm Specific-Replace	367.1	$ -	$ -	$ -	$ 676,807	$ -	$ -	$ -
2478	T624001425	PRE-09788	AMAX (Northend) Potash 6in Make Piggable	FP-NMG Transm Specific-Replace	368.0	$ -	$ -	$ -	$ 96,687	$ -	$ -	$ -
2479	T624001425	PRE-09788	AMAX (Northend) Potash 6in Make Piggable	FP-NMG Transm Specific-Replace	369.0	$ -	$ -	$ -	$ 193,373	$ -	$ -	$ -
2480	T610001426	PRE-09967	12 Mile BV Valve Replacement	FP-NMG Transm Stations-Replace	368.0	$ -	$ -	$ -	$ -	$ -	$ -	$ -
2481	T610001426	PRE-09967	12 Mile BV Valve Replacement	FP-NMG Transm Stations-Replace	369.0	$ -	$ -	$ -	$ -	$ -	$ -	$ -
2482	T610001427	PRE-09889	Broadway Border Station Valve Replacement	FP-NMG Transm Stations-Replace	368.0	$ -	$ -	$ -	$ -	$ -	$ -	$ -
2483	T610001427	PRE-09889	Broadway Border Station Valve Replacement	FP-NMG Transm Stations-Replace	369.0	$ -	$ -	$ -	$ -	$ -	$ -	$ -
2484	T610001428	TEMP	Placitas BV Valve Replacement	FP-NMG Transm Stations-Replace	368.0	$ -	$ -	$ -	$ -	$ -	$ -	$ -
2485	T610001428	TEMP	Placitas BV Valve Replacement	FP-NMG Transm Stations-Replace	369.0	$ -	$ -	$ -	$ -	$ -	$ -	$ -
2486	T610001429	PRE-09980	Santa Fe Take-Off Valve Replacement	FP-NMG Transm Stations-Replace	368.0	$ -	$ -	$ -	$ -	$ -	$ -	$ -
2487	T610001429	PRE-09980	Santa Fe Take-Off Valve Replacement	FP-NMG Transm Stations-Replace	369.0	$ -	$ -	$ -	$ -	$ -	$ -	$ -
2488	T610001430	PRE-09987	Coronado Border Station Valve Replacement	FP-NMG Transm Stations-Replace	368.0	$ -	$ -	$ -	$ -	$ -	$ -	$ -
2489	T610001430	PRE-09987	Coronado Border Station Valve Replacement	FP-NMG Transm Stations-Replace	369.0	$ -	$ -	$ -	$ -	$ -	$ -	$ -
2490	T680001431	TEMP	TW Blanco to Albuquerque ML V Ball Replace 2021	FP-NMG Transm Stations-New	369.0	$ -	$ -	$ -	$ -	$ -	$ -	$ -
2491	T680001432	TEMP	X-41 GC	FP-NMG Transm Stations-Replace	368.0	$ -	$ -	$ -	$ -	$ -	$ -	$ -
2492	T680001432	TEMP	X-41 GC	FP-NMG Transm Stations-Replace	369.0	$ -	$ -	$ -	$ -	$ -	$ -	$ -
2493	T680001433	NEW-15456	Gallup #2 GC Part Install	FP-NMG Transm Stations-New	369.0	$ -	$ -	$ -	$ -	$ -	$ -	$ -
2494	T610001435	TEMP	Cobisa Valve Replacement	FP-NMG Transm Stations-Replace	368.0	$ -	$ -	$ -	$ -	$ -	$ -	$ -
2495	T610001435	TEMP	Cobisa Valve Replacement	FP-NMG Transm Stations-Replace	369.0	$ -	$ -	$ -	$ -	$ -	$ -	$ -
2496	T680001436	TEMP	Retire Farmington ML Odorizer Station	FP-NMG Transm Stations-Replace	368.0	$ -	$ -	$ -	$ -	$ -	$ -	$ -
2497	T680001436	TEMP	Retire Farmington ML Odorizer Station	FP-NMG Transm Stations-Replace	369.0	$ -	$ -	$ -	$ -	$ -	$ -	$ -
2498	T680001438	TEMP	West Kutz Remove Odorizer and Tank	FP-NMG Transm Stations-Replace	368.0	$ -	$ -	$ -	$ -	$ -	$ -	$ -
2499	T680001438	TEMP	West Kutz Remove Odorizer and Tank	FP-NMG Transm Stations-Replace	369.0	$ -	$ -	$ -	$ -	$ -	$ -	$ -
2500	T601001439	TEMP	AC Mitigation Phase IV	FP-NMG Transm Specifics-New	367.1	$ -	$ -	$ -	$ -	$ -	$ -	$ -
2501	T601001439	TEMP	AC Mitigation Phase IV	FP-NMG Transm Specifics-New	368.0	$ -	$ -	$ -	$ -	$ -	$ -	$ -
2502	T601001439	TEMP	AC Mitigation Phase IV	FP-NMG Transm Specifics-New	369.0	$ -	$ -	$ -	$ -	$ -	$ -	$ -
2503	T601001440	NEW-15561	AC Mitigation Phase II	FP-NMG Transm Specifics-New	367.1	$ -	$ -	$ -	$ -	$ -	$ -	$ -
2504	T601001440	NEW-15561	AC Mitigation Phase II	FP-NMG Transm Specifics-New	368.0	$ -	$ -	$ -	$ -	$ -	$ -	$ -
2505	T601001440	NEW-15561	AC Mitigation Phase II	FP-NMG Transm Specifics-New	369.0	$ -	$ -	$ -	$ -	$ -	$ -	$ -
2506	T601001441	NEW-15579	AC Mitigation Phase III	FP-NMG Transm Specifics-New	367.1	$ -	$ -	$ -	$ -	$ -	$ -	$ -
2507	T601001441	NEW-15579	AC Mitigation Phase III	FP-NMG Transm Specifics-New	368.0	$ -	$ -	$ -	$ -	$ -	$ -	$ -
2508	T601001441	NEW-15579	AC Mitigation Phase III	FP-NMG Transm Specifics-New	369.0	$ -	$ -	$ -	$ -	$ -	$ -	$ -
2509	632001442	PRE-09905	SLC Rodeo Replacement	FP-NMG Dist Specific-Replace	376.1	$ -	$ -	$ -	$ -	$ -	$ -	$ -
2510	632001442	PRE-09905	SLC Rodeo Replacement	FP-NMG Dist Specific-Replace	376.2	$ -	$ -	$ -	$ -	$ -	$ -	$ -
2511	632001442	PRE-09905	SLC Rodeo Replacement	FP-NMG Dist Specific-Replace	376.4	$ -	$ -	$ -	$ -	$ -	$ -	$ -
2512	632001442	PRE-09905	SLC Rodeo Replacement	FP-NMG Dist Specific-Replace	380.0	$ -	$ -	$ -	$ -	$ -	$ -	$ -
2513	T601001443	NEW-15587	Internal Corrosion Monitoring Phase at DCP Artesia	FP-NMG Transm Specifics-New	367.1	$ -	$ -	$ -	$ -	$ -	$ -	$ -
2514	T601001443	NEW-15587	Internal Corrosion Monitoring Phase at DCP Artesia	FP-NMG Transm Specifics-New	368.0	$ -	$ -	$ -	$ -	$ -	$ -	$ -
2515	T601001443	NEW-15587	Internal Corrosion Monitoring Phase at DCP Artesia	FP-NMG Transm Specifics-New	369.0	$ -	$ -	$ -	$ -	$ -	$ -	$ -
2516	T624001444	PRE-09789	Amax Potash 8in Mainline Make Piggable	FP-NMG Transm Specific-Replace	367.1	$ -	$ -	$ -	$ -	$ -	$ -	$ -
2517	T624001444	PRE-09789	Amax Potash 8in Mainline Make Piggable	FP-NMG Transm Specific-Replace	368.0	$ -	$ -	$ -	$ -	$ -	$ -	$ -
2518	T624001444	PRE-09789	Amax Potash 8in Mainline Make Piggable	FP-NMG Transm Specific-Replace	369.0	$ -	$ -	$ -	$ -	$ -	$ -	$ -
2519	T601001445	NEW-15588	Internal Corrosion Monitoring at Pot Mesa	FP-NMG Transm Specifics-New	367.1	$ -	$ -	$ -	$ -	$ -	$ -	$ -
2520	T601001445	NEW-15588	Internal Corrosion Monitoring at Pot Mesa	FP-NMG Transm Specifics-New	368.0	$ -	$ -	$ -	$ -	$ -	$ -	$ -
2521	T601001445	NEW-15588	Internal Corrosion Monitoring at Pot Mesa	FP-NMG Transm Specifics-New	369.0	$ -	$ -	$ -	$ -	$ -	$ -	$ -
2522	T680001446	PRE-10011	Kutz Replace 20-in Neway valve	FP-NMG Transm Stations-Replace	368.0	$ -	$ -	$ -	$ -	$ -	$ -	$ -
2523	T680001446	PRE-10011	Kutz Replace 20-in Neway valve	FP-NMG Transm Stations-Replace	369.0	$ -	$ -	$ -	$ -	$ -	$ -	$ -

NEW MEXICO GAS COMPANY, INC.

Plant Gross Activity
Base Period - 12 Months Ending March 31, 2023
Future Test Year - 12 Months Ending September 30, 2025

	A	B	C	D	E	M	N	O	P	Q	R	S	T
3	Investment Number	FP Number	Investment Name	FP Type	FERC Account	11/30/2023	12/31/2023	1/31/2024	2/29/2024	3/31/2024	4/30/2024	5/31/2024	6/30/2024
2468	T680001421	TEMP	Acomita Purchase Reg Station Rebuild	FP-NMG Transm Stations-Replace	368.0	$ -	$ -	$ -	$ -	$ -	$ -	$ -	$ -
2469	T680001421	TEMP	Acomita Purchase Reg Station Rebuild	FP-NMG Transm Stations-Replace	369.0	$ -	$ -	$ -	$ -	$ -	$ -	$ -	$ -
2470	T624001422	PRE-09787	Amax 10in Mainline Make Piggable	FP-NMG Transm Specific-Replace	367.1	$ -	$ -	$ -	$ -	$ -	$ -	$ -	$ -
2471	T624001422	PRE-09787	Amax 10in Mainline Make Piggable	FP-NMG Transm Specific-Replace	368.0	$ -	$ -	$ -	$ -	$ -	$ -	$ -	$ -
2472	T624001422	PRE-09787	Amax 10in Mainline Make Piggable	FP-NMG Transm Specific-Replace	369.0	$ -	$ -	$ -	$ -	$ -	$ -	$ -	$ -
2473	T680001423	TEMP	Yahtahey Reg Station Rebuild	FP-NMG Transm Stations-Replace	368.0	$ -	$ -	$ -	$ -	$ -	$ -	$ -	$ -
2474	T680001423	TEMP	Yahtahey Reg Station Rebuild	FP-NMG Transm Stations-Replace	369.0	$ -	$ -	$ -	$ -	$ -	$ -	$ -	$ -
2475	T680001424	TEMP	TW Blanco to Farmington ML V-Ball Replace	FP-NMG Transm Stations-Replace	368.0	$ -	$ -	$ -	$ -	$ -	$ -	$ -	$ -
2476	T680001424	TEMP	TW Blanco to Farmington ML V-Ball Replace	FP-NMG Transm Stations-Replace	369.0	$ -	$ -	$ -	$ -	$ -	$ -	$ -	$ -
2477	T624001425	PRE-09788	AMAX (Northend) Potash 6in Make Piggable	FP-NMG Transm Specific-Replace	367.1	$ -	$ -	$ -	$ -	$ -	$ -	$ -	$ -
2478	T624001425	PRE-09788	AMAX (Northend) Potash 6in Make Piggable	FP-NMG Transm Specific-Replace	368.0	$ -	$ -	$ -	$ -	$ -	$ -	$ -	$ -
2479	T624001425	PRE-09788	AMAX (Northend) Potash 6in Make Piggable	FP-NMG Transm Specific-Replace	369.0	$ -	$ -	$ -	$ -	$ -	$ -	$ -	$ -
2480	T610001426	PRE-09967	12 Mile BV Valve Replacement	FP-NMG Transm Stations-Replace	368.0	$ -	$ -	$ -	$ -	$ -	$ -	$ -	$ -
2481	T610001426	PRE-09967	12 Mile BV Valve Replacement	FP-NMG Transm Stations-Replace	369.0	$ -	$ -	$ -	$ -	$ -	$ -	$ -	$ -
2482	T610001427	PRE-09889	Broadway Border Station Valve Replacement	FP-NMG Transm Stations-Replace	368.0	$ -	$ -	$ -	$ -	$ -	$ -	$ -	$ -
2483	T610001427	PRE-09889	Broadway Border Station Valve Replacement	FP-NMG Transm Stations-Replace	369.0	$ -	$ -	$ -	$ -	$ -	$ -	$ -	$ -
2484	T610001428	TEMP	Placitas BV Valve Replacement	FP-NMG Transm Stations-Replace	368.0	$ -	$ -	$ -	$ -	$ -	$ -	$ -	$ -
2485	T610001428	TEMP	Placitas BV Valve Replacement	FP-NMG Transm Stations-Replace	369.0	$ -	$ -	$ -	$ -	$ -	$ -	$ -	$ -
2486	T610001429	PRE-09980	Santa Fe Take-Off Valve Replacement	FP-NMG Transm Stations-Replace	368.0	$ -	$ -	$ -	$ -	$ -	$ -	$ -	$ -
2487	T610001429	PRE-09980	Santa Fe Take-Off Valve Replacement	FP-NMG Transm Stations-Replace	369.0	$ -	$ -	$ -	$ -	$ -	$ -	$ -	$ -
2488	T610001430	PRE-09987	Coronado Border Station Valve Replacement	FP-NMG Transm Stations-Replace	368.0	$ -	$ -	$ -	$ -	$ -	$ -	$ -	$ -
2489	T610001430	PRE-09987	Coronado Border Station Valve Replacement	FP-NMG Transm Stations-Replace	369.0	$ -	$ -	$ -	$ -	$ -	$ -	$ -	$ -
2490	T680001431	TEMP	TW Blanco to Albuquerque ML V Ball Replace 2021	FP-NMG Transm Stations-New	369.0	$ -	$ -	$ -	$ -	$ -	$ -	$ -	$ -
2491	T680001432	TEMP	X-41 GC	FP-NMG Transm Stations-Replace	368.0	$ -	$ -	$ -	$ -	$ -	$ -	$ -	$ -
2492	T680001432	TEMP	X-41 GC	FP-NMG Transm Stations-Replace	369.0	$ -	$ -	$ -	$ -	$ -	$ -	$ -	$ -
2493	T680001433	NEW-15456	Gallup #2 GC Part Install	FP-NMG Transm Stations-New	369.0	$ -	$ -	$ -	$ -	$ -	$ -	$ -	$ -
2494	T610001435	TEMP	Cobisa Valve Replacement	FP-NMG Transm Stations-Replace	368.0	$ -	$ -	$ -	$ -	$ -	$ -	$ -	$ -
2495	T610001435	TEMP	Cobisa Valve Replacement	FP-NMG Transm Stations-Replace	369.0	$ -	$ -	$ -	$ -	$ -	$ -	$ -	$ -
2496	T680001436	TEMP	Retire Farmington ML Odorizer Station	FP-NMG Transm Stations-Replace	368.0	$ -	$ -	$ -	$ -	$ -	$ -	$ -	$ -
2497	T680001436	TEMP	Retire Farmington ML Odorizer Station	FP-NMG Transm Stations-Replace	369.0	$ -	$ -	$ -	$ -	$ -	$ -	$ -	$ -
2498	T680001438	TEMP	West Kutz Remove Odorizer and Tank	FP-NMG Transm Stations-Replace	368.0	$ -	$ -	$ -	$ -	$ -	$ -	$ -	$ -
2499	T680001438	TEMP	West Kutz Remove Odorizer and Tank	FP-NMG Transm Stations-Replace	369.0	$ -	$ -	$ -	$ -	$ -	$ -	$ -	$ -
2500	T601001439	TEMP	AC Mitigation Phase IV	FP-NMG Transm Specifics-New	367.1	$ -	$ -	$ -	$ -	$ -	$ -	$ -	$ -
2501	T601001439	TEMP	AC Mitigation Phase IV	FP-NMG Transm Specifics-New	368.0	$ -	$ -	$ -	$ -	$ -	$ -	$ -	$ -
2502	T601001439	TEMP	AC Mitigation Phase IV	FP-NMG Transm Specifics-New	369.0	$ -	$ -	$ -	$ -	$ -	$ -	$ -	$ -
2503	T601001440	NEW-15561	AC Mitigation Phase II	FP-NMG Transm Specifics-New	367.1	$ -	$ -	$ -	$ -	$ -	$ -	$ -	$ 11,474
2504	T601001440	NEW-15561	AC Mitigation Phase II	FP-NMG Transm Specifics-New	368.0	$ -	$ -	$ -	$ -	$ -	$ -	$ -	$ 12,517
2505	T601001440	NEW-15561	AC Mitigation Phase II	FP-NMG Transm Specifics-New	369.0	$ -	$ -	$ -	$ -	$ -	$ -	$ -	$ 10,779
2506	T601001441	NEW-15579	AC Mitigation Phase III	FP-NMG Transm Specifics-New	367.1	$ -	$ -	$ -	$ -	$ -	$ -	$ -	$ -
2507	T601001441	NEW-15579	AC Mitigation Phase III	FP-NMG Transm Specifics-New	368.0	$ -	$ -	$ -	$ -	$ -	$ -	$ -	$ -
2508	T601001441	NEW-15579	AC Mitigation Phase III	FP-NMG Transm Specifics-New	369.0	$ -	$ -	$ -	$ -	$ -	$ -	$ -	$ -
2509	632001442	PRE-09905	SLC Rodeo Replacement	FP-NMG Dist Specific-Replace	376.1	$ -	$ -	$ -	$ -	$ -	$ -	$ -	$ -
2510	632001442	PRE-09905	SLC Rodeo Replacement	FP-NMG Dist Specific-Replace	376.2	$ -	$ -	$ -	$ -	$ -	$ -	$ -	$ -
2511	632001442	PRE-09905	SLC Rodeo Replacement	FP-NMG Dist Specific-Replace	376.4	$ -	$ -	$ -	$ -	$ -	$ -	$ -	$ -
2512	632001442	PRE-09905	SLC Rodeo Replacement	FP-NMG Dist Specific-Replace	380.0	$ -	$ -	$ -	$ -	$ -	$ -	$ -	$ -
2513	T601001443	NEW-15587	Internal Corrosion Monitoring Phase at DCP Artesia	FP-NMG Transm Specifics-New	367.1	$ -	$ -	$ -	$ -	$ -	$ -	$ -	$ -
2514	T601001443	NEW-15587	Internal Corrosion Monitoring Phase at DCP Artesia	FP-NMG Transm Specifics-New	368.0	$ -	$ -	$ -	$ -	$ -	$ -	$ -	$ -
2515	T601001443	NEW-15587	Internal Corrosion Monitoring Phase at DCP Artesia	FP-NMG Transm Specifics-New	369.0	$ -	$ -	$ -	$ -	$ -	$ -	$ -	$ -
2516	T624001444	PRE-09789	Amax Potash 8in Mainline Make Piggable	FP-NMG Transm Specific-Replace	367.1	$ -	$ -	$ -	$ -	$ -	$ -	$ -	$ -
2517	T624001444	PRE-09789	Amax Potash 8in Mainline Make Piggable	FP-NMG Transm Specific-Replace	368.0	$ -	$ -	$ -	$ -	$ -	$ -	$ -	$ -
2518	T624001444	PRE-09789	Amax Potash 8in Mainline Make Piggable	FP-NMG Transm Specific-Replace	369.0	$ -	$ -	$ -	$ -	$ -	$ -	$ -	$ -
2519	T601001445	NEW-15588	Internal Corrosion Monitoring at Pot Mesa	FP-NMG Transm Specifics-New	367.1	$ -	$ -	$ -	$ -	$ -	$ -	$ -	$ -
2520	T601001445	NEW-15588	Internal Corrosion Monitoring at Pot Mesa	FP-NMG Transm Specifics-New	368.0	$ -	$ -	$ -	$ -	$ -	$ -	$ -	$ -
2521	T601001445	NEW-15588	Internal Corrosion Monitoring at Pot Mesa	FP-NMG Transm Specifics-New	369.0	$ -	$ -	$ -	$ -	$ -	$ -	$ -	$ -
2522	T680001446	PRE-10011	Kutz Replace 20-in Neway valve	FP-NMG Transm Stations-Replace	368.0	$ -	$ -	$ -	$ -	$ -	$ -	$ -	$ -
2523	T680001446	PRE-10011	Kutz Replace 20-in Neway valve	FP-NMG Transm Stations-Replace	369.0	$ -	$ -	$ -	$ -	$ -	$ -	$ -	$ -

NEW MEXICO GAS COMPANY, INC.

Plant Gross Activity
Base Period - 12 Months Ending March 31, 2023
Future Test Year - 12 Months Ending September 30, 2025

	A	B	C	D	E	U	V	W	X	Y	Z	AA
3	Investment Number	FP Number	Investment Name	FP Type	FERC Account	7/31/2024	8/31/2024	9/30/2024	10/31/2024	11/30/2024	12/31/2024	1/31/2025
2468	T680001421	TEMP	Acomita Purchase Reg Station Rebuild	FP-NMG Transm Stations-Replace	368.0	$ -	$ -	$ -	$ -	$ -	$ -	$ -
2469	T680001421	TEMP	Acomita Purchase Reg Station Rebuild	FP-NMG Transm Stations-Replace	369.0	$ -	$ -	$ -	$ -	$ -	$ -	$ -
2470	T624001422	PRE-09787	Amax 10in Mainline Make Piggable	FP-NMG Transm Specific-Replace	367.1	$ -	$ -	$ -	$ -	$ -	$ -	$ -
2471	T624001422	PRE-09787	Amax 10in Mainline Make Piggable	FP-NMG Transm Specific-Replace	368.0	$ -	$ -	$ -	$ -	$ -	$ -	$ -
2472	T624001422	PRE-09787	Amax 10in Mainline Make Piggable	FP-NMG Transm Specific-Replace	369.0	$ -	$ -	$ -	$ -	$ -	$ -	$ -
2473	T680001423	TEMP	Yahtahey Reg Station Rebuild	FP-NMG Transm Stations-Replace	368.0	$ -	$ -	$ -	$ -	$ -	$ -	$ -
2474	T680001423	TEMP	Yahtahey Reg Station Rebuild	FP-NMG Transm Stations-Replace	369.0	$ -	$ -	$ -	$ -	$ -	$ -	$ -
2475	T680001424	TEMP	TW Blanco to Farmington ML V-Ball Replace	FP-NMG Transm Stations-Replace	368.0	$ -	$ -	$ -	$ -	$ -	$ -	$ -
2476	T680001424	TEMP	TW Blanco to Farmington ML V-Ball Replace	FP-NMG Transm Stations-Replace	369.0	$ -	$ -	$ -	$ -	$ -	$ -	$ -
2477	T624001425	PRE-09788	AMAX (Northend) Potash 6in Make Piggable	FP-NMG Transm Specific-Replace	367.1	$ -	$ -	$ -	$ -	$ -	$ -	$ -
2478	T624001425	PRE-09788	AMAX (Northend) Potash 6in Make Piggable	FP-NMG Transm Specific-Replace	368.0	$ -	$ -	$ -	$ -	$ -	$ -	$ -
2479	T624001425	PRE-09788	AMAX (Northend) Potash 6in Make Piggable	FP-NMG Transm Specific-Replace	369.0	$ -	$ -	$ -	$ -	$ -	$ -	$ -
2480	T610001426	PRE-09967	12 Mile BV Valve Replacement	FP-NMG Transm Stations-Replace	368.0	$ -	$ -	$ -	$ -	$ -	$ -	$ -
2481	T610001426	PRE-09967	12 Mile BV Valve Replacement	FP-NMG Transm Stations-Replace	369.0	$ -	$ -	$ -	$ -	$ -	$ -	$ -
2482	T610001427	PRE-09889	Broadway Border Station Valve Replacement	FP-NMG Transm Stations-Replace	368.0	$ -	$ -	$ -	$ -	$ -	$ -	$ -
2483	T610001427	PRE-09889	Broadway Border Station Valve Replacement	FP-NMG Transm Stations-Replace	369.0	$ -	$ -	$ -	$ -	$ -	$ -	$ -
2484	T610001428	TEMP	Placitas BV Valve Replacement	FP-NMG Transm Stations-Replace	368.0	$ -	$ -	$ -	$ -	$ -	$ -	$ -
2485	T610001428	TEMP	Placitas BV Valve Replacement	FP-NMG Transm Stations-Replace	369.0	$ -	$ -	$ -	$ -	$ -	$ -	$ -
2486	T610001429	PRE-09980	Santa Fe Take-Off Valve Replacement	FP-NMG Transm Stations-Replace	368.0	$ -	$ -	$ -	$ -	$ -	$ -	$ -
2487	T610001429	PRE-09980	Santa Fe Take-Off Valve Replacement	FP-NMG Transm Stations-Replace	369.0	$ -	$ -	$ -	$ -	$ -	$ -	$ -
2488	T610001430	PRE-09987	Coronado Border Station Valve Replacement	FP-NMG Transm Stations-Replace	368.0	$ -	$ -	$ -	$ -	$ -	$ -	$ -
2489	T610001430	PRE-09987	Coronado Border Station Valve Replacement	FP-NMG Transm Stations-Replace	369.0	$ -	$ -	$ -	$ -	$ -	$ -	$ -
2490	T680001431	TEMP	TW Blanco to Albuquerque ML V Ball Replace 2021	FP-NMG Transm Stations-New	369.0	$ -	$ -	$ -	$ -	$ -	$ -	$ -
2491	T680001432	TEMP	X-41 GC	FP-NMG Transm Stations-Replace	368.0	$ -	$ -	$ -	$ -	$ -	$ -	$ -
2492	T680001432	TEMP	X-41 GC	FP-NMG Transm Stations-Replace	369.0	$ -	$ -	$ -	$ -	$ -	$ -	$ -
2493	T680001433	NEW-15456	Gallup #2 GC Part Install	FP-NMG Transm Stations-New	369.0	$ -	$ -	$ -	$ -	$ -	$ -	$ -
2494	T610001435	TEMP	Cobisa Valve Replacement	FP-NMG Transm Stations-Replace	368.0	$ -	$ -	$ -	$ -	$ -	$ -	$ -
2495	T610001435	TEMP	Cobisa Valve Replacement	FP-NMG Transm Stations-Replace	369.0	$ -	$ -	$ -	$ -	$ -	$ -	$ -
2496	T680001436	TEMP	Retire Farmington ML Odorizer Station	FP-NMG Transm Stations-Replace	368.0	$ -	$ -	$ -	$ -	$ -	$ -	$ -
2497	T680001436	TEMP	Retire Farmington ML Odorizer Station	FP-NMG Transm Stations-Replace	369.0	$ -	$ -	$ -	$ -	$ -	$ -	$ -
2498	T680001438	TEMP	West Kutz Remove Odorizer and Tank	FP-NMG Transm Stations-Replace	368.0	$ -	$ -	$ -	$ -	$ -	$ -	$ -
2499	T680001438	TEMP	West Kutz Remove Odorizer and Tank	FP-NMG Transm Stations-Replace	369.0	$ -	$ -	$ -	$ -	$ -	$ -	$ -
2500	T601001439	TEMP	AC Mitigation Phase IV	FP-NMG Transm Specifics-New	367.1	$ -	$ -	$ -	$ -	$ -	$ -	$ -
2501	T601001439	TEMP	AC Mitigation Phase IV	FP-NMG Transm Specifics-New	368.0	$ -	$ -	$ -	$ -	$ -	$ -	$ -
2502	T601001439	TEMP	AC Mitigation Phase IV	FP-NMG Transm Specifics-New	369.0	$ -	$ -	$ -	$ -	$ -	$ -	$ -
2503	T601001440	NEW-15561	AC Mitigation Phase II	FP-NMG Transm Specifics-New	367.1	$ -	$ -	$ 23,664	$ -	$ -	$ 5,840	$ -
2504	T601001440	NEW-15561	AC Mitigation Phase II	FP-NMG Transm Specifics-New	368.0	$ -	$ -	$ 25,816	$ -	$ -	$ 6,371	$ -
2505	T601001440	NEW-15561	AC Mitigation Phase II	FP-NMG Transm Specifics-New	369.0	$ -	$ -	$ 22,230	$ -	$ -	$ 5,486	$ -
2506	T601001441	NEW-15579	AC Mitigation Phase III	FP-NMG Transm Specifics-New	367.1	$ -	$ -	$ -	$ -	$ -	$ -	$ -
2507	T601001441	NEW-15579	AC Mitigation Phase III	FP-NMG Transm Specifics-New	368.0	$ -	$ -	$ -	$ -	$ -	$ -	$ -
2508	T601001441	NEW-15579	AC Mitigation Phase III	FP-NMG Transm Specifics-New	369.0	$ -	$ -	$ -	$ -	$ -	$ -	$ -
2509	632001442	PRE-09905	SLC Rodeo Replacement	FP-NMG Dist Specific-Replace	376.1	$ -	$ -	$ -	$ -	$ -	$ -	$ -
2510	632001442	PRE-09905	SLC Rodeo Replacement	FP-NMG Dist Specific-Replace	376.2	$ -	$ -	$ -	$ -	$ -	$ -	$ -
2511	632001442	PRE-09905	SLC Rodeo Replacement	FP-NMG Dist Specific-Replace	376.4	$ -	$ -	$ -	$ -	$ -	$ -	$ -
2512	632001442	PRE-09905	SLC Rodeo Replacement	FP-NMG Dist Specific-Replace	380.0	$ -	$ -	$ -	$ -	$ -	$ -	$ -
2513	T601001443	NEW-15587	Internal Corrosion Monitoring Phase at DCP Artesia	FP-NMG Transm Specifics-New	367.1	$ -	$ -	$ -	$ -	$ -	$ -	$ -
2514	T601001443	NEW-15587	Internal Corrosion Monitoring Phase at DCP Artesia	FP-NMG Transm Specifics-New	368.0	$ -	$ -	$ -	$ -	$ -	$ -	$ -
2515	T601001443	NEW-15587	Internal Corrosion Monitoring Phase at DCP Artesia	FP-NMG Transm Specifics-New	369.0	$ -	$ -	$ -	$ -	$ -	$ -	$ -
2516	T624001444	PRE-09789	Amax Potash 8in Mainline Make Piggable	FP-NMG Transm Specific-Replace	367.1	$ -	$ -	$ -	$ -	$ -	$ -	$ -
2517	T624001444	PRE-09789	Amax Potash 8in Mainline Make Piggable	FP-NMG Transm Specific-Replace	368.0	$ -	$ -	$ -	$ -	$ -	$ -	$ -
2518	T624001444	PRE-09789	Amax Potash 8in Mainline Make Piggable	FP-NMG Transm Specific-Replace	369.0	$ -	$ -	$ -	$ -	$ -	$ -	$ -
2519	T601001445	NEW-15588	Internal Corrosion Monitoring at Pot Mesa	FP-NMG Transm Specifics-New	367.1	$ -	$ -	$ -	$ -	$ -	$ -	$ -
2520	T601001445	NEW-15588	Internal Corrosion Monitoring at Pot Mesa	FP-NMG Transm Specifics-New	368.0	$ -	$ -	$ -	$ -	$ -	$ -	$ -
2521	T601001445	NEW-15588	Internal Corrosion Monitoring at Pot Mesa	FP-NMG Transm Specifics-New	369.0	$ -	$ -	$ -	$ -	$ -	$ -	$ -
2522	T680001446	PRE-10011	Kutz Replace 20-in Neway valve	FP-NMG Transm Stations-Replace	368.0	$ -	$ -	$ -	$ -	$ -	$ -	$ -
2523	T680001446	PRE-10011	Kutz Replace 20-in Neway valve	FP-NMG Transm Stations-Replace	369.0	$ -	$ -	$ -	$ -	$ -	$ -	$ -

NEW MEXICO GAS COMPANY, INC.

Plant Gross Activity
Base Period - 12 Months Ending March 31, 2023
Future Test Year - 12 Months Ending September 30, 2025

	A	B	C	D	E	AB	AC	AD	AE	AF	AG	AH	AI
3	Investment Number	FP Number	Investment Name	FP Type	FERC Account	2/28/2025	3/31/2025	4/30/2025	5/31/2025	6/30/2025	7/31/2025	8/31/2025	9/30/2025
2468	T680001421	TEMP	Acomita Purchase Reg Station Rebuild	FP-NMG Transm Stations-Replace	368.0	$ -	$ -	$ -	$ -	$ -	$ -	$ -	$ -
2469	T680001421	TEMP	Acomita Purchase Reg Station Rebuild	FP-NMG Transm Stations-Replace	369.0	$ -	$ -	$ -	$ -	$ -	$ -	$ -	$ -
2470	T624001422	PRE-09787	Amax 10in Mainline Make Piggable	FP-NMG Transm Specific-Replace	367.1	$ -	$ -	$ -	$ -	$ -	$ -	$ -	$ -
2471	T624001422	PRE-09787	Amax 10in Mainline Make Piggable	FP-NMG Transm Specific-Replace	368.0	$ -	$ -	$ -	$ -	$ -	$ -	$ -	$ -
2472	T624001422	PRE-09787	Amax 10in Mainline Make Piggable	FP-NMG Transm Specific-Replace	369.0	$ -	$ -	$ -	$ -	$ -	$ -	$ -	$ -
2473	T680001423	TEMP	Yahtahey Reg Station Rebuild	FP-NMG Transm Stations-Replace	368.0	$ -	$ -	$ -	$ -	$ -	$ -	$ -	$ -
2474	T680001423	TEMP	Yahtahey Reg Station Rebuild	FP-NMG Transm Stations-Replace	369.0	$ -	$ -	$ -	$ -	$ -	$ -	$ -	$ -
2475	T680001424	TEMP	TW Blanco to Farmington ML V-Ball Replace	FP-NMG Transm Stations-Replace	368.0	$ -	$ -	$ -	$ -	$ -	$ -	$ -	$ -
2476	T680001424	TEMP	TW Blanco to Farmington ML V-Ball Replace	FP-NMG Transm Stations-Replace	369.0	$ -	$ -	$ -	$ -	$ -	$ -	$ -	$ -
2477	T624001425	PRE-09788	AMAX (Northend) Potash 6in Make Piggable	FP-NMG Transm Specific-Replace	367.1	$ -	$ -	$ -	$ -	$ -	$ -	$ -	$ -
2478	T624001425	PRE-09788	AMAX (Northend) Potash 6in Make Piggable	FP-NMG Transm Specific-Replace	368.0	$ -	$ -	$ -	$ -	$ -	$ -	$ -	$ -
2479	T624001425	PRE-09788	AMAX (Northend) Potash 6in Make Piggable	FP-NMG Transm Specific-Replace	369.0	$ -	$ -	$ -	$ -	$ -	$ -	$ -	$ -
2480	T610001426	PRE-09967	12 Mile BV Valve Replacement	FP-NMG Transm Stations-Replace	368.0	$ -	$ -	$ -	$ -	$ -	$ -	$ -	$ -
2481	T610001426	PRE-09967	12 Mile BV Valve Replacement	FP-NMG Transm Stations-Replace	369.0	$ -	$ -	$ -	$ -	$ -	$ -	$ -	$ -
2482	T610001427	PRE-09889	Broadway Border Station Valve Replacement	FP-NMG Transm Stations-Replace	368.0	$ -	$ -	$ -	$ -	$ -	$ -	$ -	$ -
2483	T610001427	PRE-09889	Broadway Border Station Valve Replacement	FP-NMG Transm Stations-Replace	369.0	$ -	$ -	$ -	$ -	$ -	$ -	$ -	$ -
2484	T610001428	TEMP	Placitas BV Valve Replacement	FP-NMG Transm Stations-Replace	368.0	$ -	$ -	$ -	$ -	$ -	$ -	$ -	$ -
2485	T610001428	TEMP	Placitas BV Valve Replacement	FP-NMG Transm Stations-Replace	369.0	$ -	$ -	$ -	$ -	$ -	$ -	$ -	$ -
2486	T610001429	PRE-09980	Santa Fe Take-Off Valve Replacement	FP-NMG Transm Stations-Replace	368.0	$ -	$ -	$ -	$ -	$ -	$ -	$ -	$ -
2487	T610001429	PRE-09980	Santa Fe Take-Off Valve Replacement	FP-NMG Transm Stations-Replace	369.0	$ -	$ -	$ -	$ -	$ -	$ -	$ -	$ -
2488	T610001430	PRE-09987	Coronado Border Station Valve Replacement	FP-NMG Transm Stations-Replace	368.0	$ -	$ -	$ -	$ -	$ -	$ -	$ -	$ -
2489	T610001430	PRE-09987	Coronado Border Station Valve Replacement	FP-NMG Transm Stations-Replace	369.0	$ -	$ -	$ -	$ -	$ -	$ -	$ -	$ -
2490	T680001431	TEMP	TW Blanco to Albuquerque ML V Ball Replace 2021	FP-NMG Transm Stations-New	369.0	$ -	$ -	$ -	$ -	$ -	$ -	$ -	$ -
2491	T680001432	TEMP	X-41 GC	FP-NMG Transm Stations-Replace	368.0	$ -	$ -	$ -	$ -	$ -	$ -	$ -	$ -
2492	T680001432	TEMP	X-41 GC	FP-NMG Transm Stations-Replace	369.0	$ -	$ -	$ -	$ -	$ -	$ -	$ -	$ -
2493	T680001433	NEW-15456	Gallup #2 GC Part Install	FP-NMG Transm Stations-New	369.0	$ -	$ -	$ -	$ -	$ -	$ -	$ -	$ -
2494	T610001435	TEMP	Cobisa Valve Replacement	FP-NMG Transm Stations-Replace	368.0	$ -	$ -	$ -	$ -	$ -	$ -	$ -	$ -
2495	T610001435	TEMP	Cobisa Valve Replacement	FP-NMG Transm Stations-Replace	369.0	$ -	$ -	$ -	$ -	$ -	$ -	$ -	$ -
2496	T680001436	TEMP	Retire Farmington ML Odorizer Station	FP-NMG Transm Stations-Replace	368.0	$ -	$ -	$ -	$ -	$ -	$ -	$ -	$ -
2497	T680001436	TEMP	Retire Farmington ML Odorizer Station	FP-NMG Transm Stations-Replace	369.0	$ -	$ -	$ -	$ -	$ -	$ -	$ -	$ -
2498	T680001438	TEMP	West Kutz Remove Odorizer and Tank	FP-NMG Transm Stations-Replace	368.0	$ -	$ -	$ -	$ -	$ -	$ -	$ -	$ -
2499	T680001438	TEMP	West Kutz Remove Odorizer and Tank	FP-NMG Transm Stations-Replace	369.0	$ -	$ -	$ -	$ -	$ -	$ -	$ -	$ -
2500	T601001439	TEMP	AC Mitigation Phase IV	FP-NMG Transm Specifics-New	367.1	$ -	$ -	$ -	$ -	$ 26,149	$ -	$ -	$ 40,142
2501	T601001439	TEMP	AC Mitigation Phase IV	FP-NMG Transm Specifics-New	368.0	$ -	$ -	$ -	$ -	$ 28,527	$ -	$ -	$ 43,791
2502	T601001439	TEMP	AC Mitigation Phase IV	FP-NMG Transm Specifics-New	369.0	$ -	$ -	$ -	$ -	$ 24,565	$ -	$ -	$ 37,709
2503	T601001440	NEW-15561	AC Mitigation Phase II	FP-NMG Transm Specifics-New	367.1	$ -	$ -	$ -	$ -	$ -	$ -	$ -	$ -
2504	T601001440	NEW-15561	AC Mitigation Phase II	FP-NMG Transm Specifics-New	368.0	$ -	$ -	$ -	$ -	$ -	$ -	$ -	$ -
2505	T601001440	NEW-15561	AC Mitigation Phase II	FP-NMG Transm Specifics-New	369.0	$ -	$ -	$ -	$ -	$ -	$ -	$ -	$ -
2506	T601001441	NEW-15579	AC Mitigation Phase III	FP-NMG Transm Specifics-New	367.1	$ -	$ -	$ -	$ -	$ 17,601	$ -	$ -	$ 28,300
2507	T601001441	NEW-15579	AC Mitigation Phase III	FP-NMG Transm Specifics-New	368.0	$ -	$ -	$ -	$ -	$ 19,201	$ -	$ -	$ 30,873
2508	T601001441	NEW-15579	AC Mitigation Phase III	FP-NMG Transm Specifics-New	369.0	$ -	$ -	$ -	$ -	$ 16,534	$ -	$ -	$ 26,585
2509	632001442	PRE-09905	SLC Rodeo Replacement	FP-NMG Dist Specific-Replace	376.1	$ -	$ -	$ -	$ -	$ -	$ -	$ -	$ -
2510	632001442	PRE-09905	SLC Rodeo Replacement	FP-NMG Dist Specific-Replace	376.2	$ -	$ -	$ -	$ -	$ -	$ -	$ -	$ -
2511	632001442	PRE-09905	SLC Rodeo Replacement	FP-NMG Dist Specific-Replace	376.4	$ -	$ -	$ -	$ -	$ -	$ -	$ -	$ -
2512	632001442	PRE-09905	SLC Rodeo Replacement	FP-NMG Dist Specific-Replace	380.0	$ -	$ -	$ -	$ -	$ -	$ -	$ -	$ -
2513	T601001443	NEW-15587	Internal Corrosion Monitoring Phase at DCP Artesia	FP-NMG Transm Specifics-New	367.1	$ -	$ -	$ -	$ -	$ -	$ -	$ -	$ -
2514	T601001443	NEW-15587	Internal Corrosion Monitoring Phase at DCP Artesia	FP-NMG Transm Specifics-New	368.0	$ -	$ -	$ -	$ -	$ -	$ -	$ -	$ -
2515	T601001443	NEW-15587	Internal Corrosion Monitoring Phase at DCP Artesia	FP-NMG Transm Specifics-New	369.0	$ -	$ -	$ -	$ -	$ -	$ -	$ -	$ -
2516	T624001444	PRE-09789	Amax Potash 8in Mainline Make Piggable	FP-NMG Transm Specific-Replace	367.1	$ -	$ -	$ -	$ -	$ -	$ -	$ -	$ -
2517	T624001444	PRE-09789	Amax Potash 8in Mainline Make Piggable	FP-NMG Transm Specific-Replace	368.0	$ -	$ -	$ -	$ -	$ -	$ -	$ -	$ -
2518	T624001444	PRE-09789	Amax Potash 8in Mainline Make Piggable	FP-NMG Transm Specific-Replace	369.0	$ -	$ -	$ -	$ -	$ -	$ -	$ -	$ -
2519	T601001445	NEW-15588	Internal Corrosion Monitoring at Pot Mesa	FP-NMG Transm Specifics-New	367.1	$ -	$ -	$ -	$ -	$ -	$ -	$ -	$ -
2520	T601001445	NEW-15588	Internal Corrosion Monitoring at Pot Mesa	FP-NMG Transm Specifics-New	368.0	$ -	$ -	$ -	$ -	$ -	$ -	$ -	$ -
2521	T601001445	NEW-15588	Internal Corrosion Monitoring at Pot Mesa	FP-NMG Transm Specifics-New	369.0	$ -	$ -	$ -	$ -	$ -	$ -	$ -	$ -
2522	T680001446	PRE-10011	Kutz Replace 20-in Neway valve	FP-NMG Transm Stations-Replace	368.0	$ -	$ -	$ -	$ -	$ -	$ -	$ -	$ -
2523	T680001446	PRE-10011	Kutz Replace 20-in Neway valve	FP-NMG Transm Stations-Replace	369.0	$ -	$ -	$ -	$ -	$ -	$ -	$ -	$ -

NEW MEXICO GAS COMPANY, INC.

Plant Gross Activity
Base Period - 12 Months Ending March 31, 2023
Future Test Year - 12 Months Ending September 30, 2025

	A	B	C	D	E	F	G	H	I	J	K	L
3	Investment Number	FP Number	Investment Name	FP Type	FERC Account	4/30/2023	5/31/2023	6/30/2023	7/31/2023	8/31/2023	9/30/2023	10/31/2023
2524	T680001447	NEW-15450	NW Odorizer Steel Shade Covering	FP-NMG Transm Stations-New	369.0	$ -	$ -	$ -	$ -	$ -	$ -	$ -
2525	660001448	PRE-09770	NC Santa Fe - San Juan Ranch Road 6-inch Reinforcement	FP-NMG Dist Specific-Replace	376.1	$ -	$ -	$ -	$ -	$ -	$ -	$ -
2526	660001448	PRE-09770	NC Santa Fe - San Juan Ranch Road 6-inch Reinforcement	FP-NMG Dist Specific-Replace	376.2	$ -	$ -	$ -	$ -	$ -	$ -	$ -
2527	660001448	PRE-09770	NC Santa Fe - San Juan Ranch Road 6-inch Reinforcement	FP-NMG Dist Specific-Replace	376.4	$ -	$ -	$ -	$ -	$ -	$ -	$ -
2528	660001448	PRE-09770	NC Santa Fe - San Juan Ranch Road 6-inch Reinforcement	FP-NMG Dist Specific-Replace	380.0	$ -	$ -	$ -	$ -	$ -	$ -	$ -
2529	T601001449	PRE-09906	CP Ground Bed Phase I	FP-NMG Transm Specific-Replace	367.1	$ -	$ -	$ -	$ -	$ -	$ -	$ -
2530	T601001449	PRE-09906	CP Ground Bed Phase I	FP-NMG Transm Specific-Replace	368.0	$ -	$ -	$ -	$ -	$ -	$ -	$ -
2531	T601001449	PRE-09906	CP Ground Bed Phase I	FP-NMG Transm Specific-Replace	369.0	$ -	$ -	$ -	$ -	$ -	$ -	$ -
2532	T601001450	PRE-09910	CP Ground Bed Phase II	FP-NMG Transm Specific-Replace	367.1	$ -	$ -	$ -	$ -	$ -	$ -	$ -
2533	T601001450	PRE-09910	CP Ground Bed Phase II	FP-NMG Transm Specific-Replace	368.0	$ -	$ -	$ -	$ -	$ -	$ -	$ -
2534	T601001450	PRE-09910	CP Ground Bed Phase II	FP-NMG Transm Specific-Replace	369.0	$ -	$ -	$ -	$ -	$ -	$ -	$ -
2535	633001451	TEMP	TOC Odd Size Main Replacement Phase IV	FP-NMG Dist Specific-Replace	376.1	$ -	$ -	$ -	$ -	$ -	$ -	$ -
2536	633001451	TEMP	TOC Odd Size Main Replacement Phase IV	FP-NMG Dist Specific-Replace	376.2	$ -	$ -	$ -	$ -	$ -	$ -	$ -
2537	633001451	TEMP	TOC Odd Size Main Replacement Phase IV	FP-NMG Dist Specific-Replace	376.4	$ -	$ -	$ -	$ -	$ -	$ -	$ -
2538	633001451	TEMP	TOC Odd Size Main Replacement Phase IV	FP-NMG Dist Specific-Replace	380.0	$ -	$ -	$ -	$ -	$ -	$ -	$ -
2539	T680001452	PRE-09957	Material Verification Cutouts - DOE ML Cuba to San Antonio 1	FP-NMG Transm Specific-Replace	367.1	$ -	$ -	$ -	$ -	$ -	$ -	$ -
2540	T680001452	PRE-09957	Material Verification Cutouts - DOE ML Cuba to San Antonio 1	FP-NMG Transm Specific-Replace	368.0	$ -	$ -	$ -	$ -	$ -	$ -	$ -
2541	T680001452	PRE-09957	Material Verification Cutouts - DOE ML Cuba to San Antonio 1	FP-NMG Transm Specific-Replace	369.0	$ -	$ -	$ -	$ -	$ -	$ -	$ -
2542	660001453	PRE-09771	NC Santa Fe - Calle Katrina Main Replacement Phase 2	FP-NMG Dist Specific-Replace	376.1	$ -	$ -	$ -	$ -	$ -	$ -	$ -
2543	660001453	PRE-09771	NC Santa Fe - Calle Katrina Main Replacement Phase 2	FP-NMG Dist Specific-Replace	376.2	$ -	$ -	$ -	$ -	$ -	$ -	$ -
2544	660001453	PRE-09771	NC Santa Fe - Calle Katrina Main Replacement Phase 2	FP-NMG Dist Specific-Replace	376.4	$ -	$ -	$ -	$ -	$ -	$ -	$ -
2545	660001453	PRE-09771	NC Santa Fe - Calle Katrina Main Replacement Phase 2	FP-NMG Dist Specific-Replace	380.0	$ -	$ -	$ -	$ -	$ -	$ -	$ -
2546	660001454	PRE-09812	NC Santa Fe - Calle Katrina Service Replacement Phase 2	FP-NMG Dist Specific-Replace	376.1	$ -	$ -	$ -	$ -	$ -	$ -	$ -
2547	660001454	PRE-09812	NC Santa Fe - Calle Katrina Service Replacement Phase 2	FP-NMG Dist Specific-Replace	376.2	$ -	$ -	$ -	$ -	$ -	$ -	$ -
2548	660001454	PRE-09812	NC Santa Fe - Calle Katrina Service Replacement Phase 2	FP-NMG Dist Specific-Replace	376.4	$ -	$ -	$ -	$ -	$ -	$ -	$ -
2549	660001454	PRE-09812	NC Santa Fe - Calle Katrina Service Replacement Phase 2	FP-NMG Dist Specific-Replace	380.0	$ -	$ -	$ -	$ -	$ -	$ -	$ -
2550	660001455	PRE-09938	NC Santa Fe - Calle Vianson Main Replacement Phase 2	FP-NMG Dist Specific-Replace	376.1	$ -	$ -	$ -	$ -	$ -	$ -	$ -
2551	660001455	PRE-09938	NC Santa Fe - Calle Vianson Main Replacement Phase 2	FP-NMG Dist Specific-Replace	376.2	$ -	$ -	$ -	$ -	$ -	$ -	$ -
2552	660001455	PRE-09938	NC Santa Fe - Calle Vianson Main Replacement Phase 2	FP-NMG Dist Specific-Replace	376.4	$ -	$ -	$ -	$ -	$ -	$ -	$ -
2553	660001455	PRE-09938	NC Santa Fe - Calle Vianson Main Replacement Phase 2	FP-NMG Dist Specific-Replace	380.0	$ -	$ -	$ -	$ -	$ -	$ -	$ -
2554	660001456	PRE-09936	NC Santa Fe - Calle Vianson Service Replacement Phase 2	FP-NMG Dist Specific-Replace	376.1	$ -	$ -	$ -	$ -	$ -	$ -	$ -
2555	660001456	PRE-09936	NC Santa Fe - Calle Vianson Service Replacement Phase 2	FP-NMG Dist Specific-Replace	376.2	$ -	$ -	$ -	$ -	$ -	$ -	$ -
2556	660001456	PRE-09936	NC Santa Fe - Calle Vianson Service Replacement Phase 2	FP-NMG Dist Specific-Replace	376.4	$ -	$ -	$ -	$ -	$ -	$ -	$ -
2557	660001456	PRE-09936	NC Santa Fe - Calle Vianson Service Replacement Phase 2	FP-NMG Dist Specific-Replace	380.0	$ -	$ -	$ -	$ -	$ -	$ -	$ -
2558	T624001457	TEMP	Carlsbad 8in Make Piggable	FP-NMG Transm Specific-Replace	367.1	$ -	$ -	$ -	$ -	$ -	$ -	$ -
2559	T624001457	TEMP	Carlsbad 8in Make Piggable	FP-NMG Transm Specific-Replace	368.0	$ -	$ -	$ -	$ -	$ -	$ -	$ -
2560	T624001457	TEMP	Carlsbad 8in Make Piggable	FP-NMG Transm Specific-Replace	369.0	$ -	$ -	$ -	$ -	$ -	$ -	$ -
2561	601001458	NCP-16174	C55 Enhancements	FP-NMG Intangible	303.3	$ -	$ -	$ -	$ -	$ -	$ -	$ -
2562	660001459	PRE-09935	NC Santa Fe - Siringo Rd, Camino Consuelo & S Siringo Rondo Main Replacement Pha	FP-NMG Dist Specific-Replace	376.1	$ -	$ -	$ -	$ -	$ -	$ -	$ -
2563	660001459	PRE-09935	NC Santa Fe - Siringo Rd, Camino Consuelo & S Siringo Rondo Main Replacement Pha	FP-NMG Dist Specific-Replace	376.2	$ -	$ -	$ -	$ -	$ -	$ -	$ -
2564	660001459	PRE-09935	NC Santa Fe - Siringo Rd, Camino Consuelo & S Siringo Rondo Main Replacement Pha	FP-NMG Dist Specific-Replace	376.4	$ -	$ -	$ -	$ -	$ -	$ -	$ -
2565	660001459	PRE-09935	NC Santa Fe - Siringo Rd, Camino Consuelo & S Siringo Rondo Main Replacement Pha	FP-NMG Dist Specific-Replace	380.0	$ -	$ -	$ -	$ -	$ -	$ -	$ -
2566	660001460	PRE-09934	NC Santa Fe - Siringo Rd, Camino Consuelo & S Siringo Rondo Service Replacement Pl	FP-NMG Dist Specific-Replace	376.1	$ -	$ -	$ -	$ -	$ -	$ -	$ -
2567	660001460	PRE-09934	NC Santa Fe - Siringo Rd, Camino Consuelo & S Siringo Rondo Service Replacement Pl	FP-NMG Dist Specific-Replace	376.2	$ -	$ -	$ -	$ -	$ -	$ -	$ -
2568	660001460	PRE-09934	NC Santa Fe - Siringo Rd, Camino Consuelo & S Siringo Rondo Service Replacement Pl	FP-NMG Dist Specific-Replace	376.4	$ -	$ -	$ -	$ -	$ -	$ -	$ -
2569	660001460	PRE-09934	NC Santa Fe - Siringo Rd, Camino Consuelo & S Siringo Rondo Service Replacement Pl	FP-NMG Dist Specific-Replace	380.0	$ -	$ -	$ -	$ -	$ -	$ -	$ -
2570	T624001461	TEMP	Material Verification Cutouts - Roswell ML 10in South of Hagerman to Orchard Park	FP-NMG Transm Specific-Replace	367.1	$ -	$ -	$ -	$ -	$ -	$ -	$ -
2571	T624001461	TEMP	Material Verification Cutouts - Roswell ML 10in South of Hagerman to Orchard Park	FP-NMG Transm Specific-Replace	368.0	$ -	$ -	$ -	$ -	$ -	$ -	$ -
2572	T624001461	TEMP	Material Verification Cutouts - Roswell ML 10in South of Hagerman to Orchard Park	FP-NMG Transm Specific-Replace	369.0	$ -	$ -	$ -	$ -	$ -	$ -	$ -
2573	T680001462	TEMP	HydroTest - ABQ LP Kutz to Browns Ranch	FP-NMG Transm Specific-Replace	367.1	$ -	$ -	$ -	$ -	$ -	$ -	$ -
2574	T680001462	TEMP	HydroTest - ABQ LP Kutz to Browns Ranch	FP-NMG Transm Specific-Replace	368.0	$ -	$ -	$ -	$ -	$ -	$ -	$ -
2575	T680001462	TEMP	HydroTest - ABQ LP Kutz to Browns Ranch	FP-NMG Transm Specific-Replace	369.0	$ -	$ -	$ -	$ -	$ -	$ -	$ -
2576	T624001463	TEMP	HydroTest Amax 10in ML	0		$ -	$ -	$ -	$ -	$ -	$ -	$ -
2577	T624001464	TEMP	Lovington 6in Make Piggable	FP-NMG Transm Specific-Replace	367.1	$ -	$ -	$ -	$ -	$ -	$ -	$ -
2578	T624001464	TEMP	Lovington 6in Make Piggable	FP-NMG Transm Specific-Replace	368.0	$ -	$ -	$ -	$ -	$ -	$ -	$ -
2579	T624001464	TEMP	Lovington 6in Make Piggable	FP-NMG Transm Specific-Replace	369.0	$ -	$ -	$ -	$ -	$ -	$ -	$ -

NEW MEXICO GAS COMPANY, INC.

Plant Gross Activity
Base Period - 12 Months Ending March 31, 2023
Future Test Year - 12 Months Ending September 30, 2025

	A	B	C	D	E	M	N	O	P	Q	R	S	T
3	Investment Number	FP Number	Investment Name	FP Type	FERC Account	11/30/2023	12/31/2023	1/31/2024	2/29/2024	3/31/2024	4/30/2024	5/31/2024	6/30/2024
2524	T680001447	NEW-15450	NW Odorizer Steel Shade Covering	FP-NMG Transm Stations-New	369.0	$ -	$ -	$ -	$ -	$ -	$ -	$ -	$ -
2525	660001448	PRE-09770	NC Santa Fe - San Juan Ranch Road 6-inch Reinforcement	FP-NMG Dist Specific-Replace	376.1	$ -	$ -	$ -	$ -	$ -	$ -	$ -	$ -
2526	660001448	PRE-09770	NC Santa Fe - San Juan Ranch Road 6-inch Reinforcement	FP-NMG Dist Specific-Replace	376.2	$ -	$ -	$ -	$ -	$ -	$ -	$ -	$ -
2527	660001448	PRE-09770	NC Santa Fe - San Juan Ranch Road 6-inch Reinforcement	FP-NMG Dist Specific-Replace	376.4	$ -	$ -	$ -	$ -	$ -	$ -	$ -	$ -
2528	660001448	PRE-09770	NC Santa Fe - San Juan Ranch Road 6-inch Reinforcement	FP-NMG Dist Specific-Replace	380.0	$ -	$ -	$ -	$ -	$ -	$ -	$ -	$ -
2529	T601001449	PRE-09906	CP Ground Bed Phase I	FP-NMG Transm Specific-Replace	367.1	$ -	$ 356,405	$ -	$ -	$ -	$ -	$ -	$ -
2530	T601001449	PRE-09906	CP Ground Bed Phase I	FP-NMG Transm Specific-Replace	368.0	$ -	$ 50,915	$ -	$ -	$ -	$ -	$ -	$ -
2531	T601001449	PRE-09906	CP Ground Bed Phase I	FP-NMG Transm Specific-Replace	369.0	$ -	$ 101,830	$ -	$ -	$ -	$ -	$ -	$ -
2532	T601001450	PRE-09910	CP Ground Bed Phase II	FP-NMG Transm Specific-Replace	367.1	$ -	$ -	$ -	$ -	$ -	$ -	$ -	$ -
2533	T601001450	PRE-09910	CP Ground Bed Phase II	FP-NMG Transm Specific-Replace	368.0	$ -	$ -	$ -	$ -	$ -	$ -	$ -	$ -
2534	T601001450	PRE-09910	CP Ground Bed Phase II	FP-NMG Transm Specific-Replace	369.0	$ -	$ -	$ -	$ -	$ -	$ -	$ -	$ -
2535	633001451	TEMP	TOC Odd Size Main Replacement Phase IV	FP-NMG Dist Specific-Replace	376.1	$ -	$ -	$ -	$ -	$ -	$ -	$ -	$ -
2536	633001451	TEMP	TOC Odd Size Main Replacement Phase IV	FP-NMG Dist Specific-Replace	376.2	$ -	$ -	$ -	$ -	$ -	$ -	$ -	$ -
2537	633001451	TEMP	TOC Odd Size Main Replacement Phase IV	FP-NMG Dist Specific-Replace	376.4	$ -	$ -	$ -	$ -	$ -	$ -	$ -	$ -
2538	633001451	TEMP	TOC Odd Size Main Replacement Phase IV	FP-NMG Dist Specific-Replace	380.0	$ -	$ -	$ -	$ -	$ -	$ -	$ -	$ -
2539	T680001452	PRE-09957	Material Verification Cutouts - DOE ML Cuba to San Antonio 1	FP-NMG Transm Specific-Replace	367.1	$ -	$ -	$ -	$ -	$ -	$ -	$ -	$ -
2540	T680001452	PRE-09957	Material Verification Cutouts - DOE ML Cuba to San Antonio 1	FP-NMG Transm Specific-Replace	368.0	$ -	$ -	$ -	$ -	$ -	$ -	$ -	$ -
2541	T680001452	PRE-09957	Material Verification Cutouts - DOE ML Cuba to San Antonio 1	FP-NMG Transm Specific-Replace	369.0	$ -	$ -	$ -	$ -	$ -	$ -	$ -	$ -
2542	660001453	PRE-09771	NC Santa Fe - Calle Katrina Main Replacement Phase 2	FP-NMG Dist Specific-Replace	376.1	$ -	$ -	$ -	$ -	$ -	$ -	$ -	$ -
2543	660001453	PRE-09771	NC Santa Fe - Calle Katrina Main Replacement Phase 2	FP-NMG Dist Specific-Replace	376.2	$ -	$ -	$ -	$ -	$ -	$ -	$ -	$ -
2544	660001453	PRE-09771	NC Santa Fe - Calle Katrina Main Replacement Phase 2	FP-NMG Dist Specific-Replace	376.4	$ -	$ -	$ -	$ -	$ -	$ -	$ -	$ -
2545	660001453	PRE-09771	NC Santa Fe - Calle Katrina Main Replacement Phase 2	FP-NMG Dist Specific-Replace	380.0	$ -	$ -	$ -	$ -	$ -	$ -	$ -	$ -
2546	660001454	PRE-09812	NC Santa Fe - Calle Katrina Service Replacement Phase 2	FP-NMG Dist Specific-Replace	376.1	$ -	$ -	$ -	$ -	$ -	$ -	$ -	$ -
2547	660001454	PRE-09812	NC Santa Fe - Calle Katrina Service Replacement Phase 2	FP-NMG Dist Specific-Replace	376.2	$ -	$ -	$ -	$ -	$ -	$ -	$ -	$ -
2548	660001454	PRE-09812	NC Santa Fe - Calle Katrina Service Replacement Phase 2	FP-NMG Dist Specific-Replace	376.4	$ -	$ -	$ -	$ -	$ -	$ -	$ -	$ -
2549	660001454	PRE-09812	NC Santa Fe - Calle Katrina Service Replacement Phase 2	FP-NMG Dist Specific-Replace	380.0	$ -	$ -	$ -	$ -	$ -	$ -	$ -	$ -
2550	660001455	PRE-09938	NC Santa Fe - Calle Vianson Main Replacement Phase 2	FP-NMG Dist Specific-Replace	376.1	$ -	$ -	$ -	$ -	$ -	$ -	$ -	$ -
2551	660001455	PRE-09938	NC Santa Fe - Calle Vianson Main Replacement Phase 2	FP-NMG Dist Specific-Replace	376.2	$ -	$ -	$ -	$ -	$ -	$ -	$ -	$ -
2552	660001455	PRE-09938	NC Santa Fe - Calle Vianson Main Replacement Phase 2	FP-NMG Dist Specific-Replace	376.4	$ -	$ -	$ -	$ -	$ -	$ -	$ -	$ -
2553	660001455	PRE-09938	NC Santa Fe - Calle Vianson Main Replacement Phase 2	FP-NMG Dist Specific-Replace	380.0	$ -	$ -	$ -	$ -	$ -	$ -	$ -	$ -
2554	660001456	PRE-09936	NC Santa Fe - Calle Vianson Service Replacement Phase 2	FP-NMG Dist Specific-Replace	376.1	$ -	$ -	$ -	$ -	$ -	$ -	$ -	$ -
2555	660001456	PRE-09936	NC Santa Fe - Calle Vianson Service Replacement Phase 2	FP-NMG Dist Specific-Replace	376.2	$ -	$ -	$ -	$ -	$ -	$ -	$ -	$ -
2556	660001456	PRE-09936	NC Santa Fe - Calle Vianson Service Replacement Phase 2	FP-NMG Dist Specific-Replace	376.4	$ -	$ -	$ -	$ -	$ -	$ -	$ -	$ -
2557	660001456	PRE-09936	NC Santa Fe - Calle Vianson Service Replacement Phase 2	FP-NMG Dist Specific-Replace	380.0	$ -	$ -	$ -	$ -	$ -	$ -	$ -	$ -
2558	T624001457	TEMP	Carlsbad 8in Make Piggable	FP-NMG Transm Specific-Replace	367.1	$ -	$ -	$ -	$ -	$ -	$ -	$ -	$ -
2559	T624001457	TEMP	Carlsbad 8in Make Piggable	FP-NMG Transm Specific-Replace	368.0	$ -	$ -	$ -	$ -	$ -	$ -	$ -	$ -
2560	T624001457	TEMP	Carlsbad 8in Make Piggable	FP-NMG Transm Specific-Replace	369.0	$ -	$ -	$ -	$ -	$ -	$ -	$ -	$ -
2561	601001458	NCP-16174	C55 Enhancements	FP-NMG Intangible	303.3	$ -	$ -	$ -	$ -	$ -	$ -	$ -	$ -
2562	660001459	PRE-09935	NC Santa Fe - Siringo Rd, Camino Consuelo & S Siringo Rondo Main Replacement Pha	FP-NMG Dist Specific-Replace	376.1	$ -	$ -	$ -	$ -	$ -	$ -	$ -	$ -
2563	660001459	PRE-09935	NC Santa Fe - Siringo Rd, Camino Consuelo & S Siringo Rondo Main Replacement Pha	FP-NMG Dist Specific-Replace	376.2	$ -	$ -	$ -	$ -	$ -	$ -	$ -	$ -
2564	660001459	PRE-09935	NC Santa Fe - Siringo Rd, Camino Consuelo & S Siringo Rondo Main Replacement Pha	FP-NMG Dist Specific-Replace	376.4	$ -	$ -	$ -	$ -	$ -	$ -	$ -	$ -
2565	660001459	PRE-09935	NC Santa Fe - Siringo Rd, Camino Consuelo & S Siringo Rondo Main Replacement Pha	FP-NMG Dist Specific-Replace	380.0	$ -	$ -	$ -	$ -	$ -	$ -	$ -	$ -
2566	660001460	PRE-09934	NC Santa Fe - Siringo Rd, Camino Consuelo & S Siringo Rondo Service Replacement Pl	FP-NMG Dist Specific-Replace	376.1	$ -	$ -	$ -	$ -	$ -	$ -	$ -	$ -
2567	660001460	PRE-09934	NC Santa Fe - Siringo Rd, Camino Consuelo & S Siringo Rondo Service Replacement Pl	FP-NMG Dist Specific-Replace	376.2	$ -	$ -	$ -	$ -	$ -	$ -	$ -	$ -
2568	660001460	PRE-09934	NC Santa Fe - Siringo Rd, Camino Consuelo & S Siringo Rondo Service Replacement Pl	FP-NMG Dist Specific-Replace	376.4	$ -	$ -	$ -	$ -	$ -	$ -	$ -	$ -
2569	660001460	PRE-09934	NC Santa Fe - Siringo Rd, Camino Consuelo & S Siringo Rondo Service Replacement Pl	FP-NMG Dist Specific-Replace	380.0	$ -	$ -	$ -	$ -	$ -	$ -	$ -	$ -
2570	T624001461	TEMP	Material Verification Cutouts - Roswell ML 10in South of Hagerman to Orchard Park	FP-NMG Transm Specific-Replace	367.1	$ -	$ -	$ -	$ -	$ -	$ -	$ -	$ -
2571	T624001461	TEMP	Material Verification Cutouts - Roswell ML 10in South of Hagerman to Orchard Park	FP-NMG Transm Specific-Replace	368.0	$ -	$ -	$ -	$ -	$ -	$ -	$ -	$ -
2572	T624001461	TEMP	Material Verification Cutouts - Roswell ML 10in South of Hagerman to Orchard Park	FP-NMG Transm Specific-Replace	369.0	$ -	$ -	$ -	$ -	$ -	$ -	$ -	$ -
2573	T680001462	TEMP	HydroTest - ABQ LP Kutz to Browns Ranch	FP-NMG Transm Specific-Replace	367.1	$ -	$ -	$ -	$ -	$ -	$ -	$ -	$ -
2574	T680001462	TEMP	HydroTest - ABQ LP Kutz to Browns Ranch	FP-NMG Transm Specific-Replace	368.0	$ -	$ -	$ -	$ -	$ -	$ -	$ -	$ -
2575	T680001462	TEMP	HydroTest - ABQ LP Kutz to Browns Ranch	FP-NMG Transm Specific-Replace	369.0	$ -	$ -	$ -	$ -	$ -	$ -	$ -	$ -
2576	T624001463	TEMP	HydroTest Amax 10in ML	0		$ -	$ -	$ -	$ -	$ -	$ -	$ -	$ -
2577	T624001464	TEMP	Lovington 6in Make Piggable	FP-NMG Transm Specific-Replace	367.1	$ -	$ -	$ -	$ -	$ -	$ -	$ -	$ -
2578	T624001464	TEMP	Lovington 6in Make Piggable	FP-NMG Transm Specific-Replace	368.0	$ -	$ -	$ -	$ -	$ -	$ -	$ -	$ -
2579	T624001464	TEMP	Lovington 6in Make Piggable	FP-NMG Transm Specific-Replace	369.0	$ -	$ -	$ -	$ -	$ -	$ -	$ -	$ -

NEW MEXICO GAS COMPANY, INC.

Plant Gross Activity
Base Period - 12 Months Ending March 31, 2023
Future Test Year - 12 Months Ending September 30, 2025

	A	B	C	D	E	U	V	W	X	Y	Z	AA
3	Investment Number	FP Number	Investment Name	FP Type	FERC Account	7/31/2024	8/31/2024	9/30/2024	10/31/2024	11/30/2024	12/31/2024	1/31/2025
2524	T680001447	NEW-15450	NW Odorizer Steel Shade Covering	FP-NMG Transm Stations-New	369.0	$ -	$ -	$ -	$ -	$ -	$ -	$ -
2525	660001448	PRE-09770	NC Santa Fe - San Juan Ranch Road 6-inch Reinforcement	FP-NMG Dist Specific-Replace	376.1	$ -	$ -	$ -	$ -	$ -	$ -	$ -
2526	660001448	PRE-09770	NC Santa Fe - San Juan Ranch Road 6-inch Reinforcement	FP-NMG Dist Specific-Replace	376.2	$ -	$ -	$ -	$ -	$ -	$ -	$ -
2527	660001448	PRE-09770	NC Santa Fe - San Juan Ranch Road 6-inch Reinforcement	FP-NMG Dist Specific-Replace	376.4	$ -	$ -	$ -	$ -	$ -	$ -	$ -
2528	660001448	PRE-09770	NC Santa Fe - San Juan Ranch Road 6-inch Reinforcement	FP-NMG Dist Specific-Replace	380.0	$ -	$ -	$ -	$ -	$ -	$ -	$ -
2529	T601001449	PRE-09906	CP Ground Bed Phase I	FP-NMG Transm Specific-Replace	367.1	$ -	$ -	$ -	$ -	$ -	$ -	$ -
2530	T601001449	PRE-09906	CP Ground Bed Phase I	FP-NMG Transm Specific-Replace	368.0	$ -	$ -	$ -	$ -	$ -	$ -	$ -
2531	T601001449	PRE-09906	CP Ground Bed Phase I	FP-NMG Transm Specific-Replace	369.0	$ -	$ -	$ -	$ -	$ -	$ -	$ -
2532	T601001450	PRE-09910	CP Ground Bed Phase II	FP-NMG Transm Specific-Replace	367.1	$ -	$ -	$ -	$ -	$ -	$ -	$ 405,940
2533	T601001450	PRE-09910	CP Ground Bed Phase II	FP-NMG Transm Specific-Replace	368.0	$ -	$ -	$ -	$ -	$ -	$ -	$ 57,991
2534	T601001450	PRE-09910	CP Ground Bed Phase II	FP-NMG Transm Specific-Replace	369.0	$ -	$ -	$ -	$ -	$ -	$ -	$ 115,983
2535	633001451	TEMP	TOC Odd Size Main Replacement Phase IV	FP-NMG Dist Specific-Replace	376.1	$ -	$ -	$ -	$ -	$ -	$ -	$ -
2536	633001451	TEMP	TOC Odd Size Main Replacement Phase IV	FP-NMG Dist Specific-Replace	376.2	$ -	$ -	$ -	$ -	$ -	$ -	$ -
2537	633001451	TEMP	TOC Odd Size Main Replacement Phase IV	FP-NMG Dist Specific-Replace	376.4	$ -	$ -	$ -	$ -	$ -	$ -	$ -
2538	633001451	TEMP	TOC Odd Size Main Replacement Phase IV	FP-NMG Dist Specific-Replace	380.0	$ -	$ -	$ -	$ -	$ -	$ -	$ -
2539	T680001452	PRE-09957	Material Verification Cutouts - DOE ML Cuba to San Antonio 1	FP-NMG Transm Specific-Replace	367.1	$ -	$ -	$ -	$ -	$ -	$ -	$ -
2540	T680001452	PRE-09957	Material Verification Cutouts - DOE ML Cuba to San Antonio 1	FP-NMG Transm Specific-Replace	368.0	$ -	$ -	$ -	$ -	$ -	$ -	$ -
2541	T680001452	PRE-09957	Material Verification Cutouts - DOE ML Cuba to San Antonio 1	FP-NMG Transm Specific-Replace	369.0	$ -	$ -	$ -	$ -	$ -	$ -	$ -
2542	660001453	PRE-09771	NC Santa Fe - Calle Katrina Main Replacement Phase 2	FP-NMG Dist Specific-Replace	376.1	$ -	$ -	$ -	$ -	$ -	$ -	$ -
2543	660001453	PRE-09771	NC Santa Fe - Calle Katrina Main Replacement Phase 2	FP-NMG Dist Specific-Replace	376.2	$ -	$ -	$ -	$ -	$ -	$ -	$ -
2544	660001453	PRE-09771	NC Santa Fe - Calle Katrina Main Replacement Phase 2	FP-NMG Dist Specific-Replace	376.4	$ -	$ -	$ -	$ -	$ -	$ -	$ -
2545	660001453	PRE-09771	NC Santa Fe - Calle Katrina Main Replacement Phase 2	FP-NMG Dist Specific-Replace	380.0	$ -	$ -	$ -	$ -	$ -	$ -	$ -
2546	660001454	PRE-09812	NC Santa Fe - Calle Katrina Service Replacement Phase 2	FP-NMG Dist Specific-Replace	376.1	$ -	$ -	$ -	$ -	$ -	$ -	$ -
2547	660001454	PRE-09812	NC Santa Fe - Calle Katrina Service Replacement Phase 2	FP-NMG Dist Specific-Replace	376.2	$ -	$ -	$ -	$ -	$ -	$ -	$ -
2548	660001454	PRE-09812	NC Santa Fe - Calle Katrina Service Replacement Phase 2	FP-NMG Dist Specific-Replace	376.4	$ -	$ -	$ -	$ -	$ -	$ -	$ -
2549	660001454	PRE-09812	NC Santa Fe - Calle Katrina Service Replacement Phase 2	FP-NMG Dist Specific-Replace	380.0	$ -	$ -	$ -	$ -	$ -	$ -	$ -
2550	660001455	PRE-09938	NC Santa Fe - Calle Vianson Main Replacement Phase 2	FP-NMG Dist Specific-Replace	376.1	$ -	$ -	$ -	$ -	$ -	$ -	$ -
2551	660001455	PRE-09938	NC Santa Fe - Calle Vianson Main Replacement Phase 2	FP-NMG Dist Specific-Replace	376.2	$ -	$ -	$ -	$ -	$ -	$ -	$ -
2552	660001455	PRE-09938	NC Santa Fe - Calle Vianson Main Replacement Phase 2	FP-NMG Dist Specific-Replace	376.4	$ -	$ -	$ -	$ -	$ -	$ -	$ -
2553	660001455	PRE-09938	NC Santa Fe - Calle Vianson Main Replacement Phase 2	FP-NMG Dist Specific-Replace	380.0	$ -	$ -	$ -	$ -	$ -	$ -	$ -
2554	660001456	PRE-09936	NC Santa Fe - Calle Vianson Service Replacement Phase 2	FP-NMG Dist Specific-Replace	376.1	$ -	$ -	$ -	$ -	$ -	$ -	$ -
2555	660001456	PRE-09936	NC Santa Fe - Calle Vianson Service Replacement Phase 2	FP-NMG Dist Specific-Replace	376.2	$ -	$ -	$ -	$ -	$ -	$ -	$ -
2556	660001456	PRE-09936	NC Santa Fe - Calle Vianson Service Replacement Phase 2	FP-NMG Dist Specific-Replace	376.4	$ -	$ -	$ -	$ -	$ -	$ -	$ -
2557	660001456	PRE-09936	NC Santa Fe - Calle Vianson Service Replacement Phase 2	FP-NMG Dist Specific-Replace	380.0	$ -	$ -	$ -	$ -	$ -	$ -	$ -
2558	T624001457	TEMP	Carlsbad 8in Make Piggable	FP-NMG Transm Specific-Replace	367.1	$ -	$ -	$ -	$ -	$ -	$ -	$ -
2559	T624001457	TEMP	Carlsbad 8in Make Piggable	FP-NMG Transm Specific-Replace	368.0	$ -	$ -	$ -	$ -	$ -	$ -	$ -
2560	T624001457	TEMP	Carlsbad 8in Make Piggable	FP-NMG Transm Specific-Replace	369.0	$ -	$ -	$ -	$ -	$ -	$ -	$ -
2561	601001458	NCP-16174	C55 Enhancements	FP-NMG Intangible	303.3	$ -	$ -	$ -	$ -	$ -	$ -	$ -
2562	660001459	PRE-09935	NC Santa Fe - Siringo Rd, Camino Consuelo & S Siringo Rondo Main Replacement Pha	FP-NMG Dist Specific-Replace	376.1	$ -	$ -	$ -	$ -	$ -	$ -	$ -
2563	660001459	PRE-09935	NC Santa Fe - Siringo Rd, Camino Consuelo & S Siringo Rondo Main Replacement Pha	FP-NMG Dist Specific-Replace	376.2	$ -	$ -	$ -	$ -	$ -	$ -	$ -
2564	660001459	PRE-09935	NC Santa Fe - Siringo Rd, Camino Consuelo & S Siringo Rondo Main Replacement Pha	FP-NMG Dist Specific-Replace	376.4	$ -	$ -	$ -	$ -	$ -	$ -	$ -
2565	660001459	PRE-09935	NC Santa Fe - Siringo Rd, Camino Consuelo & S Siringo Rondo Main Replacement Pha	FP-NMG Dist Specific-Replace	380.0	$ -	$ -	$ -	$ -	$ -	$ -	$ -
2566	660001460	PRE-09934	NC Santa Fe - Siringo Rd, Camino Consuelo & S Siringo Rondo Service Replacement Pl	FP-NMG Dist Specific-Replace	376.1	$ -	$ -	$ -	$ -	$ -	$ -	$ -
2567	660001460	PRE-09934	NC Santa Fe - Siringo Rd, Camino Consuelo & S Siringo Rondo Service Replacement Pl	FP-NMG Dist Specific-Replace	376.2	$ -	$ -	$ -	$ -	$ -	$ -	$ -
2568	660001460	PRE-09934	NC Santa Fe - Siringo Rd, Camino Consuelo & S Siringo Rondo Service Replacement Pl	FP-NMG Dist Specific-Replace	376.4	$ -	$ -	$ -	$ -	$ -	$ -	$ -
2569	660001460	PRE-09934	NC Santa Fe - Siringo Rd, Camino Consuelo & S Siringo Rondo Service Replacement Pl	FP-NMG Dist Specific-Replace	380.0	$ -	$ -	$ -	$ -	$ -	$ -	$ -
2570	T624001461	TEMP	Material Verification Cutouts - Roswell ML 10in South of Hagerman to Orchard Park	FP-NMG Transm Specific-Replace	367.1	$ -	$ -	$ -	$ -	$ -	$ -	$ -
2571	T624001461	TEMP	Material Verification Cutouts - Roswell ML 10in South of Hagerman to Orchard Park	FP-NMG Transm Specific-Replace	368.0	$ -	$ -	$ -	$ -	$ -	$ -	$ -
2572	T624001461	TEMP	Material Verification Cutouts - Roswell ML 10in South of Hagerman to Orchard Park	FP-NMG Transm Specific-Replace	369.0	$ -	$ -	$ -	$ -	$ -	$ -	$ -
2573	T680001462	TEMP	HydroTest - ABQ LP Kutz to Browns Ranch	FP-NMG Transm Specific-Replace	367.1	$ -	$ -	$ -	$ -	$ -	$ -	$ -
2574	T680001462	TEMP	HydroTest - ABQ LP Kutz to Browns Ranch	FP-NMG Transm Specific-Replace	368.0	$ -	$ -	$ -	$ -	$ -	$ -	$ -
2575	T680001462	TEMP	HydroTest - ABQ LP Kutz to Browns Ranch	FP-NMG Transm Specific-Replace	369.0	$ -	$ -	$ -	$ -	$ -	$ -	$ -
2576	T624001463	TEMP	HydroTest Amax 10in ML	0		$ -	$ -	$ -	$ -	$ -	$ -	$ -
2577	T624001464	TEMP	Lovington 6in Make Piggable	FP-NMG Transm Specific-Replace	367.1	$ -	$ -	$ -	$ -	$ -	$ -	$ -
2578	T624001464	TEMP	Lovington 6in Make Piggable	FP-NMG Transm Specific-Replace	368.0	$ -	$ -	$ -	$ -	$ -	$ -	$ -
2579	T624001464	TEMP	Lovington 6in Make Piggable	FP-NMG Transm Specific-Replace	369.0	$ -	$ -	$ -	$ -	$ -	$ -	$ -

NEW MEXICO GAS COMPANY, INC.

Plant Gross Activity
Base Period - 12 Months Ending March 31, 2023
Future Test Year - 12 Months Ending September 30, 2025

	A	B	C	D	E	AB	AC	AD	AE	AF	AG	AH	AI
3	Investment Number	FP Number	Investment Name	FP Type	FERC Account	2/28/2025	3/31/2025	4/30/2025	5/31/2025	6/30/2025	7/31/2025	8/31/2025	9/30/2025
2524	T680001447	NEW-15450	NW Odorizer Steel Shade Covering	FP-NMG Transm Stations-New	369.0	$ -	$ -	$ -	$ -	$ -	$ -	$ -	$ -
2525	660001448	PRE-09770	NC Santa Fe - San Juan Ranch Road 6-inch Reinforcement	FP-NMG Dist Specific-Replace	376.1	$ -	$ -	$ -	$ -	$ -	$ -	$ -	$ -
2526	660001448	PRE-09770	NC Santa Fe - San Juan Ranch Road 6-inch Reinforcement	FP-NMG Dist Specific-Replace	376.2	$ -	$ -	$ -	$ -	$ -	$ -	$ -	$ -
2527	660001448	PRE-09770	NC Santa Fe - San Juan Ranch Road 6-inch Reinforcement	FP-NMG Dist Specific-Replace	376.4	$ -	$ -	$ -	$ -	$ -	$ -	$ -	$ -
2528	660001448	PRE-09770	NC Santa Fe - San Juan Ranch Road 6-inch Reinforcement	FP-NMG Dist Specific-Replace	380.0	$ -	$ -	$ -	$ -	$ -	$ -	$ -	$ -
2529	T601001449	PRE-09906	CP Ground Bed Phase I	FP-NMG Transm Specific-Replace	367.1	$ -	$ -	$ -	$ -	$ -	$ -	$ -	$ -
2530	T601001449	PRE-09906	CP Ground Bed Phase I	FP-NMG Transm Specific-Replace	368.0	$ -	$ -	$ -	$ -	$ -	$ -	$ -	$ -
2531	T601001449	PRE-09906	CP Ground Bed Phase I	FP-NMG Transm Specific-Replace	369.0	$ -	$ -	$ -	$ -	$ -	$ -	$ -	$ -
2532	T601001450	PRE-09910	CP Ground Bed Phase II	FP-NMG Transm Specific-Replace	367.1	$ -	$ -	$ -	$ -	$ -	$ -	$ -	$ -
2533	T601001450	PRE-09910	CP Ground Bed Phase II	FP-NMG Transm Specific-Replace	368.0	$ -	$ -	$ -	$ -	$ -	$ -	$ -	$ -
2534	T601001450	PRE-09910	CP Ground Bed Phase II	FP-NMG Transm Specific-Replace	369.0	$ -	$ -	$ -	$ -	$ -	$ -	$ -	$ -
2535	633001451	TEMP	TOC Odd Size Main Replacement Phase IV	FP-NMG Dist Specific-Replace	376.1	$ -	$ -	$ -	$ -	$ -	$ -	$ -	$ -
2536	633001451	TEMP	TOC Odd Size Main Replacement Phase IV	FP-NMG Dist Specific-Replace	376.2	$ -	$ -	$ -	$ -	$ -	$ -	$ -	$ -
2537	633001451	TEMP	TOC Odd Size Main Replacement Phase IV	FP-NMG Dist Specific-Replace	376.4	$ -	$ -	$ -	$ -	$ -	$ -	$ -	$ -
2538	633001451	TEMP	TOC Odd Size Main Replacement Phase IV	FP-NMG Dist Specific-Replace	380.0	$ -	$ -	$ -	$ -	$ -	$ -	$ -	$ -
2539	T680001452	PRE-09957	Material Verification Cutouts - DOE ML Cuba to San Antonio 1	FP-NMG Transm Specific-Replace	367.1	$ -	$ -	$ -	$ -	$ -	$ -	$ -	$ -
2540	T680001452	PRE-09957	Material Verification Cutouts - DOE ML Cuba to San Antonio 1	FP-NMG Transm Specific-Replace	368.0	$ -	$ -	$ -	$ -	$ -	$ -	$ -	$ -
2541	T680001452	PRE-09957	Material Verification Cutouts - DOE ML Cuba to San Antonio 1	FP-NMG Transm Specific-Replace	369.0	$ -	$ -	$ -	$ -	$ -	$ -	$ -	$ -
2542	660001453	PRE-09771	NC Santa Fe - Calle Katrina Main Replacement Phase 2	FP-NMG Dist Specific-Replace	376.1	$ -	$ -	$ -	$ -	$ -	$ -	$ -	$ -
2543	660001453	PRE-09771	NC Santa Fe - Calle Katrina Main Replacement Phase 2	FP-NMG Dist Specific-Replace	376.2	$ -	$ -	$ -	$ -	$ -	$ -	$ -	$ -
2544	660001453	PRE-09771	NC Santa Fe - Calle Katrina Main Replacement Phase 2	FP-NMG Dist Specific-Replace	376.4	$ -	$ -	$ -	$ -	$ -	$ -	$ -	$ -
2545	660001453	PRE-09771	NC Santa Fe - Calle Katrina Main Replacement Phase 2	FP-NMG Dist Specific-Replace	380.0	$ -	$ -	$ -	$ -	$ -	$ -	$ -	$ -
2546	660001454	PRE-09812	NC Santa Fe - Calle Katrina Service Replacement Phase 2	FP-NMG Dist Specific-Replace	376.1	$ -	$ -	$ -	$ -	$ -	$ -	$ -	$ -
2547	660001454	PRE-09812	NC Santa Fe - Calle Katrina Service Replacement Phase 2	FP-NMG Dist Specific-Replace	376.2	$ -	$ -	$ -	$ -	$ -	$ -	$ -	$ -
2548	660001454	PRE-09812	NC Santa Fe - Calle Katrina Service Replacement Phase 2	FP-NMG Dist Specific-Replace	376.4	$ -	$ -	$ -	$ -	$ -	$ -	$ -	$ -
2549	660001454	PRE-09812	NC Santa Fe - Calle Katrina Service Replacement Phase 2	FP-NMG Dist Specific-Replace	380.0	$ -	$ -	$ -	$ -	$ -	$ -	$ -	$ -
2550	660001455	PRE-09938	NC Santa Fe - Calle Vianson Main Replacement Phase 2	FP-NMG Dist Specific-Replace	376.1	$ -	$ -	$ -	$ -	$ -	$ -	$ -	$ -
2551	660001455	PRE-09938	NC Santa Fe - Calle Vianson Main Replacement Phase 2	FP-NMG Dist Specific-Replace	376.2	$ -	$ -	$ -	$ -	$ -	$ -	$ -	$ -
2552	660001455	PRE-09938	NC Santa Fe - Calle Vianson Main Replacement Phase 2	FP-NMG Dist Specific-Replace	376.4	$ -	$ -	$ -	$ -	$ -	$ -	$ -	$ -
2553	660001455	PRE-09938	NC Santa Fe - Calle Vianson Main Replacement Phase 2	FP-NMG Dist Specific-Replace	380.0	$ -	$ -	$ -	$ -	$ -	$ -	$ -	$ -
2554	660001456	PRE-09936	NC Santa Fe - Calle Vianson Service Replacement Phase 2	FP-NMG Dist Specific-Replace	376.1	$ -	$ -	$ -	$ -	$ -	$ -	$ -	$ -
2555	660001456	PRE-09936	NC Santa Fe - Calle Vianson Service Replacement Phase 2	FP-NMG Dist Specific-Replace	376.2	$ -	$ -	$ -	$ -	$ -	$ -	$ -	$ -
2556	660001456	PRE-09936	NC Santa Fe - Calle Vianson Service Replacement Phase 2	FP-NMG Dist Specific-Replace	376.4	$ -	$ -	$ -	$ -	$ -	$ -	$ -	$ -
2557	660001456	PRE-09936	NC Santa Fe - Calle Vianson Service Replacement Phase 2	FP-NMG Dist Specific-Replace	380.0	$ -	$ -	$ -	$ -	$ -	$ -	$ -	$ -
2558	T624001457	TEMP	Carlsbad 8in Make Piggable	FP-NMG Transm Specific-Replace	367.1	$ -	$ -	$ -	$ -	$ -	$ -	$ -	$ -
2559	T624001457	TEMP	Carlsbad 8in Make Piggable	FP-NMG Transm Specific-Replace	368.0	$ -	$ -	$ -	$ -	$ -	$ -	$ -	$ -
2560	T624001457	TEMP	Carlsbad 8in Make Piggable	FP-NMG Transm Specific-Replace	369.0	$ -	$ -	$ -	$ -	$ -	$ -	$ -	$ -
2561	601001458	NCP-16174	C55 Enhancements	FP-NMG Intangible	303.3	$ -	$ -	$ -	$ -	$ -	$ -	$ -	$ -
2562	660001459	PRE-09935	NC Santa Fe - Siringo Rd, Camino Consuelo & S Siringo Rondo Main Replacement Pha	FP-NMG Dist Specific-Replace	376.1	$ -	$ -	$ -	$ -	$ -	$ -	$ -	$ -
2563	660001459	PRE-09935	NC Santa Fe - Siringo Rd, Camino Consuelo & S Siringo Rondo Main Replacement Pha	FP-NMG Dist Specific-Replace	376.2	$ -	$ -	$ -	$ -	$ -	$ -	$ -	$ -
2564	660001459	PRE-09935	NC Santa Fe - Siringo Rd, Camino Consuelo & S Siringo Rondo Main Replacement Pha	FP-NMG Dist Specific-Replace	376.4	$ -	$ -	$ -	$ -	$ -	$ -	$ -	$ -
2565	660001459	PRE-09935	NC Santa Fe - Siringo Rd, Camino Consuelo & S Siringo Rondo Main Replacement Pha	FP-NMG Dist Specific-Replace	380.0	$ -	$ -	$ -	$ -	$ -	$ -	$ -	$ -
2566	660001460	PRE-09934	NC Santa Fe - Siringo Rd, Camino Consuelo & S Siringo Rondo Service Replacement Pl	FP-NMG Dist Specific-Replace	376.1	$ -	$ -	$ -	$ -	$ -	$ -	$ -	$ -
2567	660001460	PRE-09934	NC Santa Fe - Siringo Rd, Camino Consuelo & S Siringo Rondo Service Replacement Pl	FP-NMG Dist Specific-Replace	376.2	$ -	$ -	$ -	$ -	$ -	$ -	$ -	$ -
2568	660001460	PRE-09934	NC Santa Fe - Siringo Rd, Camino Consuelo & S Siringo Rondo Service Replacement Pl	FP-NMG Dist Specific-Replace	376.4	$ -	$ -	$ -	$ -	$ -	$ -	$ -	$ -
2569	660001460	PRE-09934	NC Santa Fe - Siringo Rd, Camino Consuelo & S Siringo Rondo Service Replacement Pl	FP-NMG Dist Specific-Replace	380.0	$ -	$ -	$ -	$ -	$ -	$ -	$ -	$ -
2570	T624001461	TEMP	Material Verification Cutouts - Roswell ML 10in South of Hagerman to Orchard Park	FP-NMG Transm Specific-Replace	367.1	$ -	$ -	$ -	$ -	$ -	$ -	$ -	$ -
2571	T624001461	TEMP	Material Verification Cutouts - Roswell ML 10in South of Hagerman to Orchard Park	FP-NMG Transm Specific-Replace	368.0	$ -	$ -	$ -	$ -	$ -	$ -	$ -	$ -
2572	T624001461	TEMP	Material Verification Cutouts - Roswell ML 10in South of Hagerman to Orchard Park	FP-NMG Transm Specific-Replace	369.0	$ -	$ -	$ -	$ -	$ -	$ -	$ -	$ -
2573	T680001462	TEMP	HydroTest - ABQ LP Kutz to Browns Ranch	FP-NMG Transm Specific-Replace	367.1	$ -	$ -	$ -	$ -	$ -	$ -	$ -	$ -
2574	T680001462	TEMP	HydroTest - ABQ LP Kutz to Browns Ranch	FP-NMG Transm Specific-Replace	368.0	$ -	$ -	$ -	$ -	$ -	$ -	$ -	$ -
2575	T680001462	TEMP	HydroTest - ABQ LP Kutz to Browns Ranch	FP-NMG Transm Specific-Replace	369.0	$ -	$ -	$ -	$ -	$ -	$ -	$ -	$ -
2576	T624001463	TEMP	HydroTest Amax 10in ML	0		$ -	$ -	$ -	$ -	$ -	$ -	$ -	$ -
2577	T624001464	TEMP	Lovington 6in Make Piggable	FP-NMG Transm Specific-Replace	367.1	$ -	$ -	$ -	$ -	$ -	$ -	$ -	$ -
2578	T624001464	TEMP	Lovington 6in Make Piggable	FP-NMG Transm Specific-Replace	368.0	$ -	$ -	$ -	$ -	$ -	$ -	$ -	$ -
2579	T624001464	TEMP	Lovington 6in Make Piggable	FP-NMG Transm Specific-Replace	369.0	$ -	$ -	$ -	$ -	$ -	$ -	$ -	$ -

NEW MEXICO GAS COMPANY, INC.

Plant Gross Activity
Base Period - 12 Months Ending March 31, 2023
Future Test Year - 12 Months Ending September 30, 2025

	A	B	C	D	E	F	G	H	I	J	K	L
3	Investment Number	FP Number	Investment Name	FP Type	FERC Account	4/30/2023	5/31/2023	6/30/2023	7/31/2023	8/31/2023	9/30/2023	10/31/2023
2580	T680001465	PRE-09972	Animas Mainline Make Piggable	FP-NMG Transm Specific-Replace	367.1	$ -	$ -	$ -	$ -	$ -	$ -	$ -
2581	T680001465	PRE-09972	Animas Mainline Make Piggable	FP-NMG Transm Specific-Replace	368.0	$ -	$ -	$ -	$ -	$ -	$ -	$ -
2582	T680001465	PRE-09972	Animas Mainline Make Piggable	FP-NMG Transm Specific-Replace	369.0	$ -	$ -	$ -	$ -	$ -	$ -	$ -
2583	601001466	PRE-09776	Farm Tap Modifications Phase II	FP-NMG Dist Specific-Replace	376.1	$ -	$ -	$ 43	$ -	$ -	$ -	$ -
2584	601001466	PRE-09776	Farm Tap Modifications Phase II	FP-NMG Dist Specific-Replace	376.2	$ -	$ -	$ 299	$ -	$ -	$ -	$ -
2585	601001466	PRE-09776	Farm Tap Modifications Phase II	FP-NMG Dist Specific-Replace	376.4	$ -	$ -	$ 21	$ -	$ -	$ -	$ -
2586	601001466	PRE-09776	Farm Tap Modifications Phase II	FP-NMG Dist Specific-Replace	380.0	$ -	$ -	$ 64	$ -	$ -	$ -	$ -
2587	T624001467	TEMP	Monument 8in Mainline Make Piggable	FP-NMG Transm Specific-Replace	367.1	$ -	$ -	$ -	$ -	$ -	$ -	$ -
2588	T624001467	TEMP	Monument 8in Mainline Make Piggable	FP-NMG Transm Specific-Replace	368.0	$ -	$ -	$ -	$ -	$ -	$ -	$ -
2589	T624001467	TEMP	Monument 8in Mainline Make Piggable	FP-NMG Transm Specific-Replace	369.0	$ -	$ -	$ -	$ -	$ -	$ -	$ -
2590	T624001468	PRE-09857	Material Verification Cutouts - Lovington East 6"	FP-NMG Transm Specific-Replace	367.1	$ -	$ -	$ -	$ -	$ -	$ -	$ -
2591	T624001468	PRE-09857	Material Verification Cutouts - Lovington East 6"	FP-NMG Transm Specific-Replace	368.0	$ -	$ -	$ -	$ -	$ -	$ -	$ -
2592	T624001468	PRE-09857	Material Verification Cutouts - Lovington East 6"	FP-NMG Transm Specific-Replace	369.0	$ -	$ -	$ -	$ -	$ -	$ -	$ -
2593	T624001469	TEMP	Eddy County 12in Mainline Make Piggable	FP-NMG Transm Specific-Replace	367.1	$ -	$ -	$ -	$ -	$ -	$ -	$ -
2594	T624001469	TEMP	Eddy County 12in Mainline Make Piggable	FP-NMG Transm Specific-Replace	368.0	$ -	$ -	$ -	$ -	$ -	$ -	$ -
2595	T624001469	TEMP	Eddy County 12in Mainline Make Piggable	FP-NMG Transm Specific-Replace	369.0	$ -	$ -	$ -	$ -	$ -	$ -	$ -
2596	601001470	PRE-10005	Farm Tap Phase III	FP-NMG Dist Specific-Replace	376.1	$ -	$ -	$ -	$ -	$ -	$ 13,744	$ -
2597	601001470	PRE-10005	Farm Tap Phase III	FP-NMG Dist Specific-Replace	376.2	$ -	$ -	$ -	$ -	$ -	$ 96,209	$ -
2598	601001470	PRE-10005	Farm Tap Phase III	FP-NMG Dist Specific-Replace	376.4	$ -	$ -	$ -	$ -	$ -	$ 6,872	$ -
2599	601001470	PRE-10005	Farm Tap Phase III	FP-NMG Dist Specific-Replace	380.0	$ -	$ -	$ -	$ -	$ -	$ 20,616	$ -
2600	601001471	TEMP	Farm Tap Phase IV	FP-NMG Dist Specific-Replace	376.1	$ -	$ -	$ -	$ -	$ -	$ -	$ -
2601	601001471	TEMP	Farm Tap Phase IV	FP-NMG Dist Specific-Replace	376.2	$ -	$ -	$ -	$ -	$ -	$ -	$ -
2602	601001471	TEMP	Farm Tap Phase IV	FP-NMG Dist Specific-Replace	376.4	$ -	$ -	$ -	$ -	$ -	$ -	$ -
2603	601001471	TEMP	Farm Tap Phase IV	FP-NMG Dist Specific-Replace	380.0	$ -	$ -	$ -	$ -	$ -	$ -	$ -
2604	T601001472	TEMP	Elecsys watch dog Standard IDP Conversion Kit 2021	FP-NMG Transm Cathodic Protectior	367.3	$ -	$ -	$ -	$ -	$ -	$ -	$ -
2605	T660001473	TEMP	Material Verification Cutouts - Los Alamos East ML #3, Caja to Old LA#1	FP-NMG Transm Specific-Replace	367.1	$ -	$ -	$ -	$ -	$ -	$ -	$ -
2606	T660001473	TEMP	Material Verification Cutouts - Los Alamos East ML #3, Caja to Old LA#1	FP-NMG Transm Specific-Replace	368.0	$ -	$ -	$ -	$ -	$ -	$ -	$ -
2607	T660001473	TEMP	Material Verification Cutouts - Los Alamos East ML #3, Caja to Old LA#1	FP-NMG Transm Specific-Replace	369.0	$ -	$ -	$ -	$ -	$ -	$ -	$ -
2608	601001474	TEMP	ABQ 2022 Fleet Equip	FP-NMG Transportation Equipment	392.0	$ -	$ -	$ -	$ -	$ -	$ -	$ -
2609	601001474	TEMP	ABQ 2022 Fleet Equip	FP-NMG Transportation Equipment	392.1	$ -	$ -	$ -	$ -	$ -	$ -	$ -
2610	601001474	TEMP	ABQ 2022 Fleet Equip	FP-NMG Transportation Equipment	392.2	$ -	$ -	$ -	$ -	$ -	$ -	$ -
2611	601001474	TEMP	ABQ 2022 Fleet Equip	FP-NMG Transportation Equipment	392.3	$ -	$ -	$ -	$ -	$ -	$ -	$ -
2612	601001475	TEMP	ABQ 2023 Fleet Equip	FP-NMG Transportation Equipment	392.0	$ -	$ -	$ -	$ -	$ -	$ -	$ -
2613	601001475	TEMP	ABQ 2023 Fleet Equip	FP-NMG Transportation Equipment	392.1	$ -	$ -	$ -	$ -	$ -	$ -	$ -
2614	601001475	TEMP	ABQ 2023 Fleet Equip	FP-NMG Transportation Equipment	392.2	$ -	$ -	$ -	$ -	$ -	$ -	$ -
2615	601001475	TEMP	ABQ 2023 Fleet Equip	FP-NMG Transportation Equipment	392.3	$ -	$ -	$ -	$ -	$ -	$ -	$ -
2616	601001476	TEMP	2022 Power Operating Equipment	FP-NMG Power Operated Equip	393.0	$ -	$ -	$ -	$ -	$ -	$ -	$ -
2617	601001476	TEMP	2022 Power Operating Equipment	FP-NMG Power Operated Equip	396.0	$ -	$ -	$ -	$ -	$ -	$ -	$ -
2618	T660001477	TEMP	Los Alamos - Ottowi to Los Alamos East Make Piggable	FP-NMG Transm Specific-Replace	367.1	$ -	$ -	$ -	$ -	$ -	$ -	$ -
2619	T660001477	TEMP	Los Alamos - Ottowi to Los Alamos East Make Piggable	FP-NMG Transm Specific-Replace	368.0	$ -	$ -	$ -	$ -	$ -	$ -	$ -
2620	T660001477	TEMP	Los Alamos - Ottowi to Los Alamos East Make Piggable	FP-NMG Transm Specific-Replace	369.0	$ -	$ -	$ -	$ -	$ -	$ -	$ -
2621	601001478	TEMP	2023 Power Operating Equipment	FP-NMG Power Operated Equip	393.0	$ -	$ -	$ -	$ -	$ -	$ -	$ -
2622	601001478	TEMP	2023 Power Operating Equipment	FP-NMG Power Operated Equip	396.0	$ -	$ -	$ -	$ -	$ -	$ -	$ -
2623	T660001479	TEMP	Los Alamos - Meson to Los Alamos West Make Piggable	FP-NMG Transm Specific-Replace	367.1	$ -	$ -	$ -	$ -	$ -	$ -	$ -
2624	T660001479	TEMP	Los Alamos - Meson to Los Alamos West Make Piggable	FP-NMG Transm Specific-Replace	368.0	$ -	$ -	$ -	$ -	$ -	$ -	$ -
2625	T660001479	TEMP	Los Alamos - Meson to Los Alamos West Make Piggable	FP-NMG Transm Specific-Replace	369.0	$ -	$ -	$ -	$ -	$ -	$ -	$ -
2626	625001481	PRE-09772	CLA - Sedan PVC Replacement Phase III	FP-NMG Dist Specific-Replace	376.1	$ -	$ -	$ -	$ -	$ -	$ -	$ -
2627	625001481	PRE-09772	CLA - Sedan PVC Replacement Phase III	FP-NMG Dist Specific-Replace	376.2	$ -	$ -	$ -	$ -	$ -	$ -	$ -
2628	625001481	PRE-09772	CLA - Sedan PVC Replacement Phase III	FP-NMG Dist Specific-Replace	376.4	$ -	$ -	$ -	$ -	$ -	$ -	$ -
2629	625001481	PRE-09772	CLA - Sedan PVC Replacement Phase III	FP-NMG Dist Specific-Replace	380.0	$ -	$ -	$ -	$ -	$ -	$ -	$ -
2630	622001482	NEW-15518	ANT Chaparral Reinforcement	FP-NMG Dist Specifics-New	376.1	$ -	$ -	$ -	$ -	$ -	$ -	$ -
2631	622001482	NEW-15518	ANT Chaparral Reinforcement	FP-NMG Dist Specifics-New	376.2	$ -	$ -	$ -	$ -	$ -	$ -	$ -
2632	622001482	NEW-15518	ANT Chaparral Reinforcement	FP-NMG Dist Specifics-New	376.4	$ -	$ -	$ -	$ -	$ -	$ -	$ -
2633	626001483	PRE-09904	CLO - Tucumcari Main Line Phase I Bare Main Replacement	FP-NMG Dist Specific-Replace	376.1	$ -	$ -	$ -	$ -	$ -	$ -	$ -
2634	626001483	PRE-09904	CLO - Tucumcari Main Line Phase I Bare Main Replacement	FP-NMG Dist Specific-Replace	376.2	$ -	$ -	$ -	$ -	$ -	$ -	$ -
2635	626001483	PRE-09904	CLO - Tucumcari Main Line Phase I Bare Main Replacement	FP-NMG Dist Specific-Replace	376.4	$ -	$ -	$ -	$ -	$ -	$ -	$ -

NEW MEXICO GAS COMPANY, INC.

Plant Gross Activity
Base Period - 12 Months Ending March 31, 2023
Future Test Year - 12 Months Ending September 30, 2025

	A	B	C	D	E	M	N	O	P	Q	R	S	T
3	Investment Number	FP Number	Investment Name	FP Type	FERC Account	11/30/2023	12/31/2023	1/31/2024	2/29/2024	3/31/2024	4/30/2024	5/31/2024	6/30/2024
2580	T680001465	PRE-09972	Animas Mainline Make Piggable	FP-NMG Transm Specific-Replace	367.1	$ -	$ -	$ -	$ -	$ -	$ -	$ -	$ -
2581	T680001465	PRE-09972	Animas Mainline Make Piggable	FP-NMG Transm Specific-Replace	368.0	$ -	$ -	$ -	$ -	$ -	$ -	$ -	$ -
2582	T680001465	PRE-09972	Animas Mainline Make Piggable	FP-NMG Transm Specific-Replace	369.0	$ -	$ -	$ -	$ -	$ -	$ -	$ -	$ -
2583	601001466	PRE-09776	Farm Tap Modifications Phase II	FP-NMG Dist Specific-Replace	376.1	$ -	$ -	$ -	$ -	$ -	$ -	$ -	$ -
2584	601001466	PRE-09776	Farm Tap Modifications Phase II	FP-NMG Dist Specific-Replace	376.2	$ -	$ -	$ -	$ -	$ -	$ -	$ -	$ -
2585	601001466	PRE-09776	Farm Tap Modifications Phase II	FP-NMG Dist Specific-Replace	376.4	$ -	$ -	$ -	$ -	$ -	$ -	$ -	$ -
2586	601001466	PRE-09776	Farm Tap Modifications Phase II	FP-NMG Dist Specific-Replace	380.0	$ -	$ -	$ -	$ -	$ -	$ -	$ -	$ -
2587	T624001467	TEMP	Monument 8in Mainline Make Piggable	FP-NMG Transm Specific-Replace	367.1	$ -	$ -	$ -	$ -	$ -	$ -	$ -	$ -
2588	T624001467	TEMP	Monument 8in Mainline Make Piggable	FP-NMG Transm Specific-Replace	368.0	$ -	$ -	$ -	$ -	$ -	$ -	$ -	$ -
2589	T624001467	TEMP	Monument 8in Mainline Make Piggable	FP-NMG Transm Specific-Replace	369.0	$ -	$ -	$ -	$ -	$ -	$ -	$ -	$ -
2590	T624001468	PRE-09857	Material Verification Cutouts - Lovington East 6"	FP-NMG Transm Specific-Replace	367.1	$ -	$ -	$ -	$ -	$ -	$ -	$ -	$ -
2591	T624001468	PRE-09857	Material Verification Cutouts - Lovington East 6"	FP-NMG Transm Specific-Replace	368.0	$ -	$ -	$ -	$ -	$ -	$ -	$ -	$ -
2592	T624001468	PRE-09857	Material Verification Cutouts - Lovington East 6"	FP-NMG Transm Specific-Replace	369.0	$ -	$ -	$ -	$ -	$ -	$ -	$ -	$ -
2593	T624001469	TEMP	Eddy County 12in Mainline Make Piggable	FP-NMG Transm Specific-Replace	367.1	$ -	$ -	$ -	$ -	$ -	$ -	$ -	$ -
2594	T624001469	TEMP	Eddy County 12in Mainline Make Piggable	FP-NMG Transm Specific-Replace	368.0	$ -	$ -	$ -	$ -	$ -	$ -	$ -	$ -
2595	T624001469	TEMP	Eddy County 12in Mainline Make Piggable	FP-NMG Transm Specific-Replace	369.0	$ -	$ -	$ -	$ -	$ -	$ -	$ -	$ -
2596	601001470	PRE-10005	Farm Tap Phase III	FP-NMG Dist Specific-Replace	376.1	$ -	$ 2,965	$ -	$ -	$ -	$ -	$ -	$ -
2597	601001470	PRE-10005	Farm Tap Phase III	FP-NMG Dist Specific-Replace	376.2	$ -	$ 20,756	$ -	$ -	$ -	$ -	$ -	$ -
2598	601001470	PRE-10005	Farm Tap Phase III	FP-NMG Dist Specific-Replace	376.4	$ -	$ 1,483	$ -	$ -	$ -	$ -	$ -	$ -
2599	601001470	PRE-10005	Farm Tap Phase III	FP-NMG Dist Specific-Replace	380.0	$ -	$ 4,448	$ -	$ -	$ -	$ -	$ -	$ -
2600	601001471	TEMP	Farm Tap Phase IV	FP-NMG Dist Specific-Replace	376.1	$ -	$ -	$ -	$ -	$ -	$ -	$ -	$ 10,696
2601	601001471	TEMP	Farm Tap Phase IV	FP-NMG Dist Specific-Replace	376.2	$ -	$ -	$ -	$ -	$ -	$ -	$ -	$ 74,871
2602	601001471	TEMP	Farm Tap Phase IV	FP-NMG Dist Specific-Replace	376.4	$ -	$ -	$ -	$ -	$ -	$ -	$ -	$ 5,348
2603	601001471	TEMP	Farm Tap Phase IV	FP-NMG Dist Specific-Replace	380.0	$ -	$ -	$ -	$ -	$ -	$ -	$ -	$ 16,044
2604	T601001472	TEMP	Elecsys watch dog Standard IDP Conversion Kit 2021	FP-NMG Transm Cathodic Protectior	367.3	$ -	$ -	$ -	$ -	$ -	$ -	$ -	$ -
2605	T660001473	TEMP	Material Verification Cutouts - Los Alamos East ML #3, Caja to Old LA#1	FP-NMG Transm Specific-Replace	367.1	$ -	$ -	$ -	$ -	$ -	$ -	$ -	$ -
2606	T660001473	TEMP	Material Verification Cutouts - Los Alamos East ML #3, Caja to Old LA#1	FP-NMG Transm Specific-Replace	368.0	$ -	$ -	$ -	$ -	$ -	$ -	$ -	$ -
2607	T660001473	TEMP	Material Verification Cutouts - Los Alamos East ML #3, Caja to Old LA#1	FP-NMG Transm Specific-Replace	369.0	$ -	$ -	$ -	$ -	$ -	$ -	$ -	$ -
2608	601001474	TEMP	ABQ 2022 Fleet Equip	FP-NMG Transportation Equipment	392.0	$ -	$ -	$ -	$ -	$ -	$ -	$ -	$ -
2609	601001474	TEMP	ABQ 2022 Fleet Equip	FP-NMG Transportation Equipment	392.1	$ -	$ -	$ -	$ -	$ -	$ -	$ -	$ -
2610	601001474	TEMP	ABQ 2022 Fleet Equip	FP-NMG Transportation Equipment	392.2	$ -	$ -	$ -	$ -	$ -	$ -	$ -	$ -
2611	601001474	TEMP	ABQ 2022 Fleet Equip	FP-NMG Transportation Equipment	392.3	$ -	$ -	$ -	$ -	$ -	$ -	$ -	$ -
2612	601001475	TEMP	ABQ 2023 Fleet Equip	FP-NMG Transportation Equipment	392.0	$ -	$ -	$ -	$ -	$ -	$ -	$ -	$ -
2613	601001475	TEMP	ABQ 2023 Fleet Equip	FP-NMG Transportation Equipment	392.1	$ -	$ -	$ -	$ -	$ -	$ -	$ -	$ -
2614	601001475	TEMP	ABQ 2023 Fleet Equip	FP-NMG Transportation Equipment	392.2	$ -	$ -	$ -	$ -	$ -	$ -	$ -	$ -
2615	601001475	TEMP	ABQ 2023 Fleet Equip	FP-NMG Transportation Equipment	392.3	$ -	$ -	$ -	$ -	$ -	$ -	$ -	$ -
2616	601001476	TEMP	2022 Power Operating Equipment	FP-NMG Power Operated Equip	393.0	$ -	$ -	$ -	$ -	$ -	$ -	$ -	$ -
2617	601001476	TEMP	2022 Power Operating Equipment	FP-NMG Power Operated Equip	396.0	$ -	$ -	$ -	$ -	$ -	$ -	$ -	$ -
2618	T660001477	TEMP	Los Alamos - Ottowi to Los Alamos East Make Piggable	FP-NMG Transm Specific-Replace	367.1	$ -	$ -	$ -	$ -	$ -	$ -	$ -	$ -
2619	T660001477	TEMP	Los Alamos - Ottowi to Los Alamos East Make Piggable	FP-NMG Transm Specific-Replace	368.0	$ -	$ -	$ -	$ -	$ -	$ -	$ -	$ -
2620	T660001477	TEMP	Los Alamos - Ottowi to Los Alamos East Make Piggable	FP-NMG Transm Specific-Replace	369.0	$ -	$ -	$ -	$ -	$ -	$ -	$ -	$ -
2621	601001478	TEMP	2023 Power Operating Equipment	FP-NMG Power Operated Equip	393.0	$ -	$ -	$ -	$ -	$ -	$ -	$ -	$ -
2622	601001478	TEMP	2023 Power Operating Equipment	FP-NMG Power Operated Equip	396.0	$ -	$ -	$ -	$ -	$ -	$ -	$ -	$ -
2623	T660001479	TEMP	Los Alamos - Meson to Los Alamos West Make Piggable	FP-NMG Transm Specific-Replace	367.1	$ -	$ -	$ -	$ -	$ -	$ -	$ -	$ -
2624	T660001479	TEMP	Los Alamos - Meson to Los Alamos West Make Piggable	FP-NMG Transm Specific-Replace	368.0	$ -	$ -	$ -	$ -	$ -	$ -	$ -	$ -
2625	T660001479	TEMP	Los Alamos - Meson to Los Alamos West Make Piggable	FP-NMG Transm Specific-Replace	369.0	$ -	$ -	$ -	$ -	$ -	$ -	$ -	$ -
2626	625001481	PRE-09772	CLA - Sedan PVC Replacement Phase III	FP-NMG Dist Specific-Replace	376.1	$ -	$ -	$ -	$ -	$ -	$ -	$ -	$ -
2627	625001481	PRE-09772	CLA - Sedan PVC Replacement Phase III	FP-NMG Dist Specific-Replace	376.2	$ -	$ -	$ -	$ -	$ -	$ -	$ -	$ -
2628	625001481	PRE-09772	CLA - Sedan PVC Replacement Phase III	FP-NMG Dist Specific-Replace	376.4	$ -	$ -	$ -	$ -	$ -	$ -	$ -	$ -
2629	625001481	PRE-09772	CLA - Sedan PVC Replacement Phase III	FP-NMG Dist Specific-Replace	380.0	$ -	$ -	$ -	$ -	$ -	$ -	$ -	$ -
2630	622001482	NEW-15518	ANT Chaparral Reinforcement	FP-NMG Dist Specifics-New	376.1	$ -	$ -	$ -	$ -	$ -	$ -	$ -	$ -
2631	622001482	NEW-15518	ANT Chaparral Reinforcement	FP-NMG Dist Specifics-New	376.2	$ -	$ -	$ -	$ -	$ -	$ -	$ -	$ -
2632	622001482	NEW-15518	ANT Chaparral Reinforcement	FP-NMG Dist Specifics-New	376.4	$ -	$ -	$ -	$ -	$ -	$ -	$ -	$ -
2633	626001483	PRE-09904	CLO - Tucumcari Main Line Phase I Bare Main Replacement	FP-NMG Dist Specific-Replace	376.1	$ -	$ -	$ -	$ -	$ -	$ -	$ -	$ -
2634	626001483	PRE-09904	CLO - Tucumcari Main Line Phase I Bare Main Replacement	FP-NMG Dist Specific-Replace	376.2	$ -	$ -	$ -	$ -	$ -	$ -	$ -	$ -
2635	626001483	PRE-09904	CLO - Tucumcari Main Line Phase I Bare Main Replacement	FP-NMG Dist Specific-Replace	376.4	$ -	$ -	$ -	$ -	$ -	$ -	$ -	$ -

NEW MEXICO GAS COMPANY, INC.

Plant Gross Activity
Base Period - 12 Months Ending March 31, 2023
Future Test Year - 12 Months Ending September 30, 2025

	A	B	C	D	E	U	V	W	X	Y	Z	AA
3	Investment Number	FP Number	Investment Name	FP Type	FERC Account	7/31/2024	8/31/2024	9/30/2024	10/31/2024	11/30/2024	12/31/2024	1/31/2025
2580	T680001465	PRE-09972	Animas Mainline Make Piggable	FP-NMG Transm Specific-Replace	367.1	$ -	$ -	$ -	$ -	$ -	$ -	$ -
2581	T680001465	PRE-09972	Animas Mainline Make Piggable	FP-NMG Transm Specific-Replace	368.0	$ -	$ -	$ -	$ -	$ -	$ -	$ -
2582	T680001465	PRE-09972	Animas Mainline Make Piggable	FP-NMG Transm Specific-Replace	369.0	$ -	$ -	$ -	$ -	$ -	$ -	$ -
2583	601001466	PRE-09776	Farm Tap Modifications Phase II	FP-NMG Dist Specific-Replace	376.1	$ -	$ -	$ -	$ -	$ -	$ -	$ -
2584	601001466	PRE-09776	Farm Tap Modifications Phase II	FP-NMG Dist Specific-Replace	376.2	$ -	$ -	$ -	$ -	$ -	$ -	$ -
2585	601001466	PRE-09776	Farm Tap Modifications Phase II	FP-NMG Dist Specific-Replace	376.4	$ -	$ -	$ -	$ -	$ -	$ -	$ -
2586	601001466	PRE-09776	Farm Tap Modifications Phase II	FP-NMG Dist Specific-Replace	380.0	$ -	$ -	$ -	$ -	$ -	$ -	$ -
2587	T624001467	TEMP	Monument 8in Mainline Make Piggable	FP-NMG Transm Specific-Replace	367.1	$ -	$ -	$ -	$ -	$ -	$ -	$ -
2588	T624001467	TEMP	Monument 8in Mainline Make Piggable	FP-NMG Transm Specific-Replace	368.0	$ -	$ -	$ -	$ -	$ -	$ -	$ -
2589	T624001467	TEMP	Monument 8in Mainline Make Piggable	FP-NMG Transm Specific-Replace	369.0	$ -	$ -	$ -	$ -	$ -	$ -	$ -
2590	T624001468	PRE-09857	Material Verification Cutouts - Lovington East 6"	FP-NMG Transm Specific-Replace	367.1	$ -	$ -	$ -	$ -	$ -	$ -	$ -
2591	T624001468	PRE-09857	Material Verification Cutouts - Lovington East 6"	FP-NMG Transm Specific-Replace	368.0	$ -	$ -	$ -	$ -	$ -	$ -	$ -
2592	T624001468	PRE-09857	Material Verification Cutouts - Lovington East 6"	FP-NMG Transm Specific-Replace	369.0	$ -	$ -	$ -	$ -	$ -	$ -	$ -
2593	T624001469	TEMP	Eddy County 12in Mainline Make Piggable	FP-NMG Transm Specific-Replace	367.1	$ -	$ -	$ -	$ -	$ -	$ -	$ -
2594	T624001469	TEMP	Eddy County 12in Mainline Make Piggable	FP-NMG Transm Specific-Replace	368.0	$ -	$ -	$ -	$ -	$ -	$ -	$ -
2595	T624001469	TEMP	Eddy County 12in Mainline Make Piggable	FP-NMG Transm Specific-Replace	369.0	$ -	$ -	$ -	$ -	$ -	$ -	$ -
2596	601001470	PRE-10005	Farm Tap Phase III	FP-NMG Dist Specific-Replace	376.1	$ -	$ -	$ -	$ -	$ -	$ -	$ -
2597	601001470	PRE-10005	Farm Tap Phase III	FP-NMG Dist Specific-Replace	376.2	$ -	$ -	$ -	$ -	$ -	$ -	$ -
2598	601001470	PRE-10005	Farm Tap Phase III	FP-NMG Dist Specific-Replace	376.4	$ -	$ -	$ -	$ -	$ -	$ -	$ -
2599	601001470	PRE-10005	Farm Tap Phase III	FP-NMG Dist Specific-Replace	380.0	$ -	$ -	$ -	$ -	$ -	$ -	$ -
2600	601001471	TEMP	Farm Tap Phase IV	FP-NMG Dist Specific-Replace	376.1	$ -	$ -	$ 6,347	$ -	$ -	$ 1,204	$ -
2601	601001471	TEMP	Farm Tap Phase IV	FP-NMG Dist Specific-Replace	376.2	$ -	$ -	$ 44,430	$ -	$ -	$ 8,428	$ -
2602	601001471	TEMP	Farm Tap Phase IV	FP-NMG Dist Specific-Replace	376.4	$ -	$ -	$ 3,174	$ -	$ -	$ 602	$ -
2603	601001471	TEMP	Farm Tap Phase IV	FP-NMG Dist Specific-Replace	380.0	$ -	$ -	$ 9,521	$ -	$ -	$ 1,806	$ -
2604	T601001472	TEMP	Elecsys watch dog Standard IDP Conversion Kit 2021	FP-NMG Transm Cathodic Protectior	367.3	$ -	$ -	$ -	$ -	$ -	$ -	$ -
2605	T660001473	TEMP	Material Verification Cutouts - Los Alamos East ML #3, Caja to Old LA#1	FP-NMG Transm Specific-Replace	367.1	$ -	$ -	$ -	$ -	$ -	$ -	$ -
2606	T660001473	TEMP	Material Verification Cutouts - Los Alamos East ML #3, Caja to Old LA#1	FP-NMG Transm Specific-Replace	368.0	$ -	$ -	$ -	$ -	$ -	$ -	$ -
2607	T660001473	TEMP	Material Verification Cutouts - Los Alamos East ML #3, Caja to Old LA#1	FP-NMG Transm Specific-Replace	369.0	$ -	$ -	$ -	$ -	$ -	$ -	$ -
2608	601001474	TEMP	ABQ 2022 Fleet Equip	FP-NMG Transportation Equipment	392.0	$ -	$ -	$ -	$ -	$ -	$ -	$ -
2609	601001474	TEMP	ABQ 2022 Fleet Equip	FP-NMG Transportation Equipment	392.1	$ -	$ -	$ -	$ -	$ -	$ -	$ -
2610	601001474	TEMP	ABQ 2022 Fleet Equip	FP-NMG Transportation Equipment	392.2	$ -	$ -	$ -	$ -	$ -	$ -	$ -
2611	601001474	TEMP	ABQ 2022 Fleet Equip	FP-NMG Transportation Equipment	392.3	$ -	$ -	$ -	$ -	$ -	$ -	$ -
2612	601001475	TEMP	ABQ 2023 Fleet Equip	FP-NMG Transportation Equipment	392.0	$ -	$ -	$ -	$ -	$ -	$ -	$ -
2613	601001475	TEMP	ABQ 2023 Fleet Equip	FP-NMG Transportation Equipment	392.1	$ -	$ -	$ -	$ -	$ -	$ -	$ -
2614	601001475	TEMP	ABQ 2023 Fleet Equip	FP-NMG Transportation Equipment	392.2	$ -	$ -	$ -	$ -	$ -	$ -	$ -
2615	601001475	TEMP	ABQ 2023 Fleet Equip	FP-NMG Transportation Equipment	392.3	$ -	$ -	$ -	$ -	$ -	$ -	$ -
2616	601001476	TEMP	2022 Power Operating Equipment	FP-NMG Power Operated Equip	393.0	$ -	$ -	$ -	$ -	$ -	$ -	$ -
2617	601001476	TEMP	2022 Power Operating Equipment	FP-NMG Power Operated Equip	396.0	$ -	$ -	$ -	$ -	$ -	$ -	$ -
2618	T660001477	TEMP	Los Alamos - Ottowi to Los Alamos East Make Piggable	FP-NMG Transm Specific-Replace	367.1	$ -	$ -	$ -	$ -	$ -	$ -	$ -
2619	T660001477	TEMP	Los Alamos - Ottowi to Los Alamos East Make Piggable	FP-NMG Transm Specific-Replace	368.0	$ -	$ -	$ -	$ -	$ -	$ -	$ -
2620	T660001477	TEMP	Los Alamos - Ottowi to Los Alamos East Make Piggable	FP-NMG Transm Specific-Replace	369.0	$ -	$ -	$ -	$ -	$ -	$ -	$ -
2621	601001478	TEMP	2023 Power Operating Equipment	FP-NMG Power Operated Equip	393.0	$ -	$ -	$ -	$ -	$ -	$ -	$ -
2622	601001478	TEMP	2023 Power Operating Equipment	FP-NMG Power Operated Equip	396.0	$ -	$ -	$ -	$ -	$ -	$ -	$ -
2623	T660001479	TEMP	Los Alamos - Meson to Los Alamos West Make Piggable	FP-NMG Transm Specific-Replace	367.1	$ -	$ -	$ -	$ -	$ -	$ -	$ -
2624	T660001479	TEMP	Los Alamos - Meson to Los Alamos West Make Piggable	FP-NMG Transm Specific-Replace	368.0	$ -	$ -	$ -	$ -	$ -	$ -	$ -
2625	T660001479	TEMP	Los Alamos - Meson to Los Alamos West Make Piggable	FP-NMG Transm Specific-Replace	369.0	$ -	$ -	$ -	$ -	$ -	$ -	$ -
2626	625001481	PRE-09772	CLA - Sedan PVC Replacement Phase III	FP-NMG Dist Specific-Replace	376.1	$ -	$ -	$ -	$ -	$ -	$ -	$ -
2627	625001481	PRE-09772	CLA - Sedan PVC Replacement Phase III	FP-NMG Dist Specific-Replace	376.2	$ -	$ -	$ -	$ -	$ -	$ -	$ -
2628	625001481	PRE-09772	CLA - Sedan PVC Replacement Phase III	FP-NMG Dist Specific-Replace	376.4	$ -	$ -	$ -	$ -	$ -	$ -	$ -
2629	625001481	PRE-09772	CLA - Sedan PVC Replacement Phase III	FP-NMG Dist Specific-Replace	380.0	$ -	$ -	$ -	$ -	$ -	$ -	$ -
2630	622001482	NEW-15518	ANT Chaparral Reinforcement	FP-NMG Dist Specifics-New	376.1	$ -	$ -	$ -	$ -	$ -	$ -	$ -
2631	622001482	NEW-15518	ANT Chaparral Reinforcement	FP-NMG Dist Specifics-New	376.2	$ -	$ -	$ -	$ -	$ -	$ -	$ -
2632	622001482	NEW-15518	ANT Chaparral Reinforcement	FP-NMG Dist Specifics-New	376.4	$ -	$ -	$ -	$ -	$ -	$ -	$ -
2633	626001483	PRE-09904	CLO - Tucumcari Main Line Phase I Bare Main Replacement	FP-NMG Dist Specific-Replace	376.1	$ -	$ -	$ -	$ -	$ -	$ -	$ -
2634	626001483	PRE-09904	CLO - Tucumcari Main Line Phase I Bare Main Replacement	FP-NMG Dist Specific-Replace	376.2	$ -	$ -	$ -	$ -	$ -	$ -	$ -
2635	626001483	PRE-09904	CLO - Tucumcari Main Line Phase I Bare Main Replacement	FP-NMG Dist Specific-Replace	376.4	$ -	$ -	$ -	$ -	$ -	$ -	$ -

NEW MEXICO GAS COMPANY, INC.

Plant Gross Activity
Base Period - 12 Months Ending March 31, 2023
Future Test Year - 12 Months Ending September 30, 2025

	A	B	C	D	E	AB	AC	AD	AE	AF	AG	AH	AI
3	Investment Number	FP Number	Investment Name	FP Type	FERC Account	2/28/2025	3/31/2025	4/30/2025	5/31/2025	6/30/2025	7/31/2025	8/31/2025	9/30/2025
2580	T680001465	PRE-09972	Animas Mainline Make Piggable	FP-NMG Transm Specific-Replace	367.1	$ -	$ -	$ -	$ -	$ -	$ -	$ -	$ -
2581	T680001465	PRE-09972	Animas Mainline Make Piggable	FP-NMG Transm Specific-Replace	368.0	$ -	$ -	$ -	$ -	$ -	$ -	$ -	$ -
2582	T680001465	PRE-09972	Animas Mainline Make Piggable	FP-NMG Transm Specific-Replace	369.0	$ -	$ -	$ -	$ -	$ -	$ -	$ -	$ -
2583	601001466	PRE-09776	Farm Tap Modifications Phase II	FP-NMG Dist Specific-Replace	376.1	$ -	$ -	$ -	$ -	$ -	$ -	$ -	$ -
2584	601001466	PRE-09776	Farm Tap Modifications Phase II	FP-NMG Dist Specific-Replace	376.2	$ -	$ -	$ -	$ -	$ -	$ -	$ -	$ -
2585	601001466	PRE-09776	Farm Tap Modifications Phase II	FP-NMG Dist Specific-Replace	376.4	$ -	$ -	$ -	$ -	$ -	$ -	$ -	$ -
2586	601001466	PRE-09776	Farm Tap Modifications Phase II	FP-NMG Dist Specific-Replace	380.0	$ -	$ -	$ -	$ -	$ -	$ -	$ -	$ -
2587	T624001467	TEMP	Monument 8in Mainline Make Piggable	FP-NMG Transm Specific-Replace	367.1	$ -	$ -	$ -	$ -	$ -	$ -	$ -	$ -
2588	T624001467	TEMP	Monument 8in Mainline Make Piggable	FP-NMG Transm Specific-Replace	368.0	$ -	$ -	$ -	$ -	$ -	$ -	$ -	$ -
2589	T624001467	TEMP	Monument 8in Mainline Make Piggable	FP-NMG Transm Specific-Replace	369.0	$ -	$ -	$ -	$ -	$ -	$ -	$ -	$ -
2590	T624001468	PRE-09857	Material Verification Cutouts - Lovington East 6"	FP-NMG Transm Specific-Replace	367.1	$ -	$ -	$ -	$ -	$ -	$ -	$ -	$ -
2591	T624001468	PRE-09857	Material Verification Cutouts - Lovington East 6"	FP-NMG Transm Specific-Replace	368.0	$ -	$ -	$ -	$ -	$ -	$ -	$ -	$ -
2592	T624001468	PRE-09857	Material Verification Cutouts - Lovington East 6"	FP-NMG Transm Specific-Replace	369.0	$ -	$ -	$ -	$ -	$ -	$ -	$ -	$ -
2593	T624001469	TEMP	Eddy County 12in Mainline Make Piggable	FP-NMG Transm Specific-Replace	367.1	$ -	$ -	$ -	$ -	$ -	$ -	$ -	$ -
2594	T624001469	TEMP	Eddy County 12in Mainline Make Piggable	FP-NMG Transm Specific-Replace	368.0	$ -	$ -	$ -	$ -	$ -	$ -	$ -	$ -
2595	T624001469	TEMP	Eddy County 12in Mainline Make Piggable	FP-NMG Transm Specific-Replace	369.0	$ -	$ -	$ -	$ -	$ -	$ -	$ -	$ -
2596	601001470	PRE-10005	Farm Tap Phase III	FP-NMG Dist Specific-Replace	376.1	$ -	$ -	$ -	$ -	$ -	$ -	$ -	$ -
2597	601001470	PRE-10005	Farm Tap Phase III	FP-NMG Dist Specific-Replace	376.2	$ -	$ -	$ -	$ -	$ -	$ -	$ -	$ -
2598	601001470	PRE-10005	Farm Tap Phase III	FP-NMG Dist Specific-Replace	376.4	$ -	$ -	$ -	$ -	$ -	$ -	$ -	$ -
2599	601001470	PRE-10005	Farm Tap Phase III	FP-NMG Dist Specific-Replace	380.0	$ -	$ -	$ -	$ -	$ -	$ -	$ -	$ -
2600	601001471	TEMP	Farm Tap Phase IV	FP-NMG Dist Specific-Replace	376.1	$ -	$ -	$ -	$ -	$ -	$ -	$ -	$ -
2601	601001471	TEMP	Farm Tap Phase IV	FP-NMG Dist Specific-Replace	376.2	$ -	$ -	$ -	$ -	$ -	$ -	$ -	$ -
2602	601001471	TEMP	Farm Tap Phase IV	FP-NMG Dist Specific-Replace	376.4	$ -	$ -	$ -	$ -	$ -	$ -	$ -	$ -
2603	601001471	TEMP	Farm Tap Phase IV	FP-NMG Dist Specific-Replace	380.0	$ -	$ -	$ -	$ -	$ -	$ -	$ -	$ -
2604	T601001472	TEMP	Elecsys watch dog Standard IDP Conversion Kit 2021	FP-NMG Transm Cathodic Protectior	367.3	$ -	$ -	$ -	$ -	$ -	$ -	$ -	$ -
2605	T660001473	TEMP	Material Verification Cutouts - Los Alamos East ML #3, Caja to Old LA#1	FP-NMG Transm Specific-Replace	367.1	$ -	$ -	$ -	$ -	$ -	$ -	$ -	$ -
2606	T660001473	TEMP	Material Verification Cutouts - Los Alamos East ML #3, Caja to Old LA#1	FP-NMG Transm Specific-Replace	368.0	$ -	$ -	$ -	$ -	$ -	$ -	$ -	$ -
2607	T660001473	TEMP	Material Verification Cutouts - Los Alamos East ML #3, Caja to Old LA#1	FP-NMG Transm Specific-Replace	369.0	$ -	$ -	$ -	$ -	$ -	$ -	$ -	$ -
2608	601001474	TEMP	ABQ 2022 Fleet Equip	FP-NMG Transportation Equipment	392.0	$ -	$ -	$ -	$ -	$ -	$ -	$ -	$ -
2609	601001474	TEMP	ABQ 2022 Fleet Equip	FP-NMG Transportation Equipment	392.1	$ -	$ -	$ -	$ -	$ -	$ -	$ -	$ -
2610	601001474	TEMP	ABQ 2022 Fleet Equip	FP-NMG Transportation Equipment	392.2	$ -	$ -	$ -	$ -	$ -	$ -	$ -	$ -
2611	601001474	TEMP	ABQ 2022 Fleet Equip	FP-NMG Transportation Equipment	392.3	$ -	$ -	$ -	$ -	$ -	$ -	$ -	$ -
2612	601001475	TEMP	ABQ 2023 Fleet Equip	FP-NMG Transportation Equipment	392.0	$ -	$ -	$ -	$ -	$ -	$ -	$ -	$ -
2613	601001475	TEMP	ABQ 2023 Fleet Equip	FP-NMG Transportation Equipment	392.1	$ -	$ -	$ -	$ -	$ -	$ -	$ -	$ -
2614	601001475	TEMP	ABQ 2023 Fleet Equip	FP-NMG Transportation Equipment	392.2	$ -	$ -	$ -	$ -	$ -	$ -	$ -	$ -
2615	601001475	TEMP	ABQ 2023 Fleet Equip	FP-NMG Transportation Equipment	392.3	$ -	$ -	$ -	$ -	$ -	$ -	$ -	$ -
2616	601001476	TEMP	2022 Power Operating Equipment	FP-NMG Power Operated Equip	393.0	$ -	$ -	$ -	$ -	$ -	$ -	$ -	$ -
2617	601001476	TEMP	2022 Power Operating Equipment	FP-NMG Power Operated Equip	396.0	$ -	$ -	$ -	$ -	$ -	$ -	$ -	$ -
2618	T660001477	TEMP	Los Alamos - Ottowi to Los Alamos East Make Piggable	FP-NMG Transm Specific-Replace	367.1	$ -	$ -	$ -	$ -	$ -	$ -	$ -	$ -
2619	T660001477	TEMP	Los Alamos - Ottowi to Los Alamos East Make Piggable	FP-NMG Transm Specific-Replace	368.0	$ -	$ -	$ -	$ -	$ -	$ -	$ -	$ -
2620	T660001477	TEMP	Los Alamos - Ottowi to Los Alamos East Make Piggable	FP-NMG Transm Specific-Replace	369.0	$ -	$ -	$ -	$ -	$ -	$ -	$ -	$ -
2621	601001478	TEMP	2023 Power Operating Equipment	FP-NMG Power Operated Equip	393.0	$ -	$ -	$ -	$ -	$ -	$ -	$ -	$ -
2622	601001478	TEMP	2023 Power Operating Equipment	FP-NMG Power Operated Equip	396.0	$ -	$ -	$ -	$ -	$ -	$ -	$ -	$ -
2623	T660001479	TEMP	Los Alamos - Meson to Los Alamos West Make Piggable	FP-NMG Transm Specific-Replace	367.1	$ -	$ -	$ -	$ -	$ -	$ -	$ -	$ -
2624	T660001479	TEMP	Los Alamos - Meson to Los Alamos West Make Piggable	FP-NMG Transm Specific-Replace	368.0	$ -	$ -	$ -	$ -	$ -	$ -	$ -	$ -
2625	T660001479	TEMP	Los Alamos - Meson to Los Alamos West Make Piggable	FP-NMG Transm Specific-Replace	369.0	$ -	$ -	$ -	$ -	$ -	$ -	$ -	$ -
2626	625001481	PRE-09772	CLA - Sedan PVC Replacement Phase III	FP-NMG Dist Specific-Replace	376.1	$ -	$ -	$ -	$ -	$ -	$ -	$ -	$ -
2627	625001481	PRE-09772	CLA - Sedan PVC Replacement Phase III	FP-NMG Dist Specific-Replace	376.2	$ -	$ -	$ -	$ -	$ -	$ -	$ -	$ -
2628	625001481	PRE-09772	CLA - Sedan PVC Replacement Phase III	FP-NMG Dist Specific-Replace	376.4	$ -	$ -	$ -	$ -	$ -	$ -	$ -	$ -
2629	625001481	PRE-09772	CLA - Sedan PVC Replacement Phase III	FP-NMG Dist Specific-Replace	380.0	$ -	$ -	$ -	$ -	$ -	$ -	$ -	$ -
2630	622001482	NEW-15518	ANT Chaparral Reinforcement	FP-NMG Dist Specifics-New	376.1	$ -	$ -	$ -	$ -	$ -	$ -	$ -	$ -
2631	622001482	NEW-15518	ANT Chaparral Reinforcement	FP-NMG Dist Specifics-New	376.2	$ -	$ -	$ -	$ -	$ -	$ -	$ -	$ -
2632	622001482	NEW-15518	ANT Chaparral Reinforcement	FP-NMG Dist Specifics-New	376.4	$ -	$ -	$ -	$ -	$ -	$ -	$ -	$ -
2633	626001483	PRE-09904	CLO - Tucumcari Main Line Phase I Bare Main Replacement	FP-NMG Dist Specific-Replace	376.1	$ -	$ -	$ -	$ -	$ -	$ -	$ -	$ -
2634	626001483	PRE-09904	CLO - Tucumcari Main Line Phase I Bare Main Replacement	FP-NMG Dist Specific-Replace	376.2	$ -	$ -	$ -	$ -	$ -	$ -	$ -	$ -
2635	626001483	PRE-09904	CLO - Tucumcari Main Line Phase I Bare Main Replacement	FP-NMG Dist Specific-Replace	376.4	$ -	$ -	$ -	$ -	$ -	$ -	$ -	$ -

NEW MEXICO GAS COMPANY, INC.

Plant Gross Activity
Base Period - 12 Months Ending March 31, 2023
Future Test Year - 12 Months Ending September 30, 2025

	A	B	C	D	E	F	G	H	I	J	K	L
3	Investment Number	FP Number	Investment Name	FP Type	FERC Account	4/30/2023	5/31/2023	6/30/2023	7/31/2023	8/31/2023	9/30/2023	10/31/2023
2636	626001483	PRE-09904	CLO - Tucumcari Main Line Phase I Bare Main Replacement	FP-NMG Dist Specific-Replace	380.0	$ -	$ -	$ -	$ -	$ -	$ -	$ -
2637	625001484	PRE-09984	CLA - Hi-Line PVC Replacement	FP-NMG Dist Specific-Replace	376.1	$ -	$ -	$ -	$ -	$ -	$ -	$ -
2638	625001484	PRE-09984	CLA - Hi-Line PVC Replacement	FP-NMG Dist Specific-Replace	376.2	$ -	$ -	$ -	$ -	$ -	$ -	$ -
2639	625001484	PRE-09984	CLA - Hi-Line PVC Replacement	FP-NMG Dist Specific-Replace	376.4	$ -	$ -	$ -	$ -	$ -	$ -	$ -
2640	625001484	PRE-09984	CLA - Hi-Line PVC Replacement	FP-NMG Dist Specific-Replace	380.0	$ -	$ -	$ -	$ -	$ -	$ -	$ -
2641	626001485	PRE-09986	CLO - Tucumcari Main Line Phase II Bare Main Replacement	FP-NMG Dist Specific-Replace	376.1	$ -	$ -	$ -	$ -	$ -	$ -	$ -
2642	626001485	PRE-09986	CLO - Tucumcari Main Line Phase II Bare Main Replacement	FP-NMG Dist Specific-Replace	376.2	$ -	$ -	$ -	$ -	$ -	$ -	$ -
2643	626001485	PRE-09986	CLO - Tucumcari Main Line Phase II Bare Main Replacement	FP-NMG Dist Specific-Replace	376.4	$ -	$ -	$ -	$ -	$ -	$ -	$ -
2644	626001485	PRE-09986	CLO - Tucumcari Main Line Phase II Bare Main Replacement	FP-NMG Dist Specific-Replace	380.0	$ -	$ -	$ -	$ -	$ -	$ -	$ -
2645	605001486	PRE-09985	CLO - Portales Main Line Phase II Bare Main Replacement	FP-NMG Dist Specific-Replace	376.1	$ -	$ -	$ -	$ -	$ 28,615	$ -	$ -
2646	605001486	PRE-09985	CLO - Portales Main Line Phase II Bare Main Replacement	FP-NMG Dist Specific-Replace	376.2	$ -	$ -	$ -	$ -	$ 200,303	$ -	$ -
2647	605001486	PRE-09985	CLO - Portales Main Line Phase II Bare Main Replacement	FP-NMG Dist Specific-Replace	376.4	$ -	$ -	$ -	$ -	$ 14,307	$ -	$ -
2648	605001486	PRE-09985	CLO - Portales Main Line Phase II Bare Main Replacement	FP-NMG Dist Specific-Replace	380.0	$ -	$ -	$ -	$ -	$ 42,922	$ -	$ -
2649	T624001487	PRE-10017	MAOP Replace -Potash-Intrepid West - IMCC Take off - to South End	FP-NMG Transm Specific-Replace	367.1	$ -	$ -	$ -	$ -	$ -	$ -	$ -
2650	T624001487	PRE-10017	MAOP Replace -Potash-Intrepid West - IMCC Take off - to South End	FP-NMG Transm Specific-Replace	368.0	$ -	$ -	$ -	$ -	$ -	$ -	$ -
2651	T624001487	PRE-10017	MAOP Replace -Potash-Intrepid West - IMCC Take off - to South End	FP-NMG Transm Specific-Replace	369.0	$ -	$ -	$ -	$ -	$ -	$ -	$ -
2652	610001488	NEW-15452	ABQ Reinforce Broadway MP System	FP-NMG Dist Mains-New	376.2	$ -	$ -	$ -	$ -	$ -	$ -	$ -
2653	629001489	PRE-09775	ROS - Hagerman Town Plant PVC Replacement	FP-NMG Dist Specific-Replace	376.1	$ -	$ -	$ -	$ -	$ -	$ -	$ -
2654	629001489	PRE-09775	ROS - Hagerman Town Plant PVC Replacement	FP-NMG Dist Specific-Replace	376.2	$ -	$ -	$ -	$ -	$ -	$ -	$ -
2655	629001489	PRE-09775	ROS - Hagerman Town Plant PVC Replacement	FP-NMG Dist Specific-Replace	376.4	$ -	$ -	$ -	$ -	$ -	$ -	$ -
2656	629001489	PRE-09775	ROS - Hagerman Town Plant PVC Replacement	FP-NMG Dist Specific-Replace	380.0	$ -	$ -	$ -	$ -	$ -	$ -	$ -
2657	610001490	PRE-09969	'23 ABQ X-Trube Project Ph1	FP-NMG Dist Specific-Replace	376.1	$ -	$ -	$ 64,081	$ -	$ -	$ 103,160	$ -
2658	610001490	PRE-09969	'23 ABQ X-Trube Project Ph1	FP-NMG Dist Specific-Replace	376.2	$ -	$ -	$ 448,569	$ -	$ -	$ 722,118	$ -
2659	610001490	PRE-09969	'23 ABQ X-Trube Project Ph1	FP-NMG Dist Specific-Replace	376.4	$ -	$ -	$ 32,041	$ -	$ -	$ 51,580	$ -
2660	610001490	PRE-09969	'23 ABQ X-Trube Project Ph1	FP-NMG Dist Specific-Replace	380.0	$ -	$ -	$ 96,122	$ -	$ -	$ 154,740	$ -
2661	601001491	TEMP	Gas Transport & Marketing Replacement/Upgrade	FP-NMG Intangible	303.3	$ -	$ -	$ -	$ -	$ -	$ -	$ -
2662	629001492	PRE-10036	ROS - West Morgan & Old Dexter Hwy PVC Replacement	FP-NMG Dist Specific-Replace	376.1	$ -	$ -	$ -	$ -	$ -	$ 54,058	$ -
2663	629001492	PRE-10036	ROS - West Morgan & Old Dexter Hwy PVC Replacement	FP-NMG Dist Specific-Replace	376.2	$ -	$ -	$ -	$ -	$ -	$ 378,409	$ -
2664	629001492	PRE-10036	ROS - West Morgan & Old Dexter Hwy PVC Replacement	FP-NMG Dist Specific-Replace	376.4	$ -	$ -	$ -	$ -	$ -	$ 27,029	$ -
2665	629001492	PRE-10036	ROS - West Morgan & Old Dexter Hwy PVC Replacement	FP-NMG Dist Specific-Replace	380.0	$ -	$ -	$ -	$ -	$ -	$ 81,088	$ -
2666	T624001494	TEMP	MAOP Replace Artesia 6in ML-W Pecos to Artesia BS	FP-NMG Transm Specific-Replace	367.1	$ -	$ -	$ -	$ -	$ -	$ -	$ -
2667	T624001494	TEMP	MAOP Replace Artesia 6in ML-W Pecos to Artesia BS	FP-NMG Transm Specific-Replace	368.0	$ -	$ -	$ -	$ -	$ -	$ -	$ -
2668	T624001494	TEMP	MAOP Replace Artesia 6in ML-W Pecos to Artesia BS	FP-NMG Transm Specific-Replace	369.0	$ -	$ -	$ -	$ -	$ -	$ -	$ -
2669	601001495	TEMP	Operations Legacy Applications Upgrade/Replace	FP-NMG Intangible	303.3	$ -	$ -	$ -	$ -	$ -	$ -	$ -
2670	601001496	TEMP	Service Suite Replacement/Upgrade	FP-NMG Intangible	303.3	$ -	$ -	$ -	$ -	$ -	$ -	$ -
2671	629001497	PRE-10035	ROS - Old Dexter & Old Chicksaw/Cherokee & Ojibwa PVC Replacement	FP-NMG Dist Specific-Replace	376.1	$ -	$ -	$ -	$ -	$ 30,524	$ -	$ -
2672	629001497	PRE-10035	ROS - Old Dexter & Old Chicksaw/Cherokee & Ojibwa PVC Replacement	FP-NMG Dist Specific-Replace	376.2	$ -	$ -	$ -	$ -	$ 213,668	$ -	$ -
2673	629001497	PRE-10035	ROS - Old Dexter & Old Chicksaw/Cherokee & Ojibwa PVC Replacement	FP-NMG Dist Specific-Replace	376.4	$ -	$ -	$ -	$ -	$ 15,262	$ -	$ -
2674	629001497	PRE-10035	ROS - Old Dexter & Old Chicksaw/Cherokee & Ojibwa PVC Replacement	FP-NMG Dist Specific-Replace	380.0	$ -	$ -	$ -	$ -	$ 45,786	$ -	$ -
2675	T624001498	TEMP	MAOP Replace -Oil center ML-DCP Eunice Lateral	FP-NMG Transm Specific-Replace	367.1	$ -	$ -	$ -	$ -	$ -	$ -	$ -
2676	T624001498	TEMP	MAOP Replace -Oil center ML-DCP Eunice Lateral	FP-NMG Transm Specific-Replace	368.0	$ -	$ -	$ -	$ -	$ -	$ -	$ -
2677	T624001498	TEMP	MAOP Replace -Oil center ML-DCP Eunice Lateral	FP-NMG Transm Specific-Replace	369.0	$ -	$ -	$ -	$ -	$ -	$ -	$ -
2678	T624001499	TEMP	MAOP Replace Oil Center ML from DCP lateral south to Hobbs West	FP-NMG Transm Specific-Replace	367.1	$ -	$ -	$ -	$ -	$ -	$ -	$ -
2679	T624001499	TEMP	MAOP Replace Oil Center ML from DCP lateral south to Hobbs West	FP-NMG Transm Specific-Replace	368.0	$ -	$ -	$ -	$ -	$ -	$ -	$ -
2680	T624001499	TEMP	MAOP Replace Oil Center ML from DCP lateral south to Hobbs West	FP-NMG Transm Specific-Replace	369.0	$ -	$ -	$ -	$ -	$ -	$ -	$ -
2681	620001500	PRE-09929	ROS - Lake Arthur PVC Replacement	FP-NMG Dist Specific-Replace	376.1	$ -	$ -	$ 19,971	$ -	$ -	$ -	$ -
2682	620001500	PRE-09929	ROS - Lake Arthur PVC Replacement	FP-NMG Dist Specific-Replace	376.2	$ -	$ -	$ 139,800	$ -	$ -	$ -	$ -
2683	620001500	PRE-09929	ROS - Lake Arthur PVC Replacement	FP-NMG Dist Specific-Replace	376.4	$ -	$ -	$ 9,986	$ -	$ -	$ -	$ -
2684	620001500	PRE-09929	ROS - Lake Arthur PVC Replacement	FP-NMG Dist Specific-Replace	380.0	$ -	$ -	$ 29,957	$ -	$ -	$ -	$ -
2685	T624001501	TEMP	MAOP Replace Oil Center ML from DCP Lateral north to Monument ML	FP-NMG Transm Specific-Replace	367.1	$ -	$ -	$ -	$ -	$ -	$ -	$ -
2686	T624001501	TEMP	MAOP Replace Oil Center ML from DCP Lateral north to Monument ML	FP-NMG Transm Specific-Replace	368.0	$ -	$ -	$ -	$ -	$ -	$ -	$ -
2687	T624001501	TEMP	MAOP Replace Oil Center ML from DCP Lateral north to Monument ML	FP-NMG Transm Specific-Replace	369.0	$ -	$ -	$ -	$ -	$ -	$ -	$ -
2688	T624001502	TEMP	Pecos Valley ML Replacement - Dublin Ranch to Mobil South	FP-NMG Transm Mains-Replace	367.1	$ -	$ -	$ -	$ -	$ -	$ -	$ -
2689	610001503	PRE-09768	ABQ Wesmeco Regulator Station Relocation	FP-NMG Dist Stations-Replace	378.0	$ -	$ -	$ -	$ -	$ -	$ -	$ -
2690	610001503	PRE-09768	ABQ Wesmeco Regulator Station Relocation	FP-NMG Dist Stations-Replace	385.0	$ -	$ -	$ -	$ -	$ -	$ -	$ -
2691	T624001504	PRE-09961	MAOP Replace Pecos Valley ML - Malaga BS to Amax Ph 2	FP-NMG Transm Specific-Replace	367.1	$ -	$ -	$ 10,539,588	$ -	$ -	$ -	$ -

NEW MEXICO GAS COMPANY, INC.

Plant Gross Activity
Base Period - 12 Months Ending March 31, 2023
Future Test Year - 12 Months Ending September 30, 2025

	A	B	C	D	E	M	N	O	P	Q	R	S	T
3	Investment Number	FP Number	Investment Name	FP Type	FERC Account	11/30/2023	12/31/2023	1/31/2024	2/29/2024	3/31/2024	4/30/2024	5/31/2024	6/30/2024
2636	626001483	PRE-09904	CLO - Tucumcari Main Line Phase I Bare Main Replacement	FP-NMG Dist Specific-Replace	380.0	$ -	$ -	$ -	$ -	$ -	$ -	$ -	$ -
2637	625001484	PRE-09984	CLA - Hi-Line PVC Replacement	FP-NMG Dist Specific-Replace	376.1	$ -	$ -	$ -	$ -	$ -	$ -	$ -	$ -
2638	625001484	PRE-09984	CLA - Hi-Line PVC Replacement	FP-NMG Dist Specific-Replace	376.2	$ -	$ -	$ -	$ -	$ -	$ -	$ -	$ -
2639	625001484	PRE-09984	CLA - Hi-Line PVC Replacement	FP-NMG Dist Specific-Replace	376.4	$ -	$ -	$ -	$ -	$ -	$ -	$ -	$ -
2640	625001484	PRE-09984	CLA - Hi-Line PVC Replacement	FP-NMG Dist Specific-Replace	380.0	$ -	$ -	$ -	$ -	$ -	$ -	$ -	$ -
2641	626001485	PRE-09986	CLO - Tucumcari Main Line Phase II Bare Main Replacement	FP-NMG Dist Specific-Replace	376.1	$ -	$ -	$ -	$ -	$ -	$ -	$ -	$ 356,162
2642	626001485	PRE-09986	CLO - Tucumcari Main Line Phase II Bare Main Replacement	FP-NMG Dist Specific-Replace	376.2	$ -	$ -	$ -	$ -	$ -	$ -	$ -	$ 2,493,131
2643	626001485	PRE-09986	CLO - Tucumcari Main Line Phase II Bare Main Replacement	FP-NMG Dist Specific-Replace	376.4	$ -	$ -	$ -	$ -	$ -	$ -	$ -	$ 178,081
2644	626001485	PRE-09986	CLO - Tucumcari Main Line Phase II Bare Main Replacement	FP-NMG Dist Specific-Replace	380.0	$ -	$ -	$ -	$ -	$ -	$ -	$ -	$ 534,242
2645	605001486	PRE-09985	CLO - Portales Main Line Phase II Bare Main Replacement	FP-NMG Dist Specific-Replace	376.1	$ -	$ -	$ -	$ -	$ -	$ -	$ -	$ -
2646	605001486	PRE-09985	CLO - Portales Main Line Phase II Bare Main Replacement	FP-NMG Dist Specific-Replace	376.2	$ -	$ -	$ -	$ -	$ -	$ -	$ -	$ -
2647	605001486	PRE-09985	CLO - Portales Main Line Phase II Bare Main Replacement	FP-NMG Dist Specific-Replace	376.4	$ -	$ -	$ -	$ -	$ -	$ -	$ -	$ -
2648	605001486	PRE-09985	CLO - Portales Main Line Phase II Bare Main Replacement	FP-NMG Dist Specific-Replace	380.0	$ -	$ -	$ -	$ -	$ -	$ -	$ -	$ -
2649	T624001487	PRE-10017	MAOP Replace -Potash-Intrepid West - IMCC Take off - to South End	FP-NMG Transm Specific-Replace	367.1	$ -	$ -	$ -	$ -	$ -	$ -	$ -	$ -
2650	T624001487	PRE-10017	MAOP Replace -Potash-Intrepid West - IMCC Take off - to South End	FP-NMG Transm Specific-Replace	368.0	$ -	$ -	$ -	$ -	$ -	$ -	$ -	$ -
2651	T624001487	PRE-10017	MAOP Replace -Potash-Intrepid West - IMCC Take off - to South End	FP-NMG Transm Specific-Replace	369.0	$ -	$ -	$ -	$ -	$ -	$ -	$ -	$ -
2652	610001488	NEW-15452	ABQ Reinforce Broadway MP System	FP-NMG Dist Mains-New	376.2	$ -	$ -	$ -	$ -	$ -	$ -	$ -	$ -
2653	629001489	PRE-09775	ROS - Hagerman Town Plant PVC Replacement	FP-NMG Dist Specific-Replace	376.1	$ -	$ -	$ -	$ -	$ -	$ -	$ -	$ -
2654	629001489	PRE-09775	ROS - Hagerman Town Plant PVC Replacement	FP-NMG Dist Specific-Replace	376.2	$ -	$ -	$ -	$ -	$ -	$ -	$ -	$ -
2655	629001489	PRE-09775	ROS - Hagerman Town Plant PVC Replacement	FP-NMG Dist Specific-Replace	376.4	$ -	$ -	$ -	$ -	$ -	$ -	$ -	$ -
2656	629001489	PRE-09775	ROS - Hagerman Town Plant PVC Replacement	FP-NMG Dist Specific-Replace	380.0	$ -	$ -	$ -	$ -	$ -	$ -	$ -	$ -
2657	610001490	PRE-09969	'23 ABQ X-Trube Project Ph1	FP-NMG Dist Specific-Replace	376.1	$ -	$ 13,292	$ -	$ -	$ -	$ -	$ -	$ -
2658	610001490	PRE-09969	'23 ABQ X-Trube Project Ph1	FP-NMG Dist Specific-Replace	376.2	$ -	$ 93,046	$ -	$ -	$ -	$ -	$ -	$ -
2659	610001490	PRE-09969	'23 ABQ X-Trube Project Ph1	FP-NMG Dist Specific-Replace	376.4	$ -	$ 6,646	$ -	$ -	$ -	$ -	$ -	$ -
2660	610001490	PRE-09969	'23 ABQ X-Trube Project Ph1	FP-NMG Dist Specific-Replace	380.0	$ -	$ 19,938	$ -	$ -	$ -	$ -	$ -	$ -
2661	601001491	TEMP	Gas Transport & Marketing Replacement/Upgrade	FP-NMG Intangible	303.3	$ -	$ -	$ -	$ -	$ -	$ -	$ -	$ -
2662	629001492	PRE-10036	ROS - West Morgan & Old Dexter Hwy PVC Replacement	FP-NMG Dist Specific-Replace	376.1	$ -	$ -	$ -	$ -	$ -	$ -	$ -	$ -
2663	629001492	PRE-10036	ROS - West Morgan & Old Dexter Hwy PVC Replacement	FP-NMG Dist Specific-Replace	376.2	$ -	$ -	$ -	$ -	$ -	$ -	$ -	$ -
2664	629001492	PRE-10036	ROS - West Morgan & Old Dexter Hwy PVC Replacement	FP-NMG Dist Specific-Replace	376.4	$ -	$ -	$ -	$ -	$ -	$ -	$ -	$ -
2665	629001492	PRE-10036	ROS - West Morgan & Old Dexter Hwy PVC Replacement	FP-NMG Dist Specific-Replace	380.0	$ -	$ -	$ -	$ -	$ -	$ -	$ -	$ -
2666	T624001494	TEMP	MAOP Replace Artesia 6in ML-W Pecos to Artesia BS	FP-NMG Transm Specific-Replace	367.1	$ -	$ -	$ -	$ -	$ -	$ -	$ -	$ -
2667	T624001494	TEMP	MAOP Replace Artesia 6in ML-W Pecos to Artesia BS	FP-NMG Transm Specific-Replace	368.0	$ -	$ -	$ -	$ -	$ -	$ -	$ -	$ -
2668	T624001494	TEMP	MAOP Replace Artesia 6in ML-W Pecos to Artesia BS	FP-NMG Transm Specific-Replace	369.0	$ -	$ -	$ -	$ -	$ -	$ -	$ -	$ -
2669	601001495	TEMP	Operations Legacy Applications Upgrade/Replace	FP-NMG Intangible	303.3	$ -	$ -	$ -	$ -	$ -	$ -	$ -	$ -
2670	601001496	TEMP	Service Suite Replacement/Upgrade	FP-NMG Intangible	303.3	$ -	$ -	$ -	$ -	$ -	$ -	$ -	$ -
2671	629001497	PRE-10035	ROS - Old Dexter & Old Chicksaw/Cherokee & Ojibwa PVC Replacement	FP-NMG Dist Specific-Replace	376.1	$ -	$ -	$ -	$ -	$ -	$ -	$ -	$ -
2672	629001497	PRE-10035	ROS - Old Dexter & Old Chicksaw/Cherokee & Ojibwa PVC Replacement	FP-NMG Dist Specific-Replace	376.2	$ -	$ -	$ -	$ -	$ -	$ -	$ -	$ -
2673	629001497	PRE-10035	ROS - Old Dexter & Old Chicksaw/Cherokee & Ojibwa PVC Replacement	FP-NMG Dist Specific-Replace	376.4	$ -	$ -	$ -	$ -	$ -	$ -	$ -	$ -
2674	629001497	PRE-10035	ROS - Old Dexter & Old Chicksaw/Cherokee & Ojibwa PVC Replacement	FP-NMG Dist Specific-Replace	380.0	$ -	$ -	$ -	$ -	$ -	$ -	$ -	$ -
2675	T624001498	TEMP	MAOP Replace -Oil center ML-DCP Eunice Lateral	FP-NMG Transm Specific-Replace	367.1	$ -	$ -	$ -	$ -	$ -	$ -	$ -	$ -
2676	T624001498	TEMP	MAOP Replace -Oil center ML-DCP Eunice Lateral	FP-NMG Transm Specific-Replace	368.0	$ -	$ -	$ -	$ -	$ -	$ -	$ -	$ -
2677	T624001498	TEMP	MAOP Replace -Oil center ML-DCP Eunice Lateral	FP-NMG Transm Specific-Replace	369.0	$ -	$ -	$ -	$ -	$ -	$ -	$ -	$ -
2678	T624001499	TEMP	MAOP Replace Oil Center ML from DCP lateral south to Hobbs West	FP-NMG Transm Specific-Replace	367.1	$ -	$ -	$ -	$ -	$ -	$ -	$ -	$ -
2679	T624001499	TEMP	MAOP Replace Oil Center ML from DCP lateral south to Hobbs West	FP-NMG Transm Specific-Replace	368.0	$ -	$ -	$ -	$ -	$ -	$ -	$ -	$ -
2680	T624001499	TEMP	MAOP Replace Oil Center ML from DCP lateral south to Hobbs West	FP-NMG Transm Specific-Replace	369.0	$ -	$ -	$ -	$ -	$ -	$ -	$ -	$ -
2681	620001500	PRE-09929	ROS - Lake Arthur PVC Replacement	FP-NMG Dist Specific-Replace	376.1	$ -	$ -	$ -	$ -	$ -	$ -	$ -	$ -
2682	620001500	PRE-09929	ROS - Lake Arthur PVC Replacement	FP-NMG Dist Specific-Replace	376.2	$ -	$ -	$ -	$ -	$ -	$ -	$ -	$ -
2683	620001500	PRE-09929	ROS - Lake Arthur PVC Replacement	FP-NMG Dist Specific-Replace	376.4	$ -	$ -	$ -	$ -	$ -	$ -	$ -	$ -
2684	620001500	PRE-09929	ROS - Lake Arthur PVC Replacement	FP-NMG Dist Specific-Replace	380.0	$ -	$ -	$ -	$ -	$ -	$ -	$ -	$ -
2685	T624001501	TEMP	MAOP Replace Oil Center ML from DCP Lateral north to Monument ML	FP-NMG Transm Specific-Replace	367.1	$ -	$ -	$ -	$ -	$ -	$ -	$ -	$ -
2686	T624001501	TEMP	MAOP Replace Oil Center ML from DCP Lateral north to Monument ML	FP-NMG Transm Specific-Replace	368.0	$ -	$ -	$ -	$ -	$ -	$ -	$ -	$ -
2687	T624001501	TEMP	MAOP Replace Oil Center ML from DCP Lateral north to Monument ML	FP-NMG Transm Specific-Replace	369.0	$ -	$ -	$ -	$ -	$ -	$ -	$ -	$ -
2688	T624001502	TEMP	Pecos Valley ML Replacement - Dublin Ranch to Mobil South	FP-NMG Transm Mains-Replace	367.1	$ -	$ -	$ -	$ -	$ -	$ -	$ -	$ -
2689	610001503	PRE-09768	ABQ Wesmeco Regulator Station Relocation	FP-NMG Dist Stations-Replace	378.0	$ -	$ -	$ -	$ -	$ -	$ -	$ -	$ -
2690	610001503	PRE-09768	ABQ Wesmeco Regulator Station Relocation	FP-NMG Dist Stations-Replace	385.0	$ -	$ -	$ -	$ -	$ -	$ -	$ -	$ -
2691	T624001504	PRE-09961	MAOP Replace Pecos Valley ML - Malaga BS to Amax Ph 2	FP-NMG Transm Specific-Replace	367.1	$ -	$ -	$ -	$ -	$ -	$ -	$ -	$ -

NEW MEXICO GAS COMPANY, INC.

Plant Gross Activity
Base Period - 12 Months Ending March 31, 2023
Future Test Year - 12 Months Ending September 30, 2025

	A	B	C	D	E	U	V	W	X	Y	Z	AA
3	Investment Number	FP Number	Investment Name	FP Type	FERC Account	7/31/2024	8/31/2024	9/30/2024	10/31/2024	11/30/2024	12/31/2024	1/31/2025
2636	626001483	PRE-09904	CLO - Tucumcari Main Line Phase I Bare Main Replacement	FP-NMG Dist Specific-Replace	380.0	$ -	$ -	$ -	$ -	$ -	$ -	$ -
2637	625001484	PRE-09984	CLA - Hi-Line PVC Replacement	FP-NMG Dist Specific-Replace	376.1	$ -	$ -	$ 64,306	$ -	$ -	$ -	$ -
2638	625001484	PRE-09984	CLA - Hi-Line PVC Replacement	FP-NMG Dist Specific-Replace	376.2	$ -	$ -	$ 450,144	$ -	$ -	$ -	$ -
2639	625001484	PRE-09984	CLA - Hi-Line PVC Replacement	FP-NMG Dist Specific-Replace	376.4	$ -	$ -	$ 32,153	$ -	$ -	$ -	$ -
2640	625001484	PRE-09984	CLA - Hi-Line PVC Replacement	FP-NMG Dist Specific-Replace	380.0	$ -	$ -	$ 96,459	$ -	$ -	$ -	$ -
2641	626001485	PRE-09986	CLO - Tucumcari Main Line Phase II Bare Main Replacement	FP-NMG Dist Specific-Replace	376.1	$ -	$ -	$ -	$ -	$ -	$ -	$ -
2642	626001485	PRE-09986	CLO - Tucumcari Main Line Phase II Bare Main Replacement	FP-NMG Dist Specific-Replace	376.2	$ -	$ -	$ -	$ -	$ -	$ -	$ -
2643	626001485	PRE-09986	CLO - Tucumcari Main Line Phase II Bare Main Replacement	FP-NMG Dist Specific-Replace	376.4	$ -	$ -	$ -	$ -	$ -	$ -	$ -
2644	626001485	PRE-09986	CLO - Tucumcari Main Line Phase II Bare Main Replacement	FP-NMG Dist Specific-Replace	380.0	$ -	$ -	$ -	$ -	$ -	$ -	$ -
2645	605001486	PRE-09985	CLO - Portales Main Line Phase II Bare Main Replacement	FP-NMG Dist Specific-Replace	376.1	$ -	$ -	$ -	$ -	$ -	$ -	$ -
2646	605001486	PRE-09985	CLO - Portales Main Line Phase II Bare Main Replacement	FP-NMG Dist Specific-Replace	376.2	$ -	$ -	$ -	$ -	$ -	$ -	$ -
2647	605001486	PRE-09985	CLO - Portales Main Line Phase II Bare Main Replacement	FP-NMG Dist Specific-Replace	376.4	$ -	$ -	$ -	$ -	$ -	$ -	$ -
2648	605001486	PRE-09985	CLO - Portales Main Line Phase II Bare Main Replacement	FP-NMG Dist Specific-Replace	380.0	$ -	$ -	$ -	$ -	$ -	$ -	$ -
2649	T624001487	PRE-10017	MAOP Replace -Potash-Intrepid West - IMCC Take off - to South End	FP-NMG Transm Specific-Replace	367.1	$ -	$ -	$ -	$ -	$ -	$ 7,559,595	$ -
2650	T624001487	PRE-10017	MAOP Replace -Potash-Intrepid West - IMCC Take off - to South End	FP-NMG Transm Specific-Replace	368.0	$ -	$ -	$ -	$ -	$ -	$ 1,079,942	$ -
2651	T624001487	PRE-10017	MAOP Replace -Potash-Intrepid West - IMCC Take off - to South End	FP-NMG Transm Specific-Replace	369.0	$ -	$ -	$ -	$ -	$ -	$ 2,159,884	$ -
2652	610001488	NEW-15452	ABQ Reinforce Broadway MP System	FP-NMG Dist Mains-New	376.2	$ -	$ -	$ -	$ -	$ -	$ -	$ -
2653	629001489	PRE-09775	ROS - Hagerman Town Plant PVC Replacement	FP-NMG Dist Specific-Replace	376.1	$ -	$ -	$ -	$ -	$ -	$ -	$ -
2654	629001489	PRE-09775	ROS - Hagerman Town Plant PVC Replacement	FP-NMG Dist Specific-Replace	376.2	$ -	$ -	$ -	$ -	$ -	$ -	$ -
2655	629001489	PRE-09775	ROS - Hagerman Town Plant PVC Replacement	FP-NMG Dist Specific-Replace	376.4	$ -	$ -	$ -	$ -	$ -	$ -	$ -
2656	629001489	PRE-09775	ROS - Hagerman Town Plant PVC Replacement	FP-NMG Dist Specific-Replace	380.0	$ -	$ -	$ -	$ -	$ -	$ -	$ -
2657	610001490	PRE-09969	'23 ABQ X-Trube Project Ph1	FP-NMG Dist Specific-Replace	376.1	$ -	$ -	$ -	$ -	$ -	$ -	$ -
2658	610001490	PRE-09969	'23 ABQ X-Trube Project Ph1	FP-NMG Dist Specific-Replace	376.2	$ -	$ -	$ -	$ -	$ -	$ -	$ -
2659	610001490	PRE-09969	'23 ABQ X-Trube Project Ph1	FP-NMG Dist Specific-Replace	376.4	$ -	$ -	$ -	$ -	$ -	$ -	$ -
2660	610001490	PRE-09969	'23 ABQ X-Trube Project Ph1	FP-NMG Dist Specific-Replace	380.0	$ -	$ -	$ -	$ -	$ -	$ -	$ -
2661	601001491	TEMP	Gas Transport & Marketing Replacement/Upgrade	FP-NMG Intangible	303.3	$ -	$ -	$ -	$ -	$ -	$ -	$ -
2662	629001492	PRE-10036	ROS - West Morgan & Old Dexter Hwy PVC Replacement	FP-NMG Dist Specific-Replace	376.1	$ -	$ -	$ -	$ -	$ -	$ -	$ -
2663	629001492	PRE-10036	ROS - West Morgan & Old Dexter Hwy PVC Replacement	FP-NMG Dist Specific-Replace	376.2	$ -	$ -	$ -	$ -	$ -	$ -	$ -
2664	629001492	PRE-10036	ROS - West Morgan & Old Dexter Hwy PVC Replacement	FP-NMG Dist Specific-Replace	376.4	$ -	$ -	$ -	$ -	$ -	$ -	$ -
2665	629001492	PRE-10036	ROS - West Morgan & Old Dexter Hwy PVC Replacement	FP-NMG Dist Specific-Replace	380.0	$ -	$ -	$ -	$ -	$ -	$ -	$ -
2666	T624001494	TEMP	MAOP Replace Artesia 6in ML-W Pecos to Artesia BS	FP-NMG Transm Specific-Replace	367.1	$ -	$ -	$ -	$ -	$ -	$ -	$ 3,984,321
2667	T624001494	TEMP	MAOP Replace Artesia 6in ML-W Pecos to Artesia BS	FP-NMG Transm Specific-Replace	368.0	$ -	$ -	$ -	$ -	$ -	$ -	$ 569,189
2668	T624001494	TEMP	MAOP Replace Artesia 6in ML-W Pecos to Artesia BS	FP-NMG Transm Specific-Replace	369.0	$ -	$ -	$ -	$ -	$ -	$ -	$ 1,138,377
2669	601001495	TEMP	Operations Legacy Applications Upgrade/Replace	FP-NMG Intangible	303.3	$ -	$ -	$ -	$ -	$ -	$ -	$ -
2670	601001496	TEMP	Service Suite Replacement/Upgrade	FP-NMG Intangible	303.3	$ -	$ -	$ -	$ -	$ -	$ -	$ -
2671	629001497	PRE-10035	ROS - Old Dexter & Old Chicksaw/Cherokee & Ojibwa PVC Replacement	FP-NMG Dist Specific-Replace	376.1	$ -	$ -	$ -	$ -	$ -	$ -	$ -
2672	629001497	PRE-10035	ROS - Old Dexter & Old Chicksaw/Cherokee & Ojibwa PVC Replacement	FP-NMG Dist Specific-Replace	376.2	$ -	$ -	$ -	$ -	$ -	$ -	$ -
2673	629001497	PRE-10035	ROS - Old Dexter & Old Chicksaw/Cherokee & Ojibwa PVC Replacement	FP-NMG Dist Specific-Replace	376.4	$ -	$ -	$ -	$ -	$ -	$ -	$ -
2674	629001497	PRE-10035	ROS - Old Dexter & Old Chicksaw/Cherokee & Ojibwa PVC Replacement	FP-NMG Dist Specific-Replace	380.0	$ -	$ -	$ -	$ -	$ -	$ -	$ -
2675	T624001498	TEMP	MAOP Replace -Oil center ML-DCP Eunice Lateral	FP-NMG Transm Specific-Replace	367.1	$ -	$ -	$ -	$ -	$ -	$ -	$ -
2676	T624001498	TEMP	MAOP Replace -Oil center ML-DCP Eunice Lateral	FP-NMG Transm Specific-Replace	368.0	$ -	$ -	$ -	$ -	$ -	$ -	$ -
2677	T624001498	TEMP	MAOP Replace -Oil center ML-DCP Eunice Lateral	FP-NMG Transm Specific-Replace	369.0	$ -	$ -	$ -	$ -	$ -	$ -	$ -
2678	T624001499	TEMP	MAOP Replace Oil Center ML from DCP lateral south to Hobbs West	FP-NMG Transm Specific-Replace	367.1	$ -	$ -	$ -	$ -	$ -	$ -	$ -
2679	T624001499	TEMP	MAOP Replace Oil Center ML from DCP lateral south to Hobbs West	FP-NMG Transm Specific-Replace	368.0	$ -	$ -	$ -	$ -	$ -	$ -	$ -
2680	T624001499	TEMP	MAOP Replace Oil Center ML from DCP lateral south to Hobbs West	FP-NMG Transm Specific-Replace	369.0	$ -	$ -	$ -	$ -	$ -	$ -	$ -
2681	620001500	PRE-09929	ROS - Lake Arthur PVC Replacement	FP-NMG Dist Specific-Replace	376.1	$ -	$ -	$ -	$ -	$ -	$ -	$ -
2682	620001500	PRE-09929	ROS - Lake Arthur PVC Replacement	FP-NMG Dist Specific-Replace	376.2	$ -	$ -	$ -	$ -	$ -	$ -	$ -
2683	620001500	PRE-09929	ROS - Lake Arthur PVC Replacement	FP-NMG Dist Specific-Replace	376.4	$ -	$ -	$ -	$ -	$ -	$ -	$ -
2684	620001500	PRE-09929	ROS - Lake Arthur PVC Replacement	FP-NMG Dist Specific-Replace	380.0	$ -	$ -	$ -	$ -	$ -	$ -	$ -
2685	T624001501	TEMP	MAOP Replace Oil Center ML from DCP Lateral north to Monument ML	FP-NMG Transm Specific-Replace	367.1	$ -	$ -	$ -	$ -	$ -	$ -	$ -
2686	T624001501	TEMP	MAOP Replace Oil Center ML from DCP Lateral north to Monument ML	FP-NMG Transm Specific-Replace	368.0	$ -	$ -	$ -	$ -	$ -	$ -	$ -
2687	T624001501	TEMP	MAOP Replace Oil Center ML from DCP Lateral north to Monument ML	FP-NMG Transm Specific-Replace	369.0	$ -	$ -	$ -	$ -	$ -	$ -	$ -
2688	T624001502	TEMP	Pecos Valley ML Replacement - Dublin Ranch to Mobil South	FP-NMG Transm Mains-Replace	367.1	$ -	$ -	$ -	$ -	$ -	$ -	$ -
2689	610001503	PRE-09768	ABQ Wesmeco Regulator Station Relocation	FP-NMG Dist Stations-Replace	378.0	$ -	$ -	$ -	$ -	$ -	$ -	$ -
2690	610001503	PRE-09768	ABQ Wesmeco Regulator Station Relocation	FP-NMG Dist Stations-Replace	385.0	$ -	$ -	$ -	$ -	$ -	$ -	$ -
2691	T624001504	PRE-09961	MAOP Replace Pecos Valley ML - Malaga BS to Amax Ph 2	FP-NMG Transm Specific-Replace	367.1	$ -	$ -	$ -	$ -	$ -	$ -	$ -

NEW MEXICO GAS COMPANY, INC.

Plant Gross Activity
Base Period - 12 Months Ending March 31, 2023
Future Test Year - 12 Months Ending September 30, 2025

	A	B	C	D	E	AB	AC	AD	AE	AF	AG	AH	AI
3	Investment Number	FP Number	Investment Name	FP Type	FERC Account	2/28/2025	3/31/2025	4/30/2025	5/31/2025	6/30/2025	7/31/2025	8/31/2025	9/30/2025
2636	626001483	PRE-09904	CLO - Tucumcari Main Line Phase I Bare Main Replacement	FP-NMG Dist Specific-Replace	380.0	$ -	$ -	$ -	$ -	$ -	$ -	$ -	$ -
2637	625001484	PRE-09984	CLA - Hi-Line PVC Replacement	FP-NMG Dist Specific-Replace	376.1	$ -	$ -	$ -	$ -	$ -	$ -	$ -	$ -
2638	625001484	PRE-09984	CLA - Hi-Line PVC Replacement	FP-NMG Dist Specific-Replace	376.2	$ -	$ -	$ -	$ -	$ -	$ -	$ -	$ -
2639	625001484	PRE-09984	CLA - Hi-Line PVC Replacement	FP-NMG Dist Specific-Replace	376.4	$ -	$ -	$ -	$ -	$ -	$ -	$ -	$ -
2640	625001484	PRE-09984	CLA - Hi-Line PVC Replacement	FP-NMG Dist Specific-Replace	380.0	$ -	$ -	$ -	$ -	$ -	$ -	$ -	$ -
2641	626001485	PRE-09986	CLO - Tucumcari Main Line Phase II Bare Main Replacement	FP-NMG Dist Specific-Replace	376.1	$ -	$ -	$ -	$ -	$ -	$ -	$ -	$ -
2642	626001485	PRE-09986	CLO - Tucumcari Main Line Phase II Bare Main Replacement	FP-NMG Dist Specific-Replace	376.2	$ -	$ -	$ -	$ -	$ -	$ -	$ -	$ -
2643	626001485	PRE-09986	CLO - Tucumcari Main Line Phase II Bare Main Replacement	FP-NMG Dist Specific-Replace	376.4	$ -	$ -	$ -	$ -	$ -	$ -	$ -	$ -
2644	626001485	PRE-09986	CLO - Tucumcari Main Line Phase II Bare Main Replacement	FP-NMG Dist Specific-Replace	380.0	$ -	$ -	$ -	$ -	$ -	$ -	$ -	$ -
2645	605001486	PRE-09985	CLO - Portales Main Line Phase II Bare Main Replacement	FP-NMG Dist Specific-Replace	376.1	$ -	$ -	$ -	$ -	$ -	$ -	$ -	$ -
2646	605001486	PRE-09985	CLO - Portales Main Line Phase II Bare Main Replacement	FP-NMG Dist Specific-Replace	376.2	$ -	$ -	$ -	$ -	$ -	$ -	$ -	$ -
2647	605001486	PRE-09985	CLO - Portales Main Line Phase II Bare Main Replacement	FP-NMG Dist Specific-Replace	376.4	$ -	$ -	$ -	$ -	$ -	$ -	$ -	$ -
2648	605001486	PRE-09985	CLO - Portales Main Line Phase II Bare Main Replacement	FP-NMG Dist Specific-Replace	380.0	$ -	$ -	$ -	$ -	$ -	$ -	$ -	$ -
2649	T624001487	PRE-10017	MAOP Replace -Potash-Intrepid West - IMCC Take off - to South End	FP-NMG Transm Specific-Replace	367.1	$ -	$ -	$ -	$ -	$ -	$ -	$ -	$ -
2650	T624001487	PRE-10017	MAOP Replace -Potash-Intrepid West - IMCC Take off - to South End	FP-NMG Transm Specific-Replace	368.0	$ -	$ -	$ -	$ -	$ -	$ -	$ -	$ -
2651	T624001487	PRE-10017	MAOP Replace -Potash-Intrepid West - IMCC Take off - to South End	FP-NMG Transm Specific-Replace	369.0	$ -	$ -	$ -	$ -	$ -	$ -	$ -	$ -
2652	610001488	NEW-15452	ABQ Reinforce Broadway MP System	FP-NMG Dist Mains-New	376.2	$ -	$ -	$ -	$ -	$ -	$ -	$ -	$ -
2653	629001489	PRE-09775	ROS - Hagerman Town Plant PVC Replacement	FP-NMG Dist Specific-Replace	376.1	$ -	$ -	$ -	$ -	$ -	$ -	$ -	$ -
2654	629001489	PRE-09775	ROS - Hagerman Town Plant PVC Replacement	FP-NMG Dist Specific-Replace	376.2	$ -	$ -	$ -	$ -	$ -	$ -	$ -	$ -
2655	629001489	PRE-09775	ROS - Hagerman Town Plant PVC Replacement	FP-NMG Dist Specific-Replace	376.4	$ -	$ -	$ -	$ -	$ -	$ -	$ -	$ -
2656	629001489	PRE-09775	ROS - Hagerman Town Plant PVC Replacement	FP-NMG Dist Specific-Replace	380.0	$ -	$ -	$ -	$ -	$ -	$ -	$ -	$ -
2657	610001490	PRE-09969	'23 ABQ X-Trube Project Ph1	FP-NMG Dist Specific-Replace	376.1	$ -	$ -	$ -	$ -	$ -	$ -	$ -	$ -
2658	610001490	PRE-09969	'23 ABQ X-Trube Project Ph1	FP-NMG Dist Specific-Replace	376.2	$ -	$ -	$ -	$ -	$ -	$ -	$ -	$ -
2659	610001490	PRE-09969	'23 ABQ X-Trube Project Ph1	FP-NMG Dist Specific-Replace	376.4	$ -	$ -	$ -	$ -	$ -	$ -	$ -	$ -
2660	610001490	PRE-09969	'23 ABQ X-Trube Project Ph1	FP-NMG Dist Specific-Replace	380.0	$ -	$ -	$ -	$ -	$ -	$ -	$ -	$ -
2661	601001491	TEMP	Gas Transport & Marketing Replacement/Upgrade	FP-NMG Intangible	303.3	$ -	$ -	$ -	$ -	$ -	$ -	$ -	$ -
2662	629001492	PRE-10036	ROS - West Morgan & Old Dexter Hwy PVC Replacement	FP-NMG Dist Specific-Replace	376.1	$ -	$ -	$ -	$ -	$ -	$ -	$ -	$ -
2663	629001492	PRE-10036	ROS - West Morgan & Old Dexter Hwy PVC Replacement	FP-NMG Dist Specific-Replace	376.2	$ -	$ -	$ -	$ -	$ -	$ -	$ -	$ -
2664	629001492	PRE-10036	ROS - West Morgan & Old Dexter Hwy PVC Replacement	FP-NMG Dist Specific-Replace	376.4	$ -	$ -	$ -	$ -	$ -	$ -	$ -	$ -
2665	629001492	PRE-10036	ROS - West Morgan & Old Dexter Hwy PVC Replacement	FP-NMG Dist Specific-Replace	380.0	$ -	$ -	$ -	$ -	$ -	$ -	$ -	$ -
2666	T624001494	TEMP	MAOP Replace Artesia 6in ML-W Pecos to Artesia BS	FP-NMG Transm Specific-Replace	367.1	$ -	$ -	$ -	$ -	$ -	$ -	$ -	$ -
2667	T624001494	TEMP	MAOP Replace Artesia 6in ML-W Pecos to Artesia BS	FP-NMG Transm Specific-Replace	368.0	$ -	$ -	$ -	$ -	$ -	$ -	$ -	$ -
2668	T624001494	TEMP	MAOP Replace Artesia 6in ML-W Pecos to Artesia BS	FP-NMG Transm Specific-Replace	369.0	$ -	$ -	$ -	$ -	$ -	$ -	$ -	$ -
2669	601001495	TEMP	Operations Legacy Applications Upgrade/Replace	FP-NMG Intangible	303.3	$ -	$ -	$ -	$ -	$ -	$ -	$ -	$ -
2670	601001496	TEMP	Service Suite Replacement/Upgrade	FP-NMG Intangible	303.3	$ -	$ -	$ -	$ -	$ -	$ -	$ -	$ -
2671	629001497	PRE-10035	ROS - Old Dexter & Old Chicksaw/Cherokee & Ojibwa PVC Replacement	FP-NMG Dist Specific-Replace	376.1	$ -	$ -	$ -	$ -	$ -	$ -	$ -	$ -
2672	629001497	PRE-10035	ROS - Old Dexter & Old Chicksaw/Cherokee & Ojibwa PVC Replacement	FP-NMG Dist Specific-Replace	376.2	$ -	$ -	$ -	$ -	$ -	$ -	$ -	$ -
2673	629001497	PRE-10035	ROS - Old Dexter & Old Chicksaw/Cherokee & Ojibwa PVC Replacement	FP-NMG Dist Specific-Replace	376.4	$ -	$ -	$ -	$ -	$ -	$ -	$ -	$ -
2674	629001497	PRE-10035	ROS - Old Dexter & Old Chicksaw/Cherokee & Ojibwa PVC Replacement	FP-NMG Dist Specific-Replace	380.0	$ -	$ -	$ -	$ -	$ -	$ -	$ -	$ -
2675	T624001498	TEMP	MAOP Replace -Oil center ML-DCP Eunice Lateral	FP-NMG Transm Specific-Replace	367.1	$ -	$ -	$ -	$ -	$ -	$ -	$ -	$ -
2676	T624001498	TEMP	MAOP Replace -Oil center ML-DCP Eunice Lateral	FP-NMG Transm Specific-Replace	368.0	$ -	$ -	$ -	$ -	$ -	$ -	$ -	$ -
2677	T624001498	TEMP	MAOP Replace -Oil center ML-DCP Eunice Lateral	FP-NMG Transm Specific-Replace	369.0	$ -	$ -	$ -	$ -	$ -	$ -	$ -	$ -
2678	T624001499	TEMP	MAOP Replace Oil Center ML from DCP lateral south to Hobbs West	FP-NMG Transm Specific-Replace	367.1	$ -	$ -	$ -	$ -	$ -	$ -	$ -	$ -
2679	T624001499	TEMP	MAOP Replace Oil Center ML from DCP lateral south to Hobbs West	FP-NMG Transm Specific-Replace	368.0	$ -	$ -	$ -	$ -	$ -	$ -	$ -	$ -
2680	T624001499	TEMP	MAOP Replace Oil Center ML from DCP lateral south to Hobbs West	FP-NMG Transm Specific-Replace	369.0	$ -	$ -	$ -	$ -	$ -	$ -	$ -	$ -
2681	620001500	PRE-09929	ROS - Lake Arthur PVC Replacement	FP-NMG Dist Specific-Replace	376.1	$ -	$ -	$ -	$ -	$ -	$ -	$ -	$ -
2682	620001500	PRE-09929	ROS - Lake Arthur PVC Replacement	FP-NMG Dist Specific-Replace	376.2	$ -	$ -	$ -	$ -	$ -	$ -	$ -	$ -
2683	620001500	PRE-09929	ROS - Lake Arthur PVC Replacement	FP-NMG Dist Specific-Replace	376.4	$ -	$ -	$ -	$ -	$ -	$ -	$ -	$ -
2684	620001500	PRE-09929	ROS - Lake Arthur PVC Replacement	FP-NMG Dist Specific-Replace	380.0	$ -	$ -	$ -	$ -	$ -	$ -	$ -	$ -
2685	T624001501	TEMP	MAOP Replace Oil Center ML from DCP Lateral north to Monument ML	FP-NMG Transm Specific-Replace	367.1	$ -	$ -	$ -	$ -	$ -	$ -	$ -	$ -
2686	T624001501	TEMP	MAOP Replace Oil Center ML from DCP Lateral north to Monument ML	FP-NMG Transm Specific-Replace	368.0	$ -	$ -	$ -	$ -	$ -	$ -	$ -	$ -
2687	T624001501	TEMP	MAOP Replace Oil Center ML from DCP Lateral north to Monument ML	FP-NMG Transm Specific-Replace	369.0	$ -	$ -	$ -	$ -	$ -	$ -	$ -	$ -
2688	T624001502	TEMP	Pecos Valley ML Replacement - Dublin Ranch to Mobil South	FP-NMG Transm Mains-Replace	367.1	$ -	$ -	$ -	$ -	$ -	$ -	$ -	$ -
2689	610001503	PRE-09768	ABQ Wesmeco Regulator Station Relocation	FP-NMG Dist Stations-Replace	378.0	$ -	$ -	$ -	$ -	$ -	$ -	$ -	$ -
2690	610001503	PRE-09768	ABQ Wesmeco Regulator Station Relocation	FP-NMG Dist Stations-Replace	385.0	$ -	$ -	$ -	$ -	$ -	$ -	$ -	$ -
2691	T624001504	PRE-09961	MAOP Replace Pecos Valley ML - Malaga BS to Amax Ph 2	FP-NMG Transm Specific-Replace	367.1	$ -	$ -	$ -	$ -	$ -	$ -	$ -	$ -

NEW MEXICO GAS COMPANY, INC.

Plant Gross Activity
Base Period - 12 Months Ending March 31, 2023
Future Test Year - 12 Months Ending September 30, 2025

	A	B	C	D	E	F	G	H	I	J	K	L
3	Investment Number	FP Number	Investment Name	FP Type	FERC Account	4/30/2023	5/31/2023	6/30/2023	7/31/2023	8/31/2023	9/30/2023	10/31/2023
2692	T624001504	PRE-09961	MAOP Replace Pecos Valley ML - Malaga BS to Amax Ph 2	FP-NMG Transm Specific-Replace	368.0	$ -	$ -	$ 1,505,655	$ -	$ -	$ -	$ -
2693	T624001504	PRE-09961	MAOP Replace Pecos Valley ML - Malaga BS to Amax Ph 2	FP-NMG Transm Specific-Replace	369.0	$ -	$ -	$ 3,011,311	$ -	$ -	$ -	$ -
2694	601001505	NCP-15862	Second Internet Connection	FP-NMG Office Furn & Equip	391.2	$ -	$ -	$ -	$ -	$ -	$ -	$ -
2695	601001505	NCP-15862	Second Internet Connection	FP-NMG Office Furn & Equip	397.0	$ -	$ -	$ -	$ -	$ -	$ -	$ -
2696	601001505	NCP-15862	Second Internet Connection	FP-NMG Office Furn & Equip	398.0	$ -	$ -	$ -	$ -	$ -	$ -	$ -
2697	601001506	NCP-15863	Data Center Server Infrastructure Refresh	FP-NMG Office Furn & Equip	391.2	$ -	$ -	$ -	$ -	$ -	$ -	$ -
2698	601001506	NCP-15863	Data Center Server Infrastructure Refresh	FP-NMG Office Furn & Equip	397.0	$ -	$ -	$ -	$ -	$ -	$ -	$ -
2699	601001506	NCP-15863	Data Center Server Infrastructure Refresh	FP-NMG Office Furn & Equip	398.0	$ -	$ -	$ -	$ -	$ -	$ -	$ -
2700	620001507	PRE-09773	ROS - Cottonwood Irrigation Lateral Phase I PVC Replacement	FP-NMG Dist Specific-Replace	376.1	$ -	$ -	$ -	$ -	$ -	$ -	$ -
2701	620001507	PRE-09773	ROS - Cottonwood Irrigation Lateral Phase I PVC Replacement	FP-NMG Dist Specific-Replace	376.2	$ -	$ -	$ -	$ -	$ -	$ -	$ -
2702	620001507	PRE-09773	ROS - Cottonwood Irrigation Lateral Phase I PVC Replacement	FP-NMG Dist Specific-Replace	376.4	$ -	$ -	$ -	$ -	$ -	$ -	$ -
2703	620001507	PRE-09773	ROS - Cottonwood Irrigation Lateral Phase I PVC Replacement	FP-NMG Dist Specific-Replace	380.0	$ -	$ -	$ -	$ -	$ -	$ -	$ -
2704	601001508	NCP-16225	Electronic Field Data Capture (EFDC) - Year 3	FP-NMG Intangible	303.3	$ -	$ -	$ -	$ -	$ -	$ -	$ -
2705	601001509	TEMP	Business Intelligence & Analytics Solution	FP-NMG Intangible	303.3	$ -	$ -	$ -	$ -	$ -	$ -	$ -
2706	601001510	NCP-16123	Check Point Corporate Firewall Refresh	FP-NMG Office Furn & Equip	391.2	$ -	$ -	$ -	$ -	$ -	$ -	$ -
2707	601001510	NCP-16123	Check Point Corporate Firewall Refresh	FP-NMG Office Furn & Equip	397.0	$ -	$ -	$ -	$ -	$ -	$ -	$ -
2708	601001510	NCP-16123	Check Point Corporate Firewall Refresh	FP-NMG Office Furn & Equip	398.0	$ -	$ -	$ -	$ -	$ -	$ -	$ -
2709	601001512	NCP-16125	Check Point SCADA Firewall Refresh	FP-NMG Office Furn & Equip	391.2	$ 12,480	$ -	$ -	$ -	$ -	$ -	$ -
2710	601001512	NCP-16125	Check Point SCADA Firewall Refresh	FP-NMG Office Furn & Equip	397.0	$ 468	$ -	$ -	$ -	$ -	$ -	$ -
2711	601001512	NCP-16125	Check Point SCADA Firewall Refresh	FP-NMG Office Furn & Equip	398.0	$ 2,652	$ -	$ -	$ -	$ -	$ -	$ -
2712	T626001513	TEMP	Not needed clovis ml replacement	FP-NMG Transm Mains-Replace	367.1	$ -	$ -	$ -	$ -	$ -	$ -	$ -
2713	601001514	TEMP	Conferencing Room Updates & Refresh	FP-NMG Office Furn & Equip	391.2	$ -	$ -	$ -	$ -	$ -	$ -	$ -
2714	601001514	TEMP	Conferencing Room Updates & Refresh	FP-NMG Office Furn & Equip	397.0	$ -	$ -	$ -	$ -	$ -	$ -	$ -
2715	601001514	TEMP	Conferencing Room Updates & Refresh	FP-NMG Office Furn & Equip	398.0	$ -	$ -	$ -	$ -	$ -	$ -	$ -
2716	629001515	TEMP	ROS - 19th & Garden X-trude Coated Main	FP-NMG Dist Specific-Replace	376.1	$ -	$ -	$ -	$ -	$ -	$ -	$ -
2717	629001515	TEMP	ROS - 19th & Garden X-trude Coated Main	FP-NMG Dist Specific-Replace	376.2	$ -	$ -	$ -	$ -	$ -	$ -	$ -
2718	629001515	TEMP	ROS - 19th & Garden X-trude Coated Main	FP-NMG Dist Specific-Replace	376.4	$ -	$ -	$ -	$ -	$ -	$ -	$ -
2719	629001515	TEMP	ROS - 19th & Garden X-trude Coated Main	FP-NMG Dist Specific-Replace	380.0	$ -	$ -	$ -	$ -	$ -	$ -	$ -
2720	601001516	TEMP	ESRI/GIS Utility Network Implementation (2024)	FP-NMG Intangible	303.3	$ -	$ -	$ -	$ -	$ -	$ -	$ -
2721	601001517	TEMP	Customer Digitalization	FP-NMG Intangible	303.3	$ -	$ -	$ -	$ -	$ -	$ -	$ -
2722	601001518	NCP-16163	NetBackup Master Server & LTO Upgrade	FP-NMG Office Furn & Equip	391.2	$ -	$ -	$ -	$ -	$ -	$ -	$ -
2723	601001518	NCP-16163	NetBackup Master Server & LTO Upgrade	FP-NMG Office Furn & Equip	397.0	$ -	$ -	$ -	$ -	$ -	$ -	$ -
2724	601001518	NCP-16163	NetBackup Master Server & LTO Upgrade	FP-NMG Office Furn & Equip	398.0	$ -	$ -	$ -	$ -	$ -	$ -	$ -
2725	601001519	NCP-16111	Web Portal Enhancements	FP-NMG Intangible	303.3	$ -	$ -	$ -	$ -	$ -	$ -	$ -
2726	601001520	NCP-15859	KorWeb Enhancements	FP-NMG Intangible	303.3	$ -	$ -	$ -	$ -	$ -	$ -	$ -
2727	601001521	NCP-16160	Primera SAN Refresh	FP-NMG Office Furn & Equip	391.2	$ -	$ -	$ -	$ -	$ -	$ -	$ -
2728	601001521	NCP-16160	Primera SAN Refresh	FP-NMG Office Furn & Equip	397.0	$ -	$ -	$ -	$ -	$ -	$ -	$ -
2729	601001521	NCP-16160	Primera SAN Refresh	FP-NMG Office Furn & Equip	398.0	$ -	$ -	$ -	$ -	$ -	$ -	$ -
2730	601001522	NCP-16191	Asset Management EcoSystem Continuity	FP-NMG Intangible	303.3	$ -	$ -	$ -	$ -	$ -	$ -	$ -
2731	601001523	TEMP	Web Portal Enhancements	FP-NMG Intangible	303.3	$ -	$ -	$ -	$ -	$ -	$ -	$ -
2732	601001524	TEMP	Distributed RNG/LNG	FP-NMG Land_Structures&Improven	390.0	$ -	$ -	$ -	$ -	$ -	$ -	$ -
2733	627001525	PRE-09774	LOV - Prairieview PVC Replacement	FP-NMG Dist Specific-Replace	376.1	$ -	$ -	$ -	$ -	$ -	$ -	$ -
2734	627001525	PRE-09774	LOV - Prairieview PVC Replacement	FP-NMG Dist Specific-Replace	376.2	$ -	$ -	$ -	$ -	$ -	$ -	$ -
2735	627001525	PRE-09774	LOV - Prairieview PVC Replacement	FP-NMG Dist Specific-Replace	376.4	$ -	$ -	$ -	$ -	$ -	$ -	$ -
2736	627001525	PRE-09774	LOV - Prairieview PVC Replacement	FP-NMG Dist Specific-Replace	380.0	$ -	$ -	$ -	$ -	$ -	$ -	$ -
2737	610001527	NCP-15857	Statewide GMI Purchase	FP-NMG Tools, Shop & Garage Equip	394.0	$ -	$ -	$ -	$ -	$ -	$ -	$ -
2738	627001531	PRE-09968	LOV - Elvis Jones MP PVC Replacement	FP-NMG Dist Specific-Replace	376.1	$ -	$ -	$ -	$ -	$ -	$ -	$ -
2739	627001531	PRE-09968	LOV - Elvis Jones MP PVC Replacement	FP-NMG Dist Specific-Replace	376.2	$ -	$ -	$ -	$ -	$ -	$ -	$ -
2740	627001531	PRE-09968	LOV - Elvis Jones MP PVC Replacement	FP-NMG Dist Specific-Replace	376.4	$ -	$ -	$ -	$ -	$ -	$ -	$ -
2741	627001531	PRE-09968	LOV - Elvis Jones MP PVC Replacement	FP-NMG Dist Specific-Replace	380.0	$ -	$ -	$ -	$ -	$ -	$ -	$ -
2742	610001532	NCP-15858	ILI Launcher-Receiver/Hydrostatic Testing Facility	FP-NMG Tools, Shop & Garage Equip	394.0	$ -	$ -	$ -	$ -	$ -	$ -	$ -
2743	T626001533	PRE-10016	MAOP Replace Bare main Clovis 8-in ML 8 miles from MP 0 to MP 8	FP-NMG Transm Specific-Replace	367.1	$ -	$ -	$ -	$ -	$ -	$ -	$ -
2744	T626001533	PRE-10016	MAOP Replace Bare main Clovis 8-in ML 8 miles from MP 0 to MP 8	FP-NMG Transm Specific-Replace	368.0	$ -	$ -	$ -	$ -	$ -	$ -	$ -
2745	T626001533	PRE-10016	MAOP Replace Bare main Clovis 8-in ML 8 miles from MP 0 to MP 8	FP-NMG Transm Specific-Replace	369.0	$ -	$ -	$ -	$ -	$ -	$ -	$ -
2746	601001534	NEW-15432	Fence for Wyoming office	FP-NMG Land_Structures&Improven	390.0	$ -	$ -	$ -	$ -	$ -	$ -	$ -
2747	601001535	NCP-16124	Splunk Server Refresh	FP-NMG Office Furn & Equip	391.2	$ -	$ -	$ -	$ -	$ -	$ -	$ -

NEW MEXICO GAS COMPANY, INC.

Plant Gross Activity
Base Period - 12 Months Ending March 31, 2023
Future Test Year - 12 Months Ending September 30, 2025

	A	B	C	D	E	M	N	O	P	Q	R	S	T
3	Investment Number	FP Number	Investment Name	FP Type	FERC Account	11/30/2023	12/31/2023	1/31/2024	2/29/2024	3/31/2024	4/30/2024	5/31/2024	6/30/2024
2692	T624001504	PRE-09961	MAOP Replace Pecos Valley ML - Malaga BS to Amax Ph 2	FP-NMG Transm Specific-Replace	368.0	$ -	$ -	$ -	$ -	$ -	$ -	$ -	$ -
2693	T624001504	PRE-09961	MAOP Replace Pecos Valley ML - Malaga BS to Amax Ph 2	FP-NMG Transm Specific-Replace	369.0	$ -	$ -	$ -	$ -	$ -	$ -	$ -	$ -
2694	601001505	NCP-15862	Second Internet Connection	FP-NMG Office Furn & Equip	391.2	$ -	$ -	$ -	$ -	$ -	$ -	$ -	$ -
2695	601001505	NCP-15862	Second Internet Connection	FP-NMG Office Furn & Equip	397.0	$ -	$ -	$ -	$ -	$ -	$ -	$ -	$ -
2696	601001505	NCP-15862	Second Internet Connection	FP-NMG Office Furn & Equip	398.0	$ -	$ -	$ -	$ -	$ -	$ -	$ -	$ -
2697	601001506	NCP-15863	Data Center Server Infrastructure Refresh	FP-NMG Office Furn & Equip	391.2	$ -	$ -	$ -	$ -	$ -	$ -	$ -	$ -
2698	601001506	NCP-15863	Data Center Server Infrastructure Refresh	FP-NMG Office Furn & Equip	397.0	$ -	$ -	$ -	$ -	$ -	$ -	$ -	$ -
2699	601001506	NCP-15863	Data Center Server Infrastructure Refresh	FP-NMG Office Furn & Equip	398.0	$ -	$ -	$ -	$ -	$ -	$ -	$ -	$ -
2700	620001507	PRE-09773	ROS - Cottonwood Irrigation Lateral Phase I PVC Replacement	FP-NMG Dist Specific-Replace	376.1	$ -	$ -	$ -	$ -	$ -	$ -	$ -	$ -
2701	620001507	PRE-09773	ROS - Cottonwood Irrigation Lateral Phase I PVC Replacement	FP-NMG Dist Specific-Replace	376.2	$ -	$ -	$ -	$ -	$ -	$ -	$ -	$ -
2702	620001507	PRE-09773	ROS - Cottonwood Irrigation Lateral Phase I PVC Replacement	FP-NMG Dist Specific-Replace	376.4	$ -	$ -	$ -	$ -	$ -	$ -	$ -	$ -
2703	620001507	PRE-09773	ROS - Cottonwood Irrigation Lateral Phase I PVC Replacement	FP-NMG Dist Specific-Replace	380.0	$ -	$ -	$ -	$ -	$ -	$ -	$ -	$ -
2704	601001508	NCP-16225	Electronic Field Data Capture (EFDC) - Year 3	FP-NMG Intangible	303.3	$ -	$ -	$ -	$ -	$ -	$ -	$ -	$ -
2705	601001509	TEMP	Business Intelligence & Analytics Solution	FP-NMG Intangible	303.3	$ -	$ -	$ -	$ -	$ -	$ -	$ -	$ -
2706	601001510	NCP-16123	Check Point Corporate Firewall Refresh	FP-NMG Office Furn & Equip	391.2	$ -	$ -	$ -	$ -	$ -	$ -	$ -	$ -
2707	601001510	NCP-16123	Check Point Corporate Firewall Refresh	FP-NMG Office Furn & Equip	397.0	$ -	$ -	$ -	$ -	$ -	$ -	$ -	$ -
2708	601001510	NCP-16123	Check Point Corporate Firewall Refresh	FP-NMG Office Furn & Equip	398.0	$ -	$ -	$ -	$ -	$ -	$ -	$ -	$ -
2709	601001512	NCP-16125	Check Point SCADA Firewall Refresh	FP-NMG Office Furn & Equip	391.2	$ -	$ -	$ -	$ -	$ -	$ -	$ -	$ -
2710	601001512	NCP-16125	Check Point SCADA Firewall Refresh	FP-NMG Office Furn & Equip	397.0	$ -	$ -	$ -	$ -	$ -	$ -	$ -	$ -
2711	601001512	NCP-16125	Check Point SCADA Firewall Refresh	FP-NMG Office Furn & Equip	398.0	$ -	$ -	$ -	$ -	$ -	$ -	$ -	$ -
2712	T626001513	TEMP	Not needed clovis ml replacement	FP-NMG Transm Mains-Replace	367.1	$ -	$ -	$ -	$ -	$ -	$ -	$ -	$ -
2713	601001514	TEMP	Conferencing Room Updates & Refresh	FP-NMG Office Furn & Equip	391.2	$ -	$ -	$ -	$ -	$ -	$ -	$ -	$ -
2714	601001514	TEMP	Conferencing Room Updates & Refresh	FP-NMG Office Furn & Equip	397.0	$ -	$ -	$ -	$ -	$ -	$ -	$ -	$ -
2715	601001514	TEMP	Conferencing Room Updates & Refresh	FP-NMG Office Furn & Equip	398.0	$ -	$ -	$ -	$ -	$ -	$ -	$ -	$ -
2716	629001515	TEMP	ROS - 19th & Garden X-trude Coated Main	FP-NMG Dist Specific-Replace	376.1	$ -	$ -	$ -	$ -	$ -	$ -	$ -	$ -
2717	629001515	TEMP	ROS - 19th & Garden X-trude Coated Main	FP-NMG Dist Specific-Replace	376.2	$ -	$ -	$ -	$ -	$ -	$ -	$ -	$ -
2718	629001515	TEMP	ROS - 19th & Garden X-trude Coated Main	FP-NMG Dist Specific-Replace	376.4	$ -	$ -	$ -	$ -	$ -	$ -	$ -	$ -
2719	629001515	TEMP	ROS - 19th & Garden X-trude Coated Main	FP-NMG Dist Specific-Replace	380.0	$ -	$ -	$ -	$ -	$ -	$ -	$ -	$ -
2720	601001516	TEMP	ESRI/GIS Utility Network Implementation (2024)	FP-NMG Intangible	303.3	$ -	$ -	$ -	$ -	$ -	$ -	$ -	$ -
2721	601001517	TEMP	Customer Digitalization	FP-NMG Intangible	303.3	$ -	$ -	$ -	$ -	$ -	$ -	$ -	$ -
2722	601001518	NCP-16163	NetBackup Master Server & LTO Upgrade	FP-NMG Office Furn & Equip	391.2	$ -	$ -	$ -	$ -	$ -	$ -	$ -	$ -
2723	601001518	NCP-16163	NetBackup Master Server & LTO Upgrade	FP-NMG Office Furn & Equip	397.0	$ -	$ -	$ -	$ -	$ -	$ -	$ -	$ -
2724	601001518	NCP-16163	NetBackup Master Server & LTO Upgrade	FP-NMG Office Furn & Equip	398.0	$ -	$ -	$ -	$ -	$ -	$ -	$ -	$ -
2725	601001519	NCP-16111	Web Portal Enhancements	FP-NMG Intangible	303.3	$ -	$ -	$ -	$ -	$ -	$ -	$ -	$ -
2726	601001520	NCP-15859	KorWeb Enhancements	FP-NMG Intangible	303.3	$ -	$ -	$ -	$ -	$ -	$ -	$ -	$ -
2727	601001521	NCP-16160	Primera SAN Refresh	FP-NMG Office Furn & Equip	391.2	$ -	$ -	$ -	$ -	$ -	$ -	$ -	$ -
2728	601001521	NCP-16160	Primera SAN Refresh	FP-NMG Office Furn & Equip	397.0	$ -	$ -	$ -	$ -	$ -	$ -	$ -	$ -
2729	601001521	NCP-16160	Primera SAN Refresh	FP-NMG Office Furn & Equip	398.0	$ -	$ -	$ -	$ -	$ -	$ -	$ -	$ -
2730	601001522	NCP-16191	Asset Management EcoSystem Continuity	FP-NMG Intangible	303.3	$ -	$ -	$ -	$ -	$ -	$ -	$ -	$ -
2731	601001523	TEMP	Web Portal Enhancements	FP-NMG Intangible	303.3	$ -	$ -	$ -	$ -	$ -	$ -	$ -	$ -
2732	601001524	TEMP	Distributed RNG/LNG	FP-NMG Land_Structures&Improven	390.0	$ -	$ -	$ -	$ -	$ -	$ -	$ -	$ -
2733	627001525	PRE-09774	LOV - Prairieview PVC Replacement	FP-NMG Dist Specific-Replace	376.1	$ -	$ -	$ -	$ -	$ -	$ -	$ -	$ -
2734	627001525	PRE-09774	LOV - Prairieview PVC Replacement	FP-NMG Dist Specific-Replace	376.2	$ -	$ -	$ -	$ -	$ -	$ -	$ -	$ -
2735	627001525	PRE-09774	LOV - Prairieview PVC Replacement	FP-NMG Dist Specific-Replace	376.4	$ -	$ -	$ -	$ -	$ -	$ -	$ -	$ -
2736	627001525	PRE-09774	LOV - Prairieview PVC Replacement	FP-NMG Dist Specific-Replace	380.0	$ -	$ -	$ -	$ -	$ -	$ -	$ -	$ -
2737	610001527	NCP-15857	Statewide GMI Purchase	FP-NMG Tools, Shop & Garage Equip	394.0	$ -	$ -	$ -	$ -	$ -	$ -	$ -	$ -
2738	627001531	PRE-09968	LOV - Elvis Jones MP PVC Replacement	FP-NMG Dist Specific-Replace	376.1	$ -	$ 97,806	$ -	$ -	$ -	$ -	$ -	$ -
2739	627001531	PRE-09968	LOV - Elvis Jones MP PVC Replacement	FP-NMG Dist Specific-Replace	376.2	$ -	$ 684,641	$ -	$ -	$ -	$ -	$ -	$ -
2740	627001531	PRE-09968	LOV - Elvis Jones MP PVC Replacement	FP-NMG Dist Specific-Replace	376.4	$ -	$ 48,903	$ -	$ -	$ -	$ -	$ -	$ -
2741	627001531	PRE-09968	LOV - Elvis Jones MP PVC Replacement	FP-NMG Dist Specific-Replace	380.0	$ -	$ 146,709	$ -	$ -	$ -	$ -	$ -	$ -
2742	610001532	NCP-15858	ILI Launcher-Receiver/Hydrostatic Testing Facility	FP-NMG Tools, Shop & Garage Equip	394.0	$ -	$ -	$ -	$ -	$ -	$ -	$ -	$ -
2743	T626001533	PRE-10016	MAOP Replace Bare main Clovis 8-in ML 8 miles from MP 0 to MP 8	FP-NMG Transm Specific-Replace	367.1	$ -	$ -	$ 6,659,663	$ -	$ -	$ -	$ -	$ -
2744	T626001533	PRE-10016	MAOP Replace Bare main Clovis 8-in ML 8 miles from MP 0 to MP 8	FP-NMG Transm Specific-Replace	368.0	$ -	$ -	$ 951,380	$ -	$ -	$ -	$ -	$ -
2745	T626001533	PRE-10016	MAOP Replace Bare main Clovis 8-in ML 8 miles from MP 0 to MP 8	FP-NMG Transm Specific-Replace	369.0	$ -	$ -	$ 1,902,761	$ -	$ -	$ -	$ -	$ -
2746	601001534	NEW-15432	Fence for Wyoming office	FP-NMG Land_Structures&Improven	390.0	$ -	$ -	$ -	$ -	$ -	$ -	$ -	$ -
2747	601001535	NCP-16124	Splunk Server Refresh	FP-NMG Office Furn & Equip	391.2	$ -	$ -	$ -	$ -	$ -	$ -	$ -	$ -

NEW MEXICO GAS COMPANY, INC.

Plant Gross Activity
Base Period - 12 Months Ending March 31, 2023
Future Test Year - 12 Months Ending September 30, 2025

	A	B	C	D	E	U	V	W	X	Y	Z	AA
3	Investment Number	FP Number	Investment Name	FP Type	FERC Account	7/31/2024	8/31/2024	9/30/2024	10/31/2024	11/30/2024	12/31/2024	1/31/2025
2692	T624001504	PRE-09961	MAOP Replace Pecos Valley ML - Malaga BS to Amax Ph 2	FP-NMG Transm Specific-Replace	368.0	$ -	$ -	$ -	$ -	$ -	$ -	$ -
2693	T624001504	PRE-09961	MAOP Replace Pecos Valley ML - Malaga BS to Amax Ph 2	FP-NMG Transm Specific-Replace	369.0	$ -	$ -	$ -	$ -	$ -	$ -	$ -
2694	601001505	NCP-15862	Second Internet Connection	FP-NMG Office Furn & Equip	391.2	$ -	$ -	$ -	$ -	$ -	$ -	$ -
2695	601001505	NCP-15862	Second Internet Connection	FP-NMG Office Furn & Equip	397.0	$ -	$ -	$ -	$ -	$ -	$ -	$ -
2696	601001505	NCP-15862	Second Internet Connection	FP-NMG Office Furn & Equip	398.0	$ -	$ -	$ -	$ -	$ -	$ -	$ -
2697	601001506	NCP-15863	Data Center Server Infrastructure Refresh	FP-NMG Office Furn & Equip	391.2	$ -	$ -	$ -	$ -	$ -	$ -	$ -
2698	601001506	NCP-15863	Data Center Server Infrastructure Refresh	FP-NMG Office Furn & Equip	397.0	$ -	$ -	$ -	$ -	$ -	$ -	$ -
2699	601001506	NCP-15863	Data Center Server Infrastructure Refresh	FP-NMG Office Furn & Equip	398.0	$ -	$ -	$ -	$ -	$ -	$ -	$ -
2700	620001507	PRE-09773	ROS - Cottonwood Irrigation Lateral Phase I PVC Replacement	FP-NMG Dist Specific-Replace	376.1	$ -	$ -	$ -	$ -	$ -	$ -	$ -
2701	620001507	PRE-09773	ROS - Cottonwood Irrigation Lateral Phase I PVC Replacement	FP-NMG Dist Specific-Replace	376.2	$ -	$ -	$ -	$ -	$ -	$ -	$ -
2702	620001507	PRE-09773	ROS - Cottonwood Irrigation Lateral Phase I PVC Replacement	FP-NMG Dist Specific-Replace	376.4	$ -	$ -	$ -	$ -	$ -	$ -	$ -
2703	620001507	PRE-09773	ROS - Cottonwood Irrigation Lateral Phase I PVC Replacement	FP-NMG Dist Specific-Replace	380.0	$ -	$ -	$ -	$ -	$ -	$ -	$ -
2704	601001508	NCP-16225	Electronic Field Data Capture (EFDC) - Year 3	FP-NMG Intangible	303.3	$ -	$ -	$ -	$ -	$ -	$ -	$ -
2705	601001509	TEMP	Business Intelligence & Analytics Solution	FP-NMG Intangible	303.3	$ -	$ -	$ -	$ -	$ -	$ -	$ -
2706	601001510	NCP-16123	Check Point Corporate Firewall Refresh	FP-NMG Office Furn & Equip	391.2	$ -	$ -	$ -	$ -	$ -	$ -	$ -
2707	601001510	NCP-16123	Check Point Corporate Firewall Refresh	FP-NMG Office Furn & Equip	397.0	$ -	$ -	$ -	$ -	$ -	$ -	$ -
2708	601001510	NCP-16123	Check Point Corporate Firewall Refresh	FP-NMG Office Furn & Equip	398.0	$ -	$ -	$ -	$ -	$ -	$ -	$ -
2709	601001512	NCP-16125	Check Point SCADA Firewall Refresh	FP-NMG Office Furn & Equip	391.2	$ -	$ -	$ -	$ -	$ -	$ -	$ -
2710	601001512	NCP-16125	Check Point SCADA Firewall Refresh	FP-NMG Office Furn & Equip	397.0	$ -	$ -	$ -	$ -	$ -	$ -	$ -
2711	601001512	NCP-16125	Check Point SCADA Firewall Refresh	FP-NMG Office Furn & Equip	398.0	$ -	$ -	$ -	$ -	$ -	$ -	$ -
2712	T626001513	TEMP	Not needed clovis ml replacement	FP-NMG Transm Mains-Replace	367.1	$ -	$ -	$ -	$ -	$ -	$ -	$ -
2713	601001514	TEMP	Conferencing Room Updates & Refresh	FP-NMG Office Furn & Equip	391.2	$ -	$ -	$ -	$ -	$ -	$ -	$ -
2714	601001514	TEMP	Conferencing Room Updates & Refresh	FP-NMG Office Furn & Equip	397.0	$ -	$ -	$ -	$ -	$ -	$ -	$ -
2715	601001514	TEMP	Conferencing Room Updates & Refresh	FP-NMG Office Furn & Equip	398.0	$ -	$ -	$ -	$ -	$ -	$ -	$ -
2716	629001515	TEMP	ROS - 19th & Garden X-trude Coated Main	FP-NMG Dist Specific-Replace	376.1	$ -	$ -	$ -	$ -	$ -	$ -	$ -
2717	629001515	TEMP	ROS - 19th & Garden X-trude Coated Main	FP-NMG Dist Specific-Replace	376.2	$ -	$ -	$ -	$ -	$ -	$ -	$ -
2718	629001515	TEMP	ROS - 19th & Garden X-trude Coated Main	FP-NMG Dist Specific-Replace	376.4	$ -	$ -	$ -	$ -	$ -	$ -	$ -
2719	629001515	TEMP	ROS - 19th & Garden X-trude Coated Main	FP-NMG Dist Specific-Replace	380.0	$ -	$ -	$ -	$ -	$ -	$ -	$ -
2720	601001516	TEMP	ESRI/GIS Utility Network Implementation (2024)	FP-NMG Intangible	303.3	$ -	$ -	$ -	$ -	$ -	$ -	$ -
2721	601001517	TEMP	Customer Digitalization	FP-NMG Intangible	303.3	$ -	$ -	$ -	$ -	$ -	$ -	$ -
2722	601001518	NCP-16163	NetBackup Master Server & LTO Upgrade	FP-NMG Office Furn & Equip	391.2	$ -	$ -	$ -	$ -	$ -	$ -	$ -
2723	601001518	NCP-16163	NetBackup Master Server & LTO Upgrade	FP-NMG Office Furn & Equip	397.0	$ -	$ -	$ -	$ -	$ -	$ -	$ -
2724	601001518	NCP-16163	NetBackup Master Server & LTO Upgrade	FP-NMG Office Furn & Equip	398.0	$ -	$ -	$ -	$ -	$ -	$ -	$ -
2725	601001519	NCP-16111	Web Portal Enhancements	FP-NMG Intangible	303.3	$ -	$ -	$ -	$ -	$ -	$ -	$ -
2726	601001520	NCP-15859	KorWeb Enhancements	FP-NMG Intangible	303.3	$ -	$ -	$ -	$ -	$ -	$ -	$ -
2727	601001521	NCP-16160	Primera SAN Refresh	FP-NMG Office Furn & Equip	391.2	$ -	$ -	$ -	$ -	$ -	$ -	$ -
2728	601001521	NCP-16160	Primera SAN Refresh	FP-NMG Office Furn & Equip	397.0	$ -	$ -	$ -	$ -	$ -	$ -	$ -
2729	601001521	NCP-16160	Primera SAN Refresh	FP-NMG Office Furn & Equip	398.0	$ -	$ -	$ -	$ -	$ -	$ -	$ -
2730	601001522	NCP-16191	Asset Management EcoSystem Continuity	FP-NMG Intangible	303.3	$ -	$ -	$ -	$ -	$ -	$ -	$ 766,570
2731	601001523	TEMP	Web Portal Enhancements	FP-NMG Intangible	303.3	$ -	$ -	$ -	$ -	$ -	$ -	$ -
2732	601001524	TEMP	Distributed RNG/LNG	FP-NMG Land_Structures&Improven	390.0	$ -	$ -	$ -	$ -	$ -	$ -	$ -
2733	627001525	PRE-09774	LOV - Prairieview PVC Replacement	FP-NMG Dist Specific-Replace	376.1	$ -	$ -	$ -	$ -	$ -	$ -	$ -
2734	627001525	PRE-09774	LOV - Prairieview PVC Replacement	FP-NMG Dist Specific-Replace	376.2	$ -	$ -	$ -	$ -	$ -	$ -	$ -
2735	627001525	PRE-09774	LOV - Prairieview PVC Replacement	FP-NMG Dist Specific-Replace	376.4	$ -	$ -	$ -	$ -	$ -	$ -	$ -
2736	627001525	PRE-09774	LOV - Prairieview PVC Replacement	FP-NMG Dist Specific-Replace	380.0	$ -	$ -	$ -	$ -	$ -	$ -	$ -
2737	610001527	NCP-15857	Statewide GMI Purchase	FP-NMG Tools, Shop & Garage Equip	394.0	$ -	$ -	$ -	$ -	$ -	$ -	$ -
2738	627001531	PRE-09968	LOV - Elvis Jones MP PVC Replacement	FP-NMG Dist Specific-Replace	376.1	$ -	$ -	$ -	$ -	$ -	$ -	$ -
2739	627001531	PRE-09968	LOV - Elvis Jones MP PVC Replacement	FP-NMG Dist Specific-Replace	376.2	$ -	$ -	$ -	$ -	$ -	$ -	$ -
2740	627001531	PRE-09968	LOV - Elvis Jones MP PVC Replacement	FP-NMG Dist Specific-Replace	376.4	$ -	$ -	$ -	$ -	$ -	$ -	$ -
2741	627001531	PRE-09968	LOV - Elvis Jones MP PVC Replacement	FP-NMG Dist Specific-Replace	380.0	$ -	$ -	$ -	$ -	$ -	$ -	$ -
2742	610001532	NCP-15858	ILI Launcher-Receiver/Hydrostatic Testing Facility	FP-NMG Tools, Shop & Garage Equip	394.0	$ -	$ -	$ -	$ -	$ -	$ -	$ -
2743	T626001533	PRE-10016	MAOP Replace Bare main Clovis 8-in ML 8 miles from MP 0 to MP 8	FP-NMG Transm Specific-Replace	367.1	$ -	$ -	$ -	$ -	$ -	$ -	$ -
2744	T626001533	PRE-10016	MAOP Replace Bare main Clovis 8-in ML 8 miles from MP 0 to MP 8	FP-NMG Transm Specific-Replace	368.0	$ -	$ -	$ -	$ -	$ -	$ -	$ -
2745	T626001533	PRE-10016	MAOP Replace Bare main Clovis 8-in ML 8 miles from MP 0 to MP 8	FP-NMG Transm Specific-Replace	369.0	$ -	$ -	$ -	$ -	$ -	$ -	$ -
2746	601001534	NEW-15432	Fence for Wyoming office	FP-NMG Land_Structures&Improven	390.0	$ -	$ -	$ -	$ -	$ -	$ -	$ -
2747	601001535	NCP-16124	Splunk Server Refresh	FP-NMG Office Furn & Equip	391.2	$ -	$ -	$ -	$ -	$ -	$ -	$ -

NEW MEXICO GAS COMPANY, INC.

Plant Gross Activity
Base Period - 12 Months Ending March 31, 2023
Future Test Year - 12 Months Ending September 30, 2025

	A	B	C	D	E	AB	AC	AD	AE	AF	AG	AH	AI
3	Investment Number	FP Number	Investment Name	FP Type	FERC Account	2/28/2025	3/31/2025	4/30/2025	5/31/2025	6/30/2025	7/31/2025	8/31/2025	9/30/2025
2692	T624001504	PRE-09961	MAOP Replace Pecos Valley ML - Malaga BS to Amax Ph 2	FP-NMG Transm Specific-Replace	368.0	$ -	$ -	$ -	$ -	$ -	$ -	$ -	$ -
2693	T624001504	PRE-09961	MAOP Replace Pecos Valley ML - Malaga BS to Amax Ph 2	FP-NMG Transm Specific-Replace	369.0	$ -	$ -	$ -	$ -	$ -	$ -	$ -	$ -
2694	601001505	NCP-15862	Second Internet Connection	FP-NMG Office Furn & Equip	391.2	$ -	$ -	$ -	$ -	$ -	$ -	$ -	$ -
2695	601001505	NCP-15862	Second Internet Connection	FP-NMG Office Furn & Equip	397.0	$ -	$ -	$ -	$ -	$ -	$ -	$ -	$ -
2696	601001505	NCP-15862	Second Internet Connection	FP-NMG Office Furn & Equip	398.0	$ -	$ -	$ -	$ -	$ -	$ -	$ -	$ -
2697	601001506	NCP-15863	Data Center Server Infrastructure Refresh	FP-NMG Office Furn & Equip	391.2	$ -	$ -	$ -	$ -	$ -	$ -	$ -	$ -
2698	601001506	NCP-15863	Data Center Server Infrastructure Refresh	FP-NMG Office Furn & Equip	397.0	$ -	$ -	$ -	$ -	$ -	$ -	$ -	$ -
2699	601001506	NCP-15863	Data Center Server Infrastructure Refresh	FP-NMG Office Furn & Equip	398.0	$ -	$ -	$ -	$ -	$ -	$ -	$ -	$ -
2700	620001507	PRE-09773	ROS - Cottonwood Irrigation Lateral Phase I PVC Replacement	FP-NMG Dist Specific-Replace	376.1	$ -	$ -	$ -	$ -	$ -	$ -	$ -	$ -
2701	620001507	PRE-09773	ROS - Cottonwood Irrigation Lateral Phase I PVC Replacement	FP-NMG Dist Specific-Replace	376.2	$ -	$ -	$ -	$ -	$ -	$ -	$ -	$ -
2702	620001507	PRE-09773	ROS - Cottonwood Irrigation Lateral Phase I PVC Replacement	FP-NMG Dist Specific-Replace	376.4	$ -	$ -	$ -	$ -	$ -	$ -	$ -	$ -
2703	620001507	PRE-09773	ROS - Cottonwood Irrigation Lateral Phase I PVC Replacement	FP-NMG Dist Specific-Replace	380.0	$ -	$ -	$ -	$ -	$ -	$ -	$ -	$ -
2704	601001508	NCP-16225	Electronic Field Data Capture (EFDC) - Year 3	FP-NMG Intangible	303.3	$ -	$ -	$ -	$ -	$ -	$ -	$ -	$ -
2705	601001509	TEMP	Business Intelligence & Analytics Solution	FP-NMG Intangible	303.3	$ -	$ -	$ -	$ -	$ -	$ -	$ -	$ -
2706	601001510	NCP-16123	Check Point Corporate Firewall Refresh	FP-NMG Office Furn & Equip	391.2	$ -	$ -	$ -	$ -	$ -	$ -	$ -	$ -
2707	601001510	NCP-16123	Check Point Corporate Firewall Refresh	FP-NMG Office Furn & Equip	397.0	$ -	$ -	$ -	$ -	$ -	$ -	$ -	$ -
2708	601001510	NCP-16123	Check Point Corporate Firewall Refresh	FP-NMG Office Furn & Equip	398.0	$ -	$ -	$ -	$ -	$ -	$ -	$ -	$ -
2709	601001512	NCP-16125	Check Point SCADA Firewall Refresh	FP-NMG Office Furn & Equip	391.2	$ -	$ -	$ -	$ -	$ -	$ -	$ -	$ -
2710	601001512	NCP-16125	Check Point SCADA Firewall Refresh	FP-NMG Office Furn & Equip	397.0	$ -	$ -	$ -	$ -	$ -	$ -	$ -	$ -
2711	601001512	NCP-16125	Check Point SCADA Firewall Refresh	FP-NMG Office Furn & Equip	398.0	$ -	$ -	$ -	$ -	$ -	$ -	$ -	$ -
2712	T626001513	TEMP	Not needed clovis ml replacement	FP-NMG Transm Mains-Replace	367.1	$ -	$ -	$ -	$ -	$ -	$ -	$ -	$ -
2713	601001514	TEMP	Conferencing Room Updates & Refresh	FP-NMG Office Furn & Equip	391.2	$ -	$ -	$ -	$ -	$ -	$ -	$ -	$ -
2714	601001514	TEMP	Conferencing Room Updates & Refresh	FP-NMG Office Furn & Equip	397.0	$ -	$ -	$ -	$ -	$ -	$ -	$ -	$ -
2715	601001514	TEMP	Conferencing Room Updates & Refresh	FP-NMG Office Furn & Equip	398.0	$ -	$ -	$ -	$ -	$ -	$ -	$ -	$ -
2716	629001515	TEMP	ROS - 19th & Garden X-trude Coated Main	FP-NMG Dist Specific-Replace	376.1	$ -	$ -	$ -	$ -	$ -	$ 40,099	$ -	$ -
2717	629001515	TEMP	ROS - 19th & Garden X-trude Coated Main	FP-NMG Dist Specific-Replace	376.2	$ -	$ -	$ -	$ -	$ -	$ 280,690	$ -	$ -
2718	629001515	TEMP	ROS - 19th & Garden X-trude Coated Main	FP-NMG Dist Specific-Replace	376.4	$ -	$ -	$ -	$ -	$ -	$ 20,049	$ -	$ -
2719	629001515	TEMP	ROS - 19th & Garden X-trude Coated Main	FP-NMG Dist Specific-Replace	380.0	$ -	$ -	$ -	$ -	$ -	$ 60,148	$ -	$ -
2720	601001516	TEMP	ESRI/GIS Utility Network Implementation (2024)	FP-NMG Intangible	303.3	$ -	$ -	$ -	$ -	$ -	$ -	$ -	$ -
2721	601001517	TEMP	Customer Digitalization	FP-NMG Intangible	303.3	$ -	$ -	$ -	$ -	$ -	$ -	$ -	$ -
2722	601001518	NCP-16163	NetBackup Master Server & LTO Upgrade	FP-NMG Office Furn & Equip	391.2	$ -	$ -	$ -	$ -	$ -	$ -	$ -	$ -
2723	601001518	NCP-16163	NetBackup Master Server & LTO Upgrade	FP-NMG Office Furn & Equip	397.0	$ -	$ -	$ -	$ -	$ -	$ -	$ -	$ -
2724	601001518	NCP-16163	NetBackup Master Server & LTO Upgrade	FP-NMG Office Furn & Equip	398.0	$ -	$ -	$ -	$ -	$ -	$ -	$ -	$ -
2725	601001519	NCP-16111	Web Portal Enhancements	FP-NMG Intangible	303.3	$ -	$ -	$ -	$ -	$ -	$ -	$ -	$ -
2726	601001520	NCP-15859	KorWeb Enhancements	FP-NMG Intangible	303.3	$ -	$ -	$ -	$ -	$ -	$ -	$ -	$ -
2727	601001521	NCP-16160	Primera SAN Refresh	FP-NMG Office Furn & Equip	391.2	$ -	$ -	$ -	$ -	$ -	$ -	$ -	$ -
2728	601001521	NCP-16160	Primera SAN Refresh	FP-NMG Office Furn & Equip	397.0	$ -	$ -	$ -	$ -	$ -	$ -	$ -	$ -
2729	601001521	NCP-16160	Primera SAN Refresh	FP-NMG Office Furn & Equip	398.0	$ -	$ -	$ -	$ -	$ -	$ -	$ -	$ -
2730	601001522	NCP-16191	Asset Management EcoSystem Continuity	FP-NMG Intangible	303.3	$ -	$ -	$ -	$ -	$ -	$ -	$ -	$ -
2731	601001523	TEMP	Web Portal Enhancements	FP-NMG Intangible	303.3	$ -	$ -	$ -	$ -	$ -	$ -	$ -	$ -
2732	601001524	TEMP	Distributed RNG/LNG	FP-NMG Land_Structures&Improven	390.0	$ -	$ -	$ -	$ -	$ -	$ -	$ -	$ -
2733	627001525	PRE-09774	LOV - Prairieview PVC Replacement	FP-NMG Dist Specific-Replace	376.1	$ -	$ -	$ -	$ -	$ -	$ -	$ -	$ -
2734	627001525	PRE-09774	LOV - Prairieview PVC Replacement	FP-NMG Dist Specific-Replace	376.2	$ -	$ -	$ -	$ -	$ -	$ -	$ -	$ -
2735	627001525	PRE-09774	LOV - Prairieview PVC Replacement	FP-NMG Dist Specific-Replace	376.4	$ -	$ -	$ -	$ -	$ -	$ -	$ -	$ -
2736	627001525	PRE-09774	LOV - Prairieview PVC Replacement	FP-NMG Dist Specific-Replace	380.0	$ -	$ -	$ -	$ -	$ -	$ -	$ -	$ -
2737	610001527	NCP-15857	Statewide GMI Purchase	FP-NMG Tools, Shop & Garage Equip	394.0	$ -	$ -	$ -	$ -	$ -	$ -	$ -	$ -
2738	627001531	PRE-09968	LOV - Elvis Jones MP PVC Replacement	FP-NMG Dist Specific-Replace	376.1	$ -	$ -	$ -	$ -	$ -	$ -	$ -	$ -
2739	627001531	PRE-09968	LOV - Elvis Jones MP PVC Replacement	FP-NMG Dist Specific-Replace	376.2	$ -	$ -	$ -	$ -	$ -	$ -	$ -	$ -
2740	627001531	PRE-09968	LOV - Elvis Jones MP PVC Replacement	FP-NMG Dist Specific-Replace	376.4	$ -	$ -	$ -	$ -	$ -	$ -	$ -	$ -
2741	627001531	PRE-09968	LOV - Elvis Jones MP PVC Replacement	FP-NMG Dist Specific-Replace	380.0	$ -	$ -	$ -	$ -	$ -	$ -	$ -	$ -
2742	610001532	NCP-15858	ILI Launcher-Receiver/Hydrostatic Testing Facility	FP-NMG Tools, Shop & Garage Equip	394.0	$ -	$ -	$ -	$ -	$ -	$ -	$ -	$ -
2743	T626001533	PRE-10016	MAOP Replace Bare main Clovis 8-in ML 8 miles from MP 0 to MP 8	FP-NMG Transm Specific-Replace	367.1	$ -	$ -	$ -	$ -	$ -	$ -	$ -	$ -
2744	T626001533	PRE-10016	MAOP Replace Bare main Clovis 8-in ML 8 miles from MP 0 to MP 8	FP-NMG Transm Specific-Replace	368.0	$ -	$ -	$ -	$ -	$ -	$ -	$ -	$ -
2745	T626001533	PRE-10016	MAOP Replace Bare main Clovis 8-in ML 8 miles from MP 0 to MP 8	FP-NMG Transm Specific-Replace	369.0	$ -	$ -	$ -	$ -	$ -	$ -	$ -	$ -
2746	601001534	NEW-15432	Fence for Wyoming office	FP-NMG Land_Structures&Improven	390.0	$ -	$ -	$ -	$ -	$ -	$ -	$ -	$ -
2747	601001535	NCP-16124	Splunk Server Refresh	FP-NMG Office Furn & Equip	391.2	$ -	$ -	$ -	$ -	$ -	$ -	$ -	$ -

NEW MEXICO GAS COMPANY, INC.

Plant Gross Activity
Base Period - 12 Months Ending March 31, 2023
Future Test Year - 12 Months Ending September 30, 2025

	A	B	C	D	E	F	G	H	I	J	K	L
3	Investment Number	FP Number	Investment Name	FP Type	FERC Account	4/30/2023	5/31/2023	6/30/2023	7/31/2023	8/31/2023	9/30/2023	10/31/2023
2748	601001535	NCP-16124	Splunk Server Refresh	FP-NMG Office Furn & Equip	397.0	$ -	$ -	$ -	$ -	$ -	$ -	$ -
2749	601001535	NCP-16124	Splunk Server Refresh	FP-NMG Office Furn & Equip	398.0	$ -	$ -	$ -	$ -	$ -	$ -	$ -
2750	601001536	NCP-15860	Track & Traceability - CartoPac Expansion Phase I	FP-NMG Intangible	303.3	$ -	$ -	$ -	$ -	$ -	$ -	$ -
2751	601001537	NCP-16136	Disaster Recovery Data Center Hardware	FP-NMG Office Furn & Equip	391.2	$ -	$ -	$ -	$ -	$ -	$ -	$ -
2752	601001537	NCP-16136	Disaster Recovery Data Center Hardware	FP-NMG Office Furn & Equip	397.0	$ -	$ -	$ -	$ -	$ -	$ -	$ -
2753	601001537	NCP-16136	Disaster Recovery Data Center Hardware	FP-NMG Office Furn & Equip	398.0	$ -	$ -	$ -	$ -	$ -	$ -	$ -
2754	627001538	PRE-10012	LOV - East Lovington Knowles MP PVC Replacement	FP-NMG Dist Specific-Replace	376.1	$ -	$ -	$ -	$ -	$ -	$ -	$ -
2755	627001538	PRE-10012	LOV - East Lovington Knowles MP PVC Replacement	FP-NMG Dist Specific-Replace	376.2	$ -	$ -	$ -	$ -	$ -	$ -	$ -
2756	627001538	PRE-10012	LOV - East Lovington Knowles MP PVC Replacement	FP-NMG Dist Specific-Replace	376.4	$ -	$ -	$ -	$ -	$ -	$ -	$ -
2757	627001538	PRE-10012	LOV - East Lovington Knowles MP PVC Replacement	FP-NMG Dist Specific-Replace	380.0	$ -	$ -	$ -	$ -	$ -	$ -	$ -
2758	629001539	TEMP	ROS - Roswell Mainline Eliminate Farm Taps	FP-NMG Dist Specifics-New	376.1	$ -	$ -	$ -	$ -	$ -	$ -	$ -
2759	629001539	TEMP	ROS - Roswell Mainline Eliminate Farm Taps	FP-NMG Dist Specifics-New	376.2	$ -	$ -	$ -	$ -	$ -	$ -	$ -
2760	629001539	TEMP	ROS - Roswell Mainline Eliminate Farm Taps	FP-NMG Dist Specifics-New	376.4	$ -	$ -	$ -	$ -	$ -	$ -	$ -
2761	601001540	NCP-16190	Integrated Security Replacement (Badge)	FP-NMG Office Furn & Equip	391.2	$ -	$ -	$ -	$ -	$ -	$ -	$ -
2762	601001540	NCP-16190	Integrated Security Replacement (Badge)	FP-NMG Office Furn & Equip	397.0	$ -	$ -	$ -	$ -	$ -	$ -	$ -
2763	601001540	NCP-16190	Integrated Security Replacement (Badge)	FP-NMG Office Furn & Equip	398.0	$ -	$ -	$ -	$ -	$ -	$ -	$ -
2764	601001541	NCP-16176	Video Security Upgrade	FP-NMG Office Furn & Equip	391.2	$ -	$ -	$ -	$ -	$ -	$ -	$ -
2765	601001541	NCP-16176	Video Security Upgrade	FP-NMG Office Furn & Equip	397.0	$ -	$ -	$ -	$ -	$ -	$ -	$ -
2766	601001541	NCP-16176	Video Security Upgrade	FP-NMG Office Furn & Equip	398.0	$ -	$ -	$ -	$ -	$ -	$ -	$ -
2767	601001542	NCP-16185	SCADA Radio Refresh	FP-NMG Office Furn & Equip	391.2	$ -	$ -	$ -	$ -	$ -	$ -	$ -
2768	601001542	NCP-16185	SCADA Radio Refresh	FP-NMG Office Furn & Equip	397.0	$ -	$ -	$ -	$ -	$ -	$ -	$ -
2769	601001542	NCP-16185	SCADA Radio Refresh	FP-NMG Office Furn & Equip	398.0	$ -	$ -	$ -	$ -	$ -	$ -	$ -
2770	601001543	NCP-16182	Citrix NetScalers Refresh	FP-NMG Office Furn & Equip	391.2	$ -	$ -	$ -	$ -	$ -	$ -	$ -
2771	601001543	NCP-16182	Citrix NetScalers Refresh	FP-NMG Office Furn & Equip	397.0	$ -	$ -	$ -	$ -	$ -	$ -	$ -
2772	601001543	NCP-16182	Citrix NetScalers Refresh	FP-NMG Office Furn & Equip	398.0	$ -	$ -	$ -	$ -	$ -	$ -	$ -
2773	601001544	TEMP	Core Switch Refresh	FP-NMG Office Furn & Equip	391.2	$ -	$ -	$ -	$ -	$ -	$ -	$ -
2774	601001544	TEMP	Core Switch Refresh	FP-NMG Office Furn & Equip	397.0	$ -	$ -	$ -	$ -	$ -	$ -	$ -
2775	601001544	TEMP	Core Switch Refresh	FP-NMG Office Furn & Equip	398.0	$ -	$ -	$ -	$ -	$ -	$ -	$ -
2776	601001545	NCP-16183	Edith Routers and Switch Refresh	FP-NMG Office Furn & Equip	391.2	$ -	$ -	$ -	$ -	$ -	$ -	$ -
2777	601001545	NCP-16183	Edith Routers and Switch Refresh	FP-NMG Office Furn & Equip	397.0	$ -	$ -	$ -	$ -	$ -	$ -	$ -
2778	601001545	NCP-16183	Edith Routers and Switch Refresh	FP-NMG Office Furn & Equip	398.0	$ -	$ -	$ -	$ -	$ -	$ -	$ -
2779	601001546	NCP-16187	First Party Damages Application Upgrade/Replace (1PD)	FP-NMG Intangible	303.3	$ -	$ -	$ -	$ -	$ -	$ -	$ -
2780	601001547	NCP-16168	Gas Services Web (GSWeb) Upgrade/Replace	FP-NMG Intangible	303.3	$ -	$ -	$ -	$ -	$ -	$ -	$ -
2781	601001548	NCP-15861	Vista/Measurement Web Upgrade	FP-NMG Intangible	303.3	$ -	$ -	$ -	$ -	$ -	$ -	$ -
2782	610001549	PRE-09767	12" ABQ Eastside VHP Relocation	FP-NMG Dist Specific-Replace	376.1	$ -	$ -	$ -	$ -	$ -	$ -	$ -
2783	610001549	PRE-09767	12" ABQ Eastside VHP Relocation	FP-NMG Dist Specific-Replace	376.2	$ -	$ -	$ -	$ -	$ -	$ -	$ -
2784	610001549	PRE-09767	12" ABQ Eastside VHP Relocation	FP-NMG Dist Specific-Replace	376.4	$ -	$ -	$ -	$ -	$ -	$ -	$ -
2785	610001549	PRE-09767	12" ABQ Eastside VHP Relocation	FP-NMG Dist Specific-Replace	380.0	$ -	$ -	$ -	$ -	$ -	$ -	$ -
2786	601001550	TEMP	PaSTA Upgrade	FP-NMG Intangible	303.3	$ -	$ -	$ -	$ -	$ -	$ -	$ -
2787	601001551	NCP-16188	Gas Labor Database (GLDB) Upgrade/Replace	FP-NMG Intangible	303.3	$ -	$ -	$ -	$ -	$ -	$ -	$ -
2788	601001552	TEMP	AutoCAD Licensing Upgrade	FP-NMG Intangible	303.3	$ -	$ -	$ -	$ -	$ -	$ -	$ -
2789	601001554	TEMP	Business Intelligence & Analytics Solution	FP-NMG Intangible	303.3	$ -	$ -	$ -	$ -	$ -	$ -	$ -
2790	601001555	NCP-16184	Electronic Field Data Capture (EFDC) - Year 4	FP-NMG Intangible	303.3	$ -	$ -	$ -	$ -	$ -	$ -	$ -
2791	601001556	NCP-16189	Inspection Manager CIP (2023)	FP-NMG Intangible	303.3	$ -	$ -	$ -	$ -	$ -	$ -	$ -
2792	601001557	NCP-16166	ESRI/GIS Utility Network Discovery (2022)	FP-NMG Intangible	303.3	$ -	$ -	$ -	$ -	$ -	$ -	$ -
2793	601001558	NCP-16186	ESRI/GIS Expansion and Enhancements	FP-NMG Intangible	303.3	$ -	$ -	$ -	$ -	$ -	$ -	$ -
2794	601001559	NCP-16170	KorWeb Enhancements	FP-NMG Intangible	303.3	$ -	$ -	$ -	$ -	$ -	$ -	$ -
2795	601001560	NCP-16193	Misc Infrastructure Hardware Blanket	FP-NMG Office Furn & Equip	391.2	$ -	$ -	$ 70,846	$ -	$ -	$ 23,907	$ -
2796	601001560	NCP-16193	Misc Infrastructure Hardware Blanket	FP-NMG Office Furn & Equip	397.0	$ -	$ -	$ 2,657	$ -	$ -	$ 896	$ -
2797	601001560	NCP-16193	Misc Infrastructure Hardware Blanket	FP-NMG Office Furn & Equip	398.0	$ -	$ -	$ 15,055	$ -	$ -	$ 5,080	$ -
2798	601001561	NCP-16194	Operations Legacy Applications Upgrade/Replace	FP-NMG Intangible	303.3	$ -	$ -	$ -	$ -	$ -	$ -	$ -
2799	601001562	TEMP	Track & Traceability - CartoPac Expansion Phase II	FP-NMG Intangible	303.3	$ -	$ -	$ -	$ -	$ -	$ -	$ -
2800	601001563	TEMP	First & Third Party Damages Application Upgrade/Replace (3PD)	FP-NMG Intangible	303.3	$ -	$ -	$ -	$ -	$ -	$ -	$ -
2801	601001568	NCP-16113	2022 - 2024 CRM Banner Upgrade	FP-NMG Intangible	303.3	$ -	$ -	$ -	$ -	$ -	$ -	$ -
2802	T610001569	PRE-10025	Rebuild Coors & Ouray Regulator Station	FP-NMG Transm Stations-Replace	368.0	$ -	$ -	$ -	$ -	$ -	$ -	$ -
2803	T610001569	PRE-10025	Rebuild Coors & Ouray Regulator Station	FP-NMG Transm Stations-Replace	369.0	$ -	$ -	$ -	$ -	$ -	$ -	$ -

NEW MEXICO GAS COMPANY, INC.

Plant Gross Activity
Base Period - 12 Months Ending March 31, 2023
Future Test Year - 12 Months Ending September 30, 2025

	A	B	C	D	E	M	N	O	P	Q	R	S	T
3	Investment Number	FP Number	Investment Name	FP Type	FERC Account	11/30/2023	12/31/2023	1/31/2024	2/29/2024	3/31/2024	4/30/2024	5/31/2024	6/30/2024
2748	601001535	NCP-16124	Splunk Server Refresh	FP-NMG Office Furn & Equip	397.0	$ -	$ -	$ -	$ -	$ -	$ -	$ -	$ -
2749	601001535	NCP-16124	Splunk Server Refresh	FP-NMG Office Furn & Equip	398.0	$ -	$ -	$ -	$ -	$ -	$ -	$ -	$ -
2750	601001536	NCP-15860	Track & Traceability - CartoPac Expansion Phase I	FP-NMG Intangible	303.3	$ -	$ -	$ -	$ -	$ -	$ -	$ -	$ -
2751	601001537	NCP-16136	Disaster Recovery Data Center Hardware	FP-NMG Office Furn & Equip	391.2	$ -	$ -	$ -	$ -	$ -	$ -	$ -	$ -
2752	601001537	NCP-16136	Disaster Recovery Data Center Hardware	FP-NMG Office Furn & Equip	397.0	$ -	$ -	$ -	$ -	$ -	$ -	$ -	$ -
2753	601001537	NCP-16136	Disaster Recovery Data Center Hardware	FP-NMG Office Furn & Equip	398.0	$ -	$ -	$ -	$ -	$ -	$ -	$ -	$ -
2754	627001538	PRE-10012	LOV - East Lovington Knowles MP PVC Replacement	FP-NMG Dist Specific-Replace	376.1	$ -	$ 371,208	$ -	$ -	$ -	$ -	$ -	$ -
2755	627001538	PRE-10012	LOV - East Lovington Knowles MP PVC Replacement	FP-NMG Dist Specific-Replace	376.2	$ -	$ 2,598,454	$ -	$ -	$ -	$ -	$ -	$ -
2756	627001538	PRE-10012	LOV - East Lovington Knowles MP PVC Replacement	FP-NMG Dist Specific-Replace	376.4	$ -	$ 185,604	$ -	$ -	$ -	$ -	$ -	$ -
2757	627001538	PRE-10012	LOV - East Lovington Knowles MP PVC Replacement	FP-NMG Dist Specific-Replace	380.0	$ -	$ 556,812	$ -	$ -	$ -	$ -	$ -	$ -
2758	629001539	TEMP	ROS - Roswell Mainline Eliminate Farm Taps	FP-NMG Dist Specifics-New	376.1	$ -	$ -	$ -	$ -	$ -	$ -	$ -	$ -
2759	629001539	TEMP	ROS - Roswell Mainline Eliminate Farm Taps	FP-NMG Dist Specifics-New	376.2	$ -	$ -	$ -	$ -	$ -	$ -	$ -	$ -
2760	629001539	TEMP	ROS - Roswell Mainline Eliminate Farm Taps	FP-NMG Dist Specifics-New	376.4	$ -	$ -	$ -	$ -	$ -	$ -	$ -	$ -
2761	601001540	NCP-16190	Integrated Security Replacement (Badge)	FP-NMG Office Furn & Equip	391.2	$ -	$ -	$ -	$ -	$ -	$ -	$ -	$ -
2762	601001540	NCP-16190	Integrated Security Replacement (Badge)	FP-NMG Office Furn & Equip	397.0	$ -	$ -	$ -	$ -	$ -	$ -	$ -	$ -
2763	601001540	NCP-16190	Integrated Security Replacement (Badge)	FP-NMG Office Furn & Equip	398.0	$ -	$ -	$ -	$ -	$ -	$ -	$ -	$ -
2764	601001541	NCP-16176	Video Security Upgrade	FP-NMG Office Furn & Equip	391.2	$ -	$ -	$ -	$ -	$ -	$ -	$ -	$ -
2765	601001541	NCP-16176	Video Security Upgrade	FP-NMG Office Furn & Equip	397.0	$ -	$ -	$ -	$ -	$ -	$ -	$ -	$ -
2766	601001541	NCP-16176	Video Security Upgrade	FP-NMG Office Furn & Equip	398.0	$ -	$ -	$ -	$ -	$ -	$ -	$ -	$ -
2767	601001542	NCP-16185	SCADA Radio Refresh	FP-NMG Office Furn & Equip	391.2	$ -	$ -	$ -	$ -	$ -	$ -	$ -	$ -
2768	601001542	NCP-16185	SCADA Radio Refresh	FP-NMG Office Furn & Equip	397.0	$ -	$ -	$ -	$ -	$ -	$ -	$ -	$ -
2769	601001542	NCP-16185	SCADA Radio Refresh	FP-NMG Office Furn & Equip	398.0	$ -	$ -	$ -	$ -	$ -	$ -	$ -	$ -
2770	601001543	NCP-16182	Citrix NetScalers Refresh	FP-NMG Office Furn & Equip	391.2	$ -	$ -	$ -	$ -	$ -	$ -	$ -	$ -
2771	601001543	NCP-16182	Citrix NetScalers Refresh	FP-NMG Office Furn & Equip	397.0	$ -	$ -	$ -	$ -	$ -	$ -	$ -	$ -
2772	601001543	NCP-16182	Citrix NetScalers Refresh	FP-NMG Office Furn & Equip	398.0	$ -	$ -	$ -	$ -	$ -	$ -	$ -	$ -
2773	601001544	TEMP	Core Switch Refresh	FP-NMG Office Furn & Equip	391.2	$ -	$ -	$ -	$ -	$ -	$ -	$ -	$ -
2774	601001544	TEMP	Core Switch Refresh	FP-NMG Office Furn & Equip	397.0	$ -	$ -	$ -	$ -	$ -	$ -	$ -	$ -
2775	601001544	TEMP	Core Switch Refresh	FP-NMG Office Furn & Equip	398.0	$ -	$ -	$ -	$ -	$ -	$ -	$ -	$ -
2776	601001545	NCP-16183	Edith Routers and Switch Refresh	FP-NMG Office Furn & Equip	391.2	$ -	$ -	$ -	$ -	$ -	$ -	$ -	$ -
2777	601001545	NCP-16183	Edith Routers and Switch Refresh	FP-NMG Office Furn & Equip	397.0	$ -	$ -	$ -	$ -	$ -	$ -	$ -	$ -
2778	601001545	NCP-16183	Edith Routers and Switch Refresh	FP-NMG Office Furn & Equip	398.0	$ -	$ -	$ -	$ -	$ -	$ -	$ -	$ -
2779	601001546	NCP-16187	First Party Damages Application Upgrade/Replace (1PD)	FP-NMG Intangible	303.3	$ -	$ -	$ -	$ -	$ -	$ -	$ -	$ -
2780	601001547	NCP-16168	Gas Services Web (GSWeb) Upgrade/Replace	FP-NMG Intangible	303.3	$ -	$ -	$ -	$ -	$ -	$ -	$ -	$ -
2781	601001548	NCP-15861	Vista/Measurement Web Upgrade	FP-NMG Intangible	303.3	$ -	$ -	$ -	$ -	$ -	$ -	$ -	$ -
2782	610001549	PRE-09767	12" ABQ Eastside VHP Relocation	FP-NMG Dist Specific-Replace	376.1	$ -	$ -	$ -	$ -	$ -	$ -	$ -	$ -
2783	610001549	PRE-09767	12" ABQ Eastside VHP Relocation	FP-NMG Dist Specific-Replace	376.2	$ -	$ -	$ -	$ -	$ -	$ -	$ -	$ -
2784	610001549	PRE-09767	12" ABQ Eastside VHP Relocation	FP-NMG Dist Specific-Replace	376.4	$ -	$ -	$ -	$ -	$ -	$ -	$ -	$ -
2785	610001549	PRE-09767	12" ABQ Eastside VHP Relocation	FP-NMG Dist Specific-Replace	380.0	$ -	$ -	$ -	$ -	$ -	$ -	$ -	$ -
2786	601001550	TEMP	PaSTA Upgrade	FP-NMG Intangible	303.3	$ -	$ -	$ -	$ -	$ -	$ -	$ -	$ -
2787	601001551	NCP-16188	Gas Labor Database (GLDB) Upgrade/Replace	FP-NMG Intangible	303.3	$ -	$ -	$ -	$ -	$ -	$ -	$ -	$ -
2788	601001552	TEMP	AutoCAD Licensing Upgrade	FP-NMG Intangible	303.3	$ -	$ -	$ -	$ -	$ -	$ -	$ -	$ -
2789	601001554	TEMP	Business Intelligence & Analytics Solution	FP-NMG Intangible	303.3	$ -	$ -	$ -	$ -	$ -	$ -	$ -	$ -
2790	601001555	NCP-16184	Electronic Field Data Capture (EFDC) - Year 4	FP-NMG Intangible	303.3	$ -	$ -	$ 434,102	$ -	$ -	$ -	$ -	$ -
2791	601001556	NCP-16189	Inspection Manager CIP (2023)	FP-NMG Intangible	303.3	$ -	$ -	$ -	$ -	$ -	$ -	$ -	$ -
2792	601001557	NCP-16166	ESRI/GIS Utility Network Discovery (2022)	FP-NMG Intangible	303.3	$ -	$ -	$ -	$ -	$ -	$ -	$ -	$ -
2793	601001558	NCP-16186	ESRI/GIS Expansion and Enhancements	FP-NMG Intangible	303.3	$ -	$ -	$ -	$ -	$ -	$ -	$ -	$ -
2794	601001559	NCP-16170	KorWeb Enhancements	FP-NMG Intangible	303.3	$ -	$ -	$ -	$ -	$ -	$ -	$ -	$ -
2795	601001560	NCP-16193	Misc Infrastructure Hardware Blanket	FP-NMG Office Furn & Equip	391.2	$ -	$ 33,210	$ -	$ -	$ -	$ -	$ -	$ -
2796	601001560	NCP-16193	Misc Infrastructure Hardware Blanket	FP-NMG Office Furn & Equip	397.0	$ -	$ 1,245	$ -	$ -	$ -	$ -	$ -	$ -
2797	601001560	NCP-16193	Misc Infrastructure Hardware Blanket	FP-NMG Office Furn & Equip	398.0	$ -	$ 7,057	$ -	$ -	$ -	$ -	$ -	$ -
2798	601001561	NCP-16194	Operations Legacy Applications Upgrade/Replace	FP-NMG Intangible	303.3	$ -	$ -	$ -	$ -	$ -	$ -	$ -	$ -
2799	601001562	TEMP	Track & Traceability - CartoPac Expansion Phase II	FP-NMG Intangible	303.3	$ -	$ -	$ -	$ -	$ -	$ -	$ -	$ -
2800	601001563	TEMP	First & Third Party Damages Application Upgrade/Replace (3PD)	FP-NMG Intangible	303.3	$ -	$ -	$ -	$ -	$ -	$ -	$ -	$ -
2801	601001568	NCP-16113	2022 - 2024 CRM Banner Upgrade	FP-NMG Intangible	303.3	$ -	$ -	$ -	$ -	$ -	$ -	$ -	$ -
2802	T610001569	PRE-10025	Rebuild Coors & Ouray Regulator Station	FP-NMG Transm Stations-Replace	368.0	$ -	$ -	$ -	$ -	$ -	$ -	$ -	$ -
2803	T610001569	PRE-10025	Rebuild Coors & Ouray Regulator Station	FP-NMG Transm Stations-Replace	369.0	$ -	$ -	$ -	$ -	$ -	$ -	$ -	$ -

NEW MEXICO GAS COMPANY, INC.

Plant Gross Activity
Base Period - 12 Months Ending March 31, 2023
Future Test Year - 12 Months Ending September 30, 2025

	A	B	C	D	E	U	V	W	X	Y	Z	AA
3	Investment Number	FP Number	Investment Name	FP Type	FERC Account	7/31/2024	8/31/2024	9/30/2024	10/31/2024	11/30/2024	12/31/2024	1/31/2025
2748	601001535	NCP-16124	Splunk Server Refresh	FP-NMG Office Furn & Equip	397.0	$ -	$ -	$ -	$ -	$ -	$ -	$ -
2749	601001535	NCP-16124	Splunk Server Refresh	FP-NMG Office Furn & Equip	398.0	$ -	$ -	$ -	$ -	$ -	$ -	$ -
2750	601001536	NCP-15860	Track & Traceability - CartoPac Expansion Phase I	FP-NMG Intangible	303.3	$ -	$ -	$ -	$ -	$ -	$ -	$ -
2751	601001537	NCP-16136	Disaster Recovery Data Center Hardware	FP-NMG Office Furn & Equip	391.2	$ -	$ -	$ -	$ -	$ -	$ -	$ 1,429,544
2752	601001537	NCP-16136	Disaster Recovery Data Center Hardware	FP-NMG Office Furn & Equip	397.0	$ -	$ -	$ -	$ -	$ -	$ -	$ 53,608
2753	601001537	NCP-16136	Disaster Recovery Data Center Hardware	FP-NMG Office Furn & Equip	398.0	$ -	$ -	$ -	$ -	$ -	$ -	$ 303,778
2754	627001538	PRE-10012	LOV - East Lovington Knowles MP PVC Replacement	FP-NMG Dist Specific-Replace	376.1	$ -	$ -	$ -	$ -	$ -	$ -	$ -
2755	627001538	PRE-10012	LOV - East Lovington Knowles MP PVC Replacement	FP-NMG Dist Specific-Replace	376.2	$ -	$ -	$ -	$ -	$ -	$ -	$ -
2756	627001538	PRE-10012	LOV - East Lovington Knowles MP PVC Replacement	FP-NMG Dist Specific-Replace	376.4	$ -	$ -	$ -	$ -	$ -	$ -	$ -
2757	627001538	PRE-10012	LOV - East Lovington Knowles MP PVC Replacement	FP-NMG Dist Specific-Replace	380.0	$ -	$ -	$ -	$ -	$ -	$ -	$ -
2758	629001539	TEMP	ROS - Roswell Mainline Eliminate Farm Taps	FP-NMG Dist Specifics-New	376.1	$ -	$ -	$ -	$ -	$ -	$ -	$ -
2759	629001539	TEMP	ROS - Roswell Mainline Eliminate Farm Taps	FP-NMG Dist Specifics-New	376.2	$ -	$ -	$ -	$ -	$ -	$ -	$ -
2760	629001539	TEMP	ROS - Roswell Mainline Eliminate Farm Taps	FP-NMG Dist Specifics-New	376.4	$ -	$ -	$ -	$ -	$ -	$ -	$ -
2761	601001540	NCP-16190	Integrated Security Replacement (Badge)	FP-NMG Office Furn & Equip	391.2	$ -	$ -	$ -	$ -	$ -	$ -	$ -
2762	601001540	NCP-16190	Integrated Security Replacement (Badge)	FP-NMG Office Furn & Equip	397.0	$ -	$ -	$ -	$ -	$ -	$ -	$ -
2763	601001540	NCP-16190	Integrated Security Replacement (Badge)	FP-NMG Office Furn & Equip	398.0	$ -	$ -	$ -	$ -	$ -	$ -	$ -
2764	601001541	NCP-16176	Video Security Upgrade	FP-NMG Office Furn & Equip	391.2	$ -	$ -	$ -	$ -	$ -	$ -	$ -
2765	601001541	NCP-16176	Video Security Upgrade	FP-NMG Office Furn & Equip	397.0	$ -	$ -	$ -	$ -	$ -	$ -	$ -
2766	601001541	NCP-16176	Video Security Upgrade	FP-NMG Office Furn & Equip	398.0	$ -	$ -	$ -	$ -	$ -	$ -	$ -
2767	601001542	NCP-16185	SCADA Radio Refresh	FP-NMG Office Furn & Equip	391.2	$ -	$ -	$ -	$ -	$ -	$ -	$ -
2768	601001542	NCP-16185	SCADA Radio Refresh	FP-NMG Office Furn & Equip	397.0	$ -	$ -	$ -	$ -	$ -	$ -	$ -
2769	601001542	NCP-16185	SCADA Radio Refresh	FP-NMG Office Furn & Equip	398.0	$ -	$ -	$ -	$ -	$ -	$ -	$ -
2770	601001543	NCP-16182	Citrix NetScalers Refresh	FP-NMG Office Furn & Equip	391.2	$ -	$ -	$ -	$ -	$ -	$ -	$ -
2771	601001543	NCP-16182	Citrix NetScalers Refresh	FP-NMG Office Furn & Equip	397.0	$ -	$ -	$ -	$ -	$ -	$ -	$ -
2772	601001543	NCP-16182	Citrix NetScalers Refresh	FP-NMG Office Furn & Equip	398.0	$ -	$ -	$ -	$ -	$ -	$ -	$ -
2773	601001544	TEMP	Core Switch Refresh	FP-NMG Office Furn & Equip	391.2	$ -	$ -	$ -	$ -	$ -	$ -	$ -
2774	601001544	TEMP	Core Switch Refresh	FP-NMG Office Furn & Equip	397.0	$ -	$ -	$ -	$ -	$ -	$ -	$ -
2775	601001544	TEMP	Core Switch Refresh	FP-NMG Office Furn & Equip	398.0	$ -	$ -	$ -	$ -	$ -	$ -	$ -
2776	601001545	NCP-16183	Edith Routers and Switch Refresh	FP-NMG Office Furn & Equip	391.2	$ -	$ -	$ -	$ -	$ -	$ -	$ -
2777	601001545	NCP-16183	Edith Routers and Switch Refresh	FP-NMG Office Furn & Equip	397.0	$ -	$ -	$ -	$ -	$ -	$ -	$ -
2778	601001545	NCP-16183	Edith Routers and Switch Refresh	FP-NMG Office Furn & Equip	398.0	$ -	$ -	$ -	$ -	$ -	$ -	$ -
2779	601001546	NCP-16187	First Party Damages Application Upgrade/Replace (1PD)	FP-NMG Intangible	303.3	$ -	$ -	$ -	$ -	$ -	$ -	$ -
2780	601001547	NCP-16168	Gas Services Web (GSWeb) Upgrade/Replace	FP-NMG Intangible	303.3	$ -	$ -	$ -	$ -	$ -	$ -	$ -
2781	601001548	NCP-15861	Vista/Measurement Web Upgrade	FP-NMG Intangible	303.3	$ -	$ -	$ -	$ -	$ -	$ -	$ 35,203
2782	610001549	PRE-09767	12" ABQ Eastside VHP Relocation	FP-NMG Dist Specific-Replace	376.1	$ -	$ -	$ -	$ -	$ -	$ -	$ -
2783	610001549	PRE-09767	12" ABQ Eastside VHP Relocation	FP-NMG Dist Specific-Replace	376.2	$ -	$ -	$ -	$ -	$ -	$ -	$ -
2784	610001549	PRE-09767	12" ABQ Eastside VHP Relocation	FP-NMG Dist Specific-Replace	376.4	$ -	$ -	$ -	$ -	$ -	$ -	$ -
2785	610001549	PRE-09767	12" ABQ Eastside VHP Relocation	FP-NMG Dist Specific-Replace	380.0	$ -	$ -	$ -	$ -	$ -	$ -	$ -
2786	601001550	TEMP	PaSTA Upgrade	FP-NMG Intangible	303.3	$ -	$ -	$ -	$ -	$ -	$ -	$ -
2787	601001551	NCP-16188	Gas Labor Database (GLDB) Upgrade/Replace	FP-NMG Intangible	303.3	$ -	$ -	$ -	$ -	$ -	$ -	$ -
2788	601001552	TEMP	AutoCAD Licensing Upgrade	FP-NMG Intangible	303.3	$ -	$ -	$ -	$ -	$ -	$ -	$ -
2789	601001554	TEMP	Business Intelligence & Analytics Solution	FP-NMG Intangible	303.3	$ -	$ -	$ -	$ -	$ -	$ -	$ -
2790	601001555	NCP-16184	Electronic Field Data Capture (EFDC) - Year 4	FP-NMG Intangible	303.3	$ -	$ -	$ -	$ -	$ -	$ -	$ -
2791	601001556	NCP-16189	Inspection Manager CIP (2023)	FP-NMG Intangible	303.3	$ -	$ -	$ -	$ -	$ -	$ -	$ -
2792	601001557	NCP-16166	ESRI/GIS Utility Network Discovery (2022)	FP-NMG Intangible	303.3	$ -	$ -	$ -	$ -	$ -	$ -	$ 125,377
2793	601001558	NCP-16186	ESRI/GIS Expansion and Enhancements	FP-NMG Intangible	303.3	$ -	$ -	$ -	$ -	$ -	$ -	$ -
2794	601001559	NCP-16170	KorWeb Enhancements	FP-NMG Intangible	303.3	$ -	$ -	$ -	$ -	$ -	$ -	$ -
2795	601001560	NCP-16193	Misc Infrastructure Hardware Blanket	FP-NMG Office Furn & Equip	391.2	$ -	$ -	$ -	$ -	$ -	$ -	$ -
2796	601001560	NCP-16193	Misc Infrastructure Hardware Blanket	FP-NMG Office Furn & Equip	397.0	$ -	$ -	$ -	$ -	$ -	$ -	$ -
2797	601001560	NCP-16193	Misc Infrastructure Hardware Blanket	FP-NMG Office Furn & Equip	398.0	$ -	$ -	$ -	$ -	$ -	$ -	$ -
2798	601001561	NCP-16194	Operations Legacy Applications Upgrade/Replace	FP-NMG Intangible	303.3	$ -	$ -	$ -	$ -	$ -	$ -	$ -
2799	601001562	TEMP	Track & Traceability - CartoPac Expansion Phase II	FP-NMG Intangible	303.3	$ -	$ -	$ -	$ -	$ -	$ -	$ -
2800	601001563	TEMP	First & Third Party Damages Application Upgrade/Replace (3PD)	FP-NMG Intangible	303.3	$ -	$ -	$ -	$ -	$ -	$ -	$ -
2801	601001568	NCP-16113	2022 - 2024 CRM Banner Upgrade	FP-NMG Intangible	303.3	$ -	$ -	$ -	$ 27,994,570	$ -	$ -	$ -
2802	T610001569	PRE-10025	Rebuild Coors & Ouray Regulator Station	FP-NMG Transm Stations-Replace	368.0	$ -	$ -	$ -	$ -	$ -	$ -	$ -
2803	T610001569	PRE-10025	Rebuild Coors & Ouray Regulator Station	FP-NMG Transm Stations-Replace	369.0	$ -	$ -	$ -	$ -	$ -	$ -	$ -

NEW MEXICO GAS COMPANY, INC.

Plant Gross Activity
Base Period - 12 Months Ending March 31, 2023
Future Test Year - 12 Months Ending September 30, 2025

	A	B	C	D	E	AB	AC	AD	AE	AF	AG	AH	AI
3	Investment Number	FP Number	Investment Name	FP Type	FERC Account	2/28/2025	3/31/2025	4/30/2025	5/31/2025	6/30/2025	7/31/2025	8/31/2025	9/30/2025
2748	601001535	NCP-16124	Splunk Server Refresh	FP-NMG Office Furn & Equip	397.0	$ -	$ -	$ -	$ -	$ -	$ -	$ -	$ -
2749	601001535	NCP-16124	Splunk Server Refresh	FP-NMG Office Furn & Equip	398.0	$ -	$ -	$ -	$ -	$ -	$ -	$ -	$ -
2750	601001536	NCP-15860	Track & Traceability - CartoPac Expansion Phase I	FP-NMG Intangible	303.3	$ -	$ -	$ -	$ -	$ -	$ -	$ -	$ -
2751	601001537	NCP-16136	Disaster Recovery Data Center Hardware	FP-NMG Office Furn & Equip	391.2	$ -	$ -	$ -	$ -	$ -	$ -	$ -	$ -
2752	601001537	NCP-16136	Disaster Recovery Data Center Hardware	FP-NMG Office Furn & Equip	397.0	$ -	$ -	$ -	$ -	$ -	$ -	$ -	$ -
2753	601001537	NCP-16136	Disaster Recovery Data Center Hardware	FP-NMG Office Furn & Equip	398.0	$ -	$ -	$ -	$ -	$ -	$ -	$ -	$ -
2754	627001538	PRE-10012	LOV - East Lovington Knowles MP PVC Replacement	FP-NMG Dist Specific-Replace	376.1	$ -	$ -	$ -	$ -	$ -	$ -	$ -	$ -
2755	627001538	PRE-10012	LOV - East Lovington Knowles MP PVC Replacement	FP-NMG Dist Specific-Replace	376.2	$ -	$ -	$ -	$ -	$ -	$ -	$ -	$ -
2756	627001538	PRE-10012	LOV - East Lovington Knowles MP PVC Replacement	FP-NMG Dist Specific-Replace	376.4	$ -	$ -	$ -	$ -	$ -	$ -	$ -	$ -
2757	627001538	PRE-10012	LOV - East Lovington Knowles MP PVC Replacement	FP-NMG Dist Specific-Replace	380.0	$ -	$ -	$ -	$ -	$ -	$ -	$ -	$ -
2758	629001539	TEMP	ROS - Roswell Mainline Eliminate Farm Taps	FP-NMG Dist Specifics-New	376.1	$ -	$ -	$ -	$ -	$ 260,976	$ -	$ -	$ -
2759	629001539	TEMP	ROS - Roswell Mainline Eliminate Farm Taps	FP-NMG Dist Specifics-New	376.2	$ -	$ -	$ -	$ -	$ 202,981	$ -	$ -	$ -
2760	629001539	TEMP	ROS - Roswell Mainline Eliminate Farm Taps	FP-NMG Dist Specifics-New	376.4	$ -	$ -	$ -	$ -	$ 115,989	$ -	$ -	$ -
2761	601001540	NCP-16190	Integrated Security Replacement (Badge)	FP-NMG Office Furn & Equip	391.2	$ -	$ -	$ -	$ -	$ -	$ -	$ -	$ -
2762	601001540	NCP-16190	Integrated Security Replacement (Badge)	FP-NMG Office Furn & Equip	397.0	$ -	$ -	$ -	$ -	$ -	$ -	$ -	$ -
2763	601001540	NCP-16190	Integrated Security Replacement (Badge)	FP-NMG Office Furn & Equip	398.0	$ -	$ -	$ -	$ -	$ -	$ -	$ -	$ -
2764	601001541	NCP-16176	Video Security Upgrade	FP-NMG Office Furn & Equip	391.2	$ -	$ -	$ -	$ -	$ -	$ -	$ -	$ -
2765	601001541	NCP-16176	Video Security Upgrade	FP-NMG Office Furn & Equip	397.0	$ -	$ -	$ -	$ -	$ -	$ -	$ -	$ -
2766	601001541	NCP-16176	Video Security Upgrade	FP-NMG Office Furn & Equip	398.0	$ -	$ -	$ -	$ -	$ -	$ -	$ -	$ -
2767	601001542	NCP-16185	SCADA Radio Refresh	FP-NMG Office Furn & Equip	391.2	$ -	$ -	$ -	$ -	$ -	$ -	$ -	$ -
2768	601001542	NCP-16185	SCADA Radio Refresh	FP-NMG Office Furn & Equip	397.0	$ -	$ -	$ -	$ -	$ -	$ -	$ -	$ -
2769	601001542	NCP-16185	SCADA Radio Refresh	FP-NMG Office Furn & Equip	398.0	$ -	$ -	$ -	$ -	$ -	$ -	$ -	$ -
2770	601001543	NCP-16182	Citrix NetScalers Refresh	FP-NMG Office Furn & Equip	391.2	$ -	$ -	$ -	$ -	$ -	$ -	$ -	$ -
2771	601001543	NCP-16182	Citrix NetScalers Refresh	FP-NMG Office Furn & Equip	397.0	$ -	$ -	$ -	$ -	$ -	$ -	$ -	$ -
2772	601001543	NCP-16182	Citrix NetScalers Refresh	FP-NMG Office Furn & Equip	398.0	$ -	$ -	$ -	$ -	$ -	$ -	$ -	$ -
2773	601001544	TEMP	Core Switch Refresh	FP-NMG Office Furn & Equip	391.2	$ -	$ -	$ -	$ -	$ -	$ -	$ -	$ -
2774	601001544	TEMP	Core Switch Refresh	FP-NMG Office Furn & Equip	397.0	$ -	$ -	$ -	$ -	$ -	$ -	$ -	$ -
2775	601001544	TEMP	Core Switch Refresh	FP-NMG Office Furn & Equip	398.0	$ -	$ -	$ -	$ -	$ -	$ -	$ -	$ -
2776	601001545	NCP-16183	Edith Routers and Switch Refresh	FP-NMG Office Furn & Equip	391.2	$ -	$ -	$ -	$ -	$ -	$ -	$ -	$ -
2777	601001545	NCP-16183	Edith Routers and Switch Refresh	FP-NMG Office Furn & Equip	397.0	$ -	$ -	$ -	$ -	$ -	$ -	$ -	$ -
2778	601001545	NCP-16183	Edith Routers and Switch Refresh	FP-NMG Office Furn & Equip	398.0	$ -	$ -	$ -	$ -	$ -	$ -	$ -	$ -
2779	601001546	NCP-16187	First Party Damages Application Upgrade/Replace (1PD)	FP-NMG Intangible	303.3	$ -	$ -	$ -	$ -	$ -	$ -	$ -	$ -
2780	601001547	NCP-16168	Gas Services Web (GSWeb) Upgrade/Replace	FP-NMG Intangible	303.3	$ -	$ -	$ -	$ -	$ -	$ -	$ -	$ -
2781	601001548	NCP-15861	Vista/Measurement Web Upgrade	FP-NMG Intangible	303.3	$ -	$ -	$ -	$ -	$ -	$ -	$ -	$ -
2782	610001549	PRE-09767	12" ABQ Eastside VHP Relocation	FP-NMG Dist Specific-Replace	376.1	$ -	$ -	$ -	$ -	$ -	$ -	$ -	$ -
2783	610001549	PRE-09767	12" ABQ Eastside VHP Relocation	FP-NMG Dist Specific-Replace	376.2	$ -	$ -	$ -	$ -	$ -	$ -	$ -	$ -
2784	610001549	PRE-09767	12" ABQ Eastside VHP Relocation	FP-NMG Dist Specific-Replace	376.4	$ -	$ -	$ -	$ -	$ -	$ -	$ -	$ -
2785	610001549	PRE-09767	12" ABQ Eastside VHP Relocation	FP-NMG Dist Specific-Replace	380.0	$ -	$ -	$ -	$ -	$ -	$ -	$ -	$ -
2786	601001550	TEMP	PaSTA Upgrade	FP-NMG Intangible	303.3	$ -	$ -	$ -	$ -	$ -	$ -	$ -	$ -
2787	601001551	NCP-16188	Gas Labor Database (GLDB) Upgrade/Replace	FP-NMG Intangible	303.3	$ -	$ -	$ -	$ -	$ -	$ -	$ -	$ -
2788	601001552	TEMP	AutoCAD Licensing Upgrade	FP-NMG Intangible	303.3	$ -	$ -	$ -	$ -	$ -	$ -	$ -	$ -
2789	601001554	TEMP	Business Intelligence & Analytics Solution	FP-NMG Intangible	303.3	$ -	$ -	$ -	$ -	$ -	$ -	$ -	$ -
2790	601001555	NCP-16184	Electronic Field Data Capture (EFDC) - Year 4	FP-NMG Intangible	303.3	$ -	$ -	$ -	$ -	$ -	$ -	$ -	$ -
2791	601001556	NCP-16189	Inspection Manager CIP (2023)	FP-NMG Intangible	303.3	$ -	$ -	$ -	$ -	$ -	$ -	$ -	$ -
2792	601001557	NCP-16166	ESRI/GIS Utility Network Discovery (2022)	FP-NMG Intangible	303.3	$ -	$ -	$ -	$ -	$ -	$ -	$ -	$ -
2793	601001558	NCP-16186	ESRI/GIS Expansion and Enhancements	FP-NMG Intangible	303.3	$ -	$ -	$ -	$ -	$ -	$ -	$ -	$ -
2794	601001559	NCP-16170	KorWeb Enhancements	FP-NMG Intangible	303.3	$ -	$ -	$ -	$ -	$ -	$ -	$ -	$ -
2795	601001560	NCP-16193	Misc Infrastructure Hardware Blanket	FP-NMG Office Furn & Equip	391.2	$ -	$ -	$ -	$ -	$ -	$ -	$ -	$ -
2796	601001560	NCP-16193	Misc Infrastructure Hardware Blanket	FP-NMG Office Furn & Equip	397.0	$ -	$ -	$ -	$ -	$ -	$ -	$ -	$ -
2797	601001560	NCP-16193	Misc Infrastructure Hardware Blanket	FP-NMG Office Furn & Equip	398.0	$ -	$ -	$ -	$ -	$ -	$ -	$ -	$ -
2798	601001561	NCP-16194	Operations Legacy Applications Upgrade/Replace	FP-NMG Intangible	303.3	$ -	$ -	$ -	$ -	$ -	$ -	$ -	$ -
2799	601001562	TEMP	Track & Traceability - CartoPac Expansion Phase II	FP-NMG Intangible	303.3	$ -	$ -	$ -	$ -	$ -	$ -	$ -	$ -
2800	601001563	TEMP	First & Third Party Damages Application Upgrade/Replace (3PD)	FP-NMG Intangible	303.3	$ -	$ -	$ -	$ -	$ -	$ -	$ -	$ -
2801	601001568	NCP-16113	2022 - 2024 CRM Banner Upgrade	FP-NMG Intangible	303.3	$ -	$ -	$ -	$ -	$ -	$ -	$ -	$ -
2802	T610001569	PRE-10025	Rebuild Coors & Ouray Regulator Station	FP-NMG Transm Stations-Replace	368.0	$ -	$ -	$ -	$ -	$ -	$ -	$ -	$ -
2803	T610001569	PRE-10025	Rebuild Coors & Ouray Regulator Station	FP-NMG Transm Stations-Replace	369.0	$ -	$ -	$ -	$ -	$ -	$ -	$ -	$ -

NEW MEXICO GAS COMPANY, INC.

Plant Gross Activity
Base Period - 12 Months Ending March 31, 2023
Future Test Year - 12 Months Ending September 30, 2025

	A	B	C	D	E	F	G	H	I	J	K	L
3	Investment Number	FP Number	Investment Name	FP Type	FERC Account	4/30/2023	5/31/2023	6/30/2023	7/31/2023	8/31/2023	9/30/2023	10/31/2023
2804	T624001570	PRE-09798	HydroTest - Amax 10in ML	FP-NMG Transm Specific-Replace	367.1	$ -	$ -	$ -	$ -	$ -	$ -	$ -
2805	T624001570	PRE-09798	HydroTest - Amax 10in ML	FP-NMG Transm Specific-Replace	368.0	$ -	$ -	$ -	$ -	$ -	$ -	$ -
2806	T624001570	PRE-09798	HydroTest - Amax 10in ML	FP-NMG Transm Specific-Replace	369.0	$ -	$ -	$ -	$ -	$ -	$ -	$ -
2807	T624001571	PRE-09799	HydroTest - Amax 8in ML	FP-NMG Transm Specific-Replace	367.1	$ -	$ -	$ -	$ -	$ -	$ -	$ -
2808	T624001571	PRE-09799	HydroTest - Amax 8in ML	FP-NMG Transm Specific-Replace	368.0	$ -	$ -	$ -	$ -	$ -	$ -	$ -
2809	T624001571	PRE-09799	HydroTest - Amax 8in ML	FP-NMG Transm Specific-Replace	369.0	$ -	$ -	$ -	$ -	$ -	$ -	$ -
2810	T610001572	PRE-09797	HydroTest Atrisco 20in ML	FP-NMG Transm Specific-Replace	367.1	$ -	$ -	$ -	$ -	$ -	$ -	$ -
2811	T610001572	PRE-09797	HydroTest Atrisco 20in ML	FP-NMG Transm Specific-Replace	368.0	$ -	$ -	$ -	$ -	$ -	$ -	$ -
2812	T610001572	PRE-09797	HydroTest Atrisco 20in ML	FP-NMG Transm Specific-Replace	369.0	$ -	$ -	$ -	$ -	$ -	$ -	$ -
2813	T624001573	TEMP	HydroTest Pecos Valley ML- CBad East - Phase II	FP-NMG Transm Specific-Replace	367.1	$ -	$ -	$ -	$ -	$ -	$ -	$ -
2814	T624001573	TEMP	HydroTest Pecos Valley ML- CBad East - Phase II	FP-NMG Transm Specific-Replace	368.0	$ -	$ -	$ -	$ -	$ -	$ -	$ -
2815	T624001573	TEMP	HydroTest Pecos Valley ML- CBad East - Phase II	FP-NMG Transm Specific-Replace	369.0	$ -	$ -	$ -	$ -	$ -	$ -	$ -
2816	T624001574	PRE-09800	HydroTest Amax 6in ML (Northend Potash)	FP-NMG Transm Specific-Replace	367.1	$ -	$ -	$ -	$ -	$ -	$ -	$ -
2817	T624001574	PRE-09800	HydroTest Amax 6in ML (Northend Potash)	FP-NMG Transm Specific-Replace	368.0	$ -	$ -	$ -	$ -	$ -	$ -	$ -
2818	T624001574	PRE-09800	HydroTest Amax 6in ML (Northend Potash)	FP-NMG Transm Specific-Replace	369.0	$ -	$ -	$ -	$ -	$ -	$ -	$ -
2819	T624001575	TEMP	HydroTest Roswell 10in ML Hagerman to Orchard Park	FP-NMG Transm Specific-Replace	367.1	$ -	$ -	$ -	$ -	$ -	$ -	$ -
2820	T624001575	TEMP	HydroTest Roswell 10in ML Hagerman to Orchard Park	FP-NMG Transm Specific-Replace	368.0	$ -	$ -	$ -	$ -	$ -	$ -	$ -
2821	T624001575	TEMP	HydroTest Roswell 10in ML Hagerman to Orchard Park	FP-NMG Transm Specific-Replace	369.0	$ -	$ -	$ -	$ -	$ -	$ -	$ -
2822	T680001576	PRE-09751	HydroTest - ABQ LP MP19 to Huerfano (MP 24.9)	FP-NMG Transm Mains-Replace	367.1	$ -	$ -	$ -	$ -	$ -	$ -	$ -
2823	T610001577	PRE-09949	HydroTest Atrisco 12in ML	FP-NMG Transm Specific-Replace	367.1	$ -	$ -	$ -	$ -	$ -	$ -	$ -
2824	T610001577	PRE-09949	HydroTest Atrisco 12in ML	FP-NMG Transm Specific-Replace	368.0	$ -	$ -	$ -	$ -	$ -	$ -	$ -
2825	T610001577	PRE-09949	HydroTest Atrisco 12in ML	FP-NMG Transm Specific-Replace	369.0	$ -	$ -	$ -	$ -	$ -	$ -	$ -
2826	T680001578	PRE-10007	HydroTest DOE ML Cuba to MP54.4	FP-NMG Transm Specific-Replace	367.1	$ -	$ -	$ -	$ -	$ -	$ -	$ -
2827	T680001578	PRE-10007	HydroTest DOE ML Cuba to MP54.4	FP-NMG Transm Specific-Replace	368.0	$ -	$ -	$ -	$ -	$ -	$ -	$ -
2828	T680001578	PRE-10007	HydroTest DOE ML Cuba to MP54.4	FP-NMG Transm Specific-Replace	369.0	$ -	$ -	$ -	$ -	$ -	$ -	$ -
2829	T624001579	PRE-09951	HydroTest Lovington 6in ML	FP-NMG Transm Specific-Replace	367.1	$ -	$ -	$ -	$ -	$ -	$ -	$ -
2830	T624001579	PRE-09951	HydroTest Lovington 6in ML	FP-NMG Transm Specific-Replace	368.0	$ -	$ -	$ -	$ -	$ -	$ -	$ -
2831	T624001579	PRE-09951	HydroTest Lovington 6in ML	FP-NMG Transm Specific-Replace	369.0	$ -	$ -	$ -	$ -	$ -	$ -	$ -
2832	T680001580	TEMP	HydroTest ABQ ML 20in Wolf Stand to Rio Puerco	FP-NMG Transm Specific-Replace	367.1	$ -	$ -	$ -	$ -	$ -	$ -	$ -
2833	T680001580	TEMP	HydroTest ABQ ML 20in Wolf Stand to Rio Puerco	FP-NMG Transm Specific-Replace	368.0	$ -	$ -	$ -	$ -	$ -	$ -	$ -
2834	T680001580	TEMP	HydroTest ABQ ML 20in Wolf Stand to Rio Puerco	FP-NMG Transm Specific-Replace	369.0	$ -	$ -	$ -	$ -	$ -	$ -	$ -
2835	T660001581	TEMP	HydroTest LA#3 from Caja del Rio to old LA#1	FP-NMG Transm Specific-Replace	367.1	$ -	$ -	$ -	$ -	$ -	$ -	$ -
2836	T660001581	TEMP	HydroTest LA#3 from Caja del Rio to old LA#1	FP-NMG Transm Specific-Replace	368.0	$ -	$ -	$ -	$ -	$ -	$ -	$ -
2837	T660001581	TEMP	HydroTest LA#3 from Caja del Rio to old LA#1	FP-NMG Transm Specific-Replace	369.0	$ -	$ -	$ -	$ -	$ -	$ -	$ -
2838	T624001582	PRE-10008	Hydrotest Lea County ML	FP-NMG Transm Specific-Replace	367.1	$ -	$ -	$ -	$ -	$ -	$ -	$ -
2839	T624001582	PRE-10008	Hydrotest Lea County ML	FP-NMG Transm Specific-Replace	368.0	$ -	$ -	$ -	$ -	$ -	$ -	$ -
2840	T624001582	PRE-10008	Hydrotest Lea County ML	FP-NMG Transm Specific-Replace	369.0	$ -	$ -	$ -	$ -	$ -	$ -	$ -
2841	T624001583	PRE-09953	HydroTest Lovington 8in ML	FP-NMG Transm Specific-Replace	367.1	$ -	$ -	$ -	$ -	$ -	$ -	$ -
2842	T624001583	PRE-09953	HydroTest Lovington 8in ML	FP-NMG Transm Specific-Replace	368.0	$ -	$ -	$ -	$ -	$ -	$ -	$ -
2843	T624001583	PRE-09953	HydroTest Lovington 8in ML	FP-NMG Transm Specific-Replace	369.0	$ -	$ -	$ -	$ -	$ -	$ -	$ -
2844	T624001584	TEMP	HydroTest Monument ML	FP-NMG Transm Specific-Replace	367.1	$ -	$ -	$ -	$ -	$ -	$ -	$ -
2845	T624001584	TEMP	HydroTest Monument ML	FP-NMG Transm Specific-Replace	368.0	$ -	$ -	$ -	$ -	$ -	$ -	$ -
2846	T624001584	TEMP	HydroTest Monument ML	FP-NMG Transm Specific-Replace	369.0	$ -	$ -	$ -	$ -	$ -	$ -	$ -
2847	T624001585	TEMP	HydroTest - Carlsbad ML 8in	FP-NMG Transm Specific-Replace	367.1	$ -	$ -	$ -	$ -	$ -	$ -	$ -
2848	T624001585	TEMP	HydroTest - Carlsbad ML 8in	FP-NMG Transm Specific-Replace	368.0	$ -	$ -	$ -	$ -	$ -	$ -	$ -
2849	T624001585	TEMP	HydroTest - Carlsbad ML 8in	FP-NMG Transm Specific-Replace	369.0	$ -	$ -	$ -	$ -	$ -	$ -	$ -
2850	T680001586	PRE-09959	Material Verification Cutouts - ABQ LP Kutz to Brown's Ranch	FP-NMG Transm Specific-Replace	367.1	$ -	$ -	$ -	$ -	$ -	$ -	$ -
2851	T680001586	PRE-09959	Material Verification Cutouts - ABQ LP Kutz to Brown's Ranch	FP-NMG Transm Specific-Replace	368.0	$ -	$ -	$ -	$ -	$ -	$ -	$ -
2852	T680001586	PRE-09959	Material Verification Cutouts - ABQ LP Kutz to Brown's Ranch	FP-NMG Transm Specific-Replace	369.0	$ -	$ -	$ -	$ -	$ -	$ -	$ -
2853	T624001587	TEMP	Material Verification Cutouts - Pan American ML 8in	FP-NMG Transm Specific-Replace	367.1	$ -	$ -	$ -	$ -	$ -	$ -	$ -
2854	T624001587	TEMP	Material Verification Cutouts - Pan American ML 8in	FP-NMG Transm Specific-Replace	368.0	$ -	$ -	$ -	$ -	$ -	$ -	$ -
2855	T624001587	TEMP	Material Verification Cutouts - Pan American ML 8in	FP-NMG Transm Specific-Replace	369.0	$ -	$ -	$ -	$ -	$ -	$ -	$ -
2856	662001588	NEW-15574	Espanola Land Purchase	FP-NMG Land_Structures&Improven	390.0	$ -	$ -	$ -	$ -	$ -	$ -	$ -
2857	T660001589	TEMP	Material Verification Cutouts - Taos ML Velarde to Rinconada	FP-NMG Transm Specific-Replace	367.1	$ -	$ -	$ -	$ -	$ -	$ -	$ -
2858	T660001589	TEMP	Material Verification Cutouts - Taos ML Velarde to Rinconada	FP-NMG Transm Specific-Replace	368.0	$ -	$ -	$ -	$ -	$ -	$ -	$ -
2859	T660001589	TEMP	Material Verification Cutouts - Taos ML Velarde to Rinconada	FP-NMG Transm Specific-Replace	369.0	$ -	$ -	$ -	$ -	$ -	$ -	$ -

NEW MEXICO GAS COMPANY, INC.

Plant Gross Activity
Base Period - 12 Months Ending March 31, 2023
Future Test Year - 12 Months Ending September 30, 2025

	A	B	C	D	E	M	N	O	P	Q	R	S	T
3	Investment Number	FP Number	Investment Name	FP Type	FERC Account	11/30/2023	12/31/2023	1/31/2024	2/29/2024	3/31/2024	4/30/2024	5/31/2024	6/30/2024
2804	T624001570	PRE-09798	HydroTest - Amax 10in ML	FP-NMG Transm Specific-Replace	367.1	$ -	$ -	$ -	$ -	$ -	$ -	$ -	$ -
2805	T624001570	PRE-09798	HydroTest - Amax 10in ML	FP-NMG Transm Specific-Replace	368.0	$ -	$ -	$ -	$ -	$ -	$ -	$ -	$ -
2806	T624001570	PRE-09798	HydroTest - Amax 10in ML	FP-NMG Transm Specific-Replace	369.0	$ -	$ -	$ -	$ -	$ -	$ -	$ -	$ -
2807	T624001571	PRE-09799	HydroTest - Amax 8in ML	FP-NMG Transm Specific-Replace	367.1	$ -	$ -	$ -	$ -	$ -	$ -	$ -	$ -
2808	T624001571	PRE-09799	HydroTest - Amax 8in ML	FP-NMG Transm Specific-Replace	368.0	$ -	$ -	$ -	$ -	$ -	$ -	$ -	$ -
2809	T624001571	PRE-09799	HydroTest - Amax 8in ML	FP-NMG Transm Specific-Replace	369.0	$ -	$ -	$ -	$ -	$ -	$ -	$ -	$ -
2810	T610001572	PRE-09797	HydroTest Atrisco 20in ML	FP-NMG Transm Specific-Replace	367.1	$ -	$ -	$ -	$ -	$ -	$ -	$ -	$ -
2811	T610001572	PRE-09797	HydroTest Atrisco 20in ML	FP-NMG Transm Specific-Replace	368.0	$ -	$ -	$ -	$ -	$ -	$ -	$ -	$ -
2812	T610001572	PRE-09797	HydroTest Atrisco 20in ML	FP-NMG Transm Specific-Replace	369.0	$ -	$ -	$ -	$ -	$ -	$ -	$ -	$ -
2813	T624001573	TEMP	HydroTest Pecos Valley ML- CBad East - Phase II	FP-NMG Transm Specific-Replace	367.1	$ -	$ -	$ -	$ -	$ -	$ -	$ -	$ -
2814	T624001573	TEMP	HydroTest Pecos Valley ML- CBad East - Phase II	FP-NMG Transm Specific-Replace	368.0	$ -	$ -	$ -	$ -	$ -	$ -	$ -	$ -
2815	T624001573	TEMP	HydroTest Pecos Valley ML- CBad East - Phase II	FP-NMG Transm Specific-Replace	369.0	$ -	$ -	$ -	$ -	$ -	$ -	$ -	$ -
2816	T624001574	PRE-09800	HydroTest Amax 6in ML (Northend Potash)	FP-NMG Transm Specific-Replace	367.1	$ -	$ -	$ -	$ -	$ -	$ -	$ -	$ -
2817	T624001574	PRE-09800	HydroTest Amax 6in ML (Northend Potash)	FP-NMG Transm Specific-Replace	368.0	$ -	$ -	$ -	$ -	$ -	$ -	$ -	$ -
2818	T624001574	PRE-09800	HydroTest Amax 6in ML (Northend Potash)	FP-NMG Transm Specific-Replace	369.0	$ -	$ -	$ -	$ -	$ -	$ -	$ -	$ -
2819	T624001575	TEMP	HydroTest Roswell 10in ML Hagerman to Orchard Park	FP-NMG Transm Specific-Replace	367.1	$ -	$ -	$ -	$ -	$ -	$ -	$ -	$ -
2820	T624001575	TEMP	HydroTest Roswell 10in ML Hagerman to Orchard Park	FP-NMG Transm Specific-Replace	368.0	$ -	$ -	$ -	$ -	$ -	$ -	$ -	$ -
2821	T624001575	TEMP	HydroTest Roswell 10in ML Hagerman to Orchard Park	FP-NMG Transm Specific-Replace	369.0	$ -	$ -	$ -	$ -	$ -	$ -	$ -	$ -
2822	T680001576	PRE-09751	HydroTest - ABQ LP MP19 to Huerfano (MP 24.9)	FP-NMG Transm Mains-Replace	367.1	$ -	$ -	$ -	$ -	$ -	$ -	$ -	$ -
2823	T610001577	PRE-09949	HydroTest Atrisco 12in ML	FP-NMG Transm Specific-Replace	367.1	$ -	$ 1,291,323	$ -	$ -	$ -	$ -	$ -	$ -
2824	T610001577	PRE-09949	HydroTest Atrisco 12in ML	FP-NMG Transm Specific-Replace	368.0	$ -	$ 184,475	$ -	$ -	$ -	$ -	$ -	$ -
2825	T610001577	PRE-09949	HydroTest Atrisco 12in ML	FP-NMG Transm Specific-Replace	369.0	$ -	$ 368,949	$ -	$ -	$ -	$ -	$ -	$ -
2826	T680001578	PRE-10007	HydroTest DOE ML Cuba to MP54.4	FP-NMG Transm Specific-Replace	367.1	$ -	$ -	$ -	$ -	$ -	$ -	$ -	$ -
2827	T680001578	PRE-10007	HydroTest DOE ML Cuba to MP54.4	FP-NMG Transm Specific-Replace	368.0	$ -	$ -	$ -	$ -	$ -	$ -	$ -	$ -
2828	T680001578	PRE-10007	HydroTest DOE ML Cuba to MP54.4	FP-NMG Transm Specific-Replace	369.0	$ -	$ -	$ -	$ -	$ -	$ -	$ -	$ -
2829	T624001579	PRE-09951	HydroTest Lovington 6in ML	FP-NMG Transm Specific-Replace	367.1	$ -	$ -	$ -	$ -	$ -	$ -	$ -	$ -
2830	T624001579	PRE-09951	HydroTest Lovington 6in ML	FP-NMG Transm Specific-Replace	368.0	$ -	$ -	$ -	$ -	$ -	$ -	$ -	$ -
2831	T624001579	PRE-09951	HydroTest Lovington 6in ML	FP-NMG Transm Specific-Replace	369.0	$ -	$ -	$ -	$ -	$ -	$ -	$ -	$ -
2832	T680001580	TEMP	HydroTest ABQ ML 20in Wolf Stand to Rio Puerco	FP-NMG Transm Specific-Replace	367.1	$ -	$ -	$ -	$ -	$ -	$ -	$ -	$ -
2833	T680001580	TEMP	HydroTest ABQ ML 20in Wolf Stand to Rio Puerco	FP-NMG Transm Specific-Replace	368.0	$ -	$ -	$ -	$ -	$ -	$ -	$ -	$ -
2834	T680001580	TEMP	HydroTest ABQ ML 20in Wolf Stand to Rio Puerco	FP-NMG Transm Specific-Replace	369.0	$ -	$ -	$ -	$ -	$ -	$ -	$ -	$ -
2835	T660001581	TEMP	HydroTest LA#3 from Caja del Rio to old LA#1	FP-NMG Transm Specific-Replace	367.1	$ -	$ -	$ -	$ -	$ -	$ -	$ -	$ -
2836	T660001581	TEMP	HydroTest LA#3 from Caja del Rio to old LA#1	FP-NMG Transm Specific-Replace	368.0	$ -	$ -	$ -	$ -	$ -	$ -	$ -	$ -
2837	T660001581	TEMP	HydroTest LA#3 from Caja del Rio to old LA#1	FP-NMG Transm Specific-Replace	369.0	$ -	$ -	$ -	$ -	$ -	$ -	$ -	$ -
2838	T624001582	PRE-10008	Hydrotest Lea County ML	FP-NMG Transm Specific-Replace	367.1	$ -	$ -	$ -	$ -	$ -	$ -	$ -	$ -
2839	T624001582	PRE-10008	Hydrotest Lea County ML	FP-NMG Transm Specific-Replace	368.0	$ -	$ -	$ -	$ -	$ -	$ -	$ -	$ -
2840	T624001582	PRE-10008	Hydrotest Lea County ML	FP-NMG Transm Specific-Replace	369.0	$ -	$ -	$ -	$ -	$ -	$ -	$ -	$ -
2841	T624001583	PRE-09953	HydroTest Lovington 8in ML	FP-NMG Transm Specific-Replace	367.1	$ -	$ -	$ -	$ -	$ -	$ -	$ -	$ -
2842	T624001583	PRE-09953	HydroTest Lovington 8in ML	FP-NMG Transm Specific-Replace	368.0	$ -	$ -	$ -	$ -	$ -	$ -	$ -	$ -
2843	T624001583	PRE-09953	HydroTest Lovington 8in ML	FP-NMG Transm Specific-Replace	369.0	$ -	$ -	$ -	$ -	$ -	$ -	$ -	$ -
2844	T624001584	TEMP	HydroTest Monument ML	FP-NMG Transm Specific-Replace	367.1	$ -	$ -	$ -	$ -	$ -	$ -	$ -	$ -
2845	T624001584	TEMP	HydroTest Monument ML	FP-NMG Transm Specific-Replace	368.0	$ -	$ -	$ -	$ -	$ -	$ -	$ -	$ -
2846	T624001584	TEMP	HydroTest Monument ML	FP-NMG Transm Specific-Replace	369.0	$ -	$ -	$ -	$ -	$ -	$ -	$ -	$ -
2847	T624001585	TEMP	HydroTest - Carlsbad ML 8in	FP-NMG Transm Specific-Replace	367.1	$ -	$ -	$ -	$ -	$ -	$ -	$ -	$ -
2848	T624001585	TEMP	HydroTest - Carlsbad ML 8in	FP-NMG Transm Specific-Replace	368.0	$ -	$ -	$ -	$ -	$ -	$ -	$ -	$ -
2849	T624001585	TEMP	HydroTest - Carlsbad ML 8in	FP-NMG Transm Specific-Replace	369.0	$ -	$ -	$ -	$ -	$ -	$ -	$ -	$ -
2850	T680001586	PRE-09959	Material Verification Cutouts - ABQ LP Kutz to Brown's Ranch	FP-NMG Transm Specific-Replace	367.1	$ -	$ -	$ -	$ -	$ -	$ -	$ -	$ -
2851	T680001586	PRE-09959	Material Verification Cutouts - ABQ LP Kutz to Brown's Ranch	FP-NMG Transm Specific-Replace	368.0	$ -	$ -	$ -	$ -	$ -	$ -	$ -	$ -
2852	T680001586	PRE-09959	Material Verification Cutouts - ABQ LP Kutz to Brown's Ranch	FP-NMG Transm Specific-Replace	369.0	$ -	$ -	$ -	$ -	$ -	$ -	$ -	$ -
2853	T624001587	TEMP	Material Verification Cutouts - Pan American ML 8in	FP-NMG Transm Specific-Replace	367.1	$ -	$ -	$ -	$ -	$ -	$ -	$ -	$ -
2854	T624001587	TEMP	Material Verification Cutouts - Pan American ML 8in	FP-NMG Transm Specific-Replace	368.0	$ -	$ -	$ -	$ -	$ -	$ -	$ -	$ -
2855	T624001587	TEMP	Material Verification Cutouts - Pan American ML 8in	FP-NMG Transm Specific-Replace	369.0	$ -	$ -	$ -	$ -	$ -	$ -	$ -	$ -
2856	662001588	NEW-15574	Espanola Land Purchase	FP-NMG Land_Structures&Improven	390.0	$ -	$ -	$ -	$ -	$ -	$ -	$ -	$ -
2857	T660001589	TEMP	Material Verification Cutouts - Taos ML Velarde to Rinconada	FP-NMG Transm Specific-Replace	367.1	$ -	$ -	$ -	$ -	$ -	$ -	$ -	$ -
2858	T660001589	TEMP	Material Verification Cutouts - Taos ML Velarde to Rinconada	FP-NMG Transm Specific-Replace	368.0	$ -	$ -	$ -	$ -	$ -	$ -	$ -	$ -
2859	T660001589	TEMP	Material Verification Cutouts - Taos ML Velarde to Rinconada	FP-NMG Transm Specific-Replace	369.0	$ -	$ -	$ -	$ -	$ -	$ -	$ -	$ -

NEW MEXICO GAS COMPANY, INC.

Plant Gross Activity
Base Period - 12 Months Ending March 31, 2023
Future Test Year - 12 Months Ending September 30, 2025

	A	B	C	D	E	U	V	W	X	Y	Z	AA
3	Investment Number	FP Number	Investment Name	FP Type	FERC Account	7/31/2024	8/31/2024	9/30/2024	10/31/2024	11/30/2024	12/31/2024	1/31/2025
2804	T624001570	PRE-09798	HydroTest - Amax 10in ML	FP-NMG Transm Specific-Replace	367.1	$ -	$ -	$ -	$ -	$ -	$ -	$ -
2805	T624001570	PRE-09798	HydroTest - Amax 10in ML	FP-NMG Transm Specific-Replace	368.0	$ -	$ -	$ -	$ -	$ -	$ -	$ -
2806	T624001570	PRE-09798	HydroTest - Amax 10in ML	FP-NMG Transm Specific-Replace	369.0	$ -	$ -	$ -	$ -	$ -	$ -	$ -
2807	T624001571	PRE-09799	HydroTest - Amax 8in ML	FP-NMG Transm Specific-Replace	367.1	$ -	$ -	$ -	$ -	$ -	$ -	$ -
2808	T624001571	PRE-09799	HydroTest - Amax 8in ML	FP-NMG Transm Specific-Replace	368.0	$ -	$ -	$ -	$ -	$ -	$ -	$ -
2809	T624001571	PRE-09799	HydroTest - Amax 8in ML	FP-NMG Transm Specific-Replace	369.0	$ -	$ -	$ -	$ -	$ -	$ -	$ -
2810	T610001572	PRE-09797	HydroTest Atrisco 20in ML	FP-NMG Transm Specific-Replace	367.1	$ -	$ -	$ -	$ -	$ -	$ -	$ -
2811	T610001572	PRE-09797	HydroTest Atrisco 20in ML	FP-NMG Transm Specific-Replace	368.0	$ -	$ -	$ -	$ -	$ -	$ -	$ -
2812	T610001572	PRE-09797	HydroTest Atrisco 20in ML	FP-NMG Transm Specific-Replace	369.0	$ -	$ -	$ -	$ -	$ -	$ -	$ -
2813	T624001573	TEMP	HydroTest Pecos Valley ML- CBad East - Phase II	FP-NMG Transm Specific-Replace	367.1	$ -	$ -	$ -	$ -	$ -	$ -	$ -
2814	T624001573	TEMP	HydroTest Pecos Valley ML- CBad East - Phase II	FP-NMG Transm Specific-Replace	368.0	$ -	$ -	$ -	$ -	$ -	$ -	$ -
2815	T624001573	TEMP	HydroTest Pecos Valley ML- CBad East - Phase II	FP-NMG Transm Specific-Replace	369.0	$ -	$ -	$ -	$ -	$ -	$ -	$ -
2816	T624001574	PRE-09800	HydroTest Amax 6in ML (Northend Potash)	FP-NMG Transm Specific-Replace	367.1	$ -	$ -	$ -	$ -	$ -	$ -	$ -
2817	T624001574	PRE-09800	HydroTest Amax 6in ML (Northend Potash)	FP-NMG Transm Specific-Replace	368.0	$ -	$ -	$ -	$ -	$ -	$ -	$ -
2818	T624001574	PRE-09800	HydroTest Amax 6in ML (Northend Potash)	FP-NMG Transm Specific-Replace	369.0	$ -	$ -	$ -	$ -	$ -	$ -	$ -
2819	T624001575	TEMP	HydroTest Roswell 10in ML Hagerman to Orchard Park	FP-NMG Transm Specific-Replace	367.1	$ -	$ -	$ -	$ -	$ -	$ -	$ -
2820	T624001575	TEMP	HydroTest Roswell 10in ML Hagerman to Orchard Park	FP-NMG Transm Specific-Replace	368.0	$ -	$ -	$ -	$ -	$ -	$ -	$ -
2821	T624001575	TEMP	HydroTest Roswell 10in ML Hagerman to Orchard Park	FP-NMG Transm Specific-Replace	369.0	$ -	$ -	$ -	$ -	$ -	$ -	$ -
2822	T680001576	PRE-09751	HydroTest - ABQ LP MP19 to Huerfano (MP 24.9)	FP-NMG Transm Mains-Replace	367.1	$ -	$ -	$ -	$ -	$ -	$ -	$ -
2823	T610001577	PRE-09949	HydroTest Atrisco 12in ML	FP-NMG Transm Specific-Replace	367.1	$ -	$ -	$ -	$ -	$ -	$ -	$ -
2824	T610001577	PRE-09949	HydroTest Atrisco 12in ML	FP-NMG Transm Specific-Replace	368.0	$ -	$ -	$ -	$ -	$ -	$ -	$ -
2825	T610001577	PRE-09949	HydroTest Atrisco 12in ML	FP-NMG Transm Specific-Replace	369.0	$ -	$ -	$ -	$ -	$ -	$ -	$ -
2826	T680001578	PRE-10007	HydroTest DOE ML Cuba to MP54.4	FP-NMG Transm Specific-Replace	367.1	$ -	$ -	$ -	$ -	$ -	$ -	$ -
2827	T680001578	PRE-10007	HydroTest DOE ML Cuba to MP54.4	FP-NMG Transm Specific-Replace	368.0	$ -	$ -	$ -	$ -	$ -	$ -	$ -
2828	T680001578	PRE-10007	HydroTest DOE ML Cuba to MP54.4	FP-NMG Transm Specific-Replace	369.0	$ -	$ -	$ -	$ -	$ -	$ -	$ -
2829	T624001579	PRE-09951	HydroTest Lovington 6in ML	FP-NMG Transm Specific-Replace	367.1	$ -	$ -	$ -	$ -	$ -	$ -	$ -
2830	T624001579	PRE-09951	HydroTest Lovington 6in ML	FP-NMG Transm Specific-Replace	368.0	$ -	$ -	$ -	$ -	$ -	$ -	$ -
2831	T624001579	PRE-09951	HydroTest Lovington 6in ML	FP-NMG Transm Specific-Replace	369.0	$ -	$ -	$ -	$ -	$ -	$ -	$ -
2832	T680001580	TEMP	HydroTest ABQ ML 20in Wolf Stand to Rio Puerco	FP-NMG Transm Specific-Replace	367.1	$ -	$ -	$ -	$ -	$ -	$ -	$ -
2833	T680001580	TEMP	HydroTest ABQ ML 20in Wolf Stand to Rio Puerco	FP-NMG Transm Specific-Replace	368.0	$ -	$ -	$ -	$ -	$ -	$ -	$ -
2834	T680001580	TEMP	HydroTest ABQ ML 20in Wolf Stand to Rio Puerco	FP-NMG Transm Specific-Replace	369.0	$ -	$ -	$ -	$ -	$ -	$ -	$ -
2835	T660001581	TEMP	HydroTest LA#3 from Caja del Rio to old LA#1	FP-NMG Transm Specific-Replace	367.1	$ -	$ -	$ -	$ -	$ -	$ -	$ -
2836	T660001581	TEMP	HydroTest LA#3 from Caja del Rio to old LA#1	FP-NMG Transm Specific-Replace	368.0	$ -	$ -	$ -	$ -	$ -	$ -	$ -
2837	T660001581	TEMP	HydroTest LA#3 from Caja del Rio to old LA#1	FP-NMG Transm Specific-Replace	369.0	$ -	$ -	$ -	$ -	$ -	$ -	$ -
2838	T624001582	PRE-10008	Hydrotest Lea County ML	FP-NMG Transm Specific-Replace	367.1	$ -	$ -	$ -	$ -	$ -	$ -	$ -
2839	T624001582	PRE-10008	Hydrotest Lea County ML	FP-NMG Transm Specific-Replace	368.0	$ -	$ -	$ -	$ -	$ -	$ -	$ -
2840	T624001582	PRE-10008	Hydrotest Lea County ML	FP-NMG Transm Specific-Replace	369.0	$ -	$ -	$ -	$ -	$ -	$ -	$ -
2841	T624001583	PRE-09953	HydroTest Lovington 8in ML	FP-NMG Transm Specific-Replace	367.1	$ -	$ -	$ -	$ -	$ 374,683	$ -	$ -
2842	T624001583	PRE-09953	HydroTest Lovington 8in ML	FP-NMG Transm Specific-Replace	368.0	$ -	$ -	$ -	$ -	$ 53,526	$ -	$ -
2843	T624001583	PRE-09953	HydroTest Lovington 8in ML	FP-NMG Transm Specific-Replace	369.0	$ -	$ -	$ -	$ -	$ 107,052	$ -	$ -
2844	T624001584	TEMP	HydroTest Monument ML	FP-NMG Transm Specific-Replace	367.1	$ -	$ -	$ -	$ -	$ -	$ -	$ -
2845	T624001584	TEMP	HydroTest Monument ML	FP-NMG Transm Specific-Replace	368.0	$ -	$ -	$ -	$ -	$ -	$ -	$ -
2846	T624001584	TEMP	HydroTest Monument ML	FP-NMG Transm Specific-Replace	369.0	$ -	$ -	$ -	$ -	$ -	$ -	$ -
2847	T624001585	TEMP	HydroTest - Carlsbad ML 8in	FP-NMG Transm Specific-Replace	367.1	$ -	$ -	$ -	$ -	$ -	$ -	$ -
2848	T624001585	TEMP	HydroTest - Carlsbad ML 8in	FP-NMG Transm Specific-Replace	368.0	$ -	$ -	$ -	$ -	$ -	$ -	$ -
2849	T624001585	TEMP	HydroTest - Carlsbad ML 8in	FP-NMG Transm Specific-Replace	369.0	$ -	$ -	$ -	$ -	$ -	$ -	$ -
2850	T680001586	PRE-09959	Material Verification Cutouts - ABQ LP Kutz to Brown's Ranch	FP-NMG Transm Specific-Replace	367.1	$ -	$ -	$ -	$ -	$ -	$ -	$ -
2851	T680001586	PRE-09959	Material Verification Cutouts - ABQ LP Kutz to Brown's Ranch	FP-NMG Transm Specific-Replace	368.0	$ -	$ -	$ -	$ -	$ -	$ -	$ -
2852	T680001586	PRE-09959	Material Verification Cutouts - ABQ LP Kutz to Brown's Ranch	FP-NMG Transm Specific-Replace	369.0	$ -	$ -	$ -	$ -	$ -	$ -	$ -
2853	T624001587	TEMP	Material Verification Cutouts - Pan American ML 8in	FP-NMG Transm Specific-Replace	367.1	$ -	$ -	$ -	$ -	$ -	$ -	$ -
2854	T624001587	TEMP	Material Verification Cutouts - Pan American ML 8in	FP-NMG Transm Specific-Replace	368.0	$ -	$ -	$ -	$ -	$ -	$ -	$ -
2855	T624001587	TEMP	Material Verification Cutouts - Pan American ML 8in	FP-NMG Transm Specific-Replace	369.0	$ -	$ -	$ -	$ -	$ -	$ -	$ -
2856	662001588	NEW-15574	Espanola Land Purchase	FP-NMG Land_Structures&Improver	390.0	$ 2,074,305	$ -	$ -	$ -	$ -	$ -	$ -
2857	T660001589	TEMP	Material Verification Cutouts - Taos ML Velarde to Rinconada	FP-NMG Transm Specific-Replace	367.1	$ -	$ -	$ -	$ -	$ -	$ -	$ -
2858	T660001589	TEMP	Material Verification Cutouts - Taos ML Velarde to Rinconada	FP-NMG Transm Specific-Replace	368.0	$ -	$ -	$ -	$ -	$ -	$ -	$ -
2859	T660001589	TEMP	Material Verification Cutouts - Taos ML Velarde to Rinconada	FP-NMG Transm Specific-Replace	369.0	$ -	$ -	$ -	$ -	$ -	$ -	$ -

NEW MEXICO GAS COMPANY, INC.

Plant Gross Activity
Base Period - 12 Months Ending March 31, 2023
Future Test Year - 12 Months Ending September 30, 2025

	A	B	C	D	E	AB	AC	AD	AE	AF	AG	AH	AI
3	Investment Number	FP Number	Investment Name	FP Type	FERC Account	2/28/2025	3/31/2025	4/30/2025	5/31/2025	6/30/2025	7/31/2025	8/31/2025	9/30/2025
2804	T624001570	PRE-09798	HydroTest - Amax 10in ML	FP-NMG Transm Specific-Replace	367.1	$ -	$ -	$ -	$ -	$ -	$ -	$ -	$ -
2805	T624001570	PRE-09798	HydroTest - Amax 10in ML	FP-NMG Transm Specific-Replace	368.0	$ -	$ -	$ -	$ -	$ -	$ -	$ -	$ -
2806	T624001570	PRE-09798	HydroTest - Amax 10in ML	FP-NMG Transm Specific-Replace	369.0	$ -	$ -	$ -	$ -	$ -	$ -	$ -	$ -
2807	T624001571	PRE-09799	HydroTest - Amax 8in ML	FP-NMG Transm Specific-Replace	367.1	$ -	$ -	$ -	$ -	$ -	$ -	$ -	$ -
2808	T624001571	PRE-09799	HydroTest - Amax 8in ML	FP-NMG Transm Specific-Replace	368.0	$ -	$ -	$ -	$ -	$ -	$ -	$ -	$ -
2809	T624001571	PRE-09799	HydroTest - Amax 8in ML	FP-NMG Transm Specific-Replace	369.0	$ -	$ -	$ -	$ -	$ -	$ -	$ -	$ -
2810	T610001572	PRE-09797	HydroTest Atrisco 20in ML	FP-NMG Transm Specific-Replace	367.1	$ -	$ -	$ -	$ -	$ -	$ -	$ -	$ -
2811	T610001572	PRE-09797	HydroTest Atrisco 20in ML	FP-NMG Transm Specific-Replace	368.0	$ -	$ -	$ -	$ -	$ -	$ -	$ -	$ -
2812	T610001572	PRE-09797	HydroTest Atrisco 20in ML	FP-NMG Transm Specific-Replace	369.0	$ -	$ -	$ -	$ -	$ -	$ -	$ -	$ -
2813	T624001573	TEMP	HydroTest Pecos Valley ML- CBad East - Phase II	FP-NMG Transm Specific-Replace	367.1	$ -	$ -	$ -	$ -	$ -	$ -	$ -	$ -
2814	T624001573	TEMP	HydroTest Pecos Valley ML- CBad East - Phase II	FP-NMG Transm Specific-Replace	368.0	$ -	$ -	$ -	$ -	$ -	$ -	$ -	$ -
2815	T624001573	TEMP	HydroTest Pecos Valley ML- CBad East - Phase II	FP-NMG Transm Specific-Replace	369.0	$ -	$ -	$ -	$ -	$ -	$ -	$ -	$ -
2816	T624001574	PRE-09800	HydroTest Amax 6in ML (Northend Potash)	FP-NMG Transm Specific-Replace	367.1	$ -	$ -	$ -	$ -	$ -	$ -	$ -	$ -
2817	T624001574	PRE-09800	HydroTest Amax 6in ML (Northend Potash)	FP-NMG Transm Specific-Replace	368.0	$ -	$ -	$ -	$ -	$ -	$ -	$ -	$ -
2818	T624001574	PRE-09800	HydroTest Amax 6in ML (Northend Potash)	FP-NMG Transm Specific-Replace	369.0	$ -	$ -	$ -	$ -	$ -	$ -	$ -	$ -
2819	T624001575	TEMP	HydroTest Roswell 10in ML Hagerman to Orchard Park	FP-NMG Transm Specific-Replace	367.1	$ -	$ -	$ -	$ -	$ -	$ -	$ -	$ -
2820	T624001575	TEMP	HydroTest Roswell 10in ML Hagerman to Orchard Park	FP-NMG Transm Specific-Replace	368.0	$ -	$ -	$ -	$ -	$ -	$ -	$ -	$ -
2821	T624001575	TEMP	HydroTest Roswell 10in ML Hagerman to Orchard Park	FP-NMG Transm Specific-Replace	369.0	$ -	$ -	$ -	$ -	$ -	$ -	$ -	$ -
2822	T680001576	PRE-09751	HydroTest - ABQ LP MP19 to Huerfano (MP 24.9)	FP-NMG Transm Mains-Replace	367.1	$ -	$ -	$ -	$ -	$ -	$ -	$ -	$ -
2823	T610001577	PRE-09949	HydroTest Atrisco 12in ML	FP-NMG Transm Specific-Replace	367.1	$ -	$ -	$ -	$ -	$ -	$ -	$ -	$ -
2824	T610001577	PRE-09949	HydroTest Atrisco 12in ML	FP-NMG Transm Specific-Replace	368.0	$ -	$ -	$ -	$ -	$ -	$ -	$ -	$ -
2825	T610001577	PRE-09949	HydroTest Atrisco 12in ML	FP-NMG Transm Specific-Replace	369.0	$ -	$ -	$ -	$ -	$ -	$ -	$ -	$ -
2826	T680001578	PRE-10007	HydroTest DOE ML Cuba to MP54.4	FP-NMG Transm Specific-Replace	367.1	$ -	$ -	$ -	$ -	$ -	$ -	$ -	$ -
2827	T680001578	PRE-10007	HydroTest DOE ML Cuba to MP54.4	FP-NMG Transm Specific-Replace	368.0	$ -	$ -	$ -	$ -	$ -	$ -	$ -	$ -
2828	T680001578	PRE-10007	HydroTest DOE ML Cuba to MP54.4	FP-NMG Transm Specific-Replace	369.0	$ -	$ -	$ -	$ -	$ -	$ -	$ -	$ -
2829	T624001579	PRE-09951	HydroTest Lovington 6in ML	FP-NMG Transm Specific-Replace	367.1	$ -	$ -	$ -	$ -	$ -	$ -	$ -	$ -
2830	T624001579	PRE-09951	HydroTest Lovington 6in ML	FP-NMG Transm Specific-Replace	368.0	$ -	$ -	$ -	$ -	$ -	$ -	$ -	$ -
2831	T624001579	PRE-09951	HydroTest Lovington 6in ML	FP-NMG Transm Specific-Replace	369.0	$ -	$ -	$ -	$ -	$ -	$ -	$ -	$ -
2832	T680001580	TEMP	HydroTest ABQ ML 20in Wolf Stand to Rio Puerco	FP-NMG Transm Specific-Replace	367.1	$ -	$ -	$ -	$ -	$ -	$ -	$ -	$ -
2833	T680001580	TEMP	HydroTest ABQ ML 20in Wolf Stand to Rio Puerco	FP-NMG Transm Specific-Replace	368.0	$ -	$ -	$ -	$ -	$ -	$ -	$ -	$ -
2834	T680001580	TEMP	HydroTest ABQ ML 20in Wolf Stand to Rio Puerco	FP-NMG Transm Specific-Replace	369.0	$ -	$ -	$ -	$ -	$ -	$ -	$ -	$ -
2835	T660001581	TEMP	HydroTest LA#3 from Caja del Rio to old LA#1	FP-NMG Transm Specific-Replace	367.1	$ -	$ -	$ -	$ -	$ -	$ -	$ -	$ -
2836	T660001581	TEMP	HydroTest LA#3 from Caja del Rio to old LA#1	FP-NMG Transm Specific-Replace	368.0	$ -	$ -	$ -	$ -	$ -	$ -	$ -	$ -
2837	T660001581	TEMP	HydroTest LA#3 from Caja del Rio to old LA#1	FP-NMG Transm Specific-Replace	369.0	$ -	$ -	$ -	$ -	$ -	$ -	$ -	$ -
2838	T624001582	PRE-10008	Hydrotest Lea County ML	FP-NMG Transm Specific-Replace	367.1	$ -	$ -	$ -	$ -	$ -	$ -	$ -	$ -
2839	T624001582	PRE-10008	Hydrotest Lea County ML	FP-NMG Transm Specific-Replace	368.0	$ -	$ -	$ -	$ -	$ -	$ -	$ -	$ -
2840	T624001582	PRE-10008	Hydrotest Lea County ML	FP-NMG Transm Specific-Replace	369.0	$ -	$ -	$ -	$ -	$ -	$ -	$ -	$ -
2841	T624001583	PRE-09953	HydroTest Lovington 8in ML	FP-NMG Transm Specific-Replace	367.1	$ -	$ -	$ -	$ -	$ -	$ -	$ -	$ -
2842	T624001583	PRE-09953	HydroTest Lovington 8in ML	FP-NMG Transm Specific-Replace	368.0	$ -	$ -	$ -	$ -	$ -	$ -	$ -	$ -
2843	T624001583	PRE-09953	HydroTest Lovington 8in ML	FP-NMG Transm Specific-Replace	369.0	$ -	$ -	$ -	$ -	$ -	$ -	$ -	$ -
2844	T624001584	TEMP	HydroTest Monument ML	FP-NMG Transm Specific-Replace	367.1	$ -	$ -	$ -	$ -	$ -	$ -	$ -	$ -
2845	T624001584	TEMP	HydroTest Monument ML	FP-NMG Transm Specific-Replace	368.0	$ -	$ -	$ -	$ -	$ -	$ -	$ -	$ -
2846	T624001584	TEMP	HydroTest Monument ML	FP-NMG Transm Specific-Replace	369.0	$ -	$ -	$ -	$ -	$ -	$ -	$ -	$ -
2847	T624001585	TEMP	HydroTest - Carlsbad ML 8in	FP-NMG Transm Specific-Replace	367.1	$ -	$ -	$ -	$ -	$ -	$ -	$ -	$ -
2848	T624001585	TEMP	HydroTest - Carlsbad ML 8in	FP-NMG Transm Specific-Replace	368.0	$ -	$ -	$ -	$ -	$ -	$ -	$ -	$ -
2849	T624001585	TEMP	HydroTest - Carlsbad ML 8in	FP-NMG Transm Specific-Replace	369.0	$ -	$ -	$ -	$ -	$ -	$ -	$ -	$ -
2850	T680001586	PRE-09959	Material Verification Cutouts - ABQ LP Kutz to Brown's Ranch	FP-NMG Transm Specific-Replace	367.1	$ -	$ -	$ -	$ -	$ -	$ -	$ -	$ -
2851	T680001586	PRE-09959	Material Verification Cutouts - ABQ LP Kutz to Brown's Ranch	FP-NMG Transm Specific-Replace	368.0	$ -	$ -	$ -	$ -	$ -	$ -	$ -	$ -
2852	T680001586	PRE-09959	Material Verification Cutouts - ABQ LP Kutz to Brown's Ranch	FP-NMG Transm Specific-Replace	369.0	$ -	$ -	$ -	$ -	$ -	$ -	$ -	$ -
2853	T624001587	TEMP	Material Verification Cutouts - Pan American ML 8in	FP-NMG Transm Specific-Replace	367.1	$ -	$ -	$ -	$ -	$ -	$ -	$ -	$ -
2854	T624001587	TEMP	Material Verification Cutouts - Pan American ML 8in	FP-NMG Transm Specific-Replace	368.0	$ -	$ -	$ -	$ -	$ -	$ -	$ -	$ -
2855	T624001587	TEMP	Material Verification Cutouts - Pan American ML 8in	FP-NMG Transm Specific-Replace	369.0	$ -	$ -	$ -	$ -	$ -	$ -	$ -	$ -
2856	662001588	NEW-15574	Espanola Land Purchase	FP-NMG Land_Structures&Improver	390.0	$ -	$ -	$ -	$ -	$ -	$ -	$ -	$ -
2857	T660001589	TEMP	Material Verification Cutouts - Taos ML Velarde to Rinconada	FP-NMG Transm Specific-Replace	367.1	$ -	$ -	$ -	$ -	$ -	$ -	$ -	$ -
2858	T660001589	TEMP	Material Verification Cutouts - Taos ML Velarde to Rinconada	FP-NMG Transm Specific-Replace	368.0	$ -	$ -	$ -	$ -	$ -	$ -	$ -	$ -
2859	T660001589	TEMP	Material Verification Cutouts - Taos ML Velarde to Rinconada	FP-NMG Transm Specific-Replace	369.0	$ -	$ -	$ -	$ -	$ -	$ -	$ -	$ -

NEW MEXICO GAS COMPANY, INC.

Plant Gross Activity
Base Period - 12 Months Ending March 31, 2023
Future Test Year - 12 Months Ending September 30, 2025

	A	B	C	D	E	F	G	H	I	J	K	L
3	Investment Number	FP Number	Investment Name	FP Type	FERC Account	4/30/2023	5/31/2023	6/30/2023	7/31/2023	8/31/2023	9/30/2023	10/31/2023
2860	T680001590	PRE-10020	Material Verification Cutouts - ABQ ML 20" - Wolf Stand to Rio Puerco	FP-NMG Transm Specific-Replace	367.1	$ -	$ -	$ -	$ -	$ -	$ -	$ -
2861	T680001590	PRE-10020	Material Verification Cutouts - ABQ ML 20" - Wolf Stand to Rio Puerco	FP-NMG Transm Specific-Replace	368.0	$ -	$ -	$ -	$ -	$ -	$ -	$ -
2862	T680001590	PRE-10020	Material Verification Cutouts - ABQ ML 20" - Wolf Stand to Rio Puerco	FP-NMG Transm Specific-Replace	369.0	$ -	$ -	$ -	$ -	$ -	$ -	$ -
2863	T601001591	PRE-09784	High-Bleed Wizard Replacement Ph. 2	FP-NMG Transm Stations-Replace	368.0	$ -	$ -	$ -	$ -	$ -	$ -	$ -
2864	T601001591	PRE-09784	High-Bleed Wizard Replacement Ph. 2	FP-NMG Transm Stations-Replace	369.0	$ -	$ -	$ -	$ -	$ -	$ -	$ -
2865	T680001592	TEMP	ChurchRock Purchase Rebuild	FP-NMG Transm Stations-Replace	368.0	$ -	$ -	$ -	$ -	$ -	$ -	$ -
2866	T680001592	TEMP	ChurchRock Purchase Rebuild	FP-NMG Transm Stations-Replace	369.0	$ -	$ -	$ -	$ -	$ -	$ -	$ -
2867	T660001593	PRE-09952	Material Verification Cutouts -Red River ML to Moly Mine 6in	FP-NMG Transm Specific-Replace	367.1	$ -	$ -	$ -	$ -	$ -	$ -	$ -
2868	T660001593	PRE-09952	Material Verification Cutouts -Red River ML to Moly Mine 6in	FP-NMG Transm Specific-Replace	368.0	$ -	$ -	$ -	$ -	$ -	$ -	$ -
2869	T660001593	PRE-09952	Material Verification Cutouts -Red River ML to Moly Mine 6in	FP-NMG Transm Specific-Replace	369.0	$ -	$ -	$ -	$ -	$ -	$ -	$ -
2870	T601001594	TEMP	Transmission Program Projects - NEW	FP-NMG Transm Stations-New	369.0	$ -	$ -	$ -	$ -	$ -	$ -	$ -
2871	T601001595	TEMP	Transmission Program Projects - REPLACE	FP-NMG Transm Stations-Replace	368.0	$ -	$ -	$ -	$ -	$ -	$ -	$ -
2872	T601001595	TEMP	Transmission Program Projects - REPLACE	FP-NMG Transm Stations-Replace	369.0	$ -	$ -	$ -	$ -	$ -	$ -	$ -
2873	T624001596	PRE-09955	Material Verification Cutouts - Lea County ML from Eddy Co to Cunningham JCT	FP-NMG Transm Specific-Replace	367.1	$ -	$ -	$ -	$ -	$ -	$ -	$ -
2874	T624001596	PRE-09955	Material Verification Cutouts - Lea County ML from Eddy Co to Cunningham JCT	FP-NMG Transm Specific-Replace	368.0	$ -	$ -	$ -	$ -	$ -	$ -	$ -
2875	T624001596	PRE-09955	Material Verification Cutouts - Lea County ML from Eddy Co to Cunningham JCT	FP-NMG Transm Specific-Replace	369.0	$ -	$ -	$ -	$ -	$ -	$ -	$ -
2876	T680001597	TEMP	Material Verification Cutouts - ABQ LP Huerfano to DOE	FP-NMG Transm Specific-Replace	367.1	$ -	$ -	$ -	$ -	$ -	$ -	$ -
2877	T680001597	TEMP	Material Verification Cutouts - ABQ LP Huerfano to DOE	FP-NMG Transm Specific-Replace	368.0	$ -	$ -	$ -	$ -	$ -	$ -	$ -
2878	T680001597	TEMP	Material Verification Cutouts - ABQ LP Huerfano to DOE	FP-NMG Transm Specific-Replace	369.0	$ -	$ -	$ -	$ -	$ -	$ -	$ -
2879	T624001598	TEMP	MAOP Replacement Eunice ML - Hobbs West to Jal Take-off	FP-NMG Transm Specific-Replace	367.1	$ -	$ -	$ -	$ -	$ -	$ -	$ -
2880	T624001598	TEMP	MAOP Replacement Eunice ML - Hobbs West to Jal Take-off	FP-NMG Transm Specific-Replace	368.0	$ -	$ -	$ -	$ -	$ -	$ -	$ -
2881	T624001598	TEMP	MAOP Replacement Eunice ML - Hobbs West to Jal Take-off	FP-NMG Transm Specific-Replace	369.0	$ -	$ -	$ -	$ -	$ -	$ -	$ -
2882	601001599	TEMP	Statewide AMR	FP-NMG Dist Specifics-New	376.1	$ -	$ -	$ -	$ -	$ -	$ -	$ -
2883	601001599	TEMP	Statewide AMR	FP-NMG Dist Specifics-New	376.2	$ -	$ -	$ -	$ -	$ -	$ -	$ -
2884	601001599	TEMP	Statewide AMR	FP-NMG Dist Specifics-New	376.4	$ -	$ -	$ -	$ -	$ -	$ -	$ -
2885	610001600	TEMP	Incremental HQ/Service Center Investment	FP-NMG Land_Structures&Improven	390.0	$ -	$ -	$ -	$ -	$ -	$ -	$ -
2886	T624001601	PRE-09801	Material Verification Cutouts - AMAX - Potash 6in	FP-NMG Transm Specific-Replace	367.1	$ -	$ -	$ -	$ -	$ -	$ -	$ -
2887	T624001601	PRE-09801	Material Verification Cutouts - AMAX - Potash 6in	FP-NMG Transm Specific-Replace	368.0	$ -	$ -	$ -	$ -	$ -	$ -	$ -
2888	T624001601	PRE-09801	Material Verification Cutouts - AMAX - Potash 6in	FP-NMG Transm Specific-Replace	369.0	$ -	$ -	$ -	$ -	$ -	$ -	$ -
2889	T601001602	NEW-15577	Internal Corrosion Monitoring EPNG Lusk	FP-NMG Transm Specifics-New	367.1	$ -	$ -	$ -	$ -	$ -	$ -	$ -
2890	T601001602	NEW-15577	Internal Corrosion Monitoring EPNG Lusk	FP-NMG Transm Specifics-New	368.0	$ -	$ -	$ -	$ -	$ -	$ -	$ -
2891	T601001602	NEW-15577	Internal Corrosion Monitoring EPNG Lusk	FP-NMG Transm Specifics-New	369.0	$ -	$ -	$ -	$ -	$ -	$ -	$ -
2892	625001603	PRE-09903	CLA - Research Center PVC Replacement	FP-NMG Dist Specific-Replace	376.1	$ -	$ -	$ -	$ -	$ -	$ -	$ -
2893	625001603	PRE-09903	CLA - Research Center PVC Replacement	FP-NMG Dist Specific-Replace	376.2	$ -	$ -	$ -	$ -	$ -	$ -	$ -
2894	625001603	PRE-09903	CLA - Research Center PVC Replacement	FP-NMG Dist Specific-Replace	376.4	$ -	$ -	$ -	$ -	$ -	$ -	$ -
2895	625001603	PRE-09903	CLA - Research Center PVC Replacement	FP-NMG Dist Specific-Replace	380.0	$ -	$ -	$ -	$ -	$ -	$ -	$ -
2896	625001604	PRE-09902	CLA - Bruce McDaniel PVC Replacement	FP-NMG Dist Specific-Replace	376.1	$ 4	$ -	$ -	$ -	$ -	$ -	$ -
2897	625001604	PRE-09902	CLA - Bruce McDaniel PVC Replacement	FP-NMG Dist Specific-Replace	376.2	$ 28	$ -	$ -	$ -	$ -	$ -	$ -
2898	625001604	PRE-09902	CLA - Bruce McDaniel PVC Replacement	FP-NMG Dist Specific-Replace	376.4	$ 2	$ -	$ -	$ -	$ -	$ -	$ -
2899	625001604	PRE-09902	CLA - Bruce McDaniel PVC Replacement	FP-NMG Dist Specific-Replace	380.0	$ 6	$ -	$ -	$ -	$ -	$ -	$ -
2900	620001605	PRE-09930	ROS - Cottonwood Irrigation Lateral Phase II PVC Replacement	FP-NMG Dist Specific-Replace	376.1	$ -	$ -	$ -	$ -	$ -	$ -	$ -
2901	620001605	PRE-09930	ROS - Cottonwood Irrigation Lateral Phase II PVC Replacement	FP-NMG Dist Specific-Replace	376.2	$ -	$ -	$ -	$ -	$ -	$ -	$ -
2902	620001605	PRE-09930	ROS - Cottonwood Irrigation Lateral Phase II PVC Replacement	FP-NMG Dist Specific-Replace	376.4	$ -	$ -	$ -	$ -	$ -	$ -	$ -
2903	620001605	PRE-09930	ROS - Cottonwood Irrigation Lateral Phase II PVC Replacement	FP-NMG Dist Specific-Replace	380.0	$ -	$ -	$ -	$ -	$ -	$ -	$ -
2904	627001606	PRE-09965	LOV - Spears Line PVC Replacement	FP-NMG Dist Specific-Replace	376.1	$ -	$ -	$ -	$ -	$ -	$ -	$ -
2905	627001606	PRE-09965	LOV - Spears Line PVC Replacement	FP-NMG Dist Specific-Replace	376.2	$ -	$ -	$ -	$ -	$ -	$ -	$ -
2906	627001606	PRE-09965	LOV - Spears Line PVC Replacement	FP-NMG Dist Specific-Replace	376.4	$ -	$ -	$ -	$ -	$ -	$ -	$ -
2907	627001606	PRE-09965	LOV - Spears Line PVC Replacement	FP-NMG Dist Specific-Replace	380.0	$ -	$ -	$ -	$ -	$ -	$ -	$ -
2908	627001607	PRE-09966	LOV - Motsenbacher PVC Replacement	FP-NMG Dist Specific-Replace	376.1	$ (5)	$ -	$ -	$ -	$ -	$ -	$ -
2909	627001607	PRE-09966	LOV - Motsenbacher PVC Replacement	FP-NMG Dist Specific-Replace	376.2	$ (34)	$ -	$ -	$ -	$ -	$ -	$ -
2910	627001607	PRE-09966	LOV - Motsenbacher PVC Replacement	FP-NMG Dist Specific-Replace	376.4	$ (2)	$ -	$ -	$ -	$ -	$ -	$ -
2911	627001607	PRE-09966	LOV - Motsenbacher PVC Replacement	FP-NMG Dist Specific-Replace	380.0	$ (7)	$ -	$ -	$ -	$ -	$ -	$ -
2912	610001608	PRE-09737	Bridge Blvd Relocation	FP-NMG Dist Specific-Replace	376.1	$ -	$ -	$ -	$ -	$ -	$ -	$ -
2913	610001608	PRE-09737	Bridge Blvd Relocation	FP-NMG Dist Specific-Replace	376.2	$ -	$ -	$ -	$ -	$ -	$ -	$ -
2914	610001608	PRE-09737	Bridge Blvd Relocation	FP-NMG Dist Specific-Replace	376.4	$ -	$ -	$ -	$ -	$ -	$ -	$ -
2915	610001608	PRE-09737	Bridge Blvd Relocation	FP-NMG Dist Specific-Replace	380.0	$ -	$ -	$ -	$ -	$ -	$ -	$ -

NEW MEXICO GAS COMPANY, INC.

Plant Gross Activity
Base Period - 12 Months Ending March 31, 2023
Future Test Year - 12 Months Ending September 30, 2025

	A	B	C	D	E	M	N	O	P	Q	R	S	T
3	Investment Number	FP Number	Investment Name	FP Type	FERC Account	11/30/2023	12/31/2023	1/31/2024	2/29/2024	3/31/2024	4/30/2024	5/31/2024	6/30/2024
2860	T680001590	PRE-10020	Material Verification Cutouts - ABQ ML 20" - Wolf Stand to Rio Puerco	FP-NMG Transm Specific-Replace	367.1	$ -	$ -	$ -	$ -	$ -	$ -	$ -	$ -
2861	T680001590	PRE-10020	Material Verification Cutouts - ABQ ML 20" - Wolf Stand to Rio Puerco	FP-NMG Transm Specific-Replace	368.0	$ -	$ -	$ -	$ -	$ -	$ -	$ -	$ -
2862	T680001590	PRE-10020	Material Verification Cutouts - ABQ ML 20" - Wolf Stand to Rio Puerco	FP-NMG Transm Specific-Replace	369.0	$ -	$ -	$ -	$ -	$ -	$ -	$ -	$ -
2863	T601001591	PRE-09784	High-Bleed Wizard Replacement Ph. 2	FP-NMG Transm Stations-Replace	368.0	$ -	$ -	$ -	$ -	$ -	$ -	$ -	$ -
2864	T601001591	PRE-09784	High-Bleed Wizard Replacement Ph. 2	FP-NMG Transm Stations-Replace	369.0	$ -	$ -	$ -	$ -	$ -	$ -	$ -	$ -
2865	T680001592	TEMP	ChurchRock Purchase Rebuild	FP-NMG Transm Stations-Replace	368.0	$ -	$ -	$ -	$ -	$ -	$ -	$ -	$ -
2866	T680001592	TEMP	ChurchRock Purchase Rebuild	FP-NMG Transm Stations-Replace	369.0	$ -	$ -	$ -	$ -	$ -	$ -	$ -	$ -
2867	T660001593	PRE-09952	Material Verification Cutouts -Red River ML to Moly Mine 6in	FP-NMG Transm Specific-Replace	367.1	$ -	$ -	$ -	$ -	$ -	$ -	$ -	$ -
2868	T660001593	PRE-09952	Material Verification Cutouts -Red River ML to Moly Mine 6in	FP-NMG Transm Specific-Replace	368.0	$ -	$ -	$ -	$ -	$ -	$ -	$ -	$ -
2869	T660001593	PRE-09952	Material Verification Cutouts -Red River ML to Moly Mine 6in	FP-NMG Transm Specific-Replace	369.0	$ -	$ -	$ -	$ -	$ -	$ -	$ -	$ -
2870	T601001594	TEMP	Transmission Program Projects - NEW	FP-NMG Transm Stations-New	369.0	$ -	$ 6,565	$ -	$ -	$ 74,136	$ -	$ -	$ 111,865
2871	T601001595	TEMP	Transmission Program Projects - REPLACE	FP-NMG Transm Stations-Replace	368.0	$ -	$ 1,313	$ -	$ -	$ -	$ -	$ -	$ -
2872	T601001595	TEMP	Transmission Program Projects - REPLACE	FP-NMG Transm Stations-Replace	369.0	$ -	$ 5,252	$ -	$ -	$ -	$ -	$ -	$ -
2873	T624001596	PRE-09955	Material Verification Cutouts - Lea County ML from Eddy Co to Cunningham JCT	FP-NMG Transm Specific-Replace	367.1	$ -	$ -	$ -	$ -	$ -	$ -	$ -	$ -
2874	T624001596	PRE-09955	Material Verification Cutouts - Lea County ML from Eddy Co to Cunningham JCT	FP-NMG Transm Specific-Replace	368.0	$ -	$ -	$ -	$ -	$ -	$ -	$ -	$ -
2875	T624001596	PRE-09955	Material Verification Cutouts - Lea County ML from Eddy Co to Cunningham JCT	FP-NMG Transm Specific-Replace	369.0	$ -	$ -	$ -	$ -	$ -	$ -	$ -	$ -
2876	T680001597	TEMP	Material Verification Cutouts - ABQ LP Huerfano to DOE	FP-NMG Transm Specific-Replace	367.1	$ -	$ -	$ -	$ -	$ -	$ -	$ -	$ -
2877	T680001597	TEMP	Material Verification Cutouts - ABQ LP Huerfano to DOE	FP-NMG Transm Specific-Replace	368.0	$ -	$ -	$ -	$ -	$ -	$ -	$ -	$ -
2878	T680001597	TEMP	Material Verification Cutouts - ABQ LP Huerfano to DOE	FP-NMG Transm Specific-Replace	369.0	$ -	$ -	$ -	$ -	$ -	$ -	$ -	$ -
2879	T624001598	TEMP	MAOP Replacement Eunice ML - Hobbs West to Jal Take-off	FP-NMG Transm Specific-Replace	367.1	$ -	$ -	$ -	$ -	$ -	$ -	$ -	$ -
2880	T624001598	TEMP	MAOP Replacement Eunice ML - Hobbs West to Jal Take-off	FP-NMG Transm Specific-Replace	368.0	$ -	$ -	$ -	$ -	$ -	$ -	$ -	$ -
2881	T624001598	TEMP	MAOP Replacement Eunice ML - Hobbs West to Jal Take-off	FP-NMG Transm Specific-Replace	369.0	$ -	$ -	$ -	$ -	$ -	$ -	$ -	$ -
2882	601001599	TEMP	Statewide AMR	FP-NMG Dist Specifics-New	376.1	$ -	$ -	$ -	$ -	$ -	$ -	$ -	$ -
2883	601001599	TEMP	Statewide AMR	FP-NMG Dist Specifics-New	376.2	$ -	$ -	$ -	$ -	$ -	$ -	$ -	$ -
2884	601001599	TEMP	Statewide AMR	FP-NMG Dist Specifics-New	376.4	$ -	$ -	$ -	$ -	$ -	$ -	$ -	$ -
2885	610001600	TEMP	Incremental HQ/Service Center Investment	FP-NMG Land_Structures&Improven	390.0	$ -	$ -	$ -	$ -	$ -	$ -	$ -	$ -
2886	T624001601	PRE-09801	Material Verification Cutouts - AMAX - Potash 6in	FP-NMG Transm Specific-Replace	367.1	$ -	$ -	$ -	$ -	$ -	$ -	$ -	$ -
2887	T624001601	PRE-09801	Material Verification Cutouts - AMAX - Potash 6in	FP-NMG Transm Specific-Replace	368.0	$ -	$ -	$ -	$ -	$ -	$ -	$ -	$ -
2888	T624001601	PRE-09801	Material Verification Cutouts - AMAX - Potash 6in	FP-NMG Transm Specific-Replace	369.0	$ -	$ -	$ -	$ -	$ -	$ -	$ -	$ -
2889	T601001602	NEW-15577	Internal Corrosion Monitoring EPNG Lusk	FP-NMG Transm Specifics-New	367.1	$ -	$ -	$ -	$ -	$ -	$ -	$ -	$ -
2890	T601001602	NEW-15577	Internal Corrosion Monitoring EPNG Lusk	FP-NMG Transm Specifics-New	368.0	$ -	$ -	$ -	$ -	$ -	$ -	$ -	$ -
2891	T601001602	NEW-15577	Internal Corrosion Monitoring EPNG Lusk	FP-NMG Transm Specifics-New	369.0	$ -	$ -	$ -	$ -	$ -	$ -	$ -	$ -
2892	625001603	PRE-09903	CLA - Research Center PVC Replacement	FP-NMG Dist Specific-Replace	376.1	$ -	$ -	$ -	$ -	$ -	$ -	$ -	$ -
2893	625001603	PRE-09903	CLA - Research Center PVC Replacement	FP-NMG Dist Specific-Replace	376.2	$ -	$ -	$ -	$ -	$ -	$ -	$ -	$ -
2894	625001603	PRE-09903	CLA - Research Center PVC Replacement	FP-NMG Dist Specific-Replace	376.4	$ -	$ -	$ -	$ -	$ -	$ -	$ -	$ -
2895	625001603	PRE-09903	CLA - Research Center PVC Replacement	FP-NMG Dist Specific-Replace	380.0	$ -	$ -	$ -	$ -	$ -	$ -	$ -	$ -
2896	625001604	PRE-09902	CLA - Bruce McDaniel PVC Replacement	FP-NMG Dist Specific-Replace	376.1	$ -	$ -	$ -	$ -	$ -	$ -	$ -	$ -
2897	625001604	PRE-09902	CLA - Bruce McDaniel PVC Replacement	FP-NMG Dist Specific-Replace	376.2	$ -	$ -	$ -	$ -	$ -	$ -	$ -	$ -
2898	625001604	PRE-09902	CLA - Bruce McDaniel PVC Replacement	FP-NMG Dist Specific-Replace	376.4	$ -	$ -	$ -	$ -	$ -	$ -	$ -	$ -
2899	625001604	PRE-09902	CLA - Bruce McDaniel PVC Replacement	FP-NMG Dist Specific-Replace	380.0	$ -	$ -	$ -	$ -	$ -	$ -	$ -	$ -
2900	620001605	PRE-09930	ROS - Cottonwood Irrigation Lateral Phase II PVC Replacement	FP-NMG Dist Specific-Replace	376.1	$ -	$ -	$ -	$ -	$ -	$ -	$ -	$ -
2901	620001605	PRE-09930	ROS - Cottonwood Irrigation Lateral Phase II PVC Replacement	FP-NMG Dist Specific-Replace	376.2	$ -	$ -	$ -	$ -	$ -	$ -	$ -	$ -
2902	620001605	PRE-09930	ROS - Cottonwood Irrigation Lateral Phase II PVC Replacement	FP-NMG Dist Specific-Replace	376.4	$ -	$ -	$ -	$ -	$ -	$ -	$ -	$ -
2903	620001605	PRE-09930	ROS - Cottonwood Irrigation Lateral Phase II PVC Replacement	FP-NMG Dist Specific-Replace	380.0	$ -	$ -	$ -	$ -	$ -	$ -	$ -	$ -
2904	627001606	PRE-09965	LOV - Spears Line PVC Replacement	FP-NMG Dist Specific-Replace	376.1	$ -	$ -	$ -	$ -	$ -	$ -	$ -	$ -
2905	627001606	PRE-09965	LOV - Spears Line PVC Replacement	FP-NMG Dist Specific-Replace	376.2	$ -	$ -	$ -	$ -	$ -	$ -	$ -	$ -
2906	627001606	PRE-09965	LOV - Spears Line PVC Replacement	FP-NMG Dist Specific-Replace	376.4	$ -	$ -	$ -	$ -	$ -	$ -	$ -	$ -
2907	627001606	PRE-09965	LOV - Spears Line PVC Replacement	FP-NMG Dist Specific-Replace	380.0	$ -	$ -	$ -	$ -	$ -	$ -	$ -	$ -
2908	627001607	PRE-09966	LOV - Motsenbacher PVC Replacement	FP-NMG Dist Specific-Replace	376.1	$ -	$ -	$ -	$ -	$ -	$ -	$ -	$ -
2909	627001607	PRE-09966	LOV - Motsenbacher PVC Replacement	FP-NMG Dist Specific-Replace	376.2	$ -	$ -	$ -	$ -	$ -	$ -	$ -	$ -
2910	627001607	PRE-09966	LOV - Motsenbacher PVC Replacement	FP-NMG Dist Specific-Replace	376.4	$ -	$ -	$ -	$ -	$ -	$ -	$ -	$ -
2911	627001607	PRE-09966	LOV - Motsenbacher PVC Replacement	FP-NMG Dist Specific-Replace	380.0	$ -	$ -	$ -	$ -	$ -	$ -	$ -	$ -
2912	610001608	PRE-09737	Bridge Blvd Relocation	FP-NMG Dist Specific-Replace	376.1	$ -	$ -	$ -	$ -	$ -	$ -	$ -	$ -
2913	610001608	PRE-09737	Bridge Blvd Relocation	FP-NMG Dist Specific-Replace	376.2	$ -	$ -	$ -	$ -	$ -	$ -	$ -	$ -
2914	610001608	PRE-09737	Bridge Blvd Relocation	FP-NMG Dist Specific-Replace	376.4	$ -	$ -	$ -	$ -	$ -	$ -	$ -	$ -
2915	610001608	PRE-09737	Bridge Blvd Relocation	FP-NMG Dist Specific-Replace	380.0	$ -	$ -	$ -	$ -	$ -	$ -	$ -	$ -

NEW MEXICO GAS COMPANY, INC.

Plant Gross Activity
Base Period - 12 Months Ending March 31, 2023
Future Test Year - 12 Months Ending September 30, 2025

	A	B	C	D	E	U	V	W	X	Y	Z	AA
3	Investment Number	FP Number	Investment Name	FP Type	FERC Account	7/31/2024	8/31/2024	9/30/2024	10/31/2024	11/30/2024	12/31/2024	1/31/2025
2860	T680001590	PRE-10020	Material Verification Cutouts - ABQ ML 20" - Wolf Stand to Rio Puerco	FP-NMG Transm Specific-Replace	367.1	$ -	$ -	$ -	$ -	$ -	$ -	$ -
2861	T680001590	PRE-10020	Material Verification Cutouts - ABQ ML 20" - Wolf Stand to Rio Puerco	FP-NMG Transm Specific-Replace	368.0	$ -	$ -	$ -	$ -	$ -	$ -	$ -
2862	T680001590	PRE-10020	Material Verification Cutouts - ABQ ML 20" - Wolf Stand to Rio Puerco	FP-NMG Transm Specific-Replace	369.0	$ -	$ -	$ -	$ -	$ -	$ -	$ -
2863	T601001591	PRE-09784	High-Bleed Wizard Replacement Ph. 2	FP-NMG Transm Stations-Replace	368.0	$ -	$ -	$ -	$ -	$ -	$ -	$ -
2864	T601001591	PRE-09784	High-Bleed Wizard Replacement Ph. 2	FP-NMG Transm Stations-Replace	369.0	$ -	$ -	$ -	$ -	$ -	$ -	$ -
2865	T680001592	TEMP	ChurchRock Purchase Rebuild	FP-NMG Transm Stations-Replace	368.0	$ -	$ -	$ -	$ -	$ -	$ -	$ -
2866	T680001592	TEMP	ChurchRock Purchase Rebuild	FP-NMG Transm Stations-Replace	369.0	$ -	$ -	$ -	$ -	$ -	$ -	$ -
2867	T660001593	PRE-09952	Material Verification Cutouts -Red River ML to Moly Mine 6in	FP-NMG Transm Specific-Replace	367.1	$ -	$ -	$ -	$ -	$ -	$ -	$ -
2868	T660001593	PRE-09952	Material Verification Cutouts -Red River ML to Moly Mine 6in	FP-NMG Transm Specific-Replace	368.0	$ -	$ -	$ -	$ -	$ -	$ -	$ -
2869	T660001593	PRE-09952	Material Verification Cutouts -Red River ML to Moly Mine 6in	FP-NMG Transm Specific-Replace	369.0	$ -	$ -	$ -	$ -	$ -	$ -	$ -
2870	T601001594	TEMP	Transmission Program Projects - NEW	FP-NMG Transm Stations-New	369.0	$ -	$ -	$ 112,658	$ -	$ -	$ 151,444	$ -
2871	T601001595	TEMP	Transmission Program Projects - REPLACE	FP-NMG Transm Stations-Replace	368.0	$ -	$ -	$ -	$ -	$ -	$ 80,603	$ -
2872	T601001595	TEMP	Transmission Program Projects - REPLACE	FP-NMG Transm Stations-Replace	369.0	$ -	$ -	$ -	$ -	$ -	$ 322,410	$ -
2873	T624001596	PRE-09955	Material Verification Cutouts - Lea County ML from Eddy Co to Cunningham JCT	FP-NMG Transm Specific-Replace	367.1	$ -	$ -	$ -	$ -	$ -	$ -	$ -
2874	T624001596	PRE-09955	Material Verification Cutouts - Lea County ML from Eddy Co to Cunningham JCT	FP-NMG Transm Specific-Replace	368.0	$ -	$ -	$ -	$ -	$ -	$ -	$ -
2875	T624001596	PRE-09955	Material Verification Cutouts - Lea County ML from Eddy Co to Cunningham JCT	FP-NMG Transm Specific-Replace	369.0	$ -	$ -	$ -	$ -	$ -	$ -	$ -
2876	T680001597	TEMP	Material Verification Cutouts - ABQ LP Huerfano to DOE	FP-NMG Transm Specific-Replace	367.1	$ -	$ -	$ -	$ -	$ -	$ -	$ -
2877	T680001597	TEMP	Material Verification Cutouts - ABQ LP Huerfano to DOE	FP-NMG Transm Specific-Replace	368.0	$ -	$ -	$ -	$ -	$ -	$ -	$ -
2878	T680001597	TEMP	Material Verification Cutouts - ABQ LP Huerfano to DOE	FP-NMG Transm Specific-Replace	369.0	$ -	$ -	$ -	$ -	$ -	$ -	$ -
2879	T624001598	TEMP	MAOP Replacement Eunice ML - Hobbs West to Jal Take-off	FP-NMG Transm Specific-Replace	367.1	$ -	$ -	$ -	$ -	$ -	$ -	$ -
2880	T624001598	TEMP	MAOP Replacement Eunice ML - Hobbs West to Jal Take-off	FP-NMG Transm Specific-Replace	368.0	$ -	$ -	$ -	$ -	$ -	$ -	$ -
2881	T624001598	TEMP	MAOP Replacement Eunice ML - Hobbs West to Jal Take-off	FP-NMG Transm Specific-Replace	369.0	$ -	$ -	$ -	$ -	$ -	$ -	$ -
2882	601001599	TEMP	Statewide AMR	FP-NMG Dist Specifics-New	376.1	$ -	$ -	$ -	$ -	$ -	$ -	$ -
2883	601001599	TEMP	Statewide AMR	FP-NMG Dist Specifics-New	376.2	$ -	$ -	$ -	$ -	$ -	$ -	$ -
2884	601001599	TEMP	Statewide AMR	FP-NMG Dist Specifics-New	376.4	$ -	$ -	$ -	$ -	$ -	$ -	$ -
2885	610001600	TEMP	Incremental HQ/Service Center Investment	FP-NMG Land_Structures&Improven	390.0	$ -	$ -	$ -	$ -	$ -	$ -	$ -
2886	T624001601	PRE-09801	Material Verification Cutouts - AMAX - Potash 6in	FP-NMG Transm Specific-Replace	367.1	$ -	$ -	$ -	$ -	$ -	$ -	$ -
2887	T624001601	PRE-09801	Material Verification Cutouts - AMAX - Potash 6in	FP-NMG Transm Specific-Replace	368.0	$ -	$ -	$ -	$ -	$ -	$ -	$ -
2888	T624001601	PRE-09801	Material Verification Cutouts - AMAX - Potash 6in	FP-NMG Transm Specific-Replace	369.0	$ -	$ -	$ -	$ -	$ -	$ -	$ -
2889	T601001602	NEW-15577	Internal Corrosion Monitoring EPNG Lusk	FP-NMG Transm Specifics-New	367.1	$ -	$ -	$ -	$ -	$ -	$ -	$ -
2890	T601001602	NEW-15577	Internal Corrosion Monitoring EPNG Lusk	FP-NMG Transm Specifics-New	368.0	$ -	$ -	$ -	$ -	$ -	$ -	$ -
2891	T601001602	NEW-15577	Internal Corrosion Monitoring EPNG Lusk	FP-NMG Transm Specifics-New	369.0	$ -	$ -	$ -	$ -	$ -	$ -	$ -
2892	625001603	PRE-09903	CLA - Research Center PVC Replacement	FP-NMG Dist Specific-Replace	376.1	$ -	$ -	$ -	$ -	$ -	$ -	$ -
2893	625001603	PRE-09903	CLA - Research Center PVC Replacement	FP-NMG Dist Specific-Replace	376.2	$ -	$ -	$ -	$ -	$ -	$ -	$ -
2894	625001603	PRE-09903	CLA - Research Center PVC Replacement	FP-NMG Dist Specific-Replace	376.4	$ -	$ -	$ -	$ -	$ -	$ -	$ -
2895	625001603	PRE-09903	CLA - Research Center PVC Replacement	FP-NMG Dist Specific-Replace	380.0	$ -	$ -	$ -	$ -	$ -	$ -	$ -
2896	625001604	PRE-09902	CLA - Bruce McDaniel PVC Replacement	FP-NMG Dist Specific-Replace	376.1	$ -	$ -	$ -	$ -	$ -	$ -	$ -
2897	625001604	PRE-09902	CLA - Bruce McDaniel PVC Replacement	FP-NMG Dist Specific-Replace	376.2	$ -	$ -	$ -	$ -	$ -	$ -	$ -
2898	625001604	PRE-09902	CLA - Bruce McDaniel PVC Replacement	FP-NMG Dist Specific-Replace	376.4	$ -	$ -	$ -	$ -	$ -	$ -	$ -
2899	625001604	PRE-09902	CLA - Bruce McDaniel PVC Replacement	FP-NMG Dist Specific-Replace	380.0	$ -	$ -	$ -	$ -	$ -	$ -	$ -
2900	620001605	PRE-09930	ROS - Cottonwood Irrigation Lateral Phase II PVC Replacement	FP-NMG Dist Specific-Replace	376.1	$ -	$ -	$ -	$ -	$ 338,480	$ -	$ -
2901	620001605	PRE-09930	ROS - Cottonwood Irrigation Lateral Phase II PVC Replacement	FP-NMG Dist Specific-Replace	376.2	$ -	$ -	$ -	$ -	$ 2,369,358	$ -	$ -
2902	620001605	PRE-09930	ROS - Cottonwood Irrigation Lateral Phase II PVC Replacement	FP-NMG Dist Specific-Replace	376.4	$ -	$ -	$ -	$ -	$ 169,240	$ -	$ -
2903	620001605	PRE-09930	ROS - Cottonwood Irrigation Lateral Phase II PVC Replacement	FP-NMG Dist Specific-Replace	380.0	$ -	$ -	$ -	$ -	$ 507,720	$ -	$ -
2904	627001606	PRE-09965	LOV - Spears Line PVC Replacement	FP-NMG Dist Specific-Replace	376.1	$ -	$ -	$ -	$ -	$ -	$ -	$ -
2905	627001606	PRE-09965	LOV - Spears Line PVC Replacement	FP-NMG Dist Specific-Replace	376.2	$ -	$ -	$ -	$ -	$ -	$ -	$ -
2906	627001606	PRE-09965	LOV - Spears Line PVC Replacement	FP-NMG Dist Specific-Replace	376.4	$ -	$ -	$ -	$ -	$ -	$ -	$ -
2907	627001606	PRE-09965	LOV - Spears Line PVC Replacement	FP-NMG Dist Specific-Replace	380.0	$ -	$ -	$ -	$ -	$ -	$ -	$ -
2908	627001607	PRE-09966	LOV - Motsenbacher PVC Replacement	FP-NMG Dist Specific-Replace	376.1	$ -	$ -	$ -	$ -	$ -	$ -	$ -
2909	627001607	PRE-09966	LOV - Motsenbacher PVC Replacement	FP-NMG Dist Specific-Replace	376.2	$ -	$ -	$ -	$ -	$ -	$ -	$ -
2910	627001607	PRE-09966	LOV - Motsenbacher PVC Replacement	FP-NMG Dist Specific-Replace	376.4	$ -	$ -	$ -	$ -	$ -	$ -	$ -
2911	627001607	PRE-09966	LOV - Motsenbacher PVC Replacement	FP-NMG Dist Specific-Replace	380.0	$ -	$ -	$ -	$ -	$ -	$ -	$ -
2912	610001608	PRE-09737	Bridge Blvd Relocation	FP-NMG Dist Specific-Replace	376.1	$ -	$ -	$ -	$ -	$ -	$ -	$ -
2913	610001608	PRE-09737	Bridge Blvd Relocation	FP-NMG Dist Specific-Replace	376.2	$ -	$ -	$ -	$ -	$ -	$ -	$ -
2914	610001608	PRE-09737	Bridge Blvd Relocation	FP-NMG Dist Specific-Replace	376.4	$ -	$ -	$ -	$ -	$ -	$ -	$ -
2915	610001608	PRE-09737	Bridge Blvd Relocation	FP-NMG Dist Specific-Replace	380.0	$ -	$ -	$ -	$ -	$ -	$ -	$ -

NEW MEXICO GAS COMPANY, INC.

Plant Gross Activity
Base Period - 12 Months Ending March 31, 2023
Future Test Year - 12 Months Ending September 30, 2025

	A	B	C	D	E	AB	AC	AD	AE	AF	AG	AH	AI
3	Investment Number	FP Number	Investment Name	FP Type	FERC Account	2/28/2025	3/31/2025	4/30/2025	5/31/2025	6/30/2025	7/31/2025	8/31/2025	9/30/2025
2860	T680001590	PRE-10020	Material Verification Cutouts - ABQ ML 20" - Wolf Stand to Rio Puerco	FP-NMG Transm Specific-Replace	367.1	$ -	$ -	$ -	$ -	$ -	$ -	$ -	$ -
2861	T680001590	PRE-10020	Material Verification Cutouts - ABQ ML 20" - Wolf Stand to Rio Puerco	FP-NMG Transm Specific-Replace	368.0	$ -	$ -	$ -	$ -	$ -	$ -	$ -	$ -
2862	T680001590	PRE-10020	Material Verification Cutouts - ABQ ML 20" - Wolf Stand to Rio Puerco	FP-NMG Transm Specific-Replace	369.0	$ -	$ -	$ -	$ -	$ -	$ -	$ -	$ -
2863	T601001591	PRE-09784	High-Bleed Wizard Replacement Ph. 2	FP-NMG Transm Stations-Replace	368.0	$ -	$ -	$ -	$ -	$ -	$ -	$ -	$ -
2864	T601001591	PRE-09784	High-Bleed Wizard Replacement Ph. 2	FP-NMG Transm Stations-Replace	369.0	$ -	$ -	$ -	$ -	$ -	$ -	$ -	$ -
2865	T680001592	TEMP	ChurchRock Purchase Rebuild	FP-NMG Transm Stations-Replace	368.0	$ -	$ -	$ -	$ -	$ -	$ -	$ -	$ -
2866	T680001592	TEMP	ChurchRock Purchase Rebuild	FP-NMG Transm Stations-Replace	369.0	$ -	$ -	$ -	$ -	$ -	$ -	$ -	$ -
2867	T660001593	PRE-09952	Material Verification Cutouts -Red River ML to Moly Mine 6in	FP-NMG Transm Specific-Replace	367.1	$ -	$ -	$ -	$ -	$ -	$ -	$ -	$ -
2868	T660001593	PRE-09952	Material Verification Cutouts -Red River ML to Moly Mine 6in	FP-NMG Transm Specific-Replace	368.0	$ -	$ -	$ -	$ -	$ -	$ -	$ -	$ -
2869	T660001593	PRE-09952	Material Verification Cutouts -Red River ML to Moly Mine 6in	FP-NMG Transm Specific-Replace	369.0	$ -	$ -	$ -	$ -	$ -	$ -	$ -	$ -
2870	T601001594	TEMP	Transmission Program Projects - NEW	FP-NMG Transm Stations-New	369.0	$ -	$ 72,770	$ -	$ -	$ 110,033	$ -	$ -	$ 111,086
2871	T601001595	TEMP	Transmission Program Projects - REPLACE	FP-NMG Transm Stations-Replace	368.0	$ -	$ -	$ -	$ -	$ -	$ -	$ -	$ -
2872	T601001595	TEMP	Transmission Program Projects - REPLACE	FP-NMG Transm Stations-Replace	369.0	$ -	$ -	$ -	$ -	$ -	$ -	$ -	$ -
2873	T624001596	PRE-09955	Material Verification Cutouts - Lea County ML from Eddy Co to Cunningham JCT	FP-NMG Transm Specific-Replace	367.1	$ -	$ -	$ -	$ -	$ -	$ -	$ 2,236,464	$ -
2874	T624001596	PRE-09955	Material Verification Cutouts - Lea County ML from Eddy Co to Cunningham JCT	FP-NMG Transm Specific-Replace	368.0	$ -	$ -	$ -	$ -	$ -	$ -	$ 319,495	$ -
2875	T624001596	PRE-09955	Material Verification Cutouts - Lea County ML from Eddy Co to Cunningham JCT	FP-NMG Transm Specific-Replace	369.0	$ -	$ -	$ -	$ -	$ -	$ -	$ 638,990	$ -
2876	T680001597	TEMP	Material Verification Cutouts - ABQ LP Huerfano to DOE	FP-NMG Transm Specific-Replace	367.1	$ -	$ -	$ -	$ -	$ -	$ -	$ -	$ -
2877	T680001597	TEMP	Material Verification Cutouts - ABQ LP Huerfano to DOE	FP-NMG Transm Specific-Replace	368.0	$ -	$ -	$ -	$ -	$ -	$ -	$ -	$ -
2878	T680001597	TEMP	Material Verification Cutouts - ABQ LP Huerfano to DOE	FP-NMG Transm Specific-Replace	369.0	$ -	$ -	$ -	$ -	$ -	$ -	$ -	$ -
2879	T624001598	TEMP	MAOP Replacement Eunice ML - Hobbs West to Jal Take-off	FP-NMG Transm Specific-Replace	367.1	$ -	$ -	$ -	$ -	$ -	$ -	$ -	$ -
2880	T624001598	TEMP	MAOP Replacement Eunice ML - Hobbs West to Jal Take-off	FP-NMG Transm Specific-Replace	368.0	$ -	$ -	$ -	$ -	$ -	$ -	$ -	$ -
2881	T624001598	TEMP	MAOP Replacement Eunice ML - Hobbs West to Jal Take-off	FP-NMG Transm Specific-Replace	369.0	$ -	$ -	$ -	$ -	$ -	$ -	$ -	$ -
2882	601001599	TEMP	Statewide AMR	FP-NMG Dist Specifics-New	376.1	$ -	$ -	$ -	$ -	$ -	$ -	$ -	$ -
2883	601001599	TEMP	Statewide AMR	FP-NMG Dist Specifics-New	376.2	$ -	$ -	$ -	$ -	$ -	$ -	$ -	$ -
2884	601001599	TEMP	Statewide AMR	FP-NMG Dist Specifics-New	376.4	$ -	$ -	$ -	$ -	$ -	$ -	$ -	$ -
2885	610001600	TEMP	Incremental HQ/Service Center Investment	FP-NMG Land_Structures&Improven	390.0	$ -	$ -	$ -	$ -	$ -	$ -	$ -	$ -
2886	T624001601	PRE-09801	Material Verification Cutouts - AMAX - Potash 6in	FP-NMG Transm Specific-Replace	367.1	$ -	$ -	$ -	$ -	$ -	$ -	$ -	$ -
2887	T624001601	PRE-09801	Material Verification Cutouts - AMAX - Potash 6in	FP-NMG Transm Specific-Replace	368.0	$ -	$ -	$ -	$ -	$ -	$ -	$ -	$ -
2888	T624001601	PRE-09801	Material Verification Cutouts - AMAX - Potash 6in	FP-NMG Transm Specific-Replace	369.0	$ -	$ -	$ -	$ -	$ -	$ -	$ -	$ -
2889	T601001602	NEW-15577	Internal Corrosion Monitoring EPNG Lusk	FP-NMG Transm Specifics-New	367.1	$ -	$ -	$ -	$ -	$ -	$ -	$ -	$ -
2890	T601001602	NEW-15577	Internal Corrosion Monitoring EPNG Lusk	FP-NMG Transm Specifics-New	368.0	$ -	$ -	$ -	$ -	$ -	$ -	$ -	$ -
2891	T601001602	NEW-15577	Internal Corrosion Monitoring EPNG Lusk	FP-NMG Transm Specifics-New	369.0	$ -	$ -	$ -	$ -	$ -	$ -	$ -	$ -
2892	625001603	PRE-09903	CLA - Research Center PVC Replacement	FP-NMG Dist Specific-Replace	376.1	$ -	$ -	$ -	$ -	$ -	$ -	$ -	$ -
2893	625001603	PRE-09903	CLA - Research Center PVC Replacement	FP-NMG Dist Specific-Replace	376.2	$ -	$ -	$ -	$ -	$ -	$ -	$ -	$ -
2894	625001603	PRE-09903	CLA - Research Center PVC Replacement	FP-NMG Dist Specific-Replace	376.4	$ -	$ -	$ -	$ -	$ -	$ -	$ -	$ -
2895	625001603	PRE-09903	CLA - Research Center PVC Replacement	FP-NMG Dist Specific-Replace	380.0	$ -	$ -	$ -	$ -	$ -	$ -	$ -	$ -
2896	625001604	PRE-09902	CLA - Bruce McDaniel PVC Replacement	FP-NMG Dist Specific-Replace	376.1	$ -	$ -	$ -	$ -	$ -	$ -	$ -	$ -
2897	625001604	PRE-09902	CLA - Bruce McDaniel PVC Replacement	FP-NMG Dist Specific-Replace	376.2	$ -	$ -	$ -	$ -	$ -	$ -	$ -	$ -
2898	625001604	PRE-09902	CLA - Bruce McDaniel PVC Replacement	FP-NMG Dist Specific-Replace	376.4	$ -	$ -	$ -	$ -	$ -	$ -	$ -	$ -
2899	625001604	PRE-09902	CLA - Bruce McDaniel PVC Replacement	FP-NMG Dist Specific-Replace	380.0	$ -	$ -	$ -	$ -	$ -	$ -	$ -	$ -
2900	620001605	PRE-09930	ROS - Cottonwood Irrigation Lateral Phase II PVC Replacement	FP-NMG Dist Specific-Replace	376.1	$ -	$ -	$ -	$ -	$ -	$ -	$ -	$ -
2901	620001605	PRE-09930	ROS - Cottonwood Irrigation Lateral Phase II PVC Replacement	FP-NMG Dist Specific-Replace	376.2	$ -	$ -	$ -	$ -	$ -	$ -	$ -	$ -
2902	620001605	PRE-09930	ROS - Cottonwood Irrigation Lateral Phase II PVC Replacement	FP-NMG Dist Specific-Replace	376.4	$ -	$ -	$ -	$ -	$ -	$ -	$ -	$ -
2903	620001605	PRE-09930	ROS - Cottonwood Irrigation Lateral Phase II PVC Replacement	FP-NMG Dist Specific-Replace	380.0	$ -	$ -	$ -	$ -	$ -	$ -	$ -	$ -
2904	627001606	PRE-09965	LOV - Spears Line PVC Replacement	FP-NMG Dist Specific-Replace	376.1	$ -	$ -	$ -	$ -	$ -	$ -	$ -	$ -
2905	627001606	PRE-09965	LOV - Spears Line PVC Replacement	FP-NMG Dist Specific-Replace	376.2	$ -	$ -	$ -	$ -	$ -	$ -	$ -	$ -
2906	627001606	PRE-09965	LOV - Spears Line PVC Replacement	FP-NMG Dist Specific-Replace	376.4	$ -	$ -	$ -	$ -	$ -	$ -	$ -	$ -
2907	627001606	PRE-09965	LOV - Spears Line PVC Replacement	FP-NMG Dist Specific-Replace	380.0	$ -	$ -	$ -	$ -	$ -	$ -	$ -	$ -
2908	627001607	PRE-09966	LOV - Motsenbacher PVC Replacement	FP-NMG Dist Specific-Replace	376.1	$ -	$ -	$ -	$ -	$ -	$ -	$ -	$ -
2909	627001607	PRE-09966	LOV - Motsenbacher PVC Replacement	FP-NMG Dist Specific-Replace	376.2	$ -	$ -	$ -	$ -	$ -	$ -	$ -	$ -
2910	627001607	PRE-09966	LOV - Motsenbacher PVC Replacement	FP-NMG Dist Specific-Replace	376.4	$ -	$ -	$ -	$ -	$ -	$ -	$ -	$ -
2911	627001607	PRE-09966	LOV - Motsenbacher PVC Replacement	FP-NMG Dist Specific-Replace	380.0	$ -	$ -	$ -	$ -	$ -	$ -	$ -	$ -
2912	610001608	PRE-09737	Bridge Blvd Relocation	FP-NMG Dist Specific-Replace	376.1	$ -	$ -	$ -	$ -	$ -	$ -	$ -	$ -
2913	610001608	PRE-09737	Bridge Blvd Relocation	FP-NMG Dist Specific-Replace	376.2	$ -	$ -	$ -	$ -	$ -	$ -	$ -	$ -
2914	610001608	PRE-09737	Bridge Blvd Relocation	FP-NMG Dist Specific-Replace	376.4	$ -	$ -	$ -	$ -	$ -	$ -	$ -	$ -
2915	610001608	PRE-09737	Bridge Blvd Relocation	FP-NMG Dist Specific-Replace	380.0	$ -	$ -	$ -	$ -	$ -	$ -	$ -	$ -

NEW MEXICO GAS COMPANY, INC.

Plant Gross Activity
Base Period - 12 Months Ending March 31, 2023
Future Test Year - 12 Months Ending September 30, 2025

	A	B	C	D	E	F	G	H	I	J	K	L
3	Investment Number	FP Number	Investment Name	FP Type	FERC Account	4/30/2023	5/31/2023	6/30/2023	7/31/2023	8/31/2023	9/30/2023	10/31/2023
2916	610001609	TEMP	Security Onion Server	FP-NMG Office Furn & Equip	391.2	$ -	$ -	$ -	$ -	$ -	$ -	$ -
2917	610001609	TEMP	Security Onion Server	FP-NMG Office Furn & Equip	397.0	$ -	$ -	$ -	$ -	$ -	$ -	$ -
2918	610001609	TEMP	Security Onion Server	FP-NMG Office Furn & Equip	398.0	$ -	$ -	$ -	$ -	$ -	$ -	$ -
2919	T610001610	PRE-09715	Redondo/Rio Puerco Station Enhancements	FP-NMG Transm Specific-Replace	367.1	$ -	$ -	$ -	$ -	$ -	$ -	$ -
2920	T610001610	PRE-09715	Redondo/Rio Puerco Station Enhancements	FP-NMG Transm Specific-Replace	368.0	$ -	$ -	$ -	$ -	$ -	$ -	$ -
2921	T610001610	PRE-09715	Redondo/Rio Puerco Station Enhancements	FP-NMG Transm Specific-Replace	369.0	$ -	$ -	$ -	$ -	$ -	$ -	$ -
2922	T624001611	PRE-09738	2020 Lea Co Turbine Swing	FP-NMG Transm Specific-Replace	367.1	$ -	$ -	$ -	$ -	$ -	$ -	$ -
2923	T624001611	PRE-09738	2020 Lea Co Turbine Swing	FP-NMG Transm Specific-Replace	368.0	$ -	$ -	$ -	$ -	$ -	$ -	$ -
2924	T624001611	PRE-09738	2020 Lea Co Turbine Swing	FP-NMG Transm Specific-Replace	369.0	$ -	$ -	$ -	$ -	$ -	$ -	$ -
2925	601001612	NCP-15855	jaNaDeTect™ Pilot	FP-NMG Intangible	303.3	$ -	$ -	$ -	$ -	$ -	$ -	$ -
2926	T680001613	TEMP	ABQ LP ML Cutout 2020	FP-NMG Transm Mains-Replace	367.1	$ -	$ -	$ -	$ -	$ -	$ -	$ -
2927	T680001614	PRE-09745	2020 ILI Cut out ABQ LP ML	FP-NMG Transm Mains-Replace	367.1	$ -	$ -	$ -	$ -	$ -	$ -	$ -
2928	601001615	TEMP	System-wide Grade Three Leak Repairs - Transmission	FP-NMG Transm Specific-Replace	367.1	$ -	$ -	$ -	$ -	$ -	$ -	$ -
2929	601001615	TEMP	System-wide Grade Three Leak Repairs - Transmission	FP-NMG Transm Specific-Replace	368.0	$ -	$ -	$ -	$ -	$ -	$ -	$ -
2930	601001615	TEMP	System-wide Grade Three Leak Repairs - Transmission	FP-NMG Transm Specific-Replace	369.0	$ -	$ -	$ -	$ -	$ -	$ -	$ -
2931	610001616	PRE-09747	Bridge Relocation Phase 2	FP-NMG Dist Specific-Replace	376.1	$ -	$ -	$ -	$ -	$ -	$ -	$ -
2932	610001616	PRE-09747	Bridge Relocation Phase 2	FP-NMG Dist Specific-Replace	376.2	$ -	$ -	$ -	$ -	$ -	$ -	$ -
2933	610001616	PRE-09747	Bridge Relocation Phase 2	FP-NMG Dist Specific-Replace	376.4	$ -	$ -	$ -	$ -	$ -	$ -	$ -
2934	610001616	PRE-09747	Bridge Relocation Phase 2	FP-NMG Dist Specific-Replace	380.0	$ -	$ -	$ -	$ -	$ -	$ -	$ -
2935	T621001617	PRE-09748	Sunland Park VHP Upstream BS Replacement	FP-NMG Transm Mains-Replace	367.1	$ -	$ -	$ -	$ -	$ -	$ -	$ -
2936	T624001618	TEMP	Hydrotest - Greenwood ML	FP-NMG Transm Mains-New	367.1	$ -	$ -	$ -	$ -	$ -	$ -	$ -
2937	622001619	TEMP	Sunland Park VHP Upstream BS Replacement - Distribution	FP-NMG Dist Specifics-New	376.1	$ -	$ -	$ -	$ -	$ -	$ -	$ -
2938	622001619	TEMP	Sunland Park VHP Upstream BS Replacement - Distribution	FP-NMG Dist Specifics-New	376.2	$ -	$ -	$ -	$ -	$ -	$ -	$ -
2939	622001619	TEMP	Sunland Park VHP Upstream BS Replacement - Distribution	FP-NMG Dist Specifics-New	376.4	$ -	$ -	$ -	$ -	$ -	$ -	$ -
2940	T626001620	PRE-09765	HydroTest Clovis 6 in Mainline	FP-NMG Transm Mains-Replace	367.1	$ -	$ -	$ -	$ -	$ -	$ -	$ -
2941	610001621	TEMP	Canyon VHP Compressor Estimate 2020	FP-NMG Dist Stations-New	378.0	$ -	$ -	$ -	$ -	$ -	$ -	$ -
2942	610001621	TEMP	Canyon VHP Compressor Estimate 2020	FP-NMG Dist Stations-New	385.0	$ -	$ -	$ -	$ -	$ -	$ -	$ -
2943	T601001622	PRE-09749	System-wide Grade Three Leak Repairs - Xmission	FP-NMG Transm Specific-Replace	367.1	$ -	$ -	$ -	$ -	$ -	$ -	$ -
2944	T601001622	PRE-09749	System-wide Grade Three Leak Repairs - Xmission	FP-NMG Transm Specific-Replace	368.0	$ -	$ -	$ -	$ -	$ -	$ -	$ -
2945	T601001622	PRE-09749	System-wide Grade Three Leak Repairs - Xmission	FP-NMG Transm Specific-Replace	369.0	$ -	$ -	$ -	$ -	$ -	$ -	$ -
2946	601001624	NCP-15854	TECO PowerPlan Upgrade	FP-NMG Intangible	303.3	$ -	$ -	$ -	$ -	$ -	$ -	$ -
2947	610001625	PRE-09803	NM528 Phase 2 Relocates/Replacements	FP-NMG Dist Specific-Replace	376.1	$ -	$ -	$ -	$ -	$ -	$ -	$ -
2948	610001625	PRE-09803	NM528 Phase 2 Relocates/Replacements	FP-NMG Dist Specific-Replace	376.2	$ -	$ -	$ -	$ -	$ -	$ -	$ -
2949	610001625	PRE-09803	NM528 Phase 2 Relocates/Replacements	FP-NMG Dist Specific-Replace	376.4	$ -	$ -	$ -	$ -	$ -	$ -	$ -
2950	610001625	PRE-09803	NM528 Phase 2 Relocates/Replacements	FP-NMG Dist Specific-Replace	380.0	$ -	$ -	$ -	$ -	$ -	$ -	$ -
2951	T601001626	NEW-15461	Statewide RTU New 2020	FP-NMG Transm Specifics-New	367.1	$ -	$ -	$ -	$ -	$ -	$ -	$ -
2952	T601001626	NEW-15461	Statewide RTU New 2020	FP-NMG Transm Specifics-New	368.0	$ -	$ -	$ -	$ -	$ -	$ -	$ -
2953	T601001626	NEW-15461	Statewide RTU New 2020	FP-NMG Transm Specifics-New	369.0	$ -	$ -	$ -	$ -	$ -	$ -	$ -
2954	660001627	NEW-15458	Santa Fe Service Center Shop Modifications	FP-NMG Land_Structures&Improven	390.0	$ -	$ -	$ -	$ -	$ -	$ -	$ -
2955	T624001628	NEW-15460	SE Transmission Odorant Tank Canopies	FP-NMG Transm Stations-New	369.0	$ -	$ -	$ -	$ -	$ -	$ -	$ -
2956	601001629	NCP-15950	MicroFocus COBOL Upgrade	FP-NMG Intangible	303.3	$ -	$ -	$ -	$ -	$ -	$ -	$ -
2957	T680001630	TEMP	Abq 20in LP Lybrook to Indian Springs Make Piggable	FP-NMG Transm Specific-Replace	367.1	$ -	$ -	$ -	$ -	$ -	$ -	$ -
2958	T680001630	TEMP	Abq 20in LP Lybrook to Indian Springs Make Piggable	FP-NMG Transm Specific-Replace	368.0	$ -	$ -	$ -	$ -	$ -	$ -	$ -
2959	T680001630	TEMP	Abq 20in LP Lybrook to Indian Springs Make Piggable	FP-NMG Transm Specific-Replace	369.0	$ -	$ -	$ -	$ -	$ -	$ -	$ -
2960	T680001631	TEMP	ABQ LP 18 in Indian Springs to Star Lake	FP-NMG Transm Specific-Replace	367.1	$ -	$ -	$ -	$ -	$ -	$ -	$ -
2961	T680001631	TEMP	ABQ LP 18 in Indian Springs to Star Lake	FP-NMG Transm Specific-Replace	368.0	$ -	$ -	$ -	$ -	$ -	$ -	$ -
2962	T680001631	TEMP	ABQ LP 18 in Indian Springs to Star Lake	FP-NMG Transm Specific-Replace	369.0	$ -	$ -	$ -	$ -	$ -	$ -	$ -
2963	T680001632	TEMP	Abq 20in LP DOE to Lybrook to Star Lake Make Piggable	FP-NMG Transm Specific-Replace	367.1	$ -	$ -	$ -	$ -	$ -	$ -	$ -
2964	T680001632	TEMP	Abq 20in LP DOE to Lybrook to Star Lake Make Piggable	FP-NMG Transm Specific-Replace	368.0	$ -	$ -	$ -	$ -	$ -	$ -	$ -
2965	T680001632	TEMP	Abq 20in LP DOE to Lybrook to Star Lake Make Piggable	FP-NMG Transm Specific-Replace	369.0	$ -	$ -	$ -	$ -	$ -	$ -	$ -
2966	T680001633	TEMP	Abq 20in LP DOE to Lybrook to Star Lake Make Piggable	FP-NMG Transm Specific-Replace	367.1	$ -	$ -	$ -	$ -	$ -	$ -	$ -
2967	T680001633	TEMP	Abq 20in LP DOE to Lybrook to Star Lake Make Piggable	FP-NMG Transm Specific-Replace	368.0	$ -	$ -	$ -	$ -	$ -	$ -	$ -
2968	T680001633	TEMP	Abq 20in LP DOE to Lybrook to Star Lake Make Piggable	FP-NMG Transm Specific-Replace	369.0	$ -	$ -	$ -	$ -	$ -	$ -	$ -
2969	T680001634	PRE-10006	Hydrotest - ABQ LP Browns Ranch to MP19	FP-NMG Transm Specific-Replace	367.1	$ -	$ -	$ -	$ -	$ -	$ -	$ -
2970	T680001634	PRE-10006	Hydrotest - ABQ LP Browns Ranch to MP19	FP-NMG Transm Specific-Replace	368.0	$ -	$ -	$ -	$ -	$ -	$ -	$ -
2971	T680001634	PRE-10006	Hydrotest - ABQ LP Browns Ranch to MP19	FP-NMG Transm Specific-Replace	369.0	$ -	$ -	$ -	$ -	$ -	$ -	$ -

NEW MEXICO GAS COMPANY, INC.

Plant Gross Activity
Base Period - 12 Months Ending March 31, 2023
Future Test Year - 12 Months Ending September 30, 2025

	A	B	C	D	E	M	N	O	P	Q	R	S	T
3	Investment Number	FP Number	Investment Name	FP Type	FERC Account	11/30/2023	12/31/2023	1/31/2024	2/29/2024	3/31/2024	4/30/2024	5/31/2024	6/30/2024
2916	610001609	TEMP	Security Onion Server	FP-NMG Office Furn & Equip	391.2	$ -	$ -	$ -	$ -	$ -	$ -	$ -	$ -
2917	610001609	TEMP	Security Onion Server	FP-NMG Office Furn & Equip	397.0	$ -	$ -	$ -	$ -	$ -	$ -	$ -	$ -
2918	610001609	TEMP	Security Onion Server	FP-NMG Office Furn & Equip	398.0	$ -	$ -	$ -	$ -	$ -	$ -	$ -	$ -
2919	T610001610	PRE-09715	Redondo/Rio Puerco Station Enhancements	FP-NMG Transm Specific-Replace	367.1	$ -	$ -	$ -	$ -	$ -	$ -	$ -	$ -
2920	T610001610	PRE-09715	Redondo/Rio Puerco Station Enhancements	FP-NMG Transm Specific-Replace	368.0	$ -	$ -	$ -	$ -	$ -	$ -	$ -	$ -
2921	T610001610	PRE-09715	Redondo/Rio Puerco Station Enhancements	FP-NMG Transm Specific-Replace	369.0	$ -	$ -	$ -	$ -	$ -	$ -	$ -	$ -
2922	T624001611	PRE-09738	2020 Lea Co Turbine Swing	FP-NMG Transm Specific-Replace	367.1	$ -	$ -	$ -	$ -	$ -	$ -	$ -	$ -
2923	T624001611	PRE-09738	2020 Lea Co Turbine Swing	FP-NMG Transm Specific-Replace	368.0	$ -	$ -	$ -	$ -	$ -	$ -	$ -	$ -
2924	T624001611	PRE-09738	2020 Lea Co Turbine Swing	FP-NMG Transm Specific-Replace	369.0	$ -	$ -	$ -	$ -	$ -	$ -	$ -	$ -
2925	601001612	NCP-15855	jaNaDeTect™ Pilot	FP-NMG Intangible	303.3	$ -	$ -	$ -	$ -	$ -	$ -	$ -	$ -
2926	T680001613	TEMP	ABQ LP ML Cutout 2020	FP-NMG Transm Mains-Replace	367.1	$ -	$ -	$ -	$ -	$ -	$ -	$ -	$ -
2927	T680001614	PRE-09745	2020 ILI Cut out ABQ LP ML	FP-NMG Transm Mains-Replace	367.1	$ -	$ -	$ -	$ -	$ -	$ -	$ -	$ -
2928	601001615	TEMP	System-wide Grade Three Leak Repairs - Transmission	FP-NMG Transm Specific-Replace	367.1	$ -	$ -	$ -	$ -	$ -	$ -	$ -	$ -
2929	601001615	TEMP	System-wide Grade Three Leak Repairs - Transmission	FP-NMG Transm Specific-Replace	368.0	$ -	$ -	$ -	$ -	$ -	$ -	$ -	$ -
2930	601001615	TEMP	System-wide Grade Three Leak Repairs - Transmission	FP-NMG Transm Specific-Replace	369.0	$ -	$ -	$ -	$ -	$ -	$ -	$ -	$ -
2931	610001616	PRE-09747	Bridge Relocation Phase 2	FP-NMG Dist Specific-Replace	376.1	$ -	$ -	$ -	$ -	$ -	$ -	$ -	$ -
2932	610001616	PRE-09747	Bridge Relocation Phase 2	FP-NMG Dist Specific-Replace	376.2	$ -	$ -	$ -	$ -	$ -	$ -	$ -	$ -
2933	610001616	PRE-09747	Bridge Relocation Phase 2	FP-NMG Dist Specific-Replace	376.4	$ -	$ -	$ -	$ -	$ -	$ -	$ -	$ -
2934	610001616	PRE-09747	Bridge Relocation Phase 2	FP-NMG Dist Specific-Replace	380.0	$ -	$ -	$ -	$ -	$ -	$ -	$ -	$ -
2935	T621001617	PRE-09748	Sunland Park VHP Upstream BS Replacement	FP-NMG Transm Mains-Replace	367.1	$ -	$ -	$ -	$ -	$ -	$ -	$ -	$ -
2936	T624001618	TEMP	Hydrotest - Greenwood ML	FP-NMG Transm Mains-New	367.1	$ -	$ -	$ -	$ -	$ -	$ -	$ -	$ -
2937	622001619	TEMP	Sunland Park VHP Upstream BS Replacement - Distribution	FP-NMG Dist Specifics-New	376.1	$ -	$ -	$ -	$ -	$ -	$ -	$ -	$ -
2938	622001619	TEMP	Sunland Park VHP Upstream BS Replacement - Distribution	FP-NMG Dist Specifics-New	376.2	$ -	$ -	$ -	$ -	$ -	$ -	$ -	$ -
2939	622001619	TEMP	Sunland Park VHP Upstream BS Replacement - Distribution	FP-NMG Dist Specifics-New	376.4	$ -	$ -	$ -	$ -	$ -	$ -	$ -	$ -
2940	T626001620	PRE-09765	HydroTest Clovis 6 in Mainline	FP-NMG Transm Mains-Replace	367.1	$ -	$ -	$ -	$ -	$ -	$ -	$ -	$ -
2941	610001621	TEMP	Canyon VHP Compressor Estimate 2020	FP-NMG Dist Stations-New	378.0	$ -	$ -	$ -	$ -	$ -	$ -	$ -	$ -
2942	610001621	TEMP	Canyon VHP Compressor Estimate 2020	FP-NMG Dist Stations-New	385.0	$ -	$ -	$ -	$ -	$ -	$ -	$ -	$ -
2943	T601001622	PRE-09749	System-wide Grade Three Leak Repairs - Xmission	FP-NMG Transm Specific-Replace	367.1	$ -	$ -	$ -	$ -	$ -	$ -	$ -	$ -
2944	T601001622	PRE-09749	System-wide Grade Three Leak Repairs - Xmission	FP-NMG Transm Specific-Replace	368.0	$ -	$ -	$ -	$ -	$ -	$ -	$ -	$ -
2945	T601001622	PRE-09749	System-wide Grade Three Leak Repairs - Xmission	FP-NMG Transm Specific-Replace	369.0	$ -	$ -	$ -	$ -	$ -	$ -	$ -	$ -
2946	601001624	NCP-15854	TECO PowerPlan Upgrade	FP-NMG Intangible	303.3	$ -	$ -	$ -	$ -	$ -	$ -	$ -	$ -
2947	610001625	PRE-09803	NM528 Phase 2 Relocates/Replacements	FP-NMG Dist Specific-Replace	376.1	$ -	$ -	$ -	$ -	$ -	$ -	$ -	$ -
2948	610001625	PRE-09803	NM528 Phase 2 Relocates/Replacements	FP-NMG Dist Specific-Replace	376.2	$ -	$ -	$ -	$ -	$ -	$ -	$ -	$ -
2949	610001625	PRE-09803	NM528 Phase 2 Relocates/Replacements	FP-NMG Dist Specific-Replace	376.4	$ -	$ -	$ -	$ -	$ -	$ -	$ -	$ -
2950	610001625	PRE-09803	NM528 Phase 2 Relocates/Replacements	FP-NMG Dist Specific-Replace	380.0	$ -	$ -	$ -	$ -	$ -	$ -	$ -	$ -
2951	T601001626	NEW-15461	Statewide RTU New 2020	FP-NMG Transm Specifics-New	367.1	$ -	$ -	$ -	$ -	$ -	$ -	$ -	$ -
2952	T601001626	NEW-15461	Statewide RTU New 2020	FP-NMG Transm Specifics-New	368.0	$ -	$ -	$ -	$ -	$ -	$ -	$ -	$ -
2953	T601001626	NEW-15461	Statewide RTU New 2020	FP-NMG Transm Specifics-New	369.0	$ -	$ -	$ -	$ -	$ -	$ -	$ -	$ -
2954	660001627	NEW-15458	Santa Fe Service Center Shop Modifications	FP-NMG Land_Structures&Improven	390.0	$ -	$ -	$ -	$ -	$ -	$ -	$ -	$ -
2955	T624001628	NEW-15460	SE Transmission Odorant Tank Canopies	FP-NMG Transm Stations-New	369.0	$ -	$ -	$ -	$ -	$ -	$ -	$ -	$ -
2956	601001629	NCP-15950	MicroFocus COBOL Upgrade	FP-NMG Intangible	303.3	$ -	$ -	$ -	$ -	$ -	$ -	$ -	$ -
2957	T680001630	TEMP	Abq 20in LP Lybrook to Indian Springs Make Piggable	FP-NMG Transm Specific-Replace	367.1	$ -	$ -	$ -	$ -	$ -	$ -	$ -	$ -
2958	T680001630	TEMP	Abq 20in LP Lybrook to Indian Springs Make Piggable	FP-NMG Transm Specific-Replace	368.0	$ -	$ -	$ -	$ -	$ -	$ -	$ -	$ -
2959	T680001630	TEMP	Abq 20in LP Lybrook to Indian Springs Make Piggable	FP-NMG Transm Specific-Replace	369.0	$ -	$ -	$ -	$ -	$ -	$ -	$ -	$ -
2960	T680001631	TEMP	ABQ LP 18 in Indian Springs to Star Lake	FP-NMG Transm Specific-Replace	367.1	$ -	$ -	$ -	$ -	$ -	$ -	$ -	$ -
2961	T680001631	TEMP	ABQ LP 18 in Indian Springs to Star Lake	FP-NMG Transm Specific-Replace	368.0	$ -	$ -	$ -	$ -	$ -	$ -	$ -	$ -
2962	T680001631	TEMP	ABQ LP 18 in Indian Springs to Star Lake	FP-NMG Transm Specific-Replace	369.0	$ -	$ -	$ -	$ -	$ -	$ -	$ -	$ -
2963	T680001632	TEMP	Abq 20in LP DOE to Lybrook to Star Lake Make Piggable	FP-NMG Transm Specific-Replace	367.1	$ -	$ -	$ -	$ -	$ -	$ -	$ -	$ -
2964	T680001632	TEMP	Abq 20in LP DOE to Lybrook to Star Lake Make Piggable	FP-NMG Transm Specific-Replace	368.0	$ -	$ -	$ -	$ -	$ -	$ -	$ -	$ -
2965	T680001632	TEMP	Abq 20in LP DOE to Lybrook to Star Lake Make Piggable	FP-NMG Transm Specific-Replace	369.0	$ -	$ -	$ -	$ -	$ -	$ -	$ -	$ -
2966	T680001633	TEMP	Abq 20in LP DOE to Lybrook to Star Lake Make Piggable	FP-NMG Transm Specific-Replace	367.1	$ -	$ -	$ -	$ -	$ -	$ -	$ -	$ -
2967	T680001633	TEMP	Abq 20in LP DOE to Lybrook to Star Lake Make Piggable	FP-NMG Transm Specific-Replace	368.0	$ -	$ -	$ -	$ -	$ -	$ -	$ -	$ -
2968	T680001633	TEMP	Abq 20in LP DOE to Lybrook to Star Lake Make Piggable	FP-NMG Transm Specific-Replace	369.0	$ -	$ -	$ -	$ -	$ -	$ -	$ -	$ -
2969	T680001634	PRE-10006	Hydrotest - ABQ LP Browns Ranch to MP19	FP-NMG Transm Specific-Replace	367.1	$ 1,174,806	$ -	$ -	$ -	$ -	$ -	$ -	$ -
2970	T680001634	PRE-10006	Hydrotest - ABQ LP Browns Ranch to MP19	FP-NMG Transm Specific-Replace	368.0	$ 167,829	$ -	$ -	$ -	$ -	$ -	$ -	$ -
2971	T680001634	PRE-10006	Hydrotest - ABQ LP Browns Ranch to MP19	FP-NMG Transm Specific-Replace	369.0	$ 335,659	$ -	$ -	$ -	$ -	$ -	$ -	$ -

NEW MEXICO GAS COMPANY, INC.

Plant Gross Activity
Base Period - 12 Months Ending March 31, 2023
Future Test Year - 12 Months Ending September 30, 2025

	A	B	C	D	E	U	V	W	X	Y	Z	AA
3	Investment Number	FP Number	Investment Name	FP Type	FERC Account	7/31/2024	8/31/2024	9/30/2024	10/31/2024	11/30/2024	12/31/2024	1/31/2025
2916	610001609	TEMP	Security Onion Server	FP-NMG Office Furn & Equip	391.2	$ -	$ -	$ -	$ -	$ -	$ -	$ -
2917	610001609	TEMP	Security Onion Server	FP-NMG Office Furn & Equip	397.0	$ -	$ -	$ -	$ -	$ -	$ -	$ -
2918	610001609	TEMP	Security Onion Server	FP-NMG Office Furn & Equip	398.0	$ -	$ -	$ -	$ -	$ -	$ -	$ -
2919	T610001610	PRE-09715	Redondo/Rio Puerco Station Enhancements	FP-NMG Transm Specific-Replace	367.1	$ -	$ -	$ -	$ -	$ -	$ -	$ -
2920	T610001610	PRE-09715	Redondo/Rio Puerco Station Enhancements	FP-NMG Transm Specific-Replace	368.0	$ -	$ -	$ -	$ -	$ -	$ -	$ -
2921	T610001610	PRE-09715	Redondo/Rio Puerco Station Enhancements	FP-NMG Transm Specific-Replace	369.0	$ -	$ -	$ -	$ -	$ -	$ -	$ -
2922	T624001611	PRE-09738	2020 Lea Co Turbine Swing	FP-NMG Transm Specific-Replace	367.1	$ -	$ -	$ -	$ -	$ -	$ -	$ -
2923	T624001611	PRE-09738	2020 Lea Co Turbine Swing	FP-NMG Transm Specific-Replace	368.0	$ -	$ -	$ -	$ -	$ -	$ -	$ -
2924	T624001611	PRE-09738	2020 Lea Co Turbine Swing	FP-NMG Transm Specific-Replace	369.0	$ -	$ -	$ -	$ -	$ -	$ -	$ -
2925	601001612	NCP-15855	jaNaDeTect™ Pilot	FP-NMG Intangible	303.3	$ -	$ -	$ -	$ -	$ -	$ -	$ -
2926	T680001613	TEMP	ABQ LP ML Cutout 2020	FP-NMG Transm Mains-Replace	367.1	$ -	$ -	$ -	$ -	$ -	$ -	$ -
2927	T680001614	PRE-09745	2020 ILI Cut out ABQ LP ML	FP-NMG Transm Mains-Replace	367.1	$ -	$ -	$ -	$ -	$ -	$ -	$ -
2928	601001615	TEMP	System-wide Grade Three Leak Repairs - Transmission	FP-NMG Transm Specific-Replace	367.1	$ -	$ -	$ -	$ -	$ -	$ -	$ -
2929	601001615	TEMP	System-wide Grade Three Leak Repairs - Transmission	FP-NMG Transm Specific-Replace	368.0	$ -	$ -	$ -	$ -	$ -	$ -	$ -
2930	601001615	TEMP	System-wide Grade Three Leak Repairs - Transmission	FP-NMG Transm Specific-Replace	369.0	$ -	$ -	$ -	$ -	$ -	$ -	$ -
2931	610001616	PRE-09747	Bridge Relocation Phase 2	FP-NMG Dist Specific-Replace	376.1	$ -	$ -	$ -	$ -	$ -	$ -	$ -
2932	610001616	PRE-09747	Bridge Relocation Phase 2	FP-NMG Dist Specific-Replace	376.2	$ -	$ -	$ -	$ -	$ -	$ -	$ -
2933	610001616	PRE-09747	Bridge Relocation Phase 2	FP-NMG Dist Specific-Replace	376.4	$ -	$ -	$ -	$ -	$ -	$ -	$ -
2934	610001616	PRE-09747	Bridge Relocation Phase 2	FP-NMG Dist Specific-Replace	380.0	$ -	$ -	$ -	$ -	$ -	$ -	$ -
2935	T621001617	PRE-09748	Sunland Park VHP Upstream BS Replacement	FP-NMG Transm Mains-Replace	367.1	$ -	$ -	$ -	$ -	$ -	$ -	$ -
2936	T624001618	TEMP	Hydrotest - Greenwood ML	FP-NMG Transm Mains-New	367.1	$ -	$ -	$ -	$ -	$ -	$ -	$ -
2937	622001619	TEMP	Sunland Park VHP Upstream BS Replacement - Distribution	FP-NMG Dist Specifics-New	376.1	$ -	$ -	$ -	$ -	$ -	$ -	$ -
2938	622001619	TEMP	Sunland Park VHP Upstream BS Replacement - Distribution	FP-NMG Dist Specifics-New	376.2	$ -	$ -	$ -	$ -	$ -	$ -	$ -
2939	622001619	TEMP	Sunland Park VHP Upstream BS Replacement - Distribution	FP-NMG Dist Specifics-New	376.4	$ -	$ -	$ -	$ -	$ -	$ -	$ -
2940	T626001620	PRE-09765	HydroTest Clovis 6 in Mainline	FP-NMG Transm Mains-Replace	367.1	$ -	$ -	$ -	$ -	$ -	$ -	$ -
2941	610001621	TEMP	Canyon VHP Compressor Estimate 2020	FP-NMG Dist Stations-New	378.0	$ -	$ -	$ -	$ -	$ -	$ -	$ -
2942	610001621	TEMP	Canyon VHP Compressor Estimate 2020	FP-NMG Dist Stations-New	385.0	$ -	$ -	$ -	$ -	$ -	$ -	$ -
2943	T601001622	PRE-09749	System-wide Grade Three Leak Repairs - Xmission	FP-NMG Transm Specific-Replace	367.1	$ -	$ -	$ -	$ -	$ -	$ -	$ -
2944	T601001622	PRE-09749	System-wide Grade Three Leak Repairs - Xmission	FP-NMG Transm Specific-Replace	368.0	$ -	$ -	$ -	$ -	$ -	$ -	$ -
2945	T601001622	PRE-09749	System-wide Grade Three Leak Repairs - Xmission	FP-NMG Transm Specific-Replace	369.0	$ -	$ -	$ -	$ -	$ -	$ -	$ -
2946	601001624	NCP-15854	TECO PowerPlan Upgrade	FP-NMG Intangible	303.3	$ -	$ -	$ -	$ -	$ -	$ -	$ -
2947	610001625	PRE-09803	NM528 Phase 2 Relocates/Replacements	FP-NMG Dist Specific-Replace	376.1	$ -	$ -	$ -	$ -	$ -	$ -	$ -
2948	610001625	PRE-09803	NM528 Phase 2 Relocates/Replacements	FP-NMG Dist Specific-Replace	376.2	$ -	$ -	$ -	$ -	$ -	$ -	$ -
2949	610001625	PRE-09803	NM528 Phase 2 Relocates/Replacements	FP-NMG Dist Specific-Replace	376.4	$ -	$ -	$ -	$ -	$ -	$ -	$ -
2950	610001625	PRE-09803	NM528 Phase 2 Relocates/Replacements	FP-NMG Dist Specific-Replace	380.0	$ -	$ -	$ -	$ -	$ -	$ -	$ -
2951	T601001626	NEW-15461	Statewide RTU New 2020	FP-NMG Transm Specifics-New	367.1	$ -	$ -	$ -	$ -	$ -	$ -	$ -
2952	T601001626	NEW-15461	Statewide RTU New 2020	FP-NMG Transm Specifics-New	368.0	$ -	$ -	$ -	$ -	$ -	$ -	$ -
2953	T601001626	NEW-15461	Statewide RTU New 2020	FP-NMG Transm Specifics-New	369.0	$ -	$ -	$ -	$ -	$ -	$ -	$ -
2954	660001627	NEW-15458	Santa Fe Service Center Shop Modifications	FP-NMG Land_Structures&Improven	390.0	$ -	$ -	$ -	$ -	$ -	$ -	$ -
2955	T624001628	NEW-15460	SE Transmission Odorant Tank Canopies	FP-NMG Transm Stations-New	369.0	$ -	$ -	$ -	$ -	$ -	$ -	$ -
2956	601001629	NCP-15950	MicroFocus COBOL Upgrade	FP-NMG Intangible	303.3	$ -	$ -	$ -	$ -	$ -	$ -	$ -
2957	T680001630	TEMP	Abq 20in LP Lybrook to Indian Springs Make Piggable	FP-NMG Transm Specific-Replace	367.1	$ -	$ -	$ -	$ -	$ -	$ -	$ -
2958	T680001630	TEMP	Abq 20in LP Lybrook to Indian Springs Make Piggable	FP-NMG Transm Specific-Replace	368.0	$ -	$ -	$ -	$ -	$ -	$ -	$ -
2959	T680001630	TEMP	Abq 20in LP Lybrook to Indian Springs Make Piggable	FP-NMG Transm Specific-Replace	369.0	$ -	$ -	$ -	$ -	$ -	$ -	$ -
2960	T680001631	TEMP	ABQ LP 18 in Indian Springs to Star Lake	FP-NMG Transm Specific-Replace	367.1	$ -	$ -	$ -	$ -	$ -	$ -	$ -
2961	T680001631	TEMP	ABQ LP 18 in Indian Springs to Star Lake	FP-NMG Transm Specific-Replace	368.0	$ -	$ -	$ -	$ -	$ -	$ -	$ -
2962	T680001631	TEMP	ABQ LP 18 in Indian Springs to Star Lake	FP-NMG Transm Specific-Replace	369.0	$ -	$ -	$ -	$ -	$ -	$ -	$ -
2963	T680001632	TEMP	Abq 20in LP DOE to Lybrook to Star Lake Make Piggable	FP-NMG Transm Specific-Replace	367.1	$ -	$ -	$ -	$ -	$ -	$ -	$ -
2964	T680001632	TEMP	Abq 20in LP DOE to Lybrook to Star Lake Make Piggable	FP-NMG Transm Specific-Replace	368.0	$ -	$ -	$ -	$ -	$ -	$ -	$ -
2965	T680001632	TEMP	Abq 20in LP DOE to Lybrook to Star Lake Make Piggable	FP-NMG Transm Specific-Replace	369.0	$ -	$ -	$ -	$ -	$ -	$ -	$ -
2966	T680001633	TEMP	Abq 20in LP DOE to Lybrook to Star Lake Make Piggable	FP-NMG Transm Specific-Replace	367.1	$ -	$ -	$ -	$ -	$ -	$ -	$ -
2967	T680001633	TEMP	Abq 20in LP DOE to Lybrook to Star Lake Make Piggable	FP-NMG Transm Specific-Replace	368.0	$ -	$ -	$ -	$ -	$ -	$ -	$ -
2968	T680001633	TEMP	Abq 20in LP DOE to Lybrook to Star Lake Make Piggable	FP-NMG Transm Specific-Replace	369.0	$ -	$ -	$ -	$ -	$ -	$ -	$ -
2969	T680001634	PRE-10006	Hydrotest - ABQ LP Browns Ranch to MP19	FP-NMG Transm Specific-Replace	367.1	$ -	$ -	$ -	$ -	$ -	$ -	$ -
2970	T680001634	PRE-10006	Hydrotest - ABQ LP Browns Ranch to MP19	FP-NMG Transm Specific-Replace	368.0	$ -	$ -	$ -	$ -	$ -	$ -	$ -
2971	T680001634	PRE-10006	Hydrotest - ABQ LP Browns Ranch to MP19	FP-NMG Transm Specific-Replace	369.0	$ -	$ -	$ -	$ -	$ -	$ -	$ -

NEW MEXICO GAS COMPANY, INC.

Plant Gross Activity
Base Period - 12 Months Ending March 31, 2023
Future Test Year - 12 Months Ending September 30, 2025

	A	B	C	D	E	AB	AC	AD	AE	AF	AG	AH	AI
3	Investment Number	FP Number	Investment Name	FP Type	FERC Account	2/28/2025	3/31/2025	4/30/2025	5/31/2025	6/30/2025	7/31/2025	8/31/2025	9/30/2025
2916	610001609	TEMP	Security Onion Server	FP-NMG Office Furn & Equip	391.2	$ -	$ -	$ -	$ -	$ -	$ -	$ -	$ -
2917	610001609	TEMP	Security Onion Server	FP-NMG Office Furn & Equip	397.0	$ -	$ -	$ -	$ -	$ -	$ -	$ -	$ -
2918	610001609	TEMP	Security Onion Server	FP-NMG Office Furn & Equip	398.0	$ -	$ -	$ -	$ -	$ -	$ -	$ -	$ -
2919	T610001610	PRE-09715	Redondo/Rio Puerco Station Enhancements	FP-NMG Transm Specific-Replace	367.1	$ -	$ -	$ -	$ -	$ -	$ -	$ -	$ -
2920	T610001610	PRE-09715	Redondo/Rio Puerco Station Enhancements	FP-NMG Transm Specific-Replace	368.0	$ -	$ -	$ -	$ -	$ -	$ -	$ -	$ -
2921	T610001610	PRE-09715	Redondo/Rio Puerco Station Enhancements	FP-NMG Transm Specific-Replace	369.0	$ -	$ -	$ -	$ -	$ -	$ -	$ -	$ -
2922	T624001611	PRE-09738	2020 Lea Co Turbine Swing	FP-NMG Transm Specific-Replace	367.1	$ -	$ -	$ -	$ -	$ -	$ -	$ -	$ -
2923	T624001611	PRE-09738	2020 Lea Co Turbine Swing	FP-NMG Transm Specific-Replace	368.0	$ -	$ -	$ -	$ -	$ -	$ -	$ -	$ -
2924	T624001611	PRE-09738	2020 Lea Co Turbine Swing	FP-NMG Transm Specific-Replace	369.0	$ -	$ -	$ -	$ -	$ -	$ -	$ -	$ -
2925	601001612	NCP-15855	jaNaDeTect™ Pilot	FP-NMG Intangible	303.3	$ -	$ -	$ -	$ -	$ -	$ -	$ -	$ -
2926	T680001613	TEMP	ABQ LP ML Cutout 2020	FP-NMG Transm Mains-Replace	367.1	$ -	$ -	$ -	$ -	$ -	$ -	$ -	$ -
2927	T680001614	PRE-09745	2020 ILI Cut out ABQ LP ML	FP-NMG Transm Mains-Replace	367.1	$ -	$ -	$ -	$ -	$ -	$ -	$ -	$ -
2928	601001615	TEMP	System-wide Grade Three Leak Repairs - Transmission	FP-NMG Transm Specific-Replace	367.1	$ -	$ -	$ -	$ -	$ -	$ -	$ -	$ -
2929	601001615	TEMP	System-wide Grade Three Leak Repairs - Transmission	FP-NMG Transm Specific-Replace	368.0	$ -	$ -	$ -	$ -	$ -	$ -	$ -	$ -
2930	601001615	TEMP	System-wide Grade Three Leak Repairs - Transmission	FP-NMG Transm Specific-Replace	369.0	$ -	$ -	$ -	$ -	$ -	$ -	$ -	$ -
2931	610001616	PRE-09747	Bridge Relocation Phase 2	FP-NMG Dist Specific-Replace	376.1	$ -	$ -	$ -	$ -	$ -	$ -	$ -	$ -
2932	610001616	PRE-09747	Bridge Relocation Phase 2	FP-NMG Dist Specific-Replace	376.2	$ -	$ -	$ -	$ -	$ -	$ -	$ -	$ -
2933	610001616	PRE-09747	Bridge Relocation Phase 2	FP-NMG Dist Specific-Replace	376.4	$ -	$ -	$ -	$ -	$ -	$ -	$ -	$ -
2934	610001616	PRE-09747	Bridge Relocation Phase 2	FP-NMG Dist Specific-Replace	380.0	$ -	$ -	$ -	$ -	$ -	$ -	$ -	$ -
2935	T621001617	PRE-09748	Sunland Park VHP Upstream BS Replacement	FP-NMG Transm Mains-Replace	367.1	$ -	$ -	$ -	$ -	$ -	$ -	$ -	$ -
2936	T624001618	TEMP	Hydrotest - Greenwood ML	FP-NMG Transm Mains-New	367.1	$ -	$ -	$ -	$ -	$ -	$ -	$ -	$ -
2937	622001619	TEMP	Sunland Park VHP Upstream BS Replacement - Distribution	FP-NMG Dist Specifics-New	376.1	$ -	$ -	$ -	$ -	$ -	$ -	$ -	$ -
2938	622001619	TEMP	Sunland Park VHP Upstream BS Replacement - Distribution	FP-NMG Dist Specifics-New	376.2	$ -	$ -	$ -	$ -	$ -	$ -	$ -	$ -
2939	622001619	TEMP	Sunland Park VHP Upstream BS Replacement - Distribution	FP-NMG Dist Specifics-New	376.4	$ -	$ -	$ -	$ -	$ -	$ -	$ -	$ -
2940	T626001620	PRE-09765	HydroTest Clovis 6 in Mainline	FP-NMG Transm Mains-Replace	367.1	$ -	$ -	$ -	$ -	$ -	$ -	$ -	$ -
2941	610001621	TEMP	Canyon VHP Compressor Estimate 2020	FP-NMG Dist Stations-New	378.0	$ -	$ -	$ -	$ -	$ -	$ -	$ -	$ -
2942	610001621	TEMP	Canyon VHP Compressor Estimate 2020	FP-NMG Dist Stations-New	385.0	$ -	$ -	$ -	$ -	$ -	$ -	$ -	$ -
2943	T601001622	PRE-09749	System-wide Grade Three Leak Repairs - Xmission	FP-NMG Transm Specific-Replace	367.1	$ -	$ -	$ -	$ -	$ -	$ -	$ -	$ -
2944	T601001622	PRE-09749	System-wide Grade Three Leak Repairs - Xmission	FP-NMG Transm Specific-Replace	368.0	$ -	$ -	$ -	$ -	$ -	$ -	$ -	$ -
2945	T601001622	PRE-09749	System-wide Grade Three Leak Repairs - Xmission	FP-NMG Transm Specific-Replace	369.0	$ -	$ -	$ -	$ -	$ -	$ -	$ -	$ -
2946	601001624	NCP-15854	TECO PowerPlan Upgrade	FP-NMG Intangible	303.3	$ -	$ -	$ -	$ -	$ -	$ -	$ -	$ -
2947	610001625	PRE-09803	NM528 Phase 2 Relocates/Replacements	FP-NMG Dist Specific-Replace	376.1	$ -	$ -	$ -	$ -	$ -	$ -	$ -	$ -
2948	610001625	PRE-09803	NM528 Phase 2 Relocates/Replacements	FP-NMG Dist Specific-Replace	376.2	$ -	$ -	$ -	$ -	$ -	$ -	$ -	$ -
2949	610001625	PRE-09803	NM528 Phase 2 Relocates/Replacements	FP-NMG Dist Specific-Replace	376.4	$ -	$ -	$ -	$ -	$ -	$ -	$ -	$ -
2950	610001625	PRE-09803	NM528 Phase 2 Relocates/Replacements	FP-NMG Dist Specific-Replace	380.0	$ -	$ -	$ -	$ -	$ -	$ -	$ -	$ -
2951	T601001626	NEW-15461	Statewide RTU New 2020	FP-NMG Transm Specifics-New	367.1	$ -	$ -	$ -	$ -	$ -	$ -	$ -	$ -
2952	T601001626	NEW-15461	Statewide RTU New 2020	FP-NMG Transm Specifics-New	368.0	$ -	$ -	$ -	$ -	$ -	$ -	$ -	$ -
2953	T601001626	NEW-15461	Statewide RTU New 2020	FP-NMG Transm Specifics-New	369.0	$ -	$ -	$ -	$ -	$ -	$ -	$ -	$ -
2954	660001627	NEW-15458	Santa Fe Service Center Shop Modifications	FP-NMG Land_Structures&Improven	390.0	$ -	$ -	$ -	$ -	$ -	$ -	$ -	$ -
2955	T624001628	NEW-15460	SE Transmission Odorant Tank Canopies	FP-NMG Transm Stations-New	369.0	$ -	$ -	$ -	$ -	$ -	$ -	$ -	$ -
2956	601001629	NCP-15950	MicroFocus COBOL Upgrade	FP-NMG Intangible	303.3	$ -	$ -	$ -	$ -	$ -	$ -	$ -	$ -
2957	T680001630	TEMP	Abq 20in LP Lybrook to Indian Springs Make Piggable	FP-NMG Transm Specific-Replace	367.1	$ -	$ -	$ -	$ -	$ -	$ -	$ -	$ -
2958	T680001630	TEMP	Abq 20in LP Lybrook to Indian Springs Make Piggable	FP-NMG Transm Specific-Replace	368.0	$ -	$ -	$ -	$ -	$ -	$ -	$ -	$ -
2959	T680001630	TEMP	Abq 20in LP Lybrook to Indian Springs Make Piggable	FP-NMG Transm Specific-Replace	369.0	$ -	$ -	$ -	$ -	$ -	$ -	$ -	$ -
2960	T680001631	TEMP	ABQ LP 18 in Indian Springs to Star Lake	FP-NMG Transm Specific-Replace	367.1	$ -	$ -	$ -	$ -	$ -	$ -	$ -	$ -
2961	T680001631	TEMP	ABQ LP 18 in Indian Springs to Star Lake	FP-NMG Transm Specific-Replace	368.0	$ -	$ -	$ -	$ -	$ -	$ -	$ -	$ -
2962	T680001631	TEMP	ABQ LP 18 in Indian Springs to Star Lake	FP-NMG Transm Specific-Replace	369.0	$ -	$ -	$ -	$ -	$ -	$ -	$ -	$ -
2963	T680001632	TEMP	Abq 20in LP DOE to Lybrook to Star Lake Make Piggable	FP-NMG Transm Specific-Replace	367.1	$ -	$ -	$ -	$ -	$ -	$ -	$ -	$ -
2964	T680001632	TEMP	Abq 20in LP DOE to Lybrook to Star Lake Make Piggable	FP-NMG Transm Specific-Replace	368.0	$ -	$ -	$ -	$ -	$ -	$ -	$ -	$ -
2965	T680001632	TEMP	Abq 20in LP DOE to Lybrook to Star Lake Make Piggable	FP-NMG Transm Specific-Replace	369.0	$ -	$ -	$ -	$ -	$ -	$ -	$ -	$ -
2966	T680001633	TEMP	Abq 20in LP DOE to Lybrook to Star Lake Make Piggable	FP-NMG Transm Specific-Replace	367.1	$ -	$ -	$ -	$ -	$ -	$ -	$ -	$ -
2967	T680001633	TEMP	Abq 20in LP DOE to Lybrook to Star Lake Make Piggable	FP-NMG Transm Specific-Replace	368.0	$ -	$ -	$ -	$ -	$ -	$ -	$ -	$ -
2968	T680001633	TEMP	Abq 20in LP DOE to Lybrook to Star Lake Make Piggable	FP-NMG Transm Specific-Replace	369.0	$ -	$ -	$ -	$ -	$ -	$ -	$ -	$ -
2969	T680001634	PRE-10006	Hydrotest - ABQ LP Browns Ranch to MP19	FP-NMG Transm Specific-Replace	367.1	$ -	$ -	$ -	$ -	$ -	$ -	$ -	$ -
2970	T680001634	PRE-10006	Hydrotest - ABQ LP Browns Ranch to MP19	FP-NMG Transm Specific-Replace	368.0	$ -	$ -	$ -	$ -	$ -	$ -	$ -	$ -
2971	T680001634	PRE-10006	Hydrotest - ABQ LP Browns Ranch to MP19	FP-NMG Transm Specific-Replace	369.0	$ -	$ -	$ -	$ -	$ -	$ -	$ -	$ -

NEW MEXICO GAS COMPANY, INC.

Plant Gross Activity
Base Period - 12 Months Ending March 31, 2023
Future Test Year - 12 Months Ending September 30, 2025

	A	B	C	D	E	F	G	H	I	J	K	L
3	Investment Number	FP Number	Investment Name	FP Type	FERC Account	4/30/2023	5/31/2023	6/30/2023	7/31/2023	8/31/2023	9/30/2023	10/31/2023
2972	611001635	PRE-09811	Campana & Ross Relocation	FP-NMG Dist Specific-Replace	376.1	$ -	$ -	$ -	$ -	$ -	$ -	$ -
2973	611001635	PRE-09811	Campana & Ross Relocation	FP-NMG Dist Specific-Replace	376.2	$ -	$ -	$ -	$ -	$ -	$ -	$ -
2974	611001635	PRE-09811	Campana & Ross Relocation	FP-NMG Dist Specific-Replace	376.4	$ -	$ -	$ -	$ -	$ -	$ -	$ -
2975	611001635	PRE-09811	Campana & Ross Relocation	FP-NMG Dist Specific-Replace	380.0	$ -	$ -	$ -	$ -	$ -	$ -	$ -
2976	T660001637	TEMP	Make Piggable Update -Los Alamos ML - Caja to Ottowi	FP-NMG Transm Specific-Replace	367.1	$ -	$ -	$ -	$ -	$ -	$ -	$ -
2977	T660001637	TEMP	Make Piggable Update -Los Alamos ML - Caja to Ottowi	FP-NMG Transm Specific-Replace	368.0	$ -	$ -	$ -	$ -	$ -	$ -	$ -
2978	T660001637	TEMP	Make Piggable Update -Los Alamos ML - Caja to Ottowi	FP-NMG Transm Specific-Replace	369.0	$ -	$ -	$ -	$ -	$ -	$ -	$ -
2979	T680001638	TEMP	ILI Cutouts - ABQ 20in ML Star Lake to RP	FP-NMG Transm Specific-Replace	367.1	$ -	$ -	$ -	$ -	$ -	$ -	$ -
2980	T680001638	TEMP	ILI Cutouts - ABQ 20in ML Star Lake to RP	FP-NMG Transm Specific-Replace	368.0	$ -	$ -	$ -	$ -	$ -	$ -	$ -
2981	T680001638	TEMP	ILI Cutouts - ABQ 20in ML Star Lake to RP	FP-NMG Transm Specific-Replace	369.0	$ -	$ -	$ -	$ -	$ -	$ -	$ -
2982	T610001639	TEMP	ILI Cutouts Santa Fe 12in ML	FP-NMG Transm Specific-Replace	367.1	$ -	$ -	$ -	$ -	$ -	$ -	$ -
2983	T610001639	TEMP	ILI Cutouts Santa Fe 12in ML	FP-NMG Transm Specific-Replace	368.0	$ -	$ -	$ -	$ -	$ -	$ -	$ -
2984	T610001639	TEMP	ILI Cutouts Santa Fe 12in ML	FP-NMG Transm Specific-Replace	369.0	$ -	$ -	$ -	$ -	$ -	$ -	$ -
2985	T624001640	TEMP	ILI Cutouts Monument ML	FP-NMG Transm Specific-Replace	367.1	$ -	$ -	$ -	$ -	$ -	$ -	$ -
2986	T624001640	TEMP	ILI Cutouts Monument ML	FP-NMG Transm Specific-Replace	368.0	$ -	$ -	$ -	$ -	$ -	$ -	$ -
2987	T624001640	TEMP	ILI Cutouts Monument ML	FP-NMG Transm Specific-Replace	369.0	$ -	$ -	$ -	$ -	$ -	$ -	$ -
2988	T624001641	TEMP	Make Pig - Hobbs Bypass ML	FP-NMG Transm Specific-Replace	367.1	$ -	$ -	$ -	$ -	$ -	$ -	$ -
2989	T624001641	TEMP	Make Pig - Hobbs Bypass ML	FP-NMG Transm Specific-Replace	368.0	$ -	$ -	$ -	$ -	$ -	$ -	$ -
2990	T624001641	TEMP	Make Pig - Hobbs Bypass ML	FP-NMG Transm Specific-Replace	369.0	$ -	$ -	$ -	$ -	$ -	$ -	$ -
2991	T610001642	TEMP	Orion LNG Project 2021	FP-NMG Transm Specifics-New	367.1	$ -	$ -	$ -	$ -	$ -	$ -	$ -
2992	T610001642	TEMP	Orion LNG Project 2021	FP-NMG Transm Specifics-New	368.0	$ -	$ -	$ -	$ -	$ -	$ -	$ -
2993	T610001642	TEMP	Orion LNG Project 2021	FP-NMG Transm Specifics-New	369.0	$ -	$ -	$ -	$ -	$ -	$ -	$ -
2994	T660001643	TEMP	Hydrotest - Questa 6in ML	FP-NMG Transm Specific-Replace	367.1	$ -	$ -	$ -	$ -	$ -	$ -	$ -
2995	T660001643	TEMP	Hydrotest - Questa 6in ML	FP-NMG Transm Specific-Replace	368.0	$ -	$ -	$ -	$ -	$ -	$ -	$ -
2996	T660001643	TEMP	Hydrotest - Questa 6in ML	FP-NMG Transm Specific-Replace	369.0	$ -	$ -	$ -	$ -	$ -	$ -	$ -
2997	T624001644	TEMP	HydroTest - Pan American ML	FP-NMG Transm Specific-Replace	367.1	$ -	$ -	$ -	$ -	$ -	$ -	$ -
2998	T624001644	TEMP	HydroTest - Pan American ML	FP-NMG Transm Specific-Replace	368.0	$ -	$ -	$ -	$ -	$ -	$ -	$ -
2999	T624001644	TEMP	HydroTest - Pan American ML	FP-NMG Transm Specific-Replace	369.0	$ -	$ -	$ -	$ -	$ -	$ -	$ -
3000	T660001645	PRE-09950	Materials Verification Cutouts - 8in Questa ML Taos BS to Blueberry Hill Receiver	FP-NMG Transm Specific-Replace	367.1	$ -	$ -	$ -	$ -	$ -	$ -	$ -
3001	T660001645	PRE-09950	Materials Verification Cutouts - 8in Questa ML Taos BS to Blueberry Hill Receiver	FP-NMG Transm Specific-Replace	368.0	$ -	$ -	$ -	$ -	$ -	$ -	$ -
3002	T660001645	PRE-09950	Materials Verification Cutouts - 8in Questa ML Taos BS to Blueberry Hill Receiver	FP-NMG Transm Specific-Replace	369.0	$ -	$ -	$ -	$ -	$ -	$ -	$ -
3003	T680001646	TEMP	Material Verification Cutouts - ABQ LP ML DOE to Lybrook	FP-NMG Transm Specific-Replace	367.1	$ -	$ -	$ -	$ -	$ -	$ -	$ -
3004	T680001646	TEMP	Material Verification Cutouts - ABQ LP ML DOE to Lybrook	FP-NMG Transm Specific-Replace	368.0	$ -	$ -	$ -	$ -	$ -	$ -	$ -
3005	T680001646	TEMP	Material Verification Cutouts - ABQ LP ML DOE to Lybrook	FP-NMG Transm Specific-Replace	369.0	$ -	$ -	$ -	$ -	$ -	$ -	$ -
3006	T680001647	TEMP	Material Verification Cutouts - ABQ LP Indian Springs to Star Lake	FP-NMG Transm Specific-Replace	367.1	$ -	$ -	$ -	$ -	$ -	$ -	$ -
3007	T680001647	TEMP	Material Verification Cutouts - ABQ LP Indian Springs to Star Lake	FP-NMG Transm Specific-Replace	368.0	$ -	$ -	$ -	$ -	$ -	$ -	$ -
3008	T680001647	TEMP	Material Verification Cutouts - ABQ LP Indian Springs to Star Lake	FP-NMG Transm Specific-Replace	369.0	$ -	$ -	$ -	$ -	$ -	$ -	$ -
3009	T680001648	TEMP	Material Verification Cutouts - ABQ LP Lybrook to Indian Springs	FP-NMG Transm Specific-Replace	367.1	$ -	$ -	$ -	$ -	$ -	$ -	$ -
3010	T680001648	TEMP	Material Verification Cutouts - ABQ LP Lybrook to Indian Springs	FP-NMG Transm Specific-Replace	368.0	$ -	$ -	$ -	$ -	$ -	$ -	$ -
3011	T680001648	TEMP	Material Verification Cutouts - ABQ LP Lybrook to Indian Springs	FP-NMG Transm Specific-Replace	369.0	$ -	$ -	$ -	$ -	$ -	$ -	$ -
3012	T610001649	NEW-15550	Rio Puerco LNG Project 2021-2024	FP-NMG Transm Specifics-LNG	371.0	$ -	$ -	$ -	$ -	$ -	$ -	$ -
3013	T621001650	PRE-09844	Akela differential transmitter replacement	FP-NMG Transm Stations-Replace	368.0	$ -	$ -	$ -	$ -	$ -	$ -	$ -
3014	T621001650	PRE-09844	Akela differential transmitter replacement	FP-NMG Transm Stations-Replace	369.0	$ -	$ -	$ -	$ -	$ -	$ -	$ -
3015	T624001651	PRE-09853	TW Chavez valve replacement	FP-NMG Transm Stations-Replace	368.0	$ -	$ -	$ -	$ -	$ -	$ -	$ -
3016	T624001651	PRE-09853	TW Chavez valve replacement	FP-NMG Transm Stations-Replace	369.0	$ -	$ -	$ -	$ -	$ -	$ -	$ -
3017	T680001653	PRE-09855	Animas Power Plant Bristol replacement	FP-NMG Transm Stations-Replace	368.0	$ -	$ -	$ -	$ -	$ -	$ -	$ -
3018	T680001653	PRE-09855	Animas Power Plant Bristol replacement	FP-NMG Transm Stations-Replace	369.0	$ -	$ -	$ -	$ -	$ -	$ -	$ -
3019	T660001654	TEMP	HydroTest Red River to Moly Mine	FP-NMG Transm Specific-Replace	367.1	$ -	$ -	$ -	$ -	$ -	$ -	$ -
3020	T660001654	TEMP	HydroTest Red River to Moly Mine	FP-NMG Transm Specific-Replace	368.0	$ -	$ -	$ -	$ -	$ -	$ -	$ -
3021	T660001654	TEMP	HydroTest Red River to Moly Mine	FP-NMG Transm Specific-Replace	369.0	$ -	$ -	$ -	$ -	$ -	$ -	$ -
3022	T624001655	TEMP	HydroTest Roswell ML 10in Red Lake to South of Hagerman	FP-NMG Transm Specific-Replace	367.1	$ -	$ -	$ -	$ -	$ -	$ -	$ -
3023	T624001655	TEMP	HydroTest Roswell ML 10in Red Lake to South of Hagerman	FP-NMG Transm Specific-Replace	368.0	$ -	$ -	$ -	$ -	$ -	$ -	$ -
3024	T624001655	TEMP	HydroTest Roswell ML 10in Red Lake to South of Hagerman	FP-NMG Transm Specific-Replace	369.0	$ -	$ -	$ -	$ -	$ -	$ -	$ -
3025	T624001656	TEMP	Make Piggable Pan American ML	FP-NMG Transm Specific-Replace	367.1	$ -	$ -	$ -	$ -	$ -	$ -	$ -
3026	T624001656	TEMP	Make Piggable Pan American ML	FP-NMG Transm Specific-Replace	368.0	$ -	$ -	$ -	$ -	$ -	$ -	$ -
3027	T624001656	TEMP	Make Piggable Pan American ML	FP-NMG Transm Specific-Replace	369.0	$ -	$ -	$ -	$ -	$ -	$ -	$ -

NEW MEXICO GAS COMPANY, INC.

Plant Gross Activity
Base Period - 12 Months Ending March 31, 2023
Future Test Year - 12 Months Ending September 30, 2025

	A	B	C	D	E	M	N	O	P	Q	R	S	T
3	Investment Number	FP Number	Investment Name	FP Type	FERC Account	11/30/2023	12/31/2023	1/31/2024	2/29/2024	3/31/2024	4/30/2024	5/31/2024	6/30/2024
2972	611001635	PRE-09811	Campana & Ross Relocation	FP-NMG Dist Specific-Replace	376.1	$ -	$ -	$ -	$ -	$ -	$ -	$ -	$ -
2973	611001635	PRE-09811	Campana & Ross Relocation	FP-NMG Dist Specific-Replace	376.2	$ -	$ -	$ -	$ -	$ -	$ -	$ -	$ -
2974	611001635	PRE-09811	Campana & Ross Relocation	FP-NMG Dist Specific-Replace	376.4	$ -	$ -	$ -	$ -	$ -	$ -	$ -	$ -
2975	611001635	PRE-09811	Campana & Ross Relocation	FP-NMG Dist Specific-Replace	380.0	$ -	$ -	$ -	$ -	$ -	$ -	$ -	$ -
2976	T660001637	TEMP	Make Piggable Update -Los Alamos ML - Caja to Ottowi	FP-NMG Transm Specific-Replace	367.1	$ -	$ -	$ -	$ -	$ -	$ -	$ -	$ -
2977	T660001637	TEMP	Make Piggable Update -Los Alamos ML - Caja to Ottowi	FP-NMG Transm Specific-Replace	368.0	$ -	$ -	$ -	$ -	$ -	$ -	$ -	$ -
2978	T660001637	TEMP	Make Piggable Update -Los Alamos ML - Caja to Ottowi	FP-NMG Transm Specific-Replace	369.0	$ -	$ -	$ -	$ -	$ -	$ -	$ -	$ -
2979	T680001638	TEMP	ILI Cutouts - ABQ 20in ML Star Lake to RP	FP-NMG Transm Specific-Replace	367.1	$ -	$ -	$ -	$ -	$ -	$ -	$ -	$ -
2980	T680001638	TEMP	ILI Cutouts - ABQ 20in ML Star Lake to RP	FP-NMG Transm Specific-Replace	368.0	$ -	$ -	$ -	$ -	$ -	$ -	$ -	$ -
2981	T680001638	TEMP	ILI Cutouts - ABQ 20in ML Star Lake to RP	FP-NMG Transm Specific-Replace	369.0	$ -	$ -	$ -	$ -	$ -	$ -	$ -	$ -
2982	T610001639	TEMP	ILI Cutouts Santa Fe 12in ML	FP-NMG Transm Specific-Replace	367.1	$ -	$ -	$ -	$ -	$ -	$ -	$ -	$ -
2983	T610001639	TEMP	ILI Cutouts Santa Fe 12in ML	FP-NMG Transm Specific-Replace	368.0	$ -	$ -	$ -	$ -	$ -	$ -	$ -	$ -
2984	T610001639	TEMP	ILI Cutouts Santa Fe 12in ML	FP-NMG Transm Specific-Replace	369.0	$ -	$ -	$ -	$ -	$ -	$ -	$ -	$ -
2985	T624001640	TEMP	ILI Cutouts Monument ML	FP-NMG Transm Specific-Replace	367.1	$ -	$ -	$ -	$ -	$ -	$ -	$ -	$ -
2986	T624001640	TEMP	ILI Cutouts Monument ML	FP-NMG Transm Specific-Replace	368.0	$ -	$ -	$ -	$ -	$ -	$ -	$ -	$ -
2987	T624001640	TEMP	ILI Cutouts Monument ML	FP-NMG Transm Specific-Replace	369.0	$ -	$ -	$ -	$ -	$ -	$ -	$ -	$ -
2988	T624001641	TEMP	Make Pig - Hobbs Bypass ML	FP-NMG Transm Specific-Replace	367.1	$ -	$ -	$ -	$ -	$ -	$ -	$ -	$ -
2989	T624001641	TEMP	Make Pig - Hobbs Bypass ML	FP-NMG Transm Specific-Replace	368.0	$ -	$ -	$ -	$ -	$ -	$ -	$ -	$ -
2990	T624001641	TEMP	Make Pig - Hobbs Bypass ML	FP-NMG Transm Specific-Replace	369.0	$ -	$ -	$ -	$ -	$ -	$ -	$ -	$ -
2991	T610001642	TEMP	Orion LNG Project 2021	FP-NMG Transm Specifics-New	367.1	$ -	$ -	$ -	$ -	$ -	$ -	$ -	$ -
2992	T610001642	TEMP	Orion LNG Project 2021	FP-NMG Transm Specifics-New	368.0	$ -	$ -	$ -	$ -	$ -	$ -	$ -	$ -
2993	T610001642	TEMP	Orion LNG Project 2021	FP-NMG Transm Specifics-New	369.0	$ -	$ -	$ -	$ -	$ -	$ -	$ -	$ -
2994	T660001643	TEMP	Hydrotest - Questa 6in ML	FP-NMG Transm Specific-Replace	367.1	$ -	$ -	$ -	$ -	$ -	$ -	$ -	$ -
2995	T660001643	TEMP	Hydrotest - Questa 6in ML	FP-NMG Transm Specific-Replace	368.0	$ -	$ -	$ -	$ -	$ -	$ -	$ -	$ -
2996	T660001643	TEMP	Hydrotest - Questa 6in ML	FP-NMG Transm Specific-Replace	369.0	$ -	$ -	$ -	$ -	$ -	$ -	$ -	$ -
2997	T624001644	TEMP	HydroTest - Pan American ML	FP-NMG Transm Specific-Replace	367.1	$ -	$ -	$ -	$ -	$ -	$ -	$ -	$ -
2998	T624001644	TEMP	HydroTest - Pan American ML	FP-NMG Transm Specific-Replace	368.0	$ -	$ -	$ -	$ -	$ -	$ -	$ -	$ -
2999	T624001644	TEMP	HydroTest - Pan American ML	FP-NMG Transm Specific-Replace	369.0	$ -	$ -	$ -	$ -	$ -	$ -	$ -	$ -
3000	T660001645	PRE-09950	Materials Verification Cutouts - 8in Questa ML Taos BS to Blueberry Hill Receiver	FP-NMG Transm Specific-Replace	367.1	$ -	$ -	$ -	$ -	$ -	$ -	$ -	$ -
3001	T660001645	PRE-09950	Materials Verification Cutouts - 8in Questa ML Taos BS to Blueberry Hill Receiver	FP-NMG Transm Specific-Replace	368.0	$ -	$ -	$ -	$ -	$ -	$ -	$ -	$ -
3002	T660001645	PRE-09950	Materials Verification Cutouts - 8in Questa ML Taos BS to Blueberry Hill Receiver	FP-NMG Transm Specific-Replace	369.0	$ -	$ -	$ -	$ -	$ -	$ -	$ -	$ -
3003	T680001646	TEMP	Material Verification Cutouts - ABQ LP ML DOE to Lybrook	FP-NMG Transm Specific-Replace	367.1	$ -	$ -	$ -	$ -	$ -	$ -	$ -	$ -
3004	T680001646	TEMP	Material Verification Cutouts - ABQ LP ML DOE to Lybrook	FP-NMG Transm Specific-Replace	368.0	$ -	$ -	$ -	$ -	$ -	$ -	$ -	$ -
3005	T680001646	TEMP	Material Verification Cutouts - ABQ LP ML DOE to Lybrook	FP-NMG Transm Specific-Replace	369.0	$ -	$ -	$ -	$ -	$ -	$ -	$ -	$ -
3006	T680001647	TEMP	Material Verification Cutouts - ABQ LP Indian Springs to Star Lake	FP-NMG Transm Specific-Replace	367.1	$ -	$ -	$ -	$ -	$ -	$ -	$ -	$ -
3007	T680001647	TEMP	Material Verification Cutouts - ABQ LP Indian Springs to Star Lake	FP-NMG Transm Specific-Replace	368.0	$ -	$ -	$ -	$ -	$ -	$ -	$ -	$ -
3008	T680001647	TEMP	Material Verification Cutouts - ABQ LP Indian Springs to Star Lake	FP-NMG Transm Specific-Replace	369.0	$ -	$ -	$ -	$ -	$ -	$ -	$ -	$ -
3009	T680001648	TEMP	Material Verification Cutouts - ABQ LP Lybrook to Indian Springs	FP-NMG Transm Specific-Replace	367.1	$ -	$ -	$ -	$ -	$ -	$ -	$ -	$ -
3010	T680001648	TEMP	Material Verification Cutouts - ABQ LP Lybrook to Indian Springs	FP-NMG Transm Specific-Replace	368.0	$ -	$ -	$ -	$ -	$ -	$ -	$ -	$ -
3011	T680001648	TEMP	Material Verification Cutouts - ABQ LP Lybrook to Indian Springs	FP-NMG Transm Specific-Replace	369.0	$ -	$ -	$ -	$ -	$ -	$ -	$ -	$ -
3012	T610001649	NEW-15550	Rio Puerco LNG Project 2021-2024	FP-NMG Transm Specifics-LNG	371.0	$ -	$ -	$ -	$ -	$ -	$ -	$ -	$ -
3013	T621001650	PRE-09844	Akela differential transmitter replacement	FP-NMG Transm Stations-Replace	368.0	$ -	$ -	$ -	$ -	$ -	$ -	$ -	$ -
3014	T621001650	PRE-09844	Akela differential transmitter replacement	FP-NMG Transm Stations-Replace	369.0	$ -	$ -	$ -	$ -	$ -	$ -	$ -	$ -
3015	T624001651	PRE-09853	TW Chavez valve replacement	FP-NMG Transm Stations-Replace	368.0	$ -	$ -	$ -	$ -	$ -	$ -	$ -	$ -
3016	T624001651	PRE-09853	TW Chavez valve replacement	FP-NMG Transm Stations-Replace	369.0	$ -	$ -	$ -	$ -	$ -	$ -	$ -	$ -
3017	T680001653	PRE-09855	Animas Power Plant Bristol replacement	FP-NMG Transm Stations-Replace	368.0	$ -	$ -	$ -	$ -	$ -	$ -	$ -	$ -
3018	T680001653	PRE-09855	Animas Power Plant Bristol replacement	FP-NMG Transm Stations-Replace	369.0	$ -	$ -	$ -	$ -	$ -	$ -	$ -	$ -
3019	T660001654	TEMP	HydroTest Red River to Moly Mine	FP-NMG Transm Specific-Replace	367.1	$ -	$ -	$ -	$ -	$ -	$ -	$ -	$ -
3020	T660001654	TEMP	HydroTest Red River to Moly Mine	FP-NMG Transm Specific-Replace	368.0	$ -	$ -	$ -	$ -	$ -	$ -	$ -	$ -
3021	T660001654	TEMP	HydroTest Red River to Moly Mine	FP-NMG Transm Specific-Replace	369.0	$ -	$ -	$ -	$ -	$ -	$ -	$ -	$ -
3022	T624001655	TEMP	HydroTest Roswell ML 10in Red Lake to South of Hagerman	FP-NMG Transm Specific-Replace	367.1	$ -	$ -	$ -	$ -	$ -	$ -	$ -	$ -
3023	T624001655	TEMP	HydroTest Roswell ML 10in Red Lake to South of Hagerman	FP-NMG Transm Specific-Replace	368.0	$ -	$ -	$ -	$ -	$ -	$ -	$ -	$ -
3024	T624001655	TEMP	HydroTest Roswell ML 10in Red Lake to South of Hagerman	FP-NMG Transm Specific-Replace	369.0	$ -	$ -	$ -	$ -	$ -	$ -	$ -	$ -
3025	T624001656	TEMP	Make Piggable Pan American ML	FP-NMG Transm Specific-Replace	367.1	$ -	$ -	$ -	$ -	$ -	$ -	$ -	$ -
3026	T624001656	TEMP	Make Piggable Pan American ML	FP-NMG Transm Specific-Replace	368.0	$ -	$ -	$ -	$ -	$ -	$ -	$ -	$ -
3027	T624001656	TEMP	Make Piggable Pan American ML	FP-NMG Transm Specific-Replace	369.0	$ -	$ -	$ -	$ -	$ -	$ -	$ -	$ -

NEW MEXICO GAS COMPANY, INC.

Plant Gross Activity
Base Period - 12 Months Ending March 31, 2023
Future Test Year - 12 Months Ending September 30, 2025

	A	B	C	D	E	U	V	W	X	Y	Z	AA
3	Investment Number	FP Number	Investment Name	FP Type	FERC Account	7/31/2024	8/31/2024	9/30/2024	10/31/2024	11/30/2024	12/31/2024	1/31/2025
2972	611001635	PRE-09811	Campana & Ross Relocation	FP-NMG Dist Specific-Replace	376.1	$ -	$ -	$ -	$ -	$ -	$ -	$ -
2973	611001635	PRE-09811	Campana & Ross Relocation	FP-NMG Dist Specific-Replace	376.2	$ -	$ -	$ -	$ -	$ -	$ -	$ -
2974	611001635	PRE-09811	Campana & Ross Relocation	FP-NMG Dist Specific-Replace	376.4	$ -	$ -	$ -	$ -	$ -	$ -	$ -
2975	611001635	PRE-09811	Campana & Ross Relocation	FP-NMG Dist Specific-Replace	380.0	$ -	$ -	$ -	$ -	$ -	$ -	$ -
2976	T660001637	TEMP	Make Piggable Update -Los Alamos ML - Caja to Ottowi	FP-NMG Transm Specific-Replace	367.1	$ -	$ -	$ -	$ -	$ -	$ -	$ -
2977	T660001637	TEMP	Make Piggable Update -Los Alamos ML - Caja to Ottowi	FP-NMG Transm Specific-Replace	368.0	$ -	$ -	$ -	$ -	$ -	$ -	$ -
2978	T660001637	TEMP	Make Piggable Update -Los Alamos ML - Caja to Ottowi	FP-NMG Transm Specific-Replace	369.0	$ -	$ -	$ -	$ -	$ -	$ -	$ -
2979	T680001638	TEMP	ILI Cutouts - ABQ 20in ML Star Lake to RP	FP-NMG Transm Specific-Replace	367.1	$ -	$ -	$ -	$ -	$ -	$ -	$ -
2980	T680001638	TEMP	ILI Cutouts - ABQ 20in ML Star Lake to RP	FP-NMG Transm Specific-Replace	368.0	$ -	$ -	$ -	$ -	$ -	$ -	$ -
2981	T680001638	TEMP	ILI Cutouts - ABQ 20in ML Star Lake to RP	FP-NMG Transm Specific-Replace	369.0	$ -	$ -	$ -	$ -	$ -	$ -	$ -
2982	T610001639	TEMP	ILI Cutouts Santa Fe 12in ML	FP-NMG Transm Specific-Replace	367.1	$ -	$ -	$ -	$ -	$ -	$ -	$ -
2983	T610001639	TEMP	ILI Cutouts Santa Fe 12in ML	FP-NMG Transm Specific-Replace	368.0	$ -	$ -	$ -	$ -	$ -	$ -	$ -
2984	T610001639	TEMP	ILI Cutouts Santa Fe 12in ML	FP-NMG Transm Specific-Replace	369.0	$ -	$ -	$ -	$ -	$ -	$ -	$ -
2985	T624001640	TEMP	ILI Cutouts Monument ML	FP-NMG Transm Specific-Replace	367.1	$ -	$ -	$ -	$ -	$ -	$ -	$ -
2986	T624001640	TEMP	ILI Cutouts Monument ML	FP-NMG Transm Specific-Replace	368.0	$ -	$ -	$ -	$ -	$ -	$ -	$ -
2987	T624001640	TEMP	ILI Cutouts Monument ML	FP-NMG Transm Specific-Replace	369.0	$ -	$ -	$ -	$ -	$ -	$ -	$ -
2988	T624001641	TEMP	Make Pig - Hobbs Bypass ML	FP-NMG Transm Specific-Replace	367.1	$ -	$ -	$ -	$ -	$ -	$ -	$ -
2989	T624001641	TEMP	Make Pig - Hobbs Bypass ML	FP-NMG Transm Specific-Replace	368.0	$ -	$ -	$ -	$ -	$ -	$ -	$ -
2990	T624001641	TEMP	Make Pig - Hobbs Bypass ML	FP-NMG Transm Specific-Replace	369.0	$ -	$ -	$ -	$ -	$ -	$ -	$ -
2991	T610001642	TEMP	Orion LNG Project 2021	FP-NMG Transm Specifics-New	367.1	$ -	$ -	$ -	$ -	$ -	$ -	$ -
2992	T610001642	TEMP	Orion LNG Project 2021	FP-NMG Transm Specifics-New	368.0	$ -	$ -	$ -	$ -	$ -	$ -	$ -
2993	T610001642	TEMP	Orion LNG Project 2021	FP-NMG Transm Specifics-New	369.0	$ -	$ -	$ -	$ -	$ -	$ -	$ -
2994	T660001643	TEMP	Hydrotest - Questa 6in ML	FP-NMG Transm Specific-Replace	367.1	$ -	$ -	$ -	$ -	$ -	$ -	$ -
2995	T660001643	TEMP	Hydrotest - Questa 6in ML	FP-NMG Transm Specific-Replace	368.0	$ -	$ -	$ -	$ -	$ -	$ -	$ -
2996	T660001643	TEMP	Hydrotest - Questa 6in ML	FP-NMG Transm Specific-Replace	369.0	$ -	$ -	$ -	$ -	$ -	$ -	$ -
2997	T624001644	TEMP	HydroTest - Pan American ML	FP-NMG Transm Specific-Replace	367.1	$ -	$ -	$ -	$ -	$ -	$ -	$ -
2998	T624001644	TEMP	HydroTest - Pan American ML	FP-NMG Transm Specific-Replace	368.0	$ -	$ -	$ -	$ -	$ -	$ -	$ -
2999	T624001644	TEMP	HydroTest - Pan American ML	FP-NMG Transm Specific-Replace	369.0	$ -	$ -	$ -	$ -	$ -	$ -	$ -
3000	T660001645	PRE-09950	Materials Verification Cutouts - 8in Questa ML Taos BS to Blueberry Hill Receiver	FP-NMG Transm Specific-Replace	367.1	$ -	$ -	$ -	$ -	$ -	$ -	$ -
3001	T660001645	PRE-09950	Materials Verification Cutouts - 8in Questa ML Taos BS to Blueberry Hill Receiver	FP-NMG Transm Specific-Replace	368.0	$ -	$ -	$ -	$ -	$ -	$ -	$ -
3002	T660001645	PRE-09950	Materials Verification Cutouts - 8in Questa ML Taos BS to Blueberry Hill Receiver	FP-NMG Transm Specific-Replace	369.0	$ -	$ -	$ -	$ -	$ -	$ -	$ -
3003	T680001646	TEMP	Material Verification Cutouts - ABQ LP ML DOE to Lybrook	FP-NMG Transm Specific-Replace	367.1	$ -	$ -	$ -	$ -	$ -	$ -	$ -
3004	T680001646	TEMP	Material Verification Cutouts - ABQ LP ML DOE to Lybrook	FP-NMG Transm Specific-Replace	368.0	$ -	$ -	$ -	$ -	$ -	$ -	$ -
3005	T680001646	TEMP	Material Verification Cutouts - ABQ LP ML DOE to Lybrook	FP-NMG Transm Specific-Replace	369.0	$ -	$ -	$ -	$ -	$ -	$ -	$ -
3006	T680001647	TEMP	Material Verification Cutouts - ABQ LP Indian Springs to Star Lake	FP-NMG Transm Specific-Replace	367.1	$ -	$ -	$ -	$ -	$ -	$ -	$ -
3007	T680001647	TEMP	Material Verification Cutouts - ABQ LP Indian Springs to Star Lake	FP-NMG Transm Specific-Replace	368.0	$ -	$ -	$ -	$ -	$ -	$ -	$ -
3008	T680001647	TEMP	Material Verification Cutouts - ABQ LP Indian Springs to Star Lake	FP-NMG Transm Specific-Replace	369.0	$ -	$ -	$ -	$ -	$ -	$ -	$ -
3009	T680001648	TEMP	Material Verification Cutouts - ABQ LP Lybrook to Indian Springs	FP-NMG Transm Specific-Replace	367.1	$ -	$ -	$ -	$ -	$ -	$ -	$ -
3010	T680001648	TEMP	Material Verification Cutouts - ABQ LP Lybrook to Indian Springs	FP-NMG Transm Specific-Replace	368.0	$ -	$ -	$ -	$ -	$ -	$ -	$ -
3011	T680001648	TEMP	Material Verification Cutouts - ABQ LP Lybrook to Indian Springs	FP-NMG Transm Specific-Replace	369.0	$ -	$ -	$ -	$ -	$ -	$ -	$ -
3012	T610001649	NEW-15550	Rio Puerco LNG Project 2021-2024	FP-NMG Transm Specifics-LNG	371.0	$ -	$ -	$ -	$ -	$ -	$ -	$ -
3013	T621001650	PRE-09844	Akela differential transmitter replacement	FP-NMG Transm Stations-Replace	368.0	$ -	$ -	$ -	$ -	$ -	$ -	$ -
3014	T621001650	PRE-09844	Akela differential transmitter replacement	FP-NMG Transm Stations-Replace	369.0	$ -	$ -	$ -	$ -	$ -	$ -	$ -
3015	T624001651	PRE-09853	TW Chavez valve replacement	FP-NMG Transm Stations-Replace	368.0	$ -	$ -	$ -	$ -	$ -	$ -	$ -
3016	T624001651	PRE-09853	TW Chavez valve replacement	FP-NMG Transm Stations-Replace	369.0	$ -	$ -	$ -	$ -	$ -	$ -	$ -
3017	T680001653	PRE-09855	Animas Power Plant Bristol replacement	FP-NMG Transm Stations-Replace	368.0	$ -	$ -	$ -	$ -	$ -	$ -	$ -
3018	T680001653	PRE-09855	Animas Power Plant Bristol replacement	FP-NMG Transm Stations-Replace	369.0	$ -	$ -	$ -	$ -	$ -	$ -	$ -
3019	T660001654	TEMP	HydroTest Red River to Moly Mine	FP-NMG Transm Specific-Replace	367.1	$ -	$ -	$ -	$ -	$ -	$ -	$ -
3020	T660001654	TEMP	HydroTest Red River to Moly Mine	FP-NMG Transm Specific-Replace	368.0	$ -	$ -	$ -	$ -	$ -	$ -	$ -
3021	T660001654	TEMP	HydroTest Red River to Moly Mine	FP-NMG Transm Specific-Replace	369.0	$ -	$ -	$ -	$ -	$ -	$ -	$ -
3022	T624001655	TEMP	HydroTest Roswell ML 10in Red Lake to South of Hagerman	FP-NMG Transm Specific-Replace	367.1	$ -	$ -	$ -	$ -	$ -	$ -	$ -
3023	T624001655	TEMP	HydroTest Roswell ML 10in Red Lake to South of Hagerman	FP-NMG Transm Specific-Replace	368.0	$ -	$ -	$ -	$ -	$ -	$ -	$ -
3024	T624001655	TEMP	HydroTest Roswell ML 10in Red Lake to South of Hagerman	FP-NMG Transm Specific-Replace	369.0	$ -	$ -	$ -	$ -	$ -	$ -	$ -
3025	T624001656	TEMP	Make Piggable Pan American ML	FP-NMG Transm Specific-Replace	367.1	$ -	$ -	$ -	$ -	$ -	$ -	$ -
3026	T624001656	TEMP	Make Piggable Pan American ML	FP-NMG Transm Specific-Replace	368.0	$ -	$ -	$ -	$ -	$ -	$ -	$ -
3027	T624001656	TEMP	Make Piggable Pan American ML	FP-NMG Transm Specific-Replace	369.0	$ -	$ -	$ -	$ -	$ -	$ -	$ -

NEW MEXICO GAS COMPANY, INC.

Plant Gross Activity
Base Period - 12 Months Ending March 31, 2023
Future Test Year - 12 Months Ending September 30, 2025

	A	B	C	D	E	AB	AC	AD	AE	AF	AG	AH	AI
3	Investment Number	FP Number	Investment Name	FP Type	FERC Account	2/28/2025	3/31/2025	4/30/2025	5/31/2025	6/30/2025	7/31/2025	8/31/2025	9/30/2025
2972	611001635	PRE-09811	Campana & Ross Relocation	FP-NMG Dist Specific-Replace	376.1	$ -	$ -	$ -	$ -	$ -	$ -	$ -	$ -
2973	611001635	PRE-09811	Campana & Ross Relocation	FP-NMG Dist Specific-Replace	376.2	$ -	$ -	$ -	$ -	$ -	$ -	$ -	$ -
2974	611001635	PRE-09811	Campana & Ross Relocation	FP-NMG Dist Specific-Replace	376.4	$ -	$ -	$ -	$ -	$ -	$ -	$ -	$ -
2975	611001635	PRE-09811	Campana & Ross Relocation	FP-NMG Dist Specific-Replace	380.0	$ -	$ -	$ -	$ -	$ -	$ -	$ -	$ -
2976	T660001637	TEMP	Make Piggable Update -Los Alamos ML - Caja to Ottowi	FP-NMG Transm Specific-Replace	367.1	$ -	$ -	$ -	$ -	$ -	$ -	$ -	$ -
2977	T660001637	TEMP	Make Piggable Update -Los Alamos ML - Caja to Ottowi	FP-NMG Transm Specific-Replace	368.0	$ -	$ -	$ -	$ -	$ -	$ -	$ -	$ -
2978	T660001637	TEMP	Make Piggable Update -Los Alamos ML - Caja to Ottowi	FP-NMG Transm Specific-Replace	369.0	$ -	$ -	$ -	$ -	$ -	$ -	$ -	$ -
2979	T680001638	TEMP	ILI Cutouts - ABQ 20in ML Star Lake to RP	FP-NMG Transm Specific-Replace	367.1	$ -	$ -	$ -	$ -	$ -	$ -	$ -	$ -
2980	T680001638	TEMP	ILI Cutouts - ABQ 20in ML Star Lake to RP	FP-NMG Transm Specific-Replace	368.0	$ -	$ -	$ -	$ -	$ -	$ -	$ -	$ -
2981	T680001638	TEMP	ILI Cutouts - ABQ 20in ML Star Lake to RP	FP-NMG Transm Specific-Replace	369.0	$ -	$ -	$ -	$ -	$ -	$ -	$ -	$ -
2982	T610001639	TEMP	ILI Cutouts Santa Fe 12in ML	FP-NMG Transm Specific-Replace	367.1	$ -	$ -	$ -	$ -	$ -	$ -	$ -	$ -
2983	T610001639	TEMP	ILI Cutouts Santa Fe 12in ML	FP-NMG Transm Specific-Replace	368.0	$ -	$ -	$ -	$ -	$ -	$ -	$ -	$ -
2984	T610001639	TEMP	ILI Cutouts Santa Fe 12in ML	FP-NMG Transm Specific-Replace	369.0	$ -	$ -	$ -	$ -	$ -	$ -	$ -	$ -
2985	T624001640	TEMP	ILI Cutouts Monument ML	FP-NMG Transm Specific-Replace	367.1	$ -	$ -	$ -	$ -	$ -	$ -	$ -	$ -
2986	T624001640	TEMP	ILI Cutouts Monument ML	FP-NMG Transm Specific-Replace	368.0	$ -	$ -	$ -	$ -	$ -	$ -	$ -	$ -
2987	T624001640	TEMP	ILI Cutouts Monument ML	FP-NMG Transm Specific-Replace	369.0	$ -	$ -	$ -	$ -	$ -	$ -	$ -	$ -
2988	T624001641	TEMP	Make Pig - Hobbs Bypass ML	FP-NMG Transm Specific-Replace	367.1	$ -	$ -	$ -	$ -	$ -	$ -	$ -	$ -
2989	T624001641	TEMP	Make Pig - Hobbs Bypass ML	FP-NMG Transm Specific-Replace	368.0	$ -	$ -	$ -	$ -	$ -	$ -	$ -	$ -
2990	T624001641	TEMP	Make Pig - Hobbs Bypass ML	FP-NMG Transm Specific-Replace	369.0	$ -	$ -	$ -	$ -	$ -	$ -	$ -	$ -
2991	T610001642	TEMP	Orion LNG Project 2021	FP-NMG Transm Specifics-New	367.1	$ -	$ -	$ -	$ -	$ -	$ -	$ -	$ -
2992	T610001642	TEMP	Orion LNG Project 2021	FP-NMG Transm Specifics-New	368.0	$ -	$ -	$ -	$ -	$ -	$ -	$ -	$ -
2993	T610001642	TEMP	Orion LNG Project 2021	FP-NMG Transm Specifics-New	369.0	$ -	$ -	$ -	$ -	$ -	$ -	$ -	$ -
2994	T660001643	TEMP	Hydrotest - Questa 6in ML	FP-NMG Transm Specific-Replace	367.1	$ -	$ -	$ -	$ -	$ -	$ -	$ -	$ -
2995	T660001643	TEMP	Hydrotest - Questa 6in ML	FP-NMG Transm Specific-Replace	368.0	$ -	$ -	$ -	$ -	$ -	$ -	$ -	$ -
2996	T660001643	TEMP	Hydrotest - Questa 6in ML	FP-NMG Transm Specific-Replace	369.0	$ -	$ -	$ -	$ -	$ -	$ -	$ -	$ -
2997	T624001644	TEMP	HydroTest - Pan American ML	FP-NMG Transm Specific-Replace	367.1	$ -	$ -	$ -	$ -	$ -	$ -	$ -	$ -
2998	T624001644	TEMP	HydroTest - Pan American ML	FP-NMG Transm Specific-Replace	368.0	$ -	$ -	$ -	$ -	$ -	$ -	$ -	$ -
2999	T624001644	TEMP	HydroTest - Pan American ML	FP-NMG Transm Specific-Replace	369.0	$ -	$ -	$ -	$ -	$ -	$ -	$ -	$ -
3000	T660001645	PRE-09950	Materials Verification Cutouts - 8in Questa ML Taos BS to Blueberry Hill Receiver	FP-NMG Transm Specific-Replace	367.1	$ -	$ -	$ -	$ -	$ -	$ -	$ -	$ -
3001	T660001645	PRE-09950	Materials Verification Cutouts - 8in Questa ML Taos BS to Blueberry Hill Receiver	FP-NMG Transm Specific-Replace	368.0	$ -	$ -	$ -	$ -	$ -	$ -	$ -	$ -
3002	T660001645	PRE-09950	Materials Verification Cutouts - 8in Questa ML Taos BS to Blueberry Hill Receiver	FP-NMG Transm Specific-Replace	369.0	$ -	$ -	$ -	$ -	$ -	$ -	$ -	$ -
3003	T680001646	TEMP	Material Verification Cutouts - ABQ LP ML DOE to Lybrook	FP-NMG Transm Specific-Replace	367.1	$ -	$ -	$ -	$ -	$ -	$ -	$ -	$ -
3004	T680001646	TEMP	Material Verification Cutouts - ABQ LP ML DOE to Lybrook	FP-NMG Transm Specific-Replace	368.0	$ -	$ -	$ -	$ -	$ -	$ -	$ -	$ -
3005	T680001646	TEMP	Material Verification Cutouts - ABQ LP ML DOE to Lybrook	FP-NMG Transm Specific-Replace	369.0	$ -	$ -	$ -	$ -	$ -	$ -	$ -	$ -
3006	T680001647	TEMP	Material Verification Cutouts - ABQ LP Indian Springs to Star Lake	FP-NMG Transm Specific-Replace	367.1	$ -	$ -	$ -	$ -	$ -	$ -	$ -	$ -
3007	T680001647	TEMP	Material Verification Cutouts - ABQ LP Indian Springs to Star Lake	FP-NMG Transm Specific-Replace	368.0	$ -	$ -	$ -	$ -	$ -	$ -	$ -	$ -
3008	T680001647	TEMP	Material Verification Cutouts - ABQ LP Indian Springs to Star Lake	FP-NMG Transm Specific-Replace	369.0	$ -	$ -	$ -	$ -	$ -	$ -	$ -	$ -
3009	T680001648	TEMP	Material Verification Cutouts - ABQ LP Lybrook to Indian Springs	FP-NMG Transm Specific-Replace	367.1	$ -	$ -	$ -	$ -	$ -	$ -	$ -	$ -
3010	T680001648	TEMP	Material Verification Cutouts - ABQ LP Lybrook to Indian Springs	FP-NMG Transm Specific-Replace	368.0	$ -	$ -	$ -	$ -	$ -	$ -	$ -	$ -
3011	T680001648	TEMP	Material Verification Cutouts - ABQ LP Lybrook to Indian Springs	FP-NMG Transm Specific-Replace	369.0	$ -	$ -	$ -	$ -	$ -	$ -	$ -	$ -
3012	T610001649	NEW-15550	Rio Puerco LNG Project 2021-2024	FP-NMG Transm Specifics-LNG	371.0	$ -	$ -	$ -	$ -	$ -	$ -	$ -	$ -
3013	T621001650	PRE-09844	Akela differential transmitter replacement	FP-NMG Transm Stations-Replace	368.0	$ -	$ -	$ -	$ -	$ -	$ -	$ -	$ -
3014	T621001650	PRE-09844	Akela differential transmitter replacement	FP-NMG Transm Stations-Replace	369.0	$ -	$ -	$ -	$ -	$ -	$ -	$ -	$ -
3015	T624001651	PRE-09853	TW Chavez valve replacement	FP-NMG Transm Stations-Replace	368.0	$ -	$ -	$ -	$ -	$ -	$ -	$ -	$ -
3016	T624001651	PRE-09853	TW Chavez valve replacement	FP-NMG Transm Stations-Replace	369.0	$ -	$ -	$ -	$ -	$ -	$ -	$ -	$ -
3017	T680001653	PRE-09855	Animas Power Plant Bristol replacement	FP-NMG Transm Stations-Replace	368.0	$ -	$ -	$ -	$ -	$ -	$ -	$ -	$ -
3018	T680001653	PRE-09855	Animas Power Plant Bristol replacement	FP-NMG Transm Stations-Replace	369.0	$ -	$ -	$ -	$ -	$ -	$ -	$ -	$ -
3019	T660001654	TEMP	HydroTest Red River to Moly Mine	FP-NMG Transm Specific-Replace	367.1	$ -	$ -	$ -	$ -	$ -	$ -	$ -	$ -
3020	T660001654	TEMP	HydroTest Red River to Moly Mine	FP-NMG Transm Specific-Replace	368.0	$ -	$ -	$ -	$ -	$ -	$ -	$ -	$ -
3021	T660001654	TEMP	HydroTest Red River to Moly Mine	FP-NMG Transm Specific-Replace	369.0	$ -	$ -	$ -	$ -	$ -	$ -	$ -	$ -
3022	T624001655	TEMP	HydroTest Roswell ML 10in Red Lake to South of Hagerman	FP-NMG Transm Specific-Replace	367.1	$ -	$ -	$ -	$ -	$ -	$ -	$ -	$ -
3023	T624001655	TEMP	HydroTest Roswell ML 10in Red Lake to South of Hagerman	FP-NMG Transm Specific-Replace	368.0	$ -	$ -	$ -	$ -	$ -	$ -	$ -	$ -
3024	T624001655	TEMP	HydroTest Roswell ML 10in Red Lake to South of Hagerman	FP-NMG Transm Specific-Replace	369.0	$ -	$ -	$ -	$ -	$ -	$ -	$ -	$ -
3025	T624001656	TEMP	Make Piggable Pan American ML	FP-NMG Transm Specific-Replace	367.1	$ -	$ -	$ -	$ -	$ -	$ -	$ -	$ -
3026	T624001656	TEMP	Make Piggable Pan American ML	FP-NMG Transm Specific-Replace	368.0	$ -	$ -	$ -	$ -	$ -	$ -	$ -	$ -
3027	T624001656	TEMP	Make Piggable Pan American ML	FP-NMG Transm Specific-Replace	369.0	$ -	$ -	$ -	$ -	$ -	$ -	$ -	$ -

NEW MEXICO GAS COMPANY, INC.

Plant Gross Activity
Base Period - 12 Months Ending March 31, 2023
Future Test Year - 12 Months Ending September 30, 2025

	A	B	C	D	E	F	G	H	I	J	K	L
3	Investment Number	FP Number	Investment Name	FP Type	FERC Account	4/30/2023	5/31/2023	6/30/2023	7/31/2023	8/31/2023	9/30/2023	10/31/2023
3028	T601001657	TEMP	2031 ILI Cutouts	FP-NMG Transm Specific-Replace	367.1	$ -	$ -	$ -	$ -	$ -	$ -	$ -
3029	T601001657	TEMP	2031 ILI Cutouts	FP-NMG Transm Specific-Replace	368.0	$ -	$ -	$ -	$ -	$ -	$ -	$ -
3030	T601001657	TEMP	2031 ILI Cutouts	FP-NMG Transm Specific-Replace	369.0	$ -	$ -	$ -	$ -	$ -	$ -	$ -
3031	T601001658	TEMP	2027 ILI Cutouts	FP-NMG Transm Specific-Replace	367.1	$ -	$ -	$ -	$ -	$ -	$ -	$ -
3032	T601001658	TEMP	2027 ILI Cutouts	FP-NMG Transm Specific-Replace	368.0	$ -	$ -	$ -	$ -	$ -	$ -	$ -
3033	T601001658	TEMP	2027 ILI Cutouts	FP-NMG Transm Specific-Replace	369.0	$ -	$ -	$ -	$ -	$ -	$ -	$ -
3034	T601001659	TEMP	2028 ILI cutouts	FP-NMG Transm Specific-Replace	367.1	$ -	$ -	$ -	$ -	$ -	$ -	$ -
3035	T601001659	TEMP	2028 ILI cutouts	FP-NMG Transm Specific-Replace	368.0	$ -	$ -	$ -	$ -	$ -	$ -	$ -
3036	T601001659	TEMP	2028 ILI cutouts	FP-NMG Transm Specific-Replace	369.0	$ -	$ -	$ -	$ -	$ -	$ -	$ -
3037	T601001660	TEMP	2029 ILI cutouts	FP-NMG Transm Specific-Replace	367.1	$ -	$ -	$ -	$ -	$ -	$ -	$ -
3038	T601001660	TEMP	2029 ILI cutouts	FP-NMG Transm Specific-Replace	368.0	$ -	$ -	$ -	$ -	$ -	$ -	$ -
3039	T601001660	TEMP	2029 ILI cutouts	FP-NMG Transm Specific-Replace	369.0	$ -	$ -	$ -	$ -	$ -	$ -	$ -
3040	T601001661	TEMP	2030 ILI Cutouts	FP-NMG Transm Specific-Replace	367.1	$ -	$ -	$ -	$ -	$ -	$ -	$ -
3041	T601001661	TEMP	2030 ILI Cutouts	FP-NMG Transm Specific-Replace	368.0	$ -	$ -	$ -	$ -	$ -	$ -	$ -
3042	T601001661	TEMP	2030 ILI Cutouts	FP-NMG Transm Specific-Replace	369.0	$ -	$ -	$ -	$ -	$ -	$ -	$ -
3043	T601001662	TEMP	2032 ILI Cutouts	FP-NMG Transm Specific-Replace	367.1	$ -	$ -	$ -	$ -	$ -	$ -	$ -
3044	T601001662	TEMP	2032 ILI Cutouts	FP-NMG Transm Specific-Replace	368.0	$ -	$ -	$ -	$ -	$ -	$ -	$ -
3045	T601001662	TEMP	2032 ILI Cutouts	FP-NMG Transm Specific-Replace	369.0	$ -	$ -	$ -	$ -	$ -	$ -	$ -
3046	T624001663	TEMP	HydroTest Hobbs Bypass Mainline	FP-NMG Transm Specific-Replace	367.1	$ -	$ -	$ -	$ -	$ -	$ -	$ -
3047	T624001663	TEMP	HydroTest Hobbs Bypass Mainline	FP-NMG Transm Specific-Replace	368.0	$ -	$ -	$ -	$ -	$ -	$ -	$ -
3048	T624001663	TEMP	HydroTest Hobbs Bypass Mainline	FP-NMG Transm Specific-Replace	369.0	$ -	$ -	$ -	$ -	$ -	$ -	$ -
3049	T660001664	TEMP	HydroTest Taos-Pilar to Taos Border Station	FP-NMG Transm Specific-Replace	367.1	$ -	$ -	$ -	$ -	$ -	$ -	$ -
3050	T660001664	TEMP	HydroTest Taos-Pilar to Taos Border Station	FP-NMG Transm Specific-Replace	368.0	$ -	$ -	$ -	$ -	$ -	$ -	$ -
3051	T660001664	TEMP	HydroTest Taos-Pilar to Taos Border Station	FP-NMG Transm Specific-Replace	369.0	$ -	$ -	$ -	$ -	$ -	$ -	$ -
3052	T680001665	TEMP	HydroTest ABQ LP Huerfano to DOE	FP-NMG Transm Specific-Replace	367.1	$ -	$ -	$ -	$ -	$ -	$ -	$ -
3053	T680001665	TEMP	HydroTest ABQ LP Huerfano to DOE	FP-NMG Transm Specific-Replace	368.0	$ -	$ -	$ -	$ -	$ -	$ -	$ -
3054	T680001665	TEMP	HydroTest ABQ LP Huerfano to DOE	FP-NMG Transm Specific-Replace	369.0	$ -	$ -	$ -	$ -	$ -	$ -	$ -
3055	680001666	TEMP	NW Farmington - AMR Project Phase II	FP-NMG Dist Residential Mtr-Replac	381.0	$ -	$ -	$ -	$ -	$ -	$ -	$ -
3056	680001667	PRE-09859	NW Farmington - Phase II AMR Project	FP-NMG Dist Residential Mtr-Replac	381.0	$ -	$ -	$ -	$ -	$ -	$ -	$ -
3057	T680001668	TEMP	HydroTest ABQ LP DOE to Lybrook	FP-NMG Transm Specific-Replace	367.1	$ -	$ -	$ -	$ -	$ -	$ -	$ -
3058	T680001668	TEMP	HydroTest ABQ LP DOE to Lybrook	FP-NMG Transm Specific-Replace	368.0	$ -	$ -	$ -	$ -	$ -	$ -	$ -
3059	T680001668	TEMP	HydroTest ABQ LP DOE to Lybrook	FP-NMG Transm Specific-Replace	369.0	$ -	$ -	$ -	$ -	$ -	$ -	$ -
3060	T680001669	TEMP	HydroTest ABQ LP Lybrook to Indian Springs	FP-NMG Transm Specific-Replace	367.1	$ -	$ -	$ -	$ -	$ -	$ -	$ -
3061	T680001669	TEMP	HydroTest ABQ LP Lybrook to Indian Springs	FP-NMG Transm Specific-Replace	368.0	$ -	$ -	$ -	$ -	$ -	$ -	$ -
3062	T680001669	TEMP	HydroTest ABQ LP Lybrook to Indian Springs	FP-NMG Transm Specific-Replace	369.0	$ -	$ -	$ -	$ -	$ -	$ -	$ -
3063	T621001670	TEMP	MAOP Replace Alamogordo A line BV1.5 to BV3	FP-NMG Transm Specific-Replace	367.1	$ -	$ -	$ -	$ -	$ -	$ -	$ -
3064	T621001670	TEMP	MAOP Replace Alamogordo A line BV1.5 to BV3	FP-NMG Transm Specific-Replace	368.0	$ -	$ -	$ -	$ -	$ -	$ -	$ -
3065	T621001670	TEMP	MAOP Replace Alamogordo A line BV1.5 to BV3	FP-NMG Transm Specific-Replace	369.0	$ -	$ -	$ -	$ -	$ -	$ -	$ -
3066	T621001671	TEMP	MAOP Replace Alamogordo A line BV3 to Holloman	FP-NMG Transm Specific-Replace	367.1	$ -	$ -	$ -	$ -	$ -	$ -	$ -
3067	T621001671	TEMP	MAOP Replace Alamogordo A line BV3 to Holloman	FP-NMG Transm Specific-Replace	368.0	$ -	$ -	$ -	$ -	$ -	$ -	$ -
3068	T621001671	TEMP	MAOP Replace Alamogordo A line BV3 to Holloman	FP-NMG Transm Specific-Replace	369.0	$ -	$ -	$ -	$ -	$ -	$ -	$ -
3069	T680001672	TEMP	HydroTest ABQ LP Indian Springs to Star Lake	FP-NMG Transm Specific-Replace	367.1	$ -	$ -	$ -	$ -	$ -	$ -	$ -
3070	T680001672	TEMP	HydroTest ABQ LP Indian Springs to Star Lake	FP-NMG Transm Specific-Replace	368.0	$ -	$ -	$ -	$ -	$ -	$ -	$ -
3071	T680001672	TEMP	HydroTest ABQ LP Indian Springs to Star Lake	FP-NMG Transm Specific-Replace	369.0	$ -	$ -	$ -	$ -	$ -	$ -	$ -
3072	T660001673	TEMP	Material Verification Cutouts- Questa 6in – Blueberry Hill to Red River Takeoff	FP-NMG Transm Specific-Replace	367.1	$ -	$ -	$ -	$ -	$ -	$ -	$ -
3073	T660001673	TEMP	Material Verification Cutouts- Questa 6in – Blueberry Hill to Red River Takeoff	FP-NMG Transm Specific-Replace	368.0	$ -	$ -	$ -	$ -	$ -	$ -	$ -
3074	T660001673	TEMP	Material Verification Cutouts- Questa 6in – Blueberry Hill to Red River Takeoff	FP-NMG Transm Specific-Replace	369.0	$ -	$ -	$ -	$ -	$ -	$ -	$ -
3075	T660001674	TEMP	MAOP Replace Taos ML Ottowi to Santa Clara (Esp#1)	FP-NMG Transm Specific-Replace	367.1	$ -	$ -	$ -	$ -	$ -	$ -	$ -
3076	T660001674	TEMP	MAOP Replace Taos ML Ottowi to Santa Clara (Esp#1)	FP-NMG Transm Specific-Replace	368.0	$ -	$ -	$ -	$ -	$ -	$ -	$ -
3077	T660001674	TEMP	MAOP Replace Taos ML Ottowi to Santa Clara (Esp#1)	FP-NMG Transm Specific-Replace	369.0	$ -	$ -	$ -	$ -	$ -	$ -	$ -
3078	T624001675	NEW-15515	Palmillo Meter Station	FP-NMG Transm Stations-New	369.0	$ -	$ -	$ -	$ -	$ -	$ -	$ -
3079	T680001676	TEMP	Material Verification Cutouts- Brazos Mainline - Dulce to Chama	FP-NMG Transm Specific-Replace	367.1	$ -	$ -	$ -	$ -	$ -	$ -	$ -
3080	T680001676	TEMP	Material Verification Cutouts- Brazos Mainline - Dulce to Chama	FP-NMG Transm Specific-Replace	368.0	$ -	$ -	$ -	$ -	$ -	$ -	$ -
3081	T680001676	TEMP	Material Verification Cutouts- Brazos Mainline - Dulce to Chama	FP-NMG Transm Specific-Replace	369.0	$ -	$ -	$ -	$ -	$ -	$ -	$ -
3082	T660001677	TEMP	Material Verification- Taos ML - Esp#1 to Velarde	FP-NMG Transm Specific-Replace	367.1	$ -	$ -	$ -	$ -	$ -	$ -	$ -
3083	T660001677	TEMP	Material Verification- Taos ML - Esp#1 to Velarde	FP-NMG Transm Specific-Replace	368.0	$ -	$ -	$ -	$ -	$ -	$ -	$ -

Sponsored by NMGC Witness Erik C. Buchanan

WP Plant 2 Clearings

NEW MEXICO GAS COMPANY, INC.

Plant Gross Activity
Base Period - 12 Months Ending March 31, 2023
Future Test Year - 12 Months Ending September 30, 2025

	A	B	C	D	E	M	N	O	P	Q	R	S	T
3	Investment Number	FP Number	Investment Name	FP Type	FERC Account	11/30/2023	12/31/2023	1/31/2024	2/29/2024	3/31/2024	4/30/2024	5/31/2024	6/30/2024
3028	T601001657	TEMP	2031 ILI Cutouts	FP-NMG Transm Specific-Replace	367.1	$ -	$ -	$ -	$ -	$ -	$ -	$ -	$ -
3029	T601001657	TEMP	2031 ILI Cutouts	FP-NMG Transm Specific-Replace	368.0	$ -	$ -	$ -	$ -	$ -	$ -	$ -	$ -
3030	T601001657	TEMP	2031 ILI Cutouts	FP-NMG Transm Specific-Replace	369.0	$ -	$ -	$ -	$ -	$ -	$ -	$ -	$ -
3031	T601001658	TEMP	2027 ILI Cutouts	FP-NMG Transm Specific-Replace	367.1	$ -	$ -	$ -	$ -	$ -	$ -	$ -	$ -
3032	T601001658	TEMP	2027 ILI Cutouts	FP-NMG Transm Specific-Replace	368.0	$ -	$ -	$ -	$ -	$ -	$ -	$ -	$ -
3033	T601001658	TEMP	2027 ILI Cutouts	FP-NMG Transm Specific-Replace	369.0	$ -	$ -	$ -	$ -	$ -	$ -	$ -	$ -
3034	T601001659	TEMP	2028 ILI cutouts	FP-NMG Transm Specific-Replace	367.1	$ -	$ -	$ -	$ -	$ -	$ -	$ -	$ -
3035	T601001659	TEMP	2028 ILI cutouts	FP-NMG Transm Specific-Replace	368.0	$ -	$ -	$ -	$ -	$ -	$ -	$ -	$ -
3036	T601001659	TEMP	2028 ILI cutouts	FP-NMG Transm Specific-Replace	369.0	$ -	$ -	$ -	$ -	$ -	$ -	$ -	$ -
3037	T601001660	TEMP	2029 ILI cutouts	FP-NMG Transm Specific-Replace	367.1	$ -	$ -	$ -	$ -	$ -	$ -	$ -	$ -
3038	T601001660	TEMP	2029 ILI cutouts	FP-NMG Transm Specific-Replace	368.0	$ -	$ -	$ -	$ -	$ -	$ -	$ -	$ -
3039	T601001660	TEMP	2029 ILI cutouts	FP-NMG Transm Specific-Replace	369.0	$ -	$ -	$ -	$ -	$ -	$ -	$ -	$ -
3040	T601001661	TEMP	2030 ILI Cutouts	FP-NMG Transm Specific-Replace	367.1	$ -	$ -	$ -	$ -	$ -	$ -	$ -	$ -
3041	T601001661	TEMP	2030 ILI Cutouts	FP-NMG Transm Specific-Replace	368.0	$ -	$ -	$ -	$ -	$ -	$ -	$ -	$ -
3042	T601001661	TEMP	2030 ILI Cutouts	FP-NMG Transm Specific-Replace	369.0	$ -	$ -	$ -	$ -	$ -	$ -	$ -	$ -
3043	T601001662	TEMP	2032 ILI Cutouts	FP-NMG Transm Specific-Replace	367.1	$ -	$ -	$ -	$ -	$ -	$ -	$ -	$ -
3044	T601001662	TEMP	2032 ILI Cutouts	FP-NMG Transm Specific-Replace	368.0	$ -	$ -	$ -	$ -	$ -	$ -	$ -	$ -
3045	T601001662	TEMP	2032 ILI Cutouts	FP-NMG Transm Specific-Replace	369.0	$ -	$ -	$ -	$ -	$ -	$ -	$ -	$ -
3046	T624001663	TEMP	HydroTest Hobbs Bypass Mainline	FP-NMG Transm Specific-Replace	367.1	$ -	$ -	$ -	$ -	$ -	$ -	$ -	$ -
3047	T624001663	TEMP	HydroTest Hobbs Bypass Mainline	FP-NMG Transm Specific-Replace	368.0	$ -	$ -	$ -	$ -	$ -	$ -	$ -	$ -
3048	T624001663	TEMP	HydroTest Hobbs Bypass Mainline	FP-NMG Transm Specific-Replace	369.0	$ -	$ -	$ -	$ -	$ -	$ -	$ -	$ -
3049	T660001664	TEMP	HydroTest Taos-Pilar to Taos Border Station	FP-NMG Transm Specific-Replace	367.1	$ -	$ -	$ -	$ -	$ -	$ -	$ -	$ -
3050	T660001664	TEMP	HydroTest Taos-Pilar to Taos Border Station	FP-NMG Transm Specific-Replace	368.0	$ -	$ -	$ -	$ -	$ -	$ -	$ -	$ -
3051	T660001664	TEMP	HydroTest Taos-Pilar to Taos Border Station	FP-NMG Transm Specific-Replace	369.0	$ -	$ -	$ -	$ -	$ -	$ -	$ -	$ -
3052	T680001665	TEMP	HydroTest ABQ LP Huerfano to DOE	FP-NMG Transm Specific-Replace	367.1	$ -	$ -	$ -	$ -	$ -	$ -	$ -	$ -
3053	T680001665	TEMP	HydroTest ABQ LP Huerfano to DOE	FP-NMG Transm Specific-Replace	368.0	$ -	$ -	$ -	$ -	$ -	$ -	$ -	$ -
3054	T680001665	TEMP	HydroTest ABQ LP Huerfano to DOE	FP-NMG Transm Specific-Replace	369.0	$ -	$ -	$ -	$ -	$ -	$ -	$ -	$ -
3055	680001666	TEMP	NW Farmington - AMR Project Phase II	FP-NMG Dist Residential Mtr-Replac	381.0	$ -	$ -	$ -	$ -	$ -	$ -	$ -	$ -
3056	680001667	PRE-09859	NW Farmington - Phase II AMR Project	FP-NMG Dist Residential Mtr-Replac	381.0	$ -	$ -	$ -	$ -	$ -	$ -	$ -	$ -
3057	T680001668	TEMP	HydroTest ABQ LP DOE to Lybrook	FP-NMG Transm Specific-Replace	367.1	$ -	$ -	$ -	$ -	$ -	$ -	$ -	$ -
3058	T680001668	TEMP	HydroTest ABQ LP DOE to Lybrook	FP-NMG Transm Specific-Replace	368.0	$ -	$ -	$ -	$ -	$ -	$ -	$ -	$ -
3059	T680001668	TEMP	HydroTest ABQ LP DOE to Lybrook	FP-NMG Transm Specific-Replace	369.0	$ -	$ -	$ -	$ -	$ -	$ -	$ -	$ -
3060	T680001669	TEMP	HydroTest ABQ LP Lybrook to Indian Springs	FP-NMG Transm Specific-Replace	367.1	$ -	$ -	$ -	$ -	$ -	$ -	$ -	$ -
3061	T680001669	TEMP	HydroTest ABQ LP Lybrook to Indian Springs	FP-NMG Transm Specific-Replace	368.0	$ -	$ -	$ -	$ -	$ -	$ -	$ -	$ -
3062	T680001669	TEMP	HydroTest ABQ LP Lybrook to Indian Springs	FP-NMG Transm Specific-Replace	369.0	$ -	$ -	$ -	$ -	$ -	$ -	$ -	$ -
3063	T621001670	TEMP	MAOP Replace Alamogordo A line BV1.5 to BV3	FP-NMG Transm Specific-Replace	367.1	$ -	$ -	$ -	$ -	$ -	$ -	$ -	$ -
3064	T621001670	TEMP	MAOP Replace Alamogordo A line BV1.5 to BV3	FP-NMG Transm Specific-Replace	368.0	$ -	$ -	$ -	$ -	$ -	$ -	$ -	$ -
3065	T621001670	TEMP	MAOP Replace Alamogordo A line BV1.5 to BV3	FP-NMG Transm Specific-Replace	369.0	$ -	$ -	$ -	$ -	$ -	$ -	$ -	$ -
3066	T621001671	TEMP	MAOP Replace Alamogordo A line BV3 to Holloman	FP-NMG Transm Specific-Replace	367.1	$ -	$ -	$ -	$ -	$ -	$ -	$ -	$ -
3067	T621001671	TEMP	MAOP Replace Alamogordo A line BV3 to Holloman	FP-NMG Transm Specific-Replace	368.0	$ -	$ -	$ -	$ -	$ -	$ -	$ -	$ -
3068	T621001671	TEMP	MAOP Replace Alamogordo A line BV3 to Holloman	FP-NMG Transm Specific-Replace	369.0	$ -	$ -	$ -	$ -	$ -	$ -	$ -	$ -
3069	T680001672	TEMP	HydroTest ABQ LP Indian Springs to Star Lake	FP-NMG Transm Specific-Replace	367.1	$ -	$ -	$ -	$ -	$ -	$ -	$ -	$ -
3070	T680001672	TEMP	HydroTest ABQ LP Indian Springs to Star Lake	FP-NMG Transm Specific-Replace	368.0	$ -	$ -	$ -	$ -	$ -	$ -	$ -	$ -
3071	T680001672	TEMP	HydroTest ABQ LP Indian Springs to Star Lake	FP-NMG Transm Specific-Replace	369.0	$ -	$ -	$ -	$ -	$ -	$ -	$ -	$ -
3072	T660001673	TEMP	Material Verification Cutouts- Questa 6in – Blueberry Hill to Red River Takeoff	FP-NMG Transm Specific-Replace	367.1	$ -	$ -	$ -	$ -	$ -	$ -	$ -	$ -
3073	T660001673	TEMP	Material Verification Cutouts- Questa 6in – Blueberry Hill to Red River Takeoff	FP-NMG Transm Specific-Replace	368.0	$ -	$ -	$ -	$ -	$ -	$ -	$ -	$ -
3074	T660001673	TEMP	Material Verification Cutouts- Questa 6in – Blueberry Hill to Red River Takeoff	FP-NMG Transm Specific-Replace	369.0	$ -	$ -	$ -	$ -	$ -	$ -	$ -	$ -
3075	T660001674	TEMP	MAOP Replace Taos ML Ottowi to Santa Clara (Esp#1)	FP-NMG Transm Specific-Replace	367.1	$ -	$ -	$ -	$ -	$ -	$ -	$ -	$ -
3076	T660001674	TEMP	MAOP Replace Taos ML Ottowi to Santa Clara (Esp#1)	FP-NMG Transm Specific-Replace	368.0	$ -	$ -	$ -	$ -	$ -	$ -	$ -	$ -
3077	T660001674	TEMP	MAOP Replace Taos ML Ottowi to Santa Clara (Esp#1)	FP-NMG Transm Specific-Replace	369.0	$ -	$ -	$ -	$ -	$ -	$ -	$ -	$ -
3078	T624001675	NEW-15515	Palmillo Meter Station	FP-NMG Transm Stations-New	369.0	$ -	$ -	$ -	$ -	$ -	$ -	$ -	$ -
3079	T680001676	TEMP	Material Verification Cutouts- Brazos Mainline - Dulce to Chama	FP-NMG Transm Specific-Replace	367.1	$ -	$ -	$ -	$ -	$ -	$ -	$ -	$ -
3080	T680001676	TEMP	Material Verification Cutouts- Brazos Mainline - Dulce to Chama	FP-NMG Transm Specific-Replace	368.0	$ -	$ -	$ -	$ -	$ -	$ -	$ -	$ -
3081	T680001676	TEMP	Material Verification Cutouts- Brazos Mainline - Dulce to Chama	FP-NMG Transm Specific-Replace	369.0	$ -	$ -	$ -	$ -	$ -	$ -	$ -	$ -
3082	T660001677	TEMP	Material Verification- Taos ML - Esp#1 to Velarde	FP-NMG Transm Specific-Replace	367.1	$ -	$ -	$ -	$ -	$ -	$ -	$ -	$ -
3083	T660001677	TEMP	Material Verification- Taos ML - Esp#1 to Velarde	FP-NMG Transm Specific-Replace	368.0	$ -	$ -	$ -	$ -	$ -	$ -	$ -	$ -

Sponsored by NMGC Witness Erik C. Buchanan

WP Plant 2 Clearings

NEW MEXICO GAS COMPANY, INC.

Plant Gross Activity
Base Period - 12 Months Ending March 31, 2023
Future Test Year - 12 Months Ending September 30, 2025

	A	B	C	D	E	U	V	W	X	Y	Z	AA
3	Investment Number	FP Number	Investment Name	FP Type	FERC Account	7/31/2024	8/31/2024	9/30/2024	10/31/2024	11/30/2024	12/31/2024	1/31/2025
3028	T601001657	TEMP	2031 ILI Cutouts	FP-NMG Transm Specific-Replace	367.1	$ -	$ -	$ -	$ -	$ -	$ -	$ -
3029	T601001657	TEMP	2031 ILI Cutouts	FP-NMG Transm Specific-Replace	368.0	$ -	$ -	$ -	$ -	$ -	$ -	$ -
3030	T601001657	TEMP	2031 ILI Cutouts	FP-NMG Transm Specific-Replace	369.0	$ -	$ -	$ -	$ -	$ -	$ -	$ -
3031	T601001658	TEMP	2027 ILI Cutouts	FP-NMG Transm Specific-Replace	367.1	$ -	$ -	$ -	$ -	$ -	$ -	$ -
3032	T601001658	TEMP	2027 ILI Cutouts	FP-NMG Transm Specific-Replace	368.0	$ -	$ -	$ -	$ -	$ -	$ -	$ -
3033	T601001658	TEMP	2027 ILI Cutouts	FP-NMG Transm Specific-Replace	369.0	$ -	$ -	$ -	$ -	$ -	$ -	$ -
3034	T601001659	TEMP	2028 ILI cutouts	FP-NMG Transm Specific-Replace	367.1	$ -	$ -	$ -	$ -	$ -	$ -	$ -
3035	T601001659	TEMP	2028 ILI cutouts	FP-NMG Transm Specific-Replace	368.0	$ -	$ -	$ -	$ -	$ -	$ -	$ -
3036	T601001659	TEMP	2028 ILI cutouts	FP-NMG Transm Specific-Replace	369.0	$ -	$ -	$ -	$ -	$ -	$ -	$ -
3037	T601001660	TEMP	2029 ILI cutouts	FP-NMG Transm Specific-Replace	367.1	$ -	$ -	$ -	$ -	$ -	$ -	$ -
3038	T601001660	TEMP	2029 ILI cutouts	FP-NMG Transm Specific-Replace	368.0	$ -	$ -	$ -	$ -	$ -	$ -	$ -
3039	T601001660	TEMP	2029 ILI cutouts	FP-NMG Transm Specific-Replace	369.0	$ -	$ -	$ -	$ -	$ -	$ -	$ -
3040	T601001661	TEMP	2030 ILI Cutouts	FP-NMG Transm Specific-Replace	367.1	$ -	$ -	$ -	$ -	$ -	$ -	$ -
3041	T601001661	TEMP	2030 ILI Cutouts	FP-NMG Transm Specific-Replace	368.0	$ -	$ -	$ -	$ -	$ -	$ -	$ -
3042	T601001661	TEMP	2030 ILI Cutouts	FP-NMG Transm Specific-Replace	369.0	$ -	$ -	$ -	$ -	$ -	$ -	$ -
3043	T601001662	TEMP	2032 ILI Cutouts	FP-NMG Transm Specific-Replace	367.1	$ -	$ -	$ -	$ -	$ -	$ -	$ -
3044	T601001662	TEMP	2032 ILI Cutouts	FP-NMG Transm Specific-Replace	368.0	$ -	$ -	$ -	$ -	$ -	$ -	$ -
3045	T601001662	TEMP	2032 ILI Cutouts	FP-NMG Transm Specific-Replace	369.0	$ -	$ -	$ -	$ -	$ -	$ -	$ -
3046	T624001663	TEMP	HydroTest Hobbs Bypass Mainline	FP-NMG Transm Specific-Replace	367.1	$ -	$ -	$ -	$ -	$ -	$ -	$ -
3047	T624001663	TEMP	HydroTest Hobbs Bypass Mainline	FP-NMG Transm Specific-Replace	368.0	$ -	$ -	$ -	$ -	$ -	$ -	$ -
3048	T624001663	TEMP	HydroTest Hobbs Bypass Mainline	FP-NMG Transm Specific-Replace	369.0	$ -	$ -	$ -	$ -	$ -	$ -	$ -
3049	T660001664	TEMP	HydroTest Taos-Pilar to Taos Border Station	FP-NMG Transm Specific-Replace	367.1	$ -	$ -	$ -	$ -	$ -	$ -	$ -
3050	T660001664	TEMP	HydroTest Taos-Pilar to Taos Border Station	FP-NMG Transm Specific-Replace	368.0	$ -	$ -	$ -	$ -	$ -	$ -	$ -
3051	T660001664	TEMP	HydroTest Taos-Pilar to Taos Border Station	FP-NMG Transm Specific-Replace	369.0	$ -	$ -	$ -	$ -	$ -	$ -	$ -
3052	T680001665	TEMP	HydroTest ABQ LP Huerfano to DOE	FP-NMG Transm Specific-Replace	367.1	$ -	$ -	$ -	$ -	$ -	$ -	$ -
3053	T680001665	TEMP	HydroTest ABQ LP Huerfano to DOE	FP-NMG Transm Specific-Replace	368.0	$ -	$ -	$ -	$ -	$ -	$ -	$ -
3054	T680001665	TEMP	HydroTest ABQ LP Huerfano to DOE	FP-NMG Transm Specific-Replace	369.0	$ -	$ -	$ -	$ -	$ -	$ -	$ -
3055	680001666	TEMP	NW Farmington - AMR Project Phase II	FP-NMG Dist Residential Mtr-Replac	381.0	$ -	$ -	$ -	$ -	$ -	$ -	$ -
3056	680001667	PRE-09859	NW Farmington - Phase II AMR Project	FP-NMG Dist Residential Mtr-Replac	381.0	$ -	$ -	$ -	$ -	$ -	$ -	$ -
3057	T680001668	TEMP	HydroTest ABQ LP DOE to Lybrook	FP-NMG Transm Specific-Replace	367.1	$ -	$ -	$ -	$ -	$ -	$ -	$ -
3058	T680001668	TEMP	HydroTest ABQ LP DOE to Lybrook	FP-NMG Transm Specific-Replace	368.0	$ -	$ -	$ -	$ -	$ -	$ -	$ -
3059	T680001668	TEMP	HydroTest ABQ LP DOE to Lybrook	FP-NMG Transm Specific-Replace	369.0	$ -	$ -	$ -	$ -	$ -	$ -	$ -
3060	T680001669	TEMP	HydroTest ABQ LP Lybrook to Indian Springs	FP-NMG Transm Specific-Replace	367.1	$ -	$ -	$ -	$ -	$ -	$ -	$ -
3061	T680001669	TEMP	HydroTest ABQ LP Lybrook to Indian Springs	FP-NMG Transm Specific-Replace	368.0	$ -	$ -	$ -	$ -	$ -	$ -	$ -
3062	T680001669	TEMP	HydroTest ABQ LP Lybrook to Indian Springs	FP-NMG Transm Specific-Replace	369.0	$ -	$ -	$ -	$ -	$ -	$ -	$ -
3063	T621001670	TEMP	MAOP Replace Alamogordo A line BV1.5 to BV3	FP-NMG Transm Specific-Replace	367.1	$ -	$ -	$ -	$ -	$ -	$ -	$ -
3064	T621001670	TEMP	MAOP Replace Alamogordo A line BV1.5 to BV3	FP-NMG Transm Specific-Replace	368.0	$ -	$ -	$ -	$ -	$ -	$ -	$ -
3065	T621001670	TEMP	MAOP Replace Alamogordo A line BV1.5 to BV3	FP-NMG Transm Specific-Replace	369.0	$ -	$ -	$ -	$ -	$ -	$ -	$ -
3066	T621001671	TEMP	MAOP Replace Alamogordo A line BV3 to Holloman	FP-NMG Transm Specific-Replace	367.1	$ -	$ -	$ -	$ -	$ -	$ -	$ -
3067	T621001671	TEMP	MAOP Replace Alamogordo A line BV3 to Holloman	FP-NMG Transm Specific-Replace	368.0	$ -	$ -	$ -	$ -	$ -	$ -	$ -
3068	T621001671	TEMP	MAOP Replace Alamogordo A line BV3 to Holloman	FP-NMG Transm Specific-Replace	369.0	$ -	$ -	$ -	$ -	$ -	$ -	$ -
3069	T680001672	TEMP	HydroTest ABQ LP Indian Springs to Star Lake	FP-NMG Transm Specific-Replace	367.1	$ -	$ -	$ -	$ -	$ -	$ -	$ -
3070	T680001672	TEMP	HydroTest ABQ LP Indian Springs to Star Lake	FP-NMG Transm Specific-Replace	368.0	$ -	$ -	$ -	$ -	$ -	$ -	$ -
3071	T680001672	TEMP	HydroTest ABQ LP Indian Springs to Star Lake	FP-NMG Transm Specific-Replace	369.0	$ -	$ -	$ -	$ -	$ -	$ -	$ -
3072	T660001673	TEMP	Material Verification Cutouts- Questa 6in – Blueberry Hill to Red River Takeoff	FP-NMG Transm Specific-Replace	367.1	$ -	$ -	$ -	$ -	$ -	$ -	$ -
3073	T660001673	TEMP	Material Verification Cutouts- Questa 6in – Blueberry Hill to Red River Takeoff	FP-NMG Transm Specific-Replace	368.0	$ -	$ -	$ -	$ -	$ -	$ -	$ -
3074	T660001673	TEMP	Material Verification Cutouts- Questa 6in – Blueberry Hill to Red River Takeoff	FP-NMG Transm Specific-Replace	369.0	$ -	$ -	$ -	$ -	$ -	$ -	$ -
3075	T660001674	TEMP	MAOP Replace Taos ML Ottowi to Santa Clara (Esp#1)	FP-NMG Transm Specific-Replace	367.1	$ -	$ -	$ -	$ -	$ -	$ -	$ -
3076	T660001674	TEMP	MAOP Replace Taos ML Ottowi to Santa Clara (Esp#1)	FP-NMG Transm Specific-Replace	368.0	$ -	$ -	$ -	$ -	$ -	$ -	$ -
3077	T660001674	TEMP	MAOP Replace Taos ML Ottowi to Santa Clara (Esp#1)	FP-NMG Transm Specific-Replace	369.0	$ -	$ -	$ -	$ -	$ -	$ -	$ -
3078	T624001675	NEW-15515	Palmillo Meter Station	FP-NMG Transm Stations-New	369.0	$ -	$ -	$ -	$ -	$ -	$ -	$ -
3079	T680001676	TEMP	Material Verification Cutouts- Brazos Mainline - Dulce to Chama	FP-NMG Transm Specific-Replace	367.1	$ -	$ -	$ -	$ -	$ -	$ -	$ -
3080	T680001676	TEMP	Material Verification Cutouts- Brazos Mainline - Dulce to Chama	FP-NMG Transm Specific-Replace	368.0	$ -	$ -	$ -	$ -	$ -	$ -	$ -
3081	T680001676	TEMP	Material Verification Cutouts- Brazos Mainline - Dulce to Chama	FP-NMG Transm Specific-Replace	369.0	$ -	$ -	$ -	$ -	$ -	$ -	$ -
3082	T660001677	TEMP	Material Verification- Taos ML - Esp#1 to Velarde	FP-NMG Transm Specific-Replace	367.1	$ -	$ -	$ -	$ -	$ -	$ -	$ -
3083	T660001677	TEMP	Material Verification- Taos ML - Esp#1 to Velarde	FP-NMG Transm Specific-Replace	368.0	$ -	$ -	$ -	$ -	$ -	$ -	$ -

NEW MEXICO GAS COMPANY, INC.

Plant Gross Activity
Base Period - 12 Months Ending March 31, 2023
Future Test Year - 12 Months Ending September 30, 2025

	A	B	C	D	E	AB	AC	AD	AE	AF	AG	AH	AI
3	Investment Number	FP Number	Investment Name	FP Type	FERC Account	2/28/2025	3/31/2025	4/30/2025	5/31/2025	6/30/2025	7/31/2025	8/31/2025	9/30/2025
3028	T601001657	TEMP	2031 ILI Cutouts	FP-NMG Transm Specific-Replace	367.1	$ -	$ -	$ -	$ -	$ -	$ -	$ -	$ -
3029	T601001657	TEMP	2031 ILI Cutouts	FP-NMG Transm Specific-Replace	368.0	$ -	$ -	$ -	$ -	$ -	$ -	$ -	$ -
3030	T601001657	TEMP	2031 ILI Cutouts	FP-NMG Transm Specific-Replace	369.0	$ -	$ -	$ -	$ -	$ -	$ -	$ -	$ -
3031	T601001658	TEMP	2027 ILI Cutouts	FP-NMG Transm Specific-Replace	367.1	$ -	$ -	$ -	$ -	$ -	$ -	$ -	$ -
3032	T601001658	TEMP	2027 ILI Cutouts	FP-NMG Transm Specific-Replace	368.0	$ -	$ -	$ -	$ -	$ -	$ -	$ -	$ -
3033	T601001658	TEMP	2027 ILI Cutouts	FP-NMG Transm Specific-Replace	369.0	$ -	$ -	$ -	$ -	$ -	$ -	$ -	$ -
3034	T601001659	TEMP	2028 ILI cutouts	FP-NMG Transm Specific-Replace	367.1	$ -	$ -	$ -	$ -	$ -	$ -	$ -	$ -
3035	T601001659	TEMP	2028 ILI cutouts	FP-NMG Transm Specific-Replace	368.0	$ -	$ -	$ -	$ -	$ -	$ -	$ -	$ -
3036	T601001659	TEMP	2028 ILI cutouts	FP-NMG Transm Specific-Replace	369.0	$ -	$ -	$ -	$ -	$ -	$ -	$ -	$ -
3037	T601001660	TEMP	2029 ILI cutouts	FP-NMG Transm Specific-Replace	367.1	$ -	$ -	$ -	$ -	$ -	$ -	$ -	$ -
3038	T601001660	TEMP	2029 ILI cutouts	FP-NMG Transm Specific-Replace	368.0	$ -	$ -	$ -	$ -	$ -	$ -	$ -	$ -
3039	T601001660	TEMP	2029 ILI cutouts	FP-NMG Transm Specific-Replace	369.0	$ -	$ -	$ -	$ -	$ -	$ -	$ -	$ -
3040	T601001661	TEMP	2030 ILI Cutouts	FP-NMG Transm Specific-Replace	367.1	$ -	$ -	$ -	$ -	$ -	$ -	$ -	$ -
3041	T601001661	TEMP	2030 ILI Cutouts	FP-NMG Transm Specific-Replace	368.0	$ -	$ -	$ -	$ -	$ -	$ -	$ -	$ -
3042	T601001661	TEMP	2030 ILI Cutouts	FP-NMG Transm Specific-Replace	369.0	$ -	$ -	$ -	$ -	$ -	$ -	$ -	$ -
3043	T601001662	TEMP	2032 ILI Cutouts	FP-NMG Transm Specific-Replace	367.1	$ -	$ -	$ -	$ -	$ -	$ -	$ -	$ -
3044	T601001662	TEMP	2032 ILI Cutouts	FP-NMG Transm Specific-Replace	368.0	$ -	$ -	$ -	$ -	$ -	$ -	$ -	$ -
3045	T601001662	TEMP	2032 ILI Cutouts	FP-NMG Transm Specific-Replace	369.0	$ -	$ -	$ -	$ -	$ -	$ -	$ -	$ -
3046	T624001663	TEMP	HydroTest Hobbs Bypass Mainline	FP-NMG Transm Specific-Replace	367.1	$ -	$ -	$ -	$ -	$ -	$ -	$ -	$ -
3047	T624001663	TEMP	HydroTest Hobbs Bypass Mainline	FP-NMG Transm Specific-Replace	368.0	$ -	$ -	$ -	$ -	$ -	$ -	$ -	$ -
3048	T624001663	TEMP	HydroTest Hobbs Bypass Mainline	FP-NMG Transm Specific-Replace	369.0	$ -	$ -	$ -	$ -	$ -	$ -	$ -	$ -
3049	T660001664	TEMP	HydroTest Taos-Pilar to Taos Border Station	FP-NMG Transm Specific-Replace	367.1	$ -	$ -	$ -	$ -	$ -	$ -	$ -	$ -
3050	T660001664	TEMP	HydroTest Taos-Pilar to Taos Border Station	FP-NMG Transm Specific-Replace	368.0	$ -	$ -	$ -	$ -	$ -	$ -	$ -	$ -
3051	T660001664	TEMP	HydroTest Taos-Pilar to Taos Border Station	FP-NMG Transm Specific-Replace	369.0	$ -	$ -	$ -	$ -	$ -	$ -	$ -	$ -
3052	T680001665	TEMP	HydroTest ABQ LP Huerfano to DOE	FP-NMG Transm Specific-Replace	367.1	$ -	$ -	$ -	$ -	$ -	$ -	$ -	$ -
3053	T680001665	TEMP	HydroTest ABQ LP Huerfano to DOE	FP-NMG Transm Specific-Replace	368.0	$ -	$ -	$ -	$ -	$ -	$ -	$ -	$ -
3054	T680001665	TEMP	HydroTest ABQ LP Huerfano to DOE	FP-NMG Transm Specific-Replace	369.0	$ -	$ -	$ -	$ -	$ -	$ -	$ -	$ -
3055	680001666	TEMP	NW Farmington - AMR Project Phase II	FP-NMG Dist Residential Mtr-Replac	381.0	$ -	$ -	$ -	$ -	$ -	$ -	$ -	$ -
3056	680001667	PRE-09859	NW Farmington - Phase II AMR Project	FP-NMG Dist Residential Mtr-Replac	381.0	$ -	$ -	$ -	$ -	$ -	$ -	$ -	$ -
3057	T680001668	TEMP	HydroTest ABQ LP DOE to Lybrook	FP-NMG Transm Specific-Replace	367.1	$ -	$ -	$ -	$ -	$ -	$ -	$ -	$ -
3058	T680001668	TEMP	HydroTest ABQ LP DOE to Lybrook	FP-NMG Transm Specific-Replace	368.0	$ -	$ -	$ -	$ -	$ -	$ -	$ -	$ -
3059	T680001668	TEMP	HydroTest ABQ LP DOE to Lybrook	FP-NMG Transm Specific-Replace	369.0	$ -	$ -	$ -	$ -	$ -	$ -	$ -	$ -
3060	T680001669	TEMP	HydroTest ABQ LP Lybrook to Indian Springs	FP-NMG Transm Specific-Replace	367.1	$ -	$ -	$ -	$ -	$ -	$ -	$ -	$ -
3061	T680001669	TEMP	HydroTest ABQ LP Lybrook to Indian Springs	FP-NMG Transm Specific-Replace	368.0	$ -	$ -	$ -	$ -	$ -	$ -	$ -	$ -
3062	T680001669	TEMP	HydroTest ABQ LP Lybrook to Indian Springs	FP-NMG Transm Specific-Replace	369.0	$ -	$ -	$ -	$ -	$ -	$ -	$ -	$ -
3063	T621001670	TEMP	MAOP Replace Alamogordo A line BV1.5 to BV3	FP-NMG Transm Specific-Replace	367.1	$ -	$ -	$ -	$ -	$ -	$ -	$ -	$ -
3064	T621001670	TEMP	MAOP Replace Alamogordo A line BV1.5 to BV3	FP-NMG Transm Specific-Replace	368.0	$ -	$ -	$ -	$ -	$ -	$ -	$ -	$ -
3065	T621001670	TEMP	MAOP Replace Alamogordo A line BV1.5 to BV3	FP-NMG Transm Specific-Replace	369.0	$ -	$ -	$ -	$ -	$ -	$ -	$ -	$ -
3066	T621001671	TEMP	MAOP Replace Alamogordo A line BV3 to Holloman	FP-NMG Transm Specific-Replace	367.1	$ -	$ -	$ -	$ -	$ -	$ -	$ -	$ -
3067	T621001671	TEMP	MAOP Replace Alamogordo A line BV3 to Holloman	FP-NMG Transm Specific-Replace	368.0	$ -	$ -	$ -	$ -	$ -	$ -	$ -	$ -
3068	T621001671	TEMP	MAOP Replace Alamogordo A line BV3 to Holloman	FP-NMG Transm Specific-Replace	369.0	$ -	$ -	$ -	$ -	$ -	$ -	$ -	$ -
3069	T680001672	TEMP	HydroTest ABQ LP Indian Springs to Star Lake	FP-NMG Transm Specific-Replace	367.1	$ -	$ -	$ -	$ -	$ -	$ -	$ -	$ -
3070	T680001672	TEMP	HydroTest ABQ LP Indian Springs to Star Lake	FP-NMG Transm Specific-Replace	368.0	$ -	$ -	$ -	$ -	$ -	$ -	$ -	$ -
3071	T680001672	TEMP	HydroTest ABQ LP Indian Springs to Star Lake	FP-NMG Transm Specific-Replace	369.0	$ -	$ -	$ -	$ -	$ -	$ -	$ -	$ -
3072	T660001673	TEMP	Material Verification Cutouts- Questa 6in – Blueberry Hill to Red River Takeoff	FP-NMG Transm Specific-Replace	367.1	$ -	$ -	$ -	$ -	$ -	$ -	$ -	$ -
3073	T660001673	TEMP	Material Verification Cutouts- Questa 6in – Blueberry Hill to Red River Takeoff	FP-NMG Transm Specific-Replace	368.0	$ -	$ -	$ -	$ -	$ -	$ -	$ -	$ -
3074	T660001673	TEMP	Material Verification Cutouts- Questa 6in – Blueberry Hill to Red River Takeoff	FP-NMG Transm Specific-Replace	369.0	$ -	$ -	$ -	$ -	$ -	$ -	$ -	$ -
3075	T660001674	TEMP	MAOP Replace Taos ML Ottowi to Santa Clara (Esp#1)	FP-NMG Transm Specific-Replace	367.1	$ -	$ -	$ -	$ -	$ -	$ -	$ -	$ -
3076	T660001674	TEMP	MAOP Replace Taos ML Ottowi to Santa Clara (Esp#1)	FP-NMG Transm Specific-Replace	368.0	$ -	$ -	$ -	$ -	$ -	$ -	$ -	$ -
3077	T660001674	TEMP	MAOP Replace Taos ML Ottowi to Santa Clara (Esp#1)	FP-NMG Transm Specific-Replace	369.0	$ -	$ -	$ -	$ -	$ -	$ -	$ -	$ -
3078	T624001675	NEW-15515	Palmillo Meter Station	FP-NMG Transm Stations-New	369.0	$ -	$ -	$ -	$ -	$ -	$ -	$ -	$ -
3079	T680001676	TEMP	Material Verification Cutouts- Brazos Mainline - Dulce to Chama	FP-NMG Transm Specific-Replace	367.1	$ -	$ -	$ -	$ -	$ -	$ -	$ -	$ -
3080	T680001676	TEMP	Material Verification Cutouts- Brazos Mainline - Dulce to Chama	FP-NMG Transm Specific-Replace	368.0	$ -	$ -	$ -	$ -	$ -	$ -	$ -	$ -
3081	T680001676	TEMP	Material Verification Cutouts- Brazos Mainline - Dulce to Chama	FP-NMG Transm Specific-Replace	369.0	$ -	$ -	$ -	$ -	$ -	$ -	$ -	$ -
3082	T660001677	TEMP	Material Verification- Taos ML - Esp#1 to Velarde	FP-NMG Transm Specific-Replace	367.1	$ -	$ -	$ -	$ -	$ -	$ -	$ -	$ -
3083	T660001677	TEMP	Material Verification- Taos ML - Esp#1 to Velarde	FP-NMG Transm Specific-Replace	368.0	$ -	$ -	$ -	$ -	$ -	$ -	$ -	$ -

NEW MEXICO GAS COMPANY, INC.

Plant Gross Activity
Base Period - 12 Months Ending March 31, 2023
Future Test Year - 12 Months Ending September 30, 2025

	A	B	C	D	E	F	G	H	I	J	K	L
3	Investment Number	FP Number	Investment Name	FP Type	FERC Account	4/30/2023	5/31/2023	6/30/2023	7/31/2023	8/31/2023	9/30/2023	10/31/2023
3084	T660001677	TEMP	Material Verification- Taos ML - Esp#1 to Velarde	FP-NMG Transm Specific-Replace	369.0	$ -	$ -	$ -	$ -	$ -	$ -	$ -
3085	T660001678	TEMP	Hydrotest Questa 8in ML	FP-NMG Transm Specific-Replace	367.1	$ -	$ -	$ -	$ -	$ -	$ -	$ -
3086	T660001678	TEMP	Hydrotest Questa 8in ML	FP-NMG Transm Specific-Replace	368.0	$ -	$ -	$ -	$ -	$ -	$ -	$ -
3087	T660001678	TEMP	Hydrotest Questa 8in ML	FP-NMG Transm Specific-Replace	369.0	$ -	$ -	$ -	$ -	$ -	$ -	$ -
3088	T680001679	TEMP	HydroTest ABQ LP ML DOE to Lybrook	FP-NMG Transm Specific-Replace	367.1	$ -	$ -	$ -	$ -	$ -	$ -	$ -
3089	T680001679	TEMP	HydroTest ABQ LP ML DOE to Lybrook	FP-NMG Transm Specific-Replace	368.0	$ -	$ -	$ -	$ -	$ -	$ -	$ -
3090	T680001679	TEMP	HydroTest ABQ LP ML DOE to Lybrook	FP-NMG Transm Specific-Replace	369.0	$ -	$ -	$ -	$ -	$ -	$ -	$ -
3091	T624001680	TEMP	HydroTest - Roswell ML 10in Red Lake to S Hagerman	FP-NMG Transm Specific-Replace	367.1	$ -	$ -	$ -	$ -	$ -	$ -	$ -
3092	T624001680	TEMP	HydroTest - Roswell ML 10in Red Lake to S Hagerman	FP-NMG Transm Specific-Replace	368.0	$ -	$ -	$ -	$ -	$ -	$ -	$ -
3093	T624001680	TEMP	HydroTest - Roswell ML 10in Red Lake to S Hagerman	FP-NMG Transm Specific-Replace	369.0	$ -	$ -	$ -	$ -	$ -	$ -	$ -
3094	T680001681	TEMP	HydroTest Brazos-X47 to Dulce	FP-NMG Transm Specific-Replace	367.1	$ -	$ -	$ -	$ -	$ -	$ -	$ -
3095	T680001681	TEMP	HydroTest Brazos-X47 to Dulce	FP-NMG Transm Specific-Replace	368.0	$ -	$ -	$ -	$ -	$ -	$ -	$ -
3096	T680001681	TEMP	HydroTest Brazos-X47 to Dulce	FP-NMG Transm Specific-Replace	369.0	$ -	$ -	$ -	$ -	$ -	$ -	$ -
3097	T624001682	PRE-09866	Sug Delaware Basin Electro Corrector Replacement	FP-NMG Transm Stations-Replace	368.0	$ -	$ -	$ -	$ -	$ -	$ -	$ -
3098	T624001682	PRE-09866	Sug Delaware Basin Electro Corrector Replacement	FP-NMG Transm Stations-Replace	369.0	$ -	$ -	$ -	$ -	$ -	$ -	$ -
3099	601001683	NEW-15608	Hydrogen Blending Phase I: Leak Town Pilot	FP-NMG Land_Structures&Improven	390.0	$ -	$ -	$ -	$ -	$ -	$ -	$ -
3100	601001684	NCP-16164	MiniCluster Replacement	FP-NMG Office Furn & Equip	391.2	$ -	$ -	$ 659,923	$ -	$ -	$ -	$ -
3101	601001684	NCP-16164	MiniCluster Replacement	FP-NMG Office Furn & Equip	397.0	$ -	$ -	$ 24,747	$ -	$ -	$ -	$ -
3102	601001684	NCP-16164	MiniCluster Replacement	FP-NMG Office Furn & Equip	398.0	$ -	$ -	$ 140,234	$ -	$ -	$ -	$ -
3103	T624001685	PRE-09947	Erosion Mitigation- Lea County ML MP 4.3 (Near DCP 529)	FP-NMG Transm Specific-Replace	367.1	$ -	$ (4,116)	$ -	$ -	$ -	$ -	$ -
3104	T624001685	PRE-09947	Erosion Mitigation- Lea County ML MP 4.3 (Near DCP 529)	FP-NMG Transm Specific-Replace	368.0	$ -	$ (588)	$ -	$ -	$ -	$ -	$ -
3105	T624001685	PRE-09947	Erosion Mitigation- Lea County ML MP 4.3 (Near DCP 529)	FP-NMG Transm Specific-Replace	369.0	$ -	$ (1,176)	$ -	$ -	$ -	$ -	$ -
3106	T680001686	TEMP	HydroTest Brazos-Dulce to Chama	FP-NMG Transm Specific-Replace	367.1	$ -	$ -	$ -	$ -	$ -	$ -	$ -
3107	T680001686	TEMP	HydroTest Brazos-Dulce to Chama	FP-NMG Transm Specific-Replace	368.0	$ -	$ -	$ -	$ -	$ -	$ -	$ -
3108	T680001686	TEMP	HydroTest Brazos-Dulce to Chama	FP-NMG Transm Specific-Replace	369.0	$ -	$ -	$ -	$ -	$ -	$ -	$ -
3109	T660001687	TEMP	HydroTest Taos - Espanola#1 to Velarde Compressor	FP-NMG Transm Specific-Replace	367.1	$ -	$ -	$ -	$ -	$ -	$ -	$ -
3110	T660001687	TEMP	HydroTest Taos - Espanola#1 to Velarde Compressor	FP-NMG Transm Specific-Replace	368.0	$ -	$ -	$ -	$ -	$ -	$ -	$ -
3111	T660001687	TEMP	HydroTest Taos - Espanola#1 to Velarde Compressor	FP-NMG Transm Specific-Replace	369.0	$ -	$ -	$ -	$ -	$ -	$ -	$ -
3112	T660001688	TEMP	HydroTest Taos - Velarde Compressor to Rinconada	FP-NMG Transm Specific-Replace	367.1	$ -	$ -	$ -	$ -	$ -	$ -	$ -
3113	T660001688	TEMP	HydroTest Taos - Velarde Compressor to Rinconada	FP-NMG Transm Specific-Replace	368.0	$ -	$ -	$ -	$ -	$ -	$ -	$ -
3114	T660001688	TEMP	HydroTest Taos - Velarde Compressor to Rinconada	FP-NMG Transm Specific-Replace	369.0	$ -	$ -	$ -	$ -	$ -	$ -	$ -
3115	601001689	TEMP	Service Suite Upgrade/Replacement	FP-NMG Intangible	303.3	$ -	$ -	$ -	$ -	$ -	$ -	$ -
3116	601001690	TEMP	Web Portal Enhancements	FP-NMG Intangible	303.3	$ -	$ -	$ -	$ -	$ -	$ -	$ -
3117	T610001691	TEMP	Santa Fe Take Off replace 8" plug valve	FP-NMG Transm Stations-Replace	368.0	$ -	$ -	$ -	$ -	$ -	$ -	$ -
3118	T610001691	TEMP	Santa Fe Take Off replace 8" plug valve	FP-NMG Transm Stations-Replace	369.0	$ -	$ -	$ -	$ -	$ -	$ -	$ -
3119	T610001692	PRE-09908	Coronado Border Station Replace Valves	FP-NMG Transm Stations-Replace	368.0	$ -	$ -	$ -	$ -	$ 55,677	$ -	$ -
3120	T610001692	PRE-09908	Coronado Border Station Replace Valves	FP-NMG Transm Stations-Replace	369.0	$ -	$ -	$ -	$ -	$ 222,707	$ -	$ -
3121	T610001693	PRE-09932	Rio Puerco north of I-40 24" block valve	FP-NMG Transm Stations-Replace	368.0	$ -	$ -	$ -	$ -	$ -	$ -	$ -
3122	T610001693	PRE-09932	Rio Puerco north of I-40 24" block valve	FP-NMG Transm Stations-Replace	369.0	$ -	$ -	$ -	$ -	$ -	$ -	$ -
3123	601001694	NCP-16102	TECO - Corporate System Hardening Phase 1	FP-NMG Intangible	303.3	$ -	$ -	$ -	$ -	$ -	$ -	$ -
3124	601001695	NCP-16115	TECO - SOAR	FP-NMG Intangible	303.3	$ -	$ -	$ -	$ -	$ -	$ -	$ -
3125	601001696	NCP-16117	TECO - Enterprise Vulnerability Management	FP-NMG Intangible	303.3	$ -	$ 586	$ -	$ -	$ -	$ -	$ -
3126	601001697	NCP-16101	TECO - SAP Procurement Automation	FP-NMG Intangible	303.3	$ -	$ -	$ 794,116	$ -	$ -	$ -	$ -
3127	601001698	NCP-16118	TECO - 2022 ERP Technical Enhancement	FP-NMG Intangible	303.3	$ -	$ 87,226	$ -	$ -	$ -	$ -	$ -
3128	601001699	NCP-16119	TECO - ERP Hardware Refresh 2022	FP-NMG Intangible	303.3	$ -	$ 810	$ -	$ -	$ -	$ -	$ -
3129	601001700	NCP-16100	TECO - Payroll Optimization 2.0	FP-NMG Intangible	303.3	$ -	$ -	$ -	$ -	$ -	$ -	$ -
3130	601001701	NCP-16103	TECO - BW/4HANA Upgrade 2021	FP-NMG Intangible	303.3	$ -	$ -	$ -	$ -	$ -	$ -	$ -
3131	601001702	NCP-16177	TECO - SAP Upgrade 2023 (Enhancement Pack)	FP-NMG Intangible	303.3	$ -	$ -	$ -	$ -	$ -	$ -	$ -
3132	601001703	NCP-16180	TECO - ERP Enhancements 2023	FP-NMG Intangible	303.3	$ -	$ -	$ -	$ -	$ -	$ -	$ -
3133	601001704	NCP-16179	TECO - ERP Portfolio Optimization 2023	FP-NMG Intangible	303.3	$ -	$ -	$ -	$ -	$ -	$ -	$ -
3134	601001705	TEMP	TECO - SAP Upgrade 2024 (Enhancement Pack)	FP-NMG Intangible	303.3	$ -	$ -	$ -	$ -	$ -	$ -	$ -
3135	601001706	TEMP	TECO - ERP Enhancements 2024	FP-NMG Intangible	303.3	$ -	$ -	$ -	$ -	$ -	$ -	$ -
3136	601001707	TEMP	TECO - ERP Portfolio Optimization 2024	FP-NMG Intangible	303.3	$ -	$ -	$ -	$ -	$ -	$ -	$ -
3137	601001708	TEMP	TECO - ERP Enhancements 2025	FP-NMG Intangible	303.3	$ -	$ -	$ -	$ -	$ -	$ -	$ -
3138	601001709	TEMP	TECO - SAP Upgrade 2026 (upgrade to S4)	FP-NMG Intangible	303.3	$ -	$ -	$ -	$ -	$ -	$ -	$ -
3139	601001710	TEMP	TECO - ERP Enhancements 2026	FP-NMG Intangible	303.3	$ -	$ -	$ -	$ -	$ -	$ -	$ -

NEW MEXICO GAS COMPANY, INC.

Plant Gross Activity
Base Period - 12 Months Ending March 31, 2023
Future Test Year - 12 Months Ending September 30, 2025

	A	B	C	D	E	M	N	O	P	Q	R	S	T
3	Investment Number	FP Number	Investment Name	FP Type	FERC Account	11/30/2023	12/31/2023	1/31/2024	2/29/2024	3/31/2024	4/30/2024	5/31/2024	6/30/2024
3084	T660001677	TEMP	Material Verification- Taos ML - Esp#1 to Velarde	FP-NMG Transm Specific-Replace	369.0	$ -	$ -	$ -	$ -	$ -	$ -	$ -	$ -
3085	T660001678	TEMP	Hydrotest Questa 8in ML	FP-NMG Transm Specific-Replace	367.1	$ -	$ -	$ -	$ -	$ -	$ -	$ -	$ -
3086	T660001678	TEMP	Hydrotest Questa 8in ML	FP-NMG Transm Specific-Replace	368.0	$ -	$ -	$ -	$ -	$ -	$ -	$ -	$ -
3087	T660001678	TEMP	Hydrotest Questa 8in ML	FP-NMG Transm Specific-Replace	369.0	$ -	$ -	$ -	$ -	$ -	$ -	$ -	$ -
3088	T680001679	TEMP	HydroTest ABQ LP ML DOE to Lybrook	FP-NMG Transm Specific-Replace	367.1	$ -	$ -	$ -	$ -	$ -	$ -	$ -	$ -
3089	T680001679	TEMP	HydroTest ABQ LP ML DOE to Lybrook	FP-NMG Transm Specific-Replace	368.0	$ -	$ -	$ -	$ -	$ -	$ -	$ -	$ -
3090	T680001679	TEMP	HydroTest ABQ LP ML DOE to Lybrook	FP-NMG Transm Specific-Replace	369.0	$ -	$ -	$ -	$ -	$ -	$ -	$ -	$ -
3091	T624001680	TEMP	HydroTest - Roswell ML 10in Red Lake to S Hagerman	FP-NMG Transm Specific-Replace	367.1	$ -	$ -	$ -	$ -	$ -	$ -	$ -	$ -
3092	T624001680	TEMP	HydroTest - Roswell ML 10in Red Lake to S Hagerman	FP-NMG Transm Specific-Replace	368.0	$ -	$ -	$ -	$ -	$ -	$ -	$ -	$ -
3093	T624001680	TEMP	HydroTest - Roswell ML 10in Red Lake to S Hagerman	FP-NMG Transm Specific-Replace	369.0	$ -	$ -	$ -	$ -	$ -	$ -	$ -	$ -
3094	T680001681	TEMP	HydroTest Brazos-X47 to Dulce	FP-NMG Transm Specific-Replace	367.1	$ -	$ -	$ -	$ -	$ -	$ -	$ -	$ -
3095	T680001681	TEMP	HydroTest Brazos-X47 to Dulce	FP-NMG Transm Specific-Replace	368.0	$ -	$ -	$ -	$ -	$ -	$ -	$ -	$ -
3096	T680001681	TEMP	HydroTest Brazos-X47 to Dulce	FP-NMG Transm Specific-Replace	369.0	$ -	$ -	$ -	$ -	$ -	$ -	$ -	$ -
3097	T624001682	PRE-09866	Sug Delaware Basin Electro Corrector Replacement	FP-NMG Transm Stations-Replace	368.0	$ -	$ -	$ -	$ -	$ -	$ -	$ -	$ -
3098	T624001682	PRE-09866	Sug Delaware Basin Electro Corrector Replacement	FP-NMG Transm Stations-Replace	369.0	$ -	$ -	$ -	$ -	$ -	$ -	$ -	$ -
3099	601001683	NEW-15608	Hydrogen Blending Phase I: Leak Town Pilot	FP-NMG Land_Structures&Improven	390.0	$ -	$ -	$ -	$ -	$ -	$ -	$ -	$ -
3100	601001684	NCP-16164	MiniCluster Replacement	FP-NMG Office Furn & Equip	391.2	$ -	$ -	$ -	$ -	$ -	$ -	$ -	$ -
3101	601001684	NCP-16164	MiniCluster Replacement	FP-NMG Office Furn & Equip	397.0	$ -	$ -	$ -	$ -	$ -	$ -	$ -	$ -
3102	601001684	NCP-16164	MiniCluster Replacement	FP-NMG Office Furn & Equip	398.0	$ -	$ -	$ -	$ -	$ -	$ -	$ -	$ -
3103	T624001685	PRE-09947	Erosion Mitigation- Lea County ML MP 4.3 (Near DCP 529)	FP-NMG Transm Specific-Replace	367.1	$ -	$ -	$ -	$ -	$ -	$ -	$ -	$ -
3104	T624001685	PRE-09947	Erosion Mitigation- Lea County ML MP 4.3 (Near DCP 529)	FP-NMG Transm Specific-Replace	368.0	$ -	$ -	$ -	$ -	$ -	$ -	$ -	$ -
3105	T624001685	PRE-09947	Erosion Mitigation- Lea County ML MP 4.3 (Near DCP 529)	FP-NMG Transm Specific-Replace	369.0	$ -	$ -	$ -	$ -	$ -	$ -	$ -	$ -
3106	T680001686	TEMP	HydroTest Brazos-Dulce to Chama	FP-NMG Transm Specific-Replace	367.1	$ -	$ -	$ -	$ -	$ -	$ -	$ -	$ -
3107	T680001686	TEMP	HydroTest Brazos-Dulce to Chama	FP-NMG Transm Specific-Replace	368.0	$ -	$ -	$ -	$ -	$ -	$ -	$ -	$ -
3108	T680001686	TEMP	HydroTest Brazos-Dulce to Chama	FP-NMG Transm Specific-Replace	369.0	$ -	$ -	$ -	$ -	$ -	$ -	$ -	$ -
3109	T660001687	TEMP	HydroTest Taos - Espanola#1 to Velarde Compressor	FP-NMG Transm Specific-Replace	367.1	$ -	$ -	$ -	$ -	$ -	$ -	$ -	$ -
3110	T660001687	TEMP	HydroTest Taos - Espanola#1 to Velarde Compressor	FP-NMG Transm Specific-Replace	368.0	$ -	$ -	$ -	$ -	$ -	$ -	$ -	$ -
3111	T660001687	TEMP	HydroTest Taos - Espanola#1 to Velarde Compressor	FP-NMG Transm Specific-Replace	369.0	$ -	$ -	$ -	$ -	$ -	$ -	$ -	$ -
3112	T660001688	TEMP	HydroTest Taos - Velarde Compressor to Rinconada	FP-NMG Transm Specific-Replace	367.1	$ -	$ -	$ -	$ -	$ -	$ -	$ -	$ -
3113	T660001688	TEMP	HydroTest Taos - Velarde Compressor to Rinconada	FP-NMG Transm Specific-Replace	368.0	$ -	$ -	$ -	$ -	$ -	$ -	$ -	$ -
3114	T660001688	TEMP	HydroTest Taos - Velarde Compressor to Rinconada	FP-NMG Transm Specific-Replace	369.0	$ -	$ -	$ -	$ -	$ -	$ -	$ -	$ -
3115	601001689	TEMP	Service Suite Upgrade/Replacement	FP-NMG Intangible	303.3	$ -	$ -	$ -	$ -	$ -	$ -	$ -	$ -
3116	601001690	TEMP	Web Portal Enhancements	FP-NMG Intangible	303.3	$ -	$ -	$ -	$ -	$ -	$ -	$ -	$ -
3117	T610001691	TEMP	Santa Fe Take Off replace 8" plug valve	FP-NMG Transm Stations-Replace	368.0	$ -	$ -	$ -	$ -	$ -	$ -	$ -	$ -
3118	T610001691	TEMP	Santa Fe Take Off replace 8" plug valve	FP-NMG Transm Stations-Replace	369.0	$ -	$ -	$ -	$ -	$ -	$ -	$ -	$ -
3119	T610001692	PRE-09908	Coronado Border Station Replace Valves	FP-NMG Transm Stations-Replace	368.0	$ -	$ -	$ -	$ -	$ -	$ -	$ -	$ -
3120	T610001692	PRE-09908	Coronado Border Station Replace Valves	FP-NMG Transm Stations-Replace	369.0	$ -	$ -	$ -	$ -	$ -	$ -	$ -	$ -
3121	T610001693	PRE-09932	Rio Puerco north of I-40 24" block valve	FP-NMG Transm Stations-Replace	368.0	$ -	$ -	$ -	$ -	$ -	$ -	$ -	$ -
3122	T610001693	PRE-09932	Rio Puerco north of I-40 24" block valve	FP-NMG Transm Stations-Replace	369.0	$ -	$ -	$ -	$ -	$ -	$ -	$ -	$ -
3123	601001694	NCP-16102	TECO - Corporate System Hardening Phase 1	FP-NMG Intangible	303.3	$ -	$ -	$ -	$ -	$ -	$ -	$ -	$ -
3124	601001695	NCP-16115	TECO - SOAR	FP-NMG Intangible	303.3	$ -	$ -	$ -	$ -	$ -	$ -	$ -	$ -
3125	601001696	NCP-16117	TECO - Enterprise Vulnerability Management	FP-NMG Intangible	303.3	$ -	$ -	$ -	$ -	$ -	$ -	$ -	$ -
3126	601001697	NCP-16101	TECO - SAP Procurement Automation	FP-NMG Intangible	303.3	$ -	$ -	$ -	$ -	$ -	$ -	$ -	$ -
3127	601001698	NCP-16118	TECO - 2022 ERP Technical Enhancement	FP-NMG Intangible	303.3	$ -	$ -	$ -	$ -	$ -	$ -	$ -	$ -
3128	601001699	NCP-16119	TECO - ERP Hardware Refresh 2022	FP-NMG Intangible	303.3	$ -	$ -	$ -	$ -	$ -	$ -	$ -	$ -
3129	601001700	NCP-16100	TECO - Payroll Optimization 2.0	FP-NMG Intangible	303.3	$ 275,330	$ -	$ -	$ -	$ -	$ -	$ -	$ -
3130	601001701	NCP-16103	TECO - BW/4HANA Upgrade 2021	FP-NMG Intangible	303.3	$ -	$ -	$ -	$ -	$ -	$ -	$ -	$ -
3131	601001702	NCP-16177	TECO - SAP Upgrade 2023 (Enhancement Pack)	FP-NMG Intangible	303.3	$ -	$ -	$ -	$ -	$ -	$ -	$ -	$ -
3132	601001703	NCP-16180	TECO - ERP Enhancements 2023	FP-NMG Intangible	303.3	$ -	$ -	$ 118,895	$ -	$ -	$ -	$ -	$ -
3133	601001704	NCP-16179	TECO - ERP Portfolio Optimization 2023	FP-NMG Intangible	303.3	$ -	$ -	$ 60,067	$ -	$ -	$ -	$ -	$ -
3134	601001705	TEMP	TECO - SAP Upgrade 2024 (Enhancement Pack)	FP-NMG Intangible	303.3	$ -	$ -	$ -	$ -	$ -	$ -	$ -	$ -
3135	601001706	TEMP	TECO - ERP Enhancements 2024	FP-NMG Intangible	303.3	$ -	$ -	$ -	$ -	$ -	$ -	$ -	$ -
3136	601001707	TEMP	TECO - ERP Portfolio Optimization 2024	FP-NMG Intangible	303.3	$ -	$ -	$ -	$ -	$ -	$ -	$ -	$ -
3137	601001708	TEMP	TECO - ERP Enhancements 2025	FP-NMG Intangible	303.3	$ -	$ -	$ -	$ -	$ -	$ -	$ -	$ -
3138	601001709	TEMP	TECO - SAP Upgrade 2026 (upgrade to S4)	FP-NMG Intangible	303.3	$ -	$ -	$ -	$ -	$ -	$ -	$ -	$ -
3139	601001710	TEMP	TECO - ERP Enhancements 2026	FP-NMG Intangible	303.3	$ -	$ -	$ -	$ -	$ -	$ -	$ -	$ -

NEW MEXICO GAS COMPANY, INC.

Plant Gross Activity
Base Period - 12 Months Ending March 31, 2023
Future Test Year - 12 Months Ending September 30, 2025

	A	B	C	D	E	U	V	W	X	Y	Z	AA
3	Investment Number	FP Number	Investment Name	FP Type	FERC Account	7/31/2024	8/31/2024	9/30/2024	10/31/2024	11/30/2024	12/31/2024	1/31/2025
3084	T660001677	TEMP	Material Verification- Taos ML - Esp#1 to Velarde	FP-NMG Transm Specific-Replace	369.0	$ -	$ -	$ -	$ -	$ -	$ -	$ -
3085	T660001678	TEMP	Hydrotest Questa 8in ML	FP-NMG Transm Specific-Replace	367.1	$ -	$ -	$ -	$ -	$ -	$ -	$ -
3086	T660001678	TEMP	Hydrotest Questa 8in ML	FP-NMG Transm Specific-Replace	368.0	$ -	$ -	$ -	$ -	$ -	$ -	$ -
3087	T660001678	TEMP	Hydrotest Questa 8in ML	FP-NMG Transm Specific-Replace	369.0	$ -	$ -	$ -	$ -	$ -	$ -	$ -
3088	T680001679	TEMP	HydroTest ABQ LP ML DOE to Lybrook	FP-NMG Transm Specific-Replace	367.1	$ -	$ -	$ -	$ -	$ -	$ -	$ -
3089	T680001679	TEMP	HydroTest ABQ LP ML DOE to Lybrook	FP-NMG Transm Specific-Replace	368.0	$ -	$ -	$ -	$ -	$ -	$ -	$ -
3090	T680001679	TEMP	HydroTest ABQ LP ML DOE to Lybrook	FP-NMG Transm Specific-Replace	369.0	$ -	$ -	$ -	$ -	$ -	$ -	$ -
3091	T624001680	TEMP	HydroTest - Roswell ML 10in Red Lake to S Hagerman	FP-NMG Transm Specific-Replace	367.1	$ -	$ -	$ -	$ -	$ -	$ -	$ -
3092	T624001680	TEMP	HydroTest - Roswell ML 10in Red Lake to S Hagerman	FP-NMG Transm Specific-Replace	368.0	$ -	$ -	$ -	$ -	$ -	$ -	$ -
3093	T624001680	TEMP	HydroTest - Roswell ML 10in Red Lake to S Hagerman	FP-NMG Transm Specific-Replace	369.0	$ -	$ -	$ -	$ -	$ -	$ -	$ -
3094	T680001681	TEMP	HydroTest Brazos-X47 to Dulce	FP-NMG Transm Specific-Replace	367.1	$ -	$ -	$ -	$ -	$ -	$ -	$ -
3095	T680001681	TEMP	HydroTest Brazos-X47 to Dulce	FP-NMG Transm Specific-Replace	368.0	$ -	$ -	$ -	$ -	$ -	$ -	$ -
3096	T680001681	TEMP	HydroTest Brazos-X47 to Dulce	FP-NMG Transm Specific-Replace	369.0	$ -	$ -	$ -	$ -	$ -	$ -	$ -
3097	T624001682	PRE-09866	Sug Delaware Basin Electro Corrector Replacement	FP-NMG Transm Stations-Replace	368.0	$ -	$ -	$ -	$ -	$ -	$ -	$ -
3098	T624001682	PRE-09866	Sug Delaware Basin Electro Corrector Replacement	FP-NMG Transm Stations-Replace	369.0	$ -	$ -	$ -	$ -	$ -	$ -	$ -
3099	601001683	NEW-15608	Hydrogen Blending Phase I: Leak Town Pilot	FP-NMG Land_Structures&Improven	390.0	$ -	$ -	$ -	$ -	$ -	$ -	$ -
3100	601001684	NCP-16164	MiniCluster Replacement	FP-NMG Office Furn & Equip	391.2	$ -	$ -	$ -	$ -	$ -	$ -	$ -
3101	601001684	NCP-16164	MiniCluster Replacement	FP-NMG Office Furn & Equip	397.0	$ -	$ -	$ -	$ -	$ -	$ -	$ -
3102	601001684	NCP-16164	MiniCluster Replacement	FP-NMG Office Furn & Equip	398.0	$ -	$ -	$ -	$ -	$ -	$ -	$ -
3103	T624001685	PRE-09947	Erosion Mitigation- Lea County ML MP 4.3 (Near DCP 529)	FP-NMG Transm Specific-Replace	367.1	$ -	$ -	$ -	$ -	$ -	$ -	$ -
3104	T624001685	PRE-09947	Erosion Mitigation- Lea County ML MP 4.3 (Near DCP 529)	FP-NMG Transm Specific-Replace	368.0	$ -	$ -	$ -	$ -	$ -	$ -	$ -
3105	T624001685	PRE-09947	Erosion Mitigation- Lea County ML MP 4.3 (Near DCP 529)	FP-NMG Transm Specific-Replace	369.0	$ -	$ -	$ -	$ -	$ -	$ -	$ -
3106	T680001686	TEMP	HydroTest Brazos-Dulce to Chama	FP-NMG Transm Specific-Replace	367.1	$ -	$ -	$ -	$ -	$ -	$ -	$ -
3107	T680001686	TEMP	HydroTest Brazos-Dulce to Chama	FP-NMG Transm Specific-Replace	368.0	$ -	$ -	$ -	$ -	$ -	$ -	$ -
3108	T680001686	TEMP	HydroTest Brazos-Dulce to Chama	FP-NMG Transm Specific-Replace	369.0	$ -	$ -	$ -	$ -	$ -	$ -	$ -
3109	T660001687	TEMP	HydroTest Taos - Espanola#1 to Velarde Compressor	FP-NMG Transm Specific-Replace	367.1	$ -	$ -	$ -	$ -	$ -	$ -	$ -
3110	T660001687	TEMP	HydroTest Taos - Espanola#1 to Velarde Compressor	FP-NMG Transm Specific-Replace	368.0	$ -	$ -	$ -	$ -	$ -	$ -	$ -
3111	T660001687	TEMP	HydroTest Taos - Espanola#1 to Velarde Compressor	FP-NMG Transm Specific-Replace	369.0	$ -	$ -	$ -	$ -	$ -	$ -	$ -
3112	T660001688	TEMP	HydroTest Taos - Velarde Compressor to Rinconada	FP-NMG Transm Specific-Replace	367.1	$ -	$ -	$ -	$ -	$ -	$ -	$ -
3113	T660001688	TEMP	HydroTest Taos - Velarde Compressor to Rinconada	FP-NMG Transm Specific-Replace	368.0	$ -	$ -	$ -	$ -	$ -	$ -	$ -
3114	T660001688	TEMP	HydroTest Taos - Velarde Compressor to Rinconada	FP-NMG Transm Specific-Replace	369.0	$ -	$ -	$ -	$ -	$ -	$ -	$ -
3115	601001689	TEMP	Service Suite Upgrade/Replacement	FP-NMG Intangible	303.3	$ -	$ -	$ -	$ -	$ -	$ -	$ -
3116	601001690	TEMP	Web Portal Enhancements	FP-NMG Intangible	303.3	$ -	$ -	$ -	$ -	$ -	$ -	$ -
3117	T610001691	TEMP	Santa Fe Take Off replace 8" plug valve	FP-NMG Transm Stations-Replace	368.0	$ -	$ -	$ -	$ -	$ -	$ -	$ -
3118	T610001691	TEMP	Santa Fe Take Off replace 8" plug valve	FP-NMG Transm Stations-Replace	369.0	$ -	$ -	$ -	$ -	$ -	$ -	$ -
3119	T610001692	PRE-09908	Coronado Border Station Replace Valves	FP-NMG Transm Stations-Replace	368.0	$ -	$ -	$ -	$ -	$ -	$ -	$ -
3120	T610001692	PRE-09908	Coronado Border Station Replace Valves	FP-NMG Transm Stations-Replace	369.0	$ -	$ -	$ -	$ -	$ -	$ -	$ -
3121	T610001693	PRE-09932	Rio Puerco north of I-40 24" block valve	FP-NMG Transm Stations-Replace	368.0	$ -	$ -	$ -	$ -	$ -	$ -	$ -
3122	T610001693	PRE-09932	Rio Puerco north of I-40 24" block valve	FP-NMG Transm Stations-Replace	369.0	$ -	$ -	$ -	$ -	$ -	$ -	$ -
3123	601001694	NCP-16102	TECO - Corporate System Hardening Phase 1	FP-NMG Intangible	303.3	$ -	$ -	$ -	$ -	$ -	$ -	$ -
3124	601001695	NCP-16115	TECO - SOAR	FP-NMG Intangible	303.3	$ -	$ -	$ -	$ -	$ -	$ -	$ -
3125	601001696	NCP-16117	TECO - Enterprise Vulnerability Management	FP-NMG Intangible	303.3	$ -	$ -	$ -	$ -	$ -	$ -	$ -
3126	601001697	NCP-16101	TECO - SAP Procurement Automation	FP-NMG Intangible	303.3	$ -	$ -	$ -	$ -	$ -	$ -	$ -
3127	601001698	NCP-16118	TECO - 2022 ERP Technical Enhancement	FP-NMG Intangible	303.3	$ -	$ -	$ -	$ -	$ -	$ -	$ -
3128	601001699	NCP-16119	TECO - ERP Hardware Refresh 2022	FP-NMG Intangible	303.3	$ -	$ -	$ -	$ -	$ -	$ -	$ -
3129	601001700	NCP-16100	TECO - Payroll Optimization 2.0	FP-NMG Intangible	303.3	$ -	$ -	$ -	$ -	$ -	$ -	$ -
3130	601001701	NCP-16103	TECO - BW/4HANA Upgrade 2021	FP-NMG Intangible	303.3	$ -	$ -	$ -	$ -	$ -	$ -	$ -
3131	601001702	NCP-16177	TECO - SAP Upgrade 2023 (Enhancement Pack)	FP-NMG Intangible	303.3	$ -	$ -	$ -	$ -	$ -	$ -	$ -
3132	601001703	NCP-16180	TECO - ERP Enhancements 2023	FP-NMG Intangible	303.3	$ -	$ -	$ -	$ -	$ -	$ -	$ -
3133	601001704	NCP-16179	TECO - ERP Portfolio Optimization 2023	FP-NMG Intangible	303.3	$ -	$ -	$ -	$ -	$ -	$ -	$ -
3134	601001705	TEMP	TECO - SAP Upgrade 2024 (Enhancement Pack)	FP-NMG Intangible	303.3	$ -	$ -	$ -	$ -	$ -	$ -	$ 458,841
3135	601001706	TEMP	TECO - ERP Enhancements 2024	FP-NMG Intangible	303.3	$ -	$ -	$ -	$ -	$ -	$ -	$ -
3136	601001707	TEMP	TECO - ERP Portfolio Optimization 2024	FP-NMG Intangible	303.3	$ -	$ -	$ -	$ -	$ -	$ -	$ -
3137	601001708	TEMP	TECO - ERP Enhancements 2025	FP-NMG Intangible	303.3	$ -	$ -	$ -	$ -	$ -	$ -	$ -
3138	601001709	TEMP	TECO - SAP Upgrade 2026 (upgrade to S4)	FP-NMG Intangible	303.3	$ -	$ -	$ -	$ -	$ -	$ -	$ -
3139	601001710	TEMP	TECO - ERP Enhancements 2026	FP-NMG Intangible	303.3	$ -	$ -	$ -	$ -	$ -	$ -	$ -

NEW MEXICO GAS COMPANY, INC.

Plant Gross Activity
Base Period - 12 Months Ending March 31, 2023
Future Test Year - 12 Months Ending September 30, 2025

	A	B	C	D	E	AB	AC	AD	AE	AF	AG	AH	AI
3	Investment Number	FP Number	Investment Name	FP Type	FERC Account	2/28/2025	3/31/2025	4/30/2025	5/31/2025	6/30/2025	7/31/2025	8/31/2025	9/30/2025
3084	T660001677	TEMP	Material Verification- Taos ML - Esp#1 to Velarde	FP-NMG Transm Specific-Replace	369.0	$ -	$ -	$ -	$ -	$ -	$ -	$ -	$ -
3085	T660001678	TEMP	Hydrotest Questa 8in ML	FP-NMG Transm Specific-Replace	367.1	$ -	$ -	$ -	$ -	$ -	$ -	$ -	$ -
3086	T660001678	TEMP	Hydrotest Questa 8in ML	FP-NMG Transm Specific-Replace	368.0	$ -	$ -	$ -	$ -	$ -	$ -	$ -	$ -
3087	T660001678	TEMP	Hydrotest Questa 8in ML	FP-NMG Transm Specific-Replace	369.0	$ -	$ -	$ -	$ -	$ -	$ -	$ -	$ -
3088	T680001679	TEMP	HydroTest ABQ LP ML DOE to Lybrook	FP-NMG Transm Specific-Replace	367.1	$ -	$ -	$ -	$ -	$ -	$ -	$ -	$ -
3089	T680001679	TEMP	HydroTest ABQ LP ML DOE to Lybrook	FP-NMG Transm Specific-Replace	368.0	$ -	$ -	$ -	$ -	$ -	$ -	$ -	$ -
3090	T680001679	TEMP	HydroTest ABQ LP ML DOE to Lybrook	FP-NMG Transm Specific-Replace	369.0	$ -	$ -	$ -	$ -	$ -	$ -	$ -	$ -
3091	T624001680	TEMP	HydroTest - Roswell ML 10in Red Lake to S Hagerman	FP-NMG Transm Specific-Replace	367.1	$ -	$ -	$ -	$ -	$ -	$ -	$ -	$ -
3092	T624001680	TEMP	HydroTest - Roswell ML 10in Red Lake to S Hagerman	FP-NMG Transm Specific-Replace	368.0	$ -	$ -	$ -	$ -	$ -	$ -	$ -	$ -
3093	T624001680	TEMP	HydroTest - Roswell ML 10in Red Lake to S Hagerman	FP-NMG Transm Specific-Replace	369.0	$ -	$ -	$ -	$ -	$ -	$ -	$ -	$ -
3094	T680001681	TEMP	HydroTest Brazos-X47 to Dulce	FP-NMG Transm Specific-Replace	367.1	$ -	$ -	$ -	$ -	$ -	$ -	$ -	$ -
3095	T680001681	TEMP	HydroTest Brazos-X47 to Dulce	FP-NMG Transm Specific-Replace	368.0	$ -	$ -	$ -	$ -	$ -	$ -	$ -	$ -
3096	T680001681	TEMP	HydroTest Brazos-X47 to Dulce	FP-NMG Transm Specific-Replace	369.0	$ -	$ -	$ -	$ -	$ -	$ -	$ -	$ -
3097	T624001682	PRE-09866	Sug Delaware Basin Electro Corrector Replacement	FP-NMG Transm Stations-Replace	368.0	$ -	$ -	$ -	$ -	$ -	$ -	$ -	$ -
3098	T624001682	PRE-09866	Sug Delaware Basin Electro Corrector Replacement	FP-NMG Transm Stations-Replace	369.0	$ -	$ -	$ -	$ -	$ -	$ -	$ -	$ -
3099	601001683	NEW-15608	Hydrogen Blending Phase I: Leak Town Pilot	FP-NMG Land_Structures&Improven	390.0	$ -	$ -	$ -	$ -	$ -	$ -	$ -	$ -
3100	601001684	NCP-16164	MiniCluster Replacement	FP-NMG Office Furn & Equip	391.2	$ -	$ -	$ -	$ -	$ -	$ -	$ -	$ -
3101	601001684	NCP-16164	MiniCluster Replacement	FP-NMG Office Furn & Equip	397.0	$ -	$ -	$ -	$ -	$ -	$ -	$ -	$ -
3102	601001684	NCP-16164	MiniCluster Replacement	FP-NMG Office Furn & Equip	398.0	$ -	$ -	$ -	$ -	$ -	$ -	$ -	$ -
3103	T624001685	PRE-09947	Erosion Mitigation- Lea County ML MP 4.3 (Near DCP 529)	FP-NMG Transm Specific-Replace	367.1	$ -	$ -	$ -	$ -	$ -	$ -	$ -	$ -
3104	T624001685	PRE-09947	Erosion Mitigation- Lea County ML MP 4.3 (Near DCP 529)	FP-NMG Transm Specific-Replace	368.0	$ -	$ -	$ -	$ -	$ -	$ -	$ -	$ -
3105	T624001685	PRE-09947	Erosion Mitigation- Lea County ML MP 4.3 (Near DCP 529)	FP-NMG Transm Specific-Replace	369.0	$ -	$ -	$ -	$ -	$ -	$ -	$ -	$ -
3106	T680001686	TEMP	HydroTest Brazos-Dulce to Chama	FP-NMG Transm Specific-Replace	367.1	$ -	$ -	$ -	$ -	$ -	$ -	$ -	$ -
3107	T680001686	TEMP	HydroTest Brazos-Dulce to Chama	FP-NMG Transm Specific-Replace	368.0	$ -	$ -	$ -	$ -	$ -	$ -	$ -	$ -
3108	T680001686	TEMP	HydroTest Brazos-Dulce to Chama	FP-NMG Transm Specific-Replace	369.0	$ -	$ -	$ -	$ -	$ -	$ -	$ -	$ -
3109	T660001687	TEMP	HydroTest Taos - Espanola#1 to Velarde Compressor	FP-NMG Transm Specific-Replace	367.1	$ -	$ -	$ -	$ -	$ -	$ -	$ -	$ -
3110	T660001687	TEMP	HydroTest Taos - Espanola#1 to Velarde Compressor	FP-NMG Transm Specific-Replace	368.0	$ -	$ -	$ -	$ -	$ -	$ -	$ -	$ -
3111	T660001687	TEMP	HydroTest Taos - Espanola#1 to Velarde Compressor	FP-NMG Transm Specific-Replace	369.0	$ -	$ -	$ -	$ -	$ -	$ -	$ -	$ -
3112	T660001688	TEMP	HydroTest Taos - Velarde Compressor to Rinconada	FP-NMG Transm Specific-Replace	367.1	$ -	$ -	$ -	$ -	$ -	$ -	$ -	$ -
3113	T660001688	TEMP	HydroTest Taos - Velarde Compressor to Rinconada	FP-NMG Transm Specific-Replace	368.0	$ -	$ -	$ -	$ -	$ -	$ -	$ -	$ -
3114	T660001688	TEMP	HydroTest Taos - Velarde Compressor to Rinconada	FP-NMG Transm Specific-Replace	369.0	$ -	$ -	$ -	$ -	$ -	$ -	$ -	$ -
3115	601001689	TEMP	Service Suite Upgrade/Replacement	FP-NMG Intangible	303.3	$ -	$ -	$ -	$ -	$ -	$ -	$ -	$ -
3116	601001690	TEMP	Web Portal Enhancements	FP-NMG Intangible	303.3	$ -	$ -	$ -	$ -	$ -	$ -	$ -	$ -
3117	T610001691	TEMP	Santa Fe Take Off replace 8" plug valve	FP-NMG Transm Stations-Replace	368.0	$ -	$ -	$ -	$ -	$ -	$ -	$ -	$ -
3118	T610001691	TEMP	Santa Fe Take Off replace 8" plug valve	FP-NMG Transm Stations-Replace	369.0	$ -	$ -	$ -	$ -	$ -	$ -	$ -	$ -
3119	T610001692	PRE-09908	Coronado Border Station Replace Valves	FP-NMG Transm Stations-Replace	368.0	$ -	$ -	$ -	$ -	$ -	$ -	$ -	$ -
3120	T610001692	PRE-09908	Coronado Border Station Replace Valves	FP-NMG Transm Stations-Replace	369.0	$ -	$ -	$ -	$ -	$ -	$ -	$ -	$ -
3121	T610001693	PRE-09932	Rio Puerco north of I-40 24" block valve	FP-NMG Transm Stations-Replace	368.0	$ -	$ -	$ -	$ -	$ -	$ -	$ -	$ -
3122	T610001693	PRE-09932	Rio Puerco north of I-40 24" block valve	FP-NMG Transm Stations-Replace	369.0	$ -	$ -	$ -	$ -	$ -	$ -	$ -	$ -
3123	601001694	NCP-16102	TECO - Corporate System Hardening Phase 1	FP-NMG Intangible	303.3	$ -	$ -	$ -	$ -	$ -	$ -	$ -	$ -
3124	601001695	NCP-16115	TECO - SOAR	FP-NMG Intangible	303.3	$ -	$ -	$ -	$ -	$ -	$ -	$ -	$ -
3125	601001696	NCP-16117	TECO - Enterprise Vulnerability Management	FP-NMG Intangible	303.3	$ -	$ -	$ -	$ -	$ -	$ -	$ -	$ -
3126	601001697	NCP-16101	TECO - SAP Procurement Automation	FP-NMG Intangible	303.3	$ -	$ -	$ -	$ -	$ -	$ -	$ -	$ -
3127	601001698	NCP-16118	TECO - 2022 ERP Technical Enhancement	FP-NMG Intangible	303.3	$ -	$ -	$ -	$ -	$ -	$ -	$ -	$ -
3128	601001699	NCP-16119	TECO - ERP Hardware Refresh 2022	FP-NMG Intangible	303.3	$ -	$ -	$ -	$ -	$ -	$ -	$ -	$ -
3129	601001700	NCP-16100	TECO - Payroll Optimization 2.0	FP-NMG Intangible	303.3	$ -	$ -	$ -	$ -	$ -	$ -	$ -	$ -
3130	601001701	NCP-16103	TECO - BW/4HANA Upgrade 2021	FP-NMG Intangible	303.3	$ -	$ -	$ -	$ -	$ -	$ -	$ -	$ -
3131	601001702	NCP-16177	TECO - SAP Upgrade 2023 (Enhancement Pack)	FP-NMG Intangible	303.3	$ -	$ -	$ -	$ -	$ -	$ -	$ -	$ -
3132	601001703	NCP-16180	TECO - ERP Enhancements 2023	FP-NMG Intangible	303.3	$ -	$ -	$ -	$ -	$ -	$ -	$ -	$ -
3133	601001704	NCP-16179	TECO - ERP Portfolio Optimization 2023	FP-NMG Intangible	303.3	$ -	$ -	$ -	$ -	$ -	$ -	$ -	$ -
3134	601001705	TEMP	TECO - SAP Upgrade 2024 (Enhancement Pack)	FP-NMG Intangible	303.3	$ -	$ -	$ -	$ -	$ -	$ -	$ -	$ -
3135	601001706	TEMP	TECO - ERP Enhancements 2024	FP-NMG Intangible	303.3	$ -	$ -	$ -	$ -	$ -	$ -	$ -	$ -
3136	601001707	TEMP	TECO - ERP Portfolio Optimization 2024	FP-NMG Intangible	303.3	$ -	$ -	$ -	$ -	$ -	$ -	$ -	$ -
3137	601001708	TEMP	TECO - ERP Enhancements 2025	FP-NMG Intangible	303.3	$ -	$ -	$ -	$ -	$ -	$ -	$ -	$ -
3138	601001709	TEMP	TECO - SAP Upgrade 2026 (upgrade to S4)	FP-NMG Intangible	303.3	$ -	$ -	$ -	$ -	$ -	$ -	$ -	$ -
3139	601001710	TEMP	TECO - ERP Enhancements 2026	FP-NMG Intangible	303.3	$ -	$ -	$ -	$ -	$ -	$ -	$ -	$ -

NEW MEXICO GAS COMPANY, INC.

Plant Gross Activity
Base Period - 12 Months Ending March 31, 2023
Future Test Year - 12 Months Ending September 30, 2025

	A	B	C	D	E	F	G	H	I	J	K	L
3	Investment Number	FP Number	Investment Name	FP Type	FERC Account	4/30/2023	5/31/2023	6/30/2023	7/31/2023	8/31/2023	9/30/2023	10/31/2023
3140	601001711	TEMP	TECO - EDR/Ent Threat Mediation Tool	FP-NMG Intangible	303.3	$ -	$ -	$ -	$ -	$ -	$ -	$ -
3141	601001712	TEMP	TECO - Deception Technology 2026	FP-NMG Intangible	303.3	$ -	$ -	$ -	$ -	$ -	$ -	$ -
3142	601001713	NCP-16178	TECO - Incident Response Forensic Solution	FP-NMG Intangible	303.3	$ -	$ -	$ -	$ -	$ 8,607	$ -	$ -
3143	601001714	TEMP	TECO - PGP Replacement	FP-NMG Intangible	303.3	$ -	$ -	$ -	$ -	$ -	$ -	$ -
3144	601001715	TEMP	Enterprise Asset Management Solution	FP-NMG Intangible	303.3	$ -	$ -	$ -	$ -	$ -	$ -	$ -
3145	601001716	TEMP	Misc Infrastructure Hardware Blanket	FP-NMG Office Furn & Equip	391.2	$ -	$ -	$ -	$ -	$ -	$ -	$ -
3146	601001716	TEMP	Misc Infrastructure Hardware Blanket	FP-NMG Office Furn & Equip	397.0	$ -	$ -	$ -	$ -	$ -	$ -	$ -
3147	601001716	TEMP	Misc Infrastructure Hardware Blanket	FP-NMG Office Furn & Equip	398.0	$ -	$ -	$ -	$ -	$ -	$ -	$ -
3148	601001717	TEMP	Misc Infrastructure Hardware Blanket	FP-NMG Office Furn & Equip	391.2	$ -	$ -	$ -	$ -	$ -	$ -	$ -
3149	601001717	TEMP	Misc Infrastructure Hardware Blanket	FP-NMG Office Furn & Equip	397.0	$ -	$ -	$ -	$ -	$ -	$ -	$ -
3150	601001717	TEMP	Misc Infrastructure Hardware Blanket	FP-NMG Office Furn & Equip	398.0	$ -	$ -	$ -	$ -	$ -	$ -	$ -
3151	601001718	TEMP	Misc Infrastructure Hardware Blanket	FP-NMG Office Furn & Equip	391.2	$ -	$ -	$ -	$ -	$ -	$ -	$ -
3152	601001718	TEMP	Misc Infrastructure Hardware Blanket	FP-NMG Office Furn & Equip	397.0	$ -	$ -	$ -	$ -	$ -	$ -	$ -
3153	601001718	TEMP	Misc Infrastructure Hardware Blanket	FP-NMG Office Furn & Equip	398.0	$ -	$ -	$ -	$ -	$ -	$ -	$ -
3154	601001719	TEMP	Video Security Upgrade (2025)	FP-NMG Office Furn & Equip	391.2	$ -	$ -	$ -	$ -	$ -	$ -	$ -
3155	601001719	TEMP	Video Security Upgrade (2025)	FP-NMG Office Furn & Equip	397.0	$ -	$ -	$ -	$ -	$ -	$ -	$ -
3156	601001719	TEMP	Video Security Upgrade (2025)	FP-NMG Office Furn & Equip	398.0	$ -	$ -	$ -	$ -	$ -	$ -	$ -
3157	601001720	TEMP	Check Point Measurement, MPLS, PCI	FP-NMG Office Furn & Equip	391.2	$ -	$ -	$ -	$ -	$ -	$ -	$ -
3158	601001720	TEMP	Check Point Measurement, MPLS, PCI	FP-NMG Office Furn & Equip	397.0	$ -	$ -	$ -	$ -	$ -	$ -	$ -
3159	601001720	TEMP	Check Point Measurement, MPLS, PCI	FP-NMG Office Furn & Equip	398.0	$ -	$ -	$ -	$ -	$ -	$ -	$ -
3160	601001721	TEMP	NetBackup Refresh	FP-NMG Office Furn & Equip	391.2	$ -	$ -	$ -	$ -	$ -	$ -	$ -
3161	601001721	TEMP	NetBackup Refresh	FP-NMG Office Furn & Equip	397.0	$ -	$ -	$ -	$ -	$ -	$ -	$ -
3162	601001721	TEMP	NetBackup Refresh	FP-NMG Office Furn & Equip	398.0	$ -	$ -	$ -	$ -	$ -	$ -	$ -
3163	601001722	TEMP	SCADA Workstation Refresh	FP-NMG Office Furn & Equip	391.2	$ -	$ -	$ -	$ -	$ -	$ -	$ -
3164	601001722	TEMP	SCADA Workstation Refresh	FP-NMG Office Furn & Equip	397.0	$ -	$ -	$ -	$ -	$ -	$ -	$ -
3165	601001722	TEMP	SCADA Workstation Refresh	FP-NMG Office Furn & Equip	398.0	$ -	$ -	$ -	$ -	$ -	$ -	$ -
3166	601001723	TEMP	SQL/Oracle Backup Server Refresh	FP-NMG Office Furn & Equip	391.2	$ -	$ -	$ -	$ -	$ -	$ -	$ -
3167	601001723	TEMP	SQL/Oracle Backup Server Refresh	FP-NMG Office Furn & Equip	397.0	$ -	$ -	$ -	$ -	$ -	$ -	$ -
3168	601001723	TEMP	SQL/Oracle Backup Server Refresh	FP-NMG Office Furn & Equip	398.0	$ -	$ -	$ -	$ -	$ -	$ -	$ -
3169	601001724	TEMP	Server Infra - UCS/E Server Blades - Remote Off.	FP-NMG Land_Structures&Improven	390.0	$ -	$ -	$ -	$ -	$ -	$ -	$ -
3170	601001725	TEMP	Collaboration ESX Server	FP-NMG Office Furn & Equip	391.2	$ -	$ -	$ -	$ -	$ -	$ -	$ -
3171	601001725	TEMP	Collaboration ESX Server	FP-NMG Office Furn & Equip	397.0	$ -	$ -	$ -	$ -	$ -	$ -	$ -
3172	601001725	TEMP	Collaboration ESX Server	FP-NMG Office Furn & Equip	398.0	$ -	$ -	$ -	$ -	$ -	$ -	$ -
3173	T624001726	PRE-09868	Retire Dublin Ranch Station - Malaga ML Ext	FP-NMG Transm Stations-Replace	368.0	$ -	$ -	$ -	$ -	$ -	$ -	$ -
3174	T624001726	PRE-09868	Retire Dublin Ranch Station - Malaga ML Ext	FP-NMG Transm Stations-Replace	369.0	$ -	$ -	$ -	$ -	$ -	$ -	$ -
3175	601001727	NCP-16104	TECO - RCC Tax Process Automation	FP-NMG Intangible	303.3	$ -	$ -	$ -	$ -	$ -	$ -	$ -
3176	T610001729	PRE-09869	Tijeras Arroyo Bridge Remove Abandoned Underground Pipe	FP-NMG Transm Mains-Replace	367.1	$ -	$ -	$ -	$ -	$ -	$ -	$ -
3177	627001731	TEMP	Lovington Main and Service Replacements - 15s36e31c	FP-NMG Dist Specific-Replace	376.1	$ -	$ -	$ -	$ -	$ -	$ -	$ -
3178	627001731	TEMP	Lovington Main and Service Replacements - 15s36e31c	FP-NMG Dist Specific-Replace	376.2	$ -	$ -	$ -	$ -	$ -	$ -	$ -
3179	627001731	TEMP	Lovington Main and Service Replacements - 15s36e31c	FP-NMG Dist Specific-Replace	376.4	$ -	$ -	$ -	$ -	$ -	$ -	$ -
3180	627001731	TEMP	Lovington Main and Service Replacements - 15s36e31c	FP-NMG Dist Specific-Replace	380.0	$ -	$ -	$ -	$ -	$ -	$ -	$ -
3181	684001732	TEMP	Gallup E Coal Ave Main and Service Replacements	FP-NMG Dist Specific-Replace	376.1	$ -	$ -	$ -	$ -	$ -	$ -	$ -
3182	684001732	TEMP	Gallup E Coal Ave Main and Service Replacements	FP-NMG Dist Specific-Replace	376.2	$ -	$ -	$ -	$ -	$ -	$ -	$ -
3183	684001732	TEMP	Gallup E Coal Ave Main and Service Replacements	FP-NMG Dist Specific-Replace	376.4	$ -	$ -	$ -	$ -	$ -	$ -	$ -
3184	684001732	TEMP	Gallup E Coal Ave Main and Service Replacements	FP-NMG Dist Specific-Replace	380.0	$ -	$ -	$ -	$ -	$ -	$ -	$ -
3185	T680001733	PRE-09894	2022 H24 Engine & Generator Rebuild Swing	FP-NMG Transm Specific-Replace	367.1	$ -	$ -	$ -	$ -	$ -	$ -	$ -
3186	T680001733	PRE-09894	2022 H24 Engine & Generator Rebuild Swing	FP-NMG Transm Specific-Replace	368.0	$ -	$ -	$ -	$ -	$ -	$ -	$ -
3187	T680001733	PRE-09894	2022 H24 Engine & Generator Rebuild Swing	FP-NMG Transm Specific-Replace	369.0	$ -	$ -	$ -	$ -	$ -	$ -	$ -
3188	T621001734	TEMP	Bad - Internal Corrosion Monitoring	FP-NMG Transm Specifics-New	367.1	$ -	$ -	$ -	$ -	$ -	$ -	$ -
3189	T621001734	TEMP	Bad - Internal Corrosion Monitoring	FP-NMG Transm Specifics-New	368.0	$ -	$ -	$ -	$ -	$ -	$ -	$ -
3190	T621001734	TEMP	Bad - Internal Corrosion Monitoring	FP-NMG Transm Specifics-New	369.0	$ -	$ -	$ -	$ -	$ -	$ -	$ -
3191	T680001735	PRE-09870	2021 Starlake Cooling VFD Replacement	FP-NMG Transm Specific-Replace	367.1	$ -	$ -	$ -	$ -	$ -	$ -	$ -
3192	T680001735	PRE-09870	2021 Starlake Cooling VFD Replacement	FP-NMG Transm Specific-Replace	368.0	$ -	$ -	$ -	$ -	$ -	$ -	$ -
3193	T680001735	PRE-09870	2021 Starlake Cooling VFD Replacement	FP-NMG Transm Specific-Replace	369.0	$ -	$ -	$ -	$ -	$ -	$ -	$ -
3194	T610001736	TEMP	Cabezon Waukesha Generator Rebuild	FP-NMG Transm Specific-Replace	367.1	$ -	$ -	$ -	$ -	$ -	$ -	$ -
3195	T610001736	TEMP	Cabezon Waukesha Generator Rebuild	FP-NMG Transm Specific-Replace	368.0	$ -	$ -	$ -	$ -	$ -	$ -	$ -

NEW MEXICO GAS COMPANY, INC.

Plant Gross Activity
Base Period - 12 Months Ending March 31, 2023
Future Test Year - 12 Months Ending September 30, 2025

	A	B	C	D	E	M	N	O	P	Q	R	S	T
3	Investment Number	FP Number	Investment Name	FP Type	FERC Account	11/30/2023	12/31/2023	1/31/2024	2/29/2024	3/31/2024	4/30/2024	5/31/2024	6/30/2024
3140	601001711	TEMP	TECO - EDR/Ent Threat Mediation Tool	FP-NMG Intangible	303.3	$ -	$ -	$ -	$ -	$ -	$ -	$ -	$ -
3141	601001712	TEMP	TECO - Deception Technology 2026	FP-NMG Intangible	303.3	$ -	$ -	$ -	$ -	$ -	$ -	$ -	$ -
3142	601001713	NCP-16178	TECO - Incident Response Forensic Solution	FP-NMG Intangible	303.3	$ -	$ -	$ -	$ -	$ -	$ -	$ -	$ -
3143	601001714	TEMP	TECO - PGP Replacement	FP-NMG Intangible	303.3	$ -	$ -	$ -	$ -	$ -	$ -	$ -	$ -
3144	601001715	TEMP	Enterprise Asset Management Solution	FP-NMG Intangible	303.3	$ -	$ -	$ -	$ -	$ -	$ -	$ -	$ -
3145	601001716	TEMP	Misc Infrastructure Hardware Blanket	FP-NMG Office Furn & Equip	391.2	$ -	$ -	$ -	$ -	$ 1,256	$ -	$ -	$ 100,124
3146	601001716	TEMP	Misc Infrastructure Hardware Blanket	FP-NMG Office Furn & Equip	397.0	$ -	$ -	$ -	$ -	$ 47	$ -	$ -	$ 3,755
3147	601001716	TEMP	Misc Infrastructure Hardware Blanket	FP-NMG Office Furn & Equip	398.0	$ -	$ -	$ -	$ -	$ 267	$ -	$ -	$ 21,276
3148	601001717	TEMP	Misc Infrastructure Hardware Blanket	FP-NMG Office Furn & Equip	391.2	$ -	$ -	$ -	$ -	$ -	$ -	$ -	$ -
3149	601001717	TEMP	Misc Infrastructure Hardware Blanket	FP-NMG Office Furn & Equip	397.0	$ -	$ -	$ -	$ -	$ -	$ -	$ -	$ -
3150	601001717	TEMP	Misc Infrastructure Hardware Blanket	FP-NMG Office Furn & Equip	398.0	$ -	$ -	$ -	$ -	$ -	$ -	$ -	$ -
3151	601001718	TEMP	Misc Infrastructure Hardware Blanket	FP-NMG Office Furn & Equip	391.2	$ -	$ -	$ -	$ -	$ -	$ -	$ -	$ -
3152	601001718	TEMP	Misc Infrastructure Hardware Blanket	FP-NMG Office Furn & Equip	397.0	$ -	$ -	$ -	$ -	$ -	$ -	$ -	$ -
3153	601001718	TEMP	Misc Infrastructure Hardware Blanket	FP-NMG Office Furn & Equip	398.0	$ -	$ -	$ -	$ -	$ -	$ -	$ -	$ -
3154	601001719	TEMP	Video Security Upgrade (2025)	FP-NMG Office Furn & Equip	391.2	$ -	$ -	$ -	$ -	$ -	$ -	$ -	$ -
3155	601001719	TEMP	Video Security Upgrade (2025)	FP-NMG Office Furn & Equip	397.0	$ -	$ -	$ -	$ -	$ -	$ -	$ -	$ -
3156	601001719	TEMP	Video Security Upgrade (2025)	FP-NMG Office Furn & Equip	398.0	$ -	$ -	$ -	$ -	$ -	$ -	$ -	$ -
3157	601001720	TEMP	Check Point Measurement, MPLS, PCI	FP-NMG Office Furn & Equip	391.2	$ -	$ -	$ -	$ -	$ -	$ -	$ -	$ -
3158	601001720	TEMP	Check Point Measurement, MPLS, PCI	FP-NMG Office Furn & Equip	397.0	$ -	$ -	$ -	$ -	$ -	$ -	$ -	$ -
3159	601001720	TEMP	Check Point Measurement, MPLS, PCI	FP-NMG Office Furn & Equip	398.0	$ -	$ -	$ -	$ -	$ -	$ -	$ -	$ -
3160	601001721	TEMP	NetBackup Refresh	FP-NMG Office Furn & Equip	391.2	$ -	$ -	$ -	$ -	$ -	$ -	$ -	$ -
3161	601001721	TEMP	NetBackup Refresh	FP-NMG Office Furn & Equip	397.0	$ -	$ -	$ -	$ -	$ -	$ -	$ -	$ -
3162	601001721	TEMP	NetBackup Refresh	FP-NMG Office Furn & Equip	398.0	$ -	$ -	$ -	$ -	$ -	$ -	$ -	$ -
3163	601001722	TEMP	SCADA Workstation Refresh	FP-NMG Office Furn & Equip	391.2	$ -	$ -	$ -	$ -	$ -	$ -	$ -	$ -
3164	601001722	TEMP	SCADA Workstation Refresh	FP-NMG Office Furn & Equip	397.0	$ -	$ -	$ -	$ -	$ -	$ -	$ -	$ -
3165	601001722	TEMP	SCADA Workstation Refresh	FP-NMG Office Furn & Equip	398.0	$ -	$ -	$ -	$ -	$ -	$ -	$ -	$ -
3166	601001723	TEMP	SQL/Oracle Backup Server Refresh	FP-NMG Office Furn & Equip	391.2	$ -	$ -	$ -	$ -	$ -	$ -	$ -	$ -
3167	601001723	TEMP	SQL/Oracle Backup Server Refresh	FP-NMG Office Furn & Equip	397.0	$ -	$ -	$ -	$ -	$ -	$ -	$ -	$ -
3168	601001723	TEMP	SQL/Oracle Backup Server Refresh	FP-NMG Office Furn & Equip	398.0	$ -	$ -	$ -	$ -	$ -	$ -	$ -	$ -
3169	601001724	TEMP	Server Infra - UCS/E Server Blades - Remote Off.	FP-NMG Land_Structures&Improven	390.0	$ -	$ -	$ -	$ -	$ -	$ -	$ -	$ -
3170	601001725	TEMP	Collaboration ESX Server	FP-NMG Office Furn & Equip	391.2	$ -	$ -	$ -	$ -	$ -	$ -	$ -	$ -
3171	601001725	TEMP	Collaboration ESX Server	FP-NMG Office Furn & Equip	397.0	$ -	$ -	$ -	$ -	$ -	$ -	$ -	$ -
3172	601001725	TEMP	Collaboration ESX Server	FP-NMG Office Furn & Equip	398.0	$ -	$ -	$ -	$ -	$ -	$ -	$ -	$ -
3173	T624001726	PRE-09868	Retire Dublin Ranch Station - Malaga ML Ext	FP-NMG Transm Stations-Replace	368.0	$ -	$ -	$ -	$ -	$ -	$ -	$ -	$ -
3174	T624001726	PRE-09868	Retire Dublin Ranch Station - Malaga ML Ext	FP-NMG Transm Stations-Replace	369.0	$ -	$ -	$ -	$ -	$ -	$ -	$ -	$ -
3175	601001727	NCP-16104	TECO - RCC Tax Process Automation	FP-NMG Intangible	303.3	$ -	$ -	$ -	$ -	$ -	$ -	$ -	$ -
3176	T610001729	PRE-09869	Tijeras Arroyo Bridge Remove Abandoned Underground Pipe	FP-NMG Transm Mains-Replace	367.1	$ -	$ -	$ -	$ -	$ -	$ -	$ -	$ -
3177	627001731	TEMP	Lovington Main and Service Replacements - 15s36e31c	FP-NMG Dist Specific-Replace	376.1	$ -	$ -	$ -	$ -	$ -	$ -	$ -	$ -
3178	627001731	TEMP	Lovington Main and Service Replacements - 15s36e31c	FP-NMG Dist Specific-Replace	376.2	$ -	$ -	$ -	$ -	$ -	$ -	$ -	$ -
3179	627001731	TEMP	Lovington Main and Service Replacements - 15s36e31c	FP-NMG Dist Specific-Replace	376.4	$ -	$ -	$ -	$ -	$ -	$ -	$ -	$ -
3180	627001731	TEMP	Lovington Main and Service Replacements - 15s36e31c	FP-NMG Dist Specific-Replace	380.0	$ -	$ -	$ -	$ -	$ -	$ -	$ -	$ -
3181	684001732	TEMP	Gallup E Coal Ave Main and Service Replacements	FP-NMG Dist Specific-Replace	376.1	$ -	$ -	$ -	$ -	$ -	$ -	$ -	$ -
3182	684001732	TEMP	Gallup E Coal Ave Main and Service Replacements	FP-NMG Dist Specific-Replace	376.2	$ -	$ -	$ -	$ -	$ -	$ -	$ -	$ -
3183	684001732	TEMP	Gallup E Coal Ave Main and Service Replacements	FP-NMG Dist Specific-Replace	376.4	$ -	$ -	$ -	$ -	$ -	$ -	$ -	$ -
3184	684001732	TEMP	Gallup E Coal Ave Main and Service Replacements	FP-NMG Dist Specific-Replace	380.0	$ -	$ -	$ -	$ -	$ -	$ -	$ -	$ -
3185	T680001733	PRE-09894	2022 H24 Engine & Generator Rebuild Swing	FP-NMG Transm Specific-Replace	367.1	$ -	$ -	$ -	$ -	$ -	$ -	$ -	$ -
3186	T680001733	PRE-09894	2022 H24 Engine & Generator Rebuild Swing	FP-NMG Transm Specific-Replace	368.0	$ -	$ -	$ -	$ -	$ -	$ -	$ -	$ -
3187	T680001733	PRE-09894	2022 H24 Engine & Generator Rebuild Swing	FP-NMG Transm Specific-Replace	369.0	$ -	$ -	$ -	$ -	$ -	$ -	$ -	$ -
3188	T621001734	TEMP	Bad - Internal Corrosion Monitoring	FP-NMG Transm Specifics-New	367.1	$ -	$ -	$ -	$ -	$ -	$ -	$ -	$ -
3189	T621001734	TEMP	Bad - Internal Corrosion Monitoring	FP-NMG Transm Specifics-New	368.0	$ -	$ -	$ -	$ -	$ -	$ -	$ -	$ -
3190	T621001734	TEMP	Bad - Internal Corrosion Monitoring	FP-NMG Transm Specifics-New	369.0	$ -	$ -	$ -	$ -	$ -	$ -	$ -	$ -
3191	T680001735	PRE-09870	2021 Starlake Cooling VFD Replacement	FP-NMG Transm Specific-Replace	367.1	$ -	$ -	$ -	$ -	$ -	$ -	$ -	$ -
3192	T680001735	PRE-09870	2021 Starlake Cooling VFD Replacement	FP-NMG Transm Specific-Replace	368.0	$ -	$ -	$ -	$ -	$ -	$ -	$ -	$ -
3193	T680001735	PRE-09870	2021 Starlake Cooling VFD Replacement	FP-NMG Transm Specific-Replace	369.0	$ -	$ -	$ -	$ -	$ -	$ -	$ -	$ -
3194	T610001736	TEMP	Cabezon Waukesha Generator Rebuild	FP-NMG Transm Specific-Replace	367.1	$ -	$ -	$ -	$ -	$ -	$ -	$ -	$ -
3195	T610001736	TEMP	Cabezon Waukesha Generator Rebuild	FP-NMG Transm Specific-Replace	368.0	$ -	$ -	$ -	$ -	$ -	$ -	$ -	$ -

NEW MEXICO GAS COMPANY, INC.

Plant Gross Activity
Base Period - 12 Months Ending March 31, 2023
Future Test Year - 12 Months Ending September 30, 2025

	A	B	C	D	E	U	V	W	X	Y	Z	AA
3	Investment Number	FP Number	Investment Name	FP Type	FERC Account	7/31/2024	8/31/2024	9/30/2024	10/31/2024	11/30/2024	12/31/2024	1/31/2025
3140	601001711	TEMP	TECO - EDR/Ent Threat Mediation Tool	FP-NMG Intangible	303.3	$ -	$ -	$ -	$ -	$ -	$ -	$ -
3141	601001712	TEMP	TECO - Deception Technology 2026	FP-NMG Intangible	303.3	$ -	$ -	$ -	$ -	$ -	$ -	$ -
3142	601001713	NCP-16178	TECO - Incident Response Forensic Solution	FP-NMG Intangible	303.3	$ -	$ -	$ -	$ -	$ -	$ -	$ -
3143	601001714	TEMP	TECO - PGP Replacement	FP-NMG Intangible	303.3	$ -	$ -	$ -	$ -	$ -	$ -	$ -
3144	601001715	TEMP	Enterprise Asset Management Solution	FP-NMG Intangible	303.3	$ -	$ -	$ -	$ -	$ -	$ -	$ -
3145	601001716	TEMP	Misc Infrastructure Hardware Blanket	FP-NMG Office Furn & Equip	391.2	$ -	$ -	$ 127,300	$ -	$ -	$ 104,335	$ -
3146	601001716	TEMP	Misc Infrastructure Hardware Blanket	FP-NMG Office Furn & Equip	397.0	$ -	$ -	$ 4,774	$ -	$ -	$ 3,913	$ -
3147	601001716	TEMP	Misc Infrastructure Hardware Blanket	FP-NMG Office Furn & Equip	398.0	$ -	$ -	$ 27,051	$ -	$ -	$ 22,171	$ -
3148	601001717	TEMP	Misc Infrastructure Hardware Blanket	FP-NMG Office Furn & Equip	391.2	$ -	$ -	$ -	$ -	$ -	$ -	$ -
3149	601001717	TEMP	Misc Infrastructure Hardware Blanket	FP-NMG Office Furn & Equip	397.0	$ -	$ -	$ -	$ -	$ -	$ -	$ -
3150	601001717	TEMP	Misc Infrastructure Hardware Blanket	FP-NMG Office Furn & Equip	398.0	$ -	$ -	$ -	$ -	$ -	$ -	$ -
3151	601001718	TEMP	Misc Infrastructure Hardware Blanket	FP-NMG Office Furn & Equip	391.2	$ -	$ -	$ -	$ -	$ -	$ -	$ -
3152	601001718	TEMP	Misc Infrastructure Hardware Blanket	FP-NMG Office Furn & Equip	397.0	$ -	$ -	$ -	$ -	$ -	$ -	$ -
3153	601001718	TEMP	Misc Infrastructure Hardware Blanket	FP-NMG Office Furn & Equip	398.0	$ -	$ -	$ -	$ -	$ -	$ -	$ -
3154	601001719	TEMP	Video Security Upgrade (2025)	FP-NMG Office Furn & Equip	391.2	$ -	$ -	$ -	$ -	$ -	$ -	$ -
3155	601001719	TEMP	Video Security Upgrade (2025)	FP-NMG Office Furn & Equip	397.0	$ -	$ -	$ -	$ -	$ -	$ -	$ -
3156	601001719	TEMP	Video Security Upgrade (2025)	FP-NMG Office Furn & Equip	398.0	$ -	$ -	$ -	$ -	$ -	$ -	$ -
3157	601001720	TEMP	Check Point Measurement, MPLS, PCI	FP-NMG Office Furn & Equip	391.2	$ -	$ -	$ -	$ -	$ -	$ -	$ 42,798
3158	601001720	TEMP	Check Point Measurement, MPLS, PCI	FP-NMG Office Furn & Equip	397.0	$ -	$ -	$ -	$ -	$ -	$ -	$ 1,605
3159	601001720	TEMP	Check Point Measurement, MPLS, PCI	FP-NMG Office Furn & Equip	398.0	$ -	$ -	$ -	$ -	$ -	$ -	$ 9,095
3160	601001721	TEMP	NetBackup Refresh	FP-NMG Office Furn & Equip	391.2	$ -	$ -	$ -	$ -	$ -	$ -	$ -
3161	601001721	TEMP	NetBackup Refresh	FP-NMG Office Furn & Equip	397.0	$ -	$ -	$ -	$ -	$ -	$ -	$ -
3162	601001721	TEMP	NetBackup Refresh	FP-NMG Office Furn & Equip	398.0	$ -	$ -	$ -	$ -	$ -	$ -	$ -
3163	601001722	TEMP	SCADA Workstation Refresh	FP-NMG Office Furn & Equip	391.2	$ -	$ -	$ -	$ -	$ -	$ -	$ -
3164	601001722	TEMP	SCADA Workstation Refresh	FP-NMG Office Furn & Equip	397.0	$ -	$ -	$ -	$ -	$ -	$ -	$ -
3165	601001722	TEMP	SCADA Workstation Refresh	FP-NMG Office Furn & Equip	398.0	$ -	$ -	$ -	$ -	$ -	$ -	$ -
3166	601001723	TEMP	SQL/Oracle Backup Server Refresh	FP-NMG Office Furn & Equip	391.2	$ -	$ -	$ -	$ -	$ -	$ -	$ -
3167	601001723	TEMP	SQL/Oracle Backup Server Refresh	FP-NMG Office Furn & Equip	397.0	$ -	$ -	$ -	$ -	$ -	$ -	$ -
3168	601001723	TEMP	SQL/Oracle Backup Server Refresh	FP-NMG Office Furn & Equip	398.0	$ -	$ -	$ -	$ -	$ -	$ -	$ -
3169	601001724	TEMP	Server Infra - UCS/E Server Blades - Remote Off.	FP-NMG Land_Structures&Improven	390.0	$ -	$ -	$ -	$ -	$ -	$ -	$ -
3170	601001725	TEMP	Collaboration ESX Server	FP-NMG Office Furn & Equip	391.2	$ -	$ -	$ -	$ -	$ -	$ -	$ -
3171	601001725	TEMP	Collaboration ESX Server	FP-NMG Office Furn & Equip	397.0	$ -	$ -	$ -	$ -	$ -	$ -	$ -
3172	601001725	TEMP	Collaboration ESX Server	FP-NMG Office Furn & Equip	398.0	$ -	$ -	$ -	$ -	$ -	$ -	$ -
3173	T624001726	PRE-09868	Retire Dublin Ranch Station - Malaga ML Ext	FP-NMG Transm Stations-Replace	368.0	$ -	$ -	$ -	$ -	$ -	$ -	$ -
3174	T624001726	PRE-09868	Retire Dublin Ranch Station - Malaga ML Ext	FP-NMG Transm Stations-Replace	369.0	$ -	$ -	$ -	$ -	$ -	$ -	$ -
3175	601001727	NCP-16104	TECO - RCC Tax Process Automation	FP-NMG Intangible	303.3	$ -	$ -	$ -	$ -	$ -	$ -	$ -
3176	T610001729	PRE-09869	Tijeras Arroyo Bridge Remove Abandoned Underground Pipe	FP-NMG Transm Mains-Replace	367.1	$ -	$ -	$ -	$ -	$ -	$ -	$ -
3177	627001731	TEMP	Lovington Main and Service Replacements - 15s36e31c	FP-NMG Dist Specific-Replace	376.1	$ -	$ -	$ -	$ -	$ -	$ -	$ -
3178	627001731	TEMP	Lovington Main and Service Replacements - 15s36e31c	FP-NMG Dist Specific-Replace	376.2	$ -	$ -	$ -	$ -	$ -	$ -	$ -
3179	627001731	TEMP	Lovington Main and Service Replacements - 15s36e31c	FP-NMG Dist Specific-Replace	376.4	$ -	$ -	$ -	$ -	$ -	$ -	$ -
3180	627001731	TEMP	Lovington Main and Service Replacements - 15s36e31c	FP-NMG Dist Specific-Replace	380.0	$ -	$ -	$ -	$ -	$ -	$ -	$ -
3181	684001732	TEMP	Gallup E Coal Ave Main and Service Replacements	FP-NMG Dist Specific-Replace	376.1	$ -	$ -	$ -	$ -	$ -	$ -	$ -
3182	684001732	TEMP	Gallup E Coal Ave Main and Service Replacements	FP-NMG Dist Specific-Replace	376.2	$ -	$ -	$ -	$ -	$ -	$ -	$ -
3183	684001732	TEMP	Gallup E Coal Ave Main and Service Replacements	FP-NMG Dist Specific-Replace	376.4	$ -	$ -	$ -	$ -	$ -	$ -	$ -
3184	684001732	TEMP	Gallup E Coal Ave Main and Service Replacements	FP-NMG Dist Specific-Replace	380.0	$ -	$ -	$ -	$ -	$ -	$ -	$ -
3185	T680001733	PRE-09894	2022 H24 Engine & Generator Rebuild Swing	FP-NMG Transm Specific-Replace	367.1	$ -	$ -	$ -	$ -	$ -	$ -	$ -
3186	T680001733	PRE-09894	2022 H24 Engine & Generator Rebuild Swing	FP-NMG Transm Specific-Replace	368.0	$ -	$ -	$ -	$ -	$ -	$ -	$ -
3187	T680001733	PRE-09894	2022 H24 Engine & Generator Rebuild Swing	FP-NMG Transm Specific-Replace	369.0	$ -	$ -	$ -	$ -	$ -	$ -	$ -
3188	T621001734	TEMP	Bad - Internal Corrosion Monitoring	FP-NMG Transm Specifics-New	367.1	$ -	$ -	$ -	$ -	$ -	$ -	$ -
3189	T621001734	TEMP	Bad - Internal Corrosion Monitoring	FP-NMG Transm Specifics-New	368.0	$ -	$ -	$ -	$ -	$ -	$ -	$ -
3190	T621001734	TEMP	Bad - Internal Corrosion Monitoring	FP-NMG Transm Specifics-New	369.0	$ -	$ -	$ -	$ -	$ -	$ -	$ -
3191	T680001735	PRE-09870	2021 Starlake Cooling VFD Replacement	FP-NMG Transm Specific-Replace	367.1	$ -	$ -	$ -	$ -	$ -	$ -	$ -
3192	T680001735	PRE-09870	2021 Starlake Cooling VFD Replacement	FP-NMG Transm Specific-Replace	368.0	$ -	$ -	$ -	$ -	$ -	$ -	$ -
3193	T680001735	PRE-09870	2021 Starlake Cooling VFD Replacement	FP-NMG Transm Specific-Replace	369.0	$ -	$ -	$ -	$ -	$ -	$ -	$ -
3194	T610001736	TEMP	Cabezon Waukesha Generator Rebuild	FP-NMG Transm Specific-Replace	367.1	$ -	$ -	$ -	$ -	$ -	$ -	$ -
3195	T610001736	TEMP	Cabezon Waukesha Generator Rebuild	FP-NMG Transm Specific-Replace	368.0	$ -	$ -	$ -	$ -	$ -	$ -	$ -

NEW MEXICO GAS COMPANY, INC.

Plant Gross Activity
Base Period - 12 Months Ending March 31, 2023
Future Test Year - 12 Months Ending September 30, 2025

	A	B	C	D	E	AB	AC	AD	AE	AF	AG	AH	AI
3	Investment Number	FP Number	Investment Name	FP Type	FERC Account	2/28/2025	3/31/2025	4/30/2025	5/31/2025	6/30/2025	7/31/2025	8/31/2025	9/30/2025
3140	601001711	TEMP	TECO - EDR/Ent Threat Mediation Tool	FP-NMG Intangible	303.3	$ -	$ -	$ -	$ -	$ -	$ -	$ -	$ -
3141	601001712	TEMP	TECO - Deception Technology 2026	FP-NMG Intangible	303.3	$ -	$ -	$ -	$ -	$ -	$ -	$ -	$ -
3142	601001713	NCP-16178	TECO - Incident Response Forensic Solution	FP-NMG Intangible	303.3	$ -	$ -	$ -	$ -	$ -	$ -	$ -	$ -
3143	601001714	TEMP	TECO - PGP Replacement	FP-NMG Intangible	303.3	$ -	$ -	$ -	$ -	$ -	$ -	$ -	$ -
3144	601001715	TEMP	Enterprise Asset Management Solution	FP-NMG Intangible	303.3	$ -	$ -	$ -	$ -	$ -	$ -	$ -	$ -
3145	601001716	TEMP	Misc Infrastructure Hardware Blanket	FP-NMG Office Furn & Equip	391.2	$ -	$ -	$ -	$ -	$ -	$ -	$ -	$ -
3146	601001716	TEMP	Misc Infrastructure Hardware Blanket	FP-NMG Office Furn & Equip	397.0	$ -	$ -	$ -	$ -	$ -	$ -	$ -	$ -
3147	601001716	TEMP	Misc Infrastructure Hardware Blanket	FP-NMG Office Furn & Equip	398.0	$ -	$ -	$ -	$ -	$ -	$ -	$ -	$ -
3148	601001717	TEMP	Misc Infrastructure Hardware Blanket	FP-NMG Office Furn & Equip	391.2	$ -	$ 57,822	$ -	$ -	$ 86,733	$ -	$ -	$ 86,733
3149	601001717	TEMP	Misc Infrastructure Hardware Blanket	FP-NMG Office Furn & Equip	397.0	$ -	$ 2,168	$ -	$ -	$ 3,252	$ -	$ -	$ 3,252
3150	601001717	TEMP	Misc Infrastructure Hardware Blanket	FP-NMG Office Furn & Equip	398.0	$ -	$ 12,287	$ -	$ -	$ 18,431	$ -	$ -	$ 18,431
3151	601001718	TEMP	Misc Infrastructure Hardware Blanket	FP-NMG Office Furn & Equip	391.2	$ -	$ -	$ -	$ -	$ -	$ -	$ -	$ -
3152	601001718	TEMP	Misc Infrastructure Hardware Blanket	FP-NMG Office Furn & Equip	397.0	$ -	$ -	$ -	$ -	$ -	$ -	$ -	$ -
3153	601001718	TEMP	Misc Infrastructure Hardware Blanket	FP-NMG Office Furn & Equip	398.0	$ -	$ -	$ -	$ -	$ -	$ -	$ -	$ -
3154	601001719	TEMP	Video Security Upgrade (2025)	FP-NMG Office Furn & Equip	391.2	$ -	$ -	$ -	$ -	$ -	$ -	$ -	$ -
3155	601001719	TEMP	Video Security Upgrade (2025)	FP-NMG Office Furn & Equip	397.0	$ -	$ -	$ -	$ -	$ -	$ -	$ -	$ -
3156	601001719	TEMP	Video Security Upgrade (2025)	FP-NMG Office Furn & Equip	398.0	$ -	$ -	$ -	$ -	$ -	$ -	$ -	$ -
3157	601001720	TEMP	Check Point Measurement, MPLS, PCI	FP-NMG Office Furn & Equip	391.2	$ -	$ -	$ -	$ -	$ -	$ -	$ -	$ -
3158	601001720	TEMP	Check Point Measurement, MPLS, PCI	FP-NMG Office Furn & Equip	397.0	$ -	$ -	$ -	$ -	$ -	$ -	$ -	$ -
3159	601001720	TEMP	Check Point Measurement, MPLS, PCI	FP-NMG Office Furn & Equip	398.0	$ -	$ -	$ -	$ -	$ -	$ -	$ -	$ -
3160	601001721	TEMP	NetBackup Refresh	FP-NMG Office Furn & Equip	391.2	$ -	$ -	$ -	$ -	$ -	$ -	$ -	$ -
3161	601001721	TEMP	NetBackup Refresh	FP-NMG Office Furn & Equip	397.0	$ -	$ -	$ -	$ -	$ -	$ -	$ -	$ -
3162	601001721	TEMP	NetBackup Refresh	FP-NMG Office Furn & Equip	398.0	$ -	$ -	$ -	$ -	$ -	$ -	$ -	$ -
3163	601001722	TEMP	SCADA Workstation Refresh	FP-NMG Office Furn & Equip	391.2	$ -	$ -	$ -	$ -	$ -	$ -	$ -	$ -
3164	601001722	TEMP	SCADA Workstation Refresh	FP-NMG Office Furn & Equip	397.0	$ -	$ -	$ -	$ -	$ -	$ -	$ -	$ -
3165	601001722	TEMP	SCADA Workstation Refresh	FP-NMG Office Furn & Equip	398.0	$ -	$ -	$ -	$ -	$ -	$ -	$ -	$ -
3166	601001723	TEMP	SQL/Oracle Backup Server Refresh	FP-NMG Office Furn & Equip	391.2	$ -	$ -	$ -	$ -	$ -	$ -	$ -	$ -
3167	601001723	TEMP	SQL/Oracle Backup Server Refresh	FP-NMG Office Furn & Equip	397.0	$ -	$ -	$ -	$ -	$ -	$ -	$ -	$ -
3168	601001723	TEMP	SQL/Oracle Backup Server Refresh	FP-NMG Office Furn & Equip	398.0	$ -	$ -	$ -	$ -	$ -	$ -	$ -	$ -
3169	601001724	TEMP	Server Infra - UCS/E Server Blades - Remote Off.	FP-NMG Land_Structures&Improven	390.0	$ -	$ -	$ -	$ -	$ -	$ -	$ -	$ -
3170	601001725	TEMP	Collaboration ESX Server	FP-NMG Office Furn & Equip	391.2	$ -	$ -	$ -	$ 15,246	$ -	$ -	$ -	$ -
3171	601001725	TEMP	Collaboration ESX Server	FP-NMG Office Furn & Equip	397.0	$ -	$ -	$ -	$ 572	$ -	$ -	$ -	$ -
3172	601001725	TEMP	Collaboration ESX Server	FP-NMG Office Furn & Equip	398.0	$ -	$ -	$ -	$ 3,240	$ -	$ -	$ -	$ -
3173	T624001726	PRE-09868	Retire Dublin Ranch Station - Malaga ML Ext	FP-NMG Transm Stations-Replace	368.0	$ -	$ -	$ -	$ -	$ -	$ -	$ -	$ -
3174	T624001726	PRE-09868	Retire Dublin Ranch Station - Malaga ML Ext	FP-NMG Transm Stations-Replace	369.0	$ -	$ -	$ -	$ -	$ -	$ -	$ -	$ -
3175	601001727	NCP-16104	TECO - RCC Tax Process Automation	FP-NMG Intangible	303.3	$ -	$ -	$ -	$ -	$ -	$ -	$ -	$ -
3176	T610001729	PRE-09869	Tijeras Arroyo Bridge Remove Abandoned Underground Pipe	FP-NMG Transm Mains-Replace	367.1	$ -	$ -	$ -	$ -	$ -	$ -	$ -	$ -
3177	627001731	TEMP	Lovington Main and Service Replacements - 15s36e31c	FP-NMG Dist Specific-Replace	376.1	$ -	$ -	$ -	$ -	$ -	$ -	$ -	$ -
3178	627001731	TEMP	Lovington Main and Service Replacements - 15s36e31c	FP-NMG Dist Specific-Replace	376.2	$ -	$ -	$ -	$ -	$ -	$ -	$ -	$ -
3179	627001731	TEMP	Lovington Main and Service Replacements - 15s36e31c	FP-NMG Dist Specific-Replace	376.4	$ -	$ -	$ -	$ -	$ -	$ -	$ -	$ -
3180	627001731	TEMP	Lovington Main and Service Replacements - 15s36e31c	FP-NMG Dist Specific-Replace	380.0	$ -	$ -	$ -	$ -	$ -	$ -	$ -	$ -
3181	684001732	TEMP	Gallup E Coal Ave Main and Service Replacements	FP-NMG Dist Specific-Replace	376.1	$ -	$ -	$ -	$ -	$ -	$ -	$ -	$ -
3182	684001732	TEMP	Gallup E Coal Ave Main and Service Replacements	FP-NMG Dist Specific-Replace	376.2	$ -	$ -	$ -	$ -	$ -	$ -	$ -	$ -
3183	684001732	TEMP	Gallup E Coal Ave Main and Service Replacements	FP-NMG Dist Specific-Replace	376.4	$ -	$ -	$ -	$ -	$ -	$ -	$ -	$ -
3184	684001732	TEMP	Gallup E Coal Ave Main and Service Replacements	FP-NMG Dist Specific-Replace	380.0	$ -	$ -	$ -	$ -	$ -	$ -	$ -	$ -
3185	T680001733	PRE-09894	2022 H24 Engine & Generator Rebuild Swing	FP-NMG Transm Specific-Replace	367.1	$ -	$ -	$ -	$ -	$ -	$ -	$ -	$ -
3186	T680001733	PRE-09894	2022 H24 Engine & Generator Rebuild Swing	FP-NMG Transm Specific-Replace	368.0	$ -	$ -	$ -	$ -	$ -	$ -	$ -	$ -
3187	T680001733	PRE-09894	2022 H24 Engine & Generator Rebuild Swing	FP-NMG Transm Specific-Replace	369.0	$ -	$ -	$ -	$ -	$ -	$ -	$ -	$ -
3188	T621001734	TEMP	Bad - Internal Corrosion Monitoring	FP-NMG Transm Specifics-New	367.1	$ -	$ -	$ -	$ -	$ -	$ -	$ -	$ -
3189	T621001734	TEMP	Bad - Internal Corrosion Monitoring	FP-NMG Transm Specifics-New	368.0	$ -	$ -	$ -	$ -	$ -	$ -	$ -	$ -
3190	T621001734	TEMP	Bad - Internal Corrosion Monitoring	FP-NMG Transm Specifics-New	369.0	$ -	$ -	$ -	$ -	$ -	$ -	$ -	$ -
3191	T680001735	PRE-09870	2021 Starlake Cooling VFD Replacement	FP-NMG Transm Specific-Replace	367.1	$ -	$ -	$ -	$ -	$ -	$ -	$ -	$ -
3192	T680001735	PRE-09870	2021 Starlake Cooling VFD Replacement	FP-NMG Transm Specific-Replace	368.0	$ -	$ -	$ -	$ -	$ -	$ -	$ -	$ -
3193	T680001735	PRE-09870	2021 Starlake Cooling VFD Replacement	FP-NMG Transm Specific-Replace	369.0	$ -	$ -	$ -	$ -	$ -	$ -	$ -	$ -
3194	T610001736	TEMP	Cabezon Waukesha Generator Rebuild	FP-NMG Transm Specific-Replace	367.1	$ -	$ -	$ -	$ -	$ -	$ -	$ -	$ -
3195	T610001736	TEMP	Cabezon Waukesha Generator Rebuild	FP-NMG Transm Specific-Replace	368.0	$ -	$ -	$ -	$ -	$ -	$ -	$ -	$ -

NEW MEXICO GAS COMPANY, INC.

Plant Gross Activity
Base Period - 12 Months Ending March 31, 2023
Future Test Year - 12 Months Ending September 30, 2025

	A	B	C	D	E	F	G	H	I	J	K	L
3	Investment Number	FP Number	Investment Name	FP Type	FERC Account	4/30/2023	5/31/2023	6/30/2023	7/31/2023	8/31/2023	9/30/2023	10/31/2023
3196	T610001736	TEMP	Cabezon Waukesha Generator Rebuild	FP-NMG Transm Specific-Replace	369.0	$ -	$ -	$ -	$ -	$ -	$ -	$ -
3197	632001737	NEW-15585	Silver City Office Roof & Stucco Repairs	FP-NMG Land_Structures&Improver	390.0	$ -	$ -	$ -	$ -	$ -	$ 137,878	$ -
3198	684001738	TEMP	Gallup North of W Coal Ave Main and Service Replacements	FP-NMG Dist Specific-Replace	376.1	$ -	$ -	$ -	$ -	$ -	$ -	$ -
3199	684001738	TEMP	Gallup North of W Coal Ave Main and Service Replacements	FP-NMG Dist Specific-Replace	376.2	$ -	$ -	$ -	$ -	$ -	$ -	$ -
3200	684001738	TEMP	Gallup North of W Coal Ave Main and Service Replacements	FP-NMG Dist Specific-Replace	376.4	$ -	$ -	$ -	$ -	$ -	$ -	$ -
3201	684001738	TEMP	Gallup North of W Coal Ave Main and Service Replacements	FP-NMG Dist Specific-Replace	380.0	$ -	$ -	$ -	$ -	$ -	$ -	$ -
3202	626001739	TEMP	Clovis/Cannon Replacement - 3.6 miles of 6in - Phase I	FP-NMG Dist Specific-Replace	376.1	$ -	$ -	$ -	$ -	$ -	$ -	$ -
3203	626001739	TEMP	Clovis/Cannon Replacement - 3.6 miles of 6in - Phase I	FP-NMG Dist Specific-Replace	376.2	$ -	$ -	$ -	$ -	$ -	$ -	$ -
3204	626001739	TEMP	Clovis/Cannon Replacement - 3.6 miles of 6in - Phase I	FP-NMG Dist Specific-Replace	376.4	$ -	$ -	$ -	$ -	$ -	$ -	$ -
3205	626001739	TEMP	Clovis/Cannon Replacement - 3.6 miles of 6in - Phase I	FP-NMG Dist Specific-Replace	380.0	$ -	$ -	$ -	$ -	$ -	$ -	$ -
3206	610001741	TEMP	ABQ 8th St Dresser Coupled Main Replacement	FP-NMG Dist Specific-Replace	376.1	$ -	$ -	$ -	$ -	$ -	$ -	$ -
3207	610001741	TEMP	ABQ 8th St Dresser Coupled Main Replacement	FP-NMG Dist Specific-Replace	376.2	$ -	$ -	$ -	$ -	$ -	$ -	$ -
3208	610001741	TEMP	ABQ 8th St Dresser Coupled Main Replacement	FP-NMG Dist Specific-Replace	376.4	$ -	$ -	$ -	$ -	$ -	$ -	$ -
3209	610001741	TEMP	ABQ 8th St Dresser Coupled Main Replacement	FP-NMG Dist Specific-Replace	380.0	$ -	$ -	$ -	$ -	$ -	$ -	$ -
3210	T624001742	TEMP	RSV - 8in Lovington Mainline - 8in & 6in Crossing BV	FP-NMG Transm Specific-Replace	367.1	$ -	$ -	$ -	$ -	$ -	$ -	$ -
3211	T624001742	TEMP	RSV - 8in Lovington Mainline - 8in & 6in Crossing BV	FP-NMG Transm Specific-Replace	368.0	$ -	$ -	$ -	$ -	$ -	$ -	$ -
3212	T624001742	TEMP	RSV - 8in Lovington Mainline - 8in & 6in Crossing BV	FP-NMG Transm Specific-Replace	369.0	$ -	$ -	$ -	$ -	$ -	$ -	$ -
3213	610001743	TEMP	ABQ Alta Monte Dresser Coupled Main Replacement	FP-NMG Dist Specific-Replace	376.1	$ -	$ -	$ -	$ -	$ -	$ -	$ -
3214	610001743	TEMP	ABQ Alta Monte Dresser Coupled Main Replacement	FP-NMG Dist Specific-Replace	376.2	$ -	$ -	$ -	$ -	$ -	$ -	$ -
3215	610001743	TEMP	ABQ Alta Monte Dresser Coupled Main Replacement	FP-NMG Dist Specific-Replace	376.4	$ -	$ -	$ -	$ -	$ -	$ -	$ -
3216	610001743	TEMP	ABQ Alta Monte Dresser Coupled Main Replacement	FP-NMG Dist Specific-Replace	380.0	$ -	$ -	$ -	$ -	$ -	$ -	$ -
3217	T624001744	TEMP	Lea Co Turbine Swing - Phase IV	FP-NMG Transm Specific-Replace	367.1	$ -	$ -	$ -	$ -	$ -	$ -	$ -
3218	T624001744	TEMP	Lea Co Turbine Swing - Phase IV	FP-NMG Transm Specific-Replace	368.0	$ -	$ -	$ -	$ -	$ -	$ -	$ -
3219	T624001744	TEMP	Lea Co Turbine Swing - Phase IV	FP-NMG Transm Specific-Replace	369.0	$ -	$ -	$ -	$ -	$ -	$ -	$ -
3220	T660001745	PRE-09922	RSV - Taos ML - Dixon Valve Setting No.6	FP-NMG Transm Specific-Replace	367.1	$ -	$ -	$ -	$ -	$ -	$ -	$ -
3221	T660001745	PRE-09922	RSV - Taos ML - Dixon Valve Setting No.6	FP-NMG Transm Specific-Replace	368.0	$ -	$ -	$ -	$ -	$ -	$ -	$ -
3222	T660001745	PRE-09922	RSV - Taos ML - Dixon Valve Setting No.6	FP-NMG Transm Specific-Replace	369.0	$ -	$ -	$ -	$ -	$ -	$ -	$ -
3223	T680001746	PRE-10000	RSV: Crouch Mesa Lateral - TW Blanco Hub to Farmington (Launcher)	FP-NMG Transm Specific-Replace	367.1	$ -	$ -	$ -	$ -	$ -	$ -	$ 70,468
3224	T680001746	PRE-10000	RSV: Crouch Mesa Lateral - TW Blanco Hub to Farmington (Launcher)	FP-NMG Transm Specific-Replace	368.0	$ -	$ -	$ -	$ -	$ -	$ -	$ 10,067
3225	T680001746	PRE-10000	RSV: Crouch Mesa Lateral - TW Blanco Hub to Farmington (Launcher)	FP-NMG Transm Specific-Replace	369.0	$ -	$ -	$ -	$ -	$ -	$ -	$ 20,134
3226	T610001747	TEMP	RSV - Atrisco 12 & 20in Mainlines - 29-37 ATRISCO B/S (12 and 20 in Receiver)	FP-NMG Transm Specific-Replace	367.1	$ -	$ -	$ -	$ -	$ -	$ -	$ -
3227	T610001747	TEMP	RSV - Atrisco 12 & 20in Mainlines - 29-37 ATRISCO B/S (12 and 20 in Receiver)	FP-NMG Transm Specific-Replace	368.0	$ -	$ -	$ -	$ -	$ -	$ -	$ -
3228	T610001747	TEMP	RSV - Atrisco 12 & 20in Mainlines - 29-37 ATRISCO B/S (12 and 20 in Receiver)	FP-NMG Transm Specific-Replace	369.0	$ -	$ -	$ -	$ -	$ -	$ -	$ -
3229	T680001748	PRE-10004	RSV - ABQ LP ML - Kutz Albuquerque East Take-off Launcher Valve Setting (LP Launch	FP-NMG Transm Specific-Replace	367.1	$ -	$ -	$ -	$ -	$ -	$ -	$ -
3230	T680001748	PRE-10004	RSV - ABQ LP ML - Kutz Albuquerque East Take-off Launcher Valve Setting (LP Launch	FP-NMG Transm Specific-Replace	368.0	$ -	$ -	$ -	$ -	$ -	$ -	$ -
3231	T680001748	PRE-10004	RSV - ABQ LP ML - Kutz Albuquerque East Take-off Launcher Valve Setting (LP Launch	FP-NMG Transm Specific-Replace	369.0	$ -	$ -	$ -	$ -	$ -	$ -	$ -
3232	T624001749	TEMP	Lea Co Air Intake Replacement	FP-NMG Transm Specific-Replace	367.1	$ -	$ -	$ -	$ -	$ -	$ -	$ -
3233	T624001749	TEMP	Lea Co Air Intake Replacement	FP-NMG Transm Specific-Replace	368.0	$ -	$ -	$ -	$ -	$ -	$ -	$ -
3234	T624001749	TEMP	Lea Co Air Intake Replacement	FP-NMG Transm Specific-Replace	369.0	$ -	$ -	$ -	$ -	$ -	$ -	$ -
3235	T610001750	TEMP	RSV - Belen Los Lunas ML - Block Valve I-25 and Morris Rd MP 13.52	FP-NMG Transm Specific-Replace	367.1	$ -	$ -	$ -	$ -	$ -	$ -	$ -
3236	T610001750	TEMP	RSV - Belen Los Lunas ML - Block Valve I-25 and Morris Rd MP 13.52	FP-NMG Transm Specific-Replace	368.0	$ -	$ -	$ -	$ -	$ -	$ -	$ -
3237	T610001750	TEMP	RSV - Belen Los Lunas ML - Block Valve I-25 and Morris Rd MP 13.52	FP-NMG Transm Specific-Replace	369.0	$ -	$ -	$ -	$ -	$ -	$ -	$ -
3238	T680001751	TEMP	RSV - Grants/Gallup ML - Gallup BS#1 Receiver Site	FP-NMG Transm Specific-Replace	367.1	$ -	$ -	$ -	$ -	$ -	$ -	$ -
3239	T680001751	TEMP	RSV - Grants/Gallup ML - Gallup BS#1 Receiver Site	FP-NMG Transm Specific-Replace	368.0	$ -	$ -	$ -	$ -	$ -	$ -	$ -
3240	T680001751	TEMP	RSV - Grants/Gallup ML - Gallup BS#1 Receiver Site	FP-NMG Transm Specific-Replace	369.0	$ -	$ -	$ -	$ -	$ -	$ -	$ -
3241	T626001752	NEW-15539	YZ Odorizer at TW Clovis	FP-NMG Transm Stations-New	369.0	$ -	$ -	$ -	$ -	$ -	$ -	$ -
3242	T621001753	TEMP	RSV - Alamo-Holloman Laterals West (A-Line) to Alamogordo Border Station - Alamo	FP-NMG Transm Specific-Replace	367.1	$ -	$ -	$ -	$ -	$ -	$ -	$ -
3243	T621001753	TEMP	RSV - Alamo-Holloman Laterals West (A-Line) to Alamogordo Border Station - Alamo	FP-NMG Transm Specific-Replace	368.0	$ -	$ -	$ -	$ -	$ -	$ -	$ -
3244	T621001753	TEMP	RSV - Alamo-Holloman Laterals West (A-Line) to Alamogordo Border Station - Alamo	FP-NMG Transm Specific-Replace	369.0	$ -	$ -	$ -	$ -	$ -	$ -	$ -
3245	T680001754	PRE-09893	X41 Interconnect rebuild	FP-NMG Transm Specific-Replace	367.1	$ -	$ -	$ -	$ -	$ -	$ -	$ -
3246	T680001754	PRE-09893	X41 Interconnect rebuild	FP-NMG Transm Specific-Replace	368.0	$ -	$ -	$ -	$ -	$ -	$ -	$ -
3247	T680001754	PRE-09893	X41 Interconnect rebuild	FP-NMG Transm Specific-Replace	369.0	$ -	$ -	$ -	$ -	$ -	$ -	$ -
3248	610001755	PRE-10023	Princeton Main and Service Replacement	FP-NMG Dist Specific-Replace	376.1	$ -	$ -	$ -	$ -	$ -	$ -	$ -
3249	610001755	PRE-10023	Princeton Main and Service Replacement	FP-NMG Dist Specific-Replace	376.2	$ -	$ -	$ -	$ -	$ -	$ -	$ -
3250	610001755	PRE-10023	Princeton Main and Service Replacement	FP-NMG Dist Specific-Replace	376.4	$ -	$ -	$ -	$ -	$ -	$ -	$ -
3251	610001755	PRE-10023	Princeton Main and Service Replacement	FP-NMG Dist Specific-Replace	380.0	$ -	$ -	$ -	$ -	$ -	$ -	$ -

NEW MEXICO GAS COMPANY, INC.

Plant Gross Activity
Base Period - 12 Months Ending March 31, 2023
Future Test Year - 12 Months Ending September 30, 2025

	A	B	C	D	E	M	N	O	P	Q	R	S	T
3	Investment Number	FP Number	Investment Name	FP Type	FERC Account	11/30/2023	12/31/2023	1/31/2024	2/29/2024	3/31/2024	4/30/2024	5/31/2024	6/30/2024
3196	T610001736	TEMP	Cabezon Waukesha Generator Rebuild	FP-NMG Transm Specific-Replace	369.0	$ -	$ -	$ -	$ -	$ -	$ -	$ -	$ -
3197	632001737	NEW-15585	Silver City Office Roof & Stucco Repairs	FP-NMG Land_Structures&Improver	390.0	$ -	$ -	$ -	$ -	$ -	$ -	$ -	$ -
3198	684001738	TEMP	Gallup North of W Coal Ave Main and Service Replacements	FP-NMG Dist Specific-Replace	376.1	$ -	$ -	$ -	$ -	$ -	$ -	$ -	$ -
3199	684001738	TEMP	Gallup North of W Coal Ave Main and Service Replacements	FP-NMG Dist Specific-Replace	376.2	$ -	$ -	$ -	$ -	$ -	$ -	$ -	$ -
3200	684001738	TEMP	Gallup North of W Coal Ave Main and Service Replacements	FP-NMG Dist Specific-Replace	376.4	$ -	$ -	$ -	$ -	$ -	$ -	$ -	$ -
3201	684001738	TEMP	Gallup North of W Coal Ave Main and Service Replacements	FP-NMG Dist Specific-Replace	380.0	$ -	$ -	$ -	$ -	$ -	$ -	$ -	$ -
3202	626001739	TEMP	Clovis/Cannon Replacement - 3.6 miles of 6in - Phase I	FP-NMG Dist Specific-Replace	376.1	$ -	$ -	$ -	$ -	$ -	$ -	$ -	$ -
3203	626001739	TEMP	Clovis/Cannon Replacement - 3.6 miles of 6in - Phase I	FP-NMG Dist Specific-Replace	376.2	$ -	$ -	$ -	$ -	$ -	$ -	$ -	$ -
3204	626001739	TEMP	Clovis/Cannon Replacement - 3.6 miles of 6in - Phase I	FP-NMG Dist Specific-Replace	376.4	$ -	$ -	$ -	$ -	$ -	$ -	$ -	$ -
3205	626001739	TEMP	Clovis/Cannon Replacement - 3.6 miles of 6in - Phase I	FP-NMG Dist Specific-Replace	380.0	$ -	$ -	$ -	$ -	$ -	$ -	$ -	$ -
3206	610001741	TEMP	ABQ 8th St Dresser Coupled Main Replacement	FP-NMG Dist Specific-Replace	376.1	$ -	$ -	$ -	$ -	$ -	$ -	$ -	$ -
3207	610001741	TEMP	ABQ 8th St Dresser Coupled Main Replacement	FP-NMG Dist Specific-Replace	376.2	$ -	$ -	$ -	$ -	$ -	$ -	$ -	$ -
3208	610001741	TEMP	ABQ 8th St Dresser Coupled Main Replacement	FP-NMG Dist Specific-Replace	376.4	$ -	$ -	$ -	$ -	$ -	$ -	$ -	$ -
3209	610001741	TEMP	ABQ 8th St Dresser Coupled Main Replacement	FP-NMG Dist Specific-Replace	380.0	$ -	$ -	$ -	$ -	$ -	$ -	$ -	$ -
3210	T624001742	TEMP	RSV - 8in Lovington Mainline - 8in & 6in Crossing BV	FP-NMG Transm Specific-Replace	367.1	$ -	$ -	$ -	$ -	$ -	$ -	$ -	$ -
3211	T624001742	TEMP	RSV - 8in Lovington Mainline - 8in & 6in Crossing BV	FP-NMG Transm Specific-Replace	368.0	$ -	$ -	$ -	$ -	$ -	$ -	$ -	$ -
3212	T624001742	TEMP	RSV - 8in Lovington Mainline - 8in & 6in Crossing BV	FP-NMG Transm Specific-Replace	369.0	$ -	$ -	$ -	$ -	$ -	$ -	$ -	$ -
3213	610001743	TEMP	ABQ Alta Monte Dresser Coupled Main Replacement	FP-NMG Dist Specific-Replace	376.1	$ -	$ -	$ -	$ -	$ -	$ -	$ -	$ -
3214	610001743	TEMP	ABQ Alta Monte Dresser Coupled Main Replacement	FP-NMG Dist Specific-Replace	376.2	$ -	$ -	$ -	$ -	$ -	$ -	$ -	$ -
3215	610001743	TEMP	ABQ Alta Monte Dresser Coupled Main Replacement	FP-NMG Dist Specific-Replace	376.4	$ -	$ -	$ -	$ -	$ -	$ -	$ -	$ -
3216	610001743	TEMP	ABQ Alta Monte Dresser Coupled Main Replacement	FP-NMG Dist Specific-Replace	380.0	$ -	$ -	$ -	$ -	$ -	$ -	$ -	$ -
3217	T624001744	TEMP	Lea Co Turbine Swing - Phase IV	FP-NMG Transm Specific-Replace	367.1	$ -	$ -	$ -	$ -	$ -	$ -	$ -	$ -
3218	T624001744	TEMP	Lea Co Turbine Swing - Phase IV	FP-NMG Transm Specific-Replace	368.0	$ -	$ -	$ -	$ -	$ -	$ -	$ -	$ -
3219	T624001744	TEMP	Lea Co Turbine Swing - Phase IV	FP-NMG Transm Specific-Replace	369.0	$ -	$ -	$ -	$ -	$ -	$ -	$ -	$ -
3220	T660001745	PRE-09922	RSV - Taos ML - Dixon Valve Setting No.6	FP-NMG Transm Specific-Replace	367.1	$ -	$ -	$ -	$ -	$ -	$ -	$ -	$ -
3221	T660001745	PRE-09922	RSV - Taos ML - Dixon Valve Setting No.6	FP-NMG Transm Specific-Replace	368.0	$ -	$ -	$ -	$ -	$ -	$ -	$ -	$ -
3222	T660001745	PRE-09922	RSV - Taos ML - Dixon Valve Setting No.6	FP-NMG Transm Specific-Replace	369.0	$ -	$ -	$ -	$ -	$ -	$ -	$ -	$ -
3223	T680001746	PRE-10000	RSV: Crouch Mesa Lateral - TW Blanco Hub to Farmington (Launcher)	FP-NMG Transm Specific-Replace	367.1	$ -	$ -	$ -	$ -	$ -	$ -	$ -	$ -
3224	T680001746	PRE-10000	RSV: Crouch Mesa Lateral - TW Blanco Hub to Farmington (Launcher)	FP-NMG Transm Specific-Replace	368.0	$ -	$ -	$ -	$ -	$ -	$ -	$ -	$ -
3225	T680001746	PRE-10000	RSV: Crouch Mesa Lateral - TW Blanco Hub to Farmington (Launcher)	FP-NMG Transm Specific-Replace	369.0	$ -	$ -	$ -	$ -	$ -	$ -	$ -	$ -
3226	T610001747	TEMP	RSV - Atrisco 12 & 20in Mainlines - 29-37 ATRISCO B/S (12 and 20 in Receiver)	FP-NMG Transm Specific-Replace	367.1	$ -	$ -	$ -	$ -	$ -	$ -	$ -	$ -
3227	T610001747	TEMP	RSV - Atrisco 12 & 20in Mainlines - 29-37 ATRISCO B/S (12 and 20 in Receiver)	FP-NMG Transm Specific-Replace	368.0	$ -	$ -	$ -	$ -	$ -	$ -	$ -	$ -
3228	T610001747	TEMP	RSV - Atrisco 12 & 20in Mainlines - 29-37 ATRISCO B/S (12 and 20 in Receiver)	FP-NMG Transm Specific-Replace	369.0	$ -	$ -	$ -	$ -	$ -	$ -	$ -	$ -
3229	T680001748	PRE-10004	RSV - ABQ LP ML - Kutz Albuquerque East Take-off Launcher Valve Setting (LP Launch	FP-NMG Transm Specific-Replace	367.1	$ -	$ -	$ -	$ -	$ -	$ -	$ -	$ -
3230	T680001748	PRE-10004	RSV - ABQ LP ML - Kutz Albuquerque East Take-off Launcher Valve Setting (LP Launch	FP-NMG Transm Specific-Replace	368.0	$ -	$ -	$ -	$ -	$ -	$ -	$ -	$ -
3231	T680001748	PRE-10004	RSV - ABQ LP ML - Kutz Albuquerque East Take-off Launcher Valve Setting (LP Launch	FP-NMG Transm Specific-Replace	369.0	$ -	$ -	$ -	$ -	$ -	$ -	$ -	$ -
3232	T624001749	TEMP	Lea Co Air Intake Replacement	FP-NMG Transm Specific-Replace	367.1	$ -	$ -	$ -	$ -	$ -	$ -	$ -	$ -
3233	T624001749	TEMP	Lea Co Air Intake Replacement	FP-NMG Transm Specific-Replace	368.0	$ -	$ -	$ -	$ -	$ -	$ -	$ -	$ -
3234	T624001749	TEMP	Lea Co Air Intake Replacement	FP-NMG Transm Specific-Replace	369.0	$ -	$ -	$ -	$ -	$ -	$ -	$ -	$ -
3235	T610001750	TEMP	RSV - Belen Los Lunas ML - Block Valve I-25 and Morris Rd MP 13.52	FP-NMG Transm Specific-Replace	367.1	$ -	$ -	$ -	$ -	$ -	$ -	$ -	$ -
3236	T610001750	TEMP	RSV - Belen Los Lunas ML - Block Valve I-25 and Morris Rd MP 13.52	FP-NMG Transm Specific-Replace	368.0	$ -	$ -	$ -	$ -	$ -	$ -	$ -	$ -
3237	T610001750	TEMP	RSV - Belen Los Lunas ML - Block Valve I-25 and Morris Rd MP 13.52	FP-NMG Transm Specific-Replace	369.0	$ -	$ -	$ -	$ -	$ -	$ -	$ -	$ -
3238	T680001751	TEMP	RSV - Grants/Gallup ML - Gallup BS#1 Receiver Site	FP-NMG Transm Specific-Replace	367.1	$ -	$ -	$ -	$ -	$ -	$ -	$ -	$ -
3239	T680001751	TEMP	RSV - Grants/Gallup ML - Gallup BS#1 Receiver Site	FP-NMG Transm Specific-Replace	368.0	$ -	$ -	$ -	$ -	$ -	$ -	$ -	$ -
3240	T680001751	TEMP	RSV - Grants/Gallup ML - Gallup BS#1 Receiver Site	FP-NMG Transm Specific-Replace	369.0	$ -	$ -	$ -	$ -	$ -	$ -	$ -	$ -
3241	T626001752	NEW-15539	YZ Odorizer at TW Clovis	FP-NMG Transm Stations-New	369.0	$ -	$ -	$ -	$ -	$ -	$ -	$ -	$ -
3242	T621001753	TEMP	RSV - Alamo-Holloman Laterals West (A-Line) to Alamogordo Border Station - Alamo	FP-NMG Transm Specific-Replace	367.1	$ -	$ -	$ -	$ -	$ -	$ -	$ -	$ -
3243	T621001753	TEMP	RSV - Alamo-Holloman Laterals West (A-Line) to Alamogordo Border Station - Alamo	FP-NMG Transm Specific-Replace	368.0	$ -	$ -	$ -	$ -	$ -	$ -	$ -	$ -
3244	T621001753	TEMP	RSV - Alamo-Holloman Laterals West (A-Line) to Alamogordo Border Station - Alamo	FP-NMG Transm Specific-Replace	369.0	$ -	$ -	$ -	$ -	$ -	$ -	$ -	$ -
3245	T680001754	PRE-09893	X41 Interconnect rebuild	FP-NMG Transm Specific-Replace	367.1	$ -	$ 681,424	$ -	$ -	$ -	$ -	$ -	$ -
3246	T680001754	PRE-09893	X41 Interconnect rebuild	FP-NMG Transm Specific-Replace	368.0	$ -	$ 97,346	$ -	$ -	$ -	$ -	$ -	$ -
3247	T680001754	PRE-09893	X41 Interconnect rebuild	FP-NMG Transm Specific-Replace	369.0	$ -	$ 194,693	$ -	$ -	$ -	$ -	$ -	$ -
3248	610001755	PRE-10023	Princeton Main and Service Replacement	FP-NMG Dist Specific-Replace	376.1	$ -	$ -	$ -	$ -	$ -	$ -	$ -	$ -
3249	610001755	PRE-10023	Princeton Main and Service Replacement	FP-NMG Dist Specific-Replace	376.2	$ -	$ -	$ -	$ -	$ -	$ -	$ -	$ -
3250	610001755	PRE-10023	Princeton Main and Service Replacement	FP-NMG Dist Specific-Replace	376.4	$ -	$ -	$ -	$ -	$ -	$ -	$ -	$ -
3251	610001755	PRE-10023	Princeton Main and Service Replacement	FP-NMG Dist Specific-Replace	380.0	$ -	$ -	$ -	$ -	$ -	$ -	$ -	$ -

NEW MEXICO GAS COMPANY, INC.

Plant Gross Activity
Base Period - 12 Months Ending March 31, 2023
Future Test Year - 12 Months Ending September 30, 2025

	A	B	C	D	E	U	V	W	X	Y	Z	AA
3	Investment Number	FP Number	Investment Name	FP Type	FERC Account	7/31/2024	8/31/2024	9/30/2024	10/31/2024	11/30/2024	12/31/2024	1/31/2025
3196	T610001736	TEMP	Cabezon Waukesha Generator Rebuild	FP-NMG Transm Specific-Replace	369.0	$ -	$ -	$ -	$ -	$ -	$ -	$ -
3197	632001737	NEW-15585	Silver City Office Roof & Stucco Repairs	FP-NMG Land_Structures&Improver	390.0	$ -	$ -	$ -	$ -	$ -	$ -	$ -
3198	684001738	TEMP	Gallup North of W Coal Ave Main and Service Replacements	FP-NMG Dist Specific-Replace	376.1	$ -	$ -	$ -	$ -	$ -	$ -	$ -
3199	684001738	TEMP	Gallup North of W Coal Ave Main and Service Replacements	FP-NMG Dist Specific-Replace	376.2	$ -	$ -	$ -	$ -	$ -	$ -	$ -
3200	684001738	TEMP	Gallup North of W Coal Ave Main and Service Replacements	FP-NMG Dist Specific-Replace	376.4	$ -	$ -	$ -	$ -	$ -	$ -	$ -
3201	684001738	TEMP	Gallup North of W Coal Ave Main and Service Replacements	FP-NMG Dist Specific-Replace	380.0	$ -	$ -	$ -	$ -	$ -	$ -	$ -
3202	626001739	TEMP	Clovis/Cannon Replacement - 3.6 miles of 6in - Phase I	FP-NMG Dist Specific-Replace	376.1	$ -	$ -	$ -	$ -	$ -	$ -	$ -
3203	626001739	TEMP	Clovis/Cannon Replacement - 3.6 miles of 6in - Phase I	FP-NMG Dist Specific-Replace	376.2	$ -	$ -	$ -	$ -	$ -	$ -	$ -
3204	626001739	TEMP	Clovis/Cannon Replacement - 3.6 miles of 6in - Phase I	FP-NMG Dist Specific-Replace	376.4	$ -	$ -	$ -	$ -	$ -	$ -	$ -
3205	626001739	TEMP	Clovis/Cannon Replacement - 3.6 miles of 6in - Phase I	FP-NMG Dist Specific-Replace	380.0	$ -	$ -	$ -	$ -	$ -	$ -	$ -
3206	610001741	TEMP	ABQ 8th St Dresser Coupled Main Replacement	FP-NMG Dist Specific-Replace	376.1	$ -	$ -	$ -	$ -	$ -	$ -	$ -
3207	610001741	TEMP	ABQ 8th St Dresser Coupled Main Replacement	FP-NMG Dist Specific-Replace	376.2	$ -	$ -	$ -	$ -	$ -	$ -	$ -
3208	610001741	TEMP	ABQ 8th St Dresser Coupled Main Replacement	FP-NMG Dist Specific-Replace	376.4	$ -	$ -	$ -	$ -	$ -	$ -	$ -
3209	610001741	TEMP	ABQ 8th St Dresser Coupled Main Replacement	FP-NMG Dist Specific-Replace	380.0	$ -	$ -	$ -	$ -	$ -	$ -	$ -
3210	T624001742	TEMP	RSV - 8in Lovington Mainline - 8in & 6in Crossing BV	FP-NMG Transm Specific-Replace	367.1	$ -	$ -	$ -	$ -	$ -	$ -	$ -
3211	T624001742	TEMP	RSV - 8in Lovington Mainline - 8in & 6in Crossing BV	FP-NMG Transm Specific-Replace	368.0	$ -	$ -	$ -	$ -	$ -	$ -	$ -
3212	T624001742	TEMP	RSV - 8in Lovington Mainline - 8in & 6in Crossing BV	FP-NMG Transm Specific-Replace	369.0	$ -	$ -	$ -	$ -	$ -	$ -	$ -
3213	610001743	TEMP	ABQ Alta Monte Dresser Coupled Main Replacement	FP-NMG Dist Specific-Replace	376.1	$ -	$ -	$ -	$ -	$ -	$ -	$ -
3214	610001743	TEMP	ABQ Alta Monte Dresser Coupled Main Replacement	FP-NMG Dist Specific-Replace	376.2	$ -	$ -	$ -	$ -	$ -	$ -	$ -
3215	610001743	TEMP	ABQ Alta Monte Dresser Coupled Main Replacement	FP-NMG Dist Specific-Replace	376.4	$ -	$ -	$ -	$ -	$ -	$ -	$ -
3216	610001743	TEMP	ABQ Alta Monte Dresser Coupled Main Replacement	FP-NMG Dist Specific-Replace	380.0	$ -	$ -	$ -	$ -	$ -	$ -	$ -
3217	T624001744	TEMP	Lea Co Turbine Swing - Phase IV	FP-NMG Transm Specific-Replace	367.1	$ -	$ -	$ -	$ -	$ -	$ -	$ -
3218	T624001744	TEMP	Lea Co Turbine Swing - Phase IV	FP-NMG Transm Specific-Replace	368.0	$ -	$ -	$ -	$ -	$ -	$ -	$ -
3219	T624001744	TEMP	Lea Co Turbine Swing - Phase IV	FP-NMG Transm Specific-Replace	369.0	$ -	$ -	$ -	$ -	$ -	$ -	$ -
3220	T660001745	PRE-09922	RSV - Taos ML - Dixon Valve Setting No.6	FP-NMG Transm Specific-Replace	367.1	$ -	$ -	$ -	$ -	$ -	$ -	$ -
3221	T660001745	PRE-09922	RSV - Taos ML - Dixon Valve Setting No.6	FP-NMG Transm Specific-Replace	368.0	$ -	$ -	$ -	$ -	$ -	$ -	$ -
3222	T660001745	PRE-09922	RSV - Taos ML - Dixon Valve Setting No.6	FP-NMG Transm Specific-Replace	369.0	$ -	$ -	$ -	$ -	$ -	$ -	$ -
3223	T680001746	PRE-10000	RSV: Crouch Mesa Lateral - TW Blanco Hub to Farmington (Launcher)	FP-NMG Transm Specific-Replace	367.1	$ -	$ -	$ -	$ -	$ -	$ -	$ -
3224	T680001746	PRE-10000	RSV: Crouch Mesa Lateral - TW Blanco Hub to Farmington (Launcher)	FP-NMG Transm Specific-Replace	368.0	$ -	$ -	$ -	$ -	$ -	$ -	$ -
3225	T680001746	PRE-10000	RSV: Crouch Mesa Lateral - TW Blanco Hub to Farmington (Launcher)	FP-NMG Transm Specific-Replace	369.0	$ -	$ -	$ -	$ -	$ -	$ -	$ -
3226	T610001747	TEMP	RSV - Atrisco 12 & 20in Mainlines - 29-37 ATRISCO B/S (12 and 20 in Receiver)	FP-NMG Transm Specific-Replace	367.1	$ -	$ -	$ -	$ -	$ -	$ -	$ -
3227	T610001747	TEMP	RSV - Atrisco 12 & 20in Mainlines - 29-37 ATRISCO B/S (12 and 20 in Receiver)	FP-NMG Transm Specific-Replace	368.0	$ -	$ -	$ -	$ -	$ -	$ -	$ -
3228	T610001747	TEMP	RSV - Atrisco 12 & 20in Mainlines - 29-37 ATRISCO B/S (12 and 20 in Receiver)	FP-NMG Transm Specific-Replace	369.0	$ -	$ -	$ -	$ -	$ -	$ -	$ -
3229	T680001748	PRE-10004	RSV - ABQ LP ML - Kutz Albuquerque East Take-off Launcher Valve Setting (LP Launch	FP-NMG Transm Specific-Replace	367.1	$ -	$ -	$ -	$ -	$ -	$ -	$ -
3230	T680001748	PRE-10004	RSV - ABQ LP ML - Kutz Albuquerque East Take-off Launcher Valve Setting (LP Launch	FP-NMG Transm Specific-Replace	368.0	$ -	$ -	$ -	$ -	$ -	$ -	$ -
3231	T680001748	PRE-10004	RSV - ABQ LP ML - Kutz Albuquerque East Take-off Launcher Valve Setting (LP Launch	FP-NMG Transm Specific-Replace	369.0	$ -	$ -	$ -	$ -	$ -	$ -	$ -
3232	T624001749	TEMP	Lea Co Air Intake Replacement	FP-NMG Transm Specific-Replace	367.1	$ -	$ -	$ -	$ -	$ -	$ -	$ -
3233	T624001749	TEMP	Lea Co Air Intake Replacement	FP-NMG Transm Specific-Replace	368.0	$ -	$ -	$ -	$ -	$ -	$ -	$ -
3234	T624001749	TEMP	Lea Co Air Intake Replacement	FP-NMG Transm Specific-Replace	369.0	$ -	$ -	$ -	$ -	$ -	$ -	$ -
3235	T610001750	TEMP	RSV - Belen Los Lunas ML - Block Valve I-25 and Morris Rd MP 13.52	FP-NMG Transm Specific-Replace	367.1	$ -	$ -	$ -	$ -	$ -	$ -	$ -
3236	T610001750	TEMP	RSV - Belen Los Lunas ML - Block Valve I-25 and Morris Rd MP 13.52	FP-NMG Transm Specific-Replace	368.0	$ -	$ -	$ -	$ -	$ -	$ -	$ -
3237	T610001750	TEMP	RSV - Belen Los Lunas ML - Block Valve I-25 and Morris Rd MP 13.52	FP-NMG Transm Specific-Replace	369.0	$ -	$ -	$ -	$ -	$ -	$ -	$ -
3238	T680001751	TEMP	RSV - Grants/Gallup ML - Gallup BS#1 Receiver Site	FP-NMG Transm Specific-Replace	367.1	$ -	$ -	$ -	$ -	$ -	$ -	$ -
3239	T680001751	TEMP	RSV - Grants/Gallup ML - Gallup BS#1 Receiver Site	FP-NMG Transm Specific-Replace	368.0	$ -	$ -	$ -	$ -	$ -	$ -	$ -
3240	T680001751	TEMP	RSV - Grants/Gallup ML - Gallup BS#1 Receiver Site	FP-NMG Transm Specific-Replace	369.0	$ -	$ -	$ -	$ -	$ -	$ -	$ -
3241	T626001752	NEW-15539	YZ Odorizer at TW Clovis	FP-NMG Transm Stations-New	369.0	$ -	$ -	$ -	$ -	$ -	$ -	$ -
3242	T621001753	TEMP	RSV - Alamo-Holloman Laterals West (A-Line) to Alamogordo Border Station - Alamo	FP-NMG Transm Specific-Replace	367.1	$ -	$ -	$ -	$ -	$ -	$ -	$ -
3243	T621001753	TEMP	RSV - Alamo-Holloman Laterals West (A-Line) to Alamogordo Border Station - Alamo	FP-NMG Transm Specific-Replace	368.0	$ -	$ -	$ -	$ -	$ -	$ -	$ -
3244	T621001753	TEMP	RSV - Alamo-Holloman Laterals West (A-Line) to Alamogordo Border Station - Alamo	FP-NMG Transm Specific-Replace	369.0	$ -	$ -	$ -	$ -	$ -	$ -	$ -
3245	T680001754	PRE-09893	X41 Interconnect rebuild	FP-NMG Transm Specific-Replace	367.1	$ -	$ -	$ -	$ -	$ -	$ -	$ -
3246	T680001754	PRE-09893	X41 Interconnect rebuild	FP-NMG Transm Specific-Replace	368.0	$ -	$ -	$ -	$ -	$ -	$ -	$ -
3247	T680001754	PRE-09893	X41 Interconnect rebuild	FP-NMG Transm Specific-Replace	369.0	$ -	$ -	$ -	$ -	$ -	$ -	$ -
3248	610001755	PRE-10023	Princeton Main and Service Replacement	FP-NMG Dist Specific-Replace	376.1	$ -	$ -	$ -	$ -	$ -	$ -	$ -
3249	610001755	PRE-10023	Princeton Main and Service Replacement	FP-NMG Dist Specific-Replace	376.2	$ -	$ -	$ -	$ -	$ -	$ -	$ -
3250	610001755	PRE-10023	Princeton Main and Service Replacement	FP-NMG Dist Specific-Replace	376.4	$ -	$ -	$ -	$ -	$ -	$ -	$ -
3251	610001755	PRE-10023	Princeton Main and Service Replacement	FP-NMG Dist Specific-Replace	380.0	$ -	$ -	$ -	$ -	$ -	$ -	$ -

NEW MEXICO GAS COMPANY, INC.

Plant Gross Activity
Base Period - 12 Months Ending March 31, 2023
Future Test Year - 12 Months Ending September 30, 2025

	A	B	C	D	E	AB	AC	AD	AE	AF	AG	AH	AI
3	Investment Number	FP Number	Investment Name	FP Type	FERC Account	2/28/2025	3/31/2025	4/30/2025	5/31/2025	6/30/2025	7/31/2025	8/31/2025	9/30/2025
3196	T610001736	TEMP	Cabezon Waukesha Generator Rebuild	FP-NMG Transm Specific-Replace	369.0	$ -	$ -	$ -	$ -	$ -	$ -	$ -	$ -
3197	632001737	NEW-15585	Silver City Office Roof & Stucco Repairs	FP-NMG Land_Structures&Improver	390.0	$ -	$ -	$ -	$ -	$ -	$ -	$ -	$ -
3198	684001738	TEMP	Gallup North of W Coal Ave Main and Service Replacements	FP-NMG Dist Specific-Replace	376.1	$ -	$ -	$ -	$ -	$ -	$ -	$ -	$ -
3199	684001738	TEMP	Gallup North of W Coal Ave Main and Service Replacements	FP-NMG Dist Specific-Replace	376.2	$ -	$ -	$ -	$ -	$ -	$ -	$ -	$ -
3200	684001738	TEMP	Gallup North of W Coal Ave Main and Service Replacements	FP-NMG Dist Specific-Replace	376.4	$ -	$ -	$ -	$ -	$ -	$ -	$ -	$ -
3201	684001738	TEMP	Gallup North of W Coal Ave Main and Service Replacements	FP-NMG Dist Specific-Replace	380.0	$ -	$ -	$ -	$ -	$ -	$ -	$ -	$ -
3202	626001739	TEMP	Clovis/Cannon Replacement - 3.6 miles of 6in - Phase I	FP-NMG Dist Specific-Replace	376.1	$ -	$ -	$ -	$ -	$ -	$ -	$ -	$ -
3203	626001739	TEMP	Clovis/Cannon Replacement - 3.6 miles of 6in - Phase I	FP-NMG Dist Specific-Replace	376.2	$ -	$ -	$ -	$ -	$ -	$ -	$ -	$ -
3204	626001739	TEMP	Clovis/Cannon Replacement - 3.6 miles of 6in - Phase I	FP-NMG Dist Specific-Replace	376.4	$ -	$ -	$ -	$ -	$ -	$ -	$ -	$ -
3205	626001739	TEMP	Clovis/Cannon Replacement - 3.6 miles of 6in - Phase I	FP-NMG Dist Specific-Replace	380.0	$ -	$ -	$ -	$ -	$ -	$ -	$ -	$ -
3206	610001741	TEMP	ABQ 8th St Dresser Coupled Main Replacement	FP-NMG Dist Specific-Replace	376.1	$ -	$ -	$ -	$ -	$ -	$ -	$ -	$ -
3207	610001741	TEMP	ABQ 8th St Dresser Coupled Main Replacement	FP-NMG Dist Specific-Replace	376.2	$ -	$ -	$ -	$ -	$ -	$ -	$ -	$ -
3208	610001741	TEMP	ABQ 8th St Dresser Coupled Main Replacement	FP-NMG Dist Specific-Replace	376.4	$ -	$ -	$ -	$ -	$ -	$ -	$ -	$ -
3209	610001741	TEMP	ABQ 8th St Dresser Coupled Main Replacement	FP-NMG Dist Specific-Replace	380.0	$ -	$ -	$ -	$ -	$ -	$ -	$ -	$ -
3210	T624001742	TEMP	RSV - 8in Lovington Mainline - 8in & 6in Crossing BV	FP-NMG Transm Specific-Replace	367.1	$ -	$ -	$ -	$ -	$ -	$ -	$ -	$ -
3211	T624001742	TEMP	RSV - 8in Lovington Mainline - 8in & 6in Crossing BV	FP-NMG Transm Specific-Replace	368.0	$ -	$ -	$ -	$ -	$ -	$ -	$ -	$ -
3212	T624001742	TEMP	RSV - 8in Lovington Mainline - 8in & 6in Crossing BV	FP-NMG Transm Specific-Replace	369.0	$ -	$ -	$ -	$ -	$ -	$ -	$ -	$ -
3213	610001743	TEMP	ABQ Alta Monte Dresser Coupled Main Replacement	FP-NMG Dist Specific-Replace	376.1	$ -	$ -	$ -	$ -	$ -	$ -	$ -	$ -
3214	610001743	TEMP	ABQ Alta Monte Dresser Coupled Main Replacement	FP-NMG Dist Specific-Replace	376.2	$ -	$ -	$ -	$ -	$ -	$ -	$ -	$ -
3215	610001743	TEMP	ABQ Alta Monte Dresser Coupled Main Replacement	FP-NMG Dist Specific-Replace	376.4	$ -	$ -	$ -	$ -	$ -	$ -	$ -	$ -
3216	610001743	TEMP	ABQ Alta Monte Dresser Coupled Main Replacement	FP-NMG Dist Specific-Replace	380.0	$ -	$ -	$ -	$ -	$ -	$ -	$ -	$ -
3217	T624001744	TEMP	Lea Co Turbine Swing - Phase IV	FP-NMG Transm Specific-Replace	367.1	$ -	$ -	$ -	$ -	$ -	$ -	$ -	$ -
3218	T624001744	TEMP	Lea Co Turbine Swing - Phase IV	FP-NMG Transm Specific-Replace	368.0	$ -	$ -	$ -	$ -	$ -	$ -	$ -	$ -
3219	T624001744	TEMP	Lea Co Turbine Swing - Phase IV	FP-NMG Transm Specific-Replace	369.0	$ -	$ -	$ -	$ -	$ -	$ -	$ -	$ -
3220	T660001745	PRE-09922	RSV - Taos ML - Dixon Valve Setting No.6	FP-NMG Transm Specific-Replace	367.1	$ -	$ -	$ -	$ -	$ -	$ -	$ -	$ -
3221	T660001745	PRE-09922	RSV - Taos ML - Dixon Valve Setting No.6	FP-NMG Transm Specific-Replace	368.0	$ -	$ -	$ -	$ -	$ -	$ -	$ -	$ -
3222	T660001745	PRE-09922	RSV - Taos ML - Dixon Valve Setting No.6	FP-NMG Transm Specific-Replace	369.0	$ -	$ -	$ -	$ -	$ -	$ -	$ -	$ -
3223	T680001746	PRE-10000	RSV: Crouch Mesa Lateral - TW Blanco Hub to Farmington (Launcher)	FP-NMG Transm Specific-Replace	367.1	$ -	$ -	$ -	$ -	$ -	$ -	$ -	$ -
3224	T680001746	PRE-10000	RSV: Crouch Mesa Lateral - TW Blanco Hub to Farmington (Launcher)	FP-NMG Transm Specific-Replace	368.0	$ -	$ -	$ -	$ -	$ -	$ -	$ -	$ -
3225	T680001746	PRE-10000	RSV: Crouch Mesa Lateral - TW Blanco Hub to Farmington (Launcher)	FP-NMG Transm Specific-Replace	369.0	$ -	$ -	$ -	$ -	$ -	$ -	$ -	$ -
3226	T610001747	TEMP	RSV - Atrisco 12 & 20in Mainlines - 29-37 ATRISCO B/S (12 and 20 in Receiver)	FP-NMG Transm Specific-Replace	367.1	$ -	$ -	$ -	$ -	$ -	$ -	$ -	$ -
3227	T610001747	TEMP	RSV - Atrisco 12 & 20in Mainlines - 29-37 ATRISCO B/S (12 and 20 in Receiver)	FP-NMG Transm Specific-Replace	368.0	$ -	$ -	$ -	$ -	$ -	$ -	$ -	$ -
3228	T610001747	TEMP	RSV - Atrisco 12 & 20in Mainlines - 29-37 ATRISCO B/S (12 and 20 in Receiver)	FP-NMG Transm Specific-Replace	369.0	$ -	$ -	$ -	$ -	$ -	$ -	$ -	$ -
3229	T680001748	PRE-10004	RSV - ABQ LP ML - Kutz Albuquerque East Take-off Launcher Valve Setting (LP Launch	FP-NMG Transm Specific-Replace	367.1	$ -	$ -	$ -	$ -	$ -	$ -	$ -	$ -
3230	T680001748	PRE-10004	RSV - ABQ LP ML - Kutz Albuquerque East Take-off Launcher Valve Setting (LP Launch	FP-NMG Transm Specific-Replace	368.0	$ -	$ -	$ -	$ -	$ -	$ -	$ -	$ -
3231	T680001748	PRE-10004	RSV - ABQ LP ML - Kutz Albuquerque East Take-off Launcher Valve Setting (LP Launch	FP-NMG Transm Specific-Replace	369.0	$ -	$ -	$ -	$ -	$ -	$ -	$ -	$ -
3232	T624001749	TEMP	Lea Co Air Intake Replacement	FP-NMG Transm Specific-Replace	367.1	$ -	$ -	$ -	$ -	$ -	$ -	$ -	$ -
3233	T624001749	TEMP	Lea Co Air Intake Replacement	FP-NMG Transm Specific-Replace	368.0	$ -	$ -	$ -	$ -	$ -	$ -	$ -	$ -
3234	T624001749	TEMP	Lea Co Air Intake Replacement	FP-NMG Transm Specific-Replace	369.0	$ -	$ -	$ -	$ -	$ -	$ -	$ -	$ -
3235	T610001750	TEMP	RSV - Belen Los Lunas ML - Block Valve I-25 and Morris Rd MP 13.52	FP-NMG Transm Specific-Replace	367.1	$ -	$ -	$ -	$ -	$ -	$ -	$ -	$ -
3236	T610001750	TEMP	RSV - Belen Los Lunas ML - Block Valve I-25 and Morris Rd MP 13.52	FP-NMG Transm Specific-Replace	368.0	$ -	$ -	$ -	$ -	$ -	$ -	$ -	$ -
3237	T610001750	TEMP	RSV - Belen Los Lunas ML - Block Valve I-25 and Morris Rd MP 13.52	FP-NMG Transm Specific-Replace	369.0	$ -	$ -	$ -	$ -	$ -	$ -	$ -	$ -
3238	T680001751	TEMP	RSV - Grants/Gallup ML - Gallup BS#1 Receiver Site	FP-NMG Transm Specific-Replace	367.1	$ -	$ -	$ -	$ -	$ -	$ -	$ -	$ -
3239	T680001751	TEMP	RSV - Grants/Gallup ML - Gallup BS#1 Receiver Site	FP-NMG Transm Specific-Replace	368.0	$ -	$ -	$ -	$ -	$ -	$ -	$ -	$ -
3240	T680001751	TEMP	RSV - Grants/Gallup ML - Gallup BS#1 Receiver Site	FP-NMG Transm Specific-Replace	369.0	$ -	$ -	$ -	$ -	$ -	$ -	$ -	$ -
3241	T626001752	NEW-15539	YZ Odorizer at TW Clovis	FP-NMG Transm Stations-New	369.0	$ -	$ -	$ -	$ -	$ -	$ -	$ -	$ -
3242	T621001753	TEMP	RSV - Alamo-Holloman Laterals West (A-Line) to Alamogordo Border Station - Alamo	FP-NMG Transm Specific-Replace	367.1	$ -	$ -	$ -	$ -	$ -	$ -	$ -	$ -
3243	T621001753	TEMP	RSV - Alamo-Holloman Laterals West (A-Line) to Alamogordo Border Station - Alamo	FP-NMG Transm Specific-Replace	368.0	$ -	$ -	$ -	$ -	$ -	$ -	$ -	$ -
3244	T621001753	TEMP	RSV - Alamo-Holloman Laterals West (A-Line) to Alamogordo Border Station - Alamo	FP-NMG Transm Specific-Replace	369.0	$ -	$ -	$ -	$ -	$ -	$ -	$ -	$ -
3245	T680001754	PRE-09893	X41 Interconnect rebuild	FP-NMG Transm Specific-Replace	367.1	$ -	$ -	$ -	$ -	$ -	$ -	$ -	$ -
3246	T680001754	PRE-09893	X41 Interconnect rebuild	FP-NMG Transm Specific-Replace	368.0	$ -	$ -	$ -	$ -	$ -	$ -	$ -	$ -
3247	T680001754	PRE-09893	X41 Interconnect rebuild	FP-NMG Transm Specific-Replace	369.0	$ -	$ -	$ -	$ -	$ -	$ -	$ -	$ -
3248	610001755	PRE-10023	Princeton Main and Service Replacement	FP-NMG Dist Specific-Replace	376.1	$ -	$ -	$ -	$ -	$ -	$ -	$ -	$ -
3249	610001755	PRE-10023	Princeton Main and Service Replacement	FP-NMG Dist Specific-Replace	376.2	$ -	$ -	$ -	$ -	$ -	$ -	$ -	$ -
3250	610001755	PRE-10023	Princeton Main and Service Replacement	FP-NMG Dist Specific-Replace	376.4	$ -	$ -	$ -	$ -	$ -	$ -	$ -	$ -
3251	610001755	PRE-10023	Princeton Main and Service Replacement	FP-NMG Dist Specific-Replace	380.0	$ -	$ -	$ -	$ -	$ -	$ -	$ -	$ -

NEW MEXICO GAS COMPANY, INC.

Plant Gross Activity
Base Period - 12 Months Ending March 31, 2023
Future Test Year - 12 Months Ending September 30, 2025

	A	B	C	D	E	F	G	H	I	J	K	L
3	Investment Number	FP Number	Investment Name	FP Type	FERC Account	4/30/2023	5/31/2023	6/30/2023	7/31/2023	8/31/2023	9/30/2023	10/31/2023
3252	T626001756	PRE-09885	YZ Odorizer at TW Farwell	FP-NMG Transm Stations-Replace	368.0	$ -	$ -	$ -	$ -	$ -	$ -	$ -
3253	T626001756	PRE-09885	YZ Odorizer at TW Farwell	FP-NMG Transm Stations-Replace	369.0	$ -	$ -	$ -	$ -	$ -	$ -	$ -
3254	T624001757	TEMP	RSV - 8in Lovington Mainline - Humble City Take-off (Launcher Site)	FP-NMG Transm Specific-Replace	367.1	$ -	$ -	$ -	$ -	$ -	$ -	$ -
3255	T624001757	TEMP	RSV - 8in Lovington Mainline - Humble City Take-off (Launcher Site)	FP-NMG Transm Specific-Replace	368.0	$ -	$ -	$ -	$ -	$ -	$ -	$ -
3256	T624001757	TEMP	RSV - 8in Lovington Mainline - Humble City Take-off (Launcher Site)	FP-NMG Transm Specific-Replace	369.0	$ -	$ -	$ -	$ -	$ -	$ -	$ -
3257	601001758	NEW-15566	Suite 15 office remodel / Walk in office	FP-NMG Land_Structures&Improven	390.0	$ -	$ -	$ -	$ -	$ -	$ -	$ -
3258	601001759	NEW-15575	Director offices remodel	FP-NMG Land_Structures&Improven	390.0	$ -	$ -	$ -	$ -	$ -	$ -	$ -
3259	601001760	NEW-15567	Call Center Remodel - Gas Control/Supply/Director office and Manager office	FP-NMG Land_Structures&Improven	390.0	$ -	$ -	$ -	$ -	$ -	$ -	$ -
3260	610001761	PRE-09941	Mountain View Storm Drain Inlet Doglegs	FP-NMG Dist Specific-Replace	376.1	$ -	$ -	$ -	$ 6,391	$ -	$ -	$ -
3261	610001761	PRE-09941	Mountain View Storm Drain Inlet Doglegs	FP-NMG Dist Specific-Replace	376.2	$ -	$ -	$ -	$ 44,736	$ -	$ -	$ -
3262	610001761	PRE-09941	Mountain View Storm Drain Inlet Doglegs	FP-NMG Dist Specific-Replace	376.4	$ -	$ -	$ -	$ 3,195	$ -	$ -	$ -
3263	610001761	PRE-09941	Mountain View Storm Drain Inlet Doglegs	FP-NMG Dist Specific-Replace	380.0	$ -	$ -	$ -	$ 9,586	$ -	$ -	$ -
3264	T601001762	PRE-09911	CP Ground Bed Phase III	FP-NMG Transm Specific-Replace	367.1	$ -	$ -	$ -	$ -	$ -	$ -	$ -
3265	T601001762	PRE-09911	CP Ground Bed Phase III	FP-NMG Transm Specific-Replace	368.0	$ -	$ -	$ -	$ -	$ -	$ -	$ -
3266	T601001762	PRE-09911	CP Ground Bed Phase III	FP-NMG Transm Specific-Replace	369.0	$ -	$ -	$ -	$ -	$ -	$ -	$ -
3267	T660001763	TEMP	RSV: Los Alamos ML - Caja del Rio (Los Alamos BV Setting No.1) 20 in Receiver, 12in L	FP-NMG Transm Specific-Replace	367.1	$ -	$ -	$ -	$ -	$ -	$ -	$ -
3268	T660001763	TEMP	RSV: Los Alamos ML - Caja del Rio (Los Alamos BV Setting No.1) 20 in Receiver, 12in L	FP-NMG Transm Specific-Replace	368.0	$ -	$ -	$ -	$ -	$ -	$ -	$ -
3269	T660001763	TEMP	RSV: Los Alamos ML - Caja del Rio (Los Alamos BV Setting No.1) 20 in Receiver, 12in L	FP-NMG Transm Specific-Replace	369.0	$ -	$ -	$ -	$ -	$ -	$ -	$ -
3270	T601001764	TEMP	Old - CP Ground Bed Phase IV	FP-NMG Transm Cathodic Protectior	367.3	$ -	$ -	$ -	$ -	$ -	$ -	$ -
3271	T601001765	PRE-09912	CP Ground Bed Phase IV	FP-NMG Transm Specific-Replace	367.1	$ -	$ -	$ -	$ -	$ -	$ -	$ -
3272	T601001765	PRE-09912	CP Ground Bed Phase IV	FP-NMG Transm Specific-Replace	368.0	$ -	$ -	$ -	$ -	$ -	$ -	$ -
3273	T601001765	PRE-09912	CP Ground Bed Phase IV	FP-NMG Transm Specific-Replace	369.0	$ -	$ -	$ -	$ -	$ -	$ -	$ -
3274	T601001766	TEMP	CP Ground Bed Phase V	FP-NMG Transm Specific-Replace	367.1	$ -	$ -	$ -	$ -	$ -	$ -	$ -
3275	T601001766	TEMP	CP Ground Bed Phase V	FP-NMG Transm Specific-Replace	368.0	$ -	$ -	$ -	$ -	$ -	$ -	$ -
3276	T601001766	TEMP	CP Ground Bed Phase V	FP-NMG Transm Specific-Replace	369.0	$ -	$ -	$ -	$ -	$ -	$ -	$ -
3277	T660001767	TEMP	RSV: Los Alamos ML - Pojoaque BV	FP-NMG Transm Specific-Replace	367.1	$ -	$ -	$ -	$ -	$ -	$ -	$ -
3278	T660001767	TEMP	RSV: Los Alamos ML - Pojoaque BV	FP-NMG Transm Specific-Replace	368.0	$ -	$ -	$ -	$ -	$ -	$ -	$ -
3279	T660001767	TEMP	RSV: Los Alamos ML - Pojoaque BV	FP-NMG Transm Specific-Replace	369.0	$ -	$ -	$ -	$ -	$ -	$ -	$ -
3280	601001768	TEMP	Error - CP Monitoring	FP-NMG Dist Specifics-New	376.1	$ -	$ -	$ -	$ -	$ -	$ -	$ -
3281	601001768	TEMP	Error - CP Monitoring	FP-NMG Dist Specifics-New	376.2	$ -	$ -	$ -	$ -	$ -	$ -	$ -
3282	601001768	TEMP	Error - CP Monitoring	FP-NMG Dist Specifics-New	376.4	$ -	$ -	$ -	$ -	$ -	$ -	$ -
3283	601001769	NEW-15586	CP Monitoring Phase I-Dist Rect Regional	FP-NMG Dist Specifics-New	376.1	$ -	$ -	$ -	$ -	$ -	$ -	$ -
3284	601001769	NEW-15586	CP Monitoring Phase I-Dist Rect Regional	FP-NMG Dist Specifics-New	376.2	$ -	$ -	$ -	$ -	$ -	$ -	$ -
3285	601001769	NEW-15586	CP Monitoring Phase I-Dist Rect Regional	FP-NMG Dist Specifics-New	376.4	$ -	$ -	$ -	$ -	$ -	$ -	$ -
3286	T660001770	TEMP	RSV - Los Alamos ML, Taos ML, Espanola ML - Ottowi 12in to Caja, 6in & 8in to Espan	FP-NMG Transm Specific-Replace	367.1	$ -	$ -	$ -	$ -	$ -	$ -	$ -
3287	T660001770	TEMP	RSV - Los Alamos ML, Taos ML, Espanola ML - Ottowi 12in to Caja, 6in & 8in to Espan	FP-NMG Transm Specific-Replace	368.0	$ -	$ -	$ -	$ -	$ -	$ -	$ -
3288	T660001770	TEMP	RSV - Los Alamos ML, Taos ML, Espanola ML - Ottowi 12in to Caja, 6in & 8in to Espan	FP-NMG Transm Specific-Replace	369.0	$ -	$ -	$ -	$ -	$ -	$ -	$ -
3289	610001771	PRE-09895	Townsend Replacement Project	FP-NMG Dist Specific-Replace	376.1	$ -	$ -	$ 50,775	$ -	$ -	$ -	$ -
3290	610001771	PRE-09895	Townsend Replacement Project	FP-NMG Dist Specific-Replace	376.2	$ -	$ -	$ 355,427	$ -	$ -	$ -	$ -
3291	610001771	PRE-09895	Townsend Replacement Project	FP-NMG Dist Specific-Replace	376.4	$ -	$ -	$ 25,388	$ -	$ -	$ -	$ -
3292	610001771	PRE-09895	Townsend Replacement Project	FP-NMG Dist Specific-Replace	380.0	$ -	$ -	$ 76,163	$ -	$ -	$ -	$ -
3293	T680001772	TEMP	RSV: Blanco Hub ML - Blanco to Kutz Receiver Valve Setting	FP-NMG Transm Specific-Replace	367.1	$ -	$ -	$ -	$ -	$ -	$ -	$ -
3294	T680001772	TEMP	RSV: Blanco Hub ML - Blanco to Kutz Receiver Valve Setting	FP-NMG Transm Specific-Replace	368.0	$ -	$ -	$ -	$ -	$ -	$ -	$ -
3295	T680001772	TEMP	RSV: Blanco Hub ML - Blanco to Kutz Receiver Valve Setting	FP-NMG Transm Specific-Replace	369.0	$ -	$ -	$ -	$ -	$ -	$ -	$ -
3296	601001773	TEMP	CP Monitoring Phase II-Metro Dist Rect (1/3)	FP-NMG Dist Specifics-New	376.1	$ -	$ -	$ -	$ -	$ -	$ -	$ -
3297	601001773	TEMP	CP Monitoring Phase II-Metro Dist Rect (1/3)	FP-NMG Dist Specifics-New	376.2	$ -	$ -	$ -	$ -	$ -	$ -	$ -
3298	601001773	TEMP	CP Monitoring Phase II-Metro Dist Rect (1/3)	FP-NMG Dist Specifics-New	376.4	$ -	$ -	$ -	$ -	$ -	$ -	$ -
3299	601001774	TEMP	CP Monitoring Phase III- Metro Dist Rect (2/3)	FP-NMG Dist Specifics-New	376.1	$ -	$ -	$ -	$ -	$ -	$ -	$ -
3300	601001774	TEMP	CP Monitoring Phase III- Metro Dist Rect (2/3)	FP-NMG Dist Specifics-New	376.2	$ -	$ -	$ -	$ -	$ -	$ -	$ -
3301	601001774	TEMP	CP Monitoring Phase III- Metro Dist Rect (2/3)	FP-NMG Dist Specifics-New	376.4	$ -	$ -	$ -	$ -	$ -	$ -	$ -
3302	601001775	NEW-15573	CP Monitoring Phase IV- non-Critical Bonds	FP-NMG Dist Specifics-New	376.1	$ -	$ -	$ -	$ -	$ -	$ -	$ -
3303	601001775	NEW-15573	CP Monitoring Phase IV- non-Critical Bonds	FP-NMG Dist Specifics-New	376.2	$ -	$ -	$ -	$ -	$ -	$ -	$ -
3304	601001775	NEW-15573	CP Monitoring Phase IV- non-Critical Bonds	FP-NMG Dist Specifics-New	376.4	$ -	$ -	$ -	$ -	$ -	$ -	$ -
3305	T610001776	TEMP	RSV: Santa Fe 12" 720 - Algodones BV Setting	FP-NMG Transm Specific-Replace	367.1	$ -	$ -	$ -	$ -	$ -	$ -	$ -
3306	T610001776	TEMP	RSV: Santa Fe 12" 720 - Algodones BV Setting	FP-NMG Transm Specific-Replace	368.0	$ -	$ -	$ -	$ -	$ -	$ -	$ -
3307	T610001776	TEMP	RSV: Santa Fe 12" 720 - Algodones BV Setting	FP-NMG Transm Specific-Replace	369.0	$ -	$ -	$ -	$ -	$ -	$ -	$ -

NEW MEXICO GAS COMPANY, INC.

Plant Gross Activity
Base Period - 12 Months Ending March 31, 2023
Future Test Year - 12 Months Ending September 30, 2025

	A	B	C	D	E	M	N	O	P	Q	R	S	T
3	Investment Number	FP Number	Investment Name	FP Type	FERC Account	11/30/2023	12/31/2023	1/31/2024	2/29/2024	3/31/2024	4/30/2024	5/31/2024	6/30/2024
3252	T626001756	PRE-09885	YZ Odorizer at TW Farwell	FP-NMG Transm Stations-Replace	368.0	$ -	$ -	$ -	$ -	$ -	$ -	$ -	$ -
3253	T626001756	PRE-09885	YZ Odorizer at TW Farwell	FP-NMG Transm Stations-Replace	369.0	$ -	$ -	$ -	$ -	$ -	$ -	$ -	$ -
3254	T624001757	TEMP	RSV - 8in Lovington Mainline - Humble City Take-off (Launcher Site)	FP-NMG Transm Specific-Replace	367.1	$ -	$ -	$ -	$ -	$ -	$ -	$ -	$ -
3255	T624001757	TEMP	RSV - 8in Lovington Mainline - Humble City Take-off (Launcher Site)	FP-NMG Transm Specific-Replace	368.0	$ -	$ -	$ -	$ -	$ -	$ -	$ -	$ -
3256	T624001757	TEMP	RSV - 8in Lovington Mainline - Humble City Take-off (Launcher Site)	FP-NMG Transm Specific-Replace	369.0	$ -	$ -	$ -	$ -	$ -	$ -	$ -	$ -
3257	601001758	NEW-15566	Suite 15 office remodel / Walk in office	FP-NMG Land_Structures&Improven	390.0	$ -	$ -	$ -	$ -	$ -	$ -	$ -	$ -
3258	601001759	NEW-15575	Director offices remodel	FP-NMG Land_Structures&Improven	390.0	$ -	$ -	$ -	$ -	$ -	$ -	$ -	$ -
3259	601001760	NEW-15567	Call Center Remodel - Gas Control/Supply/Director office and Manager office	FP-NMG Land_Structures&Improven	390.0	$ -	$ -	$ -	$ -	$ -	$ -	$ -	$ -
3260	610001761	PRE-09941	Mountain View Storm Drain Inlet Doglegs	FP-NMG Dist Specific-Replace	376.1	$ -	$ -	$ -	$ -	$ -	$ -	$ -	$ -
3261	610001761	PRE-09941	Mountain View Storm Drain Inlet Doglegs	FP-NMG Dist Specific-Replace	376.2	$ -	$ -	$ -	$ -	$ -	$ -	$ -	$ -
3262	610001761	PRE-09941	Mountain View Storm Drain Inlet Doglegs	FP-NMG Dist Specific-Replace	376.4	$ -	$ -	$ -	$ -	$ -	$ -	$ -	$ -
3263	610001761	PRE-09941	Mountain View Storm Drain Inlet Doglegs	FP-NMG Dist Specific-Replace	380.0	$ -	$ -	$ -	$ -	$ -	$ -	$ -	$ -
3264	T601001762	PRE-09911	CP Ground Bed Phase III	FP-NMG Transm Specific-Replace	367.1	$ -	$ -	$ -	$ -	$ -	$ -	$ -	$ -
3265	T601001762	PRE-09911	CP Ground Bed Phase III	FP-NMG Transm Specific-Replace	368.0	$ -	$ -	$ -	$ -	$ -	$ -	$ -	$ -
3266	T601001762	PRE-09911	CP Ground Bed Phase III	FP-NMG Transm Specific-Replace	369.0	$ -	$ -	$ -	$ -	$ -	$ -	$ -	$ -
3267	T660001763	TEMP	RSV: Los Alamos ML - Caja del Rio (Los Alamos BV Setting No.1) 20 in Receiver, 12in L	FP-NMG Transm Specific-Replace	367.1	$ -	$ -	$ -	$ -	$ -	$ -	$ -	$ -
3268	T660001763	TEMP	RSV: Los Alamos ML - Caja del Rio (Los Alamos BV Setting No.1) 20 in Receiver, 12in L	FP-NMG Transm Specific-Replace	368.0	$ -	$ -	$ -	$ -	$ -	$ -	$ -	$ -
3269	T660001763	TEMP	RSV: Los Alamos ML - Caja del Rio (Los Alamos BV Setting No.1) 20 in Receiver, 12in L	FP-NMG Transm Specific-Replace	369.0	$ -	$ -	$ -	$ -	$ -	$ -	$ -	$ -
3270	T601001764	TEMP	Old - CP Ground Bed Phase IV	FP-NMG Transm Cathodic Protectior	367.3	$ -	$ -	$ -	$ -	$ -	$ -	$ -	$ -
3271	T601001765	PRE-09912	CP Ground Bed Phase IV	FP-NMG Transm Specific-Replace	367.1	$ -	$ -	$ -	$ -	$ -	$ -	$ -	$ -
3272	T601001765	PRE-09912	CP Ground Bed Phase IV	FP-NMG Transm Specific-Replace	368.0	$ -	$ -	$ -	$ -	$ -	$ -	$ -	$ -
3273	T601001765	PRE-09912	CP Ground Bed Phase IV	FP-NMG Transm Specific-Replace	369.0	$ -	$ -	$ -	$ -	$ -	$ -	$ -	$ -
3274	T601001766	TEMP	CP Ground Bed Phase V	FP-NMG Transm Specific-Replace	367.1	$ -	$ -	$ -	$ -	$ -	$ -	$ -	$ -
3275	T601001766	TEMP	CP Ground Bed Phase V	FP-NMG Transm Specific-Replace	368.0	$ -	$ -	$ -	$ -	$ -	$ -	$ -	$ -
3276	T601001766	TEMP	CP Ground Bed Phase V	FP-NMG Transm Specific-Replace	369.0	$ -	$ -	$ -	$ -	$ -	$ -	$ -	$ -
3277	T660001767	TEMP	RSV: Los Alamos ML - Pojoaque BV	FP-NMG Transm Specific-Replace	367.1	$ -	$ -	$ -	$ -	$ -	$ -	$ -	$ -
3278	T660001767	TEMP	RSV: Los Alamos ML - Pojoaque BV	FP-NMG Transm Specific-Replace	368.0	$ -	$ -	$ -	$ -	$ -	$ -	$ -	$ -
3279	T660001767	TEMP	RSV: Los Alamos ML - Pojoaque BV	FP-NMG Transm Specific-Replace	369.0	$ -	$ -	$ -	$ -	$ -	$ -	$ -	$ -
3280	601001768	TEMP	Error - CP Monitoring	FP-NMG Dist Specifics-New	376.1	$ -	$ -	$ -	$ -	$ -	$ -	$ -	$ -
3281	601001768	TEMP	Error - CP Monitoring	FP-NMG Dist Specifics-New	376.2	$ -	$ -	$ -	$ -	$ -	$ -	$ -	$ -
3282	601001768	TEMP	Error - CP Monitoring	FP-NMG Dist Specifics-New	376.4	$ -	$ -	$ -	$ -	$ -	$ -	$ -	$ -
3283	601001769	NEW-15586	CP Monitoring Phase I-Dist Rect Regional	FP-NMG Dist Specifics-New	376.1	$ -	$ -	$ -	$ -	$ -	$ -	$ -	$ -
3284	601001769	NEW-15586	CP Monitoring Phase I-Dist Rect Regional	FP-NMG Dist Specifics-New	376.2	$ -	$ -	$ -	$ -	$ -	$ -	$ -	$ -
3285	601001769	NEW-15586	CP Monitoring Phase I-Dist Rect Regional	FP-NMG Dist Specifics-New	376.4	$ -	$ -	$ -	$ -	$ -	$ -	$ -	$ -
3286	T660001770	TEMP	RSV - Los Alamos ML, Taos ML, Espanola ML - Ottowi 12in to Caja, 6in & 8in to Espan	FP-NMG Transm Specific-Replace	367.1	$ -	$ -	$ -	$ -	$ -	$ -	$ -	$ -
3287	T660001770	TEMP	RSV - Los Alamos ML, Taos ML, Espanola ML - Ottowi 12in to Caja, 6in & 8in to Espan	FP-NMG Transm Specific-Replace	368.0	$ -	$ -	$ -	$ -	$ -	$ -	$ -	$ -
3288	T660001770	TEMP	RSV - Los Alamos ML, Taos ML, Espanola ML - Ottowi 12in to Caja, 6in & 8in to Espan	FP-NMG Transm Specific-Replace	369.0	$ -	$ -	$ -	$ -	$ -	$ -	$ -	$ -
3289	610001771	PRE-09895	Townsend Replacement Project	FP-NMG Dist Specific-Replace	376.1	$ -	$ -	$ -	$ -	$ -	$ -	$ -	$ -
3290	610001771	PRE-09895	Townsend Replacement Project	FP-NMG Dist Specific-Replace	376.2	$ -	$ -	$ -	$ -	$ -	$ -	$ -	$ -
3291	610001771	PRE-09895	Townsend Replacement Project	FP-NMG Dist Specific-Replace	376.4	$ -	$ -	$ -	$ -	$ -	$ -	$ -	$ -
3292	610001771	PRE-09895	Townsend Replacement Project	FP-NMG Dist Specific-Replace	380.0	$ -	$ -	$ -	$ -	$ -	$ -	$ -	$ -
3293	T680001772	TEMP	RSV: Blanco Hub ML - Blanco to Kutz Receiver Valve Setting	FP-NMG Transm Specific-Replace	367.1	$ -	$ -	$ -	$ -	$ -	$ -	$ -	$ -
3294	T680001772	TEMP	RSV: Blanco Hub ML - Blanco to Kutz Receiver Valve Setting	FP-NMG Transm Specific-Replace	368.0	$ -	$ -	$ -	$ -	$ -	$ -	$ -	$ -
3295	T680001772	TEMP	RSV: Blanco Hub ML - Blanco to Kutz Receiver Valve Setting	FP-NMG Transm Specific-Replace	369.0	$ -	$ -	$ -	$ -	$ -	$ -	$ -	$ -
3296	601001773	TEMP	CP Monitoring Phase II-Metro Dist Rect (1/3)	FP-NMG Dist Specifics-New	376.1	$ -	$ -	$ -	$ -	$ -	$ -	$ -	$ -
3297	601001773	TEMP	CP Monitoring Phase II-Metro Dist Rect (1/3)	FP-NMG Dist Specifics-New	376.2	$ -	$ -	$ -	$ -	$ -	$ -	$ -	$ -
3298	601001773	TEMP	CP Monitoring Phase II-Metro Dist Rect (1/3)	FP-NMG Dist Specifics-New	376.4	$ -	$ -	$ -	$ -	$ -	$ -	$ -	$ -
3299	601001774	TEMP	CP Monitoring Phase III- Metro Dist Rect (2/3)	FP-NMG Dist Specifics-New	376.1	$ -	$ -	$ -	$ -	$ -	$ -	$ -	$ -
3300	601001774	TEMP	CP Monitoring Phase III- Metro Dist Rect (2/3)	FP-NMG Dist Specifics-New	376.2	$ -	$ -	$ -	$ -	$ -	$ -	$ -	$ -
3301	601001774	TEMP	CP Monitoring Phase III- Metro Dist Rect (2/3)	FP-NMG Dist Specifics-New	376.4	$ -	$ -	$ -	$ -	$ -	$ -	$ -	$ -
3302	601001775	NEW-15573	CP Monitoring Phase IV- non-Critical Bonds	FP-NMG Dist Specifics-New	376.1	$ -	$ -	$ -	$ -	$ -	$ -	$ -	$ -
3303	601001775	NEW-15573	CP Monitoring Phase IV- non-Critical Bonds	FP-NMG Dist Specifics-New	376.2	$ -	$ -	$ -	$ -	$ -	$ -	$ -	$ -
3304	601001775	NEW-15573	CP Monitoring Phase IV- non-Critical Bonds	FP-NMG Dist Specifics-New	376.4	$ -	$ -	$ -	$ -	$ -	$ -	$ -	$ -
3305	T610001776	TEMP	RSV: Santa Fe 12" 720 - Algodones BV Setting	FP-NMG Transm Specific-Replace	367.1	$ -	$ -	$ -	$ -	$ -	$ -	$ -	$ -
3306	T610001776	TEMP	RSV: Santa Fe 12" 720 - Algodones BV Setting	FP-NMG Transm Specific-Replace	368.0	$ -	$ -	$ -	$ -	$ -	$ -	$ -	$ -
3307	T610001776	TEMP	RSV: Santa Fe 12" 720 - Algodones BV Setting	FP-NMG Transm Specific-Replace	369.0	$ -	$ -	$ -	$ -	$ -	$ -	$ -	$ -

NEW MEXICO GAS COMPANY, INC.

Plant Gross Activity
Base Period - 12 Months Ending March 31, 2023
Future Test Year - 12 Months Ending September 30, 2025

	A	B	C	D	E	U	V	W	X	Y	Z	AA
3	Investment Number	FP Number	Investment Name	FP Type	FERC Account	7/31/2024	8/31/2024	9/30/2024	10/31/2024	11/30/2024	12/31/2024	1/31/2025
3252	T626001756	PRE-09885	YZ Odorizer at TW Farwell	FP-NMG Transm Stations-Replace	368.0	$ -	$ -	$ -	$ -	$ -	$ -	$ -
3253	T626001756	PRE-09885	YZ Odorizer at TW Farwell	FP-NMG Transm Stations-Replace	369.0	$ -	$ -	$ -	$ -	$ -	$ -	$ -
3254	T624001757	TEMP	RSV - 8in Lovington Mainline - Humble City Take-off (Launcher Site)	FP-NMG Transm Specific-Replace	367.1	$ -	$ -	$ -	$ -	$ -	$ -	$ -
3255	T624001757	TEMP	RSV - 8in Lovington Mainline - Humble City Take-off (Launcher Site)	FP-NMG Transm Specific-Replace	368.0	$ -	$ -	$ -	$ -	$ -	$ -	$ -
3256	T624001757	TEMP	RSV - 8in Lovington Mainline - Humble City Take-off (Launcher Site)	FP-NMG Transm Specific-Replace	369.0	$ -	$ -	$ -	$ -	$ -	$ -	$ -
3257	601001758	NEW-15566	Suite 15 office remodel / Walk in office	FP-NMG Land_Structures&Improven	390.0	$ -	$ -	$ -	$ -	$ -	$ -	$ -
3258	601001759	NEW-15575	Director offices remodel	FP-NMG Land_Structures&Improven	390.0	$ -	$ -	$ -	$ -	$ -	$ -	$ -
3259	601001760	NEW-15567	Call Center Remodel - Gas Control/Supply/Director office and Manager office	FP-NMG Land_Structures&Improven	390.0	$ -	$ -	$ -	$ -	$ -	$ -	$ -
3260	610001761	PRE-09941	Mountain View Storm Drain Inlet Doglegs	FP-NMG Dist Specific-Replace	376.1	$ -	$ -	$ -	$ -	$ -	$ -	$ -
3261	610001761	PRE-09941	Mountain View Storm Drain Inlet Doglegs	FP-NMG Dist Specific-Replace	376.2	$ -	$ -	$ -	$ -	$ -	$ -	$ -
3262	610001761	PRE-09941	Mountain View Storm Drain Inlet Doglegs	FP-NMG Dist Specific-Replace	376.4	$ -	$ -	$ -	$ -	$ -	$ -	$ -
3263	610001761	PRE-09941	Mountain View Storm Drain Inlet Doglegs	FP-NMG Dist Specific-Replace	380.0	$ -	$ -	$ -	$ -	$ -	$ -	$ -
3264	T601001762	PRE-09911	CP Ground Bed Phase III	FP-NMG Transm Specific-Replace	367.1	$ -	$ -	$ -	$ -	$ -	$ -	$ -
3265	T601001762	PRE-09911	CP Ground Bed Phase III	FP-NMG Transm Specific-Replace	368.0	$ -	$ -	$ -	$ -	$ -	$ -	$ -
3266	T601001762	PRE-09911	CP Ground Bed Phase III	FP-NMG Transm Specific-Replace	369.0	$ -	$ -	$ -	$ -	$ -	$ -	$ -
3267	T660001763	TEMP	RSV: Los Alamos ML - Caja del Rio (Los Alamos BV Setting No.1) 20 in Receiver, 12in L	FP-NMG Transm Specific-Replace	367.1	$ -	$ -	$ -	$ -	$ -	$ -	$ -
3268	T660001763	TEMP	RSV: Los Alamos ML - Caja del Rio (Los Alamos BV Setting No.1) 20 in Receiver, 12in L	FP-NMG Transm Specific-Replace	368.0	$ -	$ -	$ -	$ -	$ -	$ -	$ -
3269	T660001763	TEMP	RSV: Los Alamos ML - Caja del Rio (Los Alamos BV Setting No.1) 20 in Receiver, 12in L	FP-NMG Transm Specific-Replace	369.0	$ -	$ -	$ -	$ -	$ -	$ -	$ -
3270	T601001764	TEMP	Old - CP Ground Bed Phase IV	FP-NMG Transm Cathodic Protectior	367.3	$ -	$ -	$ -	$ -	$ -	$ -	$ -
3271	T601001765	PRE-09912	CP Ground Bed Phase IV	FP-NMG Transm Specific-Replace	367.1	$ -	$ -	$ -	$ -	$ -	$ -	$ -
3272	T601001765	PRE-09912	CP Ground Bed Phase IV	FP-NMG Transm Specific-Replace	368.0	$ -	$ -	$ -	$ -	$ -	$ -	$ -
3273	T601001765	PRE-09912	CP Ground Bed Phase IV	FP-NMG Transm Specific-Replace	369.0	$ -	$ -	$ -	$ -	$ -	$ -	$ -
3274	T601001766	TEMP	CP Ground Bed Phase V	FP-NMG Transm Specific-Replace	367.1	$ -	$ -	$ -	$ -	$ -	$ -	$ -
3275	T601001766	TEMP	CP Ground Bed Phase V	FP-NMG Transm Specific-Replace	368.0	$ -	$ -	$ -	$ -	$ -	$ -	$ -
3276	T601001766	TEMP	CP Ground Bed Phase V	FP-NMG Transm Specific-Replace	369.0	$ -	$ -	$ -	$ -	$ -	$ -	$ -
3277	T660001767	TEMP	RSV: Los Alamos ML - Pojoaque BV	FP-NMG Transm Specific-Replace	367.1	$ -	$ -	$ -	$ -	$ -	$ -	$ -
3278	T660001767	TEMP	RSV: Los Alamos ML - Pojoaque BV	FP-NMG Transm Specific-Replace	368.0	$ -	$ -	$ -	$ -	$ -	$ -	$ -
3279	T660001767	TEMP	RSV: Los Alamos ML - Pojoaque BV	FP-NMG Transm Specific-Replace	369.0	$ -	$ -	$ -	$ -	$ -	$ -	$ -
3280	601001768	TEMP	Error - CP Monitoring	FP-NMG Dist Specifics-New	376.1	$ -	$ -	$ -	$ -	$ -	$ -	$ -
3281	601001768	TEMP	Error - CP Monitoring	FP-NMG Dist Specifics-New	376.2	$ -	$ -	$ -	$ -	$ -	$ -	$ -
3282	601001768	TEMP	Error - CP Monitoring	FP-NMG Dist Specifics-New	376.4	$ -	$ -	$ -	$ -	$ -	$ -	$ -
3283	601001769	NEW-15586	CP Monitoring Phase I-Dist Rect Regional	FP-NMG Dist Specifics-New	376.1	$ -	$ -	$ -	$ -	$ -	$ -	$ -
3284	601001769	NEW-15586	CP Monitoring Phase I-Dist Rect Regional	FP-NMG Dist Specifics-New	376.2	$ -	$ -	$ -	$ -	$ -	$ -	$ -
3285	601001769	NEW-15586	CP Monitoring Phase I-Dist Rect Regional	FP-NMG Dist Specifics-New	376.4	$ -	$ -	$ -	$ -	$ -	$ -	$ -
3286	T660001770	TEMP	RSV - Los Alamos ML, Taos ML, Espanola ML - Ottowi 12in to Caja, 6in & 8in to Espan	FP-NMG Transm Specific-Replace	367.1	$ -	$ -	$ -	$ -	$ -	$ -	$ -
3287	T660001770	TEMP	RSV - Los Alamos ML, Taos ML, Espanola ML - Ottowi 12in to Caja, 6in & 8in to Espan	FP-NMG Transm Specific-Replace	368.0	$ -	$ -	$ -	$ -	$ -	$ -	$ -
3288	T660001770	TEMP	RSV - Los Alamos ML, Taos ML, Espanola ML - Ottowi 12in to Caja, 6in & 8in to Espan	FP-NMG Transm Specific-Replace	369.0	$ -	$ -	$ -	$ -	$ -	$ -	$ -
3289	610001771	PRE-09895	Townsend Replacement Project	FP-NMG Dist Specific-Replace	376.1	$ -	$ -	$ -	$ -	$ -	$ -	$ -
3290	610001771	PRE-09895	Townsend Replacement Project	FP-NMG Dist Specific-Replace	376.2	$ -	$ -	$ -	$ -	$ -	$ -	$ -
3291	610001771	PRE-09895	Townsend Replacement Project	FP-NMG Dist Specific-Replace	376.4	$ -	$ -	$ -	$ -	$ -	$ -	$ -
3292	610001771	PRE-09895	Townsend Replacement Project	FP-NMG Dist Specific-Replace	380.0	$ -	$ -	$ -	$ -	$ -	$ -	$ -
3293	T680001772	TEMP	RSV: Blanco Hub ML - Blanco to Kutz Receiver Valve Setting	FP-NMG Transm Specific-Replace	367.1	$ -	$ -	$ -	$ -	$ -	$ -	$ -
3294	T680001772	TEMP	RSV: Blanco Hub ML - Blanco to Kutz Receiver Valve Setting	FP-NMG Transm Specific-Replace	368.0	$ -	$ -	$ -	$ -	$ -	$ -	$ -
3295	T680001772	TEMP	RSV: Blanco Hub ML - Blanco to Kutz Receiver Valve Setting	FP-NMG Transm Specific-Replace	369.0	$ -	$ -	$ -	$ -	$ -	$ -	$ -
3296	601001773	TEMP	CP Monitoring Phase II-Metro Dist Rect (1/3)	FP-NMG Dist Specifics-New	376.1	$ -	$ -	$ -	$ -	$ -	$ -	$ -
3297	601001773	TEMP	CP Monitoring Phase II-Metro Dist Rect (1/3)	FP-NMG Dist Specifics-New	376.2	$ -	$ -	$ -	$ -	$ -	$ -	$ -
3298	601001773	TEMP	CP Monitoring Phase II-Metro Dist Rect (1/3)	FP-NMG Dist Specifics-New	376.4	$ -	$ -	$ -	$ -	$ -	$ -	$ -
3299	601001774	TEMP	CP Monitoring Phase III- Metro Dist Rect (2/3)	FP-NMG Dist Specifics-New	376.1	$ -	$ -	$ -	$ -	$ -	$ -	$ -
3300	601001774	TEMP	CP Monitoring Phase III- Metro Dist Rect (2/3)	FP-NMG Dist Specifics-New	376.2	$ -	$ -	$ -	$ -	$ -	$ -	$ -
3301	601001774	TEMP	CP Monitoring Phase III- Metro Dist Rect (2/3)	FP-NMG Dist Specifics-New	376.4	$ -	$ -	$ -	$ -	$ -	$ -	$ -
3302	601001775	NEW-15573	CP Monitoring Phase IV- non-Critical Bonds	FP-NMG Dist Specifics-New	376.1	$ -	$ -	$ -	$ -	$ -	$ -	$ -
3303	601001775	NEW-15573	CP Monitoring Phase IV- non-Critical Bonds	FP-NMG Dist Specifics-New	376.2	$ -	$ -	$ -	$ -	$ -	$ -	$ -
3304	601001775	NEW-15573	CP Monitoring Phase IV- non-Critical Bonds	FP-NMG Dist Specifics-New	376.4	$ -	$ -	$ -	$ -	$ -	$ -	$ -
3305	T610001776	TEMP	RSV: Santa Fe 12" 720 - Algodones BV Setting	FP-NMG Transm Specific-Replace	367.1	$ -	$ -	$ -	$ -	$ -	$ -	$ -
3306	T610001776	TEMP	RSV: Santa Fe 12" 720 - Algodones BV Setting	FP-NMG Transm Specific-Replace	368.0	$ -	$ -	$ -	$ -	$ -	$ -	$ -
3307	T610001776	TEMP	RSV: Santa Fe 12" 720 - Algodones BV Setting	FP-NMG Transm Specific-Replace	369.0	$ -	$ -	$ -	$ -	$ -	$ -	$ -

NEW MEXICO GAS COMPANY, INC.

Plant Gross Activity
Base Period - 12 Months Ending March 31, 2023
Future Test Year - 12 Months Ending September 30, 2025

	A	B	C	D	E	AB	AC	AD	AE	AF	AG	AH	AI
3	Investment Number	FP Number	Investment Name	FP Type	FERC Account	2/28/2025	3/31/2025	4/30/2025	5/31/2025	6/30/2025	7/31/2025	8/31/2025	9/30/2025
3252	T626001756	PRE-09885	YZ Odorizer at TW Farwell	FP-NMG Transm Stations-Replace	368.0	$ -	$ -	$ -	$ -	$ -	$ -	$ -	$ -
3253	T626001756	PRE-09885	YZ Odorizer at TW Farwell	FP-NMG Transm Stations-Replace	369.0	$ -	$ -	$ -	$ -	$ -	$ -	$ -	$ -
3254	T624001757	TEMP	RSV - 8in Lovington Mainline - Humble City Take-off (Launcher Site)	FP-NMG Transm Specific-Replace	367.1	$ -	$ -	$ -	$ -	$ -	$ -	$ -	$ -
3255	T624001757	TEMP	RSV - 8in Lovington Mainline - Humble City Take-off (Launcher Site)	FP-NMG Transm Specific-Replace	368.0	$ -	$ -	$ -	$ -	$ -	$ -	$ -	$ -
3256	T624001757	TEMP	RSV - 8in Lovington Mainline - Humble City Take-off (Launcher Site)	FP-NMG Transm Specific-Replace	369.0	$ -	$ -	$ -	$ -	$ -	$ -	$ -	$ -
3257	601001758	NEW-15566	Suite 15 office remodel / Walk in office	FP-NMG Land_Structures&Improven	390.0	$ -	$ -	$ -	$ -	$ -	$ -	$ -	$ -
3258	601001759	NEW-15575	Director offices remodel	FP-NMG Land_Structures&Improven	390.0	$ -	$ -	$ -	$ -	$ -	$ -	$ -	$ -
3259	601001760	NEW-15567	Call Center Remodel - Gas Control/Supply/Director office and Manager office	FP-NMG Land_Structures&Improven	390.0	$ -	$ -	$ -	$ -	$ -	$ -	$ -	$ -
3260	610001761	PRE-09941	Mountain View Storm Drain Inlet Doglegs	FP-NMG Dist Specific-Replace	376.1	$ -	$ -	$ -	$ -	$ -	$ -	$ -	$ -
3261	610001761	PRE-09941	Mountain View Storm Drain Inlet Doglegs	FP-NMG Dist Specific-Replace	376.2	$ -	$ -	$ -	$ -	$ -	$ -	$ -	$ -
3262	610001761	PRE-09941	Mountain View Storm Drain Inlet Doglegs	FP-NMG Dist Specific-Replace	376.4	$ -	$ -	$ -	$ -	$ -	$ -	$ -	$ -
3263	610001761	PRE-09941	Mountain View Storm Drain Inlet Doglegs	FP-NMG Dist Specific-Replace	380.0	$ -	$ -	$ -	$ -	$ -	$ -	$ -	$ -
3264	T601001762	PRE-09911	CP Ground Bed Phase III	FP-NMG Transm Specific-Replace	367.1	$ -	$ -	$ -	$ -	$ -	$ -	$ -	$ -
3265	T601001762	PRE-09911	CP Ground Bed Phase III	FP-NMG Transm Specific-Replace	368.0	$ -	$ -	$ -	$ -	$ -	$ -	$ -	$ -
3266	T601001762	PRE-09911	CP Ground Bed Phase III	FP-NMG Transm Specific-Replace	369.0	$ -	$ -	$ -	$ -	$ -	$ -	$ -	$ -
3267	T660001763	TEMP	RSV: Los Alamos ML - Caja del Rio (Los Alamos BV Setting No.1) 20 in Receiver, 12in L	FP-NMG Transm Specific-Replace	367.1	$ -	$ -	$ -	$ -	$ -	$ -	$ -	$ -
3268	T660001763	TEMP	RSV: Los Alamos ML - Caja del Rio (Los Alamos BV Setting No.1) 20 in Receiver, 12in L	FP-NMG Transm Specific-Replace	368.0	$ -	$ -	$ -	$ -	$ -	$ -	$ -	$ -
3269	T660001763	TEMP	RSV: Los Alamos ML - Caja del Rio (Los Alamos BV Setting No.1) 20 in Receiver, 12in L	FP-NMG Transm Specific-Replace	369.0	$ -	$ -	$ -	$ -	$ -	$ -	$ -	$ -
3270	T601001764	TEMP	Old - CP Ground Bed Phase IV	FP-NMG Transm Cathodic Protectior	367.3	$ -	$ -	$ -	$ -	$ -	$ -	$ -	$ -
3271	T601001765	PRE-09912	CP Ground Bed Phase IV	FP-NMG Transm Specific-Replace	367.1	$ -	$ -	$ -	$ -	$ -	$ -	$ -	$ -
3272	T601001765	PRE-09912	CP Ground Bed Phase IV	FP-NMG Transm Specific-Replace	368.0	$ -	$ -	$ -	$ -	$ -	$ -	$ -	$ -
3273	T601001765	PRE-09912	CP Ground Bed Phase IV	FP-NMG Transm Specific-Replace	369.0	$ -	$ -	$ -	$ -	$ -	$ -	$ -	$ -
3274	T601001766	TEMP	CP Ground Bed Phase V	FP-NMG Transm Specific-Replace	367.1	$ -	$ -	$ -	$ -	$ -	$ -	$ -	$ -
3275	T601001766	TEMP	CP Ground Bed Phase V	FP-NMG Transm Specific-Replace	368.0	$ -	$ -	$ -	$ -	$ -	$ -	$ -	$ -
3276	T601001766	TEMP	CP Ground Bed Phase V	FP-NMG Transm Specific-Replace	369.0	$ -	$ -	$ -	$ -	$ -	$ -	$ -	$ -
3277	T660001767	TEMP	RSV: Los Alamos ML - Pojoaque BV	FP-NMG Transm Specific-Replace	367.1	$ -	$ -	$ -	$ -	$ -	$ -	$ -	$ -
3278	T660001767	TEMP	RSV: Los Alamos ML - Pojoaque BV	FP-NMG Transm Specific-Replace	368.0	$ -	$ -	$ -	$ -	$ -	$ -	$ -	$ -
3279	T660001767	TEMP	RSV: Los Alamos ML - Pojoaque BV	FP-NMG Transm Specific-Replace	369.0	$ -	$ -	$ -	$ -	$ -	$ -	$ -	$ -
3280	601001768	TEMP	Error - CP Monitoring	FP-NMG Dist Specifics-New	376.1	$ -	$ -	$ -	$ -	$ -	$ -	$ -	$ -
3281	601001768	TEMP	Error - CP Monitoring	FP-NMG Dist Specifics-New	376.2	$ -	$ -	$ -	$ -	$ -	$ -	$ -	$ -
3282	601001768	TEMP	Error - CP Monitoring	FP-NMG Dist Specifics-New	376.4	$ -	$ -	$ -	$ -	$ -	$ -	$ -	$ -
3283	601001769	NEW-15586	CP Monitoring Phase I-Dist Rect Regional	FP-NMG Dist Specifics-New	376.1	$ -	$ -	$ -	$ -	$ -	$ -	$ -	$ -
3284	601001769	NEW-15586	CP Monitoring Phase I-Dist Rect Regional	FP-NMG Dist Specifics-New	376.2	$ -	$ -	$ -	$ -	$ -	$ -	$ -	$ -
3285	601001769	NEW-15586	CP Monitoring Phase I-Dist Rect Regional	FP-NMG Dist Specifics-New	376.4	$ -	$ -	$ -	$ -	$ -	$ -	$ -	$ -
3286	T660001770	TEMP	RSV - Los Alamos ML, Taos ML, Espanola ML - Ottowi 12in to Caja, 6in & 8in to Espan	FP-NMG Transm Specific-Replace	367.1	$ -	$ -	$ -	$ -	$ -	$ -	$ -	$ -
3287	T660001770	TEMP	RSV - Los Alamos ML, Taos ML, Espanola ML - Ottowi 12in to Caja, 6in & 8in to Espan	FP-NMG Transm Specific-Replace	368.0	$ -	$ -	$ -	$ -	$ -	$ -	$ -	$ -
3288	T660001770	TEMP	RSV - Los Alamos ML, Taos ML, Espanola ML - Ottowi 12in to Caja, 6in & 8in to Espan	FP-NMG Transm Specific-Replace	369.0	$ -	$ -	$ -	$ -	$ -	$ -	$ -	$ -
3289	610001771	PRE-09895	Townsend Replacement Project	FP-NMG Dist Specific-Replace	376.1	$ -	$ -	$ -	$ -	$ -	$ -	$ -	$ -
3290	610001771	PRE-09895	Townsend Replacement Project	FP-NMG Dist Specific-Replace	376.2	$ -	$ -	$ -	$ -	$ -	$ -	$ -	$ -
3291	610001771	PRE-09895	Townsend Replacement Project	FP-NMG Dist Specific-Replace	376.4	$ -	$ -	$ -	$ -	$ -	$ -	$ -	$ -
3292	610001771	PRE-09895	Townsend Replacement Project	FP-NMG Dist Specific-Replace	380.0	$ -	$ -	$ -	$ -	$ -	$ -	$ -	$ -
3293	T680001772	TEMP	RSV: Blanco Hub ML - Blanco to Kutz Receiver Valve Setting	FP-NMG Transm Specific-Replace	367.1	$ -	$ -	$ -	$ -	$ -	$ -	$ -	$ -
3294	T680001772	TEMP	RSV: Blanco Hub ML - Blanco to Kutz Receiver Valve Setting	FP-NMG Transm Specific-Replace	368.0	$ -	$ -	$ -	$ -	$ -	$ -	$ -	$ -
3295	T680001772	TEMP	RSV: Blanco Hub ML - Blanco to Kutz Receiver Valve Setting	FP-NMG Transm Specific-Replace	369.0	$ -	$ -	$ -	$ -	$ -	$ -	$ -	$ -
3296	601001773	TEMP	CP Monitoring Phase II-Metro Dist Rect (1/3)	FP-NMG Dist Specifics-New	376.1	$ -	$ -	$ -	$ -	$ -	$ -	$ -	$ -
3297	601001773	TEMP	CP Monitoring Phase II-Metro Dist Rect (1/3)	FP-NMG Dist Specifics-New	376.2	$ -	$ -	$ -	$ -	$ -	$ -	$ -	$ -
3298	601001773	TEMP	CP Monitoring Phase II-Metro Dist Rect (1/3)	FP-NMG Dist Specifics-New	376.4	$ -	$ -	$ -	$ -	$ -	$ -	$ -	$ -
3299	601001774	TEMP	CP Monitoring Phase III- Metro Dist Rect (2/3)	FP-NMG Dist Specifics-New	376.1	$ -	$ -	$ -	$ -	$ -	$ -	$ -	$ -
3300	601001774	TEMP	CP Monitoring Phase III- Metro Dist Rect (2/3)	FP-NMG Dist Specifics-New	376.2	$ -	$ -	$ -	$ -	$ -	$ -	$ -	$ -
3301	601001774	TEMP	CP Monitoring Phase III- Metro Dist Rect (2/3)	FP-NMG Dist Specifics-New	376.4	$ -	$ -	$ -	$ -	$ -	$ -	$ -	$ -
3302	601001775	NEW-15573	CP Monitoring Phase IV- non-Critical Bonds	FP-NMG Dist Specifics-New	376.1	$ -	$ -	$ -	$ -	$ -	$ -	$ -	$ -
3303	601001775	NEW-15573	CP Monitoring Phase IV- non-Critical Bonds	FP-NMG Dist Specifics-New	376.2	$ -	$ -	$ -	$ -	$ -	$ -	$ -	$ -
3304	601001775	NEW-15573	CP Monitoring Phase IV- non-Critical Bonds	FP-NMG Dist Specifics-New	376.4	$ -	$ -	$ -	$ -	$ -	$ -	$ -	$ -
3305	T610001776	TEMP	RSV: Santa Fe 12" 720 - Algodones BV Setting	FP-NMG Transm Specific-Replace	367.1	$ -	$ -	$ -	$ -	$ -	$ -	$ -	$ -
3306	T610001776	TEMP	RSV: Santa Fe 12" 720 - Algodones BV Setting	FP-NMG Transm Specific-Replace	368.0	$ -	$ -	$ -	$ -	$ -	$ -	$ -	$ -
3307	T610001776	TEMP	RSV: Santa Fe 12" 720 - Algodones BV Setting	FP-NMG Transm Specific-Replace	369.0	$ -	$ -	$ -	$ -	$ -	$ -	$ -	$ -

NEW MEXICO GAS COMPANY, INC.

Plant Gross Activity
Base Period - 12 Months Ending March 31, 2023
Future Test Year - 12 Months Ending September 30, 2025

	A	B	C	D	E	F	G	H	I	J	K	L
3	Investment Number	FP Number	Investment Name	FP Type	FERC Account	4/30/2023	5/31/2023	6/30/2023	7/31/2023	8/31/2023	9/30/2023	10/31/2023
3308	T610001777	TEMP	RSV: Rio Puerco ML - Blacks BV	FP-NMG Transm Specific-Replace	367.1	$ -	$ -	$ -	$ -	$ -	$ -	$ -
3309	T610001777	TEMP	RSV: Rio Puerco ML - Blacks BV	FP-NMG Transm Specific-Replace	368.0	$ -	$ -	$ -	$ -	$ -	$ -	$ -
3310	T610001777	TEMP	RSV: Rio Puerco ML - Blacks BV	FP-NMG Transm Specific-Replace	369.0	$ -	$ -	$ -	$ -	$ -	$ -	$ -
3311	T610001778	TEMP	RSV: Rio Puerco ML - Laguna Valve Setting No.4- Windmill	FP-NMG Transm Specific-Replace	367.1	$ -	$ -	$ -	$ -	$ -	$ -	$ -
3312	T610001778	TEMP	RSV: Rio Puerco ML - Laguna Valve Setting No.4- Windmill	FP-NMG Transm Specific-Replace	368.0	$ -	$ -	$ -	$ -	$ -	$ -	$ -
3313	T610001778	TEMP	RSV: Rio Puerco ML - Laguna Valve Setting No.4- Windmill	FP-NMG Transm Specific-Replace	369.0	$ -	$ -	$ -	$ -	$ -	$ -	$ -
3314	T660001779	PRE-09923	RSV - DOE Los Alamos ML - Los Alamos East BS (Airport)	FP-NMG Transm Specific-Replace	367.1	$ -	$ -	$ -	$ -	$ -	$ -	$ -
3315	T660001779	PRE-09923	RSV - DOE Los Alamos ML - Los Alamos East BS (Airport)	FP-NMG Transm Specific-Replace	368.0	$ -	$ -	$ -	$ -	$ -	$ -	$ -
3316	T660001779	PRE-09923	RSV - DOE Los Alamos ML - Los Alamos East BS (Airport)	FP-NMG Transm Specific-Replace	369.0	$ -	$ -	$ -	$ -	$ -	$ -	$ -
3317	T660001780	PRE-09913	RSV: Taos ML - Rinconada Valve Setting	FP-NMG Transm Specific-Replace	367.1	$ -	$ -	$ -	$ -	$ -	$ -	$ -
3318	T660001780	PRE-09913	RSV: Taos ML - Rinconada Valve Setting	FP-NMG Transm Specific-Replace	368.0	$ -	$ -	$ -	$ -	$ -	$ -	$ -
3319	T660001780	PRE-09913	RSV: Taos ML - Rinconada Valve Setting	FP-NMG Transm Specific-Replace	369.0	$ -	$ -	$ -	$ -	$ -	$ -	$ -
3320	T660001781	PRE-09914	RSV: Taos ML - Pilar Valve Setting	FP-NMG Transm Specific-Replace	367.1	$ -	$ -	$ -	$ -	$ -	$ -	$ -
3321	T660001781	PRE-09914	RSV: Taos ML - Pilar Valve Setting	FP-NMG Transm Specific-Replace	368.0	$ -	$ -	$ -	$ -	$ -	$ -	$ -
3322	T660001781	PRE-09914	RSV: Taos ML - Pilar Valve Setting	FP-NMG Transm Specific-Replace	369.0	$ -	$ -	$ -	$ -	$ -	$ -	$ -
3323	610001782	TEMP	ABQ Eubank Blvd NE Dresser Coupled Main Replacements	FP-NMG Dist Specific-Replace	376.1	$ -	$ -	$ -	$ -	$ -	$ -	$ -
3324	610001782	TEMP	ABQ Eubank Blvd NE Dresser Coupled Main Replacements	FP-NMG Dist Specific-Replace	376.2	$ -	$ -	$ -	$ -	$ -	$ -	$ -
3325	610001782	TEMP	ABQ Eubank Blvd NE Dresser Coupled Main Replacements	FP-NMG Dist Specific-Replace	376.4	$ -	$ -	$ -	$ -	$ -	$ -	$ -
3326	610001782	TEMP	ABQ Eubank Blvd NE Dresser Coupled Main Replacements	FP-NMG Dist Specific-Replace	380.0	$ -	$ -	$ -	$ -	$ -	$ -	$ -
3327	T660001783	TEMP	RSV: Questa ML - Blueberry Hill Receiver	FP-NMG Transm Specific-Replace	367.1	$ -	$ -	$ -	$ -	$ -	$ -	$ -
3328	T660001783	TEMP	RSV: Questa ML - Blueberry Hill Receiver	FP-NMG Transm Specific-Replace	368.0	$ -	$ -	$ -	$ -	$ -	$ -	$ -
3329	T660001783	TEMP	RSV: Questa ML - Blueberry Hill Receiver	FP-NMG Transm Specific-Replace	369.0	$ -	$ -	$ -	$ -	$ -	$ -	$ -
3330	T610001784	NCP-16121	Stopple Equipment	FP-NMG Tools, Shop & Garage Equip	394.0	$ -	$ -	$ -	$ -	$ -	$ -	$ -
3331	T610001785	NCP-16126	CNG Equipment Pipeline Evacuations and Filling Trailers	FP-NMG Tools, Shop & Garage Equip	394.0	$ -	$ -	$ -	$ -	$ -	$ -	$ -
3332	T610001786	TEMP	RSV - Rio Puerco ML - Redondo Compressor Valve Setting	FP-NMG Transm Specific-Replace	367.1	$ -	$ -	$ -	$ -	$ -	$ -	$ -
3333	T610001786	TEMP	RSV - Rio Puerco ML - Redondo Compressor Valve Setting	FP-NMG Transm Specific-Replace	368.0	$ -	$ -	$ -	$ -	$ -	$ -	$ -
3334	T610001786	TEMP	RSV - Rio Puerco ML - Redondo Compressor Valve Setting	FP-NMG Transm Specific-Replace	369.0	$ -	$ -	$ -	$ -	$ -	$ -	$ -
3335	T660001787	TEMP	RSV - Taos ML - Velarde BV Setting No.6	FP-NMG Transm Specific-Replace	367.1	$ -	$ -	$ -	$ -	$ -	$ -	$ -
3336	T660001787	TEMP	RSV - Taos ML - Velarde BV Setting No.6	FP-NMG Transm Specific-Replace	368.0	$ -	$ -	$ -	$ -	$ -	$ -	$ -
3337	T660001787	TEMP	RSV - Taos ML - Velarde BV Setting No.6	FP-NMG Transm Specific-Replace	369.0	$ -	$ -	$ -	$ -	$ -	$ -	$ -
3338	T660001788	PRE-09983	RSV: Taos ML- BV Setting at Velarde Compressor	FP-NMG Transm Specific-Replace	367.1	$ -	$ -	$ -	$ -	$ -	$ -	$ -
3339	T660001788	PRE-09983	RSV: Taos ML- BV Setting at Velarde Compressor	FP-NMG Transm Specific-Replace	368.0	$ -	$ -	$ -	$ -	$ -	$ -	$ -
3340	T660001788	PRE-09983	RSV: Taos ML- BV Setting at Velarde Compressor	FP-NMG Transm Specific-Replace	369.0	$ -	$ -	$ -	$ -	$ -	$ -	$ -
3341	610001789	TEMP	ABQ Graceland Dr NE Dresser Coupled Main Replacements	FP-NMG Dist Specific-Replace	376.1	$ -	$ -	$ -	$ -	$ -	$ -	$ -
3342	610001789	TEMP	ABQ Graceland Dr NE Dresser Coupled Main Replacements	FP-NMG Dist Specific-Replace	376.2	$ -	$ -	$ -	$ -	$ -	$ -	$ -
3343	610001789	TEMP	ABQ Graceland Dr NE Dresser Coupled Main Replacements	FP-NMG Dist Specific-Replace	376.4	$ -	$ -	$ -	$ -	$ -	$ -	$ -
3344	610001789	TEMP	ABQ Graceland Dr NE Dresser Coupled Main Replacements	FP-NMG Dist Specific-Replace	380.0	$ -	$ -	$ -	$ -	$ -	$ -	$ -
3345	610001790	TEMP	ABQ Madeira Dr NE Dresser Coupled Main Replacements	FP-NMG Dist Specific-Replace	376.1	$ -	$ -	$ -	$ -	$ -	$ -	$ -
3346	610001790	TEMP	ABQ Madeira Dr NE Dresser Coupled Main Replacements	FP-NMG Dist Specific-Replace	376.2	$ -	$ -	$ -	$ -	$ -	$ -	$ -
3347	610001790	TEMP	ABQ Madeira Dr NE Dresser Coupled Main Replacements	FP-NMG Dist Specific-Replace	376.4	$ -	$ -	$ -	$ -	$ -	$ -	$ -
3348	610001790	TEMP	ABQ Madeira Dr NE Dresser Coupled Main Replacements	FP-NMG Dist Specific-Replace	380.0	$ -	$ -	$ -	$ -	$ -	$ -	$ -
3349	610001791	TEMP	ABQ Pennsylvania St SE Main and Service Replacements	FP-NMG Dist Specific-Replace	376.1	$ -	$ -	$ -	$ -	$ -	$ -	$ -
3350	610001791	TEMP	ABQ Pennsylvania St SE Main and Service Replacements	FP-NMG Dist Specific-Replace	376.2	$ -	$ -	$ -	$ -	$ -	$ -	$ -
3351	610001791	TEMP	ABQ Pennsylvania St SE Main and Service Replacements	FP-NMG Dist Specific-Replace	376.4	$ -	$ -	$ -	$ -	$ -	$ -	$ -
3352	610001791	TEMP	ABQ Pennsylvania St SE Main and Service Replacements	FP-NMG Dist Specific-Replace	380.0	$ -	$ -	$ -	$ -	$ -	$ -	$ -
3353	T660001792	TEMP	RSV: Los Alamos ML - Old Los Alamos No.1	FP-NMG Transm Specific-Replace	367.1	$ -	$ -	$ -	$ -	$ -	$ -	$ -
3354	T660001792	TEMP	RSV: Los Alamos ML - Old Los Alamos No.1	FP-NMG Transm Specific-Replace	368.0	$ -	$ -	$ -	$ -	$ -	$ -	$ -
3355	T660001792	TEMP	RSV: Los Alamos ML - Old Los Alamos No.1	FP-NMG Transm Specific-Replace	369.0	$ -	$ -	$ -	$ -	$ -	$ -	$ -
3356	610001793	TEMP	Los Lunas NM 314 Main Replacements	FP-NMG Dist Specific-Replace	376.1	$ -	$ -	$ -	$ -	$ -	$ -	$ -
3357	610001793	TEMP	Los Lunas NM 314 Main Replacements	FP-NMG Dist Specific-Replace	376.2	$ -	$ -	$ -	$ -	$ -	$ -	$ -
3358	610001793	TEMP	Los Lunas NM 314 Main Replacements	FP-NMG Dist Specific-Replace	376.4	$ -	$ -	$ -	$ -	$ -	$ -	$ -
3359	610001793	TEMP	Los Lunas NM 314 Main Replacements	FP-NMG Dist Specific-Replace	380.0	$ -	$ -	$ -	$ -	$ -	$ -	$ -
3360	T660001794	TEMP	RSV: Questa ML - Los Colonias BV	FP-NMG Transm Specific-Replace	367.1	$ -	$ -	$ -	$ -	$ -	$ -	$ -
3361	T660001794	TEMP	RSV: Questa ML - Los Colonias BV	FP-NMG Transm Specific-Replace	368.0	$ -	$ -	$ -	$ -	$ -	$ -	$ -
3362	T660001794	TEMP	RSV: Questa ML - Los Colonias BV	FP-NMG Transm Specific-Replace	369.0	$ -	$ -	$ -	$ -	$ -	$ -	$ -
3363	T660001795	PRE-09991	RSV: Taos ML - Alcalde BV Setting No.5	FP-NMG Transm Specific-Replace	367.1	$ -	$ -	$ -	$ -	$ -	$ -	$ -

Sponsored by NMGC Witness Erik C. Buchanan

WP Plant 2 Clearings

NEW MEXICO GAS COMPANY, INC.

Plant Gross Activity
Base Period - 12 Months Ending March 31, 2023
Future Test Year - 12 Months Ending September 30, 2025

	A	B	C	D	E	M	N	O	P	Q	R	S	T
3	Investment Number	FP Number	Investment Name	FP Type	FERC Account	11/30/2023	12/31/2023	1/31/2024	2/29/2024	3/31/2024	4/30/2024	5/31/2024	6/30/2024
3308	T610001777	TEMP	RSV: Rio Puerco ML - Blacks BV	FP-NMG Transm Specific-Replace	367.1	$ -	$ -	$ -	$ -	$ -	$ -	$ -	$ -
3309	T610001777	TEMP	RSV: Rio Puerco ML - Blacks BV	FP-NMG Transm Specific-Replace	368.0	$ -	$ -	$ -	$ -	$ -	$ -	$ -	$ -
3310	T610001777	TEMP	RSV: Rio Puerco ML - Blacks BV	FP-NMG Transm Specific-Replace	369.0	$ -	$ -	$ -	$ -	$ -	$ -	$ -	$ -
3311	T610001778	TEMP	RSV: Rio Puerco ML - Laguna Valve Setting No.4- Windmill	FP-NMG Transm Specific-Replace	367.1	$ -	$ -	$ -	$ -	$ -	$ -	$ -	$ -
3312	T610001778	TEMP	RSV: Rio Puerco ML - Laguna Valve Setting No.4- Windmill	FP-NMG Transm Specific-Replace	368.0	$ -	$ -	$ -	$ -	$ -	$ -	$ -	$ -
3313	T610001778	TEMP	RSV: Rio Puerco ML - Laguna Valve Setting No.4- Windmill	FP-NMG Transm Specific-Replace	369.0	$ -	$ -	$ -	$ -	$ -	$ -	$ -	$ -
3314	T660001779	PRE-09923	RSV - DOE Los Alamos ML - Los Alamos East BS (Airport)	FP-NMG Transm Specific-Replace	367.1	$ -	$ -	$ -	$ -	$ -	$ -	$ -	$ -
3315	T660001779	PRE-09923	RSV - DOE Los Alamos ML - Los Alamos East BS (Airport)	FP-NMG Transm Specific-Replace	368.0	$ -	$ -	$ -	$ -	$ -	$ -	$ -	$ -
3316	T660001779	PRE-09923	RSV - DOE Los Alamos ML - Los Alamos East BS (Airport)	FP-NMG Transm Specific-Replace	369.0	$ -	$ -	$ -	$ -	$ -	$ -	$ -	$ -
3317	T660001780	PRE-09913	RSV: Taos ML - Rinconada Valve Setting	FP-NMG Transm Specific-Replace	367.1	$ -	$ -	$ -	$ -	$ -	$ -	$ -	$ -
3318	T660001780	PRE-09913	RSV: Taos ML - Rinconada Valve Setting	FP-NMG Transm Specific-Replace	368.0	$ -	$ -	$ -	$ -	$ -	$ -	$ -	$ -
3319	T660001780	PRE-09913	RSV: Taos ML - Rinconada Valve Setting	FP-NMG Transm Specific-Replace	369.0	$ -	$ -	$ -	$ -	$ -	$ -	$ -	$ -
3320	T660001781	PRE-09914	RSV: Taos ML - Pilar Valve Setting	FP-NMG Transm Specific-Replace	367.1	$ -	$ -	$ -	$ -	$ -	$ -	$ -	$ -
3321	T660001781	PRE-09914	RSV: Taos ML - Pilar Valve Setting	FP-NMG Transm Specific-Replace	368.0	$ -	$ -	$ -	$ -	$ -	$ -	$ -	$ -
3322	T660001781	PRE-09914	RSV: Taos ML - Pilar Valve Setting	FP-NMG Transm Specific-Replace	369.0	$ -	$ -	$ -	$ -	$ -	$ -	$ -	$ -
3323	610001782	TEMP	ABQ Eubank Blvd NE Dresser Coupled Main Replacements	FP-NMG Dist Specific-Replace	376.1	$ -	$ -	$ -	$ -	$ -	$ -	$ -	$ -
3324	610001782	TEMP	ABQ Eubank Blvd NE Dresser Coupled Main Replacements	FP-NMG Dist Specific-Replace	376.2	$ -	$ -	$ -	$ -	$ -	$ -	$ -	$ -
3325	610001782	TEMP	ABQ Eubank Blvd NE Dresser Coupled Main Replacements	FP-NMG Dist Specific-Replace	376.4	$ -	$ -	$ -	$ -	$ -	$ -	$ -	$ -
3326	610001782	TEMP	ABQ Eubank Blvd NE Dresser Coupled Main Replacements	FP-NMG Dist Specific-Replace	380.0	$ -	$ -	$ -	$ -	$ -	$ -	$ -	$ -
3327	T660001783	TEMP	RSV: Questa ML - Blueberry Hill Receiver	FP-NMG Transm Specific-Replace	367.1	$ -	$ -	$ -	$ -	$ -	$ -	$ -	$ -
3328	T660001783	TEMP	RSV: Questa ML - Blueberry Hill Receiver	FP-NMG Transm Specific-Replace	368.0	$ -	$ -	$ -	$ -	$ -	$ -	$ -	$ -
3329	T660001783	TEMP	RSV: Questa ML - Blueberry Hill Receiver	FP-NMG Transm Specific-Replace	369.0	$ -	$ -	$ -	$ -	$ -	$ -	$ -	$ -
3330	T610001784	NCP-16121	Stopple Equipment	FP-NMG Tools, Shop & Garage Equip	394.0	$ -	$ -	$ -	$ -	$ -	$ -	$ -	$ -
3331	T610001785	NCP-16126	CNG Equipment Pipeline Evacuations and Filling Trailers	FP-NMG Tools, Shop & Garage Equip	394.0	$ -	$ -	$ -	$ -	$ -	$ -	$ -	$ -
3332	T610001786	TEMP	RSV - Rio Puerco ML - Redondo Compressor Valve Setting	FP-NMG Transm Specific-Replace	367.1	$ -	$ -	$ -	$ -	$ -	$ -	$ -	$ -
3333	T610001786	TEMP	RSV - Rio Puerco ML - Redondo Compressor Valve Setting	FP-NMG Transm Specific-Replace	368.0	$ -	$ -	$ -	$ -	$ -	$ -	$ -	$ -
3334	T610001786	TEMP	RSV - Rio Puerco ML - Redondo Compressor Valve Setting	FP-NMG Transm Specific-Replace	369.0	$ -	$ -	$ -	$ -	$ -	$ -	$ -	$ -
3335	T660001787	TEMP	RSV - Taos ML - Velarde BV Setting No.6	FP-NMG Transm Specific-Replace	367.1	$ -	$ -	$ -	$ -	$ -	$ -	$ -	$ -
3336	T660001787	TEMP	RSV - Taos ML - Velarde BV Setting No.6	FP-NMG Transm Specific-Replace	368.0	$ -	$ -	$ -	$ -	$ -	$ -	$ -	$ -
3337	T660001787	TEMP	RSV - Taos ML - Velarde BV Setting No.6	FP-NMG Transm Specific-Replace	369.0	$ -	$ -	$ -	$ -	$ -	$ -	$ -	$ -
3338	T660001788	PRE-09983	RSV: Taos ML- BV Setting at Velarde Compressor	FP-NMG Transm Specific-Replace	367.1	$ -	$ -	$ -	$ -	$ -	$ -	$ -	$ -
3339	T660001788	PRE-09983	RSV: Taos ML- BV Setting at Velarde Compressor	FP-NMG Transm Specific-Replace	368.0	$ -	$ -	$ -	$ -	$ -	$ -	$ -	$ -
3340	T660001788	PRE-09983	RSV: Taos ML- BV Setting at Velarde Compressor	FP-NMG Transm Specific-Replace	369.0	$ -	$ -	$ -	$ -	$ -	$ -	$ -	$ -
3341	610001789	TEMP	ABQ Graceland Dr NE Dresser Coupled Main Replacements	FP-NMG Dist Specific-Replace	376.1	$ -	$ -	$ -	$ -	$ -	$ -	$ -	$ -
3342	610001789	TEMP	ABQ Graceland Dr NE Dresser Coupled Main Replacements	FP-NMG Dist Specific-Replace	376.2	$ -	$ -	$ -	$ -	$ -	$ -	$ -	$ -
3343	610001789	TEMP	ABQ Graceland Dr NE Dresser Coupled Main Replacements	FP-NMG Dist Specific-Replace	376.4	$ -	$ -	$ -	$ -	$ -	$ -	$ -	$ -
3344	610001789	TEMP	ABQ Graceland Dr NE Dresser Coupled Main Replacements	FP-NMG Dist Specific-Replace	380.0	$ -	$ -	$ -	$ -	$ -	$ -	$ -	$ -
3345	610001790	TEMP	ABQ Madeira Dr NE Dresser Coupled Main Replacements	FP-NMG Dist Specific-Replace	376.1	$ -	$ -	$ -	$ -	$ -	$ -	$ -	$ -
3346	610001790	TEMP	ABQ Madeira Dr NE Dresser Coupled Main Replacements	FP-NMG Dist Specific-Replace	376.2	$ -	$ -	$ -	$ -	$ -	$ -	$ -	$ -
3347	610001790	TEMP	ABQ Madeira Dr NE Dresser Coupled Main Replacements	FP-NMG Dist Specific-Replace	376.4	$ -	$ -	$ -	$ -	$ -	$ -	$ -	$ -
3348	610001790	TEMP	ABQ Madeira Dr NE Dresser Coupled Main Replacements	FP-NMG Dist Specific-Replace	380.0	$ -	$ -	$ -	$ -	$ -	$ -	$ -	$ -
3349	610001791	TEMP	ABQ Pennsylvania St SE Main and Service Replacements	FP-NMG Dist Specific-Replace	376.1	$ -	$ -	$ -	$ -	$ -	$ -	$ -	$ -
3350	610001791	TEMP	ABQ Pennsylvania St SE Main and Service Replacements	FP-NMG Dist Specific-Replace	376.2	$ -	$ -	$ -	$ -	$ -	$ -	$ -	$ -
3351	610001791	TEMP	ABQ Pennsylvania St SE Main and Service Replacements	FP-NMG Dist Specific-Replace	376.4	$ -	$ -	$ -	$ -	$ -	$ -	$ -	$ -
3352	610001791	TEMP	ABQ Pennsylvania St SE Main and Service Replacements	FP-NMG Dist Specific-Replace	380.0	$ -	$ -	$ -	$ -	$ -	$ -	$ -	$ -
3353	T660001792	TEMP	RSV: Los Alamos ML - Old Los Alamos No.1	FP-NMG Transm Specific-Replace	367.1	$ -	$ -	$ -	$ -	$ -	$ -	$ -	$ -
3354	T660001792	TEMP	RSV: Los Alamos ML - Old Los Alamos No.1	FP-NMG Transm Specific-Replace	368.0	$ -	$ -	$ -	$ -	$ -	$ -	$ -	$ -
3355	T660001792	TEMP	RSV: Los Alamos ML - Old Los Alamos No.1	FP-NMG Transm Specific-Replace	369.0	$ -	$ -	$ -	$ -	$ -	$ -	$ -	$ -
3356	610001793	TEMP	Los Lunas NM 314 Main Replacements	FP-NMG Dist Specific-Replace	376.1	$ -	$ -	$ -	$ -	$ -	$ -	$ -	$ -
3357	610001793	TEMP	Los Lunas NM 314 Main Replacements	FP-NMG Dist Specific-Replace	376.2	$ -	$ -	$ -	$ -	$ -	$ -	$ -	$ -
3358	610001793	TEMP	Los Lunas NM 314 Main Replacements	FP-NMG Dist Specific-Replace	376.4	$ -	$ -	$ -	$ -	$ -	$ -	$ -	$ -
3359	610001793	TEMP	Los Lunas NM 314 Main Replacements	FP-NMG Dist Specific-Replace	380.0	$ -	$ -	$ -	$ -	$ -	$ -	$ -	$ -
3360	T660001794	TEMP	RSV: Questa ML - Los Colonias BV	FP-NMG Transm Specific-Replace	367.1	$ -	$ -	$ -	$ -	$ -	$ -	$ -	$ -
3361	T660001794	TEMP	RSV: Questa ML - Los Colonias BV	FP-NMG Transm Specific-Replace	368.0	$ -	$ -	$ -	$ -	$ -	$ -	$ -	$ -
3362	T660001794	TEMP	RSV: Questa ML - Los Colonias BV	FP-NMG Transm Specific-Replace	369.0	$ -	$ -	$ -	$ -	$ -	$ -	$ -	$ -
3363	T660001795	PRE-09991	RSV: Taos ML - Alcalde BV Setting No.5	FP-NMG Transm Specific-Replace	367.1	$ -	$ -	$ -	$ -	$ -	$ -	$ -	$ -

NEW MEXICO GAS COMPANY, INC.

Plant Gross Activity
Base Period - 12 Months Ending March 31, 2023
Future Test Year - 12 Months Ending September 30, 2025

	A	B	C	D	E	U	V	W	X	Y	Z	AA
3	Investment Number	FP Number	Investment Name	FP Type	FERC Account	7/31/2024	8/31/2024	9/30/2024	10/31/2024	11/30/2024	12/31/2024	1/31/2025
3308	T610001777	TEMP	RSV: Rio Puerco ML - Blacks BV	FP-NMG Transm Specific-Replace	367.1	$ -	$ -	$ -	$ -	$ -	$ -	$ -
3309	T610001777	TEMP	RSV: Rio Puerco ML - Blacks BV	FP-NMG Transm Specific-Replace	368.0	$ -	$ -	$ -	$ -	$ -	$ -	$ -
3310	T610001777	TEMP	RSV: Rio Puerco ML - Blacks BV	FP-NMG Transm Specific-Replace	369.0	$ -	$ -	$ -	$ -	$ -	$ -	$ -
3311	T610001778	TEMP	RSV: Rio Puerco ML - Laguna Valve Setting No.4- Windmill	FP-NMG Transm Specific-Replace	367.1	$ -	$ -	$ -	$ -	$ -	$ -	$ -
3312	T610001778	TEMP	RSV: Rio Puerco ML - Laguna Valve Setting No.4- Windmill	FP-NMG Transm Specific-Replace	368.0	$ -	$ -	$ -	$ -	$ -	$ -	$ -
3313	T610001778	TEMP	RSV: Rio Puerco ML - Laguna Valve Setting No.4- Windmill	FP-NMG Transm Specific-Replace	369.0	$ -	$ -	$ -	$ -	$ -	$ -	$ -
3314	T660001779	PRE-09923	RSV - DOE Los Alamos ML - Los Alamos East BS (Airport)	FP-NMG Transm Specific-Replace	367.1	$ -	$ -	$ -	$ -	$ -	$ -	$ -
3315	T660001779	PRE-09923	RSV - DOE Los Alamos ML - Los Alamos East BS (Airport)	FP-NMG Transm Specific-Replace	368.0	$ -	$ -	$ -	$ -	$ -	$ -	$ -
3316	T660001779	PRE-09923	RSV - DOE Los Alamos ML - Los Alamos East BS (Airport)	FP-NMG Transm Specific-Replace	369.0	$ -	$ -	$ -	$ -	$ -	$ -	$ -
3317	T660001780	PRE-09913	RSV: Taos ML - Rinconada Valve Setting	FP-NMG Transm Specific-Replace	367.1	$ -	$ -	$ 61,713	$ -	$ -	$ -	$ -
3318	T660001780	PRE-09913	RSV: Taos ML - Rinconada Valve Setting	FP-NMG Transm Specific-Replace	368.0	$ -	$ -	$ 8,816	$ -	$ -	$ -	$ -
3319	T660001780	PRE-09913	RSV: Taos ML - Rinconada Valve Setting	FP-NMG Transm Specific-Replace	369.0	$ -	$ -	$ 17,632	$ -	$ -	$ -	$ -
3320	T660001781	PRE-09914	RSV: Taos ML - Pilar Valve Setting	FP-NMG Transm Specific-Replace	367.1	$ -	$ -	$ -	$ -	$ -	$ -	$ -
3321	T660001781	PRE-09914	RSV: Taos ML - Pilar Valve Setting	FP-NMG Transm Specific-Replace	368.0	$ -	$ -	$ -	$ -	$ -	$ -	$ -
3322	T660001781	PRE-09914	RSV: Taos ML - Pilar Valve Setting	FP-NMG Transm Specific-Replace	369.0	$ -	$ -	$ -	$ -	$ -	$ -	$ -
3323	610001782	TEMP	ABQ Eubank Blvd NE Dresser Coupled Main Replacements	FP-NMG Dist Specific-Replace	376.1	$ -	$ -	$ -	$ -	$ -	$ -	$ -
3324	610001782	TEMP	ABQ Eubank Blvd NE Dresser Coupled Main Replacements	FP-NMG Dist Specific-Replace	376.2	$ -	$ -	$ -	$ -	$ -	$ -	$ -
3325	610001782	TEMP	ABQ Eubank Blvd NE Dresser Coupled Main Replacements	FP-NMG Dist Specific-Replace	376.4	$ -	$ -	$ -	$ -	$ -	$ -	$ -
3326	610001782	TEMP	ABQ Eubank Blvd NE Dresser Coupled Main Replacements	FP-NMG Dist Specific-Replace	380.0	$ -	$ -	$ -	$ -	$ -	$ -	$ -
3327	T660001783	TEMP	RSV: Questa ML - Blueberry Hill Receiver	FP-NMG Transm Specific-Replace	367.1	$ -	$ -	$ -	$ -	$ -	$ -	$ -
3328	T660001783	TEMP	RSV: Questa ML - Blueberry Hill Receiver	FP-NMG Transm Specific-Replace	368.0	$ -	$ -	$ -	$ -	$ -	$ -	$ -
3329	T660001783	TEMP	RSV: Questa ML - Blueberry Hill Receiver	FP-NMG Transm Specific-Replace	369.0	$ -	$ -	$ -	$ -	$ -	$ -	$ -
3330	T610001784	NCP-16121	Stopple Equipment	FP-NMG Tools, Shop & Garage Equip	394.0	$ -	$ -	$ -	$ -	$ -	$ -	$ -
3331	T610001785	NCP-16126	CNG Equipment Pipeline Evacuations and Filling Trailers	FP-NMG Tools, Shop & Garage Equip	394.0	$ -	$ -	$ -	$ -	$ -	$ -	$ -
3332	T610001786	TEMP	RSV - Rio Puerco ML - Redondo Compressor Valve Setting	FP-NMG Transm Specific-Replace	367.1	$ -	$ -	$ -	$ -	$ -	$ -	$ -
3333	T610001786	TEMP	RSV - Rio Puerco ML - Redondo Compressor Valve Setting	FP-NMG Transm Specific-Replace	368.0	$ -	$ -	$ -	$ -	$ -	$ -	$ -
3334	T610001786	TEMP	RSV - Rio Puerco ML - Redondo Compressor Valve Setting	FP-NMG Transm Specific-Replace	369.0	$ -	$ -	$ -	$ -	$ -	$ -	$ -
3335	T660001787	TEMP	RSV - Taos ML - Velarde BV Setting No.6	FP-NMG Transm Specific-Replace	367.1	$ -	$ -	$ -	$ -	$ -	$ -	$ -
3336	T660001787	TEMP	RSV - Taos ML - Velarde BV Setting No.6	FP-NMG Transm Specific-Replace	368.0	$ -	$ -	$ -	$ -	$ -	$ -	$ -
3337	T660001787	TEMP	RSV - Taos ML - Velarde BV Setting No.6	FP-NMG Transm Specific-Replace	369.0	$ -	$ -	$ -	$ -	$ -	$ -	$ -
3338	T660001788	PRE-09983	RSV: Taos ML- BV Setting at Velarde Compressor	FP-NMG Transm Specific-Replace	367.1	$ -	$ -	$ -	$ -	$ -	$ -	$ -
3339	T660001788	PRE-09983	RSV: Taos ML- BV Setting at Velarde Compressor	FP-NMG Transm Specific-Replace	368.0	$ -	$ -	$ -	$ -	$ -	$ -	$ -
3340	T660001788	PRE-09983	RSV: Taos ML- BV Setting at Velarde Compressor	FP-NMG Transm Specific-Replace	369.0	$ -	$ -	$ -	$ -	$ -	$ -	$ -
3341	610001789	TEMP	ABQ Graceland Dr NE Dresser Coupled Main Replacements	FP-NMG Dist Specific-Replace	376.1	$ -	$ -	$ -	$ -	$ -	$ -	$ -
3342	610001789	TEMP	ABQ Graceland Dr NE Dresser Coupled Main Replacements	FP-NMG Dist Specific-Replace	376.2	$ -	$ -	$ -	$ -	$ -	$ -	$ -
3343	610001789	TEMP	ABQ Graceland Dr NE Dresser Coupled Main Replacements	FP-NMG Dist Specific-Replace	376.4	$ -	$ -	$ -	$ -	$ -	$ -	$ -
3344	610001789	TEMP	ABQ Graceland Dr NE Dresser Coupled Main Replacements	FP-NMG Dist Specific-Replace	380.0	$ -	$ -	$ -	$ -	$ -	$ -	$ -
3345	610001790	TEMP	ABQ Madeira Dr NE Dresser Coupled Main Replacements	FP-NMG Dist Specific-Replace	376.1	$ -	$ -	$ -	$ -	$ -	$ -	$ -
3346	610001790	TEMP	ABQ Madeira Dr NE Dresser Coupled Main Replacements	FP-NMG Dist Specific-Replace	376.2	$ -	$ -	$ -	$ -	$ -	$ -	$ -
3347	610001790	TEMP	ABQ Madeira Dr NE Dresser Coupled Main Replacements	FP-NMG Dist Specific-Replace	376.4	$ -	$ -	$ -	$ -	$ -	$ -	$ -
3348	610001790	TEMP	ABQ Madeira Dr NE Dresser Coupled Main Replacements	FP-NMG Dist Specific-Replace	380.0	$ -	$ -	$ -	$ -	$ -	$ -	$ -
3349	610001791	TEMP	ABQ Pennsylvania St SE Main and Service Replacements	FP-NMG Dist Specific-Replace	376.1	$ -	$ -	$ -	$ -	$ -	$ -	$ -
3350	610001791	TEMP	ABQ Pennsylvania St SE Main and Service Replacements	FP-NMG Dist Specific-Replace	376.2	$ -	$ -	$ -	$ -	$ -	$ -	$ -
3351	610001791	TEMP	ABQ Pennsylvania St SE Main and Service Replacements	FP-NMG Dist Specific-Replace	376.4	$ -	$ -	$ -	$ -	$ -	$ -	$ -
3352	610001791	TEMP	ABQ Pennsylvania St SE Main and Service Replacements	FP-NMG Dist Specific-Replace	380.0	$ -	$ -	$ -	$ -	$ -	$ -	$ -
3353	T660001792	TEMP	RSV: Los Alamos ML - Old Los Alamos No.1	FP-NMG Transm Specific-Replace	367.1	$ -	$ -	$ -	$ -	$ -	$ -	$ -
3354	T660001792	TEMP	RSV: Los Alamos ML - Old Los Alamos No.1	FP-NMG Transm Specific-Replace	368.0	$ -	$ -	$ -	$ -	$ -	$ -	$ -
3355	T660001792	TEMP	RSV: Los Alamos ML - Old Los Alamos No.1	FP-NMG Transm Specific-Replace	369.0	$ -	$ -	$ -	$ -	$ -	$ -	$ -
3356	610001793	TEMP	Los Lunas NM 314 Main Replacements	FP-NMG Dist Specific-Replace	376.1	$ -	$ -	$ -	$ -	$ -	$ -	$ -
3357	610001793	TEMP	Los Lunas NM 314 Main Replacements	FP-NMG Dist Specific-Replace	376.2	$ -	$ -	$ -	$ -	$ -	$ -	$ -
3358	610001793	TEMP	Los Lunas NM 314 Main Replacements	FP-NMG Dist Specific-Replace	376.4	$ -	$ -	$ -	$ -	$ -	$ -	$ -
3359	610001793	TEMP	Los Lunas NM 314 Main Replacements	FP-NMG Dist Specific-Replace	380.0	$ -	$ -	$ -	$ -	$ -	$ -	$ -
3360	T660001794	TEMP	RSV: Questa ML - Los Colonias BV	FP-NMG Transm Specific-Replace	367.1	$ -	$ -	$ -	$ -	$ -	$ -	$ -
3361	T660001794	TEMP	RSV: Questa ML - Los Colonias BV	FP-NMG Transm Specific-Replace	368.0	$ -	$ -	$ -	$ -	$ -	$ -	$ -
3362	T660001794	TEMP	RSV: Questa ML - Los Colonias BV	FP-NMG Transm Specific-Replace	369.0	$ -	$ -	$ -	$ -	$ -	$ -	$ -
3363	T660001795	PRE-09991	RSV: Taos ML - Alcalde BV Setting No.5	FP-NMG Transm Specific-Replace	367.1	$ -	$ -	$ -	$ -	$ -	$ -	$ -

NEW MEXICO GAS COMPANY, INC.

Plant Gross Activity
Base Period - 12 Months Ending March 31, 2023
Future Test Year - 12 Months Ending September 30, 2025

	A	B	C	D	E	AB	AC	AD	AE	AF	AG	AH	AI
3	Investment Number	FP Number	Investment Name	FP Type	FERC Account	2/28/2025	3/31/2025	4/30/2025	5/31/2025	6/30/2025	7/31/2025	8/31/2025	9/30/2025
3308	T610001777	TEMP	RSV: Rio Puerco ML - Blacks BV	FP-NMG Transm Specific-Replace	367.1	$ -	$ -	$ -	$ -	$ -	$ -	$ -	$ -
3309	T610001777	TEMP	RSV: Rio Puerco ML - Blacks BV	FP-NMG Transm Specific-Replace	368.0	$ -	$ -	$ -	$ -	$ -	$ -	$ -	$ -
3310	T610001777	TEMP	RSV: Rio Puerco ML - Blacks BV	FP-NMG Transm Specific-Replace	369.0	$ -	$ -	$ -	$ -	$ -	$ -	$ -	$ -
3311	T610001778	TEMP	RSV: Rio Puerco ML - Laguna Valve Setting No.4- Windmill	FP-NMG Transm Specific-Replace	367.1	$ -	$ -	$ -	$ -	$ -	$ -	$ -	$ -
3312	T610001778	TEMP	RSV: Rio Puerco ML - Laguna Valve Setting No.4- Windmill	FP-NMG Transm Specific-Replace	368.0	$ -	$ -	$ -	$ -	$ -	$ -	$ -	$ -
3313	T610001778	TEMP	RSV: Rio Puerco ML - Laguna Valve Setting No.4- Windmill	FP-NMG Transm Specific-Replace	369.0	$ -	$ -	$ -	$ -	$ -	$ -	$ -	$ -
3314	T660001779	PRE-09923	RSV - DOE Los Alamos ML - Los Alamos East BS (Airport)	FP-NMG Transm Specific-Replace	367.1	$ -	$ -	$ -	$ -	$ -	$ -	$ -	$ -
3315	T660001779	PRE-09923	RSV - DOE Los Alamos ML - Los Alamos East BS (Airport)	FP-NMG Transm Specific-Replace	368.0	$ -	$ -	$ -	$ -	$ -	$ -	$ -	$ -
3316	T660001779	PRE-09923	RSV - DOE Los Alamos ML - Los Alamos East BS (Airport)	FP-NMG Transm Specific-Replace	369.0	$ -	$ -	$ -	$ -	$ -	$ -	$ -	$ -
3317	T660001780	PRE-09913	RSV: Taos ML - Rinconada Valve Setting	FP-NMG Transm Specific-Replace	367.1	$ -	$ -	$ -	$ -	$ -	$ -	$ -	$ -
3318	T660001780	PRE-09913	RSV: Taos ML - Rinconada Valve Setting	FP-NMG Transm Specific-Replace	368.0	$ -	$ -	$ -	$ -	$ -	$ -	$ -	$ -
3319	T660001780	PRE-09913	RSV: Taos ML - Rinconada Valve Setting	FP-NMG Transm Specific-Replace	369.0	$ -	$ -	$ -	$ -	$ -	$ -	$ -	$ -
3320	T660001781	PRE-09914	RSV: Taos ML - Pilar Valve Setting	FP-NMG Transm Specific-Replace	367.1	$ -	$ -	$ 60,683	$ -	$ -	$ -	$ -	$ -
3321	T660001781	PRE-09914	RSV: Taos ML - Pilar Valve Setting	FP-NMG Transm Specific-Replace	368.0	$ -	$ -	$ 8,669	$ -	$ -	$ -	$ -	$ -
3322	T660001781	PRE-09914	RSV: Taos ML - Pilar Valve Setting	FP-NMG Transm Specific-Replace	369.0	$ -	$ -	$ 17,338	$ -	$ -	$ -	$ -	$ -
3323	610001782	TEMP	ABQ Eubank Blvd NE Dresser Coupled Main Replacements	FP-NMG Dist Specific-Replace	376.1	$ -	$ -	$ -	$ -	$ -	$ -	$ -	$ -
3324	610001782	TEMP	ABQ Eubank Blvd NE Dresser Coupled Main Replacements	FP-NMG Dist Specific-Replace	376.2	$ -	$ -	$ -	$ -	$ -	$ -	$ -	$ -
3325	610001782	TEMP	ABQ Eubank Blvd NE Dresser Coupled Main Replacements	FP-NMG Dist Specific-Replace	376.4	$ -	$ -	$ -	$ -	$ -	$ -	$ -	$ -
3326	610001782	TEMP	ABQ Eubank Blvd NE Dresser Coupled Main Replacements	FP-NMG Dist Specific-Replace	380.0	$ -	$ -	$ -	$ -	$ -	$ -	$ -	$ -
3327	T660001783	TEMP	RSV: Questa ML - Blueberry Hill Receiver	FP-NMG Transm Specific-Replace	367.1	$ -	$ -	$ -	$ -	$ 61,528	$ -	$ -	$ -
3328	T660001783	TEMP	RSV: Questa ML - Blueberry Hill Receiver	FP-NMG Transm Specific-Replace	368.0	$ -	$ -	$ -	$ -	$ 8,790	$ -	$ -	$ -
3329	T660001783	TEMP	RSV: Questa ML - Blueberry Hill Receiver	FP-NMG Transm Specific-Replace	369.0	$ -	$ -	$ -	$ -	$ 17,579	$ -	$ -	$ -
3330	T610001784	NCP-16121	Stopple Equipment	FP-NMG Tools, Shop & Garage Equip	394.0	$ -	$ -	$ -	$ -	$ -	$ -	$ -	$ -
3331	T610001785	NCP-16126	CNG Equipment Pipeline Evacuations and Filling Trailers	FP-NMG Tools, Shop & Garage Equip	394.0	$ -	$ -	$ -	$ -	$ -	$ -	$ -	$ -
3332	T610001786	TEMP	RSV - Rio Puerco ML - Redondo Compressor Valve Setting	FP-NMG Transm Specific-Replace	367.1	$ -	$ -	$ -	$ -	$ -	$ -	$ -	$ -
3333	T610001786	TEMP	RSV - Rio Puerco ML - Redondo Compressor Valve Setting	FP-NMG Transm Specific-Replace	368.0	$ -	$ -	$ -	$ -	$ -	$ -	$ -	$ -
3334	T610001786	TEMP	RSV - Rio Puerco ML - Redondo Compressor Valve Setting	FP-NMG Transm Specific-Replace	369.0	$ -	$ -	$ -	$ -	$ -	$ -	$ -	$ -
3335	T660001787	TEMP	RSV - Taos ML - Velarde BV Setting No.6	FP-NMG Transm Specific-Replace	367.1	$ -	$ -	$ -	$ -	$ -	$ -	$ -	$ -
3336	T660001787	TEMP	RSV - Taos ML - Velarde BV Setting No.6	FP-NMG Transm Specific-Replace	368.0	$ -	$ -	$ -	$ -	$ -	$ -	$ -	$ -
3337	T660001787	TEMP	RSV - Taos ML - Velarde BV Setting No.6	FP-NMG Transm Specific-Replace	369.0	$ -	$ -	$ -	$ -	$ -	$ -	$ -	$ -
3338	T660001788	PRE-09983	RSV: Taos ML- BV Setting at Velarde Compressor	FP-NMG Transm Specific-Replace	367.1	$ -	$ -	$ 60,820	$ -	$ -	$ -	$ -	$ -
3339	T660001788	PRE-09983	RSV: Taos ML- BV Setting at Velarde Compressor	FP-NMG Transm Specific-Replace	368.0	$ -	$ -	$ 8,689	$ -	$ -	$ -	$ -	$ -
3340	T660001788	PRE-09983	RSV: Taos ML- BV Setting at Velarde Compressor	FP-NMG Transm Specific-Replace	369.0	$ -	$ -	$ 17,377	$ -	$ -	$ -	$ -	$ -
3341	610001789	TEMP	ABQ Graceland Dr NE Dresser Coupled Main Replacements	FP-NMG Dist Specific-Replace	376.1	$ -	$ -	$ -	$ -	$ -	$ -	$ -	$ -
3342	610001789	TEMP	ABQ Graceland Dr NE Dresser Coupled Main Replacements	FP-NMG Dist Specific-Replace	376.2	$ -	$ -	$ -	$ -	$ -	$ -	$ -	$ -
3343	610001789	TEMP	ABQ Graceland Dr NE Dresser Coupled Main Replacements	FP-NMG Dist Specific-Replace	376.4	$ -	$ -	$ -	$ -	$ -	$ -	$ -	$ -
3344	610001789	TEMP	ABQ Graceland Dr NE Dresser Coupled Main Replacements	FP-NMG Dist Specific-Replace	380.0	$ -	$ -	$ -	$ -	$ -	$ -	$ -	$ -
3345	610001790	TEMP	ABQ Madeira Dr NE Dresser Coupled Main Replacements	FP-NMG Dist Specific-Replace	376.1	$ -	$ -	$ -	$ -	$ -	$ -	$ -	$ -
3346	610001790	TEMP	ABQ Madeira Dr NE Dresser Coupled Main Replacements	FP-NMG Dist Specific-Replace	376.2	$ -	$ -	$ -	$ -	$ -	$ -	$ -	$ -
3347	610001790	TEMP	ABQ Madeira Dr NE Dresser Coupled Main Replacements	FP-NMG Dist Specific-Replace	376.4	$ -	$ -	$ -	$ -	$ -	$ -	$ -	$ -
3348	610001790	TEMP	ABQ Madeira Dr NE Dresser Coupled Main Replacements	FP-NMG Dist Specific-Replace	380.0	$ -	$ -	$ -	$ -	$ -	$ -	$ -	$ -
3349	610001791	TEMP	ABQ Pennsylvania St SE Main and Service Replacements	FP-NMG Dist Specific-Replace	376.1	$ -	$ -	$ -	$ -	$ -	$ -	$ -	$ -
3350	610001791	TEMP	ABQ Pennsylvania St SE Main and Service Replacements	FP-NMG Dist Specific-Replace	376.2	$ -	$ -	$ -	$ -	$ -	$ -	$ -	$ -
3351	610001791	TEMP	ABQ Pennsylvania St SE Main and Service Replacements	FP-NMG Dist Specific-Replace	376.4	$ -	$ -	$ -	$ -	$ -	$ -	$ -	$ -
3352	610001791	TEMP	ABQ Pennsylvania St SE Main and Service Replacements	FP-NMG Dist Specific-Replace	380.0	$ -	$ -	$ -	$ -	$ -	$ -	$ -	$ -
3353	T660001792	TEMP	RSV: Los Alamos ML - Old Los Alamos No.1	FP-NMG Transm Specific-Replace	367.1	$ -	$ -	$ -	$ -	$ -	$ -	$ -	$ -
3354	T660001792	TEMP	RSV: Los Alamos ML - Old Los Alamos No.1	FP-NMG Transm Specific-Replace	368.0	$ -	$ -	$ -	$ -	$ -	$ -	$ -	$ -
3355	T660001792	TEMP	RSV: Los Alamos ML - Old Los Alamos No.1	FP-NMG Transm Specific-Replace	369.0	$ -	$ -	$ -	$ -	$ -	$ -	$ -	$ -
3356	610001793	TEMP	Los Lunas NM 314 Main Replacements	FP-NMG Dist Specific-Replace	376.1	$ -	$ -	$ -	$ -	$ -	$ -	$ -	$ -
3357	610001793	TEMP	Los Lunas NM 314 Main Replacements	FP-NMG Dist Specific-Replace	376.2	$ -	$ -	$ -	$ -	$ -	$ -	$ -	$ -
3358	610001793	TEMP	Los Lunas NM 314 Main Replacements	FP-NMG Dist Specific-Replace	376.4	$ -	$ -	$ -	$ -	$ -	$ -	$ -	$ -
3359	610001793	TEMP	Los Lunas NM 314 Main Replacements	FP-NMG Dist Specific-Replace	380.0	$ -	$ -	$ -	$ -	$ -	$ -	$ -	$ -
3360	T660001794	TEMP	RSV: Questa ML - Los Colonias BV	FP-NMG Transm Specific-Replace	367.1	$ -	$ -	$ -	$ -	$ -	$ -	$ -	$ -
3361	T660001794	TEMP	RSV: Questa ML - Los Colonias BV	FP-NMG Transm Specific-Replace	368.0	$ -	$ -	$ -	$ -	$ -	$ -	$ -	$ -
3362	T660001794	TEMP	RSV: Questa ML - Los Colonias BV	FP-NMG Transm Specific-Replace	369.0	$ -	$ -	$ -	$ -	$ -	$ -	$ -	$ -
3363	T660001795	PRE-09991	RSV: Taos ML - Alcalde BV Setting No.5	FP-NMG Transm Specific-Replace	367.1	$ -	$ -	$ -	$ -	$ -	$ 60,867	$ -	$ -

NEW MEXICO GAS COMPANY, INC.

Plant Gross Activity
Base Period - 12 Months Ending March 31, 2023
Future Test Year - 12 Months Ending September 30, 2025

	A	B	C	D	E	F	G	H	I	J	K	L
3	Investment Number	FP Number	Investment Name	FP Type	FERC Account	4/30/2023	5/31/2023	6/30/2023	7/31/2023	8/31/2023	9/30/2023	10/31/2023
3364	T660001795	PRE-09991	RSV: Taos ML - Alcalde BV Setting No.5	FP-NMG Transm Specific-Replace	368.0	$ -	$ -	$ -	$ -	$ -	$ -	$ -
3365	T660001795	PRE-09991	RSV: Taos ML - Alcalde BV Setting No.5	FP-NMG Transm Specific-Replace	369.0	$ -	$ -	$ -	$ -	$ -	$ -	$ -
3366	611001796	TEMP	Belen N 1st St and Ross Main Replacements	FP-NMG Dist Specific-Replace	376.1	$ -	$ -	$ -	$ -	$ -	$ -	$ -
3367	611001796	TEMP	Belen N 1st St and Ross Main Replacements	FP-NMG Dist Specific-Replace	376.2	$ -	$ -	$ -	$ -	$ -	$ -	$ -
3368	611001796	TEMP	Belen N 1st St and Ross Main Replacements	FP-NMG Dist Specific-Replace	376.4	$ -	$ -	$ -	$ -	$ -	$ -	$ -
3369	611001796	TEMP	Belen N 1st St and Ross Main Replacements	FP-NMG Dist Specific-Replace	380.0	$ -	$ -	$ -	$ -	$ -	$ -	$ -
3370	T601001797	NEW-15576	Internal Corrosion Monitoring at EPNG Odoe	FP-NMG Transm Specifics-New	367.1	$ -	$ -	$ -	$ -	$ -	$ -	$ -
3371	T601001797	NEW-15576	Internal Corrosion Monitoring at EPNG Odoe	FP-NMG Transm Specifics-New	368.0	$ -	$ -	$ -	$ -	$ -	$ -	$ -
3372	T601001797	NEW-15576	Internal Corrosion Monitoring at EPNG Odoe	FP-NMG Transm Specifics-New	369.0	$ -	$ -	$ -	$ -	$ -	$ -	$ -
3373	610001798	TEMP	ABQ Headingly Ave NE Dresser Coupled Main Replacement	FP-NMG Dist Specific-Replace	376.1	$ -	$ -	$ -	$ -	$ -	$ -	$ -
3374	610001798	TEMP	ABQ Headingly Ave NE Dresser Coupled Main Replacement	FP-NMG Dist Specific-Replace	376.2	$ -	$ -	$ -	$ -	$ -	$ -	$ -
3375	610001798	TEMP	ABQ Headingly Ave NE Dresser Coupled Main Replacement	FP-NMG Dist Specific-Replace	376.4	$ -	$ -	$ -	$ -	$ -	$ -	$ -
3376	610001798	TEMP	ABQ Headingly Ave NE Dresser Coupled Main Replacement	FP-NMG Dist Specific-Replace	380.0	$ -	$ -	$ -	$ -	$ -	$ -	$ -
3377	T680001799	TEMP	RSV - ABQ LP ML - Lohman BV Setting	FP-NMG Transm Specific-Replace	367.1	$ -	$ -	$ -	$ -	$ -	$ -	$ -
3378	T680001799	TEMP	RSV - ABQ LP ML - Lohman BV Setting	FP-NMG Transm Specific-Replace	368.0	$ -	$ -	$ -	$ -	$ -	$ -	$ -
3379	T680001799	TEMP	RSV - ABQ LP ML - Lohman BV Setting	FP-NMG Transm Specific-Replace	369.0	$ -	$ -	$ -	$ -	$ -	$ -	$ -
3380	T621001800	TEMP	RSV - Alamo-Holloman ML - Holloman Take-off	FP-NMG Transm Specific-Replace	367.1	$ -	$ -	$ -	$ -	$ -	$ -	$ -
3381	T621001800	TEMP	RSV - Alamo-Holloman ML - Holloman Take-off	FP-NMG Transm Specific-Replace	368.0	$ -	$ -	$ -	$ -	$ -	$ -	$ -
3382	T621001800	TEMP	RSV - Alamo-Holloman ML - Holloman Take-off	FP-NMG Transm Specific-Replace	369.0	$ -	$ -	$ -	$ -	$ -	$ -	$ -
3383	T610001801	TEMP	RSV - Santa Fe ML (20 & 16) - Santa Fe ML Take Off	FP-NMG Transm Specific-Replace	367.1	$ -	$ -	$ -	$ -	$ -	$ -	$ -
3384	T610001801	TEMP	RSV - Santa Fe ML (20 & 16) - Santa Fe ML Take Off	FP-NMG Transm Specific-Replace	368.0	$ -	$ -	$ -	$ -	$ -	$ -	$ -
3385	T610001801	TEMP	RSV - Santa Fe ML (20 & 16) - Santa Fe ML Take Off	FP-NMG Transm Specific-Replace	369.0	$ -	$ -	$ -	$ -	$ -	$ -	$ -
3386	T610001802	TEMP	RSV - Rio Puerco ML - Sand Dunes BV Setting	FP-NMG Transm Specific-Replace	367.1	$ -	$ -	$ -	$ -	$ -	$ -	$ -
3387	T610001802	TEMP	RSV - Rio Puerco ML - Sand Dunes BV Setting	FP-NMG Transm Specific-Replace	368.0	$ -	$ -	$ -	$ -	$ -	$ -	$ -
3388	T610001802	TEMP	RSV - Rio Puerco ML - Sand Dunes BV Setting	FP-NMG Transm Specific-Replace	369.0	$ -	$ -	$ -	$ -	$ -	$ -	$ -
3389	T610001803	TEMP	RSV - Santa Fe ML (20 & 16) - Rio Rancho BV Setting No.1	FP-NMG Transm Specific-Replace	367.1	$ -	$ -	$ -	$ -	$ -	$ -	$ -
3390	T610001803	TEMP	RSV - Santa Fe ML (20 & 16) - Rio Rancho BV Setting No.1	FP-NMG Transm Specific-Replace	368.0	$ -	$ -	$ -	$ -	$ -	$ -	$ -
3391	T610001803	TEMP	RSV - Santa Fe ML (20 & 16) - Rio Rancho BV Setting No.1	FP-NMG Transm Specific-Replace	369.0	$ -	$ -	$ -	$ -	$ -	$ -	$ -
3392	610001804	TEMP	'24 ABQ X-Trube Project Ph1	FP-NMG Dist Specific-Replace	376.1	$ -	$ -	$ -	$ -	$ -	$ -	$ -
3393	610001804	TEMP	'24 ABQ X-Trube Project Ph1	FP-NMG Dist Specific-Replace	376.2	$ -	$ -	$ -	$ -	$ -	$ -	$ -
3394	610001804	TEMP	'24 ABQ X-Trube Project Ph1	FP-NMG Dist Specific-Replace	376.4	$ -	$ -	$ -	$ -	$ -	$ -	$ -
3395	610001804	TEMP	'24 ABQ X-Trube Project Ph1	FP-NMG Dist Specific-Replace	380.0	$ -	$ -	$ -	$ -	$ -	$ -	$ -
3396	621001805	PRE-09899	ALA South 7th Regulator Station Relocation	FP-NMG Dist Specific-Replace	376.1	$ -	$ -	$ -	$ -	$ -	$ -	$ -
3397	621001805	PRE-09899	ALA South 7th Regulator Station Relocation	FP-NMG Dist Specific-Replace	376.2	$ -	$ -	$ -	$ -	$ -	$ -	$ -
3398	621001805	PRE-09899	ALA South 7th Regulator Station Relocation	FP-NMG Dist Specific-Replace	376.4	$ -	$ -	$ -	$ -	$ -	$ -	$ -
3399	621001805	PRE-09899	ALA South 7th Regulator Station Relocation	FP-NMG Dist Specific-Replace	380.0	$ -	$ -	$ -	$ -	$ -	$ -	$ -
3400	610001806	TEMP	'25 ABQ X-Trube Project Ph1	FP-NMG Dist Specific-Replace	376.1	$ -	$ -	$ -	$ -	$ -	$ -	$ -
3401	610001806	TEMP	'25 ABQ X-Trube Project Ph1	FP-NMG Dist Specific-Replace	376.2	$ -	$ -	$ -	$ -	$ -	$ -	$ -
3402	610001806	TEMP	'25 ABQ X-Trube Project Ph1	FP-NMG Dist Specific-Replace	376.4	$ -	$ -	$ -	$ -	$ -	$ -	$ -
3403	610001806	TEMP	'25 ABQ X-Trube Project Ph1	FP-NMG Dist Specific-Replace	380.0	$ -	$ -	$ -	$ -	$ -	$ -	$ -
3404	610001807	TEMP	'26 ABQ X-Trube Project Ph 1	FP-NMG Dist Specific-Replace	376.1	$ -	$ -	$ -	$ -	$ -	$ -	$ -
3405	610001807	TEMP	'26 ABQ X-Trube Project Ph 1	FP-NMG Dist Specific-Replace	376.2	$ -	$ -	$ -	$ -	$ -	$ -	$ -
3406	610001807	TEMP	'26 ABQ X-Trube Project Ph 1	FP-NMG Dist Specific-Replace	376.4	$ -	$ -	$ -	$ -	$ -	$ -	$ -
3407	610001807	TEMP	'26 ABQ X-Trube Project Ph 1	FP-NMG Dist Specific-Replace	380.0	$ -	$ -	$ -	$ -	$ -	$ -	$ -
3408	610001808	TEMP	ABQ Madeira Dr SE Dresser Coupled Main Replacements	FP-NMG Dist Specific-Replace	376.1	$ -	$ -	$ -	$ -	$ -	$ -	$ -
3409	610001808	TEMP	ABQ Madeira Dr SE Dresser Coupled Main Replacements	FP-NMG Dist Specific-Replace	376.2	$ -	$ -	$ -	$ -	$ -	$ -	$ -
3410	610001808	TEMP	ABQ Madeira Dr SE Dresser Coupled Main Replacements	FP-NMG Dist Specific-Replace	376.4	$ -	$ -	$ -	$ -	$ -	$ -	$ -
3411	610001808	TEMP	ABQ Madeira Dr SE Dresser Coupled Main Replacements	FP-NMG Dist Specific-Replace	380.0	$ -	$ -	$ -	$ -	$ -	$ -	$ -
3412	T621001809	PRE-09979	Chamberino Port of Entry 12in BV replacement	FP-NMG Transm Stations-Replace	368.0	$ -	$ -	$ -	$ -	$ -	$ -	$ -
3413	T621001809	PRE-09979	Chamberino Port of Entry 12in BV replacement	FP-NMG Transm Stations-Replace	369.0	$ -	$ -	$ -	$ -	$ -	$ -	$ -
3414	T680001810	PRE-09897	2022 Starlake # 8 Compressor Overhaul	FP-NMG Transm Specific-Replace	367.1	$ -	$ -	$ -	$ -	$ -	$ -	$ -
3415	T680001810	PRE-09897	2022 Starlake # 8 Compressor Overhaul	FP-NMG Transm Specific-Replace	368.0	$ -	$ -	$ -	$ -	$ -	$ -	$ -
3416	T680001810	PRE-09897	2022 Starlake # 8 Compressor Overhaul	FP-NMG Transm Specific-Replace	369.0	$ -	$ -	$ -	$ -	$ -	$ -	$ -
3417	621001811	TEMP	ALA Catalina Regulator Station Relocation	FP-NMG Dist Specific-Replace	376.1	$ -	$ -	$ -	$ -	$ -	$ -	$ -
3418	621001811	TEMP	ALA Catalina Regulator Station Relocation	FP-NMG Dist Specific-Replace	376.2	$ -	$ -	$ -	$ -	$ -	$ -	$ -
3419	621001811	TEMP	ALA Catalina Regulator Station Relocation	FP-NMG Dist Specific-Replace	376.4	$ -	$ -	$ -	$ -	$ -	$ -	$ -

NEW MEXICO GAS COMPANY, INC.

Plant Gross Activity
Base Period - 12 Months Ending March 31, 2023
Future Test Year - 12 Months Ending September 30, 2025

	A	B	C	D	E	M	N	O	P	Q	R	S	T
3	Investment Number	FP Number	Investment Name	FP Type	FERC Account	11/30/2023	12/31/2023	1/31/2024	2/29/2024	3/31/2024	4/30/2024	5/31/2024	6/30/2024
3364	T660001795	PRE-09991	RSV: Taos ML - Alcalde BV Setting No.5	FP-NMG Transm Specific-Replace	368.0	$ -	$ -	$ -	$ -	$ -	$ -	$ -	$ -
3365	T660001795	PRE-09991	RSV: Taos ML - Alcalde BV Setting No.5	FP-NMG Transm Specific-Replace	369.0	$ -	$ -	$ -	$ -	$ -	$ -	$ -	$ -
3366	611001796	TEMP	Belen N 1st St and Ross Main Replacements	FP-NMG Dist Specific-Replace	376.1	$ -	$ -	$ -	$ -	$ -	$ -	$ -	$ -
3367	611001796	TEMP	Belen N 1st St and Ross Main Replacements	FP-NMG Dist Specific-Replace	376.2	$ -	$ -	$ -	$ -	$ -	$ -	$ -	$ -
3368	611001796	TEMP	Belen N 1st St and Ross Main Replacements	FP-NMG Dist Specific-Replace	376.4	$ -	$ -	$ -	$ -	$ -	$ -	$ -	$ -
3369	611001796	TEMP	Belen N 1st St and Ross Main Replacements	FP-NMG Dist Specific-Replace	380.0	$ -	$ -	$ -	$ -	$ -	$ -	$ -	$ -
3370	T601001797	NEW-15576	Internal Corrosion Monitoring at EPNG Odoe	FP-NMG Transm Specifics-New	367.1	$ -	$ -	$ -	$ -	$ -	$ -	$ -	$ -
3371	T601001797	NEW-15576	Internal Corrosion Monitoring at EPNG Odoe	FP-NMG Transm Specifics-New	368.0	$ -	$ -	$ -	$ -	$ -	$ -	$ -	$ -
3372	T601001797	NEW-15576	Internal Corrosion Monitoring at EPNG Odoe	FP-NMG Transm Specifics-New	369.0	$ -	$ -	$ -	$ -	$ -	$ -	$ -	$ -
3373	610001798	TEMP	ABQ Headingly Ave NE Dresser Coupled Main Replacement	FP-NMG Dist Specific-Replace	376.1	$ -	$ -	$ -	$ -	$ -	$ -	$ -	$ -
3374	610001798	TEMP	ABQ Headingly Ave NE Dresser Coupled Main Replacement	FP-NMG Dist Specific-Replace	376.2	$ -	$ -	$ -	$ -	$ -	$ -	$ -	$ -
3375	610001798	TEMP	ABQ Headingly Ave NE Dresser Coupled Main Replacement	FP-NMG Dist Specific-Replace	376.4	$ -	$ -	$ -	$ -	$ -	$ -	$ -	$ -
3376	610001798	TEMP	ABQ Headingly Ave NE Dresser Coupled Main Replacement	FP-NMG Dist Specific-Replace	380.0	$ -	$ -	$ -	$ -	$ -	$ -	$ -	$ -
3377	T680001799	TEMP	RSV - ABQ LP ML - Lohman BV Setting	FP-NMG Transm Specific-Replace	367.1	$ -	$ -	$ -	$ -	$ -	$ -	$ -	$ -
3378	T680001799	TEMP	RSV - ABQ LP ML - Lohman BV Setting	FP-NMG Transm Specific-Replace	368.0	$ -	$ -	$ -	$ -	$ -	$ -	$ -	$ -
3379	T680001799	TEMP	RSV - ABQ LP ML - Lohman BV Setting	FP-NMG Transm Specific-Replace	369.0	$ -	$ -	$ -	$ -	$ -	$ -	$ -	$ -
3380	T621001800	TEMP	RSV - Alamo-Holloman ML - Holloman Take-off	FP-NMG Transm Specific-Replace	367.1	$ -	$ -	$ -	$ -	$ -	$ -	$ -	$ -
3381	T621001800	TEMP	RSV - Alamo-Holloman ML - Holloman Take-off	FP-NMG Transm Specific-Replace	368.0	$ -	$ -	$ -	$ -	$ -	$ -	$ -	$ -
3382	T621001800	TEMP	RSV - Alamo-Holloman ML - Holloman Take-off	FP-NMG Transm Specific-Replace	369.0	$ -	$ -	$ -	$ -	$ -	$ -	$ -	$ -
3383	T610001801	TEMP	RSV - Santa Fe ML (20 & 16) - Santa Fe ML Take Off	FP-NMG Transm Specific-Replace	367.1	$ -	$ -	$ -	$ -	$ -	$ -	$ -	$ -
3384	T610001801	TEMP	RSV - Santa Fe ML (20 & 16) - Santa Fe ML Take Off	FP-NMG Transm Specific-Replace	368.0	$ -	$ -	$ -	$ -	$ -	$ -	$ -	$ -
3385	T610001801	TEMP	RSV - Santa Fe ML (20 & 16) - Santa Fe ML Take Off	FP-NMG Transm Specific-Replace	369.0	$ -	$ -	$ -	$ -	$ -	$ -	$ -	$ -
3386	T610001802	TEMP	RSV - Rio Puerco ML - Sand Dunes BV Setting	FP-NMG Transm Specific-Replace	367.1	$ -	$ -	$ -	$ -	$ -	$ -	$ -	$ -
3387	T610001802	TEMP	RSV - Rio Puerco ML - Sand Dunes BV Setting	FP-NMG Transm Specific-Replace	368.0	$ -	$ -	$ -	$ -	$ -	$ -	$ -	$ -
3388	T610001802	TEMP	RSV - Rio Puerco ML - Sand Dunes BV Setting	FP-NMG Transm Specific-Replace	369.0	$ -	$ -	$ -	$ -	$ -	$ -	$ -	$ -
3389	T610001803	TEMP	RSV - Santa Fe ML (20 & 16) - Rio Rancho BV Setting No.1	FP-NMG Transm Specific-Replace	367.1	$ -	$ -	$ -	$ -	$ -	$ -	$ -	$ -
3390	T610001803	TEMP	RSV - Santa Fe ML (20 & 16) - Rio Rancho BV Setting No.1	FP-NMG Transm Specific-Replace	368.0	$ -	$ -	$ -	$ -	$ -	$ -	$ -	$ -
3391	T610001803	TEMP	RSV - Santa Fe ML (20 & 16) - Rio Rancho BV Setting No.1	FP-NMG Transm Specific-Replace	369.0	$ -	$ -	$ -	$ -	$ -	$ -	$ -	$ -
3392	610001804	TEMP	'24 ABQ X-Trube Project Ph1	FP-NMG Dist Specific-Replace	376.1	$ -	$ -	$ -	$ -	$ -	$ -	$ -	$ 63,364
3393	610001804	TEMP	'24 ABQ X-Trube Project Ph1	FP-NMG Dist Specific-Replace	376.2	$ -	$ -	$ -	$ -	$ -	$ -	$ -	$ 443,548
3394	610001804	TEMP	'24 ABQ X-Trube Project Ph1	FP-NMG Dist Specific-Replace	376.4	$ -	$ -	$ -	$ -	$ -	$ -	$ -	$ 31,682
3395	610001804	TEMP	'24 ABQ X-Trube Project Ph1	FP-NMG Dist Specific-Replace	380.0	$ -	$ -	$ -	$ -	$ -	$ -	$ -	$ 95,046
3396	621001805	PRE-09899	ALA South 7th Regulator Station Relocation	FP-NMG Dist Specific-Replace	376.1	$ -	$ -	$ -	$ -	$ -	$ -	$ -	$ -
3397	621001805	PRE-09899	ALA South 7th Regulator Station Relocation	FP-NMG Dist Specific-Replace	376.2	$ -	$ -	$ -	$ -	$ -	$ -	$ -	$ -
3398	621001805	PRE-09899	ALA South 7th Regulator Station Relocation	FP-NMG Dist Specific-Replace	376.4	$ -	$ -	$ -	$ -	$ -	$ -	$ -	$ -
3399	621001805	PRE-09899	ALA South 7th Regulator Station Relocation	FP-NMG Dist Specific-Replace	380.0	$ -	$ -	$ -	$ -	$ -	$ -	$ -	$ -
3400	610001806	TEMP	'25 ABQ X-Trube Project Ph1	FP-NMG Dist Specific-Replace	376.1	$ -	$ -	$ -	$ -	$ -	$ -	$ -	$ -
3401	610001806	TEMP	'25 ABQ X-Trube Project Ph1	FP-NMG Dist Specific-Replace	376.2	$ -	$ -	$ -	$ -	$ -	$ -	$ -	$ -
3402	610001806	TEMP	'25 ABQ X-Trube Project Ph1	FP-NMG Dist Specific-Replace	376.4	$ -	$ -	$ -	$ -	$ -	$ -	$ -	$ -
3403	610001806	TEMP	'25 ABQ X-Trube Project Ph1	FP-NMG Dist Specific-Replace	380.0	$ -	$ -	$ -	$ -	$ -	$ -	$ -	$ -
3404	610001807	TEMP	'26 ABQ X-Trube Project Ph 1	FP-NMG Dist Specific-Replace	376.1	$ -	$ -	$ -	$ -	$ -	$ -	$ -	$ -
3405	610001807	TEMP	'26 ABQ X-Trube Project Ph 1	FP-NMG Dist Specific-Replace	376.2	$ -	$ -	$ -	$ -	$ -	$ -	$ -	$ -
3406	610001807	TEMP	'26 ABQ X-Trube Project Ph 1	FP-NMG Dist Specific-Replace	376.4	$ -	$ -	$ -	$ -	$ -	$ -	$ -	$ -
3407	610001807	TEMP	'26 ABQ X-Trube Project Ph 1	FP-NMG Dist Specific-Replace	380.0	$ -	$ -	$ -	$ -	$ -	$ -	$ -	$ -
3408	610001808	TEMP	ABQ Madeira Dr SE Dresser Coupled Main Replacements	FP-NMG Dist Specific-Replace	376.1	$ -	$ -	$ -	$ -	$ -	$ -	$ -	$ -
3409	610001808	TEMP	ABQ Madeira Dr SE Dresser Coupled Main Replacements	FP-NMG Dist Specific-Replace	376.2	$ -	$ -	$ -	$ -	$ -	$ -	$ -	$ -
3410	610001808	TEMP	ABQ Madeira Dr SE Dresser Coupled Main Replacements	FP-NMG Dist Specific-Replace	376.4	$ -	$ -	$ -	$ -	$ -	$ -	$ -	$ -
3411	610001808	TEMP	ABQ Madeira Dr SE Dresser Coupled Main Replacements	FP-NMG Dist Specific-Replace	380.0	$ -	$ -	$ -	$ -	$ -	$ -	$ -	$ -
3412	T621001809	PRE-09979	Chamberino Port of Entry 12in BV replacement	FP-NMG Transm Stations-Replace	368.0	$ -	$ -	$ -	$ -	$ -	$ -	$ -	$ -
3413	T621001809	PRE-09979	Chamberino Port of Entry 12in BV replacement	FP-NMG Transm Stations-Replace	369.0	$ -	$ -	$ -	$ -	$ -	$ -	$ -	$ -
3414	T680001810	PRE-09897	2022 Starlake # 8 Compressor Overhaul	FP-NMG Transm Specific-Replace	367.1	$ -	$ -	$ -	$ -	$ -	$ -	$ -	$ -
3415	T680001810	PRE-09897	2022 Starlake # 8 Compressor Overhaul	FP-NMG Transm Specific-Replace	368.0	$ -	$ -	$ -	$ -	$ -	$ -	$ -	$ -
3416	T680001810	PRE-09897	2022 Starlake # 8 Compressor Overhaul	FP-NMG Transm Specific-Replace	369.0	$ -	$ -	$ -	$ -	$ -	$ -	$ -	$ -
3417	621001811	TEMP	ALA Catalina Regulator Station Relocation	FP-NMG Dist Specific-Replace	376.1	$ -	$ -	$ -	$ -	$ -	$ -	$ -	$ -
3418	621001811	TEMP	ALA Catalina Regulator Station Relocation	FP-NMG Dist Specific-Replace	376.2	$ -	$ -	$ -	$ -	$ -	$ -	$ -	$ -
3419	621001811	TEMP	ALA Catalina Regulator Station Relocation	FP-NMG Dist Specific-Replace	376.4	$ -	$ -	$ -	$ -	$ -	$ -	$ -	$ -

NEW MEXICO GAS COMPANY, INC.

Plant Gross Activity
Base Period - 12 Months Ending March 31, 2023
Future Test Year - 12 Months Ending September 30, 2025

	A	B	C	D	E	U	V	W	X	Y	Z	AA
3	Investment Number	FP Number	Investment Name	FP Type	FERC Account	7/31/2024	8/31/2024	9/30/2024	10/31/2024	11/30/2024	12/31/2024	1/31/2025
3364	T660001795	PRE-09991	RSV: Taos ML - Alcalde BV Setting No.5	FP-NMG Transm Specific-Replace	368.0	$ -	$ -	$ -	$ -	$ -	$ -	$ -
3365	T660001795	PRE-09991	RSV: Taos ML - Alcalde BV Setting No.5	FP-NMG Transm Specific-Replace	369.0	$ -	$ -	$ -	$ -	$ -	$ -	$ -
3366	611001796	TEMP	Belen N 1st St and Ross Main Replacements	FP-NMG Dist Specific-Replace	376.1	$ -	$ -	$ -	$ -	$ -	$ -	$ -
3367	611001796	TEMP	Belen N 1st St and Ross Main Replacements	FP-NMG Dist Specific-Replace	376.2	$ -	$ -	$ -	$ -	$ -	$ -	$ -
3368	611001796	TEMP	Belen N 1st St and Ross Main Replacements	FP-NMG Dist Specific-Replace	376.4	$ -	$ -	$ -	$ -	$ -	$ -	$ -
3369	611001796	TEMP	Belen N 1st St and Ross Main Replacements	FP-NMG Dist Specific-Replace	380.0	$ -	$ -	$ -	$ -	$ -	$ -	$ -
3370	T601001797	NEW-15576	Internal Corrosion Monitoring at EPNG Odoe	FP-NMG Transm Specifics-New	367.1	$ -	$ -	$ -	$ -	$ -	$ -	$ -
3371	T601001797	NEW-15576	Internal Corrosion Monitoring at EPNG Odoe	FP-NMG Transm Specifics-New	368.0	$ -	$ -	$ -	$ -	$ -	$ -	$ -
3372	T601001797	NEW-15576	Internal Corrosion Monitoring at EPNG Odoe	FP-NMG Transm Specifics-New	369.0	$ -	$ -	$ -	$ -	$ -	$ -	$ -
3373	610001798	TEMP	ABQ Headingly Ave NE Dresser Coupled Main Replacement	FP-NMG Dist Specific-Replace	376.1	$ -	$ -	$ -	$ -	$ -	$ -	$ -
3374	610001798	TEMP	ABQ Headingly Ave NE Dresser Coupled Main Replacement	FP-NMG Dist Specific-Replace	376.2	$ -	$ -	$ -	$ -	$ -	$ -	$ -
3375	610001798	TEMP	ABQ Headingly Ave NE Dresser Coupled Main Replacement	FP-NMG Dist Specific-Replace	376.4	$ -	$ -	$ -	$ -	$ -	$ -	$ -
3376	610001798	TEMP	ABQ Headingly Ave NE Dresser Coupled Main Replacement	FP-NMG Dist Specific-Replace	380.0	$ -	$ -	$ -	$ -	$ -	$ -	$ -
3377	T680001799	TEMP	RSV - ABQ LP ML - Lohman BV Setting	FP-NMG Transm Specific-Replace	367.1	$ -	$ -	$ -	$ -	$ -	$ -	$ -
3378	T680001799	TEMP	RSV - ABQ LP ML - Lohman BV Setting	FP-NMG Transm Specific-Replace	368.0	$ -	$ -	$ -	$ -	$ -	$ -	$ -
3379	T680001799	TEMP	RSV - ABQ LP ML - Lohman BV Setting	FP-NMG Transm Specific-Replace	369.0	$ -	$ -	$ -	$ -	$ -	$ -	$ -
3380	T621001800	TEMP	RSV - Alamo-Holloman ML - Holloman Take-off	FP-NMG Transm Specific-Replace	367.1	$ -	$ -	$ -	$ -	$ -	$ -	$ -
3381	T621001800	TEMP	RSV - Alamo-Holloman ML - Holloman Take-off	FP-NMG Transm Specific-Replace	368.0	$ -	$ -	$ -	$ -	$ -	$ -	$ -
3382	T621001800	TEMP	RSV - Alamo-Holloman ML - Holloman Take-off	FP-NMG Transm Specific-Replace	369.0	$ -	$ -	$ -	$ -	$ -	$ -	$ -
3383	T610001801	TEMP	RSV - Santa Fe ML (20 & 16) - Santa Fe ML Take Off	FP-NMG Transm Specific-Replace	367.1	$ -	$ -	$ -	$ -	$ -	$ -	$ -
3384	T610001801	TEMP	RSV - Santa Fe ML (20 & 16) - Santa Fe ML Take Off	FP-NMG Transm Specific-Replace	368.0	$ -	$ -	$ -	$ -	$ -	$ -	$ -
3385	T610001801	TEMP	RSV - Santa Fe ML (20 & 16) - Santa Fe ML Take Off	FP-NMG Transm Specific-Replace	369.0	$ -	$ -	$ -	$ -	$ -	$ -	$ -
3386	T610001802	TEMP	RSV - Rio Puerco ML - Sand Dunes BV Setting	FP-NMG Transm Specific-Replace	367.1	$ -	$ -	$ -	$ -	$ -	$ -	$ -
3387	T610001802	TEMP	RSV - Rio Puerco ML - Sand Dunes BV Setting	FP-NMG Transm Specific-Replace	368.0	$ -	$ -	$ -	$ -	$ -	$ -	$ -
3388	T610001802	TEMP	RSV - Rio Puerco ML - Sand Dunes BV Setting	FP-NMG Transm Specific-Replace	369.0	$ -	$ -	$ -	$ -	$ -	$ -	$ -
3389	T610001803	TEMP	RSV - Santa Fe ML (20 & 16) - Rio Rancho BV Setting No.1	FP-NMG Transm Specific-Replace	367.1	$ -	$ -	$ -	$ -	$ -	$ -	$ -
3390	T610001803	TEMP	RSV - Santa Fe ML (20 & 16) - Rio Rancho BV Setting No.1	FP-NMG Transm Specific-Replace	368.0	$ -	$ -	$ -	$ -	$ -	$ -	$ -
3391	T610001803	TEMP	RSV - Santa Fe ML (20 & 16) - Rio Rancho BV Setting No.1	FP-NMG Transm Specific-Replace	369.0	$ -	$ -	$ -	$ -	$ -	$ -	$ -
3392	610001804	TEMP	'24 ABQ X-Trube Project Ph1	FP-NMG Dist Specific-Replace	376.1	$ -	$ -	$ 65,115	$ -	$ -	$ 61,608	$ -
3393	610001804	TEMP	'24 ABQ X-Trube Project Ph1	FP-NMG Dist Specific-Replace	376.2	$ -	$ -	$ 455,806	$ -	$ -	$ 431,256	$ -
3394	610001804	TEMP	'24 ABQ X-Trube Project Ph1	FP-NMG Dist Specific-Replace	376.4	$ -	$ -	$ 32,558	$ -	$ -	$ 30,804	$ -
3395	610001804	TEMP	'24 ABQ X-Trube Project Ph1	FP-NMG Dist Specific-Replace	380.0	$ -	$ -	$ 97,673	$ -	$ -	$ 92,412	$ -
3396	621001805	PRE-09899	ALA South 7th Regulator Station Relocation	FP-NMG Dist Specific-Replace	376.1	$ -	$ -	$ -	$ -	$ -	$ -	$ -
3397	621001805	PRE-09899	ALA South 7th Regulator Station Relocation	FP-NMG Dist Specific-Replace	376.2	$ -	$ -	$ -	$ -	$ -	$ -	$ -
3398	621001805	PRE-09899	ALA South 7th Regulator Station Relocation	FP-NMG Dist Specific-Replace	376.4	$ -	$ -	$ -	$ -	$ -	$ -	$ -
3399	621001805	PRE-09899	ALA South 7th Regulator Station Relocation	FP-NMG Dist Specific-Replace	380.0	$ -	$ -	$ -	$ -	$ -	$ -	$ -
3400	610001806	TEMP	'25 ABQ X-Trube Project Ph1	FP-NMG Dist Specific-Replace	376.1	$ -	$ -	$ -	$ -	$ -	$ -	$ -
3401	610001806	TEMP	'25 ABQ X-Trube Project Ph1	FP-NMG Dist Specific-Replace	376.2	$ -	$ -	$ -	$ -	$ -	$ -	$ -
3402	610001806	TEMP	'25 ABQ X-Trube Project Ph1	FP-NMG Dist Specific-Replace	376.4	$ -	$ -	$ -	$ -	$ -	$ -	$ -
3403	610001806	TEMP	'25 ABQ X-Trube Project Ph1	FP-NMG Dist Specific-Replace	380.0	$ -	$ -	$ -	$ -	$ -	$ -	$ -
3404	610001807	TEMP	'26 ABQ X-Trube Project Ph 1	FP-NMG Dist Specific-Replace	376.1	$ -	$ -	$ -	$ -	$ -	$ -	$ -
3405	610001807	TEMP	'26 ABQ X-Trube Project Ph 1	FP-NMG Dist Specific-Replace	376.2	$ -	$ -	$ -	$ -	$ -	$ -	$ -
3406	610001807	TEMP	'26 ABQ X-Trube Project Ph 1	FP-NMG Dist Specific-Replace	376.4	$ -	$ -	$ -	$ -	$ -	$ -	$ -
3407	610001807	TEMP	'26 ABQ X-Trube Project Ph 1	FP-NMG Dist Specific-Replace	380.0	$ -	$ -	$ -	$ -	$ -	$ -	$ -
3408	610001808	TEMP	ABQ Madeira Dr SE Dresser Coupled Main Replacements	FP-NMG Dist Specific-Replace	376.1	$ -	$ -	$ -	$ -	$ -	$ -	$ -
3409	610001808	TEMP	ABQ Madeira Dr SE Dresser Coupled Main Replacements	FP-NMG Dist Specific-Replace	376.2	$ -	$ -	$ -	$ -	$ -	$ -	$ -
3410	610001808	TEMP	ABQ Madeira Dr SE Dresser Coupled Main Replacements	FP-NMG Dist Specific-Replace	376.4	$ -	$ -	$ -	$ -	$ -	$ -	$ -
3411	610001808	TEMP	ABQ Madeira Dr SE Dresser Coupled Main Replacements	FP-NMG Dist Specific-Replace	380.0	$ -	$ -	$ -	$ -	$ -	$ -	$ -
3412	T621001809	PRE-09979	Chamberino Port of Entry 12in BV replacement	FP-NMG Transm Stations-Replace	368.0	$ -	$ -	$ -	$ -	$ -	$ -	$ -
3413	T621001809	PRE-09979	Chamberino Port of Entry 12in BV replacement	FP-NMG Transm Stations-Replace	369.0	$ -	$ -	$ -	$ -	$ -	$ -	$ -
3414	T680001810	PRE-09897	2022 Starlake # 8 Compressor Overhaul	FP-NMG Transm Specific-Replace	367.1	$ -	$ -	$ -	$ -	$ -	$ -	$ -
3415	T680001810	PRE-09897	2022 Starlake # 8 Compressor Overhaul	FP-NMG Transm Specific-Replace	368.0	$ -	$ -	$ -	$ -	$ -	$ -	$ -
3416	T680001810	PRE-09897	2022 Starlake # 8 Compressor Overhaul	FP-NMG Transm Specific-Replace	369.0	$ -	$ -	$ -	$ -	$ -	$ -	$ -
3417	621001811	TEMP	ALA Catalina Regulator Station Relocation	FP-NMG Dist Specific-Replace	376.1	$ -	$ -	$ -	$ -	$ -	$ -	$ -
3418	621001811	TEMP	ALA Catalina Regulator Station Relocation	FP-NMG Dist Specific-Replace	376.2	$ -	$ -	$ -	$ -	$ -	$ -	$ -
3419	621001811	TEMP	ALA Catalina Regulator Station Relocation	FP-NMG Dist Specific-Replace	376.4	$ -	$ -	$ -	$ -	$ -	$ -	$ -

NEW MEXICO GAS COMPANY, INC.

Plant Gross Activity
Base Period - 12 Months Ending March 31, 2023
Future Test Year - 12 Months Ending September 30, 2025

	A	B	C	D	E	AB	AC	AD	AE	AF	AG	AH	AI
3	Investment Number	FP Number	Investment Name	FP Type	FERC Account	2/28/2025	3/31/2025	4/30/2025	5/31/2025	6/30/2025	7/31/2025	8/31/2025	9/30/2025
3364	T660001795	PRE-09991	RSV: Taos ML - Alcalde BV Setting No.5	FP-NMG Transm Specific-Replace	368.0	$ -	$ -	$ -	$ -	$ -	$ 8,695	$ -	$ -
3365	T660001795	PRE-09991	RSV: Taos ML - Alcalde BV Setting No.5	FP-NMG Transm Specific-Replace	369.0	$ -	$ -	$ -	$ -	$ -	$ 17,391	$ -	$ -
3366	611001796	TEMP	Belen N 1st St and Ross Main Replacements	FP-NMG Dist Specific-Replace	376.1	$ -	$ -	$ -	$ -	$ -	$ -	$ -	$ -
3367	611001796	TEMP	Belen N 1st St and Ross Main Replacements	FP-NMG Dist Specific-Replace	376.2	$ -	$ -	$ -	$ -	$ -	$ -	$ -	$ -
3368	611001796	TEMP	Belen N 1st St and Ross Main Replacements	FP-NMG Dist Specific-Replace	376.4	$ -	$ -	$ -	$ -	$ -	$ -	$ -	$ -
3369	611001796	TEMP	Belen N 1st St and Ross Main Replacements	FP-NMG Dist Specific-Replace	380.0	$ -	$ -	$ -	$ -	$ -	$ -	$ -	$ -
3370	T601001797	NEW-15576	Internal Corrosion Monitoring at EPNG Odoe	FP-NMG Transm Specifics-New	367.1	$ -	$ -	$ -	$ -	$ -	$ -	$ -	$ -
3371	T601001797	NEW-15576	Internal Corrosion Monitoring at EPNG Odoe	FP-NMG Transm Specifics-New	368.0	$ -	$ -	$ -	$ -	$ -	$ -	$ -	$ -
3372	T601001797	NEW-15576	Internal Corrosion Monitoring at EPNG Odoe	FP-NMG Transm Specifics-New	369.0	$ -	$ -	$ -	$ -	$ -	$ -	$ -	$ -
3373	610001798	TEMP	ABQ Headingly Ave NE Dresser Coupled Main Replacement	FP-NMG Dist Specific-Replace	376.1	$ -	$ -	$ -	$ -	$ -	$ -	$ -	$ -
3374	610001798	TEMP	ABQ Headingly Ave NE Dresser Coupled Main Replacement	FP-NMG Dist Specific-Replace	376.2	$ -	$ -	$ -	$ -	$ -	$ -	$ -	$ -
3375	610001798	TEMP	ABQ Headingly Ave NE Dresser Coupled Main Replacement	FP-NMG Dist Specific-Replace	376.4	$ -	$ -	$ -	$ -	$ -	$ -	$ -	$ -
3376	610001798	TEMP	ABQ Headingly Ave NE Dresser Coupled Main Replacement	FP-NMG Dist Specific-Replace	380.0	$ -	$ -	$ -	$ -	$ -	$ -	$ -	$ -
3377	T680001799	TEMP	RSV - ABQ LP ML - Lohman BV Setting	FP-NMG Transm Specific-Replace	367.1	$ -	$ -	$ -	$ -	$ -	$ -	$ -	$ -
3378	T680001799	TEMP	RSV - ABQ LP ML - Lohman BV Setting	FP-NMG Transm Specific-Replace	368.0	$ -	$ -	$ -	$ -	$ -	$ -	$ -	$ -
3379	T680001799	TEMP	RSV - ABQ LP ML - Lohman BV Setting	FP-NMG Transm Specific-Replace	369.0	$ -	$ -	$ -	$ -	$ -	$ -	$ -	$ -
3380	T621001800	TEMP	RSV - Alamo-Holloman ML - Holloman Take-off	FP-NMG Transm Specific-Replace	367.1	$ -	$ -	$ -	$ -	$ -	$ -	$ -	$ -
3381	T621001800	TEMP	RSV - Alamo-Holloman ML - Holloman Take-off	FP-NMG Transm Specific-Replace	368.0	$ -	$ -	$ -	$ -	$ -	$ -	$ -	$ -
3382	T621001800	TEMP	RSV - Alamo-Holloman ML - Holloman Take-off	FP-NMG Transm Specific-Replace	369.0	$ -	$ -	$ -	$ -	$ -	$ -	$ -	$ -
3383	T610001801	TEMP	RSV - Santa Fe ML (20 & 16) - Santa Fe ML Take Off	FP-NMG Transm Specific-Replace	367.1	$ -	$ -	$ -	$ -	$ -	$ -	$ -	$ -
3384	T610001801	TEMP	RSV - Santa Fe ML (20 & 16) - Santa Fe ML Take Off	FP-NMG Transm Specific-Replace	368.0	$ -	$ -	$ -	$ -	$ -	$ -	$ -	$ -
3385	T610001801	TEMP	RSV - Santa Fe ML (20 & 16) - Santa Fe ML Take Off	FP-NMG Transm Specific-Replace	369.0	$ -	$ -	$ -	$ -	$ -	$ -	$ -	$ -
3386	T610001802	TEMP	RSV - Rio Puerco ML - Sand Dunes BV Setting	FP-NMG Transm Specific-Replace	367.1	$ -	$ -	$ -	$ -	$ -	$ -	$ -	$ -
3387	T610001802	TEMP	RSV - Rio Puerco ML - Sand Dunes BV Setting	FP-NMG Transm Specific-Replace	368.0	$ -	$ -	$ -	$ -	$ -	$ -	$ -	$ -
3388	T610001802	TEMP	RSV - Rio Puerco ML - Sand Dunes BV Setting	FP-NMG Transm Specific-Replace	369.0	$ -	$ -	$ -	$ -	$ -	$ -	$ -	$ -
3389	T610001803	TEMP	RSV - Santa Fe ML (20 & 16) - Rio Rancho BV Setting No.1	FP-NMG Transm Specific-Replace	367.1	$ -	$ -	$ -	$ -	$ -	$ -	$ -	$ -
3390	T610001803	TEMP	RSV - Santa Fe ML (20 & 16) - Rio Rancho BV Setting No.1	FP-NMG Transm Specific-Replace	368.0	$ -	$ -	$ -	$ -	$ -	$ -	$ -	$ -
3391	T610001803	TEMP	RSV - Santa Fe ML (20 & 16) - Rio Rancho BV Setting No.1	FP-NMG Transm Specific-Replace	369.0	$ -	$ -	$ -	$ -	$ -	$ -	$ -	$ -
3392	610001804	TEMP	'24 ABQ X-Trube Project Ph1	FP-NMG Dist Specific-Replace	376.1	$ -	$ -	$ -	$ -	$ -	$ -	$ -	$ -
3393	610001804	TEMP	'24 ABQ X-Trube Project Ph1	FP-NMG Dist Specific-Replace	376.2	$ -	$ -	$ -	$ -	$ -	$ -	$ -	$ -
3394	610001804	TEMP	'24 ABQ X-Trube Project Ph1	FP-NMG Dist Specific-Replace	376.4	$ -	$ -	$ -	$ -	$ -	$ -	$ -	$ -
3395	610001804	TEMP	'24 ABQ X-Trube Project Ph1	FP-NMG Dist Specific-Replace	380.0	$ -	$ -	$ -	$ -	$ -	$ -	$ -	$ -
3396	621001805	PRE-09899	ALA South 7th Regulator Station Relocation	FP-NMG Dist Specific-Replace	376.1	$ -	$ -	$ -	$ -	$ -	$ -	$ -	$ -
3397	621001805	PRE-09899	ALA South 7th Regulator Station Relocation	FP-NMG Dist Specific-Replace	376.2	$ -	$ -	$ -	$ -	$ -	$ -	$ -	$ -
3398	621001805	PRE-09899	ALA South 7th Regulator Station Relocation	FP-NMG Dist Specific-Replace	376.4	$ -	$ -	$ -	$ -	$ -	$ -	$ -	$ -
3399	621001805	PRE-09899	ALA South 7th Regulator Station Relocation	FP-NMG Dist Specific-Replace	380.0	$ -	$ -	$ -	$ -	$ -	$ -	$ -	$ -
3400	610001806	TEMP	'25 ABQ X-Trube Project Ph1	FP-NMG Dist Specific-Replace	376.1	$ -	$ -	$ -	$ -	$ 42,696	$ -	$ -	$ 53,605
3401	610001806	TEMP	'25 ABQ X-Trube Project Ph1	FP-NMG Dist Specific-Replace	376.2	$ -	$ -	$ -	$ -	$ 298,872	$ -	$ -	$ 375,233
3402	610001806	TEMP	'25 ABQ X-Trube Project Ph1	FP-NMG Dist Specific-Replace	376.4	$ -	$ -	$ -	$ -	$ 21,348	$ -	$ -	$ 26,802
3403	610001806	TEMP	'25 ABQ X-Trube Project Ph1	FP-NMG Dist Specific-Replace	380.0	$ -	$ -	$ -	$ -	$ 64,044	$ -	$ -	$ 80,407
3404	610001807	TEMP	'26 ABQ X-Trube Project Ph 1	FP-NMG Dist Specific-Replace	376.1	$ -	$ -	$ -	$ -	$ -	$ -	$ -	$ -
3405	610001807	TEMP	'26 ABQ X-Trube Project Ph 1	FP-NMG Dist Specific-Replace	376.2	$ -	$ -	$ -	$ -	$ -	$ -	$ -	$ -
3406	610001807	TEMP	'26 ABQ X-Trube Project Ph 1	FP-NMG Dist Specific-Replace	376.4	$ -	$ -	$ -	$ -	$ -	$ -	$ -	$ -
3407	610001807	TEMP	'26 ABQ X-Trube Project Ph 1	FP-NMG Dist Specific-Replace	380.0	$ -	$ -	$ -	$ -	$ -	$ -	$ -	$ -
3408	610001808	TEMP	ABQ Madeira Dr SE Dresser Coupled Main Replacements	FP-NMG Dist Specific-Replace	376.1	$ -	$ -	$ -	$ -	$ -	$ -	$ -	$ -
3409	610001808	TEMP	ABQ Madeira Dr SE Dresser Coupled Main Replacements	FP-NMG Dist Specific-Replace	376.2	$ -	$ -	$ -	$ -	$ -	$ -	$ -	$ -
3410	610001808	TEMP	ABQ Madeira Dr SE Dresser Coupled Main Replacements	FP-NMG Dist Specific-Replace	376.4	$ -	$ -	$ -	$ -	$ -	$ -	$ -	$ -
3411	610001808	TEMP	ABQ Madeira Dr SE Dresser Coupled Main Replacements	FP-NMG Dist Specific-Replace	380.0	$ -	$ -	$ -	$ -	$ -	$ -	$ -	$ -
3412	T621001809	PRE-09979	Chamberino Port of Entry 12in BV replacement	FP-NMG Transm Stations-Replace	368.0	$ -	$ -	$ -	$ -	$ -	$ -	$ -	$ -
3413	T621001809	PRE-09979	Chamberino Port of Entry 12in BV replacement	FP-NMG Transm Stations-Replace	369.0	$ -	$ -	$ -	$ -	$ -	$ -	$ -	$ -
3414	T680001810	PRE-09897	2022 Starlake # 8 Compressor Overhaul	FP-NMG Transm Specific-Replace	367.1	$ -	$ -	$ -	$ -	$ -	$ -	$ -	$ -
3415	T680001810	PRE-09897	2022 Starlake # 8 Compressor Overhaul	FP-NMG Transm Specific-Replace	368.0	$ -	$ -	$ -	$ -	$ -	$ -	$ -	$ -
3416	T680001810	PRE-09897	2022 Starlake # 8 Compressor Overhaul	FP-NMG Transm Specific-Replace	369.0	$ -	$ -	$ -	$ -	$ -	$ -	$ -	$ -
3417	621001811	TEMP	ALA Catalina Regulator Station Relocation	FP-NMG Dist Specific-Replace	376.1	$ -	$ -	$ -	$ -	$ -	$ -	$ -	$ -
3418	621001811	TEMP	ALA Catalina Regulator Station Relocation	FP-NMG Dist Specific-Replace	376.2	$ -	$ -	$ -	$ -	$ -	$ -	$ -	$ -
3419	621001811	TEMP	ALA Catalina Regulator Station Relocation	FP-NMG Dist Specific-Replace	376.4	$ -	$ -	$ -	$ -	$ -	$ -	$ -	$ -

NEW MEXICO GAS COMPANY, INC.

Plant Gross Activity
Base Period - 12 Months Ending March 31, 2023
Future Test Year - 12 Months Ending September 30, 2025

	A	B	C	D	E	F	G	H	I	J	K	L
3	Investment Number	FP Number	Investment Name	FP Type	FERC Account	4/30/2023	5/31/2023	6/30/2023	7/31/2023	8/31/2023	9/30/2023	10/31/2023
3420	621001811	TEMP	ALA Catalina Regulator Station Relocation	FP-NMG Dist Specific-Replace	380.0	$ -	$ -	$ -	$ -	$ -	$ -	$ -
3421	610001812	TEMP	ABQ Mesilla St NE Dresser Coupled Main Replacements	FP-NMG Dist Specific-Replace	376.1	$ -	$ -	$ -	$ -	$ -	$ -	$ -
3422	610001812	TEMP	ABQ Mesilla St NE Dresser Coupled Main Replacements	FP-NMG Dist Specific-Replace	376.2	$ -	$ -	$ -	$ -	$ -	$ -	$ -
3423	610001812	TEMP	ABQ Mesilla St NE Dresser Coupled Main Replacements	FP-NMG Dist Specific-Replace	376.4	$ -	$ -	$ -	$ -	$ -	$ -	$ -
3424	610001812	TEMP	ABQ Mesilla St NE Dresser Coupled Main Replacements	FP-NMG Dist Specific-Replace	380.0	$ -	$ -	$ -	$ -	$ -	$ -	$ -
3425	610001813	TEMP	ABQ Natalie Ave NW Main and Service Replacements	FP-NMG Dist Specific-Replace	376.1	$ -	$ -	$ -	$ -	$ -	$ -	$ -
3426	610001813	TEMP	ABQ Natalie Ave NW Main and Service Replacements	FP-NMG Dist Specific-Replace	376.2	$ -	$ -	$ -	$ -	$ -	$ -	$ -
3427	610001813	TEMP	ABQ Natalie Ave NW Main and Service Replacements	FP-NMG Dist Specific-Replace	376.4	$ -	$ -	$ -	$ -	$ -	$ -	$ -
3428	610001813	TEMP	ABQ Natalie Ave NW Main and Service Replacements	FP-NMG Dist Specific-Replace	380.0	$ -	$ -	$ -	$ -	$ -	$ -	$ -
3429	T624001814	TEMP	RSV: 8in Lovington ML - Lea Co Electric	FP-NMG Transm Specific-Replace	367.1	$ -	$ -	$ -	$ -	$ -	$ -	$ -
3430	T624001814	TEMP	RSV: 8in Lovington ML - Lea Co Electric	FP-NMG Transm Specific-Replace	368.0	$ -	$ -	$ -	$ -	$ -	$ -	$ -
3431	T624001814	TEMP	RSV: 8in Lovington ML - Lea Co Electric	FP-NMG Transm Specific-Replace	369.0	$ -	$ -	$ -	$ -	$ -	$ -	$ -
3432	601001815	TEMP	2025-2026 CRM HyperCare & Functional Enhancements	FP-NMG Intangible	303.3	$ -	$ -	$ -	$ -	$ -	$ -	$ -
3433	T601001816	NEW-15580	Internal Corrosion Monitoring at TW Corto	FP-NMG Transm Specifics-New	367.1	$ -	$ -	$ -	$ -	$ -	$ -	$ -
3434	T601001816	NEW-15580	Internal Corrosion Monitoring at TW Corto	FP-NMG Transm Specifics-New	368.0	$ -	$ -	$ -	$ -	$ -	$ -	$ -
3435	T601001816	NEW-15580	Internal Corrosion Monitoring at TW Corto	FP-NMG Transm Specifics-New	369.0	$ -	$ -	$ -	$ -	$ -	$ -	$ -
3436	T660001817	TEMP	MAOP Replacement - LA3# Ottowi JCT - Espanola&Taos	FP-NMG Transm Specific-Replace	367.1	$ -	$ -	$ -	$ -	$ -	$ -	$ -
3437	T660001817	TEMP	MAOP Replacement - LA3# Ottowi JCT - Espanola&Taos	FP-NMG Transm Specific-Replace	368.0	$ -	$ -	$ -	$ -	$ -	$ -	$ -
3438	T660001817	TEMP	MAOP Replacement - LA3# Ottowi JCT - Espanola&Taos	FP-NMG Transm Specific-Replace	369.0	$ -	$ -	$ -	$ -	$ -	$ -	$ -
3439	T601001818	NEW-15578	AC Mitigation Phase I	FP-NMG Transm Specifics-New	367.1	$ -	$ -	$ -	$ -	$ -	$ -	$ -
3440	T601001818	NEW-15578	AC Mitigation Phase I	FP-NMG Transm Specifics-New	368.0	$ -	$ -	$ -	$ -	$ -	$ -	$ -
3441	T601001818	NEW-15578	AC Mitigation Phase I	FP-NMG Transm Specifics-New	369.0	$ -	$ -	$ -	$ -	$ -	$ -	$ -
3442	T624001819	NEW-15592	YZ Odorizer at EPNG Monument	FP-NMG Transm Stations-New	369.0	$ -	$ -	$ -	$ -	$ -	$ -	$ -
3443	T601001820	TEMP	AC Mitigation Phase V	FP-NMG Transm Specifics-New	367.1	$ -	$ -	$ -	$ -	$ -	$ -	$ -
3444	T601001820	TEMP	AC Mitigation Phase V	FP-NMG Transm Specifics-New	368.0	$ -	$ -	$ -	$ -	$ -	$ -	$ -
3445	T601001820	TEMP	AC Mitigation Phase V	FP-NMG Transm Specifics-New	369.0	$ -	$ -	$ -	$ -	$ -	$ -	$ -
3446	T601001821	NCP-16167	Flaring Equipment Purchase	FP-NMG Tools, Shop & Garage Equip	394.0	$ -	$ -	$ 359,160	$ -	$ -	$ -	$ -
3447	T624001822	NEW-15593	YZ Odorizer at DCP Artesia	FP-NMG Transm Stations-New	369.0	$ -	$ -	$ -	$ -	$ -	$ 100,288	$ -
3448	601001823	NEW-15584	Suite 18 NMGC Call Center 2023	FP-NMG Land_Structures&Improven	390.0	$ -	$ -	$ -	$ -	$ -	$ -	$ -
3449	T601001824	TEMP	CP Monitoring Phase V	FP-NMG Transm Specifics-New	367.1	$ -	$ -	$ -	$ -	$ -	$ -	$ -
3450	T601001824	TEMP	CP Monitoring Phase V	FP-NMG Transm Specifics-New	368.0	$ -	$ -	$ -	$ -	$ -	$ -	$ -
3451	T601001824	TEMP	CP Monitoring Phase V	FP-NMG Transm Specifics-New	369.0	$ -	$ -	$ -	$ -	$ -	$ -	$ -
3452	T610001825	PRE-10041	Rio Bravo Bridge Reroute West Mesa 16-in ML	FP-NMG Transm Mains-Replace	367.1	$ -	$ -	$ -	$ -	$ -	$ -	$ -
3453	T680001826	PRE-10001	Erosion Mitigation GGML MP 49.25 Mats	FP-NMG Transm Specific-Replace	367.1	$ -	$ -	$ -	$ -	$ -	$ -	$ -
3454	T680001826	PRE-10001	Erosion Mitigation GGML MP 49.25 Mats	FP-NMG Transm Specific-Replace	368.0	$ -	$ -	$ -	$ -	$ -	$ -	$ -
3455	T680001826	PRE-10001	Erosion Mitigation GGML MP 49.25 Mats	FP-NMG Transm Specific-Replace	369.0	$ -	$ -	$ -	$ -	$ -	$ -	$ -
3456	T680001827	TEMP	Erosion Mitigation ABQ LP ML MP 52.01 Mats	FP-NMG Transm Specific-Replace	367.1	$ -	$ -	$ -	$ -	$ -	$ -	$ -
3457	T680001827	TEMP	Erosion Mitigation ABQ LP ML MP 52.01 Mats	FP-NMG Transm Specific-Replace	368.0	$ -	$ -	$ -	$ -	$ -	$ -	$ -
3458	T680001827	TEMP	Erosion Mitigation ABQ LP ML MP 52.01 Mats	FP-NMG Transm Specific-Replace	369.0	$ -	$ -	$ -	$ -	$ -	$ -	$ -
3459	610001828	PRE-09901	Teakwood Replacement Project	FP-NMG Dist Specific-Replace	376.1	$ -	$ -	$ -	$ -	$ -	$ -	$ -
3460	610001828	PRE-09901	Teakwood Replacement Project	FP-NMG Dist Specific-Replace	376.2	$ -	$ -	$ -	$ -	$ -	$ -	$ -
3461	610001828	PRE-09901	Teakwood Replacement Project	FP-NMG Dist Specific-Replace	376.4	$ -	$ -	$ -	$ -	$ -	$ -	$ -
3462	610001828	PRE-09901	Teakwood Replacement Project	FP-NMG Dist Specific-Replace	380.0	$ -	$ -	$ -	$ -	$ -	$ -	$ -
3463	T680001829	TEMP	Erosion Mitigation ABQ LP ML MP 42.5 Mats	FP-NMG Transm Specific-Replace	367.1	$ -	$ -	$ -	$ -	$ -	$ -	$ -
3464	T680001829	TEMP	Erosion Mitigation ABQ LP ML MP 42.5 Mats	FP-NMG Transm Specific-Replace	368.0	$ -	$ -	$ -	$ -	$ -	$ -	$ -
3465	T680001829	TEMP	Erosion Mitigation ABQ LP ML MP 42.5 Mats	FP-NMG Transm Specific-Replace	369.0	$ -	$ -	$ -	$ -	$ -	$ -	$ -
3466	T680001830	TEMP	Erosion Mitigation DOE ML III 12" 492 NW MP 57.45 Mats	FP-NMG Transm Specific-Replace	367.1	$ -	$ -	$ -	$ -	$ -	$ -	$ -
3467	T680001830	TEMP	Erosion Mitigation DOE ML III 12" 492 NW MP 57.45 Mats	FP-NMG Transm Specific-Replace	368.0	$ -	$ -	$ -	$ -	$ -	$ -	$ -
3468	T680001830	TEMP	Erosion Mitigation DOE ML III 12" 492 NW MP 57.45 Mats	FP-NMG Transm Specific-Replace	369.0	$ -	$ -	$ -	$ -	$ -	$ -	$ -
3469	T680001831	TEMP	Erosion Mitigation GGML MP 18.6 Bore	FP-NMG Transm Specific-Replace	367.1	$ -	$ -	$ -	$ -	$ -	$ -	$ -
3470	T680001831	TEMP	Erosion Mitigation GGML MP 18.6 Bore	FP-NMG Transm Specific-Replace	368.0	$ -	$ -	$ -	$ -	$ -	$ -	$ -
3471	T680001831	TEMP	Erosion Mitigation GGML MP 18.6 Bore	FP-NMG Transm Specific-Replace	369.0	$ -	$ -	$ -	$ -	$ -	$ -	$ -
3472	610001832	TEMP	Menaul Replacement Project	FP-NMG Dist Specific-Replace	376.1	$ -	$ -	$ -	$ -	$ -	$ -	$ -
3473	610001832	TEMP	Menaul Replacement Project	FP-NMG Dist Specific-Replace	376.2	$ -	$ -	$ -	$ -	$ -	$ -	$ -
3474	610001832	TEMP	Menaul Replacement Project	FP-NMG Dist Specific-Replace	376.4	$ -	$ -	$ -	$ -	$ -	$ -	$ -
3475	610001832	TEMP	Menaul Replacement Project	FP-NMG Dist Specific-Replace	380.0	$ -	$ -	$ -	$ -	$ -	$ -	$ -

Sponsored by NMGC Witness Erik C. Buchanan

NEW MEXICO GAS COMPANY, INC.

Plant Gross Activity
Base Period - 12 Months Ending March 31, 2023
Future Test Year - 12 Months Ending September 30, 2025

	A	B	C	D	E	M	N	O	P	Q	R	S	T
3	Investment Number	FP Number	Investment Name	FP Type	FERC Account	11/30/2023	12/31/2023	1/31/2024	2/29/2024	3/31/2024	4/30/2024	5/31/2024	6/30/2024
3420	621001811	TEMP	ALA Catalina Regulator Station Relocation	FP-NMG Dist Specific-Replace	380.0	$ -	$ -	$ -	$ -	$ -	$ -	$ -	$ -
3421	610001812	TEMP	ABQ Mesilla St NE Dresser Coupled Main Replacements	FP-NMG Dist Specific-Replace	376.1	$ -	$ -	$ -	$ -	$ -	$ -	$ -	$ -
3422	610001812	TEMP	ABQ Mesilla St NE Dresser Coupled Main Replacements	FP-NMG Dist Specific-Replace	376.2	$ -	$ -	$ -	$ -	$ -	$ -	$ -	$ -
3423	610001812	TEMP	ABQ Mesilla St NE Dresser Coupled Main Replacements	FP-NMG Dist Specific-Replace	376.4	$ -	$ -	$ -	$ -	$ -	$ -	$ -	$ -
3424	610001812	TEMP	ABQ Mesilla St NE Dresser Coupled Main Replacements	FP-NMG Dist Specific-Replace	380.0	$ -	$ -	$ -	$ -	$ -	$ -	$ -	$ -
3425	610001813	TEMP	ABQ Natalie Ave NW Main and Service Replacements	FP-NMG Dist Specific-Replace	376.1	$ -	$ -	$ -	$ -	$ -	$ 14,119	$ -	$ -
3426	610001813	TEMP	ABQ Natalie Ave NW Main and Service Replacements	FP-NMG Dist Specific-Replace	376.2	$ -	$ -	$ -	$ -	$ -	$ 98,832	$ -	$ -
3427	610001813	TEMP	ABQ Natalie Ave NW Main and Service Replacements	FP-NMG Dist Specific-Replace	376.4	$ -	$ -	$ -	$ -	$ -	$ 7,059	$ -	$ -
3428	610001813	TEMP	ABQ Natalie Ave NW Main and Service Replacements	FP-NMG Dist Specific-Replace	380.0	$ -	$ -	$ -	$ -	$ -	$ 21,178	$ -	$ -
3429	T624001814	TEMP	RSV: 8in Lovington ML - Lea Co Electric	FP-NMG Transm Specific-Replace	367.1	$ -	$ -	$ -	$ -	$ -	$ -	$ -	$ -
3430	T624001814	TEMP	RSV: 8in Lovington ML - Lea Co Electric	FP-NMG Transm Specific-Replace	368.0	$ -	$ -	$ -	$ -	$ -	$ -	$ -	$ -
3431	T624001814	TEMP	RSV: 8in Lovington ML - Lea Co Electric	FP-NMG Transm Specific-Replace	369.0	$ -	$ -	$ -	$ -	$ -	$ -	$ -	$ -
3432	601001815	TEMP	2025-2026 CRM HyperCare & Functional Enhancements	FP-NMG Intangible	303.3	$ -	$ -	$ -	$ -	$ -	$ -	$ -	$ -
3433	T601001816	NEW-15580	Internal Corrosion Monitoring at TW Corto	FP-NMG Transm Specifics-New	367.1	$ -	$ -	$ -	$ -	$ -	$ -	$ -	$ -
3434	T601001816	NEW-15580	Internal Corrosion Monitoring at TW Corto	FP-NMG Transm Specifics-New	368.0	$ -	$ -	$ -	$ -	$ -	$ -	$ -	$ -
3435	T601001816	NEW-15580	Internal Corrosion Monitoring at TW Corto	FP-NMG Transm Specifics-New	369.0	$ -	$ -	$ -	$ -	$ -	$ -	$ -	$ -
3436	T660001817	TEMP	MAOP Replacement - LA3# Ottowi JCT - Espanola&Taos	FP-NMG Transm Specific-Replace	367.1	$ -	$ -	$ -	$ -	$ -	$ -	$ -	$ -
3437	T660001817	TEMP	MAOP Replacement - LA3# Ottowi JCT - Espanola&Taos	FP-NMG Transm Specific-Replace	368.0	$ -	$ -	$ -	$ -	$ -	$ -	$ -	$ -
3438	T660001817	TEMP	MAOP Replacement - LA3# Ottowi JCT - Espanola&Taos	FP-NMG Transm Specific-Replace	369.0	$ -	$ -	$ -	$ -	$ -	$ -	$ -	$ -
3439	T601001818	NEW-15578	AC Mitigation Phase I	FP-NMG Transm Specifics-New	367.1	$ -	$ -	$ -	$ -	$ -	$ -	$ -	$ -
3440	T601001818	NEW-15578	AC Mitigation Phase I	FP-NMG Transm Specifics-New	368.0	$ -	$ -	$ -	$ -	$ -	$ -	$ -	$ -
3441	T601001818	NEW-15578	AC Mitigation Phase I	FP-NMG Transm Specifics-New	369.0	$ -	$ -	$ -	$ -	$ -	$ -	$ -	$ -
3442	T624001819	NEW-15592	YZ Odorizer at EPNG Monument	FP-NMG Transm Stations-New	369.0	$ -	$ -	$ -	$ -	$ -	$ -	$ -	$ -
3443	T601001820	TEMP	AC Mitigation Phase V	FP-NMG Transm Specifics-New	367.1	$ -	$ -	$ -	$ -	$ -	$ -	$ -	$ -
3444	T601001820	TEMP	AC Mitigation Phase V	FP-NMG Transm Specifics-New	368.0	$ -	$ -	$ -	$ -	$ -	$ -	$ -	$ -
3445	T601001820	TEMP	AC Mitigation Phase V	FP-NMG Transm Specifics-New	369.0	$ -	$ -	$ -	$ -	$ -	$ -	$ -	$ -
3446	T601001821	NCP-16167	Flaring Equipment Purchase	FP-NMG Tools, Shop & Garage Equip	394.0	$ -	$ -	$ -	$ -	$ -	$ -	$ -	$ -
3447	T624001822	NEW-15593	YZ Odorizer at DCP Artesia	FP-NMG Transm Stations-New	369.0	$ -	$ -	$ -	$ -	$ -	$ -	$ -	$ -
3448	601001823	NEW-15584	Suite 18 NMGC Call Center 2023	FP-NMG Land_Structures&Improven	390.0	$ -	$ -	$ -	$ -	$ -	$ -	$ -	$ -
3449	T601001824	TEMP	CP Monitoring Phase V	FP-NMG Transm Specifics-New	367.1	$ -	$ -	$ -	$ -	$ -	$ -	$ -	$ -
3450	T601001824	TEMP	CP Monitoring Phase V	FP-NMG Transm Specifics-New	368.0	$ -	$ -	$ -	$ -	$ -	$ -	$ -	$ -
3451	T601001824	TEMP	CP Monitoring Phase V	FP-NMG Transm Specifics-New	369.0	$ -	$ -	$ -	$ -	$ -	$ -	$ -	$ -
3452	T610001825	PRE-10041	Rio Bravo Bridge Reroute West Mesa 16-in ML	FP-NMG Transm Mains-Replace	367.1	$ -	$ -	$ -	$ -	$ -	$ -	$ -	$ 2,686,891
3453	T680001826	PRE-10001	Erosion Mitigation GGML MP 49.25 Mats	FP-NMG Transm Specific-Replace	367.1	$ -	$ -	$ -	$ -	$ -	$ -	$ -	$ -
3454	T680001826	PRE-10001	Erosion Mitigation GGML MP 49.25 Mats	FP-NMG Transm Specific-Replace	368.0	$ -	$ -	$ -	$ -	$ -	$ -	$ -	$ -
3455	T680001826	PRE-10001	Erosion Mitigation GGML MP 49.25 Mats	FP-NMG Transm Specific-Replace	369.0	$ -	$ -	$ -	$ -	$ -	$ -	$ -	$ -
3456	T680001827	TEMP	Erosion Mitigation ABQ LP ML MP 52.01 Mats	FP-NMG Transm Specific-Replace	367.1	$ -	$ -	$ -	$ -	$ -	$ -	$ -	$ -
3457	T680001827	TEMP	Erosion Mitigation ABQ LP ML MP 52.01 Mats	FP-NMG Transm Specific-Replace	368.0	$ -	$ -	$ -	$ -	$ -	$ -	$ -	$ -
3458	T680001827	TEMP	Erosion Mitigation ABQ LP ML MP 52.01 Mats	FP-NMG Transm Specific-Replace	369.0	$ -	$ -	$ -	$ -	$ -	$ -	$ -	$ -
3459	610001828	PRE-09901	Teakwood Replacement Project	FP-NMG Dist Specific-Replace	376.1	$ -	$ -	$ -	$ -	$ -	$ -	$ -	$ -
3460	610001828	PRE-09901	Teakwood Replacement Project	FP-NMG Dist Specific-Replace	376.2	$ -	$ -	$ -	$ -	$ -	$ -	$ -	$ -
3461	610001828	PRE-09901	Teakwood Replacement Project	FP-NMG Dist Specific-Replace	376.4	$ -	$ -	$ -	$ -	$ -	$ -	$ -	$ -
3462	610001828	PRE-09901	Teakwood Replacement Project	FP-NMG Dist Specific-Replace	380.0	$ -	$ -	$ -	$ -	$ -	$ -	$ -	$ -
3463	T680001829	TEMP	Erosion Mitigation ABQ LP ML MP 42.5 Mats	FP-NMG Transm Specific-Replace	367.1	$ -	$ -	$ -	$ -	$ -	$ -	$ -	$ -
3464	T680001829	TEMP	Erosion Mitigation ABQ LP ML MP 42.5 Mats	FP-NMG Transm Specific-Replace	368.0	$ -	$ -	$ -	$ -	$ -	$ -	$ -	$ -
3465	T680001829	TEMP	Erosion Mitigation ABQ LP ML MP 42.5 Mats	FP-NMG Transm Specific-Replace	369.0	$ -	$ -	$ -	$ -	$ -	$ -	$ -	$ -
3466	T680001830	TEMP	Erosion Mitigation DOE ML III 12" 492 NW MP 57.45 Mats	FP-NMG Transm Specific-Replace	367.1	$ -	$ -	$ -	$ -	$ -	$ -	$ -	$ -
3467	T680001830	TEMP	Erosion Mitigation DOE ML III 12" 492 NW MP 57.45 Mats	FP-NMG Transm Specific-Replace	368.0	$ -	$ -	$ -	$ -	$ -	$ -	$ -	$ -
3468	T680001830	TEMP	Erosion Mitigation DOE ML III 12" 492 NW MP 57.45 Mats	FP-NMG Transm Specific-Replace	369.0	$ -	$ -	$ -	$ -	$ -	$ -	$ -	$ -
3469	T680001831	TEMP	Erosion Mitigation GGML MP 18.6 Bore	FP-NMG Transm Specific-Replace	367.1	$ -	$ -	$ -	$ -	$ -	$ -	$ -	$ -
3470	T680001831	TEMP	Erosion Mitigation GGML MP 18.6 Bore	FP-NMG Transm Specific-Replace	368.0	$ -	$ -	$ -	$ -	$ -	$ -	$ -	$ -
3471	T680001831	TEMP	Erosion Mitigation GGML MP 18.6 Bore	FP-NMG Transm Specific-Replace	369.0	$ -	$ -	$ -	$ -	$ -	$ -	$ -	$ -
3472	610001832	TEMP	Menaul Replacement Project	FP-NMG Dist Specific-Replace	376.1	$ -	$ -	$ -	$ -	$ -	$ -	$ -	$ -
3473	610001832	TEMP	Menaul Replacement Project	FP-NMG Dist Specific-Replace	376.2	$ -	$ -	$ -	$ -	$ -	$ -	$ -	$ -
3474	610001832	TEMP	Menaul Replacement Project	FP-NMG Dist Specific-Replace	376.4	$ -	$ -	$ -	$ -	$ -	$ -	$ -	$ -
3475	610001832	TEMP	Menaul Replacement Project	FP-NMG Dist Specific-Replace	380.0	$ -	$ -	$ -	$ -	$ -	$ -	$ -	$ -

NEW MEXICO GAS COMPANY, INC.

Plant Gross Activity
Base Period - 12 Months Ending March 31, 2023
Future Test Year - 12 Months Ending September 30, 2025

	A	B	C	D	E	U	V	W	X	Y	Z	AA
3	Investment Number	FP Number	Investment Name	FP Type	FERC Account	7/31/2024	8/31/2024	9/30/2024	10/31/2024	11/30/2024	12/31/2024	1/31/2025
3420	621001811	TEMP	ALA Catalina Regulator Station Relocation	FP-NMG Dist Specific-Replace	380.0	$ -	$ -	$ -	$ -	$ -	$ -	$ -
3421	610001812	TEMP	ABQ Mesilla St NE Dresser Coupled Main Replacements	FP-NMG Dist Specific-Replace	376.1	$ -	$ -	$ -	$ -	$ -	$ -	$ -
3422	610001812	TEMP	ABQ Mesilla St NE Dresser Coupled Main Replacements	FP-NMG Dist Specific-Replace	376.2	$ -	$ -	$ -	$ -	$ -	$ -	$ -
3423	610001812	TEMP	ABQ Mesilla St NE Dresser Coupled Main Replacements	FP-NMG Dist Specific-Replace	376.4	$ -	$ -	$ -	$ -	$ -	$ -	$ -
3424	610001812	TEMP	ABQ Mesilla St NE Dresser Coupled Main Replacements	FP-NMG Dist Specific-Replace	380.0	$ -	$ -	$ -	$ -	$ -	$ -	$ -
3425	610001813	TEMP	ABQ Natalie Ave NW Main and Service Replacements	FP-NMG Dist Specific-Replace	376.1	$ -	$ -	$ -	$ -	$ -	$ -	$ -
3426	610001813	TEMP	ABQ Natalie Ave NW Main and Service Replacements	FP-NMG Dist Specific-Replace	376.2	$ -	$ -	$ -	$ -	$ -	$ -	$ -
3427	610001813	TEMP	ABQ Natalie Ave NW Main and Service Replacements	FP-NMG Dist Specific-Replace	376.4	$ -	$ -	$ -	$ -	$ -	$ -	$ -
3428	610001813	TEMP	ABQ Natalie Ave NW Main and Service Replacements	FP-NMG Dist Specific-Replace	380.0	$ -	$ -	$ -	$ -	$ -	$ -	$ -
3429	T624001814	TEMP	RSV: 8in Lovington ML - Lea Co Electric	FP-NMG Transm Specific-Replace	367.1	$ -	$ -	$ -	$ -	$ -	$ -	$ -
3430	T624001814	TEMP	RSV: 8in Lovington ML - Lea Co Electric	FP-NMG Transm Specific-Replace	368.0	$ -	$ -	$ -	$ -	$ -	$ -	$ -
3431	T624001814	TEMP	RSV: 8in Lovington ML - Lea Co Electric	FP-NMG Transm Specific-Replace	369.0	$ -	$ -	$ -	$ -	$ -	$ -	$ -
3432	601001815	TEMP	2025-2026 CRM HyperCare & Functional Enhancements	FP-NMG Intangible	303.3	$ -	$ -	$ -	$ -	$ -	$ -	$ -
3433	T601001816	NEW-15580	Internal Corrosion Monitoring at TW Corto	FP-NMG Transm Specifics-New	367.1	$ -	$ -	$ -	$ -	$ -	$ -	$ -
3434	T601001816	NEW-15580	Internal Corrosion Monitoring at TW Corto	FP-NMG Transm Specifics-New	368.0	$ -	$ -	$ -	$ -	$ -	$ -	$ -
3435	T601001816	NEW-15580	Internal Corrosion Monitoring at TW Corto	FP-NMG Transm Specifics-New	369.0	$ -	$ -	$ -	$ -	$ -	$ -	$ -
3436	T660001817	TEMP	MAOP Replacement - LA3# Ottowi JCT - Espanola&Taos	FP-NMG Transm Specific-Replace	367.1	$ -	$ -	$ -	$ -	$ -	$ -	$ -
3437	T660001817	TEMP	MAOP Replacement - LA3# Ottowi JCT - Espanola&Taos	FP-NMG Transm Specific-Replace	368.0	$ -	$ -	$ -	$ -	$ -	$ -	$ -
3438	T660001817	TEMP	MAOP Replacement - LA3# Ottowi JCT - Espanola&Taos	FP-NMG Transm Specific-Replace	369.0	$ -	$ -	$ -	$ -	$ -	$ -	$ -
3439	T601001818	NEW-15578	AC Mitigation Phase I	FP-NMG Transm Specifics-New	367.1	$ -	$ -	$ 68,334	$ -	$ -	$ 3,756	$ -
3440	T601001818	NEW-15578	AC Mitigation Phase I	FP-NMG Transm Specifics-New	368.0	$ -	$ -	$ 74,546	$ -	$ -	$ 4,097	$ -
3441	T601001818	NEW-15578	AC Mitigation Phase I	FP-NMG Transm Specifics-New	369.0	$ -	$ -	$ 64,193	$ -	$ -	$ 3,528	$ -
3442	T624001819	NEW-15592	YZ Odorizer at EPNG Monument	FP-NMG Transm Stations-New	369.0	$ -	$ -	$ -	$ -	$ -	$ -	$ -
3443	T601001820	TEMP	AC Mitigation Phase V	FP-NMG Transm Specifics-New	367.1	$ -	$ -	$ -	$ -	$ -	$ -	$ -
3444	T601001820	TEMP	AC Mitigation Phase V	FP-NMG Transm Specifics-New	368.0	$ -	$ -	$ -	$ -	$ -	$ -	$ -
3445	T601001820	TEMP	AC Mitigation Phase V	FP-NMG Transm Specifics-New	369.0	$ -	$ -	$ -	$ -	$ -	$ -	$ -
3446	T601001821	NCP-16167	Flaring Equipment Purchase	FP-NMG Tools, Shop & Garage Equip	394.0	$ -	$ -	$ -	$ -	$ -	$ -	$ -
3447	T624001822	NEW-15593	YZ Odorizer at DCP Artesia	FP-NMG Transm Stations-New	369.0	$ -	$ -	$ -	$ -	$ -	$ -	$ -
3448	601001823	NEW-15584	Suite 18 NMGC Call Center 2023	FP-NMG Land_Structures&Improven	390.0	$ 1,677,426	$ -	$ -	$ -	$ -	$ -	$ -
3449	T601001824	TEMP	CP Monitoring Phase V	FP-NMG Transm Specifics-New	367.1	$ -	$ -	$ -	$ -	$ -	$ -	$ -
3450	T601001824	TEMP	CP Monitoring Phase V	FP-NMG Transm Specifics-New	368.0	$ -	$ -	$ -	$ -	$ -	$ -	$ -
3451	T601001824	TEMP	CP Monitoring Phase V	FP-NMG Transm Specifics-New	369.0	$ -	$ -	$ -	$ -	$ -	$ -	$ -
3452	T610001825	PRE-10041	Rio Bravo Bridge Reroute West Mesa 16-in ML	FP-NMG Transm Mains-Replace	367.1	$ -	$ -	$ -	$ -	$ -	$ -	$ -
3453	T680001826	PRE-10001	Erosion Mitigation GGML MP 49.25 Mats	FP-NMG Transm Specific-Replace	367.1	$ -	$ -	$ -	$ -	$ -	$ -	$ -
3454	T680001826	PRE-10001	Erosion Mitigation GGML MP 49.25 Mats	FP-NMG Transm Specific-Replace	368.0	$ -	$ -	$ -	$ -	$ -	$ -	$ -
3455	T680001826	PRE-10001	Erosion Mitigation GGML MP 49.25 Mats	FP-NMG Transm Specific-Replace	369.0	$ -	$ -	$ -	$ -	$ -	$ -	$ -
3456	T680001827	TEMP	Erosion Mitigation ABQ LP ML MP 52.01 Mats	FP-NMG Transm Specific-Replace	367.1	$ -	$ -	$ -	$ -	$ -	$ -	$ -
3457	T680001827	TEMP	Erosion Mitigation ABQ LP ML MP 52.01 Mats	FP-NMG Transm Specific-Replace	368.0	$ -	$ -	$ -	$ -	$ -	$ -	$ -
3458	T680001827	TEMP	Erosion Mitigation ABQ LP ML MP 52.01 Mats	FP-NMG Transm Specific-Replace	369.0	$ -	$ -	$ -	$ -	$ -	$ -	$ -
3459	610001828	PRE-09901	Teakwood Replacement Project	FP-NMG Dist Specific-Replace	376.1	$ -	$ -	$ -	$ -	$ -	$ -	$ -
3460	610001828	PRE-09901	Teakwood Replacement Project	FP-NMG Dist Specific-Replace	376.2	$ -	$ -	$ -	$ -	$ -	$ -	$ -
3461	610001828	PRE-09901	Teakwood Replacement Project	FP-NMG Dist Specific-Replace	376.4	$ -	$ -	$ -	$ -	$ -	$ -	$ -
3462	610001828	PRE-09901	Teakwood Replacement Project	FP-NMG Dist Specific-Replace	380.0	$ -	$ -	$ -	$ -	$ -	$ -	$ -
3463	T680001829	TEMP	Erosion Mitigation ABQ LP ML MP 42.5 Mats	FP-NMG Transm Specific-Replace	367.1	$ -	$ -	$ -	$ -	$ -	$ -	$ -
3464	T680001829	TEMP	Erosion Mitigation ABQ LP ML MP 42.5 Mats	FP-NMG Transm Specific-Replace	368.0	$ -	$ -	$ -	$ -	$ -	$ -	$ -
3465	T680001829	TEMP	Erosion Mitigation ABQ LP ML MP 42.5 Mats	FP-NMG Transm Specific-Replace	369.0	$ -	$ -	$ -	$ -	$ -	$ -	$ -
3466	T680001830	TEMP	Erosion Mitigation DOE ML III 12" 492 NW MP 57.45 Mats	FP-NMG Transm Specific-Replace	367.1	$ -	$ -	$ -	$ -	$ -	$ -	$ -
3467	T680001830	TEMP	Erosion Mitigation DOE ML III 12" 492 NW MP 57.45 Mats	FP-NMG Transm Specific-Replace	368.0	$ -	$ -	$ -	$ -	$ -	$ -	$ -
3468	T680001830	TEMP	Erosion Mitigation DOE ML III 12" 492 NW MP 57.45 Mats	FP-NMG Transm Specific-Replace	369.0	$ -	$ -	$ -	$ -	$ -	$ -	$ -
3469	T680001831	TEMP	Erosion Mitigation GGML MP 18.6 Bore	FP-NMG Transm Specific-Replace	367.1	$ -	$ -	$ -	$ -	$ -	$ -	$ -
3470	T680001831	TEMP	Erosion Mitigation GGML MP 18.6 Bore	FP-NMG Transm Specific-Replace	368.0	$ -	$ -	$ -	$ -	$ -	$ -	$ -
3471	T680001831	TEMP	Erosion Mitigation GGML MP 18.6 Bore	FP-NMG Transm Specific-Replace	369.0	$ -	$ -	$ -	$ -	$ -	$ -	$ -
3472	610001832	TEMP	Menaul Replacement Project	FP-NMG Dist Specific-Replace	376.1	$ -	$ -	$ -	$ -	$ -	$ -	$ -
3473	610001832	TEMP	Menaul Replacement Project	FP-NMG Dist Specific-Replace	376.2	$ -	$ -	$ -	$ -	$ -	$ -	$ -
3474	610001832	TEMP	Menaul Replacement Project	FP-NMG Dist Specific-Replace	376.4	$ -	$ -	$ -	$ -	$ -	$ -	$ -
3475	610001832	TEMP	Menaul Replacement Project	FP-NMG Dist Specific-Replace	380.0	$ -	$ -	$ -	$ -	$ -	$ -	$ -

NEW MEXICO GAS COMPANY, INC.

Plant Gross Activity
Base Period - 12 Months Ending March 31, 2023
Future Test Year - 12 Months Ending September 30, 2025

	A	B	C	D	E	AB	AC	AD	AE	AF	AG	AH	AI
3	Investment Number	FP Number	Investment Name	FP Type	FERC Account	2/28/2025	3/31/2025	4/30/2025	5/31/2025	6/30/2025	7/31/2025	8/31/2025	9/30/2025
3420	621001811	TEMP	ALA Catalina Regulator Station Relocation	FP-NMG Dist Specific-Replace	380.0	$ -	$ -	$ -	$ -	$ -	$ -	$ -	$ -
3421	610001812	TEMP	ABQ Mesilla St NE Dresser Coupled Main Replacements	FP-NMG Dist Specific-Replace	376.1	$ -	$ -	$ -	$ -	$ -	$ -	$ -	$ -
3422	610001812	TEMP	ABQ Mesilla St NE Dresser Coupled Main Replacements	FP-NMG Dist Specific-Replace	376.2	$ -	$ -	$ -	$ -	$ -	$ -	$ -	$ -
3423	610001812	TEMP	ABQ Mesilla St NE Dresser Coupled Main Replacements	FP-NMG Dist Specific-Replace	376.4	$ -	$ -	$ -	$ -	$ -	$ -	$ -	$ -
3424	610001812	TEMP	ABQ Mesilla St NE Dresser Coupled Main Replacements	FP-NMG Dist Specific-Replace	380.0	$ -	$ -	$ -	$ -	$ -	$ -	$ -	$ -
3425	610001813	TEMP	ABQ Natalie Ave NW Main and Service Replacements	FP-NMG Dist Specific-Replace	376.1	$ -	$ -	$ -	$ -	$ -	$ -	$ -	$ -
3426	610001813	TEMP	ABQ Natalie Ave NW Main and Service Replacements	FP-NMG Dist Specific-Replace	376.2	$ -	$ -	$ -	$ -	$ -	$ -	$ -	$ -
3427	610001813	TEMP	ABQ Natalie Ave NW Main and Service Replacements	FP-NMG Dist Specific-Replace	376.4	$ -	$ -	$ -	$ -	$ -	$ -	$ -	$ -
3428	610001813	TEMP	ABQ Natalie Ave NW Main and Service Replacements	FP-NMG Dist Specific-Replace	380.0	$ -	$ -	$ -	$ -	$ -	$ -	$ -	$ -
3429	T624001814	TEMP	RSV: 8in Lovington ML - Lea Co Electric	FP-NMG Transm Specific-Replace	367.1	$ -	$ -	$ -	$ -	$ -	$ -	$ -	$ -
3430	T624001814	TEMP	RSV: 8in Lovington ML - Lea Co Electric	FP-NMG Transm Specific-Replace	368.0	$ -	$ -	$ -	$ -	$ -	$ -	$ -	$ -
3431	T624001814	TEMP	RSV: 8in Lovington ML - Lea Co Electric	FP-NMG Transm Specific-Replace	369.0	$ -	$ -	$ -	$ -	$ -	$ -	$ -	$ -
3432	601001815	TEMP	2025-2026 CRM HyperCare & Functional Enhancements	FP-NMG Intangible	303.3	$ -	$ -	$ -	$ -	$ -	$ -	$ -	$ -
3433	T601001816	NEW-15580	Internal Corrosion Monitoring at TW Corto	FP-NMG Transm Specifics-New	367.1	$ -	$ -	$ -	$ -	$ -	$ -	$ -	$ -
3434	T601001816	NEW-15580	Internal Corrosion Monitoring at TW Corto	FP-NMG Transm Specifics-New	368.0	$ -	$ -	$ -	$ -	$ -	$ -	$ -	$ -
3435	T601001816	NEW-15580	Internal Corrosion Monitoring at TW Corto	FP-NMG Transm Specifics-New	369.0	$ -	$ -	$ -	$ -	$ -	$ -	$ -	$ -
3436	T660001817	TEMP	MAOP Replacement - LA3# Ottowi JCT - Espanola&Taos	FP-NMG Transm Specific-Replace	367.1	$ -	$ -	$ -	$ -	$ -	$ -	$ -	$ -
3437	T660001817	TEMP	MAOP Replacement - LA3# Ottowi JCT - Espanola&Taos	FP-NMG Transm Specific-Replace	368.0	$ -	$ -	$ -	$ -	$ -	$ -	$ -	$ -
3438	T660001817	TEMP	MAOP Replacement - LA3# Ottowi JCT - Espanola&Taos	FP-NMG Transm Specific-Replace	369.0	$ -	$ -	$ -	$ -	$ -	$ -	$ -	$ -
3439	T601001818	NEW-15578	AC Mitigation Phase I	FP-NMG Transm Specifics-New	367.1	$ -	$ -	$ -	$ -	$ -	$ -	$ -	$ -
3440	T601001818	NEW-15578	AC Mitigation Phase I	FP-NMG Transm Specifics-New	368.0	$ -	$ -	$ -	$ -	$ -	$ -	$ -	$ -
3441	T601001818	NEW-15578	AC Mitigation Phase I	FP-NMG Transm Specifics-New	369.0	$ -	$ -	$ -	$ -	$ -	$ -	$ -	$ -
3442	T624001819	NEW-15592	YZ Odorizer at EPNG Monument	FP-NMG Transm Stations-New	369.0	$ -	$ -	$ -	$ -	$ -	$ -	$ -	$ -
3443	T601001820	TEMP	AC Mitigation Phase V	FP-NMG Transm Specifics-New	367.1	$ -	$ -	$ -	$ -	$ -	$ -	$ -	$ -
3444	T601001820	TEMP	AC Mitigation Phase V	FP-NMG Transm Specifics-New	368.0	$ -	$ -	$ -	$ -	$ -	$ -	$ -	$ -
3445	T601001820	TEMP	AC Mitigation Phase V	FP-NMG Transm Specifics-New	369.0	$ -	$ -	$ -	$ -	$ -	$ -	$ -	$ -
3446	T601001821	NCP-16167	Flaring Equipment Purchase	FP-NMG Tools, Shop & Garage Equip	394.0	$ -	$ -	$ -	$ -	$ -	$ -	$ -	$ -
3447	T624001822	NEW-15593	YZ Odorizer at DCP Artesia	FP-NMG Transm Stations-New	369.0	$ -	$ -	$ -	$ -	$ -	$ -	$ -	$ -
3448	601001823	NEW-15584	Suite 18 NMGC Call Center 2023	FP-NMG Land_Structures&Improven	390.0	$ -	$ -	$ -	$ -	$ -	$ -	$ -	$ -
3449	T601001824	TEMP	CP Monitoring Phase V	FP-NMG Transm Specifics-New	367.1	$ -	$ -	$ -	$ -	$ -	$ -	$ -	$ -
3450	T601001824	TEMP	CP Monitoring Phase V	FP-NMG Transm Specifics-New	368.0	$ -	$ -	$ -	$ -	$ -	$ -	$ -	$ -
3451	T601001824	TEMP	CP Monitoring Phase V	FP-NMG Transm Specifics-New	369.0	$ -	$ -	$ -	$ -	$ -	$ -	$ -	$ -
3452	T610001825	PRE-10041	Rio Bravo Bridge Reroute West Mesa 16-in ML	FP-NMG Transm Mains-Replace	367.1	$ -	$ -	$ -	$ -	$ -	$ -	$ -	$ -
3453	T680001826	PRE-10001	Erosion Mitigation GGML MP 49.25 Mats	FP-NMG Transm Specific-Replace	367.1	$ -	$ -	$ -	$ -	$ -	$ -	$ -	$ -
3454	T680001826	PRE-10001	Erosion Mitigation GGML MP 49.25 Mats	FP-NMG Transm Specific-Replace	368.0	$ -	$ -	$ -	$ -	$ -	$ -	$ -	$ -
3455	T680001826	PRE-10001	Erosion Mitigation GGML MP 49.25 Mats	FP-NMG Transm Specific-Replace	369.0	$ -	$ -	$ -	$ -	$ -	$ -	$ -	$ -
3456	T680001827	TEMP	Erosion Mitigation ABQ LP ML MP 52.01 Mats	FP-NMG Transm Specific-Replace	367.1	$ -	$ -	$ -	$ -	$ -	$ -	$ -	$ -
3457	T680001827	TEMP	Erosion Mitigation ABQ LP ML MP 52.01 Mats	FP-NMG Transm Specific-Replace	368.0	$ -	$ -	$ -	$ -	$ -	$ -	$ -	$ -
3458	T680001827	TEMP	Erosion Mitigation ABQ LP ML MP 52.01 Mats	FP-NMG Transm Specific-Replace	369.0	$ -	$ -	$ -	$ -	$ -	$ -	$ -	$ -
3459	610001828	PRE-09901	Teakwood Replacement Project	FP-NMG Dist Specific-Replace	376.1	$ -	$ -	$ -	$ -	$ -	$ -	$ -	$ -
3460	610001828	PRE-09901	Teakwood Replacement Project	FP-NMG Dist Specific-Replace	376.2	$ -	$ -	$ -	$ -	$ -	$ -	$ -	$ -
3461	610001828	PRE-09901	Teakwood Replacement Project	FP-NMG Dist Specific-Replace	376.4	$ -	$ -	$ -	$ -	$ -	$ -	$ -	$ -
3462	610001828	PRE-09901	Teakwood Replacement Project	FP-NMG Dist Specific-Replace	380.0	$ -	$ -	$ -	$ -	$ -	$ -	$ -	$ -
3463	T680001829	TEMP	Erosion Mitigation ABQ LP ML MP 42.5 Mats	FP-NMG Transm Specific-Replace	367.1	$ -	$ -	$ -	$ -	$ -	$ -	$ -	$ -
3464	T680001829	TEMP	Erosion Mitigation ABQ LP ML MP 42.5 Mats	FP-NMG Transm Specific-Replace	368.0	$ -	$ -	$ -	$ -	$ -	$ -	$ -	$ -
3465	T680001829	TEMP	Erosion Mitigation ABQ LP ML MP 42.5 Mats	FP-NMG Transm Specific-Replace	369.0	$ -	$ -	$ -	$ -	$ -	$ -	$ -	$ -
3466	T680001830	TEMP	Erosion Mitigation DOE ML III 12" 492 NW MP 57.45 Mats	FP-NMG Transm Specific-Replace	367.1	$ -	$ -	$ -	$ -	$ -	$ -	$ -	$ -
3467	T680001830	TEMP	Erosion Mitigation DOE ML III 12" 492 NW MP 57.45 Mats	FP-NMG Transm Specific-Replace	368.0	$ -	$ -	$ -	$ -	$ -	$ -	$ -	$ -
3468	T680001830	TEMP	Erosion Mitigation DOE ML III 12" 492 NW MP 57.45 Mats	FP-NMG Transm Specific-Replace	369.0	$ -	$ -	$ -	$ -	$ -	$ -	$ -	$ -
3469	T680001831	TEMP	Erosion Mitigation GGML MP 18.6 Bore	FP-NMG Transm Specific-Replace	367.1	$ -	$ -	$ -	$ -	$ -	$ -	$ -	$ -
3470	T680001831	TEMP	Erosion Mitigation GGML MP 18.6 Bore	FP-NMG Transm Specific-Replace	368.0	$ -	$ -	$ -	$ -	$ -	$ -	$ -	$ -
3471	T680001831	TEMP	Erosion Mitigation GGML MP 18.6 Bore	FP-NMG Transm Specific-Replace	369.0	$ -	$ -	$ -	$ -	$ -	$ -	$ -	$ -
3472	610001832	TEMP	Menaul Replacement Project	FP-NMG Dist Specific-Replace	376.1	$ -	$ -	$ -	$ -	$ -	$ -	$ -	$ -
3473	610001832	TEMP	Menaul Replacement Project	FP-NMG Dist Specific-Replace	376.2	$ -	$ -	$ -	$ -	$ -	$ -	$ -	$ -
3474	610001832	TEMP	Menaul Replacement Project	FP-NMG Dist Specific-Replace	376.4	$ -	$ -	$ -	$ -	$ -	$ -	$ -	$ -
3475	610001832	TEMP	Menaul Replacement Project	FP-NMG Dist Specific-Replace	380.0	$ -	$ -	$ -	$ -	$ -	$ -	$ -	$ -

NEW MEXICO GAS COMPANY, INC.

Plant Gross Activity
Base Period - 12 Months Ending March 31, 2023
Future Test Year - 12 Months Ending September 30, 2025

	A	B	C	D	E	F	G	H	I	J	K	L
3	Investment Number	FP Number	Investment Name	FP Type	FERC Account	4/30/2023	5/31/2023	6/30/2023	7/31/2023	8/31/2023	9/30/2023	10/31/2023
3476	610001833	PRE-09907	Santa Fe Shops Reg Station # 179 Rebuild Above Ground	FP-NMG Dist Stations-Replace	378.0	$ -	$ -	$ -	$ -	$ -	$ -	$ -
3477	610001833	PRE-09907	Santa Fe Shops Reg Station # 179 Rebuild Above Ground	FP-NMG Dist Stations-Replace	385.0	$ -	$ -	$ -	$ -	$ -	$ -	$ -
3478	T660001834	TEMP	MAOP Replacement - LA Tech Take-off	FP-NMG Transm Specific-Replace	367.1	$ -	$ -	$ -	$ -	$ -	$ -	$ -
3479	T660001834	TEMP	MAOP Replacement - LA Tech Take-off	FP-NMG Transm Specific-Replace	368.0	$ -	$ -	$ -	$ -	$ -	$ -	$ -
3480	T660001834	TEMP	MAOP Replacement - LA Tech Take-off	FP-NMG Transm Specific-Replace	369.0	$ -	$ -	$ -	$ -	$ -	$ -	$ -
3481	610001835	PRE-09978	Signetics Station #397 Rebuild	FP-NMG Dist Specific-Replace	376.1	$ -	$ -	$ -	$ -	$ 13,130	$ -	$ -
3482	610001835	PRE-09978	Signetics Station #397 Rebuild	FP-NMG Dist Specific-Replace	376.2	$ -	$ -	$ -	$ -	$ 91,909	$ -	$ -
3483	610001835	PRE-09978	Signetics Station #397 Rebuild	FP-NMG Dist Specific-Replace	376.4	$ -	$ -	$ -	$ -	$ 6,565	$ -	$ -
3484	610001835	PRE-09978	Signetics Station #397 Rebuild	FP-NMG Dist Specific-Replace	380.0	$ -	$ -	$ -	$ -	$ 19,695	$ -	$ -
3485	T680001836	TEMP	Grants Border Station Rebuild	FP-NMG Transm Specific-Replace	367.1	$ -	$ -	$ -	$ -	$ -	$ -	$ -
3486	T680001836	TEMP	Grants Border Station Rebuild	FP-NMG Transm Specific-Replace	368.0	$ -	$ -	$ -	$ -	$ -	$ -	$ -
3487	T680001836	TEMP	Grants Border Station Rebuild	FP-NMG Transm Specific-Replace	369.0	$ -	$ -	$ -	$ -	$ -	$ -	$ -
3488	T680001837	PRE-10038	YZ Odorizer at Pot Mesa	FP-NMG Transm Stations-Replace	368.0	$ -	$ -	$ -	$ -	$ -	$ 16,692	$ -
3489	T680001837	PRE-10038	YZ Odorizer at Pot Mesa	FP-NMG Transm Stations-Replace	369.0	$ -	$ -	$ -	$ -	$ -	$ 66,770	$ -
3490	621001838	NEW-15583	SW AMR Installation	FP-NMG Dist Specifics-New	376.1	$ -	$ -	$ -	$ -	$ -	$ -	$ -
3491	621001838	NEW-15583	SW AMR Installation	FP-NMG Dist Specifics-New	376.2	$ -	$ -	$ -	$ -	$ -	$ -	$ -
3492	621001838	NEW-15583	SW AMR Installation	FP-NMG Dist Specifics-New	376.4	$ -	$ -	$ -	$ -	$ -	$ -	$ -
3493	T660001839	TEMP	MAOP Replacement - Espanola - Ottowi Meter to Espanola No. 1	FP-NMG Transm Specific-Replace	367.1	$ -	$ -	$ -	$ -	$ -	$ -	$ -
3494	T660001839	TEMP	MAOP Replacement - Espanola - Ottowi Meter to Espanola No. 1	FP-NMG Transm Specific-Replace	368.0	$ -	$ -	$ -	$ -	$ -	$ -	$ -
3495	T660001839	TEMP	MAOP Replacement - Espanola - Ottowi Meter to Espanola No. 1	FP-NMG Transm Specific-Replace	369.0	$ -	$ -	$ -	$ -	$ -	$ -	$ -
3496	684001840	TEMP	NW Gallup - 6" Replacement Hwy 66 and Coal Ave	FP-NMG Dist Mains-Replace	376.1	$ -	$ -	$ -	$ -	$ -	$ -	$ -
3497	684001840	TEMP	NW Gallup - 6" Replacement Hwy 66 and Coal Ave	FP-NMG Dist Mains-Replace	376.2	$ -	$ -	$ -	$ -	$ -	$ -	$ -
3498	684001840	TEMP	NW Gallup - 6" Replacement Hwy 66 and Coal Ave	FP-NMG Dist Mains-Replace	376.4	$ -	$ -	$ -	$ -	$ -	$ -	$ -
3499	684001840	TEMP	NW Gallup - 6" Replacement Hwy 66 and Coal Ave	FP-NMG Dist Mains-Replace	380.0	$ -	$ -	$ -	$ -	$ -	$ -	$ -
3500	601001841	TEMP	Electronic Field Data Capture (EFDC) - Year 6	FP-NMG Intangible	303.3	$ -	$ -	$ -	$ -	$ -	$ -	$ -
3501	601001842	TEMP	Electronic Field Data Capture (EFDC) - Year 7	FP-NMG Intangible	303.3	$ -	$ -	$ -	$ -	$ -	$ -	$ -
3502	T680001843	TEMP	CG at Pot Mesa interconnect station	FP-NMG Transm Specific-Replace	367.1	$ -	$ -	$ -	$ -	$ -	$ -	$ -
3503	T680001843	TEMP	CG at Pot Mesa interconnect station	FP-NMG Transm Specific-Replace	368.0	$ -	$ -	$ -	$ -	$ -	$ -	$ -
3504	T680001843	TEMP	CG at Pot Mesa interconnect station	FP-NMG Transm Specific-Replace	369.0	$ -	$ -	$ -	$ -	$ -	$ -	$ -
3505	T601001844	NEW-15591	Mainline Portable Compressor for Decompression-	FP-NMG Transm Stations-New	369.0	$ -	$ -	$ -	$ -	$ -	$ -	$ -
3506	T610001845	TEMP	Air Start Compressor at Redondo	FP-NMG Transm Stations-Replace	368.0	$ -	$ -	$ -	$ -	$ -	$ -	$ -
3507	T610001845	TEMP	Air Start Compressor at Redondo	FP-NMG Transm Stations-Replace	369.0	$ -	$ -	$ -	$ -	$ -	$ -	$ -
3508	T610001846	TEMP	Rio Puerco Kinder Morgan Meter Replacement	FP-NMG Transm Stations-Replace	368.0	$ -	$ -	$ -	$ -	$ -	$ -	$ -
3509	T610001846	TEMP	Rio Puerco Kinder Morgan Meter Replacement	FP-NMG Transm Stations-Replace	369.0	$ -	$ -	$ -	$ -	$ -	$ -	$ -
3510	T621001847	PRE-09948	Erosion Mitigation TorC ML MP 32.6 Mats	FP-NMG Transm Specific-Replace	367.1	$ -	$ -	$ -	$ -	$ -	$ -	$ -
3511	T621001847	PRE-09948	Erosion Mitigation TorC ML MP 32.6 Mats	FP-NMG Transm Specific-Replace	368.0	$ -	$ -	$ -	$ -	$ -	$ -	$ -
3512	T621001847	PRE-09948	Erosion Mitigation TorC ML MP 32.6 Mats	FP-NMG Transm Specific-Replace	369.0	$ -	$ -	$ -	$ -	$ -	$ -	$ -
3513	601001848	TEMP	Customer Digitalization	FP-NMG Intangible	303.3	$ -	$ -	$ -	$ -	$ -	$ -	$ -
3514	T610001849	NEW-15562	Air Start Compressor at Espejo	FP-NMG Transm Stations-New	369.0	$ -	$ -	$ -	$ -	$ -	$ -	$ -
3515	610001850	TEMP	Solano Main Lowering	FP-NMG Dist Specific-Replace	376.1	$ -	$ -	$ -	$ -	$ -	$ -	$ -
3516	610001850	TEMP	Solano Main Lowering	FP-NMG Dist Specific-Replace	376.2	$ -	$ -	$ -	$ -	$ -	$ -	$ -
3517	610001850	TEMP	Solano Main Lowering	FP-NMG Dist Specific-Replace	376.4	$ -	$ -	$ -	$ -	$ -	$ -	$ -
3518	610001850	TEMP	Solano Main Lowering	FP-NMG Dist Specific-Replace	380.0	$ -	$ -	$ -	$ -	$ -	$ -	$ -
3519	601001851	NCP-16169	2 Units AMLS - ABB	FP-NMG Office Furn & Equip	391.2	$ -	$ -	$ -	$ -	$ -	$ -	$ -
3520	601001851	NCP-16169	2 Units AMLS - ABB	FP-NMG Office Furn & Equip	397.0	$ -	$ -	$ -	$ -	$ -	$ -	$ -
3521	601001851	NCP-16169	2 Units AMLS - ABB	FP-NMG Office Furn & Equip	398.0	$ -	$ -	$ -	$ -	$ -	$ -	$ -
3522	T624001852	PRE-10029	Replace Inlet Valve at Hobbs North, Lovington ML	FP-NMG Transm Stations-Replace	368.0	$ -	$ -	$ -	$ -	$ -	$ -	$ -
3523	T624001852	PRE-10029	Replace Inlet Valve at Hobbs North, Lovington ML	FP-NMG Transm Stations-Replace	369.0	$ -	$ -	$ -	$ -	$ -	$ -	$ -
3524	T610001853	NEW-15564	Air Start Compressor at Redondo	FP-NMG Transm Stations-New	369.0	$ -	$ -	$ -	$ -	$ -	$ -	$ -
3525	T680001854	NEW-15565	Air Start Compressor at Star Lake	FP-NMG Transm Stations-New	369.0	$ -	$ -	$ -	$ -	$ -	$ -	$ -
3526	T624001855	PRE-09933	Replace Meter at NM Salt	FP-NMG Transm Stations-Replace	368.0	$ 0	$ -	$ -	$ -	$ -	$ -	$ -
3527	T624001855	PRE-09933	Replace Meter at NM Salt	FP-NMG Transm Stations-Replace	369.0	$ 0	$ -	$ -	$ -	$ -	$ -	$ -
3528	T624001856	NEW-15563	Air Start Compressor at Lea County	FP-NMG Transm Stations-New	369.0	$ -	$ -	$ -	$ -	$ -	$ -	$ -
3529	T610001857	TEMP	Air Start Compressor at Cabezon	FP-NMG Transm Specifics-New	367.1	$ -	$ -	$ -	$ -	$ -	$ -	$ -
3530	T610001857	TEMP	Air Start Compressor at Cabezon	FP-NMG Transm Specifics-New	368.0	$ -	$ -	$ -	$ -	$ -	$ -	$ -
3531	T610001857	TEMP	Air Start Compressor at Cabezon	FP-NMG Transm Specifics-New	369.0	$ -	$ -	$ -	$ -	$ -	$ -	$ -

Sponsored by NMGC Witness Erik C. Buchanan

NEW MEXICO GAS COMPANY, INC.

Plant Gross Activity
Base Period - 12 Months Ending March 31, 2023
Future Test Year - 12 Months Ending September 30, 2025

	A	B	C	D	E	M	N	O	P	Q	R	S	T
3	Investment Number	FP Number	Investment Name	FP Type	FERC Account	11/30/2023	12/31/2023	1/31/2024	2/29/2024	3/31/2024	4/30/2024	5/31/2024	6/30/2024
3476	610001833	PRE-09907	Santa Fe Shops Reg Station # 179 Rebuild Above Ground	FP-NMG Dist Stations-Replace	378.0	$ -	$ -	$ -	$ -	$ -	$ -	$ -	$ -
3477	610001833	PRE-09907	Santa Fe Shops Reg Station # 179 Rebuild Above Ground	FP-NMG Dist Stations-Replace	385.0	$ -	$ -	$ -	$ -	$ -	$ -	$ -	$ -
3478	T660001834	TEMP	MAOP Replacement - LA Tech Take-off	FP-NMG Transm Specific-Replace	367.1	$ -	$ -	$ -	$ -	$ -	$ -	$ -	$ -
3479	T660001834	TEMP	MAOP Replacement - LA Tech Take-off	FP-NMG Transm Specific-Replace	368.0	$ -	$ -	$ -	$ -	$ -	$ -	$ -	$ -
3480	T660001834	TEMP	MAOP Replacement - LA Tech Take-off	FP-NMG Transm Specific-Replace	369.0	$ -	$ -	$ -	$ -	$ -	$ -	$ -	$ -
3481	610001835	PRE-09978	Signetics Station #397 Rebuild	FP-NMG Dist Specific-Replace	376.1	$ -	$ -	$ -	$ -	$ -	$ -	$ -	$ -
3482	610001835	PRE-09978	Signetics Station #397 Rebuild	FP-NMG Dist Specific-Replace	376.2	$ -	$ -	$ -	$ -	$ -	$ -	$ -	$ -
3483	610001835	PRE-09978	Signetics Station #397 Rebuild	FP-NMG Dist Specific-Replace	376.4	$ -	$ -	$ -	$ -	$ -	$ -	$ -	$ -
3484	610001835	PRE-09978	Signetics Station #397 Rebuild	FP-NMG Dist Specific-Replace	380.0	$ -	$ -	$ -	$ -	$ -	$ -	$ -	$ -
3485	T680001836	TEMP	Grants Border Station Rebuild	FP-NMG Transm Specific-Replace	367.1	$ -	$ -	$ -	$ -	$ -	$ -	$ -	$ -
3486	T680001836	TEMP	Grants Border Station Rebuild	FP-NMG Transm Specific-Replace	368.0	$ -	$ -	$ -	$ -	$ -	$ -	$ -	$ -
3487	T680001836	TEMP	Grants Border Station Rebuild	FP-NMG Transm Specific-Replace	369.0	$ -	$ -	$ -	$ -	$ -	$ -	$ -	$ -
3488	T680001837	PRE-10038	YZ Odorizer at Pot Mesa	FP-NMG Transm Stations-Replace	368.0	$ -	$ -	$ -	$ -	$ -	$ -	$ -	$ -
3489	T680001837	PRE-10038	YZ Odorizer at Pot Mesa	FP-NMG Transm Stations-Replace	369.0	$ -	$ -	$ -	$ -	$ -	$ -	$ -	$ -
3490	621001838	NEW-15583	SW AMR Installation	FP-NMG Dist Specifics-New	376.1	$ -	$ -	$ -	$ -	$ -	$ -	$ -	$ -
3491	621001838	NEW-15583	SW AMR Installation	FP-NMG Dist Specifics-New	376.2	$ -	$ -	$ -	$ -	$ -	$ -	$ -	$ -
3492	621001838	NEW-15583	SW AMR Installation	FP-NMG Dist Specifics-New	376.4	$ -	$ -	$ -	$ -	$ -	$ -	$ -	$ -
3493	T660001839	TEMP	MAOP Replacement - Espanola - Ottowi Meter to Espanola No. 1	FP-NMG Transm Specific-Replace	367.1	$ -	$ -	$ -	$ -	$ -	$ -	$ -	$ -
3494	T660001839	TEMP	MAOP Replacement - Espanola - Ottowi Meter to Espanola No. 1	FP-NMG Transm Specific-Replace	368.0	$ -	$ -	$ -	$ -	$ -	$ -	$ -	$ -
3495	T660001839	TEMP	MAOP Replacement - Espanola - Ottowi Meter to Espanola No. 1	FP-NMG Transm Specific-Replace	369.0	$ -	$ -	$ -	$ -	$ -	$ -	$ -	$ -
3496	684001840	TEMP	NW Gallup - 6" Replacement Hwy 66 and Coal Ave	FP-NMG Dist Mains-Replace	376.1	$ -	$ -	$ -	$ -	$ -	$ -	$ -	$ -
3497	684001840	TEMP	NW Gallup - 6" Replacement Hwy 66 and Coal Ave	FP-NMG Dist Mains-Replace	376.2	$ -	$ -	$ -	$ -	$ -	$ -	$ -	$ -
3498	684001840	TEMP	NW Gallup - 6" Replacement Hwy 66 and Coal Ave	FP-NMG Dist Mains-Replace	376.4	$ -	$ -	$ -	$ -	$ -	$ -	$ -	$ -
3499	684001840	TEMP	NW Gallup - 6" Replacement Hwy 66 and Coal Ave	FP-NMG Dist Mains-Replace	380.0	$ -	$ -	$ -	$ -	$ -	$ -	$ -	$ -
3500	601001841	TEMP	Electronic Field Data Capture (EFDC) - Year 6	FP-NMG Intangible	303.3	$ -	$ -	$ -	$ -	$ -	$ -	$ -	$ -
3501	601001842	TEMP	Electronic Field Data Capture (EFDC) - Year 7	FP-NMG Intangible	303.3	$ -	$ -	$ -	$ -	$ -	$ -	$ -	$ -
3502	T680001843	TEMP	CG at Pot Mesa interconnect station	FP-NMG Transm Specific-Replace	367.1	$ -	$ -	$ -	$ -	$ -	$ -	$ -	$ -
3503	T680001843	TEMP	CG at Pot Mesa interconnect station	FP-NMG Transm Specific-Replace	368.0	$ -	$ -	$ -	$ -	$ -	$ -	$ -	$ -
3504	T680001843	TEMP	CG at Pot Mesa interconnect station	FP-NMG Transm Specific-Replace	369.0	$ -	$ -	$ -	$ -	$ -	$ -	$ -	$ -
3505	T601001844	NEW-15591	Mainline Portable Compressor for Decompression-	FP-NMG Transm Stations-New	369.0	$ -	$ -	$ -	$ -	$ -	$ -	$ -	$ -
3506	T610001845	TEMP	Air Start Compressor at Redondo	FP-NMG Transm Stations-Replace	368.0	$ -	$ -	$ -	$ -	$ -	$ -	$ -	$ -
3507	T610001845	TEMP	Air Start Compressor at Redondo	FP-NMG Transm Stations-Replace	369.0	$ -	$ -	$ -	$ -	$ -	$ -	$ -	$ -
3508	T610001846	TEMP	Rio Puerco Kinder Morgan Meter Replacement	FP-NMG Transm Stations-Replace	368.0	$ -	$ -	$ -	$ -	$ -	$ -	$ -	$ -
3509	T610001846	TEMP	Rio Puerco Kinder Morgan Meter Replacement	FP-NMG Transm Stations-Replace	369.0	$ -	$ -	$ -	$ -	$ -	$ -	$ -	$ -
3510	T621001847	PRE-09948	Erosion Mitigation TorC ML MP 32.6 Mats	FP-NMG Transm Specific-Replace	367.1	$ -	$ -	$ -	$ -	$ -	$ -	$ -	$ -
3511	T621001847	PRE-09948	Erosion Mitigation TorC ML MP 32.6 Mats	FP-NMG Transm Specific-Replace	368.0	$ -	$ -	$ -	$ -	$ -	$ -	$ -	$ -
3512	T621001847	PRE-09948	Erosion Mitigation TorC ML MP 32.6 Mats	FP-NMG Transm Specific-Replace	369.0	$ -	$ -	$ -	$ -	$ -	$ -	$ -	$ -
3513	601001848	TEMP	Customer Digitalization	FP-NMG Intangible	303.3	$ -	$ -	$ -	$ -	$ -	$ -	$ -	$ -
3514	T610001849	NEW-15562	Air Start Compressor at Espejo	FP-NMG Transm Stations-New	369.0	$ -	$ -	$ -	$ -	$ -	$ -	$ -	$ -
3515	610001850	TEMP	Solano Main Lowering	FP-NMG Dist Specific-Replace	376.1	$ -	$ -	$ -	$ -	$ -	$ -	$ -	$ -
3516	610001850	TEMP	Solano Main Lowering	FP-NMG Dist Specific-Replace	376.2	$ -	$ -	$ -	$ -	$ -	$ -	$ -	$ -
3517	610001850	TEMP	Solano Main Lowering	FP-NMG Dist Specific-Replace	376.4	$ -	$ -	$ -	$ -	$ -	$ -	$ -	$ -
3518	610001850	TEMP	Solano Main Lowering	FP-NMG Dist Specific-Replace	380.0	$ -	$ -	$ -	$ -	$ -	$ -	$ -	$ -
3519	601001851	NCP-16169	2 Units AMLS - ABB	FP-NMG Office Furn & Equip	391.2	$ -	$ -	$ -	$ -	$ -	$ -	$ -	$ -
3520	601001851	NCP-16169	2 Units AMLS - ABB	FP-NMG Office Furn & Equip	397.0	$ -	$ -	$ -	$ -	$ -	$ -	$ -	$ -
3521	601001851	NCP-16169	2 Units AMLS - ABB	FP-NMG Office Furn & Equip	398.0	$ -	$ -	$ -	$ -	$ -	$ -	$ -	$ -
3522	T624001852	PRE-10029	Replace Inlet Valve at Hobbs North, Lovington ML	FP-NMG Transm Stations-Replace	368.0	$ -	$ -	$ -	$ -	$ -	$ -	$ -	$ -
3523	T624001852	PRE-10029	Replace Inlet Valve at Hobbs North, Lovington ML	FP-NMG Transm Stations-Replace	369.0	$ -	$ -	$ -	$ -	$ -	$ -	$ -	$ -
3524	T610001853	NEW-15564	Air Start Compressor at Redondo	FP-NMG Transm Stations-New	369.0	$ -	$ -	$ -	$ -	$ -	$ -	$ -	$ -
3525	T680001854	NEW-15565	Air Start Compressor at Star Lake	FP-NMG Transm Stations-New	369.0	$ -	$ -	$ -	$ -	$ -	$ -	$ -	$ -
3526	T624001855	PRE-09933	Replace Meter at NM Salt	FP-NMG Transm Stations-Replace	368.0	$ -	$ -	$ -	$ -	$ -	$ -	$ -	$ -
3527	T624001855	PRE-09933	Replace Meter at NM Salt	FP-NMG Transm Stations-Replace	369.0	$ -	$ -	$ -	$ -	$ -	$ -	$ -	$ -
3528	T624001856	NEW-15563	Air Start Compressor at Lea County	FP-NMG Transm Stations-New	369.0	$ -	$ -	$ -	$ -	$ -	$ -	$ -	$ -
3529	T610001857	TEMP	Air Start Compressor at Cabezon	FP-NMG Transm Specifics-New	367.1	$ -	$ -	$ -	$ -	$ -	$ -	$ -	$ -
3530	T610001857	TEMP	Air Start Compressor at Cabezon	FP-NMG Transm Specifics-New	368.0	$ -	$ -	$ -	$ -	$ -	$ -	$ -	$ -
3531	T610001857	TEMP	Air Start Compressor at Cabezon	FP-NMG Transm Specifics-New	369.0	$ -	$ -	$ -	$ -	$ -	$ -	$ -	$ -

NEW MEXICO GAS COMPANY, INC.

Plant Gross Activity
Base Period - 12 Months Ending March 31, 2023
Future Test Year - 12 Months Ending September 30, 2025

	A	B	C	D	E	U	V	W	X	Y	Z	AA
3	Investment Number	FP Number	Investment Name	FP Type	FERC Account	7/31/2024	8/31/2024	9/30/2024	10/31/2024	11/30/2024	12/31/2024	1/31/2025
3476	610001833	PRE-09907	Santa Fe Shops Reg Station # 179 Rebuild Above Ground	FP-NMG Dist Stations-Replace	378.0	$ -	$ -	$ -	$ -	$ -	$ -	$ -
3477	610001833	PRE-09907	Santa Fe Shops Reg Station # 179 Rebuild Above Ground	FP-NMG Dist Stations-Replace	385.0	$ -	$ -	$ -	$ -	$ -	$ -	$ -
3478	T660001834	TEMP	MAOP Replacement - LA Tech Take-off	FP-NMG Transm Specific-Replace	367.1	$ -	$ -	$ -	$ -	$ -	$ -	$ -
3479	T660001834	TEMP	MAOP Replacement - LA Tech Take-off	FP-NMG Transm Specific-Replace	368.0	$ -	$ -	$ -	$ -	$ -	$ -	$ -
3480	T660001834	TEMP	MAOP Replacement - LA Tech Take-off	FP-NMG Transm Specific-Replace	369.0	$ -	$ -	$ -	$ -	$ -	$ -	$ -
3481	610001835	PRE-09978	Signetics Station #397 Rebuild	FP-NMG Dist Specific-Replace	376.1	$ -	$ -	$ -	$ -	$ -	$ -	$ -
3482	610001835	PRE-09978	Signetics Station #397 Rebuild	FP-NMG Dist Specific-Replace	376.2	$ -	$ -	$ -	$ -	$ -	$ -	$ -
3483	610001835	PRE-09978	Signetics Station #397 Rebuild	FP-NMG Dist Specific-Replace	376.4	$ -	$ -	$ -	$ -	$ -	$ -	$ -
3484	610001835	PRE-09978	Signetics Station #397 Rebuild	FP-NMG Dist Specific-Replace	380.0	$ -	$ -	$ -	$ -	$ -	$ -	$ -
3485	T680001836	TEMP	Grants Border Station Rebuild	FP-NMG Transm Specific-Replace	367.1	$ -	$ -	$ -	$ -	$ -	$ -	$ -
3486	T680001836	TEMP	Grants Border Station Rebuild	FP-NMG Transm Specific-Replace	368.0	$ -	$ -	$ -	$ -	$ -	$ -	$ -
3487	T680001836	TEMP	Grants Border Station Rebuild	FP-NMG Transm Specific-Replace	369.0	$ -	$ -	$ -	$ -	$ -	$ -	$ -
3488	T680001837	PRE-10038	YZ Odorizer at Pot Mesa	FP-NMG Transm Stations-Replace	368.0	$ -	$ -	$ -	$ -	$ -	$ -	$ -
3489	T680001837	PRE-10038	YZ Odorizer at Pot Mesa	FP-NMG Transm Stations-Replace	369.0	$ -	$ -	$ -	$ -	$ -	$ -	$ -
3490	621001838	NEW-15583	SW AMR Installation	FP-NMG Dist Specifics-New	376.1	$ -	$ -	$ -	$ -	$ -	$ 2,371,416	$ -
3491	621001838	NEW-15583	SW AMR Installation	FP-NMG Dist Specifics-New	376.2	$ -	$ -	$ -	$ -	$ -	$ 1,844,434	$ -
3492	621001838	NEW-15583	SW AMR Installation	FP-NMG Dist Specifics-New	376.4	$ -	$ -	$ -	$ -	$ -	$ 1,053,963	$ -
3493	T660001839	TEMP	MAOP Replacement - Espanola - Ottowi Meter to Espanola No. 1	FP-NMG Transm Specific-Replace	367.1	$ -	$ -	$ -	$ -	$ -	$ -	$ -
3494	T660001839	TEMP	MAOP Replacement - Espanola - Ottowi Meter to Espanola No. 1	FP-NMG Transm Specific-Replace	368.0	$ -	$ -	$ -	$ -	$ -	$ -	$ -
3495	T660001839	TEMP	MAOP Replacement - Espanola - Ottowi Meter to Espanola No. 1	FP-NMG Transm Specific-Replace	369.0	$ -	$ -	$ -	$ -	$ -	$ -	$ -
3496	684001840	TEMP	NW Gallup - 6" Replacement Hwy 66 and Coal Ave	FP-NMG Dist Mains-Replace	376.1	$ -	$ -	$ -	$ -	$ -	$ -	$ -
3497	684001840	TEMP	NW Gallup - 6" Replacement Hwy 66 and Coal Ave	FP-NMG Dist Mains-Replace	376.2	$ -	$ -	$ -	$ -	$ -	$ -	$ -
3498	684001840	TEMP	NW Gallup - 6" Replacement Hwy 66 and Coal Ave	FP-NMG Dist Mains-Replace	376.4	$ -	$ -	$ -	$ -	$ -	$ -	$ -
3499	684001840	TEMP	NW Gallup - 6" Replacement Hwy 66 and Coal Ave	FP-NMG Dist Mains-Replace	380.0	$ -	$ -	$ -	$ -	$ -	$ -	$ -
3500	601001841	TEMP	Electronic Field Data Capture (EFDC) - Year 6	FP-NMG Intangible	303.3	$ -	$ -	$ -	$ -	$ -	$ -	$ -
3501	601001842	TEMP	Electronic Field Data Capture (EFDC) - Year 7	FP-NMG Intangible	303.3	$ -	$ -	$ -	$ -	$ -	$ -	$ -
3502	T680001843	TEMP	CG at Pot Mesa interconnect station	FP-NMG Transm Specific-Replace	367.1	$ -	$ -	$ -	$ -	$ -	$ -	$ -
3503	T680001843	TEMP	CG at Pot Mesa interconnect station	FP-NMG Transm Specific-Replace	368.0	$ -	$ -	$ -	$ -	$ -	$ -	$ -
3504	T680001843	TEMP	CG at Pot Mesa interconnect station	FP-NMG Transm Specific-Replace	369.0	$ -	$ -	$ -	$ -	$ -	$ -	$ -
3505	T601001844	NEW-15591	Mainline Portable Compressor for Decompression-	FP-NMG Transm Stations-New	369.0	$ -	$ -	$ -	$ -	$ -	$ -	$ -
3506	T610001845	TEMP	Air Start Compressor at Redondo	FP-NMG Transm Stations-Replace	368.0	$ -	$ -	$ -	$ -	$ -	$ -	$ -
3507	T610001845	TEMP	Air Start Compressor at Redondo	FP-NMG Transm Stations-Replace	369.0	$ -	$ -	$ -	$ -	$ -	$ -	$ -
3508	T610001846	TEMP	Rio Puerco Kinder Morgan Meter Replacement	FP-NMG Transm Stations-Replace	368.0	$ -	$ -	$ -	$ -	$ -	$ -	$ -
3509	T610001846	TEMP	Rio Puerco Kinder Morgan Meter Replacement	FP-NMG Transm Stations-Replace	369.0	$ -	$ -	$ -	$ -	$ -	$ -	$ -
3510	T621001847	PRE-09948	Erosion Mitigation TorC ML MP 32.6 Mats	FP-NMG Transm Specific-Replace	367.1	$ -	$ -	$ -	$ -	$ -	$ -	$ -
3511	T621001847	PRE-09948	Erosion Mitigation TorC ML MP 32.6 Mats	FP-NMG Transm Specific-Replace	368.0	$ -	$ -	$ -	$ -	$ -	$ -	$ -
3512	T621001847	PRE-09948	Erosion Mitigation TorC ML MP 32.6 Mats	FP-NMG Transm Specific-Replace	369.0	$ -	$ -	$ -	$ -	$ -	$ -	$ -
3513	601001848	TEMP	Customer Digitalization	FP-NMG Intangible	303.3	$ -	$ -	$ -	$ -	$ -	$ -	$ -
3514	T610001849	NEW-15562	Air Start Compressor at Espejo	FP-NMG Transm Stations-New	369.0	$ -	$ -	$ -	$ -	$ -	$ -	$ -
3515	610001850	TEMP	Solano Main Lowering	FP-NMG Dist Specific-Replace	376.1	$ -	$ -	$ -	$ -	$ -	$ -	$ -
3516	610001850	TEMP	Solano Main Lowering	FP-NMG Dist Specific-Replace	376.2	$ -	$ -	$ -	$ -	$ -	$ -	$ -
3517	610001850	TEMP	Solano Main Lowering	FP-NMG Dist Specific-Replace	376.4	$ -	$ -	$ -	$ -	$ -	$ -	$ -
3518	610001850	TEMP	Solano Main Lowering	FP-NMG Dist Specific-Replace	380.0	$ -	$ -	$ -	$ -	$ -	$ -	$ -
3519	601001851	NCP-16169	2 Units AMLS - ABB	FP-NMG Office Furn & Equip	391.2	$ 655,377	$ -	$ -	$ -	$ -	$ -	$ -
3520	601001851	NCP-16169	2 Units AMLS - ABB	FP-NMG Office Furn & Equip	397.0	$ 24,577	$ -	$ -	$ -	$ -	$ -	$ -
3521	601001851	NCP-16169	2 Units AMLS - ABB	FP-NMG Office Furn & Equip	398.0	$ 139,268	$ -	$ -	$ -	$ -	$ -	$ -
3522	T624001852	PRE-10029	Replace Inlet Valve at Hobbs North, Lovington ML	FP-NMG Transm Stations-Replace	368.0	$ -	$ -	$ -	$ -	$ -	$ -	$ -
3523	T624001852	PRE-10029	Replace Inlet Valve at Hobbs North, Lovington ML	FP-NMG Transm Stations-Replace	369.0	$ -	$ -	$ -	$ -	$ -	$ -	$ -
3524	T610001853	NEW-15564	Air Start Compressor at Redondo	FP-NMG Transm Stations-New	369.0	$ -	$ -	$ -	$ -	$ -	$ -	$ -
3525	T680001854	NEW-15565	Air Start Compressor at Star Lake	FP-NMG Transm Stations-New	369.0	$ -	$ -	$ -	$ -	$ -	$ -	$ -
3526	T624001855	PRE-09933	Replace Meter at NM Salt	FP-NMG Transm Stations-Replace	368.0	$ -	$ -	$ -	$ -	$ -	$ -	$ -
3527	T624001855	PRE-09933	Replace Meter at NM Salt	FP-NMG Transm Stations-Replace	369.0	$ -	$ -	$ -	$ -	$ -	$ -	$ -
3528	T624001856	NEW-15563	Air Start Compressor at Lea County	FP-NMG Transm Stations-New	369.0	$ -	$ -	$ -	$ -	$ -	$ -	$ -
3529	T610001857	TEMP	Air Start Compressor at Cabezon	FP-NMG Transm Specifics-New	367.1	$ -	$ -	$ -	$ -	$ -	$ -	$ -
3530	T610001857	TEMP	Air Start Compressor at Cabezon	FP-NMG Transm Specifics-New	368.0	$ -	$ -	$ -	$ -	$ -	$ -	$ -
3531	T610001857	TEMP	Air Start Compressor at Cabezon	FP-NMG Transm Specifics-New	369.0	$ -	$ -	$ -	$ -	$ -	$ -	$ -

NEW MEXICO GAS COMPANY, INC.

Plant Gross Activity
Base Period - 12 Months Ending March 31, 2023
Future Test Year - 12 Months Ending September 30, 2025

	A	B	C	D	E	AB	AC	AD	AE	AF	AG	AH	AI
3	Investment Number	FP Number	Investment Name	FP Type	FERC Account	2/28/2025	3/31/2025	4/30/2025	5/31/2025	6/30/2025	7/31/2025	8/31/2025	9/30/2025
3476	610001833	PRE-09907	Santa Fe Shops Reg Station # 179 Rebuild Above Ground	FP-NMG Dist Stations-Replace	378.0	$ -	$ -	$ -	$ -	$ -	$ -	$ -	$ -
3477	610001833	PRE-09907	Santa Fe Shops Reg Station # 179 Rebuild Above Ground	FP-NMG Dist Stations-Replace	385.0	$ -	$ -	$ -	$ -	$ -	$ -	$ -	$ -
3478	T660001834	TEMP	MAOP Replacement - LA Tech Take-off	FP-NMG Transm Specific-Replace	367.1	$ -	$ -	$ -	$ -	$ -	$ -	$ -	$ 250,786
3479	T660001834	TEMP	MAOP Replacement - LA Tech Take-off	FP-NMG Transm Specific-Replace	368.0	$ -	$ -	$ -	$ -	$ -	$ -	$ -	$ 35,827
3480	T660001834	TEMP	MAOP Replacement - LA Tech Take-off	FP-NMG Transm Specific-Replace	369.0	$ -	$ -	$ -	$ -	$ -	$ -	$ -	$ 71,653
3481	610001835	PRE-09978	Signetics Station #397 Rebuild	FP-NMG Dist Specific-Replace	376.1	$ -	$ -	$ -	$ -	$ -	$ -	$ -	$ -
3482	610001835	PRE-09978	Signetics Station #397 Rebuild	FP-NMG Dist Specific-Replace	376.2	$ -	$ -	$ -	$ -	$ -	$ -	$ -	$ -
3483	610001835	PRE-09978	Signetics Station #397 Rebuild	FP-NMG Dist Specific-Replace	376.4	$ -	$ -	$ -	$ -	$ -	$ -	$ -	$ -
3484	610001835	PRE-09978	Signetics Station #397 Rebuild	FP-NMG Dist Specific-Replace	380.0	$ -	$ -	$ -	$ -	$ -	$ -	$ -	$ -
3485	T680001836	TEMP	Grants Border Station Rebuild	FP-NMG Transm Specific-Replace	367.1	$ -	$ -	$ -	$ -	$ -	$ -	$ -	$ -
3486	T680001836	TEMP	Grants Border Station Rebuild	FP-NMG Transm Specific-Replace	368.0	$ -	$ -	$ -	$ -	$ -	$ -	$ -	$ -
3487	T680001836	TEMP	Grants Border Station Rebuild	FP-NMG Transm Specific-Replace	369.0	$ -	$ -	$ -	$ -	$ -	$ -	$ -	$ -
3488	T680001837	PRE-10038	YZ Odorizer at Pot Mesa	FP-NMG Transm Stations-Replace	368.0	$ -	$ -	$ -	$ -	$ -	$ -	$ -	$ -
3489	T680001837	PRE-10038	YZ Odorizer at Pot Mesa	FP-NMG Transm Stations-Replace	369.0	$ -	$ -	$ -	$ -	$ -	$ -	$ -	$ -
3490	621001838	NEW-15583	SW AMR Installation	FP-NMG Dist Specifics-New	376.1	$ -	$ 414,669	$ -	$ -	$ 629,767	$ -	$ -	$ 641,347
3491	621001838	NEW-15583	SW AMR Installation	FP-NMG Dist Specifics-New	376.2	$ -	$ 322,520	$ -	$ -	$ 489,819	$ -	$ -	$ 498,825
3492	621001838	NEW-15583	SW AMR Installation	FP-NMG Dist Specifics-New	376.4	$ -	$ 184,297	$ -	$ -	$ 279,896	$ -	$ -	$ 285,043
3493	T660001839	TEMP	MAOP Replacement - Espanola - Ottowi Meter to Espanola No. 1	FP-NMG Transm Specific-Replace	367.1	$ -	$ -	$ -	$ -	$ -	$ -	$ -	$ -
3494	T660001839	TEMP	MAOP Replacement - Espanola - Ottowi Meter to Espanola No. 1	FP-NMG Transm Specific-Replace	368.0	$ -	$ -	$ -	$ -	$ -	$ -	$ -	$ -
3495	T660001839	TEMP	MAOP Replacement - Espanola - Ottowi Meter to Espanola No. 1	FP-NMG Transm Specific-Replace	369.0	$ -	$ -	$ -	$ -	$ -	$ -	$ -	$ -
3496	684001840	TEMP	NW Gallup - 6" Replacement Hwy 66 and Coal Ave	FP-NMG Dist Mains-Replace	376.1	$ -	$ -	$ -	$ -	$ -	$ -	$ -	$ -
3497	684001840	TEMP	NW Gallup - 6" Replacement Hwy 66 and Coal Ave	FP-NMG Dist Mains-Replace	376.2	$ -	$ -	$ -	$ -	$ -	$ -	$ -	$ -
3498	684001840	TEMP	NW Gallup - 6" Replacement Hwy 66 and Coal Ave	FP-NMG Dist Mains-Replace	376.4	$ -	$ -	$ -	$ -	$ -	$ -	$ -	$ -
3499	684001840	TEMP	NW Gallup - 6" Replacement Hwy 66 and Coal Ave	FP-NMG Dist Mains-Replace	380.0	$ -	$ -	$ -	$ -	$ -	$ -	$ -	$ -
3500	601001841	TEMP	Electronic Field Data Capture (EFDC) - Year 6	FP-NMG Intangible	303.3	$ -	$ -	$ -	$ -	$ -	$ -	$ -	$ -
3501	601001842	TEMP	Electronic Field Data Capture (EFDC) - Year 7	FP-NMG Intangible	303.3	$ -	$ -	$ -	$ -	$ -	$ -	$ -	$ -
3502	T680001843	TEMP	CG at Pot Mesa interconnect station	FP-NMG Transm Specific-Replace	367.1	$ -	$ -	$ -	$ -	$ -	$ -	$ -	$ -
3503	T680001843	TEMP	CG at Pot Mesa interconnect station	FP-NMG Transm Specific-Replace	368.0	$ -	$ -	$ -	$ -	$ -	$ -	$ -	$ -
3504	T680001843	TEMP	CG at Pot Mesa interconnect station	FP-NMG Transm Specific-Replace	369.0	$ -	$ -	$ -	$ -	$ -	$ -	$ -	$ -
3505	T601001844	NEW-15591	Mainline Portable Compressor for Decompression-	FP-NMG Transm Stations-New	369.0	$ -	$ -	$ -	$ -	$ -	$ -	$ -	$ -
3506	T610001845	TEMP	Air Start Compressor at Redondo	FP-NMG Transm Stations-Replace	368.0	$ -	$ -	$ -	$ -	$ -	$ -	$ -	$ -
3507	T610001845	TEMP	Air Start Compressor at Redondo	FP-NMG Transm Stations-Replace	369.0	$ -	$ -	$ -	$ -	$ -	$ -	$ -	$ -
3508	T610001846	TEMP	Rio Puerco Kinder Morgan Meter Replacement	FP-NMG Transm Stations-Replace	368.0	$ -	$ -	$ -	$ -	$ -	$ -	$ -	$ -
3509	T610001846	TEMP	Rio Puerco Kinder Morgan Meter Replacement	FP-NMG Transm Stations-Replace	369.0	$ -	$ -	$ -	$ -	$ -	$ -	$ -	$ -
3510	T621001847	PRE-09948	Erosion Mitigation TorC ML MP 32.6 Mats	FP-NMG Transm Specific-Replace	367.1	$ -	$ -	$ -	$ -	$ -	$ -	$ -	$ -
3511	T621001847	PRE-09948	Erosion Mitigation TorC ML MP 32.6 Mats	FP-NMG Transm Specific-Replace	368.0	$ -	$ -	$ -	$ -	$ -	$ -	$ -	$ -
3512	T621001847	PRE-09948	Erosion Mitigation TorC ML MP 32.6 Mats	FP-NMG Transm Specific-Replace	369.0	$ -	$ -	$ -	$ -	$ -	$ -	$ -	$ -
3513	601001848	TEMP	Customer Digitalization	FP-NMG Intangible	303.3	$ -	$ -	$ -	$ -	$ -	$ -	$ -	$ -
3514	T610001849	NEW-15562	Air Start Compressor at Espejo	FP-NMG Transm Stations-New	369.0	$ -	$ -	$ -	$ -	$ -	$ -	$ -	$ -
3515	610001850	TEMP	Solano Main Lowering	FP-NMG Dist Specific-Replace	376.1	$ -	$ -	$ -	$ -	$ -	$ -	$ -	$ -
3516	610001850	TEMP	Solano Main Lowering	FP-NMG Dist Specific-Replace	376.2	$ -	$ -	$ -	$ -	$ -	$ -	$ -	$ -
3517	610001850	TEMP	Solano Main Lowering	FP-NMG Dist Specific-Replace	376.4	$ -	$ -	$ -	$ -	$ -	$ -	$ -	$ -
3518	610001850	TEMP	Solano Main Lowering	FP-NMG Dist Specific-Replace	380.0	$ -	$ -	$ -	$ -	$ -	$ -	$ -	$ -
3519	601001851	NCP-16169	2 Units AMLS - ABB	FP-NMG Office Furn & Equip	391.2	$ -	$ -	$ -	$ -	$ -	$ -	$ -	$ -
3520	601001851	NCP-16169	2 Units AMLS - ABB	FP-NMG Office Furn & Equip	397.0	$ -	$ -	$ -	$ -	$ -	$ -	$ -	$ -
3521	601001851	NCP-16169	2 Units AMLS - ABB	FP-NMG Office Furn & Equip	398.0	$ -	$ -	$ -	$ -	$ -	$ -	$ -	$ -
3522	T624001852	PRE-10029	Replace Inlet Valve at Hobbs North, Lovington ML	FP-NMG Transm Stations-Replace	368.0	$ -	$ -	$ -	$ -	$ -	$ -	$ -	$ -
3523	T624001852	PRE-10029	Replace Inlet Valve at Hobbs North, Lovington ML	FP-NMG Transm Stations-Replace	369.0	$ -	$ -	$ -	$ -	$ -	$ -	$ -	$ -
3524	T610001853	NEW-15564	Air Start Compressor at Redondo	FP-NMG Transm Stations-New	369.0	$ -	$ -	$ -	$ -	$ -	$ -	$ -	$ -
3525	T680001854	NEW-15565	Air Start Compressor at Star Lake	FP-NMG Transm Stations-New	369.0	$ -	$ -	$ -	$ -	$ -	$ -	$ -	$ -
3526	T624001855	PRE-09933	Replace Meter at NM Salt	FP-NMG Transm Stations-Replace	368.0	$ -	$ -	$ -	$ -	$ -	$ -	$ -	$ -
3527	T624001855	PRE-09933	Replace Meter at NM Salt	FP-NMG Transm Stations-Replace	369.0	$ -	$ -	$ -	$ -	$ -	$ -	$ -	$ -
3528	T624001856	NEW-15563	Air Start Compressor at Lea County	FP-NMG Transm Stations-New	369.0	$ -	$ -	$ -	$ -	$ -	$ -	$ -	$ -
3529	T610001857	TEMP	Air Start Compressor at Cabezon	FP-NMG Transm Specifics-New	367.1	$ -	$ -	$ -	$ -	$ -	$ -	$ -	$ -
3530	T610001857	TEMP	Air Start Compressor at Cabezon	FP-NMG Transm Specifics-New	368.0	$ -	$ -	$ -	$ -	$ -	$ -	$ -	$ -
3531	T610001857	TEMP	Air Start Compressor at Cabezon	FP-NMG Transm Specifics-New	369.0	$ -	$ -	$ -	$ -	$ -	$ -	$ -	$ -

NEW MEXICO GAS COMPANY, INC.

Plant Gross Activity
Base Period - 12 Months Ending March 31, 2023
Future Test Year - 12 Months Ending September 30, 2025

	A	B	C	D	E	F	G	H	I	J	K	L
3	Investment Number	FP Number	Investment Name	FP Type	FERC Account	4/30/2023	5/31/2023	6/30/2023	7/31/2023	8/31/2023	9/30/2023	10/31/2023
3532	629001858	NEW-15568	SE AMR Installation	FP-NMG Dist Specifics-New	376.1	$ -	$ -	$ -	$ -	$ -	$ -	$ -
3533	629001858	NEW-15568	SE AMR Installation	FP-NMG Dist Specifics-New	376.2	$ -	$ -	$ -	$ -	$ -	$ -	$ -
3534	629001858	NEW-15568	SE AMR Installation	FP-NMG Dist Specifics-New	376.4	$ -	$ -	$ -	$ -	$ -	$ -	$ -
3535	632001859	TEMP	SLC Camino Doce Replacement	FP-NMG Dist Specific-Replace	376.1	$ -	$ -	$ -	$ -	$ -	$ -	$ -
3536	632001859	TEMP	SLC Camino Doce Replacement	FP-NMG Dist Specific-Replace	376.2	$ -	$ -	$ -	$ -	$ -	$ -	$ -
3537	632001859	TEMP	SLC Camino Doce Replacement	FP-NMG Dist Specific-Replace	376.4	$ -	$ -	$ -	$ -	$ -	$ -	$ -
3538	632001859	TEMP	SLC Camino Doce Replacement	FP-NMG Dist Specific-Replace	380.0	$ -	$ -	$ -	$ -	$ -	$ -	$ -
3539	660001860	TEMP	NC Santa Fe - Old SF Trail Service Replacement (Phase 2)	FP-NMG Dist Services-Replace	380.0	$ -	$ -	$ -	$ -	$ -	$ -	$ -
3540	660001860	TEMP	NC Santa Fe - Old SF Trail Service Replacement (Phase 2)	FP-NMG Dist Services-Replace	380.1	$ -	$ -	$ -	$ -	$ -	$ -	$ -
3541	626001861	NEW-15569	Eastern AMR Installation	FP-NMG Dist Specifics-New	376.1	$ -	$ -	$ 238,660	$ -	$ -	$ 359,410	$ -
3542	626001861	NEW-15569	Eastern AMR Installation	FP-NMG Dist Specifics-New	376.2	$ -	$ -	$ 185,624	$ -	$ -	$ 279,541	$ -
3543	626001861	NEW-15569	Eastern AMR Installation	FP-NMG Dist Specifics-New	376.4	$ -	$ -	$ 106,071	$ -	$ -	$ 159,738	$ -
3544	660001862	TEMP	NC Santa Fe - Old SF Trail Main Replacement (Phase 2)	FP-NMG Dist Specific-Replace	376.1	$ -	$ -	$ -	$ -	$ -	$ -	$ -
3545	660001862	TEMP	NC Santa Fe - Old SF Trail Main Replacement (Phase 2)	FP-NMG Dist Specific-Replace	376.2	$ -	$ -	$ -	$ -	$ -	$ -	$ -
3546	660001862	TEMP	NC Santa Fe - Old SF Trail Main Replacement (Phase 2)	FP-NMG Dist Specific-Replace	376.4	$ -	$ -	$ -	$ -	$ -	$ -	$ -
3547	660001862	TEMP	NC Santa Fe - Old SF Trail Main Replacement (Phase 2)	FP-NMG Dist Specific-Replace	380.0	$ -	$ -	$ -	$ -	$ -	$ -	$ -
3548	662001863	NEW-15703	North Central AMR Installation	FP-NMG Dist Specifics-New	376.1	$ -	$ -	$ 246,631	$ -	$ -	$ 132,580	$ -
3549	662001863	NEW-15703	North Central AMR Installation	FP-NMG Dist Specifics-New	376.2	$ -	$ -	$ 191,824	$ -	$ -	$ 103,118	$ -
3550	662001863	NEW-15703	North Central AMR Installation	FP-NMG Dist Specifics-New	376.4	$ -	$ -	$ 109,614	$ -	$ -	$ 58,925	$ -
3551	660001864	TEMP	NC Santa Fe - Old SF Trail Main Replacement (Phase 3)	FP-NMG Dist Specific-Replace	376.1	$ -	$ -	$ -	$ -	$ -	$ -	$ -
3552	660001864	TEMP	NC Santa Fe - Old SF Trail Main Replacement (Phase 3)	FP-NMG Dist Specific-Replace	376.2	$ -	$ -	$ -	$ -	$ -	$ -	$ -
3553	660001864	TEMP	NC Santa Fe - Old SF Trail Main Replacement (Phase 3)	FP-NMG Dist Specific-Replace	376.4	$ -	$ -	$ -	$ -	$ -	$ -	$ -
3554	660001864	TEMP	NC Santa Fe - Old SF Trail Main Replacement (Phase 3)	FP-NMG Dist Specific-Replace	380.0	$ -	$ -	$ -	$ -	$ -	$ -	$ -
3555	620001865	PRE-09900	ART - Bare Main Replacement Freeman Ave 7-inch Phase II	FP-NMG Dist Specific-Replace	376.1	$ -	$ -	$ -	$ 17,252	$ -	$ -	$ -
3556	620001865	PRE-09900	ART - Bare Main Replacement Freeman Ave 7-inch Phase II	FP-NMG Dist Specific-Replace	376.2	$ -	$ -	$ -	$ 120,764	$ -	$ -	$ -
3557	620001865	PRE-09900	ART - Bare Main Replacement Freeman Ave 7-inch Phase II	FP-NMG Dist Specific-Replace	376.4	$ -	$ -	$ -	$ 8,626	$ -	$ -	$ -
3558	620001865	PRE-09900	ART - Bare Main Replacement Freeman Ave 7-inch Phase II	FP-NMG Dist Specific-Replace	380.0	$ -	$ -	$ -	$ 25,878	$ -	$ -	$ -
3559	T680001866	TEMP	Erosion Mitigation - Brazos - MP 10.5 Mats	FP-NMG Transm Specific-Replace	367.1	$ -	$ -	$ -	$ -	$ -	$ -	$ -
3560	T680001866	TEMP	Erosion Mitigation - Brazos - MP 10.5 Mats	FP-NMG Transm Specific-Replace	368.0	$ -	$ -	$ -	$ -	$ -	$ -	$ -
3561	T680001866	TEMP	Erosion Mitigation - Brazos - MP 10.5 Mats	FP-NMG Transm Specific-Replace	369.0	$ -	$ -	$ -	$ -	$ -	$ -	$ -
3562	T680001867	PRE-09920	Erosion Mitigation - Brazos - MP 11.6 Mats	FP-NMG Transm Specific-Replace	367.1	$ -	$ -	$ -	$ -	$ -	$ -	$ -
3563	T680001867	PRE-09920	Erosion Mitigation - Brazos - MP 11.6 Mats	FP-NMG Transm Specific-Replace	368.0	$ -	$ -	$ -	$ -	$ -	$ -	$ -
3564	T680001867	PRE-09920	Erosion Mitigation - Brazos - MP 11.6 Mats	FP-NMG Transm Specific-Replace	369.0	$ -	$ -	$ -	$ -	$ -	$ -	$ -
3565	660001868	TEMP	NC Santa Fe - Old SF Trail Service Replacement (Phase 3)	FP-NMG Dist Services-Replace	380.0	$ -	$ -	$ -	$ -	$ -	$ -	$ -
3566	660001868	TEMP	NC Santa Fe - Old SF Trail Service Replacement (Phase 3)	FP-NMG Dist Services-Replace	380.1	$ -	$ -	$ -	$ -	$ -	$ -	$ -
3567	629001869	PRE-09931	ROS - Bare Main Replacement Shawnee & Cherokee	FP-NMG Dist Specific-Replace	376.1	$ -	$ -	$ 28,638	$ -	$ -	$ -	$ -
3568	629001869	PRE-09931	ROS - Bare Main Replacement Shawnee & Cherokee	FP-NMG Dist Specific-Replace	376.2	$ -	$ -	$ 200,467	$ -	$ -	$ -	$ -
3569	629001869	PRE-09931	ROS - Bare Main Replacement Shawnee & Cherokee	FP-NMG Dist Specific-Replace	376.4	$ -	$ -	$ 14,319	$ -	$ -	$ -	$ -
3570	629001869	PRE-09931	ROS - Bare Main Replacement Shawnee & Cherokee	FP-NMG Dist Specific-Replace	380.0	$ -	$ -	$ 42,957	$ -	$ -	$ -	$ -
3571	T660001870	PRE-09921	Erosion Mitigation Los Alamos DOE 12-inch 600 MP 93.3 Mats	FP-NMG Transm Specific-Replace	367.1	$ -	$ -	$ -	$ -	$ -	$ -	$ -
3572	T660001870	PRE-09921	Erosion Mitigation Los Alamos DOE 12-inch 600 MP 93.3 Mats	FP-NMG Transm Specific-Replace	368.0	$ -	$ -	$ -	$ -	$ -	$ -	$ -
3573	T660001870	PRE-09921	Erosion Mitigation Los Alamos DOE 12-inch 600 MP 93.3 Mats	FP-NMG Transm Specific-Replace	369.0	$ -	$ -	$ -	$ -	$ -	$ -	$ -
3574	T660001871	PRE-09988	Erosion Mitigation Royal Trading MP 1 Mats	FP-NMG Transm Specific-Replace	367.1	$ -	$ -	$ -	$ -	$ -	$ -	$ -
3575	T660001871	PRE-09988	Erosion Mitigation Royal Trading MP 1 Mats	FP-NMG Transm Specific-Replace	368.0	$ -	$ -	$ -	$ -	$ -	$ -	$ -
3576	T660001871	PRE-09988	Erosion Mitigation Royal Trading MP 1 Mats	FP-NMG Transm Specific-Replace	369.0	$ -	$ -	$ -	$ -	$ -	$ -	$ -
3577	T660001872	TEMP	Erosion Mitigation Royal Trading MP 2.5 Mats	FP-NMG Transm Specific-Replace	367.1	$ -	$ -	$ -	$ -	$ -	$ -	$ -
3578	T660001872	TEMP	Erosion Mitigation Royal Trading MP 2.5 Mats	FP-NMG Transm Specific-Replace	368.0	$ -	$ -	$ -	$ -	$ -	$ -	$ -
3579	T660001872	TEMP	Erosion Mitigation Royal Trading MP 2.5 Mats	FP-NMG Transm Specific-Replace	369.0	$ -	$ -	$ -	$ -	$ -	$ -	$ -
3580	T660001873	PRE-10028	Replace GC at LA Tech #4	FP-NMG Transm Stations-Replace	368.0	$ -	$ -	$ -	$ -	$ -	$ -	$ -
3581	T660001873	PRE-10028	Replace GC at LA Tech #4	FP-NMG Transm Stations-Replace	369.0	$ -	$ -	$ -	$ -	$ -	$ -	$ -
3582	T680001874	PRE-09993	Erosion Mitigation Brazos ML MP 0.5	FP-NMG Transm Specific-Replace	367.1	$ -	$ -	$ -	$ -	$ -	$ -	$ -
3583	T680001874	PRE-09993	Erosion Mitigation Brazos ML MP 0.5	FP-NMG Transm Specific-Replace	368.0	$ -	$ -	$ -	$ -	$ -	$ -	$ -
3584	T680001874	PRE-09993	Erosion Mitigation Brazos ML MP 0.5	FP-NMG Transm Specific-Replace	369.0	$ -	$ -	$ -	$ -	$ -	$ -	$ -
3585	T624001875	PRE-10030	Replace Inlet Valve at Lea County Compressor Station	FP-NMG Transm Stations-Replace	368.0	$ -	$ -	$ -	$ -	$ -	$ -	$ -
3586	T624001875	PRE-10030	Replace Inlet Valve at Lea County Compressor Station	FP-NMG Transm Stations-Replace	369.0	$ -	$ -	$ -	$ -	$ -	$ -	$ -
3587	T680001876	PRE-09945	Erosion Mitigation Brazos ML MP 4.01 Mats	FP-NMG Transm Specific-Replace	367.1	$ -	$ -	$ -	$ -	$ -	$ -	$ -

NEW MEXICO GAS COMPANY, INC.

Plant Gross Activity
Base Period - 12 Months Ending March 31, 2023
Future Test Year - 12 Months Ending September 30, 2025

	A	B	C	D	E	M	N	O	P	Q	R	S	T
3	Investment Number	FP Number	Investment Name	FP Type	FERC Account	11/30/2023	12/31/2023	1/31/2024	2/29/2024	3/31/2024	4/30/2024	5/31/2024	6/30/2024
3532	629001858	NEW-15568	SE AMR Installation	FP-NMG Dist Specifics-New	376.1	$ -	$ -	$ -	$ -	$ -	$ -	$ -	$ -
3533	629001858	NEW-15568	SE AMR Installation	FP-NMG Dist Specifics-New	376.2	$ -	$ -	$ -	$ -	$ -	$ -	$ -	$ -
3534	629001858	NEW-15568	SE AMR Installation	FP-NMG Dist Specifics-New	376.4	$ -	$ -	$ -	$ -	$ -	$ -	$ -	$ -
3535	632001859	TEMP	SLC Camino Doce Replacement	FP-NMG Dist Specific-Replace	376.1	$ -	$ -	$ -	$ -	$ -	$ -	$ -	$ -
3536	632001859	TEMP	SLC Camino Doce Replacement	FP-NMG Dist Specific-Replace	376.2	$ -	$ -	$ -	$ -	$ -	$ -	$ -	$ -
3537	632001859	TEMP	SLC Camino Doce Replacement	FP-NMG Dist Specific-Replace	376.4	$ -	$ -	$ -	$ -	$ -	$ -	$ -	$ -
3538	632001859	TEMP	SLC Camino Doce Replacement	FP-NMG Dist Specific-Replace	380.0	$ -	$ -	$ -	$ -	$ -	$ -	$ -	$ -
3539	660001860	TEMP	NC Santa Fe - Old SF Trail Service Replacement (Phase 2)	FP-NMG Dist Services-Replace	380.0	$ -	$ -	$ -	$ -	$ -	$ -	$ -	$ -
3540	660001860	TEMP	NC Santa Fe - Old SF Trail Service Replacement (Phase 2)	FP-NMG Dist Services-Replace	380.1	$ -	$ -	$ -	$ -	$ -	$ -	$ -	$ -
3541	626001861	NEW-15569	Eastern AMR Installation	FP-NMG Dist Specifics-New	376.1	$ -	$ 150,793	$ -	$ -	$ 72,567	$ -	$ -	$ 135,997
3542	626001861	NEW-15569	Eastern AMR Installation	FP-NMG Dist Specifics-New	376.2	$ -	$ 117,284	$ -	$ -	$ 56,441	$ -	$ -	$ 105,775
3543	626001861	NEW-15569	Eastern AMR Installation	FP-NMG Dist Specifics-New	376.4	$ -	$ 67,019	$ -	$ -	$ 32,252	$ -	$ -	$ 60,443
3544	660001862	TEMP	NC Santa Fe - Old SF Trail Main Replacement (Phase 2)	FP-NMG Dist Specific-Replace	376.1	$ -	$ -	$ -	$ -	$ -	$ -	$ -	$ -
3545	660001862	TEMP	NC Santa Fe - Old SF Trail Main Replacement (Phase 2)	FP-NMG Dist Specific-Replace	376.2	$ -	$ -	$ -	$ -	$ -	$ -	$ -	$ -
3546	660001862	TEMP	NC Santa Fe - Old SF Trail Main Replacement (Phase 2)	FP-NMG Dist Specific-Replace	376.4	$ -	$ -	$ -	$ -	$ -	$ -	$ -	$ -
3547	660001862	TEMP	NC Santa Fe - Old SF Trail Main Replacement (Phase 2)	FP-NMG Dist Specific-Replace	380.0	$ -	$ -	$ -	$ -	$ -	$ -	$ -	$ -
3548	662001863	NEW-15703	North Central AMR Installation	FP-NMG Dist Specifics-New	376.1	$ -	$ 399,896	$ -	$ -	$ 435,004	$ -	$ -	$ 595,855
3549	662001863	NEW-15703	North Central AMR Installation	FP-NMG Dist Specifics-New	376.2	$ -	$ 311,030	$ -	$ -	$ 338,336	$ -	$ -	$ 463,443
3550	662001863	NEW-15703	North Central AMR Installation	FP-NMG Dist Specifics-New	376.4	$ -	$ 177,731	$ -	$ -	$ 193,335	$ -	$ -	$ 264,824
3551	660001864	TEMP	NC Santa Fe - Old SF Trail Main Replacement (Phase 3)	FP-NMG Dist Specific-Replace	376.1	$ -	$ -	$ -	$ -	$ -	$ -	$ -	$ -
3552	660001864	TEMP	NC Santa Fe - Old SF Trail Main Replacement (Phase 3)	FP-NMG Dist Specific-Replace	376.2	$ -	$ -	$ -	$ -	$ -	$ -	$ -	$ -
3553	660001864	TEMP	NC Santa Fe - Old SF Trail Main Replacement (Phase 3)	FP-NMG Dist Specific-Replace	376.4	$ -	$ -	$ -	$ -	$ -	$ -	$ -	$ -
3554	660001864	TEMP	NC Santa Fe - Old SF Trail Main Replacement (Phase 3)	FP-NMG Dist Specific-Replace	380.0	$ -	$ -	$ -	$ -	$ -	$ -	$ -	$ -
3555	620001865	PRE-09900	ART - Bare Main Replacement Freeman Ave 7-inch Phase II	FP-NMG Dist Specific-Replace	376.1	$ -	$ -	$ -	$ -	$ -	$ -	$ -	$ -
3556	620001865	PRE-09900	ART - Bare Main Replacement Freeman Ave 7-inch Phase II	FP-NMG Dist Specific-Replace	376.2	$ -	$ -	$ -	$ -	$ -	$ -	$ -	$ -
3557	620001865	PRE-09900	ART - Bare Main Replacement Freeman Ave 7-inch Phase II	FP-NMG Dist Specific-Replace	376.4	$ -	$ -	$ -	$ -	$ -	$ -	$ -	$ -
3558	620001865	PRE-09900	ART - Bare Main Replacement Freeman Ave 7-inch Phase II	FP-NMG Dist Specific-Replace	380.0	$ -	$ -	$ -	$ -	$ -	$ -	$ -	$ -
3559	T680001866	TEMP	Erosion Mitigation - Brazos - MP 10.5 Mats	FP-NMG Transm Specific-Replace	367.1	$ -	$ -	$ -	$ -	$ -	$ -	$ -	$ -
3560	T680001866	TEMP	Erosion Mitigation - Brazos - MP 10.5 Mats	FP-NMG Transm Specific-Replace	368.0	$ -	$ -	$ -	$ -	$ -	$ -	$ -	$ -
3561	T680001866	TEMP	Erosion Mitigation - Brazos - MP 10.5 Mats	FP-NMG Transm Specific-Replace	369.0	$ -	$ -	$ -	$ -	$ -	$ -	$ -	$ -
3562	T680001867	PRE-09920	Erosion Mitigation - Brazos - MP 11.6 Mats	FP-NMG Transm Specific-Replace	367.1	$ -	$ -	$ -	$ -	$ -	$ -	$ -	$ -
3563	T680001867	PRE-09920	Erosion Mitigation - Brazos - MP 11.6 Mats	FP-NMG Transm Specific-Replace	368.0	$ -	$ -	$ -	$ -	$ -	$ -	$ -	$ -
3564	T680001867	PRE-09920	Erosion Mitigation - Brazos - MP 11.6 Mats	FP-NMG Transm Specific-Replace	369.0	$ -	$ -	$ -	$ -	$ -	$ -	$ -	$ -
3565	660001868	TEMP	NC Santa Fe - Old SF Trail Service Replacement (Phase 3)	FP-NMG Dist Services-Replace	380.0	$ -	$ -	$ -	$ -	$ -	$ -	$ -	$ -
3566	660001868	TEMP	NC Santa Fe - Old SF Trail Service Replacement (Phase 3)	FP-NMG Dist Services-Replace	380.1	$ -	$ -	$ -	$ -	$ -	$ -	$ -	$ -
3567	629001869	PRE-09931	ROS - Bare Main Replacement Shawnee & Cherokee	FP-NMG Dist Specific-Replace	376.1	$ -	$ -	$ -	$ -	$ -	$ -	$ -	$ -
3568	629001869	PRE-09931	ROS - Bare Main Replacement Shawnee & Cherokee	FP-NMG Dist Specific-Replace	376.2	$ -	$ -	$ -	$ -	$ -	$ -	$ -	$ -
3569	629001869	PRE-09931	ROS - Bare Main Replacement Shawnee & Cherokee	FP-NMG Dist Specific-Replace	376.4	$ -	$ -	$ -	$ -	$ -	$ -	$ -	$ -
3570	629001869	PRE-09931	ROS - Bare Main Replacement Shawnee & Cherokee	FP-NMG Dist Specific-Replace	380.0	$ -	$ -	$ -	$ -	$ -	$ -	$ -	$ -
3571	T660001870	PRE-09921	Erosion Mitigation Los Alamos DOE 12-inch 600 MP 93.3 Mats	FP-NMG Transm Specific-Replace	367.1	$ -	$ -	$ -	$ -	$ -	$ -	$ -	$ -
3572	T660001870	PRE-09921	Erosion Mitigation Los Alamos DOE 12-inch 600 MP 93.3 Mats	FP-NMG Transm Specific-Replace	368.0	$ -	$ -	$ -	$ -	$ -	$ -	$ -	$ -
3573	T660001870	PRE-09921	Erosion Mitigation Los Alamos DOE 12-inch 600 MP 93.3 Mats	FP-NMG Transm Specific-Replace	369.0	$ -	$ -	$ -	$ -	$ -	$ -	$ -	$ -
3574	T660001871	PRE-09988	Erosion Mitigation Royal Trading MP 1 Mats	FP-NMG Transm Specific-Replace	367.1	$ -	$ -	$ -	$ -	$ -	$ -	$ -	$ -
3575	T660001871	PRE-09988	Erosion Mitigation Royal Trading MP 1 Mats	FP-NMG Transm Specific-Replace	368.0	$ -	$ -	$ -	$ -	$ -	$ -	$ -	$ -
3576	T660001871	PRE-09988	Erosion Mitigation Royal Trading MP 1 Mats	FP-NMG Transm Specific-Replace	369.0	$ -	$ -	$ -	$ -	$ -	$ -	$ -	$ -
3577	T660001872	TEMP	Erosion Mitigation Royal Trading MP 2.5 Mats	FP-NMG Transm Specific-Replace	367.1	$ -	$ -	$ -	$ -	$ -	$ -	$ -	$ -
3578	T660001872	TEMP	Erosion Mitigation Royal Trading MP 2.5 Mats	FP-NMG Transm Specific-Replace	368.0	$ -	$ -	$ -	$ -	$ -	$ -	$ -	$ -
3579	T660001872	TEMP	Erosion Mitigation Royal Trading MP 2.5 Mats	FP-NMG Transm Specific-Replace	369.0	$ -	$ -	$ -	$ -	$ -	$ -	$ -	$ -
3580	T660001873	PRE-10028	Replace GC at LA Tech #4	FP-NMG Transm Stations-Replace	368.0	$ -	$ -	$ -	$ -	$ -	$ -	$ -	$ -
3581	T660001873	PRE-10028	Replace GC at LA Tech #4	FP-NMG Transm Stations-Replace	369.0	$ -	$ -	$ -	$ -	$ -	$ -	$ -	$ -
3582	T680001874	PRE-09993	Erosion Mitigation Brazos ML MP 0.5	FP-NMG Transm Specific-Replace	367.1	$ -	$ -	$ -	$ -	$ -	$ -	$ -	$ -
3583	T680001874	PRE-09993	Erosion Mitigation Brazos ML MP 0.5	FP-NMG Transm Specific-Replace	368.0	$ -	$ -	$ -	$ -	$ -	$ -	$ -	$ -
3584	T680001874	PRE-09993	Erosion Mitigation Brazos ML MP 0.5	FP-NMG Transm Specific-Replace	369.0	$ -	$ -	$ -	$ -	$ -	$ -	$ -	$ -
3585	T624001875	PRE-10030	Replace Inlet Valve at Lea County Compressor Station	FP-NMG Transm Stations-Replace	368.0	$ -	$ -	$ -	$ -	$ -	$ -	$ -	$ -
3586	T624001875	PRE-10030	Replace Inlet Valve at Lea County Compressor Station	FP-NMG Transm Stations-Replace	369.0	$ -	$ -	$ -	$ -	$ -	$ -	$ -	$ -
3587	T680001876	PRE-09945	Erosion Mitigation Brazos ML MP 4.01 Mats	FP-NMG Transm Specific-Replace	367.1	$ -	$ -	$ -	$ -	$ -	$ -	$ -	$ -

NEW MEXICO GAS COMPANY, INC.

Plant Gross Activity
Base Period - 12 Months Ending March 31, 2023
Future Test Year - 12 Months Ending September 30, 2025

	A	B	C	D	E	U	V	W	X	Y	Z	AA
3	Investment Number	FP Number	Investment Name	FP Type	FERC Account	7/31/2024	8/31/2024	9/30/2024	10/31/2024	11/30/2024	12/31/2024	1/31/2025
3532	629001858	NEW-15568	SE AMR Installation	FP-NMG Dist Specifics-New	376.1	$ -	$ -	$ -	$ -	$ -	$ -	$ -
3533	629001858	NEW-15568	SE AMR Installation	FP-NMG Dist Specifics-New	376.2	$ -	$ -	$ -	$ -	$ -	$ -	$ -
3534	629001858	NEW-15568	SE AMR Installation	FP-NMG Dist Specifics-New	376.4	$ -	$ -	$ -	$ -	$ -	$ -	$ -
3535	632001859	TEMP	SLC Camino Doce Replacement	FP-NMG Dist Specific-Replace	376.1	$ -	$ -	$ -	$ -	$ -	$ -	$ -
3536	632001859	TEMP	SLC Camino Doce Replacement	FP-NMG Dist Specific-Replace	376.2	$ -	$ -	$ -	$ -	$ -	$ -	$ -
3537	632001859	TEMP	SLC Camino Doce Replacement	FP-NMG Dist Specific-Replace	376.4	$ -	$ -	$ -	$ -	$ -	$ -	$ -
3538	632001859	TEMP	SLC Camino Doce Replacement	FP-NMG Dist Specific-Replace	380.0	$ -	$ -	$ -	$ -	$ -	$ -	$ -
3539	660001860	TEMP	NC Santa Fe - Old SF Trail Service Replacement (Phase 2)	FP-NMG Dist Services-Replace	380.0	$ -	$ -	$ -	$ -	$ -	$ -	$ -
3540	660001860	TEMP	NC Santa Fe - Old SF Trail Service Replacement (Phase 2)	FP-NMG Dist Services-Replace	380.1	$ -	$ -	$ -	$ -	$ -	$ -	$ -
3541	626001861	NEW-15569	Eastern AMR Installation	FP-NMG Dist Specifics-New	376.1	$ -	$ -	$ 122,670	$ -	$ -	$ 177,293	$ -
3542	626001861	NEW-15569	Eastern AMR Installation	FP-NMG Dist Specifics-New	376.2	$ -	$ -	$ 95,410	$ -	$ -	$ 137,895	$ -
3543	626001861	NEW-15569	Eastern AMR Installation	FP-NMG Dist Specifics-New	376.4	$ -	$ -	$ 54,520	$ -	$ -	$ 78,797	$ -
3544	660001862	TEMP	NC Santa Fe - Old SF Trail Main Replacement (Phase 2)	FP-NMG Dist Specific-Replace	376.1	$ -	$ -	$ -	$ -	$ -	$ -	$ -
3545	660001862	TEMP	NC Santa Fe - Old SF Trail Main Replacement (Phase 2)	FP-NMG Dist Specific-Replace	376.2	$ -	$ -	$ -	$ -	$ -	$ -	$ -
3546	660001862	TEMP	NC Santa Fe - Old SF Trail Main Replacement (Phase 2)	FP-NMG Dist Specific-Replace	376.4	$ -	$ -	$ -	$ -	$ -	$ -	$ -
3547	660001862	TEMP	NC Santa Fe - Old SF Trail Main Replacement (Phase 2)	FP-NMG Dist Specific-Replace	380.0	$ -	$ -	$ -	$ -	$ -	$ -	$ -
3548	662001863	NEW-15703	North Central AMR Installation	FP-NMG Dist Specifics-New	376.1	$ -	$ -	$ 516,769	$ -	$ -	$ 560,828	$ -
3549	662001863	NEW-15703	North Central AMR Installation	FP-NMG Dist Specifics-New	376.2	$ -	$ -	$ 401,932	$ -	$ -	$ 436,200	$ -
3550	662001863	NEW-15703	North Central AMR Installation	FP-NMG Dist Specifics-New	376.4	$ -	$ -	$ 229,675	$ -	$ -	$ 249,257	$ -
3551	660001864	TEMP	NC Santa Fe - Old SF Trail Main Replacement (Phase 3)	FP-NMG Dist Specific-Replace	376.1	$ -	$ -	$ -	$ -	$ -	$ -	$ -
3552	660001864	TEMP	NC Santa Fe - Old SF Trail Main Replacement (Phase 3)	FP-NMG Dist Specific-Replace	376.2	$ -	$ -	$ -	$ -	$ -	$ -	$ -
3553	660001864	TEMP	NC Santa Fe - Old SF Trail Main Replacement (Phase 3)	FP-NMG Dist Specific-Replace	376.4	$ -	$ -	$ -	$ -	$ -	$ -	$ -
3554	660001864	TEMP	NC Santa Fe - Old SF Trail Main Replacement (Phase 3)	FP-NMG Dist Specific-Replace	380.0	$ -	$ -	$ -	$ -	$ -	$ -	$ -
3555	620001865	PRE-09900	ART - Bare Main Replacement Freeman Ave 7-inch Phase II	FP-NMG Dist Specific-Replace	376.1	$ -	$ -	$ -	$ -	$ -	$ -	$ -
3556	620001865	PRE-09900	ART - Bare Main Replacement Freeman Ave 7-inch Phase II	FP-NMG Dist Specific-Replace	376.2	$ -	$ -	$ -	$ -	$ -	$ -	$ -
3557	620001865	PRE-09900	ART - Bare Main Replacement Freeman Ave 7-inch Phase II	FP-NMG Dist Specific-Replace	376.4	$ -	$ -	$ -	$ -	$ -	$ -	$ -
3558	620001865	PRE-09900	ART - Bare Main Replacement Freeman Ave 7-inch Phase II	FP-NMG Dist Specific-Replace	380.0	$ -	$ -	$ -	$ -	$ -	$ -	$ -
3559	T680001866	TEMP	Erosion Mitigation - Brazos - MP 10.5 Mats	FP-NMG Transm Specific-Replace	367.1	$ -	$ -	$ -	$ -	$ -	$ -	$ -
3560	T680001866	TEMP	Erosion Mitigation - Brazos - MP 10.5 Mats	FP-NMG Transm Specific-Replace	368.0	$ -	$ -	$ -	$ -	$ -	$ -	$ -
3561	T680001866	TEMP	Erosion Mitigation - Brazos - MP 10.5 Mats	FP-NMG Transm Specific-Replace	369.0	$ -	$ -	$ -	$ -	$ -	$ -	$ -
3562	T680001867	PRE-09920	Erosion Mitigation - Brazos - MP 11.6 Mats	FP-NMG Transm Specific-Replace	367.1	$ -	$ -	$ -	$ -	$ -	$ -	$ -
3563	T680001867	PRE-09920	Erosion Mitigation - Brazos - MP 11.6 Mats	FP-NMG Transm Specific-Replace	368.0	$ -	$ -	$ -	$ -	$ -	$ -	$ -
3564	T680001867	PRE-09920	Erosion Mitigation - Brazos - MP 11.6 Mats	FP-NMG Transm Specific-Replace	369.0	$ -	$ -	$ -	$ -	$ -	$ -	$ -
3565	660001868	TEMP	NC Santa Fe - Old SF Trail Service Replacement (Phase 3)	FP-NMG Dist Services-Replace	380.0	$ -	$ -	$ -	$ -	$ -	$ -	$ -
3566	660001868	TEMP	NC Santa Fe - Old SF Trail Service Replacement (Phase 3)	FP-NMG Dist Services-Replace	380.1	$ -	$ -	$ -	$ -	$ -	$ -	$ -
3567	629001869	PRE-09931	ROS - Bare Main Replacement Shawnee & Cherokee	FP-NMG Dist Specific-Replace	376.1	$ -	$ -	$ -	$ -	$ -	$ -	$ -
3568	629001869	PRE-09931	ROS - Bare Main Replacement Shawnee & Cherokee	FP-NMG Dist Specific-Replace	376.2	$ -	$ -	$ -	$ -	$ -	$ -	$ -
3569	629001869	PRE-09931	ROS - Bare Main Replacement Shawnee & Cherokee	FP-NMG Dist Specific-Replace	376.4	$ -	$ -	$ -	$ -	$ -	$ -	$ -
3570	629001869	PRE-09931	ROS - Bare Main Replacement Shawnee & Cherokee	FP-NMG Dist Specific-Replace	380.0	$ -	$ -	$ -	$ -	$ -	$ -	$ -
3571	T660001870	PRE-09921	Erosion Mitigation Los Alamos DOE 12-inch 600 MP 93.3 Mats	FP-NMG Transm Specific-Replace	367.1	$ -	$ -	$ -	$ -	$ -	$ -	$ -
3572	T660001870	PRE-09921	Erosion Mitigation Los Alamos DOE 12-inch 600 MP 93.3 Mats	FP-NMG Transm Specific-Replace	368.0	$ -	$ -	$ -	$ -	$ -	$ -	$ -
3573	T660001870	PRE-09921	Erosion Mitigation Los Alamos DOE 12-inch 600 MP 93.3 Mats	FP-NMG Transm Specific-Replace	369.0	$ -	$ -	$ -	$ -	$ -	$ -	$ -
3574	T660001871	PRE-09988	Erosion Mitigation Royal Trading MP 1 Mats	FP-NMG Transm Specific-Replace	367.1	$ -	$ -	$ -	$ -	$ -	$ -	$ -
3575	T660001871	PRE-09988	Erosion Mitigation Royal Trading MP 1 Mats	FP-NMG Transm Specific-Replace	368.0	$ -	$ -	$ -	$ -	$ -	$ -	$ -
3576	T660001871	PRE-09988	Erosion Mitigation Royal Trading MP 1 Mats	FP-NMG Transm Specific-Replace	369.0	$ -	$ -	$ -	$ -	$ -	$ -	$ -
3577	T660001872	TEMP	Erosion Mitigation Royal Trading MP 2.5 Mats	FP-NMG Transm Specific-Replace	367.1	$ -	$ -	$ -	$ -	$ -	$ -	$ -
3578	T660001872	TEMP	Erosion Mitigation Royal Trading MP 2.5 Mats	FP-NMG Transm Specific-Replace	368.0	$ -	$ -	$ -	$ -	$ -	$ -	$ -
3579	T660001872	TEMP	Erosion Mitigation Royal Trading MP 2.5 Mats	FP-NMG Transm Specific-Replace	369.0	$ -	$ -	$ -	$ -	$ -	$ -	$ -
3580	T660001873	PRE-10028	Replace GC at LA Tech #4	FP-NMG Transm Stations-Replace	368.0	$ -	$ -	$ -	$ -	$ -	$ -	$ -
3581	T660001873	PRE-10028	Replace GC at LA Tech #4	FP-NMG Transm Stations-Replace	369.0	$ -	$ -	$ -	$ -	$ -	$ -	$ -
3582	T680001874	PRE-09993	Erosion Mitigation Brazos ML MP 0.5	FP-NMG Transm Specific-Replace	367.1	$ -	$ -	$ -	$ -	$ -	$ -	$ -
3583	T680001874	PRE-09993	Erosion Mitigation Brazos ML MP 0.5	FP-NMG Transm Specific-Replace	368.0	$ -	$ -	$ -	$ -	$ -	$ -	$ -
3584	T680001874	PRE-09993	Erosion Mitigation Brazos ML MP 0.5	FP-NMG Transm Specific-Replace	369.0	$ -	$ -	$ -	$ -	$ -	$ -	$ -
3585	T624001875	PRE-10030	Replace Inlet Valve at Lea County Compressor Station	FP-NMG Transm Stations-Replace	368.0	$ -	$ -	$ -	$ -	$ -	$ -	$ -
3586	T624001875	PRE-10030	Replace Inlet Valve at Lea County Compressor Station	FP-NMG Transm Stations-Replace	369.0	$ -	$ -	$ -	$ -	$ -	$ -	$ -
3587	T680001876	PRE-09945	Erosion Mitigation Brazos ML MP 4.01 Mats	FP-NMG Transm Specific-Replace	367.1	$ -	$ -	$ -	$ -	$ -	$ -	$ -

NEW MEXICO GAS COMPANY, INC.

Plant Gross Activity
Base Period - 12 Months Ending March 31, 2023
Future Test Year - 12 Months Ending September 30, 2025

	A	B	C	D	E	AB	AC	AD	AE	AF	AG	AH	AI
3	Investment Number	FP Number	Investment Name	FP Type	FERC Account	2/28/2025	3/31/2025	4/30/2025	5/31/2025	6/30/2025	7/31/2025	8/31/2025	9/30/2025
3532	629001858	NEW-15568	SE AMR Installation	FP-NMG Dist Specifics-New	376.1	$ -	$ 410,222	$ -	$ -	$ 620,509	$ -	$ -	$ 10,349
3533	629001858	NEW-15568	SE AMR Installation	FP-NMG Dist Specifics-New	376.2	$ -	$ 319,062	$ -	$ -	$ 482,618	$ -	$ -	$ 8,049
3534	629001858	NEW-15568	SE AMR Installation	FP-NMG Dist Specifics-New	376.4	$ -	$ 182,321	$ -	$ -	$ 275,782	$ -	$ -	$ 4,599
3535	632001859	TEMP	SLC Camino Doce Replacement	FP-NMG Dist Specific-Replace	376.1	$ -	$ -	$ -	$ -	$ -	$ -	$ -	$ -
3536	632001859	TEMP	SLC Camino Doce Replacement	FP-NMG Dist Specific-Replace	376.2	$ -	$ -	$ -	$ -	$ -	$ -	$ -	$ -
3537	632001859	TEMP	SLC Camino Doce Replacement	FP-NMG Dist Specific-Replace	376.4	$ -	$ -	$ -	$ -	$ -	$ -	$ -	$ -
3538	632001859	TEMP	SLC Camino Doce Replacement	FP-NMG Dist Specific-Replace	380.0	$ -	$ -	$ -	$ -	$ -	$ -	$ -	$ -
3539	660001860	TEMP	NC Santa Fe - Old SF Trail Service Replacement (Phase 2)	FP-NMG Dist Services-Replace	380.0	$ -	$ -	$ -	$ -	$ -	$ -	$ 34,478	$ -
3540	660001860	TEMP	NC Santa Fe - Old SF Trail Service Replacement (Phase 2)	FP-NMG Dist Services-Replace	380.1	$ -	$ -	$ -	$ -	$ -	$ -	$ 15,490	$ -
3541	626001861	NEW-15569	Eastern AMR Installation	FP-NMG Dist Specifics-New	376.1	$ -	$ -	$ -	$ -	$ -	$ -	$ -	$ -
3542	626001861	NEW-15569	Eastern AMR Installation	FP-NMG Dist Specifics-New	376.2	$ -	$ -	$ -	$ -	$ -	$ -	$ -	$ -
3543	626001861	NEW-15569	Eastern AMR Installation	FP-NMG Dist Specifics-New	376.4	$ -	$ -	$ -	$ -	$ -	$ -	$ -	$ -
3544	660001862	TEMP	NC Santa Fe - Old SF Trail Main Replacement (Phase 2)	FP-NMG Dist Specific-Replace	376.1	$ -	$ -	$ -	$ -	$ -	$ -	$ -	$ -
3545	660001862	TEMP	NC Santa Fe - Old SF Trail Main Replacement (Phase 2)	FP-NMG Dist Specific-Replace	376.2	$ -	$ -	$ -	$ -	$ -	$ -	$ -	$ -
3546	660001862	TEMP	NC Santa Fe - Old SF Trail Main Replacement (Phase 2)	FP-NMG Dist Specific-Replace	376.4	$ -	$ -	$ -	$ -	$ -	$ -	$ -	$ -
3547	660001862	TEMP	NC Santa Fe - Old SF Trail Main Replacement (Phase 2)	FP-NMG Dist Specific-Replace	380.0	$ -	$ -	$ -	$ -	$ -	$ -	$ -	$ -
3548	662001863	NEW-15703	North Central AMR Installation	FP-NMG Dist Specifics-New	376.1	$ -	$ -	$ -	$ -	$ -	$ -	$ -	$ -
3549	662001863	NEW-15703	North Central AMR Installation	FP-NMG Dist Specifics-New	376.2	$ -	$ -	$ -	$ -	$ -	$ -	$ -	$ -
3550	662001863	NEW-15703	North Central AMR Installation	FP-NMG Dist Specifics-New	376.4	$ -	$ -	$ -	$ -	$ -	$ -	$ -	$ -
3551	660001864	TEMP	NC Santa Fe - Old SF Trail Main Replacement (Phase 3)	FP-NMG Dist Specific-Replace	376.1	$ -	$ -	$ -	$ -	$ -	$ -	$ -	$ -
3552	660001864	TEMP	NC Santa Fe - Old SF Trail Main Replacement (Phase 3)	FP-NMG Dist Specific-Replace	376.2	$ -	$ -	$ -	$ -	$ -	$ -	$ -	$ -
3553	660001864	TEMP	NC Santa Fe - Old SF Trail Main Replacement (Phase 3)	FP-NMG Dist Specific-Replace	376.4	$ -	$ -	$ -	$ -	$ -	$ -	$ -	$ -
3554	660001864	TEMP	NC Santa Fe - Old SF Trail Main Replacement (Phase 3)	FP-NMG Dist Specific-Replace	380.0	$ -	$ -	$ -	$ -	$ -	$ -	$ -	$ -
3555	620001865	PRE-09900	ART - Bare Main Replacement Freeman Ave 7-inch Phase II	FP-NMG Dist Specific-Replace	376.1	$ -	$ -	$ -	$ -	$ -	$ -	$ -	$ -
3556	620001865	PRE-09900	ART - Bare Main Replacement Freeman Ave 7-inch Phase II	FP-NMG Dist Specific-Replace	376.2	$ -	$ -	$ -	$ -	$ -	$ -	$ -	$ -
3557	620001865	PRE-09900	ART - Bare Main Replacement Freeman Ave 7-inch Phase II	FP-NMG Dist Specific-Replace	376.4	$ -	$ -	$ -	$ -	$ -	$ -	$ -	$ -
3558	620001865	PRE-09900	ART - Bare Main Replacement Freeman Ave 7-inch Phase II	FP-NMG Dist Specific-Replace	380.0	$ -	$ -	$ -	$ -	$ -	$ -	$ -	$ -
3559	T680001866	TEMP	Erosion Mitigation - Brazos - MP 10.5 Mats	FP-NMG Transm Specific-Replace	367.1	$ -	$ -	$ -	$ -	$ -	$ -	$ -	$ -
3560	T680001866	TEMP	Erosion Mitigation - Brazos - MP 10.5 Mats	FP-NMG Transm Specific-Replace	368.0	$ -	$ -	$ -	$ -	$ -	$ -	$ -	$ -
3561	T680001866	TEMP	Erosion Mitigation - Brazos - MP 10.5 Mats	FP-NMG Transm Specific-Replace	369.0	$ -	$ -	$ -	$ -	$ -	$ -	$ -	$ -
3562	T680001867	PRE-09920	Erosion Mitigation - Brazos - MP 11.6 Mats	FP-NMG Transm Specific-Replace	367.1	$ -	$ -	$ -	$ -	$ -	$ -	$ -	$ -
3563	T680001867	PRE-09920	Erosion Mitigation - Brazos - MP 11.6 Mats	FP-NMG Transm Specific-Replace	368.0	$ -	$ -	$ -	$ -	$ -	$ -	$ -	$ -
3564	T680001867	PRE-09920	Erosion Mitigation - Brazos - MP 11.6 Mats	FP-NMG Transm Specific-Replace	369.0	$ -	$ -	$ -	$ -	$ -	$ -	$ -	$ -
3565	660001868	TEMP	NC Santa Fe - Old SF Trail Service Replacement (Phase 3)	FP-NMG Dist Services-Replace	380.0	$ -	$ -	$ -	$ -	$ -	$ -	$ -	$ 31,410
3566	660001868	TEMP	NC Santa Fe - Old SF Trail Service Replacement (Phase 3)	FP-NMG Dist Services-Replace	380.1	$ -	$ -	$ -	$ -	$ -	$ -	$ -	$ 14,112
3567	629001869	PRE-09931	ROS - Bare Main Replacement Shawnee & Cherokee	FP-NMG Dist Specific-Replace	376.1	$ -	$ -	$ -	$ -	$ -	$ -	$ -	$ -
3568	629001869	PRE-09931	ROS - Bare Main Replacement Shawnee & Cherokee	FP-NMG Dist Specific-Replace	376.2	$ -	$ -	$ -	$ -	$ -	$ -	$ -	$ -
3569	629001869	PRE-09931	ROS - Bare Main Replacement Shawnee & Cherokee	FP-NMG Dist Specific-Replace	376.4	$ -	$ -	$ -	$ -	$ -	$ -	$ -	$ -
3570	629001869	PRE-09931	ROS - Bare Main Replacement Shawnee & Cherokee	FP-NMG Dist Specific-Replace	380.0	$ -	$ -	$ -	$ -	$ -	$ -	$ -	$ -
3571	T660001870	PRE-09921	Erosion Mitigation Los Alamos DOE 12-inch 600 MP 93.3 Mats	FP-NMG Transm Specific-Replace	367.1	$ -	$ -	$ -	$ -	$ -	$ -	$ -	$ -
3572	T660001870	PRE-09921	Erosion Mitigation Los Alamos DOE 12-inch 600 MP 93.3 Mats	FP-NMG Transm Specific-Replace	368.0	$ -	$ -	$ -	$ -	$ -	$ -	$ -	$ -
3573	T660001870	PRE-09921	Erosion Mitigation Los Alamos DOE 12-inch 600 MP 93.3 Mats	FP-NMG Transm Specific-Replace	369.0	$ -	$ -	$ -	$ -	$ -	$ -	$ -	$ -
3574	T660001871	PRE-09988	Erosion Mitigation Royal Trading MP 1 Mats	FP-NMG Transm Specific-Replace	367.1	$ -	$ -	$ -	$ -	$ -	$ -	$ -	$ -
3575	T660001871	PRE-09988	Erosion Mitigation Royal Trading MP 1 Mats	FP-NMG Transm Specific-Replace	368.0	$ -	$ -	$ -	$ -	$ -	$ -	$ -	$ -
3576	T660001871	PRE-09988	Erosion Mitigation Royal Trading MP 1 Mats	FP-NMG Transm Specific-Replace	369.0	$ -	$ -	$ -	$ -	$ -	$ -	$ -	$ -
3577	T660001872	TEMP	Erosion Mitigation Royal Trading MP 2.5 Mats	FP-NMG Transm Specific-Replace	367.1	$ -	$ -	$ -	$ -	$ -	$ -	$ -	$ -
3578	T660001872	TEMP	Erosion Mitigation Royal Trading MP 2.5 Mats	FP-NMG Transm Specific-Replace	368.0	$ -	$ -	$ -	$ -	$ -	$ -	$ -	$ -
3579	T660001872	TEMP	Erosion Mitigation Royal Trading MP 2.5 Mats	FP-NMG Transm Specific-Replace	369.0	$ -	$ -	$ -	$ -	$ -	$ -	$ -	$ -
3580	T660001873	PRE-10028	Replace GC at LA Tech #4	FP-NMG Transm Stations-Replace	368.0	$ -	$ -	$ -	$ -	$ -	$ -	$ -	$ -
3581	T660001873	PRE-10028	Replace GC at LA Tech #4	FP-NMG Transm Stations-Replace	369.0	$ -	$ -	$ -	$ -	$ -	$ -	$ -	$ -
3582	T680001874	PRE-09993	Erosion Mitigation Brazos ML MP 0.5	FP-NMG Transm Specific-Replace	367.1	$ -	$ -	$ -	$ -	$ -	$ -	$ -	$ -
3583	T680001874	PRE-09993	Erosion Mitigation Brazos ML MP 0.5	FP-NMG Transm Specific-Replace	368.0	$ -	$ -	$ -	$ -	$ -	$ -	$ -	$ -
3584	T680001874	PRE-09993	Erosion Mitigation Brazos ML MP 0.5	FP-NMG Transm Specific-Replace	369.0	$ -	$ -	$ -	$ -	$ -	$ -	$ -	$ -
3585	T624001875	PRE-10030	Replace Inlet Valve at Lea County Compressor Station	FP-NMG Transm Stations-Replace	368.0	$ -	$ -	$ -	$ -	$ -	$ -	$ -	$ -
3586	T624001875	PRE-10030	Replace Inlet Valve at Lea County Compressor Station	FP-NMG Transm Stations-Replace	369.0	$ -	$ -	$ -	$ -	$ -	$ -	$ -	$ -
3587	T680001876	PRE-09945	Erosion Mitigation Brazos ML MP 4.01 Mats	FP-NMG Transm Specific-Replace	367.1	$ -	$ -	$ -	$ -	$ -	$ -	$ -	$ -

NEW MEXICO GAS COMPANY, INC.

Plant Gross Activity
Base Period - 12 Months Ending March 31, 2023
Future Test Year - 12 Months Ending September 30, 2025

	A	B	C	D	E	F	G	H	I	J	K	L
3	Investment Number	FP Number	Investment Name	FP Type	FERC Account	4/30/2023	5/31/2023	6/30/2023	7/31/2023	8/31/2023	9/30/2023	10/31/2023
3588	T680001876	PRE-09945	Erosion Mitigation Brazos ML MP 4.01 Mats	FP-NMG Transm Specific-Replace	368.0	$ -	$ -	$ -	$ -	$ -	$ -	$ -
3589	T680001876	PRE-09945	Erosion Mitigation Brazos ML MP 4.01 Mats	FP-NMG Transm Specific-Replace	369.0	$ -	$ -	$ -	$ -	$ -	$ -	$ -
3590	T621001877	TEMP	Erosion Mitigation TorC ML MP 32-34 Bore	FP-NMG Transm Specific-Replace	367.1	$ -	$ -	$ -	$ -	$ -	$ -	$ -
3591	T621001877	TEMP	Erosion Mitigation TorC ML MP 32-34 Bore	FP-NMG Transm Specific-Replace	368.0	$ -	$ -	$ -	$ -	$ -	$ -	$ -
3592	T621001877	TEMP	Erosion Mitigation TorC ML MP 32-34 Bore	FP-NMG Transm Specific-Replace	369.0	$ -	$ -	$ -	$ -	$ -	$ -	$ -
3593	T621001878	TEMP	Erosion Mitigation TorC ML MP 25.8 Mats	FP-NMG Transm Specific-Replace	367.1	$ -	$ -	$ -	$ -	$ -	$ -	$ -
3594	T621001878	TEMP	Erosion Mitigation TorC ML MP 25.8 Mats	FP-NMG Transm Specific-Replace	368.0	$ -	$ -	$ -	$ -	$ -	$ -	$ -
3595	T621001878	TEMP	Erosion Mitigation TorC ML MP 25.8 Mats	FP-NMG Transm Specific-Replace	369.0	$ -	$ -	$ -	$ -	$ -	$ -	$ -
3596	T660001879	PRE-10075	Caja Del Rio - Replace Los Alamos Regulator Station	FP-NMG Transm Stations-Replace	368.0	$ -	$ 9	$ -	$ -	$ -	$ -	$ -
3597	T660001879	PRE-10075	Caja Del Rio - Replace Los Alamos Regulator Station	FP-NMG Transm Stations-Replace	369.0	$ -	$ 37	$ -	$ -	$ -	$ -	$ -
3598	601001880	TEMP	Off Road ATV	FP-NMG Office Furn & Equip	391.2	$ -	$ -	$ -	$ -	$ -	$ -	$ -
3599	601001880	TEMP	Off Road ATV	FP-NMG Office Furn & Equip	397.0	$ -	$ -	$ -	$ -	$ -	$ -	$ -
3600	601001880	TEMP	Off Road ATV	FP-NMG Office Furn & Equip	398.0	$ -	$ -	$ -	$ -	$ -	$ -	$ -
3601	T680001881	TEMP	350 Regulator station at Crouch Mesa	FP-NMG Transm Specific-Replace	367.1	$ -	$ -	$ -	$ -	$ -	$ -	$ -
3602	T680001881	TEMP	350 Regulator station at Crouch Mesa	FP-NMG Transm Specific-Replace	368.0	$ -	$ -	$ -	$ -	$ -	$ -	$ -
3603	T680001881	TEMP	350 Regulator station at Crouch Mesa	FP-NMG Transm Specific-Replace	369.0	$ -	$ -	$ -	$ -	$ -	$ -	$ -
3604	T610001882	NCP-16128	CNG Trailers 2022	FP-NMG Tools, Shop & Garage Equip	394.0	$ -	$ -	$ -	$ -	$ -	$ -	$ -
3605	610001883	TEMP	CNG Station TBD	FP-NMG Dist Services-New	380.0	$ -	$ -	$ -	$ -	$ -	$ -	$ -
3606	610001883	TEMP	CNG Station TBD	FP-NMG Dist Services-New	380.1	$ -	$ -	$ -	$ -	$ -	$ -	$ -
3607	626001884	TEMP	CLO - Relocate/Rebuild Caprock Valve	FP-NMG Dist Specific-Replace	376.1	$ -	$ -	$ -	$ -	$ -	$ -	$ -
3608	626001884	TEMP	CLO - Relocate/Rebuild Caprock Valve	FP-NMG Dist Specific-Replace	376.2	$ -	$ -	$ -	$ -	$ -	$ -	$ -
3609	626001884	TEMP	CLO - Relocate/Rebuild Caprock Valve	FP-NMG Dist Specific-Replace	376.4	$ -	$ -	$ -	$ -	$ -	$ -	$ -
3610	626001884	TEMP	CLO - Relocate/Rebuild Caprock Valve	FP-NMG Dist Specific-Replace	380.0	$ -	$ -	$ -	$ -	$ -	$ -	$ -
3611	T610001885	TEMP	Cobisa 10-in ML Make Piggable	FP-NMG Transm Specific-Replace	367.1	$ -	$ -	$ -	$ -	$ -	$ -	$ -
3612	T610001885	TEMP	Cobisa 10-in ML Make Piggable	FP-NMG Transm Specific-Replace	368.0	$ -	$ -	$ -	$ -	$ -	$ -	$ -
3613	T610001885	TEMP	Cobisa 10-in ML Make Piggable	FP-NMG Transm Specific-Replace	369.0	$ -	$ -	$ -	$ -	$ -	$ -	$ -
3614	626001886	TEMP	CLO - Relocate/Rebuild Valve 21st Street	FP-NMG Dist Specific-Replace	376.1	$ -	$ -	$ -	$ -	$ -	$ -	$ -
3615	626001886	TEMP	CLO - Relocate/Rebuild Valve 21st Street	FP-NMG Dist Specific-Replace	376.2	$ -	$ -	$ -	$ -	$ -	$ -	$ -
3616	626001886	TEMP	CLO - Relocate/Rebuild Valve 21st Street	FP-NMG Dist Specific-Replace	376.4	$ -	$ -	$ -	$ -	$ -	$ -	$ -
3617	626001886	TEMP	CLO - Relocate/Rebuild Valve 21st Street	FP-NMG Dist Specific-Replace	380.0	$ -	$ -	$ -	$ -	$ -	$ -	$ -
3618	601001887	NEW-15581	Hydrogen Blending Pilot: Phase II	FP-NMG Land_Structures&Improven	390.0	$ -	$ -	$ -	$ -	$ -	$ -	$ -
3619	T601001888	NEW-15590	Hydrogen Blending Phase II - E	FP-NMG Land_Structures&Improven	390.0	$ -	$ -	$ -	$ -	$ -	$ -	$ -
3620	T610001889	PRE-09989	Erosion Mitigation ABQ ML MP 105.5 Mats	FP-NMG Transm Specific-Replace	367.1	$ -	$ -	$ -	$ -	$ -	$ -	$ -
3621	T610001889	PRE-09989	Erosion Mitigation ABQ ML MP 105.5 Mats	FP-NMG Transm Specific-Replace	368.0	$ -	$ -	$ -	$ -	$ -	$ -	$ -
3622	T610001889	PRE-09989	Erosion Mitigation ABQ ML MP 105.5 Mats	FP-NMG Transm Specific-Replace	369.0	$ -	$ -	$ -	$ -	$ -	$ -	$ -
3623	T610001890	PRE-09925	Erosion Mitigation ABQ ML MP 102.27 Mats	FP-NMG Transm Specific-Replace	367.1	$ -	$ -	$ -	$ -	$ -	$ -	$ -
3624	T610001890	PRE-09925	Erosion Mitigation ABQ ML MP 102.27 Mats	FP-NMG Transm Specific-Replace	368.0	$ -	$ -	$ -	$ -	$ -	$ -	$ -
3625	T610001890	PRE-09925	Erosion Mitigation ABQ ML MP 102.27 Mats	FP-NMG Transm Specific-Replace	369.0	$ -	$ -	$ -	$ -	$ -	$ -	$ -
3626	T660001891	TEMP	Erosion Mitigation Taos ML MP 46.8 Bore	FP-NMG Transm Specific-Replace	367.1	$ -	$ -	$ -	$ -	$ -	$ -	$ -
3627	T660001891	TEMP	Erosion Mitigation Taos ML MP 46.8 Bore	FP-NMG Transm Specific-Replace	368.0	$ -	$ -	$ -	$ -	$ -	$ -	$ -
3628	T660001891	TEMP	Erosion Mitigation Taos ML MP 46.8 Bore	FP-NMG Transm Specific-Replace	369.0	$ -	$ -	$ -	$ -	$ -	$ -	$ -
3629	T680001892	PRE-09937	Erosion Mitigation Brazos ML MP 15.36 Mats	FP-NMG Transm Specific-Replace	367.1	$ -	$ -	$ -	$ -	$ -	$ -	$ -
3630	T680001892	PRE-09937	Erosion Mitigation Brazos ML MP 15.36 Mats	FP-NMG Transm Specific-Replace	368.0	$ -	$ -	$ -	$ -	$ -	$ -	$ -
3631	T680001892	PRE-09937	Erosion Mitigation Brazos ML MP 15.36 Mats	FP-NMG Transm Specific-Replace	369.0	$ -	$ -	$ -	$ -	$ -	$ -	$ -
3632	T621001893	TEMP	REMOVE PLEASE TorC ML MP 36	FP-NMG Transm Specific-Replace	367.1	$ -	$ -	$ -	$ -	$ -	$ -	$ -
3633	T621001893	TEMP	REMOVE PLEASE TorC ML MP 36	FP-NMG Transm Specific-Replace	368.0	$ -	$ -	$ -	$ -	$ -	$ -	$ -
3634	T621001893	TEMP	REMOVE PLEASE TorC ML MP 36	FP-NMG Transm Specific-Replace	369.0	$ -	$ -	$ -	$ -	$ -	$ -	$ -
3635	T680001894	PRE-09973	Erosion Mitigation Gallup Grants ML MP 35.8 Mats	FP-NMG Transm Specific-Replace	367.1	$ -	$ -	$ -	$ -	$ -	$ -	$ -
3636	T680001894	PRE-09973	Erosion Mitigation Gallup Grants ML MP 35.8 Mats	FP-NMG Transm Specific-Replace	368.0	$ -	$ -	$ -	$ -	$ -	$ -	$ -
3637	T680001894	PRE-09973	Erosion Mitigation Gallup Grants ML MP 35.8 Mats	FP-NMG Transm Specific-Replace	369.0	$ -	$ -	$ -	$ -	$ -	$ -	$ -
3638	T680001895	PRE-09974	Erosion Mitigation Gallup Grants ML MP 34.7	FP-NMG Transm Specific-Replace	367.1	$ -	$ -	$ -	$ -	$ -	$ -	$ -
3639	T680001895	PRE-09974	Erosion Mitigation Gallup Grants ML MP 34.7	FP-NMG Transm Specific-Replace	368.0	$ -	$ -	$ -	$ -	$ -	$ -	$ -
3640	T680001895	PRE-09974	Erosion Mitigation Gallup Grants ML MP 34.7	FP-NMG Transm Specific-Replace	369.0	$ -	$ -	$ -	$ -	$ -	$ -	$ -
3641	T680001896	PRE-09946	Erosion Mitigation Gallup Grants ML MP 22.28 Mats	FP-NMG Transm Specific-Replace	367.1	$ -	$ -	$ -	$ -	$ -	$ -	$ -
3642	T680001896	PRE-09946	Erosion Mitigation Gallup Grants ML MP 22.28 Mats	FP-NMG Transm Specific-Replace	368.0	$ -	$ -	$ -	$ -	$ -	$ -	$ -
3643	T680001896	PRE-09946	Erosion Mitigation Gallup Grants ML MP 22.28 Mats	FP-NMG Transm Specific-Replace	369.0	$ -	$ -	$ -	$ -	$ -	$ -	$ -

NEW MEXICO GAS COMPANY, INC.

Plant Gross Activity
Base Period - 12 Months Ending March 31, 2023
Future Test Year - 12 Months Ending September 30, 2025

	A	B	C	D	E	M	N	O	P	Q	R	S	T
3	Investment Number	FP Number	Investment Name	FP Type	FERC Account	11/30/2023	12/31/2023	1/31/2024	2/29/2024	3/31/2024	4/30/2024	5/31/2024	6/30/2024
3588	T680001876	PRE-09945	Erosion Mitigation Brazos ML MP 4.01 Mats	FP-NMG Transm Specific-Replace	368.0	$ -	$ -	$ -	$ -	$ -	$ -	$ -	$ -
3589	T680001876	PRE-09945	Erosion Mitigation Brazos ML MP 4.01 Mats	FP-NMG Transm Specific-Replace	369.0	$ -	$ -	$ -	$ -	$ -	$ -	$ -	$ -
3590	T621001877	TEMP	Erosion Mitigation TorC ML MP 32-34 Bore	FP-NMG Transm Specific-Replace	367.1	$ -	$ -	$ -	$ -	$ -	$ -	$ -	$ -
3591	T621001877	TEMP	Erosion Mitigation TorC ML MP 32-34 Bore	FP-NMG Transm Specific-Replace	368.0	$ -	$ -	$ -	$ -	$ -	$ -	$ -	$ -
3592	T621001877	TEMP	Erosion Mitigation TorC ML MP 32-34 Bore	FP-NMG Transm Specific-Replace	369.0	$ -	$ -	$ -	$ -	$ -	$ -	$ -	$ -
3593	T621001878	TEMP	Erosion Mitigation TorC ML MP 25.8 Mats	FP-NMG Transm Specific-Replace	367.1	$ -	$ -	$ -	$ -	$ -	$ -	$ -	$ -
3594	T621001878	TEMP	Erosion Mitigation TorC ML MP 25.8 Mats	FP-NMG Transm Specific-Replace	368.0	$ -	$ -	$ -	$ -	$ -	$ -	$ -	$ -
3595	T621001878	TEMP	Erosion Mitigation TorC ML MP 25.8 Mats	FP-NMG Transm Specific-Replace	369.0	$ -	$ -	$ -	$ -	$ -	$ -	$ -	$ -
3596	T660001879	PRE-10075	Caja Del Rio - Replace Los Alamos Regulator Station	FP-NMG Transm Stations-Replace	368.0	$ -	$ -	$ -	$ -	$ -	$ -	$ -	$ -
3597	T660001879	PRE-10075	Caja Del Rio - Replace Los Alamos Regulator Station	FP-NMG Transm Stations-Replace	369.0	$ -	$ -	$ -	$ -	$ -	$ -	$ -	$ -
3598	601001880	TEMP	Off Road ATV	FP-NMG Office Furn & Equip	391.2	$ -	$ -	$ -	$ -	$ -	$ -	$ -	$ -
3599	601001880	TEMP	Off Road ATV	FP-NMG Office Furn & Equip	397.0	$ -	$ -	$ -	$ -	$ -	$ -	$ -	$ -
3600	601001880	TEMP	Off Road ATV	FP-NMG Office Furn & Equip	398.0	$ -	$ -	$ -	$ -	$ -	$ -	$ -	$ -
3601	T680001881	TEMP	350 Regulator station at Crouch Mesa	FP-NMG Transm Specific-Replace	367.1	$ -	$ -	$ -	$ -	$ -	$ -	$ -	$ -
3602	T680001881	TEMP	350 Regulator station at Crouch Mesa	FP-NMG Transm Specific-Replace	368.0	$ -	$ -	$ -	$ -	$ -	$ -	$ -	$ -
3603	T680001881	TEMP	350 Regulator station at Crouch Mesa	FP-NMG Transm Specific-Replace	369.0	$ -	$ -	$ -	$ -	$ -	$ -	$ -	$ -
3604	T610001882	NCP-16128	CNG Trailers 2022	FP-NMG Tools, Shop & Garage Equip	394.0	$ -	$ -	$ -	$ -	$ -	$ -	$ -	$ -
3605	610001883	TEMP	CNG Station TBD	FP-NMG Dist Services-New	380.0	$ -	$ -	$ -	$ -	$ -	$ -	$ -	$ -
3606	610001883	TEMP	CNG Station TBD	FP-NMG Dist Services-New	380.1	$ -	$ -	$ -	$ -	$ -	$ -	$ -	$ -
3607	626001884	TEMP	CLO - Relocate/Rebuild Caprock Valve	FP-NMG Dist Specific-Replace	376.1	$ -	$ -	$ -	$ -	$ -	$ -	$ -	$ -
3608	626001884	TEMP	CLO - Relocate/Rebuild Caprock Valve	FP-NMG Dist Specific-Replace	376.2	$ -	$ -	$ -	$ -	$ -	$ -	$ -	$ -
3609	626001884	TEMP	CLO - Relocate/Rebuild Caprock Valve	FP-NMG Dist Specific-Replace	376.4	$ -	$ -	$ -	$ -	$ -	$ -	$ -	$ -
3610	626001884	TEMP	CLO - Relocate/Rebuild Caprock Valve	FP-NMG Dist Specific-Replace	380.0	$ -	$ -	$ -	$ -	$ -	$ -	$ -	$ -
3611	T610001885	TEMP	Cobisa 10-in ML Make Piggable	FP-NMG Transm Specific-Replace	367.1	$ -	$ -	$ -	$ -	$ -	$ -	$ -	$ -
3612	T610001885	TEMP	Cobisa 10-in ML Make Piggable	FP-NMG Transm Specific-Replace	368.0	$ -	$ -	$ -	$ -	$ -	$ -	$ -	$ -
3613	T610001885	TEMP	Cobisa 10-in ML Make Piggable	FP-NMG Transm Specific-Replace	369.0	$ -	$ -	$ -	$ -	$ -	$ -	$ -	$ -
3614	626001886	TEMP	CLO - Relocate/Rebuild Valve 21st Street	FP-NMG Dist Specific-Replace	376.1	$ -	$ -	$ -	$ -	$ -	$ -	$ -	$ -
3615	626001886	TEMP	CLO - Relocate/Rebuild Valve 21st Street	FP-NMG Dist Specific-Replace	376.2	$ -	$ -	$ -	$ -	$ -	$ -	$ -	$ -
3616	626001886	TEMP	CLO - Relocate/Rebuild Valve 21st Street	FP-NMG Dist Specific-Replace	376.4	$ -	$ -	$ -	$ -	$ -	$ -	$ -	$ -
3617	626001886	TEMP	CLO - Relocate/Rebuild Valve 21st Street	FP-NMG Dist Specific-Replace	380.0	$ -	$ -	$ -	$ -	$ -	$ -	$ -	$ -
3618	601001887	NEW-15581	Hydrogen Blending Pilot: Phase II	FP-NMG Land_Structures&Improven	390.0	$ -	$ -	$ -	$ -	$ -	$ -	$ -	$ -
3619	T601001888	NEW-15590	Hydrogen Blending Phase II - E	FP-NMG Land_Structures&Improven	390.0	$ -	$ -	$ -	$ -	$ -	$ -	$ -	$ -
3620	T610001889	PRE-09989	Erosion Mitigation ABQ ML MP 105.5 Mats	FP-NMG Transm Specific-Replace	367.1	$ -	$ -	$ -	$ -	$ -	$ -	$ -	$ -
3621	T610001889	PRE-09989	Erosion Mitigation ABQ ML MP 105.5 Mats	FP-NMG Transm Specific-Replace	368.0	$ -	$ -	$ -	$ -	$ -	$ -	$ -	$ -
3622	T610001889	PRE-09989	Erosion Mitigation ABQ ML MP 105.5 Mats	FP-NMG Transm Specific-Replace	369.0	$ -	$ -	$ -	$ -	$ -	$ -	$ -	$ -
3623	T610001890	PRE-09925	Erosion Mitigation ABQ ML MP 102.27 Mats	FP-NMG Transm Specific-Replace	367.1	$ -	$ -	$ -	$ -	$ -	$ -	$ -	$ -
3624	T610001890	PRE-09925	Erosion Mitigation ABQ ML MP 102.27 Mats	FP-NMG Transm Specific-Replace	368.0	$ -	$ -	$ -	$ -	$ -	$ -	$ -	$ -
3625	T610001890	PRE-09925	Erosion Mitigation ABQ ML MP 102.27 Mats	FP-NMG Transm Specific-Replace	369.0	$ -	$ -	$ -	$ -	$ -	$ -	$ -	$ -
3626	T660001891	TEMP	Erosion Mitigation Taos ML MP 46.8 Bore	FP-NMG Transm Specific-Replace	367.1	$ -	$ -	$ -	$ -	$ -	$ -	$ -	$ -
3627	T660001891	TEMP	Erosion Mitigation Taos ML MP 46.8 Bore	FP-NMG Transm Specific-Replace	368.0	$ -	$ -	$ -	$ -	$ -	$ -	$ -	$ -
3628	T660001891	TEMP	Erosion Mitigation Taos ML MP 46.8 Bore	FP-NMG Transm Specific-Replace	369.0	$ -	$ -	$ -	$ -	$ -	$ -	$ -	$ -
3629	T680001892	PRE-09937	Erosion Mitigation Brazos ML MP 15.36 Mats	FP-NMG Transm Specific-Replace	367.1	$ -	$ -	$ -	$ -	$ -	$ -	$ -	$ -
3630	T680001892	PRE-09937	Erosion Mitigation Brazos ML MP 15.36 Mats	FP-NMG Transm Specific-Replace	368.0	$ -	$ -	$ -	$ -	$ -	$ -	$ -	$ -
3631	T680001892	PRE-09937	Erosion Mitigation Brazos ML MP 15.36 Mats	FP-NMG Transm Specific-Replace	369.0	$ -	$ -	$ -	$ -	$ -	$ -	$ -	$ -
3632	T621001893	TEMP	REMOVE PLEASE TorC ML MP 36	FP-NMG Transm Specific-Replace	367.1	$ -	$ -	$ -	$ -	$ -	$ -	$ -	$ -
3633	T621001893	TEMP	REMOVE PLEASE TorC ML MP 36	FP-NMG Transm Specific-Replace	368.0	$ -	$ -	$ -	$ -	$ -	$ -	$ -	$ -
3634	T621001893	TEMP	REMOVE PLEASE TorC ML MP 36	FP-NMG Transm Specific-Replace	369.0	$ -	$ -	$ -	$ -	$ -	$ -	$ -	$ -
3635	T680001894	PRE-09973	Erosion Mitigation Gallup Grants ML MP 35.8 Mats	FP-NMG Transm Specific-Replace	367.1	$ -	$ -	$ -	$ -	$ -	$ -	$ -	$ -
3636	T680001894	PRE-09973	Erosion Mitigation Gallup Grants ML MP 35.8 Mats	FP-NMG Transm Specific-Replace	368.0	$ -	$ -	$ -	$ -	$ -	$ -	$ -	$ -
3637	T680001894	PRE-09973	Erosion Mitigation Gallup Grants ML MP 35.8 Mats	FP-NMG Transm Specific-Replace	369.0	$ -	$ -	$ -	$ -	$ -	$ -	$ -	$ -
3638	T680001895	PRE-09974	Erosion Mitigation Gallup Grants ML MP 34.7	FP-NMG Transm Specific-Replace	367.1	$ -	$ -	$ -	$ -	$ -	$ -	$ -	$ -
3639	T680001895	PRE-09974	Erosion Mitigation Gallup Grants ML MP 34.7	FP-NMG Transm Specific-Replace	368.0	$ -	$ -	$ -	$ -	$ -	$ -	$ -	$ -
3640	T680001895	PRE-09974	Erosion Mitigation Gallup Grants ML MP 34.7	FP-NMG Transm Specific-Replace	369.0	$ -	$ -	$ -	$ -	$ -	$ -	$ -	$ -
3641	T680001896	PRE-09946	Erosion Mitigation Gallup Grants ML MP 22.28 Mats	FP-NMG Transm Specific-Replace	367.1	$ -	$ -	$ -	$ -	$ -	$ -	$ -	$ -
3642	T680001896	PRE-09946	Erosion Mitigation Gallup Grants ML MP 22.28 Mats	FP-NMG Transm Specific-Replace	368.0	$ -	$ -	$ -	$ -	$ -	$ -	$ -	$ -
3643	T680001896	PRE-09946	Erosion Mitigation Gallup Grants ML MP 22.28 Mats	FP-NMG Transm Specific-Replace	369.0	$ -	$ -	$ -	$ -	$ -	$ -	$ -	$ -

NEW MEXICO GAS COMPANY, INC.

Plant Gross Activity
Base Period - 12 Months Ending March 31, 2023
Future Test Year - 12 Months Ending September 30, 2025

	A	B	C	D	E	U	V	W	X	Y	Z	AA
3	Investment Number	FP Number	Investment Name	FP Type	FERC Account	7/31/2024	8/31/2024	9/30/2024	10/31/2024	11/30/2024	12/31/2024	1/31/2025
3588	T680001876	PRE-09945	Erosion Mitigation Brazos ML MP 4.01 Mats	FP-NMG Transm Specific-Replace	368.0	$ -	$ -	$ -	$ -	$ -	$ -	$ -
3589	T680001876	PRE-09945	Erosion Mitigation Brazos ML MP 4.01 Mats	FP-NMG Transm Specific-Replace	369.0	$ -	$ -	$ -	$ -	$ -	$ -	$ -
3590	T621001877	TEMP	Erosion Mitigation TorC ML MP 32-34 Bore	FP-NMG Transm Specific-Replace	367.1	$ -	$ -	$ -	$ -	$ -	$ -	$ -
3591	T621001877	TEMP	Erosion Mitigation TorC ML MP 32-34 Bore	FP-NMG Transm Specific-Replace	368.0	$ -	$ -	$ -	$ -	$ -	$ -	$ -
3592	T621001877	TEMP	Erosion Mitigation TorC ML MP 32-34 Bore	FP-NMG Transm Specific-Replace	369.0	$ -	$ -	$ -	$ -	$ -	$ -	$ -
3593	T621001878	TEMP	Erosion Mitigation TorC ML MP 25.8 Mats	FP-NMG Transm Specific-Replace	367.1	$ -	$ -	$ -	$ -	$ -	$ -	$ -
3594	T621001878	TEMP	Erosion Mitigation TorC ML MP 25.8 Mats	FP-NMG Transm Specific-Replace	368.0	$ -	$ -	$ -	$ -	$ -	$ -	$ -
3595	T621001878	TEMP	Erosion Mitigation TorC ML MP 25.8 Mats	FP-NMG Transm Specific-Replace	369.0	$ -	$ -	$ -	$ -	$ -	$ -	$ -
3596	T660001879	PRE-10075	Caja Del Rio - Replace Los Alamos Regulator Station	FP-NMG Transm Stations-Replace	368.0	$ -	$ -	$ -	$ -	$ -	$ -	$ -
3597	T660001879	PRE-10075	Caja Del Rio - Replace Los Alamos Regulator Station	FP-NMG Transm Stations-Replace	369.0	$ -	$ -	$ -	$ -	$ -	$ -	$ -
3598	601001880	TEMP	Off Road ATV	FP-NMG Office Furn & Equip	391.2	$ -	$ -	$ -	$ -	$ -	$ -	$ -
3599	601001880	TEMP	Off Road ATV	FP-NMG Office Furn & Equip	397.0	$ -	$ -	$ -	$ -	$ -	$ -	$ -
3600	601001880	TEMP	Off Road ATV	FP-NMG Office Furn & Equip	398.0	$ -	$ -	$ -	$ -	$ -	$ -	$ -
3601	T680001881	TEMP	350 Regulator station at Crouch Mesa	FP-NMG Transm Specific-Replace	367.1	$ -	$ -	$ -	$ -	$ -	$ -	$ -
3602	T680001881	TEMP	350 Regulator station at Crouch Mesa	FP-NMG Transm Specific-Replace	368.0	$ -	$ -	$ -	$ -	$ -	$ -	$ -
3603	T680001881	TEMP	350 Regulator station at Crouch Mesa	FP-NMG Transm Specific-Replace	369.0	$ -	$ -	$ -	$ -	$ -	$ -	$ -
3604	T610001882	NCP-16128	CNG Trailers 2022	FP-NMG Tools, Shop & Garage Equip	394.0	$ -	$ -	$ -	$ -	$ -	$ -	$ -
3605	610001883	TEMP	CNG Station TBD	FP-NMG Dist Services-New	380.0	$ -	$ -	$ -	$ -	$ -	$ -	$ -
3606	610001883	TEMP	CNG Station TBD	FP-NMG Dist Services-New	380.1	$ -	$ -	$ -	$ -	$ -	$ -	$ -
3607	626001884	TEMP	CLO - Relocate/Rebuild Caprock Valve	FP-NMG Dist Specific-Replace	376.1	$ -	$ -	$ -	$ -	$ -	$ -	$ -
3608	626001884	TEMP	CLO - Relocate/Rebuild Caprock Valve	FP-NMG Dist Specific-Replace	376.2	$ -	$ -	$ -	$ -	$ -	$ -	$ -
3609	626001884	TEMP	CLO - Relocate/Rebuild Caprock Valve	FP-NMG Dist Specific-Replace	376.4	$ -	$ -	$ -	$ -	$ -	$ -	$ -
3610	626001884	TEMP	CLO - Relocate/Rebuild Caprock Valve	FP-NMG Dist Specific-Replace	380.0	$ -	$ -	$ -	$ -	$ -	$ -	$ -
3611	T610001885	TEMP	Cobisa 10-in ML Make Piggable	FP-NMG Transm Specific-Replace	367.1	$ -	$ -	$ -	$ -	$ -	$ 781,411	$ -
3612	T610001885	TEMP	Cobisa 10-in ML Make Piggable	FP-NMG Transm Specific-Replace	368.0	$ -	$ -	$ -	$ -	$ -	$ 111,630	$ -
3613	T610001885	TEMP	Cobisa 10-in ML Make Piggable	FP-NMG Transm Specific-Replace	369.0	$ -	$ -	$ -	$ -	$ -	$ 223,260	$ -
3614	626001886	TEMP	CLO - Relocate/Rebuild Valve 21st Street	FP-NMG Dist Specific-Replace	376.1	$ -	$ -	$ -	$ -	$ -	$ -	$ -
3615	626001886	TEMP	CLO - Relocate/Rebuild Valve 21st Street	FP-NMG Dist Specific-Replace	376.2	$ -	$ -	$ -	$ -	$ -	$ -	$ -
3616	626001886	TEMP	CLO - Relocate/Rebuild Valve 21st Street	FP-NMG Dist Specific-Replace	376.4	$ -	$ -	$ -	$ -	$ -	$ -	$ -
3617	626001886	TEMP	CLO - Relocate/Rebuild Valve 21st Street	FP-NMG Dist Specific-Replace	380.0	$ -	$ -	$ -	$ -	$ -	$ -	$ -
3618	601001887	NEW-15581	Hydrogen Blending Pilot: Phase II	FP-NMG Land_Structures&Improven	390.0	$ -	$ -	$ -	$ -	$ -	$ -	$ -
3619	T601001888	NEW-15590	Hydrogen Blending Phase II - E	FP-NMG Land_Structures&Improven	390.0	$ -	$ -	$ -	$ -	$ -	$ -	$ -
3620	T610001889	PRE-09989	Erosion Mitigation ABQ ML MP 105.5 Mats	FP-NMG Transm Specific-Replace	367.1	$ -	$ -	$ -	$ -	$ -	$ -	$ -
3621	T610001889	PRE-09989	Erosion Mitigation ABQ ML MP 105.5 Mats	FP-NMG Transm Specific-Replace	368.0	$ -	$ -	$ -	$ -	$ -	$ -	$ -
3622	T610001889	PRE-09989	Erosion Mitigation ABQ ML MP 105.5 Mats	FP-NMG Transm Specific-Replace	369.0	$ -	$ -	$ -	$ -	$ -	$ -	$ -
3623	T610001890	PRE-09925	Erosion Mitigation ABQ ML MP 102.27 Mats	FP-NMG Transm Specific-Replace	367.1	$ -	$ -	$ -	$ -	$ -	$ -	$ -
3624	T610001890	PRE-09925	Erosion Mitigation ABQ ML MP 102.27 Mats	FP-NMG Transm Specific-Replace	368.0	$ -	$ -	$ -	$ -	$ -	$ -	$ -
3625	T610001890	PRE-09925	Erosion Mitigation ABQ ML MP 102.27 Mats	FP-NMG Transm Specific-Replace	369.0	$ -	$ -	$ -	$ -	$ -	$ -	$ -
3626	T660001891	TEMP	Erosion Mitigation Taos ML MP 46.8 Bore	FP-NMG Transm Specific-Replace	367.1	$ -	$ -	$ -	$ -	$ -	$ -	$ -
3627	T660001891	TEMP	Erosion Mitigation Taos ML MP 46.8 Bore	FP-NMG Transm Specific-Replace	368.0	$ -	$ -	$ -	$ -	$ -	$ -	$ -
3628	T660001891	TEMP	Erosion Mitigation Taos ML MP 46.8 Bore	FP-NMG Transm Specific-Replace	369.0	$ -	$ -	$ -	$ -	$ -	$ -	$ -
3629	T680001892	PRE-09937	Erosion Mitigation Brazos ML MP 15.36 Mats	FP-NMG Transm Specific-Replace	367.1	$ -	$ -	$ -	$ -	$ -	$ -	$ -
3630	T680001892	PRE-09937	Erosion Mitigation Brazos ML MP 15.36 Mats	FP-NMG Transm Specific-Replace	368.0	$ -	$ -	$ -	$ -	$ -	$ -	$ -
3631	T680001892	PRE-09937	Erosion Mitigation Brazos ML MP 15.36 Mats	FP-NMG Transm Specific-Replace	369.0	$ -	$ -	$ -	$ -	$ -	$ -	$ -
3632	T621001893	TEMP	REMOVE PLEASE TorC ML MP 36	FP-NMG Transm Specific-Replace	367.1	$ -	$ -	$ -	$ -	$ -	$ -	$ -
3633	T621001893	TEMP	REMOVE PLEASE TorC ML MP 36	FP-NMG Transm Specific-Replace	368.0	$ -	$ -	$ -	$ -	$ -	$ -	$ -
3634	T621001893	TEMP	REMOVE PLEASE TorC ML MP 36	FP-NMG Transm Specific-Replace	369.0	$ -	$ -	$ -	$ -	$ -	$ -	$ -
3635	T680001894	PRE-09973	Erosion Mitigation Gallup Grants ML MP 35.8 Mats	FP-NMG Transm Specific-Replace	367.1	$ -	$ -	$ -	$ -	$ -	$ -	$ -
3636	T680001894	PRE-09973	Erosion Mitigation Gallup Grants ML MP 35.8 Mats	FP-NMG Transm Specific-Replace	368.0	$ -	$ -	$ -	$ -	$ -	$ -	$ -
3637	T680001894	PRE-09973	Erosion Mitigation Gallup Grants ML MP 35.8 Mats	FP-NMG Transm Specific-Replace	369.0	$ -	$ -	$ -	$ -	$ -	$ -	$ -
3638	T680001895	PRE-09974	Erosion Mitigation Gallup Grants ML MP 34.7	FP-NMG Transm Specific-Replace	367.1	$ -	$ -	$ -	$ -	$ -	$ -	$ -
3639	T680001895	PRE-09974	Erosion Mitigation Gallup Grants ML MP 34.7	FP-NMG Transm Specific-Replace	368.0	$ -	$ -	$ -	$ -	$ -	$ -	$ -
3640	T680001895	PRE-09974	Erosion Mitigation Gallup Grants ML MP 34.7	FP-NMG Transm Specific-Replace	369.0	$ -	$ -	$ -	$ -	$ -	$ -	$ -
3641	T680001896	PRE-09946	Erosion Mitigation Gallup Grants ML MP 22.28 Mats	FP-NMG Transm Specific-Replace	367.1	$ -	$ -	$ -	$ -	$ -	$ -	$ -
3642	T680001896	PRE-09946	Erosion Mitigation Gallup Grants ML MP 22.28 Mats	FP-NMG Transm Specific-Replace	368.0	$ -	$ -	$ -	$ -	$ -	$ -	$ -
3643	T680001896	PRE-09946	Erosion Mitigation Gallup Grants ML MP 22.28 Mats	FP-NMG Transm Specific-Replace	369.0	$ -	$ -	$ -	$ -	$ -	$ -	$ -

Sponsored by NMGC Witness Erik C. Buchanan

WP Plant 2 Clearings

NEW MEXICO GAS COMPANY, INC.

Plant Gross Activity
Base Period - 12 Months Ending March 31, 2023
Future Test Year - 12 Months Ending September 30, 2025

	A	B	C	D	E	AB	AC	AD	AE	AF	AG	AH	AI
3	Investment Number	FP Number	Investment Name	FP Type	FERC Account	2/28/2025	3/31/2025	4/30/2025	5/31/2025	6/30/2025	7/31/2025	8/31/2025	9/30/2025
3588	T680001876	PRE-09945	Erosion Mitigation Brazos ML MP 4.01 Mats	FP-NMG Transm Specific-Replace	368.0	$ -	$ -	$ -	$ -	$ -	$ -	$ -	$ -
3589	T680001876	PRE-09945	Erosion Mitigation Brazos ML MP 4.01 Mats	FP-NMG Transm Specific-Replace	369.0	$ -	$ -	$ -	$ -	$ -	$ -	$ -	$ -
3590	T621001877	TEMP	Erosion Mitigation TorC ML MP 32-34 Bore	FP-NMG Transm Specific-Replace	367.1	$ -	$ -	$ -	$ -	$ -	$ -	$ -	$ -
3591	T621001877	TEMP	Erosion Mitigation TorC ML MP 32-34 Bore	FP-NMG Transm Specific-Replace	368.0	$ -	$ -	$ -	$ -	$ -	$ -	$ -	$ -
3592	T621001877	TEMP	Erosion Mitigation TorC ML MP 32-34 Bore	FP-NMG Transm Specific-Replace	369.0	$ -	$ -	$ -	$ -	$ -	$ -	$ -	$ -
3593	T621001878	TEMP	Erosion Mitigation TorC ML MP 25.8 Mats	FP-NMG Transm Specific-Replace	367.1	$ -	$ -	$ -	$ -	$ -	$ -	$ -	$ -
3594	T621001878	TEMP	Erosion Mitigation TorC ML MP 25.8 Mats	FP-NMG Transm Specific-Replace	368.0	$ -	$ -	$ -	$ -	$ -	$ -	$ -	$ -
3595	T621001878	TEMP	Erosion Mitigation TorC ML MP 25.8 Mats	FP-NMG Transm Specific-Replace	369.0	$ -	$ -	$ -	$ -	$ -	$ -	$ -	$ -
3596	T660001879	PRE-10075	Caja Del Rio - Replace Los Alamos Regulator Station	FP-NMG Transm Stations-Replace	368.0	$ -	$ -	$ -	$ -	$ -	$ -	$ -	$ -
3597	T660001879	PRE-10075	Caja Del Rio - Replace Los Alamos Regulator Station	FP-NMG Transm Stations-Replace	369.0	$ -	$ -	$ -	$ -	$ -	$ -	$ -	$ -
3598	601001880	TEMP	Off Road ATV	FP-NMG Office Furn & Equip	391.2	$ -	$ -	$ -	$ -	$ -	$ -	$ -	$ -
3599	601001880	TEMP	Off Road ATV	FP-NMG Office Furn & Equip	397.0	$ -	$ -	$ -	$ -	$ -	$ -	$ -	$ -
3600	601001880	TEMP	Off Road ATV	FP-NMG Office Furn & Equip	398.0	$ -	$ -	$ -	$ -	$ -	$ -	$ -	$ -
3601	T680001881	TEMP	350 Regulator station at Crouch Mesa	FP-NMG Transm Specific-Replace	367.1	$ -	$ -	$ -	$ -	$ 163,572	$ -	$ -	$ -
3602	T680001881	TEMP	350 Regulator station at Crouch Mesa	FP-NMG Transm Specific-Replace	368.0	$ -	$ -	$ -	$ -	$ 23,367	$ -	$ -	$ -
3603	T680001881	TEMP	350 Regulator station at Crouch Mesa	FP-NMG Transm Specific-Replace	369.0	$ -	$ -	$ -	$ -	$ 46,735	$ -	$ -	$ -
3604	T610001882	NCP-16128	CNG Trailers 2022	FP-NMG Tools, Shop & Garage Equip	394.0	$ -	$ -	$ -	$ -	$ -	$ -	$ -	$ -
3605	610001883	TEMP	CNG Station TBD	FP-NMG Dist Services-New	380.0	$ -	$ -	$ -	$ -	$ -	$ -	$ -	$ -
3606	610001883	TEMP	CNG Station TBD	FP-NMG Dist Services-New	380.1	$ -	$ -	$ -	$ -	$ -	$ -	$ -	$ -
3607	626001884	TEMP	CLO - Relocate/Rebuild Caprock Valve	FP-NMG Dist Specific-Replace	376.1	$ -	$ -	$ -	$ -	$ -	$ -	$ -	$ -
3608	626001884	TEMP	CLO - Relocate/Rebuild Caprock Valve	FP-NMG Dist Specific-Replace	376.2	$ -	$ -	$ -	$ -	$ -	$ -	$ -	$ -
3609	626001884	TEMP	CLO - Relocate/Rebuild Caprock Valve	FP-NMG Dist Specific-Replace	376.4	$ -	$ -	$ -	$ -	$ -	$ -	$ -	$ -
3610	626001884	TEMP	CLO - Relocate/Rebuild Caprock Valve	FP-NMG Dist Specific-Replace	380.0	$ -	$ -	$ -	$ -	$ -	$ -	$ -	$ -
3611	T610001885	TEMP	Cobisa 10-in ML Make Piggable	FP-NMG Transm Specific-Replace	367.1	$ -	$ -	$ -	$ -	$ -	$ -	$ -	$ -
3612	T610001885	TEMP	Cobisa 10-in ML Make Piggable	FP-NMG Transm Specific-Replace	368.0	$ -	$ -	$ -	$ -	$ -	$ -	$ -	$ -
3613	T610001885	TEMP	Cobisa 10-in ML Make Piggable	FP-NMG Transm Specific-Replace	369.0	$ -	$ -	$ -	$ -	$ -	$ -	$ -	$ -
3614	626001886	TEMP	CLO - Relocate/Rebuild Valve 21st Street	FP-NMG Dist Specific-Replace	376.1	$ -	$ -	$ -	$ -	$ -	$ -	$ 13,197	$ -
3615	626001886	TEMP	CLO - Relocate/Rebuild Valve 21st Street	FP-NMG Dist Specific-Replace	376.2	$ -	$ -	$ -	$ -	$ -	$ -	$ 92,376	$ -
3616	626001886	TEMP	CLO - Relocate/Rebuild Valve 21st Street	FP-NMG Dist Specific-Replace	376.4	$ -	$ -	$ -	$ -	$ -	$ -	$ 6,598	$ -
3617	626001886	TEMP	CLO - Relocate/Rebuild Valve 21st Street	FP-NMG Dist Specific-Replace	380.0	$ -	$ -	$ -	$ -	$ -	$ -	$ 19,795	$ -
3618	601001887	NEW-15581	Hydrogen Blending Pilot: Phase II	FP-NMG Land_Structures&Improven	390.0	$ -	$ -	$ -	$ -	$ -	$ -	$ -	$ -
3619	T601001888	NEW-15590	Hydrogen Blending Phase II - E	FP-NMG Land_Structures&Improven	390.0	$ -	$ -	$ -	$ -	$ -	$ -	$ -	$ -
3620	T610001889	PRE-09989	Erosion Mitigation ABQ ML MP 105.5 Mats	FP-NMG Transm Specific-Replace	367.1	$ -	$ -	$ -	$ -	$ -	$ -	$ -	$ -
3621	T610001889	PRE-09989	Erosion Mitigation ABQ ML MP 105.5 Mats	FP-NMG Transm Specific-Replace	368.0	$ -	$ -	$ -	$ -	$ -	$ -	$ -	$ -
3622	T610001889	PRE-09989	Erosion Mitigation ABQ ML MP 105.5 Mats	FP-NMG Transm Specific-Replace	369.0	$ -	$ -	$ -	$ -	$ -	$ -	$ -	$ -
3623	T610001890	PRE-09925	Erosion Mitigation ABQ ML MP 102.27 Mats	FP-NMG Transm Specific-Replace	367.1	$ -	$ -	$ -	$ -	$ -	$ -	$ -	$ -
3624	T610001890	PRE-09925	Erosion Mitigation ABQ ML MP 102.27 Mats	FP-NMG Transm Specific-Replace	368.0	$ -	$ -	$ -	$ -	$ -	$ -	$ -	$ -
3625	T610001890	PRE-09925	Erosion Mitigation ABQ ML MP 102.27 Mats	FP-NMG Transm Specific-Replace	369.0	$ -	$ -	$ -	$ -	$ -	$ -	$ -	$ -
3626	T660001891	TEMP	Erosion Mitigation Taos ML MP 46.8 Bore	FP-NMG Transm Specific-Replace	367.1	$ -	$ -	$ -	$ -	$ -	$ -	$ -	$ -
3627	T660001891	TEMP	Erosion Mitigation Taos ML MP 46.8 Bore	FP-NMG Transm Specific-Replace	368.0	$ -	$ -	$ -	$ -	$ -	$ -	$ -	$ -
3628	T660001891	TEMP	Erosion Mitigation Taos ML MP 46.8 Bore	FP-NMG Transm Specific-Replace	369.0	$ -	$ -	$ -	$ -	$ -	$ -	$ -	$ -
3629	T680001892	PRE-09937	Erosion Mitigation Brazos ML MP 15.36 Mats	FP-NMG Transm Specific-Replace	367.1	$ -	$ -	$ -	$ -	$ -	$ -	$ -	$ -
3630	T680001892	PRE-09937	Erosion Mitigation Brazos ML MP 15.36 Mats	FP-NMG Transm Specific-Replace	368.0	$ -	$ -	$ -	$ -	$ -	$ -	$ -	$ -
3631	T680001892	PRE-09937	Erosion Mitigation Brazos ML MP 15.36 Mats	FP-NMG Transm Specific-Replace	369.0	$ -	$ -	$ -	$ -	$ -	$ -	$ -	$ -
3632	T621001893	TEMP	REMOVE PLEASE TorC ML MP 36	FP-NMG Transm Specific-Replace	367.1	$ -	$ -	$ -	$ -	$ -	$ -	$ -	$ -
3633	T621001893	TEMP	REMOVE PLEASE TorC ML MP 36	FP-NMG Transm Specific-Replace	368.0	$ -	$ -	$ -	$ -	$ -	$ -	$ -	$ -
3634	T621001893	TEMP	REMOVE PLEASE TorC ML MP 36	FP-NMG Transm Specific-Replace	369.0	$ -	$ -	$ -	$ -	$ -	$ -	$ -	$ -
3635	T680001894	PRE-09973	Erosion Mitigation Gallup Grants ML MP 35.8 Mats	FP-NMG Transm Specific-Replace	367.1	$ -	$ -	$ -	$ -	$ -	$ -	$ -	$ -
3636	T680001894	PRE-09973	Erosion Mitigation Gallup Grants ML MP 35.8 Mats	FP-NMG Transm Specific-Replace	368.0	$ -	$ -	$ -	$ -	$ -	$ -	$ -	$ -
3637	T680001894	PRE-09973	Erosion Mitigation Gallup Grants ML MP 35.8 Mats	FP-NMG Transm Specific-Replace	369.0	$ -	$ -	$ -	$ -	$ -	$ -	$ -	$ -
3638	T680001895	PRE-09974	Erosion Mitigation Gallup Grants ML MP 34.7	FP-NMG Transm Specific-Replace	367.1	$ -	$ -	$ -	$ -	$ -	$ -	$ -	$ -
3639	T680001895	PRE-09974	Erosion Mitigation Gallup Grants ML MP 34.7	FP-NMG Transm Specific-Replace	368.0	$ -	$ -	$ -	$ -	$ -	$ -	$ -	$ -
3640	T680001895	PRE-09974	Erosion Mitigation Gallup Grants ML MP 34.7	FP-NMG Transm Specific-Replace	369.0	$ -	$ -	$ -	$ -	$ -	$ -	$ -	$ -
3641	T680001896	PRE-09946	Erosion Mitigation Gallup Grants ML MP 22.28 Mats	FP-NMG Transm Specific-Replace	367.1	$ -	$ -	$ -	$ -	$ -	$ -	$ -	$ -
3642	T680001896	PRE-09946	Erosion Mitigation Gallup Grants ML MP 22.28 Mats	FP-NMG Transm Specific-Replace	368.0	$ -	$ -	$ -	$ -	$ -	$ -	$ -	$ -
3643	T680001896	PRE-09946	Erosion Mitigation Gallup Grants ML MP 22.28 Mats	FP-NMG Transm Specific-Replace	369.0	$ -	$ -	$ -	$ -	$ -	$ -	$ -	$ -

NEW MEXICO GAS COMPANY, INC.

Plant Gross Activity
Base Period - 12 Months Ending March 31, 2023
Future Test Year - 12 Months Ending September 30, 2025

	A	B	C	D	E	F	G	H	I	J	K	L
3	Investment Number	FP Number	Investment Name	FP Type	FERC Account	4/30/2023	5/31/2023	6/30/2023	7/31/2023	8/31/2023	9/30/2023	10/31/2023
3644	T680001897	TEMP	Erosion Mitigation Gallup Grants ML MP 29.22 Mats	FP-NMG Transm Specific-Replace	367.1	$ -	$ -	$ -	$ -	$ -	$ -	$ -
3645	T680001897	TEMP	Erosion Mitigation Gallup Grants ML MP 29.22 Mats	FP-NMG Transm Specific-Replace	368.0	$ -	$ -	$ -	$ -	$ -	$ -	$ -
3646	T680001897	TEMP	Erosion Mitigation Gallup Grants ML MP 29.22 Mats	FP-NMG Transm Specific-Replace	369.0	$ -	$ -	$ -	$ -	$ -	$ -	$ -
3647	T680001898	PRE-09999	Erosion Mitigation Gallup Grants ML MP 30.3 Mats	FP-NMG Transm Specific-Replace	367.1	$ -	$ -	$ -	$ -	$ -	$ -	$ -
3648	T680001898	PRE-09999	Erosion Mitigation Gallup Grants ML MP 30.3 Mats	FP-NMG Transm Specific-Replace	368.0	$ -	$ -	$ -	$ -	$ -	$ -	$ -
3649	T680001898	PRE-09999	Erosion Mitigation Gallup Grants ML MP 30.3 Mats	FP-NMG Transm Specific-Replace	369.0	$ -	$ -	$ -	$ -	$ -	$ -	$ -
3650	T680001899	PRE-09975	Erosion Mitigation Gallup Grants ML MP 30.57 Mats	FP-NMG Transm Specific-Replace	367.1	$ -	$ -	$ -	$ -	$ -	$ -	$ -
3651	T680001899	PRE-09975	Erosion Mitigation Gallup Grants ML MP 30.57 Mats	FP-NMG Transm Specific-Replace	368.0	$ -	$ -	$ -	$ -	$ -	$ -	$ -
3652	T680001899	PRE-09975	Erosion Mitigation Gallup Grants ML MP 30.57 Mats	FP-NMG Transm Specific-Replace	369.0	$ -	$ -	$ -	$ -	$ -	$ -	$ -
3653	T624001900	TEMP	Retire Farm Tap on Eunice ML	FP-NMG Transm Mains-Replace	367.1	$ -	$ -	$ -	$ -	$ -	$ -	$ -
3654	T680001901	TEMP	Erosion Mitigation ABQ ML MP 33.4 Mats	FP-NMG Transm Specific-Replace	367.1	$ -	$ -	$ -	$ -	$ -	$ -	$ -
3655	T680001901	TEMP	Erosion Mitigation ABQ ML MP 33.4 Mats	FP-NMG Transm Specific-Replace	368.0	$ -	$ -	$ -	$ -	$ -	$ -	$ -
3656	T680001901	TEMP	Erosion Mitigation ABQ ML MP 33.4 Mats	FP-NMG Transm Specific-Replace	369.0	$ -	$ -	$ -	$ -	$ -	$ -	$ -
3657	T680001902	PRE-09990	Erosion Mitigation ABQ ML MP 56.8 Mats	FP-NMG Transm Specific-Replace	367.1	$ -	$ -	$ -	$ -	$ -	$ -	$ -
3658	T680001902	PRE-09990	Erosion Mitigation ABQ ML MP 56.8 Mats	FP-NMG Transm Specific-Replace	368.0	$ -	$ -	$ -	$ -	$ -	$ -	$ -
3659	T680001902	PRE-09990	Erosion Mitigation ABQ ML MP 56.8 Mats	FP-NMG Transm Specific-Replace	369.0	$ -	$ -	$ -	$ -	$ -	$ -	$ -
3660	T624001903	TEMP	Retire 1" Homemade Service Tee at Midway, Roswell ML	FP-NMG Transm Specific-Replace	367.1	$ -	$ -	$ -	$ -	$ -	$ -	$ -
3661	T624001903	TEMP	Retire 1" Homemade Service Tee at Midway, Roswell ML	FP-NMG Transm Specific-Replace	368.0	$ -	$ -	$ -	$ -	$ -	$ -	$ -
3662	T624001903	TEMP	Retire 1" Homemade Service Tee at Midway, Roswell ML	FP-NMG Transm Specific-Replace	369.0	$ -	$ -	$ -	$ -	$ -	$ -	$ -
3663	T680001904	PRE-09940	Erosion Mitigation Brazos ML MP 22.8 Mats	FP-NMG Transm Specific-Replace	367.1	$ -	$ -	$ -	$ -	$ -	$ -	$ -
3664	T680001904	PRE-09940	Erosion Mitigation Brazos ML MP 22.8 Mats	FP-NMG Transm Specific-Replace	368.0	$ -	$ -	$ -	$ -	$ -	$ -	$ -
3665	T680001904	PRE-09940	Erosion Mitigation Brazos ML MP 22.8 Mats	FP-NMG Transm Specific-Replace	369.0	$ -	$ -	$ -	$ -	$ -	$ -	$ -
3666	T680001905	TEMP	Erosion Mitigation Brazos ML MP 22.2 Mats	FP-NMG Transm Specific-Replace	367.1	$ -	$ -	$ -	$ -	$ -	$ -	$ -
3667	T680001905	TEMP	Erosion Mitigation Brazos ML MP 22.2 Mats	FP-NMG Transm Specific-Replace	368.0	$ -	$ -	$ -	$ -	$ -	$ -	$ -
3668	T680001905	TEMP	Erosion Mitigation Brazos ML MP 22.2 Mats	FP-NMG Transm Specific-Replace	369.0	$ -	$ -	$ -	$ -	$ -	$ -	$ -
3669	T680001906	PRE-09939	Erosion Mitigation Brazos ML MP 17.03 Mats	FP-NMG Transm Specific-Replace	367.1	$ -	$ -	$ -	$ -	$ -	$ -	$ -
3670	T680001906	PRE-09939	Erosion Mitigation Brazos ML MP 17.03 Mats	FP-NMG Transm Specific-Replace	368.0	$ -	$ -	$ -	$ -	$ -	$ -	$ -
3671	T680001906	PRE-09939	Erosion Mitigation Brazos ML MP 17.03 Mats	FP-NMG Transm Specific-Replace	369.0	$ -	$ -	$ -	$ -	$ -	$ -	$ -
3672	T680001907	PRE-09944	Erosion Mitigation Brazos ML MP 28.5 Mats	FP-NMG Transm Specific-Replace	367.1	$ -	$ -	$ -	$ -	$ -	$ -	$ -
3673	T680001907	PRE-09944	Erosion Mitigation Brazos ML MP 28.5 Mats	FP-NMG Transm Specific-Replace	368.0	$ -	$ -	$ -	$ -	$ -	$ -	$ -
3674	T680001907	PRE-09944	Erosion Mitigation Brazos ML MP 28.5 Mats	FP-NMG Transm Specific-Replace	369.0	$ -	$ -	$ -	$ -	$ -	$ -	$ -
3675	T680001908	PRE-09942	Erosion Mitigation Brazos ML MP 26.75 Mats	FP-NMG Transm Specific-Replace	367.1	$ -	$ -	$ -	$ -	$ -	$ -	$ -
3676	T680001908	PRE-09942	Erosion Mitigation Brazos ML MP 26.75 Mats	FP-NMG Transm Specific-Replace	368.0	$ -	$ -	$ -	$ -	$ -	$ -	$ -
3677	T680001908	PRE-09942	Erosion Mitigation Brazos ML MP 26.75 Mats	FP-NMG Transm Specific-Replace	369.0	$ -	$ -	$ -	$ -	$ -	$ -	$ -
3678	T680001909	PRE-09926	Erosion Mitigation Brazos ML MP 1.01 Mats	FP-NMG Transm Specific-Replace	367.1	$ -	$ -	$ -	$ -	$ -	$ -	$ -
3679	T680001909	PRE-09926	Erosion Mitigation Brazos ML MP 1.01 Mats	FP-NMG Transm Specific-Replace	368.0	$ -	$ -	$ -	$ -	$ -	$ -	$ -
3680	T680001909	PRE-09926	Erosion Mitigation Brazos ML MP 1.01 Mats	FP-NMG Transm Specific-Replace	369.0	$ -	$ -	$ -	$ -	$ -	$ -	$ -
3681	T624001910	PRE-10031	Replace Lovington N. Irrigation Meter	FP-NMG Transm Specific-Replace	367.1	$ -	$ -	$ -	$ -	$ -	$ -	$ -
3682	T624001910	PRE-10031	Replace Lovington N. Irrigation Meter	FP-NMG Transm Specific-Replace	368.0	$ -	$ -	$ -	$ -	$ -	$ -	$ -
3683	T624001910	PRE-10031	Replace Lovington N. Irrigation Meter	FP-NMG Transm Specific-Replace	369.0	$ -	$ -	$ -	$ -	$ -	$ -	$ -
3684	T680001911	TEMP	Erosion Mitigation Brazos ML MP 21.15 Bore	FP-NMG Transm Specific-Replace	367.1	$ -	$ -	$ -	$ -	$ -	$ -	$ -
3685	T680001911	TEMP	Erosion Mitigation Brazos ML MP 21.15 Bore	FP-NMG Transm Specific-Replace	368.0	$ -	$ -	$ -	$ -	$ -	$ -	$ -
3686	T680001911	TEMP	Erosion Mitigation Brazos ML MP 21.15 Bore	FP-NMG Transm Specific-Replace	369.0	$ -	$ -	$ -	$ -	$ -	$ -	$ -
3687	T624001912	PRE-10032	Replace Outlet Valves on Roswell BS 1	FP-NMG Transm Specific-Replace	367.1	$ -	$ -	$ -	$ -	$ -	$ -	$ -
3688	T624001912	PRE-10032	Replace Outlet Valves on Roswell BS 1	FP-NMG Transm Specific-Replace	368.0	$ -	$ -	$ -	$ -	$ -	$ -	$ -
3689	T624001912	PRE-10032	Replace Outlet Valves on Roswell BS 1	FP-NMG Transm Specific-Replace	369.0	$ -	$ -	$ -	$ -	$ -	$ -	$ -
3690	T624001913	TEMP	MAOP Replacement - Roswell ML - 8in to BS#2	FP-NMG Transm Specific-Replace	367.1	$ -	$ -	$ -	$ -	$ -	$ -	$ -
3691	T624001913	TEMP	MAOP Replacement - Roswell ML - 8in to BS#2	FP-NMG Transm Specific-Replace	368.0	$ -	$ -	$ -	$ -	$ -	$ -	$ -
3692	T624001913	TEMP	MAOP Replacement - Roswell ML - 8in to BS#2	FP-NMG Transm Specific-Replace	369.0	$ -	$ -	$ -	$ -	$ -	$ -	$ -
3693	T624001914	PRE-10027	Replace DCP Artesia Meter and Filter/Separator	FP-NMG Transm Specific-Replace	367.1	$ -	$ -	$ -	$ -	$ -	$ -	$ -
3694	T624001914	PRE-10027	Replace DCP Artesia Meter and Filter/Separator	FP-NMG Transm Specific-Replace	368.0	$ -	$ -	$ -	$ -	$ -	$ -	$ -
3695	T624001914	PRE-10027	Replace DCP Artesia Meter and Filter/Separator	FP-NMG Transm Specific-Replace	369.0	$ -	$ -	$ -	$ -	$ -	$ -	$ -
3696	T680001916	PRE-09918	DOE ML Retire Appurtenances from MP 54. 4 to LA West Phase 1	FP-NMG Transm Specific-Replace	367.1	$ -	$ -	$ -	$ -	$ -	$ -	$ -
3697	T680001916	PRE-09918	DOE ML Retire Appurtenances from MP 54. 4 to LA West Phase 1	FP-NMG Transm Specific-Replace	368.0	$ -	$ -	$ -	$ -	$ -	$ -	$ -
3698	T680001916	PRE-09918	DOE ML Retire Appurtenances from MP 54. 4 to LA West Phase 1	FP-NMG Transm Specific-Replace	369.0	$ -	$ -	$ -	$ -	$ -	$ -	$ -
3699	610001917	PRE-09898	'22 ABQ X-trube Project Ph 2	FP-NMG Dist Specific-Replace	376.1	$ -	$ -	$ -	$ -	$ -	$ -	$ -

NEW MEXICO GAS COMPANY, INC.

Plant Gross Activity
Base Period - 12 Months Ending March 31, 2023
Future Test Year - 12 Months Ending September 30, 2025

	A	B	C	D	E	M	N	O	P	Q	R	S	T
3	Investment Number	FP Number	Investment Name	FP Type	FERC Account	11/30/2023	12/31/2023	1/31/2024	2/29/2024	3/31/2024	4/30/2024	5/31/2024	6/30/2024
3644	T680001897	TEMP	Erosion Mitigation Gallup Grants ML MP 29.22 Mats	FP-NMG Transm Specific-Replace	367.1	$ -	$ -	$ -	$ -	$ -	$ -	$ -	$ -
3645	T680001897	TEMP	Erosion Mitigation Gallup Grants ML MP 29.22 Mats	FP-NMG Transm Specific-Replace	368.0	$ -	$ -	$ -	$ -	$ -	$ -	$ -	$ -
3646	T680001897	TEMP	Erosion Mitigation Gallup Grants ML MP 29.22 Mats	FP-NMG Transm Specific-Replace	369.0	$ -	$ -	$ -	$ -	$ -	$ -	$ -	$ -
3647	T680001898	PRE-09999	Erosion Mitigation Gallup Grants ML MP 30.3 Mats	FP-NMG Transm Specific-Replace	367.1	$ -	$ -	$ -	$ -	$ -	$ -	$ -	$ -
3648	T680001898	PRE-09999	Erosion Mitigation Gallup Grants ML MP 30.3 Mats	FP-NMG Transm Specific-Replace	368.0	$ -	$ -	$ -	$ -	$ -	$ -	$ -	$ -
3649	T680001898	PRE-09999	Erosion Mitigation Gallup Grants ML MP 30.3 Mats	FP-NMG Transm Specific-Replace	369.0	$ -	$ -	$ -	$ -	$ -	$ -	$ -	$ -
3650	T680001899	PRE-09975	Erosion Mitigation Gallup Grants ML MP 30.57 Mats	FP-NMG Transm Specific-Replace	367.1	$ -	$ -	$ -	$ -	$ -	$ -	$ -	$ -
3651	T680001899	PRE-09975	Erosion Mitigation Gallup Grants ML MP 30.57 Mats	FP-NMG Transm Specific-Replace	368.0	$ -	$ -	$ -	$ -	$ -	$ -	$ -	$ -
3652	T680001899	PRE-09975	Erosion Mitigation Gallup Grants ML MP 30.57 Mats	FP-NMG Transm Specific-Replace	369.0	$ -	$ -	$ -	$ -	$ -	$ -	$ -	$ -
3653	T624001900	TEMP	Retire Farm Tap on Eunice ML	FP-NMG Transm Mains-Replace	367.1	$ -	$ -	$ -	$ -	$ -	$ -	$ -	$ -
3654	T680001901	TEMP	Erosion Mitigation ABQ ML MP 33.4 Mats	FP-NMG Transm Specific-Replace	367.1	$ -	$ -	$ -	$ -	$ -	$ -	$ -	$ -
3655	T680001901	TEMP	Erosion Mitigation ABQ ML MP 33.4 Mats	FP-NMG Transm Specific-Replace	368.0	$ -	$ -	$ -	$ -	$ -	$ -	$ -	$ -
3656	T680001901	TEMP	Erosion Mitigation ABQ ML MP 33.4 Mats	FP-NMG Transm Specific-Replace	369.0	$ -	$ -	$ -	$ -	$ -	$ -	$ -	$ -
3657	T680001902	PRE-09990	Erosion Mitigation ABQ ML MP 56.8 Mats	FP-NMG Transm Specific-Replace	367.1	$ -	$ -	$ -	$ -	$ -	$ -	$ -	$ -
3658	T680001902	PRE-09990	Erosion Mitigation ABQ ML MP 56.8 Mats	FP-NMG Transm Specific-Replace	368.0	$ -	$ -	$ -	$ -	$ -	$ -	$ -	$ -
3659	T680001902	PRE-09990	Erosion Mitigation ABQ ML MP 56.8 Mats	FP-NMG Transm Specific-Replace	369.0	$ -	$ -	$ -	$ -	$ -	$ -	$ -	$ -
3660	T624001903	TEMP	Retire 1" Homemade Service Tee at Midway, Roswell ML	FP-NMG Transm Specific-Replace	367.1	$ -	$ -	$ -	$ -	$ -	$ -	$ -	$ -
3661	T624001903	TEMP	Retire 1" Homemade Service Tee at Midway, Roswell ML	FP-NMG Transm Specific-Replace	368.0	$ -	$ -	$ -	$ -	$ -	$ -	$ -	$ -
3662	T624001903	TEMP	Retire 1" Homemade Service Tee at Midway, Roswell ML	FP-NMG Transm Specific-Replace	369.0	$ -	$ -	$ -	$ -	$ -	$ -	$ -	$ -
3663	T680001904	PRE-09940	Erosion Mitigation Brazos ML MP 22.8 Mats	FP-NMG Transm Specific-Replace	367.1	$ -	$ -	$ -	$ -	$ -	$ -	$ -	$ -
3664	T680001904	PRE-09940	Erosion Mitigation Brazos ML MP 22.8 Mats	FP-NMG Transm Specific-Replace	368.0	$ -	$ -	$ -	$ -	$ -	$ -	$ -	$ -
3665	T680001904	PRE-09940	Erosion Mitigation Brazos ML MP 22.8 Mats	FP-NMG Transm Specific-Replace	369.0	$ -	$ -	$ -	$ -	$ -	$ -	$ -	$ -
3666	T680001905	TEMP	Erosion Mitigation Brazos ML MP 22.2 Mats	FP-NMG Transm Specific-Replace	367.1	$ -	$ -	$ -	$ -	$ -	$ -	$ -	$ -
3667	T680001905	TEMP	Erosion Mitigation Brazos ML MP 22.2 Mats	FP-NMG Transm Specific-Replace	368.0	$ -	$ -	$ -	$ -	$ -	$ -	$ -	$ -
3668	T680001905	TEMP	Erosion Mitigation Brazos ML MP 22.2 Mats	FP-NMG Transm Specific-Replace	369.0	$ -	$ -	$ -	$ -	$ -	$ -	$ -	$ -
3669	T680001906	PRE-09939	Erosion Mitigation Brazos ML MP 17.03 Mats	FP-NMG Transm Specific-Replace	367.1	$ -	$ -	$ -	$ -	$ -	$ -	$ -	$ -
3670	T680001906	PRE-09939	Erosion Mitigation Brazos ML MP 17.03 Mats	FP-NMG Transm Specific-Replace	368.0	$ -	$ -	$ -	$ -	$ -	$ -	$ -	$ -
3671	T680001906	PRE-09939	Erosion Mitigation Brazos ML MP 17.03 Mats	FP-NMG Transm Specific-Replace	369.0	$ -	$ -	$ -	$ -	$ -	$ -	$ -	$ -
3672	T680001907	PRE-09944	Erosion Mitigation Brazos ML MP 28.5 Mats	FP-NMG Transm Specific-Replace	367.1	$ -	$ -	$ -	$ -	$ -	$ -	$ -	$ -
3673	T680001907	PRE-09944	Erosion Mitigation Brazos ML MP 28.5 Mats	FP-NMG Transm Specific-Replace	368.0	$ -	$ -	$ -	$ -	$ -	$ -	$ -	$ -
3674	T680001907	PRE-09944	Erosion Mitigation Brazos ML MP 28.5 Mats	FP-NMG Transm Specific-Replace	369.0	$ -	$ -	$ -	$ -	$ -	$ -	$ -	$ -
3675	T680001908	PRE-09942	Erosion Mitigation Brazos ML MP 26.75 Mats	FP-NMG Transm Specific-Replace	367.1	$ -	$ -	$ -	$ -	$ -	$ -	$ -	$ -
3676	T680001908	PRE-09942	Erosion Mitigation Brazos ML MP 26.75 Mats	FP-NMG Transm Specific-Replace	368.0	$ -	$ -	$ -	$ -	$ -	$ -	$ -	$ -
3677	T680001908	PRE-09942	Erosion Mitigation Brazos ML MP 26.75 Mats	FP-NMG Transm Specific-Replace	369.0	$ -	$ -	$ -	$ -	$ -	$ -	$ -	$ -
3678	T680001909	PRE-09926	Erosion Mitigation Brazos ML MP 1.01 Mats	FP-NMG Transm Specific-Replace	367.1	$ -	$ -	$ -	$ -	$ -	$ -	$ -	$ -
3679	T680001909	PRE-09926	Erosion Mitigation Brazos ML MP 1.01 Mats	FP-NMG Transm Specific-Replace	368.0	$ -	$ -	$ -	$ -	$ -	$ -	$ -	$ -
3680	T680001909	PRE-09926	Erosion Mitigation Brazos ML MP 1.01 Mats	FP-NMG Transm Specific-Replace	369.0	$ -	$ -	$ -	$ -	$ -	$ -	$ -	$ -
3681	T624001910	PRE-10031	Replace Lovington N. Irrigation Meter	FP-NMG Transm Specific-Replace	367.1	$ -	$ -	$ -	$ -	$ -	$ -	$ -	$ -
3682	T624001910	PRE-10031	Replace Lovington N. Irrigation Meter	FP-NMG Transm Specific-Replace	368.0	$ -	$ -	$ -	$ -	$ -	$ -	$ -	$ -
3683	T624001910	PRE-10031	Replace Lovington N. Irrigation Meter	FP-NMG Transm Specific-Replace	369.0	$ -	$ -	$ -	$ -	$ -	$ -	$ -	$ -
3684	T680001911	TEMP	Erosion Mitigation Brazos ML MP 21.15 Bore	FP-NMG Transm Specific-Replace	367.1	$ -	$ -	$ -	$ -	$ -	$ -	$ -	$ -
3685	T680001911	TEMP	Erosion Mitigation Brazos ML MP 21.15 Bore	FP-NMG Transm Specific-Replace	368.0	$ -	$ -	$ -	$ -	$ -	$ -	$ -	$ -
3686	T680001911	TEMP	Erosion Mitigation Brazos ML MP 21.15 Bore	FP-NMG Transm Specific-Replace	369.0	$ -	$ -	$ -	$ -	$ -	$ -	$ -	$ -
3687	T624001912	PRE-10032	Replace Outlet Valves on Roswell BS 1	FP-NMG Transm Specific-Replace	367.1	$ -	$ -	$ -	$ -	$ -	$ -	$ -	$ -
3688	T624001912	PRE-10032	Replace Outlet Valves on Roswell BS 1	FP-NMG Transm Specific-Replace	368.0	$ -	$ -	$ -	$ -	$ -	$ -	$ -	$ -
3689	T624001912	PRE-10032	Replace Outlet Valves on Roswell BS 1	FP-NMG Transm Specific-Replace	369.0	$ -	$ -	$ -	$ -	$ -	$ -	$ -	$ -
3690	T624001913	TEMP	MAOP Replacement - Roswell ML - 8in to BS#2	FP-NMG Transm Specific-Replace	367.1	$ -	$ -	$ -	$ -	$ -	$ -	$ -	$ -
3691	T624001913	TEMP	MAOP Replacement - Roswell ML - 8in to BS#2	FP-NMG Transm Specific-Replace	368.0	$ -	$ -	$ -	$ -	$ -	$ -	$ -	$ -
3692	T624001913	TEMP	MAOP Replacement - Roswell ML - 8in to BS#2	FP-NMG Transm Specific-Replace	369.0	$ -	$ -	$ -	$ -	$ -	$ -	$ -	$ -
3693	T624001914	PRE-10027	Replace DCP Artesia Meter and Filter/Separator	FP-NMG Transm Specific-Replace	367.1	$ -	$ -	$ -	$ -	$ -	$ -	$ -	$ -
3694	T624001914	PRE-10027	Replace DCP Artesia Meter and Filter/Separator	FP-NMG Transm Specific-Replace	368.0	$ -	$ -	$ -	$ -	$ -	$ -	$ -	$ -
3695	T624001914	PRE-10027	Replace DCP Artesia Meter and Filter/Separator	FP-NMG Transm Specific-Replace	369.0	$ -	$ -	$ -	$ -	$ -	$ -	$ -	$ -
3696	T680001916	PRE-09918	DOE ML Retire Appurtenances from MP 54. 4 to LA West Phase 1	FP-NMG Transm Specific-Replace	367.1	$ -	$ -	$ -	$ -	$ -	$ -	$ -	$ -
3697	T680001916	PRE-09918	DOE ML Retire Appurtenances from MP 54. 4 to LA West Phase 1	FP-NMG Transm Specific-Replace	368.0	$ -	$ -	$ -	$ -	$ -	$ -	$ -	$ -
3698	T680001916	PRE-09918	DOE ML Retire Appurtenances from MP 54. 4 to LA West Phase 1	FP-NMG Transm Specific-Replace	369.0	$ -	$ -	$ -	$ -	$ -	$ -	$ -	$ -
3699	610001917	PRE-09898	'22 ABQ X-trube Project Ph 2	FP-NMG Dist Specific-Replace	376.1	$ -	$ -	$ -	$ -	$ -	$ -	$ -	$ -

NEW MEXICO GAS COMPANY, INC.

Plant Gross Activity
Base Period - 12 Months Ending March 31, 2023
Future Test Year - 12 Months Ending September 30, 2025

	A	B	C	D	E	U	V	W	X	Y	Z	AA
3	Investment Number	FP Number	Investment Name	FP Type	FERC Account	7/31/2024	8/31/2024	9/30/2024	10/31/2024	11/30/2024	12/31/2024	1/31/2025
3644	T680001897	TEMP	Erosion Mitigation Gallup Grants ML MP 29.22 Mats	FP-NMG Transm Specific-Replace	367.1	$ -	$ -	$ -	$ -	$ -	$ -	$ -
3645	T680001897	TEMP	Erosion Mitigation Gallup Grants ML MP 29.22 Mats	FP-NMG Transm Specific-Replace	368.0	$ -	$ -	$ -	$ -	$ -	$ -	$ -
3646	T680001897	TEMP	Erosion Mitigation Gallup Grants ML MP 29.22 Mats	FP-NMG Transm Specific-Replace	369.0	$ -	$ -	$ -	$ -	$ -	$ -	$ -
3647	T680001898	PRE-09999	Erosion Mitigation Gallup Grants ML MP 30.3 Mats	FP-NMG Transm Specific-Replace	367.1	$ -	$ -	$ -	$ -	$ -	$ -	$ -
3648	T680001898	PRE-09999	Erosion Mitigation Gallup Grants ML MP 30.3 Mats	FP-NMG Transm Specific-Replace	368.0	$ -	$ -	$ -	$ -	$ -	$ -	$ -
3649	T680001898	PRE-09999	Erosion Mitigation Gallup Grants ML MP 30.3 Mats	FP-NMG Transm Specific-Replace	369.0	$ -	$ -	$ -	$ -	$ -	$ -	$ -
3650	T680001899	PRE-09975	Erosion Mitigation Gallup Grants ML MP 30.57 Mats	FP-NMG Transm Specific-Replace	367.1	$ -	$ -	$ -	$ -	$ -	$ -	$ -
3651	T680001899	PRE-09975	Erosion Mitigation Gallup Grants ML MP 30.57 Mats	FP-NMG Transm Specific-Replace	368.0	$ -	$ -	$ -	$ -	$ -	$ -	$ -
3652	T680001899	PRE-09975	Erosion Mitigation Gallup Grants ML MP 30.57 Mats	FP-NMG Transm Specific-Replace	369.0	$ -	$ -	$ -	$ -	$ -	$ -	$ -
3653	T624001900	TEMP	Retire Farm Tap on Eunice ML	FP-NMG Transm Mains-Replace	367.1	$ -	$ -	$ -	$ -	$ -	$ -	$ -
3654	T680001901	TEMP	Erosion Mitigation ABQ ML MP 33.4 Mats	FP-NMG Transm Specific-Replace	367.1	$ -	$ -	$ -	$ -	$ -	$ -	$ -
3655	T680001901	TEMP	Erosion Mitigation ABQ ML MP 33.4 Mats	FP-NMG Transm Specific-Replace	368.0	$ -	$ -	$ -	$ -	$ -	$ -	$ -
3656	T680001901	TEMP	Erosion Mitigation ABQ ML MP 33.4 Mats	FP-NMG Transm Specific-Replace	369.0	$ -	$ -	$ -	$ -	$ -	$ -	$ -
3657	T680001902	PRE-09990	Erosion Mitigation ABQ ML MP 56.8 Mats	FP-NMG Transm Specific-Replace	367.1	$ -	$ -	$ -	$ -	$ -	$ -	$ -
3658	T680001902	PRE-09990	Erosion Mitigation ABQ ML MP 56.8 Mats	FP-NMG Transm Specific-Replace	368.0	$ -	$ -	$ -	$ -	$ -	$ -	$ -
3659	T680001902	PRE-09990	Erosion Mitigation ABQ ML MP 56.8 Mats	FP-NMG Transm Specific-Replace	369.0	$ -	$ -	$ -	$ -	$ -	$ -	$ -
3660	T624001903	TEMP	Retire 1" Homemade Service Tee at Midway, Roswell ML	FP-NMG Transm Specific-Replace	367.1	$ -	$ -	$ -	$ -	$ -	$ -	$ -
3661	T624001903	TEMP	Retire 1" Homemade Service Tee at Midway, Roswell ML	FP-NMG Transm Specific-Replace	368.0	$ -	$ -	$ -	$ -	$ -	$ -	$ -
3662	T624001903	TEMP	Retire 1" Homemade Service Tee at Midway, Roswell ML	FP-NMG Transm Specific-Replace	369.0	$ -	$ -	$ -	$ -	$ -	$ -	$ -
3663	T680001904	PRE-09940	Erosion Mitigation Brazos ML MP 22.8 Mats	FP-NMG Transm Specific-Replace	367.1	$ -	$ -	$ -	$ -	$ -	$ -	$ -
3664	T680001904	PRE-09940	Erosion Mitigation Brazos ML MP 22.8 Mats	FP-NMG Transm Specific-Replace	368.0	$ -	$ -	$ -	$ -	$ -	$ -	$ -
3665	T680001904	PRE-09940	Erosion Mitigation Brazos ML MP 22.8 Mats	FP-NMG Transm Specific-Replace	369.0	$ -	$ -	$ -	$ -	$ -	$ -	$ -
3666	T680001905	TEMP	Erosion Mitigation Brazos ML MP 22.2 Mats	FP-NMG Transm Specific-Replace	367.1	$ -	$ -	$ -	$ -	$ -	$ -	$ -
3667	T680001905	TEMP	Erosion Mitigation Brazos ML MP 22.2 Mats	FP-NMG Transm Specific-Replace	368.0	$ -	$ -	$ -	$ -	$ -	$ -	$ -
3668	T680001905	TEMP	Erosion Mitigation Brazos ML MP 22.2 Mats	FP-NMG Transm Specific-Replace	369.0	$ -	$ -	$ -	$ -	$ -	$ -	$ -
3669	T680001906	PRE-09939	Erosion Mitigation Brazos ML MP 17.03 Mats	FP-NMG Transm Specific-Replace	367.1	$ -	$ -	$ -	$ -	$ -	$ -	$ -
3670	T680001906	PRE-09939	Erosion Mitigation Brazos ML MP 17.03 Mats	FP-NMG Transm Specific-Replace	368.0	$ -	$ -	$ -	$ -	$ -	$ -	$ -
3671	T680001906	PRE-09939	Erosion Mitigation Brazos ML MP 17.03 Mats	FP-NMG Transm Specific-Replace	369.0	$ -	$ -	$ -	$ -	$ -	$ -	$ -
3672	T680001907	PRE-09944	Erosion Mitigation Brazos ML MP 28.5 Mats	FP-NMG Transm Specific-Replace	367.1	$ -	$ -	$ -	$ -	$ -	$ -	$ -
3673	T680001907	PRE-09944	Erosion Mitigation Brazos ML MP 28.5 Mats	FP-NMG Transm Specific-Replace	368.0	$ -	$ -	$ -	$ -	$ -	$ -	$ -
3674	T680001907	PRE-09944	Erosion Mitigation Brazos ML MP 28.5 Mats	FP-NMG Transm Specific-Replace	369.0	$ -	$ -	$ -	$ -	$ -	$ -	$ -
3675	T680001908	PRE-09942	Erosion Mitigation Brazos ML MP 26.75 Mats	FP-NMG Transm Specific-Replace	367.1	$ -	$ -	$ -	$ -	$ -	$ -	$ -
3676	T680001908	PRE-09942	Erosion Mitigation Brazos ML MP 26.75 Mats	FP-NMG Transm Specific-Replace	368.0	$ -	$ -	$ -	$ -	$ -	$ -	$ -
3677	T680001908	PRE-09942	Erosion Mitigation Brazos ML MP 26.75 Mats	FP-NMG Transm Specific-Replace	369.0	$ -	$ -	$ -	$ -	$ -	$ -	$ -
3678	T680001909	PRE-09926	Erosion Mitigation Brazos ML MP 1.01 Mats	FP-NMG Transm Specific-Replace	367.1	$ -	$ -	$ -	$ -	$ -	$ -	$ -
3679	T680001909	PRE-09926	Erosion Mitigation Brazos ML MP 1.01 Mats	FP-NMG Transm Specific-Replace	368.0	$ -	$ -	$ -	$ -	$ -	$ -	$ -
3680	T680001909	PRE-09926	Erosion Mitigation Brazos ML MP 1.01 Mats	FP-NMG Transm Specific-Replace	369.0	$ -	$ -	$ -	$ -	$ -	$ -	$ -
3681	T624001910	PRE-10031	Replace Lovington N. Irrigation Meter	FP-NMG Transm Specific-Replace	367.1	$ -	$ -	$ -	$ -	$ -	$ -	$ -
3682	T624001910	PRE-10031	Replace Lovington N. Irrigation Meter	FP-NMG Transm Specific-Replace	368.0	$ -	$ -	$ -	$ -	$ -	$ -	$ -
3683	T624001910	PRE-10031	Replace Lovington N. Irrigation Meter	FP-NMG Transm Specific-Replace	369.0	$ -	$ -	$ -	$ -	$ -	$ -	$ -
3684	T680001911	TEMP	Erosion Mitigation Brazos ML MP 21.15 Bore	FP-NMG Transm Specific-Replace	367.1	$ -	$ -	$ -	$ -	$ -	$ -	$ -
3685	T680001911	TEMP	Erosion Mitigation Brazos ML MP 21.15 Bore	FP-NMG Transm Specific-Replace	368.0	$ -	$ -	$ -	$ -	$ -	$ -	$ -
3686	T680001911	TEMP	Erosion Mitigation Brazos ML MP 21.15 Bore	FP-NMG Transm Specific-Replace	369.0	$ -	$ -	$ -	$ -	$ -	$ -	$ -
3687	T624001912	PRE-10032	Replace Outlet Valves on Roswell BS 1	FP-NMG Transm Specific-Replace	367.1	$ -	$ -	$ 253,317	$ -	$ -	$ -	$ -
3688	T624001912	PRE-10032	Replace Outlet Valves on Roswell BS 1	FP-NMG Transm Specific-Replace	368.0	$ -	$ -	$ 36,188	$ -	$ -	$ -	$ -
3689	T624001912	PRE-10032	Replace Outlet Valves on Roswell BS 1	FP-NMG Transm Specific-Replace	369.0	$ -	$ -	$ 72,376	$ -	$ -	$ -	$ -
3690	T624001913	TEMP	MAOP Replacement - Roswell ML - 8in to BS#2	FP-NMG Transm Specific-Replace	367.1	$ -	$ -	$ -	$ -	$ -	$ -	$ -
3691	T624001913	TEMP	MAOP Replacement - Roswell ML - 8in to BS#2	FP-NMG Transm Specific-Replace	368.0	$ -	$ -	$ -	$ -	$ -	$ -	$ -
3692	T624001913	TEMP	MAOP Replacement - Roswell ML - 8in to BS#2	FP-NMG Transm Specific-Replace	369.0	$ -	$ -	$ -	$ -	$ -	$ -	$ -
3693	T624001914	PRE-10027	Replace DCP Artesia Meter and Filter/Separator	FP-NMG Transm Specific-Replace	367.1	$ -	$ -	$ -	$ -	$ -	$ -	$ -
3694	T624001914	PRE-10027	Replace DCP Artesia Meter and Filter/Separator	FP-NMG Transm Specific-Replace	368.0	$ -	$ -	$ -	$ -	$ -	$ -	$ -
3695	T624001914	PRE-10027	Replace DCP Artesia Meter and Filter/Separator	FP-NMG Transm Specific-Replace	369.0	$ -	$ -	$ -	$ -	$ -	$ -	$ -
3696	T680001916	PRE-09918	DOE ML Retire Appurtenances from MP 54. 4 to LA West Phase 1	FP-NMG Transm Specific-Replace	367.1	$ -	$ -	$ -	$ -	$ -	$ -	$ -
3697	T680001916	PRE-09918	DOE ML Retire Appurtenances from MP 54. 4 to LA West Phase 1	FP-NMG Transm Specific-Replace	368.0	$ -	$ -	$ -	$ -	$ -	$ -	$ -
3698	T680001916	PRE-09918	DOE ML Retire Appurtenances from MP 54. 4 to LA West Phase 1	FP-NMG Transm Specific-Replace	369.0	$ -	$ -	$ -	$ -	$ -	$ -	$ -
3699	610001917	PRE-09898	'22 ABQ X-trube Project Ph 2	FP-NMG Dist Specific-Replace	376.1	$ -	$ -	$ -	$ -	$ -	$ -	$ -

NEW MEXICO GAS COMPANY, INC.

Plant Gross Activity
Base Period - 12 Months Ending March 31, 2023
Future Test Year - 12 Months Ending September 30, 2025

	A	B	C	D	E	AB	AC	AD	AE	AF	AG	AH	AI
3	Investment Number	FP Number	Investment Name	FP Type	FERC Account	2/28/2025	3/31/2025	4/30/2025	5/31/2025	6/30/2025	7/31/2025	8/31/2025	9/30/2025
3644	T680001897	TEMP	Erosion Mitigation Gallup Grants ML MP 29.22 Mats	FP-NMG Transm Specific-Replace	367.1	$ -	$ -	$ -	$ -	$ -	$ -	$ -	$ -
3645	T680001897	TEMP	Erosion Mitigation Gallup Grants ML MP 29.22 Mats	FP-NMG Transm Specific-Replace	368.0	$ -	$ -	$ -	$ -	$ -	$ -	$ -	$ -
3646	T680001897	TEMP	Erosion Mitigation Gallup Grants ML MP 29.22 Mats	FP-NMG Transm Specific-Replace	369.0	$ -	$ -	$ -	$ -	$ -	$ -	$ -	$ -
3647	T680001898	PRE-09999	Erosion Mitigation Gallup Grants ML MP 30.3 Mats	FP-NMG Transm Specific-Replace	367.1	$ -	$ -	$ -	$ -	$ -	$ -	$ -	$ -
3648	T680001898	PRE-09999	Erosion Mitigation Gallup Grants ML MP 30.3 Mats	FP-NMG Transm Specific-Replace	368.0	$ -	$ -	$ -	$ -	$ -	$ -	$ -	$ -
3649	T680001898	PRE-09999	Erosion Mitigation Gallup Grants ML MP 30.3 Mats	FP-NMG Transm Specific-Replace	369.0	$ -	$ -	$ -	$ -	$ -	$ -	$ -	$ -
3650	T680001899	PRE-09975	Erosion Mitigation Gallup Grants ML MP 30.57 Mats	FP-NMG Transm Specific-Replace	367.1	$ -	$ -	$ -	$ -	$ -	$ -	$ -	$ -
3651	T680001899	PRE-09975	Erosion Mitigation Gallup Grants ML MP 30.57 Mats	FP-NMG Transm Specific-Replace	368.0	$ -	$ -	$ -	$ -	$ -	$ -	$ -	$ -
3652	T680001899	PRE-09975	Erosion Mitigation Gallup Grants ML MP 30.57 Mats	FP-NMG Transm Specific-Replace	369.0	$ -	$ -	$ -	$ -	$ -	$ -	$ -	$ -
3653	T624001900	TEMP	Retire Farm Tap on Eunice ML	FP-NMG Transm Mains-Replace	367.1	$ -	$ -	$ -	$ -	$ -	$ -	$ -	$ -
3654	T680001901	TEMP	Erosion Mitigation ABQ ML MP 33.4 Mats	FP-NMG Transm Specific-Replace	367.1	$ -	$ -	$ -	$ -	$ -	$ -	$ -	$ -
3655	T680001901	TEMP	Erosion Mitigation ABQ ML MP 33.4 Mats	FP-NMG Transm Specific-Replace	368.0	$ -	$ -	$ -	$ -	$ -	$ -	$ -	$ -
3656	T680001901	TEMP	Erosion Mitigation ABQ ML MP 33.4 Mats	FP-NMG Transm Specific-Replace	369.0	$ -	$ -	$ -	$ -	$ -	$ -	$ -	$ -
3657	T680001902	PRE-09990	Erosion Mitigation ABQ ML MP 56.8 Mats	FP-NMG Transm Specific-Replace	367.1	$ -	$ -	$ -	$ -	$ -	$ -	$ -	$ -
3658	T680001902	PRE-09990	Erosion Mitigation ABQ ML MP 56.8 Mats	FP-NMG Transm Specific-Replace	368.0	$ -	$ -	$ -	$ -	$ -	$ -	$ -	$ -
3659	T680001902	PRE-09990	Erosion Mitigation ABQ ML MP 56.8 Mats	FP-NMG Transm Specific-Replace	369.0	$ -	$ -	$ -	$ -	$ -	$ -	$ -	$ -
3660	T624001903	TEMP	Retire 1" Homemade Service Tee at Midway, Roswell ML	FP-NMG Transm Specific-Replace	367.1	$ -	$ -	$ -	$ -	$ -	$ -	$ 151,384	$ -
3661	T624001903	TEMP	Retire 1" Homemade Service Tee at Midway, Roswell ML	FP-NMG Transm Specific-Replace	368.0	$ -	$ -	$ -	$ -	$ -	$ -	$ 21,626	$ -
3662	T624001903	TEMP	Retire 1" Homemade Service Tee at Midway, Roswell ML	FP-NMG Transm Specific-Replace	369.0	$ -	$ -	$ -	$ -	$ -	$ -	$ 43,252	$ -
3663	T680001904	PRE-09940	Erosion Mitigation Brazos ML MP 22.8 Mats	FP-NMG Transm Specific-Replace	367.1	$ -	$ -	$ -	$ -	$ -	$ -	$ -	$ -
3664	T680001904	PRE-09940	Erosion Mitigation Brazos ML MP 22.8 Mats	FP-NMG Transm Specific-Replace	368.0	$ -	$ -	$ -	$ -	$ -	$ -	$ -	$ -
3665	T680001904	PRE-09940	Erosion Mitigation Brazos ML MP 22.8 Mats	FP-NMG Transm Specific-Replace	369.0	$ -	$ -	$ -	$ -	$ -	$ -	$ -	$ -
3666	T680001905	TEMP	Erosion Mitigation Brazos ML MP 22.2 Mats	FP-NMG Transm Specific-Replace	367.1	$ -	$ -	$ -	$ -	$ -	$ -	$ -	$ -
3667	T680001905	TEMP	Erosion Mitigation Brazos ML MP 22.2 Mats	FP-NMG Transm Specific-Replace	368.0	$ -	$ -	$ -	$ -	$ -	$ -	$ -	$ -
3668	T680001905	TEMP	Erosion Mitigation Brazos ML MP 22.2 Mats	FP-NMG Transm Specific-Replace	369.0	$ -	$ -	$ -	$ -	$ -	$ -	$ -	$ -
3669	T680001906	PRE-09939	Erosion Mitigation Brazos ML MP 17.03 Mats	FP-NMG Transm Specific-Replace	367.1	$ -	$ -	$ -	$ -	$ -	$ -	$ -	$ -
3670	T680001906	PRE-09939	Erosion Mitigation Brazos ML MP 17.03 Mats	FP-NMG Transm Specific-Replace	368.0	$ -	$ -	$ -	$ -	$ -	$ -	$ -	$ -
3671	T680001906	PRE-09939	Erosion Mitigation Brazos ML MP 17.03 Mats	FP-NMG Transm Specific-Replace	369.0	$ -	$ -	$ -	$ -	$ -	$ -	$ -	$ -
3672	T680001907	PRE-09944	Erosion Mitigation Brazos ML MP 28.5 Mats	FP-NMG Transm Specific-Replace	367.1	$ -	$ -	$ -	$ -	$ -	$ -	$ -	$ -
3673	T680001907	PRE-09944	Erosion Mitigation Brazos ML MP 28.5 Mats	FP-NMG Transm Specific-Replace	368.0	$ -	$ -	$ -	$ -	$ -	$ -	$ -	$ -
3674	T680001907	PRE-09944	Erosion Mitigation Brazos ML MP 28.5 Mats	FP-NMG Transm Specific-Replace	369.0	$ -	$ -	$ -	$ -	$ -	$ -	$ -	$ -
3675	T680001908	PRE-09942	Erosion Mitigation Brazos ML MP 26.75 Mats	FP-NMG Transm Specific-Replace	367.1	$ -	$ -	$ -	$ -	$ -	$ -	$ -	$ -
3676	T680001908	PRE-09942	Erosion Mitigation Brazos ML MP 26.75 Mats	FP-NMG Transm Specific-Replace	368.0	$ -	$ -	$ -	$ -	$ -	$ -	$ -	$ -
3677	T680001908	PRE-09942	Erosion Mitigation Brazos ML MP 26.75 Mats	FP-NMG Transm Specific-Replace	369.0	$ -	$ -	$ -	$ -	$ -	$ -	$ -	$ -
3678	T680001909	PRE-09926	Erosion Mitigation Brazos ML MP 1.01 Mats	FP-NMG Transm Specific-Replace	367.1	$ -	$ -	$ -	$ -	$ -	$ -	$ -	$ -
3679	T680001909	PRE-09926	Erosion Mitigation Brazos ML MP 1.01 Mats	FP-NMG Transm Specific-Replace	368.0	$ -	$ -	$ -	$ -	$ -	$ -	$ -	$ -
3680	T680001909	PRE-09926	Erosion Mitigation Brazos ML MP 1.01 Mats	FP-NMG Transm Specific-Replace	369.0	$ -	$ -	$ -	$ -	$ -	$ -	$ -	$ -
3681	T624001910	PRE-10031	Replace Lovington N. Irrigation Meter	FP-NMG Transm Specific-Replace	367.1	$ -	$ -	$ -	$ -	$ -	$ -	$ 212,742	$ -
3682	T624001910	PRE-10031	Replace Lovington N. Irrigation Meter	FP-NMG Transm Specific-Replace	368.0	$ -	$ -	$ -	$ -	$ -	$ -	$ 30,392	$ -
3683	T624001910	PRE-10031	Replace Lovington N. Irrigation Meter	FP-NMG Transm Specific-Replace	369.0	$ -	$ -	$ -	$ -	$ -	$ -	$ 60,783	$ -
3684	T680001911	TEMP	Erosion Mitigation Brazos ML MP 21.15 Bore	FP-NMG Transm Specific-Replace	367.1	$ -	$ -	$ -	$ -	$ -	$ -	$ -	$ -
3685	T680001911	TEMP	Erosion Mitigation Brazos ML MP 21.15 Bore	FP-NMG Transm Specific-Replace	368.0	$ -	$ -	$ -	$ -	$ -	$ -	$ -	$ -
3686	T680001911	TEMP	Erosion Mitigation Brazos ML MP 21.15 Bore	FP-NMG Transm Specific-Replace	369.0	$ -	$ -	$ -	$ -	$ -	$ -	$ -	$ -
3687	T624001912	PRE-10032	Replace Outlet Valves on Roswell BS 1	FP-NMG Transm Specific-Replace	367.1	$ -	$ -	$ -	$ -	$ -	$ -	$ -	$ -
3688	T624001912	PRE-10032	Replace Outlet Valves on Roswell BS 1	FP-NMG Transm Specific-Replace	368.0	$ -	$ -	$ -	$ -	$ -	$ -	$ -	$ -
3689	T624001912	PRE-10032	Replace Outlet Valves on Roswell BS 1	FP-NMG Transm Specific-Replace	369.0	$ -	$ -	$ -	$ -	$ -	$ -	$ -	$ -
3690	T624001913	TEMP	MAOP Replacement - Roswell ML - 8in to BS#2	FP-NMG Transm Specific-Replace	367.1	$ -	$ -	$ -	$ -	$ -	$ -	$ -	$ -
3691	T624001913	TEMP	MAOP Replacement - Roswell ML - 8in to BS#2	FP-NMG Transm Specific-Replace	368.0	$ -	$ -	$ -	$ -	$ -	$ -	$ -	$ -
3692	T624001913	TEMP	MAOP Replacement - Roswell ML - 8in to BS#2	FP-NMG Transm Specific-Replace	369.0	$ -	$ -	$ -	$ -	$ -	$ -	$ -	$ -
3693	T624001914	PRE-10027	Replace DCP Artesia Meter and Filter/Separator	FP-NMG Transm Specific-Replace	367.1	$ -	$ -	$ -	$ -	$ -	$ -	$ -	$ -
3694	T624001914	PRE-10027	Replace DCP Artesia Meter and Filter/Separator	FP-NMG Transm Specific-Replace	368.0	$ -	$ -	$ -	$ -	$ -	$ -	$ -	$ -
3695	T624001914	PRE-10027	Replace DCP Artesia Meter and Filter/Separator	FP-NMG Transm Specific-Replace	369.0	$ -	$ -	$ -	$ -	$ -	$ -	$ -	$ -
3696	T680001916	PRE-09918	DOE ML Retire Appurtenances from MP 54. 4 to LA West Phase 1	FP-NMG Transm Specific-Replace	367.1	$ -	$ -	$ -	$ -	$ -	$ -	$ -	$ -
3697	T680001916	PRE-09918	DOE ML Retire Appurtenances from MP 54. 4 to LA West Phase 1	FP-NMG Transm Specific-Replace	368.0	$ -	$ -	$ -	$ -	$ -	$ -	$ -	$ -
3698	T680001916	PRE-09918	DOE ML Retire Appurtenances from MP 54. 4 to LA West Phase 1	FP-NMG Transm Specific-Replace	369.0	$ -	$ -	$ -	$ -	$ -	$ -	$ -	$ -
3699	610001917	PRE-09898	'22 ABQ X-trube Project Ph 2	FP-NMG Dist Specific-Replace	376.1	$ -	$ -	$ -	$ -	$ -	$ -	$ -	$ -

Sponsored by NMGC Witness Erik C. Buchanan

WP Plant 2 Clearings

NEW MEXICO GAS COMPANY, INC.

Plant Gross Activity
Base Period - 12 Months Ending March 31, 2023
Future Test Year - 12 Months Ending September 30, 2025

	A	B	C	D	E	F	G	H	I	J	K	L
3	Investment Number	FP Number	Investment Name	FP Type	FERC Account	4/30/2023	5/31/2023	6/30/2023	7/31/2023	8/31/2023	9/30/2023	10/31/2023
3700	610001917	PRE-09898	'22 ABQ X-trube Project Ph 2	FP-NMG Dist Specific-Replace	376.2	$ -	$ -	$ -	$ -	$ -	$ -	$ -
3701	610001917	PRE-09898	'22 ABQ X-trube Project Ph 2	FP-NMG Dist Specific-Replace	376.4	$ -	$ -	$ -	$ -	$ -	$ -	$ -
3702	610001917	PRE-09898	'22 ABQ X-trube Project Ph 2	FP-NMG Dist Specific-Replace	380.0	$ -	$ -	$ -	$ -	$ -	$ -	$ -
3703	610001918	PRE-09970	'24 ABQ X-Trube Project Ph3	FP-NMG Dist Specific-Replace	376.1	$ -	$ -	$ -	$ -	$ -	$ -	$ -
3704	610001918	PRE-09970	'24 ABQ X-Trube Project Ph3	FP-NMG Dist Specific-Replace	376.2	$ -	$ -	$ -	$ -	$ -	$ -	$ -
3705	610001918	PRE-09970	'24 ABQ X-Trube Project Ph3	FP-NMG Dist Specific-Replace	376.4	$ -	$ -	$ -	$ -	$ -	$ -	$ -
3706	610001918	PRE-09970	'24 ABQ X-Trube Project Ph3	FP-NMG Dist Specific-Replace	380.0	$ -	$ -	$ -	$ -	$ -	$ -	$ -
3707	610001919	TEMP	'24 ABQ X-Trube Project Ph2	FP-NMG Dist Specific-Replace	376.1	$ -	$ -	$ -	$ -	$ -	$ -	$ -
3708	610001919	TEMP	'24 ABQ X-Trube Project Ph2	FP-NMG Dist Specific-Replace	376.2	$ -	$ -	$ -	$ -	$ -	$ -	$ -
3709	610001919	TEMP	'24 ABQ X-Trube Project Ph2	FP-NMG Dist Specific-Replace	376.4	$ -	$ -	$ -	$ -	$ -	$ -	$ -
3710	610001919	TEMP	'24 ABQ X-Trube Project Ph2	FP-NMG Dist Specific-Replace	380.0	$ -	$ -	$ -	$ -	$ -	$ -	$ -
3711	610001920	TEMP	'25 ABQ X-Trube Project Ph2	FP-NMG Dist Specific-Replace	376.1	$ -	$ -	$ -	$ -	$ -	$ -	$ -
3712	610001920	TEMP	'25 ABQ X-Trube Project Ph2	FP-NMG Dist Specific-Replace	376.2	$ -	$ -	$ -	$ -	$ -	$ -	$ -
3713	610001920	TEMP	'25 ABQ X-Trube Project Ph2	FP-NMG Dist Specific-Replace	376.4	$ -	$ -	$ -	$ -	$ -	$ -	$ -
3714	610001920	TEMP	'25 ABQ X-Trube Project Ph2	FP-NMG Dist Specific-Replace	380.0	$ -	$ -	$ -	$ -	$ -	$ -	$ -
3715	610001921	TEMP	'26 ABQ X-Trube Project Ph 2	FP-NMG Dist Specific-Replace	376.1	$ -	$ -	$ -	$ -	$ -	$ -	$ -
3716	610001921	TEMP	'26 ABQ X-Trube Project Ph 2	FP-NMG Dist Specific-Replace	376.2	$ -	$ -	$ -	$ -	$ -	$ -	$ -
3717	610001921	TEMP	'26 ABQ X-Trube Project Ph 2	FP-NMG Dist Specific-Replace	376.4	$ -	$ -	$ -	$ -	$ -	$ -	$ -
3718	610001921	TEMP	'26 ABQ X-Trube Project Ph 2	FP-NMG Dist Specific-Replace	380.0	$ -	$ -	$ -	$ -	$ -	$ -	$ -
3719	601001922	TEMP	3 units AMLS - ABB	FP-NMG Office Furn & Equip	391.2	$ -	$ -	$ -	$ -	$ -	$ -	$ -
3720	601001922	TEMP	3 units AMLS - ABB	FP-NMG Office Furn & Equip	397.0	$ -	$ -	$ -	$ -	$ -	$ -	$ -
3721	601001922	TEMP	3 units AMLS - ABB	FP-NMG Office Furn & Equip	398.0	$ -	$ -	$ -	$ -	$ -	$ -	$ -
3722	T624001923	TEMP	MAOP Replacement - Roswell ML - 8in to BS#1	FP-NMG Transm Specific-Replace	367.1	$ -	$ -	$ -	$ -	$ -	$ -	$ -
3723	T624001923	TEMP	MAOP Replacement - Roswell ML - 8in to BS#1	FP-NMG Transm Specific-Replace	368.0	$ -	$ -	$ -	$ -	$ -	$ -	$ -
3724	T624001923	TEMP	MAOP Replacement - Roswell ML - 8in to BS#1	FP-NMG Transm Specific-Replace	369.0	$ -	$ -	$ -	$ -	$ -	$ -	$ -
3725	T610001924	PRE-10033	Retire Cabezon Compressor Station	FP-NMG Transm Stations-Replace	368.0	$ -	$ -	$ -	$ -	$ -	$ -	$ -
3726	T610001924	PRE-10033	Retire Cabezon Compressor Station	FP-NMG Transm Stations-Replace	369.0	$ -	$ -	$ -	$ -	$ -	$ -	$ -
3727	T680001925	NEW-15552	Ultrasonic Leak Detection at Star Lake	FP-NMG Transm Stations-New	369.0	$ -	$ -	$ -	$ -	$ -	$ -	$ -
3728	T680001926	PRE-09884	Retire DOE ML Pipe MP54.4 to LA West	FP-NMG Transm Mains-Replace	367.1	$ -	$ -	$ -	$ -	$ -	$ -	$ -
3729	T624001927	NEW-15555	Ultrasonic Leak Detection at Lea County	FP-NMG Transm Stations-New	369.0	$ -	$ -	$ -	$ -	$ -	$ -	$ -
3730	T610001928	NEW-15553	Ultrasonic Leak Detection at Redondo	FP-NMG Transm Stations-New	369.0	$ -	$ -	$ -	$ -	$ -	$ -	$ -
3731	T621001929	NEW-15560	Ultrasonic Leak Detection at Akela	FP-NMG Transm Stations-New	369.0	$ -	$ -	$ -	$ -	$ -	$ -	$ -
3732	T610001930	NEW-15556	Ultrasonic Leak Detection at Espejo	FP-NMG Transm Stations-New	369.0	$ -	$ -	$ -	$ -	$ -	$ -	$ -
3733	T621001931	NEW-15557	Ultrasonic Leak Detection at Chaparral	FP-NMG Transm Stations-New	369.0	$ -	$ -	$ -	$ -	$ -	$ -	$ -
3734	T660001932	NEW-15559	Ultrasonic Leak Detection at Alcalde	FP-NMG Transm Stations-New	369.0	$ -	$ -	$ -	$ -	$ -	$ -	$ -
3735	601001933	TEMP	La Luz Distribution PE Replacements	FP-NMG Dist Specific-Replace	376.1	$ -	$ -	$ -	$ -	$ -	$ -	$ -
3736	601001933	TEMP	La Luz Distribution PE Replacements	FP-NMG Dist Specific-Replace	376.2	$ -	$ -	$ -	$ -	$ -	$ -	$ -
3737	601001933	TEMP	La Luz Distribution PE Replacements	FP-NMG Dist Specific-Replace	376.4	$ -	$ -	$ -	$ -	$ -	$ -	$ -
3738	601001933	TEMP	La Luz Distribution PE Replacements	FP-NMG Dist Specific-Replace	380.0	$ -	$ -	$ -	$ -	$ -	$ -	$ -
3739	T621001934	NEW-15558	Ultrasonic Leak Detection at Arrey	FP-NMG Transm Stations-New	369.0	$ -	$ -	$ -	$ -	$ -	$ -	$ -
3740	611001935	TEMP	Los Lunas Belen Bosque Farms HP Distribution PE Replacements Phase I	FP-NMG Dist Specific-Replace	376.1	$ -	$ -	$ -	$ -	$ -	$ -	$ -
3741	611001935	TEMP	Los Lunas Belen Bosque Farms HP Distribution PE Replacements Phase I	FP-NMG Dist Specific-Replace	376.2	$ -	$ -	$ -	$ -	$ -	$ -	$ -
3742	611001935	TEMP	Los Lunas Belen Bosque Farms HP Distribution PE Replacements Phase I	FP-NMG Dist Specific-Replace	376.4	$ -	$ -	$ -	$ -	$ -	$ -	$ -
3743	611001935	TEMP	Los Lunas Belen Bosque Farms HP Distribution PE Replacements Phase I	FP-NMG Dist Specific-Replace	380.0	$ -	$ -	$ -	$ -	$ -	$ -	$ -
3744	680001936	TEMP	McGee Park and Lee Acres PE Replacements	FP-NMG Dist Specific-Replace	376.1	$ -	$ -	$ -	$ -	$ -	$ -	$ -
3745	680001936	TEMP	McGee Park and Lee Acres PE Replacements	FP-NMG Dist Specific-Replace	376.2	$ -	$ -	$ -	$ -	$ -	$ -	$ -
3746	680001936	TEMP	McGee Park and Lee Acres PE Replacements	FP-NMG Dist Specific-Replace	376.4	$ -	$ -	$ -	$ -	$ -	$ -	$ -
3747	680001936	TEMP	McGee Park and Lee Acres PE Replacements	FP-NMG Dist Specific-Replace	380.0	$ -	$ -	$ -	$ -	$ -	$ -	$ -
3748	T680001937	TEMP	MAOP Replacement - 2in/4in Western Refining Lateral	FP-NMG Transm Specific-Replace	367.1	$ -	$ -	$ -	$ -	$ -	$ -	$ -
3749	T680001937	TEMP	MAOP Replacement - 2in/4in Western Refining Lateral	FP-NMG Transm Specific-Replace	368.0	$ -	$ -	$ -	$ -	$ -	$ -	$ -
3750	T680001937	TEMP	MAOP Replacement - 2in/4in Western Refining Lateral	FP-NMG Transm Specific-Replace	369.0	$ -	$ -	$ -	$ -	$ -	$ -	$ -
3751	633001938	TEMP	T or C Distribution PE Replacement	FP-NMG Dist Specific-Replace	376.1	$ -	$ -	$ -	$ -	$ -	$ -	$ -
3752	633001938	TEMP	T or C Distribution PE Replacement	FP-NMG Dist Specific-Replace	376.2	$ -	$ -	$ -	$ -	$ -	$ -	$ -
3753	633001938	TEMP	T or C Distribution PE Replacement	FP-NMG Dist Specific-Replace	376.4	$ -	$ -	$ -	$ -	$ -	$ -	$ -
3754	633001938	TEMP	T or C Distribution PE Replacement	FP-NMG Dist Specific-Replace	380.0	$ -	$ -	$ -	$ -	$ -	$ -	$ -
3755	684001939	TEMP	Thoreau Distribution PE Replacements	FP-NMG Dist Specific-Replace	376.1	$ -	$ -	$ -	$ -	$ -	$ -	$ -

NEW MEXICO GAS COMPANY, INC.

Plant Gross Activity
Base Period - 12 Months Ending March 31, 2023
Future Test Year - 12 Months Ending September 30, 2025

	A	B	C	D	E	M	N	O	P	Q	R	S	T
3	Investment Number	FP Number	Investment Name	FP Type	FERC Account	11/30/2023	12/31/2023	1/31/2024	2/29/2024	3/31/2024	4/30/2024	5/31/2024	6/30/2024
3700	610001917	PRE-09898	'22 ABQ X-trube Project Ph 2	FP-NMG Dist Specific-Replace	376.2	$ -	$ -	$ -	$ -	$ -	$ -	$ -	$ -
3701	610001917	PRE-09898	'22 ABQ X-trube Project Ph 2	FP-NMG Dist Specific-Replace	376.4	$ -	$ -	$ -	$ -	$ -	$ -	$ -	$ -
3702	610001917	PRE-09898	'22 ABQ X-trube Project Ph 2	FP-NMG Dist Specific-Replace	380.0	$ -	$ -	$ -	$ -	$ -	$ -	$ -	$ -
3703	610001918	PRE-09970	'24 ABQ X-Trube Project Ph3	FP-NMG Dist Specific-Replace	376.1	$ -	$ -	$ -	$ -	$ -	$ -	$ -	$ -
3704	610001918	PRE-09970	'24 ABQ X-Trube Project Ph3	FP-NMG Dist Specific-Replace	376.2	$ -	$ -	$ -	$ -	$ -	$ -	$ -	$ -
3705	610001918	PRE-09970	'24 ABQ X-Trube Project Ph3	FP-NMG Dist Specific-Replace	376.4	$ -	$ -	$ -	$ -	$ -	$ -	$ -	$ -
3706	610001918	PRE-09970	'24 ABQ X-Trube Project Ph3	FP-NMG Dist Specific-Replace	380.0	$ -	$ -	$ -	$ -	$ -	$ -	$ -	$ -
3707	610001919	TEMP	'24 ABQ X-Trube Project Ph2	FP-NMG Dist Specific-Replace	376.1	$ -	$ -	$ -	$ -	$ -	$ -	$ -	$ 63,364
3708	610001919	TEMP	'24 ABQ X-Trube Project Ph2	FP-NMG Dist Specific-Replace	376.2	$ -	$ -	$ -	$ -	$ -	$ -	$ -	$ 443,548
3709	610001919	TEMP	'24 ABQ X-Trube Project Ph2	FP-NMG Dist Specific-Replace	376.4	$ -	$ -	$ -	$ -	$ -	$ -	$ -	$ 31,682
3710	610001919	TEMP	'24 ABQ X-Trube Project Ph2	FP-NMG Dist Specific-Replace	380.0	$ -	$ -	$ -	$ -	$ -	$ -	$ -	$ 95,046
3711	610001920	TEMP	'25 ABQ X-Trube Project Ph2	FP-NMG Dist Specific-Replace	376.1	$ -	$ -	$ -	$ -	$ -	$ -	$ -	$ -
3712	610001920	TEMP	'25 ABQ X-Trube Project Ph2	FP-NMG Dist Specific-Replace	376.2	$ -	$ -	$ -	$ -	$ -	$ -	$ -	$ -
3713	610001920	TEMP	'25 ABQ X-Trube Project Ph2	FP-NMG Dist Specific-Replace	376.4	$ -	$ -	$ -	$ -	$ -	$ -	$ -	$ -
3714	610001920	TEMP	'25 ABQ X-Trube Project Ph2	FP-NMG Dist Specific-Replace	380.0	$ -	$ -	$ -	$ -	$ -	$ -	$ -	$ -
3715	610001921	TEMP	'26 ABQ X-Trube Project Ph 2	FP-NMG Dist Specific-Replace	376.1	$ -	$ -	$ -	$ -	$ -	$ -	$ -	$ -
3716	610001921	TEMP	'26 ABQ X-Trube Project Ph 2	FP-NMG Dist Specific-Replace	376.2	$ -	$ -	$ -	$ -	$ -	$ -	$ -	$ -
3717	610001921	TEMP	'26 ABQ X-Trube Project Ph 2	FP-NMG Dist Specific-Replace	376.4	$ -	$ -	$ -	$ -	$ -	$ -	$ -	$ -
3718	610001921	TEMP	'26 ABQ X-Trube Project Ph 2	FP-NMG Dist Specific-Replace	380.0	$ -	$ -	$ -	$ -	$ -	$ -	$ -	$ -
3719	601001922	TEMP	3 units AMLS - ABB	FP-NMG Office Furn & Equip	391.2	$ -	$ -	$ -	$ -	$ -	$ -	$ -	$ -
3720	601001922	TEMP	3 units AMLS - ABB	FP-NMG Office Furn & Equip	397.0	$ -	$ -	$ -	$ -	$ -	$ -	$ -	$ -
3721	601001922	TEMP	3 units AMLS - ABB	FP-NMG Office Furn & Equip	398.0	$ -	$ -	$ -	$ -	$ -	$ -	$ -	$ -
3722	T624001923	TEMP	MAOP Replacement - Roswell ML - 8in to BS#1	FP-NMG Transm Specific-Replace	367.1	$ -	$ -	$ -	$ -	$ -	$ -	$ -	$ -
3723	T624001923	TEMP	MAOP Replacement - Roswell ML - 8in to BS#1	FP-NMG Transm Specific-Replace	368.0	$ -	$ -	$ -	$ -	$ -	$ -	$ -	$ -
3724	T624001923	TEMP	MAOP Replacement - Roswell ML - 8in to BS#1	FP-NMG Transm Specific-Replace	369.0	$ -	$ -	$ -	$ -	$ -	$ -	$ -	$ -
3725	T610001924	PRE-10033	Retire Cabezon Compressor Station	FP-NMG Transm Stations-Replace	368.0	$ -	$ -	$ -	$ -	$ -	$ -	$ -	$ -
3726	T610001924	PRE-10033	Retire Cabezon Compressor Station	FP-NMG Transm Stations-Replace	369.0	$ -	$ -	$ -	$ -	$ -	$ -	$ -	$ -
3727	T680001925	NEW-15552	Ultrasonic Leak Detection at Star Lake	FP-NMG Transm Stations-New	369.0	$ -	$ -	$ -	$ -	$ -	$ -	$ -	$ -
3728	T680001926	PRE-09884	Retire DOE ML Pipe MP54.4 to LA West	FP-NMG Transm Mains-Replace	367.1	$ -	$ -	$ -	$ -	$ -	$ -	$ -	$ -
3729	T624001927	NEW-15555	Ultrasonic Leak Detection at Lea County	FP-NMG Transm Stations-New	369.0	$ -	$ -	$ -	$ -	$ -	$ -	$ -	$ -
3730	T610001928	NEW-15553	Ultrasonic Leak Detection at Redondo	FP-NMG Transm Stations-New	369.0	$ -	$ -	$ -	$ -	$ -	$ -	$ -	$ -
3731	T621001929	NEW-15560	Ultrasonic Leak Detection at Akela	FP-NMG Transm Stations-New	369.0	$ -	$ -	$ -	$ -	$ -	$ -	$ -	$ -
3732	T610001930	NEW-15556	Ultrasonic Leak Detection at Espejo	FP-NMG Transm Stations-New	369.0	$ -	$ -	$ -	$ -	$ -	$ -	$ -	$ -
3733	T621001931	NEW-15557	Ultrasonic Leak Detection at Chaparral	FP-NMG Transm Stations-New	369.0	$ -	$ -	$ -	$ -	$ -	$ -	$ -	$ -
3734	T660001932	NEW-15559	Ultrasonic Leak Detection at Alcalde	FP-NMG Transm Stations-New	369.0	$ -	$ -	$ -	$ -	$ -	$ -	$ -	$ -
3735	601001933	TEMP	La Luz Distribution PE Replacements	FP-NMG Dist Specific-Replace	376.1	$ -	$ -	$ -	$ -	$ -	$ -	$ -	$ -
3736	601001933	TEMP	La Luz Distribution PE Replacements	FP-NMG Dist Specific-Replace	376.2	$ -	$ -	$ -	$ -	$ -	$ -	$ -	$ -
3737	601001933	TEMP	La Luz Distribution PE Replacements	FP-NMG Dist Specific-Replace	376.4	$ -	$ -	$ -	$ -	$ -	$ -	$ -	$ -
3738	601001933	TEMP	La Luz Distribution PE Replacements	FP-NMG Dist Specific-Replace	380.0	$ -	$ -	$ -	$ -	$ -	$ -	$ -	$ -
3739	T621001934	NEW-15558	Ultrasonic Leak Detection at Arrey	FP-NMG Transm Stations-New	369.0	$ -	$ -	$ -	$ -	$ -	$ -	$ -	$ -
3740	611001935	TEMP	Los Lunas Belen Bosque Farms HP Distribution PE Replacements Phase I	FP-NMG Dist Specific-Replace	376.1	$ -	$ -	$ -	$ -	$ -	$ -	$ -	$ -
3741	611001935	TEMP	Los Lunas Belen Bosque Farms HP Distribution PE Replacements Phase I	FP-NMG Dist Specific-Replace	376.2	$ -	$ -	$ -	$ -	$ -	$ -	$ -	$ -
3742	611001935	TEMP	Los Lunas Belen Bosque Farms HP Distribution PE Replacements Phase I	FP-NMG Dist Specific-Replace	376.4	$ -	$ -	$ -	$ -	$ -	$ -	$ -	$ -
3743	611001935	TEMP	Los Lunas Belen Bosque Farms HP Distribution PE Replacements Phase I	FP-NMG Dist Specific-Replace	380.0	$ -	$ -	$ -	$ -	$ -	$ -	$ -	$ -
3744	680001936	TEMP	McGee Park and Lee Acres PE Replacements	FP-NMG Dist Specific-Replace	376.1	$ -	$ -	$ -	$ -	$ -	$ -	$ -	$ -
3745	680001936	TEMP	McGee Park and Lee Acres PE Replacements	FP-NMG Dist Specific-Replace	376.2	$ -	$ -	$ -	$ -	$ -	$ -	$ -	$ -
3746	680001936	TEMP	McGee Park and Lee Acres PE Replacements	FP-NMG Dist Specific-Replace	376.4	$ -	$ -	$ -	$ -	$ -	$ -	$ -	$ -
3747	680001936	TEMP	McGee Park and Lee Acres PE Replacements	FP-NMG Dist Specific-Replace	380.0	$ -	$ -	$ -	$ -	$ -	$ -	$ -	$ -
3748	T680001937	TEMP	MAOP Replacement - 2in/4in Western Refining Lateral	FP-NMG Transm Specific-Replace	367.1	$ -	$ -	$ -	$ -	$ -	$ -	$ -	$ -
3749	T680001937	TEMP	MAOP Replacement - 2in/4in Western Refining Lateral	FP-NMG Transm Specific-Replace	368.0	$ -	$ -	$ -	$ -	$ -	$ -	$ -	$ -
3750	T680001937	TEMP	MAOP Replacement - 2in/4in Western Refining Lateral	FP-NMG Transm Specific-Replace	369.0	$ -	$ -	$ -	$ -	$ -	$ -	$ -	$ -
3751	633001938	TEMP	T or C Distribution PE Replacement	FP-NMG Dist Specific-Replace	376.1	$ -	$ -	$ -	$ -	$ -	$ -	$ -	$ -
3752	633001938	TEMP	T or C Distribution PE Replacement	FP-NMG Dist Specific-Replace	376.2	$ -	$ -	$ -	$ -	$ -	$ -	$ -	$ -
3753	633001938	TEMP	T or C Distribution PE Replacement	FP-NMG Dist Specific-Replace	376.4	$ -	$ -	$ -	$ -	$ -	$ -	$ -	$ -
3754	633001938	TEMP	T or C Distribution PE Replacement	FP-NMG Dist Specific-Replace	380.0	$ -	$ -	$ -	$ -	$ -	$ -	$ -	$ -
3755	684001939	TEMP	Thoreau Distribution PE Replacements	FP-NMG Dist Specific-Replace	376.1	$ -	$ -	$ -	$ -	$ -	$ -	$ -	$ -

NEW MEXICO GAS COMPANY, INC.

Plant Gross Activity
Base Period - 12 Months Ending March 31, 2023
Future Test Year - 12 Months Ending September 30, 2025

	A	B	C	D	E	U	V	W	X	Y	Z	AA
3	Investment Number	FP Number	Investment Name	FP Type	FERC Account	7/31/2024	8/31/2024	9/30/2024	10/31/2024	11/30/2024	12/31/2024	1/31/2025
3700	610001917	PRE-09898	'22 ABQ X-trube Project Ph 2	FP-NMG Dist Specific-Replace	376.2	$ -	$ -	$ -	$ -	$ -	$ -	$ -
3701	610001917	PRE-09898	'22 ABQ X-trube Project Ph 2	FP-NMG Dist Specific-Replace	376.4	$ -	$ -	$ -	$ -	$ -	$ -	$ -
3702	610001917	PRE-09898	'22 ABQ X-trube Project Ph 2	FP-NMG Dist Specific-Replace	380.0	$ -	$ -	$ -	$ -	$ -	$ -	$ -
3703	610001918	PRE-09970	'24 ABQ X-Trube Project Ph3	FP-NMG Dist Specific-Replace	376.1	$ -	$ -	$ -	$ -	$ -	$ -	$ -
3704	610001918	PRE-09970	'24 ABQ X-Trube Project Ph3	FP-NMG Dist Specific-Replace	376.2	$ -	$ -	$ -	$ -	$ -	$ -	$ -
3705	610001918	PRE-09970	'24 ABQ X-Trube Project Ph3	FP-NMG Dist Specific-Replace	376.4	$ -	$ -	$ -	$ -	$ -	$ -	$ -
3706	610001918	PRE-09970	'24 ABQ X-Trube Project Ph3	FP-NMG Dist Specific-Replace	380.0	$ -	$ -	$ -	$ -	$ -	$ -	$ -
3707	610001919	TEMP	'24 ABQ X-Trube Project Ph2	FP-NMG Dist Specific-Replace	376.1	$ -	$ -	$ 65,115	$ -	$ -	$ 61,608	$ -
3708	610001919	TEMP	'24 ABQ X-Trube Project Ph2	FP-NMG Dist Specific-Replace	376.2	$ -	$ -	$ 455,806	$ -	$ -	$ 431,256	$ -
3709	610001919	TEMP	'24 ABQ X-Trube Project Ph2	FP-NMG Dist Specific-Replace	376.4	$ -	$ -	$ 32,558	$ -	$ -	$ 30,804	$ -
3710	610001919	TEMP	'24 ABQ X-Trube Project Ph2	FP-NMG Dist Specific-Replace	380.0	$ -	$ -	$ 97,673	$ -	$ -	$ 92,412	$ -
3711	610001920	TEMP	'25 ABQ X-Trube Project Ph2	FP-NMG Dist Specific-Replace	376.1	$ -	$ -	$ -	$ -	$ -	$ -	$ -
3712	610001920	TEMP	'25 ABQ X-Trube Project Ph2	FP-NMG Dist Specific-Replace	376.2	$ -	$ -	$ -	$ -	$ -	$ -	$ -
3713	610001920	TEMP	'25 ABQ X-Trube Project Ph2	FP-NMG Dist Specific-Replace	376.4	$ -	$ -	$ -	$ -	$ -	$ -	$ -
3714	610001920	TEMP	'25 ABQ X-Trube Project Ph2	FP-NMG Dist Specific-Replace	380.0	$ -	$ -	$ -	$ -	$ -	$ -	$ -
3715	610001921	TEMP	'26 ABQ X-Trube Project Ph 2	FP-NMG Dist Specific-Replace	376.1	$ -	$ -	$ -	$ -	$ -	$ -	$ -
3716	610001921	TEMP	'26 ABQ X-Trube Project Ph 2	FP-NMG Dist Specific-Replace	376.2	$ -	$ -	$ -	$ -	$ -	$ -	$ -
3717	610001921	TEMP	'26 ABQ X-Trube Project Ph 2	FP-NMG Dist Specific-Replace	376.4	$ -	$ -	$ -	$ -	$ -	$ -	$ -
3718	610001921	TEMP	'26 ABQ X-Trube Project Ph 2	FP-NMG Dist Specific-Replace	380.0	$ -	$ -	$ -	$ -	$ -	$ -	$ -
3719	601001922	TEMP	3 units AMLS - ABB	FP-NMG Office Furn & Equip	391.2	$ -	$ -	$ -	$ -	$ -	$ -	$ -
3720	601001922	TEMP	3 units AMLS - ABB	FP-NMG Office Furn & Equip	397.0	$ -	$ -	$ -	$ -	$ -	$ -	$ -
3721	601001922	TEMP	3 units AMLS - ABB	FP-NMG Office Furn & Equip	398.0	$ -	$ -	$ -	$ -	$ -	$ -	$ -
3722	T624001923	TEMP	MAOP Replacement - Roswell ML - 8in to BS#1	FP-NMG Transm Specific-Replace	367.1	$ -	$ -	$ -	$ -	$ -	$ -	$ -
3723	T624001923	TEMP	MAOP Replacement - Roswell ML - 8in to BS#1	FP-NMG Transm Specific-Replace	368.0	$ -	$ -	$ -	$ -	$ -	$ -	$ -
3724	T624001923	TEMP	MAOP Replacement - Roswell ML - 8in to BS#1	FP-NMG Transm Specific-Replace	369.0	$ -	$ -	$ -	$ -	$ -	$ -	$ -
3725	T610001924	PRE-10033	Retire Cabezon Compressor Station	FP-NMG Transm Stations-Replace	368.0	$ -	$ -	$ -	$ -	$ -	$ -	$ -
3726	T610001924	PRE-10033	Retire Cabezon Compressor Station	FP-NMG Transm Stations-Replace	369.0	$ -	$ -	$ -	$ -	$ -	$ -	$ -
3727	T680001925	NEW-15552	Ultrasonic Leak Detection at Star Lake	FP-NMG Transm Stations-New	369.0	$ -	$ -	$ -	$ -	$ -	$ -	$ -
3728	T680001926	PRE-09884	Retire DOE ML Pipe MP54.4 to LA West	FP-NMG Transm Mains-Replace	367.1	$ -	$ -	$ -	$ -	$ -	$ -	$ -
3729	T624001927	NEW-15555	Ultrasonic Leak Detection at Lea County	FP-NMG Transm Stations-New	369.0	$ -	$ -	$ -	$ -	$ -	$ -	$ -
3730	T610001928	NEW-15553	Ultrasonic Leak Detection at Redondo	FP-NMG Transm Stations-New	369.0	$ -	$ -	$ -	$ -	$ -	$ -	$ -
3731	T621001929	NEW-15560	Ultrasonic Leak Detection at Akela	FP-NMG Transm Stations-New	369.0	$ -	$ -	$ -	$ -	$ -	$ -	$ -
3732	T610001930	NEW-15556	Ultrasonic Leak Detection at Espejo	FP-NMG Transm Stations-New	369.0	$ -	$ -	$ -	$ -	$ -	$ -	$ -
3733	T621001931	NEW-15557	Ultrasonic Leak Detection at Chaparral	FP-NMG Transm Stations-New	369.0	$ -	$ -	$ -	$ -	$ -	$ -	$ -
3734	T660001932	NEW-15559	Ultrasonic Leak Detection at Alcalde	FP-NMG Transm Stations-New	369.0	$ -	$ -	$ -	$ -	$ -	$ -	$ -
3735	601001933	TEMP	La Luz Distribution PE Replacements	FP-NMG Dist Specific-Replace	376.1	$ -	$ -	$ -	$ -	$ -	$ -	$ -
3736	601001933	TEMP	La Luz Distribution PE Replacements	FP-NMG Dist Specific-Replace	376.2	$ -	$ -	$ -	$ -	$ -	$ -	$ -
3737	601001933	TEMP	La Luz Distribution PE Replacements	FP-NMG Dist Specific-Replace	376.4	$ -	$ -	$ -	$ -	$ -	$ -	$ -
3738	601001933	TEMP	La Luz Distribution PE Replacements	FP-NMG Dist Specific-Replace	380.0	$ -	$ -	$ -	$ -	$ -	$ -	$ -
3739	T621001934	NEW-15558	Ultrasonic Leak Detection at Arrey	FP-NMG Transm Stations-New	369.0	$ -	$ -	$ -	$ -	$ -	$ -	$ -
3740	611001935	TEMP	Los Lunas Belen Bosque Farms HP Distribution PE Replacements Phase I	FP-NMG Dist Specific-Replace	376.1	$ -	$ -	$ -	$ -	$ -	$ -	$ -
3741	611001935	TEMP	Los Lunas Belen Bosque Farms HP Distribution PE Replacements Phase I	FP-NMG Dist Specific-Replace	376.2	$ -	$ -	$ -	$ -	$ -	$ -	$ -
3742	611001935	TEMP	Los Lunas Belen Bosque Farms HP Distribution PE Replacements Phase I	FP-NMG Dist Specific-Replace	376.4	$ -	$ -	$ -	$ -	$ -	$ -	$ -
3743	611001935	TEMP	Los Lunas Belen Bosque Farms HP Distribution PE Replacements Phase I	FP-NMG Dist Specific-Replace	380.0	$ -	$ -	$ -	$ -	$ -	$ -	$ -
3744	680001936	TEMP	McGee Park and Lee Acres PE Replacements	FP-NMG Dist Specific-Replace	376.1	$ -	$ -	$ -	$ -	$ -	$ -	$ -
3745	680001936	TEMP	McGee Park and Lee Acres PE Replacements	FP-NMG Dist Specific-Replace	376.2	$ -	$ -	$ -	$ -	$ -	$ -	$ -
3746	680001936	TEMP	McGee Park and Lee Acres PE Replacements	FP-NMG Dist Specific-Replace	376.4	$ -	$ -	$ -	$ -	$ -	$ -	$ -
3747	680001936	TEMP	McGee Park and Lee Acres PE Replacements	FP-NMG Dist Specific-Replace	380.0	$ -	$ -	$ -	$ -	$ -	$ -	$ -
3748	T680001937	TEMP	MAOP Replacement - 2in/4in Western Refining Lateral	FP-NMG Transm Specific-Replace	367.1	$ -	$ -	$ -	$ -	$ -	$ -	$ -
3749	T680001937	TEMP	MAOP Replacement - 2in/4in Western Refining Lateral	FP-NMG Transm Specific-Replace	368.0	$ -	$ -	$ -	$ -	$ -	$ -	$ -
3750	T680001937	TEMP	MAOP Replacement - 2in/4in Western Refining Lateral	FP-NMG Transm Specific-Replace	369.0	$ -	$ -	$ -	$ -	$ -	$ -	$ -
3751	633001938	TEMP	T or C Distribution PE Replacement	FP-NMG Dist Specific-Replace	376.1	$ -	$ -	$ -	$ -	$ -	$ -	$ -
3752	633001938	TEMP	T or C Distribution PE Replacement	FP-NMG Dist Specific-Replace	376.2	$ -	$ -	$ -	$ -	$ -	$ -	$ -
3753	633001938	TEMP	T or C Distribution PE Replacement	FP-NMG Dist Specific-Replace	376.4	$ -	$ -	$ -	$ -	$ -	$ -	$ -
3754	633001938	TEMP	T or C Distribution PE Replacement	FP-NMG Dist Specific-Replace	380.0	$ -	$ -	$ -	$ -	$ -	$ -	$ -
3755	684001939	TEMP	Thoreau Distribution PE Replacements	FP-NMG Dist Specific-Replace	376.1	$ -	$ -	$ -	$ -	$ -	$ -	$ -

NEW MEXICO GAS COMPANY, INC.

Plant Gross Activity
Base Period - 12 Months Ending March 31, 2023
Future Test Year - 12 Months Ending September 30, 2025

	A	B	C	D	E	AB	AC	AD	AE	AF	AG	AH	AI
3	Investment Number	FP Number	Investment Name	FP Type	FERC Account	2/28/2025	3/31/2025	4/30/2025	5/31/2025	6/30/2025	7/31/2025	8/31/2025	9/30/2025
3700	610001917	PRE-09898	'22 ABQ X-trube Project Ph 2	FP-NMG Dist Specific-Replace	376.2	$ -	$ -	$ -	$ -	$ -	$ -	$ -	$ -
3701	610001917	PRE-09898	'22 ABQ X-trube Project Ph 2	FP-NMG Dist Specific-Replace	376.4	$ -	$ -	$ -	$ -	$ -	$ -	$ -	$ -
3702	610001917	PRE-09898	'22 ABQ X-trube Project Ph 2	FP-NMG Dist Specific-Replace	380.0	$ -	$ -	$ -	$ -	$ -	$ -	$ -	$ -
3703	610001918	PRE-09970	'24 ABQ X-Trube Project Ph3	FP-NMG Dist Specific-Replace	376.1	$ -	$ -	$ -	$ -	$ 43,887	$ -	$ -	$ 52,770
3704	610001918	PRE-09970	'24 ABQ X-Trube Project Ph3	FP-NMG Dist Specific-Replace	376.2	$ -	$ -	$ -	$ -	$ 307,206	$ -	$ -	$ 369,390
3705	610001918	PRE-09970	'24 ABQ X-Trube Project Ph3	FP-NMG Dist Specific-Replace	376.4	$ -	$ -	$ -	$ -	$ 21,943	$ -	$ -	$ 26,385
3706	610001918	PRE-09970	'24 ABQ X-Trube Project Ph3	FP-NMG Dist Specific-Replace	380.0	$ -	$ -	$ -	$ -	$ 65,830	$ -	$ -	$ 79,155
3707	610001919	TEMP	'24 ABQ X-Trube Project Ph2	FP-NMG Dist Specific-Replace	376.1	$ -	$ -	$ -	$ -	$ -	$ -	$ -	$ -
3708	610001919	TEMP	'24 ABQ X-Trube Project Ph2	FP-NMG Dist Specific-Replace	376.2	$ -	$ -	$ -	$ -	$ -	$ -	$ -	$ -
3709	610001919	TEMP	'24 ABQ X-Trube Project Ph2	FP-NMG Dist Specific-Replace	376.4	$ -	$ -	$ -	$ -	$ -	$ -	$ -	$ -
3710	610001919	TEMP	'24 ABQ X-Trube Project Ph2	FP-NMG Dist Specific-Replace	380.0	$ -	$ -	$ -	$ -	$ -	$ -	$ -	$ -
3711	610001920	TEMP	'25 ABQ X-Trube Project Ph2	FP-NMG Dist Specific-Replace	376.1	$ -	$ -	$ -	$ -	$ 44,254	$ -	$ -	$ 52,762
3712	610001920	TEMP	'25 ABQ X-Trube Project Ph2	FP-NMG Dist Specific-Replace	376.2	$ -	$ -	$ -	$ -	$ 309,780	$ -	$ -	$ 369,336
3713	610001920	TEMP	'25 ABQ X-Trube Project Ph2	FP-NMG Dist Specific-Replace	376.4	$ -	$ -	$ -	$ -	$ 22,127	$ -	$ -	$ 26,381
3714	610001920	TEMP	'25 ABQ X-Trube Project Ph2	FP-NMG Dist Specific-Replace	380.0	$ -	$ -	$ -	$ -	$ 66,381	$ -	$ -	$ 79,143
3715	610001921	TEMP	'26 ABQ X-Trube Project Ph 2	FP-NMG Dist Specific-Replace	376.1	$ -	$ -	$ -	$ -	$ -	$ -	$ -	$ -
3716	610001921	TEMP	'26 ABQ X-Trube Project Ph 2	FP-NMG Dist Specific-Replace	376.2	$ -	$ -	$ -	$ -	$ -	$ -	$ -	$ -
3717	610001921	TEMP	'26 ABQ X-Trube Project Ph 2	FP-NMG Dist Specific-Replace	376.4	$ -	$ -	$ -	$ -	$ -	$ -	$ -	$ -
3718	610001921	TEMP	'26 ABQ X-Trube Project Ph 2	FP-NMG Dist Specific-Replace	380.0	$ -	$ -	$ -	$ -	$ -	$ -	$ -	$ -
3719	601001922	TEMP	3 units AMLS - ABB	FP-NMG Office Furn & Equip	391.2	$ -	$ -	$ -	$ -	$ -	$ -	$ -	$ -
3720	601001922	TEMP	3 units AMLS - ABB	FP-NMG Office Furn & Equip	397.0	$ -	$ -	$ -	$ -	$ -	$ -	$ -	$ -
3721	601001922	TEMP	3 units AMLS - ABB	FP-NMG Office Furn & Equip	398.0	$ -	$ -	$ -	$ -	$ -	$ -	$ -	$ -
3722	T624001923	TEMP	MAOP Replacement - Roswell ML - 8in to BS#1	FP-NMG Transm Specific-Replace	367.1	$ -	$ -	$ -	$ -	$ -	$ -	$ -	$ -
3723	T624001923	TEMP	MAOP Replacement - Roswell ML - 8in to BS#1	FP-NMG Transm Specific-Replace	368.0	$ -	$ -	$ -	$ -	$ -	$ -	$ -	$ -
3724	T624001923	TEMP	MAOP Replacement - Roswell ML - 8in to BS#1	FP-NMG Transm Specific-Replace	369.0	$ -	$ -	$ -	$ -	$ -	$ -	$ -	$ -
3725	T610001924	PRE-10033	Retire Cabezon Compressor Station	FP-NMG Transm Stations-Replace	368.0	$ -	$ -	$ -	$ -	$ -	$ -	$ -	$ -
3726	T610001924	PRE-10033	Retire Cabezon Compressor Station	FP-NMG Transm Stations-Replace	369.0	$ -	$ -	$ -	$ -	$ -	$ -	$ -	$ -
3727	T680001925	NEW-15552	Ultrasonic Leak Detection at Star Lake	FP-NMG Transm Stations-New	369.0	$ -	$ -	$ -	$ -	$ -	$ -	$ -	$ -
3728	T680001926	PRE-09884	Retire DOE ML Pipe MP54.4 to LA West	FP-NMG Transm Mains-Replace	367.1	$ -	$ -	$ -	$ -	$ -	$ -	$ -	$ -
3729	T624001927	NEW-15555	Ultrasonic Leak Detection at Lea County	FP-NMG Transm Stations-New	369.0	$ -	$ -	$ -	$ -	$ -	$ -	$ -	$ -
3730	T610001928	NEW-15553	Ultrasonic Leak Detection at Redondo	FP-NMG Transm Stations-New	369.0	$ -	$ -	$ -	$ -	$ -	$ -	$ -	$ -
3731	T621001929	NEW-15560	Ultrasonic Leak Detection at Akela	FP-NMG Transm Stations-New	369.0	$ -	$ -	$ -	$ -	$ -	$ -	$ -	$ -
3732	T610001930	NEW-15556	Ultrasonic Leak Detection at Espejo	FP-NMG Transm Stations-New	369.0	$ -	$ -	$ -	$ -	$ -	$ -	$ -	$ -
3733	T621001931	NEW-15557	Ultrasonic Leak Detection at Chaparral	FP-NMG Transm Stations-New	369.0	$ -	$ -	$ -	$ -	$ -	$ -	$ -	$ -
3734	T660001932	NEW-15559	Ultrasonic Leak Detection at Alcalde	FP-NMG Transm Stations-New	369.0	$ -	$ -	$ -	$ -	$ -	$ -	$ -	$ -
3735	601001933	TEMP	La Luz Distribution PE Replacements	FP-NMG Dist Specific-Replace	376.1	$ -	$ -	$ -	$ -	$ -	$ 4,787	$ -	$ -
3736	601001933	TEMP	La Luz Distribution PE Replacements	FP-NMG Dist Specific-Replace	376.2	$ -	$ -	$ -	$ -	$ -	$ 33,507	$ -	$ -
3737	601001933	TEMP	La Luz Distribution PE Replacements	FP-NMG Dist Specific-Replace	376.4	$ -	$ -	$ -	$ -	$ -	$ 2,393	$ -	$ -
3738	601001933	TEMP	La Luz Distribution PE Replacements	FP-NMG Dist Specific-Replace	380.0	$ -	$ -	$ -	$ -	$ -	$ 7,180	$ -	$ -
3739	T621001934	NEW-15558	Ultrasonic Leak Detection at Arrey	FP-NMG Transm Stations-New	369.0	$ -	$ -	$ -	$ -	$ -	$ -	$ -	$ -
3740	611001935	TEMP	Los Lunas Belen Bosque Farms HP Distribution PE Replacements Phase I	FP-NMG Dist Specific-Replace	376.1	$ -	$ -	$ -	$ -	$ -	$ -	$ -	$ -
3741	611001935	TEMP	Los Lunas Belen Bosque Farms HP Distribution PE Replacements Phase I	FP-NMG Dist Specific-Replace	376.2	$ -	$ -	$ -	$ -	$ -	$ -	$ -	$ -
3742	611001935	TEMP	Los Lunas Belen Bosque Farms HP Distribution PE Replacements Phase I	FP-NMG Dist Specific-Replace	376.4	$ -	$ -	$ -	$ -	$ -	$ -	$ -	$ -
3743	611001935	TEMP	Los Lunas Belen Bosque Farms HP Distribution PE Replacements Phase I	FP-NMG Dist Specific-Replace	380.0	$ -	$ -	$ -	$ -	$ -	$ -	$ -	$ -
3744	680001936	TEMP	McGee Park and Lee Acres PE Replacements	FP-NMG Dist Specific-Replace	376.1	$ -	$ -	$ -	$ 3,425	$ -	$ -	$ -	$ -
3745	680001936	TEMP	McGee Park and Lee Acres PE Replacements	FP-NMG Dist Specific-Replace	376.2	$ -	$ -	$ -	$ 23,974	$ -	$ -	$ -	$ -
3746	680001936	TEMP	McGee Park and Lee Acres PE Replacements	FP-NMG Dist Specific-Replace	376.4	$ -	$ -	$ -	$ 1,712	$ -	$ -	$ -	$ -
3747	680001936	TEMP	McGee Park and Lee Acres PE Replacements	FP-NMG Dist Specific-Replace	380.0	$ -	$ -	$ -	$ 5,137	$ -	$ -	$ -	$ -
3748	T680001937	TEMP	MAOP Replacement - 2in/4in Western Refining Lateral	FP-NMG Transm Specific-Replace	367.1	$ -	$ -	$ -	$ -	$ -	$ -	$ -	$ -
3749	T680001937	TEMP	MAOP Replacement - 2in/4in Western Refining Lateral	FP-NMG Transm Specific-Replace	368.0	$ -	$ -	$ -	$ -	$ -	$ -	$ -	$ -
3750	T680001937	TEMP	MAOP Replacement - 2in/4in Western Refining Lateral	FP-NMG Transm Specific-Replace	369.0	$ -	$ -	$ -	$ -	$ -	$ -	$ -	$ -
3751	633001938	TEMP	T or C Distribution PE Replacement	FP-NMG Dist Specific-Replace	376.1	$ -	$ -	$ -	$ 1,986	$ -	$ -	$ -	$ -
3752	633001938	TEMP	T or C Distribution PE Replacement	FP-NMG Dist Specific-Replace	376.2	$ -	$ -	$ -	$ 13,903	$ -	$ -	$ -	$ -
3753	633001938	TEMP	T or C Distribution PE Replacement	FP-NMG Dist Specific-Replace	376.4	$ -	$ -	$ -	$ 993	$ -	$ -	$ -	$ -
3754	633001938	TEMP	T or C Distribution PE Replacement	FP-NMG Dist Specific-Replace	380.0	$ -	$ -	$ -	$ 2,979	$ -	$ -	$ -	$ -
3755	684001939	TEMP	Thoreau Distribution PE Replacements	FP-NMG Dist Specific-Replace	376.1	$ -	$ -	$ -	$ 4,406	$ -	$ -	$ -	$ -

NEW MEXICO GAS COMPANY, INC.

Plant Gross Activity
Base Period - 12 Months Ending March 31, 2023
Future Test Year - 12 Months Ending September 30, 2025

	A	B	C	D	E	F	G	H	I	J	K	L
3	Investment Number	FP Number	Investment Name	FP Type	FERC Account	4/30/2023	5/31/2023	6/30/2023	7/31/2023	8/31/2023	9/30/2023	10/31/2023
3756	684001939	TEMP	Thoreau Distribution PE Replacements	FP-NMG Dist Specific-Replace	376.2	$ -	$ -	$ -	$ -	$ -	$ -	$ -
3757	684001939	TEMP	Thoreau Distribution PE Replacements	FP-NMG Dist Specific-Replace	376.4	$ -	$ -	$ -	$ -	$ -	$ -	$ -
3758	684001939	TEMP	Thoreau Distribution PE Replacements	FP-NMG Dist Specific-Replace	380.0	$ -	$ -	$ -	$ -	$ -	$ -	$ -
3759	634001940	TEMP	Tucumcari 30 PSIG Distribution PE Replacements	FP-NMG Dist Specific-Replace	376.1	$ -	$ -	$ -	$ -	$ -	$ -	$ -
3760	634001940	TEMP	Tucumcari 30 PSIG Distribution PE Replacements	FP-NMG Dist Specific-Replace	376.2	$ -	$ -	$ -	$ -	$ -	$ -	$ -
3761	634001940	TEMP	Tucumcari 30 PSIG Distribution PE Replacements	FP-NMG Dist Specific-Replace	376.4	$ -	$ -	$ -	$ -	$ -	$ -	$ -
3762	634001940	TEMP	Tucumcari 30 PSIG Distribution PE Replacements	FP-NMG Dist Specific-Replace	380.0	$ -	$ -	$ -	$ -	$ -	$ -	$ -
3763	610001941	TEMP	Northwest HP PE Replacements Phase I	FP-NMG Dist Specific-Replace	376.1	$ -	$ -	$ -	$ -	$ -	$ -	$ -
3764	610001941	TEMP	Northwest HP PE Replacements Phase I	FP-NMG Dist Specific-Replace	376.2	$ -	$ -	$ -	$ -	$ -	$ -	$ -
3765	610001941	TEMP	Northwest HP PE Replacements Phase I	FP-NMG Dist Specific-Replace	376.4	$ -	$ -	$ -	$ -	$ -	$ -	$ -
3766	610001941	TEMP	Northwest HP PE Replacements Phase I	FP-NMG Dist Specific-Replace	380.0	$ -	$ -	$ -	$ -	$ -	$ -	$ -
3767	T680001942	TEMP	MAOP Replacement - Farmington ML	FP-NMG Transm Specific-Replace	367.1	$ -	$ -	$ -	$ -	$ -	$ -	$ -
3768	T680001942	TEMP	MAOP Replacement - Farmington ML	FP-NMG Transm Specific-Replace	368.0	$ -	$ -	$ -	$ -	$ -	$ -	$ -
3769	T680001942	TEMP	MAOP Replacement - Farmington ML	FP-NMG Transm Specific-Replace	369.0	$ -	$ -	$ -	$ -	$ -	$ -	$ -
3770	633001943	NEW-15538	Land, Structures & Sta - T or C - New	FP-NMG Dist Stations-New	378.0	$ -	$ -	$ -	$ -	$ -	$ -	$ -
3771	633001943	NEW-15538	Land, Structures & Sta - T or C - New	FP-NMG Dist Stations-New	385.0	$ -	$ -	$ -	$ -	$ -	$ -	$ -
3772	660001944	TEMP	Santa Fe Calle Espejo PE Replacements	FP-NMG Dist Specific-Replace	376.1	$ -	$ -	$ -	$ -	$ -	$ -	$ -
3773	660001944	TEMP	Santa Fe Calle Espejo PE Replacements	FP-NMG Dist Specific-Replace	376.2	$ -	$ -	$ -	$ -	$ -	$ -	$ -
3774	660001944	TEMP	Santa Fe Calle Espejo PE Replacements	FP-NMG Dist Specific-Replace	376.4	$ -	$ -	$ -	$ -	$ -	$ -	$ -
3775	660001944	TEMP	Santa Fe Calle Espejo PE Replacements	FP-NMG Dist Specific-Replace	380.0	$ -	$ -	$ -	$ -	$ -	$ -	$ -
3776	660001945	TEMP	Santa Fe Viejo Rastro PE Replacements	FP-NMG Dist Specific-Replace	376.1	$ -	$ -	$ -	$ -	$ -	$ -	$ -
3777	660001945	TEMP	Santa Fe Viejo Rastro PE Replacements	FP-NMG Dist Specific-Replace	376.2	$ -	$ -	$ -	$ -	$ -	$ -	$ -
3778	660001945	TEMP	Santa Fe Viejo Rastro PE Replacements	FP-NMG Dist Specific-Replace	376.4	$ -	$ -	$ -	$ -	$ -	$ -	$ -
3779	660001945	TEMP	Santa Fe Viejo Rastro PE Replacements	FP-NMG Dist Specific-Replace	380.0	$ -	$ -	$ -	$ -	$ -	$ -	$ -
3780	660001946	TEMP	Santa Fe Altazano Dr PE Replacements	FP-NMG Dist Specific-Replace	376.1	$ -	$ -	$ -	$ -	$ -	$ -	$ -
3781	660001946	TEMP	Santa Fe Altazano Dr PE Replacements	FP-NMG Dist Specific-Replace	376.2	$ -	$ -	$ -	$ -	$ -	$ -	$ -
3782	660001946	TEMP	Santa Fe Altazano Dr PE Replacements	FP-NMG Dist Specific-Replace	376.4	$ -	$ -	$ -	$ -	$ -	$ -	$ -
3783	660001946	TEMP	Santa Fe Altazano Dr PE Replacements	FP-NMG Dist Specific-Replace	380.0	$ -	$ -	$ -	$ -	$ -	$ -	$ -
3784	660001947	TEMP	Santa Fe Avenger Way PE Replacements	FP-NMG Dist Specific-Replace	376.1	$ -	$ -	$ -	$ -	$ -	$ -	$ -
3785	660001947	TEMP	Santa Fe Avenger Way PE Replacements	FP-NMG Dist Specific-Replace	376.2	$ -	$ -	$ -	$ -	$ -	$ -	$ -
3786	660001947	TEMP	Santa Fe Avenger Way PE Replacements	FP-NMG Dist Specific-Replace	376.4	$ -	$ -	$ -	$ -	$ -	$ -	$ -
3787	660001947	TEMP	Santa Fe Avenger Way PE Replacements	FP-NMG Dist Specific-Replace	380.0	$ -	$ -	$ -	$ -	$ -	$ -	$ -
3788	660001948	TEMP	Santa Fe Madison Rd PE Replacements	FP-NMG Dist Specific-Replace	376.1	$ -	$ -	$ -	$ -	$ -	$ -	$ -
3789	660001948	TEMP	Santa Fe Madison Rd PE Replacements	FP-NMG Dist Specific-Replace	376.2	$ -	$ -	$ -	$ -	$ -	$ -	$ -
3790	660001948	TEMP	Santa Fe Madison Rd PE Replacements	FP-NMG Dist Specific-Replace	376.4	$ -	$ -	$ -	$ -	$ -	$ -	$ -
3791	660001948	TEMP	Santa Fe Madison Rd PE Replacements	FP-NMG Dist Specific-Replace	380.0	$ -	$ -	$ -	$ -	$ -	$ -	$ -
3792	660001949	TEMP	Santa Fe Painted Pony Cr PE Replacements	FP-NMG Dist Specific-Replace	376.1	$ -	$ -	$ -	$ -	$ -	$ -	$ -
3793	660001949	TEMP	Santa Fe Painted Pony Cr PE Replacements	FP-NMG Dist Specific-Replace	376.2	$ -	$ -	$ -	$ -	$ -	$ -	$ -
3794	660001949	TEMP	Santa Fe Painted Pony Cr PE Replacements	FP-NMG Dist Specific-Replace	376.4	$ -	$ -	$ -	$ -	$ -	$ -	$ -
3795	660001949	TEMP	Santa Fe Painted Pony Cr PE Replacements	FP-NMG Dist Specific-Replace	380.0	$ -	$ -	$ -	$ -	$ -	$ -	$ -
3796	660001950	TEMP	Santa Fe Calle Corazon PE Replacements	FP-NMG Dist Specific-Replace	376.1	$ -	$ -	$ -	$ -	$ -	$ -	$ -
3797	660001950	TEMP	Santa Fe Calle Corazon PE Replacements	FP-NMG Dist Specific-Replace	376.2	$ -	$ -	$ -	$ -	$ -	$ -	$ -
3798	660001950	TEMP	Santa Fe Calle Corazon PE Replacements	FP-NMG Dist Specific-Replace	376.4	$ -	$ -	$ -	$ -	$ -	$ -	$ -
3799	660001950	TEMP	Santa Fe Calle Corazon PE Replacements	FP-NMG Dist Specific-Replace	380.0	$ -	$ -	$ -	$ -	$ -	$ -	$ -
3800	660001951	TEMP	Santa Fe Willow Way PE Replacements	FP-NMG Dist Specific-Replace	376.1	$ -	$ -	$ -	$ -	$ -	$ -	$ -
3801	660001951	TEMP	Santa Fe Willow Way PE Replacements	FP-NMG Dist Specific-Replace	376.2	$ -	$ -	$ -	$ -	$ -	$ -	$ -
3802	660001951	TEMP	Santa Fe Willow Way PE Replacements	FP-NMG Dist Specific-Replace	376.4	$ -	$ -	$ -	$ -	$ -	$ -	$ -
3803	660001951	TEMP	Santa Fe Willow Way PE Replacements	FP-NMG Dist Specific-Replace	380.0	$ -	$ -	$ -	$ -	$ -	$ -	$ -
3804	660001952	TEMP	Santa Fe Via Caballero Del Norte PE Replacements	FP-NMG Dist Specific-Replace	376.1	$ -	$ -	$ -	$ -	$ -	$ -	$ -
3805	660001952	TEMP	Santa Fe Via Caballero Del Norte PE Replacements	FP-NMG Dist Specific-Replace	376.2	$ -	$ -	$ -	$ -	$ -	$ -	$ -
3806	660001952	TEMP	Santa Fe Via Caballero Del Norte PE Replacements	FP-NMG Dist Specific-Replace	376.4	$ -	$ -	$ -	$ -	$ -	$ -	$ -
3807	660001952	TEMP	Santa Fe Via Caballero Del Norte PE Replacements	FP-NMG Dist Specific-Replace	380.0	$ -	$ -	$ -	$ -	$ -	$ -	$ -
3808	660001953	TEMP	Santa Fe Corte Del Porto PE Replacements	FP-NMG Dist Specific-Replace	376.1	$ -	$ -	$ -	$ -	$ -	$ -	$ -
3809	660001953	TEMP	Santa Fe Corte Del Porto PE Replacements	FP-NMG Dist Specific-Replace	376.2	$ -	$ -	$ -	$ -	$ -	$ -	$ -
3810	660001953	TEMP	Santa Fe Corte Del Porto PE Replacements	FP-NMG Dist Specific-Replace	376.4	$ -	$ -	$ -	$ -	$ -	$ -	$ -
3811	660001953	TEMP	Santa Fe Corte Del Porto PE Replacements	FP-NMG Dist Specific-Replace	380.0	$ -	$ -	$ -	$ -	$ -	$ -	$ -

NEW MEXICO GAS COMPANY, INC.

Plant Gross Activity
Base Period - 12 Months Ending March 31, 2023
Future Test Year - 12 Months Ending September 30, 2025

	A	B	C	D	E	M	N	O	P	Q	R	S	T
3	Investment Number	FP Number	Investment Name	FP Type	FERC Account	11/30/2023	12/31/2023	1/31/2024	2/29/2024	3/31/2024	4/30/2024	5/31/2024	6/30/2024
3756	684001939	TEMP	Thoreau Distribution PE Replacements	FP-NMG Dist Specific-Replace	376.2	$ -	$ -	$ -	$ -	$ -	$ -	$ -	$ -
3757	684001939	TEMP	Thoreau Distribution PE Replacements	FP-NMG Dist Specific-Replace	376.4	$ -	$ -	$ -	$ -	$ -	$ -	$ -	$ -
3758	684001939	TEMP	Thoreau Distribution PE Replacements	FP-NMG Dist Specific-Replace	380.0	$ -	$ -	$ -	$ -	$ -	$ -	$ -	$ -
3759	634001940	TEMP	Tucumcari 30 PSIG Distribution PE Replacements	FP-NMG Dist Specific-Replace	376.1	$ -	$ -	$ -	$ -	$ -	$ -	$ -	$ -
3760	634001940	TEMP	Tucumcari 30 PSIG Distribution PE Replacements	FP-NMG Dist Specific-Replace	376.2	$ -	$ -	$ -	$ -	$ -	$ -	$ -	$ -
3761	634001940	TEMP	Tucumcari 30 PSIG Distribution PE Replacements	FP-NMG Dist Specific-Replace	376.4	$ -	$ -	$ -	$ -	$ -	$ -	$ -	$ -
3762	634001940	TEMP	Tucumcari 30 PSIG Distribution PE Replacements	FP-NMG Dist Specific-Replace	380.0	$ -	$ -	$ -	$ -	$ -	$ -	$ -	$ -
3763	610001941	TEMP	Northwest HP PE Replacements Phase I	FP-NMG Dist Specific-Replace	376.1	$ -	$ -	$ -	$ -	$ -	$ -	$ -	$ -
3764	610001941	TEMP	Northwest HP PE Replacements Phase I	FP-NMG Dist Specific-Replace	376.2	$ -	$ -	$ -	$ -	$ -	$ -	$ -	$ -
3765	610001941	TEMP	Northwest HP PE Replacements Phase I	FP-NMG Dist Specific-Replace	376.4	$ -	$ -	$ -	$ -	$ -	$ -	$ -	$ -
3766	610001941	TEMP	Northwest HP PE Replacements Phase I	FP-NMG Dist Specific-Replace	380.0	$ -	$ -	$ -	$ -	$ -	$ -	$ -	$ -
3767	T680001942	TEMP	MAOP Replacement - Farmington ML	FP-NMG Transm Specific-Replace	367.1	$ -	$ -	$ -	$ -	$ -	$ -	$ -	$ -
3768	T680001942	TEMP	MAOP Replacement - Farmington ML	FP-NMG Transm Specific-Replace	368.0	$ -	$ -	$ -	$ -	$ -	$ -	$ -	$ -
3769	T680001942	TEMP	MAOP Replacement - Farmington ML	FP-NMG Transm Specific-Replace	369.0	$ -	$ -	$ -	$ -	$ -	$ -	$ -	$ -
3770	633001943	NEW-15538	Land, Structures & Sta - T or C - New	FP-NMG Dist Stations-New	378.0	$ -	$ -	$ -	$ -	$ -	$ -	$ -	$ -
3771	633001943	NEW-15538	Land, Structures & Sta - T or C - New	FP-NMG Dist Stations-New	385.0	$ -	$ -	$ -	$ -	$ -	$ -	$ -	$ -
3772	660001944	TEMP	Santa Fe Calle Espejo PE Replacements	FP-NMG Dist Specific-Replace	376.1	$ -	$ -	$ -	$ -	$ -	$ -	$ -	$ -
3773	660001944	TEMP	Santa Fe Calle Espejo PE Replacements	FP-NMG Dist Specific-Replace	376.2	$ -	$ -	$ -	$ -	$ -	$ -	$ -	$ -
3774	660001944	TEMP	Santa Fe Calle Espejo PE Replacements	FP-NMG Dist Specific-Replace	376.4	$ -	$ -	$ -	$ -	$ -	$ -	$ -	$ -
3775	660001944	TEMP	Santa Fe Calle Espejo PE Replacements	FP-NMG Dist Specific-Replace	380.0	$ -	$ -	$ -	$ -	$ -	$ -	$ -	$ -
3776	660001945	TEMP	Santa Fe Viejo Rastro PE Replacements	FP-NMG Dist Specific-Replace	376.1	$ -	$ -	$ -	$ -	$ -	$ -	$ -	$ -
3777	660001945	TEMP	Santa Fe Viejo Rastro PE Replacements	FP-NMG Dist Specific-Replace	376.2	$ -	$ -	$ -	$ -	$ -	$ -	$ -	$ -
3778	660001945	TEMP	Santa Fe Viejo Rastro PE Replacements	FP-NMG Dist Specific-Replace	376.4	$ -	$ -	$ -	$ -	$ -	$ -	$ -	$ -
3779	660001945	TEMP	Santa Fe Viejo Rastro PE Replacements	FP-NMG Dist Specific-Replace	380.0	$ -	$ -	$ -	$ -	$ -	$ -	$ -	$ -
3780	660001946	TEMP	Santa Fe Altazano Dr PE Replacements	FP-NMG Dist Specific-Replace	376.1	$ -	$ -	$ -	$ -	$ -	$ -	$ -	$ -
3781	660001946	TEMP	Santa Fe Altazano Dr PE Replacements	FP-NMG Dist Specific-Replace	376.2	$ -	$ -	$ -	$ -	$ -	$ -	$ -	$ -
3782	660001946	TEMP	Santa Fe Altazano Dr PE Replacements	FP-NMG Dist Specific-Replace	376.4	$ -	$ -	$ -	$ -	$ -	$ -	$ -	$ -
3783	660001946	TEMP	Santa Fe Altazano Dr PE Replacements	FP-NMG Dist Specific-Replace	380.0	$ -	$ -	$ -	$ -	$ -	$ -	$ -	$ -
3784	660001947	TEMP	Santa Fe Avenger Way PE Replacements	FP-NMG Dist Specific-Replace	376.1	$ -	$ -	$ -	$ -	$ -	$ -	$ -	$ -
3785	660001947	TEMP	Santa Fe Avenger Way PE Replacements	FP-NMG Dist Specific-Replace	376.2	$ -	$ -	$ -	$ -	$ -	$ -	$ -	$ -
3786	660001947	TEMP	Santa Fe Avenger Way PE Replacements	FP-NMG Dist Specific-Replace	376.4	$ -	$ -	$ -	$ -	$ -	$ -	$ -	$ -
3787	660001947	TEMP	Santa Fe Avenger Way PE Replacements	FP-NMG Dist Specific-Replace	380.0	$ -	$ -	$ -	$ -	$ -	$ -	$ -	$ -
3788	660001948	TEMP	Santa Fe Madison Rd PE Replacements	FP-NMG Dist Specific-Replace	376.1	$ -	$ -	$ -	$ -	$ -	$ -	$ -	$ -
3789	660001948	TEMP	Santa Fe Madison Rd PE Replacements	FP-NMG Dist Specific-Replace	376.2	$ -	$ -	$ -	$ -	$ -	$ -	$ -	$ -
3790	660001948	TEMP	Santa Fe Madison Rd PE Replacements	FP-NMG Dist Specific-Replace	376.4	$ -	$ -	$ -	$ -	$ -	$ -	$ -	$ -
3791	660001948	TEMP	Santa Fe Madison Rd PE Replacements	FP-NMG Dist Specific-Replace	380.0	$ -	$ -	$ -	$ -	$ -	$ -	$ -	$ -
3792	660001949	TEMP	Santa Fe Painted Pony Cr PE Replacements	FP-NMG Dist Specific-Replace	376.1	$ -	$ -	$ -	$ -	$ -	$ -	$ -	$ -
3793	660001949	TEMP	Santa Fe Painted Pony Cr PE Replacements	FP-NMG Dist Specific-Replace	376.2	$ -	$ -	$ -	$ -	$ -	$ -	$ -	$ -
3794	660001949	TEMP	Santa Fe Painted Pony Cr PE Replacements	FP-NMG Dist Specific-Replace	376.4	$ -	$ -	$ -	$ -	$ -	$ -	$ -	$ -
3795	660001949	TEMP	Santa Fe Painted Pony Cr PE Replacements	FP-NMG Dist Specific-Replace	380.0	$ -	$ -	$ -	$ -	$ -	$ -	$ -	$ -
3796	660001950	TEMP	Santa Fe Calle Corazon PE Replacements	FP-NMG Dist Specific-Replace	376.1	$ -	$ -	$ -	$ -	$ -	$ -	$ -	$ -
3797	660001950	TEMP	Santa Fe Calle Corazon PE Replacements	FP-NMG Dist Specific-Replace	376.2	$ -	$ -	$ -	$ -	$ -	$ -	$ -	$ -
3798	660001950	TEMP	Santa Fe Calle Corazon PE Replacements	FP-NMG Dist Specific-Replace	376.4	$ -	$ -	$ -	$ -	$ -	$ -	$ -	$ -
3799	660001950	TEMP	Santa Fe Calle Corazon PE Replacements	FP-NMG Dist Specific-Replace	380.0	$ -	$ -	$ -	$ -	$ -	$ -	$ -	$ -
3800	660001951	TEMP	Santa Fe Willow Way PE Replacements	FP-NMG Dist Specific-Replace	376.1	$ -	$ -	$ -	$ -	$ -	$ -	$ -	$ -
3801	660001951	TEMP	Santa Fe Willow Way PE Replacements	FP-NMG Dist Specific-Replace	376.2	$ -	$ -	$ -	$ -	$ -	$ -	$ -	$ -
3802	660001951	TEMP	Santa Fe Willow Way PE Replacements	FP-NMG Dist Specific-Replace	376.4	$ -	$ -	$ -	$ -	$ -	$ -	$ -	$ -
3803	660001951	TEMP	Santa Fe Willow Way PE Replacements	FP-NMG Dist Specific-Replace	380.0	$ -	$ -	$ -	$ -	$ -	$ -	$ -	$ -
3804	660001952	TEMP	Santa Fe Via Caballero Del Norte PE Replacements	FP-NMG Dist Specific-Replace	376.1	$ -	$ -	$ -	$ -	$ -	$ -	$ -	$ -
3805	660001952	TEMP	Santa Fe Via Caballero Del Norte PE Replacements	FP-NMG Dist Specific-Replace	376.2	$ -	$ -	$ -	$ -	$ -	$ -	$ -	$ -
3806	660001952	TEMP	Santa Fe Via Caballero Del Norte PE Replacements	FP-NMG Dist Specific-Replace	376.4	$ -	$ -	$ -	$ -	$ -	$ -	$ -	$ -
3807	660001952	TEMP	Santa Fe Via Caballero Del Norte PE Replacements	FP-NMG Dist Specific-Replace	380.0	$ -	$ -	$ -	$ -	$ -	$ -	$ -	$ -
3808	660001953	TEMP	Santa Fe Corte Del Porto PE Replacements	FP-NMG Dist Specific-Replace	376.1	$ -	$ -	$ -	$ -	$ -	$ -	$ -	$ -
3809	660001953	TEMP	Santa Fe Corte Del Porto PE Replacements	FP-NMG Dist Specific-Replace	376.2	$ -	$ -	$ -	$ -	$ -	$ -	$ -	$ -
3810	660001953	TEMP	Santa Fe Corte Del Porto PE Replacements	FP-NMG Dist Specific-Replace	376.4	$ -	$ -	$ -	$ -	$ -	$ -	$ -	$ -
3811	660001953	TEMP	Santa Fe Corte Del Porto PE Replacements	FP-NMG Dist Specific-Replace	380.0	$ -	$ -	$ -	$ -	$ -	$ -	$ -	$ -

NEW MEXICO GAS COMPANY, INC.

Plant Gross Activity
Base Period - 12 Months Ending March 31, 2023
Future Test Year - 12 Months Ending September 30, 2025

	A	B	C	D	E	U	V	W	X	Y	Z	AA
3	Investment Number	FP Number	Investment Name	FP Type	FERC Account	7/31/2024	8/31/2024	9/30/2024	10/31/2024	11/30/2024	12/31/2024	1/31/2025
3756	684001939	TEMP	Thoreau Distribution PE Replacements	FP-NMG Dist Specific-Replace	376.2	$ -	$ -	$ -	$ -	$ -	$ -	$ -
3757	684001939	TEMP	Thoreau Distribution PE Replacements	FP-NMG Dist Specific-Replace	376.4	$ -	$ -	$ -	$ -	$ -	$ -	$ -
3758	684001939	TEMP	Thoreau Distribution PE Replacements	FP-NMG Dist Specific-Replace	380.0	$ -	$ -	$ -	$ -	$ -	$ -	$ -
3759	634001940	TEMP	Tucumcari 30 PSIG Distribution PE Replacements	FP-NMG Dist Specific-Replace	376.1	$ -	$ -	$ -	$ -	$ -	$ -	$ -
3760	634001940	TEMP	Tucumcari 30 PSIG Distribution PE Replacements	FP-NMG Dist Specific-Replace	376.2	$ -	$ -	$ -	$ -	$ -	$ -	$ -
3761	634001940	TEMP	Tucumcari 30 PSIG Distribution PE Replacements	FP-NMG Dist Specific-Replace	376.4	$ -	$ -	$ -	$ -	$ -	$ -	$ -
3762	634001940	TEMP	Tucumcari 30 PSIG Distribution PE Replacements	FP-NMG Dist Specific-Replace	380.0	$ -	$ -	$ -	$ -	$ -	$ -	$ -
3763	610001941	TEMP	Northwest HP PE Replacements Phase I	FP-NMG Dist Specific-Replace	376.1	$ -	$ -	$ -	$ -	$ -	$ -	$ -
3764	610001941	TEMP	Northwest HP PE Replacements Phase I	FP-NMG Dist Specific-Replace	376.2	$ -	$ -	$ -	$ -	$ -	$ -	$ -
3765	610001941	TEMP	Northwest HP PE Replacements Phase I	FP-NMG Dist Specific-Replace	376.4	$ -	$ -	$ -	$ -	$ -	$ -	$ -
3766	610001941	TEMP	Northwest HP PE Replacements Phase I	FP-NMG Dist Specific-Replace	380.0	$ -	$ -	$ -	$ -	$ -	$ -	$ -
3767	T680001942	TEMP	MAOP Replacement - Farmington ML	FP-NMG Transm Specific-Replace	367.1	$ -	$ -	$ -	$ -	$ -	$ -	$ -
3768	T680001942	TEMP	MAOP Replacement - Farmington ML	FP-NMG Transm Specific-Replace	368.0	$ -	$ -	$ -	$ -	$ -	$ -	$ -
3769	T680001942	TEMP	MAOP Replacement - Farmington ML	FP-NMG Transm Specific-Replace	369.0	$ -	$ -	$ -	$ -	$ -	$ -	$ -
3770	633001943	NEW-15538	Land, Structures & Sta - T or C - New	FP-NMG Dist Stations-New	378.0	$ -	$ -	$ 3,468	$ -	$ -	$ -	$ -
3771	633001943	NEW-15538	Land, Structures & Sta - T or C - New	FP-NMG Dist Stations-New	385.0	$ -	$ -	$ 9,377	$ -	$ -	$ -	$ -
3772	660001944	TEMP	Santa Fe Calle Espejo PE Replacements	FP-NMG Dist Specific-Replace	376.1	$ -	$ -	$ -	$ -	$ -	$ -	$ -
3773	660001944	TEMP	Santa Fe Calle Espejo PE Replacements	FP-NMG Dist Specific-Replace	376.2	$ -	$ -	$ -	$ -	$ -	$ -	$ -
3774	660001944	TEMP	Santa Fe Calle Espejo PE Replacements	FP-NMG Dist Specific-Replace	376.4	$ -	$ -	$ -	$ -	$ -	$ -	$ -
3775	660001944	TEMP	Santa Fe Calle Espejo PE Replacements	FP-NMG Dist Specific-Replace	380.0	$ -	$ -	$ -	$ -	$ -	$ -	$ -
3776	660001945	TEMP	Santa Fe Viejo Rastro PE Replacements	FP-NMG Dist Specific-Replace	376.1	$ -	$ -	$ -	$ -	$ -	$ -	$ -
3777	660001945	TEMP	Santa Fe Viejo Rastro PE Replacements	FP-NMG Dist Specific-Replace	376.2	$ -	$ -	$ -	$ -	$ -	$ -	$ -
3778	660001945	TEMP	Santa Fe Viejo Rastro PE Replacements	FP-NMG Dist Specific-Replace	376.4	$ -	$ -	$ -	$ -	$ -	$ -	$ -
3779	660001945	TEMP	Santa Fe Viejo Rastro PE Replacements	FP-NMG Dist Specific-Replace	380.0	$ -	$ -	$ -	$ -	$ -	$ -	$ -
3780	660001946	TEMP	Santa Fe Altazano Dr PE Replacements	FP-NMG Dist Specific-Replace	376.1	$ -	$ -	$ -	$ -	$ -	$ -	$ -
3781	660001946	TEMP	Santa Fe Altazano Dr PE Replacements	FP-NMG Dist Specific-Replace	376.2	$ -	$ -	$ -	$ -	$ -	$ -	$ -
3782	660001946	TEMP	Santa Fe Altazano Dr PE Replacements	FP-NMG Dist Specific-Replace	376.4	$ -	$ -	$ -	$ -	$ -	$ -	$ -
3783	660001946	TEMP	Santa Fe Altazano Dr PE Replacements	FP-NMG Dist Specific-Replace	380.0	$ -	$ -	$ -	$ -	$ -	$ -	$ -
3784	660001947	TEMP	Santa Fe Avenger Way PE Replacements	FP-NMG Dist Specific-Replace	376.1	$ -	$ -	$ -	$ -	$ -	$ -	$ -
3785	660001947	TEMP	Santa Fe Avenger Way PE Replacements	FP-NMG Dist Specific-Replace	376.2	$ -	$ -	$ -	$ -	$ -	$ -	$ -
3786	660001947	TEMP	Santa Fe Avenger Way PE Replacements	FP-NMG Dist Specific-Replace	376.4	$ -	$ -	$ -	$ -	$ -	$ -	$ -
3787	660001947	TEMP	Santa Fe Avenger Way PE Replacements	FP-NMG Dist Specific-Replace	380.0	$ -	$ -	$ -	$ -	$ -	$ -	$ -
3788	660001948	TEMP	Santa Fe Madison Rd PE Replacements	FP-NMG Dist Specific-Replace	376.1	$ -	$ -	$ -	$ -	$ -	$ -	$ -
3789	660001948	TEMP	Santa Fe Madison Rd PE Replacements	FP-NMG Dist Specific-Replace	376.2	$ -	$ -	$ -	$ -	$ -	$ -	$ -
3790	660001948	TEMP	Santa Fe Madison Rd PE Replacements	FP-NMG Dist Specific-Replace	376.4	$ -	$ -	$ -	$ -	$ -	$ -	$ -
3791	660001948	TEMP	Santa Fe Madison Rd PE Replacements	FP-NMG Dist Specific-Replace	380.0	$ -	$ -	$ -	$ -	$ -	$ -	$ -
3792	660001949	TEMP	Santa Fe Painted Pony Cr PE Replacements	FP-NMG Dist Specific-Replace	376.1	$ -	$ -	$ -	$ -	$ -	$ -	$ -
3793	660001949	TEMP	Santa Fe Painted Pony Cr PE Replacements	FP-NMG Dist Specific-Replace	376.2	$ -	$ -	$ -	$ -	$ -	$ -	$ -
3794	660001949	TEMP	Santa Fe Painted Pony Cr PE Replacements	FP-NMG Dist Specific-Replace	376.4	$ -	$ -	$ -	$ -	$ -	$ -	$ -
3795	660001949	TEMP	Santa Fe Painted Pony Cr PE Replacements	FP-NMG Dist Specific-Replace	380.0	$ -	$ -	$ -	$ -	$ -	$ -	$ -
3796	660001950	TEMP	Santa Fe Calle Corazon PE Replacements	FP-NMG Dist Specific-Replace	376.1	$ -	$ -	$ -	$ -	$ -	$ -	$ -
3797	660001950	TEMP	Santa Fe Calle Corazon PE Replacements	FP-NMG Dist Specific-Replace	376.2	$ -	$ -	$ -	$ -	$ -	$ -	$ -
3798	660001950	TEMP	Santa Fe Calle Corazon PE Replacements	FP-NMG Dist Specific-Replace	376.4	$ -	$ -	$ -	$ -	$ -	$ -	$ -
3799	660001950	TEMP	Santa Fe Calle Corazon PE Replacements	FP-NMG Dist Specific-Replace	380.0	$ -	$ -	$ -	$ -	$ -	$ -	$ -
3800	660001951	TEMP	Santa Fe Willow Way PE Replacements	FP-NMG Dist Specific-Replace	376.1	$ -	$ -	$ -	$ -	$ -	$ -	$ -
3801	660001951	TEMP	Santa Fe Willow Way PE Replacements	FP-NMG Dist Specific-Replace	376.2	$ -	$ -	$ -	$ -	$ -	$ -	$ -
3802	660001951	TEMP	Santa Fe Willow Way PE Replacements	FP-NMG Dist Specific-Replace	376.4	$ -	$ -	$ -	$ -	$ -	$ -	$ -
3803	660001951	TEMP	Santa Fe Willow Way PE Replacements	FP-NMG Dist Specific-Replace	380.0	$ -	$ -	$ -	$ -	$ -	$ -	$ -
3804	660001952	TEMP	Santa Fe Via Caballero Del Norte PE Replacements	FP-NMG Dist Specific-Replace	376.1	$ -	$ -	$ -	$ -	$ -	$ -	$ -
3805	660001952	TEMP	Santa Fe Via Caballero Del Norte PE Replacements	FP-NMG Dist Specific-Replace	376.2	$ -	$ -	$ -	$ -	$ -	$ -	$ -
3806	660001952	TEMP	Santa Fe Via Caballero Del Norte PE Replacements	FP-NMG Dist Specific-Replace	376.4	$ -	$ -	$ -	$ -	$ -	$ -	$ -
3807	660001952	TEMP	Santa Fe Via Caballero Del Norte PE Replacements	FP-NMG Dist Specific-Replace	380.0	$ -	$ -	$ -	$ -	$ -	$ -	$ -
3808	660001953	TEMP	Santa Fe Corte Del Porto PE Replacements	FP-NMG Dist Specific-Replace	376.1	$ -	$ -	$ -	$ -	$ -	$ -	$ -
3809	660001953	TEMP	Santa Fe Corte Del Porto PE Replacements	FP-NMG Dist Specific-Replace	376.2	$ -	$ -	$ -	$ -	$ -	$ -	$ -
3810	660001953	TEMP	Santa Fe Corte Del Porto PE Replacements	FP-NMG Dist Specific-Replace	376.4	$ -	$ -	$ -	$ -	$ -	$ -	$ -
3811	660001953	TEMP	Santa Fe Corte Del Porto PE Replacements	FP-NMG Dist Specific-Replace	380.0	$ -	$ -	$ -	$ -	$ -	$ -	$ -

NEW MEXICO GAS COMPANY, INC.

Plant Gross Activity
Base Period - 12 Months Ending March 31, 2023
Future Test Year - 12 Months Ending September 30, 2025

	A	B	C	D	E	AB	AC	AD	AE	AF	AG	AH	AI
3	Investment Number	FP Number	Investment Name	FP Type	FERC Account	2/28/2025	3/31/2025	4/30/2025	5/31/2025	6/30/2025	7/31/2025	8/31/2025	9/30/2025
3756	684001939	TEMP	Thoreau Distribution PE Replacements	FP-NMG Dist Specific-Replace	376.2	$ -	$ -	$ -	$ 30,842	$ -	$ -	$ -	$ -
3757	684001939	TEMP	Thoreau Distribution PE Replacements	FP-NMG Dist Specific-Replace	376.4	$ -	$ -	$ -	$ 2,203	$ -	$ -	$ -	$ -
3758	684001939	TEMP	Thoreau Distribution PE Replacements	FP-NMG Dist Specific-Replace	380.0	$ -	$ -	$ -	$ 6,609	$ -	$ -	$ -	$ -
3759	634001940	TEMP	Tucumcari 30 PSIG Distribution PE Replacements	FP-NMG Dist Specific-Replace	376.1	$ -	$ -	$ -	$ 3,596	$ -	$ -	$ -	$ -
3760	634001940	TEMP	Tucumcari 30 PSIG Distribution PE Replacements	FP-NMG Dist Specific-Replace	376.2	$ -	$ -	$ -	$ 25,175	$ -	$ -	$ -	$ -
3761	634001940	TEMP	Tucumcari 30 PSIG Distribution PE Replacements	FP-NMG Dist Specific-Replace	376.4	$ -	$ -	$ -	$ 1,798	$ -	$ -	$ -	$ -
3762	634001940	TEMP	Tucumcari 30 PSIG Distribution PE Replacements	FP-NMG Dist Specific-Replace	380.0	$ -	$ -	$ -	$ 5,395	$ -	$ -	$ -	$ -
3763	610001941	TEMP	Northwest HP PE Replacements Phase I	FP-NMG Dist Specific-Replace	376.1	$ -	$ -	$ -	$ -	$ -	$ -	$ -	$ -
3764	610001941	TEMP	Northwest HP PE Replacements Phase I	FP-NMG Dist Specific-Replace	376.2	$ -	$ -	$ -	$ -	$ -	$ -	$ -	$ -
3765	610001941	TEMP	Northwest HP PE Replacements Phase I	FP-NMG Dist Specific-Replace	376.4	$ -	$ -	$ -	$ -	$ -	$ -	$ -	$ -
3766	610001941	TEMP	Northwest HP PE Replacements Phase I	FP-NMG Dist Specific-Replace	380.0	$ -	$ -	$ -	$ -	$ -	$ -	$ -	$ -
3767	T680001942	TEMP	MAOP Replacement - Farmington ML	FP-NMG Transm Specific-Replace	367.1	$ -	$ -	$ -	$ -	$ -	$ -	$ -	$ -
3768	T680001942	TEMP	MAOP Replacement - Farmington ML	FP-NMG Transm Specific-Replace	368.0	$ -	$ -	$ -	$ -	$ -	$ -	$ -	$ -
3769	T680001942	TEMP	MAOP Replacement - Farmington ML	FP-NMG Transm Specific-Replace	369.0	$ -	$ -	$ -	$ -	$ -	$ -	$ -	$ -
3770	633001943	NEW-15538	Land, Structures & Sta - T or C - New	FP-NMG Dist Stations-New	378.0	$ -	$ -	$ -	$ -	$ -	$ -	$ -	$ 3,348
3771	633001943	NEW-15538	Land, Structures & Sta - T or C - New	FP-NMG Dist Stations-New	385.0	$ -	$ -	$ -	$ -	$ -	$ -	$ -	$ 9,051
3772	660001944	TEMP	Santa Fe Calle Espejo PE Replacements	FP-NMG Dist Specific-Replace	376.1	$ -	$ -	$ -	$ 6,899	$ -	$ -	$ -	$ -
3773	660001944	TEMP	Santa Fe Calle Espejo PE Replacements	FP-NMG Dist Specific-Replace	376.2	$ -	$ -	$ -	$ 48,291	$ -	$ -	$ -	$ -
3774	660001944	TEMP	Santa Fe Calle Espejo PE Replacements	FP-NMG Dist Specific-Replace	376.4	$ -	$ -	$ -	$ 3,449	$ -	$ -	$ -	$ -
3775	660001944	TEMP	Santa Fe Calle Espejo PE Replacements	FP-NMG Dist Specific-Replace	380.0	$ -	$ -	$ -	$ 10,348	$ -	$ -	$ -	$ -
3776	660001945	TEMP	Santa Fe Viejo Rastro PE Replacements	FP-NMG Dist Specific-Replace	376.1	$ -	$ -	$ -	$ -	$ 4,945	$ -	$ -	$ -
3777	660001945	TEMP	Santa Fe Viejo Rastro PE Replacements	FP-NMG Dist Specific-Replace	376.2	$ -	$ -	$ -	$ -	$ 34,615	$ -	$ -	$ -
3778	660001945	TEMP	Santa Fe Viejo Rastro PE Replacements	FP-NMG Dist Specific-Replace	376.4	$ -	$ -	$ -	$ -	$ 2,473	$ -	$ -	$ -
3779	660001945	TEMP	Santa Fe Viejo Rastro PE Replacements	FP-NMG Dist Specific-Replace	380.0	$ -	$ -	$ -	$ -	$ 7,418	$ -	$ -	$ -
3780	660001946	TEMP	Santa Fe Altazano Dr PE Replacements	FP-NMG Dist Specific-Replace	376.1	$ -	$ -	$ -	$ -	$ -	$ 1,494	$ -	$ -
3781	660001946	TEMP	Santa Fe Altazano Dr PE Replacements	FP-NMG Dist Specific-Replace	376.2	$ -	$ -	$ -	$ -	$ -	$ 10,460	$ -	$ -
3782	660001946	TEMP	Santa Fe Altazano Dr PE Replacements	FP-NMG Dist Specific-Replace	376.4	$ -	$ -	$ -	$ -	$ -	$ 747	$ -	$ -
3783	660001946	TEMP	Santa Fe Altazano Dr PE Replacements	FP-NMG Dist Specific-Replace	380.0	$ -	$ -	$ -	$ -	$ -	$ 2,241	$ -	$ -
3784	660001947	TEMP	Santa Fe Avenger Way PE Replacements	FP-NMG Dist Specific-Replace	376.1	$ -	$ -	$ -	$ -	$ -	$ -	$ -	$ -
3785	660001947	TEMP	Santa Fe Avenger Way PE Replacements	FP-NMG Dist Specific-Replace	376.2	$ -	$ -	$ -	$ -	$ -	$ -	$ -	$ -
3786	660001947	TEMP	Santa Fe Avenger Way PE Replacements	FP-NMG Dist Specific-Replace	376.4	$ -	$ -	$ -	$ -	$ -	$ -	$ -	$ -
3787	660001947	TEMP	Santa Fe Avenger Way PE Replacements	FP-NMG Dist Specific-Replace	380.0	$ -	$ -	$ -	$ -	$ -	$ -	$ -	$ -
3788	660001948	TEMP	Santa Fe Madison Rd PE Replacements	FP-NMG Dist Specific-Replace	376.1	$ -	$ -	$ -	$ -	$ -	$ -	$ -	$ -
3789	660001948	TEMP	Santa Fe Madison Rd PE Replacements	FP-NMG Dist Specific-Replace	376.2	$ -	$ -	$ -	$ -	$ -	$ -	$ -	$ -
3790	660001948	TEMP	Santa Fe Madison Rd PE Replacements	FP-NMG Dist Specific-Replace	376.4	$ -	$ -	$ -	$ -	$ -	$ -	$ -	$ -
3791	660001948	TEMP	Santa Fe Madison Rd PE Replacements	FP-NMG Dist Specific-Replace	380.0	$ -	$ -	$ -	$ -	$ -	$ -	$ -	$ -
3792	660001949	TEMP	Santa Fe Painted Pony Cr PE Replacements	FP-NMG Dist Specific-Replace	376.1	$ -	$ -	$ -	$ -	$ -	$ -	$ -	$ -
3793	660001949	TEMP	Santa Fe Painted Pony Cr PE Replacements	FP-NMG Dist Specific-Replace	376.2	$ -	$ -	$ -	$ -	$ -	$ -	$ -	$ -
3794	660001949	TEMP	Santa Fe Painted Pony Cr PE Replacements	FP-NMG Dist Specific-Replace	376.4	$ -	$ -	$ -	$ -	$ -	$ -	$ -	$ -
3795	660001949	TEMP	Santa Fe Painted Pony Cr PE Replacements	FP-NMG Dist Specific-Replace	380.0	$ -	$ -	$ -	$ -	$ -	$ -	$ -	$ -
3796	660001950	TEMP	Santa Fe Calle Corazon PE Replacements	FP-NMG Dist Specific-Replace	376.1	$ -	$ -	$ -	$ -	$ 7,357	$ -	$ -	$ -
3797	660001950	TEMP	Santa Fe Calle Corazon PE Replacements	FP-NMG Dist Specific-Replace	376.2	$ -	$ -	$ -	$ -	$ 51,496	$ -	$ -	$ -
3798	660001950	TEMP	Santa Fe Calle Corazon PE Replacements	FP-NMG Dist Specific-Replace	376.4	$ -	$ -	$ -	$ -	$ 3,678	$ -	$ -	$ -
3799	660001950	TEMP	Santa Fe Calle Corazon PE Replacements	FP-NMG Dist Specific-Replace	380.0	$ -	$ -	$ -	$ -	$ 11,035	$ -	$ -	$ -
3800	660001951	TEMP	Santa Fe Willow Way PE Replacements	FP-NMG Dist Specific-Replace	376.1	$ -	$ -	$ -	$ -	$ -	$ -	$ 9,660	$ -
3801	660001951	TEMP	Santa Fe Willow Way PE Replacements	FP-NMG Dist Specific-Replace	376.2	$ -	$ -	$ -	$ -	$ -	$ -	$ 67,620	$ -
3802	660001951	TEMP	Santa Fe Willow Way PE Replacements	FP-NMG Dist Specific-Replace	376.4	$ -	$ -	$ -	$ -	$ -	$ -	$ 4,830	$ -
3803	660001951	TEMP	Santa Fe Willow Way PE Replacements	FP-NMG Dist Specific-Replace	380.0	$ -	$ -	$ -	$ -	$ -	$ -	$ 14,490	$ -
3804	660001952	TEMP	Santa Fe Via Caballero Del Norte PE Replacements	FP-NMG Dist Specific-Replace	376.1	$ -	$ -	$ -	$ -	$ -	$ -	$ -	$ 5,031
3805	660001952	TEMP	Santa Fe Via Caballero Del Norte PE Replacements	FP-NMG Dist Specific-Replace	376.2	$ -	$ -	$ -	$ -	$ -	$ -	$ -	$ 35,215
3806	660001952	TEMP	Santa Fe Via Caballero Del Norte PE Replacements	FP-NMG Dist Specific-Replace	376.4	$ -	$ -	$ -	$ -	$ -	$ -	$ -	$ 2,515
3807	660001952	TEMP	Santa Fe Via Caballero Del Norte PE Replacements	FP-NMG Dist Specific-Replace	380.0	$ -	$ -	$ -	$ -	$ -	$ -	$ -	$ 7,546
3808	660001953	TEMP	Santa Fe Corte Del Porto PE Replacements	FP-NMG Dist Specific-Replace	376.1	$ -	$ -	$ -	$ -	$ -	$ -	$ -	$ 3,628
3809	660001953	TEMP	Santa Fe Corte Del Porto PE Replacements	FP-NMG Dist Specific-Replace	376.2	$ -	$ -	$ -	$ -	$ -	$ -	$ -	$ 25,399
3810	660001953	TEMP	Santa Fe Corte Del Porto PE Replacements	FP-NMG Dist Specific-Replace	376.4	$ -	$ -	$ -	$ -	$ -	$ -	$ -	$ 1,814
3811	660001953	TEMP	Santa Fe Corte Del Porto PE Replacements	FP-NMG Dist Specific-Replace	380.0	$ -	$ -	$ -	$ -	$ -	$ -	$ -	$ 5,443

NEW MEXICO GAS COMPANY, INC.

Plant Gross Activity
Base Period - 12 Months Ending March 31, 2023
Future Test Year - 12 Months Ending September 30, 2025

	A	B	C	D	E	F	G	H	I	J	K	L
3	Investment Number	FP Number	Investment Name	FP Type	FERC Account	4/30/2023	5/31/2023	6/30/2023	7/31/2023	8/31/2023	9/30/2023	10/31/2023
3812	660001954	TEMP	Santa Fe Avenida Del Sur PE Replacements	FP-NMG Dist Specific-Replace	376.1	$ -	$ -	$ -	$ -	$ -	$ -	$ -
3813	660001954	TEMP	Santa Fe Avenida Del Sur PE Replacements	FP-NMG Dist Specific-Replace	376.2	$ -	$ -	$ -	$ -	$ -	$ -	$ -
3814	660001954	TEMP	Santa Fe Avenida Del Sur PE Replacements	FP-NMG Dist Specific-Replace	376.4	$ -	$ -	$ -	$ -	$ -	$ -	$ -
3815	660001954	TEMP	Santa Fe Avenida Del Sur PE Replacements	FP-NMG Dist Specific-Replace	380.0	$ -	$ -	$ -	$ -	$ -	$ -	$ -
3816	T601001955	TEMP	Fiber Optic Gas Leak Monitoring	FP-NMG Transm Specifics-New	367.1	$ -	$ -	$ -	$ -	$ -	$ -	$ -
3817	T601001955	TEMP	Fiber Optic Gas Leak Monitoring	FP-NMG Transm Specifics-New	368.0	$ -	$ -	$ -	$ -	$ -	$ -	$ -
3818	T601001955	TEMP	Fiber Optic Gas Leak Monitoring	FP-NMG Transm Specifics-New	369.0	$ -	$ -	$ -	$ -	$ -	$ -	$ -
3819	601001956	TEMP	Statewide no-hole EFV project	FP-NMG Dist Specifics-New	376.1	$ -	$ -	$ -	$ -	$ -	$ -	$ -
3820	601001956	TEMP	Statewide no-hole EFV project	FP-NMG Dist Specifics-New	376.2	$ -	$ -	$ -	$ -	$ -	$ -	$ -
3821	601001956	TEMP	Statewide no-hole EFV project	FP-NMG Dist Specifics-New	376.4	$ -	$ -	$ -	$ -	$ -	$ -	$ -
3822	660001957	TEMP	Santa Fe Rancho Siringo Rd PE Replacements	FP-NMG Dist Specific-Replace	376.1	$ -	$ -	$ -	$ -	$ -	$ -	$ -
3823	660001957	TEMP	Santa Fe Rancho Siringo Rd PE Replacements	FP-NMG Dist Specific-Replace	376.2	$ -	$ -	$ -	$ -	$ -	$ -	$ -
3824	660001957	TEMP	Santa Fe Rancho Siringo Rd PE Replacements	FP-NMG Dist Specific-Replace	376.4	$ -	$ -	$ -	$ -	$ -	$ -	$ -
3825	660001957	TEMP	Santa Fe Rancho Siringo Rd PE Replacements	FP-NMG Dist Specific-Replace	380.0	$ -	$ -	$ -	$ -	$ -	$ -	$ -
3826	660001958	TEMP	Santa Fe Brownell Howland Rd PE Replacements	FP-NMG Dist Specific-Replace	376.1	$ -	$ -	$ -	$ -	$ -	$ -	$ -
3827	660001958	TEMP	Santa Fe Brownell Howland Rd PE Replacements	FP-NMG Dist Specific-Replace	376.2	$ -	$ -	$ -	$ -	$ -	$ -	$ -
3828	660001958	TEMP	Santa Fe Brownell Howland Rd PE Replacements	FP-NMG Dist Specific-Replace	376.4	$ -	$ -	$ -	$ -	$ -	$ -	$ -
3829	660001958	TEMP	Santa Fe Brownell Howland Rd PE Replacements	FP-NMG Dist Specific-Replace	380.0	$ -	$ -	$ -	$ -	$ -	$ -	$ -
3830	660001959	TEMP	Santa Fe Calle La Mirada PE Replacements	FP-NMG Dist Specific-Replace	376.1	$ -	$ -	$ -	$ -	$ -	$ -	$ -
3831	660001959	TEMP	Santa Fe Calle La Mirada PE Replacements	FP-NMG Dist Specific-Replace	376.2	$ -	$ -	$ -	$ -	$ -	$ -	$ -
3832	660001959	TEMP	Santa Fe Calle La Mirada PE Replacements	FP-NMG Dist Specific-Replace	376.4	$ -	$ -	$ -	$ -	$ -	$ -	$ -
3833	660001959	TEMP	Santa Fe Calle La Mirada PE Replacements	FP-NMG Dist Specific-Replace	380.0	$ -	$ -	$ -	$ -	$ -	$ -	$ -
3834	660001960	TEMP	Santa Fe Calle Nueva Vis PE Replacements	FP-NMG Dist Specific-Replace	376.1	$ -	$ -	$ -	$ -	$ -	$ -	$ -
3835	660001960	TEMP	Santa Fe Calle Nueva Vis PE Replacements	FP-NMG Dist Specific-Replace	376.2	$ -	$ -	$ -	$ -	$ -	$ -	$ -
3836	660001960	TEMP	Santa Fe Calle Nueva Vis PE Replacements	FP-NMG Dist Specific-Replace	376.4	$ -	$ -	$ -	$ -	$ -	$ -	$ -
3837	660001960	TEMP	Santa Fe Calle Nueva Vis PE Replacements	FP-NMG Dist Specific-Replace	380.0	$ -	$ -	$ -	$ -	$ -	$ -	$ -
3838	660001961	TEMP	Santa Fe Camino De Jacobo PE Replacements	FP-NMG Dist Specific-Replace	376.1	$ -	$ -	$ -	$ -	$ -	$ -	$ -
3839	660001961	TEMP	Santa Fe Camino De Jacobo PE Replacements	FP-NMG Dist Specific-Replace	376.2	$ -	$ -	$ -	$ -	$ -	$ -	$ -
3840	660001961	TEMP	Santa Fe Camino De Jacobo PE Replacements	FP-NMG Dist Specific-Replace	376.4	$ -	$ -	$ -	$ -	$ -	$ -	$ -
3841	660001961	TEMP	Santa Fe Camino De Jacobo PE Replacements	FP-NMG Dist Specific-Replace	380.0	$ -	$ -	$ -	$ -	$ -	$ -	$ -
3842	660001962	TEMP	Santa Fe Chestnut St PE Replacements	FP-NMG Dist Specific-Replace	376.1	$ -	$ -	$ -	$ -	$ -	$ -	$ -
3843	660001962	TEMP	Santa Fe Chestnut St PE Replacements	FP-NMG Dist Specific-Replace	376.2	$ -	$ -	$ -	$ -	$ -	$ -	$ -
3844	660001962	TEMP	Santa Fe Chestnut St PE Replacements	FP-NMG Dist Specific-Replace	376.4	$ -	$ -	$ -	$ -	$ -	$ -	$ -
3845	660001962	TEMP	Santa Fe Chestnut St PE Replacements	FP-NMG Dist Specific-Replace	380.0	$ -	$ -	$ -	$ -	$ -	$ -	$ -
3846	660001963	TEMP	Santa Fe Franklin Ave PE Replacements	FP-NMG Dist Specific-Replace	376.1	$ -	$ -	$ -	$ -	$ -	$ -	$ -
3847	660001963	TEMP	Santa Fe Franklin Ave PE Replacements	FP-NMG Dist Specific-Replace	376.2	$ -	$ -	$ -	$ -	$ -	$ -	$ -
3848	660001963	TEMP	Santa Fe Franklin Ave PE Replacements	FP-NMG Dist Specific-Replace	376.4	$ -	$ -	$ -	$ -	$ -	$ -	$ -
3849	660001963	TEMP	Santa Fe Franklin Ave PE Replacements	FP-NMG Dist Specific-Replace	380.0	$ -	$ -	$ -	$ -	$ -	$ -	$ -
3850	660001964	TEMP	Santa Fe Las Campanas Dr PE Replacements	FP-NMG Dist Specific-Replace	376.1	$ -	$ -	$ -	$ -	$ -	$ -	$ -
3851	660001964	TEMP	Santa Fe Las Campanas Dr PE Replacements	FP-NMG Dist Specific-Replace	376.2	$ -	$ -	$ -	$ -	$ -	$ -	$ -
3852	660001964	TEMP	Santa Fe Las Campanas Dr PE Replacements	FP-NMG Dist Specific-Replace	376.4	$ -	$ -	$ -	$ -	$ -	$ -	$ -
3853	660001964	TEMP	Santa Fe Las Campanas Dr PE Replacements	FP-NMG Dist Specific-Replace	380.0	$ -	$ -	$ -	$ -	$ -	$ -	$ -
3854	660001965	TEMP	Santa Fe Via Magdalene PE Replacements	FP-NMG Dist Specific-Replace	376.1	$ -	$ -	$ -	$ -	$ -	$ -	$ -
3855	660001965	TEMP	Santa Fe Via Magdalene PE Replacements	FP-NMG Dist Specific-Replace	376.2	$ -	$ -	$ -	$ -	$ -	$ -	$ -
3856	660001965	TEMP	Santa Fe Via Magdalene PE Replacements	FP-NMG Dist Specific-Replace	376.4	$ -	$ -	$ -	$ -	$ -	$ -	$ -
3857	660001965	TEMP	Santa Fe Via Magdalene PE Replacements	FP-NMG Dist Specific-Replace	380.0	$ -	$ -	$ -	$ -	$ -	$ -	$ -
3858	601001966	TEMP	General Plant - IMP / Dist	FP-NMG Tools, Shop & Garage Equip	394.0	$ -	$ -	$ -	$ -	$ -	$ -	$ -
3859	T601001967	TEMP	Odorant Analysis 2021	FP-NMG Transm Specific-Replace	367.1	$ -	$ -	$ -	$ -	$ -	$ -	$ -
3860	T601001967	TEMP	Odorant Analysis 2021	FP-NMG Transm Specific-Replace	368.0	$ -	$ -	$ -	$ -	$ -	$ -	$ -
3861	T601001967	TEMP	Odorant Analysis 2021	FP-NMG Transm Specific-Replace	369.0	$ -	$ -	$ -	$ -	$ -	$ -	$ -
3862	601001554-1	NCP-16122	Business Intelligence - Finance & Accounting	FP-NMG Intangible	303.3	$ -	$ -	$ -	$ -	$ -	$ -	$ -
3863	601001554-2	NCP-16173	Business Intelligence - Engineering	FP-NMG Intangible	303.3	$ -	$ -	$ -	$ -	$ -	$ -	$ -
3864	601001554-3	TEMP	Business Intelligence - Customer & Support Services	FP-NMG Intangible	303.3	$ -	$ -	$ -	$ -	$ -	$ -	$ -
3865	601001554-4	TEMP	Business Intelligence - Operations, HR, Corp. Security	FP-NMG Intangible	303.3	$ -	$ -	$ -	$ -	$ -	$ -	$ -
3866	601001554-5	TEMP	Business Intelligence - Integration & Enhancement	FP-NMG Intangible	303.3	$ -	$ -	$ -	$ -	$ -	$ -	$ -
3867	627001968	TEMP	Lovington North Irrigation	FP-NMG Dist Services-New	380.0	$ -	$ -	$ -	$ -	$ -	$ -	$ -

NEW MEXICO GAS COMPANY, INC.

Plant Gross Activity
Base Period - 12 Months Ending March 31, 2023
Future Test Year - 12 Months Ending September 30, 2025

	A	B	C	D	E	M	N	O	P	Q	R	S	T
3	Investment Number	FP Number	Investment Name	FP Type	FERC Account	11/30/2023	12/31/2023	1/31/2024	2/29/2024	3/31/2024	4/30/2024	5/31/2024	6/30/2024
3812	660001954	TEMP	Santa Fe Avenida Del Sur PE Replacements	FP-NMG Dist Specific-Replace	376.1	$ -	$ -	$ -	$ -	$ -	$ -	$ -	$ -
3813	660001954	TEMP	Santa Fe Avenida Del Sur PE Replacements	FP-NMG Dist Specific-Replace	376.2	$ -	$ -	$ -	$ -	$ -	$ -	$ -	$ -
3814	660001954	TEMP	Santa Fe Avenida Del Sur PE Replacements	FP-NMG Dist Specific-Replace	376.4	$ -	$ -	$ -	$ -	$ -	$ -	$ -	$ -
3815	660001954	TEMP	Santa Fe Avenida Del Sur PE Replacements	FP-NMG Dist Specific-Replace	380.0	$ -	$ -	$ -	$ -	$ -	$ -	$ -	$ -
3816	T601001955	TEMP	Fiber Optic Gas Leak Monitoring	FP-NMG Transm Specifics-New	367.1	$ -	$ -	$ -	$ -	$ -	$ -	$ -	$ -
3817	T601001955	TEMP	Fiber Optic Gas Leak Monitoring	FP-NMG Transm Specifics-New	368.0	$ -	$ -	$ -	$ -	$ -	$ -	$ -	$ -
3818	T601001955	TEMP	Fiber Optic Gas Leak Monitoring	FP-NMG Transm Specifics-New	369.0	$ -	$ -	$ -	$ -	$ -	$ -	$ -	$ -
3819	601001956	TEMP	Statewide no-hole EFV project	FP-NMG Dist Specifics-New	376.1	$ -	$ -	$ -	$ -	$ -	$ -	$ -	$ -
3820	601001956	TEMP	Statewide no-hole EFV project	FP-NMG Dist Specifics-New	376.2	$ -	$ -	$ -	$ -	$ -	$ -	$ -	$ -
3821	601001956	TEMP	Statewide no-hole EFV project	FP-NMG Dist Specifics-New	376.4	$ -	$ -	$ -	$ -	$ -	$ -	$ -	$ -
3822	660001957	TEMP	Santa Fe Rancho Siringo Rd PE Replacements	FP-NMG Dist Specific-Replace	376.1	$ -	$ -	$ -	$ -	$ -	$ -	$ -	$ -
3823	660001957	TEMP	Santa Fe Rancho Siringo Rd PE Replacements	FP-NMG Dist Specific-Replace	376.2	$ -	$ -	$ -	$ -	$ -	$ -	$ -	$ -
3824	660001957	TEMP	Santa Fe Rancho Siringo Rd PE Replacements	FP-NMG Dist Specific-Replace	376.4	$ -	$ -	$ -	$ -	$ -	$ -	$ -	$ -
3825	660001957	TEMP	Santa Fe Rancho Siringo Rd PE Replacements	FP-NMG Dist Specific-Replace	380.0	$ -	$ -	$ -	$ -	$ -	$ -	$ -	$ -
3826	660001958	TEMP	Santa Fe Brownell Howland Rd PE Replacements	FP-NMG Dist Specific-Replace	376.1	$ -	$ -	$ -	$ -	$ -	$ -	$ -	$ -
3827	660001958	TEMP	Santa Fe Brownell Howland Rd PE Replacements	FP-NMG Dist Specific-Replace	376.2	$ -	$ -	$ -	$ -	$ -	$ -	$ -	$ -
3828	660001958	TEMP	Santa Fe Brownell Howland Rd PE Replacements	FP-NMG Dist Specific-Replace	376.4	$ -	$ -	$ -	$ -	$ -	$ -	$ -	$ -
3829	660001958	TEMP	Santa Fe Brownell Howland Rd PE Replacements	FP-NMG Dist Specific-Replace	380.0	$ -	$ -	$ -	$ -	$ -	$ -	$ -	$ -
3830	660001959	TEMP	Santa Fe Calle La Mirada PE Replacements	FP-NMG Dist Specific-Replace	376.1	$ -	$ -	$ -	$ -	$ -	$ -	$ -	$ -
3831	660001959	TEMP	Santa Fe Calle La Mirada PE Replacements	FP-NMG Dist Specific-Replace	376.2	$ -	$ -	$ -	$ -	$ -	$ -	$ -	$ -
3832	660001959	TEMP	Santa Fe Calle La Mirada PE Replacements	FP-NMG Dist Specific-Replace	376.4	$ -	$ -	$ -	$ -	$ -	$ -	$ -	$ -
3833	660001959	TEMP	Santa Fe Calle La Mirada PE Replacements	FP-NMG Dist Specific-Replace	380.0	$ -	$ -	$ -	$ -	$ -	$ -	$ -	$ -
3834	660001960	TEMP	Santa Fe Calle Nueva Vis PE Replacements	FP-NMG Dist Specific-Replace	376.1	$ -	$ -	$ -	$ -	$ -	$ -	$ -	$ -
3835	660001960	TEMP	Santa Fe Calle Nueva Vis PE Replacements	FP-NMG Dist Specific-Replace	376.2	$ -	$ -	$ -	$ -	$ -	$ -	$ -	$ -
3836	660001960	TEMP	Santa Fe Calle Nueva Vis PE Replacements	FP-NMG Dist Specific-Replace	376.4	$ -	$ -	$ -	$ -	$ -	$ -	$ -	$ -
3837	660001960	TEMP	Santa Fe Calle Nueva Vis PE Replacements	FP-NMG Dist Specific-Replace	380.0	$ -	$ -	$ -	$ -	$ -	$ -	$ -	$ -
3838	660001961	TEMP	Santa Fe Camino De Jacobo PE Replacements	FP-NMG Dist Specific-Replace	376.1	$ -	$ -	$ -	$ -	$ -	$ -	$ -	$ -
3839	660001961	TEMP	Santa Fe Camino De Jacobo PE Replacements	FP-NMG Dist Specific-Replace	376.2	$ -	$ -	$ -	$ -	$ -	$ -	$ -	$ -
3840	660001961	TEMP	Santa Fe Camino De Jacobo PE Replacements	FP-NMG Dist Specific-Replace	376.4	$ -	$ -	$ -	$ -	$ -	$ -	$ -	$ -
3841	660001961	TEMP	Santa Fe Camino De Jacobo PE Replacements	FP-NMG Dist Specific-Replace	380.0	$ -	$ -	$ -	$ -	$ -	$ -	$ -	$ -
3842	660001962	TEMP	Santa Fe Chestnut St PE Replacements	FP-NMG Dist Specific-Replace	376.1	$ -	$ -	$ -	$ -	$ -	$ -	$ -	$ -
3843	660001962	TEMP	Santa Fe Chestnut St PE Replacements	FP-NMG Dist Specific-Replace	376.2	$ -	$ -	$ -	$ -	$ -	$ -	$ -	$ -
3844	660001962	TEMP	Santa Fe Chestnut St PE Replacements	FP-NMG Dist Specific-Replace	376.4	$ -	$ -	$ -	$ -	$ -	$ -	$ -	$ -
3845	660001962	TEMP	Santa Fe Chestnut St PE Replacements	FP-NMG Dist Specific-Replace	380.0	$ -	$ -	$ -	$ -	$ -	$ -	$ -	$ -
3846	660001963	TEMP	Santa Fe Franklin Ave PE Replacements	FP-NMG Dist Specific-Replace	376.1	$ -	$ -	$ -	$ -	$ -	$ -	$ -	$ -
3847	660001963	TEMP	Santa Fe Franklin Ave PE Replacements	FP-NMG Dist Specific-Replace	376.2	$ -	$ -	$ -	$ -	$ -	$ -	$ -	$ -
3848	660001963	TEMP	Santa Fe Franklin Ave PE Replacements	FP-NMG Dist Specific-Replace	376.4	$ -	$ -	$ -	$ -	$ -	$ -	$ -	$ -
3849	660001963	TEMP	Santa Fe Franklin Ave PE Replacements	FP-NMG Dist Specific-Replace	380.0	$ -	$ -	$ -	$ -	$ -	$ -	$ -	$ -
3850	660001964	TEMP	Santa Fe Las Campanas Dr PE Replacements	FP-NMG Dist Specific-Replace	376.1	$ -	$ -	$ -	$ -	$ -	$ -	$ -	$ -
3851	660001964	TEMP	Santa Fe Las Campanas Dr PE Replacements	FP-NMG Dist Specific-Replace	376.2	$ -	$ -	$ -	$ -	$ -	$ -	$ -	$ -
3852	660001964	TEMP	Santa Fe Las Campanas Dr PE Replacements	FP-NMG Dist Specific-Replace	376.4	$ -	$ -	$ -	$ -	$ -	$ -	$ -	$ -
3853	660001964	TEMP	Santa Fe Las Campanas Dr PE Replacements	FP-NMG Dist Specific-Replace	380.0	$ -	$ -	$ -	$ -	$ -	$ -	$ -	$ -
3854	660001965	TEMP	Santa Fe Via Magdalene PE Replacements	FP-NMG Dist Specific-Replace	376.1	$ -	$ -	$ -	$ -	$ -	$ -	$ -	$ -
3855	660001965	TEMP	Santa Fe Via Magdalene PE Replacements	FP-NMG Dist Specific-Replace	376.2	$ -	$ -	$ -	$ -	$ -	$ -	$ -	$ -
3856	660001965	TEMP	Santa Fe Via Magdalene PE Replacements	FP-NMG Dist Specific-Replace	376.4	$ -	$ -	$ -	$ -	$ -	$ -	$ -	$ -
3857	660001965	TEMP	Santa Fe Via Magdalene PE Replacements	FP-NMG Dist Specific-Replace	380.0	$ -	$ -	$ -	$ -	$ -	$ -	$ -	$ -
3858	601001966	TEMP	General Plant - IMP / Dist	FP-NMG Tools, Shop & Garage Equip	394.0	$ -	$ -	$ -	$ -	$ -	$ -	$ -	$ -
3859	T601001967	TEMP	Odorant Analysis 2021	FP-NMG Transm Specific-Replace	367.1	$ -	$ -	$ -	$ -	$ -	$ -	$ -	$ -
3860	T601001967	TEMP	Odorant Analysis 2021	FP-NMG Transm Specific-Replace	368.0	$ -	$ -	$ -	$ -	$ -	$ -	$ -	$ -
3861	T601001967	TEMP	Odorant Analysis 2021	FP-NMG Transm Specific-Replace	369.0	$ -	$ -	$ -	$ -	$ -	$ -	$ -	$ -
3862	601001554-1	NCP-16122	Business Intelligence - Finance & Accounting	FP-NMG Intangible	303.3	$ -	$ -	$ -	$ -	$ -	$ -	$ -	$ -
3863	601001554-2	NCP-16173	Business Intelligence - Engineering	FP-NMG Intangible	303.3	$ -	$ -	$ -	$ -	$ -	$ -	$ -	$ -
3864	601001554-3	TEMP	Business Intelligence - Customer & Support Services	FP-NMG Intangible	303.3	$ -	$ -	$ -	$ -	$ -	$ -	$ -	$ -
3865	601001554-4	TEMP	Business Intelligence - Operations, HR, Corp. Security	FP-NMG Intangible	303.3	$ -	$ -	$ -	$ -	$ -	$ -	$ -	$ -
3866	601001554-5	TEMP	Business Intelligence - Integration & Enhancement	FP-NMG Intangible	303.3	$ -	$ -	$ -	$ -	$ -	$ -	$ -	$ -
3867	627001968	TEMP	Lovington North Irrigation	FP-NMG Dist Services-New	380.0	$ -	$ -	$ -	$ -	$ -	$ -	$ -	$ -

NEW MEXICO GAS COMPANY, INC.

Plant Gross Activity
Base Period - 12 Months Ending March 31, 2023
Future Test Year - 12 Months Ending September 30, 2025

	A	B	C	D	E	U	V	W	X	Y	Z	AA
3	Investment Number	FP Number	Investment Name	FP Type	FERC Account	7/31/2024	8/31/2024	9/30/2024	10/31/2024	11/30/2024	12/31/2024	1/31/2025
3812	660001954	TEMP	Santa Fe Avenida Del Sur PE Replacements	FP-NMG Dist Specific-Replace	376.1	$ -	$ -	$ -	$ -	$ -	$ -	$ -
3813	660001954	TEMP	Santa Fe Avenida Del Sur PE Replacements	FP-NMG Dist Specific-Replace	376.2	$ -	$ -	$ -	$ -	$ -	$ -	$ -
3814	660001954	TEMP	Santa Fe Avenida Del Sur PE Replacements	FP-NMG Dist Specific-Replace	376.4	$ -	$ -	$ -	$ -	$ -	$ -	$ -
3815	660001954	TEMP	Santa Fe Avenida Del Sur PE Replacements	FP-NMG Dist Specific-Replace	380.0	$ -	$ -	$ -	$ -	$ -	$ -	$ -
3816	T601001955	TEMP	Fiber Optic Gas Leak Monitoring	FP-NMG Transm Specifics-New	367.1	$ -	$ -	$ -	$ -	$ -	$ -	$ -
3817	T601001955	TEMP	Fiber Optic Gas Leak Monitoring	FP-NMG Transm Specifics-New	368.0	$ -	$ -	$ -	$ -	$ -	$ -	$ -
3818	T601001955	TEMP	Fiber Optic Gas Leak Monitoring	FP-NMG Transm Specifics-New	369.0	$ -	$ -	$ -	$ -	$ -	$ -	$ -
3819	601001956	TEMP	Statewide no-hole EFV project	FP-NMG Dist Specifics-New	376.1	$ -	$ -	$ -	$ -	$ -	$ -	$ -
3820	601001956	TEMP	Statewide no-hole EFV project	FP-NMG Dist Specifics-New	376.2	$ -	$ -	$ -	$ -	$ -	$ -	$ -
3821	601001956	TEMP	Statewide no-hole EFV project	FP-NMG Dist Specifics-New	376.4	$ -	$ -	$ -	$ -	$ -	$ -	$ -
3822	660001957	TEMP	Santa Fe Rancho Siringo Rd PE Replacements	FP-NMG Dist Specific-Replace	376.1	$ -	$ -	$ -	$ -	$ -	$ -	$ -
3823	660001957	TEMP	Santa Fe Rancho Siringo Rd PE Replacements	FP-NMG Dist Specific-Replace	376.2	$ -	$ -	$ -	$ -	$ -	$ -	$ -
3824	660001957	TEMP	Santa Fe Rancho Siringo Rd PE Replacements	FP-NMG Dist Specific-Replace	376.4	$ -	$ -	$ -	$ -	$ -	$ -	$ -
3825	660001957	TEMP	Santa Fe Rancho Siringo Rd PE Replacements	FP-NMG Dist Specific-Replace	380.0	$ -	$ -	$ -	$ -	$ -	$ -	$ -
3826	660001958	TEMP	Santa Fe Brownell Howland Rd PE Replacements	FP-NMG Dist Specific-Replace	376.1	$ -	$ -	$ -	$ -	$ -	$ -	$ -
3827	660001958	TEMP	Santa Fe Brownell Howland Rd PE Replacements	FP-NMG Dist Specific-Replace	376.2	$ -	$ -	$ -	$ -	$ -	$ -	$ -
3828	660001958	TEMP	Santa Fe Brownell Howland Rd PE Replacements	FP-NMG Dist Specific-Replace	376.4	$ -	$ -	$ -	$ -	$ -	$ -	$ -
3829	660001958	TEMP	Santa Fe Brownell Howland Rd PE Replacements	FP-NMG Dist Specific-Replace	380.0	$ -	$ -	$ -	$ -	$ -	$ -	$ -
3830	660001959	TEMP	Santa Fe Calle La Mirada PE Replacements	FP-NMG Dist Specific-Replace	376.1	$ -	$ -	$ -	$ -	$ -	$ -	$ -
3831	660001959	TEMP	Santa Fe Calle La Mirada PE Replacements	FP-NMG Dist Specific-Replace	376.2	$ -	$ -	$ -	$ -	$ -	$ -	$ -
3832	660001959	TEMP	Santa Fe Calle La Mirada PE Replacements	FP-NMG Dist Specific-Replace	376.4	$ -	$ -	$ -	$ -	$ -	$ -	$ -
3833	660001959	TEMP	Santa Fe Calle La Mirada PE Replacements	FP-NMG Dist Specific-Replace	380.0	$ -	$ -	$ -	$ -	$ -	$ -	$ -
3834	660001960	TEMP	Santa Fe Calle Nueva Vis PE Replacements	FP-NMG Dist Specific-Replace	376.1	$ -	$ -	$ -	$ -	$ -	$ -	$ -
3835	660001960	TEMP	Santa Fe Calle Nueva Vis PE Replacements	FP-NMG Dist Specific-Replace	376.2	$ -	$ -	$ -	$ -	$ -	$ -	$ -
3836	660001960	TEMP	Santa Fe Calle Nueva Vis PE Replacements	FP-NMG Dist Specific-Replace	376.4	$ -	$ -	$ -	$ -	$ -	$ -	$ -
3837	660001960	TEMP	Santa Fe Calle Nueva Vis PE Replacements	FP-NMG Dist Specific-Replace	380.0	$ -	$ -	$ -	$ -	$ -	$ -	$ -
3838	660001961	TEMP	Santa Fe Camino De Jacobo PE Replacements	FP-NMG Dist Specific-Replace	376.1	$ -	$ -	$ -	$ -	$ -	$ -	$ -
3839	660001961	TEMP	Santa Fe Camino De Jacobo PE Replacements	FP-NMG Dist Specific-Replace	376.2	$ -	$ -	$ -	$ -	$ -	$ -	$ -
3840	660001961	TEMP	Santa Fe Camino De Jacobo PE Replacements	FP-NMG Dist Specific-Replace	376.4	$ -	$ -	$ -	$ -	$ -	$ -	$ -
3841	660001961	TEMP	Santa Fe Camino De Jacobo PE Replacements	FP-NMG Dist Specific-Replace	380.0	$ -	$ -	$ -	$ -	$ -	$ -	$ -
3842	660001962	TEMP	Santa Fe Chestnut St PE Replacements	FP-NMG Dist Specific-Replace	376.1	$ -	$ -	$ -	$ -	$ -	$ -	$ -
3843	660001962	TEMP	Santa Fe Chestnut St PE Replacements	FP-NMG Dist Specific-Replace	376.2	$ -	$ -	$ -	$ -	$ -	$ -	$ -
3844	660001962	TEMP	Santa Fe Chestnut St PE Replacements	FP-NMG Dist Specific-Replace	376.4	$ -	$ -	$ -	$ -	$ -	$ -	$ -
3845	660001962	TEMP	Santa Fe Chestnut St PE Replacements	FP-NMG Dist Specific-Replace	380.0	$ -	$ -	$ -	$ -	$ -	$ -	$ -
3846	660001963	TEMP	Santa Fe Franklin Ave PE Replacements	FP-NMG Dist Specific-Replace	376.1	$ -	$ -	$ -	$ -	$ -	$ -	$ -
3847	660001963	TEMP	Santa Fe Franklin Ave PE Replacements	FP-NMG Dist Specific-Replace	376.2	$ -	$ -	$ -	$ -	$ -	$ -	$ -
3848	660001963	TEMP	Santa Fe Franklin Ave PE Replacements	FP-NMG Dist Specific-Replace	376.4	$ -	$ -	$ -	$ -	$ -	$ -	$ -
3849	660001963	TEMP	Santa Fe Franklin Ave PE Replacements	FP-NMG Dist Specific-Replace	380.0	$ -	$ -	$ -	$ -	$ -	$ -	$ -
3850	660001964	TEMP	Santa Fe Las Campanas Dr PE Replacements	FP-NMG Dist Specific-Replace	376.1	$ -	$ -	$ -	$ -	$ -	$ -	$ -
3851	660001964	TEMP	Santa Fe Las Campanas Dr PE Replacements	FP-NMG Dist Specific-Replace	376.2	$ -	$ -	$ -	$ -	$ -	$ -	$ -
3852	660001964	TEMP	Santa Fe Las Campanas Dr PE Replacements	FP-NMG Dist Specific-Replace	376.4	$ -	$ -	$ -	$ -	$ -	$ -	$ -
3853	660001964	TEMP	Santa Fe Las Campanas Dr PE Replacements	FP-NMG Dist Specific-Replace	380.0	$ -	$ -	$ -	$ -	$ -	$ -	$ -
3854	660001965	TEMP	Santa Fe Via Magdalene PE Replacements	FP-NMG Dist Specific-Replace	376.1	$ -	$ -	$ -	$ -	$ -	$ -	$ -
3855	660001965	TEMP	Santa Fe Via Magdalene PE Replacements	FP-NMG Dist Specific-Replace	376.2	$ -	$ -	$ -	$ -	$ -	$ -	$ -
3856	660001965	TEMP	Santa Fe Via Magdalene PE Replacements	FP-NMG Dist Specific-Replace	376.4	$ -	$ -	$ -	$ -	$ -	$ -	$ -
3857	660001965	TEMP	Santa Fe Via Magdalene PE Replacements	FP-NMG Dist Specific-Replace	380.0	$ -	$ -	$ -	$ -	$ -	$ -	$ -
3858	601001966	TEMP	General Plant - IMP / Dist	FP-NMG Tools, Shop & Garage Equip	394.0	$ -	$ -	$ -	$ -	$ -	$ -	$ -
3859	T601001967	TEMP	Odorant Analysis 2021	FP-NMG Transm Specific-Replace	367.1	$ -	$ -	$ -	$ -	$ -	$ -	$ -
3860	T601001967	TEMP	Odorant Analysis 2021	FP-NMG Transm Specific-Replace	368.0	$ -	$ -	$ -	$ -	$ -	$ -	$ -
3861	T601001967	TEMP	Odorant Analysis 2021	FP-NMG Transm Specific-Replace	369.0	$ -	$ -	$ -	$ -	$ -	$ -	$ -
3862	601001554-1	NCP-16122	Business Intelligence - Finance & Accounting	FP-NMG Intangible	303.3	$ -	$ -	$ -	$ -	$ -	$ -	$ 540,750
3863	601001554-2	NCP-16173	Business Intelligence - Engineering	FP-NMG Intangible	303.3	$ -	$ -	$ -	$ -	$ -	$ -	$ -
3864	601001554-3	TEMP	Business Intelligence - Customer & Support Services	FP-NMG Intangible	303.3	$ -	$ -	$ -	$ -	$ -	$ -	$ -
3865	601001554-4	TEMP	Business Intelligence - Operations, HR, Corp. Security	FP-NMG Intangible	303.3	$ -	$ -	$ -	$ -	$ -	$ -	$ -
3866	601001554-5	TEMP	Business Intelligence - Integration & Enhancement	FP-NMG Intangible	303.3	$ -	$ -	$ -	$ -	$ -	$ -	$ -
3867	627001968	TEMP	Lovington North Irrigation	FP-NMG Dist Services-New	380.0	$ -	$ -	$ -	$ -	$ -	$ -	$ -

NEW MEXICO GAS COMPANY, INC.

Plant Gross Activity
Base Period - 12 Months Ending March 31, 2023
Future Test Year - 12 Months Ending September 30, 2025

	A	B	C	D	E	AB	AC	AD	AE	AF	AG	AH	AI
3	Investment Number	FP Number	Investment Name	FP Type	FERC Account	2/28/2025	3/31/2025	4/30/2025	5/31/2025	6/30/2025	7/31/2025	8/31/2025	9/30/2025
3812	660001954	TEMP	Santa Fe Avenida Del Sur PE Replacements	FP-NMG Dist Specific-Replace	376.1	$ -	$ -	$ -	$ -	$ -	$ -	$ -	$ -
3813	660001954	TEMP	Santa Fe Avenida Del Sur PE Replacements	FP-NMG Dist Specific-Replace	376.2	$ -	$ -	$ -	$ -	$ -	$ -	$ -	$ -
3814	660001954	TEMP	Santa Fe Avenida Del Sur PE Replacements	FP-NMG Dist Specific-Replace	376.4	$ -	$ -	$ -	$ -	$ -	$ -	$ -	$ -
3815	660001954	TEMP	Santa Fe Avenida Del Sur PE Replacements	FP-NMG Dist Specific-Replace	380.0	$ -	$ -	$ -	$ -	$ -	$ -	$ -	$ -
3816	T601001955	TEMP	Fiber Optic Gas Leak Monitoring	FP-NMG Transm Specifics-New	367.1	$ -	$ -	$ -	$ -	$ -	$ -	$ -	$ -
3817	T601001955	TEMP	Fiber Optic Gas Leak Monitoring	FP-NMG Transm Specifics-New	368.0	$ -	$ -	$ -	$ -	$ -	$ -	$ -	$ -
3818	T601001955	TEMP	Fiber Optic Gas Leak Monitoring	FP-NMG Transm Specifics-New	369.0	$ -	$ -	$ -	$ -	$ -	$ -	$ -	$ -
3819	601001956	TEMP	Statewide no-hole EFV project	FP-NMG Dist Specifics-New	376.1	$ -	$ -	$ -	$ -	$ -	$ -	$ -	$ -
3820	601001956	TEMP	Statewide no-hole EFV project	FP-NMG Dist Specifics-New	376.2	$ -	$ -	$ -	$ -	$ -	$ -	$ -	$ -
3821	601001956	TEMP	Statewide no-hole EFV project	FP-NMG Dist Specifics-New	376.4	$ -	$ -	$ -	$ -	$ -	$ -	$ -	$ -
3822	660001957	TEMP	Santa Fe Rancho Siringo Rd PE Replacements	FP-NMG Dist Specific-Replace	376.1	$ -	$ -	$ -	$ -	$ 1,414	$ -	$ -	$ -
3823	660001957	TEMP	Santa Fe Rancho Siringo Rd PE Replacements	FP-NMG Dist Specific-Replace	376.2	$ -	$ -	$ -	$ -	$ 9,900	$ -	$ -	$ -
3824	660001957	TEMP	Santa Fe Rancho Siringo Rd PE Replacements	FP-NMG Dist Specific-Replace	376.4	$ -	$ -	$ -	$ -	$ 707	$ -	$ -	$ -
3825	660001957	TEMP	Santa Fe Rancho Siringo Rd PE Replacements	FP-NMG Dist Specific-Replace	380.0	$ -	$ -	$ -	$ -	$ 2,121	$ -	$ -	$ -
3826	660001958	TEMP	Santa Fe Brownell Howland Rd PE Replacements	FP-NMG Dist Specific-Replace	376.1	$ -	$ -	$ -	$ -	$ 1,503	$ -	$ -	$ -
3827	660001958	TEMP	Santa Fe Brownell Howland Rd PE Replacements	FP-NMG Dist Specific-Replace	376.2	$ -	$ -	$ -	$ -	$ 10,522	$ -	$ -	$ -
3828	660001958	TEMP	Santa Fe Brownell Howland Rd PE Replacements	FP-NMG Dist Specific-Replace	376.4	$ -	$ -	$ -	$ -	$ 752	$ -	$ -	$ -
3829	660001958	TEMP	Santa Fe Brownell Howland Rd PE Replacements	FP-NMG Dist Specific-Replace	380.0	$ -	$ -	$ -	$ -	$ 2,255	$ -	$ -	$ -
3830	660001959	TEMP	Santa Fe Calle La Mirada PE Replacements	FP-NMG Dist Specific-Replace	376.1	$ -	$ -	$ -	$ -	$ -	$ 6,147	$ -	$ -
3831	660001959	TEMP	Santa Fe Calle La Mirada PE Replacements	FP-NMG Dist Specific-Replace	376.2	$ -	$ -	$ -	$ -	$ -	$ 43,027	$ -	$ -
3832	660001959	TEMP	Santa Fe Calle La Mirada PE Replacements	FP-NMG Dist Specific-Replace	376.4	$ -	$ -	$ -	$ -	$ -	$ 3,073	$ -	$ -
3833	660001959	TEMP	Santa Fe Calle La Mirada PE Replacements	FP-NMG Dist Specific-Replace	380.0	$ -	$ -	$ -	$ -	$ -	$ 9,220	$ -	$ -
3834	660001960	TEMP	Santa Fe Calle Nueva Vis PE Replacements	FP-NMG Dist Specific-Replace	376.1	$ -	$ -	$ -	$ 12,350	$ -	$ -	$ -	$ -
3835	660001960	TEMP	Santa Fe Calle Nueva Vis PE Replacements	FP-NMG Dist Specific-Replace	376.2	$ -	$ -	$ -	$ 86,447	$ -	$ -	$ -	$ -
3836	660001960	TEMP	Santa Fe Calle Nueva Vis PE Replacements	FP-NMG Dist Specific-Replace	376.4	$ -	$ -	$ -	$ 6,175	$ -	$ -	$ -	$ -
3837	660001960	TEMP	Santa Fe Calle Nueva Vis PE Replacements	FP-NMG Dist Specific-Replace	380.0	$ -	$ -	$ -	$ 18,524	$ -	$ -	$ -	$ -
3838	660001961	TEMP	Santa Fe Camino De Jacobo PE Replacements	FP-NMG Dist Specific-Replace	376.1	$ -	$ -	$ -	$ -	$ 6,142	$ -	$ -	$ -
3839	660001961	TEMP	Santa Fe Camino De Jacobo PE Replacements	FP-NMG Dist Specific-Replace	376.2	$ -	$ -	$ -	$ -	$ 42,994	$ -	$ -	$ -
3840	660001961	TEMP	Santa Fe Camino De Jacobo PE Replacements	FP-NMG Dist Specific-Replace	376.4	$ -	$ -	$ -	$ -	$ 3,071	$ -	$ -	$ -
3841	660001961	TEMP	Santa Fe Camino De Jacobo PE Replacements	FP-NMG Dist Specific-Replace	380.0	$ -	$ -	$ -	$ -	$ 9,213	$ -	$ -	$ -
3842	660001962	TEMP	Santa Fe Chestnut St PE Replacements	FP-NMG Dist Specific-Replace	376.1	$ -	$ -	$ -	$ -	$ -	$ -	$ -	$ 4,662
3843	660001962	TEMP	Santa Fe Chestnut St PE Replacements	FP-NMG Dist Specific-Replace	376.2	$ -	$ -	$ -	$ -	$ -	$ -	$ -	$ 32,634
3844	660001962	TEMP	Santa Fe Chestnut St PE Replacements	FP-NMG Dist Specific-Replace	376.4	$ -	$ -	$ -	$ -	$ -	$ -	$ -	$ 2,331
3845	660001962	TEMP	Santa Fe Chestnut St PE Replacements	FP-NMG Dist Specific-Replace	380.0	$ -	$ -	$ -	$ -	$ -	$ -	$ -	$ 6,993
3846	660001963	TEMP	Santa Fe Franklin Ave PE Replacements	FP-NMG Dist Specific-Replace	376.1	$ -	$ -	$ -	$ -	$ -	$ -	$ -	$ -
3847	660001963	TEMP	Santa Fe Franklin Ave PE Replacements	FP-NMG Dist Specific-Replace	376.2	$ -	$ -	$ -	$ -	$ -	$ -	$ -	$ -
3848	660001963	TEMP	Santa Fe Franklin Ave PE Replacements	FP-NMG Dist Specific-Replace	376.4	$ -	$ -	$ -	$ -	$ -	$ -	$ -	$ -
3849	660001963	TEMP	Santa Fe Franklin Ave PE Replacements	FP-NMG Dist Specific-Replace	380.0	$ -	$ -	$ -	$ -	$ -	$ -	$ -	$ -
3850	660001964	TEMP	Santa Fe Las Campanas Dr PE Replacements	FP-NMG Dist Specific-Replace	376.1	$ -	$ -	$ -	$ -	$ -	$ -	$ -	$ -
3851	660001964	TEMP	Santa Fe Las Campanas Dr PE Replacements	FP-NMG Dist Specific-Replace	376.2	$ -	$ -	$ -	$ -	$ -	$ -	$ -	$ -
3852	660001964	TEMP	Santa Fe Las Campanas Dr PE Replacements	FP-NMG Dist Specific-Replace	376.4	$ -	$ -	$ -	$ -	$ -	$ -	$ -	$ -
3853	660001964	TEMP	Santa Fe Las Campanas Dr PE Replacements	FP-NMG Dist Specific-Replace	380.0	$ -	$ -	$ -	$ -	$ -	$ -	$ -	$ -
3854	660001965	TEMP	Santa Fe Via Magdalene PE Replacements	FP-NMG Dist Specific-Replace	376.1	$ -	$ -	$ -	$ -	$ -	$ -	$ -	$ -
3855	660001965	TEMP	Santa Fe Via Magdalene PE Replacements	FP-NMG Dist Specific-Replace	376.2	$ -	$ -	$ -	$ -	$ -	$ -	$ -	$ -
3856	660001965	TEMP	Santa Fe Via Magdalene PE Replacements	FP-NMG Dist Specific-Replace	376.4	$ -	$ -	$ -	$ -	$ -	$ -	$ -	$ -
3857	660001965	TEMP	Santa Fe Via Magdalene PE Replacements	FP-NMG Dist Specific-Replace	380.0	$ -	$ -	$ -	$ -	$ -	$ -	$ -	$ -
3858	601001966	TEMP	General Plant - IMP / Dist	FP-NMG Tools, Shop & Garage Equip	394.0	$ -	$ -	$ -	$ -	$ -	$ -	$ -	$ -
3859	T601001967	TEMP	Odorant Analysis 2021	FP-NMG Transm Specific-Replace	367.1	$ -	$ -	$ -	$ -	$ -	$ -	$ -	$ -
3860	T601001967	TEMP	Odorant Analysis 2021	FP-NMG Transm Specific-Replace	368.0	$ -	$ -	$ -	$ -	$ -	$ -	$ -	$ -
3861	T601001967	TEMP	Odorant Analysis 2021	FP-NMG Transm Specific-Replace	369.0	$ -	$ -	$ -	$ -	$ -	$ -	$ -	$ -
3862	601001554-1	NCP-16122	Business Intelligence - Finance & Accounting	FP-NMG Intangible	303.3	$ -	$ -	$ -	$ -	$ -	$ -	$ -	$ -
3863	601001554-2	NCP-16173	Business Intelligence - Engineering	FP-NMG Intangible	303.3	$ -	$ -	$ -	$ -	$ -	$ -	$ -	$ -
3864	601001554-3	TEMP	Business Intelligence - Customer & Support Services	FP-NMG Intangible	303.3	$ -	$ -	$ -	$ -	$ -	$ -	$ -	$ -
3865	601001554-4	TEMP	Business Intelligence - Operations, HR, Corp. Security	FP-NMG Intangible	303.3	$ -	$ -	$ -	$ -	$ -	$ -	$ -	$ -
3866	601001554-5	TEMP	Business Intelligence - Integration & Enhancement	FP-NMG Intangible	303.3	$ -	$ -	$ -	$ -	$ -	$ -	$ -	$ -
3867	627001968	TEMP	Lovington North Irrigation	FP-NMG Dist Services-New	380.0	$ -	$ -	$ -	$ -	$ -	$ -	$ -	$ -

NEW MEXICO GAS COMPANY, INC.

Plant Gross Activity
Base Period - 12 Months Ending March 31, 2023
Future Test Year - 12 Months Ending September 30, 2025

	A	B	C	D	E	F	G	H	I	J	K	L
3	Investment Number	FP Number	Investment Name	FP Type	FERC Account	4/30/2023	5/31/2023	6/30/2023	7/31/2023	8/31/2023	9/30/2023	10/31/2023
3868	627001968	TEMP	Lovington North Irrigation	FP-NMG Dist Services-New	380.1	$ -	$ -	$ -	$ -	$ -	$ -	$ -
3869	T624001969	PRE-10067	Lovington North Irrigation.1	FP-NMG Transm Stations-Replace	368.0	$ -	$ -	$ -	$ -	$ -	$ -	$ -
3870	T624001969	PRE-10067	Lovington North Irrigation.1	FP-NMG Transm Stations-Replace	369.0	$ -	$ -	$ -	$ -	$ -	$ -	$ -
3871	T660001970	PRE-09890	ILI Cutouts - Taos Mainline	FP-NMG Transm Specific-Replace	367.1	$ -	$ -	$ -	$ -	$ -	$ -	$ -
3872	T660001970	PRE-09890	ILI Cutouts - Taos Mainline	FP-NMG Transm Specific-Replace	368.0	$ -	$ -	$ -	$ -	$ -	$ -	$ -
3873	T660001970	PRE-09890	ILI Cutouts - Taos Mainline	FP-NMG Transm Specific-Replace	369.0	$ -	$ -	$ -	$ -	$ -	$ -	$ -
3874	T624001971	PRE-10070	EPNG Monument RTU material replacement	FP-NMG Transm Stations-Replace	368.0	$ -	$ -	$ -	$ -	$ -	$ -	$ -
3875	T624001971	PRE-10070	EPNG Monument RTU material replacement	FP-NMG Transm Stations-Replace	369.0	$ -	$ -	$ -	$ -	$ -	$ -	$ -
3876	T624001972	PRE-10069	United Salt Replacement Materials	FP-NMG Transm Stations-Replace	368.0	$ -	$ -	$ -	$ -	$ -	$ -	$ -
3877	T624001972	PRE-10069	United Salt Replacement Materials	FP-NMG Transm Stations-Replace	369.0	$ -	$ -	$ -	$ -	$ -	$ -	$ -
3878	T624001973	PRE-10068	Replace pressure transmitter Cunningham Junction	FP-NMG Transm Stations-Replace	368.0	$ -	$ -	$ -	$ -	$ -	$ -	$ -
3879	T624001973	PRE-10068	Replace pressure transmitter Cunningham Junction	FP-NMG Transm Stations-Replace	369.0	$ -	$ -	$ -	$ -	$ -	$ -	$ -
3880	T621001974	PRE-09891	Alamogordo - A Line cutout MP#9	FP-NMG Transm Mains-Replace	367.1	$ -	$ -	$ -	$ -	$ -	$ -	$ -
3881	601001975	NCP-16110	IT/Facilities equipment for Split Shift	FP-NMG Office Furn & Equip	391.2	$ -	$ -	$ -	$ -	$ -	$ -	$ -
3882	601001975	NCP-16110	IT/Facilities equipment for Split Shift	FP-NMG Office Furn & Equip	397.0	$ -	$ -	$ -	$ -	$ -	$ -	$ -
3883	601001975	NCP-16110	IT/Facilities equipment for Split Shift	FP-NMG Office Furn & Equip	398.0	$ -	$ -	$ -	$ -	$ -	$ -	$ -
3884	T610001976	PRE-10065	Meter head replacement at West Mesa Take-off	FP-NMG Transm Stations-Replace	368.0	$ -	$ -	$ -	$ -	$ -	$ -	$ -
3885	T610001976	PRE-10065	Meter head replacement at West Mesa Take-off	FP-NMG Transm Stations-Replace	369.0	$ -	$ -	$ -	$ -	$ -	$ -	$ -
3886	601001977	PRE-10064	2021 RTU Replacements	FP-NMG Dist Specific-Replace	376.1	$ -	$ -	$ -	$ -	$ -	$ -	$ -
3887	601001977	PRE-10064	2021 RTU Replacements	FP-NMG Dist Specific-Replace	376.2	$ -	$ -	$ -	$ -	$ -	$ -	$ -
3888	601001977	PRE-10064	2021 RTU Replacements	FP-NMG Dist Specific-Replace	376.4	$ -	$ -	$ -	$ -	$ -	$ -	$ -
3889	601001977	PRE-10064	2021 RTU Replacements	FP-NMG Dist Specific-Replace	380.0	$ -	$ -	$ -	$ -	$ -	$ -	$ -
3890	680001978	TEMP	Farmington 627 Regulators	FP-NMG Transm Stations-Replace	368.0	$ -	$ -	$ -	$ -	$ -	$ -	$ -
3891	680001978	TEMP	Farmington 627 Regulators	FP-NMG Transm Stations-Replace	369.0	$ -	$ -	$ -	$ -	$ -	$ -	$ -
3892	622001980	TEMP	NM Border Crossing Transmitter Replacment	FP-NMG Transm Stations-Replace	368.0	$ -	$ -	$ -	$ -	$ -	$ -	$ -
3893	622001980	TEMP	NM Border Crossing Transmitter Replacment	FP-NMG Transm Stations-Replace	369.0	$ -	$ -	$ -	$ -	$ -	$ -	$ -
3894	T621001981	PRE-10076	NM Border Crossing Transmitter Replacrment	FP-NMG Transm Stations-Replace	368.0	$ -	$ -	$ -	$ -	$ -	$ -	$ -
3895	T621001981	PRE-10076	NM Border Crossing Transmitter Replacrment	FP-NMG Transm Stations-Replace	369.0	$ -	$ -	$ -	$ -	$ -	$ -	$ -
3896	T660001982	TEMP	Erosion Mitigation Royal Trading MP 0.50 Mats	FP-NMG Transm Specific-Replace	367.1	$ -	$ -	$ -	$ -	$ -	$ -	$ -
3897	T660001982	TEMP	Erosion Mitigation Royal Trading MP 0.50 Mats	FP-NMG Transm Specific-Replace	368.0	$ -	$ -	$ -	$ -	$ -	$ -	$ -
3898	T660001982	TEMP	Erosion Mitigation Royal Trading MP 0.50 Mats	FP-NMG Transm Specific-Replace	369.0	$ -	$ -	$ -	$ -	$ -	$ -	$ -
3899	T660001983	TEMP	Erosion Mitigation Royal Trading MP 1.5 Mats	FP-NMG Transm Specific-Replace	367.1	$ -	$ -	$ -	$ -	$ -	$ -	$ -
3900	T660001983	TEMP	Erosion Mitigation Royal Trading MP 1.5 Mats	FP-NMG Transm Specific-Replace	368.0	$ -	$ -	$ -	$ -	$ -	$ -	$ -
3901	T660001983	TEMP	Erosion Mitigation Royal Trading MP 1.5 Mats	FP-NMG Transm Specific-Replace	369.0	$ -	$ -	$ -	$ -	$ -	$ -	$ -
3902	601001984	NEW-15604	CP Monitoring Distribution	FP-NMG Dist Specifics-New	376.1	$ -	$ -	$ 208,061	$ -	$ -	$ 6,782	$ -
3903	601001984	NEW-15604	CP Monitoring Distribution	FP-NMG Dist Specifics-New	376.2	$ -	$ -	$ 161,825	$ -	$ -	$ 5,275	$ -
3904	601001984	NEW-15604	CP Monitoring Distribution	FP-NMG Dist Specifics-New	376.4	$ -	$ -	$ 92,472	$ -	$ -	$ 3,014	$ -
3905	T626001985	TEMP	Material Verification Cutouts- Clovis South 10 In	FP-NMG Transm Specific-Replace	367.1	$ -	$ -	$ -	$ -	$ -	$ -	$ -
3906	T626001985	TEMP	Material Verification Cutouts- Clovis South 10 In	FP-NMG Transm Specific-Replace	368.0	$ -	$ -	$ -	$ -	$ -	$ -	$ -
3907	T626001985	TEMP	Material Verification Cutouts- Clovis South 10 In	FP-NMG Transm Specific-Replace	369.0	$ -	$ -	$ -	$ -	$ -	$ -	$ -
3908	601001987	TEMP	LandWorks (ROW Appliation)	FP-NMG Intangible	303.3	$ -	$ -	$ -	$ -	$ -	$ -	$ -
3909	601001988	NCP-16207	TECO - Journal Entry Workflow Automation	FP-NMG Intangible	303.3	$ -	$ -	$ -	$ -	$ -	$ -	$ -
3910	601001989	TEMP	Journal Entry Workflow Automation 2	FP-NMG Intangible	303.3	$ -	$ -	$ -	$ -	$ -	$ -	$ -
3911	T680001990	PRE-10079	NW Brazos Relocation	FP-NMG Transm Specific-Replace	367.1	$ -	$ -	$ -	$ -	$ -	$ -	$ -
3912	T680001990	PRE-10079	NW Brazos Relocation	FP-NMG Transm Specific-Replace	368.0	$ -	$ -	$ -	$ -	$ -	$ -	$ -
3913	T680001990	PRE-10079	NW Brazos Relocation	FP-NMG Transm Specific-Replace	369.0	$ -	$ -	$ -	$ -	$ -	$ -	$ -
3914	T624001991	NEW-15609	Navajo Renewables Interconnect Station	FP-NMG Transm Stations-New	369.0	$ -	$ -	$ -	$ -	$ -	$ -	$ -
3915	601001992	TEMP	TECO - Dev Testing Tools & Automation 2021	FP-NMG Intangible	303.3	$ -	$ -	$ -	$ -	$ -	$ -	$ -
3916	601001993	NCP-16222	TECO - Business Objects Upgrade 2021	FP-NMG Intangible	303.3	$ -	$ -	$ -	$ -	$ -	$ -	$ -
3917	T626001994	TEMP	HydroTest - Clovis 10in	FP-NMG Transm Specific-Replace	367.1	$ -	$ -	$ -	$ -	$ -	$ -	$ -
3918	T626001994	TEMP	HydroTest - Clovis 10in	FP-NMG Transm Specific-Replace	368.0	$ -	$ -	$ -	$ -	$ -	$ -	$ -
3919	T626001994	TEMP	HydroTest - Clovis 10in	FP-NMG Transm Specific-Replace	369.0	$ -	$ -	$ -	$ -	$ -	$ -	$ -
3920	T621001995	TEMP	HydroTest Alamogordo East (B-line) BV1.5 to BV3	FP-NMG Transm Specific-Replace	367.1	$ -	$ -	$ -	$ -	$ -	$ -	$ -
3921	T621001995	TEMP	HydroTest Alamogordo East (B-line) BV1.5 to BV3	FP-NMG Transm Specific-Replace	368.0	$ -	$ -	$ -	$ -	$ -	$ -	$ -
3922	T621001995	TEMP	HydroTest Alamogordo East (B-line) BV1.5 to BV3	FP-NMG Transm Specific-Replace	369.0	$ -	$ -	$ -	$ -	$ -	$ -	$ -
3923	601001996	PRE-10080	Remote Pressure Monitors	FP-NMG Dist Specific-Replace	376.1	$ -	$ -	$ -	$ -	$ -	$ -	$ -

NEW MEXICO GAS COMPANY, INC.

Plant Gross Activity
Base Period - 12 Months Ending March 31, 2023
Future Test Year - 12 Months Ending September 30, 2025

	A	B	C	D	E	M	N	O	P	Q	R	S	T
3	Investment Number	FP Number	Investment Name	FP Type	FERC Account	11/30/2023	12/31/2023	1/31/2024	2/29/2024	3/31/2024	4/30/2024	5/31/2024	6/30/2024
3868	627001968	TEMP	Lovington North Irrigation	FP-NMG Dist Services-New	380.1	$ -	$ -	$ -	$ -	$ -	$ -	$ -	$ -
3869	T624001969	PRE-10067	Lovington North Irrigation.1	FP-NMG Transm Stations-Replace	368.0	$ -	$ -	$ -	$ -	$ -	$ -	$ -	$ -
3870	T624001969	PRE-10067	Lovington North Irrigation.1	FP-NMG Transm Stations-Replace	369.0	$ -	$ -	$ -	$ -	$ -	$ -	$ -	$ -
3871	T660001970	PRE-09890	ILI Cutouts - Taos Mainline	FP-NMG Transm Specific-Replace	367.1	$ -	$ -	$ -	$ -	$ -	$ -	$ -	$ -
3872	T660001970	PRE-09890	ILI Cutouts - Taos Mainline	FP-NMG Transm Specific-Replace	368.0	$ -	$ -	$ -	$ -	$ -	$ -	$ -	$ -
3873	T660001970	PRE-09890	ILI Cutouts - Taos Mainline	FP-NMG Transm Specific-Replace	369.0	$ -	$ -	$ -	$ -	$ -	$ -	$ -	$ -
3874	T624001971	PRE-10070	EPNG Monument RTU material replacement	FP-NMG Transm Stations-Replace	368.0	$ -	$ -	$ -	$ -	$ -	$ -	$ -	$ -
3875	T624001971	PRE-10070	EPNG Monument RTU material replacement	FP-NMG Transm Stations-Replace	369.0	$ -	$ -	$ -	$ -	$ -	$ -	$ -	$ -
3876	T624001972	PRE-10069	United Salt Replacement Materials	FP-NMG Transm Stations-Replace	368.0	$ -	$ -	$ -	$ -	$ -	$ -	$ -	$ -
3877	T624001972	PRE-10069	United Salt Replacement Materials	FP-NMG Transm Stations-Replace	369.0	$ -	$ -	$ -	$ -	$ -	$ -	$ -	$ -
3878	T624001973	PRE-10068	Replace pressure transmitter Cunningham Junction	FP-NMG Transm Stations-Replace	368.0	$ -	$ -	$ -	$ -	$ -	$ -	$ -	$ -
3879	T624001973	PRE-10068	Replace pressure transmitter Cunningham Junction	FP-NMG Transm Stations-Replace	369.0	$ -	$ -	$ -	$ -	$ -	$ -	$ -	$ -
3880	T621001974	PRE-09891	Alamogordo - A Line cutout MP#9	FP-NMG Transm Mains-Replace	367.1	$ -	$ -	$ -	$ -	$ -	$ -	$ -	$ -
3881	601001975	NCP-16110	IT/Facilities equipment for Split Shift	FP-NMG Office Furn & Equip	391.2	$ -	$ -	$ -	$ -	$ -	$ -	$ -	$ -
3882	601001975	NCP-16110	IT/Facilities equipment for Split Shift	FP-NMG Office Furn & Equip	397.0	$ -	$ -	$ -	$ -	$ -	$ -	$ -	$ -
3883	601001975	NCP-16110	IT/Facilities equipment for Split Shift	FP-NMG Office Furn & Equip	398.0	$ -	$ -	$ -	$ -	$ -	$ -	$ -	$ -
3884	T610001976	PRE-10065	Meter head replacement at West Mesa Take-off	FP-NMG Transm Stations-Replace	368.0	$ -	$ -	$ -	$ -	$ -	$ -	$ -	$ -
3885	T610001976	PRE-10065	Meter head replacement at West Mesa Take-off	FP-NMG Transm Stations-Replace	369.0	$ -	$ -	$ -	$ -	$ -	$ -	$ -	$ -
3886	601001977	PRE-10064	2021 RTU Replacements	FP-NMG Dist Specific-Replace	376.1	$ -	$ -	$ -	$ -	$ -	$ -	$ -	$ -
3887	601001977	PRE-10064	2021 RTU Replacements	FP-NMG Dist Specific-Replace	376.2	$ -	$ -	$ -	$ -	$ -	$ -	$ -	$ -
3888	601001977	PRE-10064	2021 RTU Replacements	FP-NMG Dist Specific-Replace	376.4	$ -	$ -	$ -	$ -	$ -	$ -	$ -	$ -
3889	601001977	PRE-10064	2021 RTU Replacements	FP-NMG Dist Specific-Replace	380.0	$ -	$ -	$ -	$ -	$ -	$ -	$ -	$ -
3890	680001978	TEMP	Farmington 627 Regulators	FP-NMG Transm Stations-Replace	368.0	$ -	$ -	$ -	$ -	$ -	$ -	$ -	$ -
3891	680001978	TEMP	Farmington 627 Regulators	FP-NMG Transm Stations-Replace	369.0	$ -	$ -	$ -	$ -	$ -	$ -	$ -	$ -
3892	622001980	TEMP	NM Border Crossing Transmitter Replacment	FP-NMG Transm Stations-Replace	368.0	$ -	$ -	$ -	$ -	$ -	$ -	$ -	$ -
3893	622001980	TEMP	NM Border Crossing Transmitter Replacment	FP-NMG Transm Stations-Replace	369.0	$ -	$ -	$ -	$ -	$ -	$ -	$ -	$ -
3894	T621001981	PRE-10076	NM Border Crossing Transmitter Replacrment	FP-NMG Transm Stations-Replace	368.0	$ -	$ -	$ -	$ -	$ -	$ -	$ -	$ -
3895	T621001981	PRE-10076	NM Border Crossing Transmitter Replacrment	FP-NMG Transm Stations-Replace	369.0	$ -	$ -	$ -	$ -	$ -	$ -	$ -	$ -
3896	T660001982	TEMP	Erosion Mitigation Royal Trading MP 0.50 Mats	FP-NMG Transm Specific-Replace	367.1	$ -	$ -	$ -	$ -	$ -	$ -	$ -	$ -
3897	T660001982	TEMP	Erosion Mitigation Royal Trading MP 0.50 Mats	FP-NMG Transm Specific-Replace	368.0	$ -	$ -	$ -	$ -	$ -	$ -	$ -	$ -
3898	T660001982	TEMP	Erosion Mitigation Royal Trading MP 0.50 Mats	FP-NMG Transm Specific-Replace	369.0	$ -	$ -	$ -	$ -	$ -	$ -	$ -	$ -
3899	T660001983	TEMP	Erosion Mitigation Royal Trading MP 1.5 Mats	FP-NMG Transm Specific-Replace	367.1	$ -	$ -	$ -	$ -	$ -	$ -	$ -	$ -
3900	T660001983	TEMP	Erosion Mitigation Royal Trading MP 1.5 Mats	FP-NMG Transm Specific-Replace	368.0	$ -	$ -	$ -	$ -	$ -	$ -	$ -	$ -
3901	T660001983	TEMP	Erosion Mitigation Royal Trading MP 1.5 Mats	FP-NMG Transm Specific-Replace	369.0	$ -	$ -	$ -	$ -	$ -	$ -	$ -	$ -
3902	601001984	NEW-15604	CP Monitoring Distribution	FP-NMG Dist Specifics-New	376.1	$ -	$ -	$ -	$ -	$ -	$ -	$ -	$ -
3903	601001984	NEW-15604	CP Monitoring Distribution	FP-NMG Dist Specifics-New	376.2	$ -	$ -	$ -	$ -	$ -	$ -	$ -	$ -
3904	601001984	NEW-15604	CP Monitoring Distribution	FP-NMG Dist Specifics-New	376.4	$ -	$ -	$ -	$ -	$ -	$ -	$ -	$ -
3905	T626001985	TEMP	Material Verification Cutouts- Clovis South 10 In	FP-NMG Transm Specific-Replace	367.1	$ -	$ -	$ -	$ -	$ -	$ -	$ -	$ -
3906	T626001985	TEMP	Material Verification Cutouts- Clovis South 10 In	FP-NMG Transm Specific-Replace	368.0	$ -	$ -	$ -	$ -	$ -	$ -	$ -	$ -
3907	T626001985	TEMP	Material Verification Cutouts- Clovis South 10 In	FP-NMG Transm Specific-Replace	369.0	$ -	$ -	$ -	$ -	$ -	$ -	$ -	$ -
3908	601001987	TEMP	LandWorks (ROW Appliation)	FP-NMG Intangible	303.3	$ -	$ -	$ -	$ -	$ -	$ -	$ -	$ -
3909	601001988	NCP-16207	TECO - Journal Entry Workflow Automation	FP-NMG Intangible	303.3	$ -	$ -	$ -	$ -	$ -	$ -	$ -	$ -
3910	601001989	TEMP	Journal Entry Workflow Automation 2	FP-NMG Intangible	303.3	$ -	$ -	$ -	$ -	$ -	$ -	$ -	$ -
3911	T680001990	PRE-10079	NW Brazos Relocation	FP-NMG Transm Specific-Replace	367.1	$ -	$ -	$ -	$ -	$ -	$ -	$ -	$ -
3912	T680001990	PRE-10079	NW Brazos Relocation	FP-NMG Transm Specific-Replace	368.0	$ -	$ -	$ -	$ -	$ -	$ -	$ -	$ -
3913	T680001990	PRE-10079	NW Brazos Relocation	FP-NMG Transm Specific-Replace	369.0	$ -	$ -	$ -	$ -	$ -	$ -	$ -	$ -
3914	T624001991	NEW-15609	Navajo Renewables Interconnect Station	FP-NMG Transm Stations-New	369.0	$ -	$ -	$ -	$ -	$ -	$ -	$ -	$ -
3915	601001992	TEMP	TECO - Dev Testing Tools & Automation 2021	FP-NMG Intangible	303.3	$ -	$ -	$ -	$ -	$ -	$ -	$ -	$ -
3916	601001993	NCP-16222	TECO - Business Objects Upgrade 2021	FP-NMG Intangible	303.3	$ -	$ -	$ -	$ -	$ -	$ -	$ -	$ -
3917	T626001994	TEMP	HydroTest - Clovis 10in	FP-NMG Transm Specific-Replace	367.1	$ -	$ -	$ -	$ -	$ -	$ -	$ -	$ -
3918	T626001994	TEMP	HydroTest - Clovis 10in	FP-NMG Transm Specific-Replace	368.0	$ -	$ -	$ -	$ -	$ -	$ -	$ -	$ -
3919	T626001994	TEMP	HydroTest - Clovis 10in	FP-NMG Transm Specific-Replace	369.0	$ -	$ -	$ -	$ -	$ -	$ -	$ -	$ -
3920	T621001995	TEMP	HydroTest Alamogordo East (B-line) BV1.5 to BV3	FP-NMG Transm Specific-Replace	367.1	$ -	$ -	$ -	$ -	$ -	$ -	$ -	$ -
3921	T621001995	TEMP	HydroTest Alamogordo East (B-line) BV1.5 to BV3	FP-NMG Transm Specific-Replace	368.0	$ -	$ -	$ -	$ -	$ -	$ -	$ -	$ -
3922	T621001995	TEMP	HydroTest Alamogordo East (B-line) BV1.5 to BV3	FP-NMG Transm Specific-Replace	369.0	$ -	$ -	$ -	$ -	$ -	$ -	$ -	$ -
3923	601001996	PRE-10080	Remote Pressure Monitors	FP-NMG Dist Specific-Replace	376.1	$ -	$ -	$ -	$ -	$ -	$ -	$ -	$ -

NEW MEXICO GAS COMPANY, INC.

Plant Gross Activity
Base Period - 12 Months Ending March 31, 2023
Future Test Year - 12 Months Ending September 30, 2025

	A	B	C	D	E	U	V	W	X	Y	Z	AA
3	Investment Number	FP Number	Investment Name	FP Type	FERC Account	7/31/2024	8/31/2024	9/30/2024	10/31/2024	11/30/2024	12/31/2024	1/31/2025
3868	627001968	TEMP	Lovington North Irrigation	FP-NMG Dist Services-New	380.1	$ -	$ -	$ -	$ -	$ -	$ -	$ -
3869	T624001969	PRE-10067	Lovington North Irrigation.1	FP-NMG Transm Stations-Replace	368.0	$ -	$ -	$ -	$ -	$ -	$ -	$ -
3870	T624001969	PRE-10067	Lovington North Irrigation.1	FP-NMG Transm Stations-Replace	369.0	$ -	$ -	$ -	$ -	$ -	$ -	$ -
3871	T660001970	PRE-09890	ILI Cutouts - Taos Mainline	FP-NMG Transm Specific-Replace	367.1	$ -	$ -	$ -	$ -	$ -	$ -	$ -
3872	T660001970	PRE-09890	ILI Cutouts - Taos Mainline	FP-NMG Transm Specific-Replace	368.0	$ -	$ -	$ -	$ -	$ -	$ -	$ -
3873	T660001970	PRE-09890	ILI Cutouts - Taos Mainline	FP-NMG Transm Specific-Replace	369.0	$ -	$ -	$ -	$ -	$ -	$ -	$ -
3874	T624001971	PRE-10070	EPNG Monument RTU material replacement	FP-NMG Transm Stations-Replace	368.0	$ -	$ -	$ -	$ -	$ -	$ -	$ -
3875	T624001971	PRE-10070	EPNG Monument RTU material replacement	FP-NMG Transm Stations-Replace	369.0	$ -	$ -	$ -	$ -	$ -	$ -	$ -
3876	T624001972	PRE-10069	United Salt Replacement Materials	FP-NMG Transm Stations-Replace	368.0	$ -	$ -	$ -	$ -	$ -	$ -	$ -
3877	T624001972	PRE-10069	United Salt Replacement Materials	FP-NMG Transm Stations-Replace	369.0	$ -	$ -	$ -	$ -	$ -	$ -	$ -
3878	T624001973	PRE-10068	Replace pressure transmitter Cunningham Junction	FP-NMG Transm Stations-Replace	368.0	$ -	$ -	$ -	$ -	$ -	$ -	$ -
3879	T624001973	PRE-10068	Replace pressure transmitter Cunningham Junction	FP-NMG Transm Stations-Replace	369.0	$ -	$ -	$ -	$ -	$ -	$ -	$ -
3880	T621001974	PRE-09891	Alamogordo - A Line cutout MP#9	FP-NMG Transm Mains-Replace	367.1	$ -	$ -	$ -	$ -	$ -	$ -	$ -
3881	601001975	NCP-16110	IT/Facilities equipment for Split Shift	FP-NMG Office Furn & Equip	391.2	$ -	$ -	$ -	$ -	$ -	$ -	$ -
3882	601001975	NCP-16110	IT/Facilities equipment for Split Shift	FP-NMG Office Furn & Equip	397.0	$ -	$ -	$ -	$ -	$ -	$ -	$ -
3883	601001975	NCP-16110	IT/Facilities equipment for Split Shift	FP-NMG Office Furn & Equip	398.0	$ -	$ -	$ -	$ -	$ -	$ -	$ -
3884	T610001976	PRE-10065	Meter head replacement at West Mesa Take-off	FP-NMG Transm Stations-Replace	368.0	$ -	$ -	$ -	$ -	$ -	$ -	$ -
3885	T610001976	PRE-10065	Meter head replacement at West Mesa Take-off	FP-NMG Transm Stations-Replace	369.0	$ -	$ -	$ -	$ -	$ -	$ -	$ -
3886	601001977	PRE-10064	2021 RTU Replacements	FP-NMG Dist Specific-Replace	376.1	$ -	$ -	$ -	$ -	$ -	$ -	$ -
3887	601001977	PRE-10064	2021 RTU Replacements	FP-NMG Dist Specific-Replace	376.2	$ -	$ -	$ -	$ -	$ -	$ -	$ -
3888	601001977	PRE-10064	2021 RTU Replacements	FP-NMG Dist Specific-Replace	376.4	$ -	$ -	$ -	$ -	$ -	$ -	$ -
3889	601001977	PRE-10064	2021 RTU Replacements	FP-NMG Dist Specific-Replace	380.0	$ -	$ -	$ -	$ -	$ -	$ -	$ -
3890	680001978	TEMP	Farmington 627 Regulators	FP-NMG Transm Stations-Replace	368.0	$ -	$ -	$ -	$ -	$ -	$ -	$ -
3891	680001978	TEMP	Farmington 627 Regulators	FP-NMG Transm Stations-Replace	369.0	$ -	$ -	$ -	$ -	$ -	$ -	$ -
3892	622001980	TEMP	NM Border Crossing Transmitter Replacment	FP-NMG Transm Stations-Replace	368.0	$ -	$ -	$ -	$ -	$ -	$ -	$ -
3893	622001980	TEMP	NM Border Crossing Transmitter Replacment	FP-NMG Transm Stations-Replace	369.0	$ -	$ -	$ -	$ -	$ -	$ -	$ -
3894	T621001981	PRE-10076	NM Border Crossing Transmitter Replacrment	FP-NMG Transm Stations-Replace	368.0	$ -	$ -	$ -	$ -	$ -	$ -	$ -
3895	T621001981	PRE-10076	NM Border Crossing Transmitter Replacrment	FP-NMG Transm Stations-Replace	369.0	$ -	$ -	$ -	$ -	$ -	$ -	$ -
3896	T660001982	TEMP	Erosion Mitigation Royal Trading MP 0.50 Mats	FP-NMG Transm Specific-Replace	367.1	$ -	$ -	$ -	$ -	$ -	$ -	$ -
3897	T660001982	TEMP	Erosion Mitigation Royal Trading MP 0.50 Mats	FP-NMG Transm Specific-Replace	368.0	$ -	$ -	$ -	$ -	$ -	$ -	$ -
3898	T660001982	TEMP	Erosion Mitigation Royal Trading MP 0.50 Mats	FP-NMG Transm Specific-Replace	369.0	$ -	$ -	$ -	$ -	$ -	$ -	$ -
3899	T660001983	TEMP	Erosion Mitigation Royal Trading MP 1.5 Mats	FP-NMG Transm Specific-Replace	367.1	$ -	$ -	$ -	$ -	$ -	$ -	$ -
3900	T660001983	TEMP	Erosion Mitigation Royal Trading MP 1.5 Mats	FP-NMG Transm Specific-Replace	368.0	$ -	$ -	$ -	$ -	$ -	$ -	$ -
3901	T660001983	TEMP	Erosion Mitigation Royal Trading MP 1.5 Mats	FP-NMG Transm Specific-Replace	369.0	$ -	$ -	$ -	$ -	$ -	$ -	$ -
3902	601001984	NEW-15604	CP Monitoring Distribution	FP-NMG Dist Specifics-New	376.1	$ -	$ -	$ -	$ -	$ -	$ -	$ -
3903	601001984	NEW-15604	CP Monitoring Distribution	FP-NMG Dist Specifics-New	376.2	$ -	$ -	$ -	$ -	$ -	$ -	$ -
3904	601001984	NEW-15604	CP Monitoring Distribution	FP-NMG Dist Specifics-New	376.4	$ -	$ -	$ -	$ -	$ -	$ -	$ -
3905	T626001985	TEMP	Material Verification Cutouts- Clovis South 10 In	FP-NMG Transm Specific-Replace	367.1	$ -	$ -	$ -	$ -	$ -	$ -	$ -
3906	T626001985	TEMP	Material Verification Cutouts- Clovis South 10 In	FP-NMG Transm Specific-Replace	368.0	$ -	$ -	$ -	$ -	$ -	$ -	$ -
3907	T626001985	TEMP	Material Verification Cutouts- Clovis South 10 In	FP-NMG Transm Specific-Replace	369.0	$ -	$ -	$ -	$ -	$ -	$ -	$ -
3908	601001987	TEMP	LandWorks (ROW Appliation)	FP-NMG Intangible	303.3	$ -	$ -	$ -	$ -	$ -	$ -	$ -
3909	601001988	NCP-16207	TECO - Journal Entry Workflow Automation	FP-NMG Intangible	303.3	$ -	$ -	$ -	$ -	$ -	$ -	$ -
3910	601001989	TEMP	Journal Entry Workflow Automation 2	FP-NMG Intangible	303.3	$ -	$ -	$ -	$ -	$ -	$ -	$ -
3911	T680001990	PRE-10079	NW Brazos Relocation	FP-NMG Transm Specific-Replace	367.1	$ -	$ -	$ -	$ -	$ -	$ -	$ -
3912	T680001990	PRE-10079	NW Brazos Relocation	FP-NMG Transm Specific-Replace	368.0	$ -	$ -	$ -	$ -	$ -	$ -	$ -
3913	T680001990	PRE-10079	NW Brazos Relocation	FP-NMG Transm Specific-Replace	369.0	$ -	$ -	$ -	$ -	$ -	$ -	$ -
3914	T624001991	NEW-15609	Navajo Renewables Interconnect Station	FP-NMG Transm Stations-New	369.0	$ -	$ -	$ -	$ -	$ -	$ -	$ -
3915	601001992	TEMP	TECO - Dev Testing Tools & Automation 2021	FP-NMG Intangible	303.3	$ -	$ -	$ -	$ -	$ -	$ -	$ -
3916	601001993	NCP-16222	TECO - Business Objects Upgrade 2021	FP-NMG Intangible	303.3	$ -	$ -	$ -	$ -	$ -	$ -	$ -
3917	T626001994	TEMP	HydroTest - Clovis 10in	FP-NMG Transm Specific-Replace	367.1	$ -	$ -	$ -	$ -	$ -	$ -	$ -
3918	T626001994	TEMP	HydroTest - Clovis 10in	FP-NMG Transm Specific-Replace	368.0	$ -	$ -	$ -	$ -	$ -	$ -	$ -
3919	T626001994	TEMP	HydroTest - Clovis 10in	FP-NMG Transm Specific-Replace	369.0	$ -	$ -	$ -	$ -	$ -	$ -	$ -
3920	T621001995	TEMP	HydroTest Alamogordo East (B-line) BV1.5 to BV3	FP-NMG Transm Specific-Replace	367.1	$ -	$ -	$ -	$ -	$ -	$ -	$ -
3921	T621001995	TEMP	HydroTest Alamogordo East (B-line) BV1.5 to BV3	FP-NMG Transm Specific-Replace	368.0	$ -	$ -	$ -	$ -	$ -	$ -	$ -
3922	T621001995	TEMP	HydroTest Alamogordo East (B-line) BV1.5 to BV3	FP-NMG Transm Specific-Replace	369.0	$ -	$ -	$ -	$ -	$ -	$ -	$ -
3923	601001996	PRE-10080	Remote Pressure Monitors	FP-NMG Dist Specific-Replace	376.1	$ -	$ -	$ -	$ -	$ -	$ -	$ -

NEW MEXICO GAS COMPANY, INC.

Plant Gross Activity
Base Period - 12 Months Ending March 31, 2023
Future Test Year - 12 Months Ending September 30, 2025

	A	B	C	D	E	AB	AC	AD	AE	AF	AG	AH	AI
3	Investment Number	FP Number	Investment Name	FP Type	FERC Account	2/28/2025	3/31/2025	4/30/2025	5/31/2025	6/30/2025	7/31/2025	8/31/2025	9/30/2025
3868	627001968	TEMP	Lovington North Irrigation	FP-NMG Dist Services-New	380.1	$ -	$ -	$ -	$ -	$ -	$ -	$ -	$ -
3869	T624001969	PRE-10067	Lovington North Irrigation.1	FP-NMG Transm Stations-Replace	368.0	$ -	$ -	$ -	$ -	$ -	$ -	$ -	$ -
3870	T624001969	PRE-10067	Lovington North Irrigation.1	FP-NMG Transm Stations-Replace	369.0	$ -	$ -	$ -	$ -	$ -	$ -	$ -	$ -
3871	T660001970	PRE-09890	ILI Cutouts - Taos Mainline	FP-NMG Transm Specific-Replace	367.1	$ -	$ -	$ -	$ -	$ -	$ -	$ -	$ -
3872	T660001970	PRE-09890	ILI Cutouts - Taos Mainline	FP-NMG Transm Specific-Replace	368.0	$ -	$ -	$ -	$ -	$ -	$ -	$ -	$ -
3873	T660001970	PRE-09890	ILI Cutouts - Taos Mainline	FP-NMG Transm Specific-Replace	369.0	$ -	$ -	$ -	$ -	$ -	$ -	$ -	$ -
3874	T624001971	PRE-10070	EPNG Monument RTU material replacement	FP-NMG Transm Stations-Replace	368.0	$ -	$ -	$ -	$ -	$ -	$ -	$ -	$ -
3875	T624001971	PRE-10070	EPNG Monument RTU material replacement	FP-NMG Transm Stations-Replace	369.0	$ -	$ -	$ -	$ -	$ -	$ -	$ -	$ -
3876	T624001972	PRE-10069	United Salt Replacement Materials	FP-NMG Transm Stations-Replace	368.0	$ -	$ -	$ -	$ -	$ -	$ -	$ -	$ -
3877	T624001972	PRE-10069	United Salt Replacement Materials	FP-NMG Transm Stations-Replace	369.0	$ -	$ -	$ -	$ -	$ -	$ -	$ -	$ -
3878	T624001973	PRE-10068	Replace pressure transmitter Cunningham Junction	FP-NMG Transm Stations-Replace	368.0	$ -	$ -	$ -	$ -	$ -	$ -	$ -	$ -
3879	T624001973	PRE-10068	Replace pressure transmitter Cunningham Junction	FP-NMG Transm Stations-Replace	369.0	$ -	$ -	$ -	$ -	$ -	$ -	$ -	$ -
3880	T621001974	PRE-09891	Alamogordo - A Line cutout MP#9	FP-NMG Transm Mains-Replace	367.1	$ -	$ -	$ -	$ -	$ -	$ -	$ -	$ -
3881	601001975	NCP-16110	IT/Facilities equipment for Split Shift	FP-NMG Office Furn & Equip	391.2	$ -	$ -	$ -	$ -	$ -	$ -	$ -	$ -
3882	601001975	NCP-16110	IT/Facilities equipment for Split Shift	FP-NMG Office Furn & Equip	397.0	$ -	$ -	$ -	$ -	$ -	$ -	$ -	$ -
3883	601001975	NCP-16110	IT/Facilities equipment for Split Shift	FP-NMG Office Furn & Equip	398.0	$ -	$ -	$ -	$ -	$ -	$ -	$ -	$ -
3884	T610001976	PRE-10065	Meter head replacement at West Mesa Take-off	FP-NMG Transm Stations-Replace	368.0	$ -	$ -	$ -	$ -	$ -	$ -	$ -	$ -
3885	T610001976	PRE-10065	Meter head replacement at West Mesa Take-off	FP-NMG Transm Stations-Replace	369.0	$ -	$ -	$ -	$ -	$ -	$ -	$ -	$ -
3886	601001977	PRE-10064	2021 RTU Replacements	FP-NMG Dist Specific-Replace	376.1	$ -	$ -	$ -	$ -	$ -	$ -	$ -	$ -
3887	601001977	PRE-10064	2021 RTU Replacements	FP-NMG Dist Specific-Replace	376.2	$ -	$ -	$ -	$ -	$ -	$ -	$ -	$ -
3888	601001977	PRE-10064	2021 RTU Replacements	FP-NMG Dist Specific-Replace	376.4	$ -	$ -	$ -	$ -	$ -	$ -	$ -	$ -
3889	601001977	PRE-10064	2021 RTU Replacements	FP-NMG Dist Specific-Replace	380.0	$ -	$ -	$ -	$ -	$ -	$ -	$ -	$ -
3890	680001978	TEMP	Farmington 627 Regulators	FP-NMG Transm Stations-Replace	368.0	$ -	$ -	$ -	$ -	$ -	$ -	$ -	$ -
3891	680001978	TEMP	Farmington 627 Regulators	FP-NMG Transm Stations-Replace	369.0	$ -	$ -	$ -	$ -	$ -	$ -	$ -	$ -
3892	622001980	TEMP	NM Border Crossing Transmitter Replacment	FP-NMG Transm Stations-Replace	368.0	$ -	$ -	$ -	$ -	$ -	$ -	$ -	$ -
3893	622001980	TEMP	NM Border Crossing Transmitter Replacment	FP-NMG Transm Stations-Replace	369.0	$ -	$ -	$ -	$ -	$ -	$ -	$ -	$ -
3894	T621001981	PRE-10076	NM Border Crossing Transmitter Replacrment	FP-NMG Transm Stations-Replace	368.0	$ -	$ -	$ -	$ -	$ -	$ -	$ -	$ -
3895	T621001981	PRE-10076	NM Border Crossing Transmitter Replacrment	FP-NMG Transm Stations-Replace	369.0	$ -	$ -	$ -	$ -	$ -	$ -	$ -	$ -
3896	T660001982	TEMP	Erosion Mitigation Royal Trading MP 0.50 Mats	FP-NMG Transm Specific-Replace	367.1	$ -	$ -	$ -	$ -	$ -	$ -	$ -	$ -
3897	T660001982	TEMP	Erosion Mitigation Royal Trading MP 0.50 Mats	FP-NMG Transm Specific-Replace	368.0	$ -	$ -	$ -	$ -	$ -	$ -	$ -	$ -
3898	T660001982	TEMP	Erosion Mitigation Royal Trading MP 0.50 Mats	FP-NMG Transm Specific-Replace	369.0	$ -	$ -	$ -	$ -	$ -	$ -	$ -	$ -
3899	T660001983	TEMP	Erosion Mitigation Royal Trading MP 1.5 Mats	FP-NMG Transm Specific-Replace	367.1	$ -	$ -	$ -	$ -	$ -	$ -	$ -	$ -
3900	T660001983	TEMP	Erosion Mitigation Royal Trading MP 1.5 Mats	FP-NMG Transm Specific-Replace	368.0	$ -	$ -	$ -	$ -	$ -	$ -	$ -	$ -
3901	T660001983	TEMP	Erosion Mitigation Royal Trading MP 1.5 Mats	FP-NMG Transm Specific-Replace	369.0	$ -	$ -	$ -	$ -	$ -	$ -	$ -	$ -
3902	601001984	NEW-15604	CP Monitoring Distribution	FP-NMG Dist Specifics-New	376.1	$ -	$ -	$ -	$ -	$ -	$ -	$ -	$ -
3903	601001984	NEW-15604	CP Monitoring Distribution	FP-NMG Dist Specifics-New	376.2	$ -	$ -	$ -	$ -	$ -	$ -	$ -	$ -
3904	601001984	NEW-15604	CP Monitoring Distribution	FP-NMG Dist Specifics-New	376.4	$ -	$ -	$ -	$ -	$ -	$ -	$ -	$ -
3905	T626001985	TEMP	Material Verification Cutouts- Clovis South 10 In	FP-NMG Transm Specific-Replace	367.1	$ -	$ -	$ -	$ -	$ -	$ -	$ -	$ -
3906	T626001985	TEMP	Material Verification Cutouts- Clovis South 10 In	FP-NMG Transm Specific-Replace	368.0	$ -	$ -	$ -	$ -	$ -	$ -	$ -	$ -
3907	T626001985	TEMP	Material Verification Cutouts- Clovis South 10 In	FP-NMG Transm Specific-Replace	369.0	$ -	$ -	$ -	$ -	$ -	$ -	$ -	$ -
3908	601001987	TEMP	LandWorks (ROW Appliation)	FP-NMG Intangible	303.3	$ -	$ -	$ -	$ -	$ -	$ -	$ -	$ -
3909	601001988	NCP-16207	TECO - Journal Entry Workflow Automation	FP-NMG Intangible	303.3	$ -	$ -	$ -	$ -	$ -	$ -	$ -	$ -
3910	601001989	TEMP	Journal Entry Workflow Automation 2	FP-NMG Intangible	303.3	$ -	$ -	$ -	$ -	$ -	$ -	$ -	$ -
3911	T680001990	PRE-10079	NW Brazos Relocation	FP-NMG Transm Specific-Replace	367.1	$ -	$ -	$ -	$ -	$ -	$ -	$ -	$ -
3912	T680001990	PRE-10079	NW Brazos Relocation	FP-NMG Transm Specific-Replace	368.0	$ -	$ -	$ -	$ -	$ -	$ -	$ -	$ -
3913	T680001990	PRE-10079	NW Brazos Relocation	FP-NMG Transm Specific-Replace	369.0	$ -	$ -	$ -	$ -	$ -	$ -	$ -	$ -
3914	T624001991	NEW-15609	Navajo Renewables Interconnect Station	FP-NMG Transm Stations-New	369.0	$ -	$ -	$ -	$ -	$ -	$ -	$ -	$ -
3915	601001992	TEMP	TECO - Dev Testing Tools & Automation 2021	FP-NMG Intangible	303.3	$ -	$ -	$ -	$ -	$ -	$ -	$ -	$ -
3916	601001993	NCP-16222	TECO - Business Objects Upgrade 2021	FP-NMG Intangible	303.3	$ -	$ -	$ -	$ -	$ -	$ -	$ -	$ -
3917	T626001994	TEMP	HydroTest - Clovis 10in	FP-NMG Transm Specific-Replace	367.1	$ -	$ -	$ -	$ -	$ -	$ -	$ -	$ -
3918	T626001994	TEMP	HydroTest - Clovis 10in	FP-NMG Transm Specific-Replace	368.0	$ -	$ -	$ -	$ -	$ -	$ -	$ -	$ -
3919	T626001994	TEMP	HydroTest - Clovis 10in	FP-NMG Transm Specific-Replace	369.0	$ -	$ -	$ -	$ -	$ -	$ -	$ -	$ -
3920	T621001995	TEMP	HydroTest Alamogordo East (B-line) BV1.5 to BV3	FP-NMG Transm Specific-Replace	367.1	$ -	$ -	$ -	$ -	$ -	$ -	$ -	$ -
3921	T621001995	TEMP	HydroTest Alamogordo East (B-line) BV1.5 to BV3	FP-NMG Transm Specific-Replace	368.0	$ -	$ -	$ -	$ -	$ -	$ -	$ -	$ -
3922	T621001995	TEMP	HydroTest Alamogordo East (B-line) BV1.5 to BV3	FP-NMG Transm Specific-Replace	369.0	$ -	$ -	$ -	$ -	$ -	$ -	$ -	$ -
3923	601001996	PRE-10080	Remote Pressure Monitors	FP-NMG Dist Specific-Replace	376.1	$ -	$ -	$ -	$ -	$ -	$ -	$ -	$ -

NEW MEXICO GAS COMPANY, INC.

Plant Gross Activity
Base Period - 12 Months Ending March 31, 2023
Future Test Year - 12 Months Ending September 30, 2025

	A	B	C	D	E	F	G	H	I	J	K	L
3	Investment Number	FP Number	Investment Name	FP Type	FERC Account	4/30/2023	5/31/2023	6/30/2023	7/31/2023	8/31/2023	9/30/2023	10/31/2023
3924	601001996	PRE-10080	Remote Pressure Monitors	FP-NMG Dist Specific-Replace	376.2	$ -	$ -	$ -	$ -	$ -	$ -	$ -
3925	601001996	PRE-10080	Remote Pressure Monitors	FP-NMG Dist Specific-Replace	376.4	$ -	$ -	$ -	$ -	$ -	$ -	$ -
3926	601001996	PRE-10080	Remote Pressure Monitors	FP-NMG Dist Specific-Replace	380.0	$ -	$ -	$ -	$ -	$ -	$ -	$ -
3927	T680001997	PRE-10081	ABQ ML MP 66 cutout	FP-NMG Transm Mains-Replace	367.1	$ -	$ -	$ -	$ -	$ -	$ -	$ -
3928	T601001999	NEW-15725	SCADA/DEV Software/ Hardware-Testing	FP-NMG Transm Specifics-New	367.1	$ -	$ -	$ -	$ -	$ -	$ -	$ -
3929	T601001999	NEW-15725	SCADA/DEV Software/ Hardware-Testing	FP-NMG Transm Specifics-New	368.0	$ -	$ -	$ -	$ -	$ -	$ -	$ -
3930	T601001999	NEW-15725	SCADA/DEV Software/ Hardware-Testing	FP-NMG Transm Specifics-New	369.0	$ -	$ -	$ -	$ -	$ -	$ -	$ -
3931	T624002000	TEMP	HydroTest Navajo/Lea County Refining Mainline	FP-NMG Transm Specific-Replace	367.1	$ -	$ -	$ -	$ -	$ -	$ -	$ -
3932	T624002000	TEMP	HydroTest Navajo/Lea County Refining Mainline	FP-NMG Transm Specific-Replace	368.0	$ -	$ -	$ -	$ -	$ -	$ -	$ -
3933	T624002000	TEMP	HydroTest Navajo/Lea County Refining Mainline	FP-NMG Transm Specific-Replace	369.0	$ -	$ -	$ -	$ -	$ -	$ -	$ -
3934	601002001	NCP-16217	TSA Required Radios	FP-NMG Office Furn & Equip	391.2	$ -	$ -	$ -	$ -	$ -	$ -	$ -
3935	601002001	NCP-16217	TSA Required Radios	FP-NMG Office Furn & Equip	397.0	$ -	$ -	$ -	$ -	$ -	$ -	$ -
3936	601002001	NCP-16217	TSA Required Radios	FP-NMG Office Furn & Equip	398.0	$ -	$ -	$ -	$ -	$ -	$ -	$ -
3937	624002002	TEMP	CAR - East VHP Parallel Reinforcement	FP-NMG Dist Specifics-New	376.1	$ -	$ -	$ -	$ -	$ -	$ -	$ -
3938	624002002	TEMP	CAR - East VHP Parallel Reinforcement	FP-NMG Dist Specifics-New	376.2	$ -	$ -	$ -	$ -	$ -	$ -	$ -
3939	624002002	TEMP	CAR - East VHP Parallel Reinforcement	FP-NMG Dist Specifics-New	376.4	$ -	$ -	$ -	$ -	$ -	$ -	$ -
3940	610002003	TEMP	Bridge Blvd 14in VHP Relocate	FP-NMG Dist Specific-Replace	376.1	$ -	$ -	$ -	$ -	$ -	$ -	$ -
3941	610002003	TEMP	Bridge Blvd 14in VHP Relocate	FP-NMG Dist Specific-Replace	376.2	$ -	$ -	$ -	$ -	$ -	$ -	$ -
3942	610002003	TEMP	Bridge Blvd 14in VHP Relocate	FP-NMG Dist Specific-Replace	376.4	$ -	$ -	$ -	$ -	$ -	$ -	$ -
3943	610002003	TEMP	Bridge Blvd 14in VHP Relocate	FP-NMG Dist Specific-Replace	380.0	$ -	$ -	$ -	$ -	$ -	$ -	$ -
3944	T680002004	PRE-10109	Aztec Border Station #3 Regulators	FP-NMG Transm Stations-Replace	368.0	$ -	$ -	$ -	$ -	$ -	$ -	$ -
3945	T680002004	PRE-10109	Aztec Border Station #3 Regulators	FP-NMG Transm Stations-Replace	369.0	$ -	$ -	$ -	$ -	$ -	$ -	$ -
3946	660002005	NEW-15651	NC - Santa Fe Service Center Fence	FP-NMG Land_Structures&Improver	390.0	$ -	$ -	$ -	$ -	$ -	$ -	$ -
3947	T610002007	TEMP	TSA-SD2/Testing Facility Components GSC	FP-NMG Land_Structures&Improver	390.0	$ -	$ -	$ -	$ -	$ -	$ -	$ -
3948	601002008	NCP-16513	TECO - HR Metrics / Analytics	FP-NMG Intangible	303.3	$ -	$ -	$ -	$ -	$ -	$ -	$ -
3949	601002009	NCP-16514	TECO - Talent Acquisition	FP-NMG Intangible	303.3	$ -	$ -	$ -	$ -	$ -	$ -	$ -
3950	601002010	NCP-16515	TECO - Budgeting Project (allocation 12.50%)	FP-NMG Intangible	303.3	$ -	$ -	$ 10,372	$ -	$ -	$ -	$ -
3951	601002011	NCP-16516	TECO - Open Text Stream Svr Upgrade 2022	FP-NMG Intangible	303.3	$ -	$ -	$ -	$ -	$ -	$ -	$ -
3952	601002012	NCP-16517	TECO - Corporate System Hardening Phase 2	FP-NMG Intangible	303.3	$ -	$ -	$ -	$ -	$ -	$ -	$ -
3953	601002013	NCP-16518	TECO - Solution Manager Phase 2	FP-NMG Intangible	303.3	$ -	$ 1,432	$ -	$ -	$ -	$ -	$ -
3954	601002014	NCP-16519	TECO - OpenText xECM Implementation	FP-NMG Intangible	303.3	$ -	$ -	$ -	$ -	$ -	$ -	$ -
3955	601002015	NCP-16520	TECO - PGP Server Encryption	FP-NMG Intangible	303.3	$ -	$ 16	$ -	$ -	$ -	$ -	$ -
3956	601002016	NCP-16521	TECO - Portal Collab & SharePoint Enhance	FP-NMG Intangible	303.3	$ -	$ (1,344)	$ -	$ -	$ -	$ -	$ -
3957	601002017	NCP-16522	TECO - SAP Archiving & Data Volume Mgmnt	FP-NMG Intangible	303.3	$ -	$ -	$ -	$ -	$ -	$ -	$ -
3958	601002018	NCP-16523	TECO - Biztalk Interface Migration	FP-NMG Intangible	303.3	$ (388)	$ -	$ -	$ -	$ -	$ -	$ -
3959	601002019	NCP-16524	TECO - ServiceNow Implementation	FP-NMG Intangible	303.3	$ -	$ -	$ -	$ -	$ -	$ -	$ -
3960	601002020	TEMP	TECO - ServiceNow Implementation	FP-NMG Intangible	303.3	$ -	$ -	$ -	$ -	$ -	$ -	$ -
3961	601002021	NCP-16525	TECO - SAP Code Improvements & Enhancement	FP-NMG Intangible	303.3	$ -	$ -	$ -	$ -	$ -	$ -	$ -
3962	601002022	NCP-16526	TECO - SAP Support Pack Upgrade	FP-NMG Intangible	303.3	$ -	$ -	$ -	$ -	$ -	$ -	$ -
3963	601002023	NCP-16527	TECO - Open Text Upgrade 2022	FP-NMG Intangible	303.3	$ -	$ 135,000	$ -	$ -	$ -	$ -	$ -
3964	T680002024	NEW-15656	La Jara CDP Exchange Point Scada Site	FP-NMG Transm Stations-New	369.0	$ -	$ -	$ -	$ -	$ -	$ -	$ -
3965	601002025	NCP-16531	TECO - TSA SD-2 Application Whitelisting	FP-NMG Intangible	303.3	$ -	$ -	$ -	$ -	$ -	$ -	$ -
3966	T680002026	PRE-10119	Mesa PT Replacement	FP-NMG Transm Stations-Replace	368.0	$ 492	$ -	$ -	$ -	$ -	$ -	$ -
3967	T680002026	PRE-10119	Mesa PT Replacement	FP-NMG Transm Stations-Replace	369.0	$ 1,970	$ -	$ -	$ -	$ -	$ -	$ -
3968	601002027	NCP-16529	TECO - SF Enhancements 2022	FP-NMG Intangible	303.3	$ 46,099	$ -	$ -	$ -	$ -	$ -	$ -
3969	601002028	NCP-16528	TECO - SAP Enhancements 2022	FP-NMG Intangible	303.3	$ 41,417	$ -	$ -	$ -	$ -	$ -	$ -
3970	T610002029	PRE-10115	Atrisco ML Replace rollers and supports at pedestrian bridge	FP-NMG Transm Mains-Replace	367.1	$ 119	$ -	$ -	$ -	$ -	$ -	$ -
3971	T610002030	PRE-10124	Install Actuation at the Sand Dunes Block Valve	FP-NMG Transm Stations-Replace	368.0	$ -	$ -	$ -	$ 23,508	$ -	$ -	$ -
3972	T610002030	PRE-10124	Install Actuation at the Sand Dunes Block Valve	FP-NMG Transm Stations-Replace	369.0	$ -	$ -	$ -	$ 94,031	$ -	$ -	$ -
3973	T680002031	TEMP	RSV - ABQ LP ML - Kutz to Huerfano - Browns Ranch BVS #3 MP 12.55	FP-NMG Transm Specific-Replace	367.1	$ -	$ -	$ -	$ -	$ -	$ -	$ -
3974	T680002031	TEMP	RSV - ABQ LP ML - Kutz to Huerfano - Browns Ranch BVS #3 MP 12.55	FP-NMG Transm Specific-Replace	368.0	$ -	$ -	$ -	$ -	$ -	$ -	$ -
3975	T680002031	TEMP	RSV - ABQ LP ML - Kutz to Huerfano - Browns Ranch BVS #3 MP 12.55	FP-NMG Transm Specific-Replace	369.0	$ -	$ -	$ -	$ -	$ -	$ -	$ -
3976	629002032	TEMP	Kolb Bio RTU Upgrade	FP-NMG Transm Stations-Replace	368.0	$ -	$ -	$ -	$ -	$ -	$ -	$ -
3977	629002032	TEMP	Kolb Bio RTU Upgrade	FP-NMG Transm Stations-Replace	369.0	$ -	$ -	$ -	$ -	$ -	$ -	$ -
3978	T624002033	TEMP	RSV Roswell ML - North Dexter Canal BV	FP-NMG Transm Specific-Replace	367.1	$ -	$ -	$ -	$ -	$ -	$ -	$ -
3979	T624002033	TEMP	RSV Roswell ML - North Dexter Canal BV	FP-NMG Transm Specific-Replace	368.0	$ -	$ -	$ -	$ -	$ -	$ -	$ -

NEW MEXICO GAS COMPANY, INC.

Plant Gross Activity
Base Period - 12 Months Ending March 31, 2023
Future Test Year - 12 Months Ending September 30, 2025

	A	B	C	D	E	M	N	O	P	Q	R	S	T
3	Investment Number	FP Number	Investment Name	FP Type	FERC Account	11/30/2023	12/31/2023	1/31/2024	2/29/2024	3/31/2024	4/30/2024	5/31/2024	6/30/2024
3924	601001996	PRE-10080	Remote Pressure Monitors	FP-NMG Dist Specific-Replace	376.2	$ -	$ -	$ -	$ -	$ -	$ -	$ -	$ -
3925	601001996	PRE-10080	Remote Pressure Monitors	FP-NMG Dist Specific-Replace	376.4	$ -	$ -	$ -	$ -	$ -	$ -	$ -	$ -
3926	601001996	PRE-10080	Remote Pressure Monitors	FP-NMG Dist Specific-Replace	380.0	$ -	$ -	$ -	$ -	$ -	$ -	$ -	$ -
3927	T680001997	PRE-10081	ABQ ML MP 66 cutout	FP-NMG Transm Mains-Replace	367.1	$ -	$ -	$ -	$ -	$ -	$ -	$ -	$ -
3928	T601001999	NEW-15725	SCADA/DEV Software/ Hardware-Testing	FP-NMG Transm Specifics-New	367.1	$ -	$ -	$ 133,678	$ -	$ -	$ -	$ -	$ -
3929	T601001999	NEW-15725	SCADA/DEV Software/ Hardware-Testing	FP-NMG Transm Specifics-New	368.0	$ -	$ -	$ 145,830	$ -	$ -	$ -	$ -	$ -
3930	T601001999	NEW-15725	SCADA/DEV Software/ Hardware-Testing	FP-NMG Transm Specifics-New	369.0	$ -	$ -	$ 125,576	$ -	$ -	$ -	$ -	$ -
3931	T624002000	TEMP	HydroTest Navajo/Lea County Refining Mainline	FP-NMG Transm Specific-Replace	367.1	$ -	$ -	$ -	$ -	$ -	$ -	$ -	$ -
3932	T624002000	TEMP	HydroTest Navajo/Lea County Refining Mainline	FP-NMG Transm Specific-Replace	368.0	$ -	$ -	$ -	$ -	$ -	$ -	$ -	$ -
3933	T624002000	TEMP	HydroTest Navajo/Lea County Refining Mainline	FP-NMG Transm Specific-Replace	369.0	$ -	$ -	$ -	$ -	$ -	$ -	$ -	$ -
3934	601002001	NCP-16217	TSA Required Radios	FP-NMG Office Furn & Equip	391.2	$ -	$ -	$ -	$ -	$ -	$ -	$ -	$ -
3935	601002001	NCP-16217	TSA Required Radios	FP-NMG Office Furn & Equip	397.0	$ -	$ -	$ -	$ -	$ -	$ -	$ -	$ -
3936	601002001	NCP-16217	TSA Required Radios	FP-NMG Office Furn & Equip	398.0	$ -	$ -	$ -	$ -	$ -	$ -	$ -	$ -
3937	624002002	TEMP	CAR - East VHP Parallel Reinforcement	FP-NMG Dist Specifics-New	376.1	$ -	$ -	$ -	$ -	$ -	$ -	$ -	$ -
3938	624002002	TEMP	CAR - East VHP Parallel Reinforcement	FP-NMG Dist Specifics-New	376.2	$ -	$ -	$ -	$ -	$ -	$ -	$ -	$ -
3939	624002002	TEMP	CAR - East VHP Parallel Reinforcement	FP-NMG Dist Specifics-New	376.4	$ -	$ -	$ -	$ -	$ -	$ -	$ -	$ -
3940	610002003	TEMP	Bridge Blvd 14in VHP Relocate	FP-NMG Dist Specific-Replace	376.1	$ -	$ -	$ -	$ -	$ -	$ -	$ -	$ -
3941	610002003	TEMP	Bridge Blvd 14in VHP Relocate	FP-NMG Dist Specific-Replace	376.2	$ -	$ -	$ -	$ -	$ -	$ -	$ -	$ -
3942	610002003	TEMP	Bridge Blvd 14in VHP Relocate	FP-NMG Dist Specific-Replace	376.4	$ -	$ -	$ -	$ -	$ -	$ -	$ -	$ -
3943	610002003	TEMP	Bridge Blvd 14in VHP Relocate	FP-NMG Dist Specific-Replace	380.0	$ -	$ -	$ -	$ -	$ -	$ -	$ -	$ -
3944	T680002004	PRE-10109	Aztec Border Station #3 Regulators	FP-NMG Transm Stations-Replace	368.0	$ -	$ -	$ -	$ -	$ -	$ -	$ -	$ -
3945	T680002004	PRE-10109	Aztec Border Station #3 Regulators	FP-NMG Transm Stations-Replace	369.0	$ -	$ -	$ -	$ -	$ -	$ -	$ -	$ -
3946	660002005	NEW-15651	NC - Santa Fe Service Center Fence	FP-NMG Land_Structures&Improver	390.0	$ -	$ -	$ -	$ -	$ -	$ -	$ -	$ -
3947	T610002007	TEMP	TSA-SD2/Testing Facility Components GSC	FP-NMG Land_Structures&Improver	390.0	$ -	$ -	$ -	$ -	$ -	$ -	$ -	$ -
3948	601002008	NCP-16513	TECO - HR Metrics / Analytics	FP-NMG Intangible	303.3	$ -	$ 97,124	$ -	$ -	$ -	$ -	$ -	$ -
3949	601002009	NCP-16514	TECO - Talent Acquisition	FP-NMG Intangible	303.3	$ 40,656	$ -	$ -	$ -	$ -	$ -	$ -	$ -
3950	601002010	NCP-16515	TECO - Budgeting Project (allocation 12.50%)	FP-NMG Intangible	303.3	$ -	$ -	$ -	$ -	$ -	$ -	$ -	$ -
3951	601002011	NCP-16516	TECO - Open Text Stream Svr Upgrade 2022	FP-NMG Intangible	303.3	$ -	$ -	$ -	$ -	$ -	$ -	$ -	$ -
3952	601002012	NCP-16517	TECO - Corporate System Hardening Phase 2	FP-NMG Intangible	303.3	$ -	$ -	$ -	$ -	$ -	$ -	$ -	$ -
3953	601002013	NCP-16518	TECO - Solution Manager Phase 2	FP-NMG Intangible	303.3	$ -	$ -	$ -	$ -	$ -	$ -	$ -	$ -
3954	601002014	NCP-16519	TECO - OpenText xECM Implementation	FP-NMG Intangible	303.3	$ -	$ -	$ -	$ -	$ -	$ -	$ -	$ -
3955	601002015	NCP-16520	TECO - PGP Server Encryption	FP-NMG Intangible	303.3	$ -	$ -	$ -	$ -	$ -	$ -	$ -	$ -
3956	601002016	NCP-16521	TECO - Portal Collab & SharePoint Enhance	FP-NMG Intangible	303.3	$ -	$ -	$ -	$ -	$ -	$ -	$ -	$ -
3957	601002017	NCP-16522	TECO - SAP Archiving & Data Volume Mgmnt	FP-NMG Intangible	303.3	$ -	$ -	$ -	$ -	$ -	$ -	$ -	$ -
3958	601002018	NCP-16523	TECO - Biztalk Interface Migration	FP-NMG Intangible	303.3	$ -	$ -	$ -	$ -	$ -	$ -	$ -	$ -
3959	601002019	NCP-16524	TECO - ServiceNow Implementation	FP-NMG Intangible	303.3	$ -	$ -	$ -	$ -	$ -	$ -	$ -	$ -
3960	601002020	TEMP	TECO - ServiceNow Implementation	FP-NMG Intangible	303.3	$ -	$ -	$ -	$ -	$ -	$ -	$ -	$ -
3961	601002021	NCP-16525	TECO - SAP Code Improvements & Enhancement	FP-NMG Intangible	303.3	$ -	$ -	$ -	$ -	$ -	$ -	$ -	$ -
3962	601002022	NCP-16526	TECO - SAP Support Pack Upgrade	FP-NMG Intangible	303.3	$ -	$ -	$ -	$ -	$ -	$ -	$ -	$ -
3963	601002023	NCP-16527	TECO - Open Text Upgrade 2022	FP-NMG Intangible	303.3	$ -	$ -	$ -	$ -	$ -	$ -	$ -	$ -
3964	T680002024	NEW-15656	La Jara CDP Exchange Point Scada Site	FP-NMG Transm Stations-New	369.0	$ -	$ -	$ -	$ -	$ -	$ -	$ -	$ -
3965	601002025	NCP-16531	TECO - TSA SD-2 Application Whitelisting	FP-NMG Intangible	303.3	$ -	$ -	$ 242,245	$ -	$ -	$ -	$ -	$ -
3966	T680002026	PRE-10119	Mesa PT Replacement	FP-NMG Transm Stations-Replace	368.0	$ -	$ -	$ -	$ -	$ -	$ -	$ -	$ -
3967	T680002026	PRE-10119	Mesa PT Replacement	FP-NMG Transm Stations-Replace	369.0	$ -	$ -	$ -	$ -	$ -	$ -	$ -	$ -
3968	601002027	NCP-16529	TECO - SF Enhancements 2022	FP-NMG Intangible	303.3	$ -	$ -	$ -	$ -	$ -	$ -	$ -	$ -
3969	601002028	NCP-16528	TECO - SAP Enhancements 2022	FP-NMG Intangible	303.3	$ -	$ -	$ -	$ -	$ -	$ -	$ -	$ -
3970	T610002029	PRE-10115	Atrisco ML Replace rollers and supports at pedestrian bridge	FP-NMG Transm Mains-Replace	367.1	$ -	$ -	$ -	$ -	$ -	$ -	$ -	$ -
3971	T610002030	PRE-10124	Install Actuation at the Sand Dunes Block Valve	FP-NMG Transm Stations-Replace	368.0	$ -	$ -	$ -	$ -	$ -	$ -	$ -	$ -
3972	T610002030	PRE-10124	Install Actuation at the Sand Dunes Block Valve	FP-NMG Transm Stations-Replace	369.0	$ -	$ -	$ -	$ -	$ -	$ -	$ -	$ -
3973	T680002031	TEMP	RSV - ABQ LP ML - Kutz to Huerfano - Browns Ranch BVS #3 MP 12.55	FP-NMG Transm Specific-Replace	367.1	$ -	$ -	$ -	$ -	$ -	$ -	$ -	$ -
3974	T680002031	TEMP	RSV - ABQ LP ML - Kutz to Huerfano - Browns Ranch BVS #3 MP 12.55	FP-NMG Transm Specific-Replace	368.0	$ -	$ -	$ -	$ -	$ -	$ -	$ -	$ -
3975	T680002031	TEMP	RSV - ABQ LP ML - Kutz to Huerfano - Browns Ranch BVS #3 MP 12.55	FP-NMG Transm Specific-Replace	369.0	$ -	$ -	$ -	$ -	$ -	$ -	$ -	$ -
3976	629002032	TEMP	Kolb Bio RTU Upgrade	FP-NMG Transm Stations-Replace	368.0	$ -	$ -	$ -	$ -	$ -	$ -	$ -	$ -
3977	629002032	TEMP	Kolb Bio RTU Upgrade	FP-NMG Transm Stations-Replace	369.0	$ -	$ -	$ -	$ -	$ -	$ -	$ -	$ -
3978	T624002033	TEMP	RSV Roswell ML - North Dexter Canal BV	FP-NMG Transm Specific-Replace	367.1	$ -	$ -	$ -	$ -	$ -	$ -	$ -	$ -
3979	T624002033	TEMP	RSV Roswell ML - North Dexter Canal BV	FP-NMG Transm Specific-Replace	368.0	$ -	$ -	$ -	$ -	$ -	$ -	$ -	$ -

NEW MEXICO GAS COMPANY, INC.

Plant Gross Activity
Base Period - 12 Months Ending March 31, 2023
Future Test Year - 12 Months Ending September 30, 2025

	A	B	C	D	E	U	V	W	X	Y	Z	AA
3	Investment Number	FP Number	Investment Name	FP Type	FERC Account	7/31/2024	8/31/2024	9/30/2024	10/31/2024	11/30/2024	12/31/2024	1/31/2025
3924	601001996	PRE-10080	Remote Pressure Monitors	FP-NMG Dist Specific-Replace	376.2	$ -	$ -	$ -	$ -	$ -	$ -	$ -
3925	601001996	PRE-10080	Remote Pressure Monitors	FP-NMG Dist Specific-Replace	376.4	$ -	$ -	$ -	$ -	$ -	$ -	$ -
3926	601001996	PRE-10080	Remote Pressure Monitors	FP-NMG Dist Specific-Replace	380.0	$ -	$ -	$ -	$ -	$ -	$ -	$ -
3927	T680001997	PRE-10081	ABQ ML MP 66 cutout	FP-NMG Transm Mains-Replace	367.1	$ -	$ -	$ -	$ -	$ -	$ -	$ -
3928	T601001999	NEW-15725	SCADA/DEV Software/ Hardware-Testing	FP-NMG Transm Specifics-New	367.1	$ -	$ -	$ -	$ -	$ -	$ -	$ -
3929	T601001999	NEW-15725	SCADA/DEV Software/ Hardware-Testing	FP-NMG Transm Specifics-New	368.0	$ -	$ -	$ -	$ -	$ -	$ -	$ -
3930	T601001999	NEW-15725	SCADA/DEV Software/ Hardware-Testing	FP-NMG Transm Specifics-New	369.0	$ -	$ -	$ -	$ -	$ -	$ -	$ -
3931	T624002000	TEMP	HydroTest Navajo/Lea County Refining Mainline	FP-NMG Transm Specific-Replace	367.1	$ -	$ -	$ -	$ -	$ -	$ -	$ -
3932	T624002000	TEMP	HydroTest Navajo/Lea County Refining Mainline	FP-NMG Transm Specific-Replace	368.0	$ -	$ -	$ -	$ -	$ -	$ -	$ -
3933	T624002000	TEMP	HydroTest Navajo/Lea County Refining Mainline	FP-NMG Transm Specific-Replace	369.0	$ -	$ -	$ -	$ -	$ -	$ -	$ -
3934	601002001	NCP-16217	TSA Required Radios	FP-NMG Office Furn & Equip	391.2	$ -	$ -	$ -	$ -	$ -	$ -	$ -
3935	601002001	NCP-16217	TSA Required Radios	FP-NMG Office Furn & Equip	397.0	$ -	$ -	$ -	$ -	$ -	$ -	$ -
3936	601002001	NCP-16217	TSA Required Radios	FP-NMG Office Furn & Equip	398.0	$ -	$ -	$ -	$ -	$ -	$ -	$ -
3937	624002002	TEMP	CAR - East VHP Parallel Reinforcement	FP-NMG Dist Specifics-New	376.1	$ -	$ -	$ -	$ -	$ -	$ -	$ -
3938	624002002	TEMP	CAR - East VHP Parallel Reinforcement	FP-NMG Dist Specifics-New	376.2	$ -	$ -	$ -	$ -	$ -	$ -	$ -
3939	624002002	TEMP	CAR - East VHP Parallel Reinforcement	FP-NMG Dist Specifics-New	376.4	$ -	$ -	$ -	$ -	$ -	$ -	$ -
3940	610002003	TEMP	Bridge Blvd 14in VHP Relocate	FP-NMG Dist Specific-Replace	376.1	$ -	$ -	$ -	$ -	$ -	$ -	$ -
3941	610002003	TEMP	Bridge Blvd 14in VHP Relocate	FP-NMG Dist Specific-Replace	376.2	$ -	$ -	$ -	$ -	$ -	$ -	$ -
3942	610002003	TEMP	Bridge Blvd 14in VHP Relocate	FP-NMG Dist Specific-Replace	376.4	$ -	$ -	$ -	$ -	$ -	$ -	$ -
3943	610002003	TEMP	Bridge Blvd 14in VHP Relocate	FP-NMG Dist Specific-Replace	380.0	$ -	$ -	$ -	$ -	$ -	$ -	$ -
3944	T680002004	PRE-10109	Aztec Border Station #3 Regulators	FP-NMG Transm Stations-Replace	368.0	$ -	$ -	$ -	$ -	$ -	$ -	$ -
3945	T680002004	PRE-10109	Aztec Border Station #3 Regulators	FP-NMG Transm Stations-Replace	369.0	$ -	$ -	$ -	$ -	$ -	$ -	$ -
3946	660002005	NEW-15651	NC - Santa Fe Service Center Fence	FP-NMG Land_Structures&Improven	390.0	$ -	$ -	$ -	$ -	$ -	$ -	$ -
3947	T610002007	TEMP	TSA-SD2/Testing Facility Components GSC	FP-NMG Land_Structures&Improven	390.0	$ -	$ -	$ -	$ -	$ -	$ -	$ -
3948	601002008	NCP-16513	TECO - HR Metrics / Analytics	FP-NMG Intangible	303.3	$ -	$ -	$ -	$ -	$ -	$ -	$ -
3949	601002009	NCP-16514	TECO - Talent Acquisition	FP-NMG Intangible	303.3	$ -	$ -	$ -	$ -	$ -	$ -	$ -
3950	601002010	NCP-16515	TECO - Budgeting Project (allocation 12.50%)	FP-NMG Intangible	303.3	$ -	$ -	$ -	$ -	$ -	$ -	$ -
3951	601002011	NCP-16516	TECO - Open Text Stream Svr Upgrade 2022	FP-NMG Intangible	303.3	$ -	$ -	$ -	$ -	$ -	$ -	$ -
3952	601002012	NCP-16517	TECO - Corporate System Hardening Phase 2	FP-NMG Intangible	303.3	$ -	$ -	$ -	$ -	$ -	$ -	$ -
3953	601002013	NCP-16518	TECO - Solution Manager Phase 2	FP-NMG Intangible	303.3	$ -	$ -	$ -	$ -	$ -	$ -	$ -
3954	601002014	NCP-16519	TECO - OpenText xECM Implementation	FP-NMG Intangible	303.3	$ -	$ -	$ -	$ -	$ -	$ -	$ -
3955	601002015	NCP-16520	TECO - PGP Server Encryption	FP-NMG Intangible	303.3	$ -	$ -	$ -	$ -	$ -	$ -	$ -
3956	601002016	NCP-16521	TECO - Portal Collab & SharePoint Enhance	FP-NMG Intangible	303.3	$ -	$ -	$ -	$ -	$ -	$ -	$ -
3957	601002017	NCP-16522	TECO - SAP Archiving & Data Volume Mgmnt	FP-NMG Intangible	303.3	$ -	$ -	$ -	$ -	$ -	$ -	$ -
3958	601002018	NCP-16523	TECO - Biztalk Interface Migration	FP-NMG Intangible	303.3	$ -	$ -	$ -	$ -	$ -	$ -	$ -
3959	601002019	NCP-16524	TECO - ServiceNow Implementation	FP-NMG Intangible	303.3	$ -	$ -	$ -	$ -	$ -	$ -	$ -
3960	601002020	TEMP	TECO - ServiceNow Implementation	FP-NMG Intangible	303.3	$ -	$ -	$ -	$ -	$ -	$ -	$ -
3961	601002021	NCP-16525	TECO - SAP Code Improvements & Enhancement	FP-NMG Intangible	303.3	$ -	$ -	$ -	$ -	$ -	$ -	$ -
3962	601002022	NCP-16526	TECO - SAP Support Pack Upgrade	FP-NMG Intangible	303.3	$ -	$ -	$ -	$ -	$ -	$ -	$ -
3963	601002023	NCP-16527	TECO - Open Text Upgrade 2022	FP-NMG Intangible	303.3	$ -	$ -	$ -	$ -	$ -	$ -	$ -
3964	T680002024	NEW-15656	La Jara CDP Exchange Point Scada Site	FP-NMG Transm Stations-New	369.0	$ -	$ -	$ -	$ -	$ -	$ -	$ -
3965	601002025	NCP-16531	TECO - TSA SD-2 Application Whitelisting	FP-NMG Intangible	303.3	$ -	$ -	$ -	$ -	$ -	$ -	$ -
3966	T680002026	PRE-10119	Mesa PT Replacement	FP-NMG Transm Stations-Replace	368.0	$ -	$ -	$ -	$ -	$ -	$ -	$ -
3967	T680002026	PRE-10119	Mesa PT Replacement	FP-NMG Transm Stations-Replace	369.0	$ -	$ -	$ -	$ -	$ -	$ -	$ -
3968	601002027	NCP-16529	TECO - SF Enhancements 2022	FP-NMG Intangible	303.3	$ -	$ -	$ -	$ -	$ -	$ -	$ -
3969	601002028	NCP-16528	TECO - SAP Enhancements 2022	FP-NMG Intangible	303.3	$ -	$ -	$ -	$ -	$ -	$ -	$ -
3970	T610002029	PRE-10115	Atrisco ML Replace rollers and supports at pedestrian bridge	FP-NMG Transm Mains-Replace	367.1	$ -	$ -	$ -	$ -	$ -	$ -	$ -
3971	T610002030	PRE-10124	Install Actuation at the Sand Dunes Block Valve	FP-NMG Transm Stations-Replace	368.0	$ -	$ -	$ -	$ -	$ -	$ -	$ -
3972	T610002030	PRE-10124	Install Actuation at the Sand Dunes Block Valve	FP-NMG Transm Stations-Replace	369.0	$ -	$ -	$ -	$ -	$ -	$ -	$ -
3973	T680002031	TEMP	RSV - ABQ LP ML - Kutz to Huerfano - Browns Ranch BVS #3 MP 12.55	FP-NMG Transm Specific-Replace	367.1	$ -	$ -	$ -	$ -	$ -	$ -	$ -
3974	T680002031	TEMP	RSV - ABQ LP ML - Kutz to Huerfano - Browns Ranch BVS #3 MP 12.55	FP-NMG Transm Specific-Replace	368.0	$ -	$ -	$ -	$ -	$ -	$ -	$ -
3975	T680002031	TEMP	RSV - ABQ LP ML - Kutz to Huerfano - Browns Ranch BVS #3 MP 12.55	FP-NMG Transm Specific-Replace	369.0	$ -	$ -	$ -	$ -	$ -	$ -	$ -
3976	629002032	TEMP	Kolb Bio RTU Upgrade	FP-NMG Transm Stations-Replace	368.0	$ -	$ -	$ -	$ -	$ -	$ -	$ -
3977	629002032	TEMP	Kolb Bio RTU Upgrade	FP-NMG Transm Stations-Replace	369.0	$ -	$ -	$ -	$ -	$ -	$ -	$ -
3978	T624002033	TEMP	RSV Roswell ML - North Dexter Canal BV	FP-NMG Transm Specific-Replace	367.1	$ -	$ -	$ -	$ -	$ -	$ -	$ -
3979	T624002033	TEMP	RSV Roswell ML - North Dexter Canal BV	FP-NMG Transm Specific-Replace	368.0	$ -	$ -	$ -	$ -	$ -	$ -	$ -

NEW MEXICO GAS COMPANY, INC.

Plant Gross Activity
Base Period - 12 Months Ending March 31, 2023
Future Test Year - 12 Months Ending September 30, 2025

	A	B	C	D	E	AB	AC	AD	AE	AF	AG	AH	AI
3	Investment Number	FP Number	Investment Name	FP Type	FERC Account	2/28/2025	3/31/2025	4/30/2025	5/31/2025	6/30/2025	7/31/2025	8/31/2025	9/30/2025
3924	601001996	PRE-10080	Remote Pressure Monitors	FP-NMG Dist Specific-Replace	376.2	$ -	$ -	$ -	$ -	$ -	$ -	$ -	$ -
3925	601001996	PRE-10080	Remote Pressure Monitors	FP-NMG Dist Specific-Replace	376.4	$ -	$ -	$ -	$ -	$ -	$ -	$ -	$ -
3926	601001996	PRE-10080	Remote Pressure Monitors	FP-NMG Dist Specific-Replace	380.0	$ -	$ -	$ -	$ -	$ -	$ -	$ -	$ -
3927	T680001997	PRE-10081	ABQ ML MP 66 cutout	FP-NMG Transm Mains-Replace	367.1	$ -	$ -	$ -	$ -	$ -	$ -	$ -	$ -
3928	T601001999	NEW-15725	SCADA/DEV Software/ Hardware-Testing	FP-NMG Transm Specifics-New	367.1	$ -	$ -	$ -	$ -	$ -	$ -	$ -	$ -
3929	T601001999	NEW-15725	SCADA/DEV Software/ Hardware-Testing	FP-NMG Transm Specifics-New	368.0	$ -	$ -	$ -	$ -	$ -	$ -	$ -	$ -
3930	T601001999	NEW-15725	SCADA/DEV Software/ Hardware-Testing	FP-NMG Transm Specifics-New	369.0	$ -	$ -	$ -	$ -	$ -	$ -	$ -	$ -
3931	T624002000	TEMP	HydroTest Navajo/Lea County Refining Mainline	FP-NMG Transm Specific-Replace	367.1	$ -	$ -	$ -	$ -	$ -	$ -	$ -	$ -
3932	T624002000	TEMP	HydroTest Navajo/Lea County Refining Mainline	FP-NMG Transm Specific-Replace	368.0	$ -	$ -	$ -	$ -	$ -	$ -	$ -	$ -
3933	T624002000	TEMP	HydroTest Navajo/Lea County Refining Mainline	FP-NMG Transm Specific-Replace	369.0	$ -	$ -	$ -	$ -	$ -	$ -	$ -	$ -
3934	601002001	NCP-16217	TSA Required Radios	FP-NMG Office Furn & Equip	391.2	$ -	$ -	$ -	$ -	$ -	$ -	$ -	$ -
3935	601002001	NCP-16217	TSA Required Radios	FP-NMG Office Furn & Equip	397.0	$ -	$ -	$ -	$ -	$ -	$ -	$ -	$ -
3936	601002001	NCP-16217	TSA Required Radios	FP-NMG Office Furn & Equip	398.0	$ -	$ -	$ -	$ -	$ -	$ -	$ -	$ -
3937	624002002	TEMP	CAR - East VHP Parallel Reinforcement	FP-NMG Dist Specifics-New	376.1	$ -	$ -	$ -	$ -	$ -	$ -	$ -	$ -
3938	624002002	TEMP	CAR - East VHP Parallel Reinforcement	FP-NMG Dist Specifics-New	376.2	$ -	$ -	$ -	$ -	$ -	$ -	$ -	$ -
3939	624002002	TEMP	CAR - East VHP Parallel Reinforcement	FP-NMG Dist Specifics-New	376.4	$ -	$ -	$ -	$ -	$ -	$ -	$ -	$ -
3940	610002003	TEMP	Bridge Blvd 14in VHP Relocate	FP-NMG Dist Specific-Replace	376.1	$ -	$ -	$ -	$ -	$ -	$ -	$ -	$ -
3941	610002003	TEMP	Bridge Blvd 14in VHP Relocate	FP-NMG Dist Specific-Replace	376.2	$ -	$ -	$ -	$ -	$ -	$ -	$ -	$ -
3942	610002003	TEMP	Bridge Blvd 14in VHP Relocate	FP-NMG Dist Specific-Replace	376.4	$ -	$ -	$ -	$ -	$ -	$ -	$ -	$ -
3943	610002003	TEMP	Bridge Blvd 14in VHP Relocate	FP-NMG Dist Specific-Replace	380.0	$ -	$ -	$ -	$ -	$ -	$ -	$ -	$ -
3944	T680002004	PRE-10109	Aztec Border Station #3 Regulators	FP-NMG Transm Stations-Replace	368.0	$ -	$ -	$ -	$ -	$ -	$ -	$ -	$ -
3945	T680002004	PRE-10109	Aztec Border Station #3 Regulators	FP-NMG Transm Stations-Replace	369.0	$ -	$ -	$ -	$ -	$ -	$ -	$ -	$ -
3946	660002005	NEW-15651	NC - Santa Fe Service Center Fence	FP-NMG Land_Structures&Improven	390.0	$ -	$ -	$ -	$ -	$ -	$ -	$ -	$ -
3947	T610002007	TEMP	TSA-SD2/Testing Facility Components GSC	FP-NMG Land_Structures&Improven	390.0	$ -	$ -	$ -	$ -	$ -	$ -	$ -	$ -
3948	601002008	NCP-16513	TECO - HR Metrics / Analytics	FP-NMG Intangible	303.3	$ -	$ -	$ -	$ -	$ -	$ -	$ -	$ -
3949	601002009	NCP-16514	TECO - Talent Acquisition	FP-NMG Intangible	303.3	$ -	$ -	$ -	$ -	$ -	$ -	$ -	$ -
3950	601002010	NCP-16515	TECO - Budgeting Project (allocation 12.50%)	FP-NMG Intangible	303.3	$ -	$ -	$ -	$ -	$ -	$ -	$ -	$ -
3951	601002011	NCP-16516	TECO - Open Text Stream Svr Upgrade 2022	FP-NMG Intangible	303.3	$ -	$ -	$ -	$ -	$ -	$ -	$ -	$ -
3952	601002012	NCP-16517	TECO - Corporate System Hardening Phase 2	FP-NMG Intangible	303.3	$ -	$ -	$ -	$ -	$ -	$ -	$ -	$ -
3953	601002013	NCP-16518	TECO - Solution Manager Phase 2	FP-NMG Intangible	303.3	$ -	$ -	$ -	$ -	$ -	$ -	$ -	$ -
3954	601002014	NCP-16519	TECO - OpenText xECM Implementation	FP-NMG Intangible	303.3	$ -	$ -	$ -	$ -	$ -	$ -	$ -	$ -
3955	601002015	NCP-16520	TECO - PGP Server Encryption	FP-NMG Intangible	303.3	$ -	$ -	$ -	$ -	$ -	$ -	$ -	$ -
3956	601002016	NCP-16521	TECO - Portal Collab & SharePoint Enhance	FP-NMG Intangible	303.3	$ -	$ -	$ -	$ -	$ -	$ -	$ -	$ -
3957	601002017	NCP-16522	TECO - SAP Archiving & Data Volume Mgmnt	FP-NMG Intangible	303.3	$ -	$ -	$ -	$ -	$ -	$ -	$ -	$ -
3958	601002018	NCP-16523	TECO - Biztalk Interface Migration	FP-NMG Intangible	303.3	$ -	$ -	$ -	$ -	$ -	$ -	$ -	$ -
3959	601002019	NCP-16524	TECO - ServiceNow Implementation	FP-NMG Intangible	303.3	$ -	$ -	$ -	$ -	$ -	$ -	$ -	$ -
3960	601002020	TEMP	TECO - ServiceNow Implementation	FP-NMG Intangible	303.3	$ -	$ -	$ -	$ -	$ -	$ -	$ -	$ -
3961	601002021	NCP-16525	TECO - SAP Code Improvements & Enhancement	FP-NMG Intangible	303.3	$ -	$ -	$ -	$ -	$ -	$ -	$ -	$ -
3962	601002022	NCP-16526	TECO - SAP Support Pack Upgrade	FP-NMG Intangible	303.3	$ -	$ -	$ -	$ -	$ -	$ -	$ -	$ -
3963	601002023	NCP-16527	TECO - Open Text Upgrade 2022	FP-NMG Intangible	303.3	$ -	$ -	$ -	$ -	$ -	$ -	$ -	$ -
3964	T680002024	NEW-15656	La Jara CDP Exchange Point Scada Site	FP-NMG Transm Stations-New	369.0	$ -	$ -	$ -	$ -	$ -	$ -	$ -	$ -
3965	601002025	NCP-16531	TECO - TSA SD-2 Application Whitelisting	FP-NMG Intangible	303.3	$ -	$ -	$ -	$ -	$ -	$ -	$ -	$ -
3966	T680002026	PRE-10119	Mesa PT Replacement	FP-NMG Transm Stations-Replace	368.0	$ -	$ -	$ -	$ -	$ -	$ -	$ -	$ -
3967	T680002026	PRE-10119	Mesa PT Replacement	FP-NMG Transm Stations-Replace	369.0	$ -	$ -	$ -	$ -	$ -	$ -	$ -	$ -
3968	601002027	NCP-16529	TECO - SF Enhancements 2022	FP-NMG Intangible	303.3	$ -	$ -	$ -	$ -	$ -	$ -	$ -	$ -
3969	601002028	NCP-16528	TECO - SAP Enhancements 2022	FP-NMG Intangible	303.3	$ -	$ -	$ -	$ -	$ -	$ -	$ -	$ -
3970	T610002029	PRE-10115	Atrisco ML Replace rollers and supports at pedestrian bridge	FP-NMG Transm Mains-Replace	367.1	$ -	$ -	$ -	$ -	$ -	$ -	$ -	$ -
3971	T610002030	PRE-10124	Install Actuation at the Sand Dunes Block Valve	FP-NMG Transm Stations-Replace	368.0	$ -	$ -	$ -	$ -	$ -	$ -	$ -	$ -
3972	T610002030	PRE-10124	Install Actuation at the Sand Dunes Block Valve	FP-NMG Transm Stations-Replace	369.0	$ -	$ -	$ -	$ -	$ -	$ -	$ -	$ -
3973	T680002031	TEMP	RSV - ABQ LP ML - Kutz to Huerfano - Browns Ranch BVS #3 MP 12.55	FP-NMG Transm Specific-Replace	367.1	$ -	$ -	$ -	$ -	$ 47,784	$ -	$ -	$ -
3974	T680002031	TEMP	RSV - ABQ LP ML - Kutz to Huerfano - Browns Ranch BVS #3 MP 12.55	FP-NMG Transm Specific-Replace	368.0	$ -	$ -	$ -	$ -	$ 6,826	$ -	$ -	$ -
3975	T680002031	TEMP	RSV - ABQ LP ML - Kutz to Huerfano - Browns Ranch BVS #3 MP 12.55	FP-NMG Transm Specific-Replace	369.0	$ -	$ -	$ -	$ -	$ 13,652	$ -	$ -	$ -
3976	629002032	TEMP	Kolb Bio RTU Upgrade	FP-NMG Transm Stations-Replace	368.0	$ -	$ -	$ -	$ -	$ -	$ -	$ -	$ -
3977	629002032	TEMP	Kolb Bio RTU Upgrade	FP-NMG Transm Stations-Replace	369.0	$ -	$ -	$ -	$ -	$ -	$ -	$ -	$ -
3978	T624002033	TEMP	RSV Roswell ML - North Dexter Canal BV	FP-NMG Transm Specific-Replace	367.1	$ -	$ -	$ -	$ -	$ -	$ -	$ -	$ -
3979	T624002033	TEMP	RSV Roswell ML - North Dexter Canal BV	FP-NMG Transm Specific-Replace	368.0	$ -	$ -	$ -	$ -	$ -	$ -	$ -	$ -

NEW MEXICO GAS COMPANY, INC.

Plant Gross Activity
Base Period - 12 Months Ending March 31, 2023
Future Test Year - 12 Months Ending September 30, 2025

	A	B	C	D	E	F	G	H	I	J	K	L
3	Investment Number	FP Number	Investment Name	FP Type	FERC Account	4/30/2023	5/31/2023	6/30/2023	7/31/2023	8/31/2023	9/30/2023	10/31/2023
3980	T624002033	TEMP	RSV Roswell ML - North Dexter Canal BV	FP-NMG Transm Specific-Replace	369.0	$ -	$ -	$ -	$ -	$ -	$ -	$ -
3981	601002034	PRE-10116	CP Ground Bed Distribution Phase I	FP-NMG Dist Specific-Replace	376.1	$ -	$ -	$ -	$ -	$ -	$ -	$ -
3982	601002034	PRE-10116	CP Ground Bed Distribution Phase I	FP-NMG Dist Specific-Replace	376.2	$ -	$ -	$ -	$ -	$ -	$ -	$ -
3983	601002034	PRE-10116	CP Ground Bed Distribution Phase I	FP-NMG Dist Specific-Replace	376.4	$ -	$ -	$ -	$ -	$ -	$ -	$ -
3984	601002034	PRE-10116	CP Ground Bed Distribution Phase I	FP-NMG Dist Specific-Replace	380.0	$ -	$ -	$ -	$ -	$ -	$ -	$ -
3985	601002035	NCP-16535	TECO - TSA – Multifactor Authentication	FP-NMG Intangible	303.3	$ -	$ -	$ -	$ -	$ -	$ -	$ -
3986	601002037	NCP-16536	TECO - DNS Analytics	FP-NMG Intangible	303.3	$ -	$ -	$ -	$ -	$ -	$ -	$ -
3987	624002038	NEW-15674	Sale of Old Carlsbad Service Center	FP-NMG Land_Structures&Improven	390.0	$ -	$ -	$ -	$ -	$ -	$ -	$ -
3988	T610002039	PRE-10118	GC Repair at Santa Fe Junction	FP-NMG Transm Stations-Replace	368.0	$ -	$ -	$ -	$ -	$ -	$ -	$ -
3989	T610002039	PRE-10118	GC Repair at Santa Fe Junction	FP-NMG Transm Stations-Replace	369.0	$ -	$ -	$ -	$ -	$ -	$ -	$ -
3990	T624002040	TEMP	RSV Roswell ML - Orchard Park BV	FP-NMG Transm Specific-Replace	367.1	$ -	$ -	$ -	$ -	$ -	$ -	$ -
3991	T624002040	TEMP	RSV Roswell ML - Orchard Park BV	FP-NMG Transm Specific-Replace	368.0	$ -	$ -	$ -	$ -	$ -	$ -	$ -
3992	T624002040	TEMP	RSV Roswell ML - Orchard Park BV	FP-NMG Transm Specific-Replace	369.0	$ -	$ -	$ -	$ -	$ -	$ -	$ -
3993	T624002041	TEMP	RSV Roswell ML - Border Station #2	FP-NMG Transm Specific-Replace	367.1	$ -	$ -	$ -	$ -	$ -	$ -	$ -
3994	T624002041	TEMP	RSV Roswell ML - Border Station #2	FP-NMG Transm Specific-Replace	368.0	$ -	$ -	$ -	$ -	$ -	$ -	$ -
3995	T624002041	TEMP	RSV Roswell ML - Border Station #2	FP-NMG Transm Specific-Replace	369.0	$ -	$ -	$ -	$ -	$ -	$ -	$ -
3996	T660002042	TEMP	RSV: Taos ML – Ottowi Meter Station	FP-NMG Transm Specific-Replace	367.1	$ -	$ -	$ -	$ -	$ -	$ -	$ -
3997	T660002042	TEMP	RSV: Taos ML – Ottowi Meter Station	FP-NMG Transm Specific-Replace	368.0	$ -	$ -	$ -	$ -	$ -	$ -	$ -
3998	T660002042	TEMP	RSV: Taos ML – Ottowi Meter Station	FP-NMG Transm Specific-Replace	369.0	$ -	$ -	$ -	$ -	$ -	$ -	$ -
3999	T660002043	TEMP	RSV: Espanola ML - Ottowi Meter Station	FP-NMG Transm Specific-Replace	367.1	$ -	$ -	$ -	$ -	$ -	$ -	$ -
4000	T660002043	TEMP	RSV: Espanola ML - Ottowi Meter Station	FP-NMG Transm Specific-Replace	368.0	$ -	$ -	$ -	$ -	$ -	$ -	$ -
4001	T660002043	TEMP	RSV: Espanola ML - Ottowi Meter Station	FP-NMG Transm Specific-Replace	369.0	$ -	$ -	$ -	$ -	$ -	$ -	$ -
4002	T660002044	TEMP	RSV: Taos ML – Santa Clara Valve Setting	FP-NMG Transm Specific-Replace	367.1	$ -	$ -	$ -	$ -	$ -	$ -	$ -
4003	T660002044	TEMP	RSV: Taos ML – Santa Clara Valve Setting	FP-NMG Transm Specific-Replace	368.0	$ -	$ -	$ -	$ -	$ -	$ -	$ -
4004	T660002044	TEMP	RSV: Taos ML – Santa Clara Valve Setting	FP-NMG Transm Specific-Replace	369.0	$ -	$ -	$ -	$ -	$ -	$ -	$ -
4005	T660002045	TEMP	RSV: Espanola ML - Santa Clara Valve Setting	FP-NMG Transm Specific-Replace	367.1	$ -	$ -	$ -	$ -	$ -	$ -	$ -
4006	T660002045	TEMP	RSV: Espanola ML - Santa Clara Valve Setting	FP-NMG Transm Specific-Replace	368.0	$ -	$ -	$ -	$ -	$ -	$ -	$ -
4007	T660002045	TEMP	RSV: Espanola ML - Santa Clara Valve Setting	FP-NMG Transm Specific-Replace	369.0	$ -	$ -	$ -	$ -	$ -	$ -	$ -
4008	T610002046	TEMP	2045 make piggable centex	FP-NMG Transm Mains-Replace	367.1	$ -	$ -	$ -	$ -	$ -	$ -	$ -
4009	T626002047	TEMP	RSV Clovis ML - Clovis to Portales BV No. 1	FP-NMG Transm Specific-Replace	367.1	$ -	$ -	$ -	$ -	$ -	$ -	$ -
4010	T626002047	TEMP	RSV Clovis ML - Clovis to Portales BV No. 1	FP-NMG Transm Specific-Replace	368.0	$ -	$ -	$ -	$ -	$ -	$ -	$ -
4011	T626002047	TEMP	RSV Clovis ML - Clovis to Portales BV No. 1	FP-NMG Transm Specific-Replace	369.0	$ -	$ -	$ -	$ -	$ -	$ -	$ -
4012	T626002048	TEMP	RSV Clovis ML - Clovis West Take-off Valve Setting	FP-NMG Transm Specific-Replace	367.1	$ -	$ -	$ -	$ -	$ -	$ -	$ -
4013	T626002048	TEMP	RSV Clovis ML - Clovis West Take-off Valve Setting	FP-NMG Transm Specific-Replace	368.0	$ -	$ -	$ -	$ -	$ -	$ -	$ -
4014	T626002048	TEMP	RSV Clovis ML - Clovis West Take-off Valve Setting	FP-NMG Transm Specific-Replace	369.0	$ -	$ -	$ -	$ -	$ -	$ -	$ -
4015	T626002049	TEMP	RSV Clovis 10in - Cannon AFB Take Off	FP-NMG Transm Specific-Replace	367.1	$ -	$ -	$ -	$ -	$ -	$ -	$ -
4016	T626002049	TEMP	RSV Clovis 10in - Cannon AFB Take Off	FP-NMG Transm Specific-Replace	368.0	$ -	$ -	$ -	$ -	$ -	$ -	$ -
4017	T626002049	TEMP	RSV Clovis 10in - Cannon AFB Take Off	FP-NMG Transm Specific-Replace	369.0	$ -	$ -	$ -	$ -	$ -	$ -	$ -
4018	T626002050	TEMP	RSV Clovis 10in - Farwell Take Off	FP-NMG Transm Specific-Replace	367.1	$ -	$ -	$ -	$ -	$ -	$ -	$ -
4019	T626002050	TEMP	RSV Clovis 10in - Farwell Take Off	FP-NMG Transm Specific-Replace	368.0	$ -	$ -	$ -	$ -	$ -	$ -	$ -
4020	T626002050	TEMP	RSV Clovis 10in - Farwell Take Off	FP-NMG Transm Specific-Replace	369.0	$ -	$ -	$ -	$ -	$ -	$ -	$ -
4021	T626002051	TEMP	RSV Clovis 10in - Texico Block Valve Setting	FP-NMG Transm Specific-Replace	367.1	$ -	$ -	$ -	$ -	$ -	$ -	$ -
4022	T626002051	TEMP	RSV Clovis 10in - Texico Block Valve Setting	FP-NMG Transm Specific-Replace	368.0	$ -	$ -	$ -	$ -	$ -	$ -	$ -
4023	T626002051	TEMP	RSV Clovis 10in - Texico Block Valve Setting	FP-NMG Transm Specific-Replace	369.0	$ -	$ -	$ -	$ -	$ -	$ -	$ -
4024	T626002052	TEMP	RSV Clovis Extension ML - Clovis Southeast BV 2in Valve	FP-NMG Transm Specific-Replace	367.1	$ -	$ -	$ -	$ -	$ -	$ -	$ -
4025	T626002052	TEMP	RSV Clovis Extension ML - Clovis Southeast BV 2in Valve	FP-NMG Transm Specific-Replace	368.0	$ -	$ -	$ -	$ -	$ -	$ -	$ -
4026	T626002052	TEMP	RSV Clovis Extension ML - Clovis Southeast BV 2in Valve	FP-NMG Transm Specific-Replace	369.0	$ -	$ -	$ -	$ -	$ -	$ -	$ -
4027	T624002053	TEMP	Internal Corrosion Monitoring at EPNG Monument	FP-NMG Transm Specifics-New	367.1	$ -	$ -	$ -	$ -	$ -	$ -	$ -
4028	T624002053	TEMP	Internal Corrosion Monitoring at EPNG Monument	FP-NMG Transm Specifics-New	368.0	$ -	$ -	$ -	$ -	$ -	$ -	$ -
4029	T624002053	TEMP	Internal Corrosion Monitoring at EPNG Monument	FP-NMG Transm Specifics-New	369.0	$ -	$ -	$ -	$ -	$ -	$ -	$ -
4030	T610002054	TEMP	Internal Corrosion Monitoring at TW Rio Puerco	FP-NMG Transm Specifics-New	367.1	$ -	$ -	$ -	$ -	$ -	$ -	$ -
4031	T610002054	TEMP	Internal Corrosion Monitoring at TW Rio Puerco	FP-NMG Transm Specifics-New	368.0	$ -	$ -	$ -	$ -	$ -	$ -	$ -
4032	T610002054	TEMP	Internal Corrosion Monitoring at TW Rio Puerco	FP-NMG Transm Specifics-New	369.0	$ -	$ -	$ -	$ -	$ -	$ -	$ -
4033	T601002055	TEMP	Internal Corrosion Monitoring at TW Wingate	FP-NMG Transm Specifics-New	367.1	$ -	$ -	$ -	$ -	$ -	$ -	$ -
4034	T601002055	TEMP	Internal Corrosion Monitoring at TW Wingate	FP-NMG Transm Specifics-New	368.0	$ -	$ -	$ -	$ -	$ -	$ -	$ -
4035	T601002055	TEMP	Internal Corrosion Monitoring at TW Wingate	FP-NMG Transm Specifics-New	369.0	$ -	$ -	$ -	$ -	$ -	$ -	$ -

Sponsored by NMGC Witness Erik C. Buchanan

NEW MEXICO GAS COMPANY, INC.

Plant Gross Activity
Base Period - 12 Months Ending March 31, 2023
Future Test Year - 12 Months Ending September 30, 2025

	A	B	C	D	E	M	N	O	P	Q	R	S	T
3	Investment Number	FP Number	Investment Name	FP Type	FERC Account	11/30/2023	12/31/2023	1/31/2024	2/29/2024	3/31/2024	4/30/2024	5/31/2024	6/30/2024
3980	T624002033	TEMP	RSV Roswell ML - North Dexter Canal BV	FP-NMG Transm Specific-Replace	369.0	$ -	$ -	$ -	$ -	$ -	$ -	$ -	$ -
3981	601002034	PRE-10116	CP Ground Bed Distribution Phase I	FP-NMG Dist Specific-Replace	376.1	$ -	$ 27,951	$ -	$ -	$ -	$ -	$ -	$ -
3982	601002034	PRE-10116	CP Ground Bed Distribution Phase I	FP-NMG Dist Specific-Replace	376.2	$ -	$ 195,655	$ -	$ -	$ -	$ -	$ -	$ -
3983	601002034	PRE-10116	CP Ground Bed Distribution Phase I	FP-NMG Dist Specific-Replace	376.4	$ -	$ 13,975	$ -	$ -	$ -	$ -	$ -	$ -
3984	601002034	PRE-10116	CP Ground Bed Distribution Phase I	FP-NMG Dist Specific-Replace	380.0	$ -	$ 41,926	$ -	$ -	$ -	$ -	$ -	$ -
3985	601002035	NCP-16535	TECO - TSA – Multifactor Authentication	FP-NMG Intangible	303.3	$ -	$ -	$ 18,439	$ -	$ -	$ -	$ -	$ -
3986	601002037	NCP-16536	TECO - DNS Analytics	FP-NMG Intangible	303.3	$ -	$ -	$ 56,459	$ -	$ -	$ -	$ -	$ -
3987	624002038	NEW-15674	Sale of Old Carlsbad Service Center	FP-NMG Land_Structures&Improven	390.0	$ -	$ -	$ -	$ -	$ -	$ -	$ -	$ -
3988	T610002039	PRE-10118	GC Repair at Santa Fe Junction	FP-NMG Transm Stations-Replace	368.0	$ -	$ -	$ -	$ -	$ -	$ -	$ -	$ -
3989	T610002039	PRE-10118	GC Repair at Santa Fe Junction	FP-NMG Transm Stations-Replace	369.0	$ -	$ -	$ -	$ -	$ -	$ -	$ -	$ -
3990	T624002040	TEMP	RSV Roswell ML - Orchard Park BV	FP-NMG Transm Specific-Replace	367.1	$ -	$ -	$ -	$ -	$ -	$ -	$ -	$ -
3991	T624002040	TEMP	RSV Roswell ML - Orchard Park BV	FP-NMG Transm Specific-Replace	368.0	$ -	$ -	$ -	$ -	$ -	$ -	$ -	$ -
3992	T624002040	TEMP	RSV Roswell ML - Orchard Park BV	FP-NMG Transm Specific-Replace	369.0	$ -	$ -	$ -	$ -	$ -	$ -	$ -	$ -
3993	T624002041	TEMP	RSV Roswell ML - Border Station #2	FP-NMG Transm Specific-Replace	367.1	$ -	$ -	$ -	$ -	$ -	$ -	$ -	$ -
3994	T624002041	TEMP	RSV Roswell ML - Border Station #2	FP-NMG Transm Specific-Replace	368.0	$ -	$ -	$ -	$ -	$ -	$ -	$ -	$ -
3995	T624002041	TEMP	RSV Roswell ML - Border Station #2	FP-NMG Transm Specific-Replace	369.0	$ -	$ -	$ -	$ -	$ -	$ -	$ -	$ -
3996	T660002042	TEMP	RSV: Taos ML – Ottowi Meter Station	FP-NMG Transm Specific-Replace	367.1	$ -	$ -	$ -	$ -	$ -	$ -	$ -	$ -
3997	T660002042	TEMP	RSV: Taos ML – Ottowi Meter Station	FP-NMG Transm Specific-Replace	368.0	$ -	$ -	$ -	$ -	$ -	$ -	$ -	$ -
3998	T660002042	TEMP	RSV: Taos ML – Ottowi Meter Station	FP-NMG Transm Specific-Replace	369.0	$ -	$ -	$ -	$ -	$ -	$ -	$ -	$ -
3999	T660002043	TEMP	RSV: Espanola ML - Ottowi Meter Station	FP-NMG Transm Specific-Replace	367.1	$ -	$ -	$ -	$ -	$ -	$ -	$ -	$ -
4000	T660002043	TEMP	RSV: Espanola ML - Ottowi Meter Station	FP-NMG Transm Specific-Replace	368.0	$ -	$ -	$ -	$ -	$ -	$ -	$ -	$ -
4001	T660002043	TEMP	RSV: Espanola ML - Ottowi Meter Station	FP-NMG Transm Specific-Replace	369.0	$ -	$ -	$ -	$ -	$ -	$ -	$ -	$ -
4002	T660002044	TEMP	RSV: Taos ML – Santa Clara Valve Setting	FP-NMG Transm Specific-Replace	367.1	$ -	$ -	$ -	$ -	$ -	$ -	$ -	$ -
4003	T660002044	TEMP	RSV: Taos ML – Santa Clara Valve Setting	FP-NMG Transm Specific-Replace	368.0	$ -	$ -	$ -	$ -	$ -	$ -	$ -	$ -
4004	T660002044	TEMP	RSV: Taos ML – Santa Clara Valve Setting	FP-NMG Transm Specific-Replace	369.0	$ -	$ -	$ -	$ -	$ -	$ -	$ -	$ -
4005	T660002045	TEMP	RSV: Espanola ML - Santa Clara Valve Setting	FP-NMG Transm Specific-Replace	367.1	$ -	$ -	$ -	$ -	$ -	$ -	$ -	$ -
4006	T660002045	TEMP	RSV: Espanola ML - Santa Clara Valve Setting	FP-NMG Transm Specific-Replace	368.0	$ -	$ -	$ -	$ -	$ -	$ -	$ -	$ -
4007	T660002045	TEMP	RSV: Espanola ML - Santa Clara Valve Setting	FP-NMG Transm Specific-Replace	369.0	$ -	$ -	$ -	$ -	$ -	$ -	$ -	$ -
4008	T610002046	TEMP	2045 make piggable centex	FP-NMG Transm Mains-Replace	367.1	$ -	$ -	$ -	$ -	$ -	$ -	$ -	$ -
4009	T626002047	TEMP	RSV Clovis ML - Clovis to Portales BV No. 1	FP-NMG Transm Specific-Replace	367.1	$ -	$ -	$ -	$ -	$ -	$ -	$ -	$ -
4010	T626002047	TEMP	RSV Clovis ML - Clovis to Portales BV No. 1	FP-NMG Transm Specific-Replace	368.0	$ -	$ -	$ -	$ -	$ -	$ -	$ -	$ -
4011	T626002047	TEMP	RSV Clovis ML - Clovis to Portales BV No. 1	FP-NMG Transm Specific-Replace	369.0	$ -	$ -	$ -	$ -	$ -	$ -	$ -	$ -
4012	T626002048	TEMP	RSV Clovis ML - Clovis West Take-off Valve Setting	FP-NMG Transm Specific-Replace	367.1	$ -	$ -	$ -	$ -	$ -	$ -	$ -	$ -
4013	T626002048	TEMP	RSV Clovis ML - Clovis West Take-off Valve Setting	FP-NMG Transm Specific-Replace	368.0	$ -	$ -	$ -	$ -	$ -	$ -	$ -	$ -
4014	T626002048	TEMP	RSV Clovis ML - Clovis West Take-off Valve Setting	FP-NMG Transm Specific-Replace	369.0	$ -	$ -	$ -	$ -	$ -	$ -	$ -	$ -
4015	T626002049	TEMP	RSV Clovis 10in - Cannon AFB Take Off	FP-NMG Transm Specific-Replace	367.1	$ -	$ -	$ -	$ -	$ -	$ -	$ -	$ -
4016	T626002049	TEMP	RSV Clovis 10in - Cannon AFB Take Off	FP-NMG Transm Specific-Replace	368.0	$ -	$ -	$ -	$ -	$ -	$ -	$ -	$ -
4017	T626002049	TEMP	RSV Clovis 10in - Cannon AFB Take Off	FP-NMG Transm Specific-Replace	369.0	$ -	$ -	$ -	$ -	$ -	$ -	$ -	$ -
4018	T626002050	TEMP	RSV Clovis 10in - Farwell Take Off	FP-NMG Transm Specific-Replace	367.1	$ -	$ -	$ -	$ -	$ -	$ -	$ -	$ -
4019	T626002050	TEMP	RSV Clovis 10in - Farwell Take Off	FP-NMG Transm Specific-Replace	368.0	$ -	$ -	$ -	$ -	$ -	$ -	$ -	$ -
4020	T626002050	TEMP	RSV Clovis 10in - Farwell Take Off	FP-NMG Transm Specific-Replace	369.0	$ -	$ -	$ -	$ -	$ -	$ -	$ -	$ -
4021	T626002051	TEMP	RSV Clovis 10in - Texico Block Valve Setting	FP-NMG Transm Specific-Replace	367.1	$ -	$ -	$ -	$ -	$ -	$ -	$ -	$ -
4022	T626002051	TEMP	RSV Clovis 10in - Texico Block Valve Setting	FP-NMG Transm Specific-Replace	368.0	$ -	$ -	$ -	$ -	$ -	$ -	$ -	$ -
4023	T626002051	TEMP	RSV Clovis 10in - Texico Block Valve Setting	FP-NMG Transm Specific-Replace	369.0	$ -	$ -	$ -	$ -	$ -	$ -	$ -	$ -
4024	T626002052	TEMP	RSV Clovis Extension ML - Clovis Southeast BV 2in Valve	FP-NMG Transm Specific-Replace	367.1	$ -	$ -	$ -	$ -	$ -	$ -	$ -	$ -
4025	T626002052	TEMP	RSV Clovis Extension ML - Clovis Southeast BV 2in Valve	FP-NMG Transm Specific-Replace	368.0	$ -	$ -	$ -	$ -	$ -	$ -	$ -	$ -
4026	T626002052	TEMP	RSV Clovis Extension ML - Clovis Southeast BV 2in Valve	FP-NMG Transm Specific-Replace	369.0	$ -	$ -	$ -	$ -	$ -	$ -	$ -	$ -
4027	T624002053	TEMP	Internal Corrosion Monitoring at EPNG Monument	FP-NMG Transm Specifics-New	367.1	$ -	$ -	$ -	$ -	$ -	$ -	$ -	$ -
4028	T624002053	TEMP	Internal Corrosion Monitoring at EPNG Monument	FP-NMG Transm Specifics-New	368.0	$ -	$ -	$ -	$ -	$ -	$ -	$ -	$ -
4029	T624002053	TEMP	Internal Corrosion Monitoring at EPNG Monument	FP-NMG Transm Specifics-New	369.0	$ -	$ -	$ -	$ -	$ -	$ -	$ -	$ -
4030	T610002054	TEMP	Internal Corrosion Monitoring at TW Rio Puerco	FP-NMG Transm Specifics-New	367.1	$ -	$ -	$ -	$ -	$ -	$ -	$ -	$ -
4031	T610002054	TEMP	Internal Corrosion Monitoring at TW Rio Puerco	FP-NMG Transm Specifics-New	368.0	$ -	$ -	$ -	$ -	$ -	$ -	$ -	$ -
4032	T610002054	TEMP	Internal Corrosion Monitoring at TW Rio Puerco	FP-NMG Transm Specifics-New	369.0	$ -	$ -	$ -	$ -	$ -	$ -	$ -	$ -
4033	T601002055	TEMP	Internal Corrosion Monitoring at TW Wingate	FP-NMG Transm Specifics-New	367.1	$ -	$ -	$ -	$ -	$ -	$ -	$ -	$ -
4034	T601002055	TEMP	Internal Corrosion Monitoring at TW Wingate	FP-NMG Transm Specifics-New	368.0	$ -	$ -	$ -	$ -	$ -	$ -	$ -	$ -
4035	T601002055	TEMP	Internal Corrosion Monitoring at TW Wingate	FP-NMG Transm Specifics-New	369.0	$ -	$ -	$ -	$ -	$ -	$ -	$ -	$ -

NEW MEXICO GAS COMPANY, INC.

Plant Gross Activity
Base Period - 12 Months Ending March 31, 2023
Future Test Year - 12 Months Ending September 30, 2025

	A	B	C	D	E	U	V	W	X	Y	Z	AA
3	Investment Number	FP Number	Investment Name	FP Type	FERC Account	7/31/2024	8/31/2024	9/30/2024	10/31/2024	11/30/2024	12/31/2024	1/31/2025
3980	T624002033	TEMP	RSV Roswell ML - North Dexter Canal BV	FP-NMG Transm Specific-Replace	369.0	$ -	$ -	$ -	$ -	$ -	$ -	$ -
3981	601002034	PRE-10116	CP Ground Bed Distribution Phase I	FP-NMG Dist Specific-Replace	376.1	$ -	$ -	$ -	$ -	$ -	$ -	$ -
3982	601002034	PRE-10116	CP Ground Bed Distribution Phase I	FP-NMG Dist Specific-Replace	376.2	$ -	$ -	$ -	$ -	$ -	$ -	$ -
3983	601002034	PRE-10116	CP Ground Bed Distribution Phase I	FP-NMG Dist Specific-Replace	376.4	$ -	$ -	$ -	$ -	$ -	$ -	$ -
3984	601002034	PRE-10116	CP Ground Bed Distribution Phase I	FP-NMG Dist Specific-Replace	380.0	$ -	$ -	$ -	$ -	$ -	$ -	$ -
3985	601002035	NCP-16535	TECO - TSA – Multifactor Authentication	FP-NMG Intangible	303.3	$ -	$ -	$ -	$ -	$ -	$ -	$ -
3986	601002037	NCP-16536	TECO - DNS Analytics	FP-NMG Intangible	303.3	$ -	$ -	$ -	$ -	$ -	$ -	$ -
3987	624002038	NEW-15674	Sale of Old Carlsbad Service Center	FP-NMG Land_Structures&Improven	390.0	$ -	$ -	$ -	$ -	$ -	$ -	$ -
3988	T610002039	PRE-10118	GC Repair at Santa Fe Junction	FP-NMG Transm Stations-Replace	368.0	$ -	$ -	$ -	$ -	$ -	$ -	$ -
3989	T610002039	PRE-10118	GC Repair at Santa Fe Junction	FP-NMG Transm Stations-Replace	369.0	$ -	$ -	$ -	$ -	$ -	$ -	$ -
3990	T624002040	TEMP	RSV Roswell ML - Orchard Park BV	FP-NMG Transm Specific-Replace	367.1	$ -	$ -	$ -	$ -	$ -	$ -	$ -
3991	T624002040	TEMP	RSV Roswell ML - Orchard Park BV	FP-NMG Transm Specific-Replace	368.0	$ -	$ -	$ -	$ -	$ -	$ -	$ -
3992	T624002040	TEMP	RSV Roswell ML - Orchard Park BV	FP-NMG Transm Specific-Replace	369.0	$ -	$ -	$ -	$ -	$ -	$ -	$ -
3993	T624002041	TEMP	RSV Roswell ML - Border Station #2	FP-NMG Transm Specific-Replace	367.1	$ -	$ -	$ -	$ -	$ -	$ -	$ -
3994	T624002041	TEMP	RSV Roswell ML - Border Station #2	FP-NMG Transm Specific-Replace	368.0	$ -	$ -	$ -	$ -	$ -	$ -	$ -
3995	T624002041	TEMP	RSV Roswell ML - Border Station #2	FP-NMG Transm Specific-Replace	369.0	$ -	$ -	$ -	$ -	$ -	$ -	$ -
3996	T660002042	TEMP	RSV: Taos ML – Ottowi Meter Station	FP-NMG Transm Specific-Replace	367.1	$ -	$ -	$ -	$ -	$ -	$ -	$ -
3997	T660002042	TEMP	RSV: Taos ML – Ottowi Meter Station	FP-NMG Transm Specific-Replace	368.0	$ -	$ -	$ -	$ -	$ -	$ -	$ -
3998	T660002042	TEMP	RSV: Taos ML – Ottowi Meter Station	FP-NMG Transm Specific-Replace	369.0	$ -	$ -	$ -	$ -	$ -	$ -	$ -
3999	T660002043	TEMP	RSV: Espanola ML - Ottowi Meter Station	FP-NMG Transm Specific-Replace	367.1	$ -	$ -	$ -	$ -	$ -	$ -	$ -
4000	T660002043	TEMP	RSV: Espanola ML - Ottowi Meter Station	FP-NMG Transm Specific-Replace	368.0	$ -	$ -	$ -	$ -	$ -	$ -	$ -
4001	T660002043	TEMP	RSV: Espanola ML - Ottowi Meter Station	FP-NMG Transm Specific-Replace	369.0	$ -	$ -	$ -	$ -	$ -	$ -	$ -
4002	T660002044	TEMP	RSV: Taos ML – Santa Clara Valve Setting	FP-NMG Transm Specific-Replace	367.1	$ -	$ -	$ -	$ -	$ -	$ -	$ -
4003	T660002044	TEMP	RSV: Taos ML – Santa Clara Valve Setting	FP-NMG Transm Specific-Replace	368.0	$ -	$ -	$ -	$ -	$ -	$ -	$ -
4004	T660002044	TEMP	RSV: Taos ML – Santa Clara Valve Setting	FP-NMG Transm Specific-Replace	369.0	$ -	$ -	$ -	$ -	$ -	$ -	$ -
4005	T660002045	TEMP	RSV: Espanola ML - Santa Clara Valve Setting	FP-NMG Transm Specific-Replace	367.1	$ -	$ -	$ -	$ -	$ -	$ -	$ -
4006	T660002045	TEMP	RSV: Espanola ML - Santa Clara Valve Setting	FP-NMG Transm Specific-Replace	368.0	$ -	$ -	$ -	$ -	$ -	$ -	$ -
4007	T660002045	TEMP	RSV: Espanola ML - Santa Clara Valve Setting	FP-NMG Transm Specific-Replace	369.0	$ -	$ -	$ -	$ -	$ -	$ -	$ -
4008	T610002046	TEMP	2045 make piggable centex	FP-NMG Transm Mains-Replace	367.1	$ -	$ -	$ -	$ -	$ -	$ -	$ -
4009	T626002047	TEMP	RSV Clovis ML - Clovis to Portales BV No. 1	FP-NMG Transm Specific-Replace	367.1	$ -	$ -	$ -	$ -	$ -	$ -	$ -
4010	T626002047	TEMP	RSV Clovis ML - Clovis to Portales BV No. 1	FP-NMG Transm Specific-Replace	368.0	$ -	$ -	$ -	$ -	$ -	$ -	$ -
4011	T626002047	TEMP	RSV Clovis ML - Clovis to Portales BV No. 1	FP-NMG Transm Specific-Replace	369.0	$ -	$ -	$ -	$ -	$ -	$ -	$ -
4012	T626002048	TEMP	RSV Clovis ML - Clovis West Take-off Valve Setting	FP-NMG Transm Specific-Replace	367.1	$ -	$ -	$ -	$ -	$ -	$ -	$ -
4013	T626002048	TEMP	RSV Clovis ML - Clovis West Take-off Valve Setting	FP-NMG Transm Specific-Replace	368.0	$ -	$ -	$ -	$ -	$ -	$ -	$ -
4014	T626002048	TEMP	RSV Clovis ML - Clovis West Take-off Valve Setting	FP-NMG Transm Specific-Replace	369.0	$ -	$ -	$ -	$ -	$ -	$ -	$ -
4015	T626002049	TEMP	RSV Clovis 10in - Cannon AFB Take Off	FP-NMG Transm Specific-Replace	367.1	$ -	$ -	$ -	$ -	$ -	$ -	$ -
4016	T626002049	TEMP	RSV Clovis 10in - Cannon AFB Take Off	FP-NMG Transm Specific-Replace	368.0	$ -	$ -	$ -	$ -	$ -	$ -	$ -
4017	T626002049	TEMP	RSV Clovis 10in - Cannon AFB Take Off	FP-NMG Transm Specific-Replace	369.0	$ -	$ -	$ -	$ -	$ -	$ -	$ -
4018	T626002050	TEMP	RSV Clovis 10in - Farwell Take Off	FP-NMG Transm Specific-Replace	367.1	$ -	$ -	$ -	$ -	$ -	$ -	$ -
4019	T626002050	TEMP	RSV Clovis 10in - Farwell Take Off	FP-NMG Transm Specific-Replace	368.0	$ -	$ -	$ -	$ -	$ -	$ -	$ -
4020	T626002050	TEMP	RSV Clovis 10in - Farwell Take Off	FP-NMG Transm Specific-Replace	369.0	$ -	$ -	$ -	$ -	$ -	$ -	$ -
4021	T626002051	TEMP	RSV Clovis 10in - Texico Block Valve Setting	FP-NMG Transm Specific-Replace	367.1	$ -	$ -	$ -	$ -	$ -	$ -	$ -
4022	T626002051	TEMP	RSV Clovis 10in - Texico Block Valve Setting	FP-NMG Transm Specific-Replace	368.0	$ -	$ -	$ -	$ -	$ -	$ -	$ -
4023	T626002051	TEMP	RSV Clovis 10in - Texico Block Valve Setting	FP-NMG Transm Specific-Replace	369.0	$ -	$ -	$ -	$ -	$ -	$ -	$ -
4024	T626002052	TEMP	RSV Clovis Extension ML - Clovis Southeast BV 2in Valve	FP-NMG Transm Specific-Replace	367.1	$ -	$ -	$ -	$ -	$ -	$ -	$ -
4025	T626002052	TEMP	RSV Clovis Extension ML - Clovis Southeast BV 2in Valve	FP-NMG Transm Specific-Replace	368.0	$ -	$ -	$ -	$ -	$ -	$ -	$ -
4026	T626002052	TEMP	RSV Clovis Extension ML - Clovis Southeast BV 2in Valve	FP-NMG Transm Specific-Replace	369.0	$ -	$ -	$ -	$ -	$ -	$ -	$ -
4027	T624002053	TEMP	Internal Corrosion Monitoring at EPNG Monument	FP-NMG Transm Specifics-New	367.1	$ -	$ -	$ -	$ -	$ -	$ -	$ -
4028	T624002053	TEMP	Internal Corrosion Monitoring at EPNG Monument	FP-NMG Transm Specifics-New	368.0	$ -	$ -	$ -	$ -	$ -	$ -	$ -
4029	T624002053	TEMP	Internal Corrosion Monitoring at EPNG Monument	FP-NMG Transm Specifics-New	369.0	$ -	$ -	$ -	$ -	$ -	$ -	$ -
4030	T610002054	TEMP	Internal Corrosion Monitoring at TW Rio Puerco	FP-NMG Transm Specifics-New	367.1	$ -	$ -	$ -	$ -	$ -	$ -	$ -
4031	T610002054	TEMP	Internal Corrosion Monitoring at TW Rio Puerco	FP-NMG Transm Specifics-New	368.0	$ -	$ -	$ -	$ -	$ -	$ -	$ -
4032	T610002054	TEMP	Internal Corrosion Monitoring at TW Rio Puerco	FP-NMG Transm Specifics-New	369.0	$ -	$ -	$ -	$ -	$ -	$ -	$ -
4033	T601002055	TEMP	Internal Corrosion Monitoring at TW Wingate	FP-NMG Transm Specifics-New	367.1	$ -	$ -	$ -	$ -	$ -	$ -	$ -
4034	T601002055	TEMP	Internal Corrosion Monitoring at TW Wingate	FP-NMG Transm Specifics-New	368.0	$ -	$ -	$ -	$ -	$ -	$ -	$ -
4035	T601002055	TEMP	Internal Corrosion Monitoring at TW Wingate	FP-NMG Transm Specifics-New	369.0	$ -	$ -	$ -	$ -	$ -	$ -	$ -

NEW MEXICO GAS COMPANY, INC.

Plant Gross Activity
Base Period - 12 Months Ending March 31, 2023
Future Test Year - 12 Months Ending September 30, 2025

	A	B	C	D	E	AB	AC	AD	AE	AF	AG	AH	AI
3	Investment Number	FP Number	Investment Name	FP Type	FERC Account	2/28/2025	3/31/2025	4/30/2025	5/31/2025	6/30/2025	7/31/2025	8/31/2025	9/30/2025
3980	T624002033	TEMP	RSV Roswell ML - North Dexter Canal BV	FP-NMG Transm Specific-Replace	369.0	$ -	$ -	$ -	$ -	$ -	$ -	$ -	$ -
3981	601002034	PRE-10116	CP Ground Bed Distribution Phase I	FP-NMG Dist Specific-Replace	376.1	$ -	$ -	$ -	$ -	$ -	$ -	$ -	$ -
3982	601002034	PRE-10116	CP Ground Bed Distribution Phase I	FP-NMG Dist Specific-Replace	376.2	$ -	$ -	$ -	$ -	$ -	$ -	$ -	$ -
3983	601002034	PRE-10116	CP Ground Bed Distribution Phase I	FP-NMG Dist Specific-Replace	376.4	$ -	$ -	$ -	$ -	$ -	$ -	$ -	$ -
3984	601002034	PRE-10116	CP Ground Bed Distribution Phase I	FP-NMG Dist Specific-Replace	380.0	$ -	$ -	$ -	$ -	$ -	$ -	$ -	$ -
3985	601002035	NCP-16535	TECO - TSA – Multifactor Authentication	FP-NMG Intangible	303.3	$ -	$ -	$ -	$ -	$ -	$ -	$ -	$ -
3986	601002037	NCP-16536	TECO - DNS Analytics	FP-NMG Intangible	303.3	$ -	$ -	$ -	$ -	$ -	$ -	$ -	$ -
3987	624002038	NEW-15674	Sale of Old Carlsbad Service Center	FP-NMG Land_Structures&Improven	390.0	$ -	$ -	$ -	$ -	$ -	$ -	$ -	$ -
3988	T610002039	PRE-10118	GC Repair at Santa Fe Junction	FP-NMG Transm Stations-Replace	368.0	$ -	$ -	$ -	$ -	$ -	$ -	$ -	$ -
3989	T610002039	PRE-10118	GC Repair at Santa Fe Junction	FP-NMG Transm Stations-Replace	369.0	$ -	$ -	$ -	$ -	$ -	$ -	$ -	$ -
3990	T624002040	TEMP	RSV Roswell ML - Orchard Park BV	FP-NMG Transm Specific-Replace	367.1	$ -	$ -	$ -	$ -	$ -	$ -	$ -	$ -
3991	T624002040	TEMP	RSV Roswell ML - Orchard Park BV	FP-NMG Transm Specific-Replace	368.0	$ -	$ -	$ -	$ -	$ -	$ -	$ -	$ -
3992	T624002040	TEMP	RSV Roswell ML - Orchard Park BV	FP-NMG Transm Specific-Replace	369.0	$ -	$ -	$ -	$ -	$ -	$ -	$ -	$ -
3993	T624002041	TEMP	RSV Roswell ML - Border Station #2	FP-NMG Transm Specific-Replace	367.1	$ -	$ -	$ -	$ -	$ -	$ -	$ -	$ -
3994	T624002041	TEMP	RSV Roswell ML - Border Station #2	FP-NMG Transm Specific-Replace	368.0	$ -	$ -	$ -	$ -	$ -	$ -	$ -	$ -
3995	T624002041	TEMP	RSV Roswell ML - Border Station #2	FP-NMG Transm Specific-Replace	369.0	$ -	$ -	$ -	$ -	$ -	$ -	$ -	$ -
3996	T660002042	TEMP	RSV: Taos ML – Ottowi Meter Station	FP-NMG Transm Specific-Replace	367.1	$ -	$ -	$ -	$ -	$ -	$ -	$ -	$ -
3997	T660002042	TEMP	RSV: Taos ML – Ottowi Meter Station	FP-NMG Transm Specific-Replace	368.0	$ -	$ -	$ -	$ -	$ -	$ -	$ -	$ -
3998	T660002042	TEMP	RSV: Taos ML – Ottowi Meter Station	FP-NMG Transm Specific-Replace	369.0	$ -	$ -	$ -	$ -	$ -	$ -	$ -	$ -
3999	T660002043	TEMP	RSV: Espanola ML - Ottowi Meter Station	FP-NMG Transm Specific-Replace	367.1	$ -	$ -	$ -	$ -	$ -	$ -	$ -	$ -
4000	T660002043	TEMP	RSV: Espanola ML - Ottowi Meter Station	FP-NMG Transm Specific-Replace	368.0	$ -	$ -	$ -	$ -	$ -	$ -	$ -	$ -
4001	T660002043	TEMP	RSV: Espanola ML - Ottowi Meter Station	FP-NMG Transm Specific-Replace	369.0	$ -	$ -	$ -	$ -	$ -	$ -	$ -	$ -
4002	T660002044	TEMP	RSV: Taos ML – Santa Clara Valve Setting	FP-NMG Transm Specific-Replace	367.1	$ -	$ -	$ -	$ -	$ -	$ -	$ -	$ -
4003	T660002044	TEMP	RSV: Taos ML – Santa Clara Valve Setting	FP-NMG Transm Specific-Replace	368.0	$ -	$ -	$ -	$ -	$ -	$ -	$ -	$ -
4004	T660002044	TEMP	RSV: Taos ML – Santa Clara Valve Setting	FP-NMG Transm Specific-Replace	369.0	$ -	$ -	$ -	$ -	$ -	$ -	$ -	$ -
4005	T660002045	TEMP	RSV: Espanola ML - Santa Clara Valve Setting	FP-NMG Transm Specific-Replace	367.1	$ -	$ -	$ -	$ -	$ -	$ -	$ -	$ -
4006	T660002045	TEMP	RSV: Espanola ML - Santa Clara Valve Setting	FP-NMG Transm Specific-Replace	368.0	$ -	$ -	$ -	$ -	$ -	$ -	$ -	$ -
4007	T660002045	TEMP	RSV: Espanola ML - Santa Clara Valve Setting	FP-NMG Transm Specific-Replace	369.0	$ -	$ -	$ -	$ -	$ -	$ -	$ -	$ -
4008	T610002046	TEMP	2045 make piggable centex	FP-NMG Transm Mains-Replace	367.1	$ -	$ -	$ -	$ -	$ -	$ -	$ -	$ -
4009	T626002047	TEMP	RSV Clovis ML - Clovis to Portales BV No. 1	FP-NMG Transm Specific-Replace	367.1	$ -	$ -	$ -	$ -	$ -	$ -	$ -	$ -
4010	T626002047	TEMP	RSV Clovis ML - Clovis to Portales BV No. 1	FP-NMG Transm Specific-Replace	368.0	$ -	$ -	$ -	$ -	$ -	$ -	$ -	$ -
4011	T626002047	TEMP	RSV Clovis ML - Clovis to Portales BV No. 1	FP-NMG Transm Specific-Replace	369.0	$ -	$ -	$ -	$ -	$ -	$ -	$ -	$ -
4012	T626002048	TEMP	RSV Clovis ML - Clovis West Take-off Valve Setting	FP-NMG Transm Specific-Replace	367.1	$ -	$ -	$ -	$ -	$ -	$ -	$ -	$ -
4013	T626002048	TEMP	RSV Clovis ML - Clovis West Take-off Valve Setting	FP-NMG Transm Specific-Replace	368.0	$ -	$ -	$ -	$ -	$ -	$ -	$ -	$ -
4014	T626002048	TEMP	RSV Clovis ML - Clovis West Take-off Valve Setting	FP-NMG Transm Specific-Replace	369.0	$ -	$ -	$ -	$ -	$ -	$ -	$ -	$ -
4015	T626002049	TEMP	RSV Clovis 10in - Cannon AFB Take Off	FP-NMG Transm Specific-Replace	367.1	$ -	$ -	$ -	$ -	$ -	$ -	$ -	$ -
4016	T626002049	TEMP	RSV Clovis 10in - Cannon AFB Take Off	FP-NMG Transm Specific-Replace	368.0	$ -	$ -	$ -	$ -	$ -	$ -	$ -	$ -
4017	T626002049	TEMP	RSV Clovis 10in - Cannon AFB Take Off	FP-NMG Transm Specific-Replace	369.0	$ -	$ -	$ -	$ -	$ -	$ -	$ -	$ -
4018	T626002050	TEMP	RSV Clovis 10in - Farwell Take Off	FP-NMG Transm Specific-Replace	367.1	$ -	$ -	$ -	$ -	$ -	$ -	$ -	$ -
4019	T626002050	TEMP	RSV Clovis 10in - Farwell Take Off	FP-NMG Transm Specific-Replace	368.0	$ -	$ -	$ -	$ -	$ -	$ -	$ -	$ -
4020	T626002050	TEMP	RSV Clovis 10in - Farwell Take Off	FP-NMG Transm Specific-Replace	369.0	$ -	$ -	$ -	$ -	$ -	$ -	$ -	$ -
4021	T626002051	TEMP	RSV Clovis 10in - Texico Block Valve Setting	FP-NMG Transm Specific-Replace	367.1	$ -	$ -	$ -	$ -	$ -	$ -	$ -	$ -
4022	T626002051	TEMP	RSV Clovis 10in - Texico Block Valve Setting	FP-NMG Transm Specific-Replace	368.0	$ -	$ -	$ -	$ -	$ -	$ -	$ -	$ -
4023	T626002051	TEMP	RSV Clovis 10in - Texico Block Valve Setting	FP-NMG Transm Specific-Replace	369.0	$ -	$ -	$ -	$ -	$ -	$ -	$ -	$ -
4024	T626002052	TEMP	RSV Clovis Extension ML - Clovis Southeast BV 2in Valve	FP-NMG Transm Specific-Replace	367.1	$ -	$ -	$ -	$ -	$ -	$ -	$ -	$ -
4025	T626002052	TEMP	RSV Clovis Extension ML - Clovis Southeast BV 2in Valve	FP-NMG Transm Specific-Replace	368.0	$ -	$ -	$ -	$ -	$ -	$ -	$ -	$ -
4026	T626002052	TEMP	RSV Clovis Extension ML - Clovis Southeast BV 2in Valve	FP-NMG Transm Specific-Replace	369.0	$ -	$ -	$ -	$ -	$ -	$ -	$ -	$ -
4027	T624002053	TEMP	Internal Corrosion Monitoring at EPNG Monument	FP-NMG Transm Specifics-New	367.1	$ -	$ -	$ -	$ -	$ -	$ -	$ -	$ -
4028	T624002053	TEMP	Internal Corrosion Monitoring at EPNG Monument	FP-NMG Transm Specifics-New	368.0	$ -	$ -	$ -	$ -	$ -	$ -	$ -	$ -
4029	T624002053	TEMP	Internal Corrosion Monitoring at EPNG Monument	FP-NMG Transm Specifics-New	369.0	$ -	$ -	$ -	$ -	$ -	$ -	$ -	$ -
4030	T610002054	TEMP	Internal Corrosion Monitoring at TW Rio Puerco	FP-NMG Transm Specifics-New	367.1	$ -	$ -	$ -	$ -	$ -	$ -	$ -	$ -
4031	T610002054	TEMP	Internal Corrosion Monitoring at TW Rio Puerco	FP-NMG Transm Specifics-New	368.0	$ -	$ -	$ -	$ -	$ -	$ -	$ -	$ -
4032	T610002054	TEMP	Internal Corrosion Monitoring at TW Rio Puerco	FP-NMG Transm Specifics-New	369.0	$ -	$ -	$ -	$ -	$ -	$ -	$ -	$ -
4033	T601002055	TEMP	Internal Corrosion Monitoring at TW Wingate	FP-NMG Transm Specifics-New	367.1	$ -	$ -	$ -	$ -	$ -	$ -	$ -	$ -
4034	T601002055	TEMP	Internal Corrosion Monitoring at TW Wingate	FP-NMG Transm Specifics-New	368.0	$ -	$ -	$ -	$ -	$ -	$ -	$ -	$ -
4035	T601002055	TEMP	Internal Corrosion Monitoring at TW Wingate	FP-NMG Transm Specifics-New	369.0	$ -	$ -	$ -	$ -	$ -	$ -	$ -	$ -

NEW MEXICO GAS COMPANY, INC.

Plant Gross Activity
Base Period - 12 Months Ending March 31, 2023
Future Test Year - 12 Months Ending September 30, 2025

	A	B	C	D	E	F	G	H	I	J	K	L
3	Investment Number	FP Number	Investment Name	FP Type	FERC Account	4/30/2023	5/31/2023	6/30/2023	7/31/2023	8/31/2023	9/30/2023	10/31/2023
4036	T601002056	TEMP	Internal Corrosion Monitoring at EPNG Wingate	FP-NMG Transm Specifics-New	367.1	$ -	$ -	$ -	$ -	$ -	$ -	$ -
4037	T601002056	TEMP	Internal Corrosion Monitoring at EPNG Wingate	FP-NMG Transm Specifics-New	368.0	$ -	$ -	$ -	$ -	$ -	$ -	$ -
4038	T601002056	TEMP	Internal Corrosion Monitoring at EPNG Wingate	FP-NMG Transm Specifics-New	369.0	$ -	$ -	$ -	$ -	$ -	$ -	$ -
4039	T601002057	TEMP	Internal Corrosion Monitoring at EPNG KTZ	FP-NMG Transm Specifics-New	367.1	$ -	$ -	$ -	$ -	$ -	$ -	$ -
4040	T601002057	TEMP	Internal Corrosion Monitoring at EPNG KTZ	FP-NMG Transm Specifics-New	368.0	$ -	$ -	$ -	$ -	$ -	$ -	$ -
4041	T601002057	TEMP	Internal Corrosion Monitoring at EPNG KTZ	FP-NMG Transm Specifics-New	369.0	$ -	$ -	$ -	$ -	$ -	$ -	$ -
4042	T601002058	TEMP	Internal Corrosion Monitoring at EPNG Rio Puerco	FP-NMG Transm Specifics-New	367.1	$ -	$ -	$ -	$ -	$ -	$ -	$ -
4043	T601002058	TEMP	Internal Corrosion Monitoring at EPNG Rio Puerco	FP-NMG Transm Specifics-New	368.0	$ -	$ -	$ -	$ -	$ -	$ -	$ -
4044	T601002058	TEMP	Internal Corrosion Monitoring at EPNG Rio Puerco	FP-NMG Transm Specifics-New	369.0	$ -	$ -	$ -	$ -	$ -	$ -	$ -
4045	T601002059	TEMP	Internal Corrosion Monitoring at Gallup #1	FP-NMG Transm Specifics-New	367.1	$ -	$ -	$ -	$ -	$ -	$ -	$ -
4046	T601002059	TEMP	Internal Corrosion Monitoring at Gallup #1	FP-NMG Transm Specifics-New	368.0	$ -	$ -	$ -	$ -	$ -	$ -	$ -
4047	T601002059	TEMP	Internal Corrosion Monitoring at Gallup #1	FP-NMG Transm Specifics-New	369.0	$ -	$ -	$ -	$ -	$ -	$ -	$ -
4048	T601002060	TEMP	Internal Corrosion Monitoring at Gallup #2	FP-NMG Transm Specifics-New	367.1	$ -	$ -	$ -	$ -	$ -	$ -	$ -
4049	T601002060	TEMP	Internal Corrosion Monitoring at Gallup #2	FP-NMG Transm Specifics-New	368.0	$ -	$ -	$ -	$ -	$ -	$ -	$ -
4050	T601002060	TEMP	Internal Corrosion Monitoring at Gallup #2	FP-NMG Transm Specifics-New	369.0	$ -	$ -	$ -	$ -	$ -	$ -	$ -
4051	T601002061	TEMP	Internal Corrosion Monitoring at EPNG 30th Street	FP-NMG Transm Specifics-New	367.1	$ -	$ -	$ -	$ -	$ -	$ -	$ -
4052	T601002061	TEMP	Internal Corrosion Monitoring at EPNG 30th Street	FP-NMG Transm Specifics-New	368.0	$ -	$ -	$ -	$ -	$ -	$ -	$ -
4053	T601002061	TEMP	Internal Corrosion Monitoring at EPNG 30th Street	FP-NMG Transm Specifics-New	369.0	$ -	$ -	$ -	$ -	$ -	$ -	$ -
4054	T601002062	TEMP	Internal Corrosion Monitoring at TW Farwell	FP-NMG Transm Specifics-New	367.1	$ -	$ -	$ -	$ -	$ -	$ -	$ -
4055	T601002062	TEMP	Internal Corrosion Monitoring at TW Farwell	FP-NMG Transm Specifics-New	368.0	$ -	$ -	$ -	$ -	$ -	$ -	$ -
4056	T601002062	TEMP	Internal Corrosion Monitoring at TW Farwell	FP-NMG Transm Specifics-New	369.0	$ -	$ -	$ -	$ -	$ -	$ -	$ -
4057	T601002063	TEMP	Internal Corrosion Monitoring at TW Monument	FP-NMG Transm Specifics-New	367.1	$ -	$ -	$ -	$ -	$ -	$ -	$ -
4058	T601002063	TEMP	Internal Corrosion Monitoring at TW Monument	FP-NMG Transm Specifics-New	368.0	$ -	$ -	$ -	$ -	$ -	$ -	$ -
4059	T601002063	TEMP	Internal Corrosion Monitoring at TW Monument	FP-NMG Transm Specifics-New	369.0	$ -	$ -	$ -	$ -	$ -	$ -	$ -
4060	T601002064	TEMP	Internal Corrosion Monitoring at TW Blanco Hub	FP-NMG Transm Specifics-New	367.1	$ -	$ -	$ -	$ -	$ -	$ -	$ -
4061	T601002064	TEMP	Internal Corrosion Monitoring at TW Blanco Hub	FP-NMG Transm Specifics-New	368.0	$ -	$ -	$ -	$ -	$ -	$ -	$ -
4062	T601002064	TEMP	Internal Corrosion Monitoring at TW Blanco Hub	FP-NMG Transm Specifics-New	369.0	$ -	$ -	$ -	$ -	$ -	$ -	$ -
4063	T601002065	TEMP	Internal Corrosion Monitoring at WFS Kutz	FP-NMG Transm Specifics-New	367.1	$ -	$ -	$ -	$ -	$ -	$ -	$ -
4064	T601002065	TEMP	Internal Corrosion Monitoring at WFS Kutz	FP-NMG Transm Specifics-New	368.0	$ -	$ -	$ -	$ -	$ -	$ -	$ -
4065	T601002065	TEMP	Internal Corrosion Monitoring at WFS Kutz	FP-NMG Transm Specifics-New	369.0	$ -	$ -	$ -	$ -	$ -	$ -	$ -
4066	T601002066	TEMP	internal Corrosion Monitoring at TW Chavez	FP-NMG Transm Specifics-New	367.1	$ -	$ -	$ -	$ -	$ -	$ -	$ -
4067	T601002066	TEMP	internal Corrosion Monitoring at TW Chavez	FP-NMG Transm Specifics-New	368.0	$ -	$ -	$ -	$ -	$ -	$ -	$ -
4068	T601002066	TEMP	internal Corrosion Monitoring at TW Chavez	FP-NMG Transm Specifics-New	369.0	$ -	$ -	$ -	$ -	$ -	$ -	$ -
4069	T601002067	TEMP	Internal Corrosion Monitoring at TW Dexter	FP-NMG Transm Specifics-New	367.1	$ -	$ -	$ -	$ -	$ -	$ -	$ -
4070	T601002067	TEMP	Internal Corrosion Monitoring at TW Dexter	FP-NMG Transm Specifics-New	368.0	$ -	$ -	$ -	$ -	$ -	$ -	$ -
4071	T601002067	TEMP	Internal Corrosion Monitoring at TW Dexter	FP-NMG Transm Specifics-New	369.0	$ -	$ -	$ -	$ -	$ -	$ -	$ -
4072	T601002068	TEMP	Internal Corrosion Monitoring at Frontier Maljamar	FP-NMG Transm Specifics-New	367.1	$ -	$ -	$ -	$ -	$ -	$ -	$ -
4073	T601002068	TEMP	Internal Corrosion Monitoring at Frontier Maljamar	FP-NMG Transm Specifics-New	368.0	$ -	$ -	$ -	$ -	$ -	$ -	$ -
4074	T601002068	TEMP	Internal Corrosion Monitoring at Frontier Maljamar	FP-NMG Transm Specifics-New	369.0	$ -	$ -	$ -	$ -	$ -	$ -	$ -
4075	T601002069	TEMP	Internal Corrosion Monitoring at DCP Eunice	FP-NMG Transm Specifics-New	367.1	$ -	$ -	$ -	$ -	$ -	$ -	$ -
4076	T601002069	TEMP	Internal Corrosion Monitoring at DCP Eunice	FP-NMG Transm Specifics-New	368.0	$ -	$ -	$ -	$ -	$ -	$ -	$ -
4077	T601002069	TEMP	Internal Corrosion Monitoring at DCP Eunice	FP-NMG Transm Specifics-New	369.0	$ -	$ -	$ -	$ -	$ -	$ -	$ -
4078	T601002070	TEMP	Internal Corrosion Monitoring at WTG Clayton	FP-NMG Transm Specifics-New	367.1	$ -	$ -	$ -	$ -	$ -	$ -	$ -
4079	T601002070	TEMP	Internal Corrosion Monitoring at WTG Clayton	FP-NMG Transm Specifics-New	368.0	$ -	$ -	$ -	$ -	$ -	$ -	$ -
4080	T601002070	TEMP	Internal Corrosion Monitoring at WTG Clayton	FP-NMG Transm Specifics-New	369.0	$ -	$ -	$ -	$ -	$ -	$ -	$ -
4081	T601002071	TEMP	Internal Corrosion Monitoring at TW Thompson	FP-NMG Transm Specifics-New	367.1	$ -	$ -	$ -	$ -	$ -	$ -	$ -
4082	T601002071	TEMP	Internal Corrosion Monitoring at TW Thompson	FP-NMG Transm Specifics-New	368.0	$ -	$ -	$ -	$ -	$ -	$ -	$ -
4083	T601002071	TEMP	Internal Corrosion Monitoring at TW Thompson	FP-NMG Transm Specifics-New	369.0	$ -	$ -	$ -	$ -	$ -	$ -	$ -
4084	T601002072	TEMP	Internal Corrosion Monitoring at Kolb ie. Elgin Biogas	FP-NMG Transm Specifics-New	367.1	$ -	$ -	$ -	$ -	$ -	$ -	$ -
4085	T601002072	TEMP	Internal Corrosion Monitoring at Kolb ie. Elgin Biogas	FP-NMG Transm Specifics-New	368.0	$ -	$ -	$ -	$ -	$ -	$ -	$ -
4086	T601002072	TEMP	Internal Corrosion Monitoring at Kolb ie. Elgin Biogas	FP-NMG Transm Specifics-New	369.0	$ -	$ -	$ -	$ -	$ -	$ -	$ -
4087	T624002073	TEMP	RSV Roswell ML - Border Station #1	FP-NMG Transm Specific-Replace	367.1	$ -	$ -	$ -	$ -	$ -	$ -	$ -
4088	T624002073	TEMP	RSV Roswell ML - Border Station #1	FP-NMG Transm Specific-Replace	368.0	$ -	$ -	$ -	$ -	$ -	$ -	$ -
4089	T624002073	TEMP	RSV Roswell ML - Border Station #1	FP-NMG Transm Specific-Replace	369.0	$ -	$ -	$ -	$ -	$ -	$ -	$ -
4090	T624002074	TEMP	RSV Roswell ML - Red Lake Take Off	FP-NMG Transm Specific-Replace	367.1	$ -	$ -	$ -	$ -	$ -	$ -	$ -
4091	T624002074	TEMP	RSV Roswell ML - Red Lake Take Off	FP-NMG Transm Specific-Replace	368.0	$ -	$ -	$ -	$ -	$ -	$ -	$ -

NEW MEXICO GAS COMPANY, INC.

Plant Gross Activity
Base Period - 12 Months Ending March 31, 2023
Future Test Year - 12 Months Ending September 30, 2025

	A	B	C	D	E	M	N	O	P	Q	R	S	T
3	Investment Number	FP Number	Investment Name	FP Type	FERC Account	11/30/2023	12/31/2023	1/31/2024	2/29/2024	3/31/2024	4/30/2024	5/31/2024	6/30/2024
4036	T601002056	TEMP	Internal Corrosion Monitoring at EPNG Wingate	FP-NMG Transm Specifics-New	367.1	$ -	$ -	$ -	$ -	$ -	$ -	$ -	$ -
4037	T601002056	TEMP	Internal Corrosion Monitoring at EPNG Wingate	FP-NMG Transm Specifics-New	368.0	$ -	$ -	$ -	$ -	$ -	$ -	$ -	$ -
4038	T601002056	TEMP	Internal Corrosion Monitoring at EPNG Wingate	FP-NMG Transm Specifics-New	369.0	$ -	$ -	$ -	$ -	$ -	$ -	$ -	$ -
4039	T601002057	TEMP	Internal Corrosion Monitoring at EPNG KTZ	FP-NMG Transm Specifics-New	367.1	$ -	$ -	$ -	$ -	$ -	$ -	$ -	$ -
4040	T601002057	TEMP	Internal Corrosion Monitoring at EPNG KTZ	FP-NMG Transm Specifics-New	368.0	$ -	$ -	$ -	$ -	$ -	$ -	$ -	$ -
4041	T601002057	TEMP	Internal Corrosion Monitoring at EPNG KTZ	FP-NMG Transm Specifics-New	369.0	$ -	$ -	$ -	$ -	$ -	$ -	$ -	$ -
4042	T601002058	TEMP	Internal Corrosion Monitoring at EPNG Rio Puerco	FP-NMG Transm Specifics-New	367.1	$ -	$ -	$ -	$ -	$ -	$ -	$ -	$ -
4043	T601002058	TEMP	Internal Corrosion Monitoring at EPNG Rio Puerco	FP-NMG Transm Specifics-New	368.0	$ -	$ -	$ -	$ -	$ -	$ -	$ -	$ -
4044	T601002058	TEMP	Internal Corrosion Monitoring at EPNG Rio Puerco	FP-NMG Transm Specifics-New	369.0	$ -	$ -	$ -	$ -	$ -	$ -	$ -	$ -
4045	T601002059	TEMP	Internal Corrosion Monitoring at Gallup #1	FP-NMG Transm Specifics-New	367.1	$ -	$ -	$ -	$ -	$ -	$ -	$ -	$ -
4046	T601002059	TEMP	Internal Corrosion Monitoring at Gallup #1	FP-NMG Transm Specifics-New	368.0	$ -	$ -	$ -	$ -	$ -	$ -	$ -	$ -
4047	T601002059	TEMP	Internal Corrosion Monitoring at Gallup #1	FP-NMG Transm Specifics-New	369.0	$ -	$ -	$ -	$ -	$ -	$ -	$ -	$ -
4048	T601002060	TEMP	Internal Corrosion Monitoring at Gallup #2	FP-NMG Transm Specifics-New	367.1	$ -	$ -	$ -	$ -	$ -	$ -	$ -	$ -
4049	T601002060	TEMP	Internal Corrosion Monitoring at Gallup #2	FP-NMG Transm Specifics-New	368.0	$ -	$ -	$ -	$ -	$ -	$ -	$ -	$ -
4050	T601002060	TEMP	Internal Corrosion Monitoring at Gallup #2	FP-NMG Transm Specifics-New	369.0	$ -	$ -	$ -	$ -	$ -	$ -	$ -	$ -
4051	T601002061	TEMP	Internal Corrosion Monitoring at EPNG 30th Street	FP-NMG Transm Specifics-New	367.1	$ -	$ -	$ -	$ -	$ -	$ -	$ -	$ -
4052	T601002061	TEMP	Internal Corrosion Monitoring at EPNG 30th Street	FP-NMG Transm Specifics-New	368.0	$ -	$ -	$ -	$ -	$ -	$ -	$ -	$ -
4053	T601002061	TEMP	Internal Corrosion Monitoring at EPNG 30th Street	FP-NMG Transm Specifics-New	369.0	$ -	$ -	$ -	$ -	$ -	$ -	$ -	$ -
4054	T601002062	TEMP	Internal Corrosion Monitoring at TW Farwell	FP-NMG Transm Specifics-New	367.1	$ -	$ -	$ -	$ -	$ -	$ -	$ -	$ -
4055	T601002062	TEMP	Internal Corrosion Monitoring at TW Farwell	FP-NMG Transm Specifics-New	368.0	$ -	$ -	$ -	$ -	$ -	$ -	$ -	$ -
4056	T601002062	TEMP	Internal Corrosion Monitoring at TW Farwell	FP-NMG Transm Specifics-New	369.0	$ -	$ -	$ -	$ -	$ -	$ -	$ -	$ -
4057	T601002063	TEMP	Internal Corrosion Monitoring at TW Monument	FP-NMG Transm Specifics-New	367.1	$ -	$ -	$ -	$ -	$ -	$ -	$ -	$ -
4058	T601002063	TEMP	Internal Corrosion Monitoring at TW Monument	FP-NMG Transm Specifics-New	368.0	$ -	$ -	$ -	$ -	$ -	$ -	$ -	$ -
4059	T601002063	TEMP	Internal Corrosion Monitoring at TW Monument	FP-NMG Transm Specifics-New	369.0	$ -	$ -	$ -	$ -	$ -	$ -	$ -	$ -
4060	T601002064	TEMP	Internal Corrosion Monitoring at TW Blanco Hub	FP-NMG Transm Specifics-New	367.1	$ -	$ -	$ -	$ -	$ -	$ -	$ -	$ -
4061	T601002064	TEMP	Internal Corrosion Monitoring at TW Blanco Hub	FP-NMG Transm Specifics-New	368.0	$ -	$ -	$ -	$ -	$ -	$ -	$ -	$ -
4062	T601002064	TEMP	Internal Corrosion Monitoring at TW Blanco Hub	FP-NMG Transm Specifics-New	369.0	$ -	$ -	$ -	$ -	$ -	$ -	$ -	$ -
4063	T601002065	TEMP	Internal Corrosion Monitoring at WFS Kutz	FP-NMG Transm Specifics-New	367.1	$ -	$ -	$ -	$ -	$ -	$ -	$ -	$ -
4064	T601002065	TEMP	Internal Corrosion Monitoring at WFS Kutz	FP-NMG Transm Specifics-New	368.0	$ -	$ -	$ -	$ -	$ -	$ -	$ -	$ -
4065	T601002065	TEMP	Internal Corrosion Monitoring at WFS Kutz	FP-NMG Transm Specifics-New	369.0	$ -	$ -	$ -	$ -	$ -	$ -	$ -	$ -
4066	T601002066	TEMP	internal Corrosion Monitoring at TW Chavez	FP-NMG Transm Specifics-New	367.1	$ -	$ -	$ -	$ -	$ -	$ -	$ -	$ -
4067	T601002066	TEMP	internal Corrosion Monitoring at TW Chavez	FP-NMG Transm Specifics-New	368.0	$ -	$ -	$ -	$ -	$ -	$ -	$ -	$ -
4068	T601002066	TEMP	internal Corrosion Monitoring at TW Chavez	FP-NMG Transm Specifics-New	369.0	$ -	$ -	$ -	$ -	$ -	$ -	$ -	$ -
4069	T601002067	TEMP	Internal Corrosion Monitoring at TW Dexter	FP-NMG Transm Specifics-New	367.1	$ -	$ -	$ -	$ -	$ -	$ -	$ -	$ -
4070	T601002067	TEMP	Internal Corrosion Monitoring at TW Dexter	FP-NMG Transm Specifics-New	368.0	$ -	$ -	$ -	$ -	$ -	$ -	$ -	$ -
4071	T601002067	TEMP	Internal Corrosion Monitoring at TW Dexter	FP-NMG Transm Specifics-New	369.0	$ -	$ -	$ -	$ -	$ -	$ -	$ -	$ -
4072	T601002068	TEMP	Internal Corrosion Monitoring at Frontier Maljamar	FP-NMG Transm Specifics-New	367.1	$ -	$ -	$ -	$ -	$ -	$ -	$ -	$ -
4073	T601002068	TEMP	Internal Corrosion Monitoring at Frontier Maljamar	FP-NMG Transm Specifics-New	368.0	$ -	$ -	$ -	$ -	$ -	$ -	$ -	$ -
4074	T601002068	TEMP	Internal Corrosion Monitoring at Frontier Maljamar	FP-NMG Transm Specifics-New	369.0	$ -	$ -	$ -	$ -	$ -	$ -	$ -	$ -
4075	T601002069	TEMP	Internal Corrosion Monitoring at DCP Eunice	FP-NMG Transm Specifics-New	367.1	$ -	$ -	$ -	$ -	$ -	$ -	$ -	$ -
4076	T601002069	TEMP	Internal Corrosion Monitoring at DCP Eunice	FP-NMG Transm Specifics-New	368.0	$ -	$ -	$ -	$ -	$ -	$ -	$ -	$ -
4077	T601002069	TEMP	Internal Corrosion Monitoring at DCP Eunice	FP-NMG Transm Specifics-New	369.0	$ -	$ -	$ -	$ -	$ -	$ -	$ -	$ -
4078	T601002070	TEMP	Internal Corrosion Monitoring at WTG Clayton	FP-NMG Transm Specifics-New	367.1	$ -	$ -	$ -	$ -	$ -	$ -	$ -	$ -
4079	T601002070	TEMP	Internal Corrosion Monitoring at WTG Clayton	FP-NMG Transm Specifics-New	368.0	$ -	$ -	$ -	$ -	$ -	$ -	$ -	$ -
4080	T601002070	TEMP	Internal Corrosion Monitoring at WTG Clayton	FP-NMG Transm Specifics-New	369.0	$ -	$ -	$ -	$ -	$ -	$ -	$ -	$ -
4081	T601002071	TEMP	Internal Corrosion Monitoring at TW Thompson	FP-NMG Transm Specifics-New	367.1	$ -	$ -	$ -	$ -	$ -	$ -	$ -	$ -
4082	T601002071	TEMP	Internal Corrosion Monitoring at TW Thompson	FP-NMG Transm Specifics-New	368.0	$ -	$ -	$ -	$ -	$ -	$ -	$ -	$ -
4083	T601002071	TEMP	Internal Corrosion Monitoring at TW Thompson	FP-NMG Transm Specifics-New	369.0	$ -	$ -	$ -	$ -	$ -	$ -	$ -	$ -
4084	T601002072	TEMP	Internal Corrosion Monitoring at Kolb ie. Elgin Biogas	FP-NMG Transm Specifics-New	367.1	$ -	$ -	$ -	$ -	$ -	$ -	$ -	$ -
4085	T601002072	TEMP	Internal Corrosion Monitoring at Kolb ie. Elgin Biogas	FP-NMG Transm Specifics-New	368.0	$ -	$ -	$ -	$ -	$ -	$ -	$ -	$ -
4086	T601002072	TEMP	Internal Corrosion Monitoring at Kolb ie. Elgin Biogas	FP-NMG Transm Specifics-New	369.0	$ -	$ -	$ -	$ -	$ -	$ -	$ -	$ -
4087	T624002073	TEMP	RSV Roswell ML - Border Station #1	FP-NMG Transm Specific-Replace	367.1	$ -	$ -	$ -	$ -	$ -	$ -	$ -	$ -
4088	T624002073	TEMP	RSV Roswell ML - Border Station #1	FP-NMG Transm Specific-Replace	368.0	$ -	$ -	$ -	$ -	$ -	$ -	$ -	$ -
4089	T624002073	TEMP	RSV Roswell ML - Border Station #1	FP-NMG Transm Specific-Replace	369.0	$ -	$ -	$ -	$ -	$ -	$ -	$ -	$ -
4090	T624002074	TEMP	RSV Roswell ML - Red Lake Take Off	FP-NMG Transm Specific-Replace	367.1	$ -	$ -	$ -	$ -	$ -	$ -	$ -	$ -
4091	T624002074	TEMP	RSV Roswell ML - Red Lake Take Off	FP-NMG Transm Specific-Replace	368.0	$ -	$ -	$ -	$ -	$ -	$ -	$ -	$ -

NEW MEXICO GAS COMPANY, INC.

Plant Gross Activity
Base Period - 12 Months Ending March 31, 2023
Future Test Year - 12 Months Ending September 30, 2025

	A	B	C	D	E	U	V	W	X	Y	Z	AA
3	Investment Number	FP Number	Investment Name	FP Type	FERC Account	7/31/2024	8/31/2024	9/30/2024	10/31/2024	11/30/2024	12/31/2024	1/31/2025
4036	T601002056	TEMP	Internal Corrosion Monitoring at EPNG Wingate	FP-NMG Transm Specifics-New	367.1	$ -	$ -	$ -	$ -	$ -	$ -	$ -
4037	T601002056	TEMP	Internal Corrosion Monitoring at EPNG Wingate	FP-NMG Transm Specifics-New	368.0	$ -	$ -	$ -	$ -	$ -	$ -	$ -
4038	T601002056	TEMP	Internal Corrosion Monitoring at EPNG Wingate	FP-NMG Transm Specifics-New	369.0	$ -	$ -	$ -	$ -	$ -	$ -	$ -
4039	T601002057	TEMP	Internal Corrosion Monitoring at EPNG KTZ	FP-NMG Transm Specifics-New	367.1	$ -	$ -	$ -	$ -	$ -	$ -	$ -
4040	T601002057	TEMP	Internal Corrosion Monitoring at EPNG KTZ	FP-NMG Transm Specifics-New	368.0	$ -	$ -	$ -	$ -	$ -	$ -	$ -
4041	T601002057	TEMP	Internal Corrosion Monitoring at EPNG KTZ	FP-NMG Transm Specifics-New	369.0	$ -	$ -	$ -	$ -	$ -	$ -	$ -
4042	T601002058	TEMP	Internal Corrosion Monitoring at EPNG Rio Puerco	FP-NMG Transm Specifics-New	367.1	$ -	$ -	$ -	$ -	$ -	$ -	$ -
4043	T601002058	TEMP	Internal Corrosion Monitoring at EPNG Rio Puerco	FP-NMG Transm Specifics-New	368.0	$ -	$ -	$ -	$ -	$ -	$ -	$ -
4044	T601002058	TEMP	Internal Corrosion Monitoring at EPNG Rio Puerco	FP-NMG Transm Specifics-New	369.0	$ -	$ -	$ -	$ -	$ -	$ -	$ -
4045	T601002059	TEMP	Internal Corrosion Monitoring at Gallup #1	FP-NMG Transm Specifics-New	367.1	$ -	$ -	$ -	$ -	$ -	$ -	$ -
4046	T601002059	TEMP	Internal Corrosion Monitoring at Gallup #1	FP-NMG Transm Specifics-New	368.0	$ -	$ -	$ -	$ -	$ -	$ -	$ -
4047	T601002059	TEMP	Internal Corrosion Monitoring at Gallup #1	FP-NMG Transm Specifics-New	369.0	$ -	$ -	$ -	$ -	$ -	$ -	$ -
4048	T601002060	TEMP	Internal Corrosion Monitoring at Gallup #2	FP-NMG Transm Specifics-New	367.1	$ -	$ -	$ -	$ -	$ -	$ -	$ -
4049	T601002060	TEMP	Internal Corrosion Monitoring at Gallup #2	FP-NMG Transm Specifics-New	368.0	$ -	$ -	$ -	$ -	$ -	$ -	$ -
4050	T601002060	TEMP	Internal Corrosion Monitoring at Gallup #2	FP-NMG Transm Specifics-New	369.0	$ -	$ -	$ -	$ -	$ -	$ -	$ -
4051	T601002061	TEMP	Internal Corrosion Monitoring at EPNG 30th Street	FP-NMG Transm Specifics-New	367.1	$ -	$ -	$ -	$ -	$ -	$ -	$ -
4052	T601002061	TEMP	Internal Corrosion Monitoring at EPNG 30th Street	FP-NMG Transm Specifics-New	368.0	$ -	$ -	$ -	$ -	$ -	$ -	$ -
4053	T601002061	TEMP	Internal Corrosion Monitoring at EPNG 30th Street	FP-NMG Transm Specifics-New	369.0	$ -	$ -	$ -	$ -	$ -	$ -	$ -
4054	T601002062	TEMP	Internal Corrosion Monitoring at TW Farwell	FP-NMG Transm Specifics-New	367.1	$ -	$ -	$ -	$ -	$ -	$ -	$ -
4055	T601002062	TEMP	Internal Corrosion Monitoring at TW Farwell	FP-NMG Transm Specifics-New	368.0	$ -	$ -	$ -	$ -	$ -	$ -	$ -
4056	T601002062	TEMP	Internal Corrosion Monitoring at TW Farwell	FP-NMG Transm Specifics-New	369.0	$ -	$ -	$ -	$ -	$ -	$ -	$ -
4057	T601002063	TEMP	Internal Corrosion Monitoring at TW Monument	FP-NMG Transm Specifics-New	367.1	$ -	$ -	$ -	$ -	$ -	$ -	$ -
4058	T601002063	TEMP	Internal Corrosion Monitoring at TW Monument	FP-NMG Transm Specifics-New	368.0	$ -	$ -	$ -	$ -	$ -	$ -	$ -
4059	T601002063	TEMP	Internal Corrosion Monitoring at TW Monument	FP-NMG Transm Specifics-New	369.0	$ -	$ -	$ -	$ -	$ -	$ -	$ -
4060	T601002064	TEMP	Internal Corrosion Monitoring at TW Blanco Hub	FP-NMG Transm Specifics-New	367.1	$ -	$ -	$ -	$ -	$ -	$ -	$ -
4061	T601002064	TEMP	Internal Corrosion Monitoring at TW Blanco Hub	FP-NMG Transm Specifics-New	368.0	$ -	$ -	$ -	$ -	$ -	$ -	$ -
4062	T601002064	TEMP	Internal Corrosion Monitoring at TW Blanco Hub	FP-NMG Transm Specifics-New	369.0	$ -	$ -	$ -	$ -	$ -	$ -	$ -
4063	T601002065	TEMP	Internal Corrosion Monitoring at WFS Kutz	FP-NMG Transm Specifics-New	367.1	$ -	$ -	$ -	$ -	$ -	$ -	$ -
4064	T601002065	TEMP	Internal Corrosion Monitoring at WFS Kutz	FP-NMG Transm Specifics-New	368.0	$ -	$ -	$ -	$ -	$ -	$ -	$ -
4065	T601002065	TEMP	Internal Corrosion Monitoring at WFS Kutz	FP-NMG Transm Specifics-New	369.0	$ -	$ -	$ -	$ -	$ -	$ -	$ -
4066	T601002066	TEMP	internal Corrosion Monitoring at TW Chavez	FP-NMG Transm Specifics-New	367.1	$ -	$ -	$ -	$ -	$ -	$ -	$ -
4067	T601002066	TEMP	internal Corrosion Monitoring at TW Chavez	FP-NMG Transm Specifics-New	368.0	$ -	$ -	$ -	$ -	$ -	$ -	$ -
4068	T601002066	TEMP	internal Corrosion Monitoring at TW Chavez	FP-NMG Transm Specifics-New	369.0	$ -	$ -	$ -	$ -	$ -	$ -	$ -
4069	T601002067	TEMP	Internal Corrosion Monitoring at TW Dexter	FP-NMG Transm Specifics-New	367.1	$ -	$ -	$ -	$ -	$ -	$ -	$ -
4070	T601002067	TEMP	Internal Corrosion Monitoring at TW Dexter	FP-NMG Transm Specifics-New	368.0	$ -	$ -	$ -	$ -	$ -	$ -	$ -
4071	T601002067	TEMP	Internal Corrosion Monitoring at TW Dexter	FP-NMG Transm Specifics-New	369.0	$ -	$ -	$ -	$ -	$ -	$ -	$ -
4072	T601002068	TEMP	Internal Corrosion Monitoring at Frontier Maljamar	FP-NMG Transm Specifics-New	367.1	$ -	$ -	$ -	$ -	$ -	$ -	$ -
4073	T601002068	TEMP	Internal Corrosion Monitoring at Frontier Maljamar	FP-NMG Transm Specifics-New	368.0	$ -	$ -	$ -	$ -	$ -	$ -	$ -
4074	T601002068	TEMP	Internal Corrosion Monitoring at Frontier Maljamar	FP-NMG Transm Specifics-New	369.0	$ -	$ -	$ -	$ -	$ -	$ -	$ -
4075	T601002069	TEMP	Internal Corrosion Monitoring at DCP Eunice	FP-NMG Transm Specifics-New	367.1	$ -	$ -	$ -	$ -	$ -	$ -	$ -
4076	T601002069	TEMP	Internal Corrosion Monitoring at DCP Eunice	FP-NMG Transm Specifics-New	368.0	$ -	$ -	$ -	$ -	$ -	$ -	$ -
4077	T601002069	TEMP	Internal Corrosion Monitoring at DCP Eunice	FP-NMG Transm Specifics-New	369.0	$ -	$ -	$ -	$ -	$ -	$ -	$ -
4078	T601002070	TEMP	Internal Corrosion Monitoring at WTG Clayton	FP-NMG Transm Specifics-New	367.1	$ -	$ -	$ -	$ -	$ -	$ -	$ -
4079	T601002070	TEMP	Internal Corrosion Monitoring at WTG Clayton	FP-NMG Transm Specifics-New	368.0	$ -	$ -	$ -	$ -	$ -	$ -	$ -
4080	T601002070	TEMP	Internal Corrosion Monitoring at WTG Clayton	FP-NMG Transm Specifics-New	369.0	$ -	$ -	$ -	$ -	$ -	$ -	$ -
4081	T601002071	TEMP	Internal Corrosion Monitoring at TW Thompson	FP-NMG Transm Specifics-New	367.1	$ -	$ -	$ -	$ -	$ -	$ -	$ -
4082	T601002071	TEMP	Internal Corrosion Monitoring at TW Thompson	FP-NMG Transm Specifics-New	368.0	$ -	$ -	$ -	$ -	$ -	$ -	$ -
4083	T601002071	TEMP	Internal Corrosion Monitoring at TW Thompson	FP-NMG Transm Specifics-New	369.0	$ -	$ -	$ -	$ -	$ -	$ -	$ -
4084	T601002072	TEMP	Internal Corrosion Monitoring at Kolb ie. Elgin Biogas	FP-NMG Transm Specifics-New	367.1	$ -	$ -	$ -	$ -	$ -	$ -	$ -
4085	T601002072	TEMP	Internal Corrosion Monitoring at Kolb ie. Elgin Biogas	FP-NMG Transm Specifics-New	368.0	$ -	$ -	$ -	$ -	$ -	$ -	$ -
4086	T601002072	TEMP	Internal Corrosion Monitoring at Kolb ie. Elgin Biogas	FP-NMG Transm Specifics-New	369.0	$ -	$ -	$ -	$ -	$ -	$ -	$ -
4087	T624002073	TEMP	RSV Roswell ML - Border Station #1	FP-NMG Transm Specific-Replace	367.1	$ -	$ -	$ -	$ -	$ -	$ -	$ -
4088	T624002073	TEMP	RSV Roswell ML - Border Station #1	FP-NMG Transm Specific-Replace	368.0	$ -	$ -	$ -	$ -	$ -	$ -	$ -
4089	T624002073	TEMP	RSV Roswell ML - Border Station #1	FP-NMG Transm Specific-Replace	369.0	$ -	$ -	$ -	$ -	$ -	$ -	$ -
4090	T624002074	TEMP	RSV Roswell ML - Red Lake Take Off	FP-NMG Transm Specific-Replace	367.1	$ -	$ -	$ -	$ -	$ -	$ -	$ -
4091	T624002074	TEMP	RSV Roswell ML - Red Lake Take Off	FP-NMG Transm Specific-Replace	368.0	$ -	$ -	$ -	$ -	$ -	$ -	$ -

NEW MEXICO GAS COMPANY, INC.

Plant Gross Activity
Base Period - 12 Months Ending March 31, 2023
Future Test Year - 12 Months Ending September 30, 2025

	A	B	C	D	E	AB	AC	AD	AE	AF	AG	AH	AI
3	Investment Number	FP Number	Investment Name	FP Type	FERC Account	2/28/2025	3/31/2025	4/30/2025	5/31/2025	6/30/2025	7/31/2025	8/31/2025	9/30/2025
4036	T601002056	TEMP	Internal Corrosion Monitoring at EPNG Wingate	FP-NMG Transm Specifics-New	367.1	$ -	$ -	$ -	$ -	$ -	$ -	$ -	$ -
4037	T601002056	TEMP	Internal Corrosion Monitoring at EPNG Wingate	FP-NMG Transm Specifics-New	368.0	$ -	$ -	$ -	$ -	$ -	$ -	$ -	$ -
4038	T601002056	TEMP	Internal Corrosion Monitoring at EPNG Wingate	FP-NMG Transm Specifics-New	369.0	$ -	$ -	$ -	$ -	$ -	$ -	$ -	$ -
4039	T601002057	TEMP	Internal Corrosion Monitoring at EPNG KTZ	FP-NMG Transm Specifics-New	367.1	$ -	$ -	$ -	$ -	$ -	$ -	$ -	$ -
4040	T601002057	TEMP	Internal Corrosion Monitoring at EPNG KTZ	FP-NMG Transm Specifics-New	368.0	$ -	$ -	$ -	$ -	$ -	$ -	$ -	$ -
4041	T601002057	TEMP	Internal Corrosion Monitoring at EPNG KTZ	FP-NMG Transm Specifics-New	369.0	$ -	$ -	$ -	$ -	$ -	$ -	$ -	$ -
4042	T601002058	TEMP	Internal Corrosion Monitoring at EPNG Rio Puerco	FP-NMG Transm Specifics-New	367.1	$ -	$ -	$ -	$ -	$ -	$ -	$ -	$ -
4043	T601002058	TEMP	Internal Corrosion Monitoring at EPNG Rio Puerco	FP-NMG Transm Specifics-New	368.0	$ -	$ -	$ -	$ -	$ -	$ -	$ -	$ -
4044	T601002058	TEMP	Internal Corrosion Monitoring at EPNG Rio Puerco	FP-NMG Transm Specifics-New	369.0	$ -	$ -	$ -	$ -	$ -	$ -	$ -	$ -
4045	T601002059	TEMP	Internal Corrosion Monitoring at Gallup #1	FP-NMG Transm Specifics-New	367.1	$ -	$ -	$ -	$ -	$ -	$ -	$ -	$ -
4046	T601002059	TEMP	Internal Corrosion Monitoring at Gallup #1	FP-NMG Transm Specifics-New	368.0	$ -	$ -	$ -	$ -	$ -	$ -	$ -	$ -
4047	T601002059	TEMP	Internal Corrosion Monitoring at Gallup #1	FP-NMG Transm Specifics-New	369.0	$ -	$ -	$ -	$ -	$ -	$ -	$ -	$ -
4048	T601002060	TEMP	Internal Corrosion Monitoring at Gallup #2	FP-NMG Transm Specifics-New	367.1	$ -	$ -	$ -	$ -	$ -	$ -	$ -	$ -
4049	T601002060	TEMP	Internal Corrosion Monitoring at Gallup #2	FP-NMG Transm Specifics-New	368.0	$ -	$ -	$ -	$ -	$ -	$ -	$ -	$ -
4050	T601002060	TEMP	Internal Corrosion Monitoring at Gallup #2	FP-NMG Transm Specifics-New	369.0	$ -	$ -	$ -	$ -	$ -	$ -	$ -	$ -
4051	T601002061	TEMP	Internal Corrosion Monitoring at EPNG 30th Street	FP-NMG Transm Specifics-New	367.1	$ -	$ -	$ -	$ -	$ -	$ -	$ -	$ -
4052	T601002061	TEMP	Internal Corrosion Monitoring at EPNG 30th Street	FP-NMG Transm Specifics-New	368.0	$ -	$ -	$ -	$ -	$ -	$ -	$ -	$ -
4053	T601002061	TEMP	Internal Corrosion Monitoring at EPNG 30th Street	FP-NMG Transm Specifics-New	369.0	$ -	$ -	$ -	$ -	$ -	$ -	$ -	$ -
4054	T601002062	TEMP	Internal Corrosion Monitoring at TW Farwell	FP-NMG Transm Specifics-New	367.1	$ -	$ -	$ -	$ -	$ -	$ -	$ -	$ -
4055	T601002062	TEMP	Internal Corrosion Monitoring at TW Farwell	FP-NMG Transm Specifics-New	368.0	$ -	$ -	$ -	$ -	$ -	$ -	$ -	$ -
4056	T601002062	TEMP	Internal Corrosion Monitoring at TW Farwell	FP-NMG Transm Specifics-New	369.0	$ -	$ -	$ -	$ -	$ -	$ -	$ -	$ -
4057	T601002063	TEMP	Internal Corrosion Monitoring at TW Monument	FP-NMG Transm Specifics-New	367.1	$ -	$ -	$ -	$ -	$ -	$ -	$ -	$ -
4058	T601002063	TEMP	Internal Corrosion Monitoring at TW Monument	FP-NMG Transm Specifics-New	368.0	$ -	$ -	$ -	$ -	$ -	$ -	$ -	$ -
4059	T601002063	TEMP	Internal Corrosion Monitoring at TW Monument	FP-NMG Transm Specifics-New	369.0	$ -	$ -	$ -	$ -	$ -	$ -	$ -	$ -
4060	T601002064	TEMP	Internal Corrosion Monitoring at TW Blanco Hub	FP-NMG Transm Specifics-New	367.1	$ -	$ -	$ -	$ -	$ -	$ -	$ -	$ -
4061	T601002064	TEMP	Internal Corrosion Monitoring at TW Blanco Hub	FP-NMG Transm Specifics-New	368.0	$ -	$ -	$ -	$ -	$ -	$ -	$ -	$ -
4062	T601002064	TEMP	Internal Corrosion Monitoring at TW Blanco Hub	FP-NMG Transm Specifics-New	369.0	$ -	$ -	$ -	$ -	$ -	$ -	$ -	$ -
4063	T601002065	TEMP	Internal Corrosion Monitoring at WFS Kutz	FP-NMG Transm Specifics-New	367.1	$ -	$ -	$ -	$ -	$ -	$ -	$ -	$ -
4064	T601002065	TEMP	Internal Corrosion Monitoring at WFS Kutz	FP-NMG Transm Specifics-New	368.0	$ -	$ -	$ -	$ -	$ -	$ -	$ -	$ -
4065	T601002065	TEMP	Internal Corrosion Monitoring at WFS Kutz	FP-NMG Transm Specifics-New	369.0	$ -	$ -	$ -	$ -	$ -	$ -	$ -	$ -
4066	T601002066	TEMP	internal Corrosion Monitoring at TW Chavez	FP-NMG Transm Specifics-New	367.1	$ -	$ -	$ -	$ -	$ -	$ -	$ -	$ -
4067	T601002066	TEMP	internal Corrosion Monitoring at TW Chavez	FP-NMG Transm Specifics-New	368.0	$ -	$ -	$ -	$ -	$ -	$ -	$ -	$ -
4068	T601002066	TEMP	internal Corrosion Monitoring at TW Chavez	FP-NMG Transm Specifics-New	369.0	$ -	$ -	$ -	$ -	$ -	$ -	$ -	$ -
4069	T601002067	TEMP	Internal Corrosion Monitoring at TW Dexter	FP-NMG Transm Specifics-New	367.1	$ -	$ -	$ -	$ -	$ -	$ -	$ -	$ -
4070	T601002067	TEMP	Internal Corrosion Monitoring at TW Dexter	FP-NMG Transm Specifics-New	368.0	$ -	$ -	$ -	$ -	$ -	$ -	$ -	$ -
4071	T601002067	TEMP	Internal Corrosion Monitoring at TW Dexter	FP-NMG Transm Specifics-New	369.0	$ -	$ -	$ -	$ -	$ -	$ -	$ -	$ -
4072	T601002068	TEMP	Internal Corrosion Monitoring at Frontier Maljamar	FP-NMG Transm Specifics-New	367.1	$ -	$ -	$ -	$ -	$ -	$ -	$ -	$ -
4073	T601002068	TEMP	Internal Corrosion Monitoring at Frontier Maljamar	FP-NMG Transm Specifics-New	368.0	$ -	$ -	$ -	$ -	$ -	$ -	$ -	$ -
4074	T601002068	TEMP	Internal Corrosion Monitoring at Frontier Maljamar	FP-NMG Transm Specifics-New	369.0	$ -	$ -	$ -	$ -	$ -	$ -	$ -	$ -
4075	T601002069	TEMP	Internal Corrosion Monitoring at DCP Eunice	FP-NMG Transm Specifics-New	367.1	$ -	$ -	$ -	$ -	$ -	$ -	$ -	$ -
4076	T601002069	TEMP	Internal Corrosion Monitoring at DCP Eunice	FP-NMG Transm Specifics-New	368.0	$ -	$ -	$ -	$ -	$ -	$ -	$ -	$ -
4077	T601002069	TEMP	Internal Corrosion Monitoring at DCP Eunice	FP-NMG Transm Specifics-New	369.0	$ -	$ -	$ -	$ -	$ -	$ -	$ -	$ -
4078	T601002070	TEMP	Internal Corrosion Monitoring at WTG Clayton	FP-NMG Transm Specifics-New	367.1	$ -	$ -	$ -	$ -	$ -	$ -	$ -	$ -
4079	T601002070	TEMP	Internal Corrosion Monitoring at WTG Clayton	FP-NMG Transm Specifics-New	368.0	$ -	$ -	$ -	$ -	$ -	$ -	$ -	$ -
4080	T601002070	TEMP	Internal Corrosion Monitoring at WTG Clayton	FP-NMG Transm Specifics-New	369.0	$ -	$ -	$ -	$ -	$ -	$ -	$ -	$ -
4081	T601002071	TEMP	Internal Corrosion Monitoring at TW Thompson	FP-NMG Transm Specifics-New	367.1	$ -	$ -	$ -	$ -	$ -	$ -	$ -	$ -
4082	T601002071	TEMP	Internal Corrosion Monitoring at TW Thompson	FP-NMG Transm Specifics-New	368.0	$ -	$ -	$ -	$ -	$ -	$ -	$ -	$ -
4083	T601002071	TEMP	Internal Corrosion Monitoring at TW Thompson	FP-NMG Transm Specifics-New	369.0	$ -	$ -	$ -	$ -	$ -	$ -	$ -	$ -
4084	T601002072	TEMP	Internal Corrosion Monitoring at Kolb ie. Elgin Biogas	FP-NMG Transm Specifics-New	367.1	$ -	$ -	$ -	$ -	$ -	$ -	$ -	$ -
4085	T601002072	TEMP	Internal Corrosion Monitoring at Kolb ie. Elgin Biogas	FP-NMG Transm Specifics-New	368.0	$ -	$ -	$ -	$ -	$ -	$ -	$ -	$ -
4086	T601002072	TEMP	Internal Corrosion Monitoring at Kolb ie. Elgin Biogas	FP-NMG Transm Specifics-New	369.0	$ -	$ -	$ -	$ -	$ -	$ -	$ -	$ -
4087	T624002073	TEMP	RSV Roswell ML - Border Station #1	FP-NMG Transm Specific-Replace	367.1	$ -	$ -	$ -	$ -	$ -	$ -	$ -	$ -
4088	T624002073	TEMP	RSV Roswell ML - Border Station #1	FP-NMG Transm Specific-Replace	368.0	$ -	$ -	$ -	$ -	$ -	$ -	$ -	$ -
4089	T624002073	TEMP	RSV Roswell ML - Border Station #1	FP-NMG Transm Specific-Replace	369.0	$ -	$ -	$ -	$ -	$ -	$ -	$ -	$ -
4090	T624002074	TEMP	RSV Roswell ML - Red Lake Take Off	FP-NMG Transm Specific-Replace	367.1	$ -	$ -	$ -	$ -	$ -	$ -	$ -	$ -
4091	T624002074	TEMP	RSV Roswell ML - Red Lake Take Off	FP-NMG Transm Specific-Replace	368.0	$ -	$ -	$ -	$ -	$ -	$ -	$ -	$ -

NEW MEXICO GAS COMPANY, INC.

Plant Gross Activity
Base Period - 12 Months Ending March 31, 2023
Future Test Year - 12 Months Ending September 30, 2025

	A	B	C	D	E	F	G	H	I	J	K	L
3	Investment Number	FP Number	Investment Name	FP Type	FERC Account	4/30/2023	5/31/2023	6/30/2023	7/31/2023	8/31/2023	9/30/2023	10/31/2023
4092	T624002074	TEMP	RSV Roswell ML - Red Lake Take Off	FP-NMG Transm Specific-Replace	369.0	$ -	$ -	$ -	$ -	$ -	$ -	$ -
4093	667002075	NEW-15686	Taos Service Center Roof Replacement & AC unit	FP-NMG Land_Structures&Improven	390.0	$ -	$ -	$ -	$ -	$ -	$ -	$ -
4094	T624002076	TEMP	RSV 8in Artesia ML - Eastside Pecos BV	FP-NMG Transm Specific-Replace	367.1	$ -	$ -	$ -	$ -	$ -	$ -	$ -
4095	T624002076	TEMP	RSV 8in Artesia ML - Eastside Pecos BV	FP-NMG Transm Specific-Replace	368.0	$ -	$ -	$ -	$ -	$ -	$ -	$ -
4096	T624002076	TEMP	RSV 8in Artesia ML - Eastside Pecos BV	FP-NMG Transm Specific-Replace	369.0	$ -	$ -	$ -	$ -	$ -	$ -	$ -
4097	T624002077	TEMP	RSV 8in Artesia ML - Red Lake Take Off	FP-NMG Transm Specific-Replace	367.1	$ -	$ -	$ -	$ -	$ -	$ -	$ -
4098	T624002077	TEMP	RSV 8in Artesia ML - Red Lake Take Off	FP-NMG Transm Specific-Replace	368.0	$ -	$ -	$ -	$ -	$ -	$ -	$ -
4099	T624002077	TEMP	RSV 8in Artesia ML - Red Lake Take Off	FP-NMG Transm Specific-Replace	369.0	$ -	$ -	$ -	$ -	$ -	$ -	$ -
4100	T624002078	TEMP	RSV 8in Artesia ML - Artesia Border Station	FP-NMG Transm Specific-Replace	367.1	$ -	$ -	$ -	$ -	$ -	$ -	$ -
4101	T624002078	TEMP	RSV 8in Artesia ML - Artesia Border Station	FP-NMG Transm Specific-Replace	368.0	$ -	$ -	$ -	$ -	$ -	$ -	$ -
4102	T624002078	TEMP	RSV 8in Artesia ML - Artesia Border Station	FP-NMG Transm Specific-Replace	369.0	$ -	$ -	$ -	$ -	$ -	$ -	$ -
4103	T624002079	TEMP	RSV 4in Artesia-Pan American Interconnect - Hart Canyon BV	FP-NMG Transm Specific-Replace	367.1	$ -	$ -	$ -	$ -	$ -	$ -	$ -
4104	T624002079	TEMP	RSV 4in Artesia-Pan American Interconnect - Hart Canyon BV	FP-NMG Transm Specific-Replace	368.0	$ -	$ -	$ -	$ -	$ -	$ -	$ -
4105	T624002079	TEMP	RSV 4in Artesia-Pan American Interconnect - Hart Canyon BV	FP-NMG Transm Specific-Replace	369.0	$ -	$ -	$ -	$ -	$ -	$ -	$ -
4106	T621002080	TEMP	RSV Alamogordo B-line - White Sands Lateral	FP-NMG Transm Specific-Replace	367.1	$ -	$ -	$ -	$ -	$ -	$ -	$ -
4107	T621002080	TEMP	RSV Alamogordo B-line - White Sands Lateral	FP-NMG Transm Specific-Replace	368.0	$ -	$ -	$ -	$ -	$ -	$ -	$ -
4108	T621002080	TEMP	RSV Alamogordo B-line - White Sands Lateral	FP-NMG Transm Specific-Replace	369.0	$ -	$ -	$ -	$ -	$ -	$ -	$ -
4109	T601002081	TEMP	Internal Corrosion Monitoring Chaparral Take Off	FP-NMG Transm Specifics-New	367.1	$ -	$ -	$ -	$ -	$ -	$ -	$ -
4110	T601002081	TEMP	Internal Corrosion Monitoring Chaparral Take Off	FP-NMG Transm Specifics-New	368.0	$ -	$ -	$ -	$ -	$ -	$ -	$ -
4111	T601002081	TEMP	Internal Corrosion Monitoring Chaparral Take Off	FP-NMG Transm Specifics-New	369.0	$ -	$ -	$ -	$ -	$ -	$ -	$ -
4112	T610002082	TEMP	Cabezon Cat OH	FP-NMG Transm Specific-Replace	367.1	$ -	$ -	$ -	$ -	$ -	$ -	$ -
4113	T610002082	TEMP	Cabezon Cat OH	FP-NMG Transm Specific-Replace	368.0	$ -	$ -	$ -	$ -	$ -	$ -	$ -
4114	T610002082	TEMP	Cabezon Cat OH	FP-NMG Transm Specific-Replace	369.0	$ -	$ -	$ -	$ -	$ -	$ -	$ -
4115	T624002083	PRE-10137	Lea Co Turbine Swing Phase II	FP-NMG Transm Specific-Replace	367.1	$ -	$ -	$ -	$ -	$ -	$ -	$ -
4116	T624002083	PRE-10137	Lea Co Turbine Swing Phase II	FP-NMG Transm Specific-Replace	368.0	$ -	$ -	$ -	$ -	$ -	$ -	$ -
4117	T624002083	PRE-10137	Lea Co Turbine Swing Phase II	FP-NMG Transm Specific-Replace	369.0	$ -	$ -	$ -	$ -	$ -	$ -	$ -
4118	T610002084	TEMP	Algodones Border Station Remove Retired Orifice Meter Run	FP-NMG Transm Stations-Replace	368.0	$ -	$ -	$ -	$ -	$ -	$ -	$ -
4119	T610002084	TEMP	Algodones Border Station Remove Retired Orifice Meter Run	FP-NMG Transm Stations-Replace	369.0	$ -	$ -	$ -	$ -	$ -	$ -	$ -
4120	T624002085	PRE-10139	Lea County - Turbine Gas Cooler replacement	FP-NMG Transm Specific-Replace	367.1	$ -	$ -	$ -	$ 348,348	$ -	$ -	$ -
4121	T624002085	PRE-10139	Lea County - Turbine Gas Cooler replacement	FP-NMG Transm Specific-Replace	368.0	$ -	$ -	$ -	$ 49,764	$ -	$ -	$ -
4122	T624002085	PRE-10139	Lea County - Turbine Gas Cooler replacement	FP-NMG Transm Specific-Replace	369.0	$ -	$ -	$ -	$ 99,528	$ -	$ -	$ -
4123	T624002086	TEMP	Lea Co - Turbine Swing - Phase III	FP-NMG Transm Specific-Replace	367.1	$ -	$ -	$ -	$ -	$ -	$ -	$ -
4124	T624002086	TEMP	Lea Co - Turbine Swing - Phase III	FP-NMG Transm Specific-Replace	368.0	$ -	$ -	$ -	$ -	$ -	$ -	$ -
4125	T624002086	TEMP	Lea Co - Turbine Swing - Phase III	FP-NMG Transm Specific-Replace	369.0	$ -	$ -	$ -	$ -	$ -	$ -	$ -
4126	660002087	TEMP	NC Santa Fe - Old Taos Hwy 4-inch Main Replacement	FP-NMG Dist Specific-Replace	376.1	$ -	$ -	$ -	$ -	$ -	$ -	$ -
4127	660002087	TEMP	NC Santa Fe - Old Taos Hwy 4-inch Main Replacement	FP-NMG Dist Specific-Replace	376.2	$ -	$ -	$ -	$ -	$ -	$ -	$ -
4128	660002087	TEMP	NC Santa Fe - Old Taos Hwy 4-inch Main Replacement	FP-NMG Dist Specific-Replace	376.4	$ -	$ -	$ -	$ -	$ -	$ -	$ -
4129	660002087	TEMP	NC Santa Fe - Old Taos Hwy 4-inch Main Replacement	FP-NMG Dist Specific-Replace	380.0	$ -	$ -	$ -	$ -	$ -	$ -	$ -
4130	660002088	TEMP	NC Santa Fe - Old Taos Hwy Service Replacement	FP-NMG Dist Specific-Replace	376.1	$ -	$ -	$ -	$ -	$ -	$ -	$ -
4131	660002088	TEMP	NC Santa Fe - Old Taos Hwy Service Replacement	FP-NMG Dist Specific-Replace	376.2	$ -	$ -	$ -	$ -	$ -	$ -	$ -
4132	660002088	TEMP	NC Santa Fe - Old Taos Hwy Service Replacement	FP-NMG Dist Specific-Replace	376.4	$ -	$ -	$ -	$ -	$ -	$ -	$ -
4133	660002088	TEMP	NC Santa Fe - Old Taos Hwy Service Replacement	FP-NMG Dist Specific-Replace	380.0	$ -	$ -	$ -	$ -	$ -	$ -	$ -
4134	667002089	NEW-15711	NC Taos - SMU Campus Line Extension	FP-NMG Dist Specifics-New	376.1	$ -	$ -	$ -	$ -	$ -	$ -	$ -
4135	667002089	NEW-15711	NC Taos - SMU Campus Line Extension	FP-NMG Dist Specifics-New	376.2	$ -	$ -	$ -	$ -	$ -	$ -	$ -
4136	667002089	NEW-15711	NC Taos - SMU Campus Line Extension	FP-NMG Dist Specifics-New	376.4	$ -	$ -	$ -	$ -	$ -	$ -	$ -
4137	610002090	TEMP	'27 ABQ X-Trube Project Ph 1	FP-NMG Dist Specific-Replace	376.1	$ -	$ -	$ -	$ -	$ -	$ -	$ -
4138	610002090	TEMP	'27 ABQ X-Trube Project Ph 1	FP-NMG Dist Specific-Replace	376.2	$ -	$ -	$ -	$ -	$ -	$ -	$ -
4139	610002090	TEMP	'27 ABQ X-Trube Project Ph 1	FP-NMG Dist Specific-Replace	376.4	$ -	$ -	$ -	$ -	$ -	$ -	$ -
4140	610002090	TEMP	'27 ABQ X-Trube Project Ph 1	FP-NMG Dist Specific-Replace	380.0	$ -	$ -	$ -	$ -	$ -	$ -	$ -
4141	601002091	TEMP	Misc Infrastructure Hardware Blanket	FP-NMG Office Furn & Equip	391.2	$ -	$ -	$ -	$ -	$ -	$ -	$ -
4142	601002091	TEMP	Misc Infrastructure Hardware Blanket	FP-NMG Office Furn & Equip	397.0	$ -	$ -	$ -	$ -	$ -	$ -	$ -
4143	601002091	TEMP	Misc Infrastructure Hardware Blanket	FP-NMG Office Furn & Equip	398.0	$ -	$ -	$ -	$ -	$ -	$ -	$ -
4144	610002092	TEMP	'27 ABQ X-Trube Project Ph 2	FP-NMG Dist Specific-Replace	376.1	$ -	$ -	$ -	$ -	$ -	$ -	$ -
4145	610002092	TEMP	'27 ABQ X-Trube Project Ph 2	FP-NMG Dist Specific-Replace	376.2	$ -	$ -	$ -	$ -	$ -	$ -	$ -
4146	610002092	TEMP	'27 ABQ X-Trube Project Ph 2	FP-NMG Dist Specific-Replace	376.4	$ -	$ -	$ -	$ -	$ -	$ -	$ -
4147	610002092	TEMP	'27 ABQ X-Trube Project Ph 2	FP-NMG Dist Specific-Replace	380.0	$ -	$ -	$ -	$ -	$ -	$ -	$ -

NEW MEXICO GAS COMPANY, INC.

Plant Gross Activity
Base Period - 12 Months Ending March 31, 2023
Future Test Year - 12 Months Ending September 30, 2025

	A	B	C	D	E	M	N	O	P	Q	R	S	T
3	Investment Number	FP Number	Investment Name	FP Type	FERC Account	11/30/2023	12/31/2023	1/31/2024	2/29/2024	3/31/2024	4/30/2024	5/31/2024	6/30/2024
4092	T624002074	TEMP	RSV Roswell ML - Red Lake Take Off	FP-NMG Transm Specific-Replace	369.0	$ -	$ -	$ -	$ -	$ -	$ -	$ -	$ -
4093	667002075	NEW-15686	Taos Service Center Roof Replacement & AC unit	FP-NMG Land_Structures&Improven	390.0	$ -	$ -	$ -	$ -	$ -	$ -	$ -	$ -
4094	T624002076	TEMP	RSV 8in Artesia ML - Eastside Pecos BV	FP-NMG Transm Specific-Replace	367.1	$ -	$ -	$ -	$ -	$ -	$ -	$ -	$ -
4095	T624002076	TEMP	RSV 8in Artesia ML - Eastside Pecos BV	FP-NMG Transm Specific-Replace	368.0	$ -	$ -	$ -	$ -	$ -	$ -	$ -	$ -
4096	T624002076	TEMP	RSV 8in Artesia ML - Eastside Pecos BV	FP-NMG Transm Specific-Replace	369.0	$ -	$ -	$ -	$ -	$ -	$ -	$ -	$ -
4097	T624002077	TEMP	RSV 8in Artesia ML - Red Lake Take Off	FP-NMG Transm Specific-Replace	367.1	$ -	$ -	$ -	$ -	$ -	$ -	$ -	$ -
4098	T624002077	TEMP	RSV 8in Artesia ML - Red Lake Take Off	FP-NMG Transm Specific-Replace	368.0	$ -	$ -	$ -	$ -	$ -	$ -	$ -	$ -
4099	T624002077	TEMP	RSV 8in Artesia ML - Red Lake Take Off	FP-NMG Transm Specific-Replace	369.0	$ -	$ -	$ -	$ -	$ -	$ -	$ -	$ -
4100	T624002078	TEMP	RSV 8in Artesia ML - Artesia Border Station	FP-NMG Transm Specific-Replace	367.1	$ -	$ -	$ -	$ -	$ -	$ -	$ -	$ -
4101	T624002078	TEMP	RSV 8in Artesia ML - Artesia Border Station	FP-NMG Transm Specific-Replace	368.0	$ -	$ -	$ -	$ -	$ -	$ -	$ -	$ -
4102	T624002078	TEMP	RSV 8in Artesia ML - Artesia Border Station	FP-NMG Transm Specific-Replace	369.0	$ -	$ -	$ -	$ -	$ -	$ -	$ -	$ -
4103	T624002079	TEMP	RSV 4in Artesia-Pan American Interconnect - Hart Canyon BV	FP-NMG Transm Specific-Replace	367.1	$ -	$ -	$ -	$ -	$ -	$ -	$ -	$ -
4104	T624002079	TEMP	RSV 4in Artesia-Pan American Interconnect - Hart Canyon BV	FP-NMG Transm Specific-Replace	368.0	$ -	$ -	$ -	$ -	$ -	$ -	$ -	$ -
4105	T624002079	TEMP	RSV 4in Artesia-Pan American Interconnect - Hart Canyon BV	FP-NMG Transm Specific-Replace	369.0	$ -	$ -	$ -	$ -	$ -	$ -	$ -	$ -
4106	T621002080	TEMP	RSV Alamogordo B-line - White Sands Lateral	FP-NMG Transm Specific-Replace	367.1	$ -	$ -	$ -	$ -	$ -	$ -	$ -	$ -
4107	T621002080	TEMP	RSV Alamogordo B-line - White Sands Lateral	FP-NMG Transm Specific-Replace	368.0	$ -	$ -	$ -	$ -	$ -	$ -	$ -	$ -
4108	T621002080	TEMP	RSV Alamogordo B-line - White Sands Lateral	FP-NMG Transm Specific-Replace	369.0	$ -	$ -	$ -	$ -	$ -	$ -	$ -	$ -
4109	T601002081	TEMP	Internal Corrosion Monitoring Chaparral Take Off	FP-NMG Transm Specifics-New	367.1	$ -	$ -	$ -	$ -	$ -	$ -	$ -	$ -
4110	T601002081	TEMP	Internal Corrosion Monitoring Chaparral Take Off	FP-NMG Transm Specifics-New	368.0	$ -	$ -	$ -	$ -	$ -	$ -	$ -	$ -
4111	T601002081	TEMP	Internal Corrosion Monitoring Chaparral Take Off	FP-NMG Transm Specifics-New	369.0	$ -	$ -	$ -	$ -	$ -	$ -	$ -	$ -
4112	T610002082	TEMP	Cabezon Cat OH	FP-NMG Transm Specific-Replace	367.1	$ -	$ -	$ -	$ -	$ -	$ -	$ -	$ -
4113	T610002082	TEMP	Cabezon Cat OH	FP-NMG Transm Specific-Replace	368.0	$ -	$ -	$ -	$ -	$ -	$ -	$ -	$ -
4114	T610002082	TEMP	Cabezon Cat OH	FP-NMG Transm Specific-Replace	369.0	$ -	$ -	$ -	$ -	$ -	$ -	$ -	$ -
4115	T624002083	PRE-10137	Lea Co Turbine Swing Phase II	FP-NMG Transm Specific-Replace	367.1	$ -	$ -	$ -	$ -	$ -	$ -	$ -	$ -
4116	T624002083	PRE-10137	Lea Co Turbine Swing Phase II	FP-NMG Transm Specific-Replace	368.0	$ -	$ -	$ -	$ -	$ -	$ -	$ -	$ -
4117	T624002083	PRE-10137	Lea Co Turbine Swing Phase II	FP-NMG Transm Specific-Replace	369.0	$ -	$ -	$ -	$ -	$ -	$ -	$ -	$ -
4118	T610002084	TEMP	Algodones Border Station Remove Retired Orifice Meter Run	FP-NMG Transm Stations-Replace	368.0	$ -	$ -	$ -	$ -	$ -	$ -	$ -	$ -
4119	T610002084	TEMP	Algodones Border Station Remove Retired Orifice Meter Run	FP-NMG Transm Stations-Replace	369.0	$ -	$ -	$ -	$ -	$ -	$ -	$ -	$ -
4120	T624002085	PRE-10139	Lea County - Turbine Gas Cooler replacement	FP-NMG Transm Specific-Replace	367.1	$ -	$ -	$ -	$ -	$ -	$ -	$ -	$ -
4121	T624002085	PRE-10139	Lea County - Turbine Gas Cooler replacement	FP-NMG Transm Specific-Replace	368.0	$ -	$ -	$ -	$ -	$ -	$ -	$ -	$ -
4122	T624002085	PRE-10139	Lea County - Turbine Gas Cooler replacement	FP-NMG Transm Specific-Replace	369.0	$ -	$ -	$ -	$ -	$ -	$ -	$ -	$ -
4123	T624002086	TEMP	Lea Co - Turbine Swing - Phase III	FP-NMG Transm Specific-Replace	367.1	$ -	$ -	$ -	$ -	$ -	$ -	$ -	$ -
4124	T624002086	TEMP	Lea Co - Turbine Swing - Phase III	FP-NMG Transm Specific-Replace	368.0	$ -	$ -	$ -	$ -	$ -	$ -	$ -	$ -
4125	T624002086	TEMP	Lea Co - Turbine Swing - Phase III	FP-NMG Transm Specific-Replace	369.0	$ -	$ -	$ -	$ -	$ -	$ -	$ -	$ -
4126	660002087	TEMP	NC Santa Fe - Old Taos Hwy 4-inch Main Replacement	FP-NMG Dist Specific-Replace	376.1	$ -	$ -	$ -	$ -	$ -	$ -	$ -	$ -
4127	660002087	TEMP	NC Santa Fe - Old Taos Hwy 4-inch Main Replacement	FP-NMG Dist Specific-Replace	376.2	$ -	$ -	$ -	$ -	$ -	$ -	$ -	$ -
4128	660002087	TEMP	NC Santa Fe - Old Taos Hwy 4-inch Main Replacement	FP-NMG Dist Specific-Replace	376.4	$ -	$ -	$ -	$ -	$ -	$ -	$ -	$ -
4129	660002087	TEMP	NC Santa Fe - Old Taos Hwy 4-inch Main Replacement	FP-NMG Dist Specific-Replace	380.0	$ -	$ -	$ -	$ -	$ -	$ -	$ -	$ -
4130	660002088	TEMP	NC Santa Fe - Old Taos Hwy Service Replacement	FP-NMG Dist Specific-Replace	376.1	$ -	$ -	$ -	$ -	$ -	$ -	$ -	$ -
4131	660002088	TEMP	NC Santa Fe - Old Taos Hwy Service Replacement	FP-NMG Dist Specific-Replace	376.2	$ -	$ -	$ -	$ -	$ -	$ -	$ -	$ -
4132	660002088	TEMP	NC Santa Fe - Old Taos Hwy Service Replacement	FP-NMG Dist Specific-Replace	376.4	$ -	$ -	$ -	$ -	$ -	$ -	$ -	$ -
4133	660002088	TEMP	NC Santa Fe - Old Taos Hwy Service Replacement	FP-NMG Dist Specific-Replace	380.0	$ -	$ -	$ -	$ -	$ -	$ -	$ -	$ -
4134	667002089	NEW-15711	NC Taos - SMU Campus Line Extension	FP-NMG Dist Specifics-New	376.1	$ -	$ -	$ -	$ -	$ -	$ -	$ -	$ -
4135	667002089	NEW-15711	NC Taos - SMU Campus Line Extension	FP-NMG Dist Specifics-New	376.2	$ -	$ -	$ -	$ -	$ -	$ -	$ -	$ -
4136	667002089	NEW-15711	NC Taos - SMU Campus Line Extension	FP-NMG Dist Specifics-New	376.4	$ -	$ -	$ -	$ -	$ -	$ -	$ -	$ -
4137	610002090	TEMP	'27 ABQ X-Trube Project Ph 1	FP-NMG Dist Specific-Replace	376.1	$ -	$ -	$ -	$ -	$ -	$ -	$ -	$ -
4138	610002090	TEMP	'27 ABQ X-Trube Project Ph 1	FP-NMG Dist Specific-Replace	376.2	$ -	$ -	$ -	$ -	$ -	$ -	$ -	$ -
4139	610002090	TEMP	'27 ABQ X-Trube Project Ph 1	FP-NMG Dist Specific-Replace	376.4	$ -	$ -	$ -	$ -	$ -	$ -	$ -	$ -
4140	610002090	TEMP	'27 ABQ X-Trube Project Ph 1	FP-NMG Dist Specific-Replace	380.0	$ -	$ -	$ -	$ -	$ -	$ -	$ -	$ -
4141	601002091	TEMP	Misc Infrastructure Hardware Blanket	FP-NMG Office Furn & Equip	391.2	$ -	$ -	$ -	$ -	$ -	$ -	$ -	$ -
4142	601002091	TEMP	Misc Infrastructure Hardware Blanket	FP-NMG Office Furn & Equip	397.0	$ -	$ -	$ -	$ -	$ -	$ -	$ -	$ -
4143	601002091	TEMP	Misc Infrastructure Hardware Blanket	FP-NMG Office Furn & Equip	398.0	$ -	$ -	$ -	$ -	$ -	$ -	$ -	$ -
4144	610002092	TEMP	'27 ABQ X-Trube Project Ph 2	FP-NMG Dist Specific-Replace	376.1	$ -	$ -	$ -	$ -	$ -	$ -	$ -	$ -
4145	610002092	TEMP	'27 ABQ X-Trube Project Ph 2	FP-NMG Dist Specific-Replace	376.2	$ -	$ -	$ -	$ -	$ -	$ -	$ -	$ -
4146	610002092	TEMP	'27 ABQ X-Trube Project Ph 2	FP-NMG Dist Specific-Replace	376.4	$ -	$ -	$ -	$ -	$ -	$ -	$ -	$ -
4147	610002092	TEMP	'27 ABQ X-Trube Project Ph 2	FP-NMG Dist Specific-Replace	380.0	$ -	$ -	$ -	$ -	$ -	$ -	$ -	$ -

NEW MEXICO GAS COMPANY, INC.

Plant Gross Activity
Base Period - 12 Months Ending March 31, 2023
Future Test Year - 12 Months Ending September 30, 2025

	A	B	C	D	E	U	V	W	X	Y	Z	AA
3	Investment Number	FP Number	Investment Name	FP Type	FERC Account	7/31/2024	8/31/2024	9/30/2024	10/31/2024	11/30/2024	12/31/2024	1/31/2025
4092	T624002074	TEMP	RSV Roswell ML - Red Lake Take Off	FP-NMG Transm Specific-Replace	369.0	$ -	$ -	$ -	$ -	$ -	$ -	$ -
4093	667002075	NEW-15686	Taos Service Center Roof Replacement & AC unit	FP-NMG Land_Structures&Improver	390.0	$ -	$ -	$ -	$ -	$ -	$ -	$ -
4094	T624002076	TEMP	RSV 8in Artesia ML - Eastside Pecos BV	FP-NMG Transm Specific-Replace	367.1	$ -	$ -	$ -	$ -	$ -	$ -	$ -
4095	T624002076	TEMP	RSV 8in Artesia ML - Eastside Pecos BV	FP-NMG Transm Specific-Replace	368.0	$ -	$ -	$ -	$ -	$ -	$ -	$ -
4096	T624002076	TEMP	RSV 8in Artesia ML - Eastside Pecos BV	FP-NMG Transm Specific-Replace	369.0	$ -	$ -	$ -	$ -	$ -	$ -	$ -
4097	T624002077	TEMP	RSV 8in Artesia ML - Red Lake Take Off	FP-NMG Transm Specific-Replace	367.1	$ -	$ -	$ -	$ -	$ -	$ -	$ -
4098	T624002077	TEMP	RSV 8in Artesia ML - Red Lake Take Off	FP-NMG Transm Specific-Replace	368.0	$ -	$ -	$ -	$ -	$ -	$ -	$ -
4099	T624002077	TEMP	RSV 8in Artesia ML - Red Lake Take Off	FP-NMG Transm Specific-Replace	369.0	$ -	$ -	$ -	$ -	$ -	$ -	$ -
4100	T624002078	TEMP	RSV 8in Artesia ML - Artesia Border Station	FP-NMG Transm Specific-Replace	367.1	$ -	$ -	$ -	$ -	$ -	$ -	$ -
4101	T624002078	TEMP	RSV 8in Artesia ML - Artesia Border Station	FP-NMG Transm Specific-Replace	368.0	$ -	$ -	$ -	$ -	$ -	$ -	$ -
4102	T624002078	TEMP	RSV 8in Artesia ML - Artesia Border Station	FP-NMG Transm Specific-Replace	369.0	$ -	$ -	$ -	$ -	$ -	$ -	$ -
4103	T624002079	TEMP	RSV 4in Artesia-Pan American Interconnect - Hart Canyon BV	FP-NMG Transm Specific-Replace	367.1	$ -	$ -	$ -	$ -	$ -	$ -	$ -
4104	T624002079	TEMP	RSV 4in Artesia-Pan American Interconnect - Hart Canyon BV	FP-NMG Transm Specific-Replace	368.0	$ -	$ -	$ -	$ -	$ -	$ -	$ -
4105	T624002079	TEMP	RSV 4in Artesia-Pan American Interconnect - Hart Canyon BV	FP-NMG Transm Specific-Replace	369.0	$ -	$ -	$ -	$ -	$ -	$ -	$ -
4106	T621002080	TEMP	RSV Alamogordo B-line - White Sands Lateral	FP-NMG Transm Specific-Replace	367.1	$ -	$ -	$ -	$ -	$ -	$ -	$ -
4107	T621002080	TEMP	RSV Alamogordo B-line - White Sands Lateral	FP-NMG Transm Specific-Replace	368.0	$ -	$ -	$ -	$ -	$ -	$ -	$ -
4108	T621002080	TEMP	RSV Alamogordo B-line - White Sands Lateral	FP-NMG Transm Specific-Replace	369.0	$ -	$ -	$ -	$ -	$ -	$ -	$ -
4109	T601002081	TEMP	Internal Corrosion Monitoring Chaparral Take Off	FP-NMG Transm Specifics-New	367.1	$ -	$ -	$ -	$ -	$ -	$ -	$ -
4110	T601002081	TEMP	Internal Corrosion Monitoring Chaparral Take Off	FP-NMG Transm Specifics-New	368.0	$ -	$ -	$ -	$ -	$ -	$ -	$ -
4111	T601002081	TEMP	Internal Corrosion Monitoring Chaparral Take Off	FP-NMG Transm Specifics-New	369.0	$ -	$ -	$ -	$ -	$ -	$ -	$ -
4112	T610002082	TEMP	Cabezon Cat OH	FP-NMG Transm Specific-Replace	367.1	$ -	$ -	$ -	$ -	$ -	$ -	$ -
4113	T610002082	TEMP	Cabezon Cat OH	FP-NMG Transm Specific-Replace	368.0	$ -	$ -	$ -	$ -	$ -	$ -	$ -
4114	T610002082	TEMP	Cabezon Cat OH	FP-NMG Transm Specific-Replace	369.0	$ -	$ -	$ -	$ -	$ -	$ -	$ -
4115	T624002083	PRE-10137	Lea Co Turbine Swing Phase II	FP-NMG Transm Specific-Replace	367.1	$ -	$ -	$ -	$ -	$ -	$ -	$ -
4116	T624002083	PRE-10137	Lea Co Turbine Swing Phase II	FP-NMG Transm Specific-Replace	368.0	$ -	$ -	$ -	$ -	$ -	$ -	$ -
4117	T624002083	PRE-10137	Lea Co Turbine Swing Phase II	FP-NMG Transm Specific-Replace	369.0	$ -	$ -	$ -	$ -	$ -	$ -	$ -
4118	T610002084	TEMP	Algodones Border Station Remove Retired Orifice Meter Run	FP-NMG Transm Stations-Replace	368.0	$ -	$ -	$ -	$ -	$ -	$ -	$ -
4119	T610002084	TEMP	Algodones Border Station Remove Retired Orifice Meter Run	FP-NMG Transm Stations-Replace	369.0	$ -	$ -	$ -	$ -	$ -	$ -	$ -
4120	T624002085	PRE-10139	Lea County - Turbine Gas Cooler replacement	FP-NMG Transm Specific-Replace	367.1	$ -	$ -	$ -	$ -	$ -	$ -	$ -
4121	T624002085	PRE-10139	Lea County - Turbine Gas Cooler replacement	FP-NMG Transm Specific-Replace	368.0	$ -	$ -	$ -	$ -	$ -	$ -	$ -
4122	T624002085	PRE-10139	Lea County - Turbine Gas Cooler replacement	FP-NMG Transm Specific-Replace	369.0	$ -	$ -	$ -	$ -	$ -	$ -	$ -
4123	T624002086	TEMP	Lea Co - Turbine Swing - Phase III	FP-NMG Transm Specific-Replace	367.1	$ -	$ -	$ -	$ -	$ -	$ -	$ -
4124	T624002086	TEMP	Lea Co - Turbine Swing - Phase III	FP-NMG Transm Specific-Replace	368.0	$ -	$ -	$ -	$ -	$ -	$ -	$ -
4125	T624002086	TEMP	Lea Co - Turbine Swing - Phase III	FP-NMG Transm Specific-Replace	369.0	$ -	$ -	$ -	$ -	$ -	$ -	$ -
4126	660002087	TEMP	NC Santa Fe - Old Taos Hwy 4-inch Main Replacement	FP-NMG Dist Specific-Replace	376.1	$ -	$ -	$ -	$ -	$ -	$ -	$ -
4127	660002087	TEMP	NC Santa Fe - Old Taos Hwy 4-inch Main Replacement	FP-NMG Dist Specific-Replace	376.2	$ -	$ -	$ -	$ -	$ -	$ -	$ -
4128	660002087	TEMP	NC Santa Fe - Old Taos Hwy 4-inch Main Replacement	FP-NMG Dist Specific-Replace	376.4	$ -	$ -	$ -	$ -	$ -	$ -	$ -
4129	660002087	TEMP	NC Santa Fe - Old Taos Hwy 4-inch Main Replacement	FP-NMG Dist Specific-Replace	380.0	$ -	$ -	$ -	$ -	$ -	$ -	$ -
4130	660002088	TEMP	NC Santa Fe - Old Taos Hwy Service Replacement	FP-NMG Dist Specific-Replace	376.1	$ -	$ -	$ -	$ -	$ -	$ -	$ -
4131	660002088	TEMP	NC Santa Fe - Old Taos Hwy Service Replacement	FP-NMG Dist Specific-Replace	376.2	$ -	$ -	$ -	$ -	$ -	$ -	$ -
4132	660002088	TEMP	NC Santa Fe - Old Taos Hwy Service Replacement	FP-NMG Dist Specific-Replace	376.4	$ -	$ -	$ -	$ -	$ -	$ -	$ -
4133	660002088	TEMP	NC Santa Fe - Old Taos Hwy Service Replacement	FP-NMG Dist Specific-Replace	380.0	$ -	$ -	$ -	$ -	$ -	$ -	$ -
4134	667002089	NEW-15711	NC Taos - SMU Campus Line Extension	FP-NMG Dist Specifics-New	376.1	$ -	$ -	$ -	$ 4	$ -	$ -	$ -
4135	667002089	NEW-15711	NC Taos - SMU Campus Line Extension	FP-NMG Dist Specifics-New	376.2	$ -	$ -	$ -	$ 3	$ -	$ -	$ -
4136	667002089	NEW-15711	NC Taos - SMU Campus Line Extension	FP-NMG Dist Specifics-New	376.4	$ -	$ -	$ -	$ 2	$ -	$ -	$ -
4137	610002090	TEMP	'27 ABQ X-Trube Project Ph 1	FP-NMG Dist Specific-Replace	376.1	$ -	$ -	$ -	$ -	$ -	$ -	$ -
4138	610002090	TEMP	'27 ABQ X-Trube Project Ph 1	FP-NMG Dist Specific-Replace	376.2	$ -	$ -	$ -	$ -	$ -	$ -	$ -
4139	610002090	TEMP	'27 ABQ X-Trube Project Ph 1	FP-NMG Dist Specific-Replace	376.4	$ -	$ -	$ -	$ -	$ -	$ -	$ -
4140	610002090	TEMP	'27 ABQ X-Trube Project Ph 1	FP-NMG Dist Specific-Replace	380.0	$ -	$ -	$ -	$ -	$ -	$ -	$ -
4141	601002091	TEMP	Misc Infrastructure Hardware Blanket	FP-NMG Office Furn & Equip	391.2	$ -	$ -	$ -	$ -	$ -	$ -	$ -
4142	601002091	TEMP	Misc Infrastructure Hardware Blanket	FP-NMG Office Furn & Equip	397.0	$ -	$ -	$ -	$ -	$ -	$ -	$ -
4143	601002091	TEMP	Misc Infrastructure Hardware Blanket	FP-NMG Office Furn & Equip	398.0	$ -	$ -	$ -	$ -	$ -	$ -	$ -
4144	610002092	TEMP	'27 ABQ X-Trube Project Ph 2	FP-NMG Dist Specific-Replace	376.1	$ -	$ -	$ -	$ -	$ -	$ -	$ -
4145	610002092	TEMP	'27 ABQ X-Trube Project Ph 2	FP-NMG Dist Specific-Replace	376.2	$ -	$ -	$ -	$ -	$ -	$ -	$ -
4146	610002092	TEMP	'27 ABQ X-Trube Project Ph 2	FP-NMG Dist Specific-Replace	376.4	$ -	$ -	$ -	$ -	$ -	$ -	$ -
4147	610002092	TEMP	'27 ABQ X-Trube Project Ph 2	FP-NMG Dist Specific-Replace	380.0	$ -	$ -	$ -	$ -	$ -	$ -	$ -

NEW MEXICO GAS COMPANY, INC.

Plant Gross Activity
Base Period - 12 Months Ending March 31, 2023
Future Test Year - 12 Months Ending September 30, 2025

	A	B	C	D	E	AB	AC	AD	AE	AF	AG	AH	AI
3	Investment Number	FP Number	Investment Name	FP Type	FERC Account	2/28/2025	3/31/2025	4/30/2025	5/31/2025	6/30/2025	7/31/2025	8/31/2025	9/30/2025
4092	T624002074	TEMP	RSV Roswell ML - Red Lake Take Off	FP-NMG Transm Specific-Replace	369.0	$ -	$ -	$ -	$ -	$ -	$ -	$ -	$ -
4093	667002075	NEW-15686	Taos Service Center Roof Replacement & AC unit	FP-NMG Land_Structures&Improver	390.0	$ -	$ -	$ -	$ -	$ -	$ -	$ -	$ -
4094	T624002076	TEMP	RSV 8in Artesia ML - Eastside Pecos BV	FP-NMG Transm Specific-Replace	367.1	$ -	$ -	$ -	$ -	$ -	$ -	$ -	$ -
4095	T624002076	TEMP	RSV 8in Artesia ML - Eastside Pecos BV	FP-NMG Transm Specific-Replace	368.0	$ -	$ -	$ -	$ -	$ -	$ -	$ -	$ -
4096	T624002076	TEMP	RSV 8in Artesia ML - Eastside Pecos BV	FP-NMG Transm Specific-Replace	369.0	$ -	$ -	$ -	$ -	$ -	$ -	$ -	$ -
4097	T624002077	TEMP	RSV 8in Artesia ML - Red Lake Take Off	FP-NMG Transm Specific-Replace	367.1	$ -	$ -	$ -	$ -	$ -	$ -	$ -	$ -
4098	T624002077	TEMP	RSV 8in Artesia ML - Red Lake Take Off	FP-NMG Transm Specific-Replace	368.0	$ -	$ -	$ -	$ -	$ -	$ -	$ -	$ -
4099	T624002077	TEMP	RSV 8in Artesia ML - Red Lake Take Off	FP-NMG Transm Specific-Replace	369.0	$ -	$ -	$ -	$ -	$ -	$ -	$ -	$ -
4100	T624002078	TEMP	RSV 8in Artesia ML - Artesia Border Station	FP-NMG Transm Specific-Replace	367.1	$ -	$ -	$ -	$ -	$ -	$ -	$ -	$ -
4101	T624002078	TEMP	RSV 8in Artesia ML - Artesia Border Station	FP-NMG Transm Specific-Replace	368.0	$ -	$ -	$ -	$ -	$ -	$ -	$ -	$ -
4102	T624002078	TEMP	RSV 8in Artesia ML - Artesia Border Station	FP-NMG Transm Specific-Replace	369.0	$ -	$ -	$ -	$ -	$ -	$ -	$ -	$ -
4103	T624002079	TEMP	RSV 4in Artesia-Pan American Interconnect - Hart Canyon BV	FP-NMG Transm Specific-Replace	367.1	$ -	$ -	$ -	$ -	$ -	$ -	$ -	$ -
4104	T624002079	TEMP	RSV 4in Artesia-Pan American Interconnect - Hart Canyon BV	FP-NMG Transm Specific-Replace	368.0	$ -	$ -	$ -	$ -	$ -	$ -	$ -	$ -
4105	T624002079	TEMP	RSV 4in Artesia-Pan American Interconnect - Hart Canyon BV	FP-NMG Transm Specific-Replace	369.0	$ -	$ -	$ -	$ -	$ -	$ -	$ -	$ -
4106	T621002080	TEMP	RSV Alamogordo B-line - White Sands Lateral	FP-NMG Transm Specific-Replace	367.1	$ -	$ -	$ -	$ -	$ -	$ -	$ -	$ -
4107	T621002080	TEMP	RSV Alamogordo B-line - White Sands Lateral	FP-NMG Transm Specific-Replace	368.0	$ -	$ -	$ -	$ -	$ -	$ -	$ -	$ -
4108	T621002080	TEMP	RSV Alamogordo B-line - White Sands Lateral	FP-NMG Transm Specific-Replace	369.0	$ -	$ -	$ -	$ -	$ -	$ -	$ -	$ -
4109	T601002081	TEMP	Internal Corrosion Monitoring Chaparral Take Off	FP-NMG Transm Specifics-New	367.1	$ -	$ -	$ -	$ -	$ -	$ -	$ -	$ -
4110	T601002081	TEMP	Internal Corrosion Monitoring Chaparral Take Off	FP-NMG Transm Specifics-New	368.0	$ -	$ -	$ -	$ -	$ -	$ -	$ -	$ -
4111	T601002081	TEMP	Internal Corrosion Monitoring Chaparral Take Off	FP-NMG Transm Specifics-New	369.0	$ -	$ -	$ -	$ -	$ -	$ -	$ -	$ -
4112	T610002082	TEMP	Cabezon Cat OH	FP-NMG Transm Specific-Replace	367.1	$ -	$ -	$ -	$ -	$ -	$ -	$ -	$ -
4113	T610002082	TEMP	Cabezon Cat OH	FP-NMG Transm Specific-Replace	368.0	$ -	$ -	$ -	$ -	$ -	$ -	$ -	$ -
4114	T610002082	TEMP	Cabezon Cat OH	FP-NMG Transm Specific-Replace	369.0	$ -	$ -	$ -	$ -	$ -	$ -	$ -	$ -
4115	T624002083	PRE-10137	Lea Co Turbine Swing Phase II	FP-NMG Transm Specific-Replace	367.1	$ -	$ -	$ -	$ -	$ -	$ -	$ -	$ -
4116	T624002083	PRE-10137	Lea Co Turbine Swing Phase II	FP-NMG Transm Specific-Replace	368.0	$ -	$ -	$ -	$ -	$ -	$ -	$ -	$ -
4117	T624002083	PRE-10137	Lea Co Turbine Swing Phase II	FP-NMG Transm Specific-Replace	369.0	$ -	$ -	$ -	$ -	$ -	$ -	$ -	$ -
4118	T610002084	TEMP	Algodones Border Station Remove Retired Orifice Meter Run	FP-NMG Transm Stations-Replace	368.0	$ -	$ -	$ -	$ -	$ -	$ -	$ -	$ -
4119	T610002084	TEMP	Algodones Border Station Remove Retired Orifice Meter Run	FP-NMG Transm Stations-Replace	369.0	$ -	$ -	$ -	$ -	$ -	$ -	$ -	$ -
4120	T624002085	PRE-10139	Lea County - Turbine Gas Cooler replacement	FP-NMG Transm Specific-Replace	367.1	$ -	$ -	$ -	$ -	$ -	$ -	$ -	$ -
4121	T624002085	PRE-10139	Lea County - Turbine Gas Cooler replacement	FP-NMG Transm Specific-Replace	368.0	$ -	$ -	$ -	$ -	$ -	$ -	$ -	$ -
4122	T624002085	PRE-10139	Lea County - Turbine Gas Cooler replacement	FP-NMG Transm Specific-Replace	369.0	$ -	$ -	$ -	$ -	$ -	$ -	$ -	$ -
4123	T624002086	TEMP	Lea Co - Turbine Swing - Phase III	FP-NMG Transm Specific-Replace	367.1	$ -	$ -	$ -	$ -	$ -	$ -	$ -	$ -
4124	T624002086	TEMP	Lea Co - Turbine Swing - Phase III	FP-NMG Transm Specific-Replace	368.0	$ -	$ -	$ -	$ -	$ -	$ -	$ -	$ -
4125	T624002086	TEMP	Lea Co - Turbine Swing - Phase III	FP-NMG Transm Specific-Replace	369.0	$ -	$ -	$ -	$ -	$ -	$ -	$ -	$ -
4126	660002087	TEMP	NC Santa Fe - Old Taos Hwy 4-inch Main Replacement	FP-NMG Dist Specific-Replace	376.1	$ -	$ -	$ -	$ -	$ -	$ -	$ -	$ -
4127	660002087	TEMP	NC Santa Fe - Old Taos Hwy 4-inch Main Replacement	FP-NMG Dist Specific-Replace	376.2	$ -	$ -	$ -	$ -	$ -	$ -	$ -	$ -
4128	660002087	TEMP	NC Santa Fe - Old Taos Hwy 4-inch Main Replacement	FP-NMG Dist Specific-Replace	376.4	$ -	$ -	$ -	$ -	$ -	$ -	$ -	$ -
4129	660002087	TEMP	NC Santa Fe - Old Taos Hwy 4-inch Main Replacement	FP-NMG Dist Specific-Replace	380.0	$ -	$ -	$ -	$ -	$ -	$ -	$ -	$ -
4130	660002088	TEMP	NC Santa Fe - Old Taos Hwy Service Replacement	FP-NMG Dist Specific-Replace	376.1	$ -	$ -	$ -	$ -	$ -	$ -	$ -	$ -
4131	660002088	TEMP	NC Santa Fe - Old Taos Hwy Service Replacement	FP-NMG Dist Specific-Replace	376.2	$ -	$ -	$ -	$ -	$ -	$ -	$ -	$ -
4132	660002088	TEMP	NC Santa Fe - Old Taos Hwy Service Replacement	FP-NMG Dist Specific-Replace	376.4	$ -	$ -	$ -	$ -	$ -	$ -	$ -	$ -
4133	660002088	TEMP	NC Santa Fe - Old Taos Hwy Service Replacement	FP-NMG Dist Specific-Replace	380.0	$ -	$ -	$ -	$ -	$ -	$ -	$ -	$ -
4134	667002089	NEW-15711	NC Taos - SMU Campus Line Extension	FP-NMG Dist Specifics-New	376.1	$ -	$ -	$ -	$ -	$ -	$ -	$ -	$ -
4135	667002089	NEW-15711	NC Taos - SMU Campus Line Extension	FP-NMG Dist Specifics-New	376.2	$ -	$ -	$ -	$ -	$ -	$ -	$ -	$ -
4136	667002089	NEW-15711	NC Taos - SMU Campus Line Extension	FP-NMG Dist Specifics-New	376.4	$ -	$ -	$ -	$ -	$ -	$ -	$ -	$ -
4137	610002090	TEMP	'27 ABQ X-Trube Project Ph 1	FP-NMG Dist Specific-Replace	376.1	$ -	$ -	$ -	$ -	$ -	$ -	$ -	$ -
4138	610002090	TEMP	'27 ABQ X-Trube Project Ph 1	FP-NMG Dist Specific-Replace	376.2	$ -	$ -	$ -	$ -	$ -	$ -	$ -	$ -
4139	610002090	TEMP	'27 ABQ X-Trube Project Ph 1	FP-NMG Dist Specific-Replace	376.4	$ -	$ -	$ -	$ -	$ -	$ -	$ -	$ -
4140	610002090	TEMP	'27 ABQ X-Trube Project Ph 1	FP-NMG Dist Specific-Replace	380.0	$ -	$ -	$ -	$ -	$ -	$ -	$ -	$ -
4141	601002091	TEMP	Misc Infrastructure Hardware Blanket	FP-NMG Office Furn & Equip	391.2	$ -	$ -	$ -	$ -	$ -	$ -	$ -	$ -
4142	601002091	TEMP	Misc Infrastructure Hardware Blanket	FP-NMG Office Furn & Equip	397.0	$ -	$ -	$ -	$ -	$ -	$ -	$ -	$ -
4143	601002091	TEMP	Misc Infrastructure Hardware Blanket	FP-NMG Office Furn & Equip	398.0	$ -	$ -	$ -	$ -	$ -	$ -	$ -	$ -
4144	610002092	TEMP	'27 ABQ X-Trube Project Ph 2	FP-NMG Dist Specific-Replace	376.1	$ -	$ -	$ -	$ -	$ -	$ -	$ -	$ -
4145	610002092	TEMP	'27 ABQ X-Trube Project Ph 2	FP-NMG Dist Specific-Replace	376.2	$ -	$ -	$ -	$ -	$ -	$ -	$ -	$ -
4146	610002092	TEMP	'27 ABQ X-Trube Project Ph 2	FP-NMG Dist Specific-Replace	376.4	$ -	$ -	$ -	$ -	$ -	$ -	$ -	$ -
4147	610002092	TEMP	'27 ABQ X-Trube Project Ph 2	FP-NMG Dist Specific-Replace	380.0	$ -	$ -	$ -	$ -	$ -	$ -	$ -	$ -

NEW MEXICO GAS COMPANY, INC.

Plant Gross Activity
Base Period - 12 Months Ending March 31, 2023
Future Test Year - 12 Months Ending September 30, 2025

	A	B	C	D	E	F	G	H	I	J	K	L
3	Investment Number	FP Number	Investment Name	FP Type	FERC Account	4/30/2023	5/31/2023	6/30/2023	7/31/2023	8/31/2023	9/30/2023	10/31/2023
4148	610002093	TEMP	'28 ABQ X-Trube Project Ph 1	FP-NMG Dist Specific-Replace	376.1	$ -	$ -	$ -	$ -	$ -	$ -	$ -
4149	610002093	TEMP	'28 ABQ X-Trube Project Ph 1	FP-NMG Dist Specific-Replace	376.2	$ -	$ -	$ -	$ -	$ -	$ -	$ -
4150	610002093	TEMP	'28 ABQ X-Trube Project Ph 1	FP-NMG Dist Specific-Replace	376.4	$ -	$ -	$ -	$ -	$ -	$ -	$ -
4151	610002093	TEMP	'28 ABQ X-Trube Project Ph 1	FP-NMG Dist Specific-Replace	380.0	$ -	$ -	$ -	$ -	$ -	$ -	$ -
4152	T680002094	TEMP	RSV 18in ABQ LP ML - DOE Take-off	FP-NMG Transm Specific-Replace	367.1	$ -	$ -	$ -	$ -	$ -	$ -	$ -
4153	T680002094	TEMP	RSV 18in ABQ LP ML - DOE Take-off	FP-NMG Transm Specific-Replace	368.0	$ -	$ -	$ -	$ -	$ -	$ -	$ -
4154	T680002094	TEMP	RSV 18in ABQ LP ML - DOE Take-off	FP-NMG Transm Specific-Replace	369.0	$ -	$ -	$ -	$ -	$ -	$ -	$ -
4155	662002095	NEW-15710	NC Española - Dixon To Peñasco MLX along NM 75	FP-NMG Dist Specifics-New	376.1	$ -	$ -	$ -	$ -	$ -	$ -	$ -
4156	662002095	NEW-15710	NC Española - Dixon To Peñasco MLX along NM 75	FP-NMG Dist Specifics-New	376.2	$ -	$ -	$ -	$ -	$ -	$ -	$ -
4157	662002095	NEW-15710	NC Española - Dixon To Peñasco MLX along NM 75	FP-NMG Dist Specifics-New	376.4	$ -	$ -	$ -	$ -	$ -	$ -	$ -
4158	626002096	TEMP	Clovis Customer Service Office Remodel	FP-NMG Land_Structures&Improven	390.0	$ -	$ -	$ -	$ -	$ -	$ -	$ -
4159	610002097	TEMP	'28 ABQ X-Trube Project Ph 2	FP-NMG Dist Specific-Replace	376.1	$ -	$ -	$ -	$ -	$ -	$ -	$ -
4160	610002097	TEMP	'28 ABQ X-Trube Project Ph 2	FP-NMG Dist Specific-Replace	376.2	$ -	$ -	$ -	$ -	$ -	$ -	$ -
4161	610002097	TEMP	'28 ABQ X-Trube Project Ph 2	FP-NMG Dist Specific-Replace	376.4	$ -	$ -	$ -	$ -	$ -	$ -	$ -
4162	610002097	TEMP	'28 ABQ X-Trube Project Ph 2	FP-NMG Dist Specific-Replace	380.0	$ -	$ -	$ -	$ -	$ -	$ -	$ -
4163	T660002098	TEMP	RSV Questa ML - Questa/Red River Take-off	FP-NMG Transm Specific-Replace	367.1	$ -	$ -	$ -	$ -	$ -	$ -	$ -
4164	T660002098	TEMP	RSV Questa ML - Questa/Red River Take-off	FP-NMG Transm Specific-Replace	368.0	$ -	$ -	$ -	$ -	$ -	$ -	$ -
4165	T660002098	TEMP	RSV Questa ML - Questa/Red River Take-off	FP-NMG Transm Specific-Replace	369.0	$ -	$ -	$ -	$ -	$ -	$ -	$ -
4166	T680002099	TEMP	RSV Grants/Gallup ML – Valve Setting No. 5	FP-NMG Transm Specific-Replace	367.1	$ -	$ -	$ -	$ -	$ -	$ -	$ -
4167	T680002099	TEMP	RSV Grants/Gallup ML – Valve Setting No. 5	FP-NMG Transm Specific-Replace	368.0	$ -	$ -	$ -	$ -	$ -	$ -	$ -
4168	T680002099	TEMP	RSV Grants/Gallup ML – Valve Setting No. 5	FP-NMG Transm Specific-Replace	369.0	$ -	$ -	$ -	$ -	$ -	$ -	$ -
4169	T680002100	TEMP	RSV Grant Gallup ML - Borrego Pass Valve Setting No. 6	FP-NMG Transm Specific-Replace	367.1	$ -	$ -	$ -	$ -	$ -	$ -	$ -
4170	T680002100	TEMP	RSV Grant Gallup ML - Borrego Pass Valve Setting No. 6	FP-NMG Transm Specific-Replace	368.0	$ -	$ -	$ -	$ -	$ -	$ -	$ -
4171	T680002100	TEMP	RSV Grant Gallup ML - Borrego Pass Valve Setting No. 6	FP-NMG Transm Specific-Replace	369.0	$ -	$ -	$ -	$ -	$ -	$ -	$ -
4172	T680002101	TEMP	RSV Grants Gallup ML - Valve Setting No.1 South of Mesa	FP-NMG Transm Specific-Replace	367.1	$ -	$ -	$ -	$ -	$ -	$ -	$ -
4173	T680002101	TEMP	RSV Grants Gallup ML - Valve Setting No.1 South of Mesa	FP-NMG Transm Specific-Replace	368.0	$ -	$ -	$ -	$ -	$ -	$ -	$ -
4174	T680002101	TEMP	RSV Grants Gallup ML - Valve Setting No.1 South of Mesa	FP-NMG Transm Specific-Replace	369.0	$ -	$ -	$ -	$ -	$ -	$ -	$ -
4175	T680002102	TEMP	RSV Grants Gallup ML - Valve Setting No.3	FP-NMG Transm Specific-Replace	367.1	$ -	$ -	$ -	$ -	$ -	$ -	$ -
4176	T680002102	TEMP	RSV Grants Gallup ML - Valve Setting No.3	FP-NMG Transm Specific-Replace	368.0	$ -	$ -	$ -	$ -	$ -	$ -	$ -
4177	T680002102	TEMP	RSV Grants Gallup ML - Valve Setting No.3	FP-NMG Transm Specific-Replace	369.0	$ -	$ -	$ -	$ -	$ -	$ -	$ -
4178	T680002103	TEMP	RSV Grants Gallup ML - Valve Setting No.4 Penas Ranch	FP-NMG Transm Specific-Replace	367.1	$ -	$ -	$ -	$ -	$ -	$ -	$ -
4179	T680002103	TEMP	RSV Grants Gallup ML - Valve Setting No.4 Penas Ranch	FP-NMG Transm Specific-Replace	368.0	$ -	$ -	$ -	$ -	$ -	$ -	$ -
4180	T680002103	TEMP	RSV Grants Gallup ML - Valve Setting No.4 Penas Ranch	FP-NMG Transm Specific-Replace	369.0	$ -	$ -	$ -	$ -	$ -	$ -	$ -
4181	T610002104	TEMP	Replace Casing on Rio Puerco 16" and I-40	FP-NMG Transm Specific-Replace	367.1	$ -	$ -	$ -	$ -	$ -	$ -	$ -
4182	T610002104	TEMP	Replace Casing on Rio Puerco 16" and I-40	FP-NMG Transm Specific-Replace	368.0	$ -	$ -	$ -	$ -	$ -	$ -	$ -
4183	T610002104	TEMP	Replace Casing on Rio Puerco 16" and I-40	FP-NMG Transm Specific-Replace	369.0	$ -	$ -	$ -	$ -	$ -	$ -	$ -
4184	621002105	TEMP	ALA College Blocks Replacement	FP-NMG Dist Specific-Replace	376.1	$ -	$ -	$ -	$ -	$ -	$ -	$ -
4185	621002105	TEMP	ALA College Blocks Replacement	FP-NMG Dist Specific-Replace	376.2	$ -	$ -	$ -	$ -	$ -	$ -	$ -
4186	621002105	TEMP	ALA College Blocks Replacement	FP-NMG Dist Specific-Replace	376.4	$ -	$ -	$ -	$ -	$ -	$ -	$ -
4187	621002105	TEMP	ALA College Blocks Replacement	FP-NMG Dist Specific-Replace	380.0	$ -	$ -	$ -	$ -	$ -	$ -	$ -
4188	T610002106	TEMP	Rio Rancho Border Station Rebuild #2	FP-NMG Transm Specific-Replace	367.1	$ -	$ -	$ -	$ -	$ -	$ -	$ -
4189	T610002106	TEMP	Rio Rancho Border Station Rebuild #2	FP-NMG Transm Specific-Replace	368.0	$ -	$ -	$ -	$ -	$ -	$ -	$ -
4190	T610002106	TEMP	Rio Rancho Border Station Rebuild #2	FP-NMG Transm Specific-Replace	369.0	$ -	$ -	$ -	$ -	$ -	$ -	$ -
4191	T610002107	TEMP	Rebuild Northern and Idalia Border Station	FP-NMG Transm Stations-Replace	368.0	$ -	$ -	$ -	$ -	$ -	$ -	$ -
4192	T610002107	TEMP	Rebuild Northern and Idalia Border Station	FP-NMG Transm Stations-Replace	369.0	$ -	$ -	$ -	$ -	$ -	$ -	$ -
4193	680002108	TEMP	NW Farmington - Combine Distribution Systems Along HWY 64	FP-NMG Dist Specifics-New	376.1	$ -	$ -	$ -	$ -	$ -	$ -	$ -
4194	680002108	TEMP	NW Farmington - Combine Distribution Systems Along HWY 64	FP-NMG Dist Specifics-New	376.2	$ -	$ -	$ -	$ -	$ -	$ -	$ -
4195	680002108	TEMP	NW Farmington - Combine Distribution Systems Along HWY 64	FP-NMG Dist Specifics-New	376.4	$ -	$ -	$ -	$ -	$ -	$ -	$ -
4196	680002109	TEMP	NW Farmington - Combine Distribution Systems Along HWY 516	FP-NMG Dist Specifics-New	376.1	$ -	$ -	$ -	$ -	$ -	$ -	$ -
4197	680002109	TEMP	NW Farmington - Combine Distribution Systems Along HWY 516	FP-NMG Dist Specifics-New	376.2	$ -	$ -	$ -	$ -	$ -	$ -	$ -
4198	680002109	TEMP	NW Farmington - Combine Distribution Systems Along HWY 516	FP-NMG Dist Specifics-New	376.4	$ -	$ -	$ -	$ -	$ -	$ -	$ -
4199	601002110	TEMP	Misc Infrastructure Hardware Blanket	FP-NMG Office Furn & Equip	391.2	$ -	$ -	$ -	$ -	$ -	$ -	$ -
4200	601002110	TEMP	Misc Infrastructure Hardware Blanket	FP-NMG Office Furn & Equip	397.0	$ -	$ -	$ -	$ -	$ -	$ -	$ -
4201	601002110	TEMP	Misc Infrastructure Hardware Blanket	FP-NMG Office Furn & Equip	398.0	$ -	$ -	$ -	$ -	$ -	$ -	$ -
4202	601002111	TEMP	Wyoming IT Room CRAC Units Replacement	FP-NMG Land_Structures&Improven	390.0	$ -	$ -	$ -	$ -	$ -	$ -	$ -
4203	601002112	TEMP	Wyoming UPS Replacement	FP-NMG Office Furn & Equip	391.2	$ -	$ -	$ -	$ -	$ -	$ -	$ -

NEW MEXICO GAS COMPANY, INC.

Plant Gross Activity
Base Period - 12 Months Ending March 31, 2023
Future Test Year - 12 Months Ending September 30, 2025

	A	B	C	D	E	M	N	O	P	Q	R	S	T
3	Investment Number	FP Number	Investment Name	FP Type	FERC Account	11/30/2023	12/31/2023	1/31/2024	2/29/2024	3/31/2024	4/30/2024	5/31/2024	6/30/2024
4148	610002093	TEMP	'28 ABQ X-Trube Project Ph 1	FP-NMG Dist Specific-Replace	376.1	$ -	$ -	$ -	$ -	$ -	$ -	$ -	$ -
4149	610002093	TEMP	'28 ABQ X-Trube Project Ph 1	FP-NMG Dist Specific-Replace	376.2	$ -	$ -	$ -	$ -	$ -	$ -	$ -	$ -
4150	610002093	TEMP	'28 ABQ X-Trube Project Ph 1	FP-NMG Dist Specific-Replace	376.4	$ -	$ -	$ -	$ -	$ -	$ -	$ -	$ -
4151	610002093	TEMP	'28 ABQ X-Trube Project Ph 1	FP-NMG Dist Specific-Replace	380.0	$ -	$ -	$ -	$ -	$ -	$ -	$ -	$ -
4152	T680002094	TEMP	RSV 18in ABQ LP ML - DOE Take-off	FP-NMG Transm Specific-Replace	367.1	$ -	$ -	$ -	$ -	$ -	$ -	$ -	$ -
4153	T680002094	TEMP	RSV 18in ABQ LP ML - DOE Take-off	FP-NMG Transm Specific-Replace	368.0	$ -	$ -	$ -	$ -	$ -	$ -	$ -	$ -
4154	T680002094	TEMP	RSV 18in ABQ LP ML - DOE Take-off	FP-NMG Transm Specific-Replace	369.0	$ -	$ -	$ -	$ -	$ -	$ -	$ -	$ -
4155	662002095	NEW-15710	NC Española - Dixon To Peñasco MLX along NM 75	FP-NMG Dist Specifics-New	376.1	$ -	$ -	$ -	$ -	$ -	$ -	$ -	$ -
4156	662002095	NEW-15710	NC Española - Dixon To Peñasco MLX along NM 75	FP-NMG Dist Specifics-New	376.2	$ -	$ -	$ -	$ -	$ -	$ -	$ -	$ -
4157	662002095	NEW-15710	NC Española - Dixon To Peñasco MLX along NM 75	FP-NMG Dist Specifics-New	376.4	$ -	$ -	$ -	$ -	$ -	$ -	$ -	$ -
4158	626002096	TEMP	Clovis Customer Service Office Remodel	FP-NMG Land_Structures&Improven	390.0	$ -	$ -	$ -	$ -	$ -	$ -	$ -	$ -
4159	610002097	TEMP	'28 ABQ X-Trube Project Ph 2	FP-NMG Dist Specific-Replace	376.1	$ -	$ -	$ -	$ -	$ -	$ -	$ -	$ -
4160	610002097	TEMP	'28 ABQ X-Trube Project Ph 2	FP-NMG Dist Specific-Replace	376.2	$ -	$ -	$ -	$ -	$ -	$ -	$ -	$ -
4161	610002097	TEMP	'28 ABQ X-Trube Project Ph 2	FP-NMG Dist Specific-Replace	376.4	$ -	$ -	$ -	$ -	$ -	$ -	$ -	$ -
4162	610002097	TEMP	'28 ABQ X-Trube Project Ph 2	FP-NMG Dist Specific-Replace	380.0	$ -	$ -	$ -	$ -	$ -	$ -	$ -	$ -
4163	T660002098	TEMP	RSV Questa ML - Questa/Red River Take-off	FP-NMG Transm Specific-Replace	367.1	$ -	$ -	$ -	$ -	$ -	$ -	$ -	$ -
4164	T660002098	TEMP	RSV Questa ML - Questa/Red River Take-off	FP-NMG Transm Specific-Replace	368.0	$ -	$ -	$ -	$ -	$ -	$ -	$ -	$ -
4165	T660002098	TEMP	RSV Questa ML - Questa/Red River Take-off	FP-NMG Transm Specific-Replace	369.0	$ -	$ -	$ -	$ -	$ -	$ -	$ -	$ -
4166	T680002099	TEMP	RSV Grants/Gallup ML – Valve Setting No. 5	FP-NMG Transm Specific-Replace	367.1	$ -	$ -	$ -	$ -	$ -	$ -	$ -	$ -
4167	T680002099	TEMP	RSV Grants/Gallup ML – Valve Setting No. 5	FP-NMG Transm Specific-Replace	368.0	$ -	$ -	$ -	$ -	$ -	$ -	$ -	$ -
4168	T680002099	TEMP	RSV Grants/Gallup ML – Valve Setting No. 5	FP-NMG Transm Specific-Replace	369.0	$ -	$ -	$ -	$ -	$ -	$ -	$ -	$ -
4169	T680002100	TEMP	RSV Grant Gallup ML - Borrego Pass Valve Setting No. 6	FP-NMG Transm Specific-Replace	367.1	$ -	$ -	$ -	$ -	$ -	$ -	$ -	$ -
4170	T680002100	TEMP	RSV Grant Gallup ML - Borrego Pass Valve Setting No. 6	FP-NMG Transm Specific-Replace	368.0	$ -	$ -	$ -	$ -	$ -	$ -	$ -	$ -
4171	T680002100	TEMP	RSV Grant Gallup ML - Borrego Pass Valve Setting No. 6	FP-NMG Transm Specific-Replace	369.0	$ -	$ -	$ -	$ -	$ -	$ -	$ -	$ -
4172	T680002101	TEMP	RSV Grants Gallup ML - Valve Setting No.1 South of Mesa	FP-NMG Transm Specific-Replace	367.1	$ -	$ -	$ -	$ -	$ -	$ -	$ -	$ -
4173	T680002101	TEMP	RSV Grants Gallup ML - Valve Setting No.1 South of Mesa	FP-NMG Transm Specific-Replace	368.0	$ -	$ -	$ -	$ -	$ -	$ -	$ -	$ -
4174	T680002101	TEMP	RSV Grants Gallup ML - Valve Setting No.1 South of Mesa	FP-NMG Transm Specific-Replace	369.0	$ -	$ -	$ -	$ -	$ -	$ -	$ -	$ -
4175	T680002102	TEMP	RSV Grants Gallup ML - Valve Setting No.3	FP-NMG Transm Specific-Replace	367.1	$ -	$ -	$ -	$ -	$ -	$ -	$ -	$ -
4176	T680002102	TEMP	RSV Grants Gallup ML - Valve Setting No.3	FP-NMG Transm Specific-Replace	368.0	$ -	$ -	$ -	$ -	$ -	$ -	$ -	$ -
4177	T680002102	TEMP	RSV Grants Gallup ML - Valve Setting No.3	FP-NMG Transm Specific-Replace	369.0	$ -	$ -	$ -	$ -	$ -	$ -	$ -	$ -
4178	T680002103	TEMP	RSV Grants Gallup ML - Valve Setting No.4 Penas Ranch	FP-NMG Transm Specific-Replace	367.1	$ -	$ -	$ -	$ -	$ -	$ -	$ -	$ -
4179	T680002103	TEMP	RSV Grants Gallup ML - Valve Setting No.4 Penas Ranch	FP-NMG Transm Specific-Replace	368.0	$ -	$ -	$ -	$ -	$ -	$ -	$ -	$ -
4180	T680002103	TEMP	RSV Grants Gallup ML - Valve Setting No.4 Penas Ranch	FP-NMG Transm Specific-Replace	369.0	$ -	$ -	$ -	$ -	$ -	$ -	$ -	$ -
4181	T610002104	TEMP	Replace Casing on Rio Puerco 16" and I-40	FP-NMG Transm Specific-Replace	367.1	$ -	$ -	$ -	$ -	$ -	$ -	$ -	$ -
4182	T610002104	TEMP	Replace Casing on Rio Puerco 16" and I-40	FP-NMG Transm Specific-Replace	368.0	$ -	$ -	$ -	$ -	$ -	$ -	$ -	$ -
4183	T610002104	TEMP	Replace Casing on Rio Puerco 16" and I-40	FP-NMG Transm Specific-Replace	369.0	$ -	$ -	$ -	$ -	$ -	$ -	$ -	$ -
4184	621002105	TEMP	ALA College Blocks Replacement	FP-NMG Dist Specific-Replace	376.1	$ -	$ -	$ -	$ -	$ -	$ -	$ -	$ -
4185	621002105	TEMP	ALA College Blocks Replacement	FP-NMG Dist Specific-Replace	376.2	$ -	$ -	$ -	$ -	$ -	$ -	$ -	$ -
4186	621002105	TEMP	ALA College Blocks Replacement	FP-NMG Dist Specific-Replace	376.4	$ -	$ -	$ -	$ -	$ -	$ -	$ -	$ -
4187	621002105	TEMP	ALA College Blocks Replacement	FP-NMG Dist Specific-Replace	380.0	$ -	$ -	$ -	$ -	$ -	$ -	$ -	$ -
4188	T610002106	TEMP	Rio Rancho Border Station Rebuild #2	FP-NMG Transm Specific-Replace	367.1	$ -	$ -	$ -	$ -	$ -	$ -	$ -	$ -
4189	T610002106	TEMP	Rio Rancho Border Station Rebuild #2	FP-NMG Transm Specific-Replace	368.0	$ -	$ -	$ -	$ -	$ -	$ -	$ -	$ -
4190	T610002106	TEMP	Rio Rancho Border Station Rebuild #2	FP-NMG Transm Specific-Replace	369.0	$ -	$ -	$ -	$ -	$ -	$ -	$ -	$ -
4191	T610002107	TEMP	Rebuild Northern and Idalia Border Station	FP-NMG Transm Stations-Replace	368.0	$ -	$ -	$ -	$ -	$ -	$ -	$ -	$ -
4192	T610002107	TEMP	Rebuild Northern and Idalia Border Station	FP-NMG Transm Stations-Replace	369.0	$ -	$ -	$ -	$ -	$ -	$ -	$ -	$ -
4193	680002108	TEMP	NW Farmington - Combine Distribution Systems Along HWY 64	FP-NMG Dist Specifics-New	376.1	$ -	$ -	$ -	$ -	$ -	$ -	$ -	$ -
4194	680002108	TEMP	NW Farmington - Combine Distribution Systems Along HWY 64	FP-NMG Dist Specifics-New	376.2	$ -	$ -	$ -	$ -	$ -	$ -	$ -	$ -
4195	680002108	TEMP	NW Farmington - Combine Distribution Systems Along HWY 64	FP-NMG Dist Specifics-New	376.4	$ -	$ -	$ -	$ -	$ -	$ -	$ -	$ -
4196	680002109	TEMP	NW Farmington - Combine Distribution Systems Along HWY 516	FP-NMG Dist Specifics-New	376.1	$ -	$ -	$ -	$ -	$ -	$ -	$ -	$ -
4197	680002109	TEMP	NW Farmington - Combine Distribution Systems Along HWY 516	FP-NMG Dist Specifics-New	376.2	$ -	$ -	$ -	$ -	$ -	$ -	$ -	$ -
4198	680002109	TEMP	NW Farmington - Combine Distribution Systems Along HWY 516	FP-NMG Dist Specifics-New	376.4	$ -	$ -	$ -	$ -	$ -	$ -	$ -	$ -
4199	601002110	TEMP	Misc Infrastructure Hardware Blanket	FP-NMG Office Furn & Equip	391.2	$ -	$ -	$ -	$ -	$ -	$ -	$ -	$ -
4200	601002110	TEMP	Misc Infrastructure Hardware Blanket	FP-NMG Office Furn & Equip	397.0	$ -	$ -	$ -	$ -	$ -	$ -	$ -	$ -
4201	601002110	TEMP	Misc Infrastructure Hardware Blanket	FP-NMG Office Furn & Equip	398.0	$ -	$ -	$ -	$ -	$ -	$ -	$ -	$ -
4202	601002111	TEMP	Wyoming IT Room CRAC Units Replacement	FP-NMG Land_Structures&Improven	390.0	$ -	$ -	$ -	$ -	$ -	$ -	$ -	$ -
4203	601002112	TEMP	Wyoming UPS Replacement	FP-NMG Office Furn & Equip	391.2	$ -	$ -	$ -	$ -	$ -	$ -	$ -	$ -

NEW MEXICO GAS COMPANY, INC.

Plant Gross Activity
Base Period - 12 Months Ending March 31, 2023
Future Test Year - 12 Months Ending September 30, 2025

	A	B	C	D	E	U	V	W	X	Y	Z	AA
3	Investment Number	FP Number	Investment Name	FP Type	FERC Account	7/31/2024	8/31/2024	9/30/2024	10/31/2024	11/30/2024	12/31/2024	1/31/2025
4148	610002093	TEMP	'28 ABQ X-Trube Project Ph 1	FP-NMG Dist Specific-Replace	376.1	$ -	$ -	$ -	$ -	$ -	$ -	$ -
4149	610002093	TEMP	'28 ABQ X-Trube Project Ph 1	FP-NMG Dist Specific-Replace	376.2	$ -	$ -	$ -	$ -	$ -	$ -	$ -
4150	610002093	TEMP	'28 ABQ X-Trube Project Ph 1	FP-NMG Dist Specific-Replace	376.4	$ -	$ -	$ -	$ -	$ -	$ -	$ -
4151	610002093	TEMP	'28 ABQ X-Trube Project Ph 1	FP-NMG Dist Specific-Replace	380.0	$ -	$ -	$ -	$ -	$ -	$ -	$ -
4152	T680002094	TEMP	RSV 18in ABQ LP ML - DOE Take-off	FP-NMG Transm Specific-Replace	367.1	$ -	$ -	$ -	$ -	$ -	$ -	$ -
4153	T680002094	TEMP	RSV 18in ABQ LP ML - DOE Take-off	FP-NMG Transm Specific-Replace	368.0	$ -	$ -	$ -	$ -	$ -	$ -	$ -
4154	T680002094	TEMP	RSV 18in ABQ LP ML - DOE Take-off	FP-NMG Transm Specific-Replace	369.0	$ -	$ -	$ -	$ -	$ -	$ -	$ -
4155	662002095	NEW-15710	NC Española - Dixon To Peñasco MLX along NM 75	FP-NMG Dist Specifics-New	376.1	$ -	$ -	$ -	$ -	$ -	$ -	$ -
4156	662002095	NEW-15710	NC Española - Dixon To Peñasco MLX along NM 75	FP-NMG Dist Specifics-New	376.2	$ -	$ -	$ -	$ -	$ -	$ -	$ -
4157	662002095	NEW-15710	NC Española - Dixon To Peñasco MLX along NM 75	FP-NMG Dist Specifics-New	376.4	$ -	$ -	$ -	$ -	$ -	$ -	$ -
4158	626002096	TEMP	Clovis Customer Service Office Remodel	FP-NMG Land_Structures&Improven	390.0	$ 88,421	$ -	$ -	$ -	$ -	$ -	$ -
4159	610002097	TEMP	'28 ABQ X-Trube Project Ph 2	FP-NMG Dist Specific-Replace	376.1	$ -	$ -	$ -	$ -	$ -	$ -	$ -
4160	610002097	TEMP	'28 ABQ X-Trube Project Ph 2	FP-NMG Dist Specific-Replace	376.2	$ -	$ -	$ -	$ -	$ -	$ -	$ -
4161	610002097	TEMP	'28 ABQ X-Trube Project Ph 2	FP-NMG Dist Specific-Replace	376.4	$ -	$ -	$ -	$ -	$ -	$ -	$ -
4162	610002097	TEMP	'28 ABQ X-Trube Project Ph 2	FP-NMG Dist Specific-Replace	380.0	$ -	$ -	$ -	$ -	$ -	$ -	$ -
4163	T660002098	TEMP	RSV Questa ML - Questa/Red River Take-off	FP-NMG Transm Specific-Replace	367.1	$ -	$ -	$ -	$ -	$ -	$ -	$ -
4164	T660002098	TEMP	RSV Questa ML - Questa/Red River Take-off	FP-NMG Transm Specific-Replace	368.0	$ -	$ -	$ -	$ -	$ -	$ -	$ -
4165	T660002098	TEMP	RSV Questa ML - Questa/Red River Take-off	FP-NMG Transm Specific-Replace	369.0	$ -	$ -	$ -	$ -	$ -	$ -	$ -
4166	T680002099	TEMP	RSV Grants/Gallup ML – Valve Setting No. 5	FP-NMG Transm Specific-Replace	367.1	$ -	$ -	$ -	$ -	$ -	$ -	$ -
4167	T680002099	TEMP	RSV Grants/Gallup ML – Valve Setting No. 5	FP-NMG Transm Specific-Replace	368.0	$ -	$ -	$ -	$ -	$ -	$ -	$ -
4168	T680002099	TEMP	RSV Grants/Gallup ML – Valve Setting No. 5	FP-NMG Transm Specific-Replace	369.0	$ -	$ -	$ -	$ -	$ -	$ -	$ -
4169	T680002100	TEMP	RSV Grant Gallup ML - Borrego Pass Valve Setting No. 6	FP-NMG Transm Specific-Replace	367.1	$ -	$ -	$ -	$ -	$ -	$ -	$ -
4170	T680002100	TEMP	RSV Grant Gallup ML - Borrego Pass Valve Setting No. 6	FP-NMG Transm Specific-Replace	368.0	$ -	$ -	$ -	$ -	$ -	$ -	$ -
4171	T680002100	TEMP	RSV Grant Gallup ML - Borrego Pass Valve Setting No. 6	FP-NMG Transm Specific-Replace	369.0	$ -	$ -	$ -	$ -	$ -	$ -	$ -
4172	T680002101	TEMP	RSV Grants Gallup ML - Valve Setting No.1 South of Mesa	FP-NMG Transm Specific-Replace	367.1	$ -	$ -	$ -	$ -	$ -	$ -	$ -
4173	T680002101	TEMP	RSV Grants Gallup ML - Valve Setting No.1 South of Mesa	FP-NMG Transm Specific-Replace	368.0	$ -	$ -	$ -	$ -	$ -	$ -	$ -
4174	T680002101	TEMP	RSV Grants Gallup ML - Valve Setting No.1 South of Mesa	FP-NMG Transm Specific-Replace	369.0	$ -	$ -	$ -	$ -	$ -	$ -	$ -
4175	T680002102	TEMP	RSV Grants Gallup ML - Valve Setting No.3	FP-NMG Transm Specific-Replace	367.1	$ -	$ -	$ -	$ -	$ -	$ -	$ -
4176	T680002102	TEMP	RSV Grants Gallup ML - Valve Setting No.3	FP-NMG Transm Specific-Replace	368.0	$ -	$ -	$ -	$ -	$ -	$ -	$ -
4177	T680002102	TEMP	RSV Grants Gallup ML - Valve Setting No.3	FP-NMG Transm Specific-Replace	369.0	$ -	$ -	$ -	$ -	$ -	$ -	$ -
4178	T680002103	TEMP	RSV Grants Gallup ML - Valve Setting No.4 Penas Ranch	FP-NMG Transm Specific-Replace	367.1	$ -	$ -	$ -	$ -	$ -	$ -	$ -
4179	T680002103	TEMP	RSV Grants Gallup ML - Valve Setting No.4 Penas Ranch	FP-NMG Transm Specific-Replace	368.0	$ -	$ -	$ -	$ -	$ -	$ -	$ -
4180	T680002103	TEMP	RSV Grants Gallup ML - Valve Setting No.4 Penas Ranch	FP-NMG Transm Specific-Replace	369.0	$ -	$ -	$ -	$ -	$ -	$ -	$ -
4181	T610002104	TEMP	Replace Casing on Rio Puerco 16" and I-40	FP-NMG Transm Specific-Replace	367.1	$ -	$ -	$ -	$ -	$ -	$ -	$ -
4182	T610002104	TEMP	Replace Casing on Rio Puerco 16" and I-40	FP-NMG Transm Specific-Replace	368.0	$ -	$ -	$ -	$ -	$ -	$ -	$ -
4183	T610002104	TEMP	Replace Casing on Rio Puerco 16" and I-40	FP-NMG Transm Specific-Replace	369.0	$ -	$ -	$ -	$ -	$ -	$ -	$ -
4184	621002105	TEMP	ALA College Blocks Replacement	FP-NMG Dist Specific-Replace	376.1	$ -	$ -	$ -	$ -	$ -	$ -	$ -
4185	621002105	TEMP	ALA College Blocks Replacement	FP-NMG Dist Specific-Replace	376.2	$ -	$ -	$ -	$ -	$ -	$ -	$ -
4186	621002105	TEMP	ALA College Blocks Replacement	FP-NMG Dist Specific-Replace	376.4	$ -	$ -	$ -	$ -	$ -	$ -	$ -
4187	621002105	TEMP	ALA College Blocks Replacement	FP-NMG Dist Specific-Replace	380.0	$ -	$ -	$ -	$ -	$ -	$ -	$ -
4188	T610002106	TEMP	Rio Rancho Border Station Rebuild #2	FP-NMG Transm Specific-Replace	367.1	$ -	$ -	$ -	$ -	$ -	$ -	$ -
4189	T610002106	TEMP	Rio Rancho Border Station Rebuild #2	FP-NMG Transm Specific-Replace	368.0	$ -	$ -	$ -	$ -	$ -	$ -	$ -
4190	T610002106	TEMP	Rio Rancho Border Station Rebuild #2	FP-NMG Transm Specific-Replace	369.0	$ -	$ -	$ -	$ -	$ -	$ -	$ -
4191	T610002107	TEMP	Rebuild Northern and Idalia Border Station	FP-NMG Transm Stations-Replace	368.0	$ -	$ -	$ -	$ -	$ -	$ -	$ -
4192	T610002107	TEMP	Rebuild Northern and Idalia Border Station	FP-NMG Transm Stations-Replace	369.0	$ -	$ -	$ -	$ -	$ -	$ -	$ -
4193	680002108	TEMP	NW Farmington - Combine Distribution Systems Along HWY 64	FP-NMG Dist Specifics-New	376.1	$ -	$ -	$ -	$ -	$ -	$ -	$ -
4194	680002108	TEMP	NW Farmington - Combine Distribution Systems Along HWY 64	FP-NMG Dist Specifics-New	376.2	$ -	$ -	$ -	$ -	$ -	$ -	$ -
4195	680002108	TEMP	NW Farmington - Combine Distribution Systems Along HWY 64	FP-NMG Dist Specifics-New	376.4	$ -	$ -	$ -	$ -	$ -	$ -	$ -
4196	680002109	TEMP	NW Farmington - Combine Distribution Systems Along HWY 516	FP-NMG Dist Specifics-New	376.1	$ -	$ -	$ -	$ -	$ -	$ -	$ -
4197	680002109	TEMP	NW Farmington - Combine Distribution Systems Along HWY 516	FP-NMG Dist Specifics-New	376.2	$ -	$ -	$ -	$ -	$ -	$ -	$ -
4198	680002109	TEMP	NW Farmington - Combine Distribution Systems Along HWY 516	FP-NMG Dist Specifics-New	376.4	$ -	$ -	$ -	$ -	$ -	$ -	$ -
4199	601002110	TEMP	Misc Infrastructure Hardware Blanket	FP-NMG Office Furn & Equip	391.2	$ -	$ -	$ -	$ -	$ -	$ -	$ -
4200	601002110	TEMP	Misc Infrastructure Hardware Blanket	FP-NMG Office Furn & Equip	397.0	$ -	$ -	$ -	$ -	$ -	$ -	$ -
4201	601002110	TEMP	Misc Infrastructure Hardware Blanket	FP-NMG Office Furn & Equip	398.0	$ -	$ -	$ -	$ -	$ -	$ -	$ -
4202	601002111	TEMP	Wyoming IT Room CRAC Units Replacement	FP-NMG Land_Structures&Improven	390.0	$ -	$ -	$ -	$ -	$ -	$ -	$ -
4203	601002112	TEMP	Wyoming UPS Replacement	FP-NMG Office Furn & Equip	391.2	$ -	$ -	$ -	$ -	$ -	$ -	$ -

NEW MEXICO GAS COMPANY, INC.

Plant Gross Activity
Base Period - 12 Months Ending March 31, 2023
Future Test Year - 12 Months Ending September 30, 2025

	A	B	C	D	E	AB	AC	AD	AE	AF	AG	AH	AI
3	Investment Number	FP Number	Investment Name	FP Type	FERC Account	2/28/2025	3/31/2025	4/30/2025	5/31/2025	6/30/2025	7/31/2025	8/31/2025	9/30/2025
4148	610002093	TEMP	'28 ABQ X-Trube Project Ph 1	FP-NMG Dist Specific-Replace	376.1	$ -	$ -	$ -	$ -	$ -	$ -	$ -	$ -
4149	610002093	TEMP	'28 ABQ X-Trube Project Ph 1	FP-NMG Dist Specific-Replace	376.2	$ -	$ -	$ -	$ -	$ -	$ -	$ -	$ -
4150	610002093	TEMP	'28 ABQ X-Trube Project Ph 1	FP-NMG Dist Specific-Replace	376.4	$ -	$ -	$ -	$ -	$ -	$ -	$ -	$ -
4151	610002093	TEMP	'28 ABQ X-Trube Project Ph 1	FP-NMG Dist Specific-Replace	380.0	$ -	$ -	$ -	$ -	$ -	$ -	$ -	$ -
4152	T680002094	TEMP	RSV 18in ABQ LP ML - DOE Take-off	FP-NMG Transm Specific-Replace	367.1	$ -	$ -	$ -	$ -	$ -	$ -	$ -	$ -
4153	T680002094	TEMP	RSV 18in ABQ LP ML - DOE Take-off	FP-NMG Transm Specific-Replace	368.0	$ -	$ -	$ -	$ -	$ -	$ -	$ -	$ -
4154	T680002094	TEMP	RSV 18in ABQ LP ML - DOE Take-off	FP-NMG Transm Specific-Replace	369.0	$ -	$ -	$ -	$ -	$ -	$ -	$ -	$ -
4155	662002095	NEW-15710	NC Española - Dixon To Peñasco MLX along NM 75	FP-NMG Dist Specifics-New	376.1	$ -	$ -	$ -	$ -	$ 3	$ -	$ -	$ -
4156	662002095	NEW-15710	NC Española - Dixon To Peñasco MLX along NM 75	FP-NMG Dist Specifics-New	376.2	$ -	$ -	$ -	$ -	$ 2	$ -	$ -	$ -
4157	662002095	NEW-15710	NC Española - Dixon To Peñasco MLX along NM 75	FP-NMG Dist Specifics-New	376.4	$ -	$ -	$ -	$ -	$ 1	$ -	$ -	$ -
4158	626002096	TEMP	Clovis Customer Service Office Remodel	FP-NMG Land_Structures&Improven	390.0	$ -	$ -	$ -	$ -	$ -	$ -	$ -	$ -
4159	610002097	TEMP	'28 ABQ X-Trube Project Ph 2	FP-NMG Dist Specific-Replace	376.1	$ -	$ -	$ -	$ -	$ -	$ -	$ -	$ -
4160	610002097	TEMP	'28 ABQ X-Trube Project Ph 2	FP-NMG Dist Specific-Replace	376.2	$ -	$ -	$ -	$ -	$ -	$ -	$ -	$ -
4161	610002097	TEMP	'28 ABQ X-Trube Project Ph 2	FP-NMG Dist Specific-Replace	376.4	$ -	$ -	$ -	$ -	$ -	$ -	$ -	$ -
4162	610002097	TEMP	'28 ABQ X-Trube Project Ph 2	FP-NMG Dist Specific-Replace	380.0	$ -	$ -	$ -	$ -	$ -	$ -	$ -	$ -
4163	T660002098	TEMP	RSV Questa ML - Questa/Red River Take-off	FP-NMG Transm Specific-Replace	367.1	$ -	$ -	$ -	$ -	$ -	$ -	$ -	$ -
4164	T660002098	TEMP	RSV Questa ML - Questa/Red River Take-off	FP-NMG Transm Specific-Replace	368.0	$ -	$ -	$ -	$ -	$ -	$ -	$ -	$ -
4165	T660002098	TEMP	RSV Questa ML - Questa/Red River Take-off	FP-NMG Transm Specific-Replace	369.0	$ -	$ -	$ -	$ -	$ -	$ -	$ -	$ -
4166	T680002099	TEMP	RSV Grants/Gallup ML – Valve Setting No. 5	FP-NMG Transm Specific-Replace	367.1	$ -	$ -	$ -	$ -	$ -	$ -	$ -	$ -
4167	T680002099	TEMP	RSV Grants/Gallup ML – Valve Setting No. 5	FP-NMG Transm Specific-Replace	368.0	$ -	$ -	$ -	$ -	$ -	$ -	$ -	$ -
4168	T680002099	TEMP	RSV Grants/Gallup ML – Valve Setting No. 5	FP-NMG Transm Specific-Replace	369.0	$ -	$ -	$ -	$ -	$ -	$ -	$ -	$ -
4169	T680002100	TEMP	RSV Grant Gallup ML - Borrego Pass Valve Setting No. 6	FP-NMG Transm Specific-Replace	367.1	$ -	$ -	$ -	$ -	$ -	$ -	$ -	$ -
4170	T680002100	TEMP	RSV Grant Gallup ML - Borrego Pass Valve Setting No. 6	FP-NMG Transm Specific-Replace	368.0	$ -	$ -	$ -	$ -	$ -	$ -	$ -	$ -
4171	T680002100	TEMP	RSV Grant Gallup ML - Borrego Pass Valve Setting No. 6	FP-NMG Transm Specific-Replace	369.0	$ -	$ -	$ -	$ -	$ -	$ -	$ -	$ -
4172	T680002101	TEMP	RSV Grants Gallup ML - Valve Setting No.1 South of Mesa	FP-NMG Transm Specific-Replace	367.1	$ -	$ -	$ -	$ -	$ -	$ -	$ -	$ -
4173	T680002101	TEMP	RSV Grants Gallup ML - Valve Setting No.1 South of Mesa	FP-NMG Transm Specific-Replace	368.0	$ -	$ -	$ -	$ -	$ -	$ -	$ -	$ -
4174	T680002101	TEMP	RSV Grants Gallup ML - Valve Setting No.1 South of Mesa	FP-NMG Transm Specific-Replace	369.0	$ -	$ -	$ -	$ -	$ -	$ -	$ -	$ -
4175	T680002102	TEMP	RSV Grants Gallup ML - Valve Setting No.3	FP-NMG Transm Specific-Replace	367.1	$ -	$ -	$ -	$ -	$ -	$ -	$ -	$ -
4176	T680002102	TEMP	RSV Grants Gallup ML - Valve Setting No.3	FP-NMG Transm Specific-Replace	368.0	$ -	$ -	$ -	$ -	$ -	$ -	$ -	$ -
4177	T680002102	TEMP	RSV Grants Gallup ML - Valve Setting No.3	FP-NMG Transm Specific-Replace	369.0	$ -	$ -	$ -	$ -	$ -	$ -	$ -	$ -
4178	T680002103	TEMP	RSV Grants Gallup ML - Valve Setting No.4 Penas Ranch	FP-NMG Transm Specific-Replace	367.1	$ -	$ -	$ -	$ -	$ -	$ -	$ -	$ -
4179	T680002103	TEMP	RSV Grants Gallup ML - Valve Setting No.4 Penas Ranch	FP-NMG Transm Specific-Replace	368.0	$ -	$ -	$ -	$ -	$ -	$ -	$ -	$ -
4180	T680002103	TEMP	RSV Grants Gallup ML - Valve Setting No.4 Penas Ranch	FP-NMG Transm Specific-Replace	369.0	$ -	$ -	$ -	$ -	$ -	$ -	$ -	$ -
4181	T610002104	TEMP	Replace Casing on Rio Puerco 16" and I-40	FP-NMG Transm Specific-Replace	367.1	$ -	$ -	$ -	$ -	$ -	$ -	$ -	$ 440,107
4182	T610002104	TEMP	Replace Casing on Rio Puerco 16" and I-40	FP-NMG Transm Specific-Replace	368.0	$ -	$ -	$ -	$ -	$ -	$ -	$ -	$ 62,872
4183	T610002104	TEMP	Replace Casing on Rio Puerco 16" and I-40	FP-NMG Transm Specific-Replace	369.0	$ -	$ -	$ -	$ -	$ -	$ -	$ -	$ 125,745
4184	621002105	TEMP	ALA College Blocks Replacement	FP-NMG Dist Specific-Replace	376.1	$ -	$ -	$ -	$ -	$ -	$ -	$ -	$ -
4185	621002105	TEMP	ALA College Blocks Replacement	FP-NMG Dist Specific-Replace	376.2	$ -	$ -	$ -	$ -	$ -	$ -	$ -	$ -
4186	621002105	TEMP	ALA College Blocks Replacement	FP-NMG Dist Specific-Replace	376.4	$ -	$ -	$ -	$ -	$ -	$ -	$ -	$ -
4187	621002105	TEMP	ALA College Blocks Replacement	FP-NMG Dist Specific-Replace	380.0	$ -	$ -	$ -	$ -	$ -	$ -	$ -	$ -
4188	T610002106	TEMP	Rio Rancho Border Station Rebuild #2	FP-NMG Transm Specific-Replace	367.1	$ -	$ -	$ -	$ -	$ -	$ -	$ -	$ -
4189	T610002106	TEMP	Rio Rancho Border Station Rebuild #2	FP-NMG Transm Specific-Replace	368.0	$ -	$ -	$ -	$ -	$ -	$ -	$ -	$ -
4190	T610002106	TEMP	Rio Rancho Border Station Rebuild #2	FP-NMG Transm Specific-Replace	369.0	$ -	$ -	$ -	$ -	$ -	$ -	$ -	$ -
4191	T610002107	TEMP	Rebuild Northern and Idalia Border Station	FP-NMG Transm Stations-Replace	368.0	$ -	$ -	$ -	$ -	$ -	$ -	$ -	$ -
4192	T610002107	TEMP	Rebuild Northern and Idalia Border Station	FP-NMG Transm Stations-Replace	369.0	$ -	$ -	$ -	$ -	$ -	$ -	$ -	$ -
4193	680002108	TEMP	NW Farmington - Combine Distribution Systems Along HWY 64	FP-NMG Dist Specifics-New	376.1	$ -	$ -	$ -	$ -	$ -	$ -	$ -	$ -
4194	680002108	TEMP	NW Farmington - Combine Distribution Systems Along HWY 64	FP-NMG Dist Specifics-New	376.2	$ -	$ -	$ -	$ -	$ -	$ -	$ -	$ -
4195	680002108	TEMP	NW Farmington - Combine Distribution Systems Along HWY 64	FP-NMG Dist Specifics-New	376.4	$ -	$ -	$ -	$ -	$ -	$ -	$ -	$ -
4196	680002109	TEMP	NW Farmington - Combine Distribution Systems Along HWY 516	FP-NMG Dist Specifics-New	376.1	$ -	$ -	$ -	$ -	$ -	$ -	$ -	$ -
4197	680002109	TEMP	NW Farmington - Combine Distribution Systems Along HWY 516	FP-NMG Dist Specifics-New	376.2	$ -	$ -	$ -	$ -	$ -	$ -	$ -	$ -
4198	680002109	TEMP	NW Farmington - Combine Distribution Systems Along HWY 516	FP-NMG Dist Specifics-New	376.4	$ -	$ -	$ -	$ -	$ -	$ -	$ -	$ -
4199	601002110	TEMP	Misc Infrastructure Hardware Blanket	FP-NMG Office Furn & Equip	391.2	$ -	$ -	$ -	$ -	$ -	$ -	$ -	$ -
4200	601002110	TEMP	Misc Infrastructure Hardware Blanket	FP-NMG Office Furn & Equip	397.0	$ -	$ -	$ -	$ -	$ -	$ -	$ -	$ -
4201	601002110	TEMP	Misc Infrastructure Hardware Blanket	FP-NMG Office Furn & Equip	398.0	$ -	$ -	$ -	$ -	$ -	$ -	$ -	$ -
4202	601002111	TEMP	Wyoming IT Room CRAC Units Replacement	FP-NMG Land_Structures&Improven	390.0	$ -	$ -	$ -	$ -	$ -	$ -	$ -	$ -
4203	601002112	TEMP	Wyoming UPS Replacement	FP-NMG Office Furn & Equip	391.2	$ -	$ -	$ -	$ -	$ -	$ -	$ -	$ -

NEW MEXICO GAS COMPANY, INC.

Plant Gross Activity
Base Period - 12 Months Ending March 31, 2023
Future Test Year - 12 Months Ending September 30, 2025

	A	B	C	D	E	F	G	H	I	J	K	L
3	Investment Number	FP Number	Investment Name	FP Type	FERC Account	4/30/2023	5/31/2023	6/30/2023	7/31/2023	8/31/2023	9/30/2023	10/31/2023
4204	601002112	TEMP	Wyoming UPS Replacement	FP-NMG Office Furn & Equip	397.0	$ -	$ -	$ -	$ -	$ -	$ -	$ -
4205	601002112	TEMP	Wyoming UPS Replacement	FP-NMG Office Furn & Equip	398.0	$ -	$ -	$ -	$ -	$ -	$ -	$ -
4206	601002113	TEMP	PC Refresh	FP-NMG Office Furn & Equip	391.2	$ -	$ -	$ -	$ -	$ -	$ -	$ -
4207	601002113	TEMP	PC Refresh	FP-NMG Office Furn & Equip	397.0	$ -	$ -	$ -	$ -	$ -	$ -	$ -
4208	601002113	TEMP	PC Refresh	FP-NMG Office Furn & Equip	398.0	$ -	$ -	$ -	$ -	$ -	$ -	$ -
4209	601002114	TEMP	Banner Software Upgrades	FP-NMG Intangible	303.3	$ -	$ -	$ -	$ -	$ -	$ -	$ -
4210	601002115	TEMP	ITRON Upgrade Version	FP-NMG Intangible	303.3	$ -	$ -	$ -	$ -	$ -	$ -	$ -
4211	601002116	TEMP	Service Suite Upgrade/Enhancements	FP-NMG Intangible	303.3	$ -	$ -	$ -	$ -	$ -	$ -	$ -
4212	680002117	TEMP	NW Farmington - San Juan River Crossing at Navajo Dam	FP-NMG Dist Specifics-New	376.1	$ -	$ -	$ -	$ -	$ -	$ -	$ -
4213	680002117	TEMP	NW Farmington - San Juan River Crossing at Navajo Dam	FP-NMG Dist Specifics-New	376.2	$ -	$ -	$ -	$ -	$ -	$ -	$ -
4214	680002117	TEMP	NW Farmington - San Juan River Crossing at Navajo Dam	FP-NMG Dist Specifics-New	376.4	$ -	$ -	$ -	$ -	$ -	$ -	$ -
4215	680002118	TEMP	NW Farmington - Sategna Regulator Station Rebuild	FP-NMG Dist Specific-Replace	376.1	$ -	$ -	$ -	$ -	$ -	$ -	$ -
4216	680002118	TEMP	NW Farmington - Sategna Regulator Station Rebuild	FP-NMG Dist Specific-Replace	376.2	$ -	$ -	$ -	$ -	$ -	$ -	$ -
4217	680002118	TEMP	NW Farmington - Sategna Regulator Station Rebuild	FP-NMG Dist Specific-Replace	376.4	$ -	$ -	$ -	$ -	$ -	$ -	$ -
4218	680002118	TEMP	NW Farmington - Sategna Regulator Station Rebuild	FP-NMG Dist Specific-Replace	380.0	$ -	$ -	$ -	$ -	$ -	$ -	$ -
4219	601002119	TEMP	SAN Refresh Wyoming	FP-NMG Office Furn & Equip	391.2	$ -	$ -	$ -	$ -	$ -	$ -	$ -
4220	601002119	TEMP	SAN Refresh Wyoming	FP-NMG Office Furn & Equip	397.0	$ -	$ -	$ -	$ -	$ -	$ -	$ -
4221	601002119	TEMP	SAN Refresh Wyoming	FP-NMG Office Furn & Equip	398.0	$ -	$ -	$ -	$ -	$ -	$ -	$ -
4222	680002120	TEMP	NW Farmington - Combine Distribution Systems Along HWY 550	FP-NMG Dist Specifics-New	376.1	$ -	$ -	$ -	$ -	$ -	$ -	$ -
4223	680002120	TEMP	NW Farmington - Combine Distribution Systems Along HWY 550	FP-NMG Dist Specifics-New	376.2	$ -	$ -	$ -	$ -	$ -	$ -	$ -
4224	680002120	TEMP	NW Farmington - Combine Distribution Systems Along HWY 550	FP-NMG Dist Specifics-New	376.4	$ -	$ -	$ -	$ -	$ -	$ -	$ -
4225	601002121	TEMP	SAN Refresh Edith	FP-NMG Office Furn & Equip	391.2	$ -	$ -	$ -	$ -	$ -	$ -	$ -
4226	601002121	TEMP	SAN Refresh Edith	FP-NMG Office Furn & Equip	397.0	$ -	$ -	$ -	$ -	$ -	$ -	$ -
4227	601002121	TEMP	SAN Refresh Edith	FP-NMG Office Furn & Equip	398.0	$ -	$ -	$ -	$ -	$ -	$ -	$ -
4228	633002122	TEMP	TOC Uvas Valley PVC Replacement	FP-NMG Dist Specific-Replace	376.1	$ -	$ -	$ -	$ -	$ -	$ -	$ -
4229	633002122	TEMP	TOC Uvas Valley PVC Replacement	FP-NMG Dist Specific-Replace	376.2	$ -	$ -	$ -	$ -	$ -	$ -	$ -
4230	633002122	TEMP	TOC Uvas Valley PVC Replacement	FP-NMG Dist Specific-Replace	376.4	$ -	$ -	$ -	$ -	$ -	$ -	$ -
4231	633002122	TEMP	TOC Uvas Valley PVC Replacement	FP-NMG Dist Specific-Replace	380.0	$ -	$ -	$ -	$ -	$ -	$ -	$ -
4232	601002123	TEMP	Wireless Access points	FP-NMG Office Furn & Equip	391.2	$ -	$ -	$ -	$ -	$ -	$ -	$ -
4233	601002123	TEMP	Wireless Access points	FP-NMG Office Furn & Equip	397.0	$ -	$ -	$ -	$ -	$ -	$ -	$ -
4234	601002123	TEMP	Wireless Access points	FP-NMG Office Furn & Equip	398.0	$ -	$ -	$ -	$ -	$ -	$ -	$ -
4235	601002124	TEMP	VM Wyoming Environment	FP-NMG Office Furn & Equip	391.2	$ -	$ -	$ -	$ -	$ -	$ -	$ -
4236	601002124	TEMP	VM Wyoming Environment	FP-NMG Office Furn & Equip	397.0	$ -	$ -	$ -	$ -	$ -	$ -	$ -
4237	601002124	TEMP	VM Wyoming Environment	FP-NMG Office Furn & Equip	398.0	$ -	$ -	$ -	$ -	$ -	$ -	$ -
4238	601002125	TEMP	VM Edith Environment	FP-NMG Office Furn & Equip	391.2	$ -	$ -	$ -	$ -	$ -	$ -	$ -
4239	601002125	TEMP	VM Edith Environment	FP-NMG Office Furn & Equip	397.0	$ -	$ -	$ -	$ -	$ -	$ -	$ -
4240	601002125	TEMP	VM Edith Environment	FP-NMG Office Furn & Equip	398.0	$ -	$ -	$ -	$ -	$ -	$ -	$ -
4241	601002126	TEMP	Firewall Corporate Refresh	FP-NMG Office Furn & Equip	391.2	$ -	$ -	$ -	$ -	$ -	$ -	$ -
4242	601002126	TEMP	Firewall Corporate Refresh	FP-NMG Office Furn & Equip	397.0	$ -	$ -	$ -	$ -	$ -	$ -	$ -
4243	601002126	TEMP	Firewall Corporate Refresh	FP-NMG Office Furn & Equip	398.0	$ -	$ -	$ -	$ -	$ -	$ -	$ -
4244	601002127	TEMP	Firewall SCADA Refresh	FP-NMG Office Furn & Equip	391.2	$ -	$ -	$ -	$ -	$ -	$ -	$ -
4245	601002127	TEMP	Firewall SCADA Refresh	FP-NMG Office Furn & Equip	397.0	$ -	$ -	$ -	$ -	$ -	$ -	$ -
4246	601002127	TEMP	Firewall SCADA Refresh	FP-NMG Office Furn & Equip	398.0	$ -	$ -	$ -	$ -	$ -	$ -	$ -
4247	601002128	TEMP	Oracle Database Application Hardware Refresh	FP-NMG Office Furn & Equip	391.2	$ -	$ -	$ -	$ -	$ -	$ -	$ -
4248	601002128	TEMP	Oracle Database Application Hardware Refresh	FP-NMG Office Furn & Equip	397.0	$ -	$ -	$ -	$ -	$ -	$ -	$ -
4249	601002128	TEMP	Oracle Database Application Hardware Refresh	FP-NMG Office Furn & Equip	398.0	$ -	$ -	$ -	$ -	$ -	$ -	$ -
4250	601002129	TEMP	Network Switches/Routers Wyoming Data Center	FP-NMG Office Furn & Equip	391.2	$ -	$ -	$ -	$ -	$ -	$ -	$ -
4251	601002129	TEMP	Network Switches/Routers Wyoming Data Center	FP-NMG Office Furn & Equip	397.0	$ -	$ -	$ -	$ -	$ -	$ -	$ -
4252	601002129	TEMP	Network Switches/Routers Wyoming Data Center	FP-NMG Office Furn & Equip	398.0	$ -	$ -	$ -	$ -	$ -	$ -	$ -
4253	601002130	TEMP	Network Switches/Routers Edith Data Center	FP-NMG Office Furn & Equip	391.2	$ -	$ -	$ -	$ -	$ -	$ -	$ -
4254	601002130	TEMP	Network Switches/Routers Edith Data Center	FP-NMG Office Furn & Equip	397.0	$ -	$ -	$ -	$ -	$ -	$ -	$ -
4255	601002130	TEMP	Network Switches/Routers Edith Data Center	FP-NMG Office Furn & Equip	398.0	$ -	$ -	$ -	$ -	$ -	$ -	$ -
4256	601002131	TEMP	SCADA Radios Replacement Blanket 2024	FP-NMG Office Furn & Equip	391.2	$ -	$ -	$ -	$ -	$ -	$ -	$ -
4257	601002131	TEMP	SCADA Radios Replacement Blanket 2024	FP-NMG Office Furn & Equip	397.0	$ -	$ -	$ -	$ -	$ -	$ -	$ -
4258	601002131	TEMP	SCADA Radios Replacement Blanket 2024	FP-NMG Office Furn & Equip	398.0	$ -	$ -	$ -	$ -	$ -	$ -	$ -
4259	601002132	TEMP	SCADA Radios Replacement Blanket 2025	FP-NMG Office Furn & Equip	391.2	$ -	$ -	$ -	$ -	$ -	$ -	$ -

NEW MEXICO GAS COMPANY, INC.

Plant Gross Activity
Base Period - 12 Months Ending March 31, 2023
Future Test Year - 12 Months Ending September 30, 2025

	A	B	C	D	E	M	N	O	P	Q	R	S	T
3	Investment Number	FP Number	Investment Name	FP Type	FERC Account	11/30/2023	12/31/2023	1/31/2024	2/29/2024	3/31/2024	4/30/2024	5/31/2024	6/30/2024
4204	601002112	TEMP	Wyoming UPS Replacement	FP-NMG Office Furn & Equip	397.0	$ -	$ -	$ -	$ -	$ -	$ -	$ -	$ -
4205	601002112	TEMP	Wyoming UPS Replacement	FP-NMG Office Furn & Equip	398.0	$ -	$ -	$ -	$ -	$ -	$ -	$ -	$ -
4206	601002113	TEMP	PC Refresh	FP-NMG Office Furn & Equip	391.2	$ -	$ -	$ -	$ -	$ -	$ -	$ -	$ -
4207	601002113	TEMP	PC Refresh	FP-NMG Office Furn & Equip	397.0	$ -	$ -	$ -	$ -	$ -	$ -	$ -	$ -
4208	601002113	TEMP	PC Refresh	FP-NMG Office Furn & Equip	398.0	$ -	$ -	$ -	$ -	$ -	$ -	$ -	$ -
4209	601002114	TEMP	Banner Software Upgrades	FP-NMG Intangible	303.3	$ -	$ -	$ -	$ -	$ -	$ -	$ -	$ -
4210	601002115	TEMP	ITRON Upgrade Version	FP-NMG Intangible	303.3	$ -	$ -	$ -	$ -	$ -	$ -	$ -	$ -
4211	601002116	TEMP	Service Suite Upgrade/Enhancements	FP-NMG Intangible	303.3	$ -	$ -	$ -	$ -	$ -	$ -	$ -	$ -
4212	680002117	TEMP	NW Farmington - San Juan River Crossing at Navajo Dam	FP-NMG Dist Specifics-New	376.1	$ -	$ -	$ -	$ -	$ -	$ -	$ -	$ -
4213	680002117	TEMP	NW Farmington - San Juan River Crossing at Navajo Dam	FP-NMG Dist Specifics-New	376.2	$ -	$ -	$ -	$ -	$ -	$ -	$ -	$ -
4214	680002117	TEMP	NW Farmington - San Juan River Crossing at Navajo Dam	FP-NMG Dist Specifics-New	376.4	$ -	$ -	$ -	$ -	$ -	$ -	$ -	$ -
4215	680002118	TEMP	NW Farmington - Sategna Regulator Station Rebuild	FP-NMG Dist Specific-Replace	376.1	$ -	$ -	$ -	$ -	$ -	$ -	$ -	$ -
4216	680002118	TEMP	NW Farmington - Sategna Regulator Station Rebuild	FP-NMG Dist Specific-Replace	376.2	$ -	$ -	$ -	$ -	$ -	$ -	$ -	$ -
4217	680002118	TEMP	NW Farmington - Sategna Regulator Station Rebuild	FP-NMG Dist Specific-Replace	376.4	$ -	$ -	$ -	$ -	$ -	$ -	$ -	$ -
4218	680002118	TEMP	NW Farmington - Sategna Regulator Station Rebuild	FP-NMG Dist Specific-Replace	380.0	$ -	$ -	$ -	$ -	$ -	$ -	$ -	$ -
4219	601002119	TEMP	SAN Refresh Wyoming	FP-NMG Office Furn & Equip	391.2	$ -	$ -	$ -	$ -	$ -	$ -	$ -	$ -
4220	601002119	TEMP	SAN Refresh Wyoming	FP-NMG Office Furn & Equip	397.0	$ -	$ -	$ -	$ -	$ -	$ -	$ -	$ -
4221	601002119	TEMP	SAN Refresh Wyoming	FP-NMG Office Furn & Equip	398.0	$ -	$ -	$ -	$ -	$ -	$ -	$ -	$ -
4222	680002120	TEMP	NW Farmington - Combine Distribution Systems Along HWY 550	FP-NMG Dist Specifics-New	376.1	$ -	$ -	$ -	$ -	$ -	$ -	$ -	$ -
4223	680002120	TEMP	NW Farmington - Combine Distribution Systems Along HWY 550	FP-NMG Dist Specifics-New	376.2	$ -	$ -	$ -	$ -	$ -	$ -	$ -	$ -
4224	680002120	TEMP	NW Farmington - Combine Distribution Systems Along HWY 550	FP-NMG Dist Specifics-New	376.4	$ -	$ -	$ -	$ -	$ -	$ -	$ -	$ -
4225	601002121	TEMP	SAN Refresh Edith	FP-NMG Office Furn & Equip	391.2	$ -	$ -	$ -	$ -	$ -	$ -	$ -	$ -
4226	601002121	TEMP	SAN Refresh Edith	FP-NMG Office Furn & Equip	397.0	$ -	$ -	$ -	$ -	$ -	$ -	$ -	$ -
4227	601002121	TEMP	SAN Refresh Edith	FP-NMG Office Furn & Equip	398.0	$ -	$ -	$ -	$ -	$ -	$ -	$ -	$ -
4228	633002122	TEMP	TOC Uvas Valley PVC Replacement	FP-NMG Dist Specific-Replace	376.1	$ -	$ -	$ -	$ -	$ -	$ -	$ 32,740	$ -
4229	633002122	TEMP	TOC Uvas Valley PVC Replacement	FP-NMG Dist Specific-Replace	376.2	$ -	$ -	$ -	$ -	$ -	$ -	$ 229,177	$ -
4230	633002122	TEMP	TOC Uvas Valley PVC Replacement	FP-NMG Dist Specific-Replace	376.4	$ -	$ -	$ -	$ -	$ -	$ -	$ 16,370	$ -
4231	633002122	TEMP	TOC Uvas Valley PVC Replacement	FP-NMG Dist Specific-Replace	380.0	$ -	$ -	$ -	$ -	$ -	$ -	$ 49,109	$ -
4232	601002123	TEMP	Wireless Access points	FP-NMG Office Furn & Equip	391.2	$ -	$ -	$ -	$ -	$ -	$ -	$ -	$ -
4233	601002123	TEMP	Wireless Access points	FP-NMG Office Furn & Equip	397.0	$ -	$ -	$ -	$ -	$ -	$ -	$ -	$ -
4234	601002123	TEMP	Wireless Access points	FP-NMG Office Furn & Equip	398.0	$ -	$ -	$ -	$ -	$ -	$ -	$ -	$ -
4235	601002124	TEMP	VM Wyoming Environment	FP-NMG Office Furn & Equip	391.2	$ -	$ -	$ -	$ -	$ -	$ -	$ -	$ -
4236	601002124	TEMP	VM Wyoming Environment	FP-NMG Office Furn & Equip	397.0	$ -	$ -	$ -	$ -	$ -	$ -	$ -	$ -
4237	601002124	TEMP	VM Wyoming Environment	FP-NMG Office Furn & Equip	398.0	$ -	$ -	$ -	$ -	$ -	$ -	$ -	$ -
4238	601002125	TEMP	VM Edith Environment	FP-NMG Office Furn & Equip	391.2	$ -	$ -	$ -	$ -	$ -	$ -	$ -	$ -
4239	601002125	TEMP	VM Edith Environment	FP-NMG Office Furn & Equip	397.0	$ -	$ -	$ -	$ -	$ -	$ -	$ -	$ -
4240	601002125	TEMP	VM Edith Environment	FP-NMG Office Furn & Equip	398.0	$ -	$ -	$ -	$ -	$ -	$ -	$ -	$ -
4241	601002126	TEMP	Firewall Corporate Refresh	FP-NMG Office Furn & Equip	391.2	$ -	$ -	$ -	$ -	$ -	$ -	$ -	$ -
4242	601002126	TEMP	Firewall Corporate Refresh	FP-NMG Office Furn & Equip	397.0	$ -	$ -	$ -	$ -	$ -	$ -	$ -	$ -
4243	601002126	TEMP	Firewall Corporate Refresh	FP-NMG Office Furn & Equip	398.0	$ -	$ -	$ -	$ -	$ -	$ -	$ -	$ -
4244	601002127	TEMP	Firewall SCADA Refresh	FP-NMG Office Furn & Equip	391.2	$ -	$ -	$ -	$ -	$ -	$ -	$ -	$ -
4245	601002127	TEMP	Firewall SCADA Refresh	FP-NMG Office Furn & Equip	397.0	$ -	$ -	$ -	$ -	$ -	$ -	$ -	$ -
4246	601002127	TEMP	Firewall SCADA Refresh	FP-NMG Office Furn & Equip	398.0	$ -	$ -	$ -	$ -	$ -	$ -	$ -	$ -
4247	601002128	TEMP	Oracle Database Application Hardware Refresh	FP-NMG Office Furn & Equip	391.2	$ -	$ -	$ -	$ -	$ -	$ -	$ -	$ -
4248	601002128	TEMP	Oracle Database Application Hardware Refresh	FP-NMG Office Furn & Equip	397.0	$ -	$ -	$ -	$ -	$ -	$ -	$ -	$ -
4249	601002128	TEMP	Oracle Database Application Hardware Refresh	FP-NMG Office Furn & Equip	398.0	$ -	$ -	$ -	$ -	$ -	$ -	$ -	$ -
4250	601002129	TEMP	Network Switches/Routers Wyoming Data Center	FP-NMG Office Furn & Equip	391.2	$ -	$ -	$ -	$ -	$ -	$ -	$ -	$ -
4251	601002129	TEMP	Network Switches/Routers Wyoming Data Center	FP-NMG Office Furn & Equip	397.0	$ -	$ -	$ -	$ -	$ -	$ -	$ -	$ -
4252	601002129	TEMP	Network Switches/Routers Wyoming Data Center	FP-NMG Office Furn & Equip	398.0	$ -	$ -	$ -	$ -	$ -	$ -	$ -	$ -
4253	601002130	TEMP	Network Switches/Routers Edith Data Center	FP-NMG Office Furn & Equip	391.2	$ -	$ -	$ -	$ -	$ -	$ -	$ -	$ -
4254	601002130	TEMP	Network Switches/Routers Edith Data Center	FP-NMG Office Furn & Equip	397.0	$ -	$ -	$ -	$ -	$ -	$ -	$ -	$ -
4255	601002130	TEMP	Network Switches/Routers Edith Data Center	FP-NMG Office Furn & Equip	398.0	$ -	$ -	$ -	$ -	$ -	$ -	$ -	$ -
4256	601002131	TEMP	SCADA Radios Replacement Blanket 2024	FP-NMG Office Furn & Equip	391.2	$ -	$ -	$ -	$ -	$ -	$ -	$ -	$ -
4257	601002131	TEMP	SCADA Radios Replacement Blanket 2024	FP-NMG Office Furn & Equip	397.0	$ -	$ -	$ -	$ -	$ -	$ -	$ -	$ -
4258	601002131	TEMP	SCADA Radios Replacement Blanket 2024	FP-NMG Office Furn & Equip	398.0	$ -	$ -	$ -	$ -	$ -	$ -	$ -	$ -
4259	601002132	TEMP	SCADA Radios Replacement Blanket 2025	FP-NMG Office Furn & Equip	391.2	$ -	$ -	$ -	$ -	$ -	$ -	$ -	$ -

NEW MEXICO GAS COMPANY, INC.

Plant Gross Activity
Base Period - 12 Months Ending March 31, 2023
Future Test Year - 12 Months Ending September 30, 2025

	A	B	C	D	E	U	V	W	X	Y	Z	AA
3	Investment Number	FP Number	Investment Name	FP Type	FERC Account	7/31/2024	8/31/2024	9/30/2024	10/31/2024	11/30/2024	12/31/2024	1/31/2025
4204	601002112	TEMP	Wyoming UPS Replacement	FP-NMG Office Furn & Equip	397.0	$ -	$ -	$ -	$ -	$ -	$ -	$ -
4205	601002112	TEMP	Wyoming UPS Replacement	FP-NMG Office Furn & Equip	398.0	$ -	$ -	$ -	$ -	$ -	$ -	$ -
4206	601002113	TEMP	PC Refresh	FP-NMG Office Furn & Equip	391.2	$ -	$ -	$ -	$ -	$ -	$ -	$ -
4207	601002113	TEMP	PC Refresh	FP-NMG Office Furn & Equip	397.0	$ -	$ -	$ -	$ -	$ -	$ -	$ -
4208	601002113	TEMP	PC Refresh	FP-NMG Office Furn & Equip	398.0	$ -	$ -	$ -	$ -	$ -	$ -	$ -
4209	601002114	TEMP	Banner Software Upgrades	FP-NMG Intangible	303.3	$ -	$ -	$ -	$ -	$ -	$ -	$ -
4210	601002115	TEMP	ITRON Upgrade Version	FP-NMG Intangible	303.3	$ -	$ -	$ -	$ -	$ -	$ -	$ -
4211	601002116	TEMP	Service Suite Upgrade/Enhancements	FP-NMG Intangible	303.3	$ -	$ -	$ -	$ -	$ -	$ -	$ -
4212	680002117	TEMP	NW Farmington - San Juan River Crossing at Navajo Dam	FP-NMG Dist Specifics-New	376.1	$ -	$ -	$ -	$ -	$ -	$ -	$ -
4213	680002117	TEMP	NW Farmington - San Juan River Crossing at Navajo Dam	FP-NMG Dist Specifics-New	376.2	$ -	$ -	$ -	$ -	$ -	$ -	$ -
4214	680002117	TEMP	NW Farmington - San Juan River Crossing at Navajo Dam	FP-NMG Dist Specifics-New	376.4	$ -	$ -	$ -	$ -	$ -	$ -	$ -
4215	680002118	TEMP	NW Farmington - Sategna Regulator Station Rebuild	FP-NMG Dist Specific-Replace	376.1	$ 18,841	$ -	$ -	$ -	$ -	$ -	$ -
4216	680002118	TEMP	NW Farmington - Sategna Regulator Station Rebuild	FP-NMG Dist Specific-Replace	376.2	$ 131,886	$ -	$ -	$ -	$ -	$ -	$ -
4217	680002118	TEMP	NW Farmington - Sategna Regulator Station Rebuild	FP-NMG Dist Specific-Replace	376.4	$ 9,420	$ -	$ -	$ -	$ -	$ -	$ -
4218	680002118	TEMP	NW Farmington - Sategna Regulator Station Rebuild	FP-NMG Dist Specific-Replace	380.0	$ 28,261	$ -	$ -	$ -	$ -	$ -	$ -
4219	601002119	TEMP	SAN Refresh Wyoming	FP-NMG Office Furn & Equip	391.2	$ -	$ -	$ -	$ -	$ -	$ -	$ -
4220	601002119	TEMP	SAN Refresh Wyoming	FP-NMG Office Furn & Equip	397.0	$ -	$ -	$ -	$ -	$ -	$ -	$ -
4221	601002119	TEMP	SAN Refresh Wyoming	FP-NMG Office Furn & Equip	398.0	$ -	$ -	$ -	$ -	$ -	$ -	$ -
4222	680002120	TEMP	NW Farmington - Combine Distribution Systems Along HWY 550	FP-NMG Dist Specifics-New	376.1	$ -	$ -	$ -	$ -	$ -	$ -	$ -
4223	680002120	TEMP	NW Farmington - Combine Distribution Systems Along HWY 550	FP-NMG Dist Specifics-New	376.2	$ -	$ -	$ -	$ -	$ -	$ -	$ -
4224	680002120	TEMP	NW Farmington - Combine Distribution Systems Along HWY 550	FP-NMG Dist Specifics-New	376.4	$ -	$ -	$ -	$ -	$ -	$ -	$ -
4225	601002121	TEMP	SAN Refresh Edith	FP-NMG Office Furn & Equip	391.2	$ -	$ -	$ -	$ -	$ -	$ -	$ -
4226	601002121	TEMP	SAN Refresh Edith	FP-NMG Office Furn & Equip	397.0	$ -	$ -	$ -	$ -	$ -	$ -	$ -
4227	601002121	TEMP	SAN Refresh Edith	FP-NMG Office Furn & Equip	398.0	$ -	$ -	$ -	$ -	$ -	$ -	$ -
4228	633002122	TEMP	TOC Uvas Valley PVC Replacement	FP-NMG Dist Specific-Replace	376.1	$ -	$ -	$ -	$ -	$ -	$ -	$ -
4229	633002122	TEMP	TOC Uvas Valley PVC Replacement	FP-NMG Dist Specific-Replace	376.2	$ -	$ -	$ -	$ -	$ -	$ -	$ -
4230	633002122	TEMP	TOC Uvas Valley PVC Replacement	FP-NMG Dist Specific-Replace	376.4	$ -	$ -	$ -	$ -	$ -	$ -	$ -
4231	633002122	TEMP	TOC Uvas Valley PVC Replacement	FP-NMG Dist Specific-Replace	380.0	$ -	$ -	$ -	$ -	$ -	$ -	$ -
4232	601002123	TEMP	Wireless Access points	FP-NMG Office Furn & Equip	391.2	$ -	$ -	$ -	$ -	$ -	$ -	$ -
4233	601002123	TEMP	Wireless Access points	FP-NMG Office Furn & Equip	397.0	$ -	$ -	$ -	$ -	$ -	$ -	$ -
4234	601002123	TEMP	Wireless Access points	FP-NMG Office Furn & Equip	398.0	$ -	$ -	$ -	$ -	$ -	$ -	$ -
4235	601002124	TEMP	VM Wyoming Environment	FP-NMG Office Furn & Equip	391.2	$ -	$ -	$ -	$ -	$ -	$ -	$ -
4236	601002124	TEMP	VM Wyoming Environment	FP-NMG Office Furn & Equip	397.0	$ -	$ -	$ -	$ -	$ -	$ -	$ -
4237	601002124	TEMP	VM Wyoming Environment	FP-NMG Office Furn & Equip	398.0	$ -	$ -	$ -	$ -	$ -	$ -	$ -
4238	601002125	TEMP	VM Edith Environment	FP-NMG Office Furn & Equip	391.2	$ -	$ -	$ -	$ -	$ -	$ -	$ -
4239	601002125	TEMP	VM Edith Environment	FP-NMG Office Furn & Equip	397.0	$ -	$ -	$ -	$ -	$ -	$ -	$ -
4240	601002125	TEMP	VM Edith Environment	FP-NMG Office Furn & Equip	398.0	$ -	$ -	$ -	$ -	$ -	$ -	$ -
4241	601002126	TEMP	Firewall Corporate Refresh	FP-NMG Office Furn & Equip	391.2	$ -	$ -	$ -	$ -	$ -	$ -	$ -
4242	601002126	TEMP	Firewall Corporate Refresh	FP-NMG Office Furn & Equip	397.0	$ -	$ -	$ -	$ -	$ -	$ -	$ -
4243	601002126	TEMP	Firewall Corporate Refresh	FP-NMG Office Furn & Equip	398.0	$ -	$ -	$ -	$ -	$ -	$ -	$ -
4244	601002127	TEMP	Firewall SCADA Refresh	FP-NMG Office Furn & Equip	391.2	$ -	$ -	$ -	$ -	$ -	$ -	$ -
4245	601002127	TEMP	Firewall SCADA Refresh	FP-NMG Office Furn & Equip	397.0	$ -	$ -	$ -	$ -	$ -	$ -	$ -
4246	601002127	TEMP	Firewall SCADA Refresh	FP-NMG Office Furn & Equip	398.0	$ -	$ -	$ -	$ -	$ -	$ -	$ -
4247	601002128	TEMP	Oracle Database Application Hardware Refresh	FP-NMG Office Furn & Equip	391.2	$ -	$ -	$ -	$ -	$ -	$ -	$ -
4248	601002128	TEMP	Oracle Database Application Hardware Refresh	FP-NMG Office Furn & Equip	397.0	$ -	$ -	$ -	$ -	$ -	$ -	$ -
4249	601002128	TEMP	Oracle Database Application Hardware Refresh	FP-NMG Office Furn & Equip	398.0	$ -	$ -	$ -	$ -	$ -	$ -	$ -
4250	601002129	TEMP	Network Switches/Routers Wyoming Data Center	FP-NMG Office Furn & Equip	391.2	$ -	$ -	$ -	$ -	$ -	$ -	$ -
4251	601002129	TEMP	Network Switches/Routers Wyoming Data Center	FP-NMG Office Furn & Equip	397.0	$ -	$ -	$ -	$ -	$ -	$ -	$ -
4252	601002129	TEMP	Network Switches/Routers Wyoming Data Center	FP-NMG Office Furn & Equip	398.0	$ -	$ -	$ -	$ -	$ -	$ -	$ -
4253	601002130	TEMP	Network Switches/Routers Edith Data Center	FP-NMG Office Furn & Equip	391.2	$ -	$ -	$ -	$ -	$ -	$ -	$ -
4254	601002130	TEMP	Network Switches/Routers Edith Data Center	FP-NMG Office Furn & Equip	397.0	$ -	$ -	$ -	$ -	$ -	$ -	$ -
4255	601002130	TEMP	Network Switches/Routers Edith Data Center	FP-NMG Office Furn & Equip	398.0	$ -	$ -	$ -	$ -	$ -	$ -	$ -
4256	601002131	TEMP	SCADA Radios Replacement Blanket 2024	FP-NMG Office Furn & Equip	391.2	$ -	$ -	$ -	$ -	$ -	$ -	$ -
4257	601002131	TEMP	SCADA Radios Replacement Blanket 2024	FP-NMG Office Furn & Equip	397.0	$ -	$ -	$ -	$ -	$ -	$ -	$ -
4258	601002131	TEMP	SCADA Radios Replacement Blanket 2024	FP-NMG Office Furn & Equip	398.0	$ -	$ -	$ -	$ -	$ -	$ -	$ -
4259	601002132	TEMP	SCADA Radios Replacement Blanket 2025	FP-NMG Office Furn & Equip	391.2	$ -	$ -	$ -	$ -	$ -	$ -	$ -

NEW MEXICO GAS COMPANY, INC.

Plant Gross Activity
Base Period - 12 Months Ending March 31, 2023
Future Test Year - 12 Months Ending September 30, 2025

	A	B	C	D	E	AB	AC	AD	AE	AF	AG	AH	AI
3	Investment Number	FP Number	Investment Name	FP Type	FERC Account	2/28/2025	3/31/2025	4/30/2025	5/31/2025	6/30/2025	7/31/2025	8/31/2025	9/30/2025
4204	601002112	TEMP	Wyoming UPS Replacement	FP-NMG Office Furn & Equip	397.0	$ -	$ -	$ -	$ -	$ -	$ -	$ -	$ -
4205	601002112	TEMP	Wyoming UPS Replacement	FP-NMG Office Furn & Equip	398.0	$ -	$ -	$ -	$ -	$ -	$ -	$ -	$ -
4206	601002113	TEMP	PC Refresh	FP-NMG Office Furn & Equip	391.2	$ -	$ -	$ -	$ -	$ -	$ -	$ -	$ -
4207	601002113	TEMP	PC Refresh	FP-NMG Office Furn & Equip	397.0	$ -	$ -	$ -	$ -	$ -	$ -	$ -	$ -
4208	601002113	TEMP	PC Refresh	FP-NMG Office Furn & Equip	398.0	$ -	$ -	$ -	$ -	$ -	$ -	$ -	$ -
4209	601002114	TEMP	Banner Software Upgrades	FP-NMG Intangible	303.3	$ -	$ -	$ -	$ -	$ -	$ -	$ -	$ -
4210	601002115	TEMP	ITRON Upgrade Version	FP-NMG Intangible	303.3	$ -	$ -	$ -	$ -	$ -	$ -	$ -	$ -
4211	601002116	TEMP	Service Suite Upgrade/Enhancements	FP-NMG Intangible	303.3	$ -	$ -	$ -	$ -	$ -	$ -	$ -	$ -
4212	680002117	TEMP	NW Farmington - San Juan River Crossing at Navajo Dam	FP-NMG Dist Specifics-New	376.1	$ -	$ -	$ -	$ -	$ -	$ -	$ -	$ -
4213	680002117	TEMP	NW Farmington - San Juan River Crossing at Navajo Dam	FP-NMG Dist Specifics-New	376.2	$ -	$ -	$ -	$ -	$ -	$ -	$ -	$ -
4214	680002117	TEMP	NW Farmington - San Juan River Crossing at Navajo Dam	FP-NMG Dist Specifics-New	376.4	$ -	$ -	$ -	$ -	$ -	$ -	$ -	$ -
4215	680002118	TEMP	NW Farmington - Sategna Regulator Station Rebuild	FP-NMG Dist Specific-Replace	376.1	$ -	$ -	$ -	$ -	$ -	$ -	$ -	$ -
4216	680002118	TEMP	NW Farmington - Sategna Regulator Station Rebuild	FP-NMG Dist Specific-Replace	376.2	$ -	$ -	$ -	$ -	$ -	$ -	$ -	$ -
4217	680002118	TEMP	NW Farmington - Sategna Regulator Station Rebuild	FP-NMG Dist Specific-Replace	376.4	$ -	$ -	$ -	$ -	$ -	$ -	$ -	$ -
4218	680002118	TEMP	NW Farmington - Sategna Regulator Station Rebuild	FP-NMG Dist Specific-Replace	380.0	$ -	$ -	$ -	$ -	$ -	$ -	$ -	$ -
4219	601002119	TEMP	SAN Refresh Wyoming	FP-NMG Office Furn & Equip	391.2	$ -	$ -	$ -	$ -	$ -	$ -	$ -	$ -
4220	601002119	TEMP	SAN Refresh Wyoming	FP-NMG Office Furn & Equip	397.0	$ -	$ -	$ -	$ -	$ -	$ -	$ -	$ -
4221	601002119	TEMP	SAN Refresh Wyoming	FP-NMG Office Furn & Equip	398.0	$ -	$ -	$ -	$ -	$ -	$ -	$ -	$ -
4222	680002120	TEMP	NW Farmington - Combine Distribution Systems Along HWY 550	FP-NMG Dist Specifics-New	376.1	$ -	$ -	$ -	$ -	$ -	$ -	$ -	$ -
4223	680002120	TEMP	NW Farmington - Combine Distribution Systems Along HWY 550	FP-NMG Dist Specifics-New	376.2	$ -	$ -	$ -	$ -	$ -	$ -	$ -	$ -
4224	680002120	TEMP	NW Farmington - Combine Distribution Systems Along HWY 550	FP-NMG Dist Specifics-New	376.4	$ -	$ -	$ -	$ -	$ -	$ -	$ -	$ -
4225	601002121	TEMP	SAN Refresh Edith	FP-NMG Office Furn & Equip	391.2	$ -	$ -	$ -	$ -	$ -	$ -	$ -	$ -
4226	601002121	TEMP	SAN Refresh Edith	FP-NMG Office Furn & Equip	397.0	$ -	$ -	$ -	$ -	$ -	$ -	$ -	$ -
4227	601002121	TEMP	SAN Refresh Edith	FP-NMG Office Furn & Equip	398.0	$ -	$ -	$ -	$ -	$ -	$ -	$ -	$ -
4228	633002122	TEMP	TOC Uvas Valley PVC Replacement	FP-NMG Dist Specific-Replace	376.1	$ -	$ -	$ -	$ -	$ -	$ -	$ -	$ -
4229	633002122	TEMP	TOC Uvas Valley PVC Replacement	FP-NMG Dist Specific-Replace	376.2	$ -	$ -	$ -	$ -	$ -	$ -	$ -	$ -
4230	633002122	TEMP	TOC Uvas Valley PVC Replacement	FP-NMG Dist Specific-Replace	376.4	$ -	$ -	$ -	$ -	$ -	$ -	$ -	$ -
4231	633002122	TEMP	TOC Uvas Valley PVC Replacement	FP-NMG Dist Specific-Replace	380.0	$ -	$ -	$ -	$ -	$ -	$ -	$ -	$ -
4232	601002123	TEMP	Wireless Access points	FP-NMG Office Furn & Equip	391.2	$ -	$ -	$ -	$ -	$ -	$ -	$ -	$ -
4233	601002123	TEMP	Wireless Access points	FP-NMG Office Furn & Equip	397.0	$ -	$ -	$ -	$ -	$ -	$ -	$ -	$ -
4234	601002123	TEMP	Wireless Access points	FP-NMG Office Furn & Equip	398.0	$ -	$ -	$ -	$ -	$ -	$ -	$ -	$ -
4235	601002124	TEMP	VM Wyoming Environment	FP-NMG Office Furn & Equip	391.2	$ -	$ -	$ -	$ -	$ -	$ -	$ -	$ -
4236	601002124	TEMP	VM Wyoming Environment	FP-NMG Office Furn & Equip	397.0	$ -	$ -	$ -	$ -	$ -	$ -	$ -	$ -
4237	601002124	TEMP	VM Wyoming Environment	FP-NMG Office Furn & Equip	398.0	$ -	$ -	$ -	$ -	$ -	$ -	$ -	$ -
4238	601002125	TEMP	VM Edith Environment	FP-NMG Office Furn & Equip	391.2	$ -	$ -	$ -	$ -	$ -	$ -	$ -	$ -
4239	601002125	TEMP	VM Edith Environment	FP-NMG Office Furn & Equip	397.0	$ -	$ -	$ -	$ -	$ -	$ -	$ -	$ -
4240	601002125	TEMP	VM Edith Environment	FP-NMG Office Furn & Equip	398.0	$ -	$ -	$ -	$ -	$ -	$ -	$ -	$ -
4241	601002126	TEMP	Firewall Corporate Refresh	FP-NMG Office Furn & Equip	391.2	$ -	$ -	$ -	$ -	$ -	$ -	$ -	$ -
4242	601002126	TEMP	Firewall Corporate Refresh	FP-NMG Office Furn & Equip	397.0	$ -	$ -	$ -	$ -	$ -	$ -	$ -	$ -
4243	601002126	TEMP	Firewall Corporate Refresh	FP-NMG Office Furn & Equip	398.0	$ -	$ -	$ -	$ -	$ -	$ -	$ -	$ -
4244	601002127	TEMP	Firewall SCADA Refresh	FP-NMG Office Furn & Equip	391.2	$ -	$ -	$ -	$ -	$ -	$ -	$ -	$ -
4245	601002127	TEMP	Firewall SCADA Refresh	FP-NMG Office Furn & Equip	397.0	$ -	$ -	$ -	$ -	$ -	$ -	$ -	$ -
4246	601002127	TEMP	Firewall SCADA Refresh	FP-NMG Office Furn & Equip	398.0	$ -	$ -	$ -	$ -	$ -	$ -	$ -	$ -
4247	601002128	TEMP	Oracle Database Application Hardware Refresh	FP-NMG Office Furn & Equip	391.2	$ -	$ -	$ -	$ -	$ -	$ -	$ -	$ -
4248	601002128	TEMP	Oracle Database Application Hardware Refresh	FP-NMG Office Furn & Equip	397.0	$ -	$ -	$ -	$ -	$ -	$ -	$ -	$ -
4249	601002128	TEMP	Oracle Database Application Hardware Refresh	FP-NMG Office Furn & Equip	398.0	$ -	$ -	$ -	$ -	$ -	$ -	$ -	$ -
4250	601002129	TEMP	Network Switches/Routers Wyoming Data Center	FP-NMG Office Furn & Equip	391.2	$ -	$ -	$ -	$ -	$ -	$ -	$ -	$ -
4251	601002129	TEMP	Network Switches/Routers Wyoming Data Center	FP-NMG Office Furn & Equip	397.0	$ -	$ -	$ -	$ -	$ -	$ -	$ -	$ -
4252	601002129	TEMP	Network Switches/Routers Wyoming Data Center	FP-NMG Office Furn & Equip	398.0	$ -	$ -	$ -	$ -	$ -	$ -	$ -	$ -
4253	601002130	TEMP	Network Switches/Routers Edith Data Center	FP-NMG Office Furn & Equip	391.2	$ -	$ -	$ -	$ -	$ -	$ -	$ -	$ -
4254	601002130	TEMP	Network Switches/Routers Edith Data Center	FP-NMG Office Furn & Equip	397.0	$ -	$ -	$ -	$ -	$ -	$ -	$ -	$ -
4255	601002130	TEMP	Network Switches/Routers Edith Data Center	FP-NMG Office Furn & Equip	398.0	$ -	$ -	$ -	$ -	$ -	$ -	$ -	$ -
4256	601002131	TEMP	SCADA Radios Replacement Blanket 2024	FP-NMG Office Furn & Equip	391.2	$ -	$ -	$ -	$ -	$ -	$ -	$ -	$ -
4257	601002131	TEMP	SCADA Radios Replacement Blanket 2024	FP-NMG Office Furn & Equip	397.0	$ -	$ -	$ -	$ -	$ -	$ -	$ -	$ -
4258	601002131	TEMP	SCADA Radios Replacement Blanket 2024	FP-NMG Office Furn & Equip	398.0	$ -	$ -	$ -	$ -	$ -	$ -	$ -	$ -
4259	601002132	TEMP	SCADA Radios Replacement Blanket 2025	FP-NMG Office Furn & Equip	391.2	$ -	$ -	$ -	$ -	$ -	$ -	$ -	$ -

NEW MEXICO GAS COMPANY, INC.

Plant Gross Activity
Base Period - 12 Months Ending March 31, 2023
Future Test Year - 12 Months Ending September 30, 2025

	A	B	C	D	E	F	G	H	I	J	K	L
3	Investment Number	FP Number	Investment Name	FP Type	FERC Account	4/30/2023	5/31/2023	6/30/2023	7/31/2023	8/31/2023	9/30/2023	10/31/2023
4260	601002132	TEMP	SCADA Radios Replacement Blanket 2025	FP-NMG Office Furn & Equip	397.0	$ -	$ -	$ -	$ -	$ -	$ -	$ -
4261	601002132	TEMP	SCADA Radios Replacement Blanket 2025	FP-NMG Office Furn & Equip	398.0	$ -	$ -	$ -	$ -	$ -	$ -	$ -
4262	601002133	TEMP	SCADA Radios Replacement Blanket 2026	FP-NMG Office Furn & Equip	391.2	$ -	$ -	$ -	$ -	$ -	$ -	$ -
4263	601002133	TEMP	SCADA Radios Replacement Blanket 2026	FP-NMG Office Furn & Equip	397.0	$ -	$ -	$ -	$ -	$ -	$ -	$ -
4264	601002133	TEMP	SCADA Radios Replacement Blanket 2026	FP-NMG Office Furn & Equip	398.0	$ -	$ -	$ -	$ -	$ -	$ -	$ -
4265	601002134	TEMP	SCADA Radios Replacement Blanket 2027	FP-NMG Office Furn & Equip	391.2	$ -	$ -	$ -	$ -	$ -	$ -	$ -
4266	601002134	TEMP	SCADA Radios Replacement Blanket 2027	FP-NMG Office Furn & Equip	397.0	$ -	$ -	$ -	$ -	$ -	$ -	$ -
4267	601002134	TEMP	SCADA Radios Replacement Blanket 2027	FP-NMG Office Furn & Equip	398.0	$ -	$ -	$ -	$ -	$ -	$ -	$ -
4268	601002135	TEMP	SCADA Radios Replacement Blanket 2028	FP-NMG Office Furn & Equip	391.2	$ -	$ -	$ -	$ -	$ -	$ -	$ -
4269	601002135	TEMP	SCADA Radios Replacement Blanket 2028	FP-NMG Office Furn & Equip	397.0	$ -	$ -	$ -	$ -	$ -	$ -	$ -
4270	601002135	TEMP	SCADA Radios Replacement Blanket 2028	FP-NMG Office Furn & Equip	398.0	$ -	$ -	$ -	$ -	$ -	$ -	$ -
4271	601002136	TEMP	ITRON Radio Refresh	FP-NMG Office Furn & Equip	391.2	$ -	$ -	$ -	$ -	$ -	$ -	$ -
4272	601002136	TEMP	ITRON Radio Refresh	FP-NMG Office Furn & Equip	397.0	$ -	$ -	$ -	$ -	$ -	$ -	$ -
4273	601002136	TEMP	ITRON Radio Refresh	FP-NMG Office Furn & Equip	398.0	$ -	$ -	$ -	$ -	$ -	$ -	$ -
4274	T660002137	TEMP	Replace Casing at South La Bajada RR Crossing	FP-NMG Transm Specific-Replace	367.1	$ -	$ -	$ -	$ -	$ -	$ -	$ -
4275	T660002137	TEMP	Replace Casing at South La Bajada RR Crossing	FP-NMG Transm Specific-Replace	368.0	$ -	$ -	$ -	$ -	$ -	$ -	$ -
4276	T660002137	TEMP	Replace Casing at South La Bajada RR Crossing	FP-NMG Transm Specific-Replace	369.0	$ -	$ -	$ -	$ -	$ -	$ -	$ -
4277	T624002138	TEMP	Replace Casing at Roswell ML #14 RR Crossing	FP-NMG Transm Specific-Replace	367.1	$ -	$ -	$ -	$ -	$ -	$ -	$ -
4278	T624002138	TEMP	Replace Casing at Roswell ML #14 RR Crossing	FP-NMG Transm Specific-Replace	368.0	$ -	$ -	$ -	$ -	$ -	$ -	$ -
4279	T624002138	TEMP	Replace Casing at Roswell ML #14 RR Crossing	FP-NMG Transm Specific-Replace	369.0	$ -	$ -	$ -	$ -	$ -	$ -	$ -
4280	T621002139	TEMP	Replace Casing at North MM-25 Alamo ML	FP-NMG Transm Specific-Replace	367.1	$ -	$ -	$ -	$ -	$ -	$ -	$ -
4281	T621002139	TEMP	Replace Casing at North MM-25 Alamo ML	FP-NMG Transm Specific-Replace	368.0	$ -	$ -	$ -	$ -	$ -	$ -	$ -
4282	T621002139	TEMP	Replace Casing at North MM-25 Alamo ML	FP-NMG Transm Specific-Replace	369.0	$ -	$ -	$ -	$ -	$ -	$ -	$ -
4283	601002140	TEMP	TECO - SF Enhancements 2023	FP-NMG Intangible	303.3	$ -	$ -	$ -	$ -	$ -	$ -	$ -
4284	601002141	TEMP	TECO - SAP Enhancements 2023	FP-NMG Intangible	303.3	$ -	$ -	$ -	$ -	$ -	$ -	$ -
4285	601002142	NCP-16608	TECO - Compensation Job Architecture & Benchmarks	FP-NMG Intangible	303.3	$ -	$ -	$ -	$ -	$ -	$ -	$ -
4286	T610002143	TEMP	EPNG #1 Solomon State replace odorizer	FP-NMG Transm Stations-Replace	368.0	$ -	$ -	$ -	$ -	$ -	$ -	$ -
4287	T610002143	TEMP	EPNG #1 Solomon State replace odorizer	FP-NMG Transm Stations-Replace	369.0	$ -	$ -	$ -	$ -	$ -	$ -	$ -
4288	601002144	NCP-16613	TECO - HR Ops EE Experience	FP-NMG Intangible	303.3	$ -	$ -	$ -	$ -	$ -	$ -	$ -
4289	601002145	NCP-16622	TECO - Total Rewards Statement	FP-NMG Intangible	303.3	$ -	$ -	$ -	$ -	$ -	$ -	$ -
4290	601002146	NCP-16609	TECO - HR Invoice Automation	FP-NMG Intangible	303.3	$ -	$ -	$ -	$ -	$ -	$ -	$ -
4291	601002147	NCP-16621	TECO - Time Management - PTO	FP-NMG Intangible	303.3	$ -	$ -	$ -	$ -	$ -	$ -	$ -
4292	601002148	NCP-16620	TECO - Tax RPA 2023	FP-NMG Intangible	303.3	$ -	$ -	$ -	$ -	$ -	$ -	$ -
4293	601002149	NCP-16614	TECO - PP Upgrade (Technical & Potentially Application) 2023	FP-NMG Intangible	303.3	$ -	$ -	$ -	$ -	$ -	$ -	$ -
4294	601002150	TEMP	TECO - Benefits EE Experience	FP-NMG Intangible	303.3	$ -	$ -	$ -	$ -	$ -	$ -	$ -
4295	633002151	TEMP	TOC Hillburn PVC Replacement	FP-NMG Dist Specific-Replace	376.1	$ -	$ -	$ -	$ -	$ -	$ -	$ -
4296	633002151	TEMP	TOC Hillburn PVC Replacement	FP-NMG Dist Specific-Replace	376.2	$ -	$ -	$ -	$ -	$ -	$ -	$ -
4297	633002151	TEMP	TOC Hillburn PVC Replacement	FP-NMG Dist Specific-Replace	376.4	$ -	$ -	$ -	$ -	$ -	$ -	$ -
4298	633002151	TEMP	TOC Hillburn PVC Replacement	FP-NMG Dist Specific-Replace	380.0	$ -	$ -	$ -	$ -	$ -	$ -	$ -
4299	601002152	TEMP	TECO - ERP Enhancements 2024	FP-NMG Intangible	303.3	$ -	$ -	$ -	$ -	$ -	$ -	$ -
4300	601002153	TEMP	TECO - ERP Enhancements 2025	FP-NMG Intangible	303.3	$ -	$ -	$ -	$ -	$ -	$ -	$ -
4301	601002154	TEMP	TECO - ERP Enhancements 2026	FP-NMG Intangible	303.3	$ -	$ -	$ -	$ -	$ -	$ -	$ -
4302	T680002155	TEMP	Erosion Mitigation Brazos ML MP 21.44 Mats	FP-NMG Transm Specific-Replace	367.1	$ -	$ -	$ -	$ -	$ -	$ -	$ -
4303	T680002155	TEMP	Erosion Mitigation Brazos ML MP 21.44 Mats	FP-NMG Transm Specific-Replace	368.0	$ -	$ -	$ -	$ -	$ -	$ -	$ -
4304	T680002155	TEMP	Erosion Mitigation Brazos ML MP 21.44 Mats	FP-NMG Transm Specific-Replace	369.0	$ -	$ -	$ -	$ -	$ -	$ -	$ -
4305	601002156	TEMP	TECO - ERP Enhancements 2027	FP-NMG Intangible	303.3	$ -	$ -	$ -	$ -	$ -	$ -	$ -
4306	601002157	TEMP	TECO - ERP Portfolio Optimization 2024	FP-NMG Intangible	303.3	$ -	$ -	$ -	$ -	$ -	$ -	$ -
4307	601002158	TEMP	TECO - ERP Portfolio Optimization 2025	FP-NMG Intangible	303.3	$ -	$ -	$ -	$ -	$ -	$ -	$ -
4308	601002159	TEMP	TECO - ERP Portfolio Optimization 2026	FP-NMG Intangible	303.3	$ -	$ -	$ -	$ -	$ -	$ -	$ -
4309	601002160	TEMP	TECO - ERP Portfolio Optimization 2027	FP-NMG Intangible	303.3	$ -	$ -	$ -	$ -	$ -	$ -	$ -
4310	601002161	TEMP	TECO - Open Text Upgrade 2024	FP-NMG Intangible	303.3	$ -	$ -	$ -	$ -	$ -	$ -	$ -
4311	601002162	TEMP	TECO - Open Text Upgrade 2026	FP-NMG Intangible	303.3	$ -	$ -	$ -	$ -	$ -	$ -	$ -
4312	601002163	TEMP	TECO - SAP Upgrade 2026 - ERP	FP-NMG Intangible	303.3	$ -	$ -	$ -	$ -	$ -	$ -	$ -
4313	601002164	TEMP	TECO - SAP S4 Enhancements 2027	FP-NMG Intangible	303.3	$ -	$ -	$ -	$ -	$ -	$ -	$ -
4314	601002165	TEMP	TECO - Deception Technology 2026	FP-NMG Intangible	303.3	$ -	$ -	$ -	$ -	$ -	$ -	$ -
4315	601002166	TEMP	TECO - EDR/Ent Threat Mediation Tool 2027	FP-NMG Intangible	303.3	$ -	$ -	$ -	$ -	$ -	$ -	$ -

NEW MEXICO GAS COMPANY, INC.

Plant Gross Activity
Base Period - 12 Months Ending March 31, 2023
Future Test Year - 12 Months Ending September 30, 2025

	A	B	C	D	E	M	N	O	P	Q	R	S	T
3	Investment Number	FP Number	Investment Name	FP Type	FERC Account	11/30/2023	12/31/2023	1/31/2024	2/29/2024	3/31/2024	4/30/2024	5/31/2024	6/30/2024
4260	601002132	TEMP	SCADA Radios Replacement Blanket 2025	FP-NMG Office Furn & Equip	397.0	$ -	$ -	$ -	$ -	$ -	$ -	$ -	$ -
4261	601002132	TEMP	SCADA Radios Replacement Blanket 2025	FP-NMG Office Furn & Equip	398.0	$ -	$ -	$ -	$ -	$ -	$ -	$ -	$ -
4262	601002133	TEMP	SCADA Radios Replacement Blanket 2026	FP-NMG Office Furn & Equip	391.2	$ -	$ -	$ -	$ -	$ -	$ -	$ -	$ -
4263	601002133	TEMP	SCADA Radios Replacement Blanket 2026	FP-NMG Office Furn & Equip	397.0	$ -	$ -	$ -	$ -	$ -	$ -	$ -	$ -
4264	601002133	TEMP	SCADA Radios Replacement Blanket 2026	FP-NMG Office Furn & Equip	398.0	$ -	$ -	$ -	$ -	$ -	$ -	$ -	$ -
4265	601002134	TEMP	SCADA Radios Replacement Blanket 2027	FP-NMG Office Furn & Equip	391.2	$ -	$ -	$ -	$ -	$ -	$ -	$ -	$ -
4266	601002134	TEMP	SCADA Radios Replacement Blanket 2027	FP-NMG Office Furn & Equip	397.0	$ -	$ -	$ -	$ -	$ -	$ -	$ -	$ -
4267	601002134	TEMP	SCADA Radios Replacement Blanket 2027	FP-NMG Office Furn & Equip	398.0	$ -	$ -	$ -	$ -	$ -	$ -	$ -	$ -
4268	601002135	TEMP	SCADA Radios Replacement Blanket 2028	FP-NMG Office Furn & Equip	391.2	$ -	$ -	$ -	$ -	$ -	$ -	$ -	$ -
4269	601002135	TEMP	SCADA Radios Replacement Blanket 2028	FP-NMG Office Furn & Equip	397.0	$ -	$ -	$ -	$ -	$ -	$ -	$ -	$ -
4270	601002135	TEMP	SCADA Radios Replacement Blanket 2028	FP-NMG Office Furn & Equip	398.0	$ -	$ -	$ -	$ -	$ -	$ -	$ -	$ -
4271	601002136	TEMP	ITRON Radio Refresh	FP-NMG Office Furn & Equip	391.2	$ -	$ -	$ -	$ -	$ -	$ -	$ -	$ -
4272	601002136	TEMP	ITRON Radio Refresh	FP-NMG Office Furn & Equip	397.0	$ -	$ -	$ -	$ -	$ -	$ -	$ -	$ -
4273	601002136	TEMP	ITRON Radio Refresh	FP-NMG Office Furn & Equip	398.0	$ -	$ -	$ -	$ -	$ -	$ -	$ -	$ -
4274	T660002137	TEMP	Replace Casing at South La Bajada RR Crossing	FP-NMG Transm Specific-Replace	367.1	$ -	$ -	$ -	$ -	$ -	$ -	$ -	$ -
4275	T660002137	TEMP	Replace Casing at South La Bajada RR Crossing	FP-NMG Transm Specific-Replace	368.0	$ -	$ -	$ -	$ -	$ -	$ -	$ -	$ -
4276	T660002137	TEMP	Replace Casing at South La Bajada RR Crossing	FP-NMG Transm Specific-Replace	369.0	$ -	$ -	$ -	$ -	$ -	$ -	$ -	$ -
4277	T624002138	TEMP	Replace Casing at Roswell ML #14 RR Crossing	FP-NMG Transm Specific-Replace	367.1	$ -	$ -	$ -	$ -	$ -	$ -	$ -	$ -
4278	T624002138	TEMP	Replace Casing at Roswell ML #14 RR Crossing	FP-NMG Transm Specific-Replace	368.0	$ -	$ -	$ -	$ -	$ -	$ -	$ -	$ -
4279	T624002138	TEMP	Replace Casing at Roswell ML #14 RR Crossing	FP-NMG Transm Specific-Replace	369.0	$ -	$ -	$ -	$ -	$ -	$ -	$ -	$ -
4280	T621002139	TEMP	Replace Casing at North MM-25 Alamo ML	FP-NMG Transm Specific-Replace	367.1	$ -	$ -	$ -	$ -	$ -	$ -	$ -	$ -
4281	T621002139	TEMP	Replace Casing at North MM-25 Alamo ML	FP-NMG Transm Specific-Replace	368.0	$ -	$ -	$ -	$ -	$ -	$ -	$ -	$ -
4282	T621002139	TEMP	Replace Casing at North MM-25 Alamo ML	FP-NMG Transm Specific-Replace	369.0	$ -	$ -	$ -	$ -	$ -	$ -	$ -	$ -
4283	601002140	TEMP	TECO - SF Enhancements 2023	FP-NMG Intangible	303.3	$ -	$ -	$ -	$ -	$ -	$ -	$ -	$ -
4284	601002141	TEMP	TECO - SAP Enhancements 2023	FP-NMG Intangible	303.3	$ -	$ -	$ -	$ -	$ -	$ -	$ -	$ -
4285	601002142	NCP-16608	TECO - Compensation Job Architecture & Benchmarks	FP-NMG Intangible	303.3	$ -	$ -	$ -	$ -	$ -	$ -	$ -	$ -
4286	T610002143	TEMP	EPNG #1 Solomon State replace odorizer	FP-NMG Transm Stations-Replace	368.0	$ -	$ -	$ -	$ -	$ -	$ -	$ -	$ -
4287	T610002143	TEMP	EPNG #1 Solomon State replace odorizer	FP-NMG Transm Stations-Replace	369.0	$ -	$ -	$ -	$ -	$ -	$ -	$ -	$ -
4288	601002144	NCP-16613	TECO - HR Ops EE Experience	FP-NMG Intangible	303.3	$ -	$ -	$ -	$ -	$ -	$ -	$ -	$ -
4289	601002145	NCP-16622	TECO - Total Rewards Statement	FP-NMG Intangible	303.3	$ -	$ -	$ 62,411	$ -	$ -	$ -	$ -	$ -
4290	601002146	NCP-16609	TECO - HR Invoice Automation	FP-NMG Intangible	303.3	$ -	$ -	$ -	$ -	$ -	$ -	$ -	$ -
4291	601002147	NCP-16621	TECO - Time Management - PTO	FP-NMG Intangible	303.3	$ -	$ -	$ -	$ -	$ -	$ -	$ -	$ -
4292	601002148	NCP-16620	TECO - Tax RPA 2023	FP-NMG Intangible	303.3	$ -	$ -	$ -	$ -	$ -	$ -	$ -	$ -
4293	601002149	NCP-16614	TECO - PP Upgrade (Technical & Potentially Application) 2023	FP-NMG Intangible	303.3	$ -	$ -	$ -	$ -	$ -	$ -	$ -	$ -
4294	601002150	TEMP	TECO - Benefits EE Experience	FP-NMG Intangible	303.3	$ -	$ -	$ -	$ -	$ -	$ -	$ -	$ -
4295	633002151	TEMP	TOC Hillburn PVC Replacement	FP-NMG Dist Specific-Replace	376.1	$ -	$ -	$ -	$ -	$ -	$ -	$ 22,380	$ -
4296	633002151	TEMP	TOC Hillburn PVC Replacement	FP-NMG Dist Specific-Replace	376.2	$ -	$ -	$ -	$ -	$ -	$ -	$ 156,660	$ -
4297	633002151	TEMP	TOC Hillburn PVC Replacement	FP-NMG Dist Specific-Replace	376.4	$ -	$ -	$ -	$ -	$ -	$ -	$ 11,190	$ -
4298	633002151	TEMP	TOC Hillburn PVC Replacement	FP-NMG Dist Specific-Replace	380.0	$ -	$ -	$ -	$ -	$ -	$ -	$ 33,570	$ -
4299	601002152	TEMP	TECO - ERP Enhancements 2024	FP-NMG Intangible	303.3	$ -	$ -	$ -	$ -	$ -	$ -	$ -	$ -
4300	601002153	TEMP	TECO - ERP Enhancements 2025	FP-NMG Intangible	303.3	$ -	$ -	$ -	$ -	$ -	$ -	$ -	$ -
4301	601002154	TEMP	TECO - ERP Enhancements 2026	FP-NMG Intangible	303.3	$ -	$ -	$ -	$ -	$ -	$ -	$ -	$ -
4302	T680002155	TEMP	Erosion Mitigation Brazos ML MP 21.44 Mats	FP-NMG Transm Specific-Replace	367.1	$ -	$ -	$ -	$ -	$ -	$ -	$ -	$ -
4303	T680002155	TEMP	Erosion Mitigation Brazos ML MP 21.44 Mats	FP-NMG Transm Specific-Replace	368.0	$ -	$ -	$ -	$ -	$ -	$ -	$ -	$ -
4304	T680002155	TEMP	Erosion Mitigation Brazos ML MP 21.44 Mats	FP-NMG Transm Specific-Replace	369.0	$ -	$ -	$ -	$ -	$ -	$ -	$ -	$ -
4305	601002156	TEMP	TECO - ERP Enhancements 2027	FP-NMG Intangible	303.3	$ -	$ -	$ -	$ -	$ -	$ -	$ -	$ -
4306	601002157	TEMP	TECO - ERP Portfolio Optimization 2024	FP-NMG Intangible	303.3	$ -	$ -	$ -	$ -	$ -	$ -	$ -	$ -
4307	601002158	TEMP	TECO - ERP Portfolio Optimization 2025	FP-NMG Intangible	303.3	$ -	$ -	$ -	$ -	$ -	$ -	$ -	$ -
4308	601002159	TEMP	TECO - ERP Portfolio Optimization 2026	FP-NMG Intangible	303.3	$ -	$ -	$ -	$ -	$ -	$ -	$ -	$ -
4309	601002160	TEMP	TECO - ERP Portfolio Optimization 2027	FP-NMG Intangible	303.3	$ -	$ -	$ -	$ -	$ -	$ -	$ -	$ -
4310	601002161	TEMP	TECO - Open Text Upgrade 2024	FP-NMG Intangible	303.3	$ -	$ -	$ -	$ -	$ -	$ -	$ -	$ -
4311	601002162	TEMP	TECO - Open Text Upgrade 2026	FP-NMG Intangible	303.3	$ -	$ -	$ -	$ -	$ -	$ -	$ -	$ -
4312	601002163	TEMP	TECO - SAP Upgrade 2026 - ERP	FP-NMG Intangible	303.3	$ -	$ -	$ -	$ -	$ -	$ -	$ -	$ -
4313	601002164	TEMP	TECO - SAP S4 Enhancements 2027	FP-NMG Intangible	303.3	$ -	$ -	$ -	$ -	$ -	$ -	$ -	$ -
4314	601002165	TEMP	TECO - Deception Technology 2026	FP-NMG Intangible	303.3	$ -	$ -	$ -	$ -	$ -	$ -	$ -	$ -
4315	601002166	TEMP	TECO - EDR/Ent Threat Mediation Tool 2027	FP-NMG Intangible	303.3	$ -	$ -	$ -	$ -	$ -	$ -	$ -	$ -

NEW MEXICO GAS COMPANY, INC.

Plant Gross Activity
Base Period - 12 Months Ending March 31, 2023
Future Test Year - 12 Months Ending September 30, 2025

	A	B	C	D	E	U	V	W	X	Y	Z	AA
3	Investment Number	FP Number	Investment Name	FP Type	FERC Account	7/31/2024	8/31/2024	9/30/2024	10/31/2024	11/30/2024	12/31/2024	1/31/2025
4260	601002132	TEMP	SCADA Radios Replacement Blanket 2025	FP-NMG Office Furn & Equip	397.0	$ -	$ -	$ -	$ -	$ -	$ -	$ -
4261	601002132	TEMP	SCADA Radios Replacement Blanket 2025	FP-NMG Office Furn & Equip	398.0	$ -	$ -	$ -	$ -	$ -	$ -	$ -
4262	601002133	TEMP	SCADA Radios Replacement Blanket 2026	FP-NMG Office Furn & Equip	391.2	$ -	$ -	$ -	$ -	$ -	$ -	$ -
4263	601002133	TEMP	SCADA Radios Replacement Blanket 2026	FP-NMG Office Furn & Equip	397.0	$ -	$ -	$ -	$ -	$ -	$ -	$ -
4264	601002133	TEMP	SCADA Radios Replacement Blanket 2026	FP-NMG Office Furn & Equip	398.0	$ -	$ -	$ -	$ -	$ -	$ -	$ -
4265	601002134	TEMP	SCADA Radios Replacement Blanket 2027	FP-NMG Office Furn & Equip	391.2	$ -	$ -	$ -	$ -	$ -	$ -	$ -
4266	601002134	TEMP	SCADA Radios Replacement Blanket 2027	FP-NMG Office Furn & Equip	397.0	$ -	$ -	$ -	$ -	$ -	$ -	$ -
4267	601002134	TEMP	SCADA Radios Replacement Blanket 2027	FP-NMG Office Furn & Equip	398.0	$ -	$ -	$ -	$ -	$ -	$ -	$ -
4268	601002135	TEMP	SCADA Radios Replacement Blanket 2028	FP-NMG Office Furn & Equip	391.2	$ -	$ -	$ -	$ -	$ -	$ -	$ -
4269	601002135	TEMP	SCADA Radios Replacement Blanket 2028	FP-NMG Office Furn & Equip	397.0	$ -	$ -	$ -	$ -	$ -	$ -	$ -
4270	601002135	TEMP	SCADA Radios Replacement Blanket 2028	FP-NMG Office Furn & Equip	398.0	$ -	$ -	$ -	$ -	$ -	$ -	$ -
4271	601002136	TEMP	ITRON Radio Refresh	FP-NMG Office Furn & Equip	391.2	$ -	$ -	$ -	$ -	$ -	$ -	$ -
4272	601002136	TEMP	ITRON Radio Refresh	FP-NMG Office Furn & Equip	397.0	$ -	$ -	$ -	$ -	$ -	$ -	$ -
4273	601002136	TEMP	ITRON Radio Refresh	FP-NMG Office Furn & Equip	398.0	$ -	$ -	$ -	$ -	$ -	$ -	$ -
4274	T660002137	TEMP	Replace Casing at South La Bajada RR Crossing	FP-NMG Transm Specific-Replace	367.1	$ -	$ -	$ -	$ -	$ -	$ -	$ -
4275	T660002137	TEMP	Replace Casing at South La Bajada RR Crossing	FP-NMG Transm Specific-Replace	368.0	$ -	$ -	$ -	$ -	$ -	$ -	$ -
4276	T660002137	TEMP	Replace Casing at South La Bajada RR Crossing	FP-NMG Transm Specific-Replace	369.0	$ -	$ -	$ -	$ -	$ -	$ -	$ -
4277	T624002138	TEMP	Replace Casing at Roswell ML #14 RR Crossing	FP-NMG Transm Specific-Replace	367.1	$ -	$ -	$ -	$ -	$ -	$ -	$ -
4278	T624002138	TEMP	Replace Casing at Roswell ML #14 RR Crossing	FP-NMG Transm Specific-Replace	368.0	$ -	$ -	$ -	$ -	$ -	$ -	$ -
4279	T624002138	TEMP	Replace Casing at Roswell ML #14 RR Crossing	FP-NMG Transm Specific-Replace	369.0	$ -	$ -	$ -	$ -	$ -	$ -	$ -
4280	T621002139	TEMP	Replace Casing at North MM-25 Alamo ML	FP-NMG Transm Specific-Replace	367.1	$ -	$ -	$ -	$ -	$ -	$ -	$ -
4281	T621002139	TEMP	Replace Casing at North MM-25 Alamo ML	FP-NMG Transm Specific-Replace	368.0	$ -	$ -	$ -	$ -	$ -	$ -	$ -
4282	T621002139	TEMP	Replace Casing at North MM-25 Alamo ML	FP-NMG Transm Specific-Replace	369.0	$ -	$ -	$ -	$ -	$ -	$ -	$ -
4283	601002140	TEMP	TECO - SF Enhancements 2023	FP-NMG Intangible	303.3	$ -	$ -	$ -	$ -	$ -	$ -	$ -
4284	601002141	TEMP	TECO - SAP Enhancements 2023	FP-NMG Intangible	303.3	$ -	$ -	$ -	$ -	$ -	$ -	$ -
4285	601002142	NCP-16608	TECO - Compensation Job Architecture & Benchmarks	FP-NMG Intangible	303.3	$ -	$ -	$ -	$ -	$ -	$ -	$ 53,254
4286	T610002143	TEMP	EPNG #1 Solomon State replace odorizer	FP-NMG Transm Stations-Replace	368.0	$ -	$ -	$ -	$ -	$ -	$ -	$ -
4287	T610002143	TEMP	EPNG #1 Solomon State replace odorizer	FP-NMG Transm Stations-Replace	369.0	$ -	$ -	$ -	$ -	$ -	$ -	$ -
4288	601002144	NCP-16613	TECO - HR Ops EE Experience	FP-NMG Intangible	303.3	$ -	$ -	$ -	$ -	$ -	$ -	$ -
4289	601002145	NCP-16622	TECO - Total Rewards Statement	FP-NMG Intangible	303.3	$ -	$ -	$ -	$ -	$ -	$ -	$ -
4290	601002146	NCP-16609	TECO - HR Invoice Automation	FP-NMG Intangible	303.3	$ -	$ -	$ -	$ -	$ -	$ -	$ -
4291	601002147	NCP-16621	TECO - Time Management - PTO	FP-NMG Intangible	303.3	$ -	$ -	$ -	$ -	$ -	$ -	$ -
4292	601002148	NCP-16620	TECO - Tax RPA 2023	FP-NMG Intangible	303.3	$ -	$ -	$ -	$ -	$ -	$ -	$ -
4293	601002149	NCP-16614	TECO - PP Upgrade (Technical & Potentially Application) 2023	FP-NMG Intangible	303.3	$ -	$ -	$ -	$ -	$ -	$ -	$ -
4294	601002150	TEMP	TECO - Benefits EE Experience	FP-NMG Intangible	303.3	$ -	$ -	$ -	$ -	$ -	$ -	$ -
4295	633002151	TEMP	TOC Hillburn PVC Replacement	FP-NMG Dist Specific-Replace	376.1	$ -	$ -	$ -	$ -	$ -	$ -	$ -
4296	633002151	TEMP	TOC Hillburn PVC Replacement	FP-NMG Dist Specific-Replace	376.2	$ -	$ -	$ -	$ -	$ -	$ -	$ -
4297	633002151	TEMP	TOC Hillburn PVC Replacement	FP-NMG Dist Specific-Replace	376.4	$ -	$ -	$ -	$ -	$ -	$ -	$ -
4298	633002151	TEMP	TOC Hillburn PVC Replacement	FP-NMG Dist Specific-Replace	380.0	$ -	$ -	$ -	$ -	$ -	$ -	$ -
4299	601002152	TEMP	TECO - ERP Enhancements 2024	FP-NMG Intangible	303.3	$ -	$ -	$ -	$ -	$ -	$ -	$ 204,762
4300	601002153	TEMP	TECO - ERP Enhancements 2025	FP-NMG Intangible	303.3	$ -	$ -	$ -	$ -	$ -	$ -	$ -
4301	601002154	TEMP	TECO - ERP Enhancements 2026	FP-NMG Intangible	303.3	$ -	$ -	$ -	$ -	$ -	$ -	$ -
4302	T680002155	TEMP	Erosion Mitigation Brazos ML MP 21.44 Mats	FP-NMG Transm Specific-Replace	367.1	$ -	$ -	$ -	$ -	$ -	$ -	$ -
4303	T680002155	TEMP	Erosion Mitigation Brazos ML MP 21.44 Mats	FP-NMG Transm Specific-Replace	368.0	$ -	$ -	$ -	$ -	$ -	$ -	$ -
4304	T680002155	TEMP	Erosion Mitigation Brazos ML MP 21.44 Mats	FP-NMG Transm Specific-Replace	369.0	$ -	$ -	$ -	$ -	$ -	$ -	$ -
4305	601002156	TEMP	TECO - ERP Enhancements 2027	FP-NMG Intangible	303.3	$ -	$ -	$ -	$ -	$ -	$ -	$ -
4306	601002157	TEMP	TECO - ERP Portfolio Optimization 2024	FP-NMG Intangible	303.3	$ -	$ -	$ -	$ -	$ -	$ -	$ 614,287
4307	601002158	TEMP	TECO - ERP Portfolio Optimization 2025	FP-NMG Intangible	303.3	$ -	$ -	$ -	$ -	$ -	$ -	$ -
4308	601002159	TEMP	TECO - ERP Portfolio Optimization 2026	FP-NMG Intangible	303.3	$ -	$ -	$ -	$ -	$ -	$ -	$ -
4309	601002160	TEMP	TECO - ERP Portfolio Optimization 2027	FP-NMG Intangible	303.3	$ -	$ -	$ -	$ -	$ -	$ -	$ -
4310	601002161	TEMP	TECO - Open Text Upgrade 2024	FP-NMG Intangible	303.3	$ -	$ -	$ -	$ -	$ -	$ -	$ 102,381
4311	601002162	TEMP	TECO - Open Text Upgrade 2026	FP-NMG Intangible	303.3	$ -	$ -	$ -	$ -	$ -	$ -	$ -
4312	601002163	TEMP	TECO - SAP Upgrade 2026 - ERP	FP-NMG Intangible	303.3	$ -	$ -	$ -	$ -	$ -	$ -	$ -
4313	601002164	TEMP	TECO - SAP S4 Enhancements 2027	FP-NMG Intangible	303.3	$ -	$ -	$ -	$ -	$ -	$ -	$ -
4314	601002165	TEMP	TECO - Deception Technology 2026	FP-NMG Intangible	303.3	$ -	$ -	$ -	$ -	$ -	$ -	$ -
4315	601002166	TEMP	TECO - EDR/Ent Threat Mediation Tool 2027	FP-NMG Intangible	303.3	$ -	$ -	$ -	$ -	$ -	$ -	$ -

NEW MEXICO GAS COMPANY, INC.

Plant Gross Activity
Base Period - 12 Months Ending March 31, 2023
Future Test Year - 12 Months Ending September 30, 2025

	A	B	C	D	E	AB	AC	AD	AE	AF	AG	AH	AI
3	Investment Number	FP Number	Investment Name	FP Type	FERC Account	2/28/2025	3/31/2025	4/30/2025	5/31/2025	6/30/2025	7/31/2025	8/31/2025	9/30/2025
4260	601002132	TEMP	SCADA Radios Replacement Blanket 2025	FP-NMG Office Furn & Equip	397.0	$ -	$ -	$ -	$ -	$ -	$ -	$ -	$ -
4261	601002132	TEMP	SCADA Radios Replacement Blanket 2025	FP-NMG Office Furn & Equip	398.0	$ -	$ -	$ -	$ -	$ -	$ -	$ -	$ -
4262	601002133	TEMP	SCADA Radios Replacement Blanket 2026	FP-NMG Office Furn & Equip	391.2	$ -	$ -	$ -	$ -	$ -	$ -	$ -	$ -
4263	601002133	TEMP	SCADA Radios Replacement Blanket 2026	FP-NMG Office Furn & Equip	397.0	$ -	$ -	$ -	$ -	$ -	$ -	$ -	$ -
4264	601002133	TEMP	SCADA Radios Replacement Blanket 2026	FP-NMG Office Furn & Equip	398.0	$ -	$ -	$ -	$ -	$ -	$ -	$ -	$ -
4265	601002134	TEMP	SCADA Radios Replacement Blanket 2027	FP-NMG Office Furn & Equip	391.2	$ -	$ -	$ -	$ -	$ -	$ -	$ -	$ -
4266	601002134	TEMP	SCADA Radios Replacement Blanket 2027	FP-NMG Office Furn & Equip	397.0	$ -	$ -	$ -	$ -	$ -	$ -	$ -	$ -
4267	601002134	TEMP	SCADA Radios Replacement Blanket 2027	FP-NMG Office Furn & Equip	398.0	$ -	$ -	$ -	$ -	$ -	$ -	$ -	$ -
4268	601002135	TEMP	SCADA Radios Replacement Blanket 2028	FP-NMG Office Furn & Equip	391.2	$ -	$ -	$ -	$ -	$ -	$ -	$ -	$ -
4269	601002135	TEMP	SCADA Radios Replacement Blanket 2028	FP-NMG Office Furn & Equip	397.0	$ -	$ -	$ -	$ -	$ -	$ -	$ -	$ -
4270	601002135	TEMP	SCADA Radios Replacement Blanket 2028	FP-NMG Office Furn & Equip	398.0	$ -	$ -	$ -	$ -	$ -	$ -	$ -	$ -
4271	601002136	TEMP	ITRON Radio Refresh	FP-NMG Office Furn & Equip	391.2	$ -	$ -	$ -	$ -	$ -	$ -	$ -	$ -
4272	601002136	TEMP	ITRON Radio Refresh	FP-NMG Office Furn & Equip	397.0	$ -	$ -	$ -	$ -	$ -	$ -	$ -	$ -
4273	601002136	TEMP	ITRON Radio Refresh	FP-NMG Office Furn & Equip	398.0	$ -	$ -	$ -	$ -	$ -	$ -	$ -	$ -
4274	T660002137	TEMP	Replace Casing at South La Bajada RR Crossing	FP-NMG Transm Specific-Replace	367.1	$ -	$ -	$ -	$ -	$ -	$ -	$ -	$ -
4275	T660002137	TEMP	Replace Casing at South La Bajada RR Crossing	FP-NMG Transm Specific-Replace	368.0	$ -	$ -	$ -	$ -	$ -	$ -	$ -	$ -
4276	T660002137	TEMP	Replace Casing at South La Bajada RR Crossing	FP-NMG Transm Specific-Replace	369.0	$ -	$ -	$ -	$ -	$ -	$ -	$ -	$ -
4277	T624002138	TEMP	Replace Casing at Roswell ML #14 RR Crossing	FP-NMG Transm Specific-Replace	367.1	$ -	$ -	$ -	$ -	$ -	$ -	$ 311,165	$ -
4278	T624002138	TEMP	Replace Casing at Roswell ML #14 RR Crossing	FP-NMG Transm Specific-Replace	368.0	$ -	$ -	$ -	$ -	$ -	$ -	$ 44,452	$ -
4279	T624002138	TEMP	Replace Casing at Roswell ML #14 RR Crossing	FP-NMG Transm Specific-Replace	369.0	$ -	$ -	$ -	$ -	$ -	$ -	$ 88,904	$ -
4280	T621002139	TEMP	Replace Casing at North MM-25 Alamo ML	FP-NMG Transm Specific-Replace	367.1	$ -	$ -	$ -	$ -	$ -	$ -	$ -	$ -
4281	T621002139	TEMP	Replace Casing at North MM-25 Alamo ML	FP-NMG Transm Specific-Replace	368.0	$ -	$ -	$ -	$ -	$ -	$ -	$ -	$ -
4282	T621002139	TEMP	Replace Casing at North MM-25 Alamo ML	FP-NMG Transm Specific-Replace	369.0	$ -	$ -	$ -	$ -	$ -	$ -	$ -	$ -
4283	601002140	TEMP	TECO - SF Enhancements 2023	FP-NMG Intangible	303.3	$ -	$ -	$ -	$ -	$ -	$ -	$ -	$ -
4284	601002141	TEMP	TECO - SAP Enhancements 2023	FP-NMG Intangible	303.3	$ -	$ -	$ -	$ -	$ -	$ -	$ -	$ -
4285	601002142	NCP-16608	TECO - Compensation Job Architecture & Benchmarks	FP-NMG Intangible	303.3	$ -	$ -	$ -	$ -	$ -	$ -	$ -	$ -
4286	T610002143	TEMP	EPNG #1 Solomon State replace odorizer	FP-NMG Transm Stations-Replace	368.0	$ -	$ -	$ -	$ -	$ -	$ -	$ -	$ -
4287	T610002143	TEMP	EPNG #1 Solomon State replace odorizer	FP-NMG Transm Stations-Replace	369.0	$ -	$ -	$ -	$ -	$ -	$ -	$ -	$ -
4288	601002144	NCP-16613	TECO - HR Ops EE Experience	FP-NMG Intangible	303.3	$ -	$ -	$ -	$ -	$ -	$ -	$ -	$ -
4289	601002145	NCP-16622	TECO - Total Rewards Statement	FP-NMG Intangible	303.3	$ -	$ -	$ -	$ -	$ -	$ -	$ -	$ -
4290	601002146	NCP-16609	TECO - HR Invoice Automation	FP-NMG Intangible	303.3	$ -	$ -	$ -	$ -	$ -	$ -	$ -	$ -
4291	601002147	NCP-16621	TECO - Time Management - PTO	FP-NMG Intangible	303.3	$ -	$ -	$ -	$ -	$ -	$ -	$ -	$ -
4292	601002148	NCP-16620	TECO - Tax RPA 2023	FP-NMG Intangible	303.3	$ -	$ -	$ -	$ -	$ -	$ -	$ -	$ -
4293	601002149	NCP-16614	TECO - PP Upgrade (Technical & Potentially Application) 2023	FP-NMG Intangible	303.3	$ -	$ -	$ -	$ -	$ -	$ -	$ -	$ -
4294	601002150	TEMP	TECO - Benefits EE Experience	FP-NMG Intangible	303.3	$ -	$ -	$ -	$ -	$ -	$ -	$ -	$ -
4295	633002151	TEMP	TOC Hillburn PVC Replacement	FP-NMG Dist Specific-Replace	376.1	$ -	$ -	$ -	$ -	$ -	$ -	$ -	$ -
4296	633002151	TEMP	TOC Hillburn PVC Replacement	FP-NMG Dist Specific-Replace	376.2	$ -	$ -	$ -	$ -	$ -	$ -	$ -	$ -
4297	633002151	TEMP	TOC Hillburn PVC Replacement	FP-NMG Dist Specific-Replace	376.4	$ -	$ -	$ -	$ -	$ -	$ -	$ -	$ -
4298	633002151	TEMP	TOC Hillburn PVC Replacement	FP-NMG Dist Specific-Replace	380.0	$ -	$ -	$ -	$ -	$ -	$ -	$ -	$ -
4299	601002152	TEMP	TECO - ERP Enhancements 2024	FP-NMG Intangible	303.3	$ -	$ -	$ -	$ -	$ -	$ -	$ -	$ -
4300	601002153	TEMP	TECO - ERP Enhancements 2025	FP-NMG Intangible	303.3	$ -	$ -	$ -	$ -	$ -	$ -	$ -	$ -
4301	601002154	TEMP	TECO - ERP Enhancements 2026	FP-NMG Intangible	303.3	$ -	$ -	$ -	$ -	$ -	$ -	$ -	$ -
4302	T680002155	TEMP	Erosion Mitigation Brazos ML MP 21.44 Mats	FP-NMG Transm Specific-Replace	367.1	$ -	$ -	$ -	$ -	$ -	$ -	$ -	$ -
4303	T680002155	TEMP	Erosion Mitigation Brazos ML MP 21.44 Mats	FP-NMG Transm Specific-Replace	368.0	$ -	$ -	$ -	$ -	$ -	$ -	$ -	$ -
4304	T680002155	TEMP	Erosion Mitigation Brazos ML MP 21.44 Mats	FP-NMG Transm Specific-Replace	369.0	$ -	$ -	$ -	$ -	$ -	$ -	$ -	$ -
4305	601002156	TEMP	TECO - ERP Enhancements 2027	FP-NMG Intangible	303.3	$ -	$ -	$ -	$ -	$ -	$ -	$ -	$ -
4306	601002157	TEMP	TECO - ERP Portfolio Optimization 2024	FP-NMG Intangible	303.3	$ -	$ -	$ -	$ -	$ -	$ -	$ -	$ -
4307	601002158	TEMP	TECO - ERP Portfolio Optimization 2025	FP-NMG Intangible	303.3	$ -	$ -	$ -	$ -	$ -	$ -	$ -	$ -
4308	601002159	TEMP	TECO - ERP Portfolio Optimization 2026	FP-NMG Intangible	303.3	$ -	$ -	$ -	$ -	$ -	$ -	$ -	$ -
4309	601002160	TEMP	TECO - ERP Portfolio Optimization 2027	FP-NMG Intangible	303.3	$ -	$ -	$ -	$ -	$ -	$ -	$ -	$ -
4310	601002161	TEMP	TECO - Open Text Upgrade 2024	FP-NMG Intangible	303.3	$ -	$ -	$ -	$ -	$ -	$ -	$ -	$ -
4311	601002162	TEMP	TECO - Open Text Upgrade 2026	FP-NMG Intangible	303.3	$ -	$ -	$ -	$ -	$ -	$ -	$ -	$ -
4312	601002163	TEMP	TECO - SAP Upgrade 2026 - ERP	FP-NMG Intangible	303.3	$ -	$ -	$ -	$ -	$ -	$ -	$ -	$ -
4313	601002164	TEMP	TECO - SAP S4 Enhancements 2027	FP-NMG Intangible	303.3	$ -	$ -	$ -	$ -	$ -	$ -	$ -	$ -
4314	601002165	TEMP	TECO - Deception Technology 2026	FP-NMG Intangible	303.3	$ -	$ -	$ -	$ -	$ -	$ -	$ -	$ -
4315	601002166	TEMP	TECO - EDR/Ent Threat Mediation Tool 2027	FP-NMG Intangible	303.3	$ -	$ -	$ -	$ -	$ -	$ -	$ -	$ -

NEW MEXICO GAS COMPANY, INC.

Plant Gross Activity
Base Period - 12 Months Ending March 31, 2023
Future Test Year - 12 Months Ending September 30, 2025

	A	B	C	D	E	F	G	H	I	J	K	L
3	Investment Number	FP Number	Investment Name	FP Type	FERC Account	4/30/2023	5/31/2023	6/30/2023	7/31/2023	8/31/2023	9/30/2023	10/31/2023
4316	601002167	TEMP	TECO - Pretty Good Privacy (PGP) Replacement 2026	FP-NMG Intangible	303.3	$ -	$ -	$ -	$ -	$ -	$ -	$ -
4317	684002168	TEMP	NW Gallup - McKinley County Industrial Park to Mentmore MLX	FP-NMG Dist Specifics-New	376.1	$ -	$ -	$ -	$ -	$ -	$ -	$ -
4318	684002168	TEMP	NW Gallup - McKinley County Industrial Park to Mentmore MLX	FP-NMG Dist Specifics-New	376.2	$ -	$ -	$ -	$ -	$ -	$ -	$ -
4319	684002168	TEMP	NW Gallup - McKinley County Industrial Park to Mentmore MLX	FP-NMG Dist Specifics-New	376.4	$ -	$ -	$ -	$ -	$ -	$ -	$ -
4320	624002169	TEMP	CAR - Loving Double Feed	FP-NMG Dist Specifics-New	376.1	$ -	$ -	$ -	$ -	$ -	$ -	$ -
4321	624002169	TEMP	CAR - Loving Double Feed	FP-NMG Dist Specifics-New	376.2	$ -	$ -	$ -	$ -	$ -	$ -	$ -
4322	624002169	TEMP	CAR - Loving Double Feed	FP-NMG Dist Specifics-New	376.4	$ -	$ -	$ -	$ -	$ -	$ -	$ -
4323	601002170	NCP-16619	TECO - SF Enhancements 2023	FP-NMG Intangible	303.3	$ -	$ -	$ -	$ -	$ -	$ -	$ -
4324	601002171	NCP-16615	TECO - SAP Enhancements 2023	FP-NMG Intangible	303.3	$ -	$ -	$ -	$ -	$ -	$ -	$ -
4325	601002172	NCP-16607	TECO - Benefits EE Experience (2023)	FP-NMG Intangible	303.3	$ -	$ -	$ -	$ -	$ -	$ -	$ -
4326	601002174	TEMP	TECO - Tax RPA 2024	FP-NMG Intangible	303.3	$ -	$ -	$ -	$ -	$ -	$ -	$ -
4327	T601002175	TEMP	CP Ground Bed Phase VI	FP-NMG Transm Specific-Replace	367.1	$ -	$ -	$ -	$ -	$ -	$ -	$ -
4328	T601002175	TEMP	CP Ground Bed Phase VI	FP-NMG Transm Specific-Replace	368.0	$ -	$ -	$ -	$ -	$ -	$ -	$ -
4329	T601002175	TEMP	CP Ground Bed Phase VI	FP-NMG Transm Specific-Replace	369.0	$ -	$ -	$ -	$ -	$ -	$ -	$ -
4330	601002176	TEMP	TECO - Tax RPA 2025	FP-NMG Intangible	303.3	$ -	$ -	$ -	$ -	$ -	$ -	$ -
4331	601002177	TEMP	TECO - PP Upgrade (Technical & Potentially Application) 2025	FP-NMG Intangible	303.3	$ -	$ -	$ -	$ -	$ -	$ -	$ -
4332	601002178	TEMP	TECO - PP Upgrade (Technical & Potentially Application) 2027	FP-NMG Intangible	303.3	$ -	$ -	$ -	$ -	$ -	$ -	$ -
4333	601002179	TEMP	TECO - PP Upgrade 2028	FP-NMG Intangible	303.3	$ -	$ -	$ -	$ -	$ -	$ -	$ -
4334	611002180	TEMP	Los Lentes Reinforcement PH 2	FP-NMG Dist Specific-Replace	376.1	$ -	$ -	$ -	$ -	$ -	$ -	$ -
4335	611002180	TEMP	Los Lentes Reinforcement PH 2	FP-NMG Dist Specific-Replace	376.2	$ -	$ -	$ -	$ -	$ -	$ -	$ -
4336	611002180	TEMP	Los Lentes Reinforcement PH 2	FP-NMG Dist Specific-Replace	376.4	$ -	$ -	$ -	$ -	$ -	$ -	$ -
4337	611002180	TEMP	Los Lentes Reinforcement PH 2	FP-NMG Dist Specific-Replace	380.0	$ -	$ -	$ -	$ -	$ -	$ -	$ -
4338	627002181	TEMP	LOV - 7-inch Isolated Steel Replacement (Phase II)	FP-NMG Dist Specific-Replace	376.1	$ -	$ -	$ -	$ -	$ -	$ -	$ -
4339	627002181	TEMP	LOV - 7-inch Isolated Steel Replacement (Phase II)	FP-NMG Dist Specific-Replace	376.2	$ -	$ -	$ -	$ -	$ -	$ -	$ -
4340	627002181	TEMP	LOV - 7-inch Isolated Steel Replacement (Phase II)	FP-NMG Dist Specific-Replace	376.4	$ -	$ -	$ -	$ -	$ -	$ -	$ -
4341	627002181	TEMP	LOV - 7-inch Isolated Steel Replacement (Phase II)	FP-NMG Dist Specific-Replace	380.0	$ -	$ -	$ -	$ -	$ -	$ -	$ -
4342	T624002182	TEMP	Pan American 6" make piggable	FP-NMG Transm Specific-Replace	367.1	$ -	$ -	$ -	$ -	$ -	$ -	$ -
4343	T624002182	TEMP	Pan American 6" make piggable	FP-NMG Transm Specific-Replace	368.0	$ -	$ -	$ -	$ -	$ -	$ -	$ -
4344	T624002182	TEMP	Pan American 6" make piggable	FP-NMG Transm Specific-Replace	369.0	$ -	$ -	$ -	$ -	$ -	$ -	$ -
4345	601002183	TEMP	TECO - SF Enhancements 2024	FP-NMG Intangible	303.3	$ -	$ -	$ -	$ -	$ -	$ -	$ -
4346	601002184	TEMP	TECO - SF Enhancements 2025	FP-NMG Intangible	303.3	$ -	$ -	$ -	$ -	$ -	$ -	$ -
4347	601002185	TEMP	TECO - SF Enhancements 2026	FP-NMG Intangible	303.3	$ -	$ -	$ -	$ -	$ -	$ -	$ -
4348	601002186	TEMP	TECO - SF Enhancements 2027	FP-NMG Intangible	303.3	$ -	$ -	$ -	$ -	$ -	$ -	$ -
4349	611002187	TEMP	Replace Isolated Main with PE at Village Drive	FP-NMG Dist Specific-Replace	376.1	$ -	$ -	$ -	$ -	$ -	$ -	$ -
4350	611002187	TEMP	Replace Isolated Main with PE at Village Drive	FP-NMG Dist Specific-Replace	376.2	$ -	$ -	$ -	$ -	$ -	$ -	$ -
4351	611002187	TEMP	Replace Isolated Main with PE at Village Drive	FP-NMG Dist Specific-Replace	376.4	$ -	$ -	$ -	$ -	$ -	$ -	$ -
4352	611002187	TEMP	Replace Isolated Main with PE at Village Drive	FP-NMG Dist Specific-Replace	380.0	$ -	$ -	$ -	$ -	$ -	$ -	$ -
4353	601002188	TEMP	TECO - SAP Enhancements 2024	FP-NMG Intangible	303.3	$ -	$ -	$ -	$ -	$ -	$ -	$ -
4354	601002189	TEMP	TECO - SAP Enhancements 2025	FP-NMG Intangible	303.3	$ -	$ -	$ -	$ -	$ -	$ -	$ -
4355	601002190	TEMP	TECO - SAP Enhancements 2026	FP-NMG Intangible	303.3	$ -	$ -	$ -	$ -	$ -	$ -	$ -
4356	601002191	TEMP	TECO - SAP Enhancements 2027	FP-NMG Intangible	303.3	$ -	$ -	$ -	$ -	$ -	$ -	$ -
4357	601002192	TEMP	TECO - Benefits EE Experience 2.0	FP-NMG Intangible	303.3	$ -	$ -	$ -	$ -	$ -	$ -	$ -
4358	601002193	TEMP	TECO - Compensation Job Architecture & Benchmarks 2024	FP-NMG Intangible	303.3	$ -	$ -	$ -	$ -	$ -	$ -	$ -
4359	601002194	TEMP	TECO - HR Ops EE Experience 2.0	FP-NMG Intangible	303.3	$ -	$ -	$ -	$ -	$ -	$ -	$ -
4360	T624002195	TEMP	Roswell ML Red Lake to S. of Hagerman Make Piggable	FP-NMG Transm Specific-Replace	367.1	$ -	$ -	$ -	$ -	$ -	$ -	$ -
4361	T624002195	TEMP	Roswell ML Red Lake to S. of Hagerman Make Piggable	FP-NMG Transm Specific-Replace	368.0	$ -	$ -	$ -	$ -	$ -	$ -	$ -
4362	T624002195	TEMP	Roswell ML Red Lake to S. of Hagerman Make Piggable	FP-NMG Transm Specific-Replace	369.0	$ -	$ -	$ -	$ -	$ -	$ -	$ -
4363	T680002196	TEMP	ABQ LP ML - Indian Springs to Star Lake Make Piggable DUPLICATE	FP-NMG Transm Specific-Replace	367.1	$ -	$ -	$ -	$ -	$ -	$ -	$ -
4364	T680002196	TEMP	ABQ LP ML - Indian Springs to Star Lake Make Piggable DUPLICATE	FP-NMG Transm Specific-Replace	368.0	$ -	$ -	$ -	$ -	$ -	$ -	$ -
4365	T680002196	TEMP	ABQ LP ML - Indian Springs to Star Lake Make Piggable DUPLICATE	FP-NMG Transm Specific-Replace	369.0	$ -	$ -	$ -	$ -	$ -	$ -	$ -
4366	T610002197	TEMP	Rebuild Rio Rancho BS #1	FP-NMG Transm Stations-Replace	368.0	$ -	$ -	$ -	$ -	$ -	$ -	$ -
4367	T610002197	TEMP	Rebuild Rio Rancho BS #1	FP-NMG Transm Stations-Replace	369.0	$ -	$ -	$ -	$ -	$ -	$ -	$ -
4368	611002198	TEMP	Los Lentes Reinforcement PH 1	FP-NMG Dist Specific-Replace	376.1	$ -	$ -	$ -	$ -	$ -	$ -	$ -
4369	611002198	TEMP	Los Lentes Reinforcement PH 1	FP-NMG Dist Specific-Replace	376.2	$ -	$ -	$ -	$ -	$ -	$ -	$ -
4370	611002198	TEMP	Los Lentes Reinforcement PH 1	FP-NMG Dist Specific-Replace	376.4	$ -	$ -	$ -	$ -	$ -	$ -	$ -
4371	611002198	TEMP	Los Lentes Reinforcement PH 1	FP-NMG Dist Specific-Replace	380.0	$ -	$ -	$ -	$ -	$ -	$ -	$ -

NEW MEXICO GAS COMPANY, INC.

Plant Gross Activity
Base Period - 12 Months Ending March 31, 2023
Future Test Year - 12 Months Ending September 30, 2025

	A	B	C	D	E	M	N	O	P	Q	R	S	T
3	Investment Number	FP Number	Investment Name	FP Type	FERC Account	11/30/2023	12/31/2023	1/31/2024	2/29/2024	3/31/2024	4/30/2024	5/31/2024	6/30/2024
4316	601002167	TEMP	TECO - Pretty Good Privacy (PGP) Replacement 2026	FP-NMG Intangible	303.3	$ -	$ -	$ -	$ -	$ -	$ -	$ -	$ -
4317	684002168	TEMP	NW Gallup - McKinley County Industrial Park to Mentmore MLX	FP-NMG Dist Specifics-New	376.1	$ -	$ -	$ -	$ -	$ -	$ -	$ -	$ -
4318	684002168	TEMP	NW Gallup - McKinley County Industrial Park to Mentmore MLX	FP-NMG Dist Specifics-New	376.2	$ -	$ -	$ -	$ -	$ -	$ -	$ -	$ -
4319	684002168	TEMP	NW Gallup - McKinley County Industrial Park to Mentmore MLX	FP-NMG Dist Specifics-New	376.4	$ -	$ -	$ -	$ -	$ -	$ -	$ -	$ -
4320	624002169	TEMP	CAR - Loving Double Feed	FP-NMG Dist Specifics-New	376.1	$ -	$ -	$ -	$ -	$ -	$ -	$ -	$ -
4321	624002169	TEMP	CAR - Loving Double Feed	FP-NMG Dist Specifics-New	376.2	$ -	$ -	$ -	$ -	$ -	$ -	$ -	$ -
4322	624002169	TEMP	CAR - Loving Double Feed	FP-NMG Dist Specifics-New	376.4	$ -	$ -	$ -	$ -	$ -	$ -	$ -	$ -
4323	601002170	NCP-16619	TECO - SF Enhancements 2023	FP-NMG Intangible	303.3	$ -	$ -	$ 25,069	$ -	$ -	$ -	$ -	$ -
4324	601002171	NCP-16615	TECO - SAP Enhancements 2023	FP-NMG Intangible	303.3	$ -	$ -	$ 51,179	$ -	$ -	$ -	$ -	$ -
4325	601002172	NCP-16607	TECO - Benefits EE Experience (2023)	FP-NMG Intangible	303.3	$ -	$ -	$ -	$ -	$ -	$ -	$ -	$ -
4326	601002174	TEMP	TECO - Tax RPA 2024	FP-NMG Intangible	303.3	$ -	$ -	$ -	$ -	$ -	$ -	$ -	$ -
4327	T601002175	TEMP	CP Ground Bed Phase VI	FP-NMG Transm Specific-Replace	367.1	$ -	$ -	$ -	$ -	$ -	$ -	$ -	$ -
4328	T601002175	TEMP	CP Ground Bed Phase VI	FP-NMG Transm Specific-Replace	368.0	$ -	$ -	$ -	$ -	$ -	$ -	$ -	$ -
4329	T601002175	TEMP	CP Ground Bed Phase VI	FP-NMG Transm Specific-Replace	369.0	$ -	$ -	$ -	$ -	$ -	$ -	$ -	$ -
4330	601002176	TEMP	TECO - Tax RPA 2025	FP-NMG Intangible	303.3	$ -	$ -	$ -	$ -	$ -	$ -	$ -	$ -
4331	601002177	TEMP	TECO - PP Upgrade (Technical & Potentially Application) 2025	FP-NMG Intangible	303.3	$ -	$ -	$ -	$ -	$ -	$ -	$ -	$ -
4332	601002178	TEMP	TECO - PP Upgrade (Technical & Potentially Application) 2027	FP-NMG Intangible	303.3	$ -	$ -	$ -	$ -	$ -	$ -	$ -	$ -
4333	601002179	TEMP	TECO - PP Upgrade 2028	FP-NMG Intangible	303.3	$ -	$ -	$ -	$ -	$ -	$ -	$ -	$ -
4334	611002180	TEMP	Los Lentes Reinforcement PH 2	FP-NMG Dist Specific-Replace	376.1	$ -	$ -	$ -	$ -	$ -	$ -	$ -	$ -
4335	611002180	TEMP	Los Lentes Reinforcement PH 2	FP-NMG Dist Specific-Replace	376.2	$ -	$ -	$ -	$ -	$ -	$ -	$ -	$ -
4336	611002180	TEMP	Los Lentes Reinforcement PH 2	FP-NMG Dist Specific-Replace	376.4	$ -	$ -	$ -	$ -	$ -	$ -	$ -	$ -
4337	611002180	TEMP	Los Lentes Reinforcement PH 2	FP-NMG Dist Specific-Replace	380.0	$ -	$ -	$ -	$ -	$ -	$ -	$ -	$ -
4338	627002181	TEMP	LOV - 7-inch Isolated Steel Replacement (Phase II)	FP-NMG Dist Specific-Replace	376.1	$ -	$ -	$ -	$ -	$ -	$ -	$ -	$ -
4339	627002181	TEMP	LOV - 7-inch Isolated Steel Replacement (Phase II)	FP-NMG Dist Specific-Replace	376.2	$ -	$ -	$ -	$ -	$ -	$ -	$ -	$ -
4340	627002181	TEMP	LOV - 7-inch Isolated Steel Replacement (Phase II)	FP-NMG Dist Specific-Replace	376.4	$ -	$ -	$ -	$ -	$ -	$ -	$ -	$ -
4341	627002181	TEMP	LOV - 7-inch Isolated Steel Replacement (Phase II)	FP-NMG Dist Specific-Replace	380.0	$ -	$ -	$ -	$ -	$ -	$ -	$ -	$ -
4342	T624002182	TEMP	Pan American 6" make piggable	FP-NMG Transm Specific-Replace	367.1	$ -	$ -	$ -	$ -	$ -	$ -	$ -	$ -
4343	T624002182	TEMP	Pan American 6" make piggable	FP-NMG Transm Specific-Replace	368.0	$ -	$ -	$ -	$ -	$ -	$ -	$ -	$ -
4344	T624002182	TEMP	Pan American 6" make piggable	FP-NMG Transm Specific-Replace	369.0	$ -	$ -	$ -	$ -	$ -	$ -	$ -	$ -
4345	601002183	TEMP	TECO - SF Enhancements 2024	FP-NMG Intangible	303.3	$ -	$ -	$ -	$ -	$ -	$ -	$ -	$ -
4346	601002184	TEMP	TECO - SF Enhancements 2025	FP-NMG Intangible	303.3	$ -	$ -	$ -	$ -	$ -	$ -	$ -	$ -
4347	601002185	TEMP	TECO - SF Enhancements 2026	FP-NMG Intangible	303.3	$ -	$ -	$ -	$ -	$ -	$ -	$ -	$ -
4348	601002186	TEMP	TECO - SF Enhancements 2027	FP-NMG Intangible	303.3	$ -	$ -	$ -	$ -	$ -	$ -	$ -	$ -
4349	611002187	TEMP	Replace Isolated Main with PE at Village Drive	FP-NMG Dist Specific-Replace	376.1	$ -	$ -	$ -	$ -	$ -	$ -	$ -	$ -
4350	611002187	TEMP	Replace Isolated Main with PE at Village Drive	FP-NMG Dist Specific-Replace	376.2	$ -	$ -	$ -	$ -	$ -	$ -	$ -	$ -
4351	611002187	TEMP	Replace Isolated Main with PE at Village Drive	FP-NMG Dist Specific-Replace	376.4	$ -	$ -	$ -	$ -	$ -	$ -	$ -	$ -
4352	611002187	TEMP	Replace Isolated Main with PE at Village Drive	FP-NMG Dist Specific-Replace	380.0	$ -	$ -	$ -	$ -	$ -	$ -	$ -	$ -
4353	601002188	TEMP	TECO - SAP Enhancements 2024	FP-NMG Intangible	303.3	$ -	$ -	$ -	$ -	$ -	$ -	$ -	$ -
4354	601002189	TEMP	TECO - SAP Enhancements 2025	FP-NMG Intangible	303.3	$ -	$ -	$ -	$ -	$ -	$ -	$ -	$ -
4355	601002190	TEMP	TECO - SAP Enhancements 2026	FP-NMG Intangible	303.3	$ -	$ -	$ -	$ -	$ -	$ -	$ -	$ -
4356	601002191	TEMP	TECO - SAP Enhancements 2027	FP-NMG Intangible	303.3	$ -	$ -	$ -	$ -	$ -	$ -	$ -	$ -
4357	601002192	TEMP	TECO - Benefits EE Experience 2.0	FP-NMG Intangible	303.3	$ -	$ -	$ -	$ -	$ -	$ -	$ -	$ -
4358	601002193	TEMP	TECO - Compensation Job Architecture & Benchmarks 2024	FP-NMG Intangible	303.3	$ -	$ -	$ -	$ -	$ -	$ -	$ -	$ -
4359	601002194	TEMP	TECO - HR Ops EE Experience 2.0	FP-NMG Intangible	303.3	$ -	$ -	$ -	$ -	$ -	$ -	$ -	$ -
4360	T624002195	TEMP	Roswell ML Red Lake to S. of Hagerman Make Piggable	FP-NMG Transm Specific-Replace	367.1	$ -	$ -	$ -	$ -	$ -	$ -	$ -	$ -
4361	T624002195	TEMP	Roswell ML Red Lake to S. of Hagerman Make Piggable	FP-NMG Transm Specific-Replace	368.0	$ -	$ -	$ -	$ -	$ -	$ -	$ -	$ -
4362	T624002195	TEMP	Roswell ML Red Lake to S. of Hagerman Make Piggable	FP-NMG Transm Specific-Replace	369.0	$ -	$ -	$ -	$ -	$ -	$ -	$ -	$ -
4363	T680002196	TEMP	ABQ LP ML - Indian Springs to Star Lake Make Piggable DUPLICATE	FP-NMG Transm Specific-Replace	367.1	$ -	$ -	$ -	$ -	$ -	$ -	$ -	$ -
4364	T680002196	TEMP	ABQ LP ML - Indian Springs to Star Lake Make Piggable DUPLICATE	FP-NMG Transm Specific-Replace	368.0	$ -	$ -	$ -	$ -	$ -	$ -	$ -	$ -
4365	T680002196	TEMP	ABQ LP ML - Indian Springs to Star Lake Make Piggable DUPLICATE	FP-NMG Transm Specific-Replace	369.0	$ -	$ -	$ -	$ -	$ -	$ -	$ -	$ -
4366	T610002197	TEMP	Rebuild Rio Rancho BS #1	FP-NMG Transm Stations-Replace	368.0	$ -	$ -	$ -	$ -	$ -	$ -	$ -	$ -
4367	T610002197	TEMP	Rebuild Rio Rancho BS #1	FP-NMG Transm Stations-Replace	369.0	$ -	$ -	$ -	$ -	$ -	$ -	$ -	$ -
4368	611002198	TEMP	Los Lentes Reinforcement PH 1	FP-NMG Dist Specific-Replace	376.1	$ -	$ -	$ -	$ -	$ -	$ -	$ -	$ -
4369	611002198	TEMP	Los Lentes Reinforcement PH 1	FP-NMG Dist Specific-Replace	376.2	$ -	$ -	$ -	$ -	$ -	$ -	$ -	$ -
4370	611002198	TEMP	Los Lentes Reinforcement PH 1	FP-NMG Dist Specific-Replace	376.4	$ -	$ -	$ -	$ -	$ -	$ -	$ -	$ -
4371	611002198	TEMP	Los Lentes Reinforcement PH 1	FP-NMG Dist Specific-Replace	380.0	$ -	$ -	$ -	$ -	$ -	$ -	$ -	$ -

NEW MEXICO GAS COMPANY, INC.

Plant Gross Activity
Base Period - 12 Months Ending March 31, 2023
Future Test Year - 12 Months Ending September 30, 2025

	A	B	C	D	E	U	V	W	X	Y	Z	AA
3	Investment Number	FP Number	Investment Name	FP Type	FERC Account	7/31/2024	8/31/2024	9/30/2024	10/31/2024	11/30/2024	12/31/2024	1/31/2025
4316	601002167	TEMP	TECO - Pretty Good Privacy (PGP) Replacement 2026	FP-NMG Intangible	303.3	$ -	$ -	$ -	$ -	$ -	$ -	$ -
4317	684002168	TEMP	NW Gallup - McKinley County Industrial Park to Mentmore MLX	FP-NMG Dist Specifics-New	376.1	$ -	$ -	$ -	$ -	$ -	$ -	$ -
4318	684002168	TEMP	NW Gallup - McKinley County Industrial Park to Mentmore MLX	FP-NMG Dist Specifics-New	376.2	$ -	$ -	$ -	$ -	$ -	$ -	$ -
4319	684002168	TEMP	NW Gallup - McKinley County Industrial Park to Mentmore MLX	FP-NMG Dist Specifics-New	376.4	$ -	$ -	$ -	$ -	$ -	$ -	$ -
4320	624002169	TEMP	CAR - Loving Double Feed	FP-NMG Dist Specifics-New	376.1	$ -	$ -	$ 204,027	$ -	$ -	$ -	$ -
4321	624002169	TEMP	CAR - Loving Double Feed	FP-NMG Dist Specifics-New	376.2	$ -	$ -	$ 158,688	$ -	$ -	$ -	$ -
4322	624002169	TEMP	CAR - Loving Double Feed	FP-NMG Dist Specifics-New	376.4	$ -	$ -	$ 90,679	$ -	$ -	$ -	$ -
4323	601002170	NCP-16619	TECO - SF Enhancements 2023	FP-NMG Intangible	303.3	$ -	$ -	$ -	$ -	$ -	$ -	$ -
4324	601002171	NCP-16615	TECO - SAP Enhancements 2023	FP-NMG Intangible	303.3	$ -	$ -	$ -	$ -	$ -	$ -	$ -
4325	601002172	NCP-16607	TECO - Benefits EE Experience (2023)	FP-NMG Intangible	303.3	$ -	$ -	$ -	$ -	$ -	$ -	$ -
4326	601002174	TEMP	TECO - Tax RPA 2024	FP-NMG Intangible	303.3	$ -	$ -	$ -	$ -	$ -	$ -	$ 39,434
4327	T601002175	TEMP	CP Ground Bed Phase VI	FP-NMG Transm Specific-Replace	367.1	$ -	$ -	$ -	$ -	$ -	$ -	$ -
4328	T601002175	TEMP	CP Ground Bed Phase VI	FP-NMG Transm Specific-Replace	368.0	$ -	$ -	$ -	$ -	$ -	$ -	$ -
4329	T601002175	TEMP	CP Ground Bed Phase VI	FP-NMG Transm Specific-Replace	369.0	$ -	$ -	$ -	$ -	$ -	$ -	$ -
4330	601002176	TEMP	TECO - Tax RPA 2025	FP-NMG Intangible	303.3	$ -	$ -	$ -	$ -	$ -	$ -	$ -
4331	601002177	TEMP	TECO - PP Upgrade (Technical & Potentially Application) 2025	FP-NMG Intangible	303.3	$ -	$ -	$ -	$ -	$ -	$ -	$ -
4332	601002178	TEMP	TECO - PP Upgrade (Technical & Potentially Application) 2027	FP-NMG Intangible	303.3	$ -	$ -	$ -	$ -	$ -	$ -	$ -
4333	601002179	TEMP	TECO - PP Upgrade 2028	FP-NMG Intangible	303.3	$ -	$ -	$ -	$ -	$ -	$ -	$ -
4334	611002180	TEMP	Los Lentes Reinforcement PH 2	FP-NMG Dist Specific-Replace	376.1	$ -	$ -	$ -	$ -	$ -	$ -	$ -
4335	611002180	TEMP	Los Lentes Reinforcement PH 2	FP-NMG Dist Specific-Replace	376.2	$ -	$ -	$ -	$ -	$ -	$ -	$ -
4336	611002180	TEMP	Los Lentes Reinforcement PH 2	FP-NMG Dist Specific-Replace	376.4	$ -	$ -	$ -	$ -	$ -	$ -	$ -
4337	611002180	TEMP	Los Lentes Reinforcement PH 2	FP-NMG Dist Specific-Replace	380.0	$ -	$ -	$ -	$ -	$ -	$ -	$ -
4338	627002181	TEMP	LOV - 7-inch Isolated Steel Replacement (Phase II)	FP-NMG Dist Specific-Replace	376.1	$ -	$ -	$ -	$ -	$ -	$ -	$ -
4339	627002181	TEMP	LOV - 7-inch Isolated Steel Replacement (Phase II)	FP-NMG Dist Specific-Replace	376.2	$ -	$ -	$ -	$ -	$ -	$ -	$ -
4340	627002181	TEMP	LOV - 7-inch Isolated Steel Replacement (Phase II)	FP-NMG Dist Specific-Replace	376.4	$ -	$ -	$ -	$ -	$ -	$ -	$ -
4341	627002181	TEMP	LOV - 7-inch Isolated Steel Replacement (Phase II)	FP-NMG Dist Specific-Replace	380.0	$ -	$ -	$ -	$ -	$ -	$ -	$ -
4342	T624002182	TEMP	Pan American 6" make piggable	FP-NMG Transm Specific-Replace	367.1	$ -	$ -	$ -	$ -	$ -	$ -	$ -
4343	T624002182	TEMP	Pan American 6" make piggable	FP-NMG Transm Specific-Replace	368.0	$ -	$ -	$ -	$ -	$ -	$ -	$ -
4344	T624002182	TEMP	Pan American 6" make piggable	FP-NMG Transm Specific-Replace	369.0	$ -	$ -	$ -	$ -	$ -	$ -	$ -
4345	601002183	TEMP	TECO - SF Enhancements 2024	FP-NMG Intangible	303.3	$ -	$ -	$ -	$ -	$ -	$ -	$ 25,595
4346	601002184	TEMP	TECO - SF Enhancements 2025	FP-NMG Intangible	303.3	$ -	$ -	$ -	$ -	$ -	$ -	$ -
4347	601002185	TEMP	TECO - SF Enhancements 2026	FP-NMG Intangible	303.3	$ -	$ -	$ -	$ -	$ -	$ -	$ -
4348	601002186	TEMP	TECO - SF Enhancements 2027	FP-NMG Intangible	303.3	$ -	$ -	$ -	$ -	$ -	$ -	$ -
4349	611002187	TEMP	Replace Isolated Main with PE at Village Drive	FP-NMG Dist Specific-Replace	376.1	$ -	$ -	$ -	$ -	$ -	$ -	$ -
4350	611002187	TEMP	Replace Isolated Main with PE at Village Drive	FP-NMG Dist Specific-Replace	376.2	$ -	$ -	$ -	$ -	$ -	$ -	$ -
4351	611002187	TEMP	Replace Isolated Main with PE at Village Drive	FP-NMG Dist Specific-Replace	376.4	$ -	$ -	$ -	$ -	$ -	$ -	$ -
4352	611002187	TEMP	Replace Isolated Main with PE at Village Drive	FP-NMG Dist Specific-Replace	380.0	$ -	$ -	$ -	$ -	$ -	$ -	$ -
4353	601002188	TEMP	TECO - SAP Enhancements 2024	FP-NMG Intangible	303.3	$ -	$ -	$ -	$ -	$ -	$ -	$ 25,595
4354	601002189	TEMP	TECO - SAP Enhancements 2025	FP-NMG Intangible	303.3	$ -	$ -	$ -	$ -	$ -	$ -	$ -
4355	601002190	TEMP	TECO - SAP Enhancements 2026	FP-NMG Intangible	303.3	$ -	$ -	$ -	$ -	$ -	$ -	$ -
4356	601002191	TEMP	TECO - SAP Enhancements 2027	FP-NMG Intangible	303.3	$ -	$ -	$ -	$ -	$ -	$ -	$ -
4357	601002192	TEMP	TECO - Benefits EE Experience 2.0	FP-NMG Intangible	303.3	$ -	$ -	$ -	$ -	$ -	$ -	$ 61,429
4358	601002193	TEMP	TECO - Compensation Job Architecture & Benchmarks 2024	FP-NMG Intangible	303.3	$ -	$ -	$ -	$ -	$ -	$ -	$ 46,072
4359	601002194	TEMP	TECO - HR Ops EE Experience 2.0	FP-NMG Intangible	303.3	$ -	$ -	$ -	$ -	$ -	$ -	$ 28,667
4360	T624002195	TEMP	Roswell ML Red Lake to S. of Hagerman Make Piggable	FP-NMG Transm Specific-Replace	367.1	$ -	$ -	$ -	$ -	$ -	$ -	$ -
4361	T624002195	TEMP	Roswell ML Red Lake to S. of Hagerman Make Piggable	FP-NMG Transm Specific-Replace	368.0	$ -	$ -	$ -	$ -	$ -	$ -	$ -
4362	T624002195	TEMP	Roswell ML Red Lake to S. of Hagerman Make Piggable	FP-NMG Transm Specific-Replace	369.0	$ -	$ -	$ -	$ -	$ -	$ -	$ -
4363	T680002196	TEMP	ABQ LP ML - Indian Springs to Star Lake Make Piggable DUPLICATE	FP-NMG Transm Specific-Replace	367.1	$ -	$ -	$ -	$ -	$ -	$ -	$ -
4364	T680002196	TEMP	ABQ LP ML - Indian Springs to Star Lake Make Piggable DUPLICATE	FP-NMG Transm Specific-Replace	368.0	$ -	$ -	$ -	$ -	$ -	$ -	$ -
4365	T680002196	TEMP	ABQ LP ML - Indian Springs to Star Lake Make Piggable DUPLICATE	FP-NMG Transm Specific-Replace	369.0	$ -	$ -	$ -	$ -	$ -	$ -	$ -
4366	T610002197	TEMP	Rebuild Rio Rancho BS #1	FP-NMG Transm Stations-Replace	368.0	$ -	$ -	$ -	$ -	$ -	$ -	$ -
4367	T610002197	TEMP	Rebuild Rio Rancho BS #1	FP-NMG Transm Stations-Replace	369.0	$ -	$ -	$ -	$ -	$ -	$ -	$ -
4368	611002198	TEMP	Los Lentes Reinforcement PH 1	FP-NMG Dist Specific-Replace	376.1	$ -	$ -	$ -	$ -	$ -	$ -	$ -
4369	611002198	TEMP	Los Lentes Reinforcement PH 1	FP-NMG Dist Specific-Replace	376.2	$ -	$ -	$ -	$ -	$ -	$ -	$ -
4370	611002198	TEMP	Los Lentes Reinforcement PH 1	FP-NMG Dist Specific-Replace	376.4	$ -	$ -	$ -	$ -	$ -	$ -	$ -
4371	611002198	TEMP	Los Lentes Reinforcement PH 1	FP-NMG Dist Specific-Replace	380.0	$ -	$ -	$ -	$ -	$ -	$ -	$ -

Sponsored by NMGC Witness Erik C. Buchanan

WP Plant 2 Clearings

NEW MEXICO GAS COMPANY, INC.

Plant Gross Activity
Base Period - 12 Months Ending March 31, 2023
Future Test Year - 12 Months Ending September 30, 2025

	A	B	C	D	E	AB	AC	AD	AE	AF	AG	AH	AI
3	Investment Number	FP Number	Investment Name	FP Type	FERC Account	2/28/2025	3/31/2025	4/30/2025	5/31/2025	6/30/2025	7/31/2025	8/31/2025	9/30/2025
4316	601002167	TEMP	TECO - Pretty Good Privacy (PGP) Replacement 2026	FP-NMG Intangible	303.3	$ -	$ -	$ -	$ -	$ -	$ -	$ -	$ -
4317	684002168	TEMP	NW Gallup - McKinley County Industrial Park to Mentmore MLX	FP-NMG Dist Specifics-New	376.1	$ -	$ -	$ -	$ -	$ -	$ -	$ -	$ -
4318	684002168	TEMP	NW Gallup - McKinley County Industrial Park to Mentmore MLX	FP-NMG Dist Specifics-New	376.2	$ -	$ -	$ -	$ -	$ -	$ -	$ -	$ -
4319	684002168	TEMP	NW Gallup - McKinley County Industrial Park to Mentmore MLX	FP-NMG Dist Specifics-New	376.4	$ -	$ -	$ -	$ -	$ -	$ -	$ -	$ -
4320	624002169	TEMP	CAR - Loving Double Feed	FP-NMG Dist Specifics-New	376.1	$ -	$ -	$ -	$ -	$ -	$ -	$ -	$ -
4321	624002169	TEMP	CAR - Loving Double Feed	FP-NMG Dist Specifics-New	376.2	$ -	$ -	$ -	$ -	$ -	$ -	$ -	$ -
4322	624002169	TEMP	CAR - Loving Double Feed	FP-NMG Dist Specifics-New	376.4	$ -	$ -	$ -	$ -	$ -	$ -	$ -	$ -
4323	601002170	NCP-16619	TECO - SF Enhancements 2023	FP-NMG Intangible	303.3	$ -	$ -	$ -	$ -	$ -	$ -	$ -	$ -
4324	601002171	NCP-16615	TECO - SAP Enhancements 2023	FP-NMG Intangible	303.3	$ -	$ -	$ -	$ -	$ -	$ -	$ -	$ -
4325	601002172	NCP-16607	TECO - Benefits EE Experience (2023)	FP-NMG Intangible	303.3	$ -	$ -	$ -	$ -	$ -	$ -	$ -	$ -
4326	601002174	TEMP	TECO - Tax RPA 2024	FP-NMG Intangible	303.3	$ -	$ -	$ -	$ -	$ -	$ -	$ -	$ -
4327	T601002175	TEMP	CP Ground Bed Phase VI	FP-NMG Transm Specific-Replace	367.1	$ -	$ -	$ -	$ -	$ -	$ -	$ -	$ -
4328	T601002175	TEMP	CP Ground Bed Phase VI	FP-NMG Transm Specific-Replace	368.0	$ -	$ -	$ -	$ -	$ -	$ -	$ -	$ -
4329	T601002175	TEMP	CP Ground Bed Phase VI	FP-NMG Transm Specific-Replace	369.0	$ -	$ -	$ -	$ -	$ -	$ -	$ -	$ -
4330	601002176	TEMP	TECO - Tax RPA 2025	FP-NMG Intangible	303.3	$ -	$ -	$ -	$ -	$ -	$ -	$ -	$ -
4331	601002177	TEMP	TECO - PP Upgrade (Technical & Potentially Application) 2025	FP-NMG Intangible	303.3	$ -	$ -	$ -	$ -	$ -	$ -	$ -	$ -
4332	601002178	TEMP	TECO - PP Upgrade (Technical & Potentially Application) 2027	FP-NMG Intangible	303.3	$ -	$ -	$ -	$ -	$ -	$ -	$ -	$ -
4333	601002179	TEMP	TECO - PP Upgrade 2028	FP-NMG Intangible	303.3	$ -	$ -	$ -	$ -	$ -	$ -	$ -	$ -
4334	611002180	TEMP	Los Lentes Reinforcement PH 2	FP-NMG Dist Specific-Replace	376.1	$ -	$ -	$ -	$ -	$ -	$ -	$ -	$ -
4335	611002180	TEMP	Los Lentes Reinforcement PH 2	FP-NMG Dist Specific-Replace	376.2	$ -	$ -	$ -	$ -	$ -	$ -	$ -	$ -
4336	611002180	TEMP	Los Lentes Reinforcement PH 2	FP-NMG Dist Specific-Replace	376.4	$ -	$ -	$ -	$ -	$ -	$ -	$ -	$ -
4337	611002180	TEMP	Los Lentes Reinforcement PH 2	FP-NMG Dist Specific-Replace	380.0	$ -	$ -	$ -	$ -	$ -	$ -	$ -	$ -
4338	627002181	TEMP	LOV - 7-inch Isolated Steel Replacement (Phase II)	FP-NMG Dist Specific-Replace	376.1	$ -	$ -	$ -	$ -	$ -	$ -	$ -	$ -
4339	627002181	TEMP	LOV - 7-inch Isolated Steel Replacement (Phase II)	FP-NMG Dist Specific-Replace	376.2	$ -	$ -	$ -	$ -	$ -	$ -	$ -	$ -
4340	627002181	TEMP	LOV - 7-inch Isolated Steel Replacement (Phase II)	FP-NMG Dist Specific-Replace	376.4	$ -	$ -	$ -	$ -	$ -	$ -	$ -	$ -
4341	627002181	TEMP	LOV - 7-inch Isolated Steel Replacement (Phase II)	FP-NMG Dist Specific-Replace	380.0	$ -	$ -	$ -	$ -	$ -	$ -	$ -	$ -
4342	T624002182	TEMP	Pan American 6" make piggable	FP-NMG Transm Specific-Replace	367.1	$ -	$ -	$ -	$ -	$ -	$ -	$ -	$ -
4343	T624002182	TEMP	Pan American 6" make piggable	FP-NMG Transm Specific-Replace	368.0	$ -	$ -	$ -	$ -	$ -	$ -	$ -	$ -
4344	T624002182	TEMP	Pan American 6" make piggable	FP-NMG Transm Specific-Replace	369.0	$ -	$ -	$ -	$ -	$ -	$ -	$ -	$ -
4345	601002183	TEMP	TECO - SF Enhancements 2024	FP-NMG Intangible	303.3	$ -	$ -	$ -	$ -	$ -	$ -	$ -	$ -
4346	601002184	TEMP	TECO - SF Enhancements 2025	FP-NMG Intangible	303.3	$ -	$ -	$ -	$ -	$ -	$ -	$ -	$ -
4347	601002185	TEMP	TECO - SF Enhancements 2026	FP-NMG Intangible	303.3	$ -	$ -	$ -	$ -	$ -	$ -	$ -	$ -
4348	601002186	TEMP	TECO - SF Enhancements 2027	FP-NMG Intangible	303.3	$ -	$ -	$ -	$ -	$ -	$ -	$ -	$ -
4349	611002187	TEMP	Replace Isolated Main with PE at Village Drive	FP-NMG Dist Specific-Replace	376.1	$ -	$ -	$ -	$ -	$ -	$ -	$ -	$ -
4350	611002187	TEMP	Replace Isolated Main with PE at Village Drive	FP-NMG Dist Specific-Replace	376.2	$ -	$ -	$ -	$ -	$ -	$ -	$ -	$ -
4351	611002187	TEMP	Replace Isolated Main with PE at Village Drive	FP-NMG Dist Specific-Replace	376.4	$ -	$ -	$ -	$ -	$ -	$ -	$ -	$ -
4352	611002187	TEMP	Replace Isolated Main with PE at Village Drive	FP-NMG Dist Specific-Replace	380.0	$ -	$ -	$ -	$ -	$ -	$ -	$ -	$ -
4353	601002188	TEMP	TECO - SAP Enhancements 2024	FP-NMG Intangible	303.3	$ -	$ -	$ -	$ -	$ -	$ -	$ -	$ -
4354	601002189	TEMP	TECO - SAP Enhancements 2025	FP-NMG Intangible	303.3	$ -	$ -	$ -	$ -	$ -	$ -	$ -	$ -
4355	601002190	TEMP	TECO - SAP Enhancements 2026	FP-NMG Intangible	303.3	$ -	$ -	$ -	$ -	$ -	$ -	$ -	$ -
4356	601002191	TEMP	TECO - SAP Enhancements 2027	FP-NMG Intangible	303.3	$ -	$ -	$ -	$ -	$ -	$ -	$ -	$ -
4357	601002192	TEMP	TECO - Benefits EE Experience 2.0	FP-NMG Intangible	303.3	$ -	$ -	$ -	$ -	$ -	$ -	$ -	$ -
4358	601002193	TEMP	TECO - Compensation Job Architecture & Benchmarks 2024	FP-NMG Intangible	303.3	$ -	$ -	$ -	$ -	$ -	$ -	$ -	$ -
4359	601002194	TEMP	TECO - HR Ops EE Experience 2.0	FP-NMG Intangible	303.3	$ -	$ -	$ -	$ -	$ -	$ -	$ -	$ -
4360	T624002195	TEMP	Roswell ML Red Lake to S. of Hagerman Make Piggable	FP-NMG Transm Specific-Replace	367.1	$ -	$ -	$ -	$ -	$ -	$ -	$ -	$ -
4361	T624002195	TEMP	Roswell ML Red Lake to S. of Hagerman Make Piggable	FP-NMG Transm Specific-Replace	368.0	$ -	$ -	$ -	$ -	$ -	$ -	$ -	$ -
4362	T624002195	TEMP	Roswell ML Red Lake to S. of Hagerman Make Piggable	FP-NMG Transm Specific-Replace	369.0	$ -	$ -	$ -	$ -	$ -	$ -	$ -	$ -
4363	T680002196	TEMP	ABQ LP ML - Indian Springs to Star Lake Make Piggable DUPLICATE	FP-NMG Transm Specific-Replace	367.1	$ -	$ -	$ -	$ -	$ -	$ -	$ -	$ -
4364	T680002196	TEMP	ABQ LP ML - Indian Springs to Star Lake Make Piggable DUPLICATE	FP-NMG Transm Specific-Replace	368.0	$ -	$ -	$ -	$ -	$ -	$ -	$ -	$ -
4365	T680002196	TEMP	ABQ LP ML - Indian Springs to Star Lake Make Piggable DUPLICATE	FP-NMG Transm Specific-Replace	369.0	$ -	$ -	$ -	$ -	$ -	$ -	$ -	$ -
4366	T610002197	TEMP	Rebuild Rio Rancho BS #1	FP-NMG Transm Stations-Replace	368.0	$ -	$ -	$ -	$ -	$ -	$ -	$ -	$ -
4367	T610002197	TEMP	Rebuild Rio Rancho BS #1	FP-NMG Transm Stations-Replace	369.0	$ -	$ -	$ -	$ -	$ -	$ -	$ -	$ -
4368	611002198	TEMP	Los Lentes Reinforcement PH 1	FP-NMG Dist Specific-Replace	376.1	$ -	$ -	$ -	$ -	$ -	$ -	$ -	$ -
4369	611002198	TEMP	Los Lentes Reinforcement PH 1	FP-NMG Dist Specific-Replace	376.2	$ -	$ -	$ -	$ -	$ -	$ -	$ -	$ -
4370	611002198	TEMP	Los Lentes Reinforcement PH 1	FP-NMG Dist Specific-Replace	376.4	$ -	$ -	$ -	$ -	$ -	$ -	$ -	$ -
4371	611002198	TEMP	Los Lentes Reinforcement PH 1	FP-NMG Dist Specific-Replace	380.0	$ -	$ -	$ -	$ -	$ -	$ -	$ -	$ -

NEW MEXICO GAS COMPANY, INC.

Plant Gross Activity
Base Period - 12 Months Ending March 31, 2023
Future Test Year - 12 Months Ending September 30, 2025

	A	B	C	D	E	F	G	H	I	J	K	L
3	Investment Number	FP Number	Investment Name	FP Type	FERC Account	4/30/2023	5/31/2023	6/30/2023	7/31/2023	8/31/2023	9/30/2023	10/31/2023
4372	610002199	TEMP	Replace Isolated Main at Granada Court	FP-NMG Dist Specific-Replace	376.1	$ -	$ -	$ -	$ -	$ -	$ -	$ -
4373	610002199	TEMP	Replace Isolated Main at Granada Court	FP-NMG Dist Specific-Replace	376.2	$ -	$ -	$ -	$ -	$ -	$ -	$ -
4374	610002199	TEMP	Replace Isolated Main at Granada Court	FP-NMG Dist Specific-Replace	376.4	$ -	$ -	$ -	$ -	$ -	$ -	$ -
4375	610002199	TEMP	Replace Isolated Main at Granada Court	FP-NMG Dist Specific-Replace	380.0	$ -	$ -	$ -	$ -	$ -	$ -	$ -
4376	T610002200	TEMP	Rebuild Enchanted Hills BS	FP-NMG Transm Stations-Replace	368.0	$ -	$ -	$ -	$ -	$ -	$ -	$ -
4377	T610002200	TEMP	Rebuild Enchanted Hills BS	FP-NMG Transm Stations-Replace	369.0	$ -	$ -	$ -	$ -	$ -	$ -	$ -
4378	T610002201	TEMP	Rebuild Northern and Idalia Border Station ANSI 600	FP-NMG Transm Stations-Replace	368.0	$ -	$ -	$ -	$ -	$ -	$ -	$ -
4379	T610002201	TEMP	Rebuild Northern and Idalia Border Station ANSI 600	FP-NMG Transm Stations-Replace	369.0	$ -	$ -	$ -	$ -	$ -	$ -	$ -
4380	610002202	TEMP	Replace Isolated Main at 56th & Avalon	FP-NMG Dist Specific-Replace	376.1	$ -	$ -	$ -	$ -	$ -	$ -	$ -
4381	610002202	TEMP	Replace Isolated Main at 56th & Avalon	FP-NMG Dist Specific-Replace	376.2	$ -	$ -	$ -	$ -	$ -	$ -	$ -
4382	610002202	TEMP	Replace Isolated Main at 56th & Avalon	FP-NMG Dist Specific-Replace	376.4	$ -	$ -	$ -	$ -	$ -	$ -	$ -
4383	610002202	TEMP	Replace Isolated Main at 56th & Avalon	FP-NMG Dist Specific-Replace	380.0	$ -	$ -	$ -	$ -	$ -	$ -	$ -
4384	610002203	TEMP	Replace Isolated Main at Ferris Ave SW	FP-NMG Dist Specific-Replace	376.1	$ -	$ -	$ -	$ -	$ -	$ -	$ -
4385	610002203	TEMP	Replace Isolated Main at Ferris Ave SW	FP-NMG Dist Specific-Replace	376.2	$ -	$ -	$ -	$ -	$ -	$ -	$ -
4386	610002203	TEMP	Replace Isolated Main at Ferris Ave SW	FP-NMG Dist Specific-Replace	376.4	$ -	$ -	$ -	$ -	$ -	$ -	$ -
4387	610002203	TEMP	Replace Isolated Main at Ferris Ave SW	FP-NMG Dist Specific-Replace	380.0	$ -	$ -	$ -	$ -	$ -	$ -	$ -
4388	T680002204	TEMP	Corto 12 in Make Piggable	FP-NMG Transm Specific-Replace	367.1	$ -	$ -	$ -	$ -	$ -	$ -	$ -
4389	T680002204	TEMP	Corto 12 in Make Piggable	FP-NMG Transm Specific-Replace	368.0	$ -	$ -	$ -	$ -	$ -	$ -	$ -
4390	T680002204	TEMP	Corto 12 in Make Piggable	FP-NMG Transm Specific-Replace	369.0	$ -	$ -	$ -	$ -	$ -	$ -	$ -
4391	610002205	TEMP	Replace Isolated Main at David Ct	FP-NMG Dist Specific-Replace	376.1	$ -	$ -	$ -	$ -	$ -	$ -	$ -
4392	610002205	TEMP	Replace Isolated Main at David Ct	FP-NMG Dist Specific-Replace	376.2	$ -	$ -	$ -	$ -	$ -	$ -	$ -
4393	610002205	TEMP	Replace Isolated Main at David Ct	FP-NMG Dist Specific-Replace	376.4	$ -	$ -	$ -	$ -	$ -	$ -	$ -
4394	610002205	TEMP	Replace Isolated Main at David Ct	FP-NMG Dist Specific-Replace	380.0	$ -	$ -	$ -	$ -	$ -	$ -	$ -
4395	620002206	TEMP	DELETE--Artesia 8 Inch – Red Lake to East Side Pecos Make Piggable	FP-NMG Transm Specific-Replace	367.1	$ -	$ -	$ -	$ -	$ -	$ -	$ -
4396	620002206	TEMP	DELETE--Artesia 8 Inch – Red Lake to East Side Pecos Make Piggable	FP-NMG Transm Specific-Replace	368.0	$ -	$ -	$ -	$ -	$ -	$ -	$ -
4397	620002206	TEMP	DELETE--Artesia 8 Inch – Red Lake to East Side Pecos Make Piggable	FP-NMG Transm Specific-Replace	369.0	$ -	$ -	$ -	$ -	$ -	$ -	$ -
4398	T610002207	TEMP	TO BE DELETED Artesia 8 Inch – Red Lake to East Side Pecos Make Piggable	FP-NMG Transm Specific-Replace	367.1	$ -	$ -	$ -	$ -	$ -	$ -	$ -
4399	T610002207	TEMP	TO BE DELETED Artesia 8 Inch – Red Lake to East Side Pecos Make Piggable	FP-NMG Transm Specific-Replace	368.0	$ -	$ -	$ -	$ -	$ -	$ -	$ -
4400	T610002207	TEMP	TO BE DELETED Artesia 8 Inch – Red Lake to East Side Pecos Make Piggable	FP-NMG Transm Specific-Replace	369.0	$ -	$ -	$ -	$ -	$ -	$ -	$ -
4401	T624002208	TEMP	Artesia 8 Inch – Red Lake to East Side Pecos Make Piggable	FP-NMG Transm Specific-Replace	367.1	$ -	$ -	$ -	$ -	$ -	$ -	$ -
4402	T624002208	TEMP	Artesia 8 Inch – Red Lake to East Side Pecos Make Piggable	FP-NMG Transm Specific-Replace	368.0	$ -	$ -	$ -	$ -	$ -	$ -	$ -
4403	T624002208	TEMP	Artesia 8 Inch – Red Lake to East Side Pecos Make Piggable	FP-NMG Transm Specific-Replace	369.0	$ -	$ -	$ -	$ -	$ -	$ -	$ -
4404	T624002209	TEMP	8in Hobbs By-Pass Make Piggable	FP-NMG Transm Specific-Replace	367.1	$ -	$ -	$ -	$ -	$ -	$ -	$ -
4405	T624002209	TEMP	8in Hobbs By-Pass Make Piggable	FP-NMG Transm Specific-Replace	368.0	$ -	$ -	$ -	$ -	$ -	$ -	$ -
4406	T624002209	TEMP	8in Hobbs By-Pass Make Piggable	FP-NMG Transm Specific-Replace	369.0	$ -	$ -	$ -	$ -	$ -	$ -	$ -
4407	T680002210	TEMP	8in Gallup-Grants ML Mesa take off to Thoreau Make Piggable	FP-NMG Transm Specific-Replace	367.1	$ -	$ -	$ -	$ -	$ -	$ -	$ -
4408	T680002210	TEMP	8in Gallup-Grants ML Mesa take off to Thoreau Make Piggable	FP-NMG Transm Specific-Replace	368.0	$ -	$ -	$ -	$ -	$ -	$ -	$ -
4409	T680002210	TEMP	8in Gallup-Grants ML Mesa take off to Thoreau Make Piggable	FP-NMG Transm Specific-Replace	369.0	$ -	$ -	$ -	$ -	$ -	$ -	$ -
4410	T680002211	TEMP	Gallup ML - Grants to Ambrosia Lake Make Piggable	FP-NMG Transm Specific-Replace	367.1	$ -	$ -	$ -	$ -	$ -	$ -	$ -
4411	T680002211	TEMP	Gallup ML - Grants to Ambrosia Lake Make Piggable	FP-NMG Transm Specific-Replace	368.0	$ -	$ -	$ -	$ -	$ -	$ -	$ -
4412	T680002211	TEMP	Gallup ML - Grants to Ambrosia Lake Make Piggable	FP-NMG Transm Specific-Replace	369.0	$ -	$ -	$ -	$ -	$ -	$ -	$ -
4413	T624002212	TEMP	6in Navajo/Lea County East Refining Make Piggable	FP-NMG Transm Specific-Replace	367.1	$ -	$ -	$ -	$ -	$ -	$ -	$ -
4414	T624002212	TEMP	6in Navajo/Lea County East Refining Make Piggable	FP-NMG Transm Specific-Replace	368.0	$ -	$ -	$ -	$ -	$ -	$ -	$ -
4415	T624002212	TEMP	6in Navajo/Lea County East Refining Make Piggable	FP-NMG Transm Specific-Replace	369.0	$ -	$ -	$ -	$ -	$ -	$ -	$ -
4416	T621002213	TEMP	T or C South Make Piggable	FP-NMG Transm Specific-Replace	367.1	$ -	$ -	$ -	$ -	$ -	$ -	$ -
4417	T621002213	TEMP	T or C South Make Piggable	FP-NMG Transm Specific-Replace	368.0	$ -	$ -	$ -	$ -	$ -	$ -	$ -
4418	T621002213	TEMP	T or C South Make Piggable	FP-NMG Transm Specific-Replace	369.0	$ -	$ -	$ -	$ -	$ -	$ -	$ -
4419	T624002214	TEMP	8in TW Dexter Lateral Make Piggable	FP-NMG Transm Stations-Replace	368.0	$ -	$ -	$ -	$ -	$ -	$ -	$ -
4420	T624002214	TEMP	8in TW Dexter Lateral Make Piggable	FP-NMG Transm Stations-Replace	369.0	$ -	$ -	$ -	$ -	$ -	$ -	$ -
4421	T680002215	TEMP	Brazos-Dulce to Chama	FP-NMG Transm Mains-Replace	367.1	$ -	$ -	$ -	$ -	$ -	$ -	$ -
4422	T610002216	TEMP	12 in San Ysidro Make Piggable	FP-NMG Transm Specific-Replace	367.1	$ -	$ -	$ -	$ -	$ -	$ -	$ -
4423	T610002216	TEMP	12 in San Ysidro Make Piggable	FP-NMG Transm Specific-Replace	368.0	$ -	$ -	$ -	$ -	$ -	$ -	$ -
4424	T610002216	TEMP	12 in San Ysidro Make Piggable	FP-NMG Transm Specific-Replace	369.0	$ -	$ -	$ -	$ -	$ -	$ -	$ -
4425	T680002217	TEMP	6" Brazos-X47 to Dulce make Piggable	FP-NMG Transm Specific-Replace	367.1	$ -	$ -	$ -	$ -	$ -	$ -	$ -
4426	T680002217	TEMP	6" Brazos-X47 to Dulce make Piggable	FP-NMG Transm Specific-Replace	368.0	$ -	$ -	$ -	$ -	$ -	$ -	$ -
4427	T680002217	TEMP	6" Brazos-X47 to Dulce make Piggable	FP-NMG Transm Specific-Replace	369.0	$ -	$ -	$ -	$ -	$ -	$ -	$ -

NEW MEXICO GAS COMPANY, INC.

Plant Gross Activity
Base Period - 12 Months Ending March 31, 2023
Future Test Year - 12 Months Ending September 30, 2025

	A	B	C	D	E	M	N	O	P	Q	R	S	T
3	Investment Number	FP Number	Investment Name	FP Type	FERC Account	11/30/2023	12/31/2023	1/31/2024	2/29/2024	3/31/2024	4/30/2024	5/31/2024	6/30/2024
4372	610002199	TEMP	Replace Isolated Main at Granada Court	FP-NMG Dist Specific-Replace	376.1	$ -	$ -	$ -	$ -	$ -	$ -	$ -	$ -
4373	610002199	TEMP	Replace Isolated Main at Granada Court	FP-NMG Dist Specific-Replace	376.2	$ -	$ -	$ -	$ -	$ -	$ -	$ -	$ -
4374	610002199	TEMP	Replace Isolated Main at Granada Court	FP-NMG Dist Specific-Replace	376.4	$ -	$ -	$ -	$ -	$ -	$ -	$ -	$ -
4375	610002199	TEMP	Replace Isolated Main at Granada Court	FP-NMG Dist Specific-Replace	380.0	$ -	$ -	$ -	$ -	$ -	$ -	$ -	$ -
4376	T610002200	TEMP	Rebuild Enchanted Hills BS	FP-NMG Transm Stations-Replace	368.0	$ -	$ -	$ -	$ -	$ -	$ -	$ -	$ -
4377	T610002200	TEMP	Rebuild Enchanted Hills BS	FP-NMG Transm Stations-Replace	369.0	$ -	$ -	$ -	$ -	$ -	$ -	$ -	$ -
4378	T610002201	TEMP	Rebuild Northern and Idalia Border Station ANSI 600	FP-NMG Transm Stations-Replace	368.0	$ -	$ -	$ -	$ -	$ -	$ -	$ -	$ -
4379	T610002201	TEMP	Rebuild Northern and Idalia Border Station ANSI 600	FP-NMG Transm Stations-Replace	369.0	$ -	$ -	$ -	$ -	$ -	$ -	$ -	$ -
4380	610002202	TEMP	Replace Isolated Main at 56th & Avalon	FP-NMG Dist Specific-Replace	376.1	$ -	$ -	$ -	$ -	$ -	$ -	$ -	$ -
4381	610002202	TEMP	Replace Isolated Main at 56th & Avalon	FP-NMG Dist Specific-Replace	376.2	$ -	$ -	$ -	$ -	$ -	$ -	$ -	$ -
4382	610002202	TEMP	Replace Isolated Main at 56th & Avalon	FP-NMG Dist Specific-Replace	376.4	$ -	$ -	$ -	$ -	$ -	$ -	$ -	$ -
4383	610002202	TEMP	Replace Isolated Main at 56th & Avalon	FP-NMG Dist Specific-Replace	380.0	$ -	$ -	$ -	$ -	$ -	$ -	$ -	$ -
4384	610002203	TEMP	Replace Isolated Main at Ferris Ave SW	FP-NMG Dist Specific-Replace	376.1	$ -	$ -	$ -	$ -	$ -	$ -	$ -	$ -
4385	610002203	TEMP	Replace Isolated Main at Ferris Ave SW	FP-NMG Dist Specific-Replace	376.2	$ -	$ -	$ -	$ -	$ -	$ -	$ -	$ -
4386	610002203	TEMP	Replace Isolated Main at Ferris Ave SW	FP-NMG Dist Specific-Replace	376.4	$ -	$ -	$ -	$ -	$ -	$ -	$ -	$ -
4387	610002203	TEMP	Replace Isolated Main at Ferris Ave SW	FP-NMG Dist Specific-Replace	380.0	$ -	$ -	$ -	$ -	$ -	$ -	$ -	$ -
4388	T680002204	TEMP	Corto 12 in Make Piggable	FP-NMG Transm Specific-Replace	367.1	$ -	$ -	$ -	$ -	$ -	$ -	$ -	$ -
4389	T680002204	TEMP	Corto 12 in Make Piggable	FP-NMG Transm Specific-Replace	368.0	$ -	$ -	$ -	$ -	$ -	$ -	$ -	$ -
4390	T680002204	TEMP	Corto 12 in Make Piggable	FP-NMG Transm Specific-Replace	369.0	$ -	$ -	$ -	$ -	$ -	$ -	$ -	$ -
4391	610002205	TEMP	Replace Isolated Main at David Ct	FP-NMG Dist Specific-Replace	376.1	$ -	$ -	$ -	$ -	$ -	$ -	$ -	$ -
4392	610002205	TEMP	Replace Isolated Main at David Ct	FP-NMG Dist Specific-Replace	376.2	$ -	$ -	$ -	$ -	$ -	$ -	$ -	$ -
4393	610002205	TEMP	Replace Isolated Main at David Ct	FP-NMG Dist Specific-Replace	376.4	$ -	$ -	$ -	$ -	$ -	$ -	$ -	$ -
4394	610002205	TEMP	Replace Isolated Main at David Ct	FP-NMG Dist Specific-Replace	380.0	$ -	$ -	$ -	$ -	$ -	$ -	$ -	$ -
4395	620002206	TEMP	DELETE--Artesia 8 Inch – Red Lake to East Side Pecos Make Piggable	FP-NMG Transm Specific-Replace	367.1	$ -	$ -	$ -	$ -	$ -	$ -	$ -	$ -
4396	620002206	TEMP	DELETE--Artesia 8 Inch – Red Lake to East Side Pecos Make Piggable	FP-NMG Transm Specific-Replace	368.0	$ -	$ -	$ -	$ -	$ -	$ -	$ -	$ -
4397	620002206	TEMP	DELETE--Artesia 8 Inch – Red Lake to East Side Pecos Make Piggable	FP-NMG Transm Specific-Replace	369.0	$ -	$ -	$ -	$ -	$ -	$ -	$ -	$ -
4398	T610002207	TEMP	TO BE DELETED Artesia 8 Inch – Red Lake to East Side Pecos Make Piggable	FP-NMG Transm Specific-Replace	367.1	$ -	$ -	$ -	$ -	$ -	$ -	$ -	$ -
4399	T610002207	TEMP	TO BE DELETED Artesia 8 Inch – Red Lake to East Side Pecos Make Piggable	FP-NMG Transm Specific-Replace	368.0	$ -	$ -	$ -	$ -	$ -	$ -	$ -	$ -
4400	T610002207	TEMP	TO BE DELETED Artesia 8 Inch – Red Lake to East Side Pecos Make Piggable	FP-NMG Transm Specific-Replace	369.0	$ -	$ -	$ -	$ -	$ -	$ -	$ -	$ -
4401	T624002208	TEMP	Artesia 8 Inch – Red Lake to East Side Pecos Make Piggable	FP-NMG Transm Specific-Replace	367.1	$ -	$ -	$ -	$ -	$ -	$ -	$ -	$ -
4402	T624002208	TEMP	Artesia 8 Inch – Red Lake to East Side Pecos Make Piggable	FP-NMG Transm Specific-Replace	368.0	$ -	$ -	$ -	$ -	$ -	$ -	$ -	$ -
4403	T624002208	TEMP	Artesia 8 Inch – Red Lake to East Side Pecos Make Piggable	FP-NMG Transm Specific-Replace	369.0	$ -	$ -	$ -	$ -	$ -	$ -	$ -	$ -
4404	T624002209	TEMP	8in Hobbs By-Pass Make Piggable	FP-NMG Transm Specific-Replace	367.1	$ -	$ -	$ -	$ -	$ -	$ -	$ -	$ -
4405	T624002209	TEMP	8in Hobbs By-Pass Make Piggable	FP-NMG Transm Specific-Replace	368.0	$ -	$ -	$ -	$ -	$ -	$ -	$ -	$ -
4406	T624002209	TEMP	8in Hobbs By-Pass Make Piggable	FP-NMG Transm Specific-Replace	369.0	$ -	$ -	$ -	$ -	$ -	$ -	$ -	$ -
4407	T680002210	TEMP	8in Gallup-Grants ML Mesa take off to Thoreau Make Piggable	FP-NMG Transm Specific-Replace	367.1	$ -	$ -	$ -	$ -	$ -	$ -	$ -	$ -
4408	T680002210	TEMP	8in Gallup-Grants ML Mesa take off to Thoreau Make Piggable	FP-NMG Transm Specific-Replace	368.0	$ -	$ -	$ -	$ -	$ -	$ -	$ -	$ -
4409	T680002210	TEMP	8in Gallup-Grants ML Mesa take off to Thoreau Make Piggable	FP-NMG Transm Specific-Replace	369.0	$ -	$ -	$ -	$ -	$ -	$ -	$ -	$ -
4410	T680002211	TEMP	Gallup ML - Grants to Ambrosia Lake Make Piggable	FP-NMG Transm Specific-Replace	367.1	$ -	$ -	$ -	$ -	$ -	$ -	$ -	$ -
4411	T680002211	TEMP	Gallup ML - Grants to Ambrosia Lake Make Piggable	FP-NMG Transm Specific-Replace	368.0	$ -	$ -	$ -	$ -	$ -	$ -	$ -	$ -
4412	T680002211	TEMP	Gallup ML - Grants to Ambrosia Lake Make Piggable	FP-NMG Transm Specific-Replace	369.0	$ -	$ -	$ -	$ -	$ -	$ -	$ -	$ -
4413	T624002212	TEMP	6in Navajo/Lea County East Refining Make Piggable	FP-NMG Transm Specific-Replace	367.1	$ -	$ -	$ -	$ -	$ -	$ -	$ -	$ -
4414	T624002212	TEMP	6in Navajo/Lea County East Refining Make Piggable	FP-NMG Transm Specific-Replace	368.0	$ -	$ -	$ -	$ -	$ -	$ -	$ -	$ -
4415	T624002212	TEMP	6in Navajo/Lea County East Refining Make Piggable	FP-NMG Transm Specific-Replace	369.0	$ -	$ -	$ -	$ -	$ -	$ -	$ -	$ -
4416	T621002213	TEMP	T or C South Make Piggable	FP-NMG Transm Specific-Replace	367.1	$ -	$ -	$ -	$ -	$ -	$ -	$ -	$ -
4417	T621002213	TEMP	T or C South Make Piggable	FP-NMG Transm Specific-Replace	368.0	$ -	$ -	$ -	$ -	$ -	$ -	$ -	$ -
4418	T621002213	TEMP	T or C South Make Piggable	FP-NMG Transm Specific-Replace	369.0	$ -	$ -	$ -	$ -	$ -	$ -	$ -	$ -
4419	T624002214	TEMP	8in TW Dexter Lateral Make Piggable	FP-NMG Transm Stations-Replace	368.0	$ -	$ -	$ -	$ -	$ -	$ -	$ -	$ -
4420	T624002214	TEMP	8in TW Dexter Lateral Make Piggable	FP-NMG Transm Stations-Replace	369.0	$ -	$ -	$ -	$ -	$ -	$ -	$ -	$ -
4421	T680002215	TEMP	Brazos-Dulce to Chama	FP-NMG Transm Mains-Replace	367.1	$ -	$ -	$ -	$ -	$ -	$ -	$ -	$ -
4422	T610002216	TEMP	12 in San Ysidro Make Piggable	FP-NMG Transm Specific-Replace	367.1	$ -	$ -	$ -	$ -	$ -	$ -	$ -	$ -
4423	T610002216	TEMP	12 in San Ysidro Make Piggable	FP-NMG Transm Specific-Replace	368.0	$ -	$ -	$ -	$ -	$ -	$ -	$ -	$ -
4424	T610002216	TEMP	12 in San Ysidro Make Piggable	FP-NMG Transm Specific-Replace	369.0	$ -	$ -	$ -	$ -	$ -	$ -	$ -	$ -
4425	T680002217	TEMP	6" Brazos-X47 to Dulce make Piggable	FP-NMG Transm Specific-Replace	367.1	$ -	$ -	$ -	$ -	$ -	$ -	$ -	$ -
4426	T680002217	TEMP	6" Brazos-X47 to Dulce make Piggable	FP-NMG Transm Specific-Replace	368.0	$ -	$ -	$ -	$ -	$ -	$ -	$ -	$ -
4427	T680002217	TEMP	6" Brazos-X47 to Dulce make Piggable	FP-NMG Transm Specific-Replace	369.0	$ -	$ -	$ -	$ -	$ -	$ -	$ -	$ -

NEW MEXICO GAS COMPANY, INC.

Plant Gross Activity
Base Period - 12 Months Ending March 31, 2023
Future Test Year - 12 Months Ending September 30, 2025

	A	B	C	D	E	U	V	W	X	Y	Z	AA
3	Investment Number	FP Number	Investment Name	FP Type	FERC Account	7/31/2024	8/31/2024	9/30/2024	10/31/2024	11/30/2024	12/31/2024	1/31/2025
4372	610002199	TEMP	Replace Isolated Main at Granada Court	FP-NMG Dist Specific-Replace	376.1	$ -	$ -	$ -	$ -	$ -	$ -	$ -
4373	610002199	TEMP	Replace Isolated Main at Granada Court	FP-NMG Dist Specific-Replace	376.2	$ -	$ -	$ -	$ -	$ -	$ -	$ -
4374	610002199	TEMP	Replace Isolated Main at Granada Court	FP-NMG Dist Specific-Replace	376.4	$ -	$ -	$ -	$ -	$ -	$ -	$ -
4375	610002199	TEMP	Replace Isolated Main at Granada Court	FP-NMG Dist Specific-Replace	380.0	$ -	$ -	$ -	$ -	$ -	$ -	$ -
4376	T610002200	TEMP	Rebuild Enchanted Hills BS	FP-NMG Transm Stations-Replace	368.0	$ -	$ -	$ -	$ -	$ -	$ -	$ -
4377	T610002200	TEMP	Rebuild Enchanted Hills BS	FP-NMG Transm Stations-Replace	369.0	$ -	$ -	$ -	$ -	$ -	$ -	$ -
4378	T610002201	TEMP	Rebuild Northern and Idalia Border Station ANSI 600	FP-NMG Transm Stations-Replace	368.0	$ -	$ -	$ -	$ -	$ -	$ -	$ -
4379	T610002201	TEMP	Rebuild Northern and Idalia Border Station ANSI 600	FP-NMG Transm Stations-Replace	369.0	$ -	$ -	$ -	$ -	$ -	$ -	$ -
4380	610002202	TEMP	Replace Isolated Main at 56th & Avalon	FP-NMG Dist Specific-Replace	376.1	$ -	$ -	$ -	$ -	$ -	$ -	$ -
4381	610002202	TEMP	Replace Isolated Main at 56th & Avalon	FP-NMG Dist Specific-Replace	376.2	$ -	$ -	$ -	$ -	$ -	$ -	$ -
4382	610002202	TEMP	Replace Isolated Main at 56th & Avalon	FP-NMG Dist Specific-Replace	376.4	$ -	$ -	$ -	$ -	$ -	$ -	$ -
4383	610002202	TEMP	Replace Isolated Main at 56th & Avalon	FP-NMG Dist Specific-Replace	380.0	$ -	$ -	$ -	$ -	$ -	$ -	$ -
4384	610002203	TEMP	Replace Isolated Main at Ferris Ave SW	FP-NMG Dist Specific-Replace	376.1	$ -	$ -	$ -	$ -	$ -	$ -	$ -
4385	610002203	TEMP	Replace Isolated Main at Ferris Ave SW	FP-NMG Dist Specific-Replace	376.2	$ -	$ -	$ -	$ -	$ -	$ -	$ -
4386	610002203	TEMP	Replace Isolated Main at Ferris Ave SW	FP-NMG Dist Specific-Replace	376.4	$ -	$ -	$ -	$ -	$ -	$ -	$ -
4387	610002203	TEMP	Replace Isolated Main at Ferris Ave SW	FP-NMG Dist Specific-Replace	380.0	$ -	$ -	$ -	$ -	$ -	$ -	$ -
4388	T680002204	TEMP	Corto 12 in Make Piggable	FP-NMG Transm Specific-Replace	367.1	$ -	$ -	$ -	$ -	$ -	$ -	$ -
4389	T680002204	TEMP	Corto 12 in Make Piggable	FP-NMG Transm Specific-Replace	368.0	$ -	$ -	$ -	$ -	$ -	$ -	$ -
4390	T680002204	TEMP	Corto 12 in Make Piggable	FP-NMG Transm Specific-Replace	369.0	$ -	$ -	$ -	$ -	$ -	$ -	$ -
4391	610002205	TEMP	Replace Isolated Main at David Ct	FP-NMG Dist Specific-Replace	376.1	$ -	$ -	$ -	$ -	$ -	$ -	$ -
4392	610002205	TEMP	Replace Isolated Main at David Ct	FP-NMG Dist Specific-Replace	376.2	$ -	$ -	$ -	$ -	$ -	$ -	$ -
4393	610002205	TEMP	Replace Isolated Main at David Ct	FP-NMG Dist Specific-Replace	376.4	$ -	$ -	$ -	$ -	$ -	$ -	$ -
4394	610002205	TEMP	Replace Isolated Main at David Ct	FP-NMG Dist Specific-Replace	380.0	$ -	$ -	$ -	$ -	$ -	$ -	$ -
4395	620002206	TEMP	DELETE--Artesia 8 Inch – Red Lake to East Side Pecos Make Piggable	FP-NMG Transm Specific-Replace	367.1	$ -	$ -	$ -	$ -	$ -	$ -	$ -
4396	620002206	TEMP	DELETE--Artesia 8 Inch – Red Lake to East Side Pecos Make Piggable	FP-NMG Transm Specific-Replace	368.0	$ -	$ -	$ -	$ -	$ -	$ -	$ -
4397	620002206	TEMP	DELETE--Artesia 8 Inch – Red Lake to East Side Pecos Make Piggable	FP-NMG Transm Specific-Replace	369.0	$ -	$ -	$ -	$ -	$ -	$ -	$ -
4398	T610002207	TEMP	TO BE DELETED Artesia 8 Inch – Red Lake to East Side Pecos Make Piggable	FP-NMG Transm Specific-Replace	367.1	$ -	$ -	$ -	$ -	$ -	$ -	$ -
4399	T610002207	TEMP	TO BE DELETED Artesia 8 Inch – Red Lake to East Side Pecos Make Piggable	FP-NMG Transm Specific-Replace	368.0	$ -	$ -	$ -	$ -	$ -	$ -	$ -
4400	T610002207	TEMP	TO BE DELETED Artesia 8 Inch – Red Lake to East Side Pecos Make Piggable	FP-NMG Transm Specific-Replace	369.0	$ -	$ -	$ -	$ -	$ -	$ -	$ -
4401	T624002208	TEMP	Artesia 8 Inch – Red Lake to East Side Pecos Make Piggable	FP-NMG Transm Specific-Replace	367.1	$ -	$ -	$ -	$ -	$ -	$ -	$ -
4402	T624002208	TEMP	Artesia 8 Inch – Red Lake to East Side Pecos Make Piggable	FP-NMG Transm Specific-Replace	368.0	$ -	$ -	$ -	$ -	$ -	$ -	$ -
4403	T624002208	TEMP	Artesia 8 Inch – Red Lake to East Side Pecos Make Piggable	FP-NMG Transm Specific-Replace	369.0	$ -	$ -	$ -	$ -	$ -	$ -	$ -
4404	T624002209	TEMP	8in Hobbs By-Pass Make Piggable	FP-NMG Transm Specific-Replace	367.1	$ -	$ -	$ -	$ -	$ -	$ -	$ -
4405	T624002209	TEMP	8in Hobbs By-Pass Make Piggable	FP-NMG Transm Specific-Replace	368.0	$ -	$ -	$ -	$ -	$ -	$ -	$ -
4406	T624002209	TEMP	8in Hobbs By-Pass Make Piggable	FP-NMG Transm Specific-Replace	369.0	$ -	$ -	$ -	$ -	$ -	$ -	$ -
4407	T680002210	TEMP	8in Gallup-Grants ML Mesa take off to Thoreau Make Piggable	FP-NMG Transm Specific-Replace	367.1	$ -	$ -	$ -	$ -	$ -	$ -	$ -
4408	T680002210	TEMP	8in Gallup-Grants ML Mesa take off to Thoreau Make Piggable	FP-NMG Transm Specific-Replace	368.0	$ -	$ -	$ -	$ -	$ -	$ -	$ -
4409	T680002210	TEMP	8in Gallup-Grants ML Mesa take off to Thoreau Make Piggable	FP-NMG Transm Specific-Replace	369.0	$ -	$ -	$ -	$ -	$ -	$ -	$ -
4410	T680002211	TEMP	Gallup ML - Grants to Ambrosia Lake Make Piggable	FP-NMG Transm Specific-Replace	367.1	$ -	$ -	$ -	$ -	$ -	$ -	$ -
4411	T680002211	TEMP	Gallup ML - Grants to Ambrosia Lake Make Piggable	FP-NMG Transm Specific-Replace	368.0	$ -	$ -	$ -	$ -	$ -	$ -	$ -
4412	T680002211	TEMP	Gallup ML - Grants to Ambrosia Lake Make Piggable	FP-NMG Transm Specific-Replace	369.0	$ -	$ -	$ -	$ -	$ -	$ -	$ -
4413	T624002212	TEMP	6in Navajo/Lea County East Refining Make Piggable	FP-NMG Transm Specific-Replace	367.1	$ -	$ -	$ -	$ -	$ -	$ -	$ -
4414	T624002212	TEMP	6in Navajo/Lea County East Refining Make Piggable	FP-NMG Transm Specific-Replace	368.0	$ -	$ -	$ -	$ -	$ -	$ -	$ -
4415	T624002212	TEMP	6in Navajo/Lea County East Refining Make Piggable	FP-NMG Transm Specific-Replace	369.0	$ -	$ -	$ -	$ -	$ -	$ -	$ -
4416	T621002213	TEMP	T or C South Make Piggable	FP-NMG Transm Specific-Replace	367.1	$ -	$ -	$ -	$ -	$ -	$ -	$ -
4417	T621002213	TEMP	T or C South Make Piggable	FP-NMG Transm Specific-Replace	368.0	$ -	$ -	$ -	$ -	$ -	$ -	$ -
4418	T621002213	TEMP	T or C South Make Piggable	FP-NMG Transm Specific-Replace	369.0	$ -	$ -	$ -	$ -	$ -	$ -	$ -
4419	T624002214	TEMP	8in TW Dexter Lateral Make Piggable	FP-NMG Transm Stations-Replace	368.0	$ -	$ -	$ -	$ -	$ -	$ -	$ -
4420	T624002214	TEMP	8in TW Dexter Lateral Make Piggable	FP-NMG Transm Stations-Replace	369.0	$ -	$ -	$ -	$ -	$ -	$ -	$ -
4421	T680002215	TEMP	Brazos-Dulce to Chama	FP-NMG Transm Mains-Replace	367.1	$ -	$ -	$ -	$ -	$ -	$ -	$ -
4422	T610002216	TEMP	12 in San Ysidro Make Piggable	FP-NMG Transm Specific-Replace	367.1	$ -	$ -	$ -	$ -	$ -	$ -	$ -
4423	T610002216	TEMP	12 in San Ysidro Make Piggable	FP-NMG Transm Specific-Replace	368.0	$ -	$ -	$ -	$ -	$ -	$ -	$ -
4424	T610002216	TEMP	12 in San Ysidro Make Piggable	FP-NMG Transm Specific-Replace	369.0	$ -	$ -	$ -	$ -	$ -	$ -	$ -
4425	T680002217	TEMP	6" Brazos-X47 to Dulce make Piggable	FP-NMG Transm Specific-Replace	367.1	$ -	$ -	$ -	$ -	$ -	$ -	$ -
4426	T680002217	TEMP	6" Brazos-X47 to Dulce make Piggable	FP-NMG Transm Specific-Replace	368.0	$ -	$ -	$ -	$ -	$ -	$ -	$ -
4427	T680002217	TEMP	6" Brazos-X47 to Dulce make Piggable	FP-NMG Transm Specific-Replace	369.0	$ -	$ -	$ -	$ -	$ -	$ -	$ -

NEW MEXICO GAS COMPANY, INC.

Plant Gross Activity
Base Period - 12 Months Ending March 31, 2023
Future Test Year - 12 Months Ending September 30, 2025

	A	B	C	D	E	AB	AC	AD	AE	AF	AG	AH	AI
3	Investment Number	FP Number	Investment Name	FP Type	FERC Account	2/28/2025	3/31/2025	4/30/2025	5/31/2025	6/30/2025	7/31/2025	8/31/2025	9/30/2025
4372	610002199	TEMP	Replace Isolated Main at Granada Court	FP-NMG Dist Specific-Replace	376.1	$ -	$ -	$ -	$ -	$ -	$ -	$ -	$ -
4373	610002199	TEMP	Replace Isolated Main at Granada Court	FP-NMG Dist Specific-Replace	376.2	$ -	$ -	$ -	$ -	$ -	$ -	$ -	$ -
4374	610002199	TEMP	Replace Isolated Main at Granada Court	FP-NMG Dist Specific-Replace	376.4	$ -	$ -	$ -	$ -	$ -	$ -	$ -	$ -
4375	610002199	TEMP	Replace Isolated Main at Granada Court	FP-NMG Dist Specific-Replace	380.0	$ -	$ -	$ -	$ -	$ -	$ -	$ -	$ -
4376	T610002200	TEMP	Rebuild Enchanted Hills BS	FP-NMG Transm Stations-Replace	368.0	$ -	$ -	$ -	$ -	$ -	$ -	$ -	$ -
4377	T610002200	TEMP	Rebuild Enchanted Hills BS	FP-NMG Transm Stations-Replace	369.0	$ -	$ -	$ -	$ -	$ -	$ -	$ -	$ -
4378	T610002201	TEMP	Rebuild Northern and Idalia Border Station ANSI 600	FP-NMG Transm Stations-Replace	368.0	$ -	$ -	$ -	$ -	$ -	$ -	$ -	$ -
4379	T610002201	TEMP	Rebuild Northern and Idalia Border Station ANSI 600	FP-NMG Transm Stations-Replace	369.0	$ -	$ -	$ -	$ -	$ -	$ -	$ -	$ -
4380	610002202	TEMP	Replace Isolated Main at 56th & Avalon	FP-NMG Dist Specific-Replace	376.1	$ -	$ -	$ -	$ -	$ -	$ -	$ -	$ -
4381	610002202	TEMP	Replace Isolated Main at 56th & Avalon	FP-NMG Dist Specific-Replace	376.2	$ -	$ -	$ -	$ -	$ -	$ -	$ -	$ -
4382	610002202	TEMP	Replace Isolated Main at 56th & Avalon	FP-NMG Dist Specific-Replace	376.4	$ -	$ -	$ -	$ -	$ -	$ -	$ -	$ -
4383	610002202	TEMP	Replace Isolated Main at 56th & Avalon	FP-NMG Dist Specific-Replace	380.0	$ -	$ -	$ -	$ -	$ -	$ -	$ -	$ -
4384	610002203	TEMP	Replace Isolated Main at Ferris Ave SW	FP-NMG Dist Specific-Replace	376.1	$ -	$ -	$ -	$ -	$ -	$ -	$ -	$ -
4385	610002203	TEMP	Replace Isolated Main at Ferris Ave SW	FP-NMG Dist Specific-Replace	376.2	$ -	$ -	$ -	$ -	$ -	$ -	$ -	$ -
4386	610002203	TEMP	Replace Isolated Main at Ferris Ave SW	FP-NMG Dist Specific-Replace	376.4	$ -	$ -	$ -	$ -	$ -	$ -	$ -	$ -
4387	610002203	TEMP	Replace Isolated Main at Ferris Ave SW	FP-NMG Dist Specific-Replace	380.0	$ -	$ -	$ -	$ -	$ -	$ -	$ -	$ -
4388	T680002204	TEMP	Corto 12 in Make Piggable	FP-NMG Transm Specific-Replace	367.1	$ -	$ -	$ -	$ -	$ -	$ -	$ -	$ -
4389	T680002204	TEMP	Corto 12 in Make Piggable	FP-NMG Transm Specific-Replace	368.0	$ -	$ -	$ -	$ -	$ -	$ -	$ -	$ -
4390	T680002204	TEMP	Corto 12 in Make Piggable	FP-NMG Transm Specific-Replace	369.0	$ -	$ -	$ -	$ -	$ -	$ -	$ -	$ -
4391	610002205	TEMP	Replace Isolated Main at David Ct	FP-NMG Dist Specific-Replace	376.1	$ -	$ -	$ -	$ -	$ -	$ -	$ -	$ -
4392	610002205	TEMP	Replace Isolated Main at David Ct	FP-NMG Dist Specific-Replace	376.2	$ -	$ -	$ -	$ -	$ -	$ -	$ -	$ -
4393	610002205	TEMP	Replace Isolated Main at David Ct	FP-NMG Dist Specific-Replace	376.4	$ -	$ -	$ -	$ -	$ -	$ -	$ -	$ -
4394	610002205	TEMP	Replace Isolated Main at David Ct	FP-NMG Dist Specific-Replace	380.0	$ -	$ -	$ -	$ -	$ -	$ -	$ -	$ -
4395	620002206	TEMP	DELETE--Artesia 8 Inch – Red Lake to East Side Pecos Make Piggable	FP-NMG Transm Specific-Replace	367.1	$ -	$ -	$ -	$ -	$ -	$ -	$ -	$ -
4396	620002206	TEMP	DELETE--Artesia 8 Inch – Red Lake to East Side Pecos Make Piggable	FP-NMG Transm Specific-Replace	368.0	$ -	$ -	$ -	$ -	$ -	$ -	$ -	$ -
4397	620002206	TEMP	DELETE--Artesia 8 Inch – Red Lake to East Side Pecos Make Piggable	FP-NMG Transm Specific-Replace	369.0	$ -	$ -	$ -	$ -	$ -	$ -	$ -	$ -
4398	T610002207	TEMP	TO BE DELETED Artesia 8 Inch – Red Lake to East Side Pecos Make Piggable	FP-NMG Transm Specific-Replace	367.1	$ -	$ -	$ -	$ -	$ -	$ -	$ -	$ -
4399	T610002207	TEMP	TO BE DELETED Artesia 8 Inch – Red Lake to East Side Pecos Make Piggable	FP-NMG Transm Specific-Replace	368.0	$ -	$ -	$ -	$ -	$ -	$ -	$ -	$ -
4400	T610002207	TEMP	TO BE DELETED Artesia 8 Inch – Red Lake to East Side Pecos Make Piggable	FP-NMG Transm Specific-Replace	369.0	$ -	$ -	$ -	$ -	$ -	$ -	$ -	$ -
4401	T624002208	TEMP	Artesia 8 Inch – Red Lake to East Side Pecos Make Piggable	FP-NMG Transm Specific-Replace	367.1	$ -	$ -	$ -	$ -	$ -	$ -	$ -	$ -
4402	T624002208	TEMP	Artesia 8 Inch – Red Lake to East Side Pecos Make Piggable	FP-NMG Transm Specific-Replace	368.0	$ -	$ -	$ -	$ -	$ -	$ -	$ -	$ -
4403	T624002208	TEMP	Artesia 8 Inch – Red Lake to East Side Pecos Make Piggable	FP-NMG Transm Specific-Replace	369.0	$ -	$ -	$ -	$ -	$ -	$ -	$ -	$ -
4404	T624002209	TEMP	8in Hobbs By-Pass Make Piggable	FP-NMG Transm Specific-Replace	367.1	$ -	$ -	$ -	$ -	$ -	$ -	$ -	$ -
4405	T624002209	TEMP	8in Hobbs By-Pass Make Piggable	FP-NMG Transm Specific-Replace	368.0	$ -	$ -	$ -	$ -	$ -	$ -	$ -	$ -
4406	T624002209	TEMP	8in Hobbs By-Pass Make Piggable	FP-NMG Transm Specific-Replace	369.0	$ -	$ -	$ -	$ -	$ -	$ -	$ -	$ -
4407	T680002210	TEMP	8in Gallup-Grants ML Mesa take off to Thoreau Make Piggable	FP-NMG Transm Specific-Replace	367.1	$ -	$ -	$ -	$ -	$ -	$ -	$ -	$ -
4408	T680002210	TEMP	8in Gallup-Grants ML Mesa take off to Thoreau Make Piggable	FP-NMG Transm Specific-Replace	368.0	$ -	$ -	$ -	$ -	$ -	$ -	$ -	$ -
4409	T680002210	TEMP	8in Gallup-Grants ML Mesa take off to Thoreau Make Piggable	FP-NMG Transm Specific-Replace	369.0	$ -	$ -	$ -	$ -	$ -	$ -	$ -	$ -
4410	T680002211	TEMP	Gallup ML - Grants to Ambrosia Lake Make Piggable	FP-NMG Transm Specific-Replace	367.1	$ -	$ -	$ -	$ -	$ -	$ -	$ -	$ -
4411	T680002211	TEMP	Gallup ML - Grants to Ambrosia Lake Make Piggable	FP-NMG Transm Specific-Replace	368.0	$ -	$ -	$ -	$ -	$ -	$ -	$ -	$ -
4412	T680002211	TEMP	Gallup ML - Grants to Ambrosia Lake Make Piggable	FP-NMG Transm Specific-Replace	369.0	$ -	$ -	$ -	$ -	$ -	$ -	$ -	$ -
4413	T624002212	TEMP	6in Navajo/Lea County East Refining Make Piggable	FP-NMG Transm Specific-Replace	367.1	$ -	$ -	$ -	$ -	$ -	$ -	$ -	$ -
4414	T624002212	TEMP	6in Navajo/Lea County East Refining Make Piggable	FP-NMG Transm Specific-Replace	368.0	$ -	$ -	$ -	$ -	$ -	$ -	$ -	$ -
4415	T624002212	TEMP	6in Navajo/Lea County East Refining Make Piggable	FP-NMG Transm Specific-Replace	369.0	$ -	$ -	$ -	$ -	$ -	$ -	$ -	$ -
4416	T621002213	TEMP	T or C South Make Piggable	FP-NMG Transm Specific-Replace	367.1	$ -	$ -	$ -	$ -	$ -	$ -	$ -	$ -
4417	T621002213	TEMP	T or C South Make Piggable	FP-NMG Transm Specific-Replace	368.0	$ -	$ -	$ -	$ -	$ -	$ -	$ -	$ -
4418	T621002213	TEMP	T or C South Make Piggable	FP-NMG Transm Specific-Replace	369.0	$ -	$ -	$ -	$ -	$ -	$ -	$ -	$ -
4419	T624002214	TEMP	8in TW Dexter Lateral Make Piggable	FP-NMG Transm Stations-Replace	368.0	$ -	$ -	$ -	$ -	$ -	$ -	$ -	$ -
4420	T624002214	TEMP	8in TW Dexter Lateral Make Piggable	FP-NMG Transm Stations-Replace	369.0	$ -	$ -	$ -	$ -	$ -	$ -	$ -	$ -
4421	T680002215	TEMP	Brazos-Dulce to Chama	FP-NMG Transm Mains-Replace	367.1	$ -	$ -	$ -	$ -	$ -	$ -	$ -	$ -
4422	T610002216	TEMP	12 in San Ysidro Make Piggable	FP-NMG Transm Specific-Replace	367.1	$ -	$ -	$ -	$ -	$ -	$ -	$ -	$ -
4423	T610002216	TEMP	12 in San Ysidro Make Piggable	FP-NMG Transm Specific-Replace	368.0	$ -	$ -	$ -	$ -	$ -	$ -	$ -	$ -
4424	T610002216	TEMP	12 in San Ysidro Make Piggable	FP-NMG Transm Specific-Replace	369.0	$ -	$ -	$ -	$ -	$ -	$ -	$ -	$ -
4425	T680002217	TEMP	6" Brazos-X47 to Dulce make Piggable	FP-NMG Transm Specific-Replace	367.1	$ -	$ -	$ -	$ -	$ -	$ -	$ -	$ -
4426	T680002217	TEMP	6" Brazos-X47 to Dulce make Piggable	FP-NMG Transm Specific-Replace	368.0	$ -	$ -	$ -	$ -	$ -	$ -	$ -	$ -
4427	T680002217	TEMP	6" Brazos-X47 to Dulce make Piggable	FP-NMG Transm Specific-Replace	369.0	$ -	$ -	$ -	$ -	$ -	$ -	$ -	$ -

NEW MEXICO GAS COMPANY, INC.

Plant Gross Activity
Base Period - 12 Months Ending March 31, 2023
Future Test Year - 12 Months Ending September 30, 2025

	A	B	C	D	E	F	G	H	I	J	K	L
3	Investment Number	FP Number	Investment Name	FP Type	FERC Account	4/30/2023	5/31/2023	6/30/2023	7/31/2023	8/31/2023	9/30/2023	10/31/2023
4428	T660002218	TEMP	4in Royal Trading - Gypsum Plant Make Piggable	FP-NMG Transm Specific-Replace	367.1	$ -	$ -	$ -	$ -	$ -	$ -	$ -
4429	T660002218	TEMP	4in Royal Trading - Gypsum Plant Make Piggable	FP-NMG Transm Specific-Replace	368.0	$ -	$ -	$ -	$ -	$ -	$ -	$ -
4430	T660002218	TEMP	4in Royal Trading - Gypsum Plant Make Piggable	FP-NMG Transm Specific-Replace	369.0	$ -	$ -	$ -	$ -	$ -	$ -	$ -
4431	T624002219	TEMP	Artesia 8 Inch – Red Lake to East Side Pecos Make Piggable	FP-NMG Transm Specific-Replace	367.1	$ -	$ -	$ -	$ -	$ -	$ -	$ -
4432	T624002219	TEMP	Artesia 8 Inch – Red Lake to East Side Pecos Make Piggable	FP-NMG Transm Specific-Replace	368.0	$ -	$ -	$ -	$ -	$ -	$ -	$ -
4433	T624002219	TEMP	Artesia 8 Inch – Red Lake to East Side Pecos Make Piggable	FP-NMG Transm Specific-Replace	369.0	$ -	$ -	$ -	$ -	$ -	$ -	$ -
4434	T680002220	TEMP	DOE ML- Reclamation	FP-NMG Transm Specific-Replace	367.1	$ -	$ -	$ -	$ -	$ -	$ -	$ -
4435	T680002220	TEMP	DOE ML- Reclamation	FP-NMG Transm Specific-Replace	368.0	$ -	$ -	$ -	$ -	$ -	$ -	$ -
4436	T680002220	TEMP	DOE ML- Reclamation	FP-NMG Transm Specific-Replace	369.0	$ -	$ -	$ -	$ -	$ -	$ -	$ -
4437	T601002221	TEMP	RTU Phase 5A	FP-NMG Dist Specific-Replace	376.1	$ -	$ -	$ -	$ -	$ -	$ -	$ -
4438	T601002221	TEMP	RTU Phase 5A	FP-NMG Dist Specific-Replace	376.2	$ -	$ -	$ -	$ -	$ -	$ -	$ -
4439	T601002221	TEMP	RTU Phase 5A	FP-NMG Dist Specific-Replace	376.4	$ -	$ -	$ -	$ -	$ -	$ -	$ -
4440	T601002221	TEMP	RTU Phase 5A	FP-NMG Dist Specific-Replace	380.0	$ -	$ -	$ -	$ -	$ -	$ -	$ -
4441	601002222	TEMP	RTU Phase 6A	FP-NMG Dist Specific-Replace	376.1	$ -	$ -	$ -	$ -	$ -	$ -	$ -
4442	601002222	TEMP	RTU Phase 6A	FP-NMG Dist Specific-Replace	376.2	$ -	$ -	$ -	$ -	$ -	$ -	$ -
4443	601002222	TEMP	RTU Phase 6A	FP-NMG Dist Specific-Replace	376.4	$ -	$ -	$ -	$ -	$ -	$ -	$ -
4444	601002222	TEMP	RTU Phase 6A	FP-NMG Dist Specific-Replace	380.0	$ -	$ -	$ -	$ -	$ -	$ -	$ -
4445	T601002223	TEMP	RTU Phase 7A	FP-NMG Dist Specific-Replace	376.1	$ -	$ -	$ -	$ -	$ -	$ -	$ -
4446	T601002223	TEMP	RTU Phase 7A	FP-NMG Dist Specific-Replace	376.2	$ -	$ -	$ -	$ -	$ -	$ -	$ -
4447	T601002223	TEMP	RTU Phase 7A	FP-NMG Dist Specific-Replace	376.4	$ -	$ -	$ -	$ -	$ -	$ -	$ -
4448	T601002223	TEMP	RTU Phase 7A	FP-NMG Dist Specific-Replace	380.0	$ -	$ -	$ -	$ -	$ -	$ -	$ -
4449	T601002224	TEMP	UFG Phase 6	FP-NMG Transm Stations-Replace	368.0	$ -	$ -	$ -	$ -	$ -	$ -	$ -
4450	T601002224	TEMP	UFG Phase 6	FP-NMG Transm Stations-Replace	369.0	$ -	$ -	$ -	$ -	$ -	$ -	$ -
4451	T601002225	TEMP	UFG Phase 7	FP-NMG Transm Stations-Replace	368.0	$ -	$ -	$ -	$ -	$ -	$ -	$ -
4452	T601002225	TEMP	UFG Phase 7	FP-NMG Transm Stations-Replace	369.0	$ -	$ -	$ -	$ -	$ -	$ -	$ -
4453	T624002226	PRE-10121	Kolb Bio RTU Upgrade 1	FP-NMG Transm Stations-Replace	368.0	$ -	$ 289	$ -	$ -	$ -	$ -	$ -
4454	T624002226	PRE-10121	Kolb Bio RTU Upgrade 1	FP-NMG Transm Stations-Replace	369.0	$ -	$ 1,158	$ -	$ -	$ -	$ -	$ -
4455	T680002227	TEMP	DOE ML Retire Appurtenances from MP 54. 4 to LA West Phase 2	FP-NMG Transm Specific-Replace	367.1	$ -	$ -	$ -	$ -	$ -	$ -	$ -
4456	T680002227	TEMP	DOE ML Retire Appurtenances from MP 54. 4 to LA West Phase 2	FP-NMG Transm Specific-Replace	368.0	$ -	$ -	$ -	$ -	$ -	$ -	$ -
4457	T680002227	TEMP	DOE ML Retire Appurtenances from MP 54. 4 to LA West Phase 2	FP-NMG Transm Specific-Replace	369.0	$ -	$ -	$ -	$ -	$ -	$ -	$ -
4458	T624002228	PRE-10136	Retire Old Duffield Tie-In	FP-NMG Transm Stations-Replace	368.0	$ -	$ 18,066	$ -	$ -	$ -	$ -	$ -
4459	T624002228	PRE-10136	Retire Old Duffield Tie-In	FP-NMG Transm Stations-Replace	369.0	$ -	$ 72,265	$ -	$ -	$ -	$ -	$ -
4460	T601002229	TEMP	Mainline Portable Compressor for Decompression.1	FP-NMG Tools, Shop & Garage Equip	394.0	$ -	$ -	$ -	$ -	$ -	$ -	$ -
4461	T601002230	TEMP	Internal Corrosion at TW Farwell	FP-NMG Transm Specifics-New	367.1	$ -	$ -	$ -	$ -	$ -	$ -	$ -
4462	T601002230	TEMP	Internal Corrosion at TW Farwell	FP-NMG Transm Specifics-New	368.0	$ -	$ -	$ -	$ -	$ -	$ -	$ -
4463	T601002230	TEMP	Internal Corrosion at TW Farwell	FP-NMG Transm Specifics-New	369.0	$ -	$ -	$ -	$ -	$ -	$ -	$ -
4464	T601002231	TEMP	Internal Corrosion at EPNG Farwell	FP-NMG Transm Specifics-New	367.1	$ -	$ -	$ -	$ -	$ -	$ -	$ -
4465	T601002231	TEMP	Internal Corrosion at EPNG Farwell	FP-NMG Transm Specifics-New	368.0	$ -	$ -	$ -	$ -	$ -	$ -	$ -
4466	T601002231	TEMP	Internal Corrosion at EPNG Farwell	FP-NMG Transm Specifics-New	369.0	$ -	$ -	$ -	$ -	$ -	$ -	$ -
4467	T601002232	TEMP	Internal Corrosion at TW Clovis/ Portales ML Take Off	FP-NMG Transm Specifics-New	367.1	$ -	$ -	$ -	$ -	$ -	$ -	$ -
4468	T601002232	TEMP	Internal Corrosion at TW Clovis/ Portales ML Take Off	FP-NMG Transm Specifics-New	368.0	$ -	$ -	$ -	$ -	$ -	$ -	$ -
4469	T601002232	TEMP	Internal Corrosion at TW Clovis/ Portales ML Take Off	FP-NMG Transm Specifics-New	369.0	$ -	$ -	$ -	$ -	$ -	$ -	$ -
4470	T680002233	PRE-10135	Erosion ABQ ML MP 89	FP-NMG Transm Specific-Replace	367.1	$ -	$ -	$ -	$ -	$ -	$ -	$ -
4471	T680002233	PRE-10135	Erosion ABQ ML MP 89	FP-NMG Transm Specific-Replace	368.0	$ -	$ -	$ -	$ -	$ -	$ -	$ -
4472	T680002233	PRE-10135	Erosion ABQ ML MP 89	FP-NMG Transm Specific-Replace	369.0	$ -	$ -	$ -	$ -	$ -	$ -	$ -
4473	601002234	TEMP	RTU Phase 5	FP-NMG Dist Specific-Replace	376.1	$ -	$ -	$ -	$ -	$ -	$ -	$ -
4474	601002234	TEMP	RTU Phase 5	FP-NMG Dist Specific-Replace	376.2	$ -	$ -	$ -	$ -	$ -	$ -	$ -
4475	601002234	TEMP	RTU Phase 5	FP-NMG Dist Specific-Replace	376.4	$ -	$ -	$ -	$ -	$ -	$ -	$ -
4476	601002234	TEMP	RTU Phase 5	FP-NMG Dist Specific-Replace	380.0	$ -	$ -	$ -	$ -	$ -	$ -	$ -
4477	601002235	TEMP	RTU Phase 6	FP-NMG Dist Specific-Replace	376.1	$ -	$ -	$ -	$ -	$ -	$ -	$ -
4478	601002235	TEMP	RTU Phase 6	FP-NMG Dist Specific-Replace	376.2	$ -	$ -	$ -	$ -	$ -	$ -	$ -
4479	601002235	TEMP	RTU Phase 6	FP-NMG Dist Specific-Replace	376.4	$ -	$ -	$ -	$ -	$ -	$ -	$ -
4480	601002235	TEMP	RTU Phase 6	FP-NMG Dist Specific-Replace	380.0	$ -	$ -	$ -	$ -	$ -	$ -	$ -
4481	601002236	TEMP	RTU Phase 7	FP-NMG Dist Specific-Replace	376.1	$ -	$ -	$ -	$ -	$ -	$ -	$ -
4482	601002236	TEMP	RTU Phase 7	FP-NMG Dist Specific-Replace	376.2	$ -	$ -	$ -	$ -	$ -	$ -	$ -
4483	601002236	TEMP	RTU Phase 7	FP-NMG Dist Specific-Replace	376.4	$ -	$ -	$ -	$ -	$ -	$ -	$ -

NEW MEXICO GAS COMPANY, INC.

Plant Gross Activity
Base Period - 12 Months Ending March 31, 2023
Future Test Year - 12 Months Ending September 30, 2025

	A	B	C	D	E	M	N	O	P	Q	R	S	T
3	Investment Number	FP Number	Investment Name	FP Type	FERC Account	11/30/2023	12/31/2023	1/31/2024	2/29/2024	3/31/2024	4/30/2024	5/31/2024	6/30/2024
4428	T660002218	TEMP	4in Royal Trading - Gypsum Plant Make Piggable	FP-NMG Transm Specific-Replace	367.1	$ -	$ -	$ -	$ -	$ -	$ -	$ -	$ -
4429	T660002218	TEMP	4in Royal Trading - Gypsum Plant Make Piggable	FP-NMG Transm Specific-Replace	368.0	$ -	$ -	$ -	$ -	$ -	$ -	$ -	$ -
4430	T660002218	TEMP	4in Royal Trading - Gypsum Plant Make Piggable	FP-NMG Transm Specific-Replace	369.0	$ -	$ -	$ -	$ -	$ -	$ -	$ -	$ -
4431	T624002219	TEMP	Artesia 8 Inch – Red Lake to East Side Pecos Make Piggable	FP-NMG Transm Specific-Replace	367.1	$ -	$ -	$ -	$ -	$ -	$ -	$ -	$ -
4432	T624002219	TEMP	Artesia 8 Inch – Red Lake to East Side Pecos Make Piggable	FP-NMG Transm Specific-Replace	368.0	$ -	$ -	$ -	$ -	$ -	$ -	$ -	$ -
4433	T624002219	TEMP	Artesia 8 Inch – Red Lake to East Side Pecos Make Piggable	FP-NMG Transm Specific-Replace	369.0	$ -	$ -	$ -	$ -	$ -	$ -	$ -	$ -
4434	T680002220	TEMP	DOE ML- Reclamation	FP-NMG Transm Specific-Replace	367.1	$ -	$ -	$ -	$ -	$ -	$ -	$ -	$ -
4435	T680002220	TEMP	DOE ML- Reclamation	FP-NMG Transm Specific-Replace	368.0	$ -	$ -	$ -	$ -	$ -	$ -	$ -	$ -
4436	T680002220	TEMP	DOE ML- Reclamation	FP-NMG Transm Specific-Replace	369.0	$ -	$ -	$ -	$ -	$ -	$ -	$ -	$ -
4437	T601002221	TEMP	RTU Phase 5A	FP-NMG Dist Specific-Replace	376.1	$ -	$ -	$ -	$ -	$ -	$ -	$ -	$ -
4438	T601002221	TEMP	RTU Phase 5A	FP-NMG Dist Specific-Replace	376.2	$ -	$ -	$ -	$ -	$ -	$ -	$ -	$ -
4439	T601002221	TEMP	RTU Phase 5A	FP-NMG Dist Specific-Replace	376.4	$ -	$ -	$ -	$ -	$ -	$ -	$ -	$ -
4440	T601002221	TEMP	RTU Phase 5A	FP-NMG Dist Specific-Replace	380.0	$ -	$ -	$ -	$ -	$ -	$ -	$ -	$ -
4441	601002222	TEMP	RTU Phase 6A	FP-NMG Dist Specific-Replace	376.1	$ -	$ -	$ -	$ -	$ -	$ -	$ -	$ -
4442	601002222	TEMP	RTU Phase 6A	FP-NMG Dist Specific-Replace	376.2	$ -	$ -	$ -	$ -	$ -	$ -	$ -	$ -
4443	601002222	TEMP	RTU Phase 6A	FP-NMG Dist Specific-Replace	376.4	$ -	$ -	$ -	$ -	$ -	$ -	$ -	$ -
4444	601002222	TEMP	RTU Phase 6A	FP-NMG Dist Specific-Replace	380.0	$ -	$ -	$ -	$ -	$ -	$ -	$ -	$ -
4445	T601002223	TEMP	RTU Phase 7A	FP-NMG Dist Specific-Replace	376.1	$ -	$ -	$ -	$ -	$ -	$ -	$ -	$ -
4446	T601002223	TEMP	RTU Phase 7A	FP-NMG Dist Specific-Replace	376.2	$ -	$ -	$ -	$ -	$ -	$ -	$ -	$ -
4447	T601002223	TEMP	RTU Phase 7A	FP-NMG Dist Specific-Replace	376.4	$ -	$ -	$ -	$ -	$ -	$ -	$ -	$ -
4448	T601002223	TEMP	RTU Phase 7A	FP-NMG Dist Specific-Replace	380.0	$ -	$ -	$ -	$ -	$ -	$ -	$ -	$ -
4449	T601002224	TEMP	UFG Phase 6	FP-NMG Transm Stations-Replace	368.0	$ -	$ -	$ -	$ -	$ -	$ -	$ -	$ -
4450	T601002224	TEMP	UFG Phase 6	FP-NMG Transm Stations-Replace	369.0	$ -	$ -	$ -	$ -	$ -	$ -	$ -	$ -
4451	T601002225	TEMP	UFG Phase 7	FP-NMG Transm Stations-Replace	368.0	$ -	$ -	$ -	$ -	$ -	$ -	$ -	$ -
4452	T601002225	TEMP	UFG Phase 7	FP-NMG Transm Stations-Replace	369.0	$ -	$ -	$ -	$ -	$ -	$ -	$ -	$ -
4453	T624002226	PRE-10121	Kolb Bio RTU Upgrade 1	FP-NMG Transm Stations-Replace	368.0	$ -	$ -	$ -	$ -	$ -	$ -	$ -	$ -
4454	T624002226	PRE-10121	Kolb Bio RTU Upgrade 1	FP-NMG Transm Stations-Replace	369.0	$ -	$ -	$ -	$ -	$ -	$ -	$ -	$ -
4455	T680002227	TEMP	DOE ML Retire Appurtenances from MP 54. 4 to LA West Phase 2	FP-NMG Transm Specific-Replace	367.1	$ -	$ -	$ -	$ -	$ -	$ -	$ -	$ -
4456	T680002227	TEMP	DOE ML Retire Appurtenances from MP 54. 4 to LA West Phase 2	FP-NMG Transm Specific-Replace	368.0	$ -	$ -	$ -	$ -	$ -	$ -	$ -	$ -
4457	T680002227	TEMP	DOE ML Retire Appurtenances from MP 54. 4 to LA West Phase 2	FP-NMG Transm Specific-Replace	369.0	$ -	$ -	$ -	$ -	$ -	$ -	$ -	$ -
4458	T624002228	PRE-10136	Retire Old Duffield Tie-In	FP-NMG Transm Stations-Replace	368.0	$ -	$ -	$ -	$ -	$ -	$ -	$ -	$ -
4459	T624002228	PRE-10136	Retire Old Duffield Tie-In	FP-NMG Transm Stations-Replace	369.0	$ -	$ -	$ -	$ -	$ -	$ -	$ -	$ -
4460	T601002229	TEMP	Mainline Portable Compressor for Decompression.1	FP-NMG Tools, Shop & Garage Equip	394.0	$ -	$ -	$ -	$ -	$ -	$ -	$ -	$ -
4461	T601002230	TEMP	Internal Corrosion at TW Farwell	FP-NMG Transm Specifics-New	367.1	$ -	$ -	$ -	$ -	$ -	$ -	$ -	$ -
4462	T601002230	TEMP	Internal Corrosion at TW Farwell	FP-NMG Transm Specifics-New	368.0	$ -	$ -	$ -	$ -	$ -	$ -	$ -	$ -
4463	T601002230	TEMP	Internal Corrosion at TW Farwell	FP-NMG Transm Specifics-New	369.0	$ -	$ -	$ -	$ -	$ -	$ -	$ -	$ -
4464	T601002231	TEMP	Internal Corrosion at EPNG Farwell	FP-NMG Transm Specifics-New	367.1	$ -	$ -	$ -	$ -	$ -	$ -	$ -	$ -
4465	T601002231	TEMP	Internal Corrosion at EPNG Farwell	FP-NMG Transm Specifics-New	368.0	$ -	$ -	$ -	$ -	$ -	$ -	$ -	$ -
4466	T601002231	TEMP	Internal Corrosion at EPNG Farwell	FP-NMG Transm Specifics-New	369.0	$ -	$ -	$ -	$ -	$ -	$ -	$ -	$ -
4467	T601002232	TEMP	Internal Corrosion at TW Clovis/ Portales ML Take Off	FP-NMG Transm Specifics-New	367.1	$ -	$ -	$ -	$ -	$ -	$ -	$ -	$ -
4468	T601002232	TEMP	Internal Corrosion at TW Clovis/ Portales ML Take Off	FP-NMG Transm Specifics-New	368.0	$ -	$ -	$ -	$ -	$ -	$ -	$ -	$ -
4469	T601002232	TEMP	Internal Corrosion at TW Clovis/ Portales ML Take Off	FP-NMG Transm Specifics-New	369.0	$ -	$ -	$ -	$ -	$ -	$ -	$ -	$ -
4470	T680002233	PRE-10135	Erosion ABQ ML MP 89	FP-NMG Transm Specific-Replace	367.1	$ -	$ -	$ -	$ -	$ -	$ -	$ -	$ -
4471	T680002233	PRE-10135	Erosion ABQ ML MP 89	FP-NMG Transm Specific-Replace	368.0	$ -	$ -	$ -	$ -	$ -	$ -	$ -	$ -
4472	T680002233	PRE-10135	Erosion ABQ ML MP 89	FP-NMG Transm Specific-Replace	369.0	$ -	$ -	$ -	$ -	$ -	$ -	$ -	$ -
4473	601002234	TEMP	RTU Phase 5	FP-NMG Dist Specific-Replace	376.1	$ -	$ -	$ -	$ -	$ -	$ -	$ -	$ -
4474	601002234	TEMP	RTU Phase 5	FP-NMG Dist Specific-Replace	376.2	$ -	$ -	$ -	$ -	$ -	$ -	$ -	$ -
4475	601002234	TEMP	RTU Phase 5	FP-NMG Dist Specific-Replace	376.4	$ -	$ -	$ -	$ -	$ -	$ -	$ -	$ -
4476	601002234	TEMP	RTU Phase 5	FP-NMG Dist Specific-Replace	380.0	$ -	$ -	$ -	$ -	$ -	$ -	$ -	$ -
4477	601002235	TEMP	RTU Phase 6	FP-NMG Dist Specific-Replace	376.1	$ -	$ -	$ -	$ -	$ -	$ -	$ -	$ -
4478	601002235	TEMP	RTU Phase 6	FP-NMG Dist Specific-Replace	376.2	$ -	$ -	$ -	$ -	$ -	$ -	$ -	$ -
4479	601002235	TEMP	RTU Phase 6	FP-NMG Dist Specific-Replace	376.4	$ -	$ -	$ -	$ -	$ -	$ -	$ -	$ -
4480	601002235	TEMP	RTU Phase 6	FP-NMG Dist Specific-Replace	380.0	$ -	$ -	$ -	$ -	$ -	$ -	$ -	$ -
4481	601002236	TEMP	RTU Phase 7	FP-NMG Dist Specific-Replace	376.1	$ -	$ -	$ -	$ -	$ -	$ -	$ -	$ -
4482	601002236	TEMP	RTU Phase 7	FP-NMG Dist Specific-Replace	376.2	$ -	$ -	$ -	$ -	$ -	$ -	$ -	$ -
4483	601002236	TEMP	RTU Phase 7	FP-NMG Dist Specific-Replace	376.4	$ -	$ -	$ -	$ -	$ -	$ -	$ -	$ -

NEW MEXICO GAS COMPANY, INC.

Plant Gross Activity
Base Period - 12 Months Ending March 31, 2023
Future Test Year - 12 Months Ending September 30, 2025

	A	B	C	D	E	U	V	W	X	Y	Z	AA
3	Investment Number	FP Number	Investment Name	FP Type	FERC Account	7/31/2024	8/31/2024	9/30/2024	10/31/2024	11/30/2024	12/31/2024	1/31/2025
4428	T660002218	TEMP	4in Royal Trading - Gypsum Plant Make Piggable	FP-NMG Transm Specific-Replace	367.1	$ -	$ -	$ -	$ -	$ -	$ -	$ -
4429	T660002218	TEMP	4in Royal Trading - Gypsum Plant Make Piggable	FP-NMG Transm Specific-Replace	368.0	$ -	$ -	$ -	$ -	$ -	$ -	$ -
4430	T660002218	TEMP	4in Royal Trading - Gypsum Plant Make Piggable	FP-NMG Transm Specific-Replace	369.0	$ -	$ -	$ -	$ -	$ -	$ -	$ -
4431	T624002219	TEMP	Artesia 8 Inch – Red Lake to East Side Pecos Make Piggable	FP-NMG Transm Specific-Replace	367.1	$ -	$ -	$ -	$ -	$ -	$ -	$ -
4432	T624002219	TEMP	Artesia 8 Inch – Red Lake to East Side Pecos Make Piggable	FP-NMG Transm Specific-Replace	368.0	$ -	$ -	$ -	$ -	$ -	$ -	$ -
4433	T624002219	TEMP	Artesia 8 Inch – Red Lake to East Side Pecos Make Piggable	FP-NMG Transm Specific-Replace	369.0	$ -	$ -	$ -	$ -	$ -	$ -	$ -
4434	T680002220	TEMP	DOE ML- Reclamation	FP-NMG Transm Specific-Replace	367.1	$ -	$ -	$ -	$ -	$ -	$ -	$ -
4435	T680002220	TEMP	DOE ML- Reclamation	FP-NMG Transm Specific-Replace	368.0	$ -	$ -	$ -	$ -	$ -	$ -	$ -
4436	T680002220	TEMP	DOE ML- Reclamation	FP-NMG Transm Specific-Replace	369.0	$ -	$ -	$ -	$ -	$ -	$ -	$ -
4437	T601002221	TEMP	RTU Phase 5A	FP-NMG Dist Specific-Replace	376.1	$ -	$ -	$ -	$ -	$ -	$ -	$ -
4438	T601002221	TEMP	RTU Phase 5A	FP-NMG Dist Specific-Replace	376.2	$ -	$ -	$ -	$ -	$ -	$ -	$ -
4439	T601002221	TEMP	RTU Phase 5A	FP-NMG Dist Specific-Replace	376.4	$ -	$ -	$ -	$ -	$ -	$ -	$ -
4440	T601002221	TEMP	RTU Phase 5A	FP-NMG Dist Specific-Replace	380.0	$ -	$ -	$ -	$ -	$ -	$ -	$ -
4441	601002222	TEMP	RTU Phase 6A	FP-NMG Dist Specific-Replace	376.1	$ -	$ -	$ -	$ -	$ -	$ -	$ -
4442	601002222	TEMP	RTU Phase 6A	FP-NMG Dist Specific-Replace	376.2	$ -	$ -	$ -	$ -	$ -	$ -	$ -
4443	601002222	TEMP	RTU Phase 6A	FP-NMG Dist Specific-Replace	376.4	$ -	$ -	$ -	$ -	$ -	$ -	$ -
4444	601002222	TEMP	RTU Phase 6A	FP-NMG Dist Specific-Replace	380.0	$ -	$ -	$ -	$ -	$ -	$ -	$ -
4445	T601002223	TEMP	RTU Phase 7A	FP-NMG Dist Specific-Replace	376.1	$ -	$ -	$ -	$ -	$ -	$ -	$ -
4446	T601002223	TEMP	RTU Phase 7A	FP-NMG Dist Specific-Replace	376.2	$ -	$ -	$ -	$ -	$ -	$ -	$ -
4447	T601002223	TEMP	RTU Phase 7A	FP-NMG Dist Specific-Replace	376.4	$ -	$ -	$ -	$ -	$ -	$ -	$ -
4448	T601002223	TEMP	RTU Phase 7A	FP-NMG Dist Specific-Replace	380.0	$ -	$ -	$ -	$ -	$ -	$ -	$ -
4449	T601002224	TEMP	UFG Phase 6	FP-NMG Transm Stations-Replace	368.0	$ -	$ -	$ -	$ -	$ -	$ -	$ -
4450	T601002224	TEMP	UFG Phase 6	FP-NMG Transm Stations-Replace	369.0	$ -	$ -	$ -	$ -	$ -	$ -	$ -
4451	T601002225	TEMP	UFG Phase 7	FP-NMG Transm Stations-Replace	368.0	$ -	$ -	$ -	$ -	$ -	$ -	$ -
4452	T601002225	TEMP	UFG Phase 7	FP-NMG Transm Stations-Replace	369.0	$ -	$ -	$ -	$ -	$ -	$ -	$ -
4453	T624002226	PRE-10121	Kolb Bio RTU Upgrade 1	FP-NMG Transm Stations-Replace	368.0	$ -	$ -	$ -	$ -	$ -	$ -	$ -
4454	T624002226	PRE-10121	Kolb Bio RTU Upgrade 1	FP-NMG Transm Stations-Replace	369.0	$ -	$ -	$ -	$ -	$ -	$ -	$ -
4455	T680002227	TEMP	DOE ML Retire Appurtenances from MP 54. 4 to LA West Phase 2	FP-NMG Transm Specific-Replace	367.1	$ -	$ -	$ -	$ -	$ -	$ -	$ -
4456	T680002227	TEMP	DOE ML Retire Appurtenances from MP 54. 4 to LA West Phase 2	FP-NMG Transm Specific-Replace	368.0	$ -	$ -	$ -	$ -	$ -	$ -	$ -
4457	T680002227	TEMP	DOE ML Retire Appurtenances from MP 54. 4 to LA West Phase 2	FP-NMG Transm Specific-Replace	369.0	$ -	$ -	$ -	$ -	$ -	$ -	$ -
4458	T624002228	PRE-10136	Retire Old Duffield Tie-In	FP-NMG Transm Stations-Replace	368.0	$ -	$ -	$ -	$ -	$ -	$ -	$ -
4459	T624002228	PRE-10136	Retire Old Duffield Tie-In	FP-NMG Transm Stations-Replace	369.0	$ -	$ -	$ -	$ -	$ -	$ -	$ -
4460	T601002229	TEMP	Mainline Portable Compressor for Decompression.1	FP-NMG Tools, Shop & Garage Equip	394.0	$ -	$ -	$ -	$ -	$ -	$ -	$ -
4461	T601002230	TEMP	Internal Corrosion at TW Farwell	FP-NMG Transm Specifics-New	367.1	$ -	$ -	$ -	$ -	$ -	$ -	$ -
4462	T601002230	TEMP	Internal Corrosion at TW Farwell	FP-NMG Transm Specifics-New	368.0	$ -	$ -	$ -	$ -	$ -	$ -	$ -
4463	T601002230	TEMP	Internal Corrosion at TW Farwell	FP-NMG Transm Specifics-New	369.0	$ -	$ -	$ -	$ -	$ -	$ -	$ -
4464	T601002231	TEMP	Internal Corrosion at EPNG Farwell	FP-NMG Transm Specifics-New	367.1	$ -	$ -	$ -	$ -	$ -	$ -	$ -
4465	T601002231	TEMP	Internal Corrosion at EPNG Farwell	FP-NMG Transm Specifics-New	368.0	$ -	$ -	$ -	$ -	$ -	$ -	$ -
4466	T601002231	TEMP	Internal Corrosion at EPNG Farwell	FP-NMG Transm Specifics-New	369.0	$ -	$ -	$ -	$ -	$ -	$ -	$ -
4467	T601002232	TEMP	Internal Corrosion at TW Clovis/ Portales ML Take Off	FP-NMG Transm Specifics-New	367.1	$ -	$ -	$ -	$ -	$ -	$ -	$ -
4468	T601002232	TEMP	Internal Corrosion at TW Clovis/ Portales ML Take Off	FP-NMG Transm Specifics-New	368.0	$ -	$ -	$ -	$ -	$ -	$ -	$ -
4469	T601002232	TEMP	Internal Corrosion at TW Clovis/ Portales ML Take Off	FP-NMG Transm Specifics-New	369.0	$ -	$ -	$ -	$ -	$ -	$ -	$ -
4470	T680002233	PRE-10135	Erosion ABQ ML MP 89	FP-NMG Transm Specific-Replace	367.1	$ -	$ -	$ -	$ -	$ -	$ -	$ -
4471	T680002233	PRE-10135	Erosion ABQ ML MP 89	FP-NMG Transm Specific-Replace	368.0	$ -	$ -	$ -	$ -	$ -	$ -	$ -
4472	T680002233	PRE-10135	Erosion ABQ ML MP 89	FP-NMG Transm Specific-Replace	369.0	$ -	$ -	$ -	$ -	$ -	$ -	$ -
4473	601002234	TEMP	RTU Phase 5	FP-NMG Dist Specific-Replace	376.1	$ -	$ -	$ -	$ -	$ -	$ -	$ -
4474	601002234	TEMP	RTU Phase 5	FP-NMG Dist Specific-Replace	376.2	$ -	$ -	$ -	$ -	$ -	$ -	$ -
4475	601002234	TEMP	RTU Phase 5	FP-NMG Dist Specific-Replace	376.4	$ -	$ -	$ -	$ -	$ -	$ -	$ -
4476	601002234	TEMP	RTU Phase 5	FP-NMG Dist Specific-Replace	380.0	$ -	$ -	$ -	$ -	$ -	$ -	$ -
4477	601002235	TEMP	RTU Phase 6	FP-NMG Dist Specific-Replace	376.1	$ -	$ -	$ -	$ -	$ -	$ -	$ -
4478	601002235	TEMP	RTU Phase 6	FP-NMG Dist Specific-Replace	376.2	$ -	$ -	$ -	$ -	$ -	$ -	$ -
4479	601002235	TEMP	RTU Phase 6	FP-NMG Dist Specific-Replace	376.4	$ -	$ -	$ -	$ -	$ -	$ -	$ -
4480	601002235	TEMP	RTU Phase 6	FP-NMG Dist Specific-Replace	380.0	$ -	$ -	$ -	$ -	$ -	$ -	$ -
4481	601002236	TEMP	RTU Phase 7	FP-NMG Dist Specific-Replace	376.1	$ -	$ -	$ -	$ -	$ -	$ -	$ -
4482	601002236	TEMP	RTU Phase 7	FP-NMG Dist Specific-Replace	376.2	$ -	$ -	$ -	$ -	$ -	$ -	$ -
4483	601002236	TEMP	RTU Phase 7	FP-NMG Dist Specific-Replace	376.4	$ -	$ -	$ -	$ -	$ -	$ -	$ -

NEW MEXICO GAS COMPANY, INC.

Plant Gross Activity
Base Period - 12 Months Ending March 31, 2023
Future Test Year - 12 Months Ending September 30, 2025

	A	B	C	D	E	AB	AC	AD	AE	AF	AG	AH	AI
3	Investment Number	FP Number	Investment Name	FP Type	FERC Account	2/28/2025	3/31/2025	4/30/2025	5/31/2025	6/30/2025	7/31/2025	8/31/2025	9/30/2025
4428	T660002218	TEMP	4in Royal Trading - Gypsum Plant Make Piggable	FP-NMG Transm Specific-Replace	367.1	$ -	$ -	$ -	$ -	$ -	$ -	$ -	$ -
4429	T660002218	TEMP	4in Royal Trading - Gypsum Plant Make Piggable	FP-NMG Transm Specific-Replace	368.0	$ -	$ -	$ -	$ -	$ -	$ -	$ -	$ -
4430	T660002218	TEMP	4in Royal Trading - Gypsum Plant Make Piggable	FP-NMG Transm Specific-Replace	369.0	$ -	$ -	$ -	$ -	$ -	$ -	$ -	$ -
4431	T624002219	TEMP	Artesia 8 Inch – Red Lake to East Side Pecos Make Piggable	FP-NMG Transm Specific-Replace	367.1	$ -	$ -	$ -	$ -	$ -	$ -	$ -	$ -
4432	T624002219	TEMP	Artesia 8 Inch – Red Lake to East Side Pecos Make Piggable	FP-NMG Transm Specific-Replace	368.0	$ -	$ -	$ -	$ -	$ -	$ -	$ -	$ -
4433	T624002219	TEMP	Artesia 8 Inch – Red Lake to East Side Pecos Make Piggable	FP-NMG Transm Specific-Replace	369.0	$ -	$ -	$ -	$ -	$ -	$ -	$ -	$ -
4434	T680002220	TEMP	DOE ML- Reclamation	FP-NMG Transm Specific-Replace	367.1	$ -	$ -	$ -	$ -	$ -	$ -	$ -	$ -
4435	T680002220	TEMP	DOE ML- Reclamation	FP-NMG Transm Specific-Replace	368.0	$ -	$ -	$ -	$ -	$ -	$ -	$ -	$ -
4436	T680002220	TEMP	DOE ML- Reclamation	FP-NMG Transm Specific-Replace	369.0	$ -	$ -	$ -	$ -	$ -	$ -	$ -	$ -
4437	T601002221	TEMP	RTU Phase 5A	FP-NMG Dist Specific-Replace	376.1	$ -	$ -	$ -	$ -	$ -	$ -	$ -	$ -
4438	T601002221	TEMP	RTU Phase 5A	FP-NMG Dist Specific-Replace	376.2	$ -	$ -	$ -	$ -	$ -	$ -	$ -	$ -
4439	T601002221	TEMP	RTU Phase 5A	FP-NMG Dist Specific-Replace	376.4	$ -	$ -	$ -	$ -	$ -	$ -	$ -	$ -
4440	T601002221	TEMP	RTU Phase 5A	FP-NMG Dist Specific-Replace	380.0	$ -	$ -	$ -	$ -	$ -	$ -	$ -	$ -
4441	601002222	TEMP	RTU Phase 6A	FP-NMG Dist Specific-Replace	376.1	$ -	$ -	$ -	$ -	$ -	$ -	$ -	$ -
4442	601002222	TEMP	RTU Phase 6A	FP-NMG Dist Specific-Replace	376.2	$ -	$ -	$ -	$ -	$ -	$ -	$ -	$ -
4443	601002222	TEMP	RTU Phase 6A	FP-NMG Dist Specific-Replace	376.4	$ -	$ -	$ -	$ -	$ -	$ -	$ -	$ -
4444	601002222	TEMP	RTU Phase 6A	FP-NMG Dist Specific-Replace	380.0	$ -	$ -	$ -	$ -	$ -	$ -	$ -	$ -
4445	T601002223	TEMP	RTU Phase 7A	FP-NMG Dist Specific-Replace	376.1	$ -	$ -	$ -	$ -	$ -	$ -	$ -	$ -
4446	T601002223	TEMP	RTU Phase 7A	FP-NMG Dist Specific-Replace	376.2	$ -	$ -	$ -	$ -	$ -	$ -	$ -	$ -
4447	T601002223	TEMP	RTU Phase 7A	FP-NMG Dist Specific-Replace	376.4	$ -	$ -	$ -	$ -	$ -	$ -	$ -	$ -
4448	T601002223	TEMP	RTU Phase 7A	FP-NMG Dist Specific-Replace	380.0	$ -	$ -	$ -	$ -	$ -	$ -	$ -	$ -
4449	T601002224	TEMP	UFG Phase 6	FP-NMG Transm Stations-Replace	368.0	$ -	$ -	$ -	$ -	$ -	$ -	$ -	$ -
4450	T601002224	TEMP	UFG Phase 6	FP-NMG Transm Stations-Replace	369.0	$ -	$ -	$ -	$ -	$ -	$ -	$ -	$ -
4451	T601002225	TEMP	UFG Phase 7	FP-NMG Transm Stations-Replace	368.0	$ -	$ -	$ -	$ -	$ -	$ -	$ -	$ -
4452	T601002225	TEMP	UFG Phase 7	FP-NMG Transm Stations-Replace	369.0	$ -	$ -	$ -	$ -	$ -	$ -	$ -	$ -
4453	T624002226	PRE-10121	Kolb Bio RTU Upgrade 1	FP-NMG Transm Stations-Replace	368.0	$ -	$ -	$ -	$ -	$ -	$ -	$ -	$ -
4454	T624002226	PRE-10121	Kolb Bio RTU Upgrade 1	FP-NMG Transm Stations-Replace	369.0	$ -	$ -	$ -	$ -	$ -	$ -	$ -	$ -
4455	T680002227	TEMP	DOE ML Retire Appurtenances from MP 54. 4 to LA West Phase 2	FP-NMG Transm Specific-Replace	367.1	$ -	$ -	$ -	$ -	$ -	$ -	$ -	$ -
4456	T680002227	TEMP	DOE ML Retire Appurtenances from MP 54. 4 to LA West Phase 2	FP-NMG Transm Specific-Replace	368.0	$ -	$ -	$ -	$ -	$ -	$ -	$ -	$ -
4457	T680002227	TEMP	DOE ML Retire Appurtenances from MP 54. 4 to LA West Phase 2	FP-NMG Transm Specific-Replace	369.0	$ -	$ -	$ -	$ -	$ -	$ -	$ -	$ -
4458	T624002228	PRE-10136	Retire Old Duffield Tie-In	FP-NMG Transm Stations-Replace	368.0	$ -	$ -	$ -	$ -	$ -	$ -	$ -	$ -
4459	T624002228	PRE-10136	Retire Old Duffield Tie-In	FP-NMG Transm Stations-Replace	369.0	$ -	$ -	$ -	$ -	$ -	$ -	$ -	$ -
4460	T601002229	TEMP	Mainline Portable Compressor for Decompression.1	FP-NMG Tools, Shop & Garage Equip	394.0	$ -	$ -	$ -	$ -	$ -	$ -	$ -	$ -
4461	T601002230	TEMP	Internal Corrosion at TW Farwell	FP-NMG Transm Specifics-New	367.1	$ -	$ -	$ -	$ -	$ -	$ -	$ -	$ -
4462	T601002230	TEMP	Internal Corrosion at TW Farwell	FP-NMG Transm Specifics-New	368.0	$ -	$ -	$ -	$ -	$ -	$ -	$ -	$ -
4463	T601002230	TEMP	Internal Corrosion at TW Farwell	FP-NMG Transm Specifics-New	369.0	$ -	$ -	$ -	$ -	$ -	$ -	$ -	$ -
4464	T601002231	TEMP	Internal Corrosion at EPNG Farwell	FP-NMG Transm Specifics-New	367.1	$ -	$ -	$ -	$ -	$ -	$ -	$ -	$ -
4465	T601002231	TEMP	Internal Corrosion at EPNG Farwell	FP-NMG Transm Specifics-New	368.0	$ -	$ -	$ -	$ -	$ -	$ -	$ -	$ -
4466	T601002231	TEMP	Internal Corrosion at EPNG Farwell	FP-NMG Transm Specifics-New	369.0	$ -	$ -	$ -	$ -	$ -	$ -	$ -	$ -
4467	T601002232	TEMP	Internal Corrosion at TW Clovis/ Portales ML Take Off	FP-NMG Transm Specifics-New	367.1	$ -	$ -	$ -	$ -	$ -	$ -	$ -	$ -
4468	T601002232	TEMP	Internal Corrosion at TW Clovis/ Portales ML Take Off	FP-NMG Transm Specifics-New	368.0	$ -	$ -	$ -	$ -	$ -	$ -	$ -	$ -
4469	T601002232	TEMP	Internal Corrosion at TW Clovis/ Portales ML Take Off	FP-NMG Transm Specifics-New	369.0	$ -	$ -	$ -	$ -	$ -	$ -	$ -	$ -
4470	T680002233	PRE-10135	Erosion ABQ ML MP 89	FP-NMG Transm Specific-Replace	367.1	$ -	$ -	$ -	$ -	$ -	$ -	$ -	$ -
4471	T680002233	PRE-10135	Erosion ABQ ML MP 89	FP-NMG Transm Specific-Replace	368.0	$ -	$ -	$ -	$ -	$ -	$ -	$ -	$ -
4472	T680002233	PRE-10135	Erosion ABQ ML MP 89	FP-NMG Transm Specific-Replace	369.0	$ -	$ -	$ -	$ -	$ -	$ -	$ -	$ -
4473	601002234	TEMP	RTU Phase 5	FP-NMG Dist Specific-Replace	376.1	$ -	$ -	$ -	$ -	$ -	$ -	$ -	$ -
4474	601002234	TEMP	RTU Phase 5	FP-NMG Dist Specific-Replace	376.2	$ -	$ -	$ -	$ -	$ -	$ -	$ -	$ -
4475	601002234	TEMP	RTU Phase 5	FP-NMG Dist Specific-Replace	376.4	$ -	$ -	$ -	$ -	$ -	$ -	$ -	$ -
4476	601002234	TEMP	RTU Phase 5	FP-NMG Dist Specific-Replace	380.0	$ -	$ -	$ -	$ -	$ -	$ -	$ -	$ -
4477	601002235	TEMP	RTU Phase 6	FP-NMG Dist Specific-Replace	376.1	$ -	$ -	$ -	$ -	$ -	$ -	$ -	$ -
4478	601002235	TEMP	RTU Phase 6	FP-NMG Dist Specific-Replace	376.2	$ -	$ -	$ -	$ -	$ -	$ -	$ -	$ -
4479	601002235	TEMP	RTU Phase 6	FP-NMG Dist Specific-Replace	376.4	$ -	$ -	$ -	$ -	$ -	$ -	$ -	$ -
4480	601002235	TEMP	RTU Phase 6	FP-NMG Dist Specific-Replace	380.0	$ -	$ -	$ -	$ -	$ -	$ -	$ -	$ -
4481	601002236	TEMP	RTU Phase 7	FP-NMG Dist Specific-Replace	376.1	$ -	$ -	$ -	$ -	$ -	$ -	$ -	$ -
4482	601002236	TEMP	RTU Phase 7	FP-NMG Dist Specific-Replace	376.2	$ -	$ -	$ -	$ -	$ -	$ -	$ -	$ -
4483	601002236	TEMP	RTU Phase 7	FP-NMG Dist Specific-Replace	376.4	$ -	$ -	$ -	$ -	$ -	$ -	$ -	$ -

NEW MEXICO GAS COMPANY, INC.

Plant Gross Activity
Base Period - 12 Months Ending March 31, 2023
Future Test Year - 12 Months Ending September 30, 2025

	A	B	C	D	E	F	G	H	I	J	K	L
3	Investment Number	FP Number	Investment Name	FP Type	FERC Account	4/30/2023	5/31/2023	6/30/2023	7/31/2023	8/31/2023	9/30/2023	10/31/2023
4484	601002236	TEMP	RTU Phase 7	FP-NMG Dist Specific-Replace	380.0	$ -	$ -	$ -	$ -	$ -	$ -	$ -
4485	622002237	NEW-15714	Rancho Santa Teresa Subdivision - Unit 1	FP-NMG Dist Specifics-New	376.1	$ -	$ -	$ 181,165	$ -	$ -	$ -	$ -
4486	622002237	NEW-15714	Rancho Santa Teresa Subdivision - Unit 1	FP-NMG Dist Specifics-New	376.2	$ -	$ -	$ 140,906	$ -	$ -	$ -	$ -
4487	622002237	NEW-15714	Rancho Santa Teresa Subdivision - Unit 1	FP-NMG Dist Specifics-New	376.4	$ -	$ -	$ 80,518	$ -	$ -	$ -	$ -
4488	T624002238	PRE-10138	EPNG Lusk Flexim Meter Replacement	FP-NMG Transm Stations-Replace	368.0	$ -	$ -	$ -	$ -	$ -	$ -	$ -
4489	T624002238	PRE-10138	EPNG Lusk Flexim Meter Replacement	FP-NMG Transm Stations-Replace	369.0	$ -	$ -	$ -	$ -	$ -	$ -	$ -
4490	633002239	NEW-15709	Ft. Sill Apache Reservation	FP-NMG Dist Specifics-New	376.1	$ -	$ -	$ -	$ -	$ -	$ -	$ -
4491	633002239	NEW-15709	Ft. Sill Apache Reservation	FP-NMG Dist Specifics-New	376.2	$ -	$ -	$ -	$ -	$ -	$ -	$ -
4492	633002239	NEW-15709	Ft. Sill Apache Reservation	FP-NMG Dist Specifics-New	376.4	$ -	$ -	$ -	$ -	$ -	$ -	$ -
4493	T680002240	PRE-10143	X41 Interconnect Station RTU Replacement	FP-NMG Transm Stations-Replace	368.0	$ -	$ -	$ -	$ -	$ -	$ -	$ -
4494	T680002240	PRE-10143	X41 Interconnect Station RTU Replacement	FP-NMG Transm Stations-Replace	369.0	$ -	$ -	$ -	$ -	$ -	$ -	$ -
4495	T601002241	PRE-10145	2022 ILI Validation Digs	FP-NMG Transm Specific-Replace	367.1	$ -	$ -	$ -	$ -	$ -	$ -	$ -
4496	T601002241	PRE-10145	2022 ILI Validation Digs	FP-NMG Transm Specific-Replace	368.0	$ -	$ -	$ -	$ -	$ -	$ -	$ -
4497	T601002241	PRE-10145	2022 ILI Validation Digs	FP-NMG Transm Specific-Replace	369.0	$ -	$ -	$ -	$ -	$ -	$ -	$ -
4498	T610002242	TEMP	Replace Inlet valve at Sewer Plan Reg Station	FP-NMG Transm Stations-Replace	368.0	$ -	$ -	$ -	$ -	$ -	$ -	$ -
4499	T610002242	TEMP	Replace Inlet valve at Sewer Plan Reg Station	FP-NMG Transm Stations-Replace	369.0	$ -	$ -	$ -	$ -	$ -	$ -	$ -
4500	601002243	TEMP	TECO - Threat Intelligence Platform	FP-NMG Intangible	303.3	$ -	$ -	$ -	$ -	$ -	$ -	$ -
4501	601002244	TEMP	TECO - User Provisioning Automation 2023	FP-NMG Intangible	303.3	$ -	$ -	$ -	$ -	$ -	$ -	$ -
4502	601002245	TEMP	TECO - Packet Capture Detection 2023	FP-NMG Intangible	303.3	$ -	$ -	$ -	$ -	$ -	$ 8,652	$ -
4503	601002246	TEMP	TECO - Network Topology/Mapping 2023	FP-NMG Intangible	303.3	$ -	$ -	$ -	$ -	$ -	$ -	$ 25,869
4504	601002247	TEMP	TECO - Service Desk Automation 2023	FP-NMG Intangible	303.3	$ -	$ -	$ -	$ 17,313	$ -	$ -	$ -
4505	601002248	TEMP	TECO - ServiceNow Enhancements 2023	FP-NMG Intangible	303.3	$ -	$ -	$ -	$ -	$ -	$ -	$ -
4506	601002249	TEMP	TECO - SAP Business Process Design 2023	FP-NMG Intangible	303.3	$ -	$ -	$ -	$ -	$ -	$ -	$ -
4507	601002250	TEMP	TECO - SAP Support Pack Implementation 2023	FP-NMG Intangible	303.3	$ -	$ -	$ -	$ -	$ -	$ 51,916	$ -
4508	601002251	TEMP	TECO - Patch Management Enh/Repl 2023	FP-NMG Intangible	303.3	$ -	$ -	$ -	$ -	$ 48,021	$ -	$ -
4509	T610002252	PRE-10144	Bowlins Station (# 1631) - Pressure Test & Material Verification	FP-NMG Transm Stations-Replace	368.0	$ -	$ -	$ -	$ -	$ -	$ -	$ -
4510	T610002252	PRE-10144	Bowlins Station (# 1631) - Pressure Test & Material Verification	FP-NMG Transm Stations-Replace	369.0	$ -	$ -	$ -	$ -	$ -	$ -	$ -
4511	601002253	TEMP	Wyoming IT Room CRAC Units Replacement	FP-NMG Office Furn & Equip	391.2	$ -	$ -	$ -	$ -	$ -	$ -	$ -
4512	601002253	TEMP	Wyoming IT Room CRAC Units Replacement	FP-NMG Office Furn & Equip	397.0	$ -	$ -	$ -	$ -	$ -	$ -	$ -
4513	601002253	TEMP	Wyoming IT Room CRAC Units Replacement	FP-NMG Office Furn & Equip	398.0	$ -	$ -	$ -	$ -	$ -	$ -	$ -
4514	T626002254	TEMP	IC Vanguard Renewables - NWTS Clovis	FP-NMG Transm Stations-New	369.0	$ -	$ -	$ -	$ -	$ -	$ -	$ -
4515	T624002255	TEMP	HydroTest - Amax	FP-NMG Transm Mains-Replace	367.1	$ -	$ -	$ -	$ -	$ -	$ -	$ -
4516	684002256	NEW-15727	NW Gallup - McKinley County Industrial Park MLX	FP-NMG Dist Specifics-New	376.1	$ -	$ -	$ -	$ -	$ -	$ -	$ -
4517	684002256	NEW-15727	NW Gallup - McKinley County Industrial Park MLX	FP-NMG Dist Specifics-New	376.2	$ -	$ -	$ -	$ -	$ -	$ -	$ -
4518	684002256	NEW-15727	NW Gallup - McKinley County Industrial Park MLX	FP-NMG Dist Specifics-New	376.4	$ -	$ -	$ -	$ -	$ -	$ -	$ -
4519	601002257	NCP-16648	Netbackup Media Server Replacement	FP-NMG Office Furn & Equip	391.2	$ 182,844	$ -	$ -	$ -	$ -	$ -	$ -
4520	601002257	NCP-16648	Netbackup Media Server Replacement	FP-NMG Office Furn & Equip	397.0	$ 6,857	$ -	$ -	$ -	$ -	$ -	$ -
4521	601002257	NCP-16648	Netbackup Media Server Replacement	FP-NMG Office Furn & Equip	398.0	$ 38,854	$ -	$ -	$ -	$ -	$ -	$ -
4522	601002258	NCP-16646	Asset Suite 9.6.3 Upgrade	FP-NMG Intangible	303.3	$ -	$ -	$ 52,467	$ -	$ -	$ -	$ -
4523	T680002259	PRE-10148	TW HUB RTU Replacement	FP-NMG Transm Stations-Replace	368.0	$ -	$ -	$ -	$ -	$ -	$ -	$ -
4524	T680002259	PRE-10148	TW HUB RTU Replacement	FP-NMG Transm Stations-Replace	369.0	$ -	$ -	$ -	$ -	$ -	$ -	$ -
4525	601002260	NCP-16647	SCAL-N 360 Software Renewal	FP-NMG Intangible	303.3	$ -	$ -	$ -	$ -	$ -	$ -	$ -
4526	T610002261	TEMP	Erosion Mitigation Santa Fe ML 16" MP 1.31 Bore	FP-NMG Transm Specific-Replace	367.1	$ -	$ -	$ -	$ -	$ -	$ -	$ -
4527	T610002261	TEMP	Erosion Mitigation Santa Fe ML 16" MP 1.31 Bore	FP-NMG Transm Specific-Replace	368.0	$ -	$ -	$ -	$ -	$ -	$ -	$ -
4528	T610002261	TEMP	Erosion Mitigation Santa Fe ML 16" MP 1.31 Bore	FP-NMG Transm Specific-Replace	369.0	$ -	$ -	$ -	$ -	$ -	$ -	$ -
4529	T610002262	TEMP	Erosion Mitigation San Ysidro 12" ML MP 4.1 Bore	FP-NMG Transm Specific-Replace	367.1	$ -	$ -	$ -	$ -	$ -	$ -	$ -
4530	T610002262	TEMP	Erosion Mitigation San Ysidro 12" ML MP 4.1 Bore	FP-NMG Transm Specific-Replace	368.0	$ -	$ -	$ -	$ -	$ -	$ -	$ -
4531	T610002262	TEMP	Erosion Mitigation San Ysidro 12" ML MP 4.1 Bore	FP-NMG Transm Specific-Replace	369.0	$ -	$ -	$ -	$ -	$ -	$ -	$ -
4532	T680002263	TEMP	Erosion Mitigation ABQ ML MP 78.2	FP-NMG Transm Specific-Replace	367.1	$ -	$ -	$ -	$ -	$ -	$ -	$ -
4533	T680002263	TEMP	Erosion Mitigation ABQ ML MP 78.2	FP-NMG Transm Specific-Replace	368.0	$ -	$ -	$ -	$ -	$ -	$ -	$ -
4534	T680002263	TEMP	Erosion Mitigation ABQ ML MP 78.2	FP-NMG Transm Specific-Replace	369.0	$ -	$ -	$ -	$ -	$ -	$ -	$ -
4535	T680002264	TEMP	Erosion Mitigation ABQ ML MP 78.0	FP-NMG Transm Specific-Replace	367.1	$ -	$ -	$ -	$ -	$ -	$ -	$ -
4536	T680002264	TEMP	Erosion Mitigation ABQ ML MP 78.0	FP-NMG Transm Specific-Replace	368.0	$ -	$ -	$ -	$ -	$ -	$ -	$ -
4537	T680002264	TEMP	Erosion Mitigation ABQ ML MP 78.0	FP-NMG Transm Specific-Replace	369.0	$ -	$ -	$ -	$ -	$ -	$ -	$ -
4538	T680002265	TEMP	Erosion Mitigation ABQ ML MP 77.9	FP-NMG Transm Specific-Replace	367.1	$ -	$ -	$ -	$ -	$ -	$ -	$ -
4539	T680002265	TEMP	Erosion Mitigation ABQ ML MP 77.9	FP-NMG Transm Specific-Replace	368.0	$ -	$ -	$ -	$ -	$ -	$ -	$ -

NEW MEXICO GAS COMPANY, INC.

Plant Gross Activity
Base Period - 12 Months Ending March 31, 2023
Future Test Year - 12 Months Ending September 30, 2025

	A	B	C	D	E	M	N	O	P	Q	R	S	T
3	Investment Number	FP Number	Investment Name	FP Type	FERC Account	11/30/2023	12/31/2023	1/31/2024	2/29/2024	3/31/2024	4/30/2024	5/31/2024	6/30/2024
4484	601002236	TEMP	RTU Phase 7	FP-NMG Dist Specific-Replace	380.0	$ -	$ -	$ -	$ -	$ -	$ -	$ -	$ -
4485	622002237	NEW-15714	Rancho Santa Teresa Subdivision - Unit 1	FP-NMG Dist Specifics-New	376.1	$ -	$ -	$ -	$ -	$ -	$ -	$ -	$ -
4486	622002237	NEW-15714	Rancho Santa Teresa Subdivision - Unit 1	FP-NMG Dist Specifics-New	376.2	$ -	$ -	$ -	$ -	$ -	$ -	$ -	$ -
4487	622002237	NEW-15714	Rancho Santa Teresa Subdivision - Unit 1	FP-NMG Dist Specifics-New	376.4	$ -	$ -	$ -	$ -	$ -	$ -	$ -	$ -
4488	T624002238	PRE-10138	EPNG Lusk Flexim Meter Replacement	FP-NMG Transm Stations-Replace	368.0	$ -	$ -	$ -	$ -	$ -	$ -	$ -	$ -
4489	T624002238	PRE-10138	EPNG Lusk Flexim Meter Replacement	FP-NMG Transm Stations-Replace	369.0	$ -	$ -	$ -	$ -	$ -	$ -	$ -	$ -
4490	633002239	NEW-15709	Ft. Sill Apache Reservation	FP-NMG Dist Specifics-New	376.1	$ -	$ -	$ -	$ -	$ -	$ -	$ -	$ -
4491	633002239	NEW-15709	Ft. Sill Apache Reservation	FP-NMG Dist Specifics-New	376.2	$ -	$ -	$ -	$ -	$ -	$ -	$ -	$ -
4492	633002239	NEW-15709	Ft. Sill Apache Reservation	FP-NMG Dist Specifics-New	376.4	$ -	$ -	$ -	$ -	$ -	$ -	$ -	$ -
4493	T680002240	PRE-10143	X41 Interconnect Station RTU Replacement	FP-NMG Transm Stations-Replace	368.0	$ -	$ -	$ -	$ -	$ -	$ -	$ -	$ -
4494	T680002240	PRE-10143	X41 Interconnect Station RTU Replacement	FP-NMG Transm Stations-Replace	369.0	$ -	$ -	$ -	$ -	$ -	$ -	$ -	$ -
4495	T601002241	PRE-10145	2022 ILI Validation Digs	FP-NMG Transm Specific-Replace	367.1	$ -	$ -	$ -	$ -	$ -	$ -	$ -	$ -
4496	T601002241	PRE-10145	2022 ILI Validation Digs	FP-NMG Transm Specific-Replace	368.0	$ -	$ -	$ -	$ -	$ -	$ -	$ -	$ -
4497	T601002241	PRE-10145	2022 ILI Validation Digs	FP-NMG Transm Specific-Replace	369.0	$ -	$ -	$ -	$ -	$ -	$ -	$ -	$ -
4498	T610002242	TEMP	Replace Inlet valve at Sewer Plan Reg Station	FP-NMG Transm Stations-Replace	368.0	$ -	$ -	$ -	$ -	$ -	$ -	$ -	$ -
4499	T610002242	TEMP	Replace Inlet valve at Sewer Plan Reg Station	FP-NMG Transm Stations-Replace	369.0	$ -	$ -	$ -	$ -	$ -	$ -	$ -	$ -
4500	601002243	TEMP	TECO - Threat Intelligence Platform	FP-NMG Intangible	303.3	$ -	$ -	$ 87,730	$ -	$ -	$ -	$ -	$ -
4501	601002244	TEMP	TECO - User Provisioning Automation 2023	FP-NMG Intangible	303.3	$ -	$ -	$ 204,262	$ -	$ -	$ -	$ -	$ -
4502	601002245	TEMP	TECO - Packet Capture Detection 2023	FP-NMG Intangible	303.3	$ -	$ -	$ -	$ -	$ -	$ -	$ -	$ -
4503	601002246	TEMP	TECO - Network Topology/Mapping 2023	FP-NMG Intangible	303.3	$ -	$ -	$ -	$ -	$ -	$ -	$ -	$ -
4504	601002247	TEMP	TECO - Service Desk Automation 2023	FP-NMG Intangible	303.3	$ -	$ -	$ -	$ -	$ -	$ -	$ -	$ -
4505	601002248	TEMP	TECO - ServiceNow Enhancements 2023	FP-NMG Intangible	303.3	$ -	$ -	$ 58,557	$ -	$ -	$ -	$ -	$ -
4506	601002249	TEMP	TECO - SAP Business Process Design 2023	FP-NMG Intangible	303.3	$ -	$ -	$ 52,321	$ -	$ -	$ -	$ -	$ -
4507	601002250	TEMP	TECO - SAP Support Pack Implementation 2023	FP-NMG Intangible	303.3	$ -	$ -	$ -	$ -	$ -	$ -	$ -	$ -
4508	601002251	TEMP	TECO - Patch Management Enh/Repl 2023	FP-NMG Intangible	303.3	$ -	$ -	$ -	$ -	$ -	$ -	$ -	$ -
4509	T610002252	PRE-10144	Bowlins Station (# 1631) - Pressure Test & Material Verification	FP-NMG Transm Stations-Replace	368.0	$ -	$ -	$ -	$ -	$ -	$ -	$ -	$ -
4510	T610002252	PRE-10144	Bowlins Station (# 1631) - Pressure Test & Material Verification	FP-NMG Transm Stations-Replace	369.0	$ -	$ -	$ -	$ -	$ -	$ -	$ -	$ -
4511	601002253	TEMP	Wyoming IT Room CRAC Units Replacement	FP-NMG Office Furn & Equip	391.2	$ -	$ -	$ -	$ -	$ -	$ -	$ -	$ -
4512	601002253	TEMP	Wyoming IT Room CRAC Units Replacement	FP-NMG Office Furn & Equip	397.0	$ -	$ -	$ -	$ -	$ -	$ -	$ -	$ -
4513	601002253	TEMP	Wyoming IT Room CRAC Units Replacement	FP-NMG Office Furn & Equip	398.0	$ -	$ -	$ -	$ -	$ -	$ -	$ -	$ -
4514	T626002254	TEMP	IC Vanguard Renewables - NWTS Clovis	FP-NMG Transm Stations-New	369.0	$ -	$ -	$ -	$ -	$ -	$ -	$ -	$ 2
4515	T624002255	TEMP	HydroTest - Amax	FP-NMG Transm Mains-Replace	367.1	$ -	$ -	$ -	$ -	$ -	$ -	$ -	$ -
4516	684002256	NEW-15727	NW Gallup - McKinley County Industrial Park MLX	FP-NMG Dist Specifics-New	376.1	$ -	$ 428	$ -	$ -	$ -	$ -	$ -	$ -
4517	684002256	NEW-15727	NW Gallup - McKinley County Industrial Park MLX	FP-NMG Dist Specifics-New	376.2	$ -	$ 333	$ -	$ -	$ -	$ -	$ -	$ -
4518	684002256	NEW-15727	NW Gallup - McKinley County Industrial Park MLX	FP-NMG Dist Specifics-New	376.4	$ -	$ 190	$ -	$ -	$ -	$ -	$ -	$ -
4519	601002257	NCP-16648	Netbackup Media Server Replacement	FP-NMG Office Furn & Equip	391.2	$ -	$ -	$ -	$ -	$ -	$ -	$ -	$ -
4520	601002257	NCP-16648	Netbackup Media Server Replacement	FP-NMG Office Furn & Equip	397.0	$ -	$ -	$ -	$ -	$ -	$ -	$ -	$ -
4521	601002257	NCP-16648	Netbackup Media Server Replacement	FP-NMG Office Furn & Equip	398.0	$ -	$ -	$ -	$ -	$ -	$ -	$ -	$ -
4522	601002258	NCP-16646	Asset Suite 9.6.3 Upgrade	FP-NMG Intangible	303.3	$ -	$ -	$ -	$ -	$ -	$ -	$ -	$ -
4523	T680002259	PRE-10148	TW HUB RTU Replacement	FP-NMG Transm Stations-Replace	368.0	$ -	$ -	$ -	$ -	$ -	$ -	$ -	$ -
4524	T680002259	PRE-10148	TW HUB RTU Replacement	FP-NMG Transm Stations-Replace	369.0	$ -	$ -	$ -	$ -	$ -	$ -	$ -	$ -
4525	601002260	NCP-16647	SCAL-N 360 Software Renewal	FP-NMG Intangible	303.3	$ -	$ -	$ -	$ -	$ -	$ -	$ -	$ -
4526	T610002261	TEMP	Erosion Mitigation Santa Fe ML 16" MP 1.31 Bore	FP-NMG Transm Specific-Replace	367.1	$ -	$ -	$ -	$ -	$ -	$ -	$ -	$ -
4527	T610002261	TEMP	Erosion Mitigation Santa Fe ML 16" MP 1.31 Bore	FP-NMG Transm Specific-Replace	368.0	$ -	$ -	$ -	$ -	$ -	$ -	$ -	$ -
4528	T610002261	TEMP	Erosion Mitigation Santa Fe ML 16" MP 1.31 Bore	FP-NMG Transm Specific-Replace	369.0	$ -	$ -	$ -	$ -	$ -	$ -	$ -	$ -
4529	T610002262	TEMP	Erosion Mitigation San Ysidro 12" ML MP 4.1 Bore	FP-NMG Transm Specific-Replace	367.1	$ -	$ -	$ -	$ -	$ -	$ -	$ -	$ -
4530	T610002262	TEMP	Erosion Mitigation San Ysidro 12" ML MP 4.1 Bore	FP-NMG Transm Specific-Replace	368.0	$ -	$ -	$ -	$ -	$ -	$ -	$ -	$ -
4531	T610002262	TEMP	Erosion Mitigation San Ysidro 12" ML MP 4.1 Bore	FP-NMG Transm Specific-Replace	369.0	$ -	$ -	$ -	$ -	$ -	$ -	$ -	$ -
4532	T680002263	TEMP	Erosion Mitigation ABQ ML MP 78.2	FP-NMG Transm Specific-Replace	367.1	$ -	$ -	$ -	$ -	$ -	$ -	$ -	$ -
4533	T680002263	TEMP	Erosion Mitigation ABQ ML MP 78.2	FP-NMG Transm Specific-Replace	368.0	$ -	$ -	$ -	$ -	$ -	$ -	$ -	$ -
4534	T680002263	TEMP	Erosion Mitigation ABQ ML MP 78.2	FP-NMG Transm Specific-Replace	369.0	$ -	$ -	$ -	$ -	$ -	$ -	$ -	$ -
4535	T680002264	TEMP	Erosion Mitigation ABQ ML MP 78.0	FP-NMG Transm Specific-Replace	367.1	$ -	$ -	$ -	$ -	$ -	$ -	$ -	$ -
4536	T680002264	TEMP	Erosion Mitigation ABQ ML MP 78.0	FP-NMG Transm Specific-Replace	368.0	$ -	$ -	$ -	$ -	$ -	$ -	$ -	$ -
4537	T680002264	TEMP	Erosion Mitigation ABQ ML MP 78.0	FP-NMG Transm Specific-Replace	369.0	$ -	$ -	$ -	$ -	$ -	$ -	$ -	$ -
4538	T680002265	TEMP	Erosion Mitigation ABQ ML MP 77.9	FP-NMG Transm Specific-Replace	367.1	$ -	$ -	$ -	$ -	$ -	$ -	$ -	$ -
4539	T680002265	TEMP	Erosion Mitigation ABQ ML MP 77.9	FP-NMG Transm Specific-Replace	368.0	$ -	$ -	$ -	$ -	$ -	$ -	$ -	$ -

NEW MEXICO GAS COMPANY, INC.

Plant Gross Activity
Base Period - 12 Months Ending March 31, 2023
Future Test Year - 12 Months Ending September 30, 2025

	A	B	C	D	E	U	V	W	X	Y	Z	AA
3	Investment Number	FP Number	Investment Name	FP Type	FERC Account	7/31/2024	8/31/2024	9/30/2024	10/31/2024	11/30/2024	12/31/2024	1/31/2025
4484	601002236	TEMP	RTU Phase 7	FP-NMG Dist Specific-Replace	380.0	$ -	$ -	$ -	$ -	$ -	$ -	$ -
4485	622002237	NEW-15714	Rancho Santa Teresa Subdivision - Unit 1	FP-NMG Dist Specifics-New	376.1	$ -	$ -	$ -	$ -	$ -	$ -	$ -
4486	622002237	NEW-15714	Rancho Santa Teresa Subdivision - Unit 1	FP-NMG Dist Specifics-New	376.2	$ -	$ -	$ -	$ -	$ -	$ -	$ -
4487	622002237	NEW-15714	Rancho Santa Teresa Subdivision - Unit 1	FP-NMG Dist Specifics-New	376.4	$ -	$ -	$ -	$ -	$ -	$ -	$ -
4488	T624002238	PRE-10138	EPNG Lusk Flexim Meter Replacement	FP-NMG Transm Stations-Replace	368.0	$ -	$ -	$ -	$ -	$ -	$ -	$ -
4489	T624002238	PRE-10138	EPNG Lusk Flexim Meter Replacement	FP-NMG Transm Stations-Replace	369.0	$ -	$ -	$ -	$ -	$ -	$ -	$ -
4490	633002239	NEW-15709	Ft. Sill Apache Reservation	FP-NMG Dist Specifics-New	376.1	$ -	$ -	$ -	$ -	$ -	$ -	$ -
4491	633002239	NEW-15709	Ft. Sill Apache Reservation	FP-NMG Dist Specifics-New	376.2	$ -	$ -	$ -	$ -	$ -	$ -	$ -
4492	633002239	NEW-15709	Ft. Sill Apache Reservation	FP-NMG Dist Specifics-New	376.4	$ -	$ -	$ -	$ -	$ -	$ -	$ -
4493	T680002240	PRE-10143	X41 Interconnect Station RTU Replacement	FP-NMG Transm Stations-Replace	368.0	$ -	$ -	$ -	$ -	$ -	$ -	$ -
4494	T680002240	PRE-10143	X41 Interconnect Station RTU Replacement	FP-NMG Transm Stations-Replace	369.0	$ -	$ -	$ -	$ -	$ -	$ -	$ -
4495	T601002241	PRE-10145	2022 ILI Validation Digs	FP-NMG Transm Specific-Replace	367.1	$ -	$ -	$ -	$ -	$ -	$ -	$ -
4496	T601002241	PRE-10145	2022 ILI Validation Digs	FP-NMG Transm Specific-Replace	368.0	$ -	$ -	$ -	$ -	$ -	$ -	$ -
4497	T601002241	PRE-10145	2022 ILI Validation Digs	FP-NMG Transm Specific-Replace	369.0	$ -	$ -	$ -	$ -	$ -	$ -	$ -
4498	T610002242	TEMP	Replace Inlet valve at Sewer Plan Reg Station	FP-NMG Transm Stations-Replace	368.0	$ -	$ 20,108	$ -	$ -	$ -	$ -	$ -
4499	T610002242	TEMP	Replace Inlet valve at Sewer Plan Reg Station	FP-NMG Transm Stations-Replace	369.0	$ -	$ 80,433	$ -	$ -	$ -	$ -	$ -
4500	601002243	TEMP	TECO - Threat Intelligence Platform	FP-NMG Intangible	303.3	$ -	$ -	$ -	$ -	$ -	$ -	$ -
4501	601002244	TEMP	TECO - User Provisioning Automation 2023	FP-NMG Intangible	303.3	$ -	$ -	$ -	$ -	$ -	$ -	$ -
4502	601002245	TEMP	TECO - Packet Capture Detection 2023	FP-NMG Intangible	303.3	$ -	$ -	$ -	$ -	$ -	$ -	$ -
4503	601002246	TEMP	TECO - Network Topology/Mapping 2023	FP-NMG Intangible	303.3	$ -	$ -	$ -	$ -	$ -	$ -	$ -
4504	601002247	TEMP	TECO - Service Desk Automation 2023	FP-NMG Intangible	303.3	$ -	$ -	$ -	$ -	$ -	$ -	$ -
4505	601002248	TEMP	TECO - ServiceNow Enhancements 2023	FP-NMG Intangible	303.3	$ -	$ -	$ -	$ -	$ -	$ -	$ -
4506	601002249	TEMP	TECO - SAP Business Process Design 2023	FP-NMG Intangible	303.3	$ -	$ -	$ -	$ -	$ -	$ -	$ -
4507	601002250	TEMP	TECO - SAP Support Pack Implementation 2023	FP-NMG Intangible	303.3	$ -	$ -	$ -	$ -	$ -	$ -	$ -
4508	601002251	TEMP	TECO - Patch Management Enh/Repl 2023	FP-NMG Intangible	303.3	$ -	$ -	$ -	$ -	$ -	$ -	$ -
4509	T610002252	PRE-10144	Bowlins Station (# 1631) - Pressure Test & Material Verification	FP-NMG Transm Stations-Replace	368.0	$ -	$ -	$ -	$ -	$ -	$ -	$ -
4510	T610002252	PRE-10144	Bowlins Station (# 1631) - Pressure Test & Material Verification	FP-NMG Transm Stations-Replace	369.0	$ -	$ -	$ -	$ -	$ -	$ -	$ -
4511	601002253	TEMP	Wyoming IT Room CRAC Units Replacement	FP-NMG Office Furn & Equip	391.2	$ -	$ -	$ -	$ -	$ -	$ -	$ -
4512	601002253	TEMP	Wyoming IT Room CRAC Units Replacement	FP-NMG Office Furn & Equip	397.0	$ -	$ -	$ -	$ -	$ -	$ -	$ -
4513	601002253	TEMP	Wyoming IT Room CRAC Units Replacement	FP-NMG Office Furn & Equip	398.0	$ -	$ -	$ -	$ -	$ -	$ -	$ -
4514	T626002254	TEMP	IC Vanguard Renewables - NWTS Clovis	FP-NMG Transm Stations-New	369.0	$ -	$ -	$ -	$ -	$ -	$ -	$ -
4515	T624002255	TEMP	HydroTest - Amax	FP-NMG Transm Mains-Replace	367.1	$ -	$ -	$ -	$ -	$ -	$ -	$ -
4516	684002256	NEW-15727	NW Gallup - McKinley County Industrial Park MLX	FP-NMG Dist Specifics-New	376.1	$ -	$ -	$ -	$ -	$ -	$ -	$ -
4517	684002256	NEW-15727	NW Gallup - McKinley County Industrial Park MLX	FP-NMG Dist Specifics-New	376.2	$ -	$ -	$ -	$ -	$ -	$ -	$ -
4518	684002256	NEW-15727	NW Gallup - McKinley County Industrial Park MLX	FP-NMG Dist Specifics-New	376.4	$ -	$ -	$ -	$ -	$ -	$ -	$ -
4519	601002257	NCP-16648	Netbackup Media Server Replacement	FP-NMG Office Furn & Equip	391.2	$ -	$ -	$ -	$ -	$ -	$ -	$ -
4520	601002257	NCP-16648	Netbackup Media Server Replacement	FP-NMG Office Furn & Equip	397.0	$ -	$ -	$ -	$ -	$ -	$ -	$ -
4521	601002257	NCP-16648	Netbackup Media Server Replacement	FP-NMG Office Furn & Equip	398.0	$ -	$ -	$ -	$ -	$ -	$ -	$ -
4522	601002258	NCP-16646	Asset Suite 9.6.3 Upgrade	FP-NMG Intangible	303.3	$ -	$ -	$ -	$ -	$ -	$ -	$ -
4523	T680002259	PRE-10148	TW HUB RTU Replacement	FP-NMG Transm Stations-Replace	368.0	$ -	$ -	$ -	$ -	$ -	$ -	$ -
4524	T680002259	PRE-10148	TW HUB RTU Replacement	FP-NMG Transm Stations-Replace	369.0	$ -	$ -	$ -	$ -	$ -	$ -	$ -
4525	601002260	NCP-16647	SCAL-N 360 Software Renewal	FP-NMG Intangible	303.3	$ -	$ -	$ -	$ -	$ -	$ -	$ -
4526	T610002261	TEMP	Erosion Mitigation Santa Fe ML 16" MP 1.31 Bore	FP-NMG Transm Specific-Replace	367.1	$ -	$ -	$ -	$ -	$ -	$ -	$ -
4527	T610002261	TEMP	Erosion Mitigation Santa Fe ML 16" MP 1.31 Bore	FP-NMG Transm Specific-Replace	368.0	$ -	$ -	$ -	$ -	$ -	$ -	$ -
4528	T610002261	TEMP	Erosion Mitigation Santa Fe ML 16" MP 1.31 Bore	FP-NMG Transm Specific-Replace	369.0	$ -	$ -	$ -	$ -	$ -	$ -	$ -
4529	T610002262	TEMP	Erosion Mitigation San Ysidro 12" ML MP 4.1 Bore	FP-NMG Transm Specific-Replace	367.1	$ -	$ -	$ -	$ -	$ -	$ -	$ -
4530	T610002262	TEMP	Erosion Mitigation San Ysidro 12" ML MP 4.1 Bore	FP-NMG Transm Specific-Replace	368.0	$ -	$ -	$ -	$ -	$ -	$ -	$ -
4531	T610002262	TEMP	Erosion Mitigation San Ysidro 12" ML MP 4.1 Bore	FP-NMG Transm Specific-Replace	369.0	$ -	$ -	$ -	$ -	$ -	$ -	$ -
4532	T680002263	TEMP	Erosion Mitigation ABQ ML MP 78.2	FP-NMG Transm Specific-Replace	367.1	$ -	$ -	$ -	$ -	$ -	$ -	$ -
4533	T680002263	TEMP	Erosion Mitigation ABQ ML MP 78.2	FP-NMG Transm Specific-Replace	368.0	$ -	$ -	$ -	$ -	$ -	$ -	$ -
4534	T680002263	TEMP	Erosion Mitigation ABQ ML MP 78.2	FP-NMG Transm Specific-Replace	369.0	$ -	$ -	$ -	$ -	$ -	$ -	$ -
4535	T680002264	TEMP	Erosion Mitigation ABQ ML MP 78.0	FP-NMG Transm Specific-Replace	367.1	$ -	$ -	$ -	$ -	$ -	$ -	$ -
4536	T680002264	TEMP	Erosion Mitigation ABQ ML MP 78.0	FP-NMG Transm Specific-Replace	368.0	$ -	$ -	$ -	$ -	$ -	$ -	$ -
4537	T680002264	TEMP	Erosion Mitigation ABQ ML MP 78.0	FP-NMG Transm Specific-Replace	369.0	$ -	$ -	$ -	$ -	$ -	$ -	$ -
4538	T680002265	TEMP	Erosion Mitigation ABQ ML MP 77.9	FP-NMG Transm Specific-Replace	367.1	$ -	$ -	$ -	$ -	$ -	$ -	$ -
4539	T680002265	TEMP	Erosion Mitigation ABQ ML MP 77.9	FP-NMG Transm Specific-Replace	368.0	$ -	$ -	$ -	$ -	$ -	$ -	$ -

NEW MEXICO GAS COMPANY, INC.

Plant Gross Activity
Base Period - 12 Months Ending March 31, 2023
Future Test Year - 12 Months Ending September 30, 2025

	A	B	C	D	E	AB	AC	AD	AE	AF	AG	AH	AI
3	Investment Number	FP Number	Investment Name	FP Type	FERC Account	2/28/2025	3/31/2025	4/30/2025	5/31/2025	6/30/2025	7/31/2025	8/31/2025	9/30/2025
4484	601002236	TEMP	RTU Phase 7	FP-NMG Dist Specific-Replace	380.0	$ -	$ -	$ -	$ -	$ -	$ -	$ -	$ -
4485	622002237	NEW-15714	Rancho Santa Teresa Subdivision - Unit 1	FP-NMG Dist Specifics-New	376.1	$ -	$ -	$ -	$ -	$ -	$ -	$ -	$ -
4486	622002237	NEW-15714	Rancho Santa Teresa Subdivision - Unit 1	FP-NMG Dist Specifics-New	376.2	$ -	$ -	$ -	$ -	$ -	$ -	$ -	$ -
4487	622002237	NEW-15714	Rancho Santa Teresa Subdivision - Unit 1	FP-NMG Dist Specifics-New	376.4	$ -	$ -	$ -	$ -	$ -	$ -	$ -	$ -
4488	T624002238	PRE-10138	EPNG Lusk Flexim Meter Replacement	FP-NMG Transm Stations-Replace	368.0	$ -	$ -	$ -	$ -	$ -	$ -	$ -	$ -
4489	T624002238	PRE-10138	EPNG Lusk Flexim Meter Replacement	FP-NMG Transm Stations-Replace	369.0	$ -	$ -	$ -	$ -	$ -	$ -	$ -	$ -
4490	633002239	NEW-15709	Ft. Sill Apache Reservation	FP-NMG Dist Specifics-New	376.1	$ -	$ -	$ -	$ -	$ -	$ -	$ -	$ -
4491	633002239	NEW-15709	Ft. Sill Apache Reservation	FP-NMG Dist Specifics-New	376.2	$ -	$ -	$ -	$ -	$ -	$ -	$ -	$ -
4492	633002239	NEW-15709	Ft. Sill Apache Reservation	FP-NMG Dist Specifics-New	376.4	$ -	$ -	$ -	$ -	$ -	$ -	$ -	$ -
4493	T680002240	PRE-10143	X41 Interconnect Station RTU Replacement	FP-NMG Transm Stations-Replace	368.0	$ -	$ -	$ -	$ -	$ -	$ -	$ -	$ -
4494	T680002240	PRE-10143	X41 Interconnect Station RTU Replacement	FP-NMG Transm Stations-Replace	369.0	$ -	$ -	$ -	$ -	$ -	$ -	$ -	$ -
4495	T601002241	PRE-10145	2022 ILI Validation Digs	FP-NMG Transm Specific-Replace	367.1	$ -	$ -	$ -	$ -	$ -	$ -	$ -	$ -
4496	T601002241	PRE-10145	2022 ILI Validation Digs	FP-NMG Transm Specific-Replace	368.0	$ -	$ -	$ -	$ -	$ -	$ -	$ -	$ -
4497	T601002241	PRE-10145	2022 ILI Validation Digs	FP-NMG Transm Specific-Replace	369.0	$ -	$ -	$ -	$ -	$ -	$ -	$ -	$ -
4498	T610002242	TEMP	Replace Inlet valve at Sewer Plan Reg Station	FP-NMG Transm Stations-Replace	368.0	$ -	$ -	$ -	$ -	$ -	$ -	$ -	$ -
4499	T610002242	TEMP	Replace Inlet valve at Sewer Plan Reg Station	FP-NMG Transm Stations-Replace	369.0	$ -	$ -	$ -	$ -	$ -	$ -	$ -	$ -
4500	601002243	TEMP	TECO - Threat Intelligence Platform	FP-NMG Intangible	303.3	$ -	$ -	$ -	$ -	$ -	$ -	$ -	$ -
4501	601002244	TEMP	TECO - User Provisioning Automation 2023	FP-NMG Intangible	303.3	$ -	$ -	$ -	$ -	$ -	$ -	$ -	$ -
4502	601002245	TEMP	TECO - Packet Capture Detection 2023	FP-NMG Intangible	303.3	$ -	$ -	$ -	$ -	$ -	$ -	$ -	$ -
4503	601002246	TEMP	TECO - Network Topology/Mapping 2023	FP-NMG Intangible	303.3	$ -	$ -	$ -	$ -	$ -	$ -	$ -	$ -
4504	601002247	TEMP	TECO - Service Desk Automation 2023	FP-NMG Intangible	303.3	$ -	$ -	$ -	$ -	$ -	$ -	$ -	$ -
4505	601002248	TEMP	TECO - ServiceNow Enhancements 2023	FP-NMG Intangible	303.3	$ -	$ -	$ -	$ -	$ -	$ -	$ -	$ -
4506	601002249	TEMP	TECO - SAP Business Process Design 2023	FP-NMG Intangible	303.3	$ -	$ -	$ -	$ -	$ -	$ -	$ -	$ -
4507	601002250	TEMP	TECO - SAP Support Pack Implementation 2023	FP-NMG Intangible	303.3	$ -	$ -	$ -	$ -	$ -	$ -	$ -	$ -
4508	601002251	TEMP	TECO - Patch Management Enh/Repl 2023	FP-NMG Intangible	303.3	$ -	$ -	$ -	$ -	$ -	$ -	$ -	$ -
4509	T610002252	PRE-10144	Bowlins Station (# 1631) - Pressure Test & Material Verification	FP-NMG Transm Stations-Replace	368.0	$ -	$ -	$ -	$ -	$ -	$ -	$ -	$ -
4510	T610002252	PRE-10144	Bowlins Station (# 1631) - Pressure Test & Material Verification	FP-NMG Transm Stations-Replace	369.0	$ -	$ -	$ -	$ -	$ -	$ -	$ -	$ -
4511	601002253	TEMP	Wyoming IT Room CRAC Units Replacement	FP-NMG Office Furn & Equip	391.2	$ -	$ -	$ -	$ -	$ -	$ -	$ -	$ -
4512	601002253	TEMP	Wyoming IT Room CRAC Units Replacement	FP-NMG Office Furn & Equip	397.0	$ -	$ -	$ -	$ -	$ -	$ -	$ -	$ -
4513	601002253	TEMP	Wyoming IT Room CRAC Units Replacement	FP-NMG Office Furn & Equip	398.0	$ -	$ -	$ -	$ -	$ -	$ -	$ -	$ -
4514	T626002254	TEMP	IC Vanguard Renewables - NWTS Clovis	FP-NMG Transm Stations-New	369.0	$ -	$ -	$ -	$ -	$ -	$ -	$ -	$ -
4515	T624002255	TEMP	HydroTest - Amax	FP-NMG Transm Mains-Replace	367.1	$ -	$ -	$ -	$ -	$ -	$ -	$ -	$ -
4516	684002256	NEW-15727	NW Gallup - McKinley County Industrial Park MLX	FP-NMG Dist Specifics-New	376.1	$ -	$ -	$ -	$ -	$ -	$ -	$ -	$ -
4517	684002256	NEW-15727	NW Gallup - McKinley County Industrial Park MLX	FP-NMG Dist Specifics-New	376.2	$ -	$ -	$ -	$ -	$ -	$ -	$ -	$ -
4518	684002256	NEW-15727	NW Gallup - McKinley County Industrial Park MLX	FP-NMG Dist Specifics-New	376.4	$ -	$ -	$ -	$ -	$ -	$ -	$ -	$ -
4519	601002257	NCP-16648	Netbackup Media Server Replacement	FP-NMG Office Furn & Equip	391.2	$ -	$ -	$ -	$ -	$ -	$ -	$ -	$ -
4520	601002257	NCP-16648	Netbackup Media Server Replacement	FP-NMG Office Furn & Equip	397.0	$ -	$ -	$ -	$ -	$ -	$ -	$ -	$ -
4521	601002257	NCP-16648	Netbackup Media Server Replacement	FP-NMG Office Furn & Equip	398.0	$ -	$ -	$ -	$ -	$ -	$ -	$ -	$ -
4522	601002258	NCP-16646	Asset Suite 9.6.3 Upgrade	FP-NMG Intangible	303.3	$ -	$ -	$ -	$ -	$ -	$ -	$ -	$ -
4523	T680002259	PRE-10148	TW HUB RTU Replacement	FP-NMG Transm Stations-Replace	368.0	$ -	$ -	$ -	$ -	$ -	$ -	$ -	$ -
4524	T680002259	PRE-10148	TW HUB RTU Replacement	FP-NMG Transm Stations-Replace	369.0	$ -	$ -	$ -	$ -	$ -	$ -	$ -	$ -
4525	601002260	NCP-16647	SCAL-N 360 Software Renewal	FP-NMG Intangible	303.3	$ -	$ -	$ -	$ -	$ -	$ -	$ -	$ -
4526	T610002261	TEMP	Erosion Mitigation Santa Fe ML 16" MP 1.31 Bore	FP-NMG Transm Specific-Replace	367.1	$ -	$ -	$ -	$ -	$ -	$ -	$ -	$ -
4527	T610002261	TEMP	Erosion Mitigation Santa Fe ML 16" MP 1.31 Bore	FP-NMG Transm Specific-Replace	368.0	$ -	$ -	$ -	$ -	$ -	$ -	$ -	$ -
4528	T610002261	TEMP	Erosion Mitigation Santa Fe ML 16" MP 1.31 Bore	FP-NMG Transm Specific-Replace	369.0	$ -	$ -	$ -	$ -	$ -	$ -	$ -	$ -
4529	T610002262	TEMP	Erosion Mitigation San Ysidro 12" ML MP 4.1 Bore	FP-NMG Transm Specific-Replace	367.1	$ -	$ -	$ -	$ -	$ -	$ -	$ -	$ -
4530	T610002262	TEMP	Erosion Mitigation San Ysidro 12" ML MP 4.1 Bore	FP-NMG Transm Specific-Replace	368.0	$ -	$ -	$ -	$ -	$ -	$ -	$ -	$ -
4531	T610002262	TEMP	Erosion Mitigation San Ysidro 12" ML MP 4.1 Bore	FP-NMG Transm Specific-Replace	369.0	$ -	$ -	$ -	$ -	$ -	$ -	$ -	$ -
4532	T680002263	TEMP	Erosion Mitigation ABQ ML MP 78.2	FP-NMG Transm Specific-Replace	367.1	$ -	$ -	$ -	$ -	$ -	$ -	$ -	$ -
4533	T680002263	TEMP	Erosion Mitigation ABQ ML MP 78.2	FP-NMG Transm Specific-Replace	368.0	$ -	$ -	$ -	$ -	$ -	$ -	$ -	$ -
4534	T680002263	TEMP	Erosion Mitigation ABQ ML MP 78.2	FP-NMG Transm Specific-Replace	369.0	$ -	$ -	$ -	$ -	$ -	$ -	$ -	$ -
4535	T680002264	TEMP	Erosion Mitigation ABQ ML MP 78.0	FP-NMG Transm Specific-Replace	367.1	$ -	$ -	$ -	$ -	$ -	$ -	$ -	$ -
4536	T680002264	TEMP	Erosion Mitigation ABQ ML MP 78.0	FP-NMG Transm Specific-Replace	368.0	$ -	$ -	$ -	$ -	$ -	$ -	$ -	$ -
4537	T680002264	TEMP	Erosion Mitigation ABQ ML MP 78.0	FP-NMG Transm Specific-Replace	369.0	$ -	$ -	$ -	$ -	$ -	$ -	$ -	$ -
4538	T680002265	TEMP	Erosion Mitigation ABQ ML MP 77.9	FP-NMG Transm Specific-Replace	367.1	$ -	$ -	$ -	$ -	$ -	$ -	$ -	$ -
4539	T680002265	TEMP	Erosion Mitigation ABQ ML MP 77.9	FP-NMG Transm Specific-Replace	368.0	$ -	$ -	$ -	$ -	$ -	$ -	$ -	$ -

NEW MEXICO GAS COMPANY, INC.

Plant Gross Activity
Base Period - 12 Months Ending March 31, 2023
Future Test Year - 12 Months Ending September 30, 2025

	A	B	C	D	E	F	G	H	I	J	K	L
3	Investment Number	FP Number	Investment Name	FP Type	FERC Account	4/30/2023	5/31/2023	6/30/2023	7/31/2023	8/31/2023	9/30/2023	10/31/2023
4540	T680002265	TEMP	Erosion Mitigation ABQ ML MP 77.9	FP-NMG Transm Specific-Replace	369.0	$ -	$ -	$ -	$ -	$ -	$ -	$ -
4541	T680002266	TEMP	ABQ ML Star Lake to North Side Rio Puerco MP 84.2 - Bore	FP-NMG Transm Specific-Replace	367.1	$ -	$ -	$ -	$ -	$ -	$ -	$ -
4542	T680002266	TEMP	ABQ ML Star Lake to North Side Rio Puerco MP 84.2 - Bore	FP-NMG Transm Specific-Replace	368.0	$ -	$ -	$ -	$ -	$ -	$ -	$ -
4543	T680002266	TEMP	ABQ ML Star Lake to North Side Rio Puerco MP 84.2 - Bore	FP-NMG Transm Specific-Replace	369.0	$ -	$ -	$ -	$ -	$ -	$ -	$ -
4544	T680002267	TEMP	ABQ ML Wolf Stand to Rio Puerco MP 84.2 - Bore	FP-NMG Transm Specific-Replace	367.1	$ -	$ -	$ -	$ -	$ -	$ -	$ -
4545	T680002267	TEMP	ABQ ML Wolf Stand to Rio Puerco MP 84.2 - Bore	FP-NMG Transm Specific-Replace	368.0	$ -	$ -	$ -	$ -	$ -	$ -	$ -
4546	T680002267	TEMP	ABQ ML Wolf Stand to Rio Puerco MP 84.2 - Bore	FP-NMG Transm Specific-Replace	369.0	$ -	$ -	$ -	$ -	$ -	$ -	$ -
4547	601002268	NCP-16644	Edith Printer Roll Replacement	FP-NMG Office Furn & Equip	391.2	$ -	$ -	$ -	$ -	$ -	$ -	$ -
4548	601002268	NCP-16644	Edith Printer Roll Replacement	FP-NMG Office Furn & Equip	397.0	$ -	$ -	$ -	$ -	$ -	$ -	$ -
4549	601002268	NCP-16644	Edith Printer Roll Replacement	FP-NMG Office Furn & Equip	398.0	$ -	$ -	$ -	$ -	$ -	$ -	$ -
4550	T601002269	TEMP	2023 ILI Validation Digs	FP-NMG Transm Specific-Replace	367.1	$ -	$ -	$ -	$ -	$ -	$ -	$ -
4551	T601002269	TEMP	2023 ILI Validation Digs	FP-NMG Transm Specific-Replace	368.0	$ -	$ -	$ -	$ -	$ -	$ -	$ -
4552	T601002269	TEMP	2023 ILI Validation Digs	FP-NMG Transm Specific-Replace	369.0	$ -	$ -	$ -	$ -	$ -	$ -	$ -
4553	T624002270	PRE-10149	Pan American Mainline Damage Repair	FP-NMG Transm Mains-Replace	367.1	$ -	$ -	$ -	$ -	$ -	$ -	$ -
4554	T624002271	NEW-15739	TW Chavez new line filter and valve replacement	FP-NMG Transm Stations-New	369.0	$ -	$ -	$ -	$ -	$ -	$ -	$ -
4555	610002272	TEMP	Bridge Blvd Phase II Relocate	FP-NMG Dist Specific-Replace	376.1	$ -	$ -	$ -	$ -	$ -	$ -	$ -
4556	610002272	TEMP	Bridge Blvd Phase II Relocate	FP-NMG Dist Specific-Replace	376.2	$ -	$ -	$ -	$ -	$ -	$ -	$ -
4557	610002272	TEMP	Bridge Blvd Phase II Relocate	FP-NMG Dist Specific-Replace	376.4	$ -	$ -	$ -	$ -	$ -	$ -	$ -
4558	610002272	TEMP	Bridge Blvd Phase II Relocate	FP-NMG Dist Specific-Replace	380.0	$ -	$ -	$ -	$ -	$ -	$ -	$ -
4559	T660002273	TEMP	SCADA for SF Mainline Remote Control Valves	FP-NMG Transm Mains-New	367.1	$ -	$ -	$ -	$ -	$ -	$ 85,724	$ -
4560	660002274	TEMP	SF Service Center Air Conditioning	FP-NMG Land_Structures&Improver	390.0	$ -	$ -	$ -	$ -	$ -	$ -	$ -
4561	601002275	0	Financial Model Phase 1	FP-NMG Intangible	303.3	$ -	$ -	$ 66,977	$ -	$ -	$ -	$ -
4562	T621002276	0	Chaparral CS Pressure Transmitter Replacement	FP-NMG Transm Stations-Replace	368.0	$ -	$ 851	$ -	$ -	$ -	$ -	$ -
4563	T621002276	0	Chaparral CS Pressure Transmitter Replacement	FP-NMG Transm Stations-Replace	369.0	$ -	$ 3,406	$ -	$ -	$ -	$ -	$ -
4564	T624002277	PRE-10159	TW Chavez new line filter installation and valve replacement	FP-NMG Transm Stations-Replace	368.0	$ -	$ -	$ -	$ -	$ 14,050	$ -	$ -
4565	T624002277	PRE-10159	TW Chavez new line filter installation and valve replacement	FP-NMG Transm Stations-Replace	369.0	$ -	$ -	$ -	$ -	$ 56,201	$ -	$ -
4566	601002278	0	JANA Support & Maintenance (5 Year)	FP-NMG Intangible	303.3	$ -	$ -	$ -	$ -	$ -	$ -	$ -
4567	T624002279	PRE-10160	Harroun Fuel Gas Meter and Regulator Replacement	FP-NMG Transm Stations-Replace	368.0	$ -	$ -	$ 25,090	$ -	$ -	$ -	$ -
4568	T624002279	PRE-10160	Harroun Fuel Gas Meter and Regulator Replacement	FP-NMG Transm Stations-Replace	369.0	$ -	$ -	$ 100,359	$ -	$ -	$ -	$ -
4569	601002280	NEW-15746	Accounting Allocation True Up	FP-NMG Dist Mains-New	376.2	$ -	$ -	$ -	$ -	$ -	$ -	$ -
4570	T601002281	NEW-15749	Erosion Mitigation	FP-NMG Transm Specifics-New	367.1	$ -	$ -	$ -	$ -	$ 60,932	$ -	$ -
4571	T601002281	NEW-15749	Erosion Mitigation	FP-NMG Transm Specifics-New	368.0	$ -	$ -	$ -	$ -	$ 66,472	$ -	$ -
4572	T601002281	NEW-15749	Erosion Mitigation	FP-NMG Transm Specifics-New	369.0	$ -	$ -	$ -	$ -	$ 57,239	$ -	$ -
4573	601002282	NCP-16655	Cisco Calling and CCX Flex	FP-NMG Intangible	303.3	$ -	$ 332,380	$ -	$ -	$ -	$ -	$ -
4574	T680002283	0	Star Lake CS Ultrasonic Meter Head and Transducer Replacement	FP-NMG Transm Stations-Replace	368.0	$ -	$ 3,970	$ -	$ -	$ -	$ -	$ -
4575	T680002283	0	Star Lake CS Ultrasonic Meter Head and Transducer Replacement	FP-NMG Transm Stations-Replace	369.0	$ -	$ 15,881	$ -	$ -	$ -	$ -	$ -
4576	601002284	NEW-15746	Accounting Allocation True Up	FP-NMG Dist Mains-New	376.2	$ -	$ -	$ -	$ -	$ -	$ -	$ -
4577	601002285	NCP-16680	Primera SAN Upgrade	FP-NMG Office Furn & Equip	391.2	$ -	$ 255,129	$ -	$ -	$ -	$ -	$ -
4578	601002285	NCP-16680	Primera SAN Upgrade	FP-NMG Office Furn & Equip	397.0	$ -	$ 9,567	$ -	$ -	$ -	$ -	$ -
4579	601002285	NCP-16680	Primera SAN Upgrade	FP-NMG Office Furn & Equip	398.0	$ -	$ 54,215	$ -	$ -	$ -	$ -	$ -
4580	610002286	0	Risk Based Replacement Metro - Project 1	FP-NMG Dist Specific-Replace	376.1	$ -	$ -	$ -	$ -	$ -	$ -	$ -
4581	610002286	0	Risk Based Replacement Metro - Project 1	FP-NMG Dist Specific-Replace	376.2	$ -	$ -	$ -	$ -	$ -	$ -	$ -
4582	610002286	0	Risk Based Replacement Metro - Project 1	FP-NMG Dist Specific-Replace	376.4	$ -	$ -	$ -	$ -	$ -	$ -	$ -
4583	610002286	0	Risk Based Replacement Metro - Project 1	FP-NMG Dist Specific-Replace	380.0	$ -	$ -	$ -	$ -	$ -	$ -	$ -
4584	T624002287	0	MAOP Replace Amax 6in	FP-NMG Transm Specific-Replace	367.1	$ -	$ -	$ -	$ -	$ -	$ -	$ -
4585	T624002287	0	MAOP Replace Amax 6in	FP-NMG Transm Specific-Replace	368.0	$ -	$ -	$ -	$ -	$ -	$ -	$ -
4586	T624002287	0	MAOP Replace Amax 6in	FP-NMG Transm Specific-Replace	369.0	$ -	$ -	$ -	$ -	$ -	$ -	$ -
4587	610002288	PRE-10209	COA Project 6321.93 / NMDOT CN A300849 - Specific Replace	FP-NMG Dist Specific-Replace	376.1	$ 43,930	$ -	$ -	$ -	$ -	$ -	$ -
4588	610002288	PRE-10209	COA Project 6321.93 / NMDOT CN A300849 - Specific Replace	FP-NMG Dist Specific-Replace	376.2	$ 307,511	$ -	$ -	$ -	$ -	$ -	$ -
4589	610002288	PRE-10209	COA Project 6321.93 / NMDOT CN A300849 - Specific Replace	FP-NMG Dist Specific-Replace	376.4	$ 21,965	$ -	$ -	$ -	$ -	$ -	$ -
4590	610002288	PRE-10209	COA Project 6321.93 / NMDOT CN A300849 - Specific Replace	FP-NMG Dist Specific-Replace	380.0	$ 65,895	$ -	$ -	$ -	$ -	$ -	$ -
4591	680002290	0	NW Farmington - La Plata Industrial Park MLX	FP-NMG Dist Mains-New	376.2	$ -	$ -	$ -	$ -	$ -	$ -	$ -
4592	610002291	NEW-15797	Sandia National Laboratories (SNL) Meter Build	FP-NMG Dist Stations-New	378.0	$ -	$ -	$ -	$ -	$ -	$ 51,506	$ -
4593	610002291	NEW-15797	Sandia National Laboratories (SNL) Meter Build	FP-NMG Dist Stations-New	385.0	$ -	$ -	$ -	$ -	$ -	$ 139,256	$ -
4594	T624002292	0	Enterprise Compressor Fuel Gas Meter and Regulator Station	FP-NMG Transm Specifics-New	367.1	$ -	$ -	$ -	$ 0	$ -	$ -	$ -
4595	T624002292	0	Enterprise Compressor Fuel Gas Meter and Regulator Station	FP-NMG Transm Specifics-New	368.0	$ -	$ -	$ -	$ 0	$ -	$ -	$ -

Sponsored by NMGC Witness Erik C. Buchanan

WP Plant 2 Clearings

NEW MEXICO GAS COMPANY, INC.

Plant Gross Activity
Base Period - 12 Months Ending March 31, 2023
Future Test Year - 12 Months Ending September 30, 2025

	A	B	C	D	E	M	N	O	P	Q	R	S	T
3	Investment Number	FP Number	Investment Name	FP Type	FERC Account	11/30/2023	12/31/2023	1/31/2024	2/29/2024	3/31/2024	4/30/2024	5/31/2024	6/30/2024
4540	T680002265	TEMP	Erosion Mitigation ABQ ML MP 77.9	FP-NMG Transm Specific-Replace	369.0	$ -	$ -	$ -	$ -	$ -	$ -	$ -	$ -
4541	T680002266	TEMP	ABQ ML Star Lake to North Side Rio Puerco MP 84.2 - Bore	FP-NMG Transm Specific-Replace	367.1	$ -	$ -	$ -	$ -	$ -	$ -	$ -	$ -
4542	T680002266	TEMP	ABQ ML Star Lake to North Side Rio Puerco MP 84.2 - Bore	FP-NMG Transm Specific-Replace	368.0	$ -	$ -	$ -	$ -	$ -	$ -	$ -	$ -
4543	T680002266	TEMP	ABQ ML Star Lake to North Side Rio Puerco MP 84.2 - Bore	FP-NMG Transm Specific-Replace	369.0	$ -	$ -	$ -	$ -	$ -	$ -	$ -	$ -
4544	T680002267	TEMP	ABQ ML Wolf Stand to Rio Puerco MP 84.2 - Bore	FP-NMG Transm Specific-Replace	367.1	$ -	$ -	$ -	$ -	$ -	$ -	$ -	$ -
4545	T680002267	TEMP	ABQ ML Wolf Stand to Rio Puerco MP 84.2 - Bore	FP-NMG Transm Specific-Replace	368.0	$ -	$ -	$ -	$ -	$ -	$ -	$ -	$ -
4546	T680002267	TEMP	ABQ ML Wolf Stand to Rio Puerco MP 84.2 - Bore	FP-NMG Transm Specific-Replace	369.0	$ -	$ -	$ -	$ -	$ -	$ -	$ -	$ -
4547	601002268	NCP-16644	Edith Printer Roll Replacement	FP-NMG Office Furn & Equip	391.2	$ -	$ -	$ -	$ -	$ -	$ -	$ -	$ -
4548	601002268	NCP-16644	Edith Printer Roll Replacement	FP-NMG Office Furn & Equip	397.0	$ -	$ -	$ -	$ -	$ -	$ -	$ -	$ -
4549	601002268	NCP-16644	Edith Printer Roll Replacement	FP-NMG Office Furn & Equip	398.0	$ -	$ -	$ -	$ -	$ -	$ -	$ -	$ -
4550	T601002269	TEMP	2023 ILI Validation Digs	FP-NMG Transm Specific-Replace	367.1	$ -	$ -	$ -	$ -	$ -	$ -	$ -	$ -
4551	T601002269	TEMP	2023 ILI Validation Digs	FP-NMG Transm Specific-Replace	368.0	$ -	$ -	$ -	$ -	$ -	$ -	$ -	$ -
4552	T601002269	TEMP	2023 ILI Validation Digs	FP-NMG Transm Specific-Replace	369.0	$ -	$ -	$ -	$ -	$ -	$ -	$ -	$ -
4553	T624002270	PRE-10149	Pan American Mainline Damage Repair	FP-NMG Transm Mains-Replace	367.1	$ -	$ -	$ -	$ -	$ -	$ -	$ -	$ -
4554	T624002271	NEW-15739	TW Chavez new line filter and valve replacement	FP-NMG Transm Stations-New	369.0	$ -	$ -	$ -	$ -	$ -	$ -	$ -	$ -
4555	610002272	TEMP	Bridge Blvd Phase II Relocate	FP-NMG Dist Specific-Replace	376.1	$ -	$ 145,050	$ -	$ -	$ -	$ -	$ -	$ -
4556	610002272	TEMP	Bridge Blvd Phase II Relocate	FP-NMG Dist Specific-Replace	376.2	$ -	$ 1,015,347	$ -	$ -	$ -	$ -	$ -	$ -
4557	610002272	TEMP	Bridge Blvd Phase II Relocate	FP-NMG Dist Specific-Replace	376.4	$ -	$ 72,525	$ -	$ -	$ -	$ -	$ -	$ -
4558	610002272	TEMP	Bridge Blvd Phase II Relocate	FP-NMG Dist Specific-Replace	380.0	$ -	$ 217,574	$ -	$ -	$ -	$ -	$ -	$ -
4559	T660002273	TEMP	SCADA for SF Mainline Remote Control Valves	FP-NMG Transm Mains-New	367.1	$ -	$ -	$ -	$ -	$ -	$ -	$ -	$ -
4560	660002274	TEMP	SF Service Center Air Conditioning	FP-NMG Land_Structures&Improver	390.0	$ -	$ -	$ -	$ -	$ -	$ -	$ -	$ -
4561	601002275	0	Financial Model Phase 1	FP-NMG Intangible	303.3	$ -	$ -	$ -	$ -	$ -	$ -	$ -	$ -
4562	T621002276	0	Chaparral CS Pressure Transmitter Replacement	FP-NMG Transm Stations-Replace	368.0	$ -	$ -	$ -	$ -	$ -	$ -	$ -	$ -
4563	T621002276	0	Chaparral CS Pressure Transmitter Replacement	FP-NMG Transm Stations-Replace	369.0	$ -	$ -	$ -	$ -	$ -	$ -	$ -	$ -
4564	T624002277	PRE-10159	TW Chavez new line filter installation and valve replacement	FP-NMG Transm Stations-Replace	368.0	$ -	$ -	$ -	$ -	$ -	$ -	$ -	$ -
4565	T624002277	PRE-10159	TW Chavez new line filter installation and valve replacement	FP-NMG Transm Stations-Replace	369.0	$ -	$ -	$ -	$ -	$ -	$ -	$ -	$ -
4566	601002278	0	JANA Support & Maintenance (5 Year)	FP-NMG Intangible	303.3	$ -	$ -	$ -	$ -	$ -	$ -	$ -	$ -
4567	T624002279	PRE-10160	Harroun Fuel Gas Meter and Regulator Replacement	FP-NMG Transm Stations-Replace	368.0	$ -	$ -	$ -	$ -	$ -	$ -	$ -	$ -
4568	T624002279	PRE-10160	Harroun Fuel Gas Meter and Regulator Replacement	FP-NMG Transm Stations-Replace	369.0	$ -	$ -	$ -	$ -	$ -	$ -	$ -	$ -
4569	601002280	NEW-15746	Accounting Allocation True Up	FP-NMG Dist Mains-New	376.2	$ -	$ -	$ -	$ -	$ -	$ -	$ -	$ -
4570	T601002281	NEW-15749	Erosion Mitigation	FP-NMG Transm Specifics-New	367.1	$ -	$ -	$ -	$ -	$ -	$ -	$ -	$ -
4571	T601002281	NEW-15749	Erosion Mitigation	FP-NMG Transm Specifics-New	368.0	$ -	$ -	$ -	$ -	$ -	$ -	$ -	$ -
4572	T601002281	NEW-15749	Erosion Mitigation	FP-NMG Transm Specifics-New	369.0	$ -	$ -	$ -	$ -	$ -	$ -	$ -	$ -
4573	601002282	NCP-16655	Cisco Calling and CCX Flex	FP-NMG Intangible	303.3	$ -	$ -	$ -	$ -	$ -	$ -	$ -	$ -
4574	T680002283	0	Star Lake CS Ultrasonic Meter Head and Transducer Replacement	FP-NMG Transm Stations-Replace	368.0	$ -	$ -	$ -	$ -	$ -	$ -	$ -	$ -
4575	T680002283	0	Star Lake CS Ultrasonic Meter Head and Transducer Replacement	FP-NMG Transm Stations-Replace	369.0	$ -	$ -	$ -	$ -	$ -	$ -	$ -	$ -
4576	601002284	NEW-15746	Accounting Allocation True Up	FP-NMG Dist Mains-New	376.2	$ -	$ -	$ -	$ -	$ -	$ -	$ -	$ -
4577	601002285	NCP-16680	Primera SAN Upgrade	FP-NMG Office Furn & Equip	391.2	$ -	$ -	$ -	$ -	$ -	$ -	$ -	$ -
4578	601002285	NCP-16680	Primera SAN Upgrade	FP-NMG Office Furn & Equip	397.0	$ -	$ -	$ -	$ -	$ -	$ -	$ -	$ -
4579	601002285	NCP-16680	Primera SAN Upgrade	FP-NMG Office Furn & Equip	398.0	$ -	$ -	$ -	$ -	$ -	$ -	$ -	$ -
4580	610002286	0	Risk Based Replacement Metro - Project 1	FP-NMG Dist Specific-Replace	376.1	$ -	$ -	$ -	$ -	$ -	$ -	$ -	$ -
4581	610002286	0	Risk Based Replacement Metro - Project 1	FP-NMG Dist Specific-Replace	376.2	$ -	$ -	$ -	$ -	$ -	$ -	$ -	$ -
4582	610002286	0	Risk Based Replacement Metro - Project 1	FP-NMG Dist Specific-Replace	376.4	$ -	$ -	$ -	$ -	$ -	$ -	$ -	$ -
4583	610002286	0	Risk Based Replacement Metro - Project 1	FP-NMG Dist Specific-Replace	380.0	$ -	$ -	$ -	$ -	$ -	$ -	$ -	$ -
4584	T624002287	0	MAOP Replace Amax 6in	FP-NMG Transm Specific-Replace	367.1	$ -	$ -	$ -	$ -	$ -	$ -	$ -	$ -
4585	T624002287	0	MAOP Replace Amax 6in	FP-NMG Transm Specific-Replace	368.0	$ -	$ -	$ -	$ -	$ -	$ -	$ -	$ -
4586	T624002287	0	MAOP Replace Amax 6in	FP-NMG Transm Specific-Replace	369.0	$ -	$ -	$ -	$ -	$ -	$ -	$ -	$ -
4587	610002288	PRE-10209	COA Project 6321.93 / NMDOT CN A300849 - Specific Replace	FP-NMG Dist Specific-Replace	376.1	$ -	$ -	$ -	$ -	$ -	$ -	$ -	$ -
4588	610002288	PRE-10209	COA Project 6321.93 / NMDOT CN A300849 - Specific Replace	FP-NMG Dist Specific-Replace	376.2	$ -	$ -	$ -	$ -	$ -	$ -	$ -	$ -
4589	610002288	PRE-10209	COA Project 6321.93 / NMDOT CN A300849 - Specific Replace	FP-NMG Dist Specific-Replace	376.4	$ -	$ -	$ -	$ -	$ -	$ -	$ -	$ -
4590	610002288	PRE-10209	COA Project 6321.93 / NMDOT CN A300849 - Specific Replace	FP-NMG Dist Specific-Replace	380.0	$ -	$ -	$ -	$ -	$ -	$ -	$ -	$ -
4591	680002290	0	NW Farmington - La Plata Industrial Park MLX	FP-NMG Dist Mains-New	376.2	$ -	$ -	$ -	$ -	$ -	$ -	$ -	$ -
4592	610002291	NEW-15797	Sandia National Laboratories (SNL) Meter Build	FP-NMG Dist Stations-New	378.0	$ -	$ -	$ -	$ -	$ -	$ -	$ -	$ -
4593	610002291	NEW-15797	Sandia National Laboratories (SNL) Meter Build	FP-NMG Dist Stations-New	385.0	$ -	$ -	$ -	$ -	$ -	$ -	$ -	$ -
4594	T624002292	0	Enterprise Compressor Fuel Gas Meter and Regulator Station	FP-NMG Transm Specifics-New	367.1	$ -	$ -	$ -	$ -	$ -	$ -	$ -	$ -
4595	T624002292	0	Enterprise Compressor Fuel Gas Meter and Regulator Station	FP-NMG Transm Specifics-New	368.0	$ -	$ -	$ -	$ -	$ -	$ -	$ -	$ -

NEW MEXICO GAS COMPANY, INC.

Plant Gross Activity
Base Period - 12 Months Ending March 31, 2023
Future Test Year - 12 Months Ending September 30, 2025

	A	B	C	D	E	U	V	W	X	Y	Z	AA
3	Investment Number	FP Number	Investment Name	FP Type	FERC Account	7/31/2024	8/31/2024	9/30/2024	10/31/2024	11/30/2024	12/31/2024	1/31/2025
4540	T680002265	TEMP	Erosion Mitigation ABQ ML MP 77.9	FP-NMG Transm Specific-Replace	369.0	$ -	$ -	$ -	$ -	$ -	$ -	$ -
4541	T680002266	TEMP	ABQ ML Star Lake to North Side Rio Puerco MP 84.2 - Bore	FP-NMG Transm Specific-Replace	367.1	$ -	$ 867,990	$ -	$ -	$ -	$ -	$ -
4542	T680002266	TEMP	ABQ ML Star Lake to North Side Rio Puerco MP 84.2 - Bore	FP-NMG Transm Specific-Replace	368.0	$ -	$ 123,999	$ -	$ -	$ -	$ -	$ -
4543	T680002266	TEMP	ABQ ML Star Lake to North Side Rio Puerco MP 84.2 - Bore	FP-NMG Transm Specific-Replace	369.0	$ -	$ 247,997	$ -	$ -	$ -	$ -	$ -
4544	T680002267	TEMP	ABQ ML Wolf Stand to Rio Puerco MP 84.2 - Bore	FP-NMG Transm Specific-Replace	367.1	$ -	$ -	$ -	$ -	$ -	$ -	$ -
4545	T680002267	TEMP	ABQ ML Wolf Stand to Rio Puerco MP 84.2 - Bore	FP-NMG Transm Specific-Replace	368.0	$ -	$ -	$ -	$ -	$ -	$ -	$ -
4546	T680002267	TEMP	ABQ ML Wolf Stand to Rio Puerco MP 84.2 - Bore	FP-NMG Transm Specific-Replace	369.0	$ -	$ -	$ -	$ -	$ -	$ -	$ -
4547	601002268	NCP-16644	Edith Printer Roll Replacement	FP-NMG Office Furn & Equip	391.2	$ -	$ -	$ -	$ -	$ -	$ -	$ -
4548	601002268	NCP-16644	Edith Printer Roll Replacement	FP-NMG Office Furn & Equip	397.0	$ -	$ -	$ -	$ -	$ -	$ -	$ -
4549	601002268	NCP-16644	Edith Printer Roll Replacement	FP-NMG Office Furn & Equip	398.0	$ -	$ -	$ -	$ -	$ -	$ -	$ -
4550	T601002269	TEMP	2023 ILI Validation Digs	FP-NMG Transm Specific-Replace	367.1	$ -	$ -	$ -	$ -	$ -	$ -	$ -
4551	T601002269	TEMP	2023 ILI Validation Digs	FP-NMG Transm Specific-Replace	368.0	$ -	$ -	$ -	$ -	$ -	$ -	$ -
4552	T601002269	TEMP	2023 ILI Validation Digs	FP-NMG Transm Specific-Replace	369.0	$ -	$ -	$ -	$ -	$ -	$ -	$ -
4553	T624002270	PRE-10149	Pan American Mainline Damage Repair	FP-NMG Transm Mains-Replace	367.1	$ -	$ -	$ -	$ -	$ -	$ -	$ -
4554	T624002271	NEW-15739	TW Chavez new line filter and valve replacement	FP-NMG Transm Stations-New	369.0	$ -	$ -	$ -	$ -	$ -	$ -	$ -
4555	610002272	TEMP	Bridge Blvd Phase II Relocate	FP-NMG Dist Specific-Replace	376.1	$ -	$ -	$ -	$ -	$ -	$ -	$ -
4556	610002272	TEMP	Bridge Blvd Phase II Relocate	FP-NMG Dist Specific-Replace	376.2	$ -	$ -	$ -	$ -	$ -	$ -	$ -
4557	610002272	TEMP	Bridge Blvd Phase II Relocate	FP-NMG Dist Specific-Replace	376.4	$ -	$ -	$ -	$ -	$ -	$ -	$ -
4558	610002272	TEMP	Bridge Blvd Phase II Relocate	FP-NMG Dist Specific-Replace	380.0	$ -	$ -	$ -	$ -	$ -	$ -	$ -
4559	T660002273	TEMP	SCADA for SF Mainline Remote Control Valves	FP-NMG Transm Mains-New	367.1	$ -	$ -	$ -	$ -	$ -	$ -	$ -
4560	660002274	TEMP	SF Service Center Air Conditioning	FP-NMG Land_Structures&Improver	390.0	$ -	$ -	$ -	$ -	$ -	$ -	$ -
4561	601002275	0	Financial Model Phase 1	FP-NMG Intangible	303.3	$ -	$ -	$ -	$ -	$ -	$ -	$ -
4562	T621002276	0	Chaparral CS Pressure Transmitter Replacement	FP-NMG Transm Stations-Replace	368.0	$ -	$ -	$ -	$ -	$ -	$ -	$ -
4563	T621002276	0	Chaparral CS Pressure Transmitter Replacement	FP-NMG Transm Stations-Replace	369.0	$ -	$ -	$ -	$ -	$ -	$ -	$ -
4564	T624002277	PRE-10159	TW Chavez new line filter installation and valve replacement	FP-NMG Transm Stations-Replace	368.0	$ -	$ -	$ -	$ -	$ -	$ -	$ -
4565	T624002277	PRE-10159	TW Chavez new line filter installation and valve replacement	FP-NMG Transm Stations-Replace	369.0	$ -	$ -	$ -	$ -	$ -	$ -	$ -
4566	601002278	0	JANA Support & Maintenance (5 Year)	FP-NMG Intangible	303.3	$ -	$ -	$ -	$ -	$ -	$ -	$ -
4567	T624002279	PRE-10160	Harroun Fuel Gas Meter and Regulator Replacement	FP-NMG Transm Stations-Replace	368.0	$ -	$ -	$ -	$ -	$ -	$ -	$ -
4568	T624002279	PRE-10160	Harroun Fuel Gas Meter and Regulator Replacement	FP-NMG Transm Stations-Replace	369.0	$ -	$ -	$ -	$ -	$ -	$ -	$ -
4569	601002280	NEW-15746	Accounting Allocation True Up	FP-NMG Dist Mains-New	376.2	$ -	$ -	$ -	$ -	$ -	$ -	$ -
4570	T601002281	NEW-15749	Erosion Mitigation	FP-NMG Transm Specifics-New	367.1	$ -	$ -	$ -	$ -	$ -	$ -	$ -
4571	T601002281	NEW-15749	Erosion Mitigation	FP-NMG Transm Specifics-New	368.0	$ -	$ -	$ -	$ -	$ -	$ -	$ -
4572	T601002281	NEW-15749	Erosion Mitigation	FP-NMG Transm Specifics-New	369.0	$ -	$ -	$ -	$ -	$ -	$ -	$ -
4573	601002282	NCP-16655	Cisco Calling and CCX Flex	FP-NMG Intangible	303.3	$ -	$ -	$ -	$ -	$ -	$ -	$ -
4574	T680002283	0	Star Lake CS Ultrasonic Meter Head and Transducer Replacement	FP-NMG Transm Stations-Replace	368.0	$ -	$ -	$ -	$ -	$ -	$ -	$ -
4575	T680002283	0	Star Lake CS Ultrasonic Meter Head and Transducer Replacement	FP-NMG Transm Stations-Replace	369.0	$ -	$ -	$ -	$ -	$ -	$ -	$ -
4576	601002284	NEW-15746	Accounting Allocation True Up	FP-NMG Dist Mains-New	376.2	$ -	$ -	$ -	$ -	$ -	$ -	$ -
4577	601002285	NCP-16680	Primera SAN Upgrade	FP-NMG Office Furn & Equip	391.2	$ -	$ -	$ -	$ -	$ -	$ -	$ -
4578	601002285	NCP-16680	Primera SAN Upgrade	FP-NMG Office Furn & Equip	397.0	$ -	$ -	$ -	$ -	$ -	$ -	$ -
4579	601002285	NCP-16680	Primera SAN Upgrade	FP-NMG Office Furn & Equip	398.0	$ -	$ -	$ -	$ -	$ -	$ -	$ -
4580	610002286	0	Risk Based Replacement Metro - Project 1	FP-NMG Dist Specific-Replace	376.1	$ -	$ -	$ -	$ -	$ -	$ -	$ -
4581	610002286	0	Risk Based Replacement Metro - Project 1	FP-NMG Dist Specific-Replace	376.2	$ -	$ -	$ -	$ -	$ -	$ -	$ -
4582	610002286	0	Risk Based Replacement Metro - Project 1	FP-NMG Dist Specific-Replace	376.4	$ -	$ -	$ -	$ -	$ -	$ -	$ -
4583	610002286	0	Risk Based Replacement Metro - Project 1	FP-NMG Dist Specific-Replace	380.0	$ -	$ -	$ -	$ -	$ -	$ -	$ -
4584	T624002287	0	MAOP Replace Amax 6in	FP-NMG Transm Specific-Replace	367.1	$ -	$ -	$ -	$ -	$ -	$ -	$ -
4585	T624002287	0	MAOP Replace Amax 6in	FP-NMG Transm Specific-Replace	368.0	$ -	$ -	$ -	$ -	$ -	$ -	$ -
4586	T624002287	0	MAOP Replace Amax 6in	FP-NMG Transm Specific-Replace	369.0	$ -	$ -	$ -	$ -	$ -	$ -	$ -
4587	610002288	PRE-10209	COA Project 6321.93 / NMDOT CN A300849 - Specific Replace	FP-NMG Dist Specific-Replace	376.1	$ -	$ -	$ -	$ -	$ -	$ -	$ -
4588	610002288	PRE-10209	COA Project 6321.93 / NMDOT CN A300849 - Specific Replace	FP-NMG Dist Specific-Replace	376.2	$ -	$ -	$ -	$ -	$ -	$ -	$ -
4589	610002288	PRE-10209	COA Project 6321.93 / NMDOT CN A300849 - Specific Replace	FP-NMG Dist Specific-Replace	376.4	$ -	$ -	$ -	$ -	$ -	$ -	$ -
4590	610002288	PRE-10209	COA Project 6321.93 / NMDOT CN A300849 - Specific Replace	FP-NMG Dist Specific-Replace	380.0	$ -	$ -	$ -	$ -	$ -	$ -	$ -
4591	680002290	0	NW Farmington - La Plata Industrial Park MLX	FP-NMG Dist Mains-New	376.2	$ -	$ -	$ -	$ -	$ -	$ -	$ -
4592	610002291	NEW-15797	Sandia National Laboratories (SNL) Meter Build	FP-NMG Dist Stations-New	378.0	$ -	$ -	$ -	$ -	$ -	$ -	$ -
4593	610002291	NEW-15797	Sandia National Laboratories (SNL) Meter Build	FP-NMG Dist Stations-New	385.0	$ -	$ -	$ -	$ -	$ -	$ -	$ -
4594	T624002292	0	Enterprise Compressor Fuel Gas Meter and Regulator Station	FP-NMG Transm Specifics-New	367.1	$ -	$ -	$ -	$ -	$ -	$ -	$ -
4595	T624002292	0	Enterprise Compressor Fuel Gas Meter and Regulator Station	FP-NMG Transm Specifics-New	368.0	$ -	$ -	$ -	$ -	$ -	$ -	$ -

NEW MEXICO GAS COMPANY, INC.

Plant Gross Activity
Base Period - 12 Months Ending March 31, 2023
Future Test Year - 12 Months Ending September 30, 2025

	A	B	C	D	E	AB	AC	AD	AE	AF	AG	AH	AI
3	Investment Number	FP Number	Investment Name	FP Type	FERC Account	2/28/2025	3/31/2025	4/30/2025	5/31/2025	6/30/2025	7/31/2025	8/31/2025	9/30/2025
4540	T680002265	TEMP	Erosion Mitigation ABQ ML MP 77.9	FP-NMG Transm Specific-Replace	369.0	$ -	$ -	$ -	$ -	$ -	$ -	$ -	$ -
4541	T680002266	TEMP	ABQ ML Star Lake to North Side Rio Puerco MP 84.2 - Bore	FP-NMG Transm Specific-Replace	367.1	$ -	$ -	$ -	$ -	$ -	$ -	$ -	$ -
4542	T680002266	TEMP	ABQ ML Star Lake to North Side Rio Puerco MP 84.2 - Bore	FP-NMG Transm Specific-Replace	368.0	$ -	$ -	$ -	$ -	$ -	$ -	$ -	$ -
4543	T680002266	TEMP	ABQ ML Star Lake to North Side Rio Puerco MP 84.2 - Bore	FP-NMG Transm Specific-Replace	369.0	$ -	$ -	$ -	$ -	$ -	$ -	$ -	$ -
4544	T680002267	TEMP	ABQ ML Wolf Stand to Rio Puerco MP 84.2 - Bore	FP-NMG Transm Specific-Replace	367.1	$ -	$ -	$ -	$ -	$ -	$ -	$ 851,443	$ -
4545	T680002267	TEMP	ABQ ML Wolf Stand to Rio Puerco MP 84.2 - Bore	FP-NMG Transm Specific-Replace	368.0	$ -	$ -	$ -	$ -	$ -	$ -	$ 121,635	$ -
4546	T680002267	TEMP	ABQ ML Wolf Stand to Rio Puerco MP 84.2 - Bore	FP-NMG Transm Specific-Replace	369.0	$ -	$ -	$ -	$ -	$ -	$ -	$ 243,270	$ -
4547	601002268	NCP-16644	Edith Printer Roll Replacement	FP-NMG Office Furn & Equip	391.2	$ -	$ -	$ -	$ -	$ -	$ -	$ -	$ -
4548	601002268	NCP-16644	Edith Printer Roll Replacement	FP-NMG Office Furn & Equip	397.0	$ -	$ -	$ -	$ -	$ -	$ -	$ -	$ -
4549	601002268	NCP-16644	Edith Printer Roll Replacement	FP-NMG Office Furn & Equip	398.0	$ -	$ -	$ -	$ -	$ -	$ -	$ -	$ -
4550	T601002269	TEMP	2023 ILI Validation Digs	FP-NMG Transm Specific-Replace	367.1	$ -	$ -	$ -	$ -	$ -	$ -	$ -	$ -
4551	T601002269	TEMP	2023 ILI Validation Digs	FP-NMG Transm Specific-Replace	368.0	$ -	$ -	$ -	$ -	$ -	$ -	$ -	$ -
4552	T601002269	TEMP	2023 ILI Validation Digs	FP-NMG Transm Specific-Replace	369.0	$ -	$ -	$ -	$ -	$ -	$ -	$ -	$ -
4553	T624002270	PRE-10149	Pan American Mainline Damage Repair	FP-NMG Transm Mains-Replace	367.1	$ -	$ -	$ -	$ -	$ -	$ -	$ -	$ -
4554	T624002271	NEW-15739	TW Chavez new line filter and valve replacement	FP-NMG Transm Stations-New	369.0	$ -	$ -	$ -	$ -	$ -	$ -	$ -	$ -
4555	610002272	TEMP	Bridge Blvd Phase II Relocate	FP-NMG Dist Specific-Replace	376.1	$ -	$ -	$ -	$ -	$ -	$ -	$ -	$ -
4556	610002272	TEMP	Bridge Blvd Phase II Relocate	FP-NMG Dist Specific-Replace	376.2	$ -	$ -	$ -	$ -	$ -	$ -	$ -	$ -
4557	610002272	TEMP	Bridge Blvd Phase II Relocate	FP-NMG Dist Specific-Replace	376.4	$ -	$ -	$ -	$ -	$ -	$ -	$ -	$ -
4558	610002272	TEMP	Bridge Blvd Phase II Relocate	FP-NMG Dist Specific-Replace	380.0	$ -	$ -	$ -	$ -	$ -	$ -	$ -	$ -
4559	T660002273	TEMP	SCADA for SF Mainline Remote Control Valves	FP-NMG Transm Mains-New	367.1	$ -	$ -	$ -	$ -	$ -	$ -	$ -	$ -
4560	660002274	TEMP	SF Service Center Air Conditioning	FP-NMG Land_Structures&Improven	390.0	$ -	$ -	$ -	$ -	$ -	$ -	$ -	$ -
4561	601002275	0	Financial Model Phase 1	FP-NMG Intangible	303.3	$ -	$ -	$ -	$ -	$ -	$ -	$ -	$ -
4562	T621002276	0	Chaparral CS Pressure Transmitter Replacement	FP-NMG Transm Stations-Replace	368.0	$ -	$ -	$ -	$ -	$ -	$ -	$ -	$ -
4563	T621002276	0	Chaparral CS Pressure Transmitter Replacement	FP-NMG Transm Stations-Replace	369.0	$ -	$ -	$ -	$ -	$ -	$ -	$ -	$ -
4564	T624002277	PRE-10159	TW Chavez new line filter installation and valve replacement	FP-NMG Transm Stations-Replace	368.0	$ -	$ -	$ -	$ -	$ -	$ -	$ -	$ -
4565	T624002277	PRE-10159	TW Chavez new line filter installation and valve replacement	FP-NMG Transm Stations-Replace	369.0	$ -	$ -	$ -	$ -	$ -	$ -	$ -	$ -
4566	601002278	0	JANA Support & Maintenance (5 Year)	FP-NMG Intangible	303.3	$ -	$ -	$ -	$ -	$ -	$ -	$ -	$ -
4567	T624002279	PRE-10160	Harroun Fuel Gas Meter and Regulator Replacement	FP-NMG Transm Stations-Replace	368.0	$ -	$ -	$ -	$ -	$ -	$ -	$ -	$ -
4568	T624002279	PRE-10160	Harroun Fuel Gas Meter and Regulator Replacement	FP-NMG Transm Stations-Replace	369.0	$ -	$ -	$ -	$ -	$ -	$ -	$ -	$ -
4569	601002280	NEW-15746	Accounting Allocation True Up	FP-NMG Dist Mains-New	376.2	$ -	$ -	$ -	$ -	$ -	$ -	$ -	$ -
4570	T601002281	NEW-15749	Erosion Mitigation	FP-NMG Transm Specifics-New	367.1	$ -	$ -	$ -	$ -	$ -	$ -	$ -	$ -
4571	T601002281	NEW-15749	Erosion Mitigation	FP-NMG Transm Specifics-New	368.0	$ -	$ -	$ -	$ -	$ -	$ -	$ -	$ -
4572	T601002281	NEW-15749	Erosion Mitigation	FP-NMG Transm Specifics-New	369.0	$ -	$ -	$ -	$ -	$ -	$ -	$ -	$ -
4573	601002282	NCP-16655	Cisco Calling and CCX Flex	FP-NMG Intangible	303.3	$ -	$ -	$ -	$ -	$ -	$ -	$ -	$ -
4574	T680002283	0	Star Lake CS Ultrasonic Meter Head and Transducer Replacement	FP-NMG Transm Stations-Replace	368.0	$ -	$ -	$ -	$ -	$ -	$ -	$ -	$ -
4575	T680002283	0	Star Lake CS Ultrasonic Meter Head and Transducer Replacement	FP-NMG Transm Stations-Replace	369.0	$ -	$ -	$ -	$ -	$ -	$ -	$ -	$ -
4576	601002284	NEW-15746	Accounting Allocation True Up	FP-NMG Dist Mains-New	376.2	$ -	$ -	$ -	$ -	$ -	$ -	$ -	$ -
4577	601002285	NCP-16680	Primera SAN Upgrade	FP-NMG Office Furn & Equip	391.2	$ -	$ -	$ -	$ -	$ -	$ -	$ -	$ -
4578	601002285	NCP-16680	Primera SAN Upgrade	FP-NMG Office Furn & Equip	397.0	$ -	$ -	$ -	$ -	$ -	$ -	$ -	$ -
4579	601002285	NCP-16680	Primera SAN Upgrade	FP-NMG Office Furn & Equip	398.0	$ -	$ -	$ -	$ -	$ -	$ -	$ -	$ -
4580	610002286	0	Risk Based Replacement Metro - Project 1	FP-NMG Dist Specific-Replace	376.1	$ -	$ -	$ -	$ -	$ -	$ -	$ -	$ -
4581	610002286	0	Risk Based Replacement Metro - Project 1	FP-NMG Dist Specific-Replace	376.2	$ -	$ -	$ -	$ -	$ -	$ -	$ -	$ -
4582	610002286	0	Risk Based Replacement Metro - Project 1	FP-NMG Dist Specific-Replace	376.4	$ -	$ -	$ -	$ -	$ -	$ -	$ -	$ -
4583	610002286	0	Risk Based Replacement Metro - Project 1	FP-NMG Dist Specific-Replace	380.0	$ -	$ -	$ -	$ -	$ -	$ -	$ -	$ -
4584	T624002287	0	MAOP Replace Amax 6in	FP-NMG Transm Specific-Replace	367.1	$ -	$ -	$ -	$ -	$ -	$ -	$ -	$ -
4585	T624002287	0	MAOP Replace Amax 6in	FP-NMG Transm Specific-Replace	368.0	$ -	$ -	$ -	$ -	$ -	$ -	$ -	$ -
4586	T624002287	0	MAOP Replace Amax 6in	FP-NMG Transm Specific-Replace	369.0	$ -	$ -	$ -	$ -	$ -	$ -	$ -	$ -
4587	610002288	PRE-10209	COA Project 6321.93 / NMDOT CN A300849 - Specific Replace	FP-NMG Dist Specific-Replace	376.1	$ -	$ -	$ -	$ -	$ -	$ -	$ -	$ -
4588	610002288	PRE-10209	COA Project 6321.93 / NMDOT CN A300849 - Specific Replace	FP-NMG Dist Specific-Replace	376.2	$ -	$ -	$ -	$ -	$ -	$ -	$ -	$ -
4589	610002288	PRE-10209	COA Project 6321.93 / NMDOT CN A300849 - Specific Replace	FP-NMG Dist Specific-Replace	376.4	$ -	$ -	$ -	$ -	$ -	$ -	$ -	$ -
4590	610002288	PRE-10209	COA Project 6321.93 / NMDOT CN A300849 - Specific Replace	FP-NMG Dist Specific-Replace	380.0	$ -	$ -	$ -	$ -	$ -	$ -	$ -	$ -
4591	680002290	0	NW Farmington - La Plata Industrial Park MLX	FP-NMG Dist Mains-New	376.2	$ -	$ -	$ -	$ -	$ -	$ -	$ -	$ -
4592	610002291	NEW-15797	Sandia National Laboratories (SNL) Meter Build	FP-NMG Dist Stations-New	378.0	$ -	$ -	$ -	$ -	$ -	$ -	$ -	$ -
4593	610002291	NEW-15797	Sandia National Laboratories (SNL) Meter Build	FP-NMG Dist Stations-New	385.0	$ -	$ -	$ -	$ -	$ -	$ -	$ -	$ -
4594	T624002292	0	Enterprise Compressor Fuel Gas Meter and Regulator Station	FP-NMG Transm Specifics-New	367.1	$ -	$ -	$ -	$ -	$ -	$ -	$ -	$ -
4595	T624002292	0	Enterprise Compressor Fuel Gas Meter and Regulator Station	FP-NMG Transm Specifics-New	368.0	$ -	$ -	$ -	$ -	$ -	$ -	$ -	$ -

NEW MEXICO GAS COMPANY, INC.

Plant Gross Activity
Base Period - 12 Months Ending March 31, 2023
Future Test Year - 12 Months Ending September 30, 2025

	A	B	C	D	E	F	G	H	I	J	K	L
3	Investment Number	FP Number	Investment Name	FP Type	FERC Account	4/30/2023	5/31/2023	6/30/2023	7/31/2023	8/31/2023	9/30/2023	10/31/2023
4596	T624002292	0	Enterprise Compressor Fuel Gas Meter and Regulator Station	FP-NMG Transm Specifics-New	369.0	$ -	$ -	$ -	$ 0	$ -	$ -	$ -
4597	622002293	0	Yucca Subdivision Phases 3 & 4	FP-NMG Dist Mains-New	376.2	$ -	$ -	$ -	$ 226,979	$ -	$ -	$ -
4598	T624002294	0	Install Grounding Grid for Navajo Renewables	FP-NMG Transm Stations-New	369.0	$ -	$ -	$ -	$ -	$ -	$ -	$ -
4599	601002295	0	Gas Supply Remodel - Facilities	FP-NMG Office Furn & Equip	391.2	$ -	$ -	$ -	$ -	$ -	$ 552,221	$ -
4600	601002295	0	Gas Supply Remodel - Facilities	FP-NMG Office Furn & Equip	397.0	$ -	$ -	$ -	$ -	$ -	$ 20,708	$ -
4601	601002295	0	Gas Supply Remodel - Facilities	FP-NMG Office Furn & Equip	398.0	$ -	$ -	$ -	$ -	$ -	$ 117,347	$ -
4602	T624002296	0	Install Grounding Grid for Sendero	FP-NMG Transm Stations-New	369.0	$ -	$ -	$ -	$ -	$ -	$ -	$ -
4603	T624002297	0	Install Grounding Grid at TW Dexter	FP-NMG Dist Stations-New	378.0	$ -	$ -	$ -	$ -	$ -	$ -	$ -
4604	T624002297	0	Install Grounding Grid at TW Dexter	FP-NMG Dist Stations-New	385.0	$ -	$ -	$ -	$ -	$ -	$ -	$ -
4605	T624002298	0	Install Grounding Grid at Kolb Bio Gas	FP-NMG Transm Stations-New	369.0	$ -	$ -	$ -	$ -	$ -	$ -	$ -
4606	T624002299	0	Install Grounding Grid at DCP Artesia	FP-NMG Transm Stations-New	369.0	$ -	$ -	$ -	$ -	$ -	$ -	$ -
4607	T624002300	0	Install Grounding Grid at TW Chavez	FP-NMG Transm Stations-New	369.0	$ -	$ -	$ -	$ -	$ -	$ -	$ -
4608	T624002301	0	Install Grounding Grid at EPNG Lusk	FP-NMG Transm Stations-New	369.0	$ -	$ -	$ -	$ -	$ -	$ -	$ -
4609	T624002302	0	Install Grounding Grid at Frontier Maljamar	FP-NMG Transm Stations-New	369.0	$ -	$ -	$ -	$ -	$ -	$ -	$ -
4610	T624002303	0	Install Grounding Grid at TW Thompson	FP-NMG Transm Stations-Replace	368.0	$ -	$ -	$ -	$ -	$ -	$ -	$ -
4611	T624002303	0	Install Grounding Grid at TW Thompson	FP-NMG Transm Stations-Replace	369.0	$ -	$ -	$ -	$ -	$ -	$ -	$ -
4612	T624002304	0	Install Grounding Grid at TW Monument	FP-NMG Transm Stations-Replace	368.0	$ -	$ -	$ -	$ -	$ -	$ -	$ -
4613	T624002304	0	Install Grounding Grid at TW Monument	FP-NMG Transm Stations-Replace	369.0	$ -	$ -	$ -	$ -	$ -	$ -	$ -
4614	T624002305	0	Install Odorizer Canopy at TW Dexter	FP-NMG Transm Stations-Replace	368.0	$ -	$ -	$ -	$ -	$ -	$ -	$ -
4615	T624002305	0	Install Odorizer Canopy at TW Dexter	FP-NMG Transm Stations-Replace	369.0	$ -	$ -	$ -	$ -	$ -	$ -	$ -
4616	T624002306	0	Install Canopy at TW Chavez	FP-NMG Transm Stations-Replace	368.0	$ -	$ -	$ -	$ -	$ -	$ -	$ -
4617	T624002306	0	Install Canopy at TW Chavez	FP-NMG Transm Stations-Replace	369.0	$ -	$ -	$ -	$ -	$ -	$ -	$ -
4618	T624002307	0	Install Odorizer Canopy at Kolb Bio Gas	FP-NMG Transm Stations-Replace	368.0	$ -	$ -	$ -	$ -	$ -	$ -	$ -
4619	T624002307	0	Install Odorizer Canopy at Kolb Bio Gas	FP-NMG Transm Stations-Replace	369.0	$ -	$ -	$ -	$ -	$ -	$ -	$ -
4620	T624002308	0	Install Odorizer Canopy at Sendero	FP-NMG Transm Stations-Replace	368.0	$ -	$ -	$ -	$ -	$ -	$ -	$ -
4621	T624002308	0	Install Odorizer Canopy at Sendero	FP-NMG Transm Stations-Replace	369.0	$ -	$ -	$ -	$ -	$ -	$ -	$ -
4622	T624002309	0	Install Lighting at Sendero	FP-NMG Transm Stations-Replace	368.0	$ -	$ -	$ -	$ -	$ -	$ -	$ -
4623	T624002309	0	Install Lighting at Sendero	FP-NMG Transm Stations-Replace	369.0	$ -	$ -	$ -	$ -	$ -	$ -	$ -
4624	T624002310	0	Install lighting at DCP Artesia	FP-NMG Transm Stations-Replace	368.0	$ -	$ -	$ -	$ -	$ -	$ -	$ -
4625	T624002310	0	Install lighting at DCP Artesia	FP-NMG Transm Stations-Replace	369.0	$ -	$ -	$ -	$ -	$ -	$ -	$ -
4626	T624002311	0	Install lighting at Artesia BS	FP-NMG Transm Stations-Replace	368.0	$ -	$ -	$ -	$ -	$ -	$ -	$ -
4627	T624002311	0	Install lighting at Artesia BS	FP-NMG Transm Stations-Replace	369.0	$ -	$ -	$ -	$ -	$ -	$ -	$ -
4628	T624002312	0	Install Lighting at Navajo Renewables	FP-NMG Transm Stations-Replace	368.0	$ -	$ -	$ -	$ -	$ -	$ -	$ -
4629	T624002312	0	Install Lighting at Navajo Renewables	FP-NMG Transm Stations-Replace	369.0	$ -	$ -	$ -	$ -	$ -	$ -	$ -
4630	T624002313	0	Install Lighting at Red Lake	FP-NMG Transm Stations-Replace	368.0	$ -	$ -	$ -	$ -	$ -	$ -	$ -
4631	T624002313	0	Install Lighting at Red Lake	FP-NMG Transm Stations-Replace	369.0	$ -	$ -	$ -	$ -	$ -	$ -	$ -
4632	T624002314	0	Install Lighting at TW Chavez	FP-NMG Transm Stations-Replace	368.0	$ -	$ -	$ -	$ -	$ -	$ -	$ -
4633	T624002314	0	Install Lighting at TW Chavez	FP-NMG Transm Stations-Replace	369.0	$ -	$ -	$ -	$ -	$ -	$ -	$ -
4634	T624002315	0	Install Lighting at TW Thompson	FP-NMG Transm Stations-Replace	368.0	$ -	$ -	$ -	$ -	$ -	$ -	$ -
4635	T624002315	0	Install Lighting at TW Thompson	FP-NMG Transm Stations-Replace	369.0	$ -	$ -	$ -	$ -	$ -	$ -	$ -
4636	T624002316	0	Install Lighting at Lea County Compressor	FP-NMG Transm Stations-Replace	368.0	$ -	$ -	$ -	$ -	$ -	$ -	$ -
4637	T624002316	0	Install Lighting at Lea County Compressor	FP-NMG Transm Stations-Replace	369.0	$ -	$ -	$ -	$ -	$ -	$ -	$ -
4638	T624002317	0	Install Lighting at Frontier Maljamar	FP-NMG Transm Stations-Replace	368.0	$ -	$ -	$ -	$ -	$ -	$ -	$ -
4639	T624002317	0	Install Lighting at Frontier Maljamar	FP-NMG Transm Stations-Replace	369.0	$ -	$ -	$ -	$ -	$ -	$ -	$ -
4640	T624002318	0	Install Lighting at Malaga/Pecos	FP-NMG Transm Stations-Replace	368.0	$ -	$ -	$ -	$ -	$ -	$ -	$ -
4641	T624002318	0	Install Lighting at Malaga/Pecos	FP-NMG Transm Stations-Replace	369.0	$ -	$ -	$ -	$ -	$ -	$ -	$ -
4642	660002319	0	Risk Based Replacement - NC - Calle Amanda	FP-NMG Dist Specific-Replace	376.1	$ -	$ -	$ -	$ -	$ -	$ -	$ -
4643	660002319	0	Risk Based Replacement - NC - Calle Amanda	FP-NMG Dist Specific-Replace	376.2	$ -	$ -	$ -	$ -	$ -	$ -	$ -
4644	660002319	0	Risk Based Replacement - NC - Calle Amanda	FP-NMG Dist Specific-Replace	376.4	$ -	$ -	$ -	$ -	$ -	$ -	$ -
4645	660002319	0	Risk Based Replacement - NC - Calle Amanda	FP-NMG Dist Specific-Replace	380.0	$ -	$ -	$ -	$ -	$ -	$ -	$ -
4646	T624002320	0	Install Lighting at Lovington South BS	FP-NMG Transm Stations-Replace	368.0	$ -	$ -	$ -	$ -	$ -	$ -	$ -
4647	T624002320	0	Install Lighting at Lovington South BS	FP-NMG Transm Stations-Replace	369.0	$ -	$ -	$ -	$ -	$ -	$ -	$ -
4648	T624002321	0	Install Lighting at Lovington North Border Station	FP-NMG Transm Stations-Replace	368.0	$ -	$ -	$ -	$ -	$ -	$ -	$ -
4649	T624002321	0	Install Lighting at Lovington North Border Station	FP-NMG Transm Stations-Replace	369.0	$ -	$ -	$ -	$ -	$ -	$ -	$ -
4650	T624002322	0	Install Lighting at Carlsbad East BS	FP-NMG Transm Stations-Replace	368.0	$ -	$ -	$ -	$ -	$ -	$ -	$ -
4651	T624002322	0	Install Lighting at Carlsbad East BS	FP-NMG Transm Stations-Replace	369.0	$ -	$ -	$ -	$ -	$ -	$ -	$ -

Sponsored by NMGC Witness Erik C. Buchanan

NEW MEXICO GAS COMPANY, INC.

Plant Gross Activity
Base Period - 12 Months Ending March 31, 2023
Future Test Year - 12 Months Ending September 30, 2025

	A	B	C	D	E	M	N	O	P	Q	R	S	T
3	Investment Number	FP Number	Investment Name	FP Type	FERC Account	11/30/2023	12/31/2023	1/31/2024	2/29/2024	3/31/2024	4/30/2024	5/31/2024	6/30/2024
4596	T624002292	0	Enterprise Compressor Fuel Gas Meter and Regulator Station	FP-NMG Transm Specifics-New	369.0	$ -	$ -	$ -	$ -	$ -	$ -	$ -	$ -
4597	622002293	0	Yucca Subdivision Phases 3 & 4	FP-NMG Dist Mains-New	376.2	$ -	$ -	$ -	$ -	$ -	$ -	$ -	$ -
4598	T624002294	0	Install Grounding Grid for Navajo Renewables	FP-NMG Transm Stations-New	369.0	$ -	$ -	$ -	$ -	$ -	$ -	$ -	$ -
4599	601002295	0	Gas Supply Remodel - Facilities	FP-NMG Office Furn & Equip	391.2	$ -	$ -	$ -	$ -	$ -	$ -	$ -	$ -
4600	601002295	0	Gas Supply Remodel - Facilities	FP-NMG Office Furn & Equip	397.0	$ -	$ -	$ -	$ -	$ -	$ -	$ -	$ -
4601	601002295	0	Gas Supply Remodel - Facilities	FP-NMG Office Furn & Equip	398.0	$ -	$ -	$ -	$ -	$ -	$ -	$ -	$ -
4602	T624002296	0	Install Grounding Grid for Sendero	FP-NMG Transm Stations-New	369.0	$ -	$ -	$ -	$ -	$ -	$ -	$ -	$ -
4603	T624002297	0	Install Grounding Grid at TW Dexter	FP-NMG Dist Stations-New	378.0	$ -	$ -	$ -	$ -	$ -	$ -	$ -	$ -
4604	T624002297	0	Install Grounding Grid at TW Dexter	FP-NMG Dist Stations-New	385.0	$ -	$ -	$ -	$ -	$ -	$ -	$ -	$ -
4605	T624002298	0	Install Grounding Grid at Kolb Bio Gas	FP-NMG Transm Stations-New	369.0	$ -	$ -	$ -	$ -	$ -	$ -	$ -	$ -
4606	T624002299	0	Install Grounding Grid at DCP Artesia	FP-NMG Transm Stations-New	369.0	$ -	$ -	$ -	$ -	$ -	$ -	$ -	$ -
4607	T624002300	0	Install Grounding Grid at TW Chavez	FP-NMG Transm Stations-New	369.0	$ -	$ -	$ -	$ -	$ -	$ -	$ -	$ -
4608	T624002301	0	Install Grounding Grid at EPNG Lusk	FP-NMG Transm Stations-New	369.0	$ -	$ -	$ -	$ -	$ -	$ -	$ -	$ -
4609	T624002302	0	Install Grounding Grid at Frontier Maljamar	FP-NMG Transm Stations-New	369.0	$ -	$ -	$ -	$ -	$ -	$ -	$ -	$ -
4610	T624002303	0	Install Grounding Grid at TW Thompson	FP-NMG Transm Stations-Replace	368.0	$ -	$ -	$ -	$ -	$ -	$ -	$ -	$ -
4611	T624002303	0	Install Grounding Grid at TW Thompson	FP-NMG Transm Stations-Replace	369.0	$ -	$ -	$ -	$ -	$ -	$ -	$ -	$ -
4612	T624002304	0	Install Grounding Grid at TW Monument	FP-NMG Transm Stations-Replace	368.0	$ -	$ -	$ -	$ -	$ -	$ -	$ -	$ -
4613	T624002304	0	Install Grounding Grid at TW Monument	FP-NMG Transm Stations-Replace	369.0	$ -	$ -	$ -	$ -	$ -	$ -	$ -	$ -
4614	T624002305	0	Install Odorizer Canopy at TW Dexter	FP-NMG Transm Stations-Replace	368.0	$ -	$ -	$ -	$ -	$ -	$ -	$ -	$ -
4615	T624002305	0	Install Odorizer Canopy at TW Dexter	FP-NMG Transm Stations-Replace	369.0	$ -	$ -	$ -	$ -	$ -	$ -	$ -	$ -
4616	T624002306	0	Install Canopy at TW Chavez	FP-NMG Transm Stations-Replace	368.0	$ -	$ -	$ -	$ -	$ -	$ -	$ -	$ -
4617	T624002306	0	Install Canopy at TW Chavez	FP-NMG Transm Stations-Replace	369.0	$ -	$ -	$ -	$ -	$ -	$ -	$ -	$ -
4618	T624002307	0	Install Odorizer Canopy at Kolb Bio Gas	FP-NMG Transm Stations-Replace	368.0	$ -	$ -	$ -	$ -	$ -	$ -	$ -	$ -
4619	T624002307	0	Install Odorizer Canopy at Kolb Bio Gas	FP-NMG Transm Stations-Replace	369.0	$ -	$ -	$ -	$ -	$ -	$ -	$ -	$ -
4620	T624002308	0	Install Odorizer Canopy at Sendero	FP-NMG Transm Stations-Replace	368.0	$ -	$ -	$ -	$ -	$ -	$ -	$ -	$ -
4621	T624002308	0	Install Odorizer Canopy at Sendero	FP-NMG Transm Stations-Replace	369.0	$ -	$ -	$ -	$ -	$ -	$ -	$ -	$ -
4622	T624002309	0	Install Lighting at Sendero	FP-NMG Transm Stations-Replace	368.0	$ -	$ -	$ -	$ -	$ -	$ -	$ -	$ -
4623	T624002309	0	Install Lighting at Sendero	FP-NMG Transm Stations-Replace	369.0	$ -	$ -	$ -	$ -	$ -	$ -	$ -	$ -
4624	T624002310	0	Install lighting at DCP Artesia	FP-NMG Transm Stations-Replace	368.0	$ -	$ -	$ -	$ -	$ -	$ -	$ -	$ -
4625	T624002310	0	Install lighting at DCP Artesia	FP-NMG Transm Stations-Replace	369.0	$ -	$ -	$ -	$ -	$ -	$ -	$ -	$ -
4626	T624002311	0	Install lighting at Artesia BS	FP-NMG Transm Stations-Replace	368.0	$ -	$ -	$ -	$ -	$ -	$ -	$ -	$ -
4627	T624002311	0	Install lighting at Artesia BS	FP-NMG Transm Stations-Replace	369.0	$ -	$ -	$ -	$ -	$ -	$ -	$ -	$ -
4628	T624002312	0	Install Lighting at Navajo Renewables	FP-NMG Transm Stations-Replace	368.0	$ -	$ -	$ -	$ -	$ -	$ -	$ -	$ -
4629	T624002312	0	Install Lighting at Navajo Renewables	FP-NMG Transm Stations-Replace	369.0	$ -	$ -	$ -	$ -	$ -	$ -	$ -	$ -
4630	T624002313	0	Install Lighting at Red Lake	FP-NMG Transm Stations-Replace	368.0	$ -	$ -	$ -	$ -	$ -	$ -	$ -	$ -
4631	T624002313	0	Install Lighting at Red Lake	FP-NMG Transm Stations-Replace	369.0	$ -	$ -	$ -	$ -	$ -	$ -	$ -	$ -
4632	T624002314	0	Install Lighting at TW Chavez	FP-NMG Transm Stations-Replace	368.0	$ -	$ -	$ -	$ -	$ -	$ -	$ -	$ -
4633	T624002314	0	Install Lighting at TW Chavez	FP-NMG Transm Stations-Replace	369.0	$ -	$ -	$ -	$ -	$ -	$ -	$ -	$ -
4634	T624002315	0	Install Lighting at TW Thompson	FP-NMG Transm Stations-Replace	368.0	$ -	$ -	$ -	$ -	$ -	$ -	$ -	$ -
4635	T624002315	0	Install Lighting at TW Thompson	FP-NMG Transm Stations-Replace	369.0	$ -	$ -	$ -	$ -	$ -	$ -	$ -	$ -
4636	T624002316	0	Install Lighting at Lea County Compressor	FP-NMG Transm Stations-Replace	368.0	$ -	$ -	$ -	$ -	$ -	$ -	$ -	$ -
4637	T624002316	0	Install Lighting at Lea County Compressor	FP-NMG Transm Stations-Replace	369.0	$ -	$ -	$ -	$ -	$ -	$ -	$ -	$ -
4638	T624002317	0	Install Lighting at Frontier Maljamar	FP-NMG Transm Stations-Replace	368.0	$ -	$ -	$ -	$ -	$ -	$ -	$ -	$ -
4639	T624002317	0	Install Lighting at Frontier Maljamar	FP-NMG Transm Stations-Replace	369.0	$ -	$ -	$ -	$ -	$ -	$ -	$ -	$ -
4640	T624002318	0	Install Lighting at Malaga/Pecos	FP-NMG Transm Stations-Replace	368.0	$ -	$ -	$ -	$ -	$ -	$ -	$ -	$ -
4641	T624002318	0	Install Lighting at Malaga/Pecos	FP-NMG Transm Stations-Replace	369.0	$ -	$ -	$ -	$ -	$ -	$ -	$ -	$ -
4642	660002319	0	Risk Based Replacement - NC - Calle Amanda	FP-NMG Dist Specific-Replace	376.1	$ -	$ -	$ -	$ -	$ -	$ -	$ -	$ -
4643	660002319	0	Risk Based Replacement - NC - Calle Amanda	FP-NMG Dist Specific-Replace	376.2	$ -	$ -	$ -	$ -	$ -	$ -	$ -	$ -
4644	660002319	0	Risk Based Replacement - NC - Calle Amanda	FP-NMG Dist Specific-Replace	376.4	$ -	$ -	$ -	$ -	$ -	$ -	$ -	$ -
4645	660002319	0	Risk Based Replacement - NC - Calle Amanda	FP-NMG Dist Specific-Replace	380.0	$ -	$ -	$ -	$ -	$ -	$ -	$ -	$ -
4646	T624002320	0	Install Lighting at Lovington South BS	FP-NMG Transm Stations-Replace	368.0	$ -	$ -	$ -	$ -	$ -	$ -	$ -	$ -
4647	T624002320	0	Install Lighting at Lovington South BS	FP-NMG Transm Stations-Replace	369.0	$ -	$ -	$ -	$ -	$ -	$ -	$ -	$ -
4648	T624002321	0	Install Lighting at Lovington North Border Station	FP-NMG Transm Stations-Replace	368.0	$ -	$ -	$ -	$ -	$ -	$ -	$ -	$ -
4649	T624002321	0	Install Lighting at Lovington North Border Station	FP-NMG Transm Stations-Replace	369.0	$ -	$ -	$ -	$ -	$ -	$ -	$ -	$ -
4650	T624002322	0	Install Lighting at Carlsbad East BS	FP-NMG Transm Stations-Replace	368.0	$ -	$ -	$ -	$ -	$ -	$ -	$ -	$ -
4651	T624002322	0	Install Lighting at Carlsbad East BS	FP-NMG Transm Stations-Replace	369.0	$ -	$ -	$ -	$ -	$ -	$ -	$ -	$ -

NEW MEXICO GAS COMPANY, INC.

Plant Gross Activity
Base Period - 12 Months Ending March 31, 2023
Future Test Year - 12 Months Ending September 30, 2025

	A	B	C	D	E	U	V	W	X	Y	Z	AA
3	Investment Number	FP Number	Investment Name	FP Type	FERC Account	7/31/2024	8/31/2024	9/30/2024	10/31/2024	11/30/2024	12/31/2024	1/31/2025
4596	T624002292	0	Enterprise Compressor Fuel Gas Meter and Regulator Station	FP-NMG Transm Specifics-New	369.0	$ -	$ -	$ -	$ -	$ -	$ -	$ -
4597	622002293	0	Yucca Subdivision Phases 3 & 4	FP-NMG Dist Mains-New	376.2	$ -	$ -	$ -	$ -	$ -	$ -	$ -
4598	T624002294	0	Install Grounding Grid for Navajo Renewables	FP-NMG Transm Stations-New	369.0	$ -	$ -	$ -	$ -	$ -	$ -	$ -
4599	601002295	0	Gas Supply Remodel - Facilities	FP-NMG Office Furn & Equip	391.2	$ -	$ -	$ -	$ -	$ -	$ -	$ -
4600	601002295	0	Gas Supply Remodel - Facilities	FP-NMG Office Furn & Equip	397.0	$ -	$ -	$ -	$ -	$ -	$ -	$ -
4601	601002295	0	Gas Supply Remodel - Facilities	FP-NMG Office Furn & Equip	398.0	$ -	$ -	$ -	$ -	$ -	$ -	$ -
4602	T624002296	0	Install Grounding Grid for Sendero	FP-NMG Transm Stations-New	369.0	$ -	$ -	$ -	$ -	$ -	$ -	$ -
4603	T624002297	0	Install Grounding Grid at TW Dexter	FP-NMG Dist Stations-New	378.0	$ 13,426	$ -	$ -	$ -	$ -	$ -	$ -
4604	T624002297	0	Install Grounding Grid at TW Dexter	FP-NMG Dist Stations-New	385.0	$ 36,300	$ -	$ -	$ -	$ -	$ -	$ -
4605	T624002298	0	Install Grounding Grid at Kolb Bio Gas	FP-NMG Transm Stations-New	369.0	$ -	$ -	$ -	$ -	$ -	$ -	$ -
4606	T624002299	0	Install Grounding Grid at DCP Artesia	FP-NMG Transm Stations-New	369.0	$ 49,143	$ -	$ -	$ -	$ -	$ -	$ -
4607	T624002300	0	Install Grounding Grid at TW Chavez	FP-NMG Transm Stations-New	369.0	$ -	$ -	$ -	$ -	$ -	$ -	$ -
4608	T624002301	0	Install Grounding Grid at EPNG Lusk	FP-NMG Transm Stations-New	369.0	$ -	$ -	$ -	$ -	$ -	$ -	$ -
4609	T624002302	0	Install Grounding Grid at Frontier Maljamar	FP-NMG Transm Stations-New	369.0	$ -	$ -	$ -	$ -	$ -	$ -	$ -
4610	T624002303	0	Install Grounding Grid at TW Thompson	FP-NMG Transm Stations-Replace	368.0	$ -	$ -	$ -	$ -	$ -	$ -	$ -
4611	T624002303	0	Install Grounding Grid at TW Thompson	FP-NMG Transm Stations-Replace	369.0	$ -	$ -	$ -	$ -	$ -	$ -	$ -
4612	T624002304	0	Install Grounding Grid at TW Monument	FP-NMG Transm Stations-Replace	368.0	$ -	$ -	$ -	$ -	$ -	$ -	$ -
4613	T624002304	0	Install Grounding Grid at TW Monument	FP-NMG Transm Stations-Replace	369.0	$ -	$ -	$ -	$ -	$ -	$ -	$ -
4614	T624002305	0	Install Odorizer Canopy at TW Dexter	FP-NMG Transm Stations-Replace	368.0	$ -	$ -	$ -	$ -	$ -	$ -	$ -
4615	T624002305	0	Install Odorizer Canopy at TW Dexter	FP-NMG Transm Stations-Replace	369.0	$ -	$ -	$ -	$ -	$ -	$ -	$ -
4616	T624002306	0	Install Canopy at TW Chavez	FP-NMG Transm Stations-Replace	368.0	$ -	$ -	$ -	$ -	$ -	$ -	$ -
4617	T624002306	0	Install Canopy at TW Chavez	FP-NMG Transm Stations-Replace	369.0	$ -	$ -	$ -	$ -	$ -	$ -	$ -
4618	T624002307	0	Install Odorizer Canopy at Kolb Bio Gas	FP-NMG Transm Stations-Replace	368.0	$ 4,534	$ -	$ -	$ -	$ -	$ -	$ -
4619	T624002307	0	Install Odorizer Canopy at Kolb Bio Gas	FP-NMG Transm Stations-Replace	369.0	$ 18,135	$ -	$ -	$ -	$ -	$ -	$ -
4620	T624002308	0	Install Odorizer Canopy at Sendero	FP-NMG Transm Stations-Replace	368.0	$ -	$ -	$ -	$ -	$ -	$ -	$ -
4621	T624002308	0	Install Odorizer Canopy at Sendero	FP-NMG Transm Stations-Replace	369.0	$ -	$ -	$ -	$ -	$ -	$ -	$ -
4622	T624002309	0	Install Lighting at Sendero	FP-NMG Transm Stations-Replace	368.0	$ -	$ -	$ -	$ -	$ -	$ -	$ -
4623	T624002309	0	Install Lighting at Sendero	FP-NMG Transm Stations-Replace	369.0	$ -	$ -	$ -	$ -	$ -	$ -	$ -
4624	T624002310	0	Install lighting at DCP Artesia	FP-NMG Transm Stations-Replace	368.0	$ -	$ 2,526	$ -	$ -	$ -	$ -	$ -
4625	T624002310	0	Install lighting at DCP Artesia	FP-NMG Transm Stations-Replace	369.0	$ -	$ 10,105	$ -	$ -	$ -	$ -	$ -
4626	T624002311	0	Install lighting at Artesia BS	FP-NMG Transm Stations-Replace	368.0	$ -	$ -	$ -	$ -	$ -	$ -	$ -
4627	T624002311	0	Install lighting at Artesia BS	FP-NMG Transm Stations-Replace	369.0	$ -	$ -	$ -	$ -	$ -	$ -	$ -
4628	T624002312	0	Install Lighting at Navajo Renewables	FP-NMG Transm Stations-Replace	368.0	$ -	$ -	$ -	$ -	$ -	$ -	$ -
4629	T624002312	0	Install Lighting at Navajo Renewables	FP-NMG Transm Stations-Replace	369.0	$ -	$ -	$ -	$ -	$ -	$ -	$ -
4630	T624002313	0	Install Lighting at Red Lake	FP-NMG Transm Stations-Replace	368.0	$ -	$ -	$ -	$ -	$ -	$ -	$ -
4631	T624002313	0	Install Lighting at Red Lake	FP-NMG Transm Stations-Replace	369.0	$ -	$ -	$ -	$ -	$ -	$ -	$ -
4632	T624002314	0	Install Lighting at TW Chavez	FP-NMG Transm Stations-Replace	368.0	$ -	$ -	$ -	$ -	$ -	$ -	$ -
4633	T624002314	0	Install Lighting at TW Chavez	FP-NMG Transm Stations-Replace	369.0	$ -	$ -	$ -	$ -	$ -	$ -	$ -
4634	T624002315	0	Install Lighting at TW Thompson	FP-NMG Transm Stations-Replace	368.0	$ -	$ -	$ -	$ -	$ -	$ -	$ -
4635	T624002315	0	Install Lighting at TW Thompson	FP-NMG Transm Stations-Replace	369.0	$ -	$ -	$ -	$ -	$ -	$ -	$ -
4636	T624002316	0	Install Lighting at Lea County Compressor	FP-NMG Transm Stations-Replace	368.0	$ -	$ -	$ -	$ -	$ -	$ -	$ -
4637	T624002316	0	Install Lighting at Lea County Compressor	FP-NMG Transm Stations-Replace	369.0	$ -	$ -	$ -	$ -	$ -	$ -	$ -
4638	T624002317	0	Install Lighting at Frontier Maljamar	FP-NMG Transm Stations-Replace	368.0	$ -	$ -	$ -	$ -	$ -	$ -	$ -
4639	T624002317	0	Install Lighting at Frontier Maljamar	FP-NMG Transm Stations-Replace	369.0	$ -	$ -	$ -	$ -	$ -	$ -	$ -
4640	T624002318	0	Install Lighting at Malaga/Pecos	FP-NMG Transm Stations-Replace	368.0	$ -	$ -	$ -	$ -	$ -	$ -	$ -
4641	T624002318	0	Install Lighting at Malaga/Pecos	FP-NMG Transm Stations-Replace	369.0	$ -	$ -	$ -	$ -	$ -	$ -	$ -
4642	660002319	0	Risk Based Replacement - NC - Calle Amanda	FP-NMG Dist Specific-Replace	376.1	$ -	$ -	$ -	$ -	$ -	$ -	$ -
4643	660002319	0	Risk Based Replacement - NC - Calle Amanda	FP-NMG Dist Specific-Replace	376.2	$ -	$ -	$ -	$ -	$ -	$ -	$ -
4644	660002319	0	Risk Based Replacement - NC - Calle Amanda	FP-NMG Dist Specific-Replace	376.4	$ -	$ -	$ -	$ -	$ -	$ -	$ -
4645	660002319	0	Risk Based Replacement - NC - Calle Amanda	FP-NMG Dist Specific-Replace	380.0	$ -	$ -	$ -	$ -	$ -	$ -	$ -
4646	T624002320	0	Install Lighting at Lovington South BS	FP-NMG Transm Stations-Replace	368.0	$ -	$ -	$ -	$ -	$ -	$ -	$ -
4647	T624002320	0	Install Lighting at Lovington South BS	FP-NMG Transm Stations-Replace	369.0	$ -	$ -	$ -	$ -	$ -	$ -	$ -
4648	T624002321	0	Install Lighting at Lovington North Border Station	FP-NMG Transm Stations-Replace	368.0	$ -	$ -	$ -	$ -	$ -	$ -	$ -
4649	T624002321	0	Install Lighting at Lovington North Border Station	FP-NMG Transm Stations-Replace	369.0	$ -	$ -	$ -	$ -	$ -	$ -	$ -
4650	T624002322	0	Install Lighting at Carlsbad East BS	FP-NMG Transm Stations-Replace	368.0	$ -	$ -	$ -	$ -	$ -	$ -	$ -
4651	T624002322	0	Install Lighting at Carlsbad East BS	FP-NMG Transm Stations-Replace	369.0	$ -	$ -	$ -	$ -	$ -	$ -	$ -

Sponsored by NMGC Witness Erik C. Buchanan

WP Plant 2 Clearings

NEW MEXICO GAS COMPANY, INC.

Plant Gross Activity
Base Period - 12 Months Ending March 31, 2023
Future Test Year - 12 Months Ending September 30, 2025

	A	B	C	D	E	AB	AC	AD	AE	AF	AG	AH	AI
3	Investment Number	FP Number	Investment Name	FP Type	FERC Account	2/28/2025	3/31/2025	4/30/2025	5/31/2025	6/30/2025	7/31/2025	8/31/2025	9/30/2025
4596	T624002292	0	Enterprise Compressor Fuel Gas Meter and Regulator Station	FP-NMG Transm Specifics-New	369.0	$ -	$ -	$ -	$ -	$ -	$ -	$ -	$ -
4597	622002293	0	Yucca Subdivision Phases 3 & 4	FP-NMG Dist Mains-New	376.2	$ -	$ -	$ -	$ -	$ -	$ -	$ -	$ -
4598	T624002294	0	Install Grounding Grid for Navajo Renewables	FP-NMG Transm Stations-New	369.0	$ -	$ -	$ -	$ -	$ -	$ -	$ -	$ -
4599	601002295	0	Gas Supply Remodel - Facilities	FP-NMG Office Furn & Equip	391.2	$ -	$ -	$ -	$ -	$ -	$ -	$ -	$ -
4600	601002295	0	Gas Supply Remodel - Facilities	FP-NMG Office Furn & Equip	397.0	$ -	$ -	$ -	$ -	$ -	$ -	$ -	$ -
4601	601002295	0	Gas Supply Remodel - Facilities	FP-NMG Office Furn & Equip	398.0	$ -	$ -	$ -	$ -	$ -	$ -	$ -	$ -
4602	T624002296	0	Install Grounding Grid for Sendero	FP-NMG Transm Stations-New	369.0	$ -	$ -	$ -	$ -	$ -	$ 50,745	$ -	$ -
4603	T624002297	0	Install Grounding Grid at TW Dexter	FP-NMG Dist Stations-New	378.0	$ -	$ -	$ -	$ -	$ -	$ -	$ -	$ -
4604	T624002297	0	Install Grounding Grid at TW Dexter	FP-NMG Dist Stations-New	385.0	$ -	$ -	$ -	$ -	$ -	$ -	$ -	$ -
4605	T624002298	0	Install Grounding Grid at Kolb Bio Gas	FP-NMG Transm Stations-New	369.0	$ -	$ -	$ -	$ -	$ -	$ -	$ -	$ -
4606	T624002299	0	Install Grounding Grid at DCP Artesia	FP-NMG Transm Stations-New	369.0	$ -	$ -	$ -	$ -	$ -	$ -	$ -	$ -
4607	T624002300	0	Install Grounding Grid at TW Chavez	FP-NMG Transm Stations-New	369.0	$ -	$ -	$ -	$ -	$ -	$ -	$ -	$ -
4608	T624002301	0	Install Grounding Grid at EPNG Lusk	FP-NMG Transm Stations-New	369.0	$ -	$ -	$ -	$ -	$ -	$ -	$ -	$ -
4609	T624002302	0	Install Grounding Grid at Frontier Maljamar	FP-NMG Transm Stations-New	369.0	$ -	$ -	$ -	$ -	$ -	$ -	$ -	$ -
4610	T624002303	0	Install Grounding Grid at TW Thompson	FP-NMG Transm Stations-Replace	368.0	$ -	$ -	$ -	$ -	$ -	$ 10,003	$ -	$ -
4611	T624002303	0	Install Grounding Grid at TW Thompson	FP-NMG Transm Stations-Replace	369.0	$ -	$ -	$ -	$ -	$ -	$ 40,012	$ -	$ -
4612	T624002304	0	Install Grounding Grid at TW Monument	FP-NMG Transm Stations-Replace	368.0	$ -	$ -	$ -	$ -	$ -	$ 10,006	$ -	$ -
4613	T624002304	0	Install Grounding Grid at TW Monument	FP-NMG Transm Stations-Replace	369.0	$ -	$ -	$ -	$ -	$ -	$ 40,023	$ -	$ -
4614	T624002305	0	Install Odorizer Canopy at TW Dexter	FP-NMG Transm Stations-Replace	368.0	$ -	$ -	$ -	$ -	$ -	$ -	$ -	$ -
4615	T624002305	0	Install Odorizer Canopy at TW Dexter	FP-NMG Transm Stations-Replace	369.0	$ -	$ -	$ -	$ -	$ -	$ -	$ -	$ -
4616	T624002306	0	Install Canopy at TW Chavez	FP-NMG Transm Stations-Replace	368.0	$ -	$ -	$ -	$ -	$ -	$ -	$ -	$ -
4617	T624002306	0	Install Canopy at TW Chavez	FP-NMG Transm Stations-Replace	369.0	$ -	$ -	$ -	$ -	$ -	$ -	$ -	$ -
4618	T624002307	0	Install Odorizer Canopy at Kolb Bio Gas	FP-NMG Transm Stations-Replace	368.0	$ -	$ -	$ -	$ -	$ -	$ -	$ -	$ -
4619	T624002307	0	Install Odorizer Canopy at Kolb Bio Gas	FP-NMG Transm Stations-Replace	369.0	$ -	$ -	$ -	$ -	$ -	$ -	$ -	$ -
4620	T624002308	0	Install Odorizer Canopy at Sendero	FP-NMG Transm Stations-Replace	368.0	$ -	$ -	$ -	$ -	$ -	$ -	$ -	$ -
4621	T624002308	0	Install Odorizer Canopy at Sendero	FP-NMG Transm Stations-Replace	369.0	$ -	$ -	$ -	$ -	$ -	$ -	$ -	$ -
4622	T624002309	0	Install Lighting at Sendero	FP-NMG Transm Stations-Replace	368.0	$ -	$ -	$ -	$ -	$ -	$ -	$ -	$ -
4623	T624002309	0	Install Lighting at Sendero	FP-NMG Transm Stations-Replace	369.0	$ -	$ -	$ -	$ -	$ -	$ -	$ -	$ -
4624	T624002310	0	Install lighting at DCP Artesia	FP-NMG Transm Stations-Replace	368.0	$ -	$ -	$ -	$ -	$ -	$ -	$ -	$ -
4625	T624002310	0	Install lighting at DCP Artesia	FP-NMG Transm Stations-Replace	369.0	$ -	$ -	$ -	$ -	$ -	$ -	$ -	$ -
4626	T624002311	0	Install lighting at Artesia BS	FP-NMG Transm Stations-Replace	368.0	$ -	$ -	$ -	$ -	$ -	$ -	$ -	$ -
4627	T624002311	0	Install lighting at Artesia BS	FP-NMG Transm Stations-Replace	369.0	$ -	$ -	$ -	$ -	$ -	$ -	$ -	$ -
4628	T624002312	0	Install Lighting at Navajo Renewables	FP-NMG Transm Stations-Replace	368.0	$ -	$ -	$ -	$ -	$ -	$ -	$ -	$ -
4629	T624002312	0	Install Lighting at Navajo Renewables	FP-NMG Transm Stations-Replace	369.0	$ -	$ -	$ -	$ -	$ -	$ -	$ -	$ -
4630	T624002313	0	Install Lighting at Red Lake	FP-NMG Transm Stations-Replace	368.0	$ -	$ -	$ -	$ -	$ -	$ -	$ -	$ -
4631	T624002313	0	Install Lighting at Red Lake	FP-NMG Transm Stations-Replace	369.0	$ -	$ -	$ -	$ -	$ -	$ -	$ -	$ -
4632	T624002314	0	Install Lighting at TW Chavez	FP-NMG Transm Stations-Replace	368.0	$ -	$ -	$ -	$ -	$ -	$ -	$ -	$ -
4633	T624002314	0	Install Lighting at TW Chavez	FP-NMG Transm Stations-Replace	369.0	$ -	$ -	$ -	$ -	$ -	$ -	$ -	$ -
4634	T624002315	0	Install Lighting at TW Thompson	FP-NMG Transm Stations-Replace	368.0	$ -	$ -	$ -	$ -	$ -	$ -	$ -	$ -
4635	T624002315	0	Install Lighting at TW Thompson	FP-NMG Transm Stations-Replace	369.0	$ -	$ -	$ -	$ -	$ -	$ -	$ -	$ -
4636	T624002316	0	Install Lighting at Lea County Compressor	FP-NMG Transm Stations-Replace	368.0	$ -	$ -	$ -	$ -	$ -	$ -	$ 2,496	$ -
4637	T624002316	0	Install Lighting at Lea County Compressor	FP-NMG Transm Stations-Replace	369.0	$ -	$ -	$ -	$ -	$ -	$ -	$ 9,986	$ -
4638	T624002317	0	Install Lighting at Frontier Maljamar	FP-NMG Transm Stations-Replace	368.0	$ -	$ -	$ -	$ -	$ -	$ -	$ -	$ -
4639	T624002317	0	Install Lighting at Frontier Maljamar	FP-NMG Transm Stations-Replace	369.0	$ -	$ -	$ -	$ -	$ -	$ -	$ -	$ -
4640	T624002318	0	Install Lighting at Malaga/Pecos	FP-NMG Transm Stations-Replace	368.0	$ -	$ -	$ -	$ -	$ -	$ -	$ -	$ -
4641	T624002318	0	Install Lighting at Malaga/Pecos	FP-NMG Transm Stations-Replace	369.0	$ -	$ -	$ -	$ -	$ -	$ -	$ -	$ -
4642	660002319	0	Risk Based Replacement - NC - Calle Amanda	FP-NMG Dist Specific-Replace	376.1	$ -	$ -	$ -	$ -	$ -	$ -	$ 15,360	$ -
4643	660002319	0	Risk Based Replacement - NC - Calle Amanda	FP-NMG Dist Specific-Replace	376.2	$ -	$ -	$ -	$ -	$ -	$ -	$ 107,517	$ -
4644	660002319	0	Risk Based Replacement - NC - Calle Amanda	FP-NMG Dist Specific-Replace	376.4	$ -	$ -	$ -	$ -	$ -	$ -	$ 7,680	$ -
4645	660002319	0	Risk Based Replacement - NC - Calle Amanda	FP-NMG Dist Specific-Replace	380.0	$ -	$ -	$ -	$ -	$ -	$ -	$ 23,039	$ -
4646	T624002320	0	Install Lighting at Lovington South BS	FP-NMG Transm Stations-Replace	368.0	$ -	$ -	$ -	$ -	$ -	$ -	$ -	$ -
4647	T624002320	0	Install Lighting at Lovington South BS	FP-NMG Transm Stations-Replace	369.0	$ -	$ -	$ -	$ -	$ -	$ -	$ -	$ -
4648	T624002321	0	Install Lighting at Lovington North Border Station	FP-NMG Transm Stations-Replace	368.0	$ -	$ -	$ -	$ -	$ -	$ -	$ -	$ -
4649	T624002321	0	Install Lighting at Lovington North Border Station	FP-NMG Transm Stations-Replace	369.0	$ -	$ -	$ -	$ -	$ -	$ -	$ -	$ -
4650	T624002322	0	Install Lighting at Carlsbad East BS	FP-NMG Transm Stations-Replace	368.0	$ -	$ -	$ -	$ -	$ -	$ -	$ -	$ -
4651	T624002322	0	Install Lighting at Carlsbad East BS	FP-NMG Transm Stations-Replace	369.0	$ -	$ -	$ -	$ -	$ -	$ -	$ -	$ -

NEW MEXICO GAS COMPANY, INC.

Plant Gross Activity
Base Period - 12 Months Ending March 31, 2023
Future Test Year - 12 Months Ending September 30, 2025

	A	B	C	D	E	F	G	H	I	J	K	L
3	Investment Number	FP Number	Investment Name	FP Type	FERC Account	4/30/2023	5/31/2023	6/30/2023	7/31/2023	8/31/2023	9/30/2023	10/31/2023
4652	T624002323	0	Install Lighting at Carlsbad North BS	FP-NMG Transm Stations-Replace	368.0	$ -	$ -	$ -	$ -	$ -	$ -	$ -
4653	T624002323	0	Install Lighting at Carlsbad North BS	FP-NMG Transm Stations-Replace	369.0	$ -	$ -	$ -	$ -	$ -	$ -	$ -
4654	622002324	0	Risk Based Replacement - SW - Morrison Rd	FP-NMG Dist Specific-Replace	376.1	$ -	$ -	$ -	$ -	$ -	$ -	$ -
4655	622002324	0	Risk Based Replacement - SW - Morrison Rd	FP-NMG Dist Specific-Replace	376.2	$ -	$ -	$ -	$ -	$ -	$ -	$ -
4656	622002324	0	Risk Based Replacement - SW - Morrison Rd	FP-NMG Dist Specific-Replace	376.4	$ -	$ -	$ -	$ -	$ -	$ -	$ -
4657	622002324	0	Risk Based Replacement - SW - Morrison Rd	FP-NMG Dist Specific-Replace	380.0	$ -	$ -	$ -	$ -	$ -	$ -	$ -
4658	622002325	0	Risk Based Replacement - SW - Davis St	FP-NMG Dist Specific-Replace	376.1	$ -	$ -	$ -	$ -	$ -	$ -	$ -
4659	622002325	0	Risk Based Replacement - SW - Davis St	FP-NMG Dist Specific-Replace	376.2	$ -	$ -	$ -	$ -	$ -	$ -	$ -
4660	622002325	0	Risk Based Replacement - SW - Davis St	FP-NMG Dist Specific-Replace	376.4	$ -	$ -	$ -	$ -	$ -	$ -	$ -
4661	622002325	0	Risk Based Replacement - SW - Davis St	FP-NMG Dist Specific-Replace	380.0	$ -	$ -	$ -	$ -	$ -	$ -	$ -
4662	629002326	0	Risk Based Replacement - SE - Sunset Ave Alley	FP-NMG Dist Specific-Replace	376.1	$ -	$ -	$ -	$ -	$ -	$ -	$ -
4663	629002326	0	Risk Based Replacement - SE - Sunset Ave Alley	FP-NMG Dist Specific-Replace	376.2	$ -	$ -	$ -	$ -	$ -	$ -	$ -
4664	629002326	0	Risk Based Replacement - SE - Sunset Ave Alley	FP-NMG Dist Specific-Replace	376.4	$ -	$ -	$ -	$ -	$ -	$ -	$ -
4665	629002326	0	Risk Based Replacement - SE - Sunset Ave Alley	FP-NMG Dist Specific-Replace	380.0	$ -	$ -	$ -	$ -	$ -	$ -	$ -
4666	660002327	0	Risk Based Replacement - NC - Avenida Linda	FP-NMG Dist Specific-Replace	376.1	$ -	$ -	$ -	$ -	$ -	$ -	$ -
4667	660002327	0	Risk Based Replacement - NC - Avenida Linda	FP-NMG Dist Specific-Replace	376.2	$ -	$ -	$ -	$ -	$ -	$ -	$ -
4668	660002327	0	Risk Based Replacement - NC - Avenida Linda	FP-NMG Dist Specific-Replace	376.4	$ -	$ -	$ -	$ -	$ -	$ -	$ -
4669	660002327	0	Risk Based Replacement - NC - Avenida Linda	FP-NMG Dist Specific-Replace	380.0	$ -	$ -	$ -	$ -	$ -	$ -	$ -
4670	T624002328	0	Install Lighting at Roswell BS #1	FP-NMG Transm Stations-Replace	368.0	$ -	$ -	$ -	$ -	$ -	$ -	$ -
4671	T624002328	0	Install Lighting at Roswell BS #1	FP-NMG Transm Stations-Replace	369.0	$ -	$ -	$ -	$ -	$ -	$ -	$ -
4672	T624002329	0	Install Lighting at Roswell BS #2	FP-NMG Transm Stations-Replace	368.0	$ -	$ -	$ -	$ -	$ -	$ -	$ -
4673	T624002329	0	Install Lighting at Roswell BS #2	FP-NMG Transm Stations-Replace	369.0	$ -	$ -	$ -	$ -	$ -	$ -	$ -
4674	660002330	0	Risk Based Replacement - NC - Araphoe Rd	FP-NMG Dist Services-Replace	380.0	$ -	$ -	$ -	$ -	$ -	$ -	$ -
4675	660002330	0	Risk Based Replacement - NC - Araphoe Rd	FP-NMG Dist Services-Replace	380.1	$ -	$ -	$ -	$ -	$ -	$ -	$ -
4676	626002331	0	Risk Based Replacement - E - Plaza Rd	FP-NMG Dist Specific-Replace	376.1	$ -	$ -	$ -	$ -	$ -	$ -	$ -
4677	626002331	0	Risk Based Replacement - E - Plaza Rd	FP-NMG Dist Specific-Replace	376.2	$ -	$ -	$ -	$ -	$ -	$ -	$ -
4678	626002331	0	Risk Based Replacement - E - Plaza Rd	FP-NMG Dist Specific-Replace	376.4	$ -	$ -	$ -	$ -	$ -	$ -	$ -
4679	626002331	0	Risk Based Replacement - E - Plaza Rd	FP-NMG Dist Specific-Replace	380.0	$ -	$ -	$ -	$ -	$ -	$ -	$ -
4680	629002332	TEMP	PE Legacy Replacement - SE - Pontiac Dr Alley	FP-NMG Dist Specific-Replace	376.1	$ -	$ -	$ -	$ -	$ -	$ -	$ -
4681	629002332	TEMP	PE Legacy Replacement - SE - Pontiac Dr Alley	FP-NMG Dist Specific-Replace	376.2	$ -	$ -	$ -	$ -	$ -	$ -	$ -
4682	629002332	TEMP	PE Legacy Replacement - SE - Pontiac Dr Alley	FP-NMG Dist Specific-Replace	376.4	$ -	$ -	$ -	$ -	$ -	$ -	$ -
4683	629002332	TEMP	PE Legacy Replacement - SE - Pontiac Dr Alley	FP-NMG Dist Specific-Replace	380.0	$ -	$ -	$ -	$ -	$ -	$ -	$ -
4684	629002333	TEMP	PE Legacy Replacement - SE - S Lea Ave Alley	FP-NMG Dist Specific-Replace	376.1	$ -	$ -	$ -	$ -	$ -	$ -	$ -
4685	629002333	TEMP	PE Legacy Replacement - SE - S Lea Ave Alley	FP-NMG Dist Specific-Replace	376.2	$ -	$ -	$ -	$ -	$ -	$ -	$ -
4686	629002333	TEMP	PE Legacy Replacement - SE - S Lea Ave Alley	FP-NMG Dist Specific-Replace	376.4	$ -	$ -	$ -	$ -	$ -	$ -	$ -
4687	629002333	TEMP	PE Legacy Replacement - SE - S Lea Ave Alley	FP-NMG Dist Specific-Replace	380.0	$ -	$ -	$ -	$ -	$ -	$ -	$ -
4688	629002334	TEMP	PE Legacy Replacement -SE - S Wyoming Ave	FP-NMG Dist Specific-Replace	376.1	$ -	$ -	$ -	$ -	$ -	$ -	$ -
4689	629002334	TEMP	PE Legacy Replacement -SE - S Wyoming Ave	FP-NMG Dist Specific-Replace	376.2	$ -	$ -	$ -	$ -	$ -	$ -	$ -
4690	629002334	TEMP	PE Legacy Replacement -SE - S Wyoming Ave	FP-NMG Dist Specific-Replace	376.4	$ -	$ -	$ -	$ -	$ -	$ -	$ -
4691	629002334	TEMP	PE Legacy Replacement -SE - S Wyoming Ave	FP-NMG Dist Specific-Replace	380.0	$ -	$ -	$ -	$ -	$ -	$ -	$ -
4692	680002335	TEMP	PE Legacy Replacement - NW - N Lincoln Ave	FP-NMG Dist Specific-Replace	376.1	$ -	$ -	$ -	$ -	$ -	$ -	$ -
4693	680002335	TEMP	PE Legacy Replacement - NW - N Lincoln Ave	FP-NMG Dist Specific-Replace	376.2	$ -	$ -	$ -	$ -	$ -	$ -	$ -
4694	680002335	TEMP	PE Legacy Replacement - NW - N Lincoln Ave	FP-NMG Dist Specific-Replace	376.4	$ -	$ -	$ -	$ -	$ -	$ -	$ -
4695	680002335	TEMP	PE Legacy Replacement - NW - N Lincoln Ave	FP-NMG Dist Specific-Replace	380.0	$ -	$ -	$ -	$ -	$ -	$ -	$ -
4696	680002336	TEMP	PE Legacy Replacement - NW - Farmview LN	FP-NMG Dist Services-Replace	380.0	$ -	$ -	$ -	$ -	$ -	$ -	$ -
4697	680002336	TEMP	PE Legacy Replacement - NW - Farmview LN	FP-NMG Dist Services-Replace	380.1	$ -	$ -	$ -	$ -	$ -	$ -	$ -
4698	621002337	TEMP	PE Legacy Replacement - SW - Patton LN	FP-NMG Dist Specific-Replace	376.1	$ -	$ -	$ -	$ -	$ -	$ -	$ -
4699	621002337	TEMP	PE Legacy Replacement - SW - Patton LN	FP-NMG Dist Specific-Replace	376.2	$ -	$ -	$ -	$ -	$ -	$ -	$ -
4700	621002337	TEMP	PE Legacy Replacement - SW - Patton LN	FP-NMG Dist Specific-Replace	376.4	$ -	$ -	$ -	$ -	$ -	$ -	$ -
4701	621002337	TEMP	PE Legacy Replacement - SW - Patton LN	FP-NMG Dist Specific-Replace	380.0	$ -	$ -	$ -	$ -	$ -	$ -	$ -
4702	621002338	TEMP	PE Legacy Replacement - SW - Eagle Dr	FP-NMG Dist Specific-Replace	376.1	$ -	$ -	$ -	$ -	$ -	$ -	$ -
4703	621002338	TEMP	PE Legacy Replacement - SW - Eagle Dr	FP-NMG Dist Specific-Replace	376.2	$ -	$ -	$ -	$ -	$ -	$ -	$ -
4704	621002338	TEMP	PE Legacy Replacement - SW - Eagle Dr	FP-NMG Dist Specific-Replace	376.4	$ -	$ -	$ -	$ -	$ -	$ -	$ -
4705	621002338	TEMP	PE Legacy Replacement - SW - Eagle Dr	FP-NMG Dist Specific-Replace	380.0	$ -	$ -	$ -	$ -	$ -	$ -	$ -
4706	626002339	TEMP	PE Legacy Replacement - E - N Oak St	FP-NMG Dist Specific-Replace	376.1	$ -	$ -	$ -	$ -	$ -	$ -	$ -
4707	626002339	TEMP	PE Legacy Replacement - E - N Oak St	FP-NMG Dist Specific-Replace	376.2	$ -	$ -	$ -	$ -	$ -	$ -	$ -

NEW MEXICO GAS COMPANY, INC.

Plant Gross Activity
Base Period - 12 Months Ending March 31, 2023
Future Test Year - 12 Months Ending September 30, 2025

	A	B	C	D	E	M	N	O	P	Q	R	S	T
3	Investment Number	FP Number	Investment Name	FP Type	FERC Account	11/30/2023	12/31/2023	1/31/2024	2/29/2024	3/31/2024	4/30/2024	5/31/2024	6/30/2024
4652	T624002323	0	Install Lighting at Carlsbad North BS	FP-NMG Transm Stations-Replace	368.0	$ -	$ -	$ -	$ -	$ -	$ -	$ -	$ -
4653	T624002323	0	Install Lighting at Carlsbad North BS	FP-NMG Transm Stations-Replace	369.0	$ -	$ -	$ -	$ -	$ -	$ -	$ -	$ -
4654	622002324	0	Risk Based Replacement - SW - Morrison Rd	FP-NMG Dist Specific-Replace	376.1	$ -	$ -	$ -	$ -	$ -	$ -	$ -	$ -
4655	622002324	0	Risk Based Replacement - SW - Morrison Rd	FP-NMG Dist Specific-Replace	376.2	$ -	$ -	$ -	$ -	$ -	$ -	$ -	$ -
4656	622002324	0	Risk Based Replacement - SW - Morrison Rd	FP-NMG Dist Specific-Replace	376.4	$ -	$ -	$ -	$ -	$ -	$ -	$ -	$ -
4657	622002324	0	Risk Based Replacement - SW - Morrison Rd	FP-NMG Dist Specific-Replace	380.0	$ -	$ -	$ -	$ -	$ -	$ -	$ -	$ -
4658	622002325	0	Risk Based Replacement - SW - Davis St	FP-NMG Dist Specific-Replace	376.1	$ -	$ -	$ -	$ -	$ -	$ -	$ -	$ -
4659	622002325	0	Risk Based Replacement - SW - Davis St	FP-NMG Dist Specific-Replace	376.2	$ -	$ -	$ -	$ -	$ -	$ -	$ -	$ -
4660	622002325	0	Risk Based Replacement - SW - Davis St	FP-NMG Dist Specific-Replace	376.4	$ -	$ -	$ -	$ -	$ -	$ -	$ -	$ -
4661	622002325	0	Risk Based Replacement - SW - Davis St	FP-NMG Dist Specific-Replace	380.0	$ -	$ -	$ -	$ -	$ -	$ -	$ -	$ -
4662	629002326	0	Risk Based Replacement - SE - Sunset Ave Alley	FP-NMG Dist Specific-Replace	376.1	$ -	$ -	$ -	$ -	$ -	$ -	$ -	$ -
4663	629002326	0	Risk Based Replacement - SE - Sunset Ave Alley	FP-NMG Dist Specific-Replace	376.2	$ -	$ -	$ -	$ -	$ -	$ -	$ -	$ -
4664	629002326	0	Risk Based Replacement - SE - Sunset Ave Alley	FP-NMG Dist Specific-Replace	376.4	$ -	$ -	$ -	$ -	$ -	$ -	$ -	$ -
4665	629002326	0	Risk Based Replacement - SE - Sunset Ave Alley	FP-NMG Dist Specific-Replace	380.0	$ -	$ -	$ -	$ -	$ -	$ -	$ -	$ -
4666	660002327	0	Risk Based Replacement - NC - Avenida Linda	FP-NMG Dist Specific-Replace	376.1	$ -	$ -	$ -	$ -	$ -	$ -	$ -	$ -
4667	660002327	0	Risk Based Replacement - NC - Avenida Linda	FP-NMG Dist Specific-Replace	376.2	$ -	$ -	$ -	$ -	$ -	$ -	$ -	$ -
4668	660002327	0	Risk Based Replacement - NC - Avenida Linda	FP-NMG Dist Specific-Replace	376.4	$ -	$ -	$ -	$ -	$ -	$ -	$ -	$ -
4669	660002327	0	Risk Based Replacement - NC - Avenida Linda	FP-NMG Dist Specific-Replace	380.0	$ -	$ -	$ -	$ -	$ -	$ -	$ -	$ -
4670	T624002328	0	Install Lighting at Roswell BS #1	FP-NMG Transm Stations-Replace	368.0	$ -	$ -	$ -	$ -	$ -	$ -	$ -	$ -
4671	T624002328	0	Install Lighting at Roswell BS #1	FP-NMG Transm Stations-Replace	369.0	$ -	$ -	$ -	$ -	$ -	$ -	$ -	$ -
4672	T624002329	0	Install Lighting at Roswell BS #2	FP-NMG Transm Stations-Replace	368.0	$ -	$ -	$ -	$ -	$ -	$ -	$ -	$ -
4673	T624002329	0	Install Lighting at Roswell BS #2	FP-NMG Transm Stations-Replace	369.0	$ -	$ -	$ -	$ -	$ -	$ -	$ -	$ -
4674	660002330	0	Risk Based Replacement - NC - Araphoe Rd	FP-NMG Dist Services-Replace	380.0	$ -	$ -	$ -	$ -	$ -	$ -	$ -	$ -
4675	660002330	0	Risk Based Replacement - NC - Araphoe Rd	FP-NMG Dist Services-Replace	380.1	$ -	$ -	$ -	$ -	$ -	$ -	$ -	$ -
4676	626002331	0	Risk Based Replacement - E - Plaza Rd	FP-NMG Dist Specific-Replace	376.1	$ -	$ -	$ -	$ -	$ -	$ -	$ -	$ -
4677	626002331	0	Risk Based Replacement - E - Plaza Rd	FP-NMG Dist Specific-Replace	376.2	$ -	$ -	$ -	$ -	$ -	$ -	$ -	$ -
4678	626002331	0	Risk Based Replacement - E - Plaza Rd	FP-NMG Dist Specific-Replace	376.4	$ -	$ -	$ -	$ -	$ -	$ -	$ -	$ -
4679	626002331	0	Risk Based Replacement - E - Plaza Rd	FP-NMG Dist Specific-Replace	380.0	$ -	$ -	$ -	$ -	$ -	$ -	$ -	$ -
4680	629002332	TEMP	PE Legacy Replacement - SE - Pontiac Dr Alley	FP-NMG Dist Specific-Replace	376.1	$ -	$ -	$ -	$ -	$ -	$ -	$ -	$ -
4681	629002332	TEMP	PE Legacy Replacement - SE - Pontiac Dr Alley	FP-NMG Dist Specific-Replace	376.2	$ -	$ -	$ -	$ -	$ -	$ -	$ -	$ -
4682	629002332	TEMP	PE Legacy Replacement - SE - Pontiac Dr Alley	FP-NMG Dist Specific-Replace	376.4	$ -	$ -	$ -	$ -	$ -	$ -	$ -	$ -
4683	629002332	TEMP	PE Legacy Replacement - SE - Pontiac Dr Alley	FP-NMG Dist Specific-Replace	380.0	$ -	$ -	$ -	$ -	$ -	$ -	$ -	$ -
4684	629002333	TEMP	PE Legacy Replacement - SE - S Lea Ave Alley	FP-NMG Dist Specific-Replace	376.1	$ -	$ -	$ -	$ -	$ -	$ -	$ -	$ -
4685	629002333	TEMP	PE Legacy Replacement - SE - S Lea Ave Alley	FP-NMG Dist Specific-Replace	376.2	$ -	$ -	$ -	$ -	$ -	$ -	$ -	$ -
4686	629002333	TEMP	PE Legacy Replacement - SE - S Lea Ave Alley	FP-NMG Dist Specific-Replace	376.4	$ -	$ -	$ -	$ -	$ -	$ -	$ -	$ -
4687	629002333	TEMP	PE Legacy Replacement - SE - S Lea Ave Alley	FP-NMG Dist Specific-Replace	380.0	$ -	$ -	$ -	$ -	$ -	$ -	$ -	$ -
4688	629002334	TEMP	PE Legacy Replacement -SE - S Wyoming Ave	FP-NMG Dist Specific-Replace	376.1	$ -	$ -	$ -	$ -	$ -	$ -	$ -	$ -
4689	629002334	TEMP	PE Legacy Replacement -SE - S Wyoming Ave	FP-NMG Dist Specific-Replace	376.2	$ -	$ -	$ -	$ -	$ -	$ -	$ -	$ -
4690	629002334	TEMP	PE Legacy Replacement -SE - S Wyoming Ave	FP-NMG Dist Specific-Replace	376.4	$ -	$ -	$ -	$ -	$ -	$ -	$ -	$ -
4691	629002334	TEMP	PE Legacy Replacement -SE - S Wyoming Ave	FP-NMG Dist Specific-Replace	380.0	$ -	$ -	$ -	$ -	$ -	$ -	$ -	$ -
4692	680002335	TEMP	PE Legacy Replacement - NW - N Lincoln Ave	FP-NMG Dist Specific-Replace	376.1	$ -	$ -	$ -	$ -	$ -	$ -	$ -	$ -
4693	680002335	TEMP	PE Legacy Replacement - NW - N Lincoln Ave	FP-NMG Dist Specific-Replace	376.2	$ -	$ -	$ -	$ -	$ -	$ -	$ -	$ -
4694	680002335	TEMP	PE Legacy Replacement - NW - N Lincoln Ave	FP-NMG Dist Specific-Replace	376.4	$ -	$ -	$ -	$ -	$ -	$ -	$ -	$ -
4695	680002335	TEMP	PE Legacy Replacement - NW - N Lincoln Ave	FP-NMG Dist Specific-Replace	380.0	$ -	$ -	$ -	$ -	$ -	$ -	$ -	$ -
4696	680002336	TEMP	PE Legacy Replacement - NW - Farmview LN	FP-NMG Dist Services-Replace	380.0	$ -	$ -	$ -	$ -	$ -	$ -	$ -	$ -
4697	680002336	TEMP	PE Legacy Replacement - NW - Farmview LN	FP-NMG Dist Services-Replace	380.1	$ -	$ -	$ -	$ -	$ -	$ -	$ -	$ -
4698	621002337	TEMP	PE Legacy Replacement - SW - Patton LN	FP-NMG Dist Specific-Replace	376.1	$ -	$ -	$ -	$ -	$ -	$ -	$ -	$ -
4699	621002337	TEMP	PE Legacy Replacement - SW - Patton LN	FP-NMG Dist Specific-Replace	376.2	$ -	$ -	$ -	$ -	$ -	$ -	$ -	$ -
4700	621002337	TEMP	PE Legacy Replacement - SW - Patton LN	FP-NMG Dist Specific-Replace	376.4	$ -	$ -	$ -	$ -	$ -	$ -	$ -	$ -
4701	621002337	TEMP	PE Legacy Replacement - SW - Patton LN	FP-NMG Dist Specific-Replace	380.0	$ -	$ -	$ -	$ -	$ -	$ -	$ -	$ -
4702	621002338	TEMP	PE Legacy Replacement - SW - Eagle Dr	FP-NMG Dist Specific-Replace	376.1	$ -	$ -	$ -	$ -	$ -	$ -	$ -	$ -
4703	621002338	TEMP	PE Legacy Replacement - SW - Eagle Dr	FP-NMG Dist Specific-Replace	376.2	$ -	$ -	$ -	$ -	$ -	$ -	$ -	$ -
4704	621002338	TEMP	PE Legacy Replacement - SW - Eagle Dr	FP-NMG Dist Specific-Replace	376.4	$ -	$ -	$ -	$ -	$ -	$ -	$ -	$ -
4705	621002338	TEMP	PE Legacy Replacement - SW - Eagle Dr	FP-NMG Dist Specific-Replace	380.0	$ -	$ -	$ -	$ -	$ -	$ -	$ -	$ -
4706	626002339	TEMP	PE Legacy Replacement - E - N Oak St	FP-NMG Dist Specific-Replace	376.1	$ -	$ -	$ -	$ -	$ -	$ -	$ -	$ -
4707	626002339	TEMP	PE Legacy Replacement - E - N Oak St	FP-NMG Dist Specific-Replace	376.2	$ -	$ -	$ -	$ -	$ -	$ -	$ -	$ -

NEW MEXICO GAS COMPANY, INC.

Plant Gross Activity
Base Period - 12 Months Ending March 31, 2023
Future Test Year - 12 Months Ending September 30, 2025

	A	B	C	D	E	U	V	W	X	Y	Z	AA
3	Investment Number	FP Number	Investment Name	FP Type	FERC Account	7/31/2024	8/31/2024	9/30/2024	10/31/2024	11/30/2024	12/31/2024	1/31/2025
4652	T624002323	0	Install Lighting at Carlsbad North BS	FP-NMG Transm Stations-Replace	368.0	$ -	$ -	$ -	$ -	$ -	$ -	$ -
4653	T624002323	0	Install Lighting at Carlsbad North BS	FP-NMG Transm Stations-Replace	369.0	$ -	$ -	$ -	$ -	$ -	$ -	$ -
4654	622002324	0	Risk Based Replacement - SW - Morrison Rd	FP-NMG Dist Specific-Replace	376.1	$ -	$ -	$ -	$ -	$ -	$ -	$ -
4655	622002324	0	Risk Based Replacement - SW - Morrison Rd	FP-NMG Dist Specific-Replace	376.2	$ -	$ -	$ -	$ -	$ -	$ -	$ -
4656	622002324	0	Risk Based Replacement - SW - Morrison Rd	FP-NMG Dist Specific-Replace	376.4	$ -	$ -	$ -	$ -	$ -	$ -	$ -
4657	622002324	0	Risk Based Replacement - SW - Morrison Rd	FP-NMG Dist Specific-Replace	380.0	$ -	$ -	$ -	$ -	$ -	$ -	$ -
4658	622002325	0	Risk Based Replacement - SW - Davis St	FP-NMG Dist Specific-Replace	376.1	$ -	$ -	$ -	$ -	$ -	$ -	$ -
4659	622002325	0	Risk Based Replacement - SW - Davis St	FP-NMG Dist Specific-Replace	376.2	$ -	$ -	$ -	$ -	$ -	$ -	$ -
4660	622002325	0	Risk Based Replacement - SW - Davis St	FP-NMG Dist Specific-Replace	376.4	$ -	$ -	$ -	$ -	$ -	$ -	$ -
4661	622002325	0	Risk Based Replacement - SW - Davis St	FP-NMG Dist Specific-Replace	380.0	$ -	$ -	$ -	$ -	$ -	$ -	$ -
4662	629002326	0	Risk Based Replacement - SE - Sunset Ave Alley	FP-NMG Dist Specific-Replace	376.1	$ -	$ -	$ -	$ -	$ -	$ -	$ -
4663	629002326	0	Risk Based Replacement - SE - Sunset Ave Alley	FP-NMG Dist Specific-Replace	376.2	$ -	$ -	$ -	$ -	$ -	$ -	$ -
4664	629002326	0	Risk Based Replacement - SE - Sunset Ave Alley	FP-NMG Dist Specific-Replace	376.4	$ -	$ -	$ -	$ -	$ -	$ -	$ -
4665	629002326	0	Risk Based Replacement - SE - Sunset Ave Alley	FP-NMG Dist Specific-Replace	380.0	$ -	$ -	$ -	$ -	$ -	$ -	$ -
4666	660002327	0	Risk Based Replacement - NC - Avenida Linda	FP-NMG Dist Specific-Replace	376.1	$ -	$ -	$ -	$ -	$ -	$ -	$ -
4667	660002327	0	Risk Based Replacement - NC - Avenida Linda	FP-NMG Dist Specific-Replace	376.2	$ -	$ -	$ -	$ -	$ -	$ -	$ -
4668	660002327	0	Risk Based Replacement - NC - Avenida Linda	FP-NMG Dist Specific-Replace	376.4	$ -	$ -	$ -	$ -	$ -	$ -	$ -
4669	660002327	0	Risk Based Replacement - NC - Avenida Linda	FP-NMG Dist Specific-Replace	380.0	$ -	$ -	$ -	$ -	$ -	$ -	$ -
4670	T624002328	0	Install Lighting at Roswell BS #1	FP-NMG Transm Stations-Replace	368.0	$ -	$ -	$ -	$ -	$ -	$ -	$ -
4671	T624002328	0	Install Lighting at Roswell BS #1	FP-NMG Transm Stations-Replace	369.0	$ -	$ -	$ -	$ -	$ -	$ -	$ -
4672	T624002329	0	Install Lighting at Roswell BS #2	FP-NMG Transm Stations-Replace	368.0	$ -	$ -	$ -	$ -	$ -	$ -	$ -
4673	T624002329	0	Install Lighting at Roswell BS #2	FP-NMG Transm Stations-Replace	369.0	$ -	$ -	$ -	$ -	$ -	$ -	$ -
4674	660002330	0	Risk Based Replacement - NC - Araphoe Rd	FP-NMG Dist Services-Replace	380.0	$ -	$ -	$ -	$ -	$ -	$ -	$ -
4675	660002330	0	Risk Based Replacement - NC - Araphoe Rd	FP-NMG Dist Services-Replace	380.1	$ -	$ -	$ -	$ -	$ -	$ -	$ -
4676	626002331	0	Risk Based Replacement - E - Plaza Rd	FP-NMG Dist Specific-Replace	376.1	$ -	$ -	$ -	$ -	$ -	$ -	$ -
4677	626002331	0	Risk Based Replacement - E - Plaza Rd	FP-NMG Dist Specific-Replace	376.2	$ -	$ -	$ -	$ -	$ -	$ -	$ -
4678	626002331	0	Risk Based Replacement - E - Plaza Rd	FP-NMG Dist Specific-Replace	376.4	$ -	$ -	$ -	$ -	$ -	$ -	$ -
4679	626002331	0	Risk Based Replacement - E - Plaza Rd	FP-NMG Dist Specific-Replace	380.0	$ -	$ -	$ -	$ -	$ -	$ -	$ -
4680	629002332	TEMP	PE Legacy Replacement - SE - Pontiac Dr Alley	FP-NMG Dist Specific-Replace	376.1	$ -	$ -	$ -	$ -	$ -	$ -	$ -
4681	629002332	TEMP	PE Legacy Replacement - SE - Pontiac Dr Alley	FP-NMG Dist Specific-Replace	376.2	$ -	$ -	$ -	$ -	$ -	$ -	$ -
4682	629002332	TEMP	PE Legacy Replacement - SE - Pontiac Dr Alley	FP-NMG Dist Specific-Replace	376.4	$ -	$ -	$ -	$ -	$ -	$ -	$ -
4683	629002332	TEMP	PE Legacy Replacement - SE - Pontiac Dr Alley	FP-NMG Dist Specific-Replace	380.0	$ -	$ -	$ -	$ -	$ -	$ -	$ -
4684	629002333	TEMP	PE Legacy Replacement - SE - S Lea Ave Alley	FP-NMG Dist Specific-Replace	376.1	$ -	$ -	$ -	$ -	$ -	$ -	$ -
4685	629002333	TEMP	PE Legacy Replacement - SE - S Lea Ave Alley	FP-NMG Dist Specific-Replace	376.2	$ -	$ -	$ -	$ -	$ -	$ -	$ -
4686	629002333	TEMP	PE Legacy Replacement - SE - S Lea Ave Alley	FP-NMG Dist Specific-Replace	376.4	$ -	$ -	$ -	$ -	$ -	$ -	$ -
4687	629002333	TEMP	PE Legacy Replacement - SE - S Lea Ave Alley	FP-NMG Dist Specific-Replace	380.0	$ -	$ -	$ -	$ -	$ -	$ -	$ -
4688	629002334	TEMP	PE Legacy Replacement -SE - S Wyoming Ave	FP-NMG Dist Specific-Replace	376.1	$ -	$ -	$ -	$ -	$ -	$ -	$ -
4689	629002334	TEMP	PE Legacy Replacement -SE - S Wyoming Ave	FP-NMG Dist Specific-Replace	376.2	$ -	$ -	$ -	$ -	$ -	$ -	$ -
4690	629002334	TEMP	PE Legacy Replacement -SE - S Wyoming Ave	FP-NMG Dist Specific-Replace	376.4	$ -	$ -	$ -	$ -	$ -	$ -	$ -
4691	629002334	TEMP	PE Legacy Replacement -SE - S Wyoming Ave	FP-NMG Dist Specific-Replace	380.0	$ -	$ -	$ -	$ -	$ -	$ -	$ -
4692	680002335	TEMP	PE Legacy Replacement - NW - N Lincoln Ave	FP-NMG Dist Specific-Replace	376.1	$ -	$ -	$ -	$ -	$ -	$ -	$ -
4693	680002335	TEMP	PE Legacy Replacement - NW - N Lincoln Ave	FP-NMG Dist Specific-Replace	376.2	$ -	$ -	$ -	$ -	$ -	$ -	$ -
4694	680002335	TEMP	PE Legacy Replacement - NW - N Lincoln Ave	FP-NMG Dist Specific-Replace	376.4	$ -	$ -	$ -	$ -	$ -	$ -	$ -
4695	680002335	TEMP	PE Legacy Replacement - NW - N Lincoln Ave	FP-NMG Dist Specific-Replace	380.0	$ -	$ -	$ -	$ -	$ -	$ -	$ -
4696	680002336	TEMP	PE Legacy Replacement - NW - Farmview LN	FP-NMG Dist Services-Replace	380.0	$ -	$ -	$ -	$ -	$ -	$ -	$ -
4697	680002336	TEMP	PE Legacy Replacement - NW - Farmview LN	FP-NMG Dist Services-Replace	380.1	$ -	$ -	$ -	$ -	$ -	$ -	$ -
4698	621002337	TEMP	PE Legacy Replacement - SW - Patton LN	FP-NMG Dist Specific-Replace	376.1	$ -	$ -	$ -	$ -	$ -	$ -	$ -
4699	621002337	TEMP	PE Legacy Replacement - SW - Patton LN	FP-NMG Dist Specific-Replace	376.2	$ -	$ -	$ -	$ -	$ -	$ -	$ -
4700	621002337	TEMP	PE Legacy Replacement - SW - Patton LN	FP-NMG Dist Specific-Replace	376.4	$ -	$ -	$ -	$ -	$ -	$ -	$ -
4701	621002337	TEMP	PE Legacy Replacement - SW - Patton LN	FP-NMG Dist Specific-Replace	380.0	$ -	$ -	$ -	$ -	$ -	$ -	$ -
4702	621002338	TEMP	PE Legacy Replacement - SW - Eagle Dr	FP-NMG Dist Specific-Replace	376.1	$ -	$ -	$ -	$ -	$ -	$ -	$ -
4703	621002338	TEMP	PE Legacy Replacement - SW - Eagle Dr	FP-NMG Dist Specific-Replace	376.2	$ -	$ -	$ -	$ -	$ -	$ -	$ -
4704	621002338	TEMP	PE Legacy Replacement - SW - Eagle Dr	FP-NMG Dist Specific-Replace	376.4	$ -	$ -	$ -	$ -	$ -	$ -	$ -
4705	621002338	TEMP	PE Legacy Replacement - SW - Eagle Dr	FP-NMG Dist Specific-Replace	380.0	$ -	$ -	$ -	$ -	$ -	$ -	$ -
4706	626002339	TEMP	PE Legacy Replacement - E - N Oak St	FP-NMG Dist Specific-Replace	376.1	$ -	$ -	$ -	$ -	$ -	$ -	$ -
4707	626002339	TEMP	PE Legacy Replacement - E - N Oak St	FP-NMG Dist Specific-Replace	376.2	$ -	$ -	$ -	$ -	$ -	$ -	$ -

NEW MEXICO GAS COMPANY, INC.

Plant Gross Activity
Base Period - 12 Months Ending March 31, 2023
Future Test Year - 12 Months Ending September 30, 2025

	A	B	C	D	E	AB	AC	AD	AE	AF	AG	AH	AI
3	Investment Number	FP Number	Investment Name	FP Type	FERC Account	2/28/2025	3/31/2025	4/30/2025	5/31/2025	6/30/2025	7/31/2025	8/31/2025	9/30/2025
4652	T624002323	0	Install Lighting at Carlsbad North BS	FP-NMG Transm Stations-Replace	368.0	$ -	$ -	$ -	$ -	$ -	$ -	$ -	$ -
4653	T624002323	0	Install Lighting at Carlsbad North BS	FP-NMG Transm Stations-Replace	369.0	$ -	$ -	$ -	$ -	$ -	$ -	$ -	$ -
4654	622002324	0	Risk Based Replacement - SW - Morrison Rd	FP-NMG Dist Specific-Replace	376.1	$ -	$ -	$ -	$ -	$ -	$ 14,361	$ -	$ -
4655	622002324	0	Risk Based Replacement - SW - Morrison Rd	FP-NMG Dist Specific-Replace	376.2	$ -	$ -	$ -	$ -	$ -	$ 100,525	$ -	$ -
4656	622002324	0	Risk Based Replacement - SW - Morrison Rd	FP-NMG Dist Specific-Replace	376.4	$ -	$ -	$ -	$ -	$ -	$ 7,180	$ -	$ -
4657	622002324	0	Risk Based Replacement - SW - Morrison Rd	FP-NMG Dist Specific-Replace	380.0	$ -	$ -	$ -	$ -	$ -	$ 21,541	$ -	$ -
4658	622002325	0	Risk Based Replacement - SW - Davis St	FP-NMG Dist Specific-Replace	376.1	$ -	$ -	$ -	$ -	$ -	$ -	$ -	$ -
4659	622002325	0	Risk Based Replacement - SW - Davis St	FP-NMG Dist Specific-Replace	376.2	$ -	$ -	$ -	$ -	$ -	$ -	$ -	$ -
4660	622002325	0	Risk Based Replacement - SW - Davis St	FP-NMG Dist Specific-Replace	376.4	$ -	$ -	$ -	$ -	$ -	$ -	$ -	$ -
4661	622002325	0	Risk Based Replacement - SW - Davis St	FP-NMG Dist Specific-Replace	380.0	$ -	$ -	$ -	$ -	$ -	$ -	$ -	$ -
4662	629002326	0	Risk Based Replacement - SE - Sunset Ave Alley	FP-NMG Dist Specific-Replace	376.1	$ -	$ -	$ -	$ -	$ -	$ -	$ 14,744	$ -
4663	629002326	0	Risk Based Replacement - SE - Sunset Ave Alley	FP-NMG Dist Specific-Replace	376.2	$ -	$ -	$ -	$ -	$ -	$ -	$ 103,211	$ -
4664	629002326	0	Risk Based Replacement - SE - Sunset Ave Alley	FP-NMG Dist Specific-Replace	376.4	$ -	$ -	$ -	$ -	$ -	$ -	$ 7,372	$ -
4665	629002326	0	Risk Based Replacement - SE - Sunset Ave Alley	FP-NMG Dist Specific-Replace	380.0	$ -	$ -	$ -	$ -	$ -	$ -	$ 22,117	$ -
4666	660002327	0	Risk Based Replacement - NC - Avenida Linda	FP-NMG Dist Specific-Replace	376.1	$ -	$ -	$ -	$ -	$ -	$ -	$ -	$ -
4667	660002327	0	Risk Based Replacement - NC - Avenida Linda	FP-NMG Dist Specific-Replace	376.2	$ -	$ -	$ -	$ -	$ -	$ -	$ -	$ -
4668	660002327	0	Risk Based Replacement - NC - Avenida Linda	FP-NMG Dist Specific-Replace	376.4	$ -	$ -	$ -	$ -	$ -	$ -	$ -	$ -
4669	660002327	0	Risk Based Replacement - NC - Avenida Linda	FP-NMG Dist Specific-Replace	380.0	$ -	$ -	$ -	$ -	$ -	$ -	$ -	$ -
4670	T624002328	0	Install Lighting at Roswell BS #1	FP-NMG Transm Stations-Replace	368.0	$ -	$ -	$ -	$ -	$ -	$ -	$ -	$ -
4671	T624002328	0	Install Lighting at Roswell BS #1	FP-NMG Transm Stations-Replace	369.0	$ -	$ -	$ -	$ -	$ -	$ -	$ -	$ -
4672	T624002329	0	Install Lighting at Roswell BS #2	FP-NMG Transm Stations-Replace	368.0	$ -	$ -	$ -	$ -	$ -	$ -	$ -	$ -
4673	T624002329	0	Install Lighting at Roswell BS #2	FP-NMG Transm Stations-Replace	369.0	$ -	$ -	$ -	$ -	$ -	$ -	$ -	$ -
4674	660002330	0	Risk Based Replacement - NC - Araphoe Rd	FP-NMG Dist Services-Replace	380.0	$ -	$ -	$ -	$ -	$ -	$ -	$ -	$ -
4675	660002330	0	Risk Based Replacement - NC - Araphoe Rd	FP-NMG Dist Services-Replace	380.1	$ -	$ -	$ -	$ -	$ -	$ -	$ -	$ -
4676	626002331	0	Risk Based Replacement - E - Plaza Rd	FP-NMG Dist Specific-Replace	376.1	$ -	$ -	$ -	$ -	$ -	$ -	$ -	$ -
4677	626002331	0	Risk Based Replacement - E - Plaza Rd	FP-NMG Dist Specific-Replace	376.2	$ -	$ -	$ -	$ -	$ -	$ -	$ -	$ -
4678	626002331	0	Risk Based Replacement - E - Plaza Rd	FP-NMG Dist Specific-Replace	376.4	$ -	$ -	$ -	$ -	$ -	$ -	$ -	$ -
4679	626002331	0	Risk Based Replacement - E - Plaza Rd	FP-NMG Dist Specific-Replace	380.0	$ -	$ -	$ -	$ -	$ -	$ -	$ -	$ -
4680	629002332	TEMP	PE Legacy Replacement - SE - Pontiac Dr Alley	FP-NMG Dist Specific-Replace	376.1	$ -	$ -	$ -	$ -	$ -	$ -	$ -	$ -
4681	629002332	TEMP	PE Legacy Replacement - SE - Pontiac Dr Alley	FP-NMG Dist Specific-Replace	376.2	$ -	$ -	$ -	$ -	$ -	$ -	$ -	$ -
4682	629002332	TEMP	PE Legacy Replacement - SE - Pontiac Dr Alley	FP-NMG Dist Specific-Replace	376.4	$ -	$ -	$ -	$ -	$ -	$ -	$ -	$ -
4683	629002332	TEMP	PE Legacy Replacement - SE - Pontiac Dr Alley	FP-NMG Dist Specific-Replace	380.0	$ -	$ -	$ -	$ -	$ -	$ -	$ -	$ -
4684	629002333	TEMP	PE Legacy Replacement - SE - S Lea Ave Alley	FP-NMG Dist Specific-Replace	376.1	$ -	$ -	$ -	$ -	$ -	$ -	$ 17,060	$ -
4685	629002333	TEMP	PE Legacy Replacement - SE - S Lea Ave Alley	FP-NMG Dist Specific-Replace	376.2	$ -	$ -	$ -	$ -	$ -	$ -	$ 119,422	$ -
4686	629002333	TEMP	PE Legacy Replacement - SE - S Lea Ave Alley	FP-NMG Dist Specific-Replace	376.4	$ -	$ -	$ -	$ -	$ -	$ -	$ 8,530	$ -
4687	629002333	TEMP	PE Legacy Replacement - SE - S Lea Ave Alley	FP-NMG Dist Specific-Replace	380.0	$ -	$ -	$ -	$ -	$ -	$ -	$ 25,590	$ -
4688	629002334	TEMP	PE Legacy Replacement -SE - S Wyoming Ave	FP-NMG Dist Specific-Replace	376.1	$ -	$ -	$ -	$ -	$ -	$ -	$ -	$ -
4689	629002334	TEMP	PE Legacy Replacement -SE - S Wyoming Ave	FP-NMG Dist Specific-Replace	376.2	$ -	$ -	$ -	$ -	$ -	$ -	$ -	$ -
4690	629002334	TEMP	PE Legacy Replacement -SE - S Wyoming Ave	FP-NMG Dist Specific-Replace	376.4	$ -	$ -	$ -	$ -	$ -	$ -	$ -	$ -
4691	629002334	TEMP	PE Legacy Replacement -SE - S Wyoming Ave	FP-NMG Dist Specific-Replace	380.0	$ -	$ -	$ -	$ -	$ -	$ -	$ -	$ -
4692	680002335	TEMP	PE Legacy Replacement - NW - N Lincoln Ave	FP-NMG Dist Specific-Replace	376.1	$ -	$ -	$ -	$ -	$ -	$ -	$ 14,896	$ -
4693	680002335	TEMP	PE Legacy Replacement - NW - N Lincoln Ave	FP-NMG Dist Specific-Replace	376.2	$ -	$ -	$ -	$ -	$ -	$ -	$ 104,275	$ -
4694	680002335	TEMP	PE Legacy Replacement - NW - N Lincoln Ave	FP-NMG Dist Specific-Replace	376.4	$ -	$ -	$ -	$ -	$ -	$ -	$ 7,448	$ -
4695	680002335	TEMP	PE Legacy Replacement - NW - N Lincoln Ave	FP-NMG Dist Specific-Replace	380.0	$ -	$ -	$ -	$ -	$ -	$ -	$ 22,345	$ -
4696	680002336	TEMP	PE Legacy Replacement - NW - Farmview LN	FP-NMG Dist Services-Replace	380.0	$ -	$ -	$ -	$ -	$ -	$ -	$ 124,482	$ -
4697	680002336	TEMP	PE Legacy Replacement - NW - Farmview LN	FP-NMG Dist Services-Replace	380.1	$ -	$ -	$ -	$ -	$ -	$ -	$ 55,927	$ -
4698	621002337	TEMP	PE Legacy Replacement - SW - Patton LN	FP-NMG Dist Specific-Replace	376.1	$ -	$ -	$ -	$ -	$ -	$ -	$ -	$ -
4699	621002337	TEMP	PE Legacy Replacement - SW - Patton LN	FP-NMG Dist Specific-Replace	376.2	$ -	$ -	$ -	$ -	$ -	$ -	$ -	$ -
4700	621002337	TEMP	PE Legacy Replacement - SW - Patton LN	FP-NMG Dist Specific-Replace	376.4	$ -	$ -	$ -	$ -	$ -	$ -	$ -	$ -
4701	621002337	TEMP	PE Legacy Replacement - SW - Patton LN	FP-NMG Dist Specific-Replace	380.0	$ -	$ -	$ -	$ -	$ -	$ -	$ -	$ -
4702	621002338	TEMP	PE Legacy Replacement - SW - Eagle Dr	FP-NMG Dist Specific-Replace	376.1	$ -	$ -	$ -	$ -	$ -	$ -	$ -	$ -
4703	621002338	TEMP	PE Legacy Replacement - SW - Eagle Dr	FP-NMG Dist Specific-Replace	376.2	$ -	$ -	$ -	$ -	$ -	$ -	$ -	$ -
4704	621002338	TEMP	PE Legacy Replacement - SW - Eagle Dr	FP-NMG Dist Specific-Replace	376.4	$ -	$ -	$ -	$ -	$ -	$ -	$ -	$ -
4705	621002338	TEMP	PE Legacy Replacement - SW - Eagle Dr	FP-NMG Dist Specific-Replace	380.0	$ -	$ -	$ -	$ -	$ -	$ -	$ -	$ -
4706	626002339	TEMP	PE Legacy Replacement - E - N Oak St	FP-NMG Dist Specific-Replace	376.1	$ -	$ -	$ -	$ -	$ -	$ -	$ -	$ -
4707	626002339	TEMP	PE Legacy Replacement - E - N Oak St	FP-NMG Dist Specific-Replace	376.2	$ -	$ -	$ -	$ -	$ -	$ -	$ -	$ -

NEW MEXICO GAS COMPANY, INC.

Plant Gross Activity
Base Period - 12 Months Ending March 31, 2023
Future Test Year - 12 Months Ending September 30, 2025

	A	B	C	D	E	F	G	H	I	J	K	L
3	Investment Number	FP Number	Investment Name	FP Type	FERC Account	4/30/2023	5/31/2023	6/30/2023	7/31/2023	8/31/2023	9/30/2023	10/31/2023
4708	626002339	TEMP	PE Legacy Replacement - E - N Oak St	FP-NMG Dist Specific-Replace	376.4	$ -	$ -	$ -	$ -	$ -	$ -	$ -
4709	626002339	TEMP	PE Legacy Replacement - E - N Oak St	FP-NMG Dist Specific-Replace	380.0	$ -	$ -	$ -	$ -	$ -	$ -	$ -
4710	626002340	TEMP	PE Legacy Replacement - E - W Tierra Blanca Rd	FP-NMG Dist Specific-Replace	376.1	$ -	$ -	$ -	$ -	$ -	$ -	$ -
4711	626002340	TEMP	PE Legacy Replacement - E - W Tierra Blanca Rd	FP-NMG Dist Specific-Replace	376.2	$ -	$ -	$ -	$ -	$ -	$ -	$ -
4712	626002340	TEMP	PE Legacy Replacement - E - W Tierra Blanca Rd	FP-NMG Dist Specific-Replace	376.4	$ -	$ -	$ -	$ -	$ -	$ -	$ -
4713	626002340	TEMP	PE Legacy Replacement - E - W Tierra Blanca Rd	FP-NMG Dist Specific-Replace	380.0	$ -	$ -	$ -	$ -	$ -	$ -	$ -
4714	T624002341	TEMP	Replace Meter at Lovington South BS	FP-NMG Transm Specific-Replace	367.1	$ -	$ -	$ -	$ -	$ -	$ -	$ -
4715	T624002341	TEMP	Replace Meter at Lovington South BS	FP-NMG Transm Specific-Replace	368.0	$ -	$ -	$ -	$ -	$ -	$ -	$ -
4716	T624002341	TEMP	Replace Meter at Lovington South BS	FP-NMG Transm Specific-Replace	369.0	$ -	$ -	$ -	$ -	$ -	$ -	$ -
4717	T624002342	TEMP	Replace Meter at Lovington North Irrigation	FP-NMG Transm Specific-Replace	367.1	$ -	$ -	$ -	$ -	$ -	$ -	$ -
4718	T624002342	TEMP	Replace Meter at Lovington North Irrigation	FP-NMG Transm Specific-Replace	368.0	$ -	$ -	$ -	$ -	$ -	$ -	$ -
4719	T624002342	TEMP	Replace Meter at Lovington North Irrigation	FP-NMG Transm Specific-Replace	369.0	$ -	$ -	$ -	$ -	$ -	$ -	$ -
4720	T610002343	NEW-15814	Espejo Catalysts	FP-NMG Transm Specifics-New	367.1	$ -	$ -	$ -	$ -	$ -	$ 15,986	$ -
4721	T610002343	NEW-15814	Espejo Catalysts	FP-NMG Transm Specifics-New	368.0	$ -	$ -	$ -	$ -	$ -	$ 17,440	$ -
4722	T610002343	NEW-15814	Espejo Catalysts	FP-NMG Transm Specifics-New	369.0	$ -	$ -	$ -	$ -	$ -	$ 15,017	$ -
4723	T624002345	NEW-15815	Lea County #2 Catalyst	FP-NMG Transm Specifics-New	367.1	$ -	$ -	$ -	$ -	$ -	$ -	$ -
4724	T624002345	NEW-15815	Lea County #2 Catalyst	FP-NMG Transm Specifics-New	368.0	$ -	$ -	$ -	$ -	$ -	$ -	$ -
4725	T624002345	NEW-15815	Lea County #2 Catalyst	FP-NMG Transm Specifics-New	369.0	$ -	$ -	$ -	$ -	$ -	$ -	$ -
4726	624002346	TEMP	PE Legacy Replacement - SE - Church St Alley	FP-NMG Dist Specific-Replace	376.1	$ -	$ -	$ -	$ -	$ -	$ -	$ -
4727	624002346	TEMP	PE Legacy Replacement - SE - Church St Alley	FP-NMG Dist Specific-Replace	376.2	$ -	$ -	$ -	$ -	$ -	$ -	$ -
4728	624002346	TEMP	PE Legacy Replacement - SE - Church St Alley	FP-NMG Dist Specific-Replace	376.4	$ -	$ -	$ -	$ -	$ -	$ -	$ -
4729	624002346	TEMP	PE Legacy Replacement - SE - Church St Alley	FP-NMG Dist Specific-Replace	380.0	$ -	$ -	$ -	$ -	$ -	$ -	$ -
4730	T610002347	TEMP	Redondo Catalyst	FP-NMG Transm Specifics-New	367.1	$ -	$ -	$ -	$ -	$ -	$ -	$ -
4731	T610002347	TEMP	Redondo Catalyst	FP-NMG Transm Specifics-New	368.0	$ -	$ -	$ -	$ -	$ -	$ -	$ -
4732	T610002347	TEMP	Redondo Catalyst	FP-NMG Transm Specifics-New	369.0	$ -	$ -	$ -	$ -	$ -	$ -	$ -
4733	T624002348	TEMP	Erosion Mitigation-Lea County ML MP 4.44 to 4.56	FP-NMG Transm Specific-Replace	367.1	$ -	$ -	$ -	$ -	$ -	$ -	$ -
4734	T624002348	TEMP	Erosion Mitigation-Lea County ML MP 4.44 to 4.56	FP-NMG Transm Specific-Replace	368.0	$ -	$ -	$ -	$ -	$ -	$ -	$ -
4735	T624002348	TEMP	Erosion Mitigation-Lea County ML MP 4.44 to 4.56	FP-NMG Transm Specific-Replace	369.0	$ -	$ -	$ -	$ -	$ -	$ -	$ -
4736	610002350	TEMP	PE Legacy Replacement - Metro - Parkway DR NW	FP-NMG Dist Specific-Replace	376.1	$ -	$ -	$ -	$ -	$ -	$ -	$ -
4737	610002350	TEMP	PE Legacy Replacement - Metro - Parkway DR NW	FP-NMG Dist Specific-Replace	376.2	$ -	$ -	$ -	$ -	$ -	$ -	$ -
4738	610002350	TEMP	PE Legacy Replacement - Metro - Parkway DR NW	FP-NMG Dist Specific-Replace	376.4	$ -	$ -	$ -	$ -	$ -	$ -	$ -
4739	610002350	TEMP	PE Legacy Replacement - Metro - Parkway DR NW	FP-NMG Dist Specific-Replace	380.0	$ -	$ -	$ -	$ -	$ -	$ -	$ -
4740	662002352	TEMP	PE Legacy Replacement - NC - Calle Chamisal	FP-NMG Dist Specific-Replace	376.1	$ -	$ -	$ -	$ -	$ -	$ -	$ -
4741	662002352	TEMP	PE Legacy Replacement - NC - Calle Chamisal	FP-NMG Dist Specific-Replace	376.2	$ -	$ -	$ -	$ -	$ -	$ -	$ -
4742	662002352	TEMP	PE Legacy Replacement - NC - Calle Chamisal	FP-NMG Dist Specific-Replace	376.4	$ -	$ -	$ -	$ -	$ -	$ -	$ -
4743	662002352	TEMP	PE Legacy Replacement - NC - Calle Chamisal	FP-NMG Dist Specific-Replace	380.0	$ -	$ -	$ -	$ -	$ -	$ -	$ -
4744	611002353	TEMP	PE Legacy Replacement - Metro - Calle Don Santiago NE	FP-NMG Dist Specific-Replace	376.1	$ -	$ -	$ -	$ -	$ -	$ -	$ -
4745	611002353	TEMP	PE Legacy Replacement - Metro - Calle Don Santiago NE	FP-NMG Dist Specific-Replace	376.2	$ -	$ -	$ -	$ -	$ -	$ -	$ -
4746	611002353	TEMP	PE Legacy Replacement - Metro - Calle Don Santiago NE	FP-NMG Dist Specific-Replace	376.4	$ -	$ -	$ -	$ -	$ -	$ -	$ -
4747	611002353	TEMP	PE Legacy Replacement - Metro - Calle Don Santiago NE	FP-NMG Dist Specific-Replace	380.0	$ -	$ -	$ -	$ -	$ -	$ -	$ -
4748	626002354	TEMP	CLO-Tucumcari ML Inefficiently Coated Steel Main Replacement Phase I	FP-NMG Dist Mains-Replace	376.1	$ -	$ -	$ -	$ -	$ -	$ -	$ -
4749	626002354	TEMP	CLO-Tucumcari ML Inefficiently Coated Steel Main Replacement Phase I	FP-NMG Dist Mains-Replace	376.2	$ -	$ -	$ -	$ -	$ -	$ -	$ -
4750	626002354	TEMP	CLO-Tucumcari ML Inefficiently Coated Steel Main Replacement Phase I	FP-NMG Dist Mains-Replace	376.4	$ -	$ -	$ -	$ -	$ -	$ -	$ -
4751	626002354	TEMP	CLO-Tucumcari ML Inefficiently Coated Steel Main Replacement Phase I	FP-NMG Dist Mains-Replace	380.0	$ -	$ -	$ -	$ -	$ -	$ -	$ -
4752	610002355	TEMP	PE Legacy Replacement - Metro - Calle Mesquite	FP-NMG Dist Specific-Replace	376.1	$ -	$ -	$ -	$ -	$ -	$ -	$ -
4753	610002355	TEMP	PE Legacy Replacement - Metro - Calle Mesquite	FP-NMG Dist Specific-Replace	376.2	$ -	$ -	$ -	$ -	$ -	$ -	$ -
4754	610002355	TEMP	PE Legacy Replacement - Metro - Calle Mesquite	FP-NMG Dist Specific-Replace	376.4	$ -	$ -	$ -	$ -	$ -	$ -	$ -
4755	610002355	TEMP	PE Legacy Replacement - Metro - Calle Mesquite	FP-NMG Dist Specific-Replace	380.0	$ -	$ -	$ -	$ -	$ -	$ -	$ -
4756	662002356	TEMP	PE Legacy Replacement - NC - Calle Don Leandro	FP-NMG Dist Specific-Replace	376.1	$ -	$ -	$ -	$ -	$ -	$ -	$ -
4757	662002356	TEMP	PE Legacy Replacement - NC - Calle Don Leandro	FP-NMG Dist Specific-Replace	376.2	$ -	$ -	$ -	$ -	$ -	$ -	$ -
4758	662002356	TEMP	PE Legacy Replacement - NC - Calle Don Leandro	FP-NMG Dist Specific-Replace	376.4	$ -	$ -	$ -	$ -	$ -	$ -	$ -
4759	662002356	TEMP	PE Legacy Replacement - NC - Calle Don Leandro	FP-NMG Dist Specific-Replace	380.0	$ -	$ -	$ -	$ -	$ -	$ -	$ -
4760	667002357	TEMP	PE Legacy Replacement - NC - D Ben Romero Rd	FP-NMG Dist Specific-Replace	376.1	$ -	$ -	$ -	$ -	$ -	$ -	$ -
4761	667002357	TEMP	PE Legacy Replacement - NC - D Ben Romero Rd	FP-NMG Dist Specific-Replace	376.2	$ -	$ -	$ -	$ -	$ -	$ -	$ -
4762	667002357	TEMP	PE Legacy Replacement - NC - D Ben Romero Rd	FP-NMG Dist Specific-Replace	376.4	$ -	$ -	$ -	$ -	$ -	$ -	$ -
4763	667002357	TEMP	PE Legacy Replacement - NC - D Ben Romero Rd	FP-NMG Dist Specific-Replace	380.0	$ -	$ -	$ -	$ -	$ -	$ -	$ -

NEW MEXICO GAS COMPANY, INC.

Plant Gross Activity
Base Period - 12 Months Ending March 31, 2023
Future Test Year - 12 Months Ending September 30, 2025

	A	B	C	D	E	M	N	O	P	Q	R	S	T
3	Investment Number	FP Number	Investment Name	FP Type	FERC Account	11/30/2023	12/31/2023	1/31/2024	2/29/2024	3/31/2024	4/30/2024	5/31/2024	6/30/2024
4708	626002339	TEMP	PE Legacy Replacement - E - N Oak St	FP-NMG Dist Specific-Replace	376.4	$ -	$ -	$ -	$ -	$ -	$ -	$ -	$ -
4709	626002339	TEMP	PE Legacy Replacement - E - N Oak St	FP-NMG Dist Specific-Replace	380.0	$ -	$ -	$ -	$ -	$ -	$ -	$ -	$ -
4710	626002340	TEMP	PE Legacy Replacement - E - W Tierra Blanca Rd	FP-NMG Dist Specific-Replace	376.1	$ -	$ -	$ -	$ -	$ -	$ -	$ -	$ -
4711	626002340	TEMP	PE Legacy Replacement - E - W Tierra Blanca Rd	FP-NMG Dist Specific-Replace	376.2	$ -	$ -	$ -	$ -	$ -	$ -	$ -	$ -
4712	626002340	TEMP	PE Legacy Replacement - E - W Tierra Blanca Rd	FP-NMG Dist Specific-Replace	376.4	$ -	$ -	$ -	$ -	$ -	$ -	$ -	$ -
4713	626002340	TEMP	PE Legacy Replacement - E - W Tierra Blanca Rd	FP-NMG Dist Specific-Replace	380.0	$ -	$ -	$ -	$ -	$ -	$ -	$ -	$ -
4714	T624002341	TEMP	Replace Meter at Lovington South BS	FP-NMG Transm Specific-Replace	367.1	$ -	$ -	$ -	$ -	$ -	$ -	$ -	$ -
4715	T624002341	TEMP	Replace Meter at Lovington South BS	FP-NMG Transm Specific-Replace	368.0	$ -	$ -	$ -	$ -	$ -	$ -	$ -	$ -
4716	T624002341	TEMP	Replace Meter at Lovington South BS	FP-NMG Transm Specific-Replace	369.0	$ -	$ -	$ -	$ -	$ -	$ -	$ -	$ -
4717	T624002342	TEMP	Replace Meter at Lovington North Irrigation	FP-NMG Transm Specific-Replace	367.1	$ -	$ -	$ -	$ -	$ -	$ -	$ -	$ -
4718	T624002342	TEMP	Replace Meter at Lovington North Irrigation	FP-NMG Transm Specific-Replace	368.0	$ -	$ -	$ -	$ -	$ -	$ -	$ -	$ -
4719	T624002342	TEMP	Replace Meter at Lovington North Irrigation	FP-NMG Transm Specific-Replace	369.0	$ -	$ -	$ -	$ -	$ -	$ -	$ -	$ -
4720	T610002343	NEW-15814	Espejo Catalysts	FP-NMG Transm Specifics-New	367.1	$ -	$ -	$ -	$ -	$ -	$ -	$ -	$ -
4721	T610002343	NEW-15814	Espejo Catalysts	FP-NMG Transm Specifics-New	368.0	$ -	$ -	$ -	$ -	$ -	$ -	$ -	$ -
4722	T610002343	NEW-15814	Espejo Catalysts	FP-NMG Transm Specifics-New	369.0	$ -	$ -	$ -	$ -	$ -	$ -	$ -	$ -
4723	T624002345	NEW-15815	Lea County #2 Catalyst	FP-NMG Transm Specifics-New	367.1	$ 6,909	$ -	$ -	$ -	$ -	$ -	$ -	$ -
4724	T624002345	NEW-15815	Lea County #2 Catalyst	FP-NMG Transm Specifics-New	368.0	$ 7,537	$ -	$ -	$ -	$ -	$ -	$ -	$ -
4725	T624002345	NEW-15815	Lea County #2 Catalyst	FP-NMG Transm Specifics-New	369.0	$ 6,490	$ -	$ -	$ -	$ -	$ -	$ -	$ -
4726	624002346	TEMP	PE Legacy Replacement - SE - Church St Alley	FP-NMG Dist Specific-Replace	376.1	$ -	$ -	$ -	$ -	$ -	$ -	$ -	$ -
4727	624002346	TEMP	PE Legacy Replacement - SE - Church St Alley	FP-NMG Dist Specific-Replace	376.2	$ -	$ -	$ -	$ -	$ -	$ -	$ -	$ -
4728	624002346	TEMP	PE Legacy Replacement - SE - Church St Alley	FP-NMG Dist Specific-Replace	376.4	$ -	$ -	$ -	$ -	$ -	$ -	$ -	$ -
4729	624002346	TEMP	PE Legacy Replacement - SE - Church St Alley	FP-NMG Dist Specific-Replace	380.0	$ -	$ -	$ -	$ -	$ -	$ -	$ -	$ -
4730	T610002347	TEMP	Redondo Catalyst	FP-NMG Transm Specifics-New	367.1	$ -	$ -	$ -	$ -	$ -	$ -	$ -	$ -
4731	T610002347	TEMP	Redondo Catalyst	FP-NMG Transm Specifics-New	368.0	$ -	$ -	$ -	$ -	$ -	$ -	$ -	$ -
4732	T610002347	TEMP	Redondo Catalyst	FP-NMG Transm Specifics-New	369.0	$ -	$ -	$ -	$ -	$ -	$ -	$ -	$ -
4733	T624002348	TEMP	Erosion Mitigation-Lea County ML MP 4.44 to 4.56	FP-NMG Transm Specific-Replace	367.1	$ -	$ -	$ -	$ -	$ -	$ -	$ -	$ -
4734	T624002348	TEMP	Erosion Mitigation-Lea County ML MP 4.44 to 4.56	FP-NMG Transm Specific-Replace	368.0	$ -	$ -	$ -	$ -	$ -	$ -	$ -	$ -
4735	T624002348	TEMP	Erosion Mitigation-Lea County ML MP 4.44 to 4.56	FP-NMG Transm Specific-Replace	369.0	$ -	$ -	$ -	$ -	$ -	$ -	$ -	$ -
4736	610002350	TEMP	PE Legacy Replacement - Metro - Parkway DR NW	FP-NMG Dist Specific-Replace	376.1	$ -	$ -	$ -	$ -	$ -	$ -	$ -	$ -
4737	610002350	TEMP	PE Legacy Replacement - Metro - Parkway DR NW	FP-NMG Dist Specific-Replace	376.2	$ -	$ -	$ -	$ -	$ -	$ -	$ -	$ -
4738	610002350	TEMP	PE Legacy Replacement - Metro - Parkway DR NW	FP-NMG Dist Specific-Replace	376.4	$ -	$ -	$ -	$ -	$ -	$ -	$ -	$ -
4739	610002350	TEMP	PE Legacy Replacement - Metro - Parkway DR NW	FP-NMG Dist Specific-Replace	380.0	$ -	$ -	$ -	$ -	$ -	$ -	$ -	$ -
4740	662002352	TEMP	PE Legacy Replacement - NC - Calle Chamisal	FP-NMG Dist Specific-Replace	376.1	$ -	$ -	$ -	$ -	$ -	$ -	$ -	$ -
4741	662002352	TEMP	PE Legacy Replacement - NC - Calle Chamisal	FP-NMG Dist Specific-Replace	376.2	$ -	$ -	$ -	$ -	$ -	$ -	$ -	$ -
4742	662002352	TEMP	PE Legacy Replacement - NC - Calle Chamisal	FP-NMG Dist Specific-Replace	376.4	$ -	$ -	$ -	$ -	$ -	$ -	$ -	$ -
4743	662002352	TEMP	PE Legacy Replacement - NC - Calle Chamisal	FP-NMG Dist Specific-Replace	380.0	$ -	$ -	$ -	$ -	$ -	$ -	$ -	$ -
4744	611002353	TEMP	PE Legacy Replacement - Metro - Calle Don Santiago NE	FP-NMG Dist Specific-Replace	376.1	$ -	$ -	$ -	$ -	$ -	$ -	$ -	$ -
4745	611002353	TEMP	PE Legacy Replacement - Metro - Calle Don Santiago NE	FP-NMG Dist Specific-Replace	376.2	$ -	$ -	$ -	$ -	$ -	$ -	$ -	$ -
4746	611002353	TEMP	PE Legacy Replacement - Metro - Calle Don Santiago NE	FP-NMG Dist Specific-Replace	376.4	$ -	$ -	$ -	$ -	$ -	$ -	$ -	$ -
4747	611002353	TEMP	PE Legacy Replacement - Metro - Calle Don Santiago NE	FP-NMG Dist Specific-Replace	380.0	$ -	$ -	$ -	$ -	$ -	$ -	$ -	$ -
4748	626002354	TEMP	CLO-Tucumcari ML Inefficiently Coated Steel Main Replacement Phase I	FP-NMG Dist Mains-Replace	376.1	$ -	$ -	$ -	$ -	$ -	$ -	$ -	$ -
4749	626002354	TEMP	CLO-Tucumcari ML Inefficiently Coated Steel Main Replacement Phase I	FP-NMG Dist Mains-Replace	376.2	$ -	$ -	$ -	$ -	$ -	$ -	$ -	$ -
4750	626002354	TEMP	CLO-Tucumcari ML Inefficiently Coated Steel Main Replacement Phase I	FP-NMG Dist Mains-Replace	376.4	$ -	$ -	$ -	$ -	$ -	$ -	$ -	$ -
4751	626002354	TEMP	CLO-Tucumcari ML Inefficiently Coated Steel Main Replacement Phase I	FP-NMG Dist Mains-Replace	380.0	$ -	$ -	$ -	$ -	$ -	$ -	$ -	$ -
4752	610002355	TEMP	PE Legacy Replacement - Metro - Calle Mesquite	FP-NMG Dist Specific-Replace	376.1	$ -	$ -	$ -	$ -	$ -	$ -	$ -	$ -
4753	610002355	TEMP	PE Legacy Replacement - Metro - Calle Mesquite	FP-NMG Dist Specific-Replace	376.2	$ -	$ -	$ -	$ -	$ -	$ -	$ -	$ -
4754	610002355	TEMP	PE Legacy Replacement - Metro - Calle Mesquite	FP-NMG Dist Specific-Replace	376.4	$ -	$ -	$ -	$ -	$ -	$ -	$ -	$ -
4755	610002355	TEMP	PE Legacy Replacement - Metro - Calle Mesquite	FP-NMG Dist Specific-Replace	380.0	$ -	$ -	$ -	$ -	$ -	$ -	$ -	$ -
4756	662002356	TEMP	PE Legacy Replacement - NC - Calle Don Leandro	FP-NMG Dist Specific-Replace	376.1	$ -	$ -	$ -	$ -	$ -	$ -	$ -	$ -
4757	662002356	TEMP	PE Legacy Replacement - NC - Calle Don Leandro	FP-NMG Dist Specific-Replace	376.2	$ -	$ -	$ -	$ -	$ -	$ -	$ -	$ -
4758	662002356	TEMP	PE Legacy Replacement - NC - Calle Don Leandro	FP-NMG Dist Specific-Replace	376.4	$ -	$ -	$ -	$ -	$ -	$ -	$ -	$ -
4759	662002356	TEMP	PE Legacy Replacement - NC - Calle Don Leandro	FP-NMG Dist Specific-Replace	380.0	$ -	$ -	$ -	$ -	$ -	$ -	$ -	$ -
4760	667002357	TEMP	PE Legacy Replacement - NC - D Ben Romero Rd	FP-NMG Dist Specific-Replace	376.1	$ -	$ -	$ -	$ -	$ -	$ -	$ -	$ -
4761	667002357	TEMP	PE Legacy Replacement - NC - D Ben Romero Rd	FP-NMG Dist Specific-Replace	376.2	$ -	$ -	$ -	$ -	$ -	$ -	$ -	$ -
4762	667002357	TEMP	PE Legacy Replacement - NC - D Ben Romero Rd	FP-NMG Dist Specific-Replace	376.4	$ -	$ -	$ -	$ -	$ -	$ -	$ -	$ -
4763	667002357	TEMP	PE Legacy Replacement - NC - D Ben Romero Rd	FP-NMG Dist Specific-Replace	380.0	$ -	$ -	$ -	$ -	$ -	$ -	$ -	$ -

NEW MEXICO GAS COMPANY, INC.

Plant Gross Activity
Base Period - 12 Months Ending March 31, 2023
Future Test Year - 12 Months Ending September 30, 2025

	A	B	C	D	E	U	V	W	X	Y	Z	AA
3	Investment Number	FP Number	Investment Name	FP Type	FERC Account	7/31/2024	8/31/2024	9/30/2024	10/31/2024	11/30/2024	12/31/2024	1/31/2025
4708	626002339	TEMP	PE Legacy Replacement - E - N Oak St	FP-NMG Dist Specific-Replace	376.4	$ -	$ -	$ -	$ -	$ -	$ -	$ -
4709	626002339	TEMP	PE Legacy Replacement - E - N Oak St	FP-NMG Dist Specific-Replace	380.0	$ -	$ -	$ -	$ -	$ -	$ -	$ -
4710	626002340	TEMP	PE Legacy Replacement - E - W Tierra Blanca Rd	FP-NMG Dist Specific-Replace	376.1	$ -	$ -	$ -	$ -	$ -	$ -	$ -
4711	626002340	TEMP	PE Legacy Replacement - E - W Tierra Blanca Rd	FP-NMG Dist Specific-Replace	376.2	$ -	$ -	$ -	$ -	$ -	$ -	$ -
4712	626002340	TEMP	PE Legacy Replacement - E - W Tierra Blanca Rd	FP-NMG Dist Specific-Replace	376.4	$ -	$ -	$ -	$ -	$ -	$ -	$ -
4713	626002340	TEMP	PE Legacy Replacement - E - W Tierra Blanca Rd	FP-NMG Dist Specific-Replace	380.0	$ -	$ -	$ -	$ -	$ -	$ -	$ -
4714	T624002341	TEMP	Replace Meter at Lovington South BS	FP-NMG Transm Specific-Replace	367.1	$ -	$ -	$ -	$ -	$ -	$ -	$ -
4715	T624002341	TEMP	Replace Meter at Lovington South BS	FP-NMG Transm Specific-Replace	368.0	$ -	$ -	$ -	$ -	$ -	$ -	$ -
4716	T624002341	TEMP	Replace Meter at Lovington South BS	FP-NMG Transm Specific-Replace	369.0	$ -	$ -	$ -	$ -	$ -	$ -	$ -
4717	T624002342	TEMP	Replace Meter at Lovington North Irrigation	FP-NMG Transm Specific-Replace	367.1	$ -	$ -	$ 268,661	$ -	$ -	$ -	$ -
4718	T624002342	TEMP	Replace Meter at Lovington North Irrigation	FP-NMG Transm Specific-Replace	368.0	$ -	$ -	$ 38,380	$ -	$ -	$ -	$ -
4719	T624002342	TEMP	Replace Meter at Lovington North Irrigation	FP-NMG Transm Specific-Replace	369.0	$ -	$ -	$ 76,760	$ -	$ -	$ -	$ -
4720	T610002343	NEW-15814	Espejo Catalysts	FP-NMG Transm Specifics-New	367.1	$ -	$ -	$ -	$ -	$ -	$ -	$ -
4721	T610002343	NEW-15814	Espejo Catalysts	FP-NMG Transm Specifics-New	368.0	$ -	$ -	$ -	$ -	$ -	$ -	$ -
4722	T610002343	NEW-15814	Espejo Catalysts	FP-NMG Transm Specifics-New	369.0	$ -	$ -	$ -	$ -	$ -	$ -	$ -
4723	T624002345	NEW-15815	Lea County #2 Catalyst	FP-NMG Transm Specifics-New	367.1	$ -	$ -	$ -	$ -	$ -	$ -	$ -
4724	T624002345	NEW-15815	Lea County #2 Catalyst	FP-NMG Transm Specifics-New	368.0	$ -	$ -	$ -	$ -	$ -	$ -	$ -
4725	T624002345	NEW-15815	Lea County #2 Catalyst	FP-NMG Transm Specifics-New	369.0	$ -	$ -	$ -	$ -	$ -	$ -	$ -
4726	624002346	TEMP	PE Legacy Replacement - SE - Church St Alley	FP-NMG Dist Specific-Replace	376.1	$ -	$ -	$ -	$ -	$ -	$ -	$ -
4727	624002346	TEMP	PE Legacy Replacement - SE - Church St Alley	FP-NMG Dist Specific-Replace	376.2	$ -	$ -	$ -	$ -	$ -	$ -	$ -
4728	624002346	TEMP	PE Legacy Replacement - SE - Church St Alley	FP-NMG Dist Specific-Replace	376.4	$ -	$ -	$ -	$ -	$ -	$ -	$ -
4729	624002346	TEMP	PE Legacy Replacement - SE - Church St Alley	FP-NMG Dist Specific-Replace	380.0	$ -	$ -	$ -	$ -	$ -	$ -	$ -
4730	T610002347	TEMP	Redondo Catalyst	FP-NMG Transm Specifics-New	367.1	$ -	$ -	$ 17,550	$ -	$ -	$ -	$ -
4731	T610002347	TEMP	Redondo Catalyst	FP-NMG Transm Specifics-New	368.0	$ -	$ -	$ 19,146	$ -	$ -	$ -	$ -
4732	T610002347	TEMP	Redondo Catalyst	FP-NMG Transm Specifics-New	369.0	$ -	$ -	$ 16,487	$ -	$ -	$ -	$ -
4733	T624002348	TEMP	Erosion Mitigation-Lea County ML MP 4.44 to 4.56	FP-NMG Transm Specific-Replace	367.1	$ -	$ -	$ -	$ -	$ -	$ -	$ -
4734	T624002348	TEMP	Erosion Mitigation-Lea County ML MP 4.44 to 4.56	FP-NMG Transm Specific-Replace	368.0	$ -	$ -	$ -	$ -	$ -	$ -	$ -
4735	T624002348	TEMP	Erosion Mitigation-Lea County ML MP 4.44 to 4.56	FP-NMG Transm Specific-Replace	369.0	$ -	$ -	$ -	$ -	$ -	$ -	$ -
4736	610002350	TEMP	PE Legacy Replacement - Metro - Parkway DR NW	FP-NMG Dist Specific-Replace	376.1	$ -	$ -	$ -	$ -	$ -	$ -	$ -
4737	610002350	TEMP	PE Legacy Replacement - Metro - Parkway DR NW	FP-NMG Dist Specific-Replace	376.2	$ -	$ -	$ -	$ -	$ -	$ -	$ -
4738	610002350	TEMP	PE Legacy Replacement - Metro - Parkway DR NW	FP-NMG Dist Specific-Replace	376.4	$ -	$ -	$ -	$ -	$ -	$ -	$ -
4739	610002350	TEMP	PE Legacy Replacement - Metro - Parkway DR NW	FP-NMG Dist Specific-Replace	380.0	$ -	$ -	$ -	$ -	$ -	$ -	$ -
4740	662002352	TEMP	PE Legacy Replacement - NC - Calle Chamisal	FP-NMG Dist Specific-Replace	376.1	$ -	$ -	$ -	$ -	$ -	$ -	$ -
4741	662002352	TEMP	PE Legacy Replacement - NC - Calle Chamisal	FP-NMG Dist Specific-Replace	376.2	$ -	$ -	$ -	$ -	$ -	$ -	$ -
4742	662002352	TEMP	PE Legacy Replacement - NC - Calle Chamisal	FP-NMG Dist Specific-Replace	376.4	$ -	$ -	$ -	$ -	$ -	$ -	$ -
4743	662002352	TEMP	PE Legacy Replacement - NC - Calle Chamisal	FP-NMG Dist Specific-Replace	380.0	$ -	$ -	$ -	$ -	$ -	$ -	$ -
4744	611002353	TEMP	PE Legacy Replacement - Metro - Calle Don Santiago NE	FP-NMG Dist Specific-Replace	376.1	$ -	$ -	$ -	$ -	$ -	$ -	$ -
4745	611002353	TEMP	PE Legacy Replacement - Metro - Calle Don Santiago NE	FP-NMG Dist Specific-Replace	376.2	$ -	$ -	$ -	$ -	$ -	$ -	$ -
4746	611002353	TEMP	PE Legacy Replacement - Metro - Calle Don Santiago NE	FP-NMG Dist Specific-Replace	376.4	$ -	$ -	$ -	$ -	$ -	$ -	$ -
4747	611002353	TEMP	PE Legacy Replacement - Metro - Calle Don Santiago NE	FP-NMG Dist Specific-Replace	380.0	$ -	$ -	$ -	$ -	$ -	$ -	$ -
4748	626002354	TEMP	CLO-Tucumcari ML Inefficiently Coated Steel Main Replacement Phase I	FP-NMG Dist Mains-Replace	376.1	$ -	$ -	$ -	$ -	$ -	$ -	$ -
4749	626002354	TEMP	CLO-Tucumcari ML Inefficiently Coated Steel Main Replacement Phase I	FP-NMG Dist Mains-Replace	376.2	$ -	$ -	$ -	$ -	$ -	$ -	$ -
4750	626002354	TEMP	CLO-Tucumcari ML Inefficiently Coated Steel Main Replacement Phase I	FP-NMG Dist Mains-Replace	376.4	$ -	$ -	$ -	$ -	$ -	$ -	$ -
4751	626002354	TEMP	CLO-Tucumcari ML Inefficiently Coated Steel Main Replacement Phase I	FP-NMG Dist Mains-Replace	380.0	$ -	$ -	$ -	$ -	$ -	$ -	$ -
4752	610002355	TEMP	PE Legacy Replacement - Metro - Calle Mesquite	FP-NMG Dist Specific-Replace	376.1	$ -	$ -	$ -	$ -	$ -	$ -	$ -
4753	610002355	TEMP	PE Legacy Replacement - Metro - Calle Mesquite	FP-NMG Dist Specific-Replace	376.2	$ -	$ -	$ -	$ -	$ -	$ -	$ -
4754	610002355	TEMP	PE Legacy Replacement - Metro - Calle Mesquite	FP-NMG Dist Specific-Replace	376.4	$ -	$ -	$ -	$ -	$ -	$ -	$ -
4755	610002355	TEMP	PE Legacy Replacement - Metro - Calle Mesquite	FP-NMG Dist Specific-Replace	380.0	$ -	$ -	$ -	$ -	$ -	$ -	$ -
4756	662002356	TEMP	PE Legacy Replacement - NC - Calle Don Leandro	FP-NMG Dist Specific-Replace	376.1	$ -	$ -	$ -	$ -	$ -	$ -	$ -
4757	662002356	TEMP	PE Legacy Replacement - NC - Calle Don Leandro	FP-NMG Dist Specific-Replace	376.2	$ -	$ -	$ -	$ -	$ -	$ -	$ -
4758	662002356	TEMP	PE Legacy Replacement - NC - Calle Don Leandro	FP-NMG Dist Specific-Replace	376.4	$ -	$ -	$ -	$ -	$ -	$ -	$ -
4759	662002356	TEMP	PE Legacy Replacement - NC - Calle Don Leandro	FP-NMG Dist Specific-Replace	380.0	$ -	$ -	$ -	$ -	$ -	$ -	$ -
4760	667002357	TEMP	PE Legacy Replacement - NC - D Ben Romero Rd	FP-NMG Dist Specific-Replace	376.1	$ -	$ -	$ -	$ -	$ -	$ -	$ -
4761	667002357	TEMP	PE Legacy Replacement - NC - D Ben Romero Rd	FP-NMG Dist Specific-Replace	376.2	$ -	$ -	$ -	$ -	$ -	$ -	$ -
4762	667002357	TEMP	PE Legacy Replacement - NC - D Ben Romero Rd	FP-NMG Dist Specific-Replace	376.4	$ -	$ -	$ -	$ -	$ -	$ -	$ -
4763	667002357	TEMP	PE Legacy Replacement - NC - D Ben Romero Rd	FP-NMG Dist Specific-Replace	380.0	$ -	$ -	$ -	$ -	$ -	$ -	$ -

NEW MEXICO GAS COMPANY, INC.

Plant Gross Activity
Base Period - 12 Months Ending March 31, 2023
Future Test Year - 12 Months Ending September 30, 2025

	A	B	C	D	E	AB	AC	AD	AE	AF	AG	AH	AI
3	Investment Number	FP Number	Investment Name	FP Type	FERC Account	2/28/2025	3/31/2025	4/30/2025	5/31/2025	6/30/2025	7/31/2025	8/31/2025	9/30/2025
4708	626002339	TEMP	PE Legacy Replacement - E - N Oak St	FP-NMG Dist Specific-Replace	376.4	$ -	$ -	$ -	$ -	$ -	$ -	$ -	$ -
4709	626002339	TEMP	PE Legacy Replacement - E - N Oak St	FP-NMG Dist Specific-Replace	380.0	$ -	$ -	$ -	$ -	$ -	$ -	$ -	$ -
4710	626002340	TEMP	PE Legacy Replacement - E - W Tierra Blanca Rd	FP-NMG Dist Specific-Replace	376.1	$ -	$ -	$ -	$ -	$ -	$ -	$ -	$ -
4711	626002340	TEMP	PE Legacy Replacement - E - W Tierra Blanca Rd	FP-NMG Dist Specific-Replace	376.2	$ -	$ -	$ -	$ -	$ -	$ -	$ -	$ -
4712	626002340	TEMP	PE Legacy Replacement - E - W Tierra Blanca Rd	FP-NMG Dist Specific-Replace	376.4	$ -	$ -	$ -	$ -	$ -	$ -	$ -	$ -
4713	626002340	TEMP	PE Legacy Replacement - E - W Tierra Blanca Rd	FP-NMG Dist Specific-Replace	380.0	$ -	$ -	$ -	$ -	$ -	$ -	$ -	$ -
4714	T624002341	TEMP	Replace Meter at Lovington South BS	FP-NMG Transm Specific-Replace	367.1	$ -	$ -	$ -	$ -	$ -	$ -	$ 304,553	$ -
4715	T624002341	TEMP	Replace Meter at Lovington South BS	FP-NMG Transm Specific-Replace	368.0	$ -	$ -	$ -	$ -	$ -	$ -	$ 43,508	$ -
4716	T624002341	TEMP	Replace Meter at Lovington South BS	FP-NMG Transm Specific-Replace	369.0	$ -	$ -	$ -	$ -	$ -	$ -	$ 87,015	$ -
4717	T624002342	TEMP	Replace Meter at Lovington North Irrigation	FP-NMG Transm Specific-Replace	367.1	$ -	$ -	$ -	$ -	$ -	$ -	$ -	$ -
4718	T624002342	TEMP	Replace Meter at Lovington North Irrigation	FP-NMG Transm Specific-Replace	368.0	$ -	$ -	$ -	$ -	$ -	$ -	$ -	$ -
4719	T624002342	TEMP	Replace Meter at Lovington North Irrigation	FP-NMG Transm Specific-Replace	369.0	$ -	$ -	$ -	$ -	$ -	$ -	$ -	$ -
4720	T610002343	NEW-15814	Espejo Catalysts	FP-NMG Transm Specifics-New	367.1	$ -	$ -	$ -	$ -	$ -	$ -	$ -	$ -
4721	T610002343	NEW-15814	Espejo Catalysts	FP-NMG Transm Specifics-New	368.0	$ -	$ -	$ -	$ -	$ -	$ -	$ -	$ -
4722	T610002343	NEW-15814	Espejo Catalysts	FP-NMG Transm Specifics-New	369.0	$ -	$ -	$ -	$ -	$ -	$ -	$ -	$ -
4723	T624002345	NEW-15815	Lea County #2 Catalyst	FP-NMG Transm Specifics-New	367.1	$ -	$ -	$ -	$ -	$ -	$ -	$ -	$ -
4724	T624002345	NEW-15815	Lea County #2 Catalyst	FP-NMG Transm Specifics-New	368.0	$ -	$ -	$ -	$ -	$ -	$ -	$ -	$ -
4725	T624002345	NEW-15815	Lea County #2 Catalyst	FP-NMG Transm Specifics-New	369.0	$ -	$ -	$ -	$ -	$ -	$ -	$ -	$ -
4726	624002346	TEMP	PE Legacy Replacement - SE - Church St Alley	FP-NMG Dist Specific-Replace	376.1	$ -	$ -	$ 2,902	$ -	$ -	$ -	$ -	$ -
4727	624002346	TEMP	PE Legacy Replacement - SE - Church St Alley	FP-NMG Dist Specific-Replace	376.2	$ -	$ -	$ 20,312	$ -	$ -	$ -	$ -	$ -
4728	624002346	TEMP	PE Legacy Replacement - SE - Church St Alley	FP-NMG Dist Specific-Replace	376.4	$ -	$ -	$ 1,451	$ -	$ -	$ -	$ -	$ -
4729	624002346	TEMP	PE Legacy Replacement - SE - Church St Alley	FP-NMG Dist Specific-Replace	380.0	$ -	$ -	$ 4,352	$ -	$ -	$ -	$ -	$ -
4730	T610002347	TEMP	Redondo Catalyst	FP-NMG Transm Specifics-New	367.1	$ -	$ -	$ -	$ -	$ -	$ -	$ -	$ -
4731	T610002347	TEMP	Redondo Catalyst	FP-NMG Transm Specifics-New	368.0	$ -	$ -	$ -	$ -	$ -	$ -	$ -	$ -
4732	T610002347	TEMP	Redondo Catalyst	FP-NMG Transm Specifics-New	369.0	$ -	$ -	$ -	$ -	$ -	$ -	$ -	$ -
4733	T624002348	TEMP	Erosion Mitigation-Lea County ML MP 4.44 to 4.56	FP-NMG Transm Specific-Replace	367.1	$ -	$ -	$ -	$ -	$ -	$ -	$ -	$ -
4734	T624002348	TEMP	Erosion Mitigation-Lea County ML MP 4.44 to 4.56	FP-NMG Transm Specific-Replace	368.0	$ -	$ -	$ -	$ -	$ -	$ -	$ -	$ -
4735	T624002348	TEMP	Erosion Mitigation-Lea County ML MP 4.44 to 4.56	FP-NMG Transm Specific-Replace	369.0	$ -	$ -	$ -	$ -	$ -	$ -	$ -	$ -
4736	610002350	TEMP	PE Legacy Replacement - Metro - Parkway DR NW	FP-NMG Dist Specific-Replace	376.1	$ -	$ -	$ -	$ -	$ -	$ -	$ 56,737	$ -
4737	610002350	TEMP	PE Legacy Replacement - Metro - Parkway DR NW	FP-NMG Dist Specific-Replace	376.2	$ -	$ -	$ -	$ -	$ -	$ -	$ 397,159	$ -
4738	610002350	TEMP	PE Legacy Replacement - Metro - Parkway DR NW	FP-NMG Dist Specific-Replace	376.4	$ -	$ -	$ -	$ -	$ -	$ -	$ 28,368	$ -
4739	610002350	TEMP	PE Legacy Replacement - Metro - Parkway DR NW	FP-NMG Dist Specific-Replace	380.0	$ -	$ -	$ -	$ -	$ -	$ -	$ 85,105	$ -
4740	662002352	TEMP	PE Legacy Replacement - NC - Calle Chamisal	FP-NMG Dist Specific-Replace	376.1	$ -	$ -	$ -	$ -	$ -	$ -	$ 19,224	$ -
4741	662002352	TEMP	PE Legacy Replacement - NC - Calle Chamisal	FP-NMG Dist Specific-Replace	376.2	$ -	$ -	$ -	$ -	$ -	$ -	$ 134,569	$ -
4742	662002352	TEMP	PE Legacy Replacement - NC - Calle Chamisal	FP-NMG Dist Specific-Replace	376.4	$ -	$ -	$ -	$ -	$ -	$ -	$ 9,612	$ -
4743	662002352	TEMP	PE Legacy Replacement - NC - Calle Chamisal	FP-NMG Dist Specific-Replace	380.0	$ -	$ -	$ -	$ -	$ -	$ -	$ 28,836	$ -
4744	611002353	TEMP	PE Legacy Replacement - Metro - Calle Don Santiago NE	FP-NMG Dist Specific-Replace	376.1	$ -	$ -	$ -	$ -	$ -	$ -	$ -	$ -
4745	611002353	TEMP	PE Legacy Replacement - Metro - Calle Don Santiago NE	FP-NMG Dist Specific-Replace	376.2	$ -	$ -	$ -	$ -	$ -	$ -	$ -	$ -
4746	611002353	TEMP	PE Legacy Replacement - Metro - Calle Don Santiago NE	FP-NMG Dist Specific-Replace	376.4	$ -	$ -	$ -	$ -	$ -	$ -	$ -	$ -
4747	611002353	TEMP	PE Legacy Replacement - Metro - Calle Don Santiago NE	FP-NMG Dist Specific-Replace	380.0	$ -	$ -	$ -	$ -	$ -	$ -	$ -	$ -
4748	626002354	TEMP	CLO-Tucumcari ML Inefficiently Coated Steel Main Replacement Phase I	FP-NMG Dist Mains-Replace	376.1	$ -	$ -	$ -	$ -	$ -	$ -	$ -	$ -
4749	626002354	TEMP	CLO-Tucumcari ML Inefficiently Coated Steel Main Replacement Phase I	FP-NMG Dist Mains-Replace	376.2	$ -	$ -	$ -	$ -	$ -	$ -	$ -	$ -
4750	626002354	TEMP	CLO-Tucumcari ML Inefficiently Coated Steel Main Replacement Phase I	FP-NMG Dist Mains-Replace	376.4	$ -	$ -	$ -	$ -	$ -	$ -	$ -	$ -
4751	626002354	TEMP	CLO-Tucumcari ML Inefficiently Coated Steel Main Replacement Phase I	FP-NMG Dist Mains-Replace	380.0	$ -	$ -	$ -	$ -	$ -	$ -	$ -	$ -
4752	610002355	TEMP	PE Legacy Replacement - Metro - Calle Mesquite	FP-NMG Dist Specific-Replace	376.1	$ -	$ -	$ -	$ -	$ -	$ -	$ -	$ -
4753	610002355	TEMP	PE Legacy Replacement - Metro - Calle Mesquite	FP-NMG Dist Specific-Replace	376.2	$ -	$ -	$ -	$ -	$ -	$ -	$ -	$ -
4754	610002355	TEMP	PE Legacy Replacement - Metro - Calle Mesquite	FP-NMG Dist Specific-Replace	376.4	$ -	$ -	$ -	$ -	$ -	$ -	$ -	$ -
4755	610002355	TEMP	PE Legacy Replacement - Metro - Calle Mesquite	FP-NMG Dist Specific-Replace	380.0	$ -	$ -	$ -	$ -	$ -	$ -	$ -	$ -
4756	662002356	TEMP	PE Legacy Replacement - NC - Calle Don Leandro	FP-NMG Dist Specific-Replace	376.1	$ -	$ -	$ -	$ -	$ -	$ -	$ 23,423	$ -
4757	662002356	TEMP	PE Legacy Replacement - NC - Calle Don Leandro	FP-NMG Dist Specific-Replace	376.2	$ -	$ -	$ -	$ -	$ -	$ -	$ 163,958	$ -
4758	662002356	TEMP	PE Legacy Replacement - NC - Calle Don Leandro	FP-NMG Dist Specific-Replace	376.4	$ -	$ -	$ -	$ -	$ -	$ -	$ 11,711	$ -
4759	662002356	TEMP	PE Legacy Replacement - NC - Calle Don Leandro	FP-NMG Dist Specific-Replace	380.0	$ -	$ -	$ -	$ -	$ -	$ -	$ 35,134	$ -
4760	667002357	TEMP	PE Legacy Replacement - NC - D Ben Romero Rd	FP-NMG Dist Specific-Replace	376.1	$ -	$ -	$ -	$ -	$ -	$ -	$ -	$ -
4761	667002357	TEMP	PE Legacy Replacement - NC - D Ben Romero Rd	FP-NMG Dist Specific-Replace	376.2	$ -	$ -	$ -	$ -	$ -	$ -	$ -	$ -
4762	667002357	TEMP	PE Legacy Replacement - NC - D Ben Romero Rd	FP-NMG Dist Specific-Replace	376.4	$ -	$ -	$ -	$ -	$ -	$ -	$ -	$ -
4763	667002357	TEMP	PE Legacy Replacement - NC - D Ben Romero Rd	FP-NMG Dist Specific-Replace	380.0	$ -	$ -	$ -	$ -	$ -	$ -	$ -	$ -

NEW MEXICO GAS COMPANY, INC.

Plant Gross Activity
Base Period - 12 Months Ending March 31, 2023
Future Test Year - 12 Months Ending September 30, 2025

	A	B	C	D	E	F	G	H	I	J	K	L
3	Investment Number	FP Number	Investment Name	FP Type	FERC Account	4/30/2023	5/31/2023	6/30/2023	7/31/2023	8/31/2023	9/30/2023	10/31/2023
4764	626002358	TEMP	CLO-Tucumcari ML Inefficiently Coated Steel Main Replacement Phase II	FP-NMG Dist Mains-Replace	376.1	$ -	$ -	$ -	$ -	$ -	$ -	$ -
4765	626002358	TEMP	CLO-Tucumcari ML Inefficiently Coated Steel Main Replacement Phase II	FP-NMG Dist Mains-Replace	376.2	$ -	$ -	$ -	$ -	$ -	$ -	$ -
4766	626002358	TEMP	CLO-Tucumcari ML Inefficiently Coated Steel Main Replacement Phase II	FP-NMG Dist Mains-Replace	376.4	$ -	$ -	$ -	$ -	$ -	$ -	$ -
4767	626002358	TEMP	CLO-Tucumcari ML Inefficiently Coated Steel Main Replacement Phase II	FP-NMG Dist Mains-Replace	380.0	$ -	$ -	$ -	$ -	$ -	$ -	$ -
4768	T624002359	TEMP	Replace Meter at Artesia BS	FP-NMG Transm Specific-Replace	367.1	$ -	$ -	$ -	$ -	$ -	$ -	$ -
4769	T624002359	TEMP	Replace Meter at Artesia BS	FP-NMG Transm Specific-Replace	368.0	$ -	$ -	$ -	$ -	$ -	$ -	$ -
4770	T624002359	TEMP	Replace Meter at Artesia BS	FP-NMG Transm Specific-Replace	369.0	$ -	$ -	$ -	$ -	$ -	$ -	$ -
4771	626002360	TEMP	CLO-Tucumcari ML Inefficiently Coated Steel Main Replacement Phase III	FP-NMG Dist Mains-Replace	376.1	$ -	$ -	$ -	$ -	$ -	$ -	$ -
4772	626002360	TEMP	CLO-Tucumcari ML Inefficiently Coated Steel Main Replacement Phase III	FP-NMG Dist Mains-Replace	376.2	$ -	$ -	$ -	$ -	$ -	$ -	$ -
4773	626002360	TEMP	CLO-Tucumcari ML Inefficiently Coated Steel Main Replacement Phase III	FP-NMG Dist Mains-Replace	376.4	$ -	$ -	$ -	$ -	$ -	$ -	$ -
4774	626002360	TEMP	CLO-Tucumcari ML Inefficiently Coated Steel Main Replacement Phase III	FP-NMG Dist Mains-Replace	380.0	$ -	$ -	$ -	$ -	$ -	$ -	$ -
4775	601002361	TEMP	FLOWCAL Upgrade	FP-NMG Intangible	303.3	$ -	$ -	$ -	$ -	$ -	$ 123,675	$ -
4776	626002362	TEMP	CLO-Tucumcari ML Inefficiently Coated Steel Main Replacement Phase IV	FP-NMG Dist Mains-Replace	376.1	$ -	$ -	$ -	$ -	$ -	$ -	$ -
4777	626002362	TEMP	CLO-Tucumcari ML Inefficiently Coated Steel Main Replacement Phase IV	FP-NMG Dist Mains-Replace	376.2	$ -	$ -	$ -	$ -	$ -	$ -	$ -
4778	626002362	TEMP	CLO-Tucumcari ML Inefficiently Coated Steel Main Replacement Phase IV	FP-NMG Dist Mains-Replace	376.4	$ -	$ -	$ -	$ -	$ -	$ -	$ -
4779	626002362	TEMP	CLO-Tucumcari ML Inefficiently Coated Steel Main Replacement Phase IV	FP-NMG Dist Mains-Replace	380.0	$ -	$ -	$ -	$ -	$ -	$ -	$ -
4780	626002363	TEMP	CLO-Tucumcari ML Inefficiently Coated Steel Main Replacement Phase V	FP-NMG Dist Mains-Replace	376.1	$ -	$ -	$ -	$ -	$ -	$ -	$ -
4781	626002363	TEMP	CLO-Tucumcari ML Inefficiently Coated Steel Main Replacement Phase V	FP-NMG Dist Mains-Replace	376.2	$ -	$ -	$ -	$ -	$ -	$ -	$ -
4782	626002363	TEMP	CLO-Tucumcari ML Inefficiently Coated Steel Main Replacement Phase V	FP-NMG Dist Mains-Replace	376.4	$ -	$ -	$ -	$ -	$ -	$ -	$ -
4783	626002363	TEMP	CLO-Tucumcari ML Inefficiently Coated Steel Main Replacement Phase V	FP-NMG Dist Mains-Replace	380.0	$ -	$ -	$ -	$ -	$ -	$ -	$ -
4784	T624002364	TEMP	Replace meter at Navajo North	FP-NMG Transm Specific-Replace	367.1	$ -	$ -	$ -	$ -	$ -	$ -	$ -
4785	T624002364	TEMP	Replace meter at Navajo North	FP-NMG Transm Specific-Replace	368.0	$ -	$ -	$ -	$ -	$ -	$ -	$ -
4786	T624002364	TEMP	Replace meter at Navajo North	FP-NMG Transm Specific-Replace	369.0	$ -	$ -	$ -	$ -	$ -	$ -	$ -
4787	610002365	TEMP	PE Legacy Pipe- Monroe St NE	FP-NMG Dist Specific-Replace	376.1	$ -	$ -	$ -	$ -	$ -	$ -	$ -
4788	610002365	TEMP	PE Legacy Pipe- Monroe St NE	FP-NMG Dist Specific-Replace	376.2	$ -	$ -	$ -	$ -	$ -	$ -	$ -
4789	610002365	TEMP	PE Legacy Pipe- Monroe St NE	FP-NMG Dist Specific-Replace	376.4	$ -	$ -	$ -	$ -	$ -	$ -	$ -
4790	610002365	TEMP	PE Legacy Pipe- Monroe St NE	FP-NMG Dist Specific-Replace	380.0	$ -	$ -	$ -	$ -	$ -	$ -	$ -
4791	T624002366	TEMP	Replace Meter at Artesia/Red Lake	FP-NMG Transm Specific-Replace	367.1	$ -	$ -	$ -	$ -	$ -	$ -	$ -
4792	T624002366	TEMP	Replace Meter at Artesia/Red Lake	FP-NMG Transm Specific-Replace	368.0	$ -	$ -	$ -	$ -	$ -	$ -	$ -
4793	T624002366	TEMP	Replace Meter at Artesia/Red Lake	FP-NMG Transm Specific-Replace	369.0	$ -	$ -	$ -	$ -	$ -	$ -	$ -
4794	T624002367	TEMP	Frontier Maljamar-Inline Filter	FP-NMG Transm Stations-New	369.0	$ -	$ -	$ -	$ -	$ -	$ -	$ -
4795	T624002368	TEMP	Replace Meter - Roswell at Red Lake	FP-NMG Transm Specific-Replace	367.1	$ -	$ -	$ -	$ -	$ -	$ -	$ -
4796	T624002368	TEMP	Replace Meter - Roswell at Red Lake	FP-NMG Transm Specific-Replace	368.0	$ -	$ -	$ -	$ -	$ -	$ -	$ -
4797	T624002368	TEMP	Replace Meter - Roswell at Red Lake	FP-NMG Transm Specific-Replace	369.0	$ -	$ -	$ -	$ -	$ -	$ -	$ -
4798	610002369	TEMP	PE Legacy Pipe- Orinoco Dr. NW HP	FP-NMG Dist Specific-Replace	376.1	$ -	$ -	$ -	$ -	$ -	$ -	$ -
4799	610002369	TEMP	PE Legacy Pipe- Orinoco Dr. NW HP	FP-NMG Dist Specific-Replace	376.2	$ -	$ -	$ -	$ -	$ -	$ -	$ -
4800	610002369	TEMP	PE Legacy Pipe- Orinoco Dr. NW HP	FP-NMG Dist Specific-Replace	376.4	$ -	$ -	$ -	$ -	$ -	$ -	$ -
4801	610002369	TEMP	PE Legacy Pipe- Orinoco Dr. NW HP	FP-NMG Dist Specific-Replace	380.0	$ -	$ -	$ -	$ -	$ -	$ -	$ -
4802	624002370	TEMP	CAR-Canyon & Canal 3-inch Main Replacement	FP-NMG Dist Specific-Replace	376.1	$ -	$ -	$ -	$ -	$ -	$ -	$ -
4803	624002370	TEMP	CAR-Canyon & Canal 3-inch Main Replacement	FP-NMG Dist Specific-Replace	376.2	$ -	$ -	$ -	$ -	$ -	$ -	$ -
4804	624002370	TEMP	CAR-Canyon & Canal 3-inch Main Replacement	FP-NMG Dist Specific-Replace	376.4	$ -	$ -	$ -	$ -	$ -	$ -	$ -
4805	624002370	TEMP	CAR-Canyon & Canal 3-inch Main Replacement	FP-NMG Dist Specific-Replace	380.0	$ -	$ -	$ -	$ -	$ -	$ -	$ -
4806	T610002372	TEMP	Odorant Monitor at Placitas BV	FP-NMG Transm Stations-New	369.0	$ -	$ -	$ -	$ -	$ -	$ -	$ -
4807	624002373	TEMP	CAR-Glasier & Doepp 1-1/4-inch Main Replacement	FP-NMG Dist Services-Replace	380.0	$ -	$ -	$ -	$ -	$ -	$ -	$ -
4808	624002373	TEMP	CAR-Glasier & Doepp 1-1/4-inch Main Replacement	FP-NMG Dist Services-Replace	380.1	$ -	$ -	$ -	$ -	$ -	$ -	$ -
4809	624002374	TEMP	CAR-Loving 3-inch Main Replacement	FP-NMG Dist Specific-Replace	376.1	$ -	$ -	$ -	$ -	$ -	$ -	$ -
4810	624002374	TEMP	CAR-Loving 3-inch Main Replacement	FP-NMG Dist Specific-Replace	376.2	$ -	$ -	$ -	$ -	$ -	$ -	$ -
4811	624002374	TEMP	CAR-Loving 3-inch Main Replacement	FP-NMG Dist Specific-Replace	376.4	$ -	$ -	$ -	$ -	$ -	$ -	$ -
4812	624002374	TEMP	CAR-Loving 3-inch Main Replacement	FP-NMG Dist Specific-Replace	380.0	$ -	$ -	$ -	$ -	$ -	$ -	$ -
4813	610002375	TEMP	PE Legacy Pipe- Sandlewood Dr NW & Redwood Dr NW	FP-NMG Dist Specific-Replace	376.1	$ -	$ -	$ -	$ -	$ -	$ -	$ -
4814	610002375	TEMP	PE Legacy Pipe- Sandlewood Dr NW & Redwood Dr NW	FP-NMG Dist Specific-Replace	376.2	$ -	$ -	$ -	$ -	$ -	$ -	$ -
4815	610002375	TEMP	PE Legacy Pipe- Sandlewood Dr NW & Redwood Dr NW	FP-NMG Dist Specific-Replace	376.4	$ -	$ -	$ -	$ -	$ -	$ -	$ -
4816	610002375	TEMP	PE Legacy Pipe- Sandlewood Dr NW & Redwood Dr NW	FP-NMG Dist Specific-Replace	380.0	$ -	$ -	$ -	$ -	$ -	$ -	$ -
4817	610002376	TEMP	PE Legacy Pipe- 32nd Circle SE	FP-NMG Dist Specific-Replace	376.1	$ -	$ -	$ -	$ -	$ -	$ -	$ -
4818	610002376	TEMP	PE Legacy Pipe- 32nd Circle SE	FP-NMG Dist Specific-Replace	376.2	$ -	$ -	$ -	$ -	$ -	$ -	$ -
4819	610002376	TEMP	PE Legacy Pipe- 32nd Circle SE	FP-NMG Dist Specific-Replace	376.4	$ -	$ -	$ -	$ -	$ -	$ -	$ -

NEW MEXICO GAS COMPANY, INC.

Plant Gross Activity
Base Period - 12 Months Ending March 31, 2023
Future Test Year - 12 Months Ending September 30, 2025

	A	B	C	D	E	M	N	O	P	Q	R	S	T
3	Investment Number	FP Number	Investment Name	FP Type	FERC Account	11/30/2023	12/31/2023	1/31/2024	2/29/2024	3/31/2024	4/30/2024	5/31/2024	6/30/2024
4764	626002358	TEMP	CLO-Tucumcari ML Inefficiently Coated Steel Main Replacement Phase II	FP-NMG Dist Mains-Replace	376.1	$ -	$ -	$ -	$ -	$ -	$ -	$ -	$ -
4765	626002358	TEMP	CLO-Tucumcari ML Inefficiently Coated Steel Main Replacement Phase II	FP-NMG Dist Mains-Replace	376.2	$ -	$ -	$ -	$ -	$ -	$ -	$ -	$ -
4766	626002358	TEMP	CLO-Tucumcari ML Inefficiently Coated Steel Main Replacement Phase II	FP-NMG Dist Mains-Replace	376.4	$ -	$ -	$ -	$ -	$ -	$ -	$ -	$ -
4767	626002358	TEMP	CLO-Tucumcari ML Inefficiently Coated Steel Main Replacement Phase II	FP-NMG Dist Mains-Replace	380.0	$ -	$ -	$ -	$ -	$ -	$ -	$ -	$ -
4768	T624002359	TEMP	Replace Meter at Artesia BS	FP-NMG Transm Specific-Replace	367.1	$ -	$ -	$ -	$ -	$ -	$ -	$ -	$ -
4769	T624002359	TEMP	Replace Meter at Artesia BS	FP-NMG Transm Specific-Replace	368.0	$ -	$ -	$ -	$ -	$ -	$ -	$ -	$ -
4770	T624002359	TEMP	Replace Meter at Artesia BS	FP-NMG Transm Specific-Replace	369.0	$ -	$ -	$ -	$ -	$ -	$ -	$ -	$ -
4771	626002360	TEMP	CLO-Tucumcari ML Inefficiently Coated Steel Main Replacement Phase III	FP-NMG Dist Mains-Replace	376.1	$ -	$ -	$ -	$ -	$ -	$ -	$ -	$ -
4772	626002360	TEMP	CLO-Tucumcari ML Inefficiently Coated Steel Main Replacement Phase III	FP-NMG Dist Mains-Replace	376.2	$ -	$ -	$ -	$ -	$ -	$ -	$ -	$ -
4773	626002360	TEMP	CLO-Tucumcari ML Inefficiently Coated Steel Main Replacement Phase III	FP-NMG Dist Mains-Replace	376.4	$ -	$ -	$ -	$ -	$ -	$ -	$ -	$ -
4774	626002360	TEMP	CLO-Tucumcari ML Inefficiently Coated Steel Main Replacement Phase III	FP-NMG Dist Mains-Replace	380.0	$ -	$ -	$ -	$ -	$ -	$ -	$ -	$ -
4775	601002361	TEMP	FLOWCAL Upgrade	FP-NMG Intangible	303.3	$ -	$ -	$ -	$ -	$ -	$ -	$ -	$ -
4776	626002362	TEMP	CLO-Tucumcari ML Inefficiently Coated Steel Main Replacement Phase IV	FP-NMG Dist Mains-Replace	376.1	$ -	$ -	$ -	$ -	$ -	$ -	$ -	$ -
4777	626002362	TEMP	CLO-Tucumcari ML Inefficiently Coated Steel Main Replacement Phase IV	FP-NMG Dist Mains-Replace	376.2	$ -	$ -	$ -	$ -	$ -	$ -	$ -	$ -
4778	626002362	TEMP	CLO-Tucumcari ML Inefficiently Coated Steel Main Replacement Phase IV	FP-NMG Dist Mains-Replace	376.4	$ -	$ -	$ -	$ -	$ -	$ -	$ -	$ -
4779	626002362	TEMP	CLO-Tucumcari ML Inefficiently Coated Steel Main Replacement Phase IV	FP-NMG Dist Mains-Replace	380.0	$ -	$ -	$ -	$ -	$ -	$ -	$ -	$ -
4780	626002363	TEMP	CLO-Tucumcari ML Inefficiently Coated Steel Main Replacement Phase V	FP-NMG Dist Mains-Replace	376.1	$ -	$ -	$ -	$ -	$ -	$ -	$ -	$ -
4781	626002363	TEMP	CLO-Tucumcari ML Inefficiently Coated Steel Main Replacement Phase V	FP-NMG Dist Mains-Replace	376.2	$ -	$ -	$ -	$ -	$ -	$ -	$ -	$ -
4782	626002363	TEMP	CLO-Tucumcari ML Inefficiently Coated Steel Main Replacement Phase V	FP-NMG Dist Mains-Replace	376.4	$ -	$ -	$ -	$ -	$ -	$ -	$ -	$ -
4783	626002363	TEMP	CLO-Tucumcari ML Inefficiently Coated Steel Main Replacement Phase V	FP-NMG Dist Mains-Replace	380.0	$ -	$ -	$ -	$ -	$ -	$ -	$ -	$ -
4784	T624002364	TEMP	Replace meter at Navajo North	FP-NMG Transm Specific-Replace	367.1	$ -	$ -	$ -	$ -	$ -	$ -	$ -	$ -
4785	T624002364	TEMP	Replace meter at Navajo North	FP-NMG Transm Specific-Replace	368.0	$ -	$ -	$ -	$ -	$ -	$ -	$ -	$ -
4786	T624002364	TEMP	Replace meter at Navajo North	FP-NMG Transm Specific-Replace	369.0	$ -	$ -	$ -	$ -	$ -	$ -	$ -	$ -
4787	610002365	TEMP	PE Legacy Pipe- Monroe St NE	FP-NMG Dist Specific-Replace	376.1	$ -	$ -	$ -	$ -	$ -	$ -	$ -	$ -
4788	610002365	TEMP	PE Legacy Pipe- Monroe St NE	FP-NMG Dist Specific-Replace	376.2	$ -	$ -	$ -	$ -	$ -	$ -	$ -	$ -
4789	610002365	TEMP	PE Legacy Pipe- Monroe St NE	FP-NMG Dist Specific-Replace	376.4	$ -	$ -	$ -	$ -	$ -	$ -	$ -	$ -
4790	610002365	TEMP	PE Legacy Pipe- Monroe St NE	FP-NMG Dist Specific-Replace	380.0	$ -	$ -	$ -	$ -	$ -	$ -	$ -	$ -
4791	T624002366	TEMP	Replace Meter at Artesia/Red Lake	FP-NMG Transm Specific-Replace	367.1	$ -	$ -	$ -	$ -	$ -	$ -	$ -	$ -
4792	T624002366	TEMP	Replace Meter at Artesia/Red Lake	FP-NMG Transm Specific-Replace	368.0	$ -	$ -	$ -	$ -	$ -	$ -	$ -	$ -
4793	T624002366	TEMP	Replace Meter at Artesia/Red Lake	FP-NMG Transm Specific-Replace	369.0	$ -	$ -	$ -	$ -	$ -	$ -	$ -	$ -
4794	T624002367	TEMP	Frontier Maljamar-Inline Filter	FP-NMG Transm Stations-New	369.0	$ -	$ -	$ -	$ -	$ -	$ -	$ -	$ -
4795	T624002368	TEMP	Replace Meter - Roswell at Red Lake	FP-NMG Transm Specific-Replace	367.1	$ -	$ -	$ -	$ -	$ -	$ -	$ -	$ -
4796	T624002368	TEMP	Replace Meter - Roswell at Red Lake	FP-NMG Transm Specific-Replace	368.0	$ -	$ -	$ -	$ -	$ -	$ -	$ -	$ -
4797	T624002368	TEMP	Replace Meter - Roswell at Red Lake	FP-NMG Transm Specific-Replace	369.0	$ -	$ -	$ -	$ -	$ -	$ -	$ -	$ -
4798	610002369	TEMP	PE Legacy Pipe- Orinoco Dr. NW HP	FP-NMG Dist Specific-Replace	376.1	$ -	$ -	$ -	$ -	$ -	$ -	$ -	$ -
4799	610002369	TEMP	PE Legacy Pipe- Orinoco Dr. NW HP	FP-NMG Dist Specific-Replace	376.2	$ -	$ -	$ -	$ -	$ -	$ -	$ -	$ -
4800	610002369	TEMP	PE Legacy Pipe- Orinoco Dr. NW HP	FP-NMG Dist Specific-Replace	376.4	$ -	$ -	$ -	$ -	$ -	$ -	$ -	$ -
4801	610002369	TEMP	PE Legacy Pipe- Orinoco Dr. NW HP	FP-NMG Dist Specific-Replace	380.0	$ -	$ -	$ -	$ -	$ -	$ -	$ -	$ -
4802	624002370	TEMP	CAR-Canyon & Canal 3-inch Main Replacement	FP-NMG Dist Specific-Replace	376.1	$ -	$ -	$ -	$ -	$ -	$ -	$ -	$ -
4803	624002370	TEMP	CAR-Canyon & Canal 3-inch Main Replacement	FP-NMG Dist Specific-Replace	376.2	$ -	$ -	$ -	$ -	$ -	$ -	$ -	$ -
4804	624002370	TEMP	CAR-Canyon & Canal 3-inch Main Replacement	FP-NMG Dist Specific-Replace	376.4	$ -	$ -	$ -	$ -	$ -	$ -	$ -	$ -
4805	624002370	TEMP	CAR-Canyon & Canal 3-inch Main Replacement	FP-NMG Dist Specific-Replace	380.0	$ -	$ -	$ -	$ -	$ -	$ -	$ -	$ -
4806	T610002372	TEMP	Odorant Monitor at Placitas BV	FP-NMG Transm Stations-New	369.0	$ -	$ -	$ -	$ -	$ -	$ 115,651	$ -	$ -
4807	624002373	TEMP	CAR-Glasier & Doepp 1-1/4-inch Main Replacement	FP-NMG Dist Services-Replace	380.0	$ -	$ -	$ -	$ -	$ -	$ -	$ -	$ -
4808	624002373	TEMP	CAR-Glasier & Doepp 1-1/4-inch Main Replacement	FP-NMG Dist Services-Replace	380.1	$ -	$ -	$ -	$ -	$ -	$ -	$ -	$ -
4809	624002374	TEMP	CAR-Loving 3-inch Main Replacement	FP-NMG Dist Specific-Replace	376.1	$ -	$ -	$ -	$ -	$ -	$ -	$ -	$ -
4810	624002374	TEMP	CAR-Loving 3-inch Main Replacement	FP-NMG Dist Specific-Replace	376.2	$ -	$ -	$ -	$ -	$ -	$ -	$ -	$ -
4811	624002374	TEMP	CAR-Loving 3-inch Main Replacement	FP-NMG Dist Specific-Replace	376.4	$ -	$ -	$ -	$ -	$ -	$ -	$ -	$ -
4812	624002374	TEMP	CAR-Loving 3-inch Main Replacement	FP-NMG Dist Specific-Replace	380.0	$ -	$ -	$ -	$ -	$ -	$ -	$ -	$ -
4813	610002375	TEMP	PE Legacy Pipe- Sandlewood Dr NW & Redwood Dr NW	FP-NMG Dist Specific-Replace	376.1	$ -	$ -	$ -	$ -	$ -	$ -	$ -	$ -
4814	610002375	TEMP	PE Legacy Pipe- Sandlewood Dr NW & Redwood Dr NW	FP-NMG Dist Specific-Replace	376.2	$ -	$ -	$ -	$ -	$ -	$ -	$ -	$ -
4815	610002375	TEMP	PE Legacy Pipe- Sandlewood Dr NW & Redwood Dr NW	FP-NMG Dist Specific-Replace	376.4	$ -	$ -	$ -	$ -	$ -	$ -	$ -	$ -
4816	610002375	TEMP	PE Legacy Pipe- Sandlewood Dr NW & Redwood Dr NW	FP-NMG Dist Specific-Replace	380.0	$ -	$ -	$ -	$ -	$ -	$ -	$ -	$ -
4817	610002376	TEMP	PE Legacy Pipe- 32nd Circle SE	FP-NMG Dist Specific-Replace	376.1	$ -	$ -	$ -	$ -	$ -	$ -	$ -	$ -
4818	610002376	TEMP	PE Legacy Pipe- 32nd Circle SE	FP-NMG Dist Specific-Replace	376.2	$ -	$ -	$ -	$ -	$ -	$ -	$ -	$ -
4819	610002376	TEMP	PE Legacy Pipe- 32nd Circle SE	FP-NMG Dist Specific-Replace	376.4	$ -	$ -	$ -	$ -	$ -	$ -	$ -	$ -

NEW MEXICO GAS COMPANY, INC.

Plant Gross Activity
Base Period - 12 Months Ending March 31, 2023
Future Test Year - 12 Months Ending September 30, 2025

	A	B	C	D	E	U	V	W	X	Y	Z	AA
3	Investment Number	FP Number	Investment Name	FP Type	FERC Account	7/31/2024	8/31/2024	9/30/2024	10/31/2024	11/30/2024	12/31/2024	1/31/2025
4764	626002358	TEMP	CLO-Tucumcari ML Inefficiently Coated Steel Main Replacement Phase II	FP-NMG Dist Mains-Replace	376.1	$ -	$ -	$ -	$ -	$ -	$ -	$ -
4765	626002358	TEMP	CLO-Tucumcari ML Inefficiently Coated Steel Main Replacement Phase II	FP-NMG Dist Mains-Replace	376.2	$ -	$ -	$ -	$ -	$ -	$ -	$ -
4766	626002358	TEMP	CLO-Tucumcari ML Inefficiently Coated Steel Main Replacement Phase II	FP-NMG Dist Mains-Replace	376.4	$ -	$ -	$ -	$ -	$ -	$ -	$ -
4767	626002358	TEMP	CLO-Tucumcari ML Inefficiently Coated Steel Main Replacement Phase II	FP-NMG Dist Mains-Replace	380.0	$ -	$ -	$ -	$ -	$ -	$ -	$ -
4768	T624002359	TEMP	Replace Meter at Artesia BS	FP-NMG Transm Specific-Replace	367.1	$ -	$ -	$ -	$ -	$ -	$ -	$ -
4769	T624002359	TEMP	Replace Meter at Artesia BS	FP-NMG Transm Specific-Replace	368.0	$ -	$ -	$ -	$ -	$ -	$ -	$ -
4770	T624002359	TEMP	Replace Meter at Artesia BS	FP-NMG Transm Specific-Replace	369.0	$ -	$ -	$ -	$ -	$ -	$ -	$ -
4771	626002360	TEMP	CLO-Tucumcari ML Inefficiently Coated Steel Main Replacement Phase III	FP-NMG Dist Mains-Replace	376.1	$ -	$ -	$ -	$ -	$ -	$ -	$ -
4772	626002360	TEMP	CLO-Tucumcari ML Inefficiently Coated Steel Main Replacement Phase III	FP-NMG Dist Mains-Replace	376.2	$ -	$ -	$ -	$ -	$ -	$ -	$ -
4773	626002360	TEMP	CLO-Tucumcari ML Inefficiently Coated Steel Main Replacement Phase III	FP-NMG Dist Mains-Replace	376.4	$ -	$ -	$ -	$ -	$ -	$ -	$ -
4774	626002360	TEMP	CLO-Tucumcari ML Inefficiently Coated Steel Main Replacement Phase III	FP-NMG Dist Mains-Replace	380.0	$ -	$ -	$ -	$ -	$ -	$ -	$ -
4775	601002361	TEMP	FLOWCAL Upgrade	FP-NMG Intangible	303.3	$ -	$ -	$ -	$ -	$ -	$ -	$ -
4776	626002362	TEMP	CLO-Tucumcari ML Inefficiently Coated Steel Main Replacement Phase IV	FP-NMG Dist Mains-Replace	376.1	$ -	$ -	$ -	$ -	$ -	$ -	$ -
4777	626002362	TEMP	CLO-Tucumcari ML Inefficiently Coated Steel Main Replacement Phase IV	FP-NMG Dist Mains-Replace	376.2	$ -	$ -	$ -	$ -	$ -	$ -	$ -
4778	626002362	TEMP	CLO-Tucumcari ML Inefficiently Coated Steel Main Replacement Phase IV	FP-NMG Dist Mains-Replace	376.4	$ -	$ -	$ -	$ -	$ -	$ -	$ -
4779	626002362	TEMP	CLO-Tucumcari ML Inefficiently Coated Steel Main Replacement Phase IV	FP-NMG Dist Mains-Replace	380.0	$ -	$ -	$ -	$ -	$ -	$ -	$ -
4780	626002363	TEMP	CLO-Tucumcari ML Inefficiently Coated Steel Main Replacement Phase V	FP-NMG Dist Mains-Replace	376.1	$ -	$ -	$ -	$ -	$ -	$ -	$ -
4781	626002363	TEMP	CLO-Tucumcari ML Inefficiently Coated Steel Main Replacement Phase V	FP-NMG Dist Mains-Replace	376.2	$ -	$ -	$ -	$ -	$ -	$ -	$ -
4782	626002363	TEMP	CLO-Tucumcari ML Inefficiently Coated Steel Main Replacement Phase V	FP-NMG Dist Mains-Replace	376.4	$ -	$ -	$ -	$ -	$ -	$ -	$ -
4783	626002363	TEMP	CLO-Tucumcari ML Inefficiently Coated Steel Main Replacement Phase V	FP-NMG Dist Mains-Replace	380.0	$ -	$ -	$ -	$ -	$ -	$ -	$ -
4784	T624002364	TEMP	Replace meter at Navajo North	FP-NMG Transm Specific-Replace	367.1	$ -	$ -	$ -	$ -	$ -	$ -	$ -
4785	T624002364	TEMP	Replace meter at Navajo North	FP-NMG Transm Specific-Replace	368.0	$ -	$ -	$ -	$ -	$ -	$ -	$ -
4786	T624002364	TEMP	Replace meter at Navajo North	FP-NMG Transm Specific-Replace	369.0	$ -	$ -	$ -	$ -	$ -	$ -	$ -
4787	610002365	TEMP	PE Legacy Pipe- Monroe St NE	FP-NMG Dist Specific-Replace	376.1	$ -	$ -	$ -	$ -	$ -	$ -	$ -
4788	610002365	TEMP	PE Legacy Pipe- Monroe St NE	FP-NMG Dist Specific-Replace	376.2	$ -	$ -	$ -	$ -	$ -	$ -	$ -
4789	610002365	TEMP	PE Legacy Pipe- Monroe St NE	FP-NMG Dist Specific-Replace	376.4	$ -	$ -	$ -	$ -	$ -	$ -	$ -
4790	610002365	TEMP	PE Legacy Pipe- Monroe St NE	FP-NMG Dist Specific-Replace	380.0	$ -	$ -	$ -	$ -	$ -	$ -	$ -
4791	T624002366	TEMP	Replace Meter at Artesia/Red Lake	FP-NMG Transm Specific-Replace	367.1	$ -	$ -	$ -	$ -	$ -	$ -	$ -
4792	T624002366	TEMP	Replace Meter at Artesia/Red Lake	FP-NMG Transm Specific-Replace	368.0	$ -	$ -	$ -	$ -	$ -	$ -	$ -
4793	T624002366	TEMP	Replace Meter at Artesia/Red Lake	FP-NMG Transm Specific-Replace	369.0	$ -	$ -	$ -	$ -	$ -	$ -	$ -
4794	T624002367	TEMP	Frontier Maljamar-Inline Filter	FP-NMG Transm Stations-New	369.0	$ -	$ -	$ -	$ -	$ -	$ -	$ -
4795	T624002368	TEMP	Replace Meter - Roswell at Red Lake	FP-NMG Transm Specific-Replace	367.1	$ -	$ -	$ -	$ -	$ -	$ -	$ -
4796	T624002368	TEMP	Replace Meter - Roswell at Red Lake	FP-NMG Transm Specific-Replace	368.0	$ -	$ -	$ -	$ -	$ -	$ -	$ -
4797	T624002368	TEMP	Replace Meter - Roswell at Red Lake	FP-NMG Transm Specific-Replace	369.0	$ -	$ -	$ -	$ -	$ -	$ -	$ -
4798	610002369	TEMP	PE Legacy Pipe- Orinoco Dr. NW HP	FP-NMG Dist Specific-Replace	376.1	$ -	$ -	$ -	$ -	$ -	$ -	$ -
4799	610002369	TEMP	PE Legacy Pipe- Orinoco Dr. NW HP	FP-NMG Dist Specific-Replace	376.2	$ -	$ -	$ -	$ -	$ -	$ -	$ -
4800	610002369	TEMP	PE Legacy Pipe- Orinoco Dr. NW HP	FP-NMG Dist Specific-Replace	376.4	$ -	$ -	$ -	$ -	$ -	$ -	$ -
4801	610002369	TEMP	PE Legacy Pipe- Orinoco Dr. NW HP	FP-NMG Dist Specific-Replace	380.0	$ -	$ -	$ -	$ -	$ -	$ -	$ -
4802	624002370	TEMP	CAR-Canyon & Canal 3-inch Main Replacement	FP-NMG Dist Specific-Replace	376.1	$ -	$ -	$ -	$ -	$ -	$ -	$ -
4803	624002370	TEMP	CAR-Canyon & Canal 3-inch Main Replacement	FP-NMG Dist Specific-Replace	376.2	$ -	$ -	$ -	$ -	$ -	$ -	$ -
4804	624002370	TEMP	CAR-Canyon & Canal 3-inch Main Replacement	FP-NMG Dist Specific-Replace	376.4	$ -	$ -	$ -	$ -	$ -	$ -	$ -
4805	624002370	TEMP	CAR-Canyon & Canal 3-inch Main Replacement	FP-NMG Dist Specific-Replace	380.0	$ -	$ -	$ -	$ -	$ -	$ -	$ -
4806	T610002372	TEMP	Odorant Monitor at Placitas BV	FP-NMG Transm Stations-New	369.0	$ -	$ -	$ -	$ -	$ -	$ -	$ -
4807	624002373	TEMP	CAR-Glasier & Doepp 1-1/4-inch Main Replacement	FP-NMG Dist Services-Replace	380.0	$ -	$ -	$ -	$ -	$ -	$ -	$ -
4808	624002373	TEMP	CAR-Glasier & Doepp 1-1/4-inch Main Replacement	FP-NMG Dist Services-Replace	380.1	$ -	$ -	$ -	$ -	$ -	$ -	$ -
4809	624002374	TEMP	CAR-Loving 3-inch Main Replacement	FP-NMG Dist Specific-Replace	376.1	$ -	$ -	$ -	$ -	$ -	$ -	$ -
4810	624002374	TEMP	CAR-Loving 3-inch Main Replacement	FP-NMG Dist Specific-Replace	376.2	$ -	$ -	$ -	$ -	$ -	$ -	$ -
4811	624002374	TEMP	CAR-Loving 3-inch Main Replacement	FP-NMG Dist Specific-Replace	376.4	$ -	$ -	$ -	$ -	$ -	$ -	$ -
4812	624002374	TEMP	CAR-Loving 3-inch Main Replacement	FP-NMG Dist Specific-Replace	380.0	$ -	$ -	$ -	$ -	$ -	$ -	$ -
4813	610002375	TEMP	PE Legacy Pipe- Sandlewood Dr NW & Redwood Dr NW	FP-NMG Dist Specific-Replace	376.1	$ -	$ -	$ -	$ -	$ -	$ -	$ -
4814	610002375	TEMP	PE Legacy Pipe- Sandlewood Dr NW & Redwood Dr NW	FP-NMG Dist Specific-Replace	376.2	$ -	$ -	$ -	$ -	$ -	$ -	$ -
4815	610002375	TEMP	PE Legacy Pipe- Sandlewood Dr NW & Redwood Dr NW	FP-NMG Dist Specific-Replace	376.4	$ -	$ -	$ -	$ -	$ -	$ -	$ -
4816	610002375	TEMP	PE Legacy Pipe- Sandlewood Dr NW & Redwood Dr NW	FP-NMG Dist Specific-Replace	380.0	$ -	$ -	$ -	$ -	$ -	$ -	$ -
4817	610002376	TEMP	PE Legacy Pipe- 32nd Circle SE	FP-NMG Dist Specific-Replace	376.1	$ -	$ -	$ -	$ -	$ -	$ -	$ -
4818	610002376	TEMP	PE Legacy Pipe- 32nd Circle SE	FP-NMG Dist Specific-Replace	376.2	$ -	$ -	$ -	$ -	$ -	$ -	$ -
4819	610002376	TEMP	PE Legacy Pipe- 32nd Circle SE	FP-NMG Dist Specific-Replace	376.4	$ -	$ -	$ -	$ -	$ -	$ -	$ -

NEW MEXICO GAS COMPANY, INC.

Plant Gross Activity
Base Period - 12 Months Ending March 31, 2023
Future Test Year - 12 Months Ending September 30, 2025

	A	B	C	D	E	AB	AC	AD	AE	AF	AG	AH	AI
3	Investment Number	FP Number	Investment Name	FP Type	FERC Account	2/28/2025	3/31/2025	4/30/2025	5/31/2025	6/30/2025	7/31/2025	8/31/2025	9/30/2025
4764	626002358	TEMP	CLO-Tucumcari ML Inefficiently Coated Steel Main Replacement Phase II	FP-NMG Dist Mains-Replace	376.1	$ -	$ -	$ -	$ -	$ -	$ -	$ -	$ -
4765	626002358	TEMP	CLO-Tucumcari ML Inefficiently Coated Steel Main Replacement Phase II	FP-NMG Dist Mains-Replace	376.2	$ -	$ -	$ -	$ -	$ -	$ -	$ -	$ -
4766	626002358	TEMP	CLO-Tucumcari ML Inefficiently Coated Steel Main Replacement Phase II	FP-NMG Dist Mains-Replace	376.4	$ -	$ -	$ -	$ -	$ -	$ -	$ -	$ -
4767	626002358	TEMP	CLO-Tucumcari ML Inefficiently Coated Steel Main Replacement Phase II	FP-NMG Dist Mains-Replace	380.0	$ -	$ -	$ -	$ -	$ -	$ -	$ -	$ -
4768	T624002359	TEMP	Replace Meter at Artesia BS	FP-NMG Transm Specific-Replace	367.1	$ -	$ -	$ -	$ -	$ -	$ -	$ -	$ -
4769	T624002359	TEMP	Replace Meter at Artesia BS	FP-NMG Transm Specific-Replace	368.0	$ -	$ -	$ -	$ -	$ -	$ -	$ -	$ -
4770	T624002359	TEMP	Replace Meter at Artesia BS	FP-NMG Transm Specific-Replace	369.0	$ -	$ -	$ -	$ -	$ -	$ -	$ -	$ -
4771	626002360	TEMP	CLO-Tucumcari ML Inefficiently Coated Steel Main Replacement Phase III	FP-NMG Dist Mains-Replace	376.1	$ -	$ -	$ -	$ -	$ -	$ -	$ -	$ -
4772	626002360	TEMP	CLO-Tucumcari ML Inefficiently Coated Steel Main Replacement Phase III	FP-NMG Dist Mains-Replace	376.2	$ -	$ -	$ -	$ -	$ -	$ -	$ -	$ -
4773	626002360	TEMP	CLO-Tucumcari ML Inefficiently Coated Steel Main Replacement Phase III	FP-NMG Dist Mains-Replace	376.4	$ -	$ -	$ -	$ -	$ -	$ -	$ -	$ -
4774	626002360	TEMP	CLO-Tucumcari ML Inefficiently Coated Steel Main Replacement Phase III	FP-NMG Dist Mains-Replace	380.0	$ -	$ -	$ -	$ -	$ -	$ -	$ -	$ -
4775	601002361	TEMP	FLOWCAL Upgrade	FP-NMG Intangible	303.3	$ -	$ -	$ -	$ -	$ -	$ -	$ -	$ -
4776	626002362	TEMP	CLO-Tucumcari ML Inefficiently Coated Steel Main Replacement Phase IV	FP-NMG Dist Mains-Replace	376.1	$ -	$ -	$ -	$ -	$ -	$ -	$ -	$ -
4777	626002362	TEMP	CLO-Tucumcari ML Inefficiently Coated Steel Main Replacement Phase IV	FP-NMG Dist Mains-Replace	376.2	$ -	$ -	$ -	$ -	$ -	$ -	$ -	$ -
4778	626002362	TEMP	CLO-Tucumcari ML Inefficiently Coated Steel Main Replacement Phase IV	FP-NMG Dist Mains-Replace	376.4	$ -	$ -	$ -	$ -	$ -	$ -	$ -	$ -
4779	626002362	TEMP	CLO-Tucumcari ML Inefficiently Coated Steel Main Replacement Phase IV	FP-NMG Dist Mains-Replace	380.0	$ -	$ -	$ -	$ -	$ -	$ -	$ -	$ -
4780	626002363	TEMP	CLO-Tucumcari ML Inefficiently Coated Steel Main Replacement Phase V	FP-NMG Dist Mains-Replace	376.1	$ -	$ -	$ -	$ -	$ -	$ -	$ -	$ -
4781	626002363	TEMP	CLO-Tucumcari ML Inefficiently Coated Steel Main Replacement Phase V	FP-NMG Dist Mains-Replace	376.2	$ -	$ -	$ -	$ -	$ -	$ -	$ -	$ -
4782	626002363	TEMP	CLO-Tucumcari ML Inefficiently Coated Steel Main Replacement Phase V	FP-NMG Dist Mains-Replace	376.4	$ -	$ -	$ -	$ -	$ -	$ -	$ -	$ -
4783	626002363	TEMP	CLO-Tucumcari ML Inefficiently Coated Steel Main Replacement Phase V	FP-NMG Dist Mains-Replace	380.0	$ -	$ -	$ -	$ -	$ -	$ -	$ -	$ -
4784	T624002364	TEMP	Replace meter at Navajo North	FP-NMG Transm Specific-Replace	367.1	$ -	$ -	$ -	$ -	$ 140,216	$ -	$ -	$ -
4785	T624002364	TEMP	Replace meter at Navajo North	FP-NMG Transm Specific-Replace	368.0	$ -	$ -	$ -	$ -	$ 20,031	$ -	$ -	$ -
4786	T624002364	TEMP	Replace meter at Navajo North	FP-NMG Transm Specific-Replace	369.0	$ -	$ -	$ -	$ -	$ 40,062	$ -	$ -	$ -
4787	610002365	TEMP	PE Legacy Pipe- Monroe St NE	FP-NMG Dist Specific-Replace	376.1	$ -	$ -	$ -	$ -	$ -	$ -	$ -	$ -
4788	610002365	TEMP	PE Legacy Pipe- Monroe St NE	FP-NMG Dist Specific-Replace	376.2	$ -	$ -	$ -	$ -	$ -	$ -	$ -	$ -
4789	610002365	TEMP	PE Legacy Pipe- Monroe St NE	FP-NMG Dist Specific-Replace	376.4	$ -	$ -	$ -	$ -	$ -	$ -	$ -	$ -
4790	610002365	TEMP	PE Legacy Pipe- Monroe St NE	FP-NMG Dist Specific-Replace	380.0	$ -	$ -	$ -	$ -	$ -	$ -	$ -	$ -
4791	T624002366	TEMP	Replace Meter at Artesia/Red Lake	FP-NMG Transm Specific-Replace	367.1	$ -	$ -	$ -	$ -	$ -	$ -	$ -	$ -
4792	T624002366	TEMP	Replace Meter at Artesia/Red Lake	FP-NMG Transm Specific-Replace	368.0	$ -	$ -	$ -	$ -	$ -	$ -	$ -	$ -
4793	T624002366	TEMP	Replace Meter at Artesia/Red Lake	FP-NMG Transm Specific-Replace	369.0	$ -	$ -	$ -	$ -	$ -	$ -	$ -	$ -
4794	T624002367	TEMP	Frontier Maljamar-Inline Filter	FP-NMG Transm Stations-New	369.0	$ -	$ -	$ -	$ -	$ -	$ -	$ -	$ -
4795	T624002368	TEMP	Replace Meter - Roswell at Red Lake	FP-NMG Transm Specific-Replace	367.1	$ -	$ -	$ -	$ -	$ -	$ -	$ -	$ -
4796	T624002368	TEMP	Replace Meter - Roswell at Red Lake	FP-NMG Transm Specific-Replace	368.0	$ -	$ -	$ -	$ -	$ -	$ -	$ -	$ -
4797	T624002368	TEMP	Replace Meter - Roswell at Red Lake	FP-NMG Transm Specific-Replace	369.0	$ -	$ -	$ -	$ -	$ -	$ -	$ -	$ -
4798	610002369	TEMP	PE Legacy Pipe- Orinoco Dr. NW HP	FP-NMG Dist Specific-Replace	376.1	$ -	$ -	$ -	$ -	$ -	$ -	$ -	$ -
4799	610002369	TEMP	PE Legacy Pipe- Orinoco Dr. NW HP	FP-NMG Dist Specific-Replace	376.2	$ -	$ -	$ -	$ -	$ -	$ -	$ -	$ -
4800	610002369	TEMP	PE Legacy Pipe- Orinoco Dr. NW HP	FP-NMG Dist Specific-Replace	376.4	$ -	$ -	$ -	$ -	$ -	$ -	$ -	$ -
4801	610002369	TEMP	PE Legacy Pipe- Orinoco Dr. NW HP	FP-NMG Dist Specific-Replace	380.0	$ -	$ -	$ -	$ -	$ -	$ -	$ -	$ -
4802	624002370	TEMP	CAR-Canyon & Canal 3-inch Main Replacement	FP-NMG Dist Specific-Replace	376.1	$ -	$ -	$ -	$ -	$ -	$ -	$ -	$ -
4803	624002370	TEMP	CAR-Canyon & Canal 3-inch Main Replacement	FP-NMG Dist Specific-Replace	376.2	$ -	$ -	$ -	$ -	$ -	$ -	$ -	$ -
4804	624002370	TEMP	CAR-Canyon & Canal 3-inch Main Replacement	FP-NMG Dist Specific-Replace	376.4	$ -	$ -	$ -	$ -	$ -	$ -	$ -	$ -
4805	624002370	TEMP	CAR-Canyon & Canal 3-inch Main Replacement	FP-NMG Dist Specific-Replace	380.0	$ -	$ -	$ -	$ -	$ -	$ -	$ -	$ -
4806	T610002372	TEMP	Odorant Monitor at Placitas BV	FP-NMG Transm Stations-New	369.0	$ -	$ -	$ -	$ -	$ -	$ -	$ -	$ -
4807	624002373	TEMP	CAR-Glasier & Doepp 1-1/4-inch Main Replacement	FP-NMG Dist Services-Replace	380.0	$ -	$ -	$ -	$ -	$ -	$ -	$ 376,448	$ -
4808	624002373	TEMP	CAR-Glasier & Doepp 1-1/4-inch Main Replacement	FP-NMG Dist Services-Replace	380.1	$ -	$ -	$ -	$ -	$ -	$ -	$ 169,129	$ -
4809	624002374	TEMP	CAR-Loving 3-inch Main Replacement	FP-NMG Dist Specific-Replace	376.1	$ -	$ -	$ -	$ -	$ -	$ -	$ -	$ -
4810	624002374	TEMP	CAR-Loving 3-inch Main Replacement	FP-NMG Dist Specific-Replace	376.2	$ -	$ -	$ -	$ -	$ -	$ -	$ -	$ -
4811	624002374	TEMP	CAR-Loving 3-inch Main Replacement	FP-NMG Dist Specific-Replace	376.4	$ -	$ -	$ -	$ -	$ -	$ -	$ -	$ -
4812	624002374	TEMP	CAR-Loving 3-inch Main Replacement	FP-NMG Dist Specific-Replace	380.0	$ -	$ -	$ -	$ -	$ -	$ -	$ -	$ -
4813	610002375	TEMP	PE Legacy Pipe- Sandlewood Dr NW & Redwood Dr NW	FP-NMG Dist Specific-Replace	376.1	$ -	$ -	$ -	$ -	$ -	$ -	$ -	$ -
4814	610002375	TEMP	PE Legacy Pipe- Sandlewood Dr NW & Redwood Dr NW	FP-NMG Dist Specific-Replace	376.2	$ -	$ -	$ -	$ -	$ -	$ -	$ -	$ -
4815	610002375	TEMP	PE Legacy Pipe- Sandlewood Dr NW & Redwood Dr NW	FP-NMG Dist Specific-Replace	376.4	$ -	$ -	$ -	$ -	$ -	$ -	$ -	$ -
4816	610002375	TEMP	PE Legacy Pipe- Sandlewood Dr NW & Redwood Dr NW	FP-NMG Dist Specific-Replace	380.0	$ -	$ -	$ -	$ -	$ -	$ -	$ -	$ -
4817	610002376	TEMP	PE Legacy Pipe- 32nd Circle SE	FP-NMG Dist Specific-Replace	376.1	$ -	$ -	$ -	$ -	$ -	$ -	$ -	$ -
4818	610002376	TEMP	PE Legacy Pipe- 32nd Circle SE	FP-NMG Dist Specific-Replace	376.2	$ -	$ -	$ -	$ -	$ -	$ -	$ -	$ -
4819	610002376	TEMP	PE Legacy Pipe- 32nd Circle SE	FP-NMG Dist Specific-Replace	376.4	$ -	$ -	$ -	$ -	$ -	$ -	$ -	$ -

NEW MEXICO GAS COMPANY, INC.

Plant Gross Activity
Base Period - 12 Months Ending March 31, 2023
Future Test Year - 12 Months Ending September 30, 2025

	A	B	C	D	E	F	G	H	I	J	K	L
3	Investment Number	FP Number	Investment Name	FP Type	FERC Account	4/30/2023	5/31/2023	6/30/2023	7/31/2023	8/31/2023	9/30/2023	10/31/2023
4820	610002376	TEMP	PE Legacy Pipe- 32nd Circle SE	FP-NMG Dist Specific-Replace	380.0	$ -	$ -	$ -	$ -	$ -	$ -	$ -
4821	610002377	TEMP	PE Legacy Pipe- Dakota Morning Rd	FP-NMG Dist Specific-Replace	376.1	$ -	$ -	$ -	$ -	$ -	$ -	$ -
4822	610002377	TEMP	PE Legacy Pipe- Dakota Morning Rd	FP-NMG Dist Specific-Replace	376.2	$ -	$ -	$ -	$ -	$ -	$ -	$ -
4823	610002377	TEMP	PE Legacy Pipe- Dakota Morning Rd	FP-NMG Dist Specific-Replace	376.4	$ -	$ -	$ -	$ -	$ -	$ -	$ -
4824	610002377	TEMP	PE Legacy Pipe- Dakota Morning Rd	FP-NMG Dist Specific-Replace	380.0	$ -	$ -	$ -	$ -	$ -	$ -	$ -
4825	610002378	TEMP	PE Legacy Pipe- Old Coors Dr SW	FP-NMG Dist Specific-Replace	376.1	$ -	$ -	$ -	$ -	$ -	$ -	$ -
4826	610002378	TEMP	PE Legacy Pipe- Old Coors Dr SW	FP-NMG Dist Specific-Replace	376.2	$ -	$ -	$ -	$ -	$ -	$ -	$ -
4827	610002378	TEMP	PE Legacy Pipe- Old Coors Dr SW	FP-NMG Dist Specific-Replace	376.4	$ -	$ -	$ -	$ -	$ -	$ -	$ -
4828	610002378	TEMP	PE Legacy Pipe- Old Coors Dr SW	FP-NMG Dist Specific-Replace	380.0	$ -	$ -	$ -	$ -	$ -	$ -	$ -
4829	610002379	TEMP	PE Legacy Pipe- Cartagena Ave SW	FP-NMG Dist Specific-Replace	376.1	$ -	$ -	$ -	$ -	$ -	$ -	$ -
4830	610002379	TEMP	PE Legacy Pipe- Cartagena Ave SW	FP-NMG Dist Specific-Replace	376.2	$ -	$ -	$ -	$ -	$ -	$ -	$ -
4831	610002379	TEMP	PE Legacy Pipe- Cartagena Ave SW	FP-NMG Dist Specific-Replace	376.4	$ -	$ -	$ -	$ -	$ -	$ -	$ -
4832	610002379	TEMP	PE Legacy Pipe- Cartagena Ave SW	FP-NMG Dist Specific-Replace	380.0	$ -	$ -	$ -	$ -	$ -	$ -	$ -
4833	610002380	TEMP	PE Legacy Pipe- Malaguena Ln NE	FP-NMG Dist Specific-Replace	376.1	$ -	$ -	$ -	$ -	$ -	$ -	$ -
4834	610002380	TEMP	PE Legacy Pipe- Malaguena Ln NE	FP-NMG Dist Specific-Replace	376.2	$ -	$ -	$ -	$ -	$ -	$ -	$ -
4835	610002380	TEMP	PE Legacy Pipe- Malaguena Ln NE	FP-NMG Dist Specific-Replace	376.4	$ -	$ -	$ -	$ -	$ -	$ -	$ -
4836	610002380	TEMP	PE Legacy Pipe- Malaguena Ln NE	FP-NMG Dist Specific-Replace	380.0	$ -	$ -	$ -	$ -	$ -	$ -	$ -
4837	610002381	TEMP	PE Legacy Pipe- Mesa St SE	FP-NMG Dist Specific-Replace	376.1	$ -	$ -	$ -	$ -	$ -	$ -	$ -
4838	610002381	TEMP	PE Legacy Pipe- Mesa St SE	FP-NMG Dist Specific-Replace	376.2	$ -	$ -	$ -	$ -	$ -	$ -	$ -
4839	610002381	TEMP	PE Legacy Pipe- Mesa St SE	FP-NMG Dist Specific-Replace	376.4	$ -	$ -	$ -	$ -	$ -	$ -	$ -
4840	610002381	TEMP	PE Legacy Pipe- Mesa St SE	FP-NMG Dist Specific-Replace	380.0	$ -	$ -	$ -	$ -	$ -	$ -	$ -
4841	622002383	NEW-15817	Chaparral Desert Hills Subdivision No. 2	FP-NMG Dist Mains-New	376.2	$ -	$ -	$ -	$ -	$ 253,403	$ -	$ -
4842	601002386	PRE-10217	RWIP Correction	FP-NMG Dist Mains-Replace	376.1	$ -	$ -	$ -	$ -	$ -	$ -	$ -
4843	601002386	PRE-10217	RWIP Correction	FP-NMG Dist Mains-Replace	376.2	$ -	$ -	$ -	$ -	$ -	$ -	$ -
4844	601002386	PRE-10217	RWIP Correction	FP-NMG Dist Mains-Replace	376.4	$ -	$ -	$ -	$ -	$ -	$ -	$ -
4845	601002386	PRE-10217	RWIP Correction	FP-NMG Dist Mains-Replace	380.0	$ -	$ -	$ -	$ -	$ -	$ -	$ -
4846	601002387	TEMP	CRM Banner Upgrade HyperCare	FP-NMG Intangible	303.3	$ -	$ -	$ -	$ -	$ -	$ -	$ -
4847	601002388	TEMP	80' Rohn 65G Tower	FP-NMG Land_Structures&Improven	390.0	$ -	$ -	$ -	$ -	$ -	$ -	$ -
4848	601002389	TEMP	Advanced Metering Infrastructure (AMI)	FP-NMG Office Furn & Equip	391.2	$ -	$ -	$ -	$ -	$ -	$ -	$ -
4849	601002389	TEMP	Advanced Metering Infrastructure (AMI)	FP-NMG Office Furn & Equip	397.0	$ -	$ -	$ -	$ -	$ -	$ -	$ -
4850	601002389	TEMP	Advanced Metering Infrastructure (AMI)	FP-NMG Office Furn & Equip	398.0	$ -	$ -	$ -	$ -	$ -	$ -	$ -
4851	T626002392	TEMP	Gas Chromatograph Maintenance TW Clovis	FP-NMG Transm Stations-Replace	368.0	$ -	$ -	$ -	$ -	$ -	$ -	$ -
4852	T626002392	TEMP	Gas Chromatograph Maintenance TW Clovis	FP-NMG Transm Stations-Replace	369.0	$ -	$ -	$ -	$ -	$ -	$ -	$ -
4853	T624002394	TEMP	Lea County Compressor - Replace Compressor	FP-NMG Transm Specific-Replace	367.1	$ -	$ -	$ -	$ -	$ -	$ -	$ -
4854	T624002394	TEMP	Lea County Compressor - Replace Compressor	FP-NMG Transm Specific-Replace	368.0	$ -	$ -	$ -	$ -	$ -	$ -	$ -
4855	T624002394	TEMP	Lea County Compressor - Replace Compressor	FP-NMG Transm Specific-Replace	369.0	$ -	$ -	$ -	$ -	$ -	$ -	$ -
4856	T624002395	TEMP	Lea Co#2 ESMv2	FP-NMG Transm Specific-Replace	367.1	$ -	$ -	$ -	$ -	$ -	$ -	$ -
4857	T624002395	TEMP	Lea Co#2 ESMv2	FP-NMG Transm Specific-Replace	368.0	$ -	$ -	$ -	$ -	$ -	$ -	$ -
4858	T624002395	TEMP	Lea Co#2 ESMv2	FP-NMG Transm Specific-Replace	369.0	$ -	$ -	$ -	$ -	$ -	$ -	$ -
4859	T680002396	TEMP	LNG for Brazos pipeline	FP-NMG Transm Specifics-New	367.1	$ -	$ -	$ -	$ -	$ -	$ -	$ -
4860	T680002396	TEMP	LNG for Brazos pipeline	FP-NMG Transm Specifics-New	368.0	$ -	$ -	$ -	$ -	$ -	$ -	$ -
4861	T680002396	TEMP	LNG for Brazos pipeline	FP-NMG Transm Specifics-New	369.0	$ -	$ -	$ -	$ -	$ -	$ -	$ -
4862	601002397	0	NMGC Website	FP-NMG Intangible	303.3	$ -	$ -	$ -	$ -	$ -	$ -	$ -
4863	601002398	0	Payment Kiosk	FP-NMG Office Furn & Equip	391.2	$ -	$ -	$ -	$ 46,292	$ -	$ -	$ -
4864	601002398	0	Payment Kiosk	FP-NMG Office Furn & Equip	397.0	$ -	$ -	$ -	$ 1,736	$ -	$ -	$ -
4865	601002398	0	Payment Kiosk	FP-NMG Office Furn & Equip	398.0	$ -	$ -	$ -	$ 9,837	$ -	$ -	$ -

NEW MEXICO GAS COMPANY, INC.

Plant Gross Activity
Base Period - 12 Months Ending March 31, 2023
Future Test Year - 12 Months Ending September 30, 2025

	A	B	C	D	E	M	N	O	P	Q	R	S	T
3	Investment Number	FP Number	Investment Name	FP Type	FERC Account	11/30/2023	12/31/2023	1/31/2024	2/29/2024	3/31/2024	4/30/2024	5/31/2024	6/30/2024
4820	610002376	TEMP	PE Legacy Pipe- 32nd Circle SE	FP-NMG Dist Specific-Replace	380.0	$ -	$ -	$ -	$ -	$ -	$ -	$ -	$ -
4821	610002377	TEMP	PE Legacy Pipe- Dakota Morning Rd	FP-NMG Dist Specific-Replace	376.1	$ -	$ -	$ -	$ -	$ -	$ -	$ -	$ -
4822	610002377	TEMP	PE Legacy Pipe- Dakota Morning Rd	FP-NMG Dist Specific-Replace	376.2	$ -	$ -	$ -	$ -	$ -	$ -	$ -	$ -
4823	610002377	TEMP	PE Legacy Pipe- Dakota Morning Rd	FP-NMG Dist Specific-Replace	376.4	$ -	$ -	$ -	$ -	$ -	$ -	$ -	$ -
4824	610002377	TEMP	PE Legacy Pipe- Dakota Morning Rd	FP-NMG Dist Specific-Replace	380.0	$ -	$ -	$ -	$ -	$ -	$ -	$ -	$ -
4825	610002378	TEMP	PE Legacy Pipe- Old Coors Dr SW	FP-NMG Dist Specific-Replace	376.1	$ -	$ -	$ -	$ -	$ -	$ -	$ -	$ -
4826	610002378	TEMP	PE Legacy Pipe- Old Coors Dr SW	FP-NMG Dist Specific-Replace	376.2	$ -	$ -	$ -	$ -	$ -	$ -	$ -	$ -
4827	610002378	TEMP	PE Legacy Pipe- Old Coors Dr SW	FP-NMG Dist Specific-Replace	376.4	$ -	$ -	$ -	$ -	$ -	$ -	$ -	$ -
4828	610002378	TEMP	PE Legacy Pipe- Old Coors Dr SW	FP-NMG Dist Specific-Replace	380.0	$ -	$ -	$ -	$ -	$ -	$ -	$ -	$ -
4829	610002379	TEMP	PE Legacy Pipe- Cartagena Ave SW	FP-NMG Dist Specific-Replace	376.1	$ -	$ -	$ -	$ -	$ -	$ -	$ -	$ -
4830	610002379	TEMP	PE Legacy Pipe- Cartagena Ave SW	FP-NMG Dist Specific-Replace	376.2	$ -	$ -	$ -	$ -	$ -	$ -	$ -	$ -
4831	610002379	TEMP	PE Legacy Pipe- Cartagena Ave SW	FP-NMG Dist Specific-Replace	376.4	$ -	$ -	$ -	$ -	$ -	$ -	$ -	$ -
4832	610002379	TEMP	PE Legacy Pipe- Cartagena Ave SW	FP-NMG Dist Specific-Replace	380.0	$ -	$ -	$ -	$ -	$ -	$ -	$ -	$ -
4833	610002380	TEMP	PE Legacy Pipe- Malaguena Ln NE	FP-NMG Dist Specific-Replace	376.1	$ -	$ -	$ -	$ -	$ -	$ -	$ -	$ -
4834	610002380	TEMP	PE Legacy Pipe- Malaguena Ln NE	FP-NMG Dist Specific-Replace	376.2	$ -	$ -	$ -	$ -	$ -	$ -	$ -	$ -
4835	610002380	TEMP	PE Legacy Pipe- Malaguena Ln NE	FP-NMG Dist Specific-Replace	376.4	$ -	$ -	$ -	$ -	$ -	$ -	$ -	$ -
4836	610002380	TEMP	PE Legacy Pipe- Malaguena Ln NE	FP-NMG Dist Specific-Replace	380.0	$ -	$ -	$ -	$ -	$ -	$ -	$ -	$ -
4837	610002381	TEMP	PE Legacy Pipe- Mesa St SE	FP-NMG Dist Specific-Replace	376.1	$ -	$ -	$ -	$ -	$ -	$ -	$ -	$ -
4838	610002381	TEMP	PE Legacy Pipe- Mesa St SE	FP-NMG Dist Specific-Replace	376.2	$ -	$ -	$ -	$ -	$ -	$ -	$ -	$ -
4839	610002381	TEMP	PE Legacy Pipe- Mesa St SE	FP-NMG Dist Specific-Replace	376.4	$ -	$ -	$ -	$ -	$ -	$ -	$ -	$ -
4840	610002381	TEMP	PE Legacy Pipe- Mesa St SE	FP-NMG Dist Specific-Replace	380.0	$ -	$ -	$ -	$ -	$ -	$ -	$ -	$ -
4841	622002383	NEW-15817	Chaparral Desert Hills Subdivision No. 2	FP-NMG Dist Mains-New	376.2	$ -	$ -	$ -	$ -	$ -	$ -	$ -	$ -
4842	601002386	PRE-10217	RWIP Correction	FP-NMG Dist Mains-Replace	376.1	$ -	$ -	$ 104,679	$ -	$ -	$ -	$ -	$ -
4843	601002386	PRE-10217	RWIP Correction	FP-NMG Dist Mains-Replace	376.2	$ -	$ -	$ 112,339	$ -	$ -	$ -	$ -	$ -
4844	601002386	PRE-10217	RWIP Correction	FP-NMG Dist Mains-Replace	376.4	$ -	$ -	$ 25,532	$ -	$ -	$ -	$ -	$ -
4845	601002386	PRE-10217	RWIP Correction	FP-NMG Dist Mains-Replace	380.0	$ -	$ -	$ 12,766	$ -	$ -	$ -	$ -	$ -
4846	601002387	TEMP	CRM Banner Upgrade HyperCare	FP-NMG Intangible	303.3	$ -	$ -	$ -	$ -	$ -	$ -	$ -	$ -
4847	601002388	TEMP	80' Rohn 65G Tower	FP-NMG Land_Structures&Improven	390.0	$ -	$ -	$ -	$ -	$ -	$ -	$ -	$ -
4848	601002389	TEMP	Advanced Metering Infrastructure (AMI)	FP-NMG Office Furn & Equip	391.2	$ -	$ -	$ -	$ -	$ -	$ -	$ -	$ -
4849	601002389	TEMP	Advanced Metering Infrastructure (AMI)	FP-NMG Office Furn & Equip	397.0	$ -	$ -	$ -	$ -	$ -	$ -	$ -	$ -
4850	601002389	TEMP	Advanced Metering Infrastructure (AMI)	FP-NMG Office Furn & Equip	398.0	$ -	$ -	$ -	$ -	$ -	$ -	$ -	$ -
4851	T626002392	TEMP	Gas Chromatograph Maintenance TW Clovis	FP-NMG Transm Stations-Replace	368.0	$ -	$ -	$ -	$ -	$ -	$ -	$ -	$ -
4852	T626002392	TEMP	Gas Chromatograph Maintenance TW Clovis	FP-NMG Transm Stations-Replace	369.0	$ -	$ -	$ -	$ -	$ -	$ -	$ -	$ -
4853	T624002394	TEMP	Lea County Compressor - Replace Compressor	FP-NMG Transm Specific-Replace	367.1	$ -	$ -	$ -	$ -	$ -	$ -	$ -	$ -
4854	T624002394	TEMP	Lea County Compressor - Replace Compressor	FP-NMG Transm Specific-Replace	368.0	$ -	$ -	$ -	$ -	$ -	$ -	$ -	$ -
4855	T624002394	TEMP	Lea County Compressor - Replace Compressor	FP-NMG Transm Specific-Replace	369.0	$ -	$ -	$ -	$ -	$ -	$ -	$ -	$ -
4856	T624002395	TEMP	Lea Co#2 ESMv2	FP-NMG Transm Specific-Replace	367.1	$ -	$ -	$ -	$ -	$ -	$ -	$ -	$ -
4857	T624002395	TEMP	Lea Co#2 ESMv2	FP-NMG Transm Specific-Replace	368.0	$ -	$ -	$ -	$ -	$ -	$ -	$ -	$ -
4858	T624002395	TEMP	Lea Co#2 ESMv2	FP-NMG Transm Specific-Replace	369.0	$ -	$ -	$ -	$ -	$ -	$ -	$ -	$ -
4859	T680002396	TEMP	LNG for Brazos pipeline	FP-NMG Transm Specifics-New	367.1	$ -	$ -	$ -	$ -	$ -	$ -	$ -	$ -
4860	T680002396	TEMP	LNG for Brazos pipeline	FP-NMG Transm Specifics-New	368.0	$ -	$ -	$ -	$ -	$ -	$ -	$ -	$ -
4861	T680002396	TEMP	LNG for Brazos pipeline	FP-NMG Transm Specifics-New	369.0	$ -	$ -	$ -	$ -	$ -	$ -	$ -	$ -
4862	601002397	0	NMGC Website	FP-NMG Intangible	303.3	$ -	$ -	$ -	$ -	$ -	$ -	$ -	$ -
4863	601002398	0	Payment Kiosk	FP-NMG Office Furn & Equip	391.2	$ -	$ -	$ -	$ -	$ -	$ -	$ -	$ -
4864	601002398	0	Payment Kiosk	FP-NMG Office Furn & Equip	397.0	$ -	$ -	$ -	$ -	$ -	$ -	$ -	$ -
4865	601002398	0	Payment Kiosk	FP-NMG Office Furn & Equip	398.0	$ -	$ -	$ -	$ -	$ -	$ -	$ -	$ -

NEW MEXICO GAS COMPANY, INC.

Plant Gross Activity
Base Period - 12 Months Ending March 31, 2023
Future Test Year - 12 Months Ending September 30, 2025

	A	B	C	D	E	U	V	W	X	Y	Z	AA
3	Investment Number	FP Number	Investment Name	FP Type	FERC Account	7/31/2024	8/31/2024	9/30/2024	10/31/2024	11/30/2024	12/31/2024	1/31/2025
4820	610002376	TEMP	PE Legacy Pipe- 32nd Circle SE	FP-NMG Dist Specific-Replace	380.0	$ -	$ -	$ -	$ -	$ -	$ -	$ -
4821	610002377	TEMP	PE Legacy Pipe- Dakota Morning Rd	FP-NMG Dist Specific-Replace	376.1	$ -	$ -	$ -	$ -	$ -	$ -	$ -
4822	610002377	TEMP	PE Legacy Pipe- Dakota Morning Rd	FP-NMG Dist Specific-Replace	376.2	$ -	$ -	$ -	$ -	$ -	$ -	$ -
4823	610002377	TEMP	PE Legacy Pipe- Dakota Morning Rd	FP-NMG Dist Specific-Replace	376.4	$ -	$ -	$ -	$ -	$ -	$ -	$ -
4824	610002377	TEMP	PE Legacy Pipe- Dakota Morning Rd	FP-NMG Dist Specific-Replace	380.0	$ -	$ -	$ -	$ -	$ -	$ -	$ -
4825	610002378	TEMP	PE Legacy Pipe- Old Coors Dr SW	FP-NMG Dist Specific-Replace	376.1	$ -	$ -	$ -	$ -	$ -	$ -	$ -
4826	610002378	TEMP	PE Legacy Pipe- Old Coors Dr SW	FP-NMG Dist Specific-Replace	376.2	$ -	$ -	$ -	$ -	$ -	$ -	$ -
4827	610002378	TEMP	PE Legacy Pipe- Old Coors Dr SW	FP-NMG Dist Specific-Replace	376.4	$ -	$ -	$ -	$ -	$ -	$ -	$ -
4828	610002378	TEMP	PE Legacy Pipe- Old Coors Dr SW	FP-NMG Dist Specific-Replace	380.0	$ -	$ -	$ -	$ -	$ -	$ -	$ -
4829	610002379	TEMP	PE Legacy Pipe- Cartagena Ave SW	FP-NMG Dist Specific-Replace	376.1	$ -	$ -	$ -	$ -	$ -	$ -	$ -
4830	610002379	TEMP	PE Legacy Pipe- Cartagena Ave SW	FP-NMG Dist Specific-Replace	376.2	$ -	$ -	$ -	$ -	$ -	$ -	$ -
4831	610002379	TEMP	PE Legacy Pipe- Cartagena Ave SW	FP-NMG Dist Specific-Replace	376.4	$ -	$ -	$ -	$ -	$ -	$ -	$ -
4832	610002379	TEMP	PE Legacy Pipe- Cartagena Ave SW	FP-NMG Dist Specific-Replace	380.0	$ -	$ -	$ -	$ -	$ -	$ -	$ -
4833	610002380	TEMP	PE Legacy Pipe- Malaguena Ln NE	FP-NMG Dist Specific-Replace	376.1	$ -	$ -	$ -	$ -	$ -	$ -	$ -
4834	610002380	TEMP	PE Legacy Pipe- Malaguena Ln NE	FP-NMG Dist Specific-Replace	376.2	$ -	$ -	$ -	$ -	$ -	$ -	$ -
4835	610002380	TEMP	PE Legacy Pipe- Malaguena Ln NE	FP-NMG Dist Specific-Replace	376.4	$ -	$ -	$ -	$ -	$ -	$ -	$ -
4836	610002380	TEMP	PE Legacy Pipe- Malaguena Ln NE	FP-NMG Dist Specific-Replace	380.0	$ -	$ -	$ -	$ -	$ -	$ -	$ -
4837	610002381	TEMP	PE Legacy Pipe- Mesa St SE	FP-NMG Dist Specific-Replace	376.1	$ -	$ -	$ -	$ -	$ -	$ -	$ -
4838	610002381	TEMP	PE Legacy Pipe- Mesa St SE	FP-NMG Dist Specific-Replace	376.2	$ -	$ -	$ -	$ -	$ -	$ -	$ -
4839	610002381	TEMP	PE Legacy Pipe- Mesa St SE	FP-NMG Dist Specific-Replace	376.4	$ -	$ -	$ -	$ -	$ -	$ -	$ -
4840	610002381	TEMP	PE Legacy Pipe- Mesa St SE	FP-NMG Dist Specific-Replace	380.0	$ -	$ -	$ -	$ -	$ -	$ -	$ -
4841	622002383	NEW-15817	Chaparral Desert Hills Subdivision No. 2	FP-NMG Dist Mains-New	376.2	$ -	$ -	$ -	$ -	$ -	$ -	$ -
4842	601002386	PRE-10217	RWIP Correction	FP-NMG Dist Mains-Replace	376.1	$ -	$ -	$ -	$ -	$ -	$ -	$ -
4843	601002386	PRE-10217	RWIP Correction	FP-NMG Dist Mains-Replace	376.2	$ -	$ -	$ -	$ -	$ -	$ -	$ -
4844	601002386	PRE-10217	RWIP Correction	FP-NMG Dist Mains-Replace	376.4	$ -	$ -	$ -	$ -	$ -	$ -	$ -
4845	601002386	PRE-10217	RWIP Correction	FP-NMG Dist Mains-Replace	380.0	$ -	$ -	$ -	$ -	$ -	$ -	$ -
4846	601002387	TEMP	CRM Banner Upgrade HyperCare	FP-NMG Intangible	303.3	$ -	$ -	$ -	$ -	$ -	$ -	$ -
4847	601002388	TEMP	80' Rohn 65G Tower	FP-NMG Land_Structures&Improven	390.0	$ -	$ -	$ -	$ -	$ -	$ -	$ -
4848	601002389	TEMP	Advanced Metering Infrastructure (AMI)	FP-NMG Office Furn & Equip	391.2	$ -	$ -	$ -	$ -	$ -	$ -	$ -
4849	601002389	TEMP	Advanced Metering Infrastructure (AMI)	FP-NMG Office Furn & Equip	397.0	$ -	$ -	$ -	$ -	$ -	$ -	$ -
4850	601002389	TEMP	Advanced Metering Infrastructure (AMI)	FP-NMG Office Furn & Equip	398.0	$ -	$ -	$ -	$ -	$ -	$ -	$ -
4851	T626002392	TEMP	Gas Chromatograph Maintenance TW Clovis	FP-NMG Transm Stations-Replace	368.0	$ -	$ -	$ -	$ -	$ -	$ -	$ -
4852	T626002392	TEMP	Gas Chromatograph Maintenance TW Clovis	FP-NMG Transm Stations-Replace	369.0	$ -	$ -	$ -	$ -	$ -	$ -	$ -
4853	T624002394	TEMP	Lea County Compressor - Replace Compressor	FP-NMG Transm Specific-Replace	367.1	$ -	$ -	$ -	$ -	$ -	$ -	$ -
4854	T624002394	TEMP	Lea County Compressor - Replace Compressor	FP-NMG Transm Specific-Replace	368.0	$ -	$ -	$ -	$ -	$ -	$ -	$ -
4855	T624002394	TEMP	Lea County Compressor - Replace Compressor	FP-NMG Transm Specific-Replace	369.0	$ -	$ -	$ -	$ -	$ -	$ -	$ -
4856	T624002395	TEMP	Lea Co#2 ESMv2	FP-NMG Transm Specific-Replace	367.1	$ -	$ 175,721	$ -	$ -	$ -	$ -	$ -
4857	T624002395	TEMP	Lea Co#2 ESMv2	FP-NMG Transm Specific-Replace	368.0	$ -	$ 25,103	$ -	$ -	$ -	$ -	$ -
4858	T624002395	TEMP	Lea Co#2 ESMv2	FP-NMG Transm Specific-Replace	369.0	$ -	$ 50,206	$ -	$ -	$ -	$ -	$ -
4859	T680002396	TEMP	LNG for Brazos pipeline	FP-NMG Transm Specifics-New	367.1	$ -	$ -	$ -	$ -	$ -	$ -	$ -
4860	T680002396	TEMP	LNG for Brazos pipeline	FP-NMG Transm Specifics-New	368.0	$ -	$ -	$ -	$ -	$ -	$ -	$ -
4861	T680002396	TEMP	LNG for Brazos pipeline	FP-NMG Transm Specifics-New	369.0	$ -	$ -	$ -	$ -	$ -	$ -	$ -
4862	601002397	0	NMGC Website	FP-NMG Intangible	303.3	$ -	$ -	$ -	$ -	$ -	$ -	$ -
4863	601002398	0	Payment Kiosk	FP-NMG Office Furn & Equip	391.2	$ -	$ -	$ -	$ -	$ -	$ -	$ -
4864	601002398	0	Payment Kiosk	FP-NMG Office Furn & Equip	397.0	$ -	$ -	$ -	$ -	$ -	$ -	$ -
4865	601002398	0	Payment Kiosk	FP-NMG Office Furn & Equip	398.0	$ -	$ -	$ -	$ -	$ -	$ -	$ -

NEW MEXICO GAS COMPANY, INC.

Plant Gross Activity
Base Period - 12 Months Ending March 31, 2023
Future Test Year - 12 Months Ending September 30, 2025

	A	B	C	D	E	AB	AC	AD	AE	AF	AG	AH	AI
3	Investment Number	FP Number	Investment Name	FP Type	FERC Account	2/28/2025	3/31/2025	4/30/2025	5/31/2025	6/30/2025	7/31/2025	8/31/2025	9/30/2025
4820	610002376	TEMP	PE Legacy Pipe- 32nd Circle SE	FP-NMG Dist Specific-Replace	380.0	$ -	$ -	$ -	$ -	$ -	$ -	$ -	$ -
4821	610002377	TEMP	PE Legacy Pipe- Dakota Morning Rd	FP-NMG Dist Specific-Replace	376.1	$ -	$ -	$ -	$ -	$ -	$ -	$ -	$ -
4822	610002377	TEMP	PE Legacy Pipe- Dakota Morning Rd	FP-NMG Dist Specific-Replace	376.2	$ -	$ -	$ -	$ -	$ -	$ -	$ -	$ -
4823	610002377	TEMP	PE Legacy Pipe- Dakota Morning Rd	FP-NMG Dist Specific-Replace	376.4	$ -	$ -	$ -	$ -	$ -	$ -	$ -	$ -
4824	610002377	TEMP	PE Legacy Pipe- Dakota Morning Rd	FP-NMG Dist Specific-Replace	380.0	$ -	$ -	$ -	$ -	$ -	$ -	$ -	$ -
4825	610002378	TEMP	PE Legacy Pipe- Old Coors Dr SW	FP-NMG Dist Specific-Replace	376.1	$ -	$ -	$ -	$ -	$ -	$ -	$ -	$ -
4826	610002378	TEMP	PE Legacy Pipe- Old Coors Dr SW	FP-NMG Dist Specific-Replace	376.2	$ -	$ -	$ -	$ -	$ -	$ -	$ -	$ -
4827	610002378	TEMP	PE Legacy Pipe- Old Coors Dr SW	FP-NMG Dist Specific-Replace	376.4	$ -	$ -	$ -	$ -	$ -	$ -	$ -	$ -
4828	610002378	TEMP	PE Legacy Pipe- Old Coors Dr SW	FP-NMG Dist Specific-Replace	380.0	$ -	$ -	$ -	$ -	$ -	$ -	$ -	$ -
4829	610002379	TEMP	PE Legacy Pipe- Cartagena Ave SW	FP-NMG Dist Specific-Replace	376.1	$ -	$ -	$ -	$ -	$ -	$ -	$ -	$ -
4830	610002379	TEMP	PE Legacy Pipe- Cartagena Ave SW	FP-NMG Dist Specific-Replace	376.2	$ -	$ -	$ -	$ -	$ -	$ -	$ -	$ -
4831	610002379	TEMP	PE Legacy Pipe- Cartagena Ave SW	FP-NMG Dist Specific-Replace	376.4	$ -	$ -	$ -	$ -	$ -	$ -	$ -	$ -
4832	610002379	TEMP	PE Legacy Pipe- Cartagena Ave SW	FP-NMG Dist Specific-Replace	380.0	$ -	$ -	$ -	$ -	$ -	$ -	$ -	$ -
4833	610002380	TEMP	PE Legacy Pipe- Malaguena Ln NE	FP-NMG Dist Specific-Replace	376.1	$ -	$ -	$ -	$ -	$ -	$ -	$ -	$ -
4834	610002380	TEMP	PE Legacy Pipe- Malaguena Ln NE	FP-NMG Dist Specific-Replace	376.2	$ -	$ -	$ -	$ -	$ -	$ -	$ -	$ -
4835	610002380	TEMP	PE Legacy Pipe- Malaguena Ln NE	FP-NMG Dist Specific-Replace	376.4	$ -	$ -	$ -	$ -	$ -	$ -	$ -	$ -
4836	610002380	TEMP	PE Legacy Pipe- Malaguena Ln NE	FP-NMG Dist Specific-Replace	380.0	$ -	$ -	$ -	$ -	$ -	$ -	$ -	$ -
4837	610002381	TEMP	PE Legacy Pipe- Mesa St SE	FP-NMG Dist Specific-Replace	376.1	$ -	$ -	$ -	$ -	$ -	$ -	$ -	$ -
4838	610002381	TEMP	PE Legacy Pipe- Mesa St SE	FP-NMG Dist Specific-Replace	376.2	$ -	$ -	$ -	$ -	$ -	$ -	$ -	$ -
4839	610002381	TEMP	PE Legacy Pipe- Mesa St SE	FP-NMG Dist Specific-Replace	376.4	$ -	$ -	$ -	$ -	$ -	$ -	$ -	$ -
4840	610002381	TEMP	PE Legacy Pipe- Mesa St SE	FP-NMG Dist Specific-Replace	380.0	$ -	$ -	$ -	$ -	$ -	$ -	$ -	$ -
4841	622002383	NEW-15817	Chaparral Desert Hills Subdivision No. 2	FP-NMG Dist Mains-New	376.2	$ -	$ -	$ -	$ -	$ -	$ -	$ -	$ -
4842	601002386	PRE-10217	RWIP Correction	FP-NMG Dist Mains-Replace	376.1	$ -	$ -	$ -	$ -	$ -	$ -	$ -	$ -
4843	601002386	PRE-10217	RWIP Correction	FP-NMG Dist Mains-Replace	376.2	$ -	$ -	$ -	$ -	$ -	$ -	$ -	$ -
4844	601002386	PRE-10217	RWIP Correction	FP-NMG Dist Mains-Replace	376.4	$ -	$ -	$ -	$ -	$ -	$ -	$ -	$ -
4845	601002386	PRE-10217	RWIP Correction	FP-NMG Dist Mains-Replace	380.0	$ -	$ -	$ -	$ -	$ -	$ -	$ -	$ -
4846	601002387	TEMP	CRM Banner Upgrade HyperCare	FP-NMG Intangible	303.3	$ -	$ -	$ -	$ 3,242,488	$ -	$ -	$ -	$ -
4847	601002388	TEMP	80' Rohn 65G Tower	FP-NMG Land_Structures&Improven	390.0	$ -	$ -	$ -	$ -	$ -	$ -	$ -	$ -
4848	601002389	TEMP	Advanced Metering Infrastructure (AMI)	FP-NMG Office Furn & Equip	391.2	$ -	$ -	$ -	$ -	$ -	$ -	$ -	$ -
4849	601002389	TEMP	Advanced Metering Infrastructure (AMI)	FP-NMG Office Furn & Equip	397.0	$ -	$ -	$ -	$ -	$ -	$ -	$ -	$ -
4850	601002389	TEMP	Advanced Metering Infrastructure (AMI)	FP-NMG Office Furn & Equip	398.0	$ -	$ -	$ -	$ -	$ -	$ -	$ -	$ -
4851	T626002392	TEMP	Gas Chromatograph Maintenance TW Clovis	FP-NMG Transm Stations-Replace	368.0	$ -	$ -	$ -	$ -	$ -	$ -	$ -	$ -
4852	T626002392	TEMP	Gas Chromatograph Maintenance TW Clovis	FP-NMG Transm Stations-Replace	369.0	$ -	$ -	$ -	$ -	$ -	$ -	$ -	$ -
4853	T624002394	TEMP	Lea County Compressor - Replace Compressor	FP-NMG Transm Specific-Replace	367.1	$ -	$ -	$ -	$ -	$ -	$ -	$ -	$ -
4854	T624002394	TEMP	Lea County Compressor - Replace Compressor	FP-NMG Transm Specific-Replace	368.0	$ -	$ -	$ -	$ -	$ -	$ -	$ -	$ -
4855	T624002394	TEMP	Lea County Compressor - Replace Compressor	FP-NMG Transm Specific-Replace	369.0	$ -	$ -	$ -	$ -	$ -	$ -	$ -	$ -
4856	T624002395	TEMP	Lea Co#2 ESMv2	FP-NMG Transm Specific-Replace	367.1	$ -	$ -	$ -	$ -	$ -	$ -	$ -	$ -
4857	T624002395	TEMP	Lea Co#2 ESMv2	FP-NMG Transm Specific-Replace	368.0	$ -	$ -	$ -	$ -	$ -	$ -	$ -	$ -
4858	T624002395	TEMP	Lea Co#2 ESMv2	FP-NMG Transm Specific-Replace	369.0	$ -	$ -	$ -	$ -	$ -	$ -	$ -	$ -
4859	T680002396	TEMP	LNG for Brazos pipeline	FP-NMG Transm Specifics-New	367.1	$ -	$ -	$ -	$ -	$ -	$ -	$ -	$ -
4860	T680002396	TEMP	LNG for Brazos pipeline	FP-NMG Transm Specifics-New	368.0	$ -	$ -	$ -	$ -	$ -	$ -	$ -	$ -
4861	T680002396	TEMP	LNG for Brazos pipeline	FP-NMG Transm Specifics-New	369.0	$ -	$ -	$ -	$ -	$ -	$ -	$ -	$ -
4862	601002397	0	NMGC Website	FP-NMG Intangible	303.3	$ -	$ -	$ -	$ -	$ -	$ -	$ -	$ -
4863	601002398	0	Payment Kiosk	FP-NMG Office Furn & Equip	391.2	$ -	$ -	$ -	$ -	$ -	$ -	$ -	$ -
4864	601002398	0	Payment Kiosk	FP-NMG Office Furn & Equip	397.0	$ -	$ -	$ -	$ -	$ -	$ -	$ -	$ -
4865	601002398	0	Payment Kiosk	FP-NMG Office Furn & Equip	398.0	$ -	$ -	$ -	$ -	$ -	$ -	$ -	$ -

NEW MEXICO GAS COMPANY, INC.

Gross Balances
Base Period - 12 Months Ending March 31, 2023
Future Test Year - 12 Months Ending September 30, 2025

	A	B	C	D	E	F	G	H	I	J	K	L	M
1			Adjusted Base Period										
2			Balance	Balance	Balance	Balance	Balance	Balance	Balance	Balance	Balance	Balance	Balance
3	Investment Number / Beginning Balance	FERC Account	3/31/2023	4/30/2023	5/31/2023	6/30/2023	7/31/2023	8/31/2023	9/30/2023	10/31/2023	11/30/2023	12/31/2023	1/31/2024
4	Beginning Balance	303.1	$ 16,495,088	$ 16,495,088	$ 16,495,088	$ 16,495,088	$ 16,495,088	$ 16,495,088	$ 16,495,088	$ 16,495,088	$ 16,495,088	$ 16,495,088	$ 16,495,088
5	Beginning Balance	303.2	$ -	$ -	$ -	$ -	$ -	$ -	$ -	$ -	$ -	$ -	$ -
6	Beginning Balance	303.3	$ 40,500,707	$ 40,500,707	$ 40,500,707	$ 40,500,707	$ 40,500,707	$ 40,500,707	$ 40,500,707	$ 40,500,707	$ 40,500,707	$ 40,500,707	$ 40,500,707
7	Beginning Balance	325.4	$ -	$ -	$ -	$ -	$ -	$ -	$ -	$ -	$ -	$ -	$ -
8	Beginning Balance	332.0	$ -	$ -	$ -	$ -	$ -	$ -	$ -	$ -	$ -	$ -	$ -
9	Beginning Balance	332.1	$ -	$ -	$ -	$ -	$ -	$ -	$ -	$ -	$ -	$ -	$ -
10	Beginning Balance	332.4	$ -	$ -	$ -	$ -	$ -	$ -	$ -	$ -	$ -	$ -	$ -
11	Beginning Balance	333.0	$ -	$ -	$ -	$ -	$ -	$ -	$ -	$ -	$ -	$ -	$ -
12	Beginning Balance	334.0	$ -	$ -	$ -	$ -	$ -	$ -	$ -	$ -	$ -	$ -	$ -
13	Beginning Balance	350.2	$ -	$ -	$ -	$ -	$ -	$ -	$ -	$ -	$ -	$ -	$ -
14	Beginning Balance	351.1	$ -	$ -	$ -	$ -	$ -	$ -	$ -	$ -	$ -	$ -	$ -
15	Beginning Balance	351.4	$ -	$ -	$ -	$ -	$ -	$ -	$ -	$ -	$ -	$ -	$ -
16	Beginning Balance	352.2	$ -	$ -	$ -	$ -	$ -	$ -	$ -	$ -	$ -	$ -	$ -
17	Beginning Balance	352.3	$ -	$ -	$ -	$ -	$ -	$ -	$ -	$ -	$ -	$ -	$ -
18	Beginning Balance	352.4	$ -	$ -	$ -	$ -	$ -	$ -	$ -	$ -	$ -	$ -	$ -
19	Beginning Balance	353.0	$ -	$ -	$ -	$ -	$ -	$ -	$ -	$ -	$ -	$ -	$ -
20	Beginning Balance	354.0	$ -	$ -	$ -	$ -	$ -	$ -	$ -	$ -	$ -	$ -	$ -
21	Beginning Balance	355.0	$ 16,088	$ 16,088	$ 16,088	$ 16,088	$ 16,088	$ 16,088	$ 16,088	$ 16,088	$ 16,088	$ 16,088	$ 16,088
22	Beginning Balance	357.0	$ -	$ -	$ -	$ -	$ -	$ -	$ -	$ -	$ -	$ -	$ -
23	Beginning Balance	365.1	$ 4,907,570	$ 4,907,570	$ 4,907,570	$ 4,907,570	$ 4,907,570	$ 4,907,570	$ 4,907,570	$ 4,907,570	$ 4,907,570	$ 4,907,570	$ 4,907,570
24	Beginning Balance	365.2	$ 5,717,990	$ 5,717,990	$ 5,717,990	$ 5,717,990	$ 5,717,990	$ 5,717,990	$ 5,717,990	$ 5,717,990	$ 5,717,990	$ 5,717,990	$ 5,717,990
25	Beginning Balance	366.1	$ 1,740,138	$ 1,740,138	$ 1,740,138	$ 1,740,138	$ 1,740,138	$ 1,740,138	$ 1,740,138	$ 1,740,138	$ 1,740,138	$ 1,740,138	$ 1,740,138
26	Beginning Balance	366.2	$ 23,519	$ 23,519	$ 23,519	$ 23,519	$ 23,519	$ 23,519	$ 23,519	$ 23,519	$ 23,519	$ 23,519	$ 23,519
27	Beginning Balance	366.3	$ 632,891	$ 632,891	$ 632,891	$ 632,891	$ 632,891	$ 632,891	$ 632,891	$ 632,891	$ 632,891	$ 632,891	$ 632,891
28	Beginning Balance	367.0	$ 79,773	$ 79,773	$ 79,773	$ 79,773	$ 79,773	$ 79,773	$ 79,773	$ 79,773	$ 79,773	$ 79,773	$ 79,773
29	Beginning Balance	367.1	$ 275,775,741	$ 275,775,741	$ 275,775,741	$ 275,775,741	$ 275,775,741	$ 275,775,741	$ 275,775,741	$ 275,775,741	$ 275,775,741	$ 275,775,741	$ 275,775,741
30	Beginning Balance	367.2	$ 110,038	$ 110,038	$ 110,038	$ 110,038	$ 110,038	$ 110,038	$ 110,038	$ 110,038	$ 110,038	$ 110,038	$ 110,038
31	Beginning Balance	367.3	$ 46,406,617	$ 46,406,617	$ 46,406,617	$ 46,406,617	$ 46,406,617	$ 46,406,617	$ 46,406,617	$ 46,406,617	$ 46,406,617	$ 46,406,617	$ 46,406,617
32	Beginning Balance	367.4	$ 1,783,858	$ 1,783,858	$ 1,783,858	$ 1,783,858	$ 1,783,858	$ 1,783,858	$ 1,783,858	$ 1,783,858	$ 1,783,858	$ 1,783,858	$ 1,783,858
33	Beginning Balance	367.5	$ 965,849	$ 965,849	$ 965,849	$ 965,849	$ 965,849	$ 965,849	$ 965,849	$ 965,849	$ 965,849	$ 965,849	$ 965,849
34	Beginning Balance	367.6	$ 1,162,418	$ 1,162,418	$ 1,162,418	$ 1,162,418	$ 1,162,418	$ 1,162,418	$ 1,162,418	$ 1,162,418	$ 1,162,418	$ 1,162,418	$ 1,162,418
35	Beginning Balance	368.0	$ 43,678,224	$ 43,678,224	$ 43,678,224	$ 43,678,224	$ 43,678,224	$ 43,678,224	$ 43,678,224	$ 43,678,224	$ 43,678,224	$ 43,678,224	$ 43,678,224
36	Beginning Balance	369.0	$ 66,398,286	$ 66,398,286	$ 66,398,286	$ 66,398,286	$ 66,398,286	$ 66,398,286	$ 66,398,286	$ 66,398,286	$ 66,398,286	$ 66,398,286	$ 66,398,286
37	Beginning Balance	369.1	$ 42,755	$ 42,755	$ 42,755	$ 42,755	$ 42,755	$ 42,755	$ 42,755	$ 42,755	$ 42,755	$ 42,755	$ 42,755
38	Beginning Balance	369.1	$ (14,814)	$ (14,814)	$ (14,814)	$ (14,814)	$ (14,814)	$ (14,814)	$ (14,814)	$ (14,814)	$ (14,814)	$ (14,814)	$ (14,814)
39	Beginning Balance	369.1	$ -	$ -	$ -	$ -	$ -	$ -	$ -	$ -	$ -	$ -	$ -
40	Beginning Balance	369.1	$ 390,260	$ 390,260	$ 390,260	$ 390,260	$ 390,260	$ 390,260	$ 390,260	$ 390,260	$ 390,260	$ 390,260	$ 390,260
41	Beginning Balance	371.0	$ 219,243	$ 219,243	$ 219,243	$ 219,243	$ 219,243	$ 219,243	$ 219,243	$ 219,243	$ 219,243	$ 219,243	$ 219,243
42	Beginning Balance	374.1	$ 1,473,513	$ 1,473,513	$ 1,473,513	$ 1,473,513	$ 1,473,513	$ 1,473,513	$ 1,473,513	$ 1,473,513	$ 1,473,513	$ 1,473,513	$ 1,473,513
43	Beginning Balance	374.2	$ 441,463	$ 441,463	$ 441,463	$ 441,463	$ 441,463	$ 441,463	$ 441,463	$ 441,463	$ 441,463	$ 441,463	$ 441,463
44	Beginning Balance	374.3	$ 1,486	$ 1,486	$ 1,486	$ 1,486	$ 1,486	$ 1,486	$ 1,486	$ 1,486	$ 1,486	$ 1,486	$ 1,486
45	Beginning Balance	374.3	$ (515)	$ (515)	$ (515)	$ (515)	$ (515)	$ (515)	$ (515)	$ (515)	$ (515)	$ (515)	$ (515)
46	Beginning Balance	374.3	$ -	$ -	$ -	$ -	$ -	$ -	$ -	$ -	$ -	$ -	$ -
47	Beginning Balance	375.0	$ 634,324	$ 634,324	$ 634,324	$ 634,324	$ 634,324	$ 634,324	$ 634,324	$ 634,324	$ 634,324	$ 634,324	$ 634,324
48	Beginning Balance	376.0	$ 2,320,212	$ 2,320,212	$ 2,320,212	$ 2,320,212	$ 2,320,212	$ 2,320,212	$ 2,320,212	$ 2,320,212	$ 2,320,212	$ 2,320,212	$ 2,320,212
49	Beginning Balance	376.1	$ 139,762,634	$ 139,762,634	$ 139,762,634	$ 139,762,634	$ 139,762,634	$ 139,762,634	$ 139,762,634	$ 139,762,634	$ 139,762,634	$ 139,762,634	$ 139,762,634
50	Beginning Balance	376.2	$ 279,212,710	$ 279,212,710	$ 279,212,710	$ 279,212,710	$ 279,212,710	$ 279,212,710	$ 279,212,710	$ 279,212,710	$ 279,212,710	$ 279,212,710	$ 279,212,710
51	Beginning Balance	376.3	$ 627,543	$ 627,543	$ 627,543	$ 627,543	$ 627,543	$ 627,543	$ 627,543	$ 627,543	$ 627,543	$ 627,543	$ 627,543
52	Beginning Balance	376.4	$ 8,464,146	$ 8,464,146	$ 8,464,146	$ 8,464,146	$ 8,464,146	$ 8,464,146	$ 8,464,146	$ 8,464,146	$ 8,464,146	$ 8,464,146	$ 8,464,146

NEW MEXICO GAS COMPANY, INC.

Gross Balances
Base Period - 12 Months Ending March 31, 2023
Future Test Year - 12 Months Ending September 30, 2025

	A	B	N	O	P	Q	R	S	T	U	V	W	X	Y
1														
2			Balance	Balance	Balance	Balance	Balance	Balance	Balance	Balance	Balance	Balance	Balance	Balance
3	Investment Number / Beginning Balance	FERC Account	2/29/2024	3/31/2024	4/30/2024	5/31/2024	6/30/2024	7/31/2024	8/31/2024	9/30/2024	10/31/2024	11/30/2024	12/31/2024	1/31/2025
4	Beginning Balance	303.1	$ 16,495,088	$ 16,495,088	$ 16,495,088	$ 16,495,088	$ 16,495,088	$ 16,495,088	$ 16,495,088	$ 16,495,088	$ 16,495,088	$ 16,495,088	$ 16,495,088	$ 16,495,088
5	Beginning Balance	303.2	$ -	$ -	$ -	$ -	$ -	$ -	$ -	$ -	$ -	$ -	$ -	$ -
6	Beginning Balance	303.3	$ 40,500,707	$ 40,500,707	$ 40,500,707	$ 40,500,707	$ 40,500,707	$ 40,500,707	$ 40,500,707	$ 40,500,707	$ 40,500,707	$ 40,500,707	$ 40,500,707	$ 40,500,707
7	Beginning Balance	325.4	$ -	$ -	$ -	$ -	$ -	$ -	$ -	$ -	$ -	$ -	$ -	$ -
8	Beginning Balance	332.0	$ -	$ -	$ -	$ -	$ -	$ -	$ -	$ -	$ -	$ -	$ -	$ -
9	Beginning Balance	332.1	$ -	$ -	$ -	$ -	$ -	$ -	$ -	$ -	$ -	$ -	$ -	$ -
10	Beginning Balance	332.4	$ -	$ -	$ -	$ -	$ -	$ -	$ -	$ -	$ -	$ -	$ -	$ -
11	Beginning Balance	333.0	$ -	$ -	$ -	$ -	$ -	$ -	$ -	$ -	$ -	$ -	$ -	$ -
12	Beginning Balance	334.0	$ -	$ -	$ -	$ -	$ -	$ -	$ -	$ -	$ -	$ -	$ -	$ -
13	Beginning Balance	350.2	$ -	$ -	$ -	$ -	$ -	$ -	$ -	$ -	$ -	$ -	$ -	$ -
14	Beginning Balance	351.1	$ -	$ -	$ -	$ -	$ -	$ -	$ -	$ -	$ -	$ -	$ -	$ -
15	Beginning Balance	351.4	$ -	$ -	$ -	$ -	$ -	$ -	$ -	$ -	$ -	$ -	$ -	$ -
16	Beginning Balance	352.2	$ -	$ -	$ -	$ -	$ -	$ -	$ -	$ -	$ -	$ -	$ -	$ -
17	Beginning Balance	352.3	$ -	$ -	$ -	$ -	$ -	$ -	$ -	$ -	$ -	$ -	$ -	$ -
18	Beginning Balance	352.4	$ -	$ -	$ -	$ -	$ -	$ -	$ -	$ -	$ -	$ -	$ -	$ -
19	Beginning Balance	353.0	$ -	$ -	$ -	$ -	$ -	$ -	$ -	$ -	$ -	$ -	$ -	$ -
20	Beginning Balance	354.0	$ -	$ -	$ -	$ -	$ -	$ -	$ -	$ -	$ -	$ -	$ -	$ -
21	Beginning Balance	355.0	$ 16,088	$ 16,088	$ 16,088	$ 16,088	$ 16,088	$ 16,088	$ 16,088	$ 16,088	$ 16,088	$ 16,088	$ 16,088	$ 16,088
22	Beginning Balance	357.0	$ -	$ -	$ -	$ -	$ -	$ -	$ -	$ -	$ -	$ -	$ -	$ -
23	Beginning Balance	365.1	$ 4,907,570	$ 4,907,570	$ 4,907,570	$ 4,907,570	$ 4,907,570	$ 4,907,570	$ 4,907,570	$ 4,907,570	$ 4,907,570	$ 4,907,570	$ 4,907,570	$ 4,907,570
24	Beginning Balance	365.2	$ 5,717,990	$ 5,717,990	$ 5,717,990	$ 5,717,990	$ 5,717,990	$ 5,717,990	$ 5,717,990	$ 5,717,990	$ 5,717,990	$ 5,717,990	$ 5,717,990	$ 5,717,990
25	Beginning Balance	366.1	$ 1,740,138	$ 1,740,138	$ 1,740,138	$ 1,740,138	$ 1,740,138	$ 1,740,138	$ 1,740,138	$ 1,740,138	$ 1,740,138	$ 1,740,138	$ 1,740,138	$ 1,740,138
26	Beginning Balance	366.2	$ 23,519	$ 23,519	$ 23,519	$ 23,519	$ 23,519	$ 23,519	$ 23,519	$ 23,519	$ 23,519	$ 23,519	$ 23,519	$ 23,519
27	Beginning Balance	366.3	$ 632,891	$ 632,891	$ 632,891	$ 632,891	$ 632,891	$ 632,891	$ 632,891	$ 632,891	$ 632,891	$ 632,891	$ 632,891	$ 632,891
28	Beginning Balance	367.0	$ 79,773	$ 79,773	$ 79,773	$ 79,773	$ 79,773	$ 79,773	$ 79,773	$ 79,773	$ 79,773	$ 79,773	$ 79,773	$ 79,773
29	Beginning Balance	367.1	$ 275,775,741	$ 275,775,741	$ 275,775,741	$ 275,775,741	$ 275,775,741	$ 275,775,741	$ 275,775,741	$ 275,775,741	$ 275,775,741	$ 275,775,741	$ 275,775,741	$ 275,775,741
30	Beginning Balance	367.2	$ 110,038	$ 110,038	$ 110,038	$ 110,038	$ 110,038	$ 110,038	$ 110,038	$ 110,038	$ 110,038	$ 110,038	$ 110,038	$ 110,038
31	Beginning Balance	367.3	$ 46,406,617	$ 46,406,617	$ 46,406,617	$ 46,406,617	$ 46,406,617	$ 46,406,617	$ 46,406,617	$ 46,406,617	$ 46,406,617	$ 46,406,617	$ 46,406,617	$ 46,406,617
32	Beginning Balance	367.4	$ 1,783,858	$ 1,783,858	$ 1,783,858	$ 1,783,858	$ 1,783,858	$ 1,783,858	$ 1,783,858	$ 1,783,858	$ 1,783,858	$ 1,783,858	$ 1,783,858	$ 1,783,858
33	Beginning Balance	367.5	$ 965,849	$ 965,849	$ 965,849	$ 965,849	$ 965,849	$ 965,849	$ 965,849	$ 965,849	$ 965,849	$ 965,849	$ 965,849	$ 965,849
34	Beginning Balance	367.6	$ 1,162,418	$ 1,162,418	$ 1,162,418	$ 1,162,418	$ 1,162,418	$ 1,162,418	$ 1,162,418	$ 1,162,418	$ 1,162,418	$ 1,162,418	$ 1,162,418	$ 1,162,418
35	Beginning Balance	368.0	$ 43,678,224	$ 43,678,224	$ 43,678,224	$ 43,678,224	$ 43,678,224	$ 43,678,224	$ 43,678,224	$ 43,678,224	$ 43,678,224	$ 43,678,224	$ 43,678,224	$ 43,678,224
36	Beginning Balance	369.0	$ 66,398,286	$ 66,398,286	$ 66,398,286	$ 66,398,286	$ 66,398,286	$ 66,398,286	$ 66,398,286	$ 66,398,286	$ 66,398,286	$ 66,398,286	$ 66,398,286	$ 66,398,286
37	Beginning Balance	369.1	$ 42,755	$ 42,755	$ 42,755	$ 42,755	$ 42,755	$ 42,755	$ 42,755	$ 42,755	$ 42,755	$ 42,755	$ 42,755	$ 42,755
38	Beginning Balance	369.1	$ (14,814)	$ (14,814)	$ (14,814)	$ (14,814)	$ (14,814)	$ (14,814)	$ (14,814)	$ (14,814)	$ (14,814)	$ (14,814)	$ (14,814)	$ (14,814)
39	Beginning Balance	369.1	$ -	$ -	$ -	$ -	$ -	$ -	$ -	$ -	$ -	$ -	$ -	$ -
40	Beginning Balance	369.1	$ 390,260	$ 390,260	$ 390,260	$ 390,260	$ 390,260	$ 390,260	$ 390,260	$ 390,260	$ 390,260	$ 390,260	$ 390,260	$ 390,260
41	Beginning Balance	371.0	$ 219,243	$ 219,243	$ 219,243	$ 219,243	$ 219,243	$ 219,243	$ 219,243	$ 219,243	$ 219,243	$ 219,243	$ 219,243	$ 219,243
42	Beginning Balance	374.1	$ 1,473,513	$ 1,473,513	$ 1,473,513	$ 1,473,513	$ 1,473,513	$ 1,473,513	$ 1,473,513	$ 1,473,513	$ 1,473,513	$ 1,473,513	$ 1,473,513	$ 1,473,513
43	Beginning Balance	374.2	$ 441,463	$ 441,463	$ 441,463	$ 441,463	$ 441,463	$ 441,463	$ 441,463	$ 441,463	$ 441,463	$ 441,463	$ 441,463	$ 441,463
44	Beginning Balance	374.3	$ 1,486	$ 1,486	$ 1,486	$ 1,486	$ 1,486	$ 1,486	$ 1,486	$ 1,486	$ 1,486	$ 1,486	$ 1,486	$ 1,486
45	Beginning Balance	374.3	$ (515)	$ (515)	$ (515)	$ (515)	$ (515)	$ (515)	$ (515)	$ (515)	$ (515)	$ (515)	$ (515)	$ (515)
46	Beginning Balance	374.3	$ -	$ -	$ -	$ -	$ -	$ -	$ -	$ -	$ -	$ -	$ -	$ -
47	Beginning Balance	375.0	$ 634,324	$ 634,324	$ 634,324	$ 634,324	$ 634,324	$ 634,324	$ 634,324	$ 634,324	$ 634,324	$ 634,324	$ 634,324	$ 634,324
48	Beginning Balance	376.0	$ 2,320,212	$ 2,320,212	$ 2,320,212	$ 2,320,212	$ 2,320,212	$ 2,320,212	$ 2,320,212	$ 2,320,212	$ 2,320,212	$ 2,320,212	$ 2,320,212	$ 2,320,212
49	Beginning Balance	376.1	$ 139,762,634	$ 139,762,634	$ 139,762,634	$ 139,762,634	$ 139,762,634	$ 139,762,634	$ 139,762,634	$ 139,762,634	$ 139,762,634	$ 139,762,634	$ 139,762,634	$ 139,762,634
50	Beginning Balance	376.2	$ 279,212,710	$ 279,212,710	$ 279,212,710	$ 279,212,710	$ 279,212,710	$ 279,212,710	$ 279,212,710	$ 279,212,710	$ 279,212,710	$ 279,212,710	$ 279,212,710	$ 279,212,710
51	Beginning Balance	376.3	$ 627,543	$ 627,543	$ 627,543	$ 627,543	$ 627,543	$ 627,543	$ 627,543	$ 627,543	$ 627,543	$ 627,543	$ 627,543	$ 627,543
52	Beginning Balance	376.4	$ 8,464,146	$ 8,464,146	$ 8,464,146	$ 8,464,146	$ 8,464,146	$ 8,464,146	$ 8,464,146	$ 8,464,146	$ 8,464,146	$ 8,464,146	$ 8,464,146	$ 8,464,146

NEW MEXICO GAS COMPANY, INC.

Gross Balances
Base Period - 12 Months Ending March 31, 2023
Future Test Year - 12 Months Ending September 30, 2025

	A	B	Z	AA	AB	AC	AD	AE	AF	AG
1										
2			Balance	Balance	Balance	Balance	Balance	Balance	Balance	Balance
3	Investment Number / Beginning Balance	FERC Account	2/28/2025	3/31/2025	4/30/2025	5/31/2025	6/30/2025	7/31/2025	8/31/2025	9/30/2025
4	Beginning Balance	303.1	$ 16,495,088	$ 16,495,088	$ 16,495,088	$ 16,495,088	$ 16,495,088	$ 16,495,088	$ 16,495,088	$ 16,495,088
5	Beginning Balance	303.2	$ -	$ -	$ -	$ -	$ -	$ -	$ -	$ -
6	Beginning Balance	303.3	$ 40,500,707	$ 40,500,707	$ 40,500,707	$ 40,500,707	$ 40,500,707	$ 40,500,707	$ 40,500,707	$ 40,500,707
7	Beginning Balance	325.4	$ -	$ -	$ -	$ -	$ -	$ -	$ -	$ -
8	Beginning Balance	332.0	$ -	$ -	$ -	$ -	$ -	$ -	$ -	$ -
9	Beginning Balance	332.1	$ -	$ -	$ -	$ -	$ -	$ -	$ -	$ -
10	Beginning Balance	332.4	$ -	$ -	$ -	$ -	$ -	$ -	$ -	$ -
11	Beginning Balance	333.0	$ -	$ -	$ -	$ -	$ -	$ -	$ -	$ -
12	Beginning Balance	334.0	$ -	$ -	$ -	$ -	$ -	$ -	$ -	$ -
13	Beginning Balance	350.2	$ -	$ -	$ -	$ -	$ -	$ -	$ -	$ -
14	Beginning Balance	351.1	$ -	$ -	$ -	$ -	$ -	$ -	$ -	$ -
15	Beginning Balance	351.4	$ -	$ -	$ -	$ -	$ -	$ -	$ -	$ -
16	Beginning Balance	352.2	$ -	$ -	$ -	$ -	$ -	$ -	$ -	$ -
17	Beginning Balance	352.3	$ -	$ -	$ -	$ -	$ -	$ -	$ -	$ -
18	Beginning Balance	352.4	$ -	$ -	$ -	$ -	$ -	$ -	$ -	$ -
19	Beginning Balance	353.0	$ -	$ -	$ -	$ -	$ -	$ -	$ -	$ -
20	Beginning Balance	354.0	$ -	$ -	$ -	$ -	$ -	$ -	$ -	$ -
21	Beginning Balance	355.0	$ 16,088	$ 16,088	$ 16,088	$ 16,088	$ 16,088	$ 16,088	$ 16,088	$ 16,088
22	Beginning Balance	357.0	$ -	$ -	$ -	$ -	$ -	$ -	$ -	$ -
23	Beginning Balance	365.1	$ 4,907,570	$ 4,907,570	$ 4,907,570	$ 4,907,570	$ 4,907,570	$ 4,907,570	$ 4,907,570	$ 4,907,570
24	Beginning Balance	365.2	$ 5,717,990	$ 5,717,990	$ 5,717,990	$ 5,717,990	$ 5,717,990	$ 5,717,990	$ 5,717,990	$ 5,717,990
25	Beginning Balance	366.1	$ 1,740,138	$ 1,740,138	$ 1,740,138	$ 1,740,138	$ 1,740,138	$ 1,740,138	$ 1,740,138	$ 1,740,138
26	Beginning Balance	366.2	$ 23,519	$ 23,519	$ 23,519	$ 23,519	$ 23,519	$ 23,519	$ 23,519	$ 23,519
27	Beginning Balance	366.3	$ 632,891	$ 632,891	$ 632,891	$ 632,891	$ 632,891	$ 632,891	$ 632,891	$ 632,891
28	Beginning Balance	367.0	$ 79,773	$ 79,773	$ 79,773	$ 79,773	$ 79,773	$ 79,773	$ 79,773	$ 79,773
29	Beginning Balance	367.1	$ 275,775,741	$ 275,775,741	$ 275,775,741	$ 275,775,741	$ 275,775,741	$ 275,775,741	$ 275,775,741	$ 275,775,741
30	Beginning Balance	367.2	$ 110,038	$ 110,038	$ 110,038	$ 110,038	$ 110,038	$ 110,038	$ 110,038	$ 110,038
31	Beginning Balance	367.3	$ 46,406,617	$ 46,406,617	$ 46,406,617	$ 46,406,617	$ 46,406,617	$ 46,406,617	$ 46,406,617	$ 46,406,617
32	Beginning Balance	367.4	$ 1,783,858	$ 1,783,858	$ 1,783,858	$ 1,783,858	$ 1,783,858	$ 1,783,858	$ 1,783,858	$ 1,783,858
33	Beginning Balance	367.5	$ 965,849	$ 965,849	$ 965,849	$ 965,849	$ 965,849	$ 965,849	$ 965,849	$ 965,849
34	Beginning Balance	367.6	$ 1,162,418	$ 1,162,418	$ 1,162,418	$ 1,162,418	$ 1,162,418	$ 1,162,418	$ 1,162,418	$ 1,162,418
35	Beginning Balance	368.0	$ 43,678,224	$ 43,678,224	$ 43,678,224	$ 43,678,224	$ 43,678,224	$ 43,678,224	$ 43,678,224	$ 43,678,224
36	Beginning Balance	369.0	$ 66,398,286	$ 66,398,286	$ 66,398,286	$ 66,398,286	$ 66,398,286	$ 66,398,286	$ 66,398,286	$ 66,398,286
37	Beginning Balance	369.1	$ 42,755	$ 42,755	$ 42,755	$ 42,755	$ 42,755	$ 42,755	$ 42,755	$ 42,755
38	Beginning Balance	369.1	$ (14,814)	$ (14,814)	$ (14,814)	$ (14,814)	$ (14,814)	$ (14,814)	$ (14,814)	$ (14,814)
39	Beginning Balance	369.1	$ -	$ -	$ -	$ -	$ -	$ -	$ -	$ -
40	Beginning Balance	369.1	$ 390,260	$ 390,260	$ 390,260	$ 390,260	$ 390,260	$ 390,260	$ 390,260	$ 390,260
41	Beginning Balance	371.0	$ 219,243	$ 219,243	$ 219,243	$ 219,243	$ 219,243	$ 219,243	$ 219,243	$ 219,243
42	Beginning Balance	374.1	$ 1,473,513	$ 1,473,513	$ 1,473,513	$ 1,473,513	$ 1,473,513	$ 1,473,513	$ 1,473,513	$ 1,473,513
43	Beginning Balance	374.2	$ 441,463	$ 441,463	$ 441,463	$ 441,463	$ 441,463	$ 441,463	$ 441,463	$ 441,463
44	Beginning Balance	374.3	$ 1,486	$ 1,486	$ 1,486	$ 1,486	$ 1,486	$ 1,486	$ 1,486	$ 1,486
45	Beginning Balance	374.3	$ (515)	$ (515)	$ (515)	$ (515)	$ (515)	$ (515)	$ (515)	$ (515)
46	Beginning Balance	374.3	$ -	$ -	$ -	$ -	$ -	$ -	$ -	$ -
47	Beginning Balance	375.0	$ 634,324	$ 634,324	$ 634,324	$ 634,324	$ 634,324	$ 634,324	$ 634,324	$ 634,324
48	Beginning Balance	376.0	$ 2,320,212	$ 2,320,212	$ 2,320,212	$ 2,320,212	$ 2,320,212	$ 2,320,212	$ 2,320,212	$ 2,320,212
49	Beginning Balance	376.1	$ 139,762,634	$ 139,762,634	$ 139,762,634	$ 139,762,634	$ 139,762,634	$ 139,762,634	$ 139,762,634	$ 139,762,634
50	Beginning Balance	376.2	$ 279,212,710	$ 279,212,710	$ 279,212,710	$ 279,212,710	$ 279,212,710	$ 279,212,710	$ 279,212,710	$ 279,212,710
51	Beginning Balance	376.3	$ 627,543	$ 627,543	$ 627,543	$ 627,543	$ 627,543	$ 627,543	$ 627,543	$ 627,543
52	Beginning Balance	376.4	$ 8,464,146	$ 8,464,146	$ 8,464,146	$ 8,464,146	$ 8,464,146	$ 8,464,146	$ 8,464,146	$ 8,464,146

Sponsored by NMGC Witness Erik C. Buchanan

NEW MEXICO GAS COMPANY, INC.

Gross Balances
Base Period - 12 Months Ending March 31, 2023
Future Test Year - 12 Months Ending September 30, 2025

	A	B	C	D	E	F	G	H	I	J	K	L	M
1			Adjusted Base Period										
2			Balance	Balance	Balance	Balance	Balance	Balance	Balance	Balance	Balance	Balance	Balance
3	Investment Number / Beginning Balance	FERC Account	3/31/2023	4/30/2023	5/31/2023	6/30/2023	7/31/2023	8/31/2023	9/30/2023	10/31/2023	11/30/2023	12/31/2023	1/31/2024
53	Beginning Balance	376.5	$ 20,348,726	$ 20,348,726	$ 20,348,726	$ 20,348,726	$ 20,348,726	$ 20,348,726	$ 20,348,726	$ 20,348,726	$ 20,348,726	$ 20,348,726	$ 20,348,726
54	Beginning Balance	376.6	$ 63,039	$ 63,039	$ 63,039	$ 63,039	$ 63,039	$ 63,039	$ 63,039	$ 63,039	$ 63,039	$ 63,039	$ 63,039
55	Beginning Balance	376.6	$ (21,842)	$ (21,842)	$ (21,842)	$ (21,842)	$ (21,842)	$ (21,842)	$ (21,842)	$ (21,842)	$ (21,842)	$ (21,842)	$ (21,842)
56	Beginning Balance	376.6	$ -	$ -	$ -	$ -	$ -	$ -	$ -	$ -	$ -	$ -	$ -
57	Beginning Balance	376.6	$ 2,709,133	$ 2,709,133	$ 2,709,133	$ 2,709,133	$ 2,709,133	$ 2,709,133	$ 2,709,133	$ 2,709,133	$ 2,709,133	$ 2,709,133	$ 2,709,133
58	Beginning Balance	376.7	$ 2,905,372	$ 2,905,372	$ 2,905,372	$ 2,905,372	$ 2,905,372	$ 2,905,372	$ 2,905,372	$ 2,905,372	$ 2,905,372	$ 2,905,372	$ 2,905,372
59	Beginning Balance	376.7	$ (1,006,651)	$ (1,006,651)	$ (1,006,651)	$ (1,006,651)	$ (1,006,651)	$ (1,006,651)	$ (1,006,651)	$ (1,006,651)	$ (1,006,651)	$ (1,006,651)	$ (1,006,651)
60	Beginning Balance	376.7	$ -	$ -	$ -	$ -	$ -	$ -	$ -	$ -	$ -	$ -	$ -
61	Beginning Balance	376.7	$ 1,938,129	$ 1,938,129	$ 1,938,129	$ 1,938,129	$ 1,938,129	$ 1,938,129	$ 1,938,129	$ 1,938,129	$ 1,938,129	$ 1,938,129	$ 1,938,129
62	Beginning Balance	376.8	$ 2,995	$ 2,995	$ 2,995	$ 2,995	$ 2,995	$ 2,995	$ 2,995	$ 2,995	$ 2,995	$ 2,995	$ 2,995
63	Beginning Balance	376.8	$ (1,038)	$ (1,038)	$ (1,038)	$ (1,038)	$ (1,038)	$ (1,038)	$ (1,038)	$ (1,038)	$ (1,038)	$ (1,038)	$ (1,038)
64	Beginning Balance	376.8	$ -	$ -	$ -	$ -	$ -	$ -	$ -	$ -	$ -	$ -	$ -
65	Beginning Balance	376.9	$ 1,236	$ 1,236	$ 1,236	$ 1,236	$ 1,236	$ 1,236	$ 1,236	$ 1,236	$ 1,236	$ 1,236	$ 1,236
66	Beginning Balance	376.9	$ (428)	$ (428)	$ (428)	$ (428)	$ (428)	$ (428)	$ (428)	$ (428)	$ (428)	$ (428)	$ (428)
67	Beginning Balance	376.9	$ -	$ -	$ -	$ -	$ -	$ -	$ -	$ -	$ -	$ -	$ -
68	Beginning Balance	377.0	$ -	$ -	$ -	$ -	$ -	$ -	$ -	$ -	$ -	$ -	$ -
69	Beginning Balance	378.0	$ 21,370,402	$ 21,370,402	$ 21,370,402	$ 21,370,402	$ 21,370,402	$ 21,370,402	$ 21,370,402	$ 21,370,402	$ 21,370,402	$ 21,370,402	$ 21,370,402
70	Beginning Balance	378.1	$ 18,831	$ 18,831	$ 18,831	$ 18,831	$ 18,831	$ 18,831	$ 18,831	$ 18,831	$ 18,831	$ 18,831	$ 18,831
71	Beginning Balance	379.0	$ 3,701,256	$ 3,701,256	$ 3,701,256	$ 3,701,256	$ 3,701,256	$ 3,701,256	$ 3,701,256	$ 3,701,256	$ 3,701,256	$ 3,701,256	$ 3,701,256
72	Beginning Balance	380.0	$ 183,427,979	$ 183,427,979	$ 183,427,979	$ 183,427,979	$ 183,427,979	$ 183,427,979	$ 183,427,979	$ 183,427,979	$ 183,427,979	$ 183,427,979	$ 183,427,979
73	Beginning Balance	380.1	$ 12,924,510	$ 12,924,510	$ 12,924,510	$ 12,924,510	$ 12,924,510	$ 12,924,510	$ 12,924,510	$ 12,924,510	$ 12,924,510	$ 12,924,510	$ 12,924,510
74	Beginning Balance	380.1	$ 37,582,238	$ 37,582,238	$ 37,582,238	$ 37,582,238	$ 37,582,238	$ 37,582,238	$ 37,582,238	$ 37,582,238	$ 37,582,238	$ 37,582,238	$ 37,582,238
75	Beginning Balance	380.1	$ 214,503	$ 214,503	$ 214,503	$ 214,503	$ 214,503	$ 214,503	$ 214,503	$ 214,503	$ 214,503	$ 214,503	$ 214,503
76	Beginning Balance	380.2	$ 5,622	$ 5,622	$ 5,622	$ 5,622	$ 5,622	$ 5,622	$ 5,622	$ 5,622	$ 5,622	$ 5,622	$ 5,622
77	Beginning Balance	380.2	$ (1,948)	$ (1,948)	$ (1,948)	$ (1,948)	$ (1,948)	$ (1,948)	$ (1,948)	$ (1,948)	$ (1,948)	$ (1,948)	$ (1,948)
78	Beginning Balance	380.2	$ -	$ -	$ -	$ -	$ -	$ -	$ -	$ -	$ -	$ -	$ -
79	Beginning Balance	380.3	$ 3,571,717	$ 3,571,717	$ 3,571,717	$ 3,571,717	$ 3,571,717	$ 3,571,717	$ 3,571,717	$ 3,571,717	$ 3,571,717	$ 3,571,717	$ 3,571,717
80	Beginning Balance	381.0	$ 93,207,558	$ 93,207,558	$ 93,207,558	$ 93,207,558	$ 93,207,558	$ 93,207,558	$ 93,207,558	$ 93,207,558	$ 93,207,558	$ 93,207,558	$ 93,207,558
81	Beginning Balance	381.1	$ 26,806,032	$ 26,806,032	$ 26,806,032	$ 26,806,032	$ 26,806,032	$ 26,806,032	$ 26,806,032	$ 26,806,032	$ 26,806,032	$ 26,806,032	$ 26,806,032
82	Beginning Balance	383.0	$ 8,085,668	$ 8,085,668	$ 8,085,668	$ 8,085,668	$ 8,085,668	$ 8,085,668	$ 8,085,668	$ 8,085,668	$ 8,085,668	$ 8,085,668	$ 8,085,668
83	Beginning Balance	385.0	$ 24,704,467	$ 24,704,467	$ 24,704,467	$ 24,704,467	$ 24,704,467	$ 24,704,467	$ 24,704,467	$ 24,704,467	$ 24,704,467	$ 24,704,467	$ 24,704,467
84	Beginning Balance	389.0	$ 5,224,405	$ 5,224,405	$ 5,224,405	$ 5,224,405	$ 5,224,405	$ 5,224,405	$ 5,224,405	$ 5,224,405	$ 5,224,405	$ 5,224,405	$ 5,224,405
85	Beginning Balance	390.0	$ 35,500,756	$ 35,500,756	$ 35,500,756	$ 35,500,756	$ 35,500,756	$ 35,500,756	$ 35,500,756	$ 35,500,756	$ 35,500,756	$ 35,500,756	$ 35,500,756
86	Beginning Balance	390.1	$ -	$ -	$ -	$ -	$ -	$ -	$ -	$ -	$ -	$ -	$ -
87	Beginning Balance	390.2	$ -	$ -	$ -	$ -	$ -	$ -	$ -	$ -	$ -	$ -	$ -
88	Beginning Balance	390.3	$ 1,365,926	$ 1,365,926	$ 1,365,926	$ 1,365,926	$ 1,365,926	$ 1,365,926	$ 1,365,926	$ 1,365,926	$ 1,365,926	$ 1,365,926	$ 1,365,926
89	Beginning Balance	390.4	$ 85,897	$ 85,897	$ 85,897	$ 85,897	$ 85,897	$ 85,897	$ 85,897	$ 85,897	$ 85,897	$ 85,897	$ 85,897
90	Beginning Balance	390.5	$ 196,273	$ 196,273	$ 196,273	$ 196,273	$ 196,273	$ 196,273	$ 196,273	$ 196,273	$ 196,273	$ 196,273	$ 196,273
91	Beginning Balance	390.6	$ 27,033	$ 27,033	$ 27,033	$ 27,033	$ 27,033	$ 27,033	$ 27,033	$ 27,033	$ 27,033	$ 27,033	$ 27,033
92	Beginning Balance	390.7	$ -	$ -	$ -	$ -	$ -	$ -	$ -	$ -	$ -	$ -	$ -
93	Beginning Balance	390.8	$ 38,554	$ 38,554	$ 38,554	$ 38,554	$ 38,554	$ 38,554	$ 38,554	$ 38,554	$ 38,554	$ 38,554	$ 38,554
94	Beginning Balance	390.9	$ 3,229,559	$ 3,229,559	$ 3,229,559	$ 3,229,559	$ 3,229,559	$ 3,229,559	$ 3,229,559	$ 3,229,559	$ 3,229,559	$ 3,229,559	$ 3,229,559
95	Beginning Balance	391.0	$ 1,506,691	$ 1,506,691	$ 1,506,691	$ 1,506,691	$ 1,506,691	$ 1,506,691	$ 1,506,691	$ 1,506,691	$ 1,506,691	$ 1,506,691	$ 1,506,691
96	Beginning Balance	391.1	$ -	$ -	$ -	$ -	$ -	$ -	$ -	$ -	$ -	$ -	$ -
97	Beginning Balance	391.2	$ 12,696,112	$ 12,696,112	$ 12,696,112	$ 12,696,112	$ 12,696,112	$ 12,696,112	$ 12,696,112	$ 12,696,112	$ 12,696,112	$ 12,696,112	$ 12,696,112
98	Beginning Balance	392.0	$ 16,996,714	$ 16,996,714	$ 16,996,714	$ 16,996,714	$ 16,996,714	$ 16,996,714	$ 16,996,714	$ 16,996,714	$ 16,996,714	$ 16,996,714	$ 16,996,714
99	Beginning Balance	392.1	$ 5,712,874	$ 5,712,874	$ 5,712,874	$ 5,712,874	$ 5,712,874	$ 5,712,874	$ 5,712,874	$ 5,712,874	$ 5,712,874	$ 5,712,874	$ 5,712,874
100	Beginning Balance	392.2	$ 4,077,406	$ 4,077,406	$ 4,077,406	$ 4,077,406	$ 4,077,406	$ 4,077,406	$ 4,077,406	$ 4,077,406	$ 4,077,406	$ 4,077,406	$ 4,077,406
101	Beginning Balance	392.3	$ 8,597,030	$ 8,597,030	$ 8,597,030	$ 8,597,030	$ 8,597,030	$ 8,597,030	$ 8,597,030	$ 8,597,030	$ 8,597,030	$ 8,597,030	$ 8,597,030

NEW MEXICO GAS COMPANY, INC.

Gross Balances
Base Period - 12 Months Ending March 31, 2023
Future Test Year - 12 Months Ending September 30, 2025

	A	B	N	O	P	Q	R	S	T	U	V	W	X	Y
1														
2			Balance	Balance	Balance	Balance	Balance	Balance	Balance	Balance	Balance	Balance	Balance	Balance
3	Investment Number / Beginning Balance	FERC Account	2/29/2024	3/31/2024	4/30/2024	5/31/2024	6/30/2024	7/31/2024	8/31/2024	9/30/2024	10/31/2024	11/30/2024	12/31/2024	1/31/2025
53	Beginning Balance	376.5	$ 20,348,726	$ 20,348,726	$ 20,348,726	$ 20,348,726	$ 20,348,726	$ 20,348,726	$ 20,348,726	$ 20,348,726	$ 20,348,726	$ 20,348,726	$ 20,348,726	$ 20,348,726
54	Beginning Balance	376.6	$ 63,039	$ 63,039	$ 63,039	$ 63,039	$ 63,039	$ 63,039	$ 63,039	$ 63,039	$ 63,039	$ 63,039	$ 63,039	$ 63,039
55	Beginning Balance	376.6	$ (21,842)	$ (21,842)	$ (21,842)	$ (21,842)	$ (21,842)	$ (21,842)	$ (21,842)	$ (21,842)	$ (21,842)	$ (21,842)	$ (21,842)	$ (21,842)
56	Beginning Balance	376.6	$ -	$ -	$ -	$ -	$ -	$ -	$ -	$ -	$ -	$ -	$ -	$ -
57	Beginning Balance	376.6	$ 2,709,133	$ 2,709,133	$ 2,709,133	$ 2,709,133	$ 2,709,133	$ 2,709,133	$ 2,709,133	$ 2,709,133	$ 2,709,133	$ 2,709,133	$ 2,709,133	$ 2,709,133
58	Beginning Balance	376.7	$ 2,905,372	$ 2,905,372	$ 2,905,372	$ 2,905,372	$ 2,905,372	$ 2,905,372	$ 2,905,372	$ 2,905,372	$ 2,905,372	$ 2,905,372	$ 2,905,372	$ 2,905,372
59	Beginning Balance	376.7	$ (1,006,651)	$ (1,006,651)	$ (1,006,651)	$ (1,006,651)	$ (1,006,651)	$ (1,006,651)	$ (1,006,651)	$ (1,006,651)	$ (1,006,651)	$ (1,006,651)	$ (1,006,651)	$ (1,006,651)
60	Beginning Balance	376.7	$ -	$ -	$ -	$ -	$ -	$ -	$ -	$ -	$ -	$ -	$ -	$ -
61	Beginning Balance	376.7	$ 1,938,129	$ 1,938,129	$ 1,938,129	$ 1,938,129	$ 1,938,129	$ 1,938,129	$ 1,938,129	$ 1,938,129	$ 1,938,129	$ 1,938,129	$ 1,938,129	$ 1,938,129
62	Beginning Balance	376.8	$ 2,995	$ 2,995	$ 2,995	$ 2,995	$ 2,995	$ 2,995	$ 2,995	$ 2,995	$ 2,995	$ 2,995	$ 2,995	$ 2,995
63	Beginning Balance	376.8	$ (1,038)	$ (1,038)	$ (1,038)	$ (1,038)	$ (1,038)	$ (1,038)	$ (1,038)	$ (1,038)	$ (1,038)	$ (1,038)	$ (1,038)	$ (1,038)
64	Beginning Balance	376.8	$ -	$ -	$ -	$ -	$ -	$ -	$ -	$ -	$ -	$ -	$ -	$ -
65	Beginning Balance	376.9	$ 1,236	$ 1,236	$ 1,236	$ 1,236	$ 1,236	$ 1,236	$ 1,236	$ 1,236	$ 1,236	$ 1,236	$ 1,236	$ 1,236
66	Beginning Balance	376.9	$ (428)	$ (428)	$ (428)	$ (428)	$ (428)	$ (428)	$ (428)	$ (428)	$ (428)	$ (428)	$ (428)	$ (428)
67	Beginning Balance	376.9	$ -	$ -	$ -	$ -	$ -	$ -	$ -	$ -	$ -	$ -	$ -	$ -
68	Beginning Balance	377.0	$ -	$ -	$ -	$ -	$ -	$ -	$ -	$ -	$ -	$ -	$ -	$ -
69	Beginning Balance	378.0	$ 21,370,402	$ 21,370,402	$ 21,370,402	$ 21,370,402	$ 21,370,402	$ 21,370,402	$ 21,370,402	$ 21,370,402	$ 21,370,402	$ 21,370,402	$ 21,370,402	$ 21,370,402
70	Beginning Balance	378.1	$ 18,831	$ 18,831	$ 18,831	$ 18,831	$ 18,831	$ 18,831	$ 18,831	$ 18,831	$ 18,831	$ 18,831	$ 18,831	$ 18,831
71	Beginning Balance	379.0	$ 3,701,256	$ 3,701,256	$ 3,701,256	$ 3,701,256	$ 3,701,256	$ 3,701,256	$ 3,701,256	$ 3,701,256	$ 3,701,256	$ 3,701,256	$ 3,701,256	$ 3,701,256
72	Beginning Balance	380.0	$ 183,427,979	$ 183,427,979	$ 183,427,979	$ 183,427,979	$ 183,427,979	$ 183,427,979	$ 183,427,979	$ 183,427,979	$ 183,427,979	$ 183,427,979	$ 183,427,979	$ 183,427,979
73	Beginning Balance	380.1	$ 12,924,510	$ 12,924,510	$ 12,924,510	$ 12,924,510	$ 12,924,510	$ 12,924,510	$ 12,924,510	$ 12,924,510	$ 12,924,510	$ 12,924,510	$ 12,924,510	$ 12,924,510
74	Beginning Balance	380.1	$ 37,582,238	$ 37,582,238	$ 37,582,238	$ 37,582,238	$ 37,582,238	$ 37,582,238	$ 37,582,238	$ 37,582,238	$ 37,582,238	$ 37,582,238	$ 37,582,238	$ 37,582,238
75	Beginning Balance	380.1	$ 214,503	$ 214,503	$ 214,503	$ 214,503	$ 214,503	$ 214,503	$ 214,503	$ 214,503	$ 214,503	$ 214,503	$ 214,503	$ 214,503
76	Beginning Balance	380.2	$ 5,622	$ 5,622	$ 5,622	$ 5,622	$ 5,622	$ 5,622	$ 5,622	$ 5,622	$ 5,622	$ 5,622	$ 5,622	$ 5,622
77	Beginning Balance	380.2	$ (1,948)	$ (1,948)	$ (1,948)	$ (1,948)	$ (1,948)	$ (1,948)	$ (1,948)	$ (1,948)	$ (1,948)	$ (1,948)	$ (1,948)	$ (1,948)
78	Beginning Balance	380.2	$ -	$ -	$ -	$ -	$ -	$ -	$ -	$ -	$ -	$ -	$ -	$ -
79	Beginning Balance	380.3	$ 3,571,717	$ 3,571,717	$ 3,571,717	$ 3,571,717	$ 3,571,717	$ 3,571,717	$ 3,571,717	$ 3,571,717	$ 3,571,717	$ 3,571,717	$ 3,571,717	$ 3,571,717
80	Beginning Balance	381.0	$ 93,207,558	$ 93,207,558	$ 93,207,558	$ 93,207,558	$ 93,207,558	$ 93,207,558	$ 93,207,558	$ 93,207,558	$ 93,207,558	$ 93,207,558	$ 93,207,558	$ 93,207,558
81	Beginning Balance	381.1	$ 26,806,032	$ 26,806,032	$ 26,806,032	$ 26,806,032	$ 26,806,032	$ 26,806,032	$ 26,806,032	$ 26,806,032	$ 26,806,032	$ 26,806,032	$ 26,806,032	$ 26,806,032
82	Beginning Balance	383.0	$ 8,085,668	$ 8,085,668	$ 8,085,668	$ 8,085,668	$ 8,085,668	$ 8,085,668	$ 8,085,668	$ 8,085,668	$ 8,085,668	$ 8,085,668	$ 8,085,668	$ 8,085,668
83	Beginning Balance	385.0	$ 24,704,467	$ 24,704,467	$ 24,704,467	$ 24,704,467	$ 24,704,467	$ 24,704,467	$ 24,704,467	$ 24,704,467	$ 24,704,467	$ 24,704,467	$ 24,704,467	$ 24,704,467
84	Beginning Balance	389.0	$ 5,224,405	$ 5,224,405	$ 5,224,405	$ 5,224,405	$ 5,224,405	$ 5,224,405	$ 5,224,405	$ 5,224,405	$ 5,224,405	$ 5,224,405	$ 5,224,405	$ 5,224,405
85	Beginning Balance	390.0	$ 35,500,756	$ 35,500,756	$ 35,500,756	$ 35,500,756	$ 35,500,756	$ 35,500,756	$ 35,500,756	$ 35,500,756	$ 35,500,756	$ 35,500,756	$ 35,500,756	$ 35,500,756
86	Beginning Balance	390.1	$ -	$ -	$ -	$ -	$ -	$ -	$ -	$ -	$ -	$ -	$ -	$ -
87	Beginning Balance	390.2	$ -	$ -	$ -	$ -	$ -	$ -	$ -	$ -	$ -	$ -	$ -	$ -
88	Beginning Balance	390.3	$ 1,365,926	$ 1,365,926	$ 1,365,926	$ 1,365,926	$ 1,365,926	$ 1,365,926	$ 1,365,926	$ 1,365,926	$ 1,365,926	$ 1,365,926	$ 1,365,926	$ 1,365,926
89	Beginning Balance	390.4	$ 85,897	$ 85,897	$ 85,897	$ 85,897	$ 85,897	$ 85,897	$ 85,897	$ 85,897	$ 85,897	$ 85,897	$ 85,897	$ 85,897
90	Beginning Balance	390.5	$ 196,273	$ 196,273	$ 196,273	$ 196,273	$ 196,273	$ 196,273	$ 196,273	$ 196,273	$ 196,273	$ 196,273	$ 196,273	$ 196,273
91	Beginning Balance	390.6	$ 27,033	$ 27,033	$ 27,033	$ 27,033	$ 27,033	$ 27,033	$ 27,033	$ 27,033	$ 27,033	$ 27,033	$ 27,033	$ 27,033
92	Beginning Balance	390.7	$ -	$ -	$ -	$ -	$ -	$ -	$ -	$ -	$ -	$ -	$ -	$ -
93	Beginning Balance	390.8	$ 38,554	$ 38,554	$ 38,554	$ 38,554	$ 38,554	$ 38,554	$ 38,554	$ 38,554	$ 38,554	$ 38,554	$ 38,554	$ 38,554
94	Beginning Balance	390.9	$ 3,229,559	$ 3,229,559	$ 3,229,559	$ 3,229,559	$ 3,229,559	$ 3,229,559	$ 3,229,559	$ 3,229,559	$ 3,229,559	$ 3,229,559	$ 3,229,559	$ 3,229,559
95	Beginning Balance	391.0	$ 1,506,691	$ 1,506,691	$ 1,506,691	$ 1,506,691	$ 1,506,691	$ 1,506,691	$ 1,506,691	$ 1,506,691	$ 1,506,691	$ 1,506,691	$ 1,506,691	$ 1,506,691
96	Beginning Balance	391.1	$ -	$ -	$ -	$ -	$ -	$ -	$ -	$ -	$ -	$ -	$ -	$ -
97	Beginning Balance	391.2	$ 12,696,112	$ 12,696,112	$ 12,696,112	$ 12,696,112	$ 12,696,112	$ 12,696,112	$ 12,696,112	$ 12,696,112	$ 12,696,112	$ 12,696,112	$ 12,696,112	$ 12,696,112
98	Beginning Balance	392.0	$ 16,996,714	$ 16,996,714	$ 16,996,714	$ 16,996,714	$ 16,996,714	$ 16,996,714	$ 16,996,714	$ 16,996,714	$ 16,996,714	$ 16,996,714	$ 16,996,714	$ 16,996,714
99	Beginning Balance	392.1	$ 5,712,874	$ 5,712,874	$ 5,712,874	$ 5,712,874	$ 5,712,874	$ 5,712,874	$ 5,712,874	$ 5,712,874	$ 5,712,874	$ 5,712,874	$ 5,712,874	$ 5,712,874
100	Beginning Balance	392.2	$ 4,077,406	$ 4,077,406	$ 4,077,406	$ 4,077,406	$ 4,077,406	$ 4,077,406	$ 4,077,406	$ 4,077,406	$ 4,077,406	$ 4,077,406	$ 4,077,406	$ 4,077,406
101	Beginning Balance	392.3	$ 8,597,030	$ 8,597,030	$ 8,597,030	$ 8,597,030	$ 8,597,030	$ 8,597,030	$ 8,597,030	$ 8,597,030	$ 8,597,030	$ 8,597,030	$ 8,597,030	$ 8,597,030

NEW MEXICO GAS COMPANY, INC.

Gross Balances
Base Period - 12 Months Ending March 31, 2023
Future Test Year - 12 Months Ending September 30, 2025

	A	B	Z	AA	AB	AC	AD	AE	AF	AG
1										
2			Balance	Balance	Balance	Balance	Balance	Balance	Balance	Balance
3	Investment Number / Beginning Balance	FERC Account	2/28/2025	3/31/2025	4/30/2025	5/31/2025	6/30/2025	7/31/2025	8/31/2025	9/30/2025
53	Beginning Balance	376.5	$ 20,348,726	$ 20,348,726	$ 20,348,726	$ 20,348,726	$ 20,348,726	$ 20,348,726	$ 20,348,726	$ 20,348,726
54	Beginning Balance	376.6	$ 63,039	$ 63,039	$ 63,039	$ 63,039	$ 63,039	$ 63,039	$ 63,039	$ 63,039
55	Beginning Balance	376.6	$ (21,842)	$ (21,842)	$ (21,842)	$ (21,842)	$ (21,842)	$ (21,842)	$ (21,842)	$ (21,842)
56	Beginning Balance	376.6	$ -	$ -	$ -	$ -	$ -	$ -	$ -	$ -
57	Beginning Balance	376.6	$ 2,709,133	$ 2,709,133	$ 2,709,133	$ 2,709,133	$ 2,709,133	$ 2,709,133	$ 2,709,133	$ 2,709,133
58	Beginning Balance	376.7	$ 2,905,372	$ 2,905,372	$ 2,905,372	$ 2,905,372	$ 2,905,372	$ 2,905,372	$ 2,905,372	$ 2,905,372
59	Beginning Balance	376.7	$ (1,006,651)	$ (1,006,651)	$ (1,006,651)	$ (1,006,651)	$ (1,006,651)	$ (1,006,651)	$ (1,006,651)	$ (1,006,651)
60	Beginning Balance	376.7	$ -	$ -	$ -	$ -	$ -	$ -	$ -	$ -
61	Beginning Balance	376.7	$ 1,938,129	$ 1,938,129	$ 1,938,129	$ 1,938,129	$ 1,938,129	$ 1,938,129	$ 1,938,129	$ 1,938,129
62	Beginning Balance	376.8	$ 2,995	$ 2,995	$ 2,995	$ 2,995	$ 2,995	$ 2,995	$ 2,995	$ 2,995
63	Beginning Balance	376.8	$ (1,038)	$ (1,038)	$ (1,038)	$ (1,038)	$ (1,038)	$ (1,038)	$ (1,038)	$ (1,038)
64	Beginning Balance	376.8	$ -	$ -	$ -	$ -	$ -	$ -	$ -	$ -
65	Beginning Balance	376.9	$ 1,236	$ 1,236	$ 1,236	$ 1,236	$ 1,236	$ 1,236	$ 1,236	$ 1,236
66	Beginning Balance	376.9	$ (428)	$ (428)	$ (428)	$ (428)	$ (428)	$ (428)	$ (428)	$ (428)
67	Beginning Balance	376.9	$ -	$ -	$ -	$ -	$ -	$ -	$ -	$ -
68	Beginning Balance	377.0	$ -	$ -	$ -	$ -	$ -	$ -	$ -	$ -
69	Beginning Balance	378.0	$ 21,370,402	$ 21,370,402	$ 21,370,402	$ 21,370,402	$ 21,370,402	$ 21,370,402	$ 21,370,402	$ 21,370,402
70	Beginning Balance	378.1	$ 18,831	$ 18,831	$ 18,831	$ 18,831	$ 18,831	$ 18,831	$ 18,831	$ 18,831
71	Beginning Balance	379.0	$ 3,701,256	$ 3,701,256	$ 3,701,256	$ 3,701,256	$ 3,701,256	$ 3,701,256	$ 3,701,256	$ 3,701,256
72	Beginning Balance	380.0	$ 183,427,979	$ 183,427,979	$ 183,427,979	$ 183,427,979	$ 183,427,979	$ 183,427,979	$ 183,427,979	$ 183,427,979
73	Beginning Balance	380.1	$ 12,924,510	$ 12,924,510	$ 12,924,510	$ 12,924,510	$ 12,924,510	$ 12,924,510	$ 12,924,510	$ 12,924,510
74	Beginning Balance	380.1	$ 37,582,238	$ 37,582,238	$ 37,582,238	$ 37,582,238	$ 37,582,238	$ 37,582,238	$ 37,582,238	$ 37,582,238
75	Beginning Balance	380.1	$ 214,503	$ 214,503	$ 214,503	$ 214,503	$ 214,503	$ 214,503	$ 214,503	$ 214,503
76	Beginning Balance	380.2	$ 5,622	$ 5,622	$ 5,622	$ 5,622	$ 5,622	$ 5,622	$ 5,622	$ 5,622
77	Beginning Balance	380.2	$ (1,948)	$ (1,948)	$ (1,948)	$ (1,948)	$ (1,948)	$ (1,948)	$ (1,948)	$ (1,948)
78	Beginning Balance	380.2	$ -	$ -	$ -	$ -	$ -	$ -	$ -	$ -
79	Beginning Balance	380.3	$ 3,571,717	$ 3,571,717	$ 3,571,717	$ 3,571,717	$ 3,571,717	$ 3,571,717	$ 3,571,717	$ 3,571,717
80	Beginning Balance	381.0	$ 93,207,558	$ 93,207,558	$ 93,207,558	$ 93,207,558	$ 93,207,558	$ 93,207,558	$ 93,207,558	$ 93,207,558
81	Beginning Balance	381.1	$ 26,806,032	$ 26,806,032	$ 26,806,032	$ 26,806,032	$ 26,806,032	$ 26,806,032	$ 26,806,032	$ 26,806,032
82	Beginning Balance	383.0	$ 8,085,668	$ 8,085,668	$ 8,085,668	$ 8,085,668	$ 8,085,668	$ 8,085,668	$ 8,085,668	$ 8,085,668
83	Beginning Balance	385.0	$ 24,704,467	$ 24,704,467	$ 24,704,467	$ 24,704,467	$ 24,704,467	$ 24,704,467	$ 24,704,467	$ 24,704,467
84	Beginning Balance	389.0	$ 5,224,405	$ 5,224,405	$ 5,224,405	$ 5,224,405	$ 5,224,405	$ 5,224,405	$ 5,224,405	$ 5,224,405
85	Beginning Balance	390.0	$ 35,500,756	$ 35,500,756	$ 35,500,756	$ 35,500,756	$ 35,500,756	$ 35,500,756	$ 35,500,756	$ 35,500,756
86	Beginning Balance	390.1	$ -	$ -	$ -	$ -	$ -	$ -	$ -	$ -
87	Beginning Balance	390.2	$ -	$ -	$ -	$ -	$ -	$ -	$ -	$ -
88	Beginning Balance	390.3	$ 1,365,926	$ 1,365,926	$ 1,365,926	$ 1,365,926	$ 1,365,926	$ 1,365,926	$ 1,365,926	$ 1,365,926
89	Beginning Balance	390.4	$ 85,897	$ 85,897	$ 85,897	$ 85,897	$ 85,897	$ 85,897	$ 85,897	$ 85,897
90	Beginning Balance	390.5	$ 196,273	$ 196,273	$ 196,273	$ 196,273	$ 196,273	$ 196,273	$ 196,273	$ 196,273
91	Beginning Balance	390.6	$ 27,033	$ 27,033	$ 27,033	$ 27,033	$ 27,033	$ 27,033	$ 27,033	$ 27,033
92	Beginning Balance	390.7	$ -	$ -	$ -	$ -	$ -	$ -	$ -	$ -
93	Beginning Balance	390.8	$ 38,554	$ 38,554	$ 38,554	$ 38,554	$ 38,554	$ 38,554	$ 38,554	$ 38,554
94	Beginning Balance	390.9	$ 3,229,559	$ 3,229,559	$ 3,229,559	$ 3,229,559	$ 3,229,559	$ 3,229,559	$ 3,229,559	$ 3,229,559
95	Beginning Balance	391.0	$ 1,506,691	$ 1,506,691	$ 1,506,691	$ 1,506,691	$ 1,506,691	$ 1,506,691	$ 1,506,691	$ 1,506,691
96	Beginning Balance	391.1	$ -	$ -	$ -	$ -	$ -	$ -	$ -	$ -
97	Beginning Balance	391.2	$ 12,696,112	$ 12,696,112	$ 12,696,112	$ 12,696,112	$ 12,696,112	$ 12,696,112	$ 12,696,112	$ 12,696,112
98	Beginning Balance	392.0	$ 16,996,714	$ 16,996,714	$ 16,996,714	$ 16,996,714	$ 16,996,714	$ 16,996,714	$ 16,996,714	$ 16,996,714
99	Beginning Balance	392.1	$ 5,712,874	$ 5,712,874	$ 5,712,874	$ 5,712,874	$ 5,712,874	$ 5,712,874	$ 5,712,874	$ 5,712,874
100	Beginning Balance	392.2	$ 4,077,406	$ 4,077,406	$ 4,077,406	$ 4,077,406	$ 4,077,406	$ 4,077,406	$ 4,077,406	$ 4,077,406
101	Beginning Balance	392.3	$ 8,597,030	$ 8,597,030	$ 8,597,030	$ 8,597,030	$ 8,597,030	$ 8,597,030	$ 8,597,030	$ 8,597,030

Sponsored by NMGC Witness Erik C. Buchanan

WP Plant 3 Gross Balances

NEW MEXICO GAS COMPANY, INC.

Gross Balances
Base Period - 12 Months Ending March 31, 2023
Future Test Year - 12 Months Ending September 30, 2025

	A	B	C	D	E	F	G	H	I	J	K	L	M
1			Adjusted Base Period										
2			Balance	Balance	Balance	Balance	Balance	Balance	Balance	Balance	Balance	Balance	Balance
3	Investment Number / Beginning Balance	FERC Account	3/31/2023	4/30/2023	5/31/2023	6/30/2023	7/31/2023	8/31/2023	9/30/2023	10/31/2023	11/30/2023	12/31/2023	1/31/2024
102	Beginning Balance	392.4	$ 276,255	$ 276,255	$ 276,255	$ 276,255	$ 276,255	$ 276,255	$ 276,255	$ 276,255	$ 276,255	$ 276,255	$ 276,255
103	Beginning Balance	393.0	$ 767,993	$ 767,993	$ 767,993	$ 767,993	$ 767,993	$ 767,993	$ 767,993	$ 767,993	$ 767,993	$ 767,993	$ 767,993
104	Beginning Balance	394.0	$ 15,789,180	$ 15,789,180	$ 15,789,180	$ 15,789,180	$ 15,789,180	$ 15,789,180	$ 15,789,180	$ 15,789,180	$ 15,789,180	$ 15,789,180	$ 15,789,180
105	Beginning Balance	396.0	$ 7,752,867	$ 7,752,867	$ 7,752,867	$ 7,752,867	$ 7,752,867	$ 7,752,867	$ 7,752,867	$ 7,752,867	$ 7,752,867	$ 7,752,867	$ 7,752,867
106	Beginning Balance	397.0	$ 3,125,433	$ 3,125,433	$ 3,125,433	$ 3,125,433	$ 3,125,433	$ 3,125,433	$ 3,125,433	$ 3,125,433	$ 3,125,433	$ 3,125,433	$ 3,125,433
107	Beginning Balance	398.0	$ 603,014	$ 603,014	$ 603,014	$ 603,014	$ 603,014	$ 603,014	$ 603,014	$ 603,014	$ 603,014	$ 603,014	$ 603,014
108	Beginning Balance	398.5	$ 1,670,519	$ 1,670,519	$ 1,670,519	$ 1,670,519	$ 1,670,519	$ 1,670,519	$ 1,670,519	$ 1,670,519	$ 1,670,519	$ 1,670,519	$ 1,670,519
109	Beginning Balance	398.6	$ 108,720	$ 108,720	$ 108,720	$ 108,720	$ 108,720	$ 108,720	$ 108,720	$ 108,720	$ 108,720	$ 108,720	$ 108,720
110	Beginning Balance	398.7	$ -	$ -	$ -	$ -	$ -	$ -	$ -	$ -	$ -	$ -	$ -
111	Beginning Balance	399.1	$ 17,180	$ 17,180	$ 17,180	$ 17,180	$ 17,180	$ 17,180	$ 17,180	$ 17,180	$ 17,180	$ 17,180	$ 17,180
112	Placeholder	0.0	$ -	$ -	$ -	$ -	$ -	$ -	$ -	$ -	$ -	$ -	$ -
113	111111111	376.1	$ -	$ -	$ -	$ 0	$ 0	$ 0	$ 0	$ 0	$ 0	$ 0	$ 0
114	111111111	376.2	$ -	$ -	$ -	$ 0	$ 0	$ 0	$ 0	$ 0	$ 0	$ 0	$ 0
115	111111111	376.4	$ -	$ -	$ -	$ 0	$ 0	$ 0	$ 0	$ 0	$ 0	$ 0	$ 0
116	111111111	380.0	$ -	$ -	$ -	$ 0	$ 0	$ 0	$ 0	$ 0	$ 0	$ 0	$ 0
117	222222222	303.3	$ -	$ -	$ -	$ -	$ -	$ -	$ -	$ -	$ -	$ -	$ -
118	333333333	390.0	$ -	$ -	$ -	$ -	$ -	$ -	$ -	$ -	$ -	$ -	$ -
119	444444444	367.1	$ -	$ -	$ -	$ -	$ -	$ -	$ -	$ -	$ -	$ -	$ -
120	444444444	368.0	$ -	$ -	$ -	$ -	$ -	$ -	$ -	$ -	$ -	$ -	$ -
121	444444444	369.0	$ -	$ -	$ -	$ -	$ -	$ -	$ -	$ -	$ -	$ -	$ -
122	T680000001		$ -	$ -	$ -	$ -	$ -	$ -	$ -	$ -	$ -	$ -	$ -
123	T626000002		$ -	$ -	$ -	$ -	$ -	$ -	$ -	$ -	$ -	$ -	$ -
124	T626000003		$ -	$ -	$ -	$ -	$ -	$ -	$ -	$ -	$ -	$ -	$ -
125	T660000004		$ -	$ -	$ -	$ -	$ -	$ -	$ -	$ -	$ -	$ -	$ -
126	T621000005		$ -	$ -	$ -	$ -	$ -	$ -	$ -	$ -	$ -	$ -	$ -
127	T610000006		$ -	$ -	$ -	$ -	$ -	$ -	$ -	$ -	$ -	$ -	$ -
128	T610000007		$ -	$ -	$ -	$ -	$ -	$ -	$ -	$ -	$ -	$ -	$ -
129	T680000008	367.1	$ -	$ -	$ -	$ -	$ -	$ -	$ -	$ -	$ -	$ -	$ -
130	T680000008	368.0	$ -	$ -	$ -	$ -	$ -	$ -	$ -	$ -	$ -	$ -	$ -
131	T680000008	369.0	$ -	$ -	$ -	$ -	$ -	$ -	$ -	$ -	$ -	$ -	$ -
132	601000009		$ -	$ -	$ -	$ -	$ -	$ -	$ -	$ -	$ -	$ -	$ -
133	601000010		$ -	$ -	$ -	$ -	$ -	$ -	$ -	$ -	$ -	$ -	$ -
134	601000011		$ -	$ -	$ -	$ -	$ -	$ -	$ -	$ -	$ -	$ -	$ -
135	601000012	391.2	$ -	$ -	$ -	$ -	$ -	$ -	$ -	$ -	$ -	$ -	$ -
136	601000012	397.0	$ -	$ -	$ -	$ -	$ -	$ -	$ -	$ -	$ -	$ -	$ -
137	601000012	398.0	$ -	$ -	$ -	$ -	$ -	$ -	$ -	$ -	$ -	$ -	$ -
138	601000013		$ -	$ -	$ -	$ -	$ -	$ -	$ -	$ -	$ -	$ -	$ -
139	601000014		$ -	$ -	$ -	$ -	$ -	$ -	$ -	$ -	$ -	$ -	$ -
140	601000015		$ -	$ -	$ -	$ -	$ -	$ -	$ -	$ -	$ -	$ -	$ -
141	601000016		$ -	$ -	$ -	$ -	$ -	$ -	$ -	$ -	$ -	$ -	$ -
142	601000017		$ -	$ -	$ -	$ -	$ -	$ -	$ -	$ -	$ -	$ -	$ -
143	601000018		$ -	$ -	$ -	$ -	$ -	$ -	$ -	$ -	$ -	$ -	$ -
144	601000019		$ -	$ -	$ -	$ -	$ -	$ -	$ -	$ -	$ -	$ -	$ -
145	601000020		$ -	$ -	$ -	$ -	$ -	$ -	$ -	$ -	$ -	$ -	$ -
146	601000021		$ -	$ -	$ -	$ -	$ -	$ -	$ -	$ -	$ -	$ -	$ -
147	601000022		$ -	$ -	$ -	$ -	$ -	$ -	$ -	$ -	$ -	$ -	$ -
148	601000023	303.3	$ -	$ -	$ -	$ -	$ -	$ -	$ -	$ -	$ -	$ -	$ -
149	601000024	303.3	$ -	$ -	$ -	$ -	$ -	$ -	$ -	$ -	$ -	$ -	$ -
150	601000025	303.3	$ -	$ -	$ -	$ 2,844	$ 2,844	$ 2,844	$ 2,844	$ 2,844	$ 2,844	$ 2,844	$ 2,844

Sponsored by NMGC Witness Erik C. Buchanan

WP Plant 3 Gross Balances

NEW MEXICO GAS COMPANY, INC.

Gross Balances
Base Period - 12 Months Ending March 31, 2023
Future Test Year - 12 Months Ending September 30, 2025

	A	B	N	O	P	Q	R	S	T	U	V	W	X	Y
1														
2			Balance	Balance	Balance	Balance	Balance	Balance	Balance	Balance	Balance	Balance	Balance	Balance
3	Investment Number / Beginning Balance	FERC Account	2/29/2024	3/31/2024	4/30/2024	5/31/2024	6/30/2024	7/31/2024	8/31/2024	9/30/2024	10/31/2024	11/30/2024	12/31/2024	1/31/2025
102	Beginning Balance	392.4	$ 276,255	$ 276,255	$ 276,255	$ 276,255	$ 276,255	$ 276,255	$ 276,255	$ 276,255	$ 276,255	$ 276,255	$ 276,255	$ 276,255
103	Beginning Balance	393.0	$ 767,993	$ 767,993	$ 767,993	$ 767,993	$ 767,993	$ 767,993	$ 767,993	$ 767,993	$ 767,993	$ 767,993	$ 767,993	$ 767,993
104	Beginning Balance	394.0	$ 15,789,180	$ 15,789,180	$ 15,789,180	$ 15,789,180	$ 15,789,180	$ 15,789,180	$ 15,789,180	$ 15,789,180	$ 15,789,180	$ 15,789,180	$ 15,789,180	$ 15,789,180
105	Beginning Balance	396.0	$ 7,752,867	$ 7,752,867	$ 7,752,867	$ 7,752,867	$ 7,752,867	$ 7,752,867	$ 7,752,867	$ 7,752,867	$ 7,752,867	$ 7,752,867	$ 7,752,867	$ 7,752,867
106	Beginning Balance	397.0	$ 3,125,433	$ 3,125,433	$ 3,125,433	$ 3,125,433	$ 3,125,433	$ 3,125,433	$ 3,125,433	$ 3,125,433	$ 3,125,433	$ 3,125,433	$ 3,125,433	$ 3,125,433
107	Beginning Balance	398.0	$ 603,014	$ 603,014	$ 603,014	$ 603,014	$ 603,014	$ 603,014	$ 603,014	$ 603,014	$ 603,014	$ 603,014	$ 603,014	$ 603,014
108	Beginning Balance	398.5	$ 1,670,519	$ 1,670,519	$ 1,670,519	$ 1,670,519	$ 1,670,519	$ 1,670,519	$ 1,670,519	$ 1,670,519	$ 1,670,519	$ 1,670,519	$ 1,670,519	$ 1,670,519
109	Beginning Balance	398.6	$ 108,720	$ 108,720	$ 108,720	$ 108,720	$ 108,720	$ 108,720	$ 108,720	$ 108,720	$ 108,720	$ 108,720	$ 108,720	$ 108,720
110	Beginning Balance	398.7	$ -	$ -	$ -	$ -	$ -	$ -	$ -	$ -	$ -	$ -	$ -	$ -
111	Beginning Balance	399.1	$ 17,180	$ 17,180	$ 17,180	$ 17,180	$ 17,180	$ 17,180	$ 17,180	$ 17,180	$ 17,180	$ 17,180	$ 17,180	$ 17,180
112	Placeholder	0.0	$ -	$ -	$ -	$ -	$ -	$ -	$ -	$ -	$ -	$ -	$ -	$ -
113	111111111	376.1	$ 0	$ 0	$ 0	$ 0	$ 0	$ 0	$ 0	$ 0	$ 0	$ 0	$ 0	$ 0
114	111111111	376.2	$ 0	$ 0	$ 0	$ 0	$ 0	$ 0	$ 0	$ 0	$ 0	$ 0	$ 0	$ 0
115	111111111	376.4	$ 0	$ 0	$ 0	$ 0	$ 0	$ 0	$ 0	$ 0	$ 0	$ 0	$ 0	$ 0
116	111111111	380.0	$ 0	$ 0	$ 0	$ 0	$ 0	$ 0	$ 0	$ 0	$ 0	$ 0	$ 0	$ 0
117	222222222	303.3	$ -	$ -	$ -	$ -	$ -	$ -	$ -	$ -	$ -	$ -	$ -	$ -
118	333333333	390.0	$ -	$ -	$ -	$ -	$ -	$ -	$ -	$ -	$ -	$ -	$ -	$ -
119	444444444	367.1	$ -	$ -	$ -	$ -	$ -	$ -	$ -	$ -	$ -	$ -	$ -	$ -
120	444444444	368.0	$ -	$ -	$ -	$ -	$ -	$ -	$ -	$ -	$ -	$ -	$ -	$ -
121	444444444	369.0	$ -	$ -	$ -	$ -	$ -	$ -	$ -	$ -	$ -	$ -	$ -	$ -
122	T680000001		$ -	$ -	$ -	$ -	$ -	$ -	$ -	$ -	$ -	$ -	$ -	$ -
123	T626000002		$ -	$ -	$ -	$ -	$ -	$ -	$ -	$ -	$ -	$ -	$ -	$ -
124	T626000003		$ -	$ -	$ -	$ -	$ -	$ -	$ -	$ -	$ -	$ -	$ -	$ -
125	T660000004		$ -	$ -	$ -	$ -	$ -	$ -	$ -	$ -	$ -	$ -	$ -	$ -
126	T621000005		$ -	$ -	$ -	$ -	$ -	$ -	$ -	$ -	$ -	$ -	$ -	$ -
127	T610000006		$ -	$ -	$ -	$ -	$ -	$ -	$ -	$ -	$ -	$ -	$ -	$ -
128	T610000007		$ -	$ -	$ -	$ -	$ -	$ -	$ -	$ -	$ -	$ -	$ -	$ -
129	T680000008	367.1	$ -	$ -	$ -	$ -	$ -	$ -	$ -	$ -	$ -	$ -	$ -	$ -
130	T680000008	368.0	$ -	$ -	$ -	$ -	$ -	$ -	$ -	$ -	$ -	$ -	$ -	$ -
131	T680000008	369.0	$ -	$ -	$ -	$ -	$ -	$ -	$ -	$ -	$ -	$ -	$ -	$ -
132	601000009		$ -	$ -	$ -	$ -	$ -	$ -	$ -	$ -	$ -	$ -	$ -	$ -
133	601000010		$ -	$ -	$ -	$ -	$ -	$ -	$ -	$ -	$ -	$ -	$ -	$ -
134	601000011		$ -	$ -	$ -	$ -	$ -	$ -	$ -	$ -	$ -	$ -	$ -	$ -
135	601000012	391.2	$ -	$ -	$ -	$ -	$ -	$ -	$ -	$ -	$ -	$ -	$ -	$ -
136	601000012	397.0	$ -	$ -	$ -	$ -	$ -	$ -	$ -	$ -	$ -	$ -	$ -	$ -
137	601000012	398.0	$ -	$ -	$ -	$ -	$ -	$ -	$ -	$ -	$ -	$ -	$ -	$ -
138	601000013		$ -	$ -	$ -	$ -	$ -	$ -	$ -	$ -	$ -	$ -	$ -	$ -
139	601000014		$ -	$ -	$ -	$ -	$ -	$ -	$ -	$ -	$ -	$ -	$ -	$ -
140	601000015		$ -	$ -	$ -	$ -	$ -	$ -	$ -	$ -	$ -	$ -	$ -	$ -
141	601000016		$ -	$ -	$ -	$ -	$ -	$ -	$ -	$ -	$ -	$ -	$ -	$ -
142	601000017		$ -	$ -	$ -	$ -	$ -	$ -	$ -	$ -	$ -	$ -	$ -	$ -
143	601000018		$ -	$ -	$ -	$ -	$ -	$ -	$ -	$ -	$ -	$ -	$ -	$ -
144	601000019		$ -	$ -	$ -	$ -	$ -	$ -	$ -	$ -	$ -	$ -	$ -	$ -
145	601000020		$ -	$ -	$ -	$ -	$ -	$ -	$ -	$ -	$ -	$ -	$ -	$ -
146	601000021		$ -	$ -	$ -	$ -	$ -	$ -	$ -	$ -	$ -	$ -	$ -	$ -
147	601000022		$ -	$ -	$ -	$ -	$ -	$ -	$ -	$ -	$ -	$ -	$ -	$ -
148	601000023	303.3	$ -	$ -	$ -	$ -	$ -	$ -	$ -	$ -	$ -	$ -	$ -	$ -
149	601000024	303.3	$ -	$ -	$ -	$ -	$ -	$ -	$ -	$ -	$ -	$ -	$ -	$ -
150	601000025	303.3	$ 2,844	$ 2,844	$ 2,844	$ 2,844	$ 2,844	$ 2,844	$ 2,844	$ 2,844	$ 2,844	$ 2,844	$ 2,844	$ 2,844

Sponsored by NMGC Witness Erik C. Buchanan

NEW MEXICO GAS COMPANY, INC.

Gross Balances
Base Period - 12 Months Ending March 31, 2023
Future Test Year - 12 Months Ending September 30, 2025

	A	B	Z	AA	AB	AC	AD	AE	AF	AG
1										
2			Balance	Balance	Balance	Balance	Balance	Balance	Balance	Balance
3	Investment Number / Beginning Balance	FERC Account	2/28/2025	3/31/2025	4/30/2025	5/31/2025	6/30/2025	7/31/2025	8/31/2025	9/30/2025
102	Beginning Balance	392.4	$ 276,255	$ 276,255	$ 276,255	$ 276,255	$ 276,255	$ 276,255	$ 276,255	$ 276,255
103	Beginning Balance	393.0	$ 767,993	$ 767,993	$ 767,993	$ 767,993	$ 767,993	$ 767,993	$ 767,993	$ 767,993
104	Beginning Balance	394.0	$ 15,789,180	$ 15,789,180	$ 15,789,180	$ 15,789,180	$ 15,789,180	$ 15,789,180	$ 15,789,180	$ 15,789,180
105	Beginning Balance	396.0	$ 7,752,867	$ 7,752,867	$ 7,752,867	$ 7,752,867	$ 7,752,867	$ 7,752,867	$ 7,752,867	$ 7,752,867
106	Beginning Balance	397.0	$ 3,125,433	$ 3,125,433	$ 3,125,433	$ 3,125,433	$ 3,125,433	$ 3,125,433	$ 3,125,433	$ 3,125,433
107	Beginning Balance	398.0	$ 603,014	$ 603,014	$ 603,014	$ 603,014	$ 603,014	$ 603,014	$ 603,014	$ 603,014
108	Beginning Balance	398.5	$ 1,670,519	$ 1,670,519	$ 1,670,519	$ 1,670,519	$ 1,670,519	$ 1,670,519	$ 1,670,519	$ 1,670,519
109	Beginning Balance	398.6	$ 108,720	$ 108,720	$ 108,720	$ 108,720	$ 108,720	$ 108,720	$ 108,720	$ 108,720
110	Beginning Balance	398.7	$ -	$ -	$ -	$ -	$ -	$ -	$ -	$ -
111	Beginning Balance	399.1	$ 17,180	$ 17,180	$ 17,180	$ 17,180	$ 17,180	$ 17,180	$ 17,180	$ 17,180
112	Placeholder	0.0	$ -	$ -	$ -	$ -	$ -	$ -	$ -	$ -
113	111111111	376.1	$ 0	$ 0	$ 0	$ 0	$ 0	$ 0	$ 0	$ 0
114	111111111	376.2	$ 0	$ 0	$ 0	$ 0	$ 0	$ 0	$ 0	$ 0
115	111111111	376.4	$ 0	$ 0	$ 0	$ 0	$ 0	$ 0	$ 0	$ 0
116	111111111	380.0	$ 0	$ 0	$ 0	$ 0	$ 0	$ 0	$ 0	$ 0
117	222222222	303.3	$ -	$ -	$ -	$ -	$ -	$ -	$ -	$ -
118	333333333	390.0	$ -	$ -	$ -	$ -	$ -	$ -	$ -	$ -
119	444444444	367.1	$ -	$ -	$ -	$ -	$ -	$ -	$ -	$ -
120	444444444	368.0	$ -	$ -	$ -	$ -	$ -	$ -	$ -	$ -
121	444444444	369.0	$ -	$ -	$ -	$ -	$ -	$ -	$ -	$ -
122	T680000001		$ -	$ -	$ -	$ -	$ -	$ -	$ -	$ -
123	T626000002		$ -	$ -	$ -	$ -	$ -	$ -	$ -	$ -
124	T626000003		$ -	$ -	$ -	$ -	$ -	$ -	$ -	$ -
125	T660000004		$ -	$ -	$ -	$ -	$ -	$ -	$ -	$ -
126	T621000005		$ -	$ -	$ -	$ -	$ -	$ -	$ -	$ -
127	T610000006		$ -	$ -	$ -	$ -	$ -	$ -	$ -	$ -
128	T610000007		$ -	$ -	$ -	$ -	$ -	$ -	$ -	$ -
129	T680000008	367.1	$ -	$ -	$ -	$ -	$ -	$ -	$ -	$ -
130	T680000008	368.0	$ -	$ -	$ -	$ -	$ -	$ -	$ -	$ -
131	T680000008	369.0	$ -	$ -	$ -	$ -	$ -	$ -	$ -	$ -
132	601000009		$ -	$ -	$ -	$ -	$ -	$ -	$ -	$ -
133	601000010		$ -	$ -	$ -	$ -	$ -	$ -	$ -	$ -
134	601000011		$ -	$ -	$ -	$ -	$ -	$ -	$ -	$ -
135	601000012	391.2	$ -	$ -	$ -	$ -	$ -	$ -	$ -	$ -
136	601000012	397.0	$ -	$ -	$ -	$ -	$ -	$ -	$ -	$ -
137	601000012	398.0	$ -	$ -	$ -	$ -	$ -	$ -	$ -	$ -
138	601000013		$ -	$ -	$ -	$ -	$ -	$ -	$ -	$ -
139	601000014		$ -	$ -	$ -	$ -	$ -	$ -	$ -	$ -
140	601000015		$ -	$ -	$ -	$ -	$ -	$ -	$ -	$ -
141	601000016		$ -	$ -	$ -	$ -	$ -	$ -	$ -	$ -
142	601000017		$ -	$ -	$ -	$ -	$ -	$ -	$ -	$ -
143	601000018		$ -	$ -	$ -	$ -	$ -	$ -	$ -	$ -
144	601000019		$ -	$ -	$ -	$ -	$ -	$ -	$ -	$ -
145	601000020		$ -	$ -	$ -	$ -	$ -	$ -	$ -	$ -
146	601000021		$ -	$ -	$ -	$ -	$ -	$ -	$ -	$ -
147	601000022		$ -	$ -	$ -	$ -	$ -	$ -	$ -	$ -
148	601000023	303.3	$ -	$ -	$ -	$ -	$ -	$ -	$ -	$ -
149	601000024	303.3	$ -	$ -	$ -	$ -	$ -	$ -	$ -	$ -
150	601000025	303.3	$ 2,844	$ 2,844	$ 2,844	$ 2,844	$ 2,844	$ 2,844	$ 2,844	$ 2,844

Sponsored by NMGC Witness Erik C. Buchanan

NEW MEXICO GAS COMPANY, INC.

Gross Balances
Base Period - 12 Months Ending March 31, 2023
Future Test Year - 12 Months Ending September 30, 2025

	A	B	C	D	E	F	G	H	I	J	K	L	M
1			Adjusted Base Period										
2			Balance	Balance	Balance	Balance	Balance	Balance	Balance	Balance	Balance	Balance	Balance
3	Investment Number / Beginning Balance	FERC Account	3/31/2023	4/30/2023	5/31/2023	6/30/2023	7/31/2023	8/31/2023	9/30/2023	10/31/2023	11/30/2023	12/31/2023	1/31/2024
151	601000026	303.3	$ -	$ -	$ -	$ -	$ -	$ -	$ -	$ -	$ -	$ -	$ -
152	601000027	303.3	$ -	$ -	$ -	$ -	$ -	$ -	$ -	$ -	$ -	$ -	$ -
153	601000028	303.3	$ -	$ -	$ -	$ -	$ -	$ -	$ -	$ -	$ -	$ -	$ -
154	601000029	367.1	$ -	$ -	$ -	$ -	$ -	$ -	$ -	$ -	$ -	$ -	$ -
155	601000029	368.0	$ -	$ -	$ -	$ -	$ -	$ -	$ -	$ -	$ -	$ -	$ -
156	601000029	369.0	$ -	$ -	$ -	$ -	$ -	$ -	$ -	$ -	$ -	$ -	$ -
157	610000030	376.1	$ -	$ -	$ -	$ -	$ -	$ -	$ -	$ -	$ -	$ -	$ -
158	610000030	376.2	$ -	$ -	$ -	$ -	$ -	$ -	$ -	$ -	$ -	$ -	$ -
159	610000030	376.4	$ -	$ -	$ -	$ -	$ -	$ -	$ -	$ -	$ -	$ -	$ -
160	610000030	380.0	$ -	$ -	$ -	$ -	$ -	$ -	$ -	$ -	$ -	$ -	$ -
161	T624000031	367.1	$ -	$ -	$ -	$ -	$ -	$ -	$ -	$ -	$ -	$ -	$ -
162	T624000031	368.0	$ -	$ -	$ -	$ -	$ -	$ -	$ -	$ -	$ -	$ -	$ -
163	T624000031	369.0	$ -	$ -	$ -	$ -	$ -	$ -	$ -	$ -	$ -	$ -	$ -
164	626000032		$ -	$ -	$ -	$ -	$ -	$ -	$ -	$ -	$ -	$ -	$ -
165	624000033	376.1	$ -	$ -	$ -	$ -	$ -	$ -	$ -	$ -	$ -	$ -	$ -
166	624000033	376.2	$ -	$ -	$ -	$ -	$ -	$ -	$ -	$ -	$ -	$ -	$ -
167	624000033	376.4	$ -	$ -	$ -	$ -	$ -	$ -	$ -	$ -	$ -	$ -	$ -
168	624000033	380.0	$ -	$ -	$ -	$ -	$ -	$ -	$ -	$ -	$ -	$ -	$ -
169	627000034	376.1	$ -	$ -	$ -	$ -	$ -	$ -	$ -	$ -	$ -	$ -	$ -
170	627000034	376.2	$ -	$ -	$ -	$ -	$ -	$ -	$ -	$ -	$ -	$ -	$ -
171	627000034	376.4	$ -	$ -	$ -	$ -	$ -	$ -	$ -	$ -	$ -	$ -	$ -
172	627000034	380.0	$ -	$ -	$ -	$ -	$ -	$ -	$ -	$ -	$ -	$ -	$ -
173	620000035		$ -	$ -	$ -	$ -	$ -	$ -	$ -	$ -	$ -	$ -	$ -
174	620000036		$ -	$ -	$ -	$ -	$ -	$ -	$ -	$ -	$ -	$ -	$ -
175	632000037		$ -	$ -	$ -	$ -	$ -	$ -	$ -	$ -	$ -	$ -	$ -
176	633000038	376.1	$ -	$ -	$ -	$ -	$ -	$ -	$ -	$ -	$ -	$ -	$ -
177	633000038	376.2	$ -	$ -	$ -	$ -	$ -	$ -	$ -	$ -	$ -	$ -	$ -
178	633000038	376.4	$ -	$ -	$ -	$ -	$ -	$ -	$ -	$ -	$ -	$ -	$ -
179	633000038	380.0	$ -	$ -	$ -	$ -	$ -	$ -	$ -	$ -	$ -	$ -	$ -
180	T680000039		$ -	$ -	$ -	$ -	$ -	$ -	$ -	$ -	$ -	$ -	$ -
181	611000040		$ -	$ -	$ -	$ -	$ -	$ -	$ -	$ -	$ -	$ -	$ -
182	611000041		$ -	$ -	$ -	$ -	$ -	$ -	$ -	$ -	$ -	$ -	$ -
183	660000042		$ -	$ -	$ -	$ -	$ -	$ -	$ -	$ -	$ -	$ -	$ -
184	660000043		$ -	$ -	$ -	$ -	$ -	$ -	$ -	$ -	$ -	$ -	$ -
185	626000044		$ -	$ -	$ -	$ -	$ -	$ -	$ -	$ -	$ -	$ -	$ -
186	622000045		$ -	$ -	$ -	$ -	$ -	$ -	$ -	$ -	$ -	$ -	$ -
187	610000046	376.1	$ -	$ -	$ -	$ -	$ -	$ -	$ -	$ -	$ -	$ -	$ -
188	610000046	376.2	$ -	$ -	$ -	$ -	$ -	$ -	$ -	$ -	$ -	$ -	$ -
189	610000046	376.4	$ -	$ -	$ -	$ -	$ -	$ -	$ -	$ -	$ -	$ -	$ -
190	610000046	380.0	$ -	$ -	$ -	$ -	$ -	$ -	$ -	$ -	$ -	$ -	$ -
191	601000047	367.1	$ -	$ -	$ -	$ -	$ -	$ -	$ -	$ -	$ -	$ -	$ -
192	601000047	368.0	$ -	$ -	$ -	$ -	$ -	$ -	$ -	$ -	$ -	$ -	$ -
193	601000047	369.0	$ -	$ -	$ -	$ -	$ -	$ -	$ -	$ -	$ -	$ -	$ -
194	610000048	376.1	$ -	$ -	$ -	$ -	$ -	$ -	$ -	$ -	$ -	$ -	$ -
195	610000048	376.2	$ -	$ -	$ -	$ -	$ -	$ -	$ -	$ -	$ -	$ -	$ -
196	610000048	376.4	$ -	$ -	$ -	$ -	$ -	$ -	$ -	$ -	$ -	$ -	$ -
197	610000048	380.0	$ -	$ -	$ -	$ -	$ -	$ -	$ -	$ -	$ -	$ -	$ -
198	610000049	376.1	$ -	$ -	$ -	$ -	$ -	$ -	$ -	$ -	$ -	$ -	$ -
199	610000049	376.2	$ -	$ -	$ -	$ -	$ -	$ -	$ -	$ -	$ -	$ -	$ -

Sponsored by NMGC Witness Erik C. Buchanan

NEW MEXICO GAS COMPANY, INC.

Gross Balances
Base Period - 12 Months Ending March 31, 2023
Future Test Year - 12 Months Ending September 30, 2025

	A	B	N	O	P	Q	R	S	T	U	V	W	X	Y
1														
2			Balance	Balance	Balance	Balance	Balance	Balance	Balance	Balance	Balance	Balance	Balance	Balance
3	Investment Number / Beginning Balance	FERC Account	2/29/2024	3/31/2024	4/30/2024	5/31/2024	6/30/2024	7/31/2024	8/31/2024	9/30/2024	10/31/2024	11/30/2024	12/31/2024	1/31/2025
151	601000026	303.3	$ -	$ -	$ -	$ -	$ -	$ -	$ -	$ -	$ -	$ -	$ -	$ -
152	601000027	303.3	$ -	$ -	$ -	$ -	$ -	$ -	$ -	$ -	$ -	$ -	$ -	$ -
153	601000028	303.3	$ -	$ -	$ -	$ -	$ -	$ -	$ -	$ -	$ -	$ -	$ -	$ -
154	601000029	367.1	$ -	$ -	$ -	$ -	$ -	$ -	$ -	$ -	$ -	$ -	$ -	$ -
155	601000029	368.0	$ -	$ -	$ -	$ -	$ -	$ -	$ -	$ -	$ -	$ -	$ -	$ -
156	601000029	369.0	$ -	$ -	$ -	$ -	$ -	$ -	$ -	$ -	$ -	$ -	$ -	$ -
157	610000030	376.1	$ -	$ -	$ -	$ -	$ -	$ -	$ -	$ -	$ -	$ -	$ -	$ -
158	610000030	376.2	$ -	$ -	$ -	$ -	$ -	$ -	$ -	$ -	$ -	$ -	$ -	$ -
159	610000030	376.4	$ -	$ -	$ -	$ -	$ -	$ -	$ -	$ -	$ -	$ -	$ -	$ -
160	610000030	380.0	$ -	$ -	$ -	$ -	$ -	$ -	$ -	$ -	$ -	$ -	$ -	$ -
161	T624000031	367.1	$ -	$ -	$ -	$ -	$ -	$ -	$ -	$ -	$ -	$ -	$ -	$ -
162	T624000031	368.0	$ -	$ -	$ -	$ -	$ -	$ -	$ -	$ -	$ -	$ -	$ -	$ -
163	T624000031	369.0	$ -	$ -	$ -	$ -	$ -	$ -	$ -	$ -	$ -	$ -	$ -	$ -
164	626000032		$ -	$ -	$ -	$ -	$ -	$ -	$ -	$ -	$ -	$ -	$ -	$ -
165	624000033	376.1	$ -	$ -	$ -	$ -	$ -	$ -	$ -	$ -	$ -	$ -	$ -	$ -
166	624000033	376.2	$ -	$ -	$ -	$ -	$ -	$ -	$ -	$ -	$ -	$ -	$ -	$ -
167	624000033	376.4	$ -	$ -	$ -	$ -	$ -	$ -	$ -	$ -	$ -	$ -	$ -	$ -
168	624000033	380.0	$ -	$ -	$ -	$ -	$ -	$ -	$ -	$ -	$ -	$ -	$ -	$ -
169	627000034	376.1	$ -	$ -	$ -	$ -	$ -	$ -	$ -	$ -	$ -	$ -	$ -	$ -
170	627000034	376.2	$ -	$ -	$ -	$ -	$ -	$ -	$ -	$ -	$ -	$ -	$ -	$ -
171	627000034	376.4	$ -	$ -	$ -	$ -	$ -	$ -	$ -	$ -	$ -	$ -	$ -	$ -
172	627000034	380.0	$ -	$ -	$ -	$ -	$ -	$ -	$ -	$ -	$ -	$ -	$ -	$ -
173	620000035		$ -	$ -	$ -	$ -	$ -	$ -	$ -	$ -	$ -	$ -	$ -	$ -
174	620000036		$ -	$ -	$ -	$ -	$ -	$ -	$ -	$ -	$ -	$ -	$ -	$ -
175	632000037		$ -	$ -	$ -	$ -	$ -	$ -	$ -	$ -	$ -	$ -	$ -	$ -
176	633000038	376.1	$ -	$ -	$ -	$ -	$ -	$ -	$ -	$ -	$ -	$ -	$ -	$ -
177	633000038	376.2	$ -	$ -	$ -	$ -	$ -	$ -	$ -	$ -	$ -	$ -	$ -	$ -
178	633000038	376.4	$ -	$ -	$ -	$ -	$ -	$ -	$ -	$ -	$ -	$ -	$ -	$ -
179	633000038	380.0	$ -	$ -	$ -	$ -	$ -	$ -	$ -	$ -	$ -	$ -	$ -	$ -
180	T680000039		$ -	$ -	$ -	$ -	$ -	$ -	$ -	$ -	$ -	$ -	$ -	$ -
181	611000040		$ -	$ -	$ -	$ -	$ -	$ -	$ -	$ -	$ -	$ -	$ -	$ -
182	611000041		$ -	$ -	$ -	$ -	$ -	$ -	$ -	$ -	$ -	$ -	$ -	$ -
183	660000042		$ -	$ -	$ -	$ -	$ -	$ -	$ -	$ -	$ -	$ -	$ -	$ -
184	660000043		$ -	$ -	$ -	$ -	$ -	$ -	$ -	$ -	$ -	$ -	$ -	$ -
185	626000044		$ -	$ -	$ -	$ -	$ -	$ -	$ -	$ -	$ -	$ -	$ -	$ -
186	622000045		$ -	$ -	$ -	$ -	$ -	$ -	$ -	$ -	$ -	$ -	$ -	$ -
187	610000046	376.1	$ -	$ -	$ -	$ -	$ -	$ -	$ -	$ -	$ -	$ -	$ -	$ -
188	610000046	376.2	$ -	$ -	$ -	$ -	$ -	$ -	$ -	$ -	$ -	$ -	$ -	$ -
189	610000046	376.4	$ -	$ -	$ -	$ -	$ -	$ -	$ -	$ -	$ -	$ -	$ -	$ -
190	610000046	380.0	$ -	$ -	$ -	$ -	$ -	$ -	$ -	$ -	$ -	$ -	$ -	$ -
191	601000047	367.1	$ -	$ -	$ -	$ -	$ -	$ -	$ -	$ -	$ -	$ -	$ -	$ -
192	601000047	368.0	$ -	$ -	$ -	$ -	$ -	$ -	$ -	$ -	$ -	$ -	$ -	$ -
193	601000047	369.0	$ -	$ -	$ -	$ -	$ -	$ -	$ -	$ -	$ -	$ -	$ -	$ -
194	610000048	376.1	$ -	$ -	$ -	$ -	$ -	$ -	$ -	$ -	$ -	$ -	$ -	$ -
195	610000048	376.2	$ -	$ -	$ -	$ -	$ -	$ -	$ -	$ -	$ -	$ -	$ -	$ -
196	610000048	376.4	$ -	$ -	$ -	$ -	$ -	$ -	$ -	$ -	$ -	$ -	$ -	$ -
197	610000048	380.0	$ -	$ -	$ -	$ -	$ -	$ -	$ -	$ -	$ -	$ -	$ -	$ -
198	610000049	376.1	$ -	$ -	$ -	$ -	$ -	$ -	$ -	$ -	$ -	$ -	$ -	$ -
199	610000049	376.2	$ -	$ -	$ -	$ -	$ -	$ -	$ -	$ -	$ -	$ -	$ -	$ -

Sponsored by NMGC Witness Erik C. Buchanan

WP Plant 3 Gross Balances

NEW MEXICO GAS COMPANY, INC.

Gross Balances
Base Period - 12 Months Ending March 31, 2023
Future Test Year - 12 Months Ending September 30, 2025

	A	B	Z	AA	AB	AC	AD	AE	AF	AG
1										
2			Balance	Balance	Balance	Balance	Balance	Balance	Balance	Balance
3	Investment Number / Beginning Balance	FERC Account	2/28/2025	3/31/2025	4/30/2025	5/31/2025	6/30/2025	7/31/2025	8/31/2025	9/30/2025
151	601000026	303.3	$ -	$ -	$ -	$ -	$ -	$ -	$ -	$ -
152	601000027	303.3	$ -	$ -	$ -	$ -	$ -	$ -	$ -	$ -
153	601000028	303.3	$ -	$ -	$ -	$ -	$ -	$ -	$ -	$ -
154	601000029	367.1	$ -	$ -	$ -	$ -	$ -	$ -	$ -	$ -
155	601000029	368.0	$ -	$ -	$ -	$ -	$ -	$ -	$ -	$ -
156	601000029	369.0	$ -	$ -	$ -	$ -	$ -	$ -	$ -	$ -
157	610000030	376.1	$ -	$ -	$ -	$ -	$ -	$ -	$ -	$ -
158	610000030	376.2	$ -	$ -	$ -	$ -	$ -	$ -	$ -	$ -
159	610000030	376.4	$ -	$ -	$ -	$ -	$ -	$ -	$ -	$ -
160	610000030	380.0	$ -	$ -	$ -	$ -	$ -	$ -	$ -	$ -
161	T624000031	367.1	$ -	$ -	$ -	$ -	$ -	$ -	$ -	$ -
162	T624000031	368.0	$ -	$ -	$ -	$ -	$ -	$ -	$ -	$ -
163	T624000031	369.0	$ -	$ -	$ -	$ -	$ -	$ -	$ -	$ -
164	626000032		$ -	$ -	$ -	$ -	$ -	$ -	$ -	$ -
165	624000033	376.1	$ -	$ -	$ -	$ -	$ -	$ -	$ -	$ -
166	624000033	376.2	$ -	$ -	$ -	$ -	$ -	$ -	$ -	$ -
167	624000033	376.4	$ -	$ -	$ -	$ -	$ -	$ -	$ -	$ -
168	624000033	380.0	$ -	$ -	$ -	$ -	$ -	$ -	$ -	$ -
169	627000034	376.1	$ -	$ -	$ -	$ -	$ -	$ -	$ -	$ -
170	627000034	376.2	$ -	$ -	$ -	$ -	$ -	$ -	$ -	$ -
171	627000034	376.4	$ -	$ -	$ -	$ -	$ -	$ -	$ -	$ -
172	627000034	380.0	$ -	$ -	$ -	$ -	$ -	$ -	$ -	$ -
173	620000035		$ -	$ -	$ -	$ -	$ -	$ -	$ -	$ -
174	620000036		$ -	$ -	$ -	$ -	$ -	$ -	$ -	$ -
175	632000037		$ -	$ -	$ -	$ -	$ -	$ -	$ -	$ -
176	633000038	376.1	$ -	$ -	$ -	$ -	$ -	$ -	$ -	$ -
177	633000038	376.2	$ -	$ -	$ -	$ -	$ -	$ -	$ -	$ -
178	633000038	376.4	$ -	$ -	$ -	$ -	$ -	$ -	$ -	$ -
179	633000038	380.0	$ -	$ -	$ -	$ -	$ -	$ -	$ -	$ -
180	T680000039		$ -	$ -	$ -	$ -	$ -	$ -	$ -	$ -
181	611000040		$ -	$ -	$ -	$ -	$ -	$ -	$ -	$ -
182	611000041		$ -	$ -	$ -	$ -	$ -	$ -	$ -	$ -
183	660000042		$ -	$ -	$ -	$ -	$ -	$ -	$ -	$ -
184	660000043		$ -	$ -	$ -	$ -	$ -	$ -	$ -	$ -
185	626000044		$ -	$ -	$ -	$ -	$ -	$ -	$ -	$ -
186	622000045		$ -	$ -	$ -	$ -	$ -	$ -	$ -	$ -
187	610000046	376.1	$ -	$ -	$ -	$ -	$ -	$ -	$ -	$ -
188	610000046	376.2	$ -	$ -	$ -	$ -	$ -	$ -	$ -	$ -
189	610000046	376.4	$ -	$ -	$ -	$ -	$ -	$ -	$ -	$ -
190	610000046	380.0	$ -	$ -	$ -	$ -	$ -	$ -	$ -	$ -
191	601000047	367.1	$ -	$ -	$ -	$ -	$ -	$ -	$ -	$ -
192	601000047	368.0	$ -	$ -	$ -	$ -	$ -	$ -	$ -	$ -
193	601000047	369.0	$ -	$ -	$ -	$ -	$ -	$ -	$ -	$ -
194	610000048	376.1	$ -	$ -	$ -	$ -	$ -	$ -	$ -	$ -
195	610000048	376.2	$ -	$ -	$ -	$ -	$ -	$ -	$ -	$ -
196	610000048	376.4	$ -	$ -	$ -	$ -	$ -	$ -	$ -	$ -
197	610000048	380.0	$ -	$ -	$ -	$ -	$ -	$ -	$ -	$ -
198	610000049	376.1	$ -	$ -	$ -	$ -	$ -	$ -	$ -	$ -
199	610000049	376.2	$ -	$ -	$ -	$ -	$ -	$ -	$ -	$ -

Sponsored by NMGC Witness Erik C. Buchanan

NEW MEXICO GAS COMPANY, INC.

Gross Balances
Base Period - 12 Months Ending March 31, 2023
Future Test Year - 12 Months Ending September 30, 2025

	A	B	C	D	E	F	G	H	I	J	K	L	M
1			Adjusted Base Period										
2			Balance	Balance	Balance	Balance	Balance	Balance	Balance	Balance	Balance	Balance	Balance
3	Investment Number / Beginning Balance	FERC Account	3/31/2023	4/30/2023	5/31/2023	6/30/2023	7/31/2023	8/31/2023	9/30/2023	10/31/2023	11/30/2023	12/31/2023	1/31/2024
200	610000049	376.4	$ -	$ -	$ -	$ -	$ -	$ -	$ -	$ -	$ -	$ -	$ -
201	610000049	380.0	$ -	$ -	$ -	$ -	$ -	$ -	$ -	$ -	$ -	$ -	$ -
202	610000050	376.1	$ -	$ -	$ -	$ -	$ -	$ -	$ -	$ -	$ -	$ -	$ -
203	610000050	376.2	$ -	$ -	$ -	$ -	$ -	$ -	$ -	$ -	$ -	$ -	$ -
204	610000050	376.4	$ -	$ -	$ -	$ -	$ -	$ -	$ -	$ -	$ -	$ -	$ -
205	610000050	380.0	$ -	$ -	$ -	$ -	$ -	$ -	$ -	$ -	$ -	$ -	$ -
206	610000051	376.1	$ -	$ -	$ -	$ -	$ -	$ -	$ -	$ -	$ -	$ -	$ -
207	610000051	376.2	$ -	$ -	$ -	$ -	$ -	$ -	$ -	$ -	$ -	$ -	$ -
208	610000051	376.4	$ -	$ -	$ -	$ -	$ -	$ -	$ -	$ -	$ -	$ -	$ -
209	610000051	380.0	$ -	$ -	$ -	$ -	$ -	$ -	$ -	$ -	$ -	$ -	$ -
210	610000052	376.1	$ -	$ -	$ -	$ -	$ -	$ -	$ -	$ -	$ -	$ -	$ -
211	610000052	376.2	$ -	$ -	$ -	$ -	$ -	$ -	$ -	$ -	$ -	$ -	$ -
212	610000052	376.4	$ -	$ -	$ -	$ -	$ -	$ -	$ -	$ -	$ -	$ -	$ -
213	610000052	380.0	$ -	$ -	$ -	$ -	$ -	$ -	$ -	$ -	$ -	$ -	$ -
214	610000053	376.1	$ -	$ -	$ -	$ -	$ -	$ -	$ -	$ -	$ -	$ -	$ -
215	610000053	376.2	$ -	$ -	$ -	$ -	$ -	$ -	$ -	$ -	$ -	$ -	$ -
216	610000053	376.4	$ -	$ -	$ -	$ -	$ -	$ -	$ -	$ -	$ -	$ -	$ -
217	610000054		$ -	$ -	$ -	$ -	$ -	$ -	$ -	$ -	$ -	$ -	$ -
218	601000055	376.1	$ -	$ -	$ -	$ -	$ -	$ -	$ -	$ -	$ -	$ -	$ -
219	601000055	376.2	$ -	$ -	$ -	$ -	$ -	$ -	$ -	$ -	$ -	$ -	$ -
220	601000055	376.4	$ -	$ -	$ -	$ -	$ -	$ -	$ -	$ -	$ -	$ -	$ -
221	601000055	380.0	$ -	$ -	$ -	$ -	$ -	$ -	$ -	$ -	$ -	$ -	$ -
222	680000056	376.1	$ -	$ -	$ -	$ -	$ -	$ -	$ -	$ -	$ -	$ -	$ -
223	680000056	376.2	$ -	$ -	$ -	$ -	$ -	$ -	$ -	$ -	$ -	$ -	$ -
224	680000056	376.4	$ -	$ -	$ -	$ -	$ -	$ -	$ -	$ -	$ -	$ -	$ -
225	680000057		$ -	$ -	$ -	$ -	$ -	$ -	$ -	$ -	$ -	$ -	$ -
226	627000058		$ -	$ -	$ -	$ -	$ -	$ -	$ -	$ -	$ -	$ -	$ -
227	629000059	376.1	$ -	$ -	$ -	$ -	$ -	$ -	$ -	$ -	$ -	$ -	$ -
228	629000059	376.2	$ -	$ -	$ -	$ -	$ -	$ -	$ -	$ -	$ -	$ -	$ -
229	629000059	376.4	$ -	$ -	$ -	$ -	$ -	$ -	$ -	$ -	$ -	$ -	$ -
230	629000059	380.0	$ -	$ -	$ -	$ -	$ -	$ -	$ -	$ -	$ -	$ -	$ -
231	629000060	376.1	$ -	$ -	$ -	$ -	$ -	$ -	$ -	$ -	$ -	$ -	$ -
232	629000060	376.2	$ -	$ -	$ -	$ -	$ -	$ -	$ -	$ -	$ -	$ -	$ -
233	629000060	376.4	$ -	$ -	$ -	$ -	$ -	$ -	$ -	$ -	$ -	$ -	$ -
234	629000060	380.0	$ -	$ -	$ -	$ -	$ -	$ -	$ -	$ -	$ -	$ -	$ -
235	632000061		$ -	$ -	$ -	$ -	$ -	$ -	$ -	$ -	$ -	$ -	$ -
236	633000062		$ -	$ -	$ -	$ -	$ -	$ -	$ -	$ -	$ -	$ -	$ -
237	T680000063	367.1	$ -	$ -	$ -	$ -	$ -	$ -	$ -	$ -	$ -	$ -	$ -
238	T680000063	368.0	$ -	$ -	$ -	$ -	$ -	$ -	$ -	$ -	$ -	$ -	$ -
239	T680000063	369.0	$ -	$ -	$ -	$ -	$ -	$ -	$ -	$ -	$ -	$ -	$ -
240	T624000064		$ -	$ -	$ -	$ -	$ -	$ -	$ -	$ -	$ -	$ -	$ -
241	601000065	376.1	$ -	$ -	$ -	$ -	$ -	$ -	$ -	$ -	$ -	$ -	$ -
242	601000065	376.2	$ -	$ -	$ -	$ -	$ -	$ -	$ -	$ -	$ -	$ -	$ -
243	601000065	376.4	$ -	$ -	$ -	$ -	$ -	$ -	$ -	$ -	$ -	$ -	$ -
244	601000065	380.0	$ -	$ -	$ -	$ -	$ -	$ -	$ -	$ -	$ -	$ -	$ -
245	T626000066		$ -	$ -	$ -	$ -	$ -	$ -	$ -	$ -	$ -	$ -	$ -
246	T626000067		$ -	$ -	$ -	$ -	$ -	$ -	$ -	$ -	$ -	$ -	$ -
247	T624000068	367.1	$ -	$ -	$ -	$ -	$ -	$ -	$ -	$ -	$ -	$ -	$ -
248	T624000068	368.0	$ -	$ -	$ -	$ -	$ -	$ -	$ -	$ -	$ -	$ -	$ -

Sponsored by NMGC Witness Erik C. Buchanan

WP Plant 3 Gross Balances

NEW MEXICO GAS COMPANY, INC.

Gross Balances
Base Period - 12 Months Ending March 31, 2023
Future Test Year - 12 Months Ending September 30, 2025

	A	B	N	O	P	Q	R	S	T	U	V	W	X	Y
1														
2			Balance	Balance	Balance	Balance	Balance	Balance	Balance	Balance	Balance	Balance	Balance	Balance
3	Investment Number / Beginning Balance	FERC Account	2/29/2024	3/31/2024	4/30/2024	5/31/2024	6/30/2024	7/31/2024	8/31/2024	9/30/2024	10/31/2024	11/30/2024	12/31/2024	1/31/2025
200	610000049	376.4	$ -	$ -	$ -	$ -	$ -	$ -	$ -	$ -	$ -	$ -	$ -	$ -
201	610000049	380.0	$ -	$ -	$ -	$ -	$ -	$ -	$ -	$ -	$ -	$ -	$ -	$ -
202	610000050	376.1	$ -	$ -	$ -	$ -	$ -	$ -	$ -	$ -	$ -	$ -	$ -	$ -
203	610000050	376.2	$ -	$ -	$ -	$ -	$ -	$ -	$ -	$ -	$ -	$ -	$ -	$ -
204	610000050	376.4	$ -	$ -	$ -	$ -	$ -	$ -	$ -	$ -	$ -	$ -	$ -	$ -
205	610000050	380.0	$ -	$ -	$ -	$ -	$ -	$ -	$ -	$ -	$ -	$ -	$ -	$ -
206	610000051	376.1	$ -	$ -	$ -	$ -	$ -	$ -	$ -	$ -	$ -	$ -	$ -	$ -
207	610000051	376.2	$ -	$ -	$ -	$ -	$ -	$ -	$ -	$ -	$ -	$ -	$ -	$ -
208	610000051	376.4	$ -	$ -	$ -	$ -	$ -	$ -	$ -	$ -	$ -	$ -	$ -	$ -
209	610000051	380.0	$ -	$ -	$ -	$ -	$ -	$ -	$ -	$ -	$ -	$ -	$ -	$ -
210	610000052	376.1	$ -	$ -	$ -	$ -	$ -	$ -	$ -	$ -	$ -	$ -	$ -	$ -
211	610000052	376.2	$ -	$ -	$ -	$ -	$ -	$ -	$ -	$ -	$ -	$ -	$ -	$ -
212	610000052	376.4	$ -	$ -	$ -	$ -	$ -	$ -	$ -	$ -	$ -	$ -	$ -	$ -
213	610000052	380.0	$ -	$ -	$ -	$ -	$ -	$ -	$ -	$ -	$ -	$ -	$ -	$ -
214	610000053	376.1	$ -	$ -	$ -	$ -	$ -	$ -	$ -	$ -	$ -	$ -	$ -	$ -
215	610000053	376.2	$ -	$ -	$ -	$ -	$ -	$ -	$ -	$ -	$ -	$ -	$ -	$ -
216	610000053	376.4	$ -	$ -	$ -	$ -	$ -	$ -	$ -	$ -	$ -	$ -	$ -	$ -
217	610000054		$ -	$ -	$ -	$ -	$ -	$ -	$ -	$ -	$ -	$ -	$ -	$ -
218	601000055	376.1	$ -	$ -	$ -	$ -	$ -	$ -	$ -	$ -	$ -	$ -	$ -	$ -
219	601000055	376.2	$ -	$ -	$ -	$ -	$ -	$ -	$ -	$ -	$ -	$ -	$ -	$ -
220	601000055	376.4	$ -	$ -	$ -	$ -	$ -	$ -	$ -	$ -	$ -	$ -	$ -	$ -
221	601000055	380.0	$ -	$ -	$ -	$ -	$ -	$ -	$ -	$ -	$ -	$ -	$ -	$ -
222	680000056	376.1	$ -	$ -	$ -	$ -	$ -	$ -	$ -	$ -	$ -	$ -	$ -	$ -
223	680000056	376.2	$ -	$ -	$ -	$ -	$ -	$ -	$ -	$ -	$ -	$ -	$ -	$ -
224	680000056	376.4	$ -	$ -	$ -	$ -	$ -	$ -	$ -	$ -	$ -	$ -	$ -	$ -
225	680000057		$ -	$ -	$ -	$ -	$ -	$ -	$ -	$ -	$ -	$ -	$ -	$ -
226	627000058		$ -	$ -	$ -	$ -	$ -	$ -	$ -	$ -	$ -	$ -	$ -	$ -
227	629000059	376.1	$ -	$ -	$ -	$ -	$ -	$ -	$ -	$ -	$ -	$ -	$ -	$ -
228	629000059	376.2	$ -	$ -	$ -	$ -	$ -	$ -	$ -	$ -	$ -	$ -	$ -	$ -
229	629000059	376.4	$ -	$ -	$ -	$ -	$ -	$ -	$ -	$ -	$ -	$ -	$ -	$ -
230	629000059	380.0	$ -	$ -	$ -	$ -	$ -	$ -	$ -	$ -	$ -	$ -	$ -	$ -
231	629000060	376.1	$ -	$ -	$ -	$ -	$ -	$ -	$ -	$ -	$ -	$ -	$ -	$ -
232	629000060	376.2	$ -	$ -	$ -	$ -	$ -	$ -	$ -	$ -	$ -	$ -	$ -	$ -
233	629000060	376.4	$ -	$ -	$ -	$ -	$ -	$ -	$ -	$ -	$ -	$ -	$ -	$ -
234	629000060	380.0	$ -	$ -	$ -	$ -	$ -	$ -	$ -	$ -	$ -	$ -	$ -	$ -
235	632000061		$ -	$ -	$ -	$ -	$ -	$ -	$ -	$ -	$ -	$ -	$ -	$ -
236	633000062		$ -	$ -	$ -	$ -	$ -	$ -	$ -	$ -	$ -	$ -	$ -	$ -
237	T680000063	367.1	$ -	$ -	$ -	$ -	$ -	$ -	$ -	$ -	$ -	$ -	$ -	$ -
238	T680000063	368.0	$ -	$ -	$ -	$ -	$ -	$ -	$ -	$ -	$ -	$ -	$ -	$ -
239	T680000063	369.0	$ -	$ -	$ -	$ -	$ -	$ -	$ -	$ -	$ -	$ -	$ -	$ -
240	T624000064		$ -	$ -	$ -	$ -	$ -	$ -	$ -	$ -	$ -	$ -	$ -	$ -
241	601000065	376.1	$ -	$ -	$ -	$ -	$ -	$ -	$ -	$ -	$ -	$ -	$ -	$ -
242	601000065	376.2	$ -	$ -	$ -	$ -	$ -	$ -	$ -	$ -	$ -	$ -	$ -	$ -
243	601000065	376.4	$ -	$ -	$ -	$ -	$ -	$ -	$ -	$ -	$ -	$ -	$ -	$ -
244	601000065	380.0	$ -	$ -	$ -	$ -	$ -	$ -	$ -	$ -	$ -	$ -	$ -	$ -
245	T626000066		$ -	$ -	$ -	$ -	$ -	$ -	$ -	$ -	$ -	$ -	$ -	$ -
246	T626000067		$ -	$ -	$ -	$ -	$ -	$ -	$ -	$ -	$ -	$ -	$ -	$ -
247	T624000068	367.1	$ -	$ -	$ -	$ -	$ -	$ -	$ -	$ -	$ -	$ -	$ -	$ -
248	T624000068	368.0	$ -	$ -	$ -	$ -	$ -	$ -	$ -	$ -	$ -	$ -	$ -	$ -

Sponsored by NMGC Witness Erik C. Buchanan

WP Plant 3 Gross Balances

NEW MEXICO GAS COMPANY, INC.

Gross Balances
Base Period - 12 Months Ending March 31, 2023
Future Test Year - 12 Months Ending September 30, 2025

	A	B	Z	AA	AB	AC	AD	AE	AF	AG
1										
2			Balance	Balance	Balance	Balance	Balance	Balance	Balance	Balance
3	Investment Number / Beginning Balance	FERC Account	2/28/2025	3/31/2025	4/30/2025	5/31/2025	6/30/2025	7/31/2025	8/31/2025	9/30/2025
200	610000049	376.4	$ -	$ -	$ -	$ -	$ -	$ -	$ -	$ -
201	610000049	380.0	$ -	$ -	$ -	$ -	$ -	$ -	$ -	$ -
202	610000050	376.1	$ -	$ -	$ -	$ -	$ -	$ -	$ -	$ -
203	610000050	376.2	$ -	$ -	$ -	$ -	$ -	$ -	$ -	$ -
204	610000050	376.4	$ -	$ -	$ -	$ -	$ -	$ -	$ -	$ -
205	610000050	380.0	$ -	$ -	$ -	$ -	$ -	$ -	$ -	$ -
206	610000051	376.1	$ -	$ -	$ -	$ -	$ -	$ -	$ -	$ -
207	610000051	376.2	$ -	$ -	$ -	$ -	$ -	$ -	$ -	$ -
208	610000051	376.4	$ -	$ -	$ -	$ -	$ -	$ -	$ -	$ -
209	610000051	380.0	$ -	$ -	$ -	$ -	$ -	$ -	$ -	$ -
210	610000052	376.1	$ -	$ -	$ -	$ -	$ -	$ -	$ -	$ -
211	610000052	376.2	$ -	$ -	$ -	$ -	$ -	$ -	$ -	$ -
212	610000052	376.4	$ -	$ -	$ -	$ -	$ -	$ -	$ -	$ -
213	610000052	380.0	$ -	$ -	$ -	$ -	$ -	$ -	$ -	$ -
214	610000053	376.1	$ -	$ -	$ -	$ -	$ -	$ -	$ -	$ -
215	610000053	376.2	$ -	$ -	$ -	$ -	$ -	$ -	$ -	$ -
216	610000053	376.4	$ -	$ -	$ -	$ -	$ -	$ -	$ -	$ -
217	610000054		$ -	$ -	$ -	$ -	$ -	$ -	$ -	$ -
218	601000055	376.1	$ -	$ -	$ -	$ -	$ -	$ -	$ -	$ -
219	601000055	376.2	$ -	$ -	$ -	$ -	$ -	$ -	$ -	$ -
220	601000055	376.4	$ -	$ -	$ -	$ -	$ -	$ -	$ -	$ -
221	601000055	380.0	$ -	$ -	$ -	$ -	$ -	$ -	$ -	$ -
222	680000056	376.1	$ -	$ -	$ -	$ -	$ -	$ -	$ -	$ -
223	680000056	376.2	$ -	$ -	$ -	$ -	$ -	$ -	$ -	$ -
224	680000056	376.4	$ -	$ -	$ -	$ -	$ -	$ -	$ -	$ -
225	680000057		$ -	$ -	$ -	$ -	$ -	$ -	$ -	$ -
226	627000058		$ -	$ -	$ -	$ -	$ -	$ -	$ -	$ -
227	629000059	376.1	$ -	$ -	$ -	$ -	$ -	$ -	$ -	$ -
228	629000059	376.2	$ -	$ -	$ -	$ -	$ -	$ -	$ -	$ -
229	629000059	376.4	$ -	$ -	$ -	$ -	$ -	$ -	$ -	$ -
230	629000059	380.0	$ -	$ -	$ -	$ -	$ -	$ -	$ -	$ -
231	629000060	376.1	$ -	$ -	$ -	$ -	$ -	$ -	$ -	$ -
232	629000060	376.2	$ -	$ -	$ -	$ -	$ -	$ -	$ -	$ -
233	629000060	376.4	$ -	$ -	$ -	$ -	$ -	$ -	$ -	$ -
234	629000060	380.0	$ -	$ -	$ -	$ -	$ -	$ -	$ -	$ -
235	632000061		$ -	$ -	$ -	$ -	$ -	$ -	$ -	$ -
236	633000062		$ -	$ -	$ -	$ -	$ -	$ -	$ -	$ -
237	T680000063	367.1	$ -	$ -	$ -	$ -	$ -	$ -	$ -	$ 535,603
238	T680000063	368.0	$ -	$ -	$ -	$ -	$ -	$ -	$ -	$ 76,515
239	T680000063	369.0	$ -	$ -	$ -	$ -	$ -	$ -	$ -	$ 153,029
240	T624000064		$ -	$ -	$ -	$ -	$ -	$ -	$ -	$ -
241	601000065	376.1	$ -	$ -	$ -	$ -	$ -	$ -	$ -	$ -
242	601000065	376.2	$ -	$ -	$ -	$ -	$ -	$ -	$ -	$ -
243	601000065	376.4	$ -	$ -	$ -	$ -	$ -	$ -	$ -	$ -
244	601000065	380.0	$ -	$ -	$ -	$ -	$ -	$ -	$ -	$ -
245	T626000066		$ -	$ -	$ -	$ -	$ -	$ -	$ -	$ -
246	T626000067		$ -	$ -	$ -	$ -	$ -	$ -	$ -	$ -
247	T624000068	367.1	$ -	$ -	$ -	$ -	$ -	$ -	$ -	$ -
248	T624000068	368.0	$ -	$ -	$ -	$ -	$ -	$ -	$ -	$ -

Sponsored by NMGC Witness Erik C. Buchanan

NEW MEXICO GAS COMPANY, INC.

Gross Balances
Base Period - 12 Months Ending March 31, 2023
Future Test Year - 12 Months Ending September 30, 2025

	A	B	C	D	E	F	G	H	I	J	K	L	M
1			Adjusted Base Period										
2			Balance	Balance	Balance	Balance	Balance	Balance	Balance	Balance	Balance	Balance	Balance
3	Investment Number / Beginning Balance	FERC Account	3/31/2023	4/30/2023	5/31/2023	6/30/2023	7/31/2023	8/31/2023	9/30/2023	10/31/2023	11/30/2023	12/31/2023	1/31/2024
249	T624000068	369.0	$ -	$ -	$ -	$ -	$ -	$ -	$ -	$ -	$ -	$ -	$ -
250	T680000069	367.1	$ -	$ -	$ -	$ -	$ -	$ -	$ -	$ -	$ -	$ -	$ -
251	T680000069	368.0	$ -	$ -	$ -	$ -	$ -	$ -	$ -	$ -	$ -	$ -	$ -
252	T680000069	369.0	$ -	$ -	$ -	$ -	$ -	$ -	$ -	$ -	$ -	$ -	$ -
253	601000070	367.1	$ -	$ -	$ -	$ -	$ -	$ -	$ -	$ -	$ -	$ -	$ -
254	601000070	368.0	$ -	$ -	$ -	$ -	$ -	$ -	$ -	$ -	$ -	$ -	$ -
255	601000070	369.0	$ -	$ -	$ -	$ -	$ -	$ -	$ -	$ -	$ -	$ -	$ -
256	601000071	367.1	$ -	$ -	$ -	$ -	$ -	$ -	$ -	$ -	$ -	$ -	$ -
257	601000071	368.0	$ -	$ -	$ -	$ -	$ -	$ -	$ -	$ -	$ -	$ -	$ -
258	601000071	369.0	$ -	$ -	$ -	$ -	$ -	$ -	$ -	$ -	$ -	$ -	$ -
259	T624000072		$ -	$ -	$ -	$ -	$ -	$ -	$ -	$ -	$ -	$ -	$ -
260	660000073		$ -	$ -	$ -	$ -	$ -	$ -	$ -	$ -	$ -	$ -	$ -
261	660000074		$ -	$ -	$ -	$ -	$ -	$ -	$ -	$ -	$ -	$ -	$ -
262	660000075		$ -	$ -	$ -	$ -	$ -	$ -	$ -	$ -	$ -	$ -	$ -
263	621000076		$ -	$ -	$ -	$ -	$ -	$ -	$ -	$ -	$ -	$ -	$ -
264	626000077		$ -	$ -	$ -	$ -	$ -	$ -	$ -	$ -	$ -	$ -	$ -
265	605000078		$ -	$ -	$ -	$ -	$ -	$ -	$ -	$ -	$ -	$ -	$ -
266	620000079		$ -	$ -	$ -	$ -	$ -	$ -	$ -	$ -	$ -	$ -	$ -
267	620000080		$ -	$ -	$ -	$ -	$ -	$ -	$ -	$ -	$ -	$ -	$ -
268	620000081		$ -	$ -	$ -	$ -	$ -	$ -	$ -	$ -	$ -	$ -	$ -
269	629000082	376.1	$ -	$ -	$ -	$ -	$ -	$ -	$ -	$ -	$ -	$ -	$ -
270	629000082	376.2	$ -	$ -	$ -	$ -	$ -	$ -	$ -	$ -	$ -	$ -	$ -
271	629000082	376.4	$ -	$ -	$ -	$ -	$ -	$ -	$ -	$ -	$ -	$ -	$ -
272	629000082	380.0	$ -	$ -	$ -	$ -	$ -	$ -	$ -	$ -	$ -	$ -	$ -
273	629000083		$ -	$ -	$ -	$ -	$ -	$ -	$ -	$ -	$ -	$ -	$ -
274	620000084		$ -	$ -	$ -	$ -	$ -	$ -	$ -	$ -	$ -	$ -	$ -
275	624000085		$ -	$ -	$ -	$ -	$ -	$ -	$ -	$ -	$ -	$ -	$ -
276	601000086	391.2	$ -	$ -	$ -	$ -	$ -	$ -	$ -	$ -	$ -	$ -	$ -
277	601000086	397.0	$ -	$ -	$ -	$ -	$ -	$ -	$ -	$ -	$ -	$ -	$ -
278	601000086	398.0	$ -	$ -	$ -	$ -	$ -	$ -	$ -	$ -	$ -	$ -	$ -
279	601000087	376.2	$ -	$ 933	$ 933	$ 933	$ 933	$ 933	$ 933	$ 933	$ 933	$ 933	$ 933
280	601000088		$ -	$ -	$ -	$ -	$ -	$ -	$ -	$ -	$ -	$ -	$ -
281	621000089		$ -	$ -	$ -	$ -	$ -	$ -	$ -	$ -	$ -	$ -	$ -
282	621000090		$ -	$ -	$ -	$ -	$ -	$ -	$ -	$ -	$ -	$ -	$ -
283	621000091		$ -	$ -	$ -	$ -	$ -	$ -	$ -	$ -	$ -	$ -	$ -
284	621000092		$ -	$ -	$ -	$ -	$ -	$ -	$ -	$ -	$ -	$ -	$ -
285	621000093	380.0	$ -	$ -	$ -	$ -	$ -	$ -	$ -	$ -	$ -	$ -	$ -
286	621000093	380.1	$ -	$ -	$ -	$ -	$ -	$ -	$ -	$ -	$ -	$ -	$ -
287	632000094		$ -	$ -	$ -	$ -	$ -	$ -	$ -	$ -	$ -	$ -	$ -
288	632000095		$ -	$ -	$ -	$ -	$ -	$ -	$ -	$ -	$ -	$ -	$ -
289	632000096		$ -	$ -	$ -	$ -	$ -	$ -	$ -	$ -	$ -	$ -	$ -
290	632000097		$ -	$ -	$ -	$ -	$ -	$ -	$ -	$ -	$ -	$ -	$ -
291	633000098	376.2	$ -	$ -	$ -	$ 175,177	$ 175,177	$ 175,177	$ 254,090	$ 254,090	$ 254,090	$ 254,090	$ 254,090
292	633000099		$ -	$ -	$ -	$ -	$ -	$ -	$ -	$ -	$ -	$ -	$ -
293	633000100		$ -	$ -	$ -	$ -	$ -	$ -	$ -	$ -	$ -	$ -	$ -
294	633000101		$ -	$ -	$ -	$ -	$ -	$ -	$ -	$ -	$ -	$ -	$ -
295	622000102		$ -	$ -	$ -	$ -	$ -	$ -	$ -	$ -	$ -	$ -	$ -
296	622000103		$ -	$ -	$ -	$ -	$ -	$ -	$ -	$ -	$ -	$ -	$ -
297	622000104		$ -	$ -	$ -	$ -	$ -	$ -	$ -	$ -	$ -	$ -	$ -

Sponsored by NMGC Witness Erik C. Buchanan

NEW MEXICO GAS COMPANY, INC.

Gross Balances
Base Period - 12 Months Ending March 31, 2023
Future Test Year - 12 Months Ending September 30, 2025

	A	B	N	O	P	Q	R	S	T	U	V	W	X	Y
1														
2			Balance	Balance	Balance	Balance	Balance	Balance	Balance	Balance	Balance	Balance	Balance	Balance
3	Investment Number / Beginning Balance	FERC Account	2/29/2024	3/31/2024	4/30/2024	5/31/2024	6/30/2024	7/31/2024	8/31/2024	9/30/2024	10/31/2024	11/30/2024	12/31/2024	1/31/2025
249	T624000068	369.0	$ -	$ -	$ -	$ -	$ -	$ -	$ -	$ -	$ -	$ -	$ -	$ -
250	T680000069	367.1	$ -	$ -	$ -	$ -	$ -	$ -	$ -	$ -	$ -	$ -	$ -	$ -
251	T680000069	368.0	$ -	$ -	$ -	$ -	$ -	$ -	$ -	$ -	$ -	$ -	$ -	$ -
252	T680000069	369.0	$ -	$ -	$ -	$ -	$ -	$ -	$ -	$ -	$ -	$ -	$ -	$ -
253	601000070	367.1	$ -	$ -	$ -	$ -	$ -	$ -	$ -	$ -	$ -	$ -	$ -	$ -
254	601000070	368.0	$ -	$ -	$ -	$ -	$ -	$ -	$ -	$ -	$ -	$ -	$ -	$ -
255	601000070	369.0	$ -	$ -	$ -	$ -	$ -	$ -	$ -	$ -	$ -	$ -	$ -	$ -
256	601000071	367.1	$ -	$ -	$ -	$ -	$ -	$ -	$ -	$ -	$ -	$ -	$ -	$ -
257	601000071	368.0	$ -	$ -	$ -	$ -	$ -	$ -	$ -	$ -	$ -	$ -	$ -	$ -
258	601000071	369.0	$ -	$ -	$ -	$ -	$ -	$ -	$ -	$ -	$ -	$ -	$ -	$ -
259	T624000072		$ -	$ -	$ -	$ -	$ -	$ -	$ -	$ -	$ -	$ -	$ -	$ -
260	660000073		$ -	$ -	$ -	$ -	$ -	$ -	$ -	$ -	$ -	$ -	$ -	$ -
261	660000074		$ -	$ -	$ -	$ -	$ -	$ -	$ -	$ -	$ -	$ -	$ -	$ -
262	660000075		$ -	$ -	$ -	$ -	$ -	$ -	$ -	$ -	$ -	$ -	$ -	$ -
263	621000076		$ -	$ -	$ -	$ -	$ -	$ -	$ -	$ -	$ -	$ -	$ -	$ -
264	626000077		$ -	$ -	$ -	$ -	$ -	$ -	$ -	$ -	$ -	$ -	$ -	$ -
265	605000078		$ -	$ -	$ -	$ -	$ -	$ -	$ -	$ -	$ -	$ -	$ -	$ -
266	620000079		$ -	$ -	$ -	$ -	$ -	$ -	$ -	$ -	$ -	$ -	$ -	$ -
267	620000080		$ -	$ -	$ -	$ -	$ -	$ -	$ -	$ -	$ -	$ -	$ -	$ -
268	620000081		$ -	$ -	$ -	$ -	$ -	$ -	$ -	$ -	$ -	$ -	$ -	$ -
269	629000082	376.1	$ -	$ -	$ -	$ -	$ -	$ -	$ -	$ -	$ -	$ -	$ -	$ -
270	629000082	376.2	$ -	$ -	$ -	$ -	$ -	$ -	$ -	$ -	$ -	$ -	$ -	$ -
271	629000082	376.4	$ -	$ -	$ -	$ -	$ -	$ -	$ -	$ -	$ -	$ -	$ -	$ -
272	629000082	380.0	$ -	$ -	$ -	$ -	$ -	$ -	$ -	$ -	$ -	$ -	$ -	$ -
273	629000083		$ -	$ -	$ -	$ -	$ -	$ -	$ -	$ -	$ -	$ -	$ -	$ -
274	620000084		$ -	$ -	$ -	$ -	$ -	$ -	$ -	$ -	$ -	$ -	$ -	$ -
275	624000085		$ -	$ -	$ -	$ -	$ -	$ -	$ -	$ -	$ -	$ -	$ -	$ -
276	601000086	391.2	$ -	$ -	$ -	$ -	$ -	$ -	$ -	$ -	$ -	$ -	$ -	$ -
277	601000086	397.0	$ -	$ -	$ -	$ -	$ -	$ -	$ -	$ -	$ -	$ -	$ -	$ -
278	601000086	398.0	$ -	$ -	$ -	$ -	$ -	$ -	$ -	$ -	$ -	$ -	$ -	$ -
279	601000087	376.2	$ 933	$ 933	$ 933	$ 933	$ 933	$ 933	$ 933	$ 933	$ 933	$ 933	$ 933	$ 933
280	601000088		$ -	$ -	$ -	$ -	$ -	$ -	$ -	$ -	$ -	$ -	$ -	$ -
281	621000089		$ -	$ -	$ -	$ -	$ -	$ -	$ -	$ -	$ -	$ -	$ -	$ -
282	621000090		$ -	$ -	$ -	$ -	$ -	$ -	$ -	$ -	$ -	$ -	$ -	$ -
283	621000091		$ -	$ -	$ -	$ -	$ -	$ -	$ -	$ -	$ -	$ -	$ -	$ -
284	621000092		$ -	$ -	$ -	$ -	$ -	$ -	$ -	$ -	$ -	$ -	$ -	$ -
285	621000093	380.0	$ -	$ -	$ -	$ -	$ -	$ -	$ -	$ -	$ -	$ -	$ -	$ -
286	621000093	380.1	$ -	$ -	$ -	$ -	$ -	$ -	$ -	$ -	$ -	$ -	$ -	$ -
287	632000094		$ -	$ -	$ -	$ -	$ -	$ -	$ -	$ -	$ -	$ -	$ -	$ -
288	632000095		$ -	$ -	$ -	$ -	$ -	$ -	$ -	$ -	$ -	$ -	$ -	$ -
289	632000096		$ -	$ -	$ -	$ -	$ -	$ -	$ -	$ -	$ -	$ -	$ -	$ -
290	632000097		$ -	$ -	$ -	$ -	$ -	$ -	$ -	$ -	$ -	$ -	$ -	$ -
291	633000098	376.2	$ 254,090	$ 257,605	$ 257,605	$ 257,605	$ 262,863	$ 262,863	$ 262,863	$ 268,122	$ 268,122	$ 268,122	$ 278,704	$ 278,704
292	633000099		$ -	$ -	$ -	$ -	$ -	$ -	$ -	$ -	$ -	$ -	$ -	$ -
293	633000100		$ -	$ -	$ -	$ -	$ -	$ -	$ -	$ -	$ -	$ -	$ -	$ -
294	633000101		$ -	$ -	$ -	$ -	$ -	$ -	$ -	$ -	$ -	$ -	$ -	$ -
295	622000102		$ -	$ -	$ -	$ -	$ -	$ -	$ -	$ -	$ -	$ -	$ -	$ -
296	622000103		$ -	$ -	$ -	$ -	$ -	$ -	$ -	$ -	$ -	$ -	$ -	$ -
297	622000104		$ -	$ -	$ -	$ -	$ -	$ -	$ -	$ -	$ -	$ -	$ -	$ -

Sponsored by NMGC Witness Erik C. Buchanan

WP Plant 3 Gross Balances

NEW MEXICO GAS COMPANY, INC.

Gross Balances
Base Period - 12 Months Ending March 31, 2023
Future Test Year - 12 Months Ending September 30, 2025

	A	B	Z	AA	AB	AC	AD	AE	AF	AG
1										
2			Balance	Balance	Balance	Balance	Balance	Balance	Balance	Balance
3	Investment Number / Beginning Balance	FERC Account	2/28/2025	3/31/2025	4/30/2025	5/31/2025	6/30/2025	7/31/2025	8/31/2025	9/30/2025
249	T624000068	369.0	$ -	$ -	$ -	$ -	$ -	$ -	$ -	$ -
250	T680000069	367.1	$ -	$ -	$ -	$ -	$ -	$ -	$ -	$ -
251	T680000069	368.0	$ -	$ -	$ -	$ -	$ -	$ -	$ -	$ -
252	T680000069	369.0	$ -	$ -	$ -	$ -	$ -	$ -	$ -	$ -
253	601000070	367.1	$ -	$ -	$ -	$ -	$ -	$ -	$ -	$ -
254	601000070	368.0	$ -	$ -	$ -	$ -	$ -	$ -	$ -	$ -
255	601000070	369.0	$ -	$ -	$ -	$ -	$ -	$ -	$ -	$ -
256	601000071	367.1	$ -	$ -	$ -	$ -	$ -	$ -	$ -	$ -
257	601000071	368.0	$ -	$ -	$ -	$ -	$ -	$ -	$ -	$ -
258	601000071	369.0	$ -	$ -	$ -	$ -	$ -	$ -	$ -	$ -
259	T624000072		$ -	$ -	$ -	$ -	$ -	$ -	$ -	$ -
260	660000073		$ -	$ -	$ -	$ -	$ -	$ -	$ -	$ -
261	660000074		$ -	$ -	$ -	$ -	$ -	$ -	$ -	$ -
262	660000075		$ -	$ -	$ -	$ -	$ -	$ -	$ -	$ -
263	621000076		$ -	$ -	$ -	$ -	$ -	$ -	$ -	$ -
264	626000077		$ -	$ -	$ -	$ -	$ -	$ -	$ -	$ -
265	605000078		$ -	$ -	$ -	$ -	$ -	$ -	$ -	$ -
266	620000079		$ -	$ -	$ -	$ -	$ -	$ -	$ -	$ -
267	620000080		$ -	$ -	$ -	$ -	$ -	$ -	$ -	$ -
268	620000081		$ -	$ -	$ -	$ -	$ -	$ -	$ -	$ -
269	629000082	376.1	$ -	$ -	$ -	$ -	$ -	$ -	$ -	$ -
270	629000082	376.2	$ -	$ -	$ -	$ -	$ -	$ -	$ -	$ -
271	629000082	376.4	$ -	$ -	$ -	$ -	$ -	$ -	$ -	$ -
272	629000082	380.0	$ -	$ -	$ -	$ -	$ -	$ -	$ -	$ -
273	629000083		$ -	$ -	$ -	$ -	$ -	$ -	$ -	$ -
274	620000084		$ -	$ -	$ -	$ -	$ -	$ -	$ -	$ -
275	624000085		$ -	$ -	$ -	$ -	$ -	$ -	$ -	$ -
276	601000086	391.2	$ -	$ -	$ -	$ -	$ -	$ -	$ -	$ -
277	601000086	397.0	$ -	$ -	$ -	$ -	$ -	$ -	$ -	$ -
278	601000086	398.0	$ -	$ -	$ -	$ -	$ -	$ -	$ -	$ -
279	601000087	376.2	$ 933	$ 933	$ 933	$ 933	$ 933	$ 933	$ 933	$ 933
280	601000088		$ -	$ -	$ -	$ -	$ -	$ -	$ -	$ -
281	621000089		$ -	$ -	$ -	$ -	$ -	$ -	$ -	$ -
282	621000090		$ -	$ -	$ -	$ -	$ -	$ -	$ -	$ -
283	621000091		$ -	$ -	$ -	$ -	$ -	$ -	$ -	$ -
284	621000092		$ -	$ -	$ -	$ -	$ -	$ -	$ -	$ -
285	621000093	380.0	$ -	$ -	$ -	$ -	$ -	$ -	$ -	$ -
286	621000093	380.1	$ -	$ -	$ -	$ -	$ -	$ -	$ -	$ -
287	632000094		$ -	$ -	$ -	$ -	$ -	$ -	$ -	$ -
288	632000095		$ -	$ -	$ -	$ -	$ -	$ -	$ -	$ -
289	632000096		$ -	$ -	$ -	$ -	$ -	$ -	$ -	$ -
290	632000097		$ -	$ -	$ -	$ -	$ -	$ -	$ -	$ -
291	633000098	376.2	$ 278,704	$ 282,202	$ 282,202	$ 282,202	$ 287,436	$ 287,436	$ 287,436	$ 292,670
292	633000099		$ -	$ -	$ -	$ -	$ -	$ -	$ -	$ -
293	633000100		$ -	$ -	$ -	$ -	$ -	$ -	$ -	$ -
294	633000101		$ -	$ -	$ -	$ -	$ -	$ -	$ -	$ -
295	622000102		$ -	$ -	$ -	$ -	$ -	$ -	$ -	$ -
296	622000103		$ -	$ -	$ -	$ -	$ -	$ -	$ -	$ -
297	622000104		$ -	$ -	$ -	$ -	$ -	$ -	$ -	$ -

Sponsored by NMGC Witness Erik C. Buchanan

NEW MEXICO GAS COMPANY, INC.

Gross Balances
Base Period - 12 Months Ending March 31, 2023
Future Test Year - 12 Months Ending September 30, 2025

	A	B	C	D	E	F	G	H	I	J	K	L	M
1			Adjusted Base Period										
2			Balance	Balance	Balance	Balance	Balance	Balance	Balance	Balance	Balance	Balance	Balance
3	Investment Number / Beginning Balance	FERC Account	3/31/2023	4/30/2023	5/31/2023	6/30/2023	7/31/2023	8/31/2023	9/30/2023	10/31/2023	11/30/2023	12/31/2023	1/31/2024
298	622000105		$ -	$ -	$ -	$ -	$ -	$ -	$ -	$ -	$ -	$ -	$ -
299	622000106		$ -	$ -	$ -	$ -	$ -	$ -	$ -	$ -	$ -	$ -	$ -
300	621000107		$ -	$ -	$ -	$ -	$ -	$ -	$ -	$ -	$ -	$ -	$ -
301	621000108		$ -	$ -	$ -	$ -	$ -	$ -	$ -	$ -	$ -	$ -	$ -
302	621000109		$ -	$ -	$ -	$ -	$ -	$ -	$ -	$ -	$ -	$ -	$ -
303	621000110		$ -	$ -	$ -	$ -	$ -	$ -	$ -	$ -	$ -	$ -	$ -
304	621000111		$ -	$ -	$ -	$ -	$ -	$ -	$ -	$ -	$ -	$ -	$ -
305	632000112		$ -	$ -	$ -	$ -	$ -	$ -	$ -	$ -	$ -	$ -	$ -
306	632000113		$ -	$ -	$ -	$ -	$ -	$ -	$ -	$ -	$ -	$ -	$ -
307	632000114		$ -	$ -	$ -	$ -	$ -	$ -	$ -	$ -	$ -	$ -	$ -
308	632000115		$ -	$ -	$ -	$ -	$ -	$ -	$ -	$ -	$ -	$ -	$ -
309	632000116		$ -	$ -	$ -	$ -	$ -	$ -	$ -	$ -	$ -	$ -	$ -
310	632000117		$ -	$ -	$ -	$ -	$ -	$ -	$ -	$ -	$ -	$ -	$ -
311	633000118		$ -	$ -	$ -	$ -	$ -	$ -	$ -	$ -	$ -	$ -	$ -
312	633000119		$ -	$ -	$ -	$ -	$ -	$ -	$ -	$ -	$ -	$ -	$ -
313	633000120		$ -	$ -	$ -	$ -	$ -	$ -	$ -	$ -	$ -	$ -	$ -
314	633000121		$ -	$ -	$ -	$ -	$ -	$ -	$ -	$ -	$ -	$ -	$ -
315	633000122		$ -	$ -	$ -	$ -	$ -	$ -	$ -	$ -	$ -	$ -	$ -
316	622000123		$ -	$ -	$ -	$ -	$ -	$ -	$ -	$ -	$ -	$ -	$ -
317	622000124		$ -	$ -	$ -	$ -	$ -	$ -	$ -	$ -	$ -	$ -	$ -
318	622000125		$ -	$ -	$ -	$ -	$ -	$ -	$ -	$ -	$ -	$ -	$ -
319	622000126		$ -	$ -	$ -	$ -	$ -	$ -	$ -	$ -	$ -	$ -	$ -
320	622000127		$ -	$ -	$ -	$ -	$ -	$ -	$ -	$ -	$ -	$ -	$ -
321	622000128		$ -	$ -	$ -	$ -	$ -	$ -	$ -	$ -	$ -	$ -	$ -
322	610000129		$ -	$ -	$ -	$ -	$ -	$ -	$ -	$ -	$ -	$ -	$ -
323	610000130		$ -	$ -	$ -	$ -	$ -	$ -	$ -	$ -	$ -	$ -	$ -
324	610000131	378.0	$ -	$ -	$ -	$ -	$ -	$ -	$ -	$ -	$ -	$ -	$ -
325	610000131	385.0	$ -	$ -	$ -	$ -	$ -	$ -	$ -	$ -	$ -	$ -	$ -
326	610000132		$ -	$ -	$ -	$ -	$ -	$ -	$ -	$ -	$ -	$ -	$ -
327	610000133		$ -	$ -	$ -	$ -	$ -	$ -	$ -	$ -	$ -	$ -	$ -
328	610000134	376.1	$ -	$ -	$ -	$ 64	$ 64	$ 64	$ 64	$ 64	$ 64	$ 64	$ 64
329	610000134	376.2	$ -	$ -	$ -	$ 69	$ 69	$ 69	$ 69	$ 69	$ 69	$ 69	$ 69
330	610000134	376.4	$ -	$ -	$ -	$ 16	$ 16	$ 16	$ 16	$ 16	$ 16	$ 16	$ 16
331	610000134	380.0	$ -	$ -	$ -	$ 8	$ 8	$ 8	$ 8	$ 8	$ 8	$ 8	$ 8
332	610000135		$ -	$ -	$ -	$ -	$ -	$ -	$ -	$ -	$ -	$ -	$ -
333	610000136		$ -	$ -	$ -	$ -	$ -	$ -	$ -	$ -	$ -	$ -	$ -
334	610000137		$ -	$ -	$ -	$ -	$ -	$ -	$ -	$ -	$ -	$ -	$ -
335	610000138		$ -	$ -	$ -	$ -	$ -	$ -	$ -	$ -	$ -	$ -	$ -
336	624000139	376.2	$ -	$ -	$ -	$ 296,671	$ 296,671	$ 296,671	$ 317,686	$ 317,686	$ 317,686	$ 426,535	$ 426,535
337	624000140		$ -	$ -	$ -	$ -	$ -	$ -	$ -	$ -	$ -	$ -	$ -
338	624000141		$ -	$ -	$ -	$ -	$ -	$ -	$ -	$ -	$ -	$ -	$ -
339	624000142		$ -	$ -	$ -	$ -	$ -	$ -	$ -	$ -	$ -	$ -	$ -
340	624000143		$ -	$ -	$ -	$ -	$ -	$ -	$ -	$ -	$ -	$ -	$ -
341	620000144		$ -	$ -	$ -	$ -	$ -	$ -	$ -	$ -	$ -	$ -	$ -
342	620000145		$ -	$ -	$ -	$ -	$ -	$ -	$ -	$ -	$ -	$ -	$ -
343	620000146		$ -	$ -	$ -	$ -	$ -	$ -	$ -	$ -	$ -	$ -	$ -
344	620000147		$ -	$ -	$ -	$ -	$ -	$ -	$ -	$ -	$ -	$ -	$ -
345	629000148		$ -	$ -	$ -	$ -	$ -	$ -	$ -	$ -	$ -	$ -	$ -
346	629000149		$ -	$ -	$ -	$ -	$ -	$ -	$ -	$ -	$ -	$ -	$ -

Sponsored by NMGC Witness Erik C. Buchanan

WP Plant 3 Gross Balances

NEW MEXICO GAS COMPANY, INC.

Gross Balances
Base Period - 12 Months Ending March 31, 2023
Future Test Year - 12 Months Ending September 30, 2025

	A	B	N	O	P	Q	R	S	T	U	V	W	X	Y
1														
2			Balance	Balance	Balance	Balance	Balance	Balance	Balance	Balance	Balance	Balance	Balance	Balance
3	Investment Number / Beginning Balance	FERC Account	2/29/2024	3/31/2024	4/30/2024	5/31/2024	6/30/2024	7/31/2024	8/31/2024	9/30/2024	10/31/2024	11/30/2024	12/31/2024	1/31/2025
298	622000105		$ -	$ -	$ -	$ -	$ -	$ -	$ -	$ -	$ -	$ -	$ -	$ -
299	622000106		$ -	$ -	$ -	$ -	$ -	$ -	$ -	$ -	$ -	$ -	$ -	$ -
300	621000107		$ -	$ -	$ -	$ -	$ -	$ -	$ -	$ -	$ -	$ -	$ -	$ -
301	621000108		$ -	$ -	$ -	$ -	$ -	$ -	$ -	$ -	$ -	$ -	$ -	$ -
302	621000109		$ -	$ -	$ -	$ -	$ -	$ -	$ -	$ -	$ -	$ -	$ -	$ -
303	621000110		$ -	$ -	$ -	$ -	$ -	$ -	$ -	$ -	$ -	$ -	$ -	$ -
304	621000111		$ -	$ -	$ -	$ -	$ -	$ -	$ -	$ -	$ -	$ -	$ -	$ -
305	632000112		$ -	$ -	$ -	$ -	$ -	$ -	$ -	$ -	$ -	$ -	$ -	$ -
306	632000113		$ -	$ -	$ -	$ -	$ -	$ -	$ -	$ -	$ -	$ -	$ -	$ -
307	632000114		$ -	$ -	$ -	$ -	$ -	$ -	$ -	$ -	$ -	$ -	$ -	$ -
308	632000115		$ -	$ -	$ -	$ -	$ -	$ -	$ -	$ -	$ -	$ -	$ -	$ -
309	632000116		$ -	$ -	$ -	$ -	$ -	$ -	$ -	$ -	$ -	$ -	$ -	$ -
310	632000117		$ -	$ -	$ -	$ -	$ -	$ -	$ -	$ -	$ -	$ -	$ -	$ -
311	633000118		$ -	$ -	$ -	$ -	$ -	$ -	$ -	$ -	$ -	$ -	$ -	$ -
312	633000119		$ -	$ -	$ -	$ -	$ -	$ -	$ -	$ -	$ -	$ -	$ -	$ -
313	633000120		$ -	$ -	$ -	$ -	$ -	$ -	$ -	$ -	$ -	$ -	$ -	$ -
314	633000121		$ -	$ -	$ -	$ -	$ -	$ -	$ -	$ -	$ -	$ -	$ -	$ -
315	633000122		$ -	$ -	$ -	$ -	$ -	$ -	$ -	$ -	$ -	$ -	$ -	$ -
316	622000123		$ -	$ -	$ -	$ -	$ -	$ -	$ -	$ -	$ -	$ -	$ -	$ -
317	622000124		$ -	$ -	$ -	$ -	$ -	$ -	$ -	$ -	$ -	$ -	$ -	$ -
318	622000125		$ -	$ -	$ -	$ -	$ -	$ -	$ -	$ -	$ -	$ -	$ -	$ -
319	622000126		$ -	$ -	$ -	$ -	$ -	$ -	$ -	$ -	$ -	$ -	$ -	$ -
320	622000127		$ -	$ -	$ -	$ -	$ -	$ -	$ -	$ -	$ -	$ -	$ -	$ -
321	622000128		$ -	$ -	$ -	$ -	$ -	$ -	$ -	$ -	$ -	$ -	$ -	$ -
322	610000129		$ -	$ -	$ -	$ -	$ -	$ -	$ -	$ -	$ -	$ -	$ -	$ -
323	610000130		$ -	$ -	$ -	$ -	$ -	$ -	$ -	$ -	$ -	$ -	$ -	$ -
324	610000131	378.0	$ -	$ -	$ -	$ -	$ -	$ -	$ -	$ -	$ -	$ -	$ -	$ -
325	610000131	385.0	$ -	$ -	$ -	$ -	$ -	$ -	$ -	$ -	$ -	$ -	$ -	$ -
326	610000132		$ -	$ -	$ -	$ -	$ -	$ -	$ -	$ -	$ -	$ -	$ -	$ -
327	610000133		$ -	$ -	$ -	$ -	$ -	$ -	$ -	$ -	$ -	$ -	$ -	$ -
328	610000134	376.1	$ 64	$ 64	$ 64	$ 64	$ 64	$ 64	$ 64	$ 64	$ 64	$ 64	$ 64	$ 64
329	610000134	376.2	$ 69	$ 69	$ 69	$ 69	$ 69	$ 69	$ 69	$ 69	$ 69	$ 69	$ 69	$ 69
330	610000134	376.4	$ 16	$ 16	$ 16	$ 16	$ 16	$ 16	$ 16	$ 16	$ 16	$ 16	$ 16	$ 16
331	610000134	380.0	$ 8	$ 8	$ 8	$ 8	$ 8	$ 8	$ 8	$ 8	$ 8	$ 8	$ 8	$ 8
332	610000135		$ -	$ -	$ -	$ -	$ -	$ -	$ -	$ -	$ -	$ -	$ -	$ -
333	610000136		$ -	$ -	$ -	$ -	$ -	$ -	$ -	$ -	$ -	$ -	$ -	$ -
334	610000137		$ -	$ -	$ -	$ -	$ -	$ -	$ -	$ -	$ -	$ -	$ -	$ -
335	610000138		$ -	$ -	$ -	$ -	$ -	$ -	$ -	$ -	$ -	$ -	$ -	$ -
336	624000139	376.2	$ 426,535	$ 473,194	$ 473,194	$ 473,194	$ 535,555	$ 535,555	$ 535,555	$ 599,540	$ 599,540	$ 599,540	$ 660,992	$ 660,992
337	624000140		$ -	$ -	$ -	$ -	$ -	$ -	$ -	$ -	$ -	$ -	$ -	$ -
338	624000141		$ -	$ -	$ -	$ -	$ -	$ -	$ -	$ -	$ -	$ -	$ -	$ -
339	624000142		$ -	$ -	$ -	$ -	$ -	$ -	$ -	$ -	$ -	$ -	$ -	$ -
340	624000143		$ -	$ -	$ -	$ -	$ -	$ -	$ -	$ -	$ -	$ -	$ -	$ -
341	620000144		$ -	$ -	$ -	$ -	$ -	$ -	$ -	$ -	$ -	$ -	$ -	$ -
342	620000145		$ -	$ -	$ -	$ -	$ -	$ -	$ -	$ -	$ -	$ -	$ -	$ -
343	620000146		$ -	$ -	$ -	$ -	$ -	$ -	$ -	$ -	$ -	$ -	$ -	$ -
344	620000147		$ -	$ -	$ -	$ -	$ -	$ -	$ -	$ -	$ -	$ -	$ -	$ -
345	629000148		$ -	$ -	$ -	$ -	$ -	$ -	$ -	$ -	$ -	$ -	$ -	$ -
346	629000149		$ -	$ -	$ -	$ -	$ -	$ -	$ -	$ -	$ -	$ -	$ -	$ -

Sponsored by NMGC Witness Erik C. Buchanan

WP Plant 3 Gross Balances

NEW MEXICO GAS COMPANY, INC.

Gross Balances
Base Period - 12 Months Ending March 31, 2023
Future Test Year - 12 Months Ending September 30, 2025

	A	B	Z	AA	AB	AC	AD	AE	AF	AG
1										
2			Balance	Balance	Balance	Balance	Balance	Balance	Balance	Balance
3	Investment Number / Beginning Balance	FERC Account	2/28/2025	3/31/2025	4/30/2025	5/31/2025	6/30/2025	7/31/2025	8/31/2025	9/30/2025
298	622000105		$ -	$ -	$ -	$ -	$ -	$ -	$ -	$ -
299	622000106		$ -	$ -	$ -	$ -	$ -	$ -	$ -	$ -
300	621000107		$ -	$ -	$ -	$ -	$ -	$ -	$ -	$ -
301	621000108		$ -	$ -	$ -	$ -	$ -	$ -	$ -	$ -
302	621000109		$ -	$ -	$ -	$ -	$ -	$ -	$ -	$ -
303	621000110		$ -	$ -	$ -	$ -	$ -	$ -	$ -	$ -
304	621000111		$ -	$ -	$ -	$ -	$ -	$ -	$ -	$ -
305	632000112		$ -	$ -	$ -	$ -	$ -	$ -	$ -	$ -
306	632000113		$ -	$ -	$ -	$ -	$ -	$ -	$ -	$ -
307	632000114		$ -	$ -	$ -	$ -	$ -	$ -	$ -	$ -
308	632000115		$ -	$ -	$ -	$ -	$ -	$ -	$ -	$ -
309	632000116		$ -	$ -	$ -	$ -	$ -	$ -	$ -	$ -
310	632000117		$ -	$ -	$ -	$ -	$ -	$ -	$ -	$ -
311	633000118		$ -	$ -	$ -	$ -	$ -	$ -	$ -	$ -
312	633000119		$ -	$ -	$ -	$ -	$ -	$ -	$ -	$ -
313	633000120		$ -	$ -	$ -	$ -	$ -	$ -	$ -	$ -
314	633000121		$ -	$ -	$ -	$ -	$ -	$ -	$ -	$ -
315	633000122		$ -	$ -	$ -	$ -	$ -	$ -	$ -	$ -
316	622000123		$ -	$ -	$ -	$ -	$ -	$ -	$ -	$ -
317	622000124		$ -	$ -	$ -	$ -	$ -	$ -	$ -	$ -
318	622000125		$ -	$ -	$ -	$ -	$ -	$ -	$ -	$ -
319	622000126		$ -	$ -	$ -	$ -	$ -	$ -	$ -	$ -
320	622000127		$ -	$ -	$ -	$ -	$ -	$ -	$ -	$ -
321	622000128		$ -	$ -	$ -	$ -	$ -	$ -	$ -	$ -
322	610000129		$ -	$ -	$ -	$ -	$ -	$ -	$ -	$ -
323	610000130		$ -	$ -	$ -	$ -	$ -	$ -	$ -	$ -
324	610000131	378.0	$ -	$ -	$ -	$ -	$ -	$ -	$ -	$ -
325	610000131	385.0	$ -	$ -	$ -	$ -	$ -	$ -	$ -	$ -
326	610000132		$ -	$ -	$ -	$ -	$ -	$ -	$ -	$ -
327	610000133		$ -	$ -	$ -	$ -	$ -	$ -	$ -	$ -
328	610000134	376.1	$ 64	$ 64	$ 64	$ 64	$ 64	$ 64	$ 64	$ 64
329	610000134	376.2	$ 69	$ 69	$ 69	$ 69	$ 69	$ 69	$ 69	$ 69
330	610000134	376.4	$ 16	$ 16	$ 16	$ 16	$ 16	$ 16	$ 16	$ 16
331	610000134	380.0	$ 8	$ 8	$ 8	$ 8	$ 8	$ 8	$ 8	$ 8
332	610000135		$ -	$ -	$ -	$ -	$ -	$ -	$ -	$ -
333	610000136		$ -	$ -	$ -	$ -	$ -	$ -	$ -	$ -
334	610000137		$ -	$ -	$ -	$ -	$ -	$ -	$ -	$ -
335	610000138		$ -	$ -	$ -	$ -	$ -	$ -	$ -	$ -
336	624000139	376.2	$ 660,992	$ 713,626	$ 713,626	$ 713,626	$ 784,978	$ 784,978	$ 784,978	$ 838,683
337	624000140		$ -	$ -	$ -	$ -	$ -	$ -	$ -	$ -
338	624000141		$ -	$ -	$ -	$ -	$ -	$ -	$ -	$ -
339	624000142		$ -	$ -	$ -	$ -	$ -	$ -	$ -	$ -
340	624000143		$ -	$ -	$ -	$ -	$ -	$ -	$ -	$ -
341	620000144		$ -	$ -	$ -	$ -	$ -	$ -	$ -	$ -
342	620000145		$ -	$ -	$ -	$ -	$ -	$ -	$ -	$ -
343	620000146		$ -	$ -	$ -	$ -	$ -	$ -	$ -	$ -
344	620000147		$ -	$ -	$ -	$ -	$ -	$ -	$ -	$ -
345	629000148		$ -	$ -	$ -	$ -	$ -	$ -	$ -	$ -
346	629000149		$ -	$ -	$ -	$ -	$ -	$ -	$ -	$ -

Sponsored by NMGC Witness Erik C. Buchanan

NEW MEXICO GAS COMPANY, INC.

Gross Balances
Base Period - 12 Months Ending March 31, 2023
Future Test Year - 12 Months Ending September 30, 2025

	A	B	C	D	E	F	G	H	I	J	K	L	M
1			Adjusted Base Period										
2			Balance	Balance	Balance	Balance	Balance	Balance	Balance	Balance	Balance	Balance	Balance
3	Investment Number / Beginning Balance	FERC Account	3/31/2023	4/30/2023	5/31/2023	6/30/2023	7/31/2023	8/31/2023	9/30/2023	10/31/2023	11/30/2023	12/31/2023	1/31/2024
347	629000150		$ -	$ -	$ -	$ -	$ -	$ -	$ -	$ -	$ -	$ -	$ -
348	629000151		$ -	$ -	$ -	$ -	$ -	$ -	$ -	$ -	$ -	$ -	$ -
349	627000152		$ -	$ -	$ -	$ -	$ -	$ -	$ -	$ -	$ -	$ -	$ -
350	627000153		$ -	$ -	$ -	$ -	$ -	$ -	$ -	$ -	$ -	$ -	$ -
351	627000154		$ -	$ -	$ -	$ -	$ -	$ -	$ -	$ -	$ -	$ -	$ -
352	627000155		$ -	$ -	$ -	$ -	$ -	$ -	$ -	$ -	$ -	$ -	$ -
353	624000156		$ -	$ -	$ -	$ -	$ -	$ -	$ -	$ -	$ -	$ -	$ -
354	624000157		$ -	$ -	$ -	$ -	$ -	$ -	$ -	$ -	$ -	$ -	$ -
355	624000158		$ -	$ -	$ -	$ -	$ -	$ -	$ -	$ -	$ -	$ -	$ -
356	624000159		$ -	$ -	$ -	$ -	$ -	$ -	$ -	$ -	$ -	$ -	$ -
357	624000160		$ -	$ -	$ -	$ -	$ -	$ -	$ -	$ -	$ -	$ -	$ -
358	620000161		$ -	$ -	$ -	$ -	$ -	$ -	$ -	$ -	$ -	$ -	$ -
359	620000162		$ -	$ -	$ -	$ -	$ -	$ -	$ -	$ -	$ -	$ -	$ -
360	620000163		$ -	$ -	$ -	$ -	$ -	$ -	$ -	$ -	$ -	$ -	$ -
361	620000164		$ -	$ -	$ -	$ -	$ -	$ -	$ -	$ -	$ -	$ -	$ -
362	620000165		$ -	$ -	$ -	$ -	$ -	$ -	$ -	$ -	$ -	$ -	$ -
363	629000166		$ -	$ -	$ -	$ -	$ -	$ -	$ -	$ -	$ -	$ -	$ -
364	629000167		$ -	$ -	$ -	$ -	$ -	$ -	$ -	$ -	$ -	$ -	$ -
365	629000168		$ -	$ -	$ -	$ -	$ -	$ -	$ -	$ -	$ -	$ -	$ -
366	629000169		$ -	$ -	$ -	$ -	$ -	$ -	$ -	$ -	$ -	$ -	$ -
367	629000170		$ -	$ -	$ -	$ -	$ -	$ -	$ -	$ -	$ -	$ -	$ -
368	629000171		$ -	$ -	$ -	$ -	$ -	$ -	$ -	$ -	$ -	$ -	$ -
369	627000172		$ -	$ -	$ -	$ -	$ -	$ -	$ -	$ -	$ -	$ -	$ -
370	627000173		$ -	$ -	$ -	$ -	$ -	$ -	$ -	$ -	$ -	$ -	$ -
371	627000174	378.0	$ -	$ -	$ -	$ -	$ -	$ -	$ 4,792	$ 4,792	$ 4,792	$ 7,899	$ 7,899
372	627000174	385.0	$ -	$ -	$ -	$ -	$ -	$ -	$ 12,956	$ 12,956	$ 12,956	$ 21,357	$ 21,357
373	627000175		$ -	$ -	$ -	$ -	$ -	$ -	$ -	$ -	$ -	$ -	$ -
374	627000176		$ -	$ -	$ -	$ -	$ -	$ -	$ -	$ -	$ -	$ -	$ -
375	626000177		$ -	$ -	$ -	$ -	$ -	$ -	$ -	$ -	$ -	$ -	$ -
376	626000178		$ -	$ -	$ -	$ -	$ -	$ -	$ -	$ -	$ -	$ -	$ -
377	626000179		$ -	$ -	$ -	$ -	$ -	$ -	$ -	$ -	$ -	$ -	$ -
378	626000180		$ -	$ -	$ -	$ -	$ -	$ -	$ -	$ -	$ -	$ -	$ -
379	626000181		$ -	$ -	$ -	$ -	$ -	$ -	$ -	$ -	$ -	$ -	$ -
380	626000182		$ -	$ -	$ -	$ -	$ -	$ -	$ -	$ -	$ -	$ -	$ -
381	626000183		$ -	$ -	$ -	$ -	$ -	$ -	$ -	$ -	$ -	$ -	$ -
382	626000184		$ -	$ -	$ -	$ -	$ -	$ -	$ -	$ -	$ -	$ -	$ -
383	626000185		$ -	$ -	$ -	$ -	$ -	$ -	$ -	$ -	$ -	$ -	$ -
384	625000186		$ -	$ -	$ -	$ -	$ -	$ -	$ -	$ -	$ -	$ -	$ -
385	625000187		$ -	$ -	$ -	$ -	$ -	$ -	$ -	$ -	$ -	$ -	$ -
386	634000188		$ -	$ -	$ -	$ -	$ -	$ -	$ -	$ -	$ -	$ -	$ -
387	662000189		$ -	$ -	$ -	$ -	$ -	$ -	$ -	$ -	$ -	$ -	$ -
388	662000190		$ -	$ -	$ -	$ -	$ -	$ -	$ -	$ -	$ -	$ -	$ -
389	662000191		$ -	$ -	$ -	$ -	$ -	$ -	$ -	$ -	$ -	$ -	$ -
390	662000192		$ -	$ -	$ -	$ -	$ -	$ -	$ -	$ -	$ -	$ -	$ -
391	667000193		$ -	$ -	$ -	$ -	$ -	$ -	$ -	$ -	$ -	$ -	$ -
392	667000194		$ -	$ -	$ -	$ -	$ -	$ -	$ -	$ -	$ -	$ -	$ -
393	667000195		$ -	$ -	$ -	$ -	$ -	$ -	$ -	$ -	$ -	$ -	$ -
394	667000196		$ -	$ -	$ -	$ -	$ -	$ -	$ -	$ -	$ -	$ -	$ -
395	660000197		$ -	$ -	$ -	$ -	$ -	$ -	$ -	$ -	$ -	$ -	$ -

NEW MEXICO GAS COMPANY, INC.

Gross Balances
Base Period - 12 Months Ending March 31, 2023
Future Test Year - 12 Months Ending September 30, 2025

	A	B	N	O	P	Q	R	S	T	U	V	W	X	Y
1														
2			Balance	Balance	Balance	Balance	Balance	Balance	Balance	Balance	Balance	Balance	Balance	Balance
3	Investment Number / Beginning Balance	FERC Account	2/29/2024	3/31/2024	4/30/2024	5/31/2024	6/30/2024	7/31/2024	8/31/2024	9/30/2024	10/31/2024	11/30/2024	12/31/2024	1/31/2025
347	629000150		$ -	$ -	$ -	$ -	$ -	$ -	$ -	$ -	$ -	$ -	$ -	$ -
348	629000151		$ -	$ -	$ -	$ -	$ -	$ -	$ -	$ -	$ -	$ -	$ -	$ -
349	627000152		$ -	$ -	$ -	$ -	$ -	$ -	$ -	$ -	$ -	$ -	$ -	$ -
350	627000153		$ -	$ -	$ -	$ -	$ -	$ -	$ -	$ -	$ -	$ -	$ -	$ -
351	627000154		$ -	$ -	$ -	$ -	$ -	$ -	$ -	$ -	$ -	$ -	$ -	$ -
352	627000155		$ -	$ -	$ -	$ -	$ -	$ -	$ -	$ -	$ -	$ -	$ -	$ -
353	624000156		$ -	$ -	$ -	$ -	$ -	$ -	$ -	$ -	$ -	$ -	$ -	$ -
354	624000157		$ -	$ -	$ -	$ -	$ -	$ -	$ -	$ -	$ -	$ -	$ -	$ -
355	624000158		$ -	$ -	$ -	$ -	$ -	$ -	$ -	$ -	$ -	$ -	$ -	$ -
356	624000159		$ -	$ -	$ -	$ -	$ -	$ -	$ -	$ -	$ -	$ -	$ -	$ -
357	624000160		$ -	$ -	$ -	$ -	$ -	$ -	$ -	$ -	$ -	$ -	$ -	$ -
358	620000161		$ -	$ -	$ -	$ -	$ -	$ -	$ -	$ -	$ -	$ -	$ -	$ -
359	620000162		$ -	$ -	$ -	$ -	$ -	$ -	$ -	$ -	$ -	$ -	$ -	$ -
360	620000163		$ -	$ -	$ -	$ -	$ -	$ -	$ -	$ -	$ -	$ -	$ -	$ -
361	620000164		$ -	$ -	$ -	$ -	$ -	$ -	$ -	$ -	$ -	$ -	$ -	$ -
362	620000165		$ -	$ -	$ -	$ -	$ -	$ -	$ -	$ -	$ -	$ -	$ -	$ -
363	629000166		$ -	$ -	$ -	$ -	$ -	$ -	$ -	$ -	$ -	$ -	$ -	$ -
364	629000167		$ -	$ -	$ -	$ -	$ -	$ -	$ -	$ -	$ -	$ -	$ -	$ -
365	629000168		$ -	$ -	$ -	$ -	$ -	$ -	$ -	$ -	$ -	$ -	$ -	$ -
366	629000169		$ -	$ -	$ -	$ -	$ -	$ -	$ -	$ -	$ -	$ -	$ -	$ -
367	629000170		$ -	$ -	$ -	$ -	$ -	$ -	$ -	$ -	$ -	$ -	$ -	$ -
368	629000171		$ -	$ -	$ -	$ -	$ -	$ -	$ -	$ -	$ -	$ -	$ -	$ -
369	627000172		$ -	$ -	$ -	$ -	$ -	$ -	$ -	$ -	$ -	$ -	$ -	$ -
370	627000173		$ -	$ -	$ -	$ -	$ -	$ -	$ -	$ -	$ -	$ -	$ -	$ -
371	627000174	378.0	$ 7,899	$ 7,899	$ 7,899	$ 7,899	$ 7,899	$ 7,899	$ 7,899	$ 12,842	$ 12,842	$ 12,842	$ 16,649	$ 16,649
372	627000174	385.0	$ 21,357	$ 21,357	$ 21,357	$ 21,357	$ 21,357	$ 21,357	$ 21,357	$ 34,722	$ 34,722	$ 34,722	$ 45,014	$ 45,014
373	627000175		$ -	$ -	$ -	$ -	$ -	$ -	$ -	$ -	$ -	$ -	$ -	$ -
374	627000176		$ -	$ -	$ -	$ -	$ -	$ -	$ -	$ -	$ -	$ -	$ -	$ -
375	626000177		$ -	$ -	$ -	$ -	$ -	$ -	$ -	$ -	$ -	$ -	$ -	$ -
376	626000178		$ -	$ -	$ -	$ -	$ -	$ -	$ -	$ -	$ -	$ -	$ -	$ -
377	626000179		$ -	$ -	$ -	$ -	$ -	$ -	$ -	$ -	$ -	$ -	$ -	$ -
378	626000180		$ -	$ -	$ -	$ -	$ -	$ -	$ -	$ -	$ -	$ -	$ -	$ -
379	626000181		$ -	$ -	$ -	$ -	$ -	$ -	$ -	$ -	$ -	$ -	$ -	$ -
380	626000182		$ -	$ -	$ -	$ -	$ -	$ -	$ -	$ -	$ -	$ -	$ -	$ -
381	626000183		$ -	$ -	$ -	$ -	$ -	$ -	$ -	$ -	$ -	$ -	$ -	$ -
382	626000184		$ -	$ -	$ -	$ -	$ -	$ -	$ -	$ -	$ -	$ -	$ -	$ -
383	626000185		$ -	$ -	$ -	$ -	$ -	$ -	$ -	$ -	$ -	$ -	$ -	$ -
384	625000186		$ -	$ -	$ -	$ -	$ -	$ -	$ -	$ -	$ -	$ -	$ -	$ -
385	625000187		$ -	$ -	$ -	$ -	$ -	$ -	$ -	$ -	$ -	$ -	$ -	$ -
386	634000188		$ -	$ -	$ -	$ -	$ -	$ -	$ -	$ -	$ -	$ -	$ -	$ -
387	662000189		$ -	$ -	$ -	$ -	$ -	$ -	$ -	$ -	$ -	$ -	$ -	$ -
388	662000190		$ -	$ -	$ -	$ -	$ -	$ -	$ -	$ -	$ -	$ -	$ -	$ -
389	662000191		$ -	$ -	$ -	$ -	$ -	$ -	$ -	$ -	$ -	$ -	$ -	$ -
390	662000192		$ -	$ -	$ -	$ -	$ -	$ -	$ -	$ -	$ -	$ -	$ -	$ -
391	667000193		$ -	$ -	$ -	$ -	$ -	$ -	$ -	$ -	$ -	$ -	$ -	$ -
392	667000194		$ -	$ -	$ -	$ -	$ -	$ -	$ -	$ -	$ -	$ -	$ -	$ -
393	667000195		$ -	$ -	$ -	$ -	$ -	$ -	$ -	$ -	$ -	$ -	$ -	$ -
394	667000196		$ -	$ -	$ -	$ -	$ -	$ -	$ -	$ -	$ -	$ -	$ -	$ -
395	660000197		$ -	$ -	$ -	$ -	$ -	$ -	$ -	$ -	$ -	$ -	$ -	$ -

Sponsored by NMGC Witness Erik C. Buchanan

WP Plant 3 Gross Balances

NEW MEXICO GAS COMPANY, INC.

Gross Balances
Base Period - 12 Months Ending March 31, 2023
Future Test Year - 12 Months Ending September 30, 2025

	A	B	Z	AA	AB	AC	AD	AE	AF	AG
1										
2			Balance	Balance	Balance	Balance	Balance	Balance	Balance	Balance
3	Investment Number / Beginning Balance	FERC Account	2/28/2025	3/31/2025	4/30/2025	5/31/2025	6/30/2025	7/31/2025	8/31/2025	9/30/2025
347	629000150		$ -	$ -	$ -	$ -	$ -	$ -	$ -	$ -
348	629000151		$ -	$ -	$ -	$ -	$ -	$ -	$ -	$ -
349	627000152		$ -	$ -	$ -	$ -	$ -	$ -	$ -	$ -
350	627000153		$ -	$ -	$ -	$ -	$ -	$ -	$ -	$ -
351	627000154		$ -	$ -	$ -	$ -	$ -	$ -	$ -	$ -
352	627000155		$ -	$ -	$ -	$ -	$ -	$ -	$ -	$ -
353	624000156		$ -	$ -	$ -	$ -	$ -	$ -	$ -	$ -
354	624000157		$ -	$ -	$ -	$ -	$ -	$ -	$ -	$ -
355	624000158		$ -	$ -	$ -	$ -	$ -	$ -	$ -	$ -
356	624000159		$ -	$ -	$ -	$ -	$ -	$ -	$ -	$ -
357	624000160		$ -	$ -	$ -	$ -	$ -	$ -	$ -	$ -
358	620000161		$ -	$ -	$ -	$ -	$ -	$ -	$ -	$ -
359	620000162		$ -	$ -	$ -	$ -	$ -	$ -	$ -	$ -
360	620000163		$ -	$ -	$ -	$ -	$ -	$ -	$ -	$ -
361	620000164		$ -	$ -	$ -	$ -	$ -	$ -	$ -	$ -
362	620000165		$ -	$ -	$ -	$ -	$ -	$ -	$ -	$ -
363	629000166		$ -	$ -	$ -	$ -	$ -	$ -	$ -	$ -
364	629000167		$ -	$ -	$ -	$ -	$ -	$ -	$ -	$ -
365	629000168		$ -	$ -	$ -	$ -	$ -	$ -	$ -	$ -
366	629000169		$ -	$ -	$ -	$ -	$ -	$ -	$ -	$ -
367	629000170		$ -	$ -	$ -	$ -	$ -	$ -	$ -	$ -
368	629000171		$ -	$ -	$ -	$ -	$ -	$ -	$ -	$ -
369	627000172		$ -	$ -	$ -	$ -	$ -	$ -	$ -	$ -
370	627000173		$ -	$ -	$ -	$ -	$ -	$ -	$ -	$ -
371	627000174	378.0	$ 16,649	$ 16,649	$ 16,649	$ 16,649	$ 16,649	$ 16,649	$ 16,649	$ 21,579
372	627000174	385.0	$ 45,014	$ 45,014	$ 45,014	$ 45,014	$ 45,014	$ 45,014	$ 45,014	$ 58,342
373	627000175		$ -	$ -	$ -	$ -	$ -	$ -	$ -	$ -
374	627000176		$ -	$ -	$ -	$ -	$ -	$ -	$ -	$ -
375	626000177		$ -	$ -	$ -	$ -	$ -	$ -	$ -	$ -
376	626000178		$ -	$ -	$ -	$ -	$ -	$ -	$ -	$ -
377	626000179		$ -	$ -	$ -	$ -	$ -	$ -	$ -	$ -
378	626000180		$ -	$ -	$ -	$ -	$ -	$ -	$ -	$ -
379	626000181		$ -	$ -	$ -	$ -	$ -	$ -	$ -	$ -
380	626000182		$ -	$ -	$ -	$ -	$ -	$ -	$ -	$ -
381	626000183		$ -	$ -	$ -	$ -	$ -	$ -	$ -	$ -
382	626000184		$ -	$ -	$ -	$ -	$ -	$ -	$ -	$ -
383	626000185		$ -	$ -	$ -	$ -	$ -	$ -	$ -	$ -
384	625000186		$ -	$ -	$ -	$ -	$ -	$ -	$ -	$ -
385	625000187		$ -	$ -	$ -	$ -	$ -	$ -	$ -	$ -
386	634000188		$ -	$ -	$ -	$ -	$ -	$ -	$ -	$ -
387	662000189		$ -	$ -	$ -	$ -	$ -	$ -	$ -	$ -
388	662000190		$ -	$ -	$ -	$ -	$ -	$ -	$ -	$ -
389	662000191		$ -	$ -	$ -	$ -	$ -	$ -	$ -	$ -
390	662000192		$ -	$ -	$ -	$ -	$ -	$ -	$ -	$ -
391	667000193		$ -	$ -	$ -	$ -	$ -	$ -	$ -	$ -
392	667000194		$ -	$ -	$ -	$ -	$ -	$ -	$ -	$ -
393	667000195		$ -	$ -	$ -	$ -	$ -	$ -	$ -	$ -
394	667000196		$ -	$ -	$ -	$ -	$ -	$ -	$ -	$ -
395	660000197		$ -	$ -	$ -	$ -	$ -	$ -	$ -	$ -

Sponsored by NMGC Witness Erik C. Buchanan

NEW MEXICO GAS COMPANY, INC.

Gross Balances
Base Period - 12 Months Ending March 31, 2023
Future Test Year - 12 Months Ending September 30, 2025

	A	B	C	D	E	F	G	H	I	J	K	L	M
1			Adjusted Base Period										
2			Balance	Balance	Balance	Balance	Balance	Balance	Balance	Balance	Balance	Balance	Balance
3	Investment Number / Beginning Balance	FERC Account	3/31/2023	4/30/2023	5/31/2023	6/30/2023	7/31/2023	8/31/2023	9/30/2023	10/31/2023	11/30/2023	12/31/2023	1/31/2024
396	660000198		$ -	$ -	$ -	$ -	$ -	$ -	$ -	$ -	$ -	$ -	$ -
397	660000199		$ -	$ -	$ -	$ -	$ -	$ -	$ -	$ -	$ -	$ -	$ -
398	660000200		$ -	$ -	$ -	$ -	$ -	$ -	$ -	$ -	$ -	$ -	$ -
399	662000201		$ -	$ -	$ -	$ -	$ -	$ -	$ -	$ -	$ -	$ -	$ -
400	662000202		$ -	$ -	$ -	$ -	$ -	$ -	$ -	$ -	$ -	$ -	$ -
401	662000203		$ -	$ -	$ -	$ -	$ -	$ -	$ -	$ -	$ -	$ -	$ -
402	662000204		$ -	$ -	$ -	$ -	$ -	$ -	$ -	$ -	$ -	$ -	$ -
403	662000205		$ -	$ -	$ -	$ -	$ -	$ -	$ -	$ -	$ -	$ -	$ -
404	667000206		$ -	$ -	$ -	$ -	$ -	$ -	$ -	$ -	$ -	$ -	$ -
405	667000207		$ -	$ -	$ -	$ -	$ -	$ -	$ -	$ -	$ -	$ -	$ -
406	667000208		$ -	$ -	$ -	$ -	$ -	$ -	$ -	$ -	$ -	$ -	$ -
407	667000209		$ -	$ -	$ -	$ -	$ -	$ -	$ -	$ -	$ -	$ -	$ -
408	667000210		$ -	$ -	$ -	$ -	$ -	$ -	$ -	$ -	$ -	$ -	$ -
409	660000211		$ -	$ -	$ -	$ -	$ -	$ -	$ -	$ -	$ -	$ -	$ -
410	660000212		$ -	$ -	$ -	$ -	$ -	$ -	$ -	$ -	$ -	$ -	$ -
411	660000213		$ -	$ -	$ -	$ -	$ -	$ -	$ -	$ -	$ -	$ -	$ -
412	660000214		$ -	$ -	$ -	$ -	$ -	$ -	$ -	$ -	$ -	$ -	$ -
413	660000215		$ -	$ -	$ -	$ -	$ -	$ -	$ -	$ -	$ -	$ -	$ -
414	660000216		$ -	$ -	$ -	$ -	$ -	$ -	$ -	$ -	$ -	$ -	$ -
415	680000217		$ -	$ -	$ -	$ -	$ -	$ -	$ -	$ -	$ -	$ -	$ -
416	680000218		$ -	$ -	$ -	$ -	$ -	$ -	$ -	$ -	$ -	$ -	$ -
417	680000219		$ -	$ -	$ -	$ -	$ -	$ -	$ -	$ -	$ -	$ -	$ -
418	684000220		$ -	$ -	$ -	$ -	$ -	$ -	$ -	$ -	$ -	$ -	$ -
419	684000221		$ -	$ -	$ -	$ -	$ -	$ -	$ -	$ -	$ -	$ -	$ -
420	684000222		$ -	$ -	$ -	$ -	$ -	$ -	$ -	$ -	$ -	$ -	$ -
421	684000223		$ -	$ -	$ -	$ -	$ -	$ -	$ -	$ -	$ -	$ -	$ -
422	685000224		$ -	$ -	$ -	$ -	$ -	$ -	$ -	$ -	$ -	$ -	$ -
423	685000225		$ -	$ -	$ -	$ -	$ -	$ -	$ -	$ -	$ -	$ -	$ -
424	685000226		$ -	$ -	$ -	$ -	$ -	$ -	$ -	$ -	$ -	$ -	$ -
425	680000227		$ -	$ -	$ -	$ -	$ -	$ -	$ -	$ -	$ -	$ -	$ -
426	680000228	376.1	$ -	$ -	$ -	$ -	$ -	$ -	$ -	$ -	$ -	$ -	$ -
427	680000228	376.2	$ -	$ -	$ -	$ -	$ -	$ -	$ -	$ -	$ -	$ -	$ -
428	680000228	376.4	$ -	$ -	$ -	$ -	$ -	$ -	$ -	$ -	$ -	$ -	$ -
429	680000228	380.0	$ -	$ -	$ -	$ -	$ -	$ -	$ -	$ -	$ -	$ -	$ -
430	680000229		$ -	$ -	$ -	$ -	$ -	$ -	$ -	$ -	$ -	$ -	$ -
431	680000230		$ -	$ -	$ -	$ -	$ -	$ -	$ -	$ -	$ -	$ -	$ -
432	680000231	378.0	$ -	$ -	$ -	$ -	$ -	$ -	$ -	$ -	$ -	$ -	$ -
433	680000231	385.0	$ -	$ -	$ -	$ -	$ -	$ -	$ -	$ -	$ -	$ -	$ -
434	680000232		$ -	$ -	$ -	$ -	$ -	$ -	$ -	$ -	$ -	$ -	$ -
435	680000233		$ -	$ -	$ -	$ -	$ -	$ -	$ -	$ -	$ -	$ -	$ -
436	684000234		$ -	$ -	$ -	$ -	$ -	$ -	$ -	$ -	$ -	$ -	$ -
437	684000235		$ -	$ -	$ -	$ -	$ -	$ -	$ -	$ -	$ -	$ -	$ -
438	684000236		$ -	$ -	$ -	$ -	$ -	$ -	$ -	$ -	$ -	$ -	$ -
439	684000237		$ -	$ -	$ -	$ -	$ -	$ -	$ -	$ -	$ -	$ -	$ -
440	684000238		$ -	$ -	$ -	$ -	$ -	$ -	$ -	$ -	$ -	$ -	$ -
441	685000239		$ -	$ -	$ -	$ -	$ -	$ -	$ -	$ -	$ -	$ -	$ -
442	685000240		$ -	$ -	$ -	$ -	$ -	$ -	$ -	$ -	$ -	$ -	$ -
443	685000241	378.0	$ -	$ -	$ -	$ -	$ -	$ -	$ -	$ -	$ -	$ -	$ -
444	685000241	385.0	$ -	$ -	$ -	$ -	$ -	$ -	$ -	$ -	$ -	$ -	$ -

NEW MEXICO GAS COMPANY, INC.

Gross Balances
Base Period - 12 Months Ending March 31, 2023
Future Test Year - 12 Months Ending September 30, 2025

	A	B	N	O	P	Q	R	S	T	U	V	W	X	Y
1														
2			Balance	Balance	Balance	Balance	Balance	Balance	Balance	Balance	Balance	Balance	Balance	Balance
3	Investment Number / Beginning Balance	FERC Account	2/29/2024	3/31/2024	4/30/2024	5/31/2024	6/30/2024	7/31/2024	8/31/2024	9/30/2024	10/31/2024	11/30/2024	12/31/2024	1/31/2025
396	660000198		$ -	$ -	$ -	$ -	$ -	$ -	$ -	$ -	$ -	$ -	$ -	$ -
397	660000199		$ -	$ -	$ -	$ -	$ -	$ -	$ -	$ -	$ -	$ -	$ -	$ -
398	660000200		$ -	$ -	$ -	$ -	$ -	$ -	$ -	$ -	$ -	$ -	$ -	$ -
399	662000201		$ -	$ -	$ -	$ -	$ -	$ -	$ -	$ -	$ -	$ -	$ -	$ -
400	662000202		$ -	$ -	$ -	$ -	$ -	$ -	$ -	$ -	$ -	$ -	$ -	$ -
401	662000203		$ -	$ -	$ -	$ -	$ -	$ -	$ -	$ -	$ -	$ -	$ -	$ -
402	662000204		$ -	$ -	$ -	$ -	$ -	$ -	$ -	$ -	$ -	$ -	$ -	$ -
403	662000205		$ -	$ -	$ -	$ -	$ -	$ -	$ -	$ -	$ -	$ -	$ -	$ -
404	667000206		$ -	$ -	$ -	$ -	$ -	$ -	$ -	$ -	$ -	$ -	$ -	$ -
405	667000207		$ -	$ -	$ -	$ -	$ -	$ -	$ -	$ -	$ -	$ -	$ -	$ -
406	667000208		$ -	$ -	$ -	$ -	$ -	$ -	$ -	$ -	$ -	$ -	$ -	$ -
407	667000209		$ -	$ -	$ -	$ -	$ -	$ -	$ -	$ -	$ -	$ -	$ -	$ -
408	667000210		$ -	$ -	$ -	$ -	$ -	$ -	$ -	$ -	$ -	$ -	$ -	$ -
409	660000211		$ -	$ -	$ -	$ -	$ -	$ -	$ -	$ -	$ -	$ -	$ -	$ -
410	660000212		$ -	$ -	$ -	$ -	$ -	$ -	$ -	$ -	$ -	$ -	$ -	$ -
411	660000213		$ -	$ -	$ -	$ -	$ -	$ -	$ -	$ -	$ -	$ -	$ -	$ -
412	660000214		$ -	$ -	$ -	$ -	$ -	$ -	$ -	$ -	$ -	$ -	$ -	$ -
413	660000215		$ -	$ -	$ -	$ -	$ -	$ -	$ -	$ -	$ -	$ -	$ -	$ -
414	660000216		$ -	$ -	$ -	$ -	$ -	$ -	$ -	$ -	$ -	$ -	$ -	$ -
415	680000217		$ -	$ -	$ -	$ -	$ -	$ -	$ -	$ -	$ -	$ -	$ -	$ -
416	680000218		$ -	$ -	$ -	$ -	$ -	$ -	$ -	$ -	$ -	$ -	$ -	$ -
417	680000219		$ -	$ -	$ -	$ -	$ -	$ -	$ -	$ -	$ -	$ -	$ -	$ -
418	684000220		$ -	$ -	$ -	$ -	$ -	$ -	$ -	$ -	$ -	$ -	$ -	$ -
419	684000221		$ -	$ -	$ -	$ -	$ -	$ -	$ -	$ -	$ -	$ -	$ -	$ -
420	684000222		$ -	$ -	$ -	$ -	$ -	$ -	$ -	$ -	$ -	$ -	$ -	$ -
421	684000223		$ -	$ -	$ -	$ -	$ -	$ -	$ -	$ -	$ -	$ -	$ -	$ -
422	685000224		$ -	$ -	$ -	$ -	$ -	$ -	$ -	$ -	$ -	$ -	$ -	$ -
423	685000225		$ -	$ -	$ -	$ -	$ -	$ -	$ -	$ -	$ -	$ -	$ -	$ -
424	685000226		$ -	$ -	$ -	$ -	$ -	$ -	$ -	$ -	$ -	$ -	$ -	$ -
425	680000227		$ -	$ -	$ -	$ -	$ -	$ -	$ -	$ -	$ -	$ -	$ -	$ -
426	680000228	376.1	$ -	$ -	$ -	$ -	$ -	$ -	$ -	$ -	$ -	$ -	$ -	$ -
427	680000228	376.2	$ -	$ -	$ -	$ -	$ -	$ -	$ -	$ -	$ -	$ -	$ -	$ -
428	680000228	376.4	$ -	$ -	$ -	$ -	$ -	$ -	$ -	$ -	$ -	$ -	$ -	$ -
429	680000228	380.0	$ -	$ -	$ -	$ -	$ -	$ -	$ -	$ -	$ -	$ -	$ -	$ -
430	680000229		$ -	$ -	$ -	$ -	$ -	$ -	$ -	$ -	$ -	$ -	$ -	$ -
431	680000230		$ -	$ -	$ -	$ -	$ -	$ -	$ -	$ -	$ -	$ -	$ -	$ -
432	680000231	378.0	$ -	$ -	$ -	$ -	$ -	$ -	$ -	$ -	$ -	$ -	$ -	$ -
433	680000231	385.0	$ -	$ -	$ -	$ -	$ -	$ -	$ -	$ -	$ -	$ -	$ -	$ -
434	680000232		$ -	$ -	$ -	$ -	$ -	$ -	$ -	$ -	$ -	$ -	$ -	$ -
435	680000233		$ -	$ -	$ -	$ -	$ -	$ -	$ -	$ -	$ -	$ -	$ -	$ -
436	684000234		$ -	$ -	$ -	$ -	$ -	$ -	$ -	$ -	$ -	$ -	$ -	$ -
437	684000235		$ -	$ -	$ -	$ -	$ -	$ -	$ -	$ -	$ -	$ -	$ -	$ -
438	684000236		$ -	$ -	$ -	$ -	$ -	$ -	$ -	$ -	$ -	$ -	$ -	$ -
439	684000237		$ -	$ -	$ -	$ -	$ -	$ -	$ -	$ -	$ -	$ -	$ -	$ -
440	684000238		$ -	$ -	$ -	$ -	$ -	$ -	$ -	$ -	$ -	$ -	$ -	$ -
441	685000239		$ -	$ -	$ -	$ -	$ -	$ -	$ -	$ -	$ -	$ -	$ -	$ -
442	685000240		$ -	$ -	$ -	$ -	$ -	$ -	$ -	$ -	$ -	$ -	$ -	$ -
443	685000241	378.0	$ -	$ 548	$ 548	$ 548	$ 1,371	$ 1,371	$ 1,371	$ 2,193	$ 2,193	$ 2,193	$ 3,290	$ 3,290
444	685000241	385.0	$ -	$ 1,482	$ 1,482	$ 1,482	$ 3,706	$ 3,706	$ 3,706	$ 5,930	$ 5,930	$ 5,930	$ 8,894	$ 8,894

Sponsored by NMGC Witness Erik C. Buchanan

WP Plant 3 Gross Balances

NEW MEXICO GAS COMPANY, INC.

Gross Balances
Base Period - 12 Months Ending March 31, 2023
Future Test Year - 12 Months Ending September 30, 2025

	A	B	Z	AA	AB	AC	AD	AE	AF	AG
1										
2			Balance	Balance	Balance	Balance	Balance	Balance	Balance	Balance
3	Investment Number / Beginning Balance	FERC Account	2/28/2025	3/31/2025	4/30/2025	5/31/2025	6/30/2025	7/31/2025	8/31/2025	9/30/2025
396	660000198		$ -	$ -	$ -	$ -	$ -	$ -	$ -	$ -
397	660000199		$ -	$ -	$ -	$ -	$ -	$ -	$ -	$ -
398	660000200		$ -	$ -	$ -	$ -	$ -	$ -	$ -	$ -
399	662000201		$ -	$ -	$ -	$ -	$ -	$ -	$ -	$ -
400	662000202		$ -	$ -	$ -	$ -	$ -	$ -	$ -	$ -
401	662000203		$ -	$ -	$ -	$ -	$ -	$ -	$ -	$ -
402	662000204		$ -	$ -	$ -	$ -	$ -	$ -	$ -	$ -
403	662000205		$ -	$ -	$ -	$ -	$ -	$ -	$ -	$ -
404	667000206		$ -	$ -	$ -	$ -	$ -	$ -	$ -	$ -
405	667000207		$ -	$ -	$ -	$ -	$ -	$ -	$ -	$ -
406	667000208		$ -	$ -	$ -	$ -	$ -	$ -	$ -	$ -
407	667000209		$ -	$ -	$ -	$ -	$ -	$ -	$ -	$ -
408	667000210		$ -	$ -	$ -	$ -	$ -	$ -	$ -	$ -
409	660000211		$ -	$ -	$ -	$ -	$ -	$ -	$ -	$ -
410	660000212		$ -	$ -	$ -	$ -	$ -	$ -	$ -	$ -
411	660000213		$ -	$ -	$ -	$ -	$ -	$ -	$ -	$ -
412	660000214		$ -	$ -	$ -	$ -	$ -	$ -	$ -	$ -
413	660000215		$ -	$ -	$ -	$ -	$ -	$ -	$ -	$ -
414	660000216		$ -	$ -	$ -	$ -	$ -	$ -	$ -	$ -
415	680000217		$ -	$ -	$ -	$ -	$ -	$ -	$ -	$ -
416	680000218		$ -	$ -	$ -	$ -	$ -	$ -	$ -	$ -
417	680000219		$ -	$ -	$ -	$ -	$ -	$ -	$ -	$ -
418	684000220		$ -	$ -	$ -	$ -	$ -	$ -	$ -	$ -
419	684000221		$ -	$ -	$ -	$ -	$ -	$ -	$ -	$ -
420	684000222		$ -	$ -	$ -	$ -	$ -	$ -	$ -	$ -
421	684000223		$ -	$ -	$ -	$ -	$ -	$ -	$ -	$ -
422	685000224		$ -	$ -	$ -	$ -	$ -	$ -	$ -	$ -
423	685000225		$ -	$ -	$ -	$ -	$ -	$ -	$ -	$ -
424	685000226		$ -	$ -	$ -	$ -	$ -	$ -	$ -	$ -
425	680000227		$ -	$ -	$ -	$ -	$ -	$ -	$ -	$ -
426	680000228	376.1	$ -	$ -	$ -	$ -	$ -	$ -	$ -	$ -
427	680000228	376.2	$ -	$ -	$ -	$ -	$ -	$ -	$ -	$ -
428	680000228	376.4	$ -	$ -	$ -	$ -	$ -	$ -	$ -	$ -
429	680000228	380.0	$ -	$ -	$ -	$ -	$ -	$ -	$ -	$ -
430	680000229		$ -	$ -	$ -	$ -	$ -	$ -	$ -	$ -
431	680000230		$ -	$ -	$ -	$ -	$ -	$ -	$ -	$ -
432	680000231	378.0	$ -	$ -	$ -	$ -	$ -	$ -	$ -	$ -
433	680000231	385.0	$ -	$ -	$ -	$ -	$ -	$ -	$ -	$ -
434	680000232		$ -	$ -	$ -	$ -	$ -	$ -	$ -	$ -
435	680000233		$ -	$ -	$ -	$ -	$ -	$ -	$ -	$ -
436	684000234		$ -	$ -	$ -	$ -	$ -	$ -	$ -	$ -
437	684000235		$ -	$ -	$ -	$ -	$ -	$ -	$ -	$ -
438	684000236		$ -	$ -	$ -	$ -	$ -	$ -	$ -	$ -
439	684000237		$ -	$ -	$ -	$ -	$ -	$ -	$ -	$ -
440	684000238		$ -	$ -	$ -	$ -	$ -	$ -	$ -	$ -
441	685000239		$ -	$ -	$ -	$ -	$ -	$ -	$ -	$ -
442	685000240		$ -	$ -	$ -	$ -	$ -	$ -	$ -	$ -
443	685000241	378.0	$ 3,290	$ 3,835	$ 3,835	$ 3,835	$ 4,654	$ 4,654	$ 4,654	$ 5,472
444	685000241	385.0	$ 8,894	$ 10,369	$ 10,369	$ 10,369	$ 12,582	$ 12,582	$ 12,582	$ 14,794

Sponsored by NMGC Witness Erik C. Buchanan

WP Plant 3 Gross Balances

NEW MEXICO GAS COMPANY, INC.

Gross Balances
Base Period - 12 Months Ending March 31, 2023
Future Test Year - 12 Months Ending September 30, 2025

	A	B	C	D	E	F	G	H	I	J	K	L	M
1			Adjusted Base Period										
2			Balance	Balance	Balance	Balance	Balance	Balance	Balance	Balance	Balance	Balance	Balance
3	Investment Number / Beginning Balance	FERC Account	3/31/2023	4/30/2023	5/31/2023	6/30/2023	7/31/2023	8/31/2023	9/30/2023	10/31/2023	11/30/2023	12/31/2023	1/31/2024
445	685000242		$ -	$ -	$ -	$ -	$ -	$ -	$ -	$ -	$ -	$ -	$ -
446	685000243		$ -	$ -	$ -	$ -	$ -	$ -	$ -	$ -	$ -	$ -	$ -
447	601000244	369.0	$ -	$ -	$ -	$ -	$ -	$ -	$ -	$ -	$ -	$ -	$ -
448	601000245	368.0	$ -	$ -	$ -	$ -	$ -	$ -	$ -	$ -	$ -	$ -	$ -
449	601000245	369.0	$ -	$ -	$ -	$ -	$ -	$ -	$ -	$ -	$ -	$ -	$ -
450	610000246	390.0	$ -	$ -	$ -	$ -	$ -	$ -	$ -	$ -	$ -	$ -	$ -
451	601000247	393.0	$ -	$ -	$ -	$ -	$ -	$ -	$ -	$ -	$ -	$ -	$ -
452	601000247	396.0	$ -	$ -	$ -	$ -	$ -	$ -	$ -	$ -	$ -	$ -	$ -
453	601000248	392.0	$ -	$ -	$ -	$ -	$ -	$ -	$ -	$ -	$ -	$ -	$ -
454	601000248	392.1	$ -	$ -	$ -	$ -	$ -	$ -	$ -	$ -	$ -	$ -	$ -
455	601000248	392.2	$ -	$ -	$ -	$ -	$ -	$ -	$ -	$ -	$ -	$ -	$ -
456	601000248	392.3	$ -	$ -	$ -	$ -	$ -	$ -	$ -	$ -	$ -	$ -	$ -
457	601000249		$ -	$ -	$ -	$ -	$ -	$ -	$ -	$ -	$ -	$ -	$ -
458	621000250		$ -	$ -	$ -	$ -	$ -	$ -	$ -	$ -	$ -	$ -	$ -
459	622000251		$ -	$ -	$ -	$ -	$ -	$ -	$ -	$ -	$ -	$ -	$ -
460	632000252		$ -	$ -	$ -	$ -	$ -	$ -	$ -	$ -	$ -	$ -	$ -
461	632000253		$ -	$ -	$ -	$ -	$ -	$ -	$ -	$ -	$ -	$ -	$ -
462	633000254		$ -	$ -	$ -	$ -	$ -	$ -	$ -	$ -	$ -	$ -	$ -
463	610000255		$ -	$ -	$ -	$ -	$ -	$ -	$ -	$ -	$ -	$ -	$ -
464	620000256		$ -	$ -	$ -	$ -	$ -	$ -	$ -	$ -	$ -	$ -	$ -
465	624000257		$ -	$ -	$ -	$ -	$ -	$ -	$ -	$ -	$ -	$ -	$ -
466	627000258		$ -	$ -	$ -	$ -	$ -	$ -	$ -	$ -	$ -	$ -	$ -
467	624000259		$ -	$ -	$ -	$ -	$ -	$ -	$ -	$ -	$ -	$ -	$ -
468	629000260		$ -	$ -	$ -	$ -	$ -	$ -	$ -	$ -	$ -	$ -	$ -
469	626000261		$ -	$ -	$ -	$ -	$ -	$ -	$ -	$ -	$ -	$ -	$ -
470	662000262		$ -	$ -	$ -	$ -	$ -	$ -	$ -	$ -	$ -	$ -	$ -
471	660000263		$ -	$ -	$ -	$ -	$ -	$ -	$ -	$ -	$ -	$ -	$ -
472	667000264		$ -	$ -	$ -	$ -	$ -	$ -	$ -	$ -	$ -	$ -	$ -
473	680000265		$ -	$ -	$ -	$ -	$ -	$ -	$ -	$ -	$ -	$ -	$ -
474	684000266		$ -	$ -	$ -	$ -	$ -	$ -	$ -	$ -	$ -	$ -	$ -
475	610000267		$ -	$ -	$ -	$ -	$ -	$ -	$ -	$ -	$ -	$ -	$ -
476	610000268	303.3	$ -	$ -	$ -	$ -	$ -	$ -	$ -	$ -	$ -	$ -	$ -
477	601000500	367.1	$ -	$ -	$ -	$ -	$ -	$ -	$ -	$ -	$ -	$ -	$ -
478	601000500	368.0	$ -	$ -	$ -	$ -	$ -	$ -	$ -	$ -	$ -	$ -	$ -
479	601000500	369.0	$ -	$ -	$ -	$ -	$ -	$ -	$ -	$ -	$ -	$ -	$ -
480	T680000501	367.1	$ -	$ -	$ -	$ -	$ -	$ -	$ -	$ -	$ -	$ -	$ -
481	T680000501	368.0	$ -	$ -	$ -	$ -	$ -	$ -	$ -	$ -	$ -	$ -	$ -
482	T680000501	369.0	$ -	$ -	$ -	$ -	$ -	$ -	$ -	$ -	$ -	$ -	$ -
483	T610000502	367.1	$ -	$ -	$ -	$ -	$ -	$ -	$ -	$ -	$ -	$ -	$ -
484	T610000502	368.0	$ -	$ -	$ -	$ -	$ -	$ -	$ -	$ -	$ -	$ -	$ -
485	T610000502	369.0	$ -	$ -	$ -	$ -	$ -	$ -	$ -	$ -	$ -	$ -	$ -
486	T610000503		$ -	$ -	$ -	$ -	$ -	$ -	$ -	$ -	$ -	$ -	$ -
487	601000504	367.1	$ -	$ -	$ -	$ -	$ -	$ -	$ -	$ -	$ -	$ -	$ -
488	601000504	368.0	$ -	$ -	$ -	$ -	$ -	$ -	$ -	$ -	$ -	$ -	$ -
489	601000504	369.0	$ -	$ -	$ -	$ -	$ -	$ -	$ -	$ -	$ -	$ -	$ -
490	T680000505	367.1	$ -	$ -	$ -	$ -	$ -	$ -	$ -	$ -	$ -	$ -	$ -
491	T680000505	368.0	$ -	$ -	$ -	$ -	$ -	$ -	$ -	$ -	$ -	$ -	$ -
492	T680000505	369.0	$ -	$ -	$ -	$ -	$ -	$ -	$ -	$ -	$ -	$ -	$ -
493	T626000506	367.1	$ -	$ -	$ -	$ -	$ -	$ -	$ -	$ -	$ -	$ -	$ -

Sponsored by NMGC Witness Erik C. Buchanan

WP Plant 3 Gross Balances

NEW MEXICO GAS COMPANY, INC.

Gross Balances
Base Period - 12 Months Ending March 31, 2023
Future Test Year - 12 Months Ending September 30, 2025

	A	B	N	O	P	Q	R	S	T	U	V	W	X	Y
1														
2			Balance	Balance	Balance	Balance	Balance	Balance	Balance	Balance	Balance	Balance	Balance	Balance
3	Investment Number / Beginning Balance	FERC Account	2/29/2024	3/31/2024	4/30/2024	5/31/2024	6/30/2024	7/31/2024	8/31/2024	9/30/2024	10/31/2024	11/30/2024	12/31/2024	1/31/2025
445	685000242		$ -	$ -	$ -	$ -	$ -	$ -	$ -	$ -	$ -	$ -	$ -	$ -
446	685000243		$ -	$ -	$ -	$ -	$ -	$ -	$ -	$ -	$ -	$ -	$ -	$ -
447	601000244	369.0	$ -	$ -	$ -	$ -	$ -	$ -	$ -	$ -	$ -	$ -	$ -	$ -
448	601000245	368.0	$ -	$ -	$ -	$ -	$ -	$ -	$ -	$ -	$ -	$ -	$ -	$ -
449	601000245	369.0	$ -	$ -	$ -	$ -	$ -	$ -	$ -	$ -	$ -	$ -	$ -	$ -
450	610000246	390.0	$ -	$ -	$ -	$ -	$ -	$ -	$ -	$ -	$ -	$ -	$ -	$ -
451	601000247	393.0	$ -	$ -	$ -	$ -	$ -	$ -	$ -	$ -	$ -	$ -	$ -	$ -
452	601000247	396.0	$ -	$ -	$ -	$ -	$ -	$ -	$ -	$ -	$ -	$ -	$ -	$ -
453	601000248	392.0	$ -	$ -	$ -	$ -	$ -	$ -	$ -	$ -	$ -	$ -	$ -	$ -
454	601000248	392.1	$ -	$ -	$ -	$ -	$ -	$ -	$ -	$ -	$ -	$ -	$ -	$ -
455	601000248	392.2	$ -	$ -	$ -	$ -	$ -	$ -	$ -	$ -	$ -	$ -	$ -	$ -
456	601000248	392.3	$ -	$ -	$ -	$ -	$ -	$ -	$ -	$ -	$ -	$ -	$ -	$ -
457	601000249		$ -	$ -	$ -	$ -	$ -	$ -	$ -	$ -	$ -	$ -	$ -	$ -
458	621000250		$ -	$ -	$ -	$ -	$ -	$ -	$ -	$ -	$ -	$ -	$ -	$ -
459	622000251		$ -	$ -	$ -	$ -	$ -	$ -	$ -	$ -	$ -	$ -	$ -	$ -
460	632000252		$ -	$ -	$ -	$ -	$ -	$ -	$ -	$ -	$ -	$ -	$ -	$ -
461	632000253		$ -	$ -	$ -	$ -	$ -	$ -	$ -	$ -	$ -	$ -	$ -	$ -
462	633000254		$ -	$ -	$ -	$ -	$ -	$ -	$ -	$ -	$ -	$ -	$ -	$ -
463	610000255		$ -	$ -	$ -	$ -	$ -	$ -	$ -	$ -	$ -	$ -	$ -	$ -
464	620000256		$ -	$ -	$ -	$ -	$ -	$ -	$ -	$ -	$ -	$ -	$ -	$ -
465	624000257		$ -	$ -	$ -	$ -	$ -	$ -	$ -	$ -	$ -	$ -	$ -	$ -
466	627000258		$ -	$ -	$ -	$ -	$ -	$ -	$ -	$ -	$ -	$ -	$ -	$ -
467	624000259		$ -	$ -	$ -	$ -	$ -	$ -	$ -	$ -	$ -	$ -	$ -	$ -
468	629000260		$ -	$ -	$ -	$ -	$ -	$ -	$ -	$ -	$ -	$ -	$ -	$ -
469	626000261		$ -	$ -	$ -	$ -	$ -	$ -	$ -	$ -	$ -	$ -	$ -	$ -
470	662000262		$ -	$ -	$ -	$ -	$ -	$ -	$ -	$ -	$ -	$ -	$ -	$ -
471	660000263		$ -	$ -	$ -	$ -	$ -	$ -	$ -	$ -	$ -	$ -	$ -	$ -
472	667000264		$ -	$ -	$ -	$ -	$ -	$ -	$ -	$ -	$ -	$ -	$ -	$ -
473	680000265		$ -	$ -	$ -	$ -	$ -	$ -	$ -	$ -	$ -	$ -	$ -	$ -
474	684000266		$ -	$ -	$ -	$ -	$ -	$ -	$ -	$ -	$ -	$ -	$ -	$ -
475	610000267		$ -	$ -	$ -	$ -	$ -	$ -	$ -	$ -	$ -	$ -	$ -	$ -
476	610000268	303.3	$ -	$ -	$ -	$ -	$ -	$ -	$ -	$ -	$ -	$ -	$ -	$ -
477	601000500	367.1	$ -	$ -	$ -	$ -	$ -	$ -	$ -	$ -	$ -	$ -	$ -	$ -
478	601000500	368.0	$ -	$ -	$ -	$ -	$ -	$ -	$ -	$ -	$ -	$ -	$ -	$ -
479	601000500	369.0	$ -	$ -	$ -	$ -	$ -	$ -	$ -	$ -	$ -	$ -	$ -	$ -
480	T680000501	367.1	$ -	$ -	$ -	$ -	$ -	$ -	$ -	$ -	$ -	$ -	$ -	$ -
481	T680000501	368.0	$ -	$ -	$ -	$ -	$ -	$ -	$ -	$ -	$ -	$ -	$ -	$ -
482	T680000501	369.0	$ -	$ -	$ -	$ -	$ -	$ -	$ -	$ -	$ -	$ -	$ -	$ -
483	T610000502	367.1	$ -	$ -	$ -	$ -	$ -	$ -	$ -	$ -	$ -	$ -	$ -	$ -
484	T610000502	368.0	$ -	$ -	$ -	$ -	$ -	$ -	$ -	$ -	$ -	$ -	$ -	$ -
485	T610000502	369.0	$ -	$ -	$ -	$ -	$ -	$ -	$ -	$ -	$ -	$ -	$ -	$ -
486	T610000503		$ -	$ -	$ -	$ -	$ -	$ -	$ -	$ -	$ -	$ -	$ -	$ -
487	601000504	367.1	$ -	$ -	$ -	$ -	$ -	$ -	$ -	$ -	$ -	$ -	$ -	$ -
488	601000504	368.0	$ -	$ -	$ -	$ -	$ -	$ -	$ -	$ -	$ -	$ -	$ -	$ -
489	601000504	369.0	$ -	$ -	$ -	$ -	$ -	$ -	$ -	$ -	$ -	$ -	$ -	$ -
490	T680000505	367.1	$ -	$ -	$ -	$ -	$ -	$ -	$ -	$ -	$ -	$ -	$ -	$ -
491	T680000505	368.0	$ -	$ -	$ -	$ -	$ -	$ -	$ -	$ -	$ -	$ -	$ -	$ -
492	T680000505	369.0	$ -	$ -	$ -	$ -	$ -	$ -	$ -	$ -	$ -	$ -	$ -	$ -
493	T626000506	367.1	$ -	$ -	$ -	$ -	$ -	$ -	$ -	$ -	$ -	$ -	$ -	$ -

Sponsored by NMGC Witness Erik C. Buchanan

WP Plant 3 Gross Balances

NEW MEXICO GAS COMPANY, INC.

Gross Balances
Base Period - 12 Months Ending March 31, 2023
Future Test Year - 12 Months Ending September 30, 2025

	A	B	Z	AA	AB	AC	AD	AE	AF	AG
1										
2			Balance	Balance	Balance	Balance	Balance	Balance	Balance	Balance
3	Investment Number / Beginning Balance	FERC Account	2/28/2025	3/31/2025	4/30/2025	5/31/2025	6/30/2025	7/31/2025	8/31/2025	9/30/2025
445	685000242		$ -	$ -	$ -	$ -	$ -	$ -	$ -	$ -
446	685000243		$ -	$ -	$ -	$ -	$ -	$ -	$ -	$ -
447	601000244	369.0	$ -	$ -	$ -	$ -	$ -	$ -	$ -	$ -
448	601000245	368.0	$ -	$ -	$ -	$ -	$ -	$ -	$ -	$ -
449	601000245	369.0	$ -	$ -	$ -	$ -	$ -	$ -	$ -	$ -
450	610000246	390.0	$ -	$ -	$ -	$ -	$ -	$ -	$ -	$ -
451	601000247	393.0	$ -	$ -	$ -	$ -	$ -	$ -	$ -	$ -
452	601000247	396.0	$ -	$ -	$ -	$ -	$ -	$ -	$ -	$ -
453	601000248	392.0	$ -	$ -	$ -	$ -	$ -	$ -	$ -	$ -
454	601000248	392.1	$ -	$ -	$ -	$ -	$ -	$ -	$ -	$ -
455	601000248	392.2	$ -	$ -	$ -	$ -	$ -	$ -	$ -	$ -
456	601000248	392.3	$ -	$ -	$ -	$ -	$ -	$ -	$ -	$ -
457	601000249		$ -	$ -	$ -	$ -	$ -	$ -	$ -	$ -
458	621000250		$ -	$ -	$ -	$ -	$ -	$ -	$ -	$ -
459	622000251		$ -	$ -	$ -	$ -	$ -	$ -	$ -	$ -
460	632000252		$ -	$ -	$ -	$ -	$ -	$ -	$ -	$ -
461	632000253		$ -	$ -	$ -	$ -	$ -	$ -	$ -	$ -
462	633000254		$ -	$ -	$ -	$ -	$ -	$ -	$ -	$ -
463	610000255		$ -	$ -	$ -	$ -	$ -	$ -	$ -	$ -
464	620000256		$ -	$ -	$ -	$ -	$ -	$ -	$ -	$ -
465	624000257		$ -	$ -	$ -	$ -	$ -	$ -	$ -	$ -
466	627000258		$ -	$ -	$ -	$ -	$ -	$ -	$ -	$ -
467	624000259		$ -	$ -	$ -	$ -	$ -	$ -	$ -	$ -
468	629000260		$ -	$ -	$ -	$ -	$ -	$ -	$ -	$ -
469	626000261		$ -	$ -	$ -	$ -	$ -	$ -	$ -	$ -
470	662000262		$ -	$ -	$ -	$ -	$ -	$ -	$ -	$ -
471	660000263		$ -	$ -	$ -	$ -	$ -	$ -	$ -	$ -
472	667000264		$ -	$ -	$ -	$ -	$ -	$ -	$ -	$ -
473	680000265		$ -	$ -	$ -	$ -	$ -	$ -	$ -	$ -
474	684000266		$ -	$ -	$ -	$ -	$ -	$ -	$ -	$ -
475	610000267		$ -	$ -	$ -	$ -	$ -	$ -	$ -	$ -
476	610000268	303.3	$ -	$ -	$ -	$ -	$ -	$ -	$ -	$ -
477	601000500	367.1	$ -	$ -	$ -	$ -	$ -	$ -	$ -	$ -
478	601000500	368.0	$ -	$ -	$ -	$ -	$ -	$ -	$ -	$ -
479	601000500	369.0	$ -	$ -	$ -	$ -	$ -	$ -	$ -	$ -
480	T680000501	367.1	$ -	$ -	$ -	$ -	$ -	$ -	$ -	$ -
481	T680000501	368.0	$ -	$ -	$ -	$ -	$ -	$ -	$ -	$ -
482	T680000501	369.0	$ -	$ -	$ -	$ -	$ -	$ -	$ -	$ -
483	T610000502	367.1	$ -	$ -	$ -	$ -	$ -	$ -	$ -	$ -
484	T610000502	368.0	$ -	$ -	$ -	$ -	$ -	$ -	$ -	$ -
485	T610000502	369.0	$ -	$ -	$ -	$ -	$ -	$ -	$ -	$ -
486	T610000503		$ -	$ -	$ -	$ -	$ -	$ -	$ -	$ -
487	601000504	367.1	$ -	$ -	$ -	$ -	$ -	$ -	$ -	$ -
488	601000504	368.0	$ -	$ -	$ -	$ -	$ -	$ -	$ -	$ -
489	601000504	369.0	$ -	$ -	$ -	$ -	$ -	$ -	$ -	$ -
490	T680000505	367.1	$ -	$ -	$ -	$ -	$ -	$ -	$ -	$ -
491	T680000505	368.0	$ -	$ -	$ -	$ -	$ -	$ -	$ -	$ -
492	T680000505	369.0	$ -	$ -	$ -	$ -	$ -	$ -	$ -	$ -
493	T626000506	367.1	$ -	$ -	$ -	$ -	$ -	$ -	$ -	$ -

Sponsored by NMGC Witness Erik C. Buchanan

NEW MEXICO GAS COMPANY, INC.

Gross Balances
Base Period - 12 Months Ending March 31, 2023
Future Test Year - 12 Months Ending September 30, 2025

	A	B	C	D	E	F	G	H	I	J	K	L	M
1			Adjusted Base Period										
2			Balance	Balance	Balance	Balance	Balance	Balance	Balance	Balance	Balance	Balance	Balance
3	Investment Number / Beginning Balance	FERC Account	3/31/2023	4/30/2023	5/31/2023	6/30/2023	7/31/2023	8/31/2023	9/30/2023	10/31/2023	11/30/2023	12/31/2023	1/31/2024
494	T626000506	368.0	$ -	$ -	$ -	$ -	$ -	$ -	$ -	$ -	$ -	$ -	$ -
495	T626000506	369.0	$ -	$ -	$ -	$ -	$ -	$ -	$ -	$ -	$ -	$ -	$ -
496	T624000507	367.1	$ -	$ -	$ -	$ -	$ -	$ -	$ -	$ -	$ -	$ -	$ -
497	T624000507	368.0	$ -	$ -	$ -	$ -	$ -	$ -	$ -	$ -	$ -	$ -	$ -
498	T624000507	369.0	$ -	$ -	$ -	$ -	$ -	$ -	$ -	$ -	$ -	$ -	$ -
499	T610000508	367.1	$ -	$ -	$ -	$ -	$ -	$ -	$ -	$ -	$ -	$ -	$ -
500	T610000508	368.0	$ -	$ -	$ -	$ -	$ -	$ -	$ -	$ -	$ -	$ -	$ -
501	T610000508	369.0	$ -	$ -	$ -	$ -	$ -	$ -	$ -	$ -	$ -	$ -	$ -
502	T610000509	367.1	$ -	$ -	$ -	$ -	$ -	$ -	$ -	$ -	$ -	$ -	$ -
503	T610000509	368.0	$ -	$ -	$ -	$ -	$ -	$ -	$ -	$ -	$ -	$ -	$ -
504	T610000509	369.0	$ -	$ -	$ -	$ -	$ -	$ -	$ -	$ -	$ -	$ -	$ -
505	601000510	367.1	$ -	$ -	$ -	$ -	$ -	$ -	$ -	$ -	$ -	$ -	$ -
506	601000510	368.0	$ -	$ -	$ -	$ -	$ -	$ -	$ -	$ -	$ -	$ -	$ -
507	601000510	369.0	$ -	$ -	$ -	$ -	$ -	$ -	$ -	$ -	$ -	$ -	$ -
508	601000511	367.1	$ -	$ -	$ -	$ -	$ -	$ -	$ -	$ -	$ -	$ -	$ -
509	601000511	368.0	$ -	$ -	$ -	$ -	$ -	$ -	$ -	$ -	$ -	$ -	$ -
510	601000511	369.0	$ -	$ -	$ -	$ -	$ -	$ -	$ -	$ -	$ -	$ -	$ -
511	T660000512	367.1	$ -	$ -	$ -	$ -	$ -	$ -	$ -	$ -	$ -	$ -	$ -
512	T660000512	368.0	$ -	$ -	$ -	$ -	$ -	$ -	$ -	$ -	$ -	$ -	$ -
513	T660000512	369.0	$ -	$ -	$ -	$ -	$ -	$ -	$ -	$ -	$ -	$ -	$ -
514	601000513	367.1	$ -	$ -	$ -	$ 9,237	$ 9,237	$ 9,237	$ 13,520	$ 13,520	$ 13,520	$ 13,520	$ 13,520
515	601000513	368.0	$ -	$ -	$ -	$ 10,077	$ 10,077	$ 10,077	$ 14,749	$ 14,749	$ 14,749	$ 14,749	$ 14,749
516	601000513	369.0	$ -	$ -	$ -	$ 8,677	$ 8,677	$ 8,677	$ 12,700	$ 12,700	$ 12,700	$ 12,700	$ 12,700
517	T610000514		$ -	$ -	$ -	$ -	$ -	$ -	$ -	$ -	$ -	$ -	$ -
518	601000515	367.1	$ -	$ -	$ -	$ -	$ -	$ -	$ -	$ -	$ -	$ -	$ -
519	601000515	368.0	$ -	$ -	$ -	$ -	$ -	$ -	$ -	$ -	$ -	$ -	$ -
520	601000515	369.0	$ -	$ -	$ -	$ -	$ -	$ -	$ -	$ -	$ -	$ -	$ -
521	601000516	367.1	$ -	$ -	$ -	$ -	$ -	$ -	$ -	$ -	$ -	$ -	$ -
522	601000516	368.0	$ -	$ -	$ -	$ -	$ -	$ -	$ -	$ -	$ -	$ -	$ -
523	601000516	369.0	$ -	$ -	$ -	$ -	$ -	$ -	$ -	$ -	$ -	$ -	$ -
524	T624000517	367.1	$ -	$ -	$ -	$ -	$ -	$ -	$ -	$ -	$ -	$ -	$ -
525	T624000517	368.0	$ -	$ -	$ -	$ -	$ -	$ -	$ -	$ -	$ -	$ -	$ -
526	T624000517	369.0	$ -	$ -	$ -	$ -	$ -	$ -	$ -	$ -	$ -	$ -	$ -
527	627000518		$ -	$ -	$ -	$ -	$ -	$ -	$ -	$ -	$ -	$ -	$ -
528	T621000519	367.1	$ -	$ -	$ -	$ -	$ -	$ -	$ -	$ -	$ -	$ -	$ -
529	T621000519	368.0	$ -	$ -	$ -	$ -	$ -	$ -	$ -	$ -	$ -	$ -	$ -
530	T621000519	369.0	$ -	$ -	$ -	$ -	$ -	$ -	$ -	$ -	$ -	$ -	$ -
531	601000520	376.1	$ -	$ -	$ -	$ -	$ -	$ -	$ -	$ -	$ -	$ -	$ -
532	601000520	376.2	$ -	$ -	$ -	$ -	$ -	$ -	$ -	$ -	$ -	$ -	$ -
533	601000520	376.4	$ -	$ -	$ -	$ -	$ -	$ -	$ -	$ -	$ -	$ -	$ -
534	601000520	380.0	$ -	$ -	$ -	$ -	$ -	$ -	$ -	$ -	$ -	$ -	$ -
535	T624000521	367.1	$ -	$ -	$ -	$ -	$ -	$ -	$ -	$ -	$ -	$ -	$ -
536	601000522	303.3	$ -	$ -	$ -	$ -	$ -	$ -	$ -	$ -	$ -	$ -	$ -
537	601000523	303.3	$ -	$ -	$ -	$ 1,283,143	$ 1,283,143	$ 1,283,143	$ 1,283,143	$ 1,283,143	$ 1,283,143	$ 1,283,143	$ 1,283,143
538	601000524		$ -	$ -	$ -	$ -	$ -	$ -	$ -	$ -	$ -	$ -	$ -
539	610000525	376.1	$ -	$ -	$ -	$ -	$ -	$ -	$ -	$ -	$ -	$ -	$ -
540	610000525	376.2	$ -	$ -	$ -	$ -	$ -	$ -	$ -	$ -	$ -	$ -	$ -
541	610000525	376.4	$ -	$ -	$ -	$ -	$ -	$ -	$ -	$ -	$ -	$ -	$ -
542	610000525	380.0	$ -	$ -	$ -	$ -	$ -	$ -	$ -	$ -	$ -	$ -	$ -

Sponsored by NMGC Witness Erik C. Buchanan

NEW MEXICO GAS COMPANY, INC.

Gross Balances
Base Period - 12 Months Ending March 31, 2023
Future Test Year - 12 Months Ending September 30, 2025

	A	B	N	O	P	Q	R	S	T	U	V	W	X	Y
1														
2			Balance	Balance	Balance	Balance	Balance	Balance	Balance	Balance	Balance	Balance	Balance	Balance
3	Investment Number / Beginning Balance	FERC Account	2/29/2024	3/31/2024	4/30/2024	5/31/2024	6/30/2024	7/31/2024	8/31/2024	9/30/2024	10/31/2024	11/30/2024	12/31/2024	1/31/2025
494	T626000506	368.0	$ -	$ -	$ -	$ -	$ -	$ -	$ -	$ -	$ -	$ -	$ -	$ -
495	T626000506	369.0	$ -	$ -	$ -	$ -	$ -	$ -	$ -	$ -	$ -	$ -	$ -	$ -
496	T624000507	367.1	$ -	$ -	$ -	$ -	$ -	$ -	$ -	$ -	$ -	$ -	$ -	$ -
497	T624000507	368.0	$ -	$ -	$ -	$ -	$ -	$ -	$ -	$ -	$ -	$ -	$ -	$ -
498	T624000507	369.0	$ -	$ -	$ -	$ -	$ -	$ -	$ -	$ -	$ -	$ -	$ -	$ -
499	T610000508	367.1	$ -	$ -	$ -	$ -	$ -	$ -	$ -	$ -	$ -	$ -	$ -	$ -
500	T610000508	368.0	$ -	$ -	$ -	$ -	$ -	$ -	$ -	$ -	$ -	$ -	$ -	$ -
501	T610000508	369.0	$ -	$ -	$ -	$ -	$ -	$ -	$ -	$ -	$ -	$ -	$ -	$ -
502	T610000509	367.1	$ -	$ -	$ -	$ -	$ -	$ -	$ -	$ -	$ -	$ -	$ -	$ -
503	T610000509	368.0	$ -	$ -	$ -	$ -	$ -	$ -	$ -	$ -	$ -	$ -	$ -	$ -
504	T610000509	369.0	$ -	$ -	$ -	$ -	$ -	$ -	$ -	$ -	$ -	$ -	$ -	$ -
505	601000510	367.1	$ -	$ -	$ -	$ -	$ -	$ -	$ -	$ -	$ -	$ -	$ -	$ -
506	601000510	368.0	$ -	$ -	$ -	$ -	$ -	$ -	$ -	$ -	$ -	$ -	$ -	$ -
507	601000510	369.0	$ -	$ -	$ -	$ -	$ -	$ -	$ -	$ -	$ -	$ -	$ -	$ -
508	601000511	367.1	$ -	$ -	$ -	$ -	$ -	$ -	$ -	$ -	$ -	$ -	$ -	$ -
509	601000511	368.0	$ -	$ -	$ -	$ -	$ -	$ -	$ -	$ -	$ -	$ -	$ -	$ -
510	601000511	369.0	$ -	$ -	$ -	$ -	$ -	$ -	$ -	$ -	$ -	$ -	$ -	$ -
511	T660000512	367.1	$ -	$ -	$ -	$ -	$ -	$ -	$ -	$ -	$ -	$ -	$ -	$ -
512	T660000512	368.0	$ -	$ -	$ -	$ -	$ -	$ -	$ -	$ -	$ -	$ -	$ -	$ -
513	T660000512	369.0	$ -	$ -	$ -	$ -	$ -	$ -	$ -	$ -	$ -	$ -	$ -	$ -
514	601000513	367.1	$ 13,520	$ 13,520	$ 13,520	$ 13,520	$ 13,520	$ 13,520	$ 13,520	$ 13,520	$ 13,520	$ 13,520	$ 13,520	$ 13,520
515	601000513	368.0	$ 14,749	$ 14,749	$ 14,749	$ 14,749	$ 14,749	$ 14,749	$ 14,749	$ 14,749	$ 14,749	$ 14,749	$ 14,749	$ 14,749
516	601000513	369.0	$ 12,700	$ 12,700	$ 12,700	$ 12,700	$ 12,700	$ 12,700	$ 12,700	$ 12,700	$ 12,700	$ 12,700	$ 12,700	$ 12,700
517	T610000514		$ -	$ -	$ -	$ -	$ -	$ -	$ -	$ -	$ -	$ -	$ -	$ -
518	601000515	367.1	$ -	$ -	$ -	$ -	$ -	$ -	$ -	$ -	$ -	$ -	$ -	$ -
519	601000515	368.0	$ -	$ -	$ -	$ -	$ -	$ -	$ -	$ -	$ -	$ -	$ -	$ -
520	601000515	369.0	$ -	$ -	$ -	$ -	$ -	$ -	$ -	$ -	$ -	$ -	$ -	$ -
521	601000516	367.1	$ -	$ -	$ -	$ -	$ -	$ -	$ -	$ -	$ -	$ -	$ -	$ -
522	601000516	368.0	$ -	$ -	$ -	$ -	$ -	$ -	$ -	$ -	$ -	$ -	$ -	$ -
523	601000516	369.0	$ -	$ -	$ -	$ -	$ -	$ -	$ -	$ -	$ -	$ -	$ -	$ -
524	T624000517	367.1	$ -	$ -	$ -	$ -	$ -	$ -	$ -	$ -	$ -	$ -	$ -	$ -
525	T624000517	368.0	$ -	$ -	$ -	$ -	$ -	$ -	$ -	$ -	$ -	$ -	$ -	$ -
526	T624000517	369.0	$ -	$ -	$ -	$ -	$ -	$ -	$ -	$ -	$ -	$ -	$ -	$ -
527	627000518		$ -	$ -	$ -	$ -	$ -	$ -	$ -	$ -	$ -	$ -	$ -	$ -
528	T621000519	367.1	$ -	$ -	$ -	$ -	$ -	$ -	$ -	$ -	$ -	$ -	$ -	$ -
529	T621000519	368.0	$ -	$ -	$ -	$ -	$ -	$ -	$ -	$ -	$ -	$ -	$ -	$ -
530	T621000519	369.0	$ -	$ -	$ -	$ -	$ -	$ -	$ -	$ -	$ -	$ -	$ -	$ -
531	601000520	376.1	$ -	$ -	$ -	$ -	$ -	$ -	$ -	$ -	$ -	$ -	$ -	$ -
532	601000520	376.2	$ -	$ -	$ -	$ -	$ -	$ -	$ -	$ -	$ -	$ -	$ -	$ -
533	601000520	376.4	$ -	$ -	$ -	$ -	$ -	$ -	$ -	$ -	$ -	$ -	$ -	$ -
534	601000520	380.0	$ -	$ -	$ -	$ -	$ -	$ -	$ -	$ -	$ -	$ -	$ -	$ -
535	T624000521	367.1	$ -	$ -	$ -	$ -	$ -	$ -	$ -	$ -	$ -	$ -	$ -	$ -
536	601000522	303.3	$ -	$ -	$ -	$ -	$ -	$ -	$ -	$ -	$ -	$ -	$ -	$ -
537	601000523	303.3	$ 1,283,143	$ 1,283,143	$ 1,283,143	$ 1,283,143	$ 1,283,143	$ 1,283,143	$ 1,283,143	$ 1,283,143	$ 1,283,143	$ 1,283,143	$ 1,283,143	$ 1,283,143
538	601000524		$ -	$ -	$ -	$ -	$ -	$ -	$ -	$ -	$ -	$ -	$ -	$ -
539	610000525	376.1	$ -	$ -	$ -	$ -	$ -	$ -	$ -	$ -	$ -	$ -	$ -	$ -
540	610000525	376.2	$ -	$ -	$ -	$ -	$ -	$ -	$ -	$ -	$ -	$ -	$ -	$ -
541	610000525	376.4	$ -	$ -	$ -	$ -	$ -	$ -	$ -	$ -	$ -	$ -	$ -	$ -
542	610000525	380.0	$ -	$ -	$ -	$ -	$ -	$ -	$ -	$ -	$ -	$ -	$ -	$ -

Sponsored by NMGC Witness Erik C. Buchanan

NEW MEXICO GAS COMPANY, INC.

Gross Balances
Base Period - 12 Months Ending March 31, 2023
Future Test Year - 12 Months Ending September 30, 2025

	A	B	Z	AA	AB	AC	AD	AE	AF	AG
1										
2			Balance	Balance	Balance	Balance	Balance	Balance	Balance	Balance
3	Investment Number / Beginning Balance	FERC Account	2/28/2025	3/31/2025	4/30/2025	5/31/2025	6/30/2025	7/31/2025	8/31/2025	9/30/2025
494	T626000506	368.0	$ -	$ -	$ -	$ -	$ -	$ -	$ -	$ -
495	T626000506	369.0	$ -	$ -	$ -	$ -	$ -	$ -	$ -	$ -
496	T624000507	367.1	$ -	$ -	$ -	$ -	$ -	$ -	$ -	$ -
497	T624000507	368.0	$ -	$ -	$ -	$ -	$ -	$ -	$ -	$ -
498	T624000507	369.0	$ -	$ -	$ -	$ -	$ -	$ -	$ -	$ -
499	T610000508	367.1	$ -	$ -	$ -	$ -	$ -	$ -	$ -	$ -
500	T610000508	368.0	$ -	$ -	$ -	$ -	$ -	$ -	$ -	$ -
501	T610000508	369.0	$ -	$ -	$ -	$ -	$ -	$ -	$ -	$ -
502	T610000509	367.1	$ -	$ -	$ -	$ -	$ -	$ -	$ -	$ -
503	T610000509	368.0	$ -	$ -	$ -	$ -	$ -	$ -	$ -	$ -
504	T610000509	369.0	$ -	$ -	$ -	$ -	$ -	$ -	$ -	$ -
505	601000510	367.1	$ -	$ -	$ -	$ -	$ -	$ -	$ -	$ -
506	601000510	368.0	$ -	$ -	$ -	$ -	$ -	$ -	$ -	$ -
507	601000510	369.0	$ -	$ -	$ -	$ -	$ -	$ -	$ -	$ -
508	601000511	367.1	$ -	$ -	$ -	$ -	$ -	$ -	$ -	$ -
509	601000511	368.0	$ -	$ -	$ -	$ -	$ -	$ -	$ -	$ -
510	601000511	369.0	$ -	$ -	$ -	$ -	$ -	$ -	$ -	$ -
511	T660000512	367.1	$ -	$ -	$ -	$ -	$ -	$ -	$ -	$ -
512	T660000512	368.0	$ -	$ -	$ -	$ -	$ -	$ -	$ -	$ -
513	T660000512	369.0	$ -	$ -	$ -	$ -	$ -	$ -	$ -	$ -
514	601000513	367.1	$ 13,520	$ 13,520	$ 13,520	$ 13,520	$ 13,520	$ 13,520	$ 13,520	$ 13,520
515	601000513	368.0	$ 14,749	$ 14,749	$ 14,749	$ 14,749	$ 14,749	$ 14,749	$ 14,749	$ 14,749
516	601000513	369.0	$ 12,700	$ 12,700	$ 12,700	$ 12,700	$ 12,700	$ 12,700	$ 12,700	$ 12,700
517	T610000514		$ -	$ -	$ -	$ -	$ -	$ -	$ -	$ -
518	601000515	367.1	$ -	$ -	$ -	$ -	$ -	$ -	$ -	$ -
519	601000515	368.0	$ -	$ -	$ -	$ -	$ -	$ -	$ -	$ -
520	601000515	369.0	$ -	$ -	$ -	$ -	$ -	$ -	$ -	$ -
521	601000516	367.1	$ -	$ -	$ -	$ -	$ -	$ -	$ -	$ -
522	601000516	368.0	$ -	$ -	$ -	$ -	$ -	$ -	$ -	$ -
523	601000516	369.0	$ -	$ -	$ -	$ -	$ -	$ -	$ -	$ -
524	T624000517	367.1	$ -	$ -	$ -	$ -	$ -	$ -	$ -	$ -
525	T624000517	368.0	$ -	$ -	$ -	$ -	$ -	$ -	$ -	$ -
526	T624000517	369.0	$ -	$ -	$ -	$ -	$ -	$ -	$ -	$ -
527	627000518		$ -	$ -	$ -	$ -	$ -	$ -	$ -	$ -
528	T621000519	367.1	$ -	$ -	$ -	$ -	$ -	$ -	$ -	$ -
529	T621000519	368.0	$ -	$ -	$ -	$ -	$ -	$ -	$ -	$ -
530	T621000519	369.0	$ -	$ -	$ -	$ -	$ -	$ -	$ -	$ -
531	601000520	376.1	$ -	$ -	$ -	$ -	$ -	$ -	$ -	$ -
532	601000520	376.2	$ -	$ -	$ -	$ -	$ -	$ -	$ -	$ -
533	601000520	376.4	$ -	$ -	$ -	$ -	$ -	$ -	$ -	$ -
534	601000520	380.0	$ -	$ -	$ -	$ -	$ -	$ -	$ -	$ -
535	T624000521	367.1	$ -	$ -	$ -	$ -	$ -	$ -	$ -	$ -
536	601000522	303.3	$ -	$ -	$ -	$ -	$ -	$ -	$ -	$ -
537	601000523	303.3	$ 1,283,143	$ 1,283,143	$ 1,283,143	$ 1,283,143	$ 1,283,143	$ 1,283,143	$ 1,283,143	$ 1,283,143
538	601000524		$ -	$ -	$ -	$ -	$ -	$ -	$ -	$ -
539	610000525	376.1	$ -	$ -	$ -	$ -	$ -	$ -	$ -	$ -
540	610000525	376.2	$ -	$ -	$ -	$ -	$ -	$ -	$ -	$ -
541	610000525	376.4	$ -	$ -	$ -	$ -	$ -	$ -	$ -	$ -
542	610000525	380.0	$ -	$ -	$ -	$ -	$ -	$ -	$ -	$ -

NEW MEXICO GAS COMPANY, INC.

Gross Balances
Base Period - 12 Months Ending March 31, 2023
Future Test Year - 12 Months Ending September 30, 2025

	A	B	C	D	E	F	G	H	I	J	K	L	M
1			Adjusted Base Period										
2			Balance	Balance	Balance	Balance	Balance	Balance	Balance	Balance	Balance	Balance	Balance
3	Investment Number / Beginning Balance	FERC Account	3/31/2023	4/30/2023	5/31/2023	6/30/2023	7/31/2023	8/31/2023	9/30/2023	10/31/2023	11/30/2023	12/31/2023	1/31/2024
543	610000526	376.1	$ -	$ -	$ -	$ -	$ -	$ -	$ -	$ -	$ -	$ -	$ -
544	610000526	376.2	$ -	$ -	$ -	$ -	$ -	$ -	$ -	$ -	$ -	$ -	$ -
545	610000526	376.4	$ -	$ -	$ -	$ -	$ -	$ -	$ -	$ -	$ -	$ -	$ -
546	610000526	380.0	$ -	$ -	$ -	$ -	$ -	$ -	$ -	$ -	$ -	$ -	$ -
547	601000527	376.1	$ -	$ -	$ -	$ -	$ -	$ -	$ -	$ -	$ -	$ -	$ -
548	601000527	376.2	$ -	$ -	$ -	$ -	$ -	$ -	$ -	$ -	$ -	$ -	$ -
549	601000527	376.4	$ -	$ -	$ -	$ -	$ -	$ -	$ -	$ -	$ -	$ -	$ -
550	601000527	380.0	$ -	$ -	$ -	$ -	$ -	$ -	$ -	$ -	$ -	$ -	$ -
551	633000528	376.1	$ -	$ -	$ -	$ -	$ -	$ -	$ -	$ -	$ -	$ -	$ -
552	633000528	376.2	$ -	$ -	$ -	$ -	$ -	$ -	$ -	$ -	$ -	$ -	$ -
553	633000528	376.4	$ -	$ -	$ -	$ -	$ -	$ -	$ -	$ -	$ -	$ -	$ -
554	633000528	380.0	$ -	$ -	$ -	$ -	$ -	$ -	$ -	$ -	$ -	$ -	$ -
555	633000529	376.1	$ -	$ -	$ -	$ -	$ -	$ -	$ -	$ -	$ -	$ -	$ -
556	633000529	376.2	$ -	$ -	$ -	$ -	$ -	$ -	$ -	$ -	$ -	$ -	$ -
557	633000529	376.4	$ -	$ -	$ -	$ -	$ -	$ -	$ -	$ -	$ -	$ -	$ -
558	633000529	380.0	$ -	$ -	$ -	$ -	$ -	$ -	$ -	$ -	$ -	$ -	$ -
559	611000530		$ -	$ -	$ -	$ -	$ -	$ -	$ -	$ -	$ -	$ -	$ -
560	611000531		$ -	$ -	$ -	$ -	$ -	$ -	$ -	$ -	$ -	$ -	$ -
561	610000532		$ -	$ -	$ -	$ -	$ -	$ -	$ -	$ -	$ -	$ -	$ -
562	610000533	376.1	$ -	$ -	$ -	$ -	$ -	$ -	$ -	$ -	$ -	$ -	$ -
563	610000533	376.2	$ -	$ -	$ -	$ -	$ -	$ -	$ -	$ -	$ -	$ -	$ -
564	610000533	376.4	$ -	$ -	$ -	$ -	$ -	$ -	$ -	$ -	$ -	$ -	$ -
565	610000533	380.0	$ -	$ -	$ -	$ -	$ -	$ -	$ -	$ -	$ -	$ -	$ -
566	680000534	376.1	$ -	$ -	$ -	$ -	$ -	$ -	$ -	$ -	$ -	$ -	$ -
567	680000534	376.2	$ -	$ -	$ -	$ -	$ -	$ -	$ -	$ -	$ -	$ -	$ -
568	680000534	376.4	$ -	$ -	$ -	$ -	$ -	$ -	$ -	$ -	$ -	$ -	$ -
569	621000535		$ -	$ -	$ -	$ -	$ -	$ -	$ -	$ -	$ -	$ -	$ -
570	633000536	376.1	$ -	$ -	$ -	$ -	$ -	$ -	$ -	$ -	$ -	$ -	$ -
571	633000536	376.2	$ -	$ -	$ -	$ -	$ -	$ -	$ -	$ -	$ -	$ -	$ -
572	633000536	376.4	$ -	$ -	$ -	$ -	$ -	$ -	$ -	$ -	$ -	$ -	$ -
573	633000536	380.0	$ -	$ -	$ -	$ -	$ -	$ -	$ -	$ -	$ -	$ -	$ -
574	610000537	376.1	$ -	$ -	$ -	$ -	$ -	$ -	$ -	$ -	$ -	$ -	$ -
575	610000537	376.2	$ -	$ -	$ -	$ -	$ -	$ -	$ -	$ -	$ -	$ -	$ -
576	610000537	376.4	$ -	$ -	$ -	$ -	$ -	$ -	$ -	$ -	$ -	$ -	$ -
577	610000537	380.0	$ -	$ -	$ -	$ -	$ -	$ -	$ -	$ -	$ -	$ -	$ -
578	610000538	376.1	$ -	$ -	$ -	$ -	$ -	$ -	$ -	$ -	$ -	$ -	$ -
579	610000538	376.2	$ -	$ -	$ -	$ -	$ -	$ -	$ -	$ -	$ -	$ -	$ -
580	610000538	376.4	$ -	$ -	$ -	$ -	$ -	$ -	$ -	$ -	$ -	$ -	$ -
581	610000539	376.1	$ -	$ -	$ -	$ -	$ -	$ -	$ -	$ -	$ -	$ -	$ -
582	610000539	376.2	$ -	$ -	$ -	$ -	$ -	$ -	$ -	$ -	$ -	$ -	$ -
583	610000539	376.4	$ -	$ -	$ -	$ -	$ -	$ -	$ -	$ -	$ -	$ -	$ -
584	610000539	380.0	$ -	$ -	$ -	$ -	$ -	$ -	$ -	$ -	$ -	$ -	$ -
585	610000540		$ -	$ -	$ -	$ -	$ -	$ -	$ -	$ -	$ -	$ -	$ -
586	610000541	376.1	$ -	$ -	$ -	$ -	$ -	$ -	$ -	$ -	$ -	$ -	$ -
587	610000541	376.2	$ -	$ -	$ -	$ -	$ -	$ -	$ -	$ -	$ -	$ -	$ -
588	610000541	376.4	$ -	$ -	$ -	$ -	$ -	$ -	$ -	$ -	$ -	$ -	$ -
589	610000541	380.0	$ -	$ -	$ -	$ -	$ -	$ -	$ -	$ -	$ -	$ -	$ -
590	601000542	376.1	$ -	$ -	$ -	$ -	$ -	$ -	$ -	$ -	$ -	$ -	$ -
591	601000542	376.2	$ -	$ -	$ -	$ -	$ -	$ -	$ -	$ -	$ -	$ -	$ -

NEW MEXICO GAS COMPANY, INC.

Gross Balances
Base Period - 12 Months Ending March 31, 2023
Future Test Year - 12 Months Ending September 30, 2025

	A	B	N	O	P	Q	R	S	T	U	V	W	X	Y
1														
2			Balance	Balance	Balance	Balance	Balance	Balance	Balance	Balance	Balance	Balance	Balance	Balance
3	Investment Number / Beginning Balance	FERC Account	2/29/2024	3/31/2024	4/30/2024	5/31/2024	6/30/2024	7/31/2024	8/31/2024	9/30/2024	10/31/2024	11/30/2024	12/31/2024	1/31/2025
543	610000526	376.1	$ -	$ -	$ -	$ -	$ -	$ -	$ -	$ -	$ -	$ -	$ -	$ -
544	610000526	376.2	$ -	$ -	$ -	$ -	$ -	$ -	$ -	$ -	$ -	$ -	$ -	$ -
545	610000526	376.4	$ -	$ -	$ -	$ -	$ -	$ -	$ -	$ -	$ -	$ -	$ -	$ -
546	610000526	380.0	$ -	$ -	$ -	$ -	$ -	$ -	$ -	$ -	$ -	$ -	$ -	$ -
547	601000527	376.1	$ -	$ -	$ -	$ -	$ -	$ -	$ -	$ -	$ -	$ -	$ -	$ -
548	601000527	376.2	$ -	$ -	$ -	$ -	$ -	$ -	$ -	$ -	$ -	$ -	$ -	$ -
549	601000527	376.4	$ -	$ -	$ -	$ -	$ -	$ -	$ -	$ -	$ -	$ -	$ -	$ -
550	601000527	380.0	$ -	$ -	$ -	$ -	$ -	$ -	$ -	$ -	$ -	$ -	$ -	$ -
551	633000528	376.1	$ -	$ -	$ -	$ -	$ -	$ -	$ -	$ -	$ -	$ -	$ -	$ -
552	633000528	376.2	$ -	$ -	$ -	$ -	$ -	$ -	$ -	$ -	$ -	$ -	$ -	$ -
553	633000528	376.4	$ -	$ -	$ -	$ -	$ -	$ -	$ -	$ -	$ -	$ -	$ -	$ -
554	633000528	380.0	$ -	$ -	$ -	$ -	$ -	$ -	$ -	$ -	$ -	$ -	$ -	$ -
555	633000529	376.1	$ -	$ -	$ -	$ -	$ -	$ -	$ -	$ -	$ -	$ -	$ -	$ -
556	633000529	376.2	$ -	$ -	$ -	$ -	$ -	$ -	$ -	$ -	$ -	$ -	$ -	$ -
557	633000529	376.4	$ -	$ -	$ -	$ -	$ -	$ -	$ -	$ -	$ -	$ -	$ -	$ -
558	633000529	380.0	$ -	$ -	$ -	$ -	$ -	$ -	$ -	$ -	$ -	$ -	$ -	$ -
559	611000530		$ -	$ -	$ -	$ -	$ -	$ -	$ -	$ -	$ -	$ -	$ -	$ -
560	611000531		$ -	$ -	$ -	$ -	$ -	$ -	$ -	$ -	$ -	$ -	$ -	$ -
561	610000532		$ -	$ -	$ -	$ -	$ -	$ -	$ -	$ -	$ -	$ -	$ -	$ -
562	610000533	376.1	$ -	$ -	$ -	$ -	$ -	$ -	$ -	$ -	$ -	$ -	$ -	$ -
563	610000533	376.2	$ -	$ -	$ -	$ -	$ -	$ -	$ -	$ -	$ -	$ -	$ -	$ -
564	610000533	376.4	$ -	$ -	$ -	$ -	$ -	$ -	$ -	$ -	$ -	$ -	$ -	$ -
565	610000533	380.0	$ -	$ -	$ -	$ -	$ -	$ -	$ -	$ -	$ -	$ -	$ -	$ -
566	680000534	376.1	$ -	$ -	$ -	$ -	$ -	$ -	$ -	$ -	$ -	$ -	$ -	$ -
567	680000534	376.2	$ -	$ -	$ -	$ -	$ -	$ -	$ -	$ -	$ -	$ -	$ -	$ -
568	680000534	376.4	$ -	$ -	$ -	$ -	$ -	$ -	$ -	$ -	$ -	$ -	$ -	$ -
569	621000535		$ -	$ -	$ -	$ -	$ -	$ -	$ -	$ -	$ -	$ -	$ -	$ -
570	633000536	376.1	$ -	$ -	$ -	$ -	$ -	$ -	$ -	$ -	$ -	$ -	$ -	$ -
571	633000536	376.2	$ -	$ -	$ -	$ -	$ -	$ -	$ -	$ -	$ -	$ -	$ -	$ -
572	633000536	376.4	$ -	$ -	$ -	$ -	$ -	$ -	$ -	$ -	$ -	$ -	$ -	$ -
573	633000536	380.0	$ -	$ -	$ -	$ -	$ -	$ -	$ -	$ -	$ -	$ -	$ -	$ -
574	610000537	376.1	$ -	$ -	$ -	$ -	$ -	$ -	$ -	$ -	$ -	$ -	$ -	$ -
575	610000537	376.2	$ -	$ -	$ -	$ -	$ -	$ -	$ -	$ -	$ -	$ -	$ -	$ -
576	610000537	376.4	$ -	$ -	$ -	$ -	$ -	$ -	$ -	$ -	$ -	$ -	$ -	$ -
577	610000537	380.0	$ -	$ -	$ -	$ -	$ -	$ -	$ -	$ -	$ -	$ -	$ -	$ -
578	610000538	376.1	$ -	$ -	$ -	$ -	$ -	$ -	$ -	$ -	$ -	$ -	$ -	$ -
579	610000538	376.2	$ -	$ -	$ -	$ -	$ -	$ -	$ -	$ -	$ -	$ -	$ -	$ -
580	610000538	376.4	$ -	$ -	$ -	$ -	$ -	$ -	$ -	$ -	$ -	$ -	$ -	$ -
581	610000539	376.1	$ -	$ -	$ -	$ -	$ -	$ -	$ -	$ -	$ -	$ -	$ -	$ -
582	610000539	376.2	$ -	$ -	$ -	$ -	$ -	$ -	$ -	$ -	$ -	$ -	$ -	$ -
583	610000539	376.4	$ -	$ -	$ -	$ -	$ -	$ -	$ -	$ -	$ -	$ -	$ -	$ -
584	610000539	380.0	$ -	$ -	$ -	$ -	$ -	$ -	$ -	$ -	$ -	$ -	$ -	$ -
585	610000540		$ -	$ -	$ -	$ -	$ -	$ -	$ -	$ -	$ -	$ -	$ -	$ -
586	610000541	376.1	$ -	$ -	$ -	$ -	$ -	$ -	$ -	$ -	$ -	$ -	$ -	$ -
587	610000541	376.2	$ -	$ -	$ -	$ -	$ -	$ -	$ -	$ -	$ -	$ -	$ -	$ -
588	610000541	376.4	$ -	$ -	$ -	$ -	$ -	$ -	$ -	$ -	$ -	$ -	$ -	$ -
589	610000541	380.0	$ -	$ -	$ -	$ -	$ -	$ -	$ -	$ -	$ -	$ -	$ -	$ -
590	601000542	376.1	$ -	$ -	$ -	$ -	$ -	$ -	$ -	$ -	$ -	$ -	$ -	$ -
591	601000542	376.2	$ -	$ -	$ -	$ -	$ -	$ -	$ -	$ -	$ -	$ -	$ -	$ -

Sponsored by NMGC Witness Erik C. Buchanan

WP Plant 3 Gross Balances

NEW MEXICO GAS COMPANY, INC.

Gross Balances
Base Period - 12 Months Ending March 31, 2023
Future Test Year - 12 Months Ending September 30, 2025

	A	B	Z	AA	AB	AC	AD	AE	AF	AG
1										
2			Balance	Balance	Balance	Balance	Balance	Balance	Balance	Balance
3	Investment Number / Beginning Balance	FERC Account	2/28/2025	3/31/2025	4/30/2025	5/31/2025	6/30/2025	7/31/2025	8/31/2025	9/30/2025
543	610000526	376.1	$ -	$ -	$ -	$ -	$ -	$ -	$ -	$ -
544	610000526	376.2	$ -	$ -	$ -	$ -	$ -	$ -	$ -	$ -
545	610000526	376.4	$ -	$ -	$ -	$ -	$ -	$ -	$ -	$ -
546	610000526	380.0	$ -	$ -	$ -	$ -	$ -	$ -	$ -	$ -
547	601000527	376.1	$ -	$ -	$ -	$ -	$ -	$ -	$ -	$ -
548	601000527	376.2	$ -	$ -	$ -	$ -	$ -	$ -	$ -	$ -
549	601000527	376.4	$ -	$ -	$ -	$ -	$ -	$ -	$ -	$ -
550	601000527	380.0	$ -	$ -	$ -	$ -	$ -	$ -	$ -	$ -
551	633000528	376.1	$ -	$ -	$ -	$ -	$ -	$ -	$ -	$ -
552	633000528	376.2	$ -	$ -	$ -	$ -	$ -	$ -	$ -	$ -
553	633000528	376.4	$ -	$ -	$ -	$ -	$ -	$ -	$ -	$ -
554	633000528	380.0	$ -	$ -	$ -	$ -	$ -	$ -	$ -	$ -
555	633000529	376.1	$ -	$ -	$ -	$ -	$ -	$ -	$ -	$ -
556	633000529	376.2	$ -	$ -	$ -	$ -	$ -	$ -	$ -	$ -
557	633000529	376.4	$ -	$ -	$ -	$ -	$ -	$ -	$ -	$ -
558	633000529	380.0	$ -	$ -	$ -	$ -	$ -	$ -	$ -	$ -
559	611000530		$ -	$ -	$ -	$ -	$ -	$ -	$ -	$ -
560	611000531		$ -	$ -	$ -	$ -	$ -	$ -	$ -	$ -
561	610000532		$ -	$ -	$ -	$ -	$ -	$ -	$ -	$ -
562	610000533	376.1	$ -	$ -	$ -	$ -	$ -	$ -	$ -	$ -
563	610000533	376.2	$ -	$ -	$ -	$ -	$ -	$ -	$ -	$ -
564	610000533	376.4	$ -	$ -	$ -	$ -	$ -	$ -	$ -	$ -
565	610000533	380.0	$ -	$ -	$ -	$ -	$ -	$ -	$ -	$ -
566	680000534	376.1	$ -	$ -	$ -	$ -	$ -	$ -	$ -	$ -
567	680000534	376.2	$ -	$ -	$ -	$ -	$ -	$ -	$ -	$ -
568	680000534	376.4	$ -	$ -	$ -	$ -	$ -	$ -	$ -	$ -
569	621000535		$ -	$ -	$ -	$ -	$ -	$ -	$ -	$ -
570	633000536	376.1	$ -	$ -	$ -	$ -	$ -	$ -	$ -	$ -
571	633000536	376.2	$ -	$ -	$ -	$ -	$ -	$ -	$ -	$ -
572	633000536	376.4	$ -	$ -	$ -	$ -	$ -	$ -	$ -	$ -
573	633000536	380.0	$ -	$ -	$ -	$ -	$ -	$ -	$ -	$ -
574	610000537	376.1	$ -	$ -	$ -	$ -	$ -	$ -	$ -	$ -
575	610000537	376.2	$ -	$ -	$ -	$ -	$ -	$ -	$ -	$ -
576	610000537	376.4	$ -	$ -	$ -	$ -	$ -	$ -	$ -	$ -
577	610000537	380.0	$ -	$ -	$ -	$ -	$ -	$ -	$ -	$ -
578	610000538	376.1	$ -	$ -	$ -	$ -	$ -	$ -	$ -	$ -
579	610000538	376.2	$ -	$ -	$ -	$ -	$ -	$ -	$ -	$ -
580	610000538	376.4	$ -	$ -	$ -	$ -	$ -	$ -	$ -	$ -
581	610000539	376.1	$ -	$ -	$ -	$ -	$ -	$ -	$ -	$ -
582	610000539	376.2	$ -	$ -	$ -	$ -	$ -	$ -	$ -	$ -
583	610000539	376.4	$ -	$ -	$ -	$ -	$ -	$ -	$ -	$ -
584	610000539	380.0	$ -	$ -	$ -	$ -	$ -	$ -	$ -	$ -
585	610000540		$ -	$ -	$ -	$ -	$ -	$ -	$ -	$ -
586	610000541	376.1	$ -	$ -	$ -	$ -	$ -	$ -	$ -	$ -
587	610000541	376.2	$ -	$ -	$ -	$ -	$ -	$ -	$ -	$ -
588	610000541	376.4	$ -	$ -	$ -	$ -	$ -	$ -	$ -	$ -
589	610000541	380.0	$ -	$ -	$ -	$ -	$ -	$ -	$ -	$ -
590	601000542	376.1	$ -	$ -	$ -	$ -	$ -	$ -	$ -	$ -
591	601000542	376.2	$ -	$ -	$ -	$ -	$ -	$ -	$ -	$ -

Sponsored by NMGC Witness Erik C. Buchanan

NEW MEXICO GAS COMPANY, INC.

Gross Balances
Base Period - 12 Months Ending March 31, 2023
Future Test Year - 12 Months Ending September 30, 2025

	A	B	C	D	E	F	G	H	I	J	K	L	M
1			Adjusted Base Period										
2			Balance	Balance	Balance	Balance	Balance	Balance	Balance	Balance	Balance	Balance	Balance
3	Investment Number / Beginning Balance	FERC Account	3/31/2023	4/30/2023	5/31/2023	6/30/2023	7/31/2023	8/31/2023	9/30/2023	10/31/2023	11/30/2023	12/31/2023	1/31/2024
592	601000542	376.4	$ -	$ -	$ -	$ -	$ -	$ -	$ -	$ -	$ -	$ -	$ -
593	601000542	380.0	$ -	$ -	$ -	$ -	$ -	$ -	$ -	$ -	$ -	$ -	$ -
594	610000543		$ -	$ -	$ -	$ -	$ -	$ -	$ -	$ -	$ -	$ -	$ -
595	610000544	376.1	$ -	$ -	$ -	$ -	$ -	$ -	$ -	$ -	$ -	$ -	$ -
596	610000544	376.2	$ -	$ -	$ -	$ -	$ -	$ -	$ -	$ -	$ -	$ -	$ -
597	610000544	376.4	$ -	$ -	$ -	$ -	$ -	$ -	$ -	$ -	$ -	$ -	$ -
598	610000544	380.0	$ -	$ -	$ -	$ -	$ -	$ -	$ -	$ -	$ -	$ -	$ -
599	610000545	376.1	$ -	$ -	$ -	$ -	$ -	$ -	$ -	$ -	$ -	$ -	$ -
600	610000545	376.2	$ -	$ -	$ -	$ -	$ -	$ -	$ -	$ -	$ -	$ -	$ -
601	610000545	376.4	$ -	$ -	$ -	$ -	$ -	$ -	$ -	$ -	$ -	$ -	$ -
602	610000545	380.0	$ -	$ -	$ -	$ -	$ -	$ -	$ -	$ -	$ -	$ -	$ -
603	610000546		$ -	$ -	$ -	$ -	$ -	$ -	$ -	$ -	$ -	$ -	$ -
604	660000547		$ -	$ -	$ -	$ -	$ -	$ -	$ -	$ -	$ -	$ -	$ -
605	660000548	376.1	$ -	$ -	$ -	$ -	$ -	$ -	$ -	$ -	$ -	$ -	$ -
606	660000548	376.2	$ -	$ -	$ -	$ -	$ -	$ -	$ -	$ -	$ -	$ -	$ -
607	660000548	376.4	$ -	$ -	$ -	$ -	$ -	$ -	$ -	$ -	$ -	$ -	$ -
608	660000548	380.0	$ -	$ -	$ -	$ -	$ -	$ -	$ -	$ -	$ -	$ -	$ -
609	T626000549	367.1	$ -	$ -	$ -	$ -	$ -	$ -	$ -	$ -	$ -	$ -	$ -
610	T626000549	368.0	$ -	$ -	$ -	$ -	$ -	$ -	$ -	$ -	$ -	$ -	$ -
611	T626000549	369.0	$ -	$ -	$ -	$ -	$ -	$ -	$ -	$ -	$ -	$ -	$ -
612	605000550		$ -	$ -	$ -	$ -	$ -	$ -	$ -	$ -	$ -	$ -	$ -
613	620000551	376.1	$ -	$ -	$ -	$ -	$ -	$ -	$ -	$ -	$ -	$ -	$ -
614	620000551	376.2	$ -	$ -	$ -	$ -	$ -	$ -	$ -	$ -	$ -	$ -	$ -
615	620000551	376.4	$ -	$ -	$ -	$ -	$ -	$ -	$ -	$ -	$ -	$ -	$ -
616	624000552	390.0	$ -	$ -	$ -	$ -	$ -	$ -	$ -	$ -	$ -	$ -	$ -
617	624000553		$ -	$ -	$ -	$ -	$ -	$ -	$ -	$ -	$ -	$ -	$ -
618	620000554	376.1	$ -	$ -	$ -	$ -	$ -	$ -	$ -	$ -	$ -	$ -	$ -
619	620000554	376.2	$ -	$ -	$ -	$ -	$ -	$ -	$ -	$ -	$ -	$ -	$ -
620	620000554	376.4	$ -	$ -	$ -	$ -	$ -	$ -	$ -	$ -	$ -	$ -	$ -
621	620000554	380.0	$ -	$ -	$ -	$ -	$ -	$ -	$ -	$ -	$ -	$ -	$ -
622	620000555	376.1	$ -	$ -	$ -	$ -	$ -	$ -	$ -	$ -	$ -	$ -	$ -
623	620000555	376.2	$ -	$ -	$ -	$ -	$ -	$ -	$ -	$ -	$ -	$ -	$ -
624	620000555	376.4	$ -	$ -	$ -	$ -	$ -	$ -	$ -	$ -	$ -	$ -	$ -
625	620000555	380.0	$ -	$ -	$ -	$ -	$ -	$ -	$ -	$ -	$ -	$ -	$ -
626	620000556	376.1	$ -	$ -	$ -	$ -	$ -	$ -	$ -	$ -	$ -	$ -	$ -
627	620000556	376.2	$ -	$ -	$ -	$ -	$ -	$ -	$ -	$ -	$ -	$ -	$ -
628	620000556	376.4	$ -	$ -	$ -	$ -	$ -	$ -	$ -	$ -	$ -	$ -	$ -
629	620000556	380.0	$ -	$ -	$ -	$ -	$ -	$ -	$ -	$ -	$ -	$ -	$ -
630	629000557	376.1	$ -	$ -	$ -	$ -	$ -	$ -	$ -	$ -	$ -	$ -	$ -
631	629000557	376.2	$ -	$ -	$ -	$ -	$ -	$ -	$ -	$ -	$ -	$ -	$ -
632	629000557	376.4	$ -	$ -	$ -	$ -	$ -	$ -	$ -	$ -	$ -	$ -	$ -
633	629000557	380.0	$ -	$ -	$ -	$ -	$ -	$ -	$ -	$ -	$ -	$ -	$ -
634	629000558	376.1	$ -	$ -	$ -	$ -	$ -	$ -	$ -	$ -	$ -	$ -	$ -
635	629000558	376.2	$ -	$ -	$ -	$ -	$ -	$ -	$ -	$ -	$ -	$ -	$ -
636	629000558	376.4	$ -	$ -	$ -	$ -	$ -	$ -	$ -	$ -	$ -	$ -	$ -
637	629000558	380.0	$ -	$ -	$ -	$ -	$ -	$ -	$ -	$ -	$ -	$ -	$ -
638	629000559	376.1	$ -	$ -	$ -	$ -	$ -	$ -	$ -	$ -	$ -	$ -	$ -
639	629000559	376.2	$ -	$ -	$ -	$ -	$ -	$ -	$ -	$ -	$ -	$ -	$ -
640	629000559	376.4	$ -	$ -	$ -	$ -	$ -	$ -	$ -	$ -	$ -	$ -	$ -

Sponsored by NMGC Witness Erik C. Buchanan

NEW MEXICO GAS COMPANY, INC.

Gross Balances
Base Period - 12 Months Ending March 31, 2023
Future Test Year - 12 Months Ending September 30, 2025

	A	B	N	O	P	Q	R	S	T	U	V	W	X	Y
1														
2			Balance	Balance	Balance	Balance	Balance	Balance	Balance	Balance	Balance	Balance	Balance	Balance
3	Investment Number / Beginning Balance	FERC Account	2/29/2024	3/31/2024	4/30/2024	5/31/2024	6/30/2024	7/31/2024	8/31/2024	9/30/2024	10/31/2024	11/30/2024	12/31/2024	1/31/2025
592	601000542	376.4	$ -	$ -	$ -	$ -	$ -	$ -	$ -	$ -	$ -	$ -	$ -	$ -
593	601000542	380.0	$ -	$ -	$ -	$ -	$ -	$ -	$ -	$ -	$ -	$ -	$ -	$ -
594	610000543		$ -	$ -	$ -	$ -	$ -	$ -	$ -	$ -	$ -	$ -	$ -	$ -
595	610000544	376.1	$ -	$ -	$ -	$ -	$ -	$ -	$ -	$ -	$ -	$ -	$ -	$ -
596	610000544	376.2	$ -	$ -	$ -	$ -	$ -	$ -	$ -	$ -	$ -	$ -	$ -	$ -
597	610000544	376.4	$ -	$ -	$ -	$ -	$ -	$ -	$ -	$ -	$ -	$ -	$ -	$ -
598	610000544	380.0	$ -	$ -	$ -	$ -	$ -	$ -	$ -	$ -	$ -	$ -	$ -	$ -
599	610000545	376.1	$ -	$ -	$ -	$ -	$ -	$ -	$ -	$ -	$ -	$ -	$ -	$ -
600	610000545	376.2	$ -	$ -	$ -	$ -	$ -	$ -	$ -	$ -	$ -	$ -	$ -	$ -
601	610000545	376.4	$ -	$ -	$ -	$ -	$ -	$ -	$ -	$ -	$ -	$ -	$ -	$ -
602	610000545	380.0	$ -	$ -	$ -	$ -	$ -	$ -	$ -	$ -	$ -	$ -	$ -	$ -
603	610000546		$ -	$ -	$ -	$ -	$ -	$ -	$ -	$ -	$ -	$ -	$ -	$ -
604	660000547		$ -	$ -	$ -	$ -	$ -	$ -	$ -	$ -	$ -	$ -	$ -	$ -
605	660000548	376.1	$ -	$ -	$ -	$ -	$ -	$ -	$ -	$ -	$ -	$ -	$ -	$ -
606	660000548	376.2	$ -	$ -	$ -	$ -	$ -	$ -	$ -	$ -	$ -	$ -	$ -	$ -
607	660000548	376.4	$ -	$ -	$ -	$ -	$ -	$ -	$ -	$ -	$ -	$ -	$ -	$ -
608	660000548	380.0	$ -	$ -	$ -	$ -	$ -	$ -	$ -	$ -	$ -	$ -	$ -	$ -
609	T626000549	367.1	$ -	$ -	$ -	$ -	$ -	$ -	$ -	$ -	$ -	$ -	$ -	$ -
610	T626000549	368.0	$ -	$ -	$ -	$ -	$ -	$ -	$ -	$ -	$ -	$ -	$ -	$ -
611	T626000549	369.0	$ -	$ -	$ -	$ -	$ -	$ -	$ -	$ -	$ -	$ -	$ -	$ -
612	605000550		$ -	$ -	$ -	$ -	$ -	$ -	$ -	$ -	$ -	$ -	$ -	$ -
613	620000551	376.1	$ -	$ -	$ -	$ -	$ -	$ -	$ -	$ -	$ -	$ -	$ -	$ -
614	620000551	376.2	$ -	$ -	$ -	$ -	$ -	$ -	$ -	$ -	$ -	$ -	$ -	$ -
615	620000551	376.4	$ -	$ -	$ -	$ -	$ -	$ -	$ -	$ -	$ -	$ -	$ -	$ -
616	624000552	390.0	$ -	$ -	$ -	$ -	$ -	$ -	$ -	$ -	$ -	$ -	$ -	$ -
617	624000553		$ -	$ -	$ -	$ -	$ -	$ -	$ -	$ -	$ -	$ -	$ -	$ -
618	620000554	376.1	$ -	$ -	$ -	$ -	$ -	$ -	$ -	$ -	$ -	$ -	$ -	$ -
619	620000554	376.2	$ -	$ -	$ -	$ -	$ -	$ -	$ -	$ -	$ -	$ -	$ -	$ -
620	620000554	376.4	$ -	$ -	$ -	$ -	$ -	$ -	$ -	$ -	$ -	$ -	$ -	$ -
621	620000554	380.0	$ -	$ -	$ -	$ -	$ -	$ -	$ -	$ -	$ -	$ -	$ -	$ -
622	620000555	376.1	$ -	$ -	$ -	$ -	$ -	$ -	$ -	$ -	$ -	$ -	$ -	$ -
623	620000555	376.2	$ -	$ -	$ -	$ -	$ -	$ -	$ -	$ -	$ -	$ -	$ -	$ -
624	620000555	376.4	$ -	$ -	$ -	$ -	$ -	$ -	$ -	$ -	$ -	$ -	$ -	$ -
625	620000555	380.0	$ -	$ -	$ -	$ -	$ -	$ -	$ -	$ -	$ -	$ -	$ -	$ -
626	620000556	376.1	$ -	$ -	$ -	$ -	$ -	$ -	$ -	$ -	$ -	$ -	$ -	$ -
627	620000556	376.2	$ -	$ -	$ -	$ -	$ -	$ -	$ -	$ -	$ -	$ -	$ -	$ -
628	620000556	376.4	$ -	$ -	$ -	$ -	$ -	$ -	$ -	$ -	$ -	$ -	$ -	$ -
629	620000556	380.0	$ -	$ -	$ -	$ -	$ -	$ -	$ -	$ -	$ -	$ -	$ -	$ -
630	629000557	376.1	$ -	$ -	$ -	$ -	$ -	$ -	$ -	$ -	$ -	$ -	$ -	$ -
631	629000557	376.2	$ -	$ -	$ -	$ -	$ -	$ -	$ -	$ -	$ -	$ -	$ -	$ -
632	629000557	376.4	$ -	$ -	$ -	$ -	$ -	$ -	$ -	$ -	$ -	$ -	$ -	$ -
633	629000557	380.0	$ -	$ -	$ -	$ -	$ -	$ -	$ -	$ -	$ -	$ -	$ -	$ -
634	629000558	376.1	$ -	$ -	$ -	$ -	$ -	$ -	$ -	$ -	$ -	$ -	$ -	$ -
635	629000558	376.2	$ -	$ -	$ -	$ -	$ -	$ -	$ -	$ -	$ -	$ -	$ -	$ -
636	629000558	376.4	$ -	$ -	$ -	$ -	$ -	$ -	$ -	$ -	$ -	$ -	$ -	$ -
637	629000558	380.0	$ -	$ -	$ -	$ -	$ -	$ -	$ -	$ -	$ -	$ -	$ -	$ -
638	629000559	376.1	$ -	$ -	$ -	$ -	$ -	$ -	$ -	$ -	$ -	$ -	$ -	$ -
639	629000559	376.2	$ -	$ -	$ -	$ -	$ -	$ -	$ -	$ -	$ -	$ -	$ -	$ -
640	629000559	376.4	$ -	$ -	$ -	$ -	$ -	$ -	$ -	$ -	$ -	$ -	$ -	$ -

Sponsored by NMGC Witness Erik C. Buchanan

NEW MEXICO GAS COMPANY, INC.

Gross Balances
Base Period - 12 Months Ending March 31, 2023
Future Test Year - 12 Months Ending September 30, 2025

	A	B	Z	AA	AB	AC	AD	AE	AF	AG
1										
2			Balance	Balance	Balance	Balance	Balance	Balance	Balance	Balance
3	Investment Number / Beginning Balance	FERC Account	2/28/2025	3/31/2025	4/30/2025	5/31/2025	6/30/2025	7/31/2025	8/31/2025	9/30/2025
592	601000542	376.4	$ -	$ -	$ -	$ -	$ -	$ -	$ -	$ -
593	601000542	380.0	$ -	$ -	$ -	$ -	$ -	$ -	$ -	$ -
594	610000543		$ -	$ -	$ -	$ -	$ -	$ -	$ -	$ -
595	610000544	376.1	$ -	$ -	$ -	$ -	$ -	$ -	$ -	$ -
596	610000544	376.2	$ -	$ -	$ -	$ -	$ -	$ -	$ -	$ -
597	610000544	376.4	$ -	$ -	$ -	$ -	$ -	$ -	$ -	$ -
598	610000544	380.0	$ -	$ -	$ -	$ -	$ -	$ -	$ -	$ -
599	610000545	376.1	$ -	$ -	$ -	$ -	$ -	$ -	$ -	$ -
600	610000545	376.2	$ -	$ -	$ -	$ -	$ -	$ -	$ -	$ -
601	610000545	376.4	$ -	$ -	$ -	$ -	$ -	$ -	$ -	$ -
602	610000545	380.0	$ -	$ -	$ -	$ -	$ -	$ -	$ -	$ -
603	610000546		$ -	$ -	$ -	$ -	$ -	$ -	$ -	$ -
604	660000547		$ -	$ -	$ -	$ -	$ -	$ -	$ -	$ -
605	660000548	376.1	$ -	$ -	$ -	$ -	$ -	$ -	$ -	$ -
606	660000548	376.2	$ -	$ -	$ -	$ -	$ -	$ -	$ -	$ -
607	660000548	376.4	$ -	$ -	$ -	$ -	$ -	$ -	$ -	$ -
608	660000548	380.0	$ -	$ -	$ -	$ -	$ -	$ -	$ -	$ -
609	T626000549	367.1	$ -	$ -	$ -	$ -	$ -	$ -	$ -	$ -
610	T626000549	368.0	$ -	$ -	$ -	$ -	$ -	$ -	$ -	$ -
611	T626000549	369.0	$ -	$ -	$ -	$ -	$ -	$ -	$ -	$ -
612	605000550		$ -	$ -	$ -	$ -	$ -	$ -	$ -	$ -
613	620000551	376.1	$ -	$ -	$ -	$ -	$ -	$ -	$ -	$ -
614	620000551	376.2	$ -	$ -	$ -	$ -	$ -	$ -	$ -	$ -
615	620000551	376.4	$ -	$ -	$ -	$ -	$ -	$ -	$ -	$ -
616	624000552	390.0	$ -	$ -	$ -	$ -	$ -	$ -	$ -	$ -
617	624000553		$ -	$ -	$ -	$ -	$ -	$ -	$ -	$ -
618	620000554	376.1	$ -	$ -	$ -	$ -	$ -	$ -	$ -	$ -
619	620000554	376.2	$ -	$ -	$ -	$ -	$ -	$ -	$ -	$ -
620	620000554	376.4	$ -	$ -	$ -	$ -	$ -	$ -	$ -	$ -
621	620000554	380.0	$ -	$ -	$ -	$ -	$ -	$ -	$ -	$ -
622	620000555	376.1	$ -	$ -	$ -	$ -	$ -	$ -	$ -	$ -
623	620000555	376.2	$ -	$ -	$ -	$ -	$ -	$ -	$ -	$ -
624	620000555	376.4	$ -	$ -	$ -	$ -	$ -	$ -	$ -	$ -
625	620000555	380.0	$ -	$ -	$ -	$ -	$ -	$ -	$ -	$ -
626	620000556	376.1	$ -	$ -	$ -	$ -	$ -	$ -	$ -	$ -
627	620000556	376.2	$ -	$ -	$ -	$ -	$ -	$ -	$ -	$ -
628	620000556	376.4	$ -	$ -	$ -	$ -	$ -	$ -	$ -	$ -
629	620000556	380.0	$ -	$ -	$ -	$ -	$ -	$ -	$ -	$ -
630	629000557	376.1	$ -	$ -	$ -	$ -	$ -	$ -	$ -	$ -
631	629000557	376.2	$ -	$ -	$ -	$ -	$ -	$ -	$ -	$ -
632	629000557	376.4	$ -	$ -	$ -	$ -	$ -	$ -	$ -	$ -
633	629000557	380.0	$ -	$ -	$ -	$ -	$ -	$ -	$ -	$ -
634	629000558	376.1	$ -	$ -	$ -	$ -	$ -	$ -	$ -	$ -
635	629000558	376.2	$ -	$ -	$ -	$ -	$ -	$ -	$ -	$ -
636	629000558	376.4	$ -	$ -	$ -	$ -	$ -	$ -	$ -	$ -
637	629000558	380.0	$ -	$ -	$ -	$ -	$ -	$ -	$ -	$ -
638	629000559	376.1	$ -	$ -	$ -	$ -	$ -	$ -	$ -	$ -
639	629000559	376.2	$ -	$ -	$ -	$ -	$ -	$ -	$ -	$ -
640	629000559	376.4	$ -	$ -	$ -	$ -	$ -	$ -	$ -	$ -

Sponsored by NMGC Witness Erik C. Buchanan

NEW MEXICO GAS COMPANY, INC.

Gross Balances
Base Period - 12 Months Ending March 31, 2023
Future Test Year - 12 Months Ending September 30, 2025

	A	B	C	D	E	F	G	H	I	J	K	L	M
1			Adjusted Base Period										
2			Balance	Balance	Balance	Balance	Balance	Balance	Balance	Balance	Balance	Balance	Balance
3	Investment Number / Beginning Balance	FERC Account	3/31/2023	4/30/2023	5/31/2023	6/30/2023	7/31/2023	8/31/2023	9/30/2023	10/31/2023	11/30/2023	12/31/2023	1/31/2024
641	629000559	380.0	$ -	$ -	$ -	$ -	$ -	$ -	$ -	$ -	$ -	$ -	$ -
642	629000560	376.1	$ -	$ -	$ -	$ -	$ -	$ -	$ -	$ -	$ -	$ -	$ -
643	629000560	376.2	$ -	$ -	$ -	$ -	$ -	$ -	$ -	$ -	$ -	$ -	$ -
644	629000560	376.4	$ -	$ -	$ -	$ -	$ -	$ -	$ -	$ -	$ -	$ -	$ -
645	629000560	380.0	$ -	$ -	$ -	$ -	$ -	$ -	$ -	$ -	$ -	$ -	$ -
646	601000561	391.2	$ -	$ -	$ -	$ -	$ -	$ -	$ -	$ -	$ -	$ -	$ -
647	601000561	397.0	$ -	$ -	$ -	$ -	$ -	$ -	$ -	$ -	$ -	$ -	$ -
648	601000561	398.0	$ -	$ -	$ -	$ -	$ -	$ -	$ -	$ -	$ -	$ -	$ -
649	601000562	391.2	$ -	$ -	$ -	$ -	$ -	$ -	$ -	$ -	$ -	$ -	$ -
650	601000562	397.0	$ -	$ -	$ -	$ -	$ -	$ -	$ -	$ -	$ -	$ -	$ -
651	601000562	398.0	$ -	$ -	$ -	$ -	$ -	$ -	$ -	$ -	$ -	$ -	$ -
652	601000563	391.2	$ -	$ -	$ -	$ -	$ -	$ -	$ -	$ -	$ -	$ -	$ -
653	601000563	397.0	$ -	$ -	$ -	$ -	$ -	$ -	$ -	$ -	$ -	$ -	$ -
654	601000563	398.0	$ -	$ -	$ -	$ -	$ -	$ -	$ -	$ -	$ -	$ -	$ -
655	601000564	391.2	$ -	$ -	$ -	$ -	$ -	$ -	$ -	$ -	$ -	$ -	$ -
656	601000564	397.0	$ -	$ -	$ -	$ -	$ -	$ -	$ -	$ -	$ -	$ -	$ -
657	601000564	398.0	$ -	$ -	$ -	$ -	$ -	$ -	$ -	$ -	$ -	$ -	$ -
658	601000565	391.2	$ -	$ -	$ -	$ -	$ -	$ -	$ -	$ -	$ -	$ -	$ -
659	601000565	397.0	$ -	$ -	$ -	$ -	$ -	$ -	$ -	$ -	$ -	$ -	$ -
660	601000565	398.0	$ -	$ -	$ -	$ -	$ -	$ -	$ -	$ -	$ -	$ -	$ -
661	601000566	391.2	$ -	$ -	$ -	$ -	$ -	$ -	$ -	$ -	$ -	$ -	$ -
662	601000566	397.0	$ -	$ -	$ -	$ -	$ -	$ -	$ -	$ -	$ -	$ -	$ -
663	601000566	398.0	$ -	$ -	$ -	$ -	$ -	$ -	$ -	$ -	$ -	$ -	$ -
664	601000567	391.2	$ -	$ -	$ -	$ -	$ -	$ -	$ -	$ -	$ -	$ -	$ -
665	601000567	397.0	$ -	$ -	$ -	$ -	$ -	$ -	$ -	$ -	$ -	$ -	$ -
666	601000567	398.0	$ -	$ -	$ -	$ -	$ -	$ -	$ -	$ -	$ -	$ -	$ -
667	601000568	391.2	$ -	$ -	$ -	$ -	$ -	$ -	$ -	$ -	$ -	$ -	$ -
668	601000568	397.0	$ -	$ -	$ -	$ -	$ -	$ -	$ -	$ -	$ -	$ -	$ -
669	601000568	398.0	$ -	$ -	$ -	$ -	$ -	$ -	$ -	$ -	$ -	$ -	$ -
670	601000569	303.3	$ -	$ -	$ -	$ -	$ -	$ -	$ -	$ -	$ -	$ -	$ -
671	601000570	303.3	$ -	$ -	$ -	$ -	$ -	$ -	$ -	$ -	$ -	$ -	$ -
672	601000571	303.3	$ -	$ -	$ -	$ -	$ -	$ -	$ -	$ -	$ -	$ -	$ -
673	601000572	390.0	$ -	$ -	$ -	$ 1,225,758	$ 1,225,758	$ 1,225,758	$ 2,187,768	$ 2,187,768	$ 2,187,768	$ 2,782,406	$ 2,782,406
674	601000573	393.0	$ -	$ -	$ -	$ -	$ -	$ -	$ -	$ -	$ -	$ -	$ -
675	601000573	396.0	$ -	$ -	$ -	$ -	$ -	$ -	$ -	$ -	$ -	$ -	$ -
676	601000574	392.0	$ -	$ -	$ -	$ -	$ -	$ -	$ -	$ -	$ -	$ -	$ -
677	601000574	392.1	$ -	$ -	$ -	$ -	$ -	$ -	$ -	$ -	$ -	$ -	$ -
678	601000574	392.2	$ -	$ -	$ -	$ -	$ -	$ -	$ -	$ -	$ -	$ -	$ -
679	601000574	392.3	$ -	$ -	$ -	$ -	$ -	$ -	$ -	$ -	$ -	$ -	$ -
680	601000575	394.0	$ -	$ -	$ -	$ -	$ -	$ -	$ -	$ -	$ -	$ -	$ -
681	625000577	376.1	$ -	$ -	$ -	$ -	$ -	$ -	$ -	$ -	$ -	$ -	$ -
682	625000577	376.2	$ -	$ -	$ -	$ -	$ -	$ -	$ -	$ -	$ -	$ -	$ -
683	625000577	376.4	$ -	$ -	$ -	$ -	$ -	$ -	$ -	$ -	$ -	$ -	$ -
684	625000577	380.0	$ -	$ -	$ -	$ -	$ -	$ -	$ -	$ -	$ -	$ -	$ -
685	620000578	376.1	$ -	$ -	$ -	$ -	$ -	$ -	$ -	$ -	$ -	$ -	$ -
686	620000578	376.2	$ -	$ -	$ -	$ -	$ -	$ -	$ -	$ -	$ -	$ -	$ -
687	620000578	376.4	$ -	$ -	$ -	$ -	$ -	$ -	$ -	$ -	$ -	$ -	$ -
688	620000578	380.0	$ -	$ -	$ -	$ -	$ -	$ -	$ -	$ -	$ -	$ -	$ -
689	620000579	376.1	$ -	$ -	$ -	$ -	$ -	$ -	$ -	$ -	$ -	$ -	$ -

Sponsored by NMGC Witness Erik C. Buchanan

NEW MEXICO GAS COMPANY, INC.

Gross Balances
Base Period - 12 Months Ending March 31, 2023
Future Test Year - 12 Months Ending September 30, 2025

	A	B	N	O	P	Q	R	S	T	U	V	W	X	Y
1														
2			Balance	Balance	Balance	Balance	Balance	Balance	Balance	Balance	Balance	Balance	Balance	Balance
3	Investment Number / Beginning Balance	FERC Account	2/29/2024	3/31/2024	4/30/2024	5/31/2024	6/30/2024	7/31/2024	8/31/2024	9/30/2024	10/31/2024	11/30/2024	12/31/2024	1/31/2025
641	629000559	380.0	$ -	$ -	$ -	$ -	$ -	$ -	$ -	$ -	$ -	$ -	$ -	$ -
642	629000560	376.1	$ -	$ -	$ -	$ -	$ -	$ -	$ -	$ -	$ -	$ -	$ -	$ -
643	629000560	376.2	$ -	$ -	$ -	$ -	$ -	$ -	$ -	$ -	$ -	$ -	$ -	$ -
644	629000560	376.4	$ -	$ -	$ -	$ -	$ -	$ -	$ -	$ -	$ -	$ -	$ -	$ -
645	629000560	380.0	$ -	$ -	$ -	$ -	$ -	$ -	$ -	$ -	$ -	$ -	$ -	$ -
646	601000561	391.2	$ -	$ -	$ -	$ -	$ -	$ -	$ -	$ -	$ -	$ -	$ -	$ -
647	601000561	397.0	$ -	$ -	$ -	$ -	$ -	$ -	$ -	$ -	$ -	$ -	$ -	$ -
648	601000561	398.0	$ -	$ -	$ -	$ -	$ -	$ -	$ -	$ -	$ -	$ -	$ -	$ -
649	601000562	391.2	$ -	$ -	$ -	$ -	$ -	$ -	$ -	$ -	$ -	$ -	$ -	$ -
650	601000562	397.0	$ -	$ -	$ -	$ -	$ -	$ -	$ -	$ -	$ -	$ -	$ -	$ -
651	601000562	398.0	$ -	$ -	$ -	$ -	$ -	$ -	$ -	$ -	$ -	$ -	$ -	$ -
652	601000563	391.2	$ -	$ -	$ -	$ -	$ -	$ -	$ -	$ -	$ -	$ -	$ -	$ -
653	601000563	397.0	$ -	$ -	$ -	$ -	$ -	$ -	$ -	$ -	$ -	$ -	$ -	$ -
654	601000563	398.0	$ -	$ -	$ -	$ -	$ -	$ -	$ -	$ -	$ -	$ -	$ -	$ -
655	601000564	391.2	$ -	$ -	$ -	$ -	$ -	$ -	$ -	$ -	$ -	$ -	$ -	$ -
656	601000564	397.0	$ -	$ -	$ -	$ -	$ -	$ -	$ -	$ -	$ -	$ -	$ -	$ -
657	601000564	398.0	$ -	$ -	$ -	$ -	$ -	$ -	$ -	$ -	$ -	$ -	$ -	$ -
658	601000565	391.2	$ -	$ -	$ -	$ -	$ -	$ -	$ -	$ -	$ -	$ -	$ -	$ -
659	601000565	397.0	$ -	$ -	$ -	$ -	$ -	$ -	$ -	$ -	$ -	$ -	$ -	$ -
660	601000565	398.0	$ -	$ -	$ -	$ -	$ -	$ -	$ -	$ -	$ -	$ -	$ -	$ -
661	601000566	391.2	$ -	$ -	$ -	$ -	$ -	$ -	$ -	$ -	$ -	$ -	$ -	$ -
662	601000566	397.0	$ -	$ -	$ -	$ -	$ -	$ -	$ -	$ -	$ -	$ -	$ -	$ -
663	601000566	398.0	$ -	$ -	$ -	$ -	$ -	$ -	$ -	$ -	$ -	$ -	$ -	$ -
664	601000567	391.2	$ -	$ -	$ -	$ -	$ -	$ -	$ -	$ -	$ -	$ -	$ -	$ -
665	601000567	397.0	$ -	$ -	$ -	$ -	$ -	$ -	$ -	$ -	$ -	$ -	$ -	$ -
666	601000567	398.0	$ -	$ -	$ -	$ -	$ -	$ -	$ -	$ -	$ -	$ -	$ -	$ -
667	601000568	391.2	$ -	$ -	$ -	$ -	$ -	$ -	$ -	$ -	$ -	$ -	$ -	$ -
668	601000568	397.0	$ -	$ -	$ -	$ -	$ -	$ -	$ -	$ -	$ -	$ -	$ -	$ -
669	601000568	398.0	$ -	$ -	$ -	$ -	$ -	$ -	$ -	$ -	$ -	$ -	$ -	$ -
670	601000569	303.3	$ -	$ -	$ -	$ -	$ -	$ -	$ -	$ -	$ -	$ -	$ -	$ -
671	601000570	303.3	$ -	$ -	$ -	$ -	$ -	$ -	$ -	$ -	$ -	$ -	$ -	$ -
672	601000571	303.3	$ -	$ -	$ -	$ -	$ -	$ -	$ -	$ -	$ -	$ -	$ -	$ -
673	601000572	390.0	$ 2,782,406	$ 2,994,102	$ 2,994,102	$ 2,994,102	$ 3,311,645	$ 3,311,645	$ 3,311,645	$ 3,629,189	$ 3,629,189	$ 3,629,189	$ 4,052,581	$ 4,052,581
674	601000573	393.0	$ -	$ -	$ -	$ -	$ -	$ -	$ -	$ -	$ -	$ -	$ -	$ -
675	601000573	396.0	$ -	$ -	$ -	$ -	$ -	$ -	$ -	$ -	$ -	$ -	$ -	$ -
676	601000574	392.0	$ -	$ -	$ -	$ -	$ -	$ -	$ -	$ -	$ -	$ -	$ -	$ -
677	601000574	392.1	$ -	$ -	$ -	$ -	$ -	$ -	$ -	$ -	$ -	$ -	$ -	$ -
678	601000574	392.2	$ -	$ -	$ -	$ -	$ -	$ -	$ -	$ -	$ -	$ -	$ -	$ -
679	601000574	392.3	$ -	$ -	$ -	$ -	$ -	$ -	$ -	$ -	$ -	$ -	$ -	$ -
680	601000575	394.0	$ -	$ -	$ -	$ -	$ -	$ -	$ -	$ -	$ -	$ -	$ -	$ -
681	625000577	376.1	$ -	$ -	$ -	$ -	$ -	$ -	$ -	$ -	$ -	$ -	$ -	$ -
682	625000577	376.2	$ -	$ -	$ -	$ -	$ -	$ -	$ -	$ -	$ -	$ -	$ -	$ -
683	625000577	376.4	$ -	$ -	$ -	$ -	$ -	$ -	$ -	$ -	$ -	$ -	$ -	$ -
684	625000577	380.0	$ -	$ -	$ -	$ -	$ -	$ -	$ -	$ -	$ -	$ -	$ -	$ -
685	620000578	376.1	$ -	$ -	$ -	$ -	$ -	$ -	$ -	$ -	$ -	$ -	$ -	$ -
686	620000578	376.2	$ -	$ -	$ -	$ -	$ -	$ -	$ -	$ -	$ -	$ -	$ -	$ -
687	620000578	376.4	$ -	$ -	$ -	$ -	$ -	$ -	$ -	$ -	$ -	$ -	$ -	$ -
688	620000578	380.0	$ -	$ -	$ -	$ -	$ -	$ -	$ -	$ -	$ -	$ -	$ -	$ -
689	620000579	376.1	$ -	$ -	$ -	$ -	$ -	$ -	$ -	$ -	$ -	$ -	$ -	$ -

Sponsored by NMGC Witness Erik C. Buchanan

NEW MEXICO GAS COMPANY, INC.

Gross Balances
Base Period - 12 Months Ending March 31, 2023
Future Test Year - 12 Months Ending September 30, 2025

	A	B	Z	AA	AB	AC	AD	AE	AF	AG
1										
2			Balance	Balance	Balance	Balance	Balance	Balance	Balance	Balance
3	Investment Number / Beginning Balance	FERC Account	2/28/2025	3/31/2025	4/30/2025	5/31/2025	6/30/2025	7/31/2025	8/31/2025	9/30/2025
641	629000559	380.0	$ -	$ -	$ -	$ -	$ -	$ -	$ -	$ -
642	629000560	376.1	$ -	$ -	$ -	$ -	$ -	$ -	$ -	$ -
643	629000560	376.2	$ -	$ -	$ -	$ -	$ -	$ -	$ -	$ -
644	629000560	376.4	$ -	$ -	$ -	$ -	$ -	$ -	$ -	$ -
645	629000560	380.0	$ -	$ -	$ -	$ -	$ -	$ -	$ -	$ -
646	601000561	391.2	$ -	$ -	$ -	$ -	$ -	$ -	$ -	$ -
647	601000561	397.0	$ -	$ -	$ -	$ -	$ -	$ -	$ -	$ -
648	601000561	398.0	$ -	$ -	$ -	$ -	$ -	$ -	$ -	$ -
649	601000562	391.2	$ -	$ -	$ -	$ -	$ -	$ -	$ -	$ -
650	601000562	397.0	$ -	$ -	$ -	$ -	$ -	$ -	$ -	$ -
651	601000562	398.0	$ -	$ -	$ -	$ -	$ -	$ -	$ -	$ -
652	601000563	391.2	$ -	$ -	$ -	$ -	$ -	$ -	$ -	$ -
653	601000563	397.0	$ -	$ -	$ -	$ -	$ -	$ -	$ -	$ -
654	601000563	398.0	$ -	$ -	$ -	$ -	$ -	$ -	$ -	$ -
655	601000564	391.2	$ -	$ -	$ -	$ -	$ -	$ -	$ -	$ -
656	601000564	397.0	$ -	$ -	$ -	$ -	$ -	$ -	$ -	$ -
657	601000564	398.0	$ -	$ -	$ -	$ -	$ -	$ -	$ -	$ -
658	601000565	391.2	$ -	$ -	$ -	$ -	$ -	$ -	$ -	$ -
659	601000565	397.0	$ -	$ -	$ -	$ -	$ -	$ -	$ -	$ -
660	601000565	398.0	$ -	$ -	$ -	$ -	$ -	$ -	$ -	$ -
661	601000566	391.2	$ -	$ -	$ -	$ -	$ -	$ -	$ -	$ -
662	601000566	397.0	$ -	$ -	$ -	$ -	$ -	$ -	$ -	$ -
663	601000566	398.0	$ -	$ -	$ -	$ -	$ -	$ -	$ -	$ -
664	601000567	391.2	$ -	$ -	$ -	$ -	$ -	$ -	$ -	$ -
665	601000567	397.0	$ -	$ -	$ -	$ -	$ -	$ -	$ -	$ -
666	601000567	398.0	$ -	$ -	$ -	$ -	$ -	$ -	$ -	$ -
667	601000568	391.2	$ -	$ -	$ -	$ -	$ -	$ -	$ -	$ -
668	601000568	397.0	$ -	$ -	$ -	$ -	$ -	$ -	$ -	$ -
669	601000568	398.0	$ -	$ -	$ -	$ -	$ -	$ -	$ -	$ -
670	601000569	303.3	$ -	$ -	$ -	$ -	$ -	$ -	$ -	$ -
671	601000570	303.3	$ -	$ -	$ -	$ -	$ -	$ -	$ -	$ -
672	601000571	303.3	$ -	$ -	$ -	$ -	$ -	$ -	$ -	$ -
673	601000572	390.0	$ 4,052,581	$ 4,272,314	$ 4,272,314	$ 4,272,314	$ 4,601,914	$ 4,601,914	$ 4,601,914	$ 4,931,513
674	601000573	393.0	$ -	$ -	$ -	$ -	$ -	$ -	$ -	$ -
675	601000573	396.0	$ -	$ -	$ -	$ -	$ -	$ -	$ -	$ -
676	601000574	392.0	$ -	$ -	$ -	$ -	$ -	$ -	$ -	$ -
677	601000574	392.1	$ -	$ -	$ -	$ -	$ -	$ -	$ -	$ -
678	601000574	392.2	$ -	$ -	$ -	$ -	$ -	$ -	$ -	$ -
679	601000574	392.3	$ -	$ -	$ -	$ -	$ -	$ -	$ -	$ -
680	601000575	394.0	$ -	$ -	$ -	$ -	$ -	$ -	$ -	$ -
681	625000577	376.1	$ -	$ -	$ -	$ -	$ -	$ -	$ -	$ -
682	625000577	376.2	$ -	$ -	$ -	$ -	$ -	$ -	$ -	$ -
683	625000577	376.4	$ -	$ -	$ -	$ -	$ -	$ -	$ -	$ -
684	625000577	380.0	$ -	$ -	$ -	$ -	$ -	$ -	$ -	$ -
685	620000578	376.1	$ -	$ -	$ -	$ -	$ -	$ -	$ -	$ -
686	620000578	376.2	$ -	$ -	$ -	$ -	$ -	$ -	$ -	$ -
687	620000578	376.4	$ -	$ -	$ -	$ -	$ -	$ -	$ -	$ -
688	620000578	380.0	$ -	$ -	$ -	$ -	$ -	$ -	$ -	$ -
689	620000579	376.1	$ -	$ -	$ -	$ -	$ -	$ -	$ -	$ -

Sponsored by NMGC Witness Erik C. Buchanan

NEW MEXICO GAS COMPANY, INC.

Gross Balances
Base Period - 12 Months Ending March 31, 2023
Future Test Year - 12 Months Ending September 30, 2025

	A	B	C	D	E	F	G	H	I	J	K	L	M
1			Adjusted Base Period										
2			Balance	Balance	Balance	Balance	Balance	Balance	Balance	Balance	Balance	Balance	Balance
3	Investment Number / Beginning Balance	FERC Account	3/31/2023	4/30/2023	5/31/2023	6/30/2023	7/31/2023	8/31/2023	9/30/2023	10/31/2023	11/30/2023	12/31/2023	1/31/2024
690	620000579	376.2	$ -	$ -	$ -	$ -	$ -	$ -	$ -	$ -	$ -	$ -	$ -
691	620000579	376.4	$ -	$ -	$ -	$ -	$ -	$ -	$ -	$ -	$ -	$ -	$ -
692	620000579	380.0	$ -	$ -	$ -	$ -	$ -	$ -	$ -	$ -	$ -	$ -	$ -
693	620000580	376.1	$ -	$ -	$ -	$ -	$ -	$ -	$ -	$ -	$ -	$ -	$ -
694	620000580	376.2	$ -	$ -	$ -	$ -	$ -	$ -	$ -	$ -	$ -	$ -	$ -
695	620000580	376.4	$ -	$ -	$ -	$ -	$ -	$ -	$ -	$ -	$ -	$ -	$ -
696	620000580	380.0	$ -	$ -	$ -	$ -	$ -	$ -	$ -	$ -	$ -	$ -	$ -
697	627000581	376.1	$ -	$ -	$ -	$ -	$ -	$ -	$ -	$ -	$ -	$ -	$ -
698	627000581	376.2	$ -	$ -	$ -	$ -	$ -	$ -	$ -	$ -	$ -	$ -	$ -
699	627000581	376.4	$ -	$ -	$ -	$ -	$ -	$ -	$ -	$ -	$ -	$ -	$ -
700	627000581	380.0	$ -	$ -	$ -	$ -	$ -	$ -	$ -	$ -	$ -	$ -	$ -
701	629000582	376.1	$ -	$ -	$ -	$ -	$ -	$ -	$ -	$ -	$ -	$ -	$ -
702	629000582	376.2	$ -	$ -	$ -	$ -	$ -	$ -	$ -	$ -	$ -	$ -	$ -
703	629000582	376.4	$ -	$ -	$ -	$ -	$ -	$ -	$ -	$ -	$ -	$ -	$ -
704	629000582	380.0	$ -	$ -	$ -	$ -	$ -	$ -	$ -	$ -	$ -	$ -	$ -
705	667000583	376.1	$ -	$ -	$ -	$ -	$ -	$ -	$ -	$ -	$ -	$ -	$ -
706	667000583	376.2	$ -	$ -	$ -	$ -	$ -	$ -	$ -	$ -	$ -	$ -	$ -
707	667000583	376.4	$ -	$ -	$ -	$ -	$ -	$ -	$ -	$ -	$ -	$ -	$ -
708	667000583	380.0	$ -	$ -	$ -	$ -	$ -	$ -	$ -	$ -	$ -	$ -	$ -
709	626000584		$ -	$ -	$ -	$ -	$ -	$ -	$ -	$ -	$ -	$ -	$ -
710	T624000585	367.1	$ -	$ -	$ -	$ -	$ -	$ -	$ -	$ -	$ -	$ -	$ -
711	T624000585	368.0	$ -	$ -	$ -	$ -	$ -	$ -	$ -	$ -	$ -	$ -	$ -
712	T624000585	369.0	$ -	$ -	$ -	$ -	$ -	$ -	$ -	$ -	$ -	$ -	$ -
713	T680000586	367.1	$ -	$ -	$ -	$ -	$ -	$ -	$ -	$ -	$ -	$ -	$ -
714	T680000586	368.0	$ -	$ -	$ -	$ -	$ -	$ -	$ -	$ -	$ -	$ -	$ -
715	T680000586	369.0	$ -	$ -	$ -	$ -	$ -	$ -	$ -	$ -	$ -	$ -	$ -
716	T621000587	367.1	$ -	$ -	$ -	$ -	$ -	$ -	$ -	$ -	$ -	$ -	$ -
717	T621000587	368.0	$ -	$ -	$ -	$ -	$ -	$ -	$ -	$ -	$ -	$ -	$ -
718	T621000587	369.0	$ -	$ -	$ -	$ -	$ -	$ -	$ -	$ -	$ -	$ -	$ -
719	T610000589	367.1	$ -	$ -	$ -	$ -	$ -	$ -	$ -	$ -	$ -	$ -	$ -
720	T610000589	368.0	$ -	$ -	$ -	$ -	$ -	$ -	$ -	$ -	$ -	$ -	$ -
721	T610000589	369.0	$ -	$ -	$ -	$ -	$ -	$ -	$ -	$ -	$ -	$ -	$ -
722	T624000591	367.1	$ -	$ -	$ -	$ -	$ -	$ -	$ -	$ -	$ -	$ -	$ -
723	T624000591	368.0	$ -	$ -	$ -	$ -	$ -	$ -	$ -	$ -	$ -	$ -	$ -
724	T624000591	369.0	$ -	$ -	$ -	$ -	$ -	$ -	$ -	$ -	$ -	$ -	$ -
725	601000592	303.3	$ -	$ -	$ -	$ -	$ -	$ -	$ -	$ -	$ -	$ -	$ -
726	601000593	303.3	$ -	$ -	$ -	$ -	$ -	$ -	$ -	$ -	$ -	$ -	$ -
727	601000594	303.3	$ -	$ -	$ -	$ -	$ -	$ -	$ -	$ -	$ -	$ -	$ -
728	601000595	303.3	$ -	$ -	$ -	$ -	$ -	$ -	$ -	$ -	$ -	$ -	$ -
729	601000596	303.3	$ -	$ -	$ -	$ -	$ -	$ -	$ -	$ -	$ -	$ -	$ -
730	621000597	376.2	$ -	$ -	$ -	$ 21,541	$ 21,541	$ 21,541	$ 51,328	$ 51,328	$ 51,328	$ 69,397	$ 69,397
731	621000598	378.0	$ -	$ -	$ -	$ 1,790	$ 1,790	$ 1,790	$ 3,579	$ 3,579	$ 3,579	$ 3,579	$ 3,579
732	621000598	385.0	$ -	$ -	$ -	$ 4,839	$ 4,839	$ 4,839	$ 9,677	$ 9,677	$ 9,677	$ 9,677	$ 9,677
733	621000599	381.0	$ -	$ -	$ -	$ 50,781	$ 50,781	$ 50,781	$ 102,626	$ 102,626	$ 102,626	$ 151,234	$ 151,234
734	621000599	381.1	$ -	$ -	$ -	$ 5,642	$ 5,642	$ 5,642	$ 11,403	$ 11,403	$ 11,403	$ 16,804	$ 16,804
735	621000600	378.0	$ -	$ -	$ -	$ -	$ -	$ -	$ -	$ -	$ -	$ -	$ -
736	621000601	380.0	$ -	$ -	$ -	$ 18,839	$ 18,839	$ 18,839	$ 34,301	$ 34,301	$ 34,301	$ 55,206	$ 55,206
737	621000601	380.1	$ -	$ -	$ -	$ 1,863	$ 1,863	$ 1,863	$ 3,392	$ 3,392	$ 3,392	$ 5,460	$ 5,460
738	632000602	376.2	$ -	$ -	$ -	$ 3,308	$ 3,308	$ 3,308	$ 35,356	$ 35,356	$ 35,356	$ 37,774	$ 37,774

Sponsored by NMGC Witness Erik C. Buchanan

NEW MEXICO GAS COMPANY, INC.

Gross Balances
Base Period - 12 Months Ending March 31, 2023
Future Test Year - 12 Months Ending September 30, 2025

	A	B	N	O	P	Q	R	S	T	U	V	W	X	Y
1														
2			Balance	Balance	Balance	Balance	Balance	Balance	Balance	Balance	Balance	Balance	Balance	Balance
3	Investment Number / Beginning Balance	FERC Account	2/29/2024	3/31/2024	4/30/2024	5/31/2024	6/30/2024	7/31/2024	8/31/2024	9/30/2024	10/31/2024	11/30/2024	12/31/2024	1/31/2025
690	620000579	376.2	$ -	$ -	$ -	$ -	$ -	$ -	$ -	$ -	$ -	$ -	$ -	$ -
691	620000579	376.4	$ -	$ -	$ -	$ -	$ -	$ -	$ -	$ -	$ -	$ -	$ -	$ -
692	620000579	380.0	$ -	$ -	$ -	$ -	$ -	$ -	$ -	$ -	$ -	$ -	$ -	$ -
693	620000580	376.1	$ -	$ -	$ -	$ -	$ -	$ -	$ -	$ -	$ -	$ -	$ -	$ -
694	620000580	376.2	$ -	$ -	$ -	$ -	$ -	$ -	$ -	$ -	$ -	$ -	$ -	$ -
695	620000580	376.4	$ -	$ -	$ -	$ -	$ -	$ -	$ -	$ -	$ -	$ -	$ -	$ -
696	620000580	380.0	$ -	$ -	$ -	$ -	$ -	$ -	$ -	$ -	$ -	$ -	$ -	$ -
697	627000581	376.1	$ -	$ -	$ -	$ -	$ -	$ -	$ -	$ 154,137	$ 154,137	$ 154,137	$ 154,137	$ 154,137
698	627000581	376.2	$ -	$ -	$ -	$ -	$ -	$ -	$ -	$ 1,078,958	$ 1,078,958	$ 1,078,958	$ 1,078,958	$ 1,078,958
699	627000581	376.4	$ -	$ -	$ -	$ -	$ -	$ -	$ -	$ 77,068	$ 77,068	$ 77,068	$ 77,068	$ 77,068
700	627000581	380.0	$ -	$ -	$ -	$ -	$ -	$ -	$ -	$ 231,205	$ 231,205	$ 231,205	$ 231,205	$ 231,205
701	629000582	376.1	$ -	$ -	$ -	$ -	$ -	$ -	$ -	$ -	$ -	$ -	$ -	$ -
702	629000582	376.2	$ -	$ -	$ -	$ -	$ -	$ -	$ -	$ -	$ -	$ -	$ -	$ -
703	629000582	376.4	$ -	$ -	$ -	$ -	$ -	$ -	$ -	$ -	$ -	$ -	$ -	$ -
704	629000582	380.0	$ -	$ -	$ -	$ -	$ -	$ -	$ -	$ -	$ -	$ -	$ -	$ -
705	667000583	376.1	$ -	$ -	$ -	$ -	$ -	$ -	$ -	$ -	$ -	$ -	$ -	$ -
706	667000583	376.2	$ -	$ -	$ -	$ -	$ -	$ -	$ -	$ -	$ -	$ -	$ -	$ -
707	667000583	376.4	$ -	$ -	$ -	$ -	$ -	$ -	$ -	$ -	$ -	$ -	$ -	$ -
708	667000583	380.0	$ -	$ -	$ -	$ -	$ -	$ -	$ -	$ -	$ -	$ -	$ -	$ -
709	626000584		$ -	$ -	$ -	$ -	$ -	$ -	$ -	$ -	$ -	$ -	$ -	$ -
710	T624000585	367.1	$ -	$ -	$ -	$ -	$ -	$ -	$ -	$ -	$ -	$ -	$ -	$ -
711	T624000585	368.0	$ -	$ -	$ -	$ -	$ -	$ -	$ -	$ -	$ -	$ -	$ -	$ -
712	T624000585	369.0	$ -	$ -	$ -	$ -	$ -	$ -	$ -	$ -	$ -	$ -	$ -	$ -
713	T680000586	367.1	$ -	$ -	$ -	$ -	$ -	$ -	$ -	$ -	$ -	$ -	$ -	$ -
714	T680000586	368.0	$ -	$ -	$ -	$ -	$ -	$ -	$ -	$ -	$ -	$ -	$ -	$ -
715	T680000586	369.0	$ -	$ -	$ -	$ -	$ -	$ -	$ -	$ -	$ -	$ -	$ -	$ -
716	T621000587	367.1	$ -	$ -	$ -	$ -	$ -	$ -	$ -	$ -	$ -	$ -	$ -	$ -
717	T621000587	368.0	$ -	$ -	$ -	$ -	$ -	$ -	$ -	$ -	$ -	$ -	$ -	$ -
718	T621000587	369.0	$ -	$ -	$ -	$ -	$ -	$ -	$ -	$ -	$ -	$ -	$ -	$ -
719	T610000589	367.1	$ -	$ -	$ -	$ -	$ -	$ -	$ -	$ -	$ -	$ -	$ -	$ -
720	T610000589	368.0	$ -	$ -	$ -	$ -	$ -	$ -	$ -	$ -	$ -	$ -	$ -	$ -
721	T610000589	369.0	$ -	$ -	$ -	$ -	$ -	$ -	$ -	$ -	$ -	$ -	$ -	$ -
722	T624000591	367.1	$ -	$ -	$ -	$ -	$ -	$ -	$ -	$ -	$ -	$ -	$ -	$ -
723	T624000591	368.0	$ -	$ -	$ -	$ -	$ -	$ -	$ -	$ -	$ -	$ -	$ -	$ -
724	T624000591	369.0	$ -	$ -	$ -	$ -	$ -	$ -	$ -	$ -	$ -	$ -	$ -	$ -
725	601000592	303.3	$ -	$ -	$ -	$ -	$ -	$ -	$ -	$ -	$ -	$ -	$ -	$ -
726	601000593	303.3	$ -	$ -	$ -	$ -	$ -	$ -	$ -	$ -	$ -	$ -	$ -	$ -
727	601000594	303.3	$ -	$ -	$ -	$ -	$ -	$ -	$ -	$ -	$ -	$ -	$ -	$ -
728	601000595	303.3	$ -	$ -	$ -	$ -	$ -	$ -	$ -	$ -	$ -	$ -	$ -	$ -
729	601000596	303.3	$ -	$ -	$ -	$ -	$ -	$ -	$ -	$ -	$ -	$ -	$ -	$ -
730	621000597	376.2	$ 69,397	$ 86,642	$ 86,642	$ 86,642	$ 143,861	$ 143,861	$ 143,861	$ 180,876	$ 180,876	$ 180,876	$ 237,986	$ 237,986
731	621000598	378.0	$ 3,579	$ 3,579	$ 3,579	$ 3,579	$ 5,313	$ 5,313	$ 5,313	$ 7,048	$ 7,048	$ 7,048	$ 7,048	$ 7,048
732	621000598	385.0	$ 9,677	$ 9,677	$ 9,677	$ 9,677	$ 14,366	$ 14,366	$ 14,366	$ 19,055	$ 19,055	$ 19,055	$ 19,055	$ 19,055
733	621000599	381.0	$ 151,234	$ 180,131	$ 180,131	$ 180,131	$ 260,167	$ 260,167	$ 260,167	$ 261,661	$ 261,661	$ 261,661	$ 270,233	$ 270,233
734	621000599	381.1	$ 16,804	$ 20,015	$ 20,015	$ 20,015	$ 28,907	$ 28,907	$ 28,907	$ 29,073	$ 29,073	$ 29,073	$ 30,026	$ 30,026
735	621000600	378.0	$ -	$ -	$ -	$ -	$ -	$ -	$ -	$ -	$ -	$ -	$ -	$ -
736	621000601	380.0	$ 55,206	$ 66,707	$ 66,707	$ 66,707	$ 103,725	$ 103,725	$ 103,725	$ 140,867	$ 140,867	$ 140,867	$ 174,649	$ 174,649
737	621000601	380.1	$ 5,460	$ 6,597	$ 6,597	$ 6,597	$ 10,259	$ 10,259	$ 10,259	$ 13,932	$ 13,932	$ 13,932	$ 17,273	$ 17,273
738	632000602	376.2	$ 37,774	$ 50,207	$ 50,207	$ 50,207	$ 92,402	$ 92,402	$ 92,402	$ 100,486	$ 100,486	$ 100,486	$ 104,994	$ 104,994

Sponsored by NMGC Witness Erik C. Buchanan

NEW MEXICO GAS COMPANY, INC.

Gross Balances
Base Period - 12 Months Ending March 31, 2023
Future Test Year - 12 Months Ending September 30, 2025

	A	B	Z	AA	AB	AC	AD	AE	AF	AG
1										
2			Balance	Balance	Balance	Balance	Balance	Balance	Balance	Balance
3	Investment Number / Beginning Balance	FERC Account	2/28/2025	3/31/2025	4/30/2025	5/31/2025	6/30/2025	7/31/2025	8/31/2025	9/30/2025
690	620000579	376.2	$ -	$ -	$ -	$ -	$ -	$ -	$ -	$ -
691	620000579	376.4	$ -	$ -	$ -	$ -	$ -	$ -	$ -	$ -
692	620000579	380.0	$ -	$ -	$ -	$ -	$ -	$ -	$ -	$ -
693	620000580	376.1	$ -	$ -	$ -	$ -	$ -	$ -	$ -	$ -
694	620000580	376.2	$ -	$ -	$ -	$ -	$ -	$ -	$ -	$ -
695	620000580	376.4	$ -	$ -	$ -	$ -	$ -	$ -	$ -	$ -
696	620000580	380.0	$ -	$ -	$ -	$ -	$ -	$ -	$ -	$ -
697	627000581	376.1	$ 154,137	$ 154,137	$ 154,137	$ 154,137	$ 154,137	$ 154,137	$ 154,137	$ 154,137
698	627000581	376.2	$ 1,078,958	$ 1,078,958	$ 1,078,958	$ 1,078,958	$ 1,078,958	$ 1,078,958	$ 1,078,958	$ 1,078,958
699	627000581	376.4	$ 77,068	$ 77,068	$ 77,068	$ 77,068	$ 77,068	$ 77,068	$ 77,068	$ 77,068
700	627000581	380.0	$ 231,205	$ 231,205	$ 231,205	$ 231,205	$ 231,205	$ 231,205	$ 231,205	$ 231,205
701	629000582	376.1	$ -	$ -	$ -	$ -	$ -	$ -	$ -	$ -
702	629000582	376.2	$ -	$ -	$ -	$ -	$ -	$ -	$ -	$ -
703	629000582	376.4	$ -	$ -	$ -	$ -	$ -	$ -	$ -	$ -
704	629000582	380.0	$ -	$ -	$ -	$ -	$ -	$ -	$ -	$ -
705	667000583	376.1	$ -	$ -	$ -	$ -	$ -	$ -	$ -	$ -
706	667000583	376.2	$ -	$ -	$ -	$ -	$ -	$ -	$ -	$ -
707	667000583	376.4	$ -	$ -	$ -	$ -	$ -	$ -	$ -	$ -
708	667000583	380.0	$ -	$ -	$ -	$ -	$ -	$ -	$ -	$ -
709	626000584		$ -	$ -	$ -	$ -	$ -	$ -	$ -	$ -
710	T624000585	367.1	$ -	$ -	$ -	$ -	$ -	$ -	$ -	$ -
711	T624000585	368.0	$ -	$ -	$ -	$ -	$ -	$ -	$ -	$ -
712	T624000585	369.0	$ -	$ -	$ -	$ -	$ -	$ -	$ -	$ -
713	T680000586	367.1	$ -	$ -	$ -	$ -	$ -	$ -	$ -	$ -
714	T680000586	368.0	$ -	$ -	$ -	$ -	$ -	$ -	$ -	$ -
715	T680000586	369.0	$ -	$ -	$ -	$ -	$ -	$ -	$ -	$ -
716	T621000587	367.1	$ -	$ -	$ -	$ -	$ -	$ -	$ -	$ -
717	T621000587	368.0	$ -	$ -	$ -	$ -	$ -	$ -	$ -	$ -
718	T621000587	369.0	$ -	$ -	$ -	$ -	$ -	$ -	$ -	$ -
719	T610000589	367.1	$ -	$ -	$ -	$ -	$ -	$ -	$ -	$ -
720	T610000589	368.0	$ -	$ -	$ -	$ -	$ -	$ -	$ -	$ -
721	T610000589	369.0	$ -	$ -	$ -	$ -	$ -	$ -	$ -	$ -
722	T624000591	367.1	$ -	$ -	$ -	$ -	$ -	$ -	$ -	$ -
723	T624000591	368.0	$ -	$ -	$ -	$ -	$ -	$ -	$ -	$ -
724	T624000591	369.0	$ -	$ -	$ -	$ -	$ -	$ -	$ -	$ -
725	601000592	303.3	$ -	$ -	$ -	$ -	$ -	$ -	$ -	$ -
726	601000593	303.3	$ -	$ -	$ -	$ -	$ -	$ -	$ -	$ -
727	601000594	303.3	$ -	$ -	$ -	$ -	$ -	$ -	$ -	$ -
728	601000595	303.3	$ -	$ -	$ -	$ -	$ -	$ -	$ -	$ -
729	601000596	303.3	$ -	$ -	$ -	$ -	$ -	$ -	$ -	$ -
730	621000597	376.2	$ 237,986	$ 255,112	$ 255,112	$ 255,112	$ 311,865	$ 311,865	$ 311,865	$ 348,515
731	621000598	378.0	$ 7,048	$ 7,048	$ 7,048	$ 7,048	$ 8,722	$ 8,722	$ 8,722	$ 10,395
732	621000598	385.0	$ 19,055	$ 19,055	$ 19,055	$ 19,055	$ 23,580	$ 23,580	$ 23,580	$ 28,106
733	621000599	381.0	$ 270,233	$ 299,194	$ 299,194	$ 299,194	$ 379,406	$ 379,406	$ 379,406	$ 380,836
734	621000599	381.1	$ 30,026	$ 33,244	$ 33,244	$ 33,244	$ 42,156	$ 42,156	$ 42,156	$ 42,315
735	621000600	378.0	$ -	$ -	$ -	$ -	$ -	$ -	$ -	$ -
736	621000601	380.0	$ 174,649	$ 185,842	$ 185,842	$ 185,842	$ 222,250	$ 222,250	$ 222,250	$ 258,854
737	621000601	380.1	$ 17,273	$ 18,380	$ 18,380	$ 18,380	$ 21,981	$ 21,981	$ 21,981	$ 25,601
738	632000602	376.2	$ 104,994	$ 117,143	$ 117,143	$ 117,143	$ 159,165	$ 159,165	$ 159,165	$ 167,180

Sponsored by NMGC Witness Erik C. Buchanan

NEW MEXICO GAS COMPANY, INC.

Gross Balances
Base Period - 12 Months Ending March 31, 2023
Future Test Year - 12 Months Ending September 30, 2025

	A	B	C	D	E	F	G	H	I	J	K	L	M
1			Adjusted Base Period										
2			Balance	Balance	Balance	Balance	Balance	Balance	Balance	Balance	Balance	Balance	Balance
3	Investment Number / Beginning Balance	FERC Account	3/31/2023	4/30/2023	5/31/2023	6/30/2023	7/31/2023	8/31/2023	9/30/2023	10/31/2023	11/30/2023	12/31/2023	1/31/2024
739	632000603	378.0	$ -	$ -	$ -	$ -	$ -	$ -	$ -	$ -	$ -	$ -	$ -
740	632000603	385.0	$ -	$ -	$ -	$ -	$ -	$ -	$ -	$ -	$ -	$ -	$ -
741	632000604	381.0	$ -	$ -	$ -	$ 2,476	$ 2,476	$ 2,476	$ 41,389	$ 41,389	$ 41,389	$ 80,591	$ 80,591
742	632000604	381.1	$ -	$ -	$ -	$ 275	$ 275	$ 275	$ 4,599	$ 4,599	$ 4,599	$ 8,955	$ 8,955
743	632000605	380.0	$ -	$ -	$ -	$ 3,070	$ 3,070	$ 3,070	$ 22,170	$ 22,170	$ 22,170	$ 28,524	$ 28,524
744	632000605	380.1	$ -	$ -	$ -	$ 304	$ 304	$ 304	$ 2,193	$ 2,193	$ 2,193	$ 2,821	$ 2,821
745	633000606	376.2	$ -	$ -	$ -	$ -	$ -	$ -	$ -	$ -	$ -	$ -	$ -
746	633000607	378.0	$ -	$ -	$ -	$ -	$ -	$ -	$ -	$ -	$ -	$ -	$ -
747	633000607	385.0	$ -	$ -	$ -	$ -	$ -	$ -	$ -	$ -	$ -	$ -	$ -
748	633000608	381.0	$ -	$ -	$ -	$ 29,601	$ 29,601	$ 29,601	$ 39,842	$ 39,842	$ 39,842	$ 53,220	$ 53,220
749	633000608	381.1	$ -	$ -	$ -	$ 3,289	$ 3,289	$ 3,289	$ 4,427	$ 4,427	$ 4,427	$ 5,913	$ 5,913
750	633000609	380.0	$ -	$ -	$ -	$ 4,004	$ 4,004	$ 4,004	$ 25,258	$ 25,258	$ 25,258	$ 34,472	$ 34,472
751	633000609	380.1	$ -	$ -	$ -	$ 396	$ 396	$ 396	$ 2,498	$ 2,498	$ 2,498	$ 3,409	$ 3,409
752	622000610	376.2	$ -	$ -	$ -	$ 45,533	$ 45,533	$ 45,533	$ 184,445	$ 184,445	$ 184,445	$ 242,023	$ 242,023
753	622000611	378.0	$ -	$ -	$ -	$ 3,999	$ 3,999	$ 3,999	$ 3,999	$ 3,999	$ 3,999	$ 8,359	$ 8,359
754	622000611	385.0	$ -	$ -	$ -	$ 10,812	$ 10,812	$ 10,812	$ 10,812	$ 10,812	$ 10,812	$ 22,600	$ 22,600
755	622000612	381.0	$ -	$ -	$ -	$ 28,337	$ 28,337	$ 28,337	$ 81,170	$ 81,170	$ 81,170	$ 122,055	$ 122,055
756	622000612	381.1	$ -	$ -	$ -	$ 3,149	$ 3,149	$ 3,149	$ 9,019	$ 9,019	$ 9,019	$ 13,562	$ 13,562
757	622000613	378.0	$ -	$ -	$ -	$ -	$ -	$ -	$ -	$ -	$ -	$ -	$ -
758	622000614	380.0	$ -	$ -	$ -	$ 25,018	$ 25,018	$ 25,018	$ 60,299	$ 60,299	$ 60,299	$ 92,015	$ 92,015
759	622000614	380.1	$ -	$ -	$ -	$ 2,474	$ 2,474	$ 2,474	$ 5,964	$ 5,964	$ 5,964	$ 9,100	$ 9,100
760	621000615	376.1	$ -	$ -	$ -	$ 2,268	$ 2,268	$ 2,268	$ 11,707	$ 11,707	$ 11,707	$ 17,252	$ 17,252
761	621000615	376.2	$ -	$ -	$ -	$ 2,434	$ 2,434	$ 2,434	$ 12,563	$ 12,563	$ 12,563	$ 18,514	$ 18,514
762	621000615	376.4	$ -	$ -	$ -	$ 553	$ 553	$ 553	$ 2,855	$ 2,855	$ 2,855	$ 4,208	$ 4,208
763	621000615	380.0	$ -	$ -	$ -	$ 277	$ 277	$ 277	$ 1,428	$ 1,428	$ 1,428	$ 2,104	$ 2,104
764	621000616	376.5	$ -	$ -	$ -	$ 7,041	$ 7,041	$ 7,041	$ 19,905	$ 19,905	$ 19,905	$ 44,136	$ 44,136
765	621000617	378.0	$ -	$ -	$ -	$ 2,800	$ 2,800	$ 2,800	$ 8,433	$ 8,433	$ 8,433	$ 15,648	$ 15,648
766	621000617	385.0	$ -	$ -	$ -	$ 5,199	$ 5,199	$ 5,199	$ 15,661	$ 15,661	$ 15,661	$ 29,061	$ 29,061
767	621000618	381.0	$ -	$ -	$ -	$ -	$ -	$ -	$ -	$ -	$ -	$ -	$ -
768	621000619	380.0	$ -	$ -	$ -	$ (3,159)	$ (3,159)	$ (3,159)	$ 9,222	$ 9,222	$ 9,222	$ 17,788	$ 17,788
769	621000619	380.1	$ -	$ -	$ -	$ (1,419)	$ (1,419)	$ (1,419)	$ 4,143	$ 4,143	$ 4,143	$ 7,992	$ 7,992
770	632000620	376.1	$ -	$ -	$ -	$ 479	$ 479	$ 479	$ 2,069	$ 2,069	$ 2,069	$ 5,161	$ 5,161
771	632000620	376.2	$ -	$ -	$ -	$ 514	$ 514	$ 514	$ 2,220	$ 2,220	$ 2,220	$ 5,539	$ 5,539
772	632000620	376.4	$ -	$ -	$ -	$ 117	$ 117	$ 117	$ 505	$ 505	$ 505	$ 1,259	$ 1,259
773	632000620	380.0	$ -	$ -	$ -	$ 58	$ 58	$ 58	$ 252	$ 252	$ 252	$ 629	$ 629
774	632000621	376.5	$ -	$ -	$ -	$ 1,222	$ 1,222	$ 1,222	$ 4,695	$ 4,695	$ 4,695	$ 8,899	$ 8,899
775	632000622	378.0	$ -	$ -	$ -	$ 1,932	$ 1,932	$ 1,932	$ 5,797	$ 5,797	$ 5,797	$ 6,175	$ 6,175
776	632000622	385.0	$ -	$ -	$ -	$ 3,589	$ 3,589	$ 3,589	$ 10,766	$ 10,766	$ 10,766	$ 11,468	$ 11,468
777	632000623	381.0	$ -	$ -	$ -	$ -	$ -	$ -	$ -	$ -	$ -	$ -	$ -
778	632000624	378.0	$ -	$ -	$ -	$ -	$ -	$ -	$ -	$ -	$ -	$ -	$ -
779	632000625	380.0	$ -	$ -	$ -	$ 108	$ 108	$ 108	$ 5,185	$ 5,185	$ 5,185	$ 13,388	$ 13,388
780	632000625	380.1	$ -	$ -	$ -	$ 48	$ 48	$ 48	$ 2,329	$ 2,329	$ 2,329	$ 6,015	$ 6,015
781	633000626	376.1	$ -	$ -	$ -	$ 106,727	$ 106,727	$ 106,727	$ 106,727	$ 106,727	$ 106,727	$ 106,727	$ 106,727
782	633000626	376.2	$ -	$ -	$ -	$ 114,536	$ 114,536	$ 114,536	$ 114,536	$ 114,536	$ 114,536	$ 114,536	$ 114,536
783	633000626	376.4	$ -	$ -	$ -	$ 26,031	$ 26,031	$ 26,031	$ 26,031	$ 26,031	$ 26,031	$ 26,031	$ 26,031
784	633000626	380.0	$ -	$ -	$ -	$ 13,015	$ 13,015	$ 13,015	$ 13,015	$ 13,015	$ 13,015	$ 13,015	$ 13,015
785	633000627	376.5	$ -	$ -	$ -	$ 4,784	$ 4,784	$ 4,784	$ 4,784	$ 4,784	$ 4,784	$ 11,461	$ 11,461
786	633000628	378.0	$ -	$ -	$ -	$ -	$ -	$ -	$ -	$ -	$ -	$ 6,054	$ 6,054
787	633000628	385.0	$ -	$ -	$ -	$ -	$ -	$ -	$ -	$ -	$ -	$ 11,243	$ 11,243

Sponsored by NMGC Witness Erik C. Buchanan

WP Plant 3 Gross Balances

NEW MEXICO GAS COMPANY, INC.

Gross Balances
Base Period - 12 Months Ending March 31, 2023
Future Test Year - 12 Months Ending September 30, 2025

	A	B	N	O	P	Q	R	S	T	U	V	W	X	Y
1														
2			Balance	Balance	Balance	Balance	Balance	Balance	Balance	Balance	Balance	Balance	Balance	Balance
3	Investment Number / Beginning Balance	FERC Account	2/29/2024	3/31/2024	4/30/2024	5/31/2024	6/30/2024	7/31/2024	8/31/2024	9/30/2024	10/31/2024	11/30/2024	12/31/2024	1/31/2025
739	632000603	378.0	$ -	$ -	$ -	$ -	$ -	$ -	$ -	$ -	$ -	$ -	$ -	$ -
740	632000603	385.0	$ -	$ -	$ -	$ -	$ -	$ -	$ -	$ -	$ -	$ -	$ -	$ -
741	632000604	381.0	$ 80,591	$ 98,405	$ 98,405	$ 98,405	$ 154,483	$ 154,483	$ 154,483	$ 160,952	$ 160,952	$ 160,952	$ 171,652	$ 171,652
742	632000604	381.1	$ 8,955	$ 10,934	$ 10,934	$ 10,934	$ 17,165	$ 17,165	$ 17,165	$ 17,884	$ 17,884	$ 17,884	$ 19,072	$ 19,072
743	632000605	380.0	$ 28,524	$ 35,147	$ 35,147	$ 35,147	$ 54,595	$ 54,595	$ 54,595	$ 73,437	$ 73,437	$ 73,437	$ 98,794	$ 98,794
744	632000605	380.1	$ 2,821	$ 3,476	$ 3,476	$ 3,476	$ 5,400	$ 5,400	$ 5,400	$ 7,263	$ 7,263	$ 7,263	$ 9,771	$ 9,771
745	633000606	376.2	$ -	$ -	$ -	$ -	$ -	$ -	$ -	$ -	$ -	$ -	$ -	$ -
746	633000607	378.0	$ -	$ -	$ -	$ -	$ -	$ -	$ -	$ -	$ -	$ -	$ -	$ -
747	633000607	385.0	$ -	$ -	$ -	$ -	$ -	$ -	$ -	$ -	$ -	$ -	$ -	$ -
748	633000608	381.0	$ 53,220	$ 59,458	$ 59,458	$ 59,458	$ 77,001	$ 77,001	$ 77,001	$ 75,577	$ 75,577	$ 75,577	$ 76,165	$ 76,165
749	633000608	381.1	$ 5,913	$ 6,606	$ 6,606	$ 6,606	$ 8,556	$ 8,556	$ 8,556	$ 8,397	$ 8,397	$ 8,397	$ 8,463	$ 8,463
750	633000609	380.0	$ 34,472	$ 41,432	$ 41,432	$ 41,432	$ 50,241	$ 50,241	$ 50,241	$ 56,304	$ 56,304	$ 56,304	$ 75,975	$ 75,975
751	633000609	380.1	$ 3,409	$ 4,098	$ 4,098	$ 4,098	$ 4,969	$ 4,969	$ 4,969	$ 5,569	$ 5,569	$ 5,569	$ 7,514	$ 7,514
752	622000610	376.2	$ 242,023	$ 219,541	$ 219,541	$ 219,541	$ 434,458	$ 434,458	$ 434,458	$ 555,107	$ 555,107	$ 555,107	$ 631,631	$ 631,631
753	622000611	378.0	$ 8,359	$ 5,928	$ 5,928	$ 5,928	$ 5,928	$ 5,928	$ 5,928	$ 5,928	$ 5,928	$ 5,928	$ 16,637	$ 16,637
754	622000611	385.0	$ 22,600	$ 16,028	$ 16,028	$ 16,028	$ 16,028	$ 16,028	$ 16,028	$ 16,028	$ 16,028	$ 16,028	$ 44,981	$ 44,981
755	622000612	381.0	$ 122,055	$ 135,209	$ 135,209	$ 135,209	$ 177,047	$ 177,047	$ 177,047	$ 186,848	$ 186,848	$ 186,848	$ 208,912	$ 208,912
756	622000612	381.1	$ 13,562	$ 15,023	$ 15,023	$ 15,023	$ 19,672	$ 19,672	$ 19,672	$ 20,761	$ 20,761	$ 20,761	$ 23,212	$ 23,212
757	622000613	378.0	$ -	$ -	$ -	$ -	$ -	$ -	$ -	$ -	$ -	$ -	$ -	$ -
758	622000614	380.0	$ 92,015	$ 108,722	$ 108,722	$ 108,722	$ 133,860	$ 133,860	$ 133,860	$ 166,382	$ 166,382	$ 166,382	$ 226,841	$ 226,841
759	622000614	380.1	$ 9,100	$ 10,753	$ 10,753	$ 10,753	$ 13,239	$ 13,239	$ 13,239	$ 16,455	$ 16,455	$ 16,455	$ 22,435	$ 22,435
760	621000615	376.1	$ 17,252	$ 19,146	$ 19,146	$ 19,146	$ 22,808	$ 22,808	$ 22,808	$ 32,890	$ 32,890	$ 32,890	$ 39,990	$ 39,990
761	621000615	376.2	$ 18,514	$ 20,547	$ 20,547	$ 20,547	$ 24,477	$ 24,477	$ 24,477	$ 35,297	$ 35,297	$ 35,297	$ 42,916	$ 42,916
762	621000615	376.4	$ 4,208	$ 4,670	$ 4,670	$ 4,670	$ 5,563	$ 5,563	$ 5,563	$ 8,022	$ 8,022	$ 8,022	$ 9,754	$ 9,754
763	621000615	380.0	$ 2,104	$ 2,335	$ 2,335	$ 2,335	$ 2,782	$ 2,782	$ 2,782	$ 4,011	$ 4,011	$ 4,011	$ 4,877	$ 4,877
764	621000616	376.5	$ 44,136	$ 51,949	$ 51,949	$ 51,949	$ 63,668	$ 63,668	$ 63,668	$ 75,387	$ 75,387	$ 75,387	$ 91,013	$ 91,013
765	621000617	378.0	$ 15,648	$ 15,648	$ 15,648	$ 15,648	$ 15,648	$ 15,648	$ 15,648	$ 21,285	$ 21,285	$ 21,285	$ 28,521	$ 28,521
766	621000617	385.0	$ 29,061	$ 29,061	$ 29,061	$ 29,061	$ 29,061	$ 29,061	$ 29,061	$ 39,530	$ 39,530	$ 39,530	$ 52,967	$ 52,967
767	621000618	381.0	$ -	$ -	$ -	$ -	$ -	$ -	$ -	$ -	$ -	$ -	$ -	$ -
768	621000619	380.0	$ 17,788	$ 26,568	$ 26,568	$ 26,568	$ 35,062	$ 35,062	$ 35,062	$ 43,644	$ 43,644	$ 43,644	$ 49,627	$ 49,627
769	621000619	380.1	$ 7,992	$ 11,936	$ 11,936	$ 11,936	$ 15,753	$ 15,753	$ 15,753	$ 19,608	$ 19,608	$ 19,608	$ 22,296	$ 22,296
770	632000620	376.1	$ 5,161	$ 5,344	$ 5,344	$ 5,344	$ 7,327	$ 7,327	$ 7,327	$ 7,327	$ 7,327	$ 7,327	$ 10,432	$ 10,432
771	632000620	376.2	$ 5,539	$ 5,735	$ 5,735	$ 5,735	$ 7,863	$ 7,863	$ 7,863	$ 7,863	$ 7,863	$ 7,863	$ 11,195	$ 11,195
772	632000620	376.4	$ 1,259	$ 1,303	$ 1,303	$ 1,303	$ 1,787	$ 1,787	$ 1,787	$ 1,787	$ 1,787	$ 1,787	$ 2,544	$ 2,544
773	632000620	380.0	$ 629	$ 652	$ 652	$ 652	$ 894	$ 894	$ 894	$ 894	$ 894	$ 894	$ 1,272	$ 1,272
774	632000621	376.5	$ 8,899	$ 10,403	$ 10,403	$ 10,403	$ 12,932	$ 12,932	$ 12,932	$ 15,113	$ 15,113	$ 15,113	$ 18,411	$ 18,411
775	632000622	378.0	$ 6,175	$ 6,175	$ 6,175	$ 6,175	$ 8,255	$ 8,255	$ 8,255	$ 12,414	$ 12,414	$ 12,414	$ 21,831	$ 21,831
776	632000622	385.0	$ 11,468	$ 11,468	$ 11,468	$ 11,468	$ 15,330	$ 15,330	$ 15,330	$ 23,054	$ 23,054	$ 23,054	$ 40,544	$ 40,544
777	632000623	381.0	$ -	$ -	$ -	$ -	$ -	$ -	$ -	$ -	$ -	$ -	$ -	$ -
778	632000624	378.0	$ -	$ -	$ -	$ -	$ -	$ -	$ -	$ -	$ -	$ -	$ -	$ -
779	632000625	380.0	$ 13,388	$ 15,099	$ 15,099	$ 15,099	$ 22,689	$ 22,689	$ 22,689	$ 25,585	$ 25,585	$ 25,585	$ 28,997	$ 28,997
780	632000625	380.1	$ 6,015	$ 6,784	$ 6,784	$ 6,784	$ 10,194	$ 10,194	$ 10,194	$ 11,495	$ 11,495	$ 11,495	$ 13,028	$ 13,028
781	633000626	376.1	$ 106,727	$ 106,727	$ 106,727	$ 106,727	$ 106,727	$ 106,727	$ 106,727	$ 114,213	$ 114,213	$ 114,213	$ 131,527	$ 131,527
782	633000626	376.2	$ 114,536	$ 114,536	$ 114,536	$ 114,536	$ 114,536	$ 114,536	$ 114,536	$ 122,570	$ 122,570	$ 122,570	$ 141,151	$ 141,151
783	633000626	376.4	$ 26,031	$ 26,031	$ 26,031	$ 26,031	$ 26,031	$ 26,031	$ 26,031	$ 27,857	$ 27,857	$ 27,857	$ 32,080	$ 32,080
784	633000626	380.0	$ 13,015	$ 13,015	$ 13,015	$ 13,015	$ 13,015	$ 13,015	$ 13,015	$ 13,928	$ 13,928	$ 13,928	$ 16,040	$ 16,040
785	633000627	376.5	$ 11,461	$ 15,565	$ 15,565	$ 15,565	$ 19,589	$ 19,589	$ 19,589	$ 21,616	$ 21,616	$ 21,616	$ 25,193	$ 25,193
786	633000628	378.0	$ 6,054	$ 6,662	$ 6,662	$ 6,662	$ 9,926	$ 9,926	$ 9,926	$ 10,838	$ 10,838	$ 10,838	$ 12,055	$ 12,055
787	633000628	385.0	$ 11,243	$ 12,372	$ 12,372	$ 12,372	$ 18,434	$ 18,434	$ 18,434	$ 20,128	$ 20,128	$ 20,128	$ 22,387	$ 22,387

Sponsored by NMGC Witness Erik C. Buchanan

NEW MEXICO GAS COMPANY, INC.

Gross Balances
Base Period - 12 Months Ending March 31, 2023
Future Test Year - 12 Months Ending September 30, 2025

	A	B	Z	AA	AB	AC	AD	AE	AF	AG
1										
2			Balance	Balance	Balance	Balance	Balance	Balance	Balance	Balance
3	Investment Number / Beginning Balance	FERC Account	2/28/2025	3/31/2025	4/30/2025	5/31/2025	6/30/2025	7/31/2025	8/31/2025	9/30/2025
739	632000603	378.0	$ -	$ -	$ -	$ -	$ -	$ -	$ -	$ -
740	632000603	385.0	$ -	$ -	$ -	$ -	$ -	$ -	$ -	$ -
741	632000604	381.0	$ 171,652	$ 189,505	$ 189,505	$ 189,505	$ 245,707	$ 245,707	$ 245,707	$ 252,178
742	632000604	381.1	$ 19,072	$ 21,056	$ 21,056	$ 21,056	$ 27,301	$ 27,301	$ 27,301	$ 28,020
743	632000605	380.0	$ 98,794	$ 105,690	$ 105,690	$ 105,690	$ 125,175	$ 125,175	$ 125,175	$ 143,949
744	632000605	380.1	$ 9,771	$ 10,453	$ 10,453	$ 10,453	$ 12,380	$ 12,380	$ 12,380	$ 14,237
745	633000606	376.2	$ -	$ -	$ -	$ -	$ -	$ -	$ -	$ -
746	633000607	378.0	$ -	$ -	$ -	$ -	$ -	$ -	$ -	$ -
747	633000607	385.0	$ -	$ -	$ -	$ -	$ -	$ -	$ -	$ -
748	633000608	381.0	$ 76,165	$ 82,417	$ 82,417	$ 82,417	$ 99,999	$ 99,999	$ 99,999	$ 98,567
749	633000608	381.1	$ 8,463	$ 9,157	$ 9,157	$ 9,157	$ 11,111	$ 11,111	$ 11,111	$ 10,952
750	633000609	380.0	$ 75,975	$ 82,874	$ 82,874	$ 82,874	$ 91,617	$ 91,617	$ 91,617	$ 97,651
751	633000609	380.1	$ 7,514	$ 8,196	$ 8,196	$ 8,196	$ 9,061	$ 9,061	$ 9,061	$ 9,658
752	622000610	376.2	$ 631,631	$ 607,413	$ 607,413	$ 607,413	$ 818,479	$ 818,479	$ 818,479	$ 937,398
753	622000611	378.0	$ 16,637	$ 14,212	$ 14,212	$ 14,212	$ 14,212	$ 14,212	$ 14,212	$ 14,212
754	622000611	385.0	$ 44,981	$ 38,426	$ 38,426	$ 38,426	$ 38,426	$ 38,426	$ 38,426	$ 38,426
755	622000612	381.0	$ 208,912	$ 222,095	$ 222,095	$ 222,095	$ 264,025	$ 264,025	$ 264,025	$ 273,841
756	622000612	381.1	$ 23,212	$ 24,677	$ 24,677	$ 24,677	$ 29,336	$ 29,336	$ 29,336	$ 30,427
757	622000613	378.0	$ -	$ -	$ -	$ -	$ -	$ -	$ -	$ -
758	622000614	380.0	$ 226,841	$ 262,918	$ 262,918	$ 262,918	$ 313,624	$ 313,624	$ 313,624	$ 441,688
759	622000614	380.1	$ 22,435	$ 26,003	$ 26,003	$ 26,003	$ 31,018	$ 31,018	$ 31,018	$ 43,683
760	621000615	376.1	$ 39,990	$ 41,877	$ 41,877	$ 41,877	$ 45,524	$ 45,524	$ 45,524	$ 48,021
761	621000615	376.2	$ 42,916	$ 44,941	$ 44,941	$ 44,941	$ 48,855	$ 48,855	$ 48,855	$ 51,534
762	621000615	376.4	$ 9,754	$ 10,214	$ 10,214	$ 10,214	$ 11,103	$ 11,103	$ 11,103	$ 11,712
763	621000615	380.0	$ 4,877	$ 5,107	$ 5,107	$ 5,107	$ 5,552	$ 5,552	$ 5,552	$ 5,856
764	621000616	376.5	$ 91,013	$ 93,768	$ 93,768	$ 93,768	$ 105,453	$ 105,453	$ 105,453	$ 117,139
765	621000617	378.0	$ 28,521	$ 28,521	$ 28,521	$ 28,521	$ 28,521	$ 28,521	$ 28,521	$ 34,139
766	621000617	385.0	$ 52,967	$ 52,967	$ 52,967	$ 52,967	$ 52,967	$ 52,967	$ 52,967	$ 63,400
767	621000618	381.0	$ -	$ -	$ -	$ -	$ -	$ -	$ -	$ -
768	621000619	380.0	$ 49,627	$ 58,362	$ 58,362	$ 58,362	$ 66,819	$ 66,819	$ 66,819	$ 75,352
769	621000619	380.1	$ 22,296	$ 26,221	$ 26,221	$ 26,221	$ 30,020	$ 30,020	$ 30,020	$ 33,854
770	632000620	376.1	$ 10,432	$ 10,614	$ 10,614	$ 10,614	$ 12,588	$ 12,588	$ 12,588	$ 12,588
771	632000620	376.2	$ 11,195	$ 11,391	$ 11,391	$ 11,391	$ 13,509	$ 13,509	$ 13,509	$ 13,509
772	632000620	376.4	$ 2,544	$ 2,589	$ 2,589	$ 2,589	$ 3,070	$ 3,070	$ 3,070	$ 3,070
773	632000620	380.0	$ 1,272	$ 1,294	$ 1,294	$ 1,294	$ 1,535	$ 1,535	$ 1,535	$ 1,535
774	632000621	376.5	$ 18,411	$ 19,911	$ 19,911	$ 19,911	$ 22,432	$ 22,432	$ 22,432	$ 24,605
775	632000622	378.0	$ 21,831	$ 21,831	$ 21,831	$ 21,831	$ 23,901	$ 23,901	$ 23,901	$ 28,039
776	632000622	385.0	$ 40,544	$ 40,544	$ 40,544	$ 40,544	$ 44,387	$ 44,387	$ 44,387	$ 52,072
777	632000623	381.0	$ -	$ -	$ -	$ -	$ -	$ -	$ -	$ -
778	632000624	378.0	$ -	$ -	$ -	$ -	$ -	$ -	$ -	$ -
779	632000625	380.0	$ 28,997	$ 30,699	$ 30,699	$ 30,699	$ 38,215	$ 38,215	$ 38,215	$ 41,081
780	632000625	380.1	$ 13,028	$ 13,792	$ 13,792	$ 13,792	$ 17,169	$ 17,169	$ 17,169	$ 18,457
781	633000626	376.1	$ 131,527	$ 131,527	$ 131,527	$ 131,527	$ 131,527	$ 131,527	$ 131,527	$ 138,988
782	633000626	376.2	$ 141,151	$ 141,151	$ 141,151	$ 141,151	$ 141,151	$ 141,151	$ 141,151	$ 149,157
783	633000626	376.4	$ 32,080	$ 32,080	$ 32,080	$ 32,080	$ 32,080	$ 32,080	$ 32,080	$ 33,899
784	633000626	380.0	$ 16,040	$ 16,040	$ 16,040	$ 16,040	$ 16,040	$ 16,040	$ 16,040	$ 16,950
785	633000627	376.5	$ 25,193	$ 29,281	$ 29,281	$ 29,281	$ 33,288	$ 33,288	$ 33,288	$ 35,308
786	633000628	378.0	$ 12,055	$ 12,055	$ 12,055	$ 12,055	$ 18,280	$ 18,280	$ 18,280	$ 18,280
787	633000628	385.0	$ 22,387	$ 22,387	$ 22,387	$ 22,387	$ 33,949	$ 33,949	$ 33,949	$ 33,949

Sponsored by NMGC Witness Erik C. Buchanan

NEW MEXICO GAS COMPANY, INC.

Gross Balances
Base Period - 12 Months Ending March 31, 2023
Future Test Year - 12 Months Ending September 30, 2025

	A	B	C	D	E	F	G	H	I	J	K	L	M
1			Adjusted Base Period										
2			Balance	Balance	Balance	Balance	Balance	Balance	Balance	Balance	Balance	Balance	Balance
3	Investment Number / Beginning Balance	FERC Account	3/31/2023	4/30/2023	5/31/2023	6/30/2023	7/31/2023	8/31/2023	9/30/2023	10/31/2023	11/30/2023	12/31/2023	1/31/2024
788	633000629	381.0	$ -	$ -	$ -	$ -	$ -	$ -	$ -	$ -	$ -	$ -	$ -
789	633000630	380.0	$ -	$ -	$ -	$ (252)	$ (252)	$ (252)	$ 4,392	$ 4,392	$ 4,392	$ 10,951	$ 10,951
790	633000630	380.1	$ -	$ -	$ -	$ (113)	$ (113)	$ (113)	$ 1,973	$ 1,973	$ 1,973	$ 4,920	$ 4,920
791	622000631	376.1	$ -	$ -	$ -	$ 10,103	$ 10,103	$ 10,103	$ 11,639	$ 11,639	$ 11,639	$ 12,386	$ 12,386
792	622000631	376.2	$ -	$ -	$ -	$ 10,842	$ 10,842	$ 10,842	$ 12,490	$ 12,490	$ 12,490	$ 13,292	$ 13,292
793	622000631	376.4	$ -	$ -	$ -	$ 2,464	$ 2,464	$ 2,464	$ 2,839	$ 2,839	$ 2,839	$ 3,021	$ 3,021
794	622000631	380.0	$ -	$ -	$ -	$ 1,232	$ 1,232	$ 1,232	$ 1,419	$ 1,419	$ 1,419	$ 1,510	$ 1,510
795	622000632	376.5	$ -	$ -	$ -	$ 860	$ 860	$ 860	$ 3,153	$ 3,153	$ 3,153	$ 5,147	$ 5,147
796	622000633	378.0	$ -	$ -	$ -	$ 3,644	$ 3,644	$ 3,644	$ 11,055	$ 11,055	$ 11,055	$ 11,117	$ 11,117
797	622000633	385.0	$ -	$ -	$ -	$ 6,768	$ 6,768	$ 6,768	$ 20,531	$ 20,531	$ 20,531	$ 20,646	$ 20,646
798	622000634	381.0	$ -	$ -	$ -	$ -	$ -	$ -	$ -	$ -	$ -	$ -	$ -
799	622000635	378.0	$ -	$ -	$ -	$ -	$ -	$ -	$ -	$ -	$ -	$ -	$ -
800	622000636	380.0	$ -	$ -	$ -	$ 84,519	$ 84,519	$ 84,519	$ 84,945	$ 84,945	$ 84,945	$ 86,098	$ 86,098
801	622000636	380.1	$ -	$ -	$ -	$ 37,972	$ 37,972	$ 37,972	$ 38,164	$ 38,164	$ 38,164	$ 38,682	$ 38,682
802	610000637	376.2	$ -	$ -	$ -	$ 1,278,626	$ 1,278,626	$ 1,278,626	$ 1,565,659	$ 1,565,659	$ 1,565,659	$ 2,042,971	$ 2,042,971
803	610000638	376.3	$ -	$ -	$ -	$ -	$ -	$ -	$ -	$ -	$ -	$ -	$ -
804	610000639	378.0	$ -	$ -	$ -	$ 65,016	$ 65,016	$ 65,016	$ 70,294	$ 70,294	$ 70,294	$ 80,186	$ 80,186
805	610000639	385.0	$ -	$ -	$ -	$ 175,784	$ 175,784	$ 175,784	$ 190,055	$ 190,055	$ 190,055	$ 216,800	$ 216,800
806	610000640	381.0	$ -	$ -	$ -	$ 859,926	$ 859,926	$ 859,926	$ 1,511,515	$ 1,511,515	$ 1,511,515	$ 2,517,654	$ 2,517,654
807	610000640	381.1	$ -	$ -	$ -	$ 95,547	$ 95,547	$ 95,547	$ 167,946	$ 167,946	$ 167,946	$ 279,739	$ 279,739
808	610000641	380.0	$ -	$ -	$ -	$ 871,420	$ 871,420	$ 871,420	$ 1,216,423	$ 1,216,423	$ 1,216,423	$ 2,488,614	$ 2,488,614
809	610000641	380.1	$ -	$ -	$ -	$ 86,184	$ 86,184	$ 86,184	$ 120,306	$ 120,306	$ 120,306	$ 246,127	$ 246,127
810	610000642	376.1	$ -	$ -	$ -	$ 143,662	$ 143,662	$ 143,662	$ 301,557	$ 301,557	$ 301,557	$ 489,027	$ 489,027
811	610000642	376.2	$ -	$ -	$ -	$ 154,174	$ 154,174	$ 154,174	$ 323,622	$ 323,622	$ 323,622	$ 524,809	$ 524,809
812	610000642	376.4	$ -	$ -	$ -	$ 35,039	$ 35,039	$ 35,039	$ 73,550	$ 73,550	$ 73,550	$ 119,275	$ 119,275
813	610000642	380.0	$ -	$ -	$ -	$ 17,520	$ 17,520	$ 17,520	$ 36,775	$ 36,775	$ 36,775	$ 59,637	$ 59,637
814	610000643	376.5	$ -	$ -	$ -	$ 319,195	$ 319,195	$ 319,195	$ 409,880	$ 409,880	$ 409,880	$ 529,902	$ 529,902
815	610000644	378.0	$ -	$ -	$ -	$ 8,871	$ 8,871	$ 8,871	$ 23,158	$ 23,158	$ 23,158	$ 42,329	$ 42,329
816	610000644	385.0	$ -	$ -	$ -	$ 16,474	$ 16,474	$ 16,474	$ 43,007	$ 43,007	$ 43,007	$ 78,610	$ 78,610
817	610000645	381.0	$ -	$ -	$ -	$ -	$ -	$ -	$ -	$ -	$ -	$ -	$ -
818	610000646	380.0	$ -	$ -	$ -	$ 327,757	$ 327,757	$ 327,757	$ 571,115	$ 571,115	$ 571,115	$ 898,536	$ 898,536
819	610000646	380.1	$ -	$ -	$ -	$ 147,253	$ 147,253	$ 147,253	$ 256,588	$ 256,588	$ 256,588	$ 403,690	$ 403,690
820	624000647	376.2	$ -	$ -	$ -	$ -	$ -	$ -	$ -	$ -	$ -	$ -	$ -
821	624000648	376.2	$ -	$ -	$ -	$ -	$ -	$ -	$ -	$ -	$ -	$ -	$ -
822	624000649	378.0	$ -	$ -	$ -	$ -	$ -	$ -	$ 5,525	$ 5,525	$ 5,525	$ 5,525	$ 5,525
823	624000649	385.0	$ -	$ -	$ -	$ -	$ -	$ -	$ 14,939	$ 14,939	$ 14,939	$ 14,939	$ 14,939
824	624000650	381.0	$ -	$ -	$ -	$ 82,069	$ 82,069	$ 82,069	$ 198,374	$ 198,374	$ 198,374	$ 244,567	$ 244,567
825	624000650	381.1	$ -	$ -	$ -	$ 9,119	$ 9,119	$ 9,119	$ 22,042	$ 22,042	$ 22,042	$ 27,174	$ 27,174
826	624000651	380.0	$ -	$ -	$ -	$ 151,297	$ 151,297	$ 151,297	$ 238,771	$ 238,771	$ 238,771	$ 328,285	$ 328,285
827	624000651	380.1	$ -	$ -	$ -	$ 14,963	$ 14,963	$ 14,963	$ 23,615	$ 23,615	$ 23,615	$ 32,468	$ 32,468
828	620000652	376.2	$ -	$ -	$ -	$ 113,210	$ 113,210	$ 113,210	$ 158,999	$ 158,999	$ 158,999	$ 192,439	$ 192,439
829	620000653	378.0	$ -	$ -	$ -	$ 49	$ 49	$ 49	$ 1,888	$ 1,888	$ 1,888	$ 2,154	$ 2,154
830	620000653	385.0	$ -	$ -	$ -	$ 132	$ 132	$ 132	$ 5,105	$ 5,105	$ 5,105	$ 5,823	$ 5,823
831	620000654	381.0	$ -	$ -	$ -	$ 45,957	$ 45,957	$ 45,957	$ 45,957	$ 45,957	$ 45,957	$ 45,957	$ 45,957
832	620000654	381.1	$ -	$ -	$ -	$ 5,106	$ 5,106	$ 5,106	$ 5,106	$ 5,106	$ 5,106	$ 5,106	$ 5,106
833	620000655	380.0	$ -	$ -	$ -	$ 12,319	$ 12,319	$ 12,319	$ 21,155	$ 21,155	$ 21,155	$ 26,025	$ 26,025
834	620000655	380.1	$ -	$ -	$ -	$ 1,218	$ 1,218	$ 1,218	$ 2,092	$ 2,092	$ 2,092	$ 2,574	$ 2,574
835	629000656	376.2	$ -	$ -	$ -	$ 60,353	$ 60,353	$ 60,353	$ 67,253	$ 67,253	$ 67,253	$ 71,431	$ 71,431
836	629000657	378.0	$ -	$ -	$ -	$ -	$ -	$ -	$ 1,803	$ 1,803	$ 1,803	$ 3,915	$ 3,915

Sponsored by NMGC Witness Erik C. Buchanan

NEW MEXICO GAS COMPANY, INC.

Gross Balances
Base Period - 12 Months Ending March 31, 2023
Future Test Year - 12 Months Ending September 30, 2025

	A	B	N	O	P	Q	R	S	T	U	V	W	X	Y
1														
2			Balance	Balance	Balance	Balance	Balance	Balance	Balance	Balance	Balance	Balance	Balance	Balance
3	Investment Number / Beginning Balance	FERC Account	2/29/2024	3/31/2024	4/30/2024	5/31/2024	6/30/2024	7/31/2024	8/31/2024	9/30/2024	10/31/2024	11/30/2024	12/31/2024	1/31/2025
788	633000629	381.0	$ -	$ -	$ -	$ -	$ -	$ -	$ -	$ -	$ -	$ -	$ -	$ -
789	633000630	380.0	$ 10,951	$ 10,951	$ 10,951	$ 10,951	$ 11,995	$ 11,995	$ 11,995	$ 12,095	$ 12,095	$ 12,095	$ 21,635	$ 21,635
790	633000630	380.1	$ 4,920	$ 4,920	$ 4,920	$ 4,920	$ 5,389	$ 5,389	$ 5,389	$ 5,434	$ 5,434	$ 5,434	$ 9,720	$ 9,720
791	622000631	376.1	$ 12,386	$ 7,312	$ 7,312	$ 7,312	$ 28,466	$ 28,466	$ 28,466	$ 29,239	$ 29,239	$ 29,239	$ 30,830	$ 30,830
792	622000631	376.2	$ 13,292	$ 7,847	$ 7,847	$ 7,847	$ 30,549	$ 30,549	$ 30,549	$ 31,379	$ 31,379	$ 31,379	$ 33,086	$ 33,086
793	622000631	376.4	$ 3,021	$ 1,783	$ 1,783	$ 1,783	$ 6,943	$ 6,943	$ 6,943	$ 7,132	$ 7,132	$ 7,132	$ 7,519	$ 7,519
794	622000631	380.0	$ 1,510	$ 892	$ 892	$ 892	$ 3,471	$ 3,471	$ 3,471	$ 3,566	$ 3,566	$ 3,566	$ 3,760	$ 3,760
795	622000632	376.5	$ 5,147	$ 5,810	$ 5,810	$ 5,810	$ 7,321	$ 7,321	$ 7,321	$ 8,966	$ 8,966	$ 8,966	$ 10,293	$ 10,293
796	622000633	378.0	$ 11,117	$ 11,117	$ 11,117	$ 11,117	$ 14,756	$ 14,756	$ 14,756	$ 22,173	$ 22,173	$ 22,173	$ 22,235	$ 22,235
797	622000633	385.0	$ 20,646	$ 20,646	$ 20,646	$ 20,646	$ 27,405	$ 27,405	$ 27,405	$ 41,178	$ 41,178	$ 41,178	$ 41,293	$ 41,293
798	622000634	381.0	$ -	$ -	$ -	$ -	$ -	$ -	$ -	$ -	$ -	$ -	$ -	$ -
799	622000635	378.0	$ -	$ -	$ -	$ -	$ -	$ -	$ -	$ -	$ -	$ -	$ -	$ -
800	622000636	380.0	$ 86,098	$ 86,341	$ 86,341	$ 86,341	$ 86,706	$ 86,706	$ 86,706	$ 87,132	$ 87,132	$ 87,132	$ 88,288	$ 88,288
801	622000636	380.1	$ 38,682	$ 38,791	$ 38,791	$ 38,791	$ 38,955	$ 38,955	$ 38,955	$ 39,146	$ 39,146	$ 39,146	$ 39,666	$ 39,666
802	610000637	376.2	$ 2,042,971	$ 2,251,128	$ 2,251,128	$ 2,251,128	$ 2,725,244	$ 2,725,244	$ 2,725,244	$ 3,171,539	$ 3,171,539	$ 3,171,539	$ 3,814,476	$ 3,814,476
803	610000638	376.3	$ -	$ -	$ -	$ -	$ -	$ -	$ -	$ -	$ -	$ -	$ -	$ -
804	610000639	378.0	$ 80,186	$ 91,236	$ 91,236	$ 91,236	$ 106,850	$ 106,850	$ 106,850	$ 122,556	$ 122,556	$ 122,556	$ 145,315	$ 145,315
805	610000639	385.0	$ 216,800	$ 246,674	$ 246,674	$ 246,674	$ 288,891	$ 288,891	$ 288,891	$ 331,356	$ 331,356	$ 331,356	$ 392,888	$ 392,888
806	610000640	381.0	$ 2,517,654	$ 3,311,311	$ 3,311,311	$ 3,311,311	$ 4,453,124	$ 4,453,124	$ 4,453,124	$ 5,361,529	$ 5,361,529	$ 5,361,529	$ 6,227,880	$ 6,227,880
807	610000640	381.1	$ 279,739	$ 367,923	$ 367,923	$ 367,923	$ 494,792	$ 494,792	$ 494,792	$ 595,725	$ 595,725	$ 595,725	$ 691,987	$ 691,987
808	610000641	380.0	$ 2,488,614	$ 3,166,431	$ 3,166,431	$ 3,166,431	$ 4,158,028	$ 4,158,028	$ 4,158,028	$ 4,662,261	$ 4,662,261	$ 4,662,261	$ 5,557,422	$ 5,557,422
809	610000641	380.1	$ 246,127	$ 313,164	$ 313,164	$ 313,164	$ 411,234	$ 411,234	$ 411,234	$ 461,103	$ 461,103	$ 461,103	$ 549,635	$ 549,635
810	610000642	376.1	$ 489,027	$ 612,442	$ 612,442	$ 612,442	$ 764,998	$ 764,998	$ 764,998	$ 969,509	$ 969,509	$ 969,509	$ 1,154,778	$ 1,154,778
811	610000642	376.2	$ 524,809	$ 657,255	$ 657,255	$ 657,255	$ 820,974	$ 820,974	$ 820,974	$ 1,040,449	$ 1,040,449	$ 1,040,449	$ 1,239,274	$ 1,239,274
812	610000642	376.4	$ 119,275	$ 149,376	$ 149,376	$ 149,376	$ 186,585	$ 186,585	$ 186,585	$ 236,466	$ 236,466	$ 236,466	$ 281,653	$ 281,653
813	610000642	380.0	$ 59,637	$ 74,688	$ 74,688	$ 74,688	$ 93,292	$ 93,292	$ 93,292	$ 118,233	$ 118,233	$ 118,233	$ 140,827	$ 140,827
814	610000643	376.5	$ 529,902	$ 652,738	$ 652,738	$ 652,738	$ 849,072	$ 849,072	$ 849,072	$ 1,113,353	$ 1,113,353	$ 1,113,353	$ 1,439,531	$ 1,439,531
815	610000644	378.0	$ 42,329	$ 52,132	$ 52,132	$ 52,132	$ 80,917	$ 80,917	$ 80,917	$ 115,569	$ 115,569	$ 115,569	$ 141,453	$ 141,453
816	610000644	385.0	$ 78,610	$ 96,816	$ 96,816	$ 96,816	$ 150,275	$ 150,275	$ 150,275	$ 214,628	$ 214,628	$ 214,628	$ 262,699	$ 262,699
817	610000645	381.0	$ -	$ -	$ -	$ -	$ -	$ -	$ -	$ -	$ -	$ -	$ -	$ -
818	610000646	380.0	$ 898,536	$ 1,191,693	$ 1,191,693	$ 1,191,693	$ 1,610,825	$ 1,610,825	$ 1,610,825	$ 1,961,571	$ 1,961,571	$ 1,961,571	$ 2,369,038	$ 2,369,038
819	610000646	380.1	$ 403,690	$ 535,398	$ 535,398	$ 535,398	$ 723,704	$ 723,704	$ 723,704	$ 881,285	$ 881,285	$ 881,285	$ 1,064,350	$ 1,064,350
820	624000647	376.2	$ -	$ -	$ -	$ -	$ -	$ -	$ -	$ -	$ -	$ -	$ -	$ -
821	624000648	376.2	$ -	$ -	$ -	$ -	$ -	$ -	$ -	$ -	$ -	$ -	$ -	$ -
822	624000649	378.0	$ 5,525	$ 5,525	$ 5,525	$ 5,525	$ 5,525	$ 5,525	$ 5,525	$ 10,767	$ 10,767	$ 10,767	$ 10,767	$ 10,767
823	624000649	385.0	$ 14,939	$ 14,939	$ 14,939	$ 14,939	$ 14,939	$ 14,939	$ 14,939	$ 29,110	$ 29,110	$ 29,110	$ 29,110	$ 29,110
824	624000650	381.0	$ 244,567	$ 284,268	$ 284,268	$ 284,268	$ 345,317	$ 345,317	$ 345,317	$ 404,772	$ 404,772	$ 404,772	$ 485,351	$ 485,351
825	624000650	381.1	$ 27,174	$ 31,585	$ 31,585	$ 31,585	$ 38,369	$ 38,369	$ 38,369	$ 44,975	$ 44,975	$ 44,975	$ 53,928	$ 53,928
826	624000651	380.0	$ 328,285	$ 357,741	$ 357,741	$ 357,741	$ 407,206	$ 407,206	$ 407,206	$ 489,072	$ 489,072	$ 489,072	$ 571,073	$ 571,073
827	624000651	380.1	$ 32,468	$ 35,381	$ 35,381	$ 35,381	$ 40,273	$ 40,273	$ 40,273	$ 48,370	$ 48,370	$ 48,370	$ 56,480	$ 56,480
828	620000652	376.2	$ 192,439	$ 181,995	$ 181,995	$ 181,995	$ 263,664	$ 263,664	$ 263,664	$ 353,274	$ 353,274	$ 353,274	$ 386,884	$ 386,884
829	620000653	378.0	$ 2,154	$ 2,154	$ 2,154	$ 2,154	$ 2,798	$ 2,798	$ 2,798	$ 3,990	$ 3,990	$ 3,990	$ 4,257	$ 4,257
830	620000653	385.0	$ 5,823	$ 5,823	$ 5,823	$ 5,823	$ 7,565	$ 7,565	$ 7,565	$ 10,789	$ 10,789	$ 10,789	$ 11,508	$ 11,508
831	620000654	381.0	$ 45,957	$ 52,980	$ 52,980	$ 52,980	$ 62,739	$ 62,739	$ 62,739	$ 72,065	$ 72,065	$ 72,065	$ 81,234	$ 81,234
832	620000654	381.1	$ 5,106	$ 5,887	$ 5,887	$ 5,887	$ 6,971	$ 6,971	$ 6,971	$ 8,007	$ 8,007	$ 8,007	$ 9,026	$ 9,026
833	620000655	380.0	$ 26,025	$ 27,654	$ 27,654	$ 27,654	$ 33,502	$ 33,502	$ 33,502	$ 44,324	$ 44,324	$ 44,324	$ 56,838	$ 56,838
834	620000655	380.1	$ 2,574	$ 2,735	$ 2,735	$ 2,735	$ 3,313	$ 3,313	$ 3,313	$ 4,384	$ 4,384	$ 4,384	$ 5,621	$ 5,621
835	629000656	376.2	$ 71,431	$ 73,073	$ 73,073	$ 73,073	$ 68,035	$ 68,035	$ 68,035	$ 77,424	$ 77,424	$ 77,424	$ 106,282	$ 106,282
836	629000657	378.0	$ 3,915	$ 3,915	$ 3,915	$ 3,915	$ 5,980	$ 5,980	$ 5,980	$ 5,980	$ 5,980	$ 5,980	$ 8,242	$ 8,242

Sponsored by NMGC Witness Erik C. Buchanan

NEW MEXICO GAS COMPANY, INC.

Gross Balances
Base Period - 12 Months Ending March 31, 2023
Future Test Year - 12 Months Ending September 30, 2025

	A	B	Z	AA	AB	AC	AD	AE	AF	AG
1										
2			Balance	Balance	Balance	Balance	Balance	Balance	Balance	Balance
3	Investment Number / Beginning Balance	FERC Account	2/28/2025	3/31/2025	4/30/2025	5/31/2025	6/30/2025	7/31/2025	8/31/2025	9/30/2025
788	633000629	381.0	$ -	$ -	$ -	$ -	$ -	$ -	$ -	$ -
789	633000630	380.0	$ 21,635	$ 21,635	$ 21,635	$ 21,635	$ 22,674	$ 22,674	$ 22,674	$ 22,773
790	633000630	380.1	$ 9,720	$ 9,720	$ 9,720	$ 9,720	$ 10,187	$ 10,187	$ 10,187	$ 10,231
791	622000631	376.1	$ 30,830	$ 25,769	$ 25,769	$ 25,769	$ 46,835	$ 46,835	$ 46,835	$ 47,605
792	622000631	376.2	$ 33,086	$ 27,655	$ 27,655	$ 27,655	$ 50,262	$ 50,262	$ 50,262	$ 51,088
793	622000631	376.4	$ 7,519	$ 6,285	$ 6,285	$ 6,285	$ 11,423	$ 11,423	$ 11,423	$ 11,611
794	622000631	380.0	$ 3,760	$ 3,143	$ 3,143	$ 3,143	$ 5,712	$ 5,712	$ 5,712	$ 5,806
795	622000632	376.5	$ 10,293	$ 10,955	$ 10,955	$ 10,955	$ 12,461	$ 12,461	$ 12,461	$ 14,100
796	622000633	378.0	$ 22,235	$ 22,235	$ 22,235	$ 22,235	$ 25,865	$ 25,865	$ 25,865	$ 33,255
797	622000633	385.0	$ 41,293	$ 41,293	$ 41,293	$ 41,293	$ 48,034	$ 48,034	$ 48,034	$ 61,760
798	622000634	381.0	$ -	$ -	$ -	$ -	$ -	$ -	$ -	$ -
799	622000635	378.0	$ -	$ -	$ -	$ -	$ -	$ -	$ -	$ -
800	622000636	380.0	$ 88,288	$ 88,530	$ 88,530	$ 88,530	$ 88,894	$ 88,894	$ 88,894	$ 89,319
801	622000636	380.1	$ 39,666	$ 39,774	$ 39,774	$ 39,774	$ 39,938	$ 39,938	$ 39,938	$ 40,129
802	610000637	376.2	$ 3,814,476	$ 4,023,094	$ 4,023,094	$ 4,023,094	$ 4,491,153	$ 4,491,153	$ 4,491,153	$ 4,937,649
803	610000638	376.3	$ -	$ -	$ -	$ -	$ -	$ -	$ -	$ -
804	610000639	378.0	$ 145,315	$ 155,048	$ 155,048	$ 155,048	$ 169,835	$ 169,835	$ 169,835	$ 185,347
805	610000639	385.0	$ 392,888	$ 419,204	$ 419,204	$ 419,204	$ 459,184	$ 459,184	$ 459,184	$ 501,124
806	610000640	381.0	$ 6,227,880	$ 6,994,467	$ 6,994,467	$ 6,994,467	$ 8,142,499	$ 8,142,499	$ 8,142,499	$ 9,093,353
807	610000640	381.1	$ 691,987	$ 777,163	$ 777,163	$ 777,163	$ 904,722	$ 904,722	$ 904,722	$ 1,010,373
808	610000641	380.0	$ 5,557,422	$ 6,270,710	$ 6,270,710	$ 6,270,710	$ 7,175,837	$ 7,175,837	$ 7,175,837	$ 7,588,411
809	610000641	380.1	$ 549,635	$ 620,180	$ 620,180	$ 620,180	$ 709,698	$ 709,698	$ 709,698	$ 750,502
810	610000642	376.1	$ 1,154,778	$ 1,305,735	$ 1,305,735	$ 1,305,735	$ 1,458,019	$ 1,458,019	$ 1,458,019	$ 1,667,797
811	610000642	376.2	$ 1,239,274	$ 1,401,276	$ 1,401,276	$ 1,401,276	$ 1,564,703	$ 1,564,703	$ 1,564,703	$ 1,789,831
812	610000642	376.4	$ 281,653	$ 318,472	$ 318,472	$ 318,472	$ 355,614	$ 355,614	$ 355,614	$ 406,780
813	610000642	380.0	$ 140,827	$ 159,236	$ 159,236	$ 159,236	$ 177,807	$ 177,807	$ 177,807	$ 203,390
814	610000643	376.5	$ 1,439,531	$ 1,569,247	$ 1,569,247	$ 1,569,247	$ 1,782,332	$ 1,782,332	$ 1,782,332	$ 2,038,549
815	610000644	378.0	$ 141,453	$ 150,205	$ 150,205	$ 150,205	$ 177,865	$ 177,865	$ 177,865	$ 211,227
816	610000644	385.0	$ 262,699	$ 278,952	$ 278,952	$ 278,952	$ 330,320	$ 330,320	$ 330,320	$ 392,279
817	610000645	381.0	$ -	$ -	$ -	$ -	$ -	$ -	$ -	$ -
818	610000646	380.0	$ 2,369,038	$ 2,648,854	$ 2,648,854	$ 2,648,854	$ 3,130,303	$ 3,130,303	$ 3,130,303	$ 3,462,915
819	610000646	380.1	$ 1,064,350	$ 1,190,065	$ 1,190,065	$ 1,190,065	$ 1,406,368	$ 1,406,368	$ 1,406,368	$ 1,555,802
820	624000647	376.2	$ -	$ -	$ -	$ -	$ -	$ -	$ -	$ -
821	624000648	376.2	$ -	$ -	$ -	$ -	$ -	$ -	$ -	$ -
822	624000649	378.0	$ 10,767	$ 10,767	$ 10,767	$ 10,767	$ 10,767	$ 10,767	$ 10,767	$ 13,295
823	624000649	385.0	$ 29,110	$ 29,110	$ 29,110	$ 29,110	$ 29,110	$ 29,110	$ 29,110	$ 35,946
824	624000650	381.0	$ 485,351	$ 526,763	$ 526,763	$ 526,763	$ 588,882	$ 588,882	$ 588,882	$ 651,000
825	624000650	381.1	$ 53,928	$ 58,529	$ 58,529	$ 58,529	$ 65,431	$ 65,431	$ 65,431	$ 72,333
826	624000651	380.0	$ 571,073	$ 603,199	$ 603,199	$ 603,199	$ 667,512	$ 667,512	$ 667,512	$ 742,700
827	624000651	380.1	$ 56,480	$ 59,657	$ 59,657	$ 59,657	$ 66,018	$ 66,018	$ 66,018	$ 73,454
828	620000652	376.2	$ 386,884	$ 398,575	$ 398,575	$ 398,575	$ 454,290	$ 454,290	$ 454,290	$ 515,965
829	620000653	378.0	$ 4,257	$ 4,257	$ 4,257	$ 4,257	$ 4,899	$ 4,899	$ 4,899	$ 6,088
830	620000653	385.0	$ 11,508	$ 11,508	$ 11,508	$ 11,508	$ 13,246	$ 13,246	$ 13,246	$ 16,461
831	620000654	381.0	$ 81,234	$ 88,273	$ 88,273	$ 88,273	$ 98,054	$ 98,054	$ 98,054	$ 107,396
832	620000654	381.1	$ 9,026	$ 9,808	$ 9,808	$ 9,808	$ 10,895	$ 10,895	$ 10,895	$ 11,933
833	620000655	380.0	$ 56,838	$ 58,458	$ 58,458	$ 58,458	$ 64,279	$ 64,279	$ 64,279	$ 75,020
834	620000655	380.1	$ 5,621	$ 5,782	$ 5,782	$ 5,782	$ 6,357	$ 6,357	$ 6,357	$ 7,420
835	629000656	376.2	$ 106,282	$ 107,915	$ 107,915	$ 107,915	$ 102,535	$ 102,535	$ 102,535	$ 111,879
836	629000657	378.0	$ 8,242	$ 8,242	$ 8,242	$ 8,242	$ 10,301	$ 10,301	$ 10,301	$ 10,301

Sponsored by NMGC Witness Erik C. Buchanan

NEW MEXICO GAS COMPANY, INC.

Gross Balances
Base Period - 12 Months Ending March 31, 2023
Future Test Year - 12 Months Ending September 30, 2025

	A	B	C	D	E	F	G	H	I	J	K	L	M
1			Adjusted Base Period										
2			Balance	Balance	Balance	Balance	Balance	Balance	Balance	Balance	Balance	Balance	Balance
3	Investment Number / Beginning Balance	FERC Account	3/31/2023	4/30/2023	5/31/2023	6/30/2023	7/31/2023	8/31/2023	9/30/2023	10/31/2023	11/30/2023	12/31/2023	1/31/2024
837	629000657	385.0	$ -	$ -	$ -	$ -	$ -	$ -	$ 4,875	$ 4,875	$ 4,875	$ 10,586	$ 10,586
838	629000658	381.0	$ -	$ -	$ -	$ 65,022	$ 65,022	$ 65,022	$ 96,157	$ 96,157	$ 96,157	$ 96,157	$ 96,157
839	629000658	381.1	$ -	$ -	$ -	$ 7,225	$ 7,225	$ 7,225	$ 10,684	$ 10,684	$ 10,684	$ 10,684	$ 10,684
840	629000659	380.0	$ -	$ -	$ -	$ 9,440	$ 9,440	$ 9,440	$ 22,336	$ 22,336	$ 22,336	$ 40,579	$ 40,579
841	629000659	380.1	$ -	$ -	$ -	$ 934	$ 934	$ 934	$ 2,209	$ 2,209	$ 2,209	$ 4,013	$ 4,013
842	627000660	376.2	$ -	$ -	$ -	$ -	$ -	$ -	$ -	$ -	$ -	$ -	$ -
843	627000661	376.2	$ -	$ -	$ -	$ -	$ -	$ -	$ 6,072	$ 6,072	$ 6,072	$ 6,072	$ 6,072
844	627000662	381.0	$ -	$ -	$ -	$ 24,749	$ 24,749	$ 24,749	$ 46,220	$ 46,220	$ 46,220	$ 69,691	$ 69,691
845	627000662	381.1	$ -	$ -	$ -	$ 2,750	$ 2,750	$ 2,750	$ 5,136	$ 5,136	$ 5,136	$ 7,743	$ 7,743
846	627000663	380.0	$ -	$ -	$ -	$ 9,654	$ 9,654	$ 9,654	$ 22,752	$ 22,752	$ 22,752	$ 26,517	$ 26,517
847	627000663	380.1	$ -	$ -	$ -	$ 955	$ 955	$ 955	$ 2,250	$ 2,250	$ 2,250	$ 2,623	$ 2,623
848	624000664	376.1	$ -	$ -	$ -	$ 31,858	$ 31,858	$ 31,858	$ 82,769	$ 82,769	$ 82,769	$ 146,461	$ 146,461
849	624000664	376.2	$ -	$ -	$ -	$ 34,189	$ 34,189	$ 34,189	$ 88,825	$ 88,825	$ 88,825	$ 157,178	$ 157,178
850	624000664	376.4	$ -	$ -	$ -	$ 7,770	$ 7,770	$ 7,770	$ 20,188	$ 20,188	$ 20,188	$ 35,722	$ 35,722
851	624000664	380.0	$ -	$ -	$ -	$ 3,885	$ 3,885	$ 3,885	$ 10,094	$ 10,094	$ 10,094	$ 17,861	$ 17,861
852	624000665	376.5	$ -	$ -	$ -	$ 336,591	$ 336,591	$ 336,591	$ 354,075	$ 354,075	$ 354,075	$ 371,362	$ 371,362
853	624000666	378.0	$ -	$ -	$ -	$ 9,683	$ 9,683	$ 9,683	$ 13,666	$ 13,666	$ 13,666	$ 19,407	$ 19,407
854	624000666	385.0	$ -	$ -	$ -	$ 17,982	$ 17,982	$ 17,982	$ 25,379	$ 25,379	$ 25,379	$ 36,041	$ 36,041
855	624000667	381.0	$ -	$ -	$ -	$ -	$ -	$ -	$ -	$ -	$ -	$ -	$ -
856	624000668	380.0	$ -	$ -	$ -	$ 27,422	$ 27,422	$ 27,422	$ 94,380	$ 94,380	$ 94,380	$ 172,409	$ 172,409
857	624000668	380.1	$ -	$ -	$ -	$ 12,320	$ 12,320	$ 12,320	$ 42,403	$ 42,403	$ 42,403	$ 77,459	$ 77,459
858	620000669	376.1	$ -	$ -	$ -	$ 41,962	$ 41,962	$ 41,962	$ 41,962	$ 41,962	$ 41,962	$ 41,962	$ 41,962
859	620000669	376.2	$ -	$ -	$ -	$ 45,032	$ 45,032	$ 45,032	$ 45,032	$ 45,032	$ 45,032	$ 45,032	$ 45,032
860	620000669	376.4	$ -	$ -	$ -	$ 10,235	$ 10,235	$ 10,235	$ 10,235	$ 10,235	$ 10,235	$ 10,235	$ 10,235
861	620000669	380.0	$ -	$ -	$ -	$ 5,117	$ 5,117	$ 5,117	$ 5,117	$ 5,117	$ 5,117	$ 5,117	$ 5,117
862	620000670	376.5	$ -	$ -	$ -	$ -	$ -	$ -	$ 13,560	$ 13,560	$ 13,560	$ 13,560	$ 13,560
863	620000671	378.0	$ -	$ -	$ -	$ 1,059	$ 1,059	$ 1,059	$ 1,059	$ 1,059	$ 1,059	$ 1,059	$ 1,059
864	620000671	385.0	$ -	$ -	$ -	$ 1,966	$ 1,966	$ 1,966	$ 1,966	$ 1,966	$ 1,966	$ 1,966	$ 1,966
865	620000672	381.0	$ -	$ -	$ -	$ -	$ -	$ -	$ -	$ -	$ -	$ -	$ -
866	620000673	380.0	$ -	$ -	$ -	$ (2,697)	$ (2,697)	$ (2,697)	$ 9,158	$ 9,158	$ 9,158	$ 11,887	$ 11,887
867	620000673	380.1	$ -	$ -	$ -	$ (1,212)	$ (1,212)	$ (1,212)	$ 4,114	$ 4,114	$ 4,114	$ 5,341	$ 5,341
868	629000674	376.1	$ -	$ -	$ -	$ -	$ -	$ -	$ -	$ -	$ -	$ -	$ -
869	629000674	376.2	$ -	$ -	$ -	$ -	$ -	$ -	$ -	$ -	$ -	$ -	$ -
870	629000674	376.4	$ -	$ -	$ -	$ -	$ -	$ -	$ -	$ -	$ -	$ -	$ -
871	629000674	380.0	$ -	$ -	$ -	$ -	$ -	$ -	$ -	$ -	$ -	$ -	$ -
872	629000675	376.1	$ -	$ -	$ -	$ 46,455	$ 46,455	$ 46,455	$ 59,070	$ 59,070	$ 59,070	$ 66,479	$ 66,479
873	629000675	376.2	$ -	$ -	$ -	$ 49,854	$ 49,854	$ 49,854	$ 63,392	$ 63,392	$ 63,392	$ 71,344	$ 71,344
874	629000675	376.4	$ -	$ -	$ -	$ 11,331	$ 11,331	$ 11,331	$ 14,407	$ 14,407	$ 14,407	$ 16,214	$ 16,214
875	629000675	380.0	$ -	$ -	$ -	$ 5,665	$ 5,665	$ 5,665	$ 7,204	$ 7,204	$ 7,204	$ 8,107	$ 8,107
876	629000676	376.5	$ -	$ -	$ -	$ 4,236	$ 4,236	$ 4,236	$ 16,943	$ 16,943	$ 16,943	$ 29,278	$ 29,278
877	629000677	378.0	$ -	$ -	$ -	$ 14,623	$ 14,623	$ 14,623	$ 14,623	$ 14,623	$ 14,623	$ 14,623	$ 14,623
878	629000677	385.0	$ -	$ -	$ -	$ 27,156	$ 27,156	$ 27,156	$ 27,156	$ 27,156	$ 27,156	$ 27,156	$ 27,156
879	629000678	381.0	$ -	$ -	$ -	$ -	$ -	$ -	$ -	$ -	$ -	$ -	$ -
880	629000679	380.0	$ -	$ -	$ -	$ 482	$ 482	$ 482	$ 4,160	$ 4,160	$ 4,160	$ 4,160	$ 4,160
881	629000679	380.1	$ -	$ -	$ -	$ 217	$ 217	$ 217	$ 1,869	$ 1,869	$ 1,869	$ 1,869	$ 1,869
882	627000680	376.1	$ -	$ -	$ -	$ 8,350	$ 8,350	$ 8,350	$ 18,912	$ 18,912	$ 18,912	$ 18,912	$ 18,912
883	627000680	376.2	$ -	$ -	$ -	$ 8,961	$ 8,961	$ 8,961	$ 20,296	$ 20,296	$ 20,296	$ 20,296	$ 20,296
884	627000680	376.4	$ -	$ -	$ -	$ 2,037	$ 2,037	$ 2,037	$ 4,613	$ 4,613	$ 4,613	$ 4,613	$ 4,613
885	627000680	380.0	$ -	$ -	$ -	$ 1,018	$ 1,018	$ 1,018	$ 2,306	$ 2,306	$ 2,306	$ 2,306	$ 2,306

Sponsored by NMGC Witness Erik C. Buchanan

NEW MEXICO GAS COMPANY, INC.

Gross Balances
Base Period - 12 Months Ending March 31, 2023
Future Test Year - 12 Months Ending September 30, 2025

	A	B	N	O	P	Q	R	S	T	U	V	W	X	Y
1														
2			Balance	Balance	Balance	Balance	Balance	Balance	Balance	Balance	Balance	Balance	Balance	Balance
3	Investment Number / Beginning Balance	FERC Account	2/29/2024	3/31/2024	4/30/2024	5/31/2024	6/30/2024	7/31/2024	8/31/2024	9/30/2024	10/31/2024	11/30/2024	12/31/2024	1/31/2025
837	629000657	385.0	$ 10,586	$ 10,586	$ 10,586	$ 10,586	$ 16,169	$ 16,169	$ 16,169	$ 16,169	$ 16,169	$ 16,169	$ 22,283	$ 22,283
838	629000658	381.0	$ 96,157	$ 123,757	$ 123,757	$ 123,757	$ 191,894	$ 191,894	$ 191,894	$ 185,660	$ 185,660	$ 185,660	$ 240,188	$ 240,188
839	629000658	381.1	$ 10,684	$ 13,751	$ 13,751	$ 13,751	$ 21,322	$ 21,322	$ 21,322	$ 20,629	$ 20,629	$ 20,629	$ 26,688	$ 26,688
840	629000659	380.0	$ 40,579	$ 56,856	$ 56,856	$ 56,856	$ 61,773	$ 61,773	$ 61,773	$ 70,413	$ 70,413	$ 70,413	$ 100,491	$ 100,491
841	629000659	380.1	$ 4,013	$ 5,623	$ 5,623	$ 5,623	$ 6,109	$ 6,109	$ 6,109	$ 6,964	$ 6,964	$ 6,964	$ 9,939	$ 9,939
842	627000660	376.2	$ -	$ -	$ -	$ -	$ -	$ -	$ -	$ -	$ -	$ -	$ -	$ -
843	627000661	376.2	$ 6,072	$ 6,072	$ 6,072	$ 6,072	$ 2,543	$ 2,543	$ 2,543	$ 15,810	$ 15,810	$ 15,810	$ 15,810	$ 15,810
844	627000662	381.0	$ 69,691	$ 90,879	$ 90,879	$ 90,879	$ 123,367	$ 123,367	$ 123,367	$ 134,660	$ 134,660	$ 134,660	$ 149,843	$ 149,843
845	627000662	381.1	$ 7,743	$ 10,098	$ 10,098	$ 10,098	$ 13,707	$ 13,707	$ 13,707	$ 14,962	$ 14,962	$ 14,962	$ 16,649	$ 16,649
846	627000663	380.0	$ 26,517	$ 37,493	$ 37,493	$ 37,493	$ 43,438	$ 43,438	$ 43,438	$ 53,748	$ 53,748	$ 53,748	$ 65,789	$ 65,789
847	627000663	380.1	$ 2,623	$ 3,708	$ 3,708	$ 3,708	$ 4,296	$ 4,296	$ 4,296	$ 5,316	$ 5,316	$ 5,316	$ 6,507	$ 6,507
848	624000664	376.1	$ 146,461	$ 173,962	$ 173,962	$ 173,962	$ 216,682	$ 216,682	$ 216,682	$ 257,933	$ 257,933	$ 257,933	$ 313,414	$ 313,414
849	624000664	376.2	$ 157,178	$ 186,691	$ 186,691	$ 186,691	$ 232,537	$ 232,537	$ 232,537	$ 276,807	$ 276,807	$ 276,807	$ 336,346	$ 336,346
850	624000664	376.4	$ 35,722	$ 42,430	$ 42,430	$ 42,430	$ 52,849	$ 52,849	$ 52,849	$ 62,911	$ 62,911	$ 62,911	$ 76,442	$ 76,442
851	624000664	380.0	$ 17,861	$ 21,215	$ 21,215	$ 21,215	$ 26,425	$ 26,425	$ 26,425	$ 31,455	$ 31,455	$ 31,455	$ 38,221	$ 38,221
852	624000665	376.5	$ 371,362	$ 380,557	$ 380,557	$ 380,557	$ 383,505	$ 383,505	$ 383,505	$ 394,987	$ 394,987	$ 394,987	$ 445,437	$ 445,437
853	624000666	378.0	$ 19,407	$ 19,645	$ 19,645	$ 19,645	$ 36,480	$ 36,480	$ 36,480	$ 36,840	$ 36,840	$ 36,840	$ 40,852	$ 40,852
854	624000666	385.0	$ 36,041	$ 36,484	$ 36,484	$ 36,484	$ 67,748	$ 67,748	$ 67,748	$ 68,417	$ 68,417	$ 68,417	$ 75,867	$ 75,867
855	624000667	381.0	$ -	$ -	$ -	$ -	$ -	$ -	$ -	$ -	$ -	$ -	$ -	$ -
856	624000668	380.0	$ 172,409	$ 195,829	$ 195,829	$ 195,829	$ 246,626	$ 246,626	$ 246,626	$ 298,746	$ 298,746	$ 298,746	$ 350,221	$ 350,221
857	624000668	380.1	$ 77,459	$ 87,981	$ 87,981	$ 87,981	$ 110,803	$ 110,803	$ 110,803	$ 134,219	$ 134,219	$ 134,219	$ 157,346	$ 157,346
858	620000669	376.1	$ 41,962	$ 42,189	$ 42,189	$ 42,189	$ 47,595	$ 47,595	$ 47,595	$ 48,022	$ 48,022	$ 48,022	$ 50,949	$ 50,949
859	620000669	376.2	$ 45,032	$ 45,276	$ 45,276	$ 45,276	$ 51,078	$ 51,078	$ 51,078	$ 51,535	$ 51,535	$ 51,535	$ 54,677	$ 54,677
860	620000669	376.4	$ 10,235	$ 10,290	$ 10,290	$ 10,290	$ 11,609	$ 11,609	$ 11,609	$ 11,713	$ 11,713	$ 11,713	$ 12,427	$ 12,427
861	620000669	380.0	$ 5,117	$ 5,145	$ 5,145	$ 5,145	$ 5,804	$ 5,804	$ 5,804	$ 5,856	$ 5,856	$ 5,856	$ 6,213	$ 6,213
862	620000670	376.5	$ 13,560	$ 13,560	$ 13,560	$ 13,560	$ 13,560	$ 13,560	$ 13,560	$ 26,406	$ 26,406	$ 26,406	$ 26,406	$ 26,406
863	620000671	378.0	$ 1,059	$ 1,059	$ 1,059	$ 1,059	$ 2,093	$ 2,093	$ 2,093	$ 2,093	$ 2,093	$ 2,093	$ 2,093	$ 2,093
864	620000671	385.0	$ 1,966	$ 1,966	$ 1,966	$ 1,966	$ 3,887	$ 3,887	$ 3,887	$ 3,887	$ 3,887	$ 3,887	$ 3,887	$ 3,887
865	620000672	381.0	$ -	$ -	$ -	$ -	$ -	$ -	$ -	$ -	$ -	$ -	$ -	$ -
866	620000673	380.0	$ 11,887	$ 13,673	$ 13,673	$ 13,673	$ 15,695	$ 15,695	$ 15,695	$ 21,275	$ 21,275	$ 21,275	$ 24,853	$ 24,853
867	620000673	380.1	$ 5,341	$ 6,143	$ 6,143	$ 6,143	$ 7,051	$ 7,051	$ 7,051	$ 9,558	$ 9,558	$ 9,558	$ 11,166	$ 11,166
868	629000674	376.1	$ -	$ -	$ -	$ -	$ -	$ -	$ -	$ -	$ -	$ -	$ -	$ -
869	629000674	376.2	$ -	$ -	$ -	$ -	$ -	$ -	$ -	$ -	$ -	$ -	$ -	$ -
870	629000674	376.4	$ -	$ -	$ -	$ -	$ -	$ -	$ -	$ -	$ -	$ -	$ -	$ -
871	629000674	380.0	$ -	$ -	$ -	$ -	$ -	$ -	$ -	$ -	$ -	$ -	$ -	$ -
872	629000675	376.1	$ 66,479	$ 73,905	$ 73,905	$ 73,905	$ 87,890	$ 87,890	$ 87,890	$ 94,313	$ 94,313	$ 94,313	$ 103,338	$ 103,338
873	629000675	376.2	$ 71,344	$ 79,313	$ 79,313	$ 79,313	$ 94,321	$ 94,321	$ 94,321	$ 101,214	$ 101,214	$ 101,214	$ 110,899	$ 110,899
874	629000675	376.4	$ 16,214	$ 18,026	$ 18,026	$ 18,026	$ 21,437	$ 21,437	$ 21,437	$ 23,003	$ 23,003	$ 23,003	$ 25,204	$ 25,204
875	629000675	380.0	$ 8,107	$ 9,013	$ 9,013	$ 9,013	$ 10,718	$ 10,718	$ 10,718	$ 11,502	$ 11,502	$ 11,502	$ 12,602	$ 12,602
876	629000676	376.5	$ 29,278	$ 29,278	$ 29,278	$ 29,278	$ 45,993	$ 45,993	$ 45,993	$ 63,014	$ 63,014	$ 63,014	$ 63,014	$ 63,014
877	629000677	378.0	$ 14,623	$ 14,623	$ 14,623	$ 14,623	$ 15,066	$ 15,066	$ 15,066	$ 18,706	$ 18,706	$ 18,706	$ 18,706	$ 18,706
878	629000677	385.0	$ 27,156	$ 27,156	$ 27,156	$ 27,156	$ 27,980	$ 27,980	$ 27,980	$ 34,739	$ 34,739	$ 34,739	$ 34,739	$ 34,739
879	629000678	381.0	$ -	$ -	$ -	$ -	$ -	$ -	$ -	$ -	$ -	$ -	$ -	$ -
880	629000679	380.0	$ 4,160	$ 10,845	$ 10,845	$ 10,845	$ 12,537	$ 12,537	$ 12,537	$ 16,192	$ 16,192	$ 16,192	$ 23,433	$ 23,433
881	629000679	380.1	$ 1,869	$ 4,872	$ 4,872	$ 4,872	$ 5,633	$ 5,633	$ 5,633	$ 7,274	$ 7,274	$ 7,274	$ 10,528	$ 10,528
882	627000680	376.1	$ 18,912	$ 20,944	$ 20,944	$ 20,944	$ 32,986	$ 32,986	$ 32,986	$ 46,947	$ 46,947	$ 46,947	$ 54,563	$ 54,563
883	627000680	376.2	$ 20,296	$ 22,477	$ 22,477	$ 22,477	$ 35,399	$ 35,399	$ 35,399	$ 50,382	$ 50,382	$ 50,382	$ 58,555	$ 58,555
884	627000680	376.4	$ 4,613	$ 5,108	$ 5,108	$ 5,108	$ 8,045	$ 8,045	$ 8,045	$ 11,450	$ 11,450	$ 11,450	$ 13,308	$ 13,308
885	627000680	380.0	$ 2,306	$ 2,554	$ 2,554	$ 2,554	$ 4,023	$ 4,023	$ 4,023	$ 5,725	$ 5,725	$ 5,725	$ 6,654	$ 6,654

NEW MEXICO GAS COMPANY, INC.

Gross Balances
Base Period - 12 Months Ending March 31, 2023
Future Test Year - 12 Months Ending September 30, 2025

	A	B	Z	AA	AB	AC	AD	AE	AF	AG
1										
2			Balance	Balance	Balance	Balance	Balance	Balance	Balance	Balance
3	Investment Number / Beginning Balance	FERC Account	2/28/2025	3/31/2025	4/30/2025	5/31/2025	6/30/2025	7/31/2025	8/31/2025	9/30/2025
837	629000657	385.0	$ 22,283	$ 22,283	$ 22,283	$ 22,283	$ 27,852	$ 27,852	$ 27,852	$ 27,852
838	629000658	381.0	$ 240,188	$ 267,843	$ 267,843	$ 267,843	$ 336,130	$ 336,130	$ 336,130	$ 329,868
839	629000658	381.1	$ 26,688	$ 29,760	$ 29,760	$ 29,760	$ 37,348	$ 37,348	$ 37,348	$ 36,652
840	629000659	380.0	$ 100,491	$ 116,621	$ 116,621	$ 116,621	$ 121,519	$ 121,519	$ 121,519	$ 130,030
841	629000659	380.1	$ 9,939	$ 11,534	$ 11,534	$ 11,534	$ 12,018	$ 12,018	$ 12,018	$ 12,860
842	627000660	376.2	$ -	$ -	$ -	$ -	$ -	$ -	$ -	$ -
843	627000661	376.2	$ 15,810	$ 15,810	$ 15,810	$ 15,810	$ 12,289	$ 12,289	$ 12,289	$ 25,464
844	627000662	381.0	$ 149,843	$ 171,078	$ 171,078	$ 171,078	$ 203,636	$ 203,636	$ 203,636	$ 214,947
845	627000662	381.1	$ 16,649	$ 19,009	$ 19,009	$ 19,009	$ 22,626	$ 22,626	$ 22,626	$ 23,883
846	627000663	380.0	$ 65,789	$ 76,599	$ 76,599	$ 76,599	$ 82,514	$ 82,514	$ 82,514	$ 92,746
847	627000663	380.1	$ 6,507	$ 7,576	$ 7,576	$ 7,576	$ 8,161	$ 8,161	$ 8,161	$ 9,173
848	624000664	376.1	$ 313,414	$ 341,938	$ 341,938	$ 341,938	$ 386,167	$ 386,167	$ 386,167	$ 428,954
849	624000664	376.2	$ 336,346	$ 366,958	$ 366,958	$ 366,958	$ 414,424	$ 414,424	$ 414,424	$ 460,341
850	624000664	376.4	$ 76,442	$ 83,400	$ 83,400	$ 83,400	$ 94,187	$ 94,187	$ 94,187	$ 104,623
851	624000664	380.0	$ 38,221	$ 41,700	$ 41,700	$ 41,700	$ 47,094	$ 47,094	$ 47,094	$ 52,311
852	624000665	376.5	$ 445,437	$ 455,028	$ 455,028	$ 455,028	$ 458,105	$ 458,105	$ 458,105	$ 470,113
853	624000666	378.0	$ 40,852	$ 41,089	$ 41,089	$ 41,089	$ 57,782	$ 57,782	$ 57,782	$ 58,142
854	624000666	385.0	$ 75,867	$ 76,307	$ 76,307	$ 76,307	$ 107,310	$ 107,310	$ 107,310	$ 107,978
855	624000667	381.0	$ -	$ -	$ -	$ -	$ -	$ -	$ -	$ -
856	624000668	380.0	$ 350,221	$ 377,017	$ 377,017	$ 377,017	$ 424,787	$ 424,787	$ 424,787	$ 477,157
857	624000668	380.1	$ 157,346	$ 169,384	$ 169,384	$ 169,384	$ 190,846	$ 190,846	$ 190,846	$ 214,375
858	620000669	376.1	$ 50,949	$ 51,176	$ 51,176	$ 51,176	$ 56,555	$ 56,555	$ 56,555	$ 56,980
859	620000669	376.2	$ 54,677	$ 54,920	$ 54,920	$ 54,920	$ 60,693	$ 60,693	$ 60,693	$ 61,149
860	620000669	376.4	$ 12,427	$ 12,482	$ 12,482	$ 12,482	$ 13,794	$ 13,794	$ 13,794	$ 13,897
861	620000669	380.0	$ 6,213	$ 6,241	$ 6,241	$ 6,241	$ 6,897	$ 6,897	$ 6,897	$ 6,949
862	620000670	376.5	$ 26,406	$ 26,406	$ 26,406	$ 26,406	$ 26,406	$ 26,406	$ 26,406	$ 38,805
863	620000671	378.0	$ 2,093	$ 2,093	$ 2,093	$ 2,093	$ 3,125	$ 3,125	$ 3,125	$ 3,125
864	620000671	385.0	$ 3,887	$ 3,887	$ 3,887	$ 3,887	$ 5,803	$ 5,803	$ 5,803	$ 5,803
865	620000672	381.0	$ -	$ -	$ -	$ -	$ -	$ -	$ -	$ -
866	620000673	380.0	$ 24,853	$ 26,623	$ 26,623	$ 26,623	$ 28,576	$ 28,576	$ 28,576	$ 34,085
867	620000673	380.1	$ 11,166	$ 11,961	$ 11,961	$ 11,961	$ 12,839	$ 12,839	$ 12,839	$ 15,314
868	629000674	376.1	$ -	$ -	$ -	$ -	$ -	$ -	$ -	$ -
869	629000674	376.2	$ -	$ -	$ -	$ -	$ -	$ -	$ -	$ -
870	629000674	376.4	$ -	$ -	$ -	$ -	$ -	$ -	$ -	$ -
871	629000674	380.0	$ -	$ -	$ -	$ -	$ -	$ -	$ -	$ -
872	629000675	376.1	$ 103,338	$ 109,096	$ 109,096	$ 109,096	$ 117,734	$ 117,734	$ 117,734	$ 126,372
873	629000675	376.2	$ 110,899	$ 117,079	$ 117,079	$ 117,079	$ 126,349	$ 126,349	$ 126,349	$ 135,618
874	629000675	376.4	$ 25,204	$ 26,609	$ 26,609	$ 26,609	$ 28,716	$ 28,716	$ 28,716	$ 30,822
875	629000675	380.0	$ 12,602	$ 13,304	$ 13,304	$ 13,304	$ 14,358	$ 14,358	$ 14,358	$ 15,411
876	629000676	376.5	$ 63,014	$ 63,014	$ 63,014	$ 63,014	$ 65,375	$ 65,375	$ 65,375	$ 94,044
877	629000677	378.0	$ 18,706	$ 18,706	$ 18,706	$ 18,706	$ 18,991	$ 18,991	$ 18,991	$ 22,621
878	629000677	385.0	$ 34,739	$ 34,739	$ 34,739	$ 34,739	$ 35,268	$ 35,268	$ 35,268	$ 42,010
879	629000678	381.0	$ -	$ -	$ -	$ -	$ -	$ -	$ -	$ -
880	629000679	380.0	$ 23,433	$ 30,016	$ 30,016	$ 30,016	$ 31,599	$ 31,599	$ 31,599	$ 35,132
881	629000679	380.1	$ 10,528	$ 13,485	$ 13,485	$ 13,485	$ 14,197	$ 14,197	$ 14,197	$ 15,784
882	627000680	376.1	$ 54,563	$ 58,418	$ 58,418	$ 58,418	$ 68,321	$ 68,321	$ 68,321	$ 80,048
883	627000680	376.2	$ 58,555	$ 62,692	$ 62,692	$ 62,692	$ 73,321	$ 73,321	$ 73,321	$ 85,905
884	627000680	376.4	$ 13,308	$ 14,248	$ 14,248	$ 14,248	$ 16,664	$ 16,664	$ 16,664	$ 19,524
885	627000680	380.0	$ 6,654	$ 7,124	$ 7,124	$ 7,124	$ 8,332	$ 8,332	$ 8,332	$ 9,762

NEW MEXICO GAS COMPANY, INC.

Gross Balances
Base Period - 12 Months Ending March 31, 2023
Future Test Year - 12 Months Ending September 30, 2025

	A	B	C	D	E	F	G	H	I	J	K	L	M
1			Adjusted Base Period										
2			Balance	Balance	Balance	Balance	Balance	Balance	Balance	Balance	Balance	Balance	Balance
3	Investment Number / Beginning Balance	FERC Account	3/31/2023	4/30/2023	5/31/2023	6/30/2023	7/31/2023	8/31/2023	9/30/2023	10/31/2023	11/30/2023	12/31/2023	1/31/2024
886	627000681	376.5	$ -	$ -	$ -	$ 188,009	$ 188,009	$ 188,009	$ 206,004	$ 206,004	$ 206,004	$ 222,945	$ 222,945
887	627000682	378.0	$ -	$ -	$ -	$ -	$ -	$ -	$ -	$ -	$ -	$ 1,822	$ 1,822
888	627000682	385.0	$ -	$ -	$ -	$ -	$ -	$ -	$ -	$ -	$ -	$ 3,384	$ 3,384
889	627000683	381.0	$ -	$ -	$ -	$ -	$ -	$ -	$ -	$ -	$ -	$ -	$ -
890	626000684	380.0	$ -	$ -	$ -	$ -	$ -	$ -	$ -	$ -	$ -	$ -	$ -
891	626000684	380.1	$ -	$ -	$ -	$ -	$ -	$ -	$ -	$ -	$ -	$ -	$ -
892	626000685	376.2	$ -	$ -	$ -	$ 14,580	$ 14,580	$ 14,580	$ 34,800	$ 34,800	$ 34,800	$ 45,192	$ 45,192
893	626000686	378.0	$ -	$ -	$ -	$ -	$ -	$ -	$ 1,232	$ 1,232	$ 1,232	$ 4,728	$ 4,728
894	626000686	385.0	$ -	$ -	$ -	$ -	$ -	$ -	$ 3,332	$ 3,332	$ 3,332	$ 12,783	$ 12,783
895	626000687	381.0	$ -	$ -	$ -	$ 66,179	$ 66,179	$ 66,179	$ 66,179	$ 66,179	$ 66,179	$ 66,179	$ 66,179
896	626000687	381.1	$ -	$ -	$ -	$ 7,353	$ 7,353	$ 7,353	$ 7,353	$ 7,353	$ 7,353	$ 7,353	$ 7,353
897	626000688	380.0	$ -	$ -	$ -	$ 19,949	$ 19,949	$ 19,949	$ 35,555	$ 35,555	$ 35,555	$ 50,075	$ 50,075
898	626000688	380.1	$ -	$ -	$ -	$ 1,973	$ 1,973	$ 1,973	$ 3,516	$ 3,516	$ 3,516	$ 4,952	$ 4,952
899	626000689	376.1	$ -	$ -	$ -	$ 7,711	$ 7,711	$ 7,711	$ 17,379	$ 17,379	$ 17,379	$ 31,913	$ 31,913
900	626000689	376.2	$ -	$ -	$ -	$ 8,276	$ 8,276	$ 8,276	$ 18,651	$ 18,651	$ 18,651	$ 34,248	$ 34,248
901	626000689	376.4	$ -	$ -	$ -	$ 1,881	$ 1,881	$ 1,881	$ 4,239	$ 4,239	$ 4,239	$ 7,784	$ 7,784
902	626000689	380.0	$ -	$ -	$ -	$ 940	$ 940	$ 940	$ 2,119	$ 2,119	$ 2,119	$ 3,892	$ 3,892
903	626000690	376.5	$ -	$ -	$ -	$ 877	$ 877	$ 877	$ 4,244	$ 4,244	$ 4,244	$ 21,902	$ 21,902
904	626000691	378.0	$ -	$ -	$ -	$ -	$ -	$ -	$ -	$ -	$ -	$ 8,108	$ 8,108
905	626000691	385.0	$ -	$ -	$ -	$ -	$ -	$ -	$ -	$ -	$ -	$ 15,057	$ 15,057
906	626000692	381.0	$ -	$ -	$ -	$ -	$ -	$ -	$ -	$ -	$ -	$ -	$ -
907	626000693	380.0	$ -	$ -	$ -	$ 67,393	$ 67,393	$ 67,393	$ 103,669	$ 103,669	$ 103,669	$ 153,944	$ 153,944
908	626000693	380.1	$ -	$ -	$ -	$ 30,278	$ 30,278	$ 30,278	$ 46,576	$ 46,576	$ 46,576	$ 69,163	$ 69,163
909	625000694	376.1	$ -	$ -	$ -	$ 32,789	$ 32,789	$ 32,789	$ 32,789	$ 32,789	$ 32,789	$ 32,789	$ 32,789
910	625000694	376.2	$ -	$ -	$ -	$ 35,188	$ 35,188	$ 35,188	$ 35,188	$ 35,188	$ 35,188	$ 35,188	$ 35,188
911	625000694	376.4	$ -	$ -	$ -	$ 7,997	$ 7,997	$ 7,997	$ 7,997	$ 7,997	$ 7,997	$ 7,997	$ 7,997
912	625000694	380.0	$ -	$ -	$ -	$ 3,999	$ 3,999	$ 3,999	$ 3,999	$ 3,999	$ 3,999	$ 3,999	$ 3,999
913	625000695	378.0	$ -	$ -	$ -	$ -	$ -	$ -	$ -	$ -	$ -	$ -	$ -
914	625000695	385.0	$ -	$ -	$ -	$ -	$ -	$ -	$ -	$ -	$ -	$ -	$ -
915	634000696	376.1	$ -	$ -	$ -	$ (195)	$ (195)	$ (195)	$ 21	$ 21	$ 21	$ 20,206	$ 20,206
916	634000696	376.2	$ -	$ -	$ -	$ (210)	$ (210)	$ (210)	$ 22	$ 22	$ 22	$ 21,685	$ 21,685
917	634000696	376.4	$ -	$ -	$ -	$ (48)	$ (48)	$ (48)	$ 5	$ 5	$ 5	$ 4,928	$ 4,928
918	634000696	380.0	$ -	$ -	$ -	$ (24)	$ (24)	$ (24)	$ 3	$ 3	$ 3	$ 2,464	$ 2,464
919	662000697	376.2	$ -	$ -	$ -	$ 136,583	$ 136,583	$ 136,583	$ 220,749	$ 220,749	$ 220,749	$ 330,668	$ 330,668
920	662000698	378.0	$ -	$ -	$ -	$ -	$ -	$ -	$ 285	$ 285	$ 285	$ 285	$ 285
921	662000698	385.0	$ -	$ -	$ -	$ -	$ -	$ -	$ 771	$ 771	$ 771	$ 771	$ 771
922	662000699	381.0	$ -	$ -	$ -	$ 15,329	$ 15,329	$ 15,329	$ 29,786	$ 29,786	$ 29,786	$ 52,636	$ 52,636
923	662000699	381.1	$ -	$ -	$ -	$ 1,703	$ 1,703	$ 1,703	$ 3,310	$ 3,310	$ 3,310	$ 5,848	$ 5,848
924	662000700	380.0	$ -	$ -	$ -	$ 25,946	$ 25,946	$ 25,946	$ 50,823	$ 50,823	$ 50,823	$ 81,116	$ 81,116
925	662000700	380.1	$ -	$ -	$ -	$ 2,566	$ 2,566	$ 2,566	$ 5,026	$ 5,026	$ 5,026	$ 8,022	$ 8,022
926	667000701	376.2	$ -	$ -	$ -	$ 93,448	$ 93,448	$ 93,448	$ 280,423	$ 280,423	$ 280,423	$ 550,955	$ 550,955
927	667000702	378.0	$ -	$ -	$ -	$ 532	$ 532	$ 532	$ 1,937	$ 1,937	$ 1,937	$ 3,267	$ 3,267
928	667000702	385.0	$ -	$ -	$ -	$ 1,439	$ 1,439	$ 1,439	$ 5,236	$ 5,236	$ 5,236	$ 8,834	$ 8,834
929	667000703	381.0	$ -	$ -	$ -	$ 12,553	$ 12,553	$ 12,553	$ 35,252	$ 35,252	$ 35,252	$ 75,134	$ 75,134
930	667000703	381.1	$ -	$ -	$ -	$ 1,395	$ 1,395	$ 1,395	$ 3,917	$ 3,917	$ 3,917	$ 8,348	$ 8,348
931	667000704	380.0	$ -	$ -	$ -	$ 62,370	$ 62,370	$ 62,370	$ 93,222	$ 93,222	$ 93,222	$ 131,927	$ 131,927
932	667000704	380.1	$ -	$ -	$ -	$ 6,168	$ 6,168	$ 6,168	$ 9,220	$ 9,220	$ 9,220	$ 13,048	$ 13,048
933	660000705	376.2	$ -	$ -	$ -	$ 76,267	$ 76,267	$ 76,267	$ 196,564	$ 196,564	$ 196,564	$ 344,421	$ 344,421
934	660000706	378.0	$ -	$ -	$ -	$ 4,589	$ 4,589	$ 4,589	$ 12,006	$ 12,006	$ 12,006	$ 20,494	$ 20,494

Sponsored by NMGC Witness Erik C. Buchanan

NEW MEXICO GAS COMPANY, INC.

Gross Balances
Base Period - 12 Months Ending March 31, 2023
Future Test Year - 12 Months Ending September 30, 2025

	A	B	N	O	P	Q	R	S	T	U	V	W	X	Y
1														
2			Balance	Balance	Balance	Balance	Balance	Balance	Balance	Balance	Balance	Balance	Balance	Balance
3	Investment Number / Beginning Balance	FERC Account	2/29/2024	3/31/2024	4/30/2024	5/31/2024	6/30/2024	7/31/2024	8/31/2024	9/30/2024	10/31/2024	11/30/2024	12/31/2024	1/31/2025
886	627000681	376.5	$ 222,945	$ 222,945	$ 222,945	$ 222,945	$ 222,945	$ 222,945	$ 222,945	$ 223,418	$ 223,418	$ 223,418	$ 237,525	$ 237,525
887	627000682	378.0	$ 1,822	$ 1,822	$ 1,822	$ 1,822	$ 1,822	$ 1,822	$ 1,822	$ 1,822	$ 1,822	$ 1,822	$ 3,764	$ 3,764
888	627000682	385.0	$ 3,384	$ 3,384	$ 3,384	$ 3,384	$ 3,384	$ 3,384	$ 3,384	$ 3,384	$ 3,384	$ 3,384	$ 6,991	$ 6,991
889	627000683	381.0	$ -	$ -	$ -	$ -	$ -	$ -	$ -	$ -	$ -	$ -	$ -	$ -
890	626000684	380.0	$ -	$ -	$ -	$ -	$ -	$ -	$ -	$ -	$ -	$ -	$ -	$ -
891	626000684	380.1	$ -	$ -	$ -	$ -	$ -	$ -	$ -	$ -	$ -	$ -	$ -	$ -
892	626000685	376.2	$ 45,192	$ 45,192	$ 45,192	$ 45,192	$ 65,710	$ 65,710	$ 65,710	$ 77,911	$ 77,911	$ 77,911	$ 92,768	$ 92,768
893	626000686	378.0	$ 4,728	$ 4,728	$ 4,728	$ 4,728	$ 4,728	$ 4,728	$ 4,728	$ 5,935	$ 5,935	$ 5,935	$ 9,946	$ 9,946
894	626000686	385.0	$ 12,783	$ 12,783	$ 12,783	$ 12,783	$ 12,783	$ 12,783	$ 12,783	$ 16,045	$ 16,045	$ 16,045	$ 26,890	$ 26,890
895	626000687	381.0	$ 66,179	$ 74,802	$ 74,802	$ 74,802	$ 142,421	$ 142,421	$ 142,421	$ 168,127	$ 168,127	$ 168,127	$ 200,503	$ 200,503
896	626000687	381.1	$ 7,353	$ 8,311	$ 8,311	$ 8,311	$ 15,825	$ 15,825	$ 15,825	$ 18,681	$ 18,681	$ 18,681	$ 22,278	$ 22,278
897	626000688	380.0	$ 50,075	$ 60,205	$ 60,205	$ 60,205	$ 77,201	$ 77,201	$ 77,201	$ 96,370	$ 96,370	$ 96,370	$ 119,362	$ 119,362
898	626000688	380.1	$ 4,952	$ 5,954	$ 5,954	$ 5,954	$ 7,635	$ 7,635	$ 7,635	$ 9,531	$ 9,531	$ 9,531	$ 11,805	$ 11,805
899	626000689	376.1	$ 31,913	$ 52,332	$ 52,332	$ 52,332	$ 45,916	$ 45,916	$ 45,916	$ 47,520	$ 47,520	$ 47,520	$ 52,586	$ 52,586
900	626000689	376.2	$ 34,248	$ 56,161	$ 56,161	$ 56,161	$ 49,276	$ 49,276	$ 49,276	$ 50,997	$ 50,997	$ 50,997	$ 56,434	$ 56,434
901	626000689	376.4	$ 7,784	$ 12,764	$ 12,764	$ 12,764	$ 11,199	$ 11,199	$ 11,199	$ 11,590	$ 11,590	$ 11,590	$ 12,826	$ 12,826
902	626000689	380.0	$ 3,892	$ 6,382	$ 6,382	$ 6,382	$ 5,600	$ 5,600	$ 5,600	$ 5,795	$ 5,795	$ 5,795	$ 6,413	$ 6,413
903	626000690	376.5	$ 21,902	$ 22,535	$ 22,535	$ 22,535	$ 22,720	$ 22,720	$ 22,720	$ 35,555	$ 35,555	$ 35,555	$ 66,669	$ 66,669
904	626000691	378.0	$ 8,108	$ 8,108	$ 8,108	$ 8,108	$ 8,108	$ 8,108	$ 8,108	$ 8,108	$ 8,108	$ 8,108	$ 18,558	$ 18,558
905	626000691	385.0	$ 15,057	$ 15,057	$ 15,057	$ 15,057	$ 15,057	$ 15,057	$ 15,057	$ 15,057	$ 15,057	$ 15,057	$ 34,464	$ 34,464
906	626000692	381.0	$ -	$ -	$ -	$ -	$ -	$ -	$ -	$ -	$ -	$ -	$ -	$ -
907	626000693	380.0	$ 153,944	$ 170,274	$ 170,274	$ 170,274	$ 185,416	$ 185,416	$ 185,416	$ 215,301	$ 215,301	$ 215,301	$ 287,609	$ 287,609
908	626000693	380.1	$ 69,163	$ 76,500	$ 76,500	$ 76,500	$ 83,303	$ 83,303	$ 83,303	$ 96,729	$ 96,729	$ 96,729	$ 129,216	$ 129,216
909	625000694	376.1	$ 32,789	$ 32,789	$ 32,789	$ 32,789	$ 32,789	$ 32,789	$ 32,789	$ 32,789	$ 32,789	$ 32,789	$ 32,789	$ 32,789
910	625000694	376.2	$ 35,188	$ 35,188	$ 35,188	$ 35,188	$ 35,188	$ 35,188	$ 35,188	$ 35,188	$ 35,188	$ 35,188	$ 35,188	$ 35,188
911	625000694	376.4	$ 7,997	$ 7,997	$ 7,997	$ 7,997	$ 7,997	$ 7,997	$ 7,997	$ 7,997	$ 7,997	$ 7,997	$ 7,997	$ 7,997
912	625000694	380.0	$ 3,999	$ 3,999	$ 3,999	$ 3,999	$ 3,999	$ 3,999	$ 3,999	$ 3,999	$ 3,999	$ 3,999	$ 3,999	$ 3,999
913	625000695	378.0	$ -	$ -	$ -	$ -	$ -	$ -	$ -	$ -	$ -	$ -	$ -	$ -
914	625000695	385.0	$ -	$ -	$ -	$ -	$ -	$ -	$ -	$ -	$ -	$ -	$ -	$ -
915	634000696	376.1	$ 20,206	$ 20,206	$ 20,206	$ 20,206	$ 20,206	$ 20,206	$ 20,206	$ 20,231	$ 20,231	$ 20,231	$ 40,450	$ 40,450
916	634000696	376.2	$ 21,685	$ 21,685	$ 21,685	$ 21,685	$ 21,685	$ 21,685	$ 21,685	$ 21,711	$ 21,711	$ 21,711	$ 43,410	$ 43,410
917	634000696	376.4	$ 4,928	$ 4,928	$ 4,928	$ 4,928	$ 4,928	$ 4,928	$ 4,928	$ 4,934	$ 4,934	$ 4,934	$ 9,866	$ 9,866
918	634000696	380.0	$ 2,464	$ 2,464	$ 2,464	$ 2,464	$ 2,464	$ 2,464	$ 2,464	$ 2,467	$ 2,467	$ 2,467	$ 4,933	$ 4,933
919	662000697	376.2	$ 330,668	$ 407,513	$ 407,513	$ 407,513	$ 522,780	$ 522,780	$ 522,780	$ 638,046	$ 638,046	$ 638,046	$ 791,735	$ 791,735
920	662000698	378.0	$ 285	$ 820	$ 820	$ 820	$ 1,621	$ 1,621	$ 1,621	$ 2,423	$ 2,423	$ 2,423	$ 3,492	$ 3,492
921	662000698	385.0	$ 771	$ 2,216	$ 2,216	$ 2,216	$ 4,384	$ 4,384	$ 4,384	$ 6,551	$ 6,551	$ 6,551	$ 9,441	$ 9,441
922	662000699	381.0	$ 52,636	$ 75,163	$ 75,163	$ 75,163	$ 108,954	$ 108,954	$ 108,954	$ 142,745	$ 142,745	$ 142,745	$ 187,800	$ 187,800
923	662000699	381.1	$ 5,848	$ 8,351	$ 8,351	$ 8,351	$ 12,106	$ 12,106	$ 12,106	$ 15,861	$ 15,861	$ 15,861	$ 20,867	$ 20,867
924	662000700	380.0	$ 81,116	$ 101,634	$ 101,634	$ 101,634	$ 132,412	$ 132,412	$ 132,412	$ 163,190	$ 163,190	$ 163,190	$ 204,227	$ 204,227
925	662000700	380.1	$ 8,022	$ 10,052	$ 10,052	$ 10,052	$ 13,096	$ 13,096	$ 13,096	$ 16,140	$ 16,140	$ 16,140	$ 20,198	$ 20,198
926	667000701	376.2	$ 550,955	$ 660,619	$ 660,619	$ 660,619	$ 825,114	$ 825,114	$ 825,114	$ 989,609	$ 989,609	$ 989,609	$ 1,208,936	$ 1,208,936
927	667000702	378.0	$ 3,267	$ 3,871	$ 3,871	$ 3,871	$ 4,777	$ 4,777	$ 4,777	$ 5,682	$ 5,682	$ 5,682	$ 6,890	$ 6,890
928	667000702	385.0	$ 8,834	$ 10,466	$ 10,466	$ 10,466	$ 12,915	$ 12,915	$ 12,915	$ 15,363	$ 15,363	$ 15,363	$ 18,628	$ 18,628
929	667000703	381.0	$ 75,134	$ 95,890	$ 95,890	$ 95,890	$ 127,024	$ 127,024	$ 127,024	$ 158,157	$ 158,157	$ 158,157	$ 199,669	$ 199,669
930	667000703	381.1	$ 8,348	$ 10,654	$ 10,654	$ 10,654	$ 14,114	$ 14,114	$ 14,114	$ 17,573	$ 17,573	$ 17,573	$ 22,185	$ 22,185
931	667000704	380.0	$ 131,927	$ 157,302	$ 157,302	$ 157,302	$ 195,365	$ 195,365	$ 195,365	$ 233,428	$ 233,428	$ 233,428	$ 284,179	$ 284,179
932	667000704	380.1	$ 13,048	$ 15,557	$ 15,557	$ 15,557	$ 19,322	$ 19,322	$ 19,322	$ 23,086	$ 23,086	$ 23,086	$ 28,106	$ 28,106
933	660000705	376.2	$ 344,421	$ 492,621	$ 492,621	$ 492,621	$ 714,920	$ 714,920	$ 714,920	$ 937,220	$ 937,220	$ 937,220	$ 1,233,619	$ 1,233,619
934	660000706	378.0	$ 20,494	$ 24,229	$ 24,229	$ 24,229	$ 29,831	$ 29,831	$ 29,831	$ 35,433	$ 35,433	$ 35,433	$ 42,903	$ 42,903

Sponsored by NMGC Witness Erik C. Buchanan

NEW MEXICO GAS COMPANY, INC.

Gross Balances
Base Period - 12 Months Ending March 31, 2023
Future Test Year - 12 Months Ending September 30, 2025

	A	B	Z	AA	AB	AC	AD	AE	AF	AG
1										
2			Balance	Balance	Balance	Balance	Balance	Balance	Balance	Balance
3	Investment Number / Beginning Balance	FERC Account	2/28/2025	3/31/2025	4/30/2025	5/31/2025	6/30/2025	7/31/2025	8/31/2025	9/30/2025
886	627000681	376.5	$ 237,525	$ 237,525	$ 237,525	$ 237,525	$ 237,525	$ 237,525	$ 237,525	$ 237,996
887	627000682	378.0	$ 3,764	$ 3,764	$ 3,764	$ 3,764	$ 3,764	$ 3,764	$ 3,764	$ 3,764
888	627000682	385.0	$ 6,991	$ 6,991	$ 6,991	$ 6,991	$ 6,991	$ 6,991	$ 6,991	$ 6,991
889	627000683	381.0	$ -	$ -	$ -	$ -	$ -	$ -	$ -	$ -
890	626000684	380.0	$ -	$ -	$ -	$ -	$ -	$ -	$ -	$ -
891	626000684	380.1	$ -	$ -	$ -	$ -	$ -	$ -	$ -	$ -
892	626000685	376.2	$ 92,768	$ 100,401	$ 100,401	$ 100,401	$ 113,016	$ 113,016	$ 113,016	$ 122,739
893	626000686	378.0	$ 9,946	$ 10,778	$ 10,778	$ 10,778	$ 12,026	$ 12,026	$ 12,026	$ 13,275
894	626000686	385.0	$ 26,890	$ 29,140	$ 29,140	$ 29,140	$ 32,516	$ 32,516	$ 32,516	$ 35,892
895	626000687	381.0	$ 200,503	$ 220,844	$ 220,844	$ 220,844	$ 254,651	$ 254,651	$ 254,651	$ 289,530
896	626000687	381.1	$ 22,278	$ 24,538	$ 24,538	$ 24,538	$ 28,295	$ 28,295	$ 28,295	$ 32,170
897	626000688	380.0	$ 119,362	$ 130,933	$ 130,933	$ 130,933	$ 146,784	$ 146,784	$ 146,784	$ 163,012
898	626000688	380.1	$ 11,805	$ 12,949	$ 12,949	$ 12,949	$ 14,517	$ 14,517	$ 14,517	$ 16,122
899	626000689	376.1	$ 52,586	$ 59,559	$ 59,559	$ 59,559	$ 48,822	$ 48,822	$ 48,822	$ 58,100
900	626000689	376.2	$ 56,434	$ 63,917	$ 63,917	$ 63,917	$ 52,394	$ 52,394	$ 52,394	$ 62,351
901	626000689	376.4	$ 12,826	$ 14,526	$ 14,526	$ 14,526	$ 11,908	$ 11,908	$ 11,908	$ 14,171
902	626000689	380.0	$ 6,413	$ 7,263	$ 7,263	$ 7,263	$ 5,954	$ 5,954	$ 5,954	$ 7,085
903	626000690	376.5	$ 66,669	$ 73,615	$ 73,615	$ 73,615	$ 84,033	$ 84,033	$ 84,033	$ 94,450
904	626000691	378.0	$ 18,558	$ 18,558	$ 18,558	$ 18,558	$ 18,558	$ 18,558	$ 18,558	$ 18,558
905	626000691	385.0	$ 34,464	$ 34,464	$ 34,464	$ 34,464	$ 34,464	$ 34,464	$ 34,464	$ 34,464
906	626000692	381.0	$ -	$ -	$ -	$ -	$ -	$ -	$ -	$ -
907	626000693	380.0	$ 287,609	$ 308,578	$ 308,578	$ 308,578	$ 338,562	$ 338,562	$ 338,562	$ 367,997
908	626000693	380.1	$ 129,216	$ 138,636	$ 138,636	$ 138,636	$ 152,108	$ 152,108	$ 152,108	$ 165,332
909	625000694	376.1	$ 32,789	$ 32,789	$ 32,789	$ 32,789	$ 32,789	$ 32,789	$ 32,789	$ 32,789
910	625000694	376.2	$ 35,188	$ 35,188	$ 35,188	$ 35,188	$ 35,188	$ 35,188	$ 35,188	$ 35,188
911	625000694	376.4	$ 7,997	$ 7,997	$ 7,997	$ 7,997	$ 7,997	$ 7,997	$ 7,997	$ 7,997
912	625000694	380.0	$ 3,999	$ 3,999	$ 3,999	$ 3,999	$ 3,999	$ 3,999	$ 3,999	$ 3,999
913	625000695	378.0	$ -	$ -	$ -	$ -	$ -	$ -	$ -	$ -
914	625000695	385.0	$ -	$ -	$ -	$ -	$ -	$ -	$ -	$ -
915	634000696	376.1	$ 40,450	$ 43,535	$ 43,535	$ 43,535	$ 48,162	$ 48,162	$ 48,162	$ 52,798
916	634000696	376.2	$ 43,410	$ 46,721	$ 46,721	$ 46,721	$ 51,686	$ 51,686	$ 51,686	$ 56,662
917	634000696	376.4	$ 9,866	$ 10,618	$ 10,618	$ 10,618	$ 11,747	$ 11,747	$ 11,747	$ 12,878
918	634000696	380.0	$ 4,933	$ 5,309	$ 5,309	$ 5,309	$ 5,873	$ 5,873	$ 5,873	$ 6,439
919	662000697	376.2	$ 791,735	$ 867,208	$ 867,208	$ 867,208	$ 980,418	$ 980,418	$ 980,418	$ 1,093,628
920	662000698	378.0	$ 3,492	$ 4,016	$ 4,016	$ 4,016	$ 4,803	$ 4,803	$ 4,803	$ 5,589
921	662000698	385.0	$ 9,441	$ 10,859	$ 10,859	$ 10,859	$ 12,985	$ 12,985	$ 12,985	$ 15,111
922	662000699	381.0	$ 187,800	$ 210,315	$ 210,315	$ 210,315	$ 244,086	$ 244,086	$ 244,086	$ 277,858
923	662000699	381.1	$ 20,867	$ 23,368	$ 23,368	$ 23,368	$ 27,121	$ 27,121	$ 27,121	$ 30,873
924	662000700	380.0	$ 204,227	$ 224,340	$ 224,340	$ 224,340	$ 254,509	$ 254,509	$ 254,509	$ 284,679
925	662000700	380.1	$ 20,198	$ 22,187	$ 22,187	$ 22,187	$ 25,171	$ 25,171	$ 25,171	$ 28,155
926	667000701	376.2	$ 1,208,936	$ 1,322,545	$ 1,322,545	$ 1,322,545	$ 1,492,958	$ 1,492,958	$ 1,492,958	$ 1,663,372
927	667000702	378.0	$ 6,890	$ 7,490	$ 7,490	$ 7,490	$ 8,391	$ 8,391	$ 8,391	$ 9,291
928	667000702	385.0	$ 18,628	$ 20,251	$ 20,251	$ 20,251	$ 22,686	$ 22,686	$ 22,686	$ 25,121
929	667000703	381.0	$ 199,669	$ 220,411	$ 220,411	$ 220,411	$ 251,525	$ 251,525	$ 251,525	$ 282,639
930	667000703	381.1	$ 22,185	$ 24,490	$ 24,490	$ 24,490	$ 27,947	$ 27,947	$ 27,947	$ 31,404
931	667000704	380.0	$ 284,179	$ 308,791	$ 308,791	$ 308,791	$ 345,708	$ 345,708	$ 345,708	$ 382,626
932	667000704	380.1	$ 28,106	$ 30,540	$ 30,540	$ 30,540	$ 34,191	$ 34,191	$ 34,191	$ 37,842
933	660000705	376.2	$ 1,233,619	$ 1,305,787	$ 1,305,787	$ 1,305,787	$ 1,414,039	$ 1,414,039	$ 1,414,039	$ 1,522,291
934	660000706	378.0	$ 42,903	$ 46,595	$ 46,595	$ 46,595	$ 52,134	$ 52,134	$ 52,134	$ 57,674

Sponsored by NMGC Witness Erik C. Buchanan

NEW MEXICO GAS COMPANY, INC.

Gross Balances
Base Period - 12 Months Ending March 31, 2023
Future Test Year - 12 Months Ending September 30, 2025

	A	B	C	D	E	F	G	H	I	J	K	L	M
1			Adjusted Base Period										
2			Balance	Balance	Balance	Balance	Balance	Balance	Balance	Balance	Balance	Balance	Balance
3	Investment Number / Beginning Balance	FERC Account	3/31/2023	4/30/2023	5/31/2023	6/30/2023	7/31/2023	8/31/2023	9/30/2023	10/31/2023	11/30/2023	12/31/2023	1/31/2024
935	660000706	385.0	$ -	$ -	$ -	$ 12,406	$ 12,406	$ 12,406	$ 32,462	$ 32,462	$ 32,462	$ 55,410	$ 55,410
936	660000707	381.0	$ -	$ -	$ -	$ 139,376	$ 139,376	$ 139,376	$ 165,640	$ 165,640	$ 165,640	$ 205,187	$ 205,187
937	660000707	381.1	$ -	$ -	$ -	$ 15,486	$ 15,486	$ 15,486	$ 18,404	$ 18,404	$ 18,404	$ 22,799	$ 22,799
938	660000708	380.0	$ -	$ -	$ -	$ 206,049	$ 206,049	$ 206,049	$ 429,791	$ 429,791	$ 429,791	$ 687,323	$ 687,323
939	660000708	380.1	$ -	$ -	$ -	$ 20,378	$ 20,378	$ 20,378	$ 42,507	$ 42,507	$ 42,507	$ 67,977	$ 67,977
940	662000709	376.1	$ -	$ -	$ -	$ 4,976	$ 4,976	$ 4,976	$ 28,161	$ 28,161	$ 28,161	$ 54,906	$ 54,906
941	662000709	376.2	$ -	$ -	$ -	$ 5,340	$ 5,340	$ 5,340	$ 30,222	$ 30,222	$ 30,222	$ 58,923	$ 58,923
942	662000709	376.4	$ -	$ -	$ -	$ 1,214	$ 1,214	$ 1,214	$ 6,869	$ 6,869	$ 6,869	$ 13,392	$ 13,392
943	662000709	380.0	$ -	$ -	$ -	$ 607	$ 607	$ 607	$ 3,434	$ 3,434	$ 3,434	$ 6,696	$ 6,696
944	662000710	376.5	$ -	$ -	$ -	$ 28,003	$ 28,003	$ 28,003	$ 33,188	$ 33,188	$ 33,188	$ 41,176	$ 41,176
945	662000711	378.0	$ -	$ -	$ -	$ 2,065	$ 2,065	$ 2,065	$ 3,530	$ 3,530	$ 3,530	$ 5,329	$ 5,329
946	662000711	385.0	$ -	$ -	$ -	$ 3,835	$ 3,835	$ 3,835	$ 6,556	$ 6,556	$ 6,556	$ 9,896	$ 9,896
947	662000712	381.0	$ -	$ -	$ -	$ -	$ -	$ -	$ -	$ -	$ -	$ -	$ -
948	662000713	380.0	$ -	$ -	$ -	$ (16,474)	$ (16,474)	$ (16,474)	$ (5,572)	$ (5,572)	$ (5,572)	$ 15,920	$ 15,920
949	662000713	380.1	$ -	$ -	$ -	$ (7,401)	$ (7,401)	$ (7,401)	$ (2,503)	$ (2,503)	$ (2,503)	$ 7,153	$ 7,153
950	667000714	376.1	$ -	$ -	$ -	$ 12,450	$ 12,450	$ 12,450	$ 43,639	$ 43,639	$ 43,639	$ 70,732	$ 70,732
951	667000714	376.2	$ -	$ -	$ -	$ 13,361	$ 13,361	$ 13,361	$ 46,832	$ 46,832	$ 46,832	$ 75,908	$ 75,908
952	667000714	376.4	$ -	$ -	$ -	$ 3,036	$ 3,036	$ 3,036	$ 10,644	$ 10,644	$ 10,644	$ 17,252	$ 17,252
953	667000714	380.0	$ -	$ -	$ -	$ 1,518	$ 1,518	$ 1,518	$ 5,322	$ 5,322	$ 5,322	$ 8,626	$ 8,626
954	667000715	376.5	$ -	$ -	$ -	$ 1,652	$ 1,652	$ 1,652	$ 3,987	$ 3,987	$ 3,987	$ 5,924	$ 5,924
955	667000716	378.0	$ -	$ -	$ -	$ 2,351	$ 2,351	$ 2,351	$ 7,917	$ 7,917	$ 7,917	$ 14,751	$ 14,751
956	667000716	385.0	$ -	$ -	$ -	$ 4,367	$ 4,367	$ 4,367	$ 14,704	$ 14,704	$ 14,704	$ 27,396	$ 27,396
957	667000717	381.0	$ -	$ -	$ -	$ -	$ -	$ -	$ -	$ -	$ -	$ -	$ -
958	667000718	380.0	$ -	$ -	$ -	$ (58)	$ (58)	$ (58)	$ 1,831	$ 1,831	$ 1,831	$ 3,521	$ 3,521
959	667000718	380.1	$ -	$ -	$ -	$ (26)	$ (26)	$ (26)	$ 822	$ 822	$ 822	$ 1,582	$ 1,582
960	660000719	376.1	$ -	$ -	$ -	$ 27,814	$ 27,814	$ 27,814	$ 31,417	$ 31,417	$ 31,417	$ 33,814	$ 33,814
961	660000719	376.2	$ -	$ -	$ -	$ 29,849	$ 29,849	$ 29,849	$ 33,716	$ 33,716	$ 33,716	$ 36,288	$ 36,288
962	660000719	376.4	$ -	$ -	$ -	$ 6,784	$ 6,784	$ 6,784	$ 7,663	$ 7,663	$ 7,663	$ 8,247	$ 8,247
963	660000719	380.0	$ -	$ -	$ -	$ 3,392	$ 3,392	$ 3,392	$ 3,831	$ 3,831	$ 3,831	$ 4,124	$ 4,124
964	660000720	376.5	$ -	$ -	$ -	$ 130,906	$ 130,906	$ 130,906	$ 141,486	$ 141,486	$ 141,486	$ 151,960	$ 151,960
965	660000721	378.0	$ -	$ -	$ -	$ 47,249	$ 47,249	$ 47,249	$ 53,807	$ 53,807	$ 53,807	$ 61,816	$ 61,816
966	660000721	385.0	$ -	$ -	$ -	$ 87,748	$ 87,748	$ 87,748	$ 99,928	$ 99,928	$ 99,928	$ 114,801	$ 114,801
967	660000722	381.0	$ -	$ -	$ -	$ -	$ -	$ -	$ -	$ -	$ -	$ -	$ -
968	660000723	380.0	$ -	$ -	$ -	$ 79,102	$ 79,102	$ 79,102	$ 108,167	$ 108,167	$ 108,167	$ 153,266	$ 153,266
969	660000723	380.1	$ -	$ -	$ -	$ 35,538	$ 35,538	$ 35,538	$ 48,597	$ 48,597	$ 48,597	$ 68,859	$ 68,859
970	680000724	376.2	$ -	$ -	$ -	$ 172,118	$ 172,118	$ 172,118	$ 484,375	$ 484,375	$ 484,375	$ 896,869	$ 896,869
971	680000725	378.0	$ -	$ -	$ -	$ 21,845	$ 21,845	$ 21,845	$ 22,285	$ 22,285	$ 22,285	$ 22,285	$ 22,285
972	680000725	385.0	$ -	$ -	$ -	$ 59,063	$ 59,063	$ 59,063	$ 60,253	$ 60,253	$ 60,253	$ 60,253	$ 60,253
973	680000726	381.0	$ -	$ -	$ -	$ 47,014	$ 47,014	$ 47,014	$ 47,014	$ 47,014	$ 47,014	$ 63,858	$ 63,858
974	680000726	381.1	$ -	$ -	$ -	$ 5,224	$ 5,224	$ 5,224	$ 5,224	$ 5,224	$ 5,224	$ 7,095	$ 7,095
975	680000727	380.0	$ -	$ -	$ -	$ 92,251	$ 92,251	$ 92,251	$ 223,119	$ 223,119	$ 223,119	$ 381,026	$ 381,026
976	680000727	380.1	$ -	$ -	$ -	$ 9,124	$ 9,124	$ 9,124	$ 22,067	$ 22,067	$ 22,067	$ 37,684	$ 37,684
977	684000728	376.2	$ -	$ -	$ -	$ -	$ -	$ -	$ 114	$ 114	$ 114	$ 170	$ 170
978	684000729	378.0	$ -	$ -	$ -	$ 1,000	$ 1,000	$ 1,000	$ 3,710	$ 3,710	$ 3,710	$ 6,793	$ 6,793
979	684000729	385.0	$ -	$ -	$ -	$ 2,702	$ 2,702	$ 2,702	$ 10,030	$ 10,030	$ 10,030	$ 18,365	$ 18,365
980	684000730	381.0	$ -	$ -	$ -	$ 29,464	$ 29,464	$ 29,464	$ 35,496	$ 35,496	$ 35,496	$ 34,954	$ 34,954
981	684000730	381.1	$ -	$ -	$ -	$ 3,274	$ 3,274	$ 3,274	$ 3,944	$ 3,944	$ 3,944	$ 3,884	$ 3,884
982	684000731	380.0	$ -	$ -	$ -	$ 23,932	$ 23,932	$ 23,932	$ 23,932	$ 23,932	$ 23,932	$ 23,932	$ 23,932
983	684000731	380.1	$ -	$ -	$ -	$ 2,367	$ 2,367	$ 2,367	$ 2,367	$ 2,367	$ 2,367	$ 2,367	$ 2,367

Sponsored by NMGC Witness Erik C. Buchanan

NEW MEXICO GAS COMPANY, INC.

Gross Balances
Base Period - 12 Months Ending March 31, 2023
Future Test Year - 12 Months Ending September 30, 2025

	A	B	N	O	P	Q	R	S	T	U	V	W	X	Y
1														
2			Balance	Balance	Balance	Balance	Balance	Balance	Balance	Balance	Balance	Balance	Balance	Balance
3	Investment Number / Beginning Balance	FERC Account	2/29/2024	3/31/2024	4/30/2024	5/31/2024	6/30/2024	7/31/2024	8/31/2024	9/30/2024	10/31/2024	11/30/2024	12/31/2024	1/31/2025
935	660000706	385.0	$ 55,410	$ 65,507	$ 65,507	$ 65,507	$ 80,654	$ 80,654	$ 80,654	$ 95,801	$ 95,801	$ 95,801	$ 115,996	$ 115,996
936	660000707	381.0	$ 205,187	$ 275,483	$ 275,483	$ 275,483	$ 380,927	$ 380,927	$ 380,927	$ 486,371	$ 486,371	$ 486,371	$ 626,962	$ 626,962
937	660000707	381.1	$ 22,799	$ 30,609	$ 30,609	$ 30,609	$ 42,325	$ 42,325	$ 42,325	$ 54,041	$ 54,041	$ 54,041	$ 69,662	$ 69,662
938	660000708	380.0	$ 687,323	$ 873,709	$ 873,709	$ 873,709	$ 1,153,289	$ 1,153,289	$ 1,153,289	$ 1,432,868	$ 1,432,868	$ 1,432,868	$ 1,805,641	$ 1,805,641
939	660000708	380.1	$ 67,977	$ 86,411	$ 86,411	$ 86,411	$ 114,062	$ 114,062	$ 114,062	$ 141,712	$ 141,712	$ 141,712	$ 178,580	$ 178,580
940	662000709	376.1	$ 54,906	$ 61,839	$ 61,839	$ 61,839	$ 72,238	$ 72,238	$ 72,238	$ 82,637	$ 82,637	$ 82,637	$ 96,503	$ 96,503
941	662000709	376.2	$ 58,923	$ 66,364	$ 66,364	$ 66,364	$ 77,524	$ 77,524	$ 77,524	$ 88,684	$ 88,684	$ 88,684	$ 103,564	$ 103,564
942	662000709	376.4	$ 13,392	$ 15,083	$ 15,083	$ 15,083	$ 17,619	$ 17,619	$ 17,619	$ 20,155	$ 20,155	$ 20,155	$ 23,537	$ 23,537
943	662000709	380.0	$ 6,696	$ 7,541	$ 7,541	$ 7,541	$ 8,810	$ 8,810	$ 8,810	$ 10,078	$ 10,078	$ 10,078	$ 11,769	$ 11,769
944	662000710	376.5	$ 41,176	$ 48,840	$ 48,840	$ 48,840	$ 60,336	$ 60,336	$ 60,336	$ 71,832	$ 71,832	$ 71,832	$ 87,160	$ 87,160
945	662000711	378.0	$ 5,329	$ 6,296	$ 6,296	$ 6,296	$ 7,747	$ 7,747	$ 7,747	$ 9,198	$ 9,198	$ 9,198	$ 11,132	$ 11,132
946	662000711	385.0	$ 9,896	$ 11,692	$ 11,692	$ 11,692	$ 14,387	$ 14,387	$ 14,387	$ 17,082	$ 17,082	$ 17,082	$ 20,674	$ 20,674
947	662000712	381.0	$ -	$ -	$ -	$ -	$ -	$ -	$ -	$ -	$ -	$ -	$ -	$ -
948	662000713	380.0	$ 15,920	$ 17,723	$ 17,723	$ 17,723	$ 20,426	$ 20,426	$ 20,426	$ 23,130	$ 23,130	$ 23,130	$ 26,734	$ 26,734
949	662000713	380.1	$ 7,153	$ 7,962	$ 7,962	$ 7,962	$ 9,177	$ 9,177	$ 9,177	$ 10,392	$ 10,392	$ 10,392	$ 12,011	$ 12,011
950	667000714	376.1	$ 70,732	$ 77,286	$ 77,286	$ 77,286	$ 87,117	$ 87,117	$ 87,117	$ 96,948	$ 96,948	$ 96,948	$ 110,056	$ 110,056
951	667000714	376.2	$ 75,908	$ 82,941	$ 82,941	$ 82,941	$ 93,491	$ 93,491	$ 93,491	$ 104,041	$ 104,041	$ 104,041	$ 118,108	$ 118,108
952	667000714	376.4	$ 17,252	$ 18,850	$ 18,850	$ 18,850	$ 21,248	$ 21,248	$ 21,248	$ 23,646	$ 23,646	$ 23,646	$ 26,843	$ 26,843
953	667000714	380.0	$ 8,626	$ 9,425	$ 9,425	$ 9,425	$ 10,624	$ 10,624	$ 10,624	$ 11,823	$ 11,823	$ 11,823	$ 13,421	$ 13,421
954	667000715	376.5	$ 5,924	$ 7,033	$ 7,033	$ 7,033	$ 8,696	$ 8,696	$ 8,696	$ 10,359	$ 10,359	$ 10,359	$ 12,576	$ 12,576
955	667000716	378.0	$ 14,751	$ 17,720	$ 17,720	$ 17,720	$ 22,173	$ 22,173	$ 22,173	$ 26,625	$ 26,625	$ 26,625	$ 32,562	$ 32,562
956	667000716	385.0	$ 27,396	$ 32,908	$ 32,908	$ 32,908	$ 41,178	$ 41,178	$ 41,178	$ 49,447	$ 49,447	$ 49,447	$ 60,472	$ 60,472
957	667000717	381.0	$ -	$ -	$ -	$ -	$ -	$ -	$ -	$ -	$ -	$ -	$ -	$ -
958	667000718	380.0	$ 3,521	$ 4,431	$ 4,431	$ 4,431	$ 5,797	$ 5,797	$ 5,797	$ 7,162	$ 7,162	$ 7,162	$ 8,982	$ 8,982
959	667000718	380.1	$ 1,582	$ 1,991	$ 1,991	$ 1,991	$ 2,604	$ 2,604	$ 2,604	$ 3,218	$ 3,218	$ 3,218	$ 4,035	$ 4,035
960	660000719	376.1	$ 33,814	$ 40,672	$ 40,672	$ 40,672	$ 50,960	$ 50,960	$ 50,960	$ 61,248	$ 61,248	$ 61,248	$ 74,966	$ 74,966
961	660000719	376.2	$ 36,288	$ 43,648	$ 43,648	$ 43,648	$ 54,689	$ 54,689	$ 54,689	$ 65,730	$ 65,730	$ 65,730	$ 80,451	$ 80,451
962	660000719	376.4	$ 8,247	$ 9,920	$ 9,920	$ 9,920	$ 12,429	$ 12,429	$ 12,429	$ 14,939	$ 14,939	$ 14,939	$ 18,284	$ 18,284
963	660000719	380.0	$ 4,124	$ 4,960	$ 4,960	$ 4,960	$ 6,215	$ 6,215	$ 6,215	$ 7,469	$ 7,469	$ 7,469	$ 9,142	$ 9,142
964	660000720	376.5	$ 151,960	$ 202,780	$ 202,780	$ 202,780	$ 279,011	$ 279,011	$ 279,011	$ 355,242	$ 355,242	$ 355,242	$ 456,883	$ 456,883
965	660000721	378.0	$ 61,816	$ 66,818	$ 66,818	$ 66,818	$ 74,321	$ 74,321	$ 74,321	$ 81,824	$ 81,824	$ 81,824	$ 91,828	$ 91,828
966	660000721	385.0	$ 114,801	$ 124,090	$ 124,090	$ 124,090	$ 138,025	$ 138,025	$ 138,025	$ 151,959	$ 151,959	$ 151,959	$ 170,538	$ 170,538
967	660000722	381.0	$ -	$ -	$ -	$ -	$ -	$ -	$ -	$ -	$ -	$ -	$ -	$ -
968	660000723	380.0	$ 153,266	$ 181,325	$ 181,325	$ 181,325	$ 223,412	$ 223,412	$ 223,412	$ 265,500	$ 265,500	$ 265,500	$ 321,617	$ 321,617
969	660000723	380.1	$ 68,859	$ 81,465	$ 81,465	$ 81,465	$ 100,374	$ 100,374	$ 100,374	$ 119,283	$ 119,283	$ 119,283	$ 144,495	$ 144,495
970	680000724	376.2	$ 896,869	$ 1,100,102	$ 1,100,102	$ 1,100,102	$ 1,404,950	$ 1,404,950	$ 1,404,950	$ 1,709,799	$ 1,709,799	$ 1,709,799	$ 1,896,960	$ 1,896,960
971	680000725	378.0	$ 22,285	$ 36,100	$ 36,100	$ 36,100	$ 41,519	$ 41,519	$ 41,519	$ 43,796	$ 43,796	$ 43,796	$ 47,510	$ 47,510
972	680000725	385.0	$ 60,253	$ 97,605	$ 97,605	$ 97,605	$ 112,255	$ 112,255	$ 112,255	$ 118,413	$ 118,413	$ 118,413	$ 128,452	$ 128,452
973	680000726	381.0	$ 63,858	$ 89,975	$ 89,975	$ 89,975	$ 197,717	$ 197,717	$ 197,717	$ 188,898	$ 188,898	$ 188,898	$ 243,784	$ 243,784
974	680000726	381.1	$ 7,095	$ 9,997	$ 9,997	$ 9,997	$ 21,969	$ 21,969	$ 21,969	$ 20,989	$ 20,989	$ 20,989	$ 27,087	$ 27,087
975	680000727	380.0	$ 381,026	$ 467,793	$ 467,793	$ 467,793	$ 597,944	$ 597,944	$ 597,944	$ 728,095	$ 728,095	$ 728,095	$ 901,629	$ 901,629
976	680000727	380.1	$ 37,684	$ 46,265	$ 46,265	$ 46,265	$ 59,137	$ 59,137	$ 59,137	$ 72,009	$ 72,009	$ 72,009	$ 89,172	$ 89,172
977	684000728	376.2	$ 170	$ 170	$ 170	$ 170	$ 170	$ 170	$ 170	$ 170	$ 170	$ 170	$ 365	$ 365
978	684000729	378.0	$ 6,793	$ 6,793	$ 6,793	$ 6,793	$ 6,793	$ 6,793	$ 6,793	$ 6,793	$ 6,793	$ 6,793	$ 14,319	$ 14,319
979	684000729	385.0	$ 18,365	$ 18,365	$ 18,365	$ 18,365	$ 18,365	$ 18,365	$ 18,365	$ 18,365	$ 18,365	$ 18,365	$ 38,715	$ 38,715
980	684000730	381.0	$ 34,954	$ 31,551	$ 31,551	$ 31,551	$ 44,013	$ 44,013	$ 44,013	$ 73,405	$ 73,405	$ 73,405	$ 86,392	$ 86,392
981	684000730	381.1	$ 3,884	$ 3,506	$ 3,506	$ 3,506	$ 4,890	$ 4,890	$ 4,890	$ 8,156	$ 8,156	$ 8,156	$ 9,599	$ 9,599
982	684000731	380.0	$ 23,932	$ 27,885	$ 27,885	$ 27,885	$ 31,789	$ 31,789	$ 31,789	$ 36,772	$ 36,772	$ 36,772	$ 40,325	$ 40,325
983	684000731	380.1	$ 2,367	$ 2,758	$ 2,758	$ 2,758	$ 3,144	$ 3,144	$ 3,144	$ 3,637	$ 3,637	$ 3,637	$ 3,988	$ 3,988

NEW MEXICO GAS COMPANY, INC.

Gross Balances
Base Period - 12 Months Ending March 31, 2023
Future Test Year - 12 Months Ending September 30, 2025

	A	B	Z	AA	AB	AC	AD	AE	AF	AG
1										
2			Balance	Balance	Balance	Balance	Balance	Balance	Balance	Balance
3	Investment Number / Beginning Balance	FERC Account	2/28/2025	3/31/2025	4/30/2025	5/31/2025	6/30/2025	7/31/2025	8/31/2025	9/30/2025
935	660000706	385.0	$ 115,996	$ 125,980	$ 125,980	$ 125,980	$ 140,956	$ 140,956	$ 140,956	$ 155,932
936	660000707	381.0	$ 626,962	$ 697,025	$ 697,025	$ 697,025	$ 802,118	$ 802,118	$ 802,118	$ 907,211
937	660000707	381.1	$ 69,662	$ 77,447	$ 77,447	$ 77,447	$ 89,124	$ 89,124	$ 89,124	$ 100,801
938	660000708	380.0	$ 1,805,641	$ 1,998,474	$ 1,998,474	$ 1,998,474	$ 2,287,723	$ 2,287,723	$ 2,287,723	$ 2,576,972
939	660000708	380.1	$ 178,580	$ 197,651	$ 197,651	$ 197,651	$ 226,258	$ 226,258	$ 226,258	$ 254,865
940	662000709	376.1	$ 96,503	$ 103,670	$ 103,670	$ 103,670	$ 114,420	$ 114,420	$ 114,420	$ 125,171
941	662000709	376.2	$ 103,564	$ 111,256	$ 111,256	$ 111,256	$ 122,793	$ 122,793	$ 122,793	$ 134,330
942	662000709	376.4	$ 23,537	$ 25,285	$ 25,285	$ 25,285	$ 27,907	$ 27,907	$ 27,907	$ 30,529
943	662000709	380.0	$ 11,769	$ 12,643	$ 12,643	$ 12,643	$ 13,954	$ 13,954	$ 13,954	$ 15,265
944	662000710	376.5	$ 87,160	$ 94,739	$ 94,739	$ 94,739	$ 106,108	$ 106,108	$ 106,108	$ 117,477
945	662000711	378.0	$ 11,132	$ 12,086	$ 12,086	$ 12,086	$ 13,516	$ 13,516	$ 13,516	$ 14,945
946	662000711	385.0	$ 20,674	$ 22,445	$ 22,445	$ 22,445	$ 25,100	$ 25,100	$ 25,100	$ 27,756
947	662000712	381.0	$ -	$ -	$ -	$ -	$ -	$ -	$ -	$ -
948	662000713	380.0	$ 26,734	$ 28,513	$ 28,513	$ 28,513	$ 31,181	$ 31,181	$ 31,181	$ 33,849
949	662000713	380.1	$ 12,011	$ 12,810	$ 12,810	$ 12,810	$ 14,009	$ 14,009	$ 14,009	$ 15,208
950	667000714	376.1	$ 110,056	$ 116,842	$ 116,842	$ 116,842	$ 127,022	$ 127,022	$ 127,022	$ 137,203
951	667000714	376.2	$ 118,108	$ 125,392	$ 125,392	$ 125,392	$ 136,317	$ 136,317	$ 136,317	$ 147,242
952	667000714	376.4	$ 26,843	$ 28,498	$ 28,498	$ 28,498	$ 30,981	$ 30,981	$ 30,981	$ 33,464
953	667000714	380.0	$ 13,421	$ 14,249	$ 14,249	$ 14,249	$ 15,491	$ 15,491	$ 15,491	$ 16,732
954	667000715	376.5	$ 12,576	$ 13,671	$ 13,671	$ 13,671	$ 15,313	$ 15,313	$ 15,313	$ 16,955
955	667000716	378.0	$ 32,562	$ 35,480	$ 35,480	$ 35,480	$ 39,857	$ 39,857	$ 39,857	$ 44,233
956	667000716	385.0	$ 60,472	$ 65,891	$ 65,891	$ 65,891	$ 74,019	$ 74,019	$ 74,019	$ 82,148
957	667000717	381.0	$ -	$ -	$ -	$ -	$ -	$ -	$ -	$ -
958	667000718	380.0	$ 8,982	$ 9,878	$ 9,878	$ 9,878	$ 11,224	$ 11,224	$ 11,224	$ 12,569
959	667000718	380.1	$ 4,035	$ 4,438	$ 4,438	$ 4,438	$ 5,043	$ 5,043	$ 5,043	$ 5,647
960	660000719	376.1	$ 74,966	$ 81,676	$ 81,676	$ 81,676	$ 91,741	$ 91,741	$ 91,741	$ 101,806
961	660000719	376.2	$ 80,451	$ 87,652	$ 87,652	$ 87,652	$ 98,454	$ 98,454	$ 98,454	$ 109,255
962	660000719	376.4	$ 18,284	$ 19,921	$ 19,921	$ 19,921	$ 22,376	$ 22,376	$ 22,376	$ 24,831
963	660000719	380.0	$ 9,142	$ 9,960	$ 9,960	$ 9,960	$ 11,188	$ 11,188	$ 11,188	$ 12,415
964	660000720	376.5	$ 456,883	$ 507,114	$ 507,114	$ 507,114	$ 582,461	$ 582,461	$ 582,461	$ 657,808
965	660000721	378.0	$ 91,828	$ 96,767	$ 96,767	$ 96,767	$ 104,175	$ 104,175	$ 104,175	$ 111,584
966	660000721	385.0	$ 170,538	$ 179,710	$ 179,710	$ 179,710	$ 193,468	$ 193,468	$ 193,468	$ 207,227
967	660000722	381.0	$ -	$ -	$ -	$ -	$ -	$ -	$ -	$ -
968	660000723	380.0	$ 321,617	$ 349,237	$ 349,237	$ 349,237	$ 390,667	$ 390,667	$ 390,667	$ 432,097
969	660000723	380.1	$ 144,495	$ 156,904	$ 156,904	$ 156,904	$ 175,517	$ 175,517	$ 175,517	$ 194,131
970	680000724	376.2	$ 1,896,960	$ 2,069,645	$ 2,069,645	$ 2,069,645	$ 2,328,673	$ 2,328,673	$ 2,328,673	$ 2,587,701
971	680000725	378.0	$ 47,510	$ 61,961	$ 61,961	$ 61,961	$ 65,093	$ 65,093	$ 65,093	$ 68,346
972	680000725	385.0	$ 128,452	$ 167,525	$ 167,525	$ 167,525	$ 175,991	$ 175,991	$ 175,991	$ 184,788
973	680000726	381.0	$ 243,784	$ 269,958	$ 269,958	$ 269,958	$ 377,937	$ 377,937	$ 377,937	$ 369,082
974	680000726	381.1	$ 27,087	$ 29,995	$ 29,995	$ 29,995	$ 41,993	$ 41,993	$ 41,993	$ 41,009
975	680000727	380.0	$ 901,629	$ 996,522	$ 996,522	$ 996,522	$ 1,138,862	$ 1,138,862	$ 1,138,862	$ 1,281,202
976	680000727	380.1	$ 89,172	$ 98,557	$ 98,557	$ 98,557	$ 112,635	$ 112,635	$ 112,635	$ 126,712
977	684000728	376.2	$ 365	$ 365	$ 365	$ 365	$ 365	$ 365	$ 365	$ 365
978	684000729	378.0	$ 14,319	$ 14,319	$ 14,319	$ 14,319	$ 14,319	$ 14,319	$ 14,319	$ 14,319
979	684000729	385.0	$ 38,715	$ 38,715	$ 38,715	$ 38,715	$ 38,715	$ 38,715	$ 38,715	$ 38,715
980	684000730	381.0	$ 86,392	$ 82,982	$ 82,982	$ 82,982	$ 95,471	$ 95,471	$ 95,471	$ 124,921
981	684000730	381.1	$ 9,599	$ 9,220	$ 9,220	$ 9,220	$ 10,608	$ 10,608	$ 10,608	$ 13,880
982	684000731	380.0	$ 40,325	$ 43,015	$ 43,015	$ 43,015	$ 47,051	$ 47,051	$ 47,051	$ 52,673
983	684000731	380.1	$ 3,988	$ 4,254	$ 4,254	$ 4,254	$ 4,653	$ 4,653	$ 4,653	$ 5,209

Sponsored by NMGC Witness Erik C. Buchanan

NEW MEXICO GAS COMPANY, INC.

Gross Balances
Base Period - 12 Months Ending March 31, 2023
Future Test Year - 12 Months Ending September 30, 2025

	A	B	C	D	E	F	G	H	I	J	K	L	M
1			Adjusted Base Period										
2			Balance	Balance	Balance	Balance	Balance	Balance	Balance	Balance	Balance	Balance	Balance
3	Investment Number / Beginning Balance	FERC Account	3/31/2023	4/30/2023	5/31/2023	6/30/2023	7/31/2023	8/31/2023	9/30/2023	10/31/2023	11/30/2023	12/31/2023	1/31/2024
984	685000732	376.2	$ -	$ -	$ -	$ 6,197	$ 6,197	$ 6,197	$ 21,435	$ 21,435	$ 21,435	$ 35,834	$ 35,834
985	685000733	381.0	$ -	$ -	$ -	$ 18,979	$ 18,979	$ 18,979	$ 25,941	$ 25,941	$ 25,941	$ 25,941	$ 25,941
986	685000733	381.1	$ -	$ -	$ -	$ 2,109	$ 2,109	$ 2,109	$ 2,882	$ 2,882	$ 2,882	$ 2,882	$ 2,882
987	685000734	380.0	$ -	$ -	$ -	$ 22,015	$ 22,015	$ 22,015	$ 34,648	$ 34,648	$ 34,648	$ 46,868	$ 46,868
988	685000734	380.1	$ -	$ -	$ -	$ 2,177	$ 2,177	$ 2,177	$ 3,427	$ 3,427	$ 3,427	$ 4,635	$ 4,635
989	680000735	376.1	$ -	$ -	$ -	$ 9,069	$ 9,069	$ 9,069	$ 89,672	$ 89,672	$ 89,672	$ 105,180	$ 105,180
990	680000735	376.2	$ -	$ -	$ -	$ 9,733	$ 9,733	$ 9,733	$ 96,233	$ 96,233	$ 96,233	$ 112,876	$ 112,876
991	680000735	376.4	$ -	$ -	$ -	$ 2,212	$ 2,212	$ 2,212	$ 21,871	$ 21,871	$ 21,871	$ 25,654	$ 25,654
992	680000735	380.0	$ -	$ -	$ -	$ 1,106	$ 1,106	$ 1,106	$ 10,936	$ 10,936	$ 10,936	$ 12,827	$ 12,827
993	680000736	376.1	$ -	$ -	$ -	$ -	$ -	$ -	$ -	$ -	$ -	$ -	$ -
994	680000736	376.2	$ -	$ -	$ -	$ -	$ -	$ -	$ -	$ -	$ -	$ -	$ -
995	680000736	376.4	$ -	$ -	$ -	$ -	$ -	$ -	$ -	$ -	$ -	$ -	$ -
996	680000736	380.0	$ -	$ -	$ -	$ -	$ -	$ -	$ -	$ -	$ -	$ -	$ -
997	680000737	376.5	$ -	$ -	$ -	$ 5,690	$ 5,690	$ 5,690	$ 9,139	$ 9,139	$ 9,139	$ 13,563	$ 13,563
998	680000738	378.0	$ -	$ -	$ -	$ -	$ -	$ -	$ -	$ -	$ -	$ -	$ -
999	680000738	385.0	$ -	$ -	$ -	$ -	$ -	$ -	$ -	$ -	$ -	$ -	$ -
1000	680000739	378.0	$ -	$ -	$ -	$ 11,174	$ 11,174	$ 11,174	$ 11,174	$ 11,174	$ 11,174	$ 11,174	$ 11,174
1001	680000739	385.0	$ -	$ -	$ -	$ 20,752	$ 20,752	$ 20,752	$ 20,752	$ 20,752	$ 20,752	$ 20,752	$ 20,752
1002	680000740	381.0	$ -	$ -	$ -	$ -	$ -	$ -	$ -	$ -	$ -	$ -	$ -
1003	680000741	380.0	$ -	$ -	$ -	$ (56,357)	$ (56,357)	$ (56,357)	$ 427	$ 427	$ 427	$ 45,151	$ 45,151
1004	680000741	380.1	$ -	$ -	$ -	$ (25,320)	$ (25,320)	$ (25,320)	$ 192	$ 192	$ 192	$ 20,285	$ 20,285
1005	684000742	376.1	$ -	$ -	$ -	$ -	$ -	$ -	$ 9,449	$ 9,449	$ 9,449	$ 11,298	$ 11,298
1006	684000742	376.2	$ -	$ -	$ -	$ -	$ -	$ -	$ 10,140	$ 10,140	$ 10,140	$ 12,125	$ 12,125
1007	684000742	376.4	$ -	$ -	$ -	$ -	$ -	$ -	$ 2,305	$ 2,305	$ 2,305	$ 2,756	$ 2,756
1008	684000742	380.0	$ -	$ -	$ -	$ -	$ -	$ -	$ 1,152	$ 1,152	$ 1,152	$ 1,378	$ 1,378
1009	684000743	376.5	$ -	$ -	$ -	$ 1,656	$ 1,656	$ 1,656	$ 4,423	$ 4,423	$ 4,423	$ 7,133	$ 7,133
1010	684000744	378.0	$ -	$ -	$ -	$ 21	$ 21	$ 21	$ 70	$ 70	$ 70	$ 113	$ 113
1011	684000744	385.0	$ -	$ -	$ -	$ 39	$ 39	$ 39	$ 130	$ 130	$ 130	$ 210	$ 210
1012	684000745	381.0	$ -	$ -	$ -	$ -	$ -	$ -	$ -	$ -	$ -	$ -	$ -
1013	684000746	380.0	$ -	$ -	$ -	$ (9,382)	$ (9,382)	$ (9,382)	$ 3,414	$ 3,414	$ 3,414	$ 31,179	$ 31,179
1014	684000746	380.1	$ -	$ -	$ -	$ (4,215)	$ (4,215)	$ (4,215)	$ 1,534	$ 1,534	$ 1,534	$ 14,008	$ 14,008
1015	685000747	376.1	$ -	$ -	$ -	$ -	$ -	$ -	$ 64	$ 64	$ 64	$ 64	$ 64
1016	685000747	376.2	$ -	$ -	$ -	$ -	$ -	$ -	$ 69	$ 69	$ 69	$ 69	$ 69
1017	685000747	376.4	$ -	$ -	$ -	$ -	$ -	$ -	$ 16	$ 16	$ 16	$ 16	$ 16
1018	685000747	380.0	$ -	$ -	$ -	$ -	$ -	$ -	$ 8	$ 8	$ 8	$ 8	$ 8
1019	685000748	376.5	$ -	$ -	$ -	$ 1,045	$ 1,045	$ 1,045	$ 2,364	$ 2,364	$ 2,364	$ 2,364	$ 2,364
1020	685000749	378.0	$ -	$ -	$ -	$ 5,880	$ 5,880	$ 5,880	$ 6,348	$ 6,348	$ 6,348	$ 6,348	$ 6,348
1021	685000749	385.0	$ -	$ -	$ -	$ 10,920	$ 10,920	$ 10,920	$ 11,789	$ 11,789	$ 11,789	$ 11,789	$ 11,789
1022	685000750	381.0	$ -	$ -	$ -	$ -	$ -	$ -	$ -	$ -	$ -	$ -	$ -
1023	685000751	380.0	$ -	$ -	$ -	$ (7,638)	$ (7,638)	$ (7,638)	$ (3,722)	$ (3,722)	$ (3,722)	$ 3,970	$ 3,970
1024	685000751	380.1	$ -	$ -	$ -	$ (3,431)	$ (3,431)	$ (3,431)	$ (1,672)	$ (1,672)	$ (1,672)	$ 1,783	$ 1,783
1025	621000752	394.0	$ -	$ -	$ -	$ 42,780	$ 42,780	$ 42,780	$ 115,986	$ 115,986	$ 115,986	$ 144,856	$ 144,856
1026	622000753	394.0	$ -	$ -	$ -	$ -	$ -	$ -	$ -	$ -	$ -	$ -	$ -
1027	622000754	390.0	$ -	$ -	$ -	$ -	$ -	$ -	$ -	$ -	$ -	$ -	$ -
1028	632000755	394.0	$ -	$ -	$ -	$ -	$ -	$ -	$ -	$ -	$ -	$ -	$ -
1029	633000756	394.0	$ -	$ -	$ -	$ -	$ -	$ -	$ -	$ -	$ -	$ -	$ -
1030	610000757	394.0	$ -	$ -	$ -	$ 401,627	$ 401,627	$ 401,627	$ 590,936	$ 590,936	$ 590,936	$ 643,492	$ 643,492
1031	620000758	394.0	$ -	$ -	$ -	$ -	$ -	$ -	$ -	$ -	$ -	$ -	$ -
1032	624000759	394.0	$ -	$ -	$ -	$ -	$ -	$ -	$ -	$ -	$ -	$ -	$ -

Sponsored by NMGC Witness Erik C. Buchanan

NEW MEXICO GAS COMPANY, INC.

Gross Balances
Base Period - 12 Months Ending March 31, 2023
Future Test Year - 12 Months Ending September 30, 2025

	A	B	N	O	P	Q	R	S	T	U	V	W	X	Y
1														
2			Balance	Balance	Balance	Balance	Balance	Balance	Balance	Balance	Balance	Balance	Balance	Balance
3	Investment Number / Beginning Balance	FERC Account	2/29/2024	3/31/2024	4/30/2024	5/31/2024	6/30/2024	7/31/2024	8/31/2024	9/30/2024	10/31/2024	11/30/2024	12/31/2024	1/31/2025
984	685000732	376.2	$ 35,834	$ 43,314	$ 43,314	$ 43,314	$ 54,534	$ 54,534	$ 54,534	$ 65,753	$ 65,753	$ 65,753	$ 81,705	$ 81,705
985	685000733	381.0	$ 25,941	$ 28,928	$ 28,928	$ 28,928	$ 50,455	$ 50,455	$ 50,455	$ 50,993	$ 50,993	$ 50,993	$ 70,232	$ 70,232
986	685000733	381.1	$ 2,882	$ 3,214	$ 3,214	$ 3,214	$ 5,606	$ 5,606	$ 5,606	$ 5,666	$ 5,666	$ 5,666	$ 7,804	$ 7,804
987	685000734	380.0	$ 46,868	$ 78,860	$ 78,860	$ 78,860	$ 166,658	$ 166,658	$ 166,658	$ 219,326	$ 219,326	$ 219,326	$ 281,622	$ 281,622
988	685000734	380.1	$ 4,635	$ 7,799	$ 7,799	$ 7,799	$ 16,483	$ 16,483	$ 16,483	$ 21,692	$ 21,692	$ 21,692	$ 27,853	$ 27,853
989	680000735	376.1	$ 105,180	$ 110,089	$ 110,089	$ 110,089	$ 117,453	$ 117,453	$ 117,453	$ 124,817	$ 124,817	$ 124,817	$ 134,636	$ 134,636
990	680000735	376.2	$ 112,876	$ 118,145	$ 118,145	$ 118,145	$ 126,047	$ 126,047	$ 126,047	$ 133,950	$ 133,950	$ 133,950	$ 144,487	$ 144,487
991	680000735	376.4	$ 25,654	$ 26,851	$ 26,851	$ 26,851	$ 28,647	$ 28,647	$ 28,647	$ 30,443	$ 30,443	$ 30,443	$ 32,838	$ 32,838
992	680000735	380.0	$ 12,827	$ 13,426	$ 13,426	$ 13,426	$ 14,324	$ 14,324	$ 14,324	$ 15,222	$ 15,222	$ 15,222	$ 16,419	$ 16,419
993	680000736	376.1	$ -	$ -	$ -	$ -	$ -	$ -	$ -	$ -	$ -	$ -	$ -	$ -
994	680000736	376.2	$ -	$ -	$ -	$ -	$ -	$ -	$ -	$ -	$ -	$ -	$ -	$ -
995	680000736	376.4	$ -	$ -	$ -	$ -	$ -	$ -	$ -	$ -	$ -	$ -	$ -	$ -
996	680000736	380.0	$ -	$ -	$ -	$ -	$ -	$ -	$ -	$ -	$ -	$ -	$ -	$ -
997	680000737	376.5	$ 13,563	$ 16,173	$ 16,173	$ 16,173	$ 20,089	$ 20,089	$ 20,089	$ 24,005	$ 24,005	$ 24,005	$ 29,226	$ 29,226
998	680000738	378.0	$ -	$ -	$ -	$ -	$ -	$ -	$ -	$ -	$ -	$ -	$ -	$ -
999	680000738	385.0	$ -	$ -	$ -	$ -	$ -	$ -	$ -	$ -	$ -	$ -	$ -	$ -
1000	680000739	378.0	$ 11,174	$ 12,107	$ 12,107	$ 12,107	$ 13,506	$ 13,506	$ 13,506	$ 17,044	$ 17,044	$ 17,044	$ 20,662	$ 20,662
1001	680000739	385.0	$ 20,752	$ 22,484	$ 22,484	$ 22,484	$ 25,083	$ 25,083	$ 25,083	$ 31,653	$ 31,653	$ 31,653	$ 38,373	$ 38,373
1002	680000740	381.0	$ -	$ -	$ -	$ -	$ -	$ -	$ -	$ -	$ -	$ -	$ -	$ -
1003	680000741	380.0	$ 45,151	$ 60,841	$ 60,841	$ 60,841	$ 84,377	$ 84,377	$ 84,377	$ 107,912	$ 107,912	$ 107,912	$ 114,281	$ 114,281
1004	680000741	380.1	$ 20,285	$ 27,335	$ 27,335	$ 27,335	$ 37,908	$ 37,908	$ 37,908	$ 48,482	$ 48,482	$ 48,482	$ 51,344	$ 51,344
1005	684000742	376.1	$ 11,298	$ 17,467	$ 17,467	$ 17,467	$ 26,720	$ 26,720	$ 26,720	$ 35,973	$ 35,973	$ 35,973	$ 48,311	$ 48,311
1006	684000742	376.2	$ 12,125	$ 18,745	$ 18,745	$ 18,745	$ 28,675	$ 28,675	$ 28,675	$ 38,606	$ 38,606	$ 38,606	$ 51,846	$ 51,846
1007	684000742	376.4	$ 2,756	$ 4,260	$ 4,260	$ 4,260	$ 6,517	$ 6,517	$ 6,517	$ 8,774	$ 8,774	$ 8,774	$ 11,783	$ 11,783
1008	684000742	380.0	$ 1,378	$ 2,130	$ 2,130	$ 2,130	$ 3,259	$ 3,259	$ 3,259	$ 4,387	$ 4,387	$ 4,387	$ 5,892	$ 5,892
1009	684000743	376.5	$ 7,133	$ 10,532	$ 10,532	$ 10,532	$ 17,302	$ 17,302	$ 17,302	$ 17,854	$ 17,854	$ 17,854	$ 22,267	$ 22,267
1010	684000744	378.0	$ 113	$ 113	$ 113	$ 113	$ 140	$ 140	$ 140	$ 244	$ 244	$ 244	$ 244	$ 244
1011	684000744	385.0	$ 210	$ 210	$ 210	$ 210	$ 260	$ 260	$ 260	$ 453	$ 453	$ 453	$ 453	$ 453
1012	684000745	381.0	$ -	$ -	$ -	$ -	$ -	$ -	$ -	$ -	$ -	$ -	$ -	$ -
1013	684000746	380.0	$ 31,179	$ 40,738	$ 40,738	$ 40,738	$ 55,076	$ 55,076	$ 55,076	$ 69,415	$ 69,415	$ 69,415	$ 88,533	$ 88,533
1014	684000746	380.1	$ 14,008	$ 18,302	$ 18,302	$ 18,302	$ 24,744	$ 24,744	$ 24,744	$ 31,186	$ 31,186	$ 31,186	$ 39,776	$ 39,776
1015	685000747	376.1	$ 64	$ 176	$ 176	$ 176	$ 343	$ 343	$ 343	$ 510	$ 510	$ 510	$ 733	$ 733
1016	685000747	376.2	$ 69	$ 188	$ 188	$ 188	$ 368	$ 368	$ 368	$ 547	$ 547	$ 547	$ 786	$ 786
1017	685000747	376.4	$ 16	$ 43	$ 43	$ 43	$ 84	$ 84	$ 84	$ 124	$ 124	$ 124	$ 179	$ 179
1018	685000747	380.0	$ 8	$ 21	$ 21	$ 21	$ 42	$ 42	$ 42	$ 62	$ 62	$ 62	$ 89	$ 89
1019	685000748	376.5	$ 2,364	$ 2,508	$ 2,508	$ 2,508	$ 3,547	$ 3,547	$ 3,547	$ 3,547	$ 3,547	$ 3,547	$ 13,186	$ 13,186
1020	685000749	378.0	$ 6,348	$ 6,348	$ 6,348	$ 6,348	$ 8,187	$ 8,187	$ 8,187	$ 8,187	$ 8,187	$ 8,187	$ 8,187	$ 8,187
1021	685000749	385.0	$ 11,789	$ 11,789	$ 11,789	$ 11,789	$ 15,204	$ 15,204	$ 15,204	$ 15,204	$ 15,204	$ 15,204	$ 15,204	$ 15,204
1022	685000750	381.0	$ -	$ -	$ -	$ -	$ -	$ -	$ -	$ -	$ -	$ -	$ -	$ -
1023	685000751	380.0	$ 3,970	$ 4,133	$ 4,133	$ 4,133	$ 4,378	$ 4,378	$ 4,378	$ 4,624	$ 4,624	$ 4,624	$ 4,951	$ 4,951
1024	685000751	380.1	$ 1,783	$ 1,857	$ 1,857	$ 1,857	$ 1,967	$ 1,967	$ 1,967	$ 2,077	$ 2,077	$ 2,077	$ 2,224	$ 2,224
1025	621000752	394.0	$ 144,856	$ 144,856	$ 144,856	$ 144,856	$ 199,149	$ 199,149	$ 199,149	$ 253,442	$ 253,442	$ 253,442	$ 289,638	$ 289,638
1026	622000753	394.0	$ -	$ -	$ -	$ -	$ -	$ -	$ -	$ -	$ -	$ -	$ -	$ -
1027	622000754	390.0	$ -	$ -	$ -	$ -	$ -	$ -	$ -	$ -	$ -	$ -	$ -	$ -
1028	632000755	394.0	$ -	$ -	$ -	$ -	$ -	$ -	$ -	$ -	$ -	$ -	$ -	$ -
1029	633000756	394.0	$ -	$ -	$ -	$ -	$ -	$ -	$ -	$ -	$ -	$ -	$ -	$ -
1030	610000757	394.0	$ 643,492	$ 690,325	$ 690,325	$ 690,325	$ 864,331	$ 864,331	$ 864,331	$ 1,038,337	$ 1,038,337	$ 1,038,337	$ 1,270,345	$ 1,270,345
1031	620000758	394.0	$ -	$ -	$ -	$ -	$ -	$ -	$ -	$ -	$ -	$ -	$ -	$ -
1032	624000759	394.0	$ -	$ -	$ -	$ -	$ -	$ -	$ -	$ -	$ -	$ -	$ -	$ -

Sponsored by NMGC Witness Erik C. Buchanan

NEW MEXICO GAS COMPANY, INC.

Gross Balances
Base Period - 12 Months Ending March 31, 2023
Future Test Year - 12 Months Ending September 30, 2025

	A	B	Z	AA	AB	AC	AD	AE	AF	AG
1										
2			Balance	Balance	Balance	Balance	Balance	Balance	Balance	Balance
3	Investment Number / Beginning Balance	FERC Account	2/28/2025	3/31/2025	4/30/2025	5/31/2025	6/30/2025	7/31/2025	8/31/2025	9/30/2025
984	685000732	376.2	$ 81,705	$ 89,139	$ 89,139	$ 89,139	$ 100,289	$ 100,289	$ 100,289	$ 111,439
985	685000733	381.0	$ 70,232	$ 73,225	$ 73,225	$ 73,225	$ 94,800	$ 94,800	$ 94,800	$ 95,334
986	685000733	381.1	$ 7,804	$ 8,136	$ 8,136	$ 8,136	$ 10,533	$ 10,533	$ 10,533	$ 10,593
987	685000734	380.0	$ 281,622	$ 313,116	$ 313,116	$ 313,116	$ 399,968	$ 399,968	$ 399,968	$ 451,865
988	685000734	380.1	$ 27,853	$ 30,968	$ 30,968	$ 30,968	$ 39,557	$ 39,557	$ 39,557	$ 44,690
989	680000735	376.1	$ 134,636	$ 139,509	$ 139,509	$ 139,509	$ 146,819	$ 146,819	$ 146,819	$ 154,129
990	680000735	376.2	$ 144,487	$ 149,717	$ 149,717	$ 149,717	$ 157,562	$ 157,562	$ 157,562	$ 165,407
991	680000735	376.4	$ 32,838	$ 34,027	$ 34,027	$ 34,027	$ 35,810	$ 35,810	$ 35,810	$ 37,593
992	680000735	380.0	$ 16,419	$ 17,013	$ 17,013	$ 17,013	$ 17,905	$ 17,905	$ 17,905	$ 18,796
993	680000736	376.1	$ -	$ -	$ -	$ -	$ -	$ -	$ -	$ -
994	680000736	376.2	$ -	$ -	$ -	$ -	$ -	$ -	$ -	$ -
995	680000736	376.4	$ -	$ -	$ -	$ -	$ -	$ -	$ -	$ -
996	680000736	380.0	$ -	$ -	$ -	$ -	$ -	$ -	$ -	$ -
997	680000737	376.5	$ 29,226	$ 31,283	$ 31,283	$ 31,283	$ 36,938	$ 36,938	$ 36,938	$ 40,023
998	680000738	378.0	$ -	$ -	$ -	$ -	$ -	$ -	$ -	$ -
999	680000738	385.0	$ -	$ -	$ -	$ -	$ -	$ -	$ -	$ -
1000	680000739	378.0	$ 20,662	$ 21,592	$ 21,592	$ 21,592	$ 22,987	$ 22,987	$ 22,987	$ 26,510
1001	680000739	385.0	$ 38,373	$ 40,100	$ 40,100	$ 40,100	$ 42,690	$ 42,690	$ 42,690	$ 49,232
1002	680000740	381.0	$ -	$ -	$ -	$ -	$ -	$ -	$ -	$ -
1003	680000741	380.0	$ 114,281	$ 126,212	$ 126,212	$ 126,212	$ 144,109	$ 144,109	$ 144,109	$ 162,005
1004	680000741	380.1	$ 51,344	$ 56,704	$ 56,704	$ 56,704	$ 64,744	$ 64,744	$ 64,744	$ 72,785
1005	684000742	376.1	$ 48,311	$ 54,505	$ 54,505	$ 54,505	$ 63,797	$ 63,797	$ 63,797	$ 73,088
1006	684000742	376.2	$ 51,846	$ 58,494	$ 58,494	$ 58,494	$ 68,465	$ 68,465	$ 68,465	$ 78,436
1007	684000742	376.4	$ 11,783	$ 13,294	$ 13,294	$ 13,294	$ 15,560	$ 15,560	$ 15,560	$ 17,826
1008	684000742	380.0	$ 5,892	$ 6,647	$ 6,647	$ 6,647	$ 7,780	$ 7,780	$ 7,780	$ 8,913
1009	684000743	376.5	$ 22,267	$ 25,649	$ 25,649	$ 25,649	$ 32,392	$ 32,392	$ 32,392	$ 32,943
1010	684000744	378.0	$ 244	$ 244	$ 244	$ 244	$ 270	$ 270	$ 270	$ 373
1011	684000744	385.0	$ 453	$ 453	$ 453	$ 453	$ 502	$ 502	$ 502	$ 694
1012	684000745	381.0	$ -	$ -	$ -	$ -	$ -	$ -	$ -	$ -
1013	684000746	380.0	$ 88,533	$ 98,044	$ 98,044	$ 98,044	$ 112,311	$ 112,311	$ 112,311	$ 126,579
1014	684000746	380.1	$ 39,776	$ 44,049	$ 44,049	$ 44,049	$ 50,459	$ 50,459	$ 50,459	$ 56,869
1015	685000747	376.1	$ 733	$ 843	$ 843	$ 843	$ 1,009	$ 1,009	$ 1,009	$ 1,176
1016	685000747	376.2	$ 786	$ 905	$ 905	$ 905	$ 1,083	$ 1,083	$ 1,083	$ 1,262
1017	685000747	376.4	$ 179	$ 206	$ 206	$ 206	$ 246	$ 246	$ 246	$ 287
1018	685000747	380.0	$ 89	$ 103	$ 103	$ 103	$ 123	$ 123	$ 123	$ 143
1019	685000748	376.5	$ 13,186	$ 13,329	$ 13,329	$ 13,329	$ 14,363	$ 14,363	$ 14,363	$ 14,363
1020	685000749	378.0	$ 8,187	$ 8,187	$ 8,187	$ 8,187	$ 10,020	$ 10,020	$ 10,020	$ 10,020
1021	685000749	385.0	$ 15,204	$ 15,204	$ 15,204	$ 15,204	$ 18,608	$ 18,608	$ 18,608	$ 18,608
1022	685000750	381.0	$ -	$ -	$ -	$ -	$ -	$ -	$ -	$ -
1023	685000751	380.0	$ 4,951	$ 5,113	$ 5,113	$ 5,113	$ 5,357	$ 5,357	$ 5,357	$ 5,601
1024	685000751	380.1	$ 2,224	$ 2,297	$ 2,297	$ 2,297	$ 2,407	$ 2,407	$ 2,407	$ 2,516
1025	621000752	394.0	$ 289,638	$ 289,638	$ 289,638	$ 289,638	$ 344,685	$ 344,685	$ 344,685	$ 399,731
1026	622000753	394.0	$ -	$ -	$ -	$ -	$ -	$ -	$ -	$ -
1027	622000754	390.0	$ -	$ -	$ -	$ -	$ -	$ -	$ -	$ -
1028	632000755	394.0	$ -	$ -	$ -	$ -	$ -	$ -	$ -	$ -
1029	633000756	394.0	$ -	$ -	$ -	$ -	$ -	$ -	$ -	$ -
1030	610000757	394.0	$ 1,270,345	$ 1,323,429	$ 1,323,429	$ 1,323,429	$ 1,501,563	$ 1,501,563	$ 1,501,563	$ 1,679,696
1031	620000758	394.0	$ -	$ -	$ -	$ -	$ -	$ -	$ -	$ -
1032	624000759	394.0	$ -	$ -	$ -	$ -	$ -	$ -	$ -	$ -

Sponsored by NMGC Witness Erik C. Buchanan

NEW MEXICO GAS COMPANY, INC.

Gross Balances
Base Period - 12 Months Ending March 31, 2023
Future Test Year - 12 Months Ending September 30, 2025

	A	B	C	D	E	F	G	H	I	J	K	L	M
1			Adjusted Base Period										
2			Balance	Balance	Balance	Balance	Balance	Balance	Balance	Balance	Balance	Balance	Balance
3	Investment Number / Beginning Balance	FERC Account	3/31/2023	4/30/2023	5/31/2023	6/30/2023	7/31/2023	8/31/2023	9/30/2023	10/31/2023	11/30/2023	12/31/2023	1/31/2024
1033	627000760	394.0	$ -	$ -	$ -	$ -	$ -	$ -	$ -	$ -	$ -	$ -	$ -
1034	629000761	394.0	$ -	$ -	$ -	$ 104,181	$ 104,181	$ 104,181	$ 138,048	$ 138,048	$ 138,048	$ 138,048	$ 138,048
1035	626000762	390.0	$ -	$ -	$ -	$ -	$ -	$ -	$ -	$ -	$ -	$ -	$ -
1036	626000763	394.0	$ -	$ -	$ -	$ 94,938	$ 94,938	$ 94,938	$ 148,950	$ 148,950	$ 148,950	$ 148,950	$ 148,950
1037	662000764	394.0	$ -	$ -	$ -	$ (11,547)	$ (11,547)	$ (11,547)	$ (11,547)	$ (11,547)	$ (11,547)	$ (11,547)	$ (11,547)
1038	660000765	394.0	$ -	$ -	$ -	$ 200,487	$ 200,487	$ 200,487	$ 212,401	$ 212,401	$ 212,401	$ 212,401	$ 212,401
1039	667000766	394.0	$ -	$ -	$ -	$ -	$ -	$ -	$ -	$ -	$ -	$ -	$ -
1040	680000767	394.0	$ -	$ -	$ -	$ 82,978	$ 82,978	$ 82,978	$ 126,530	$ 126,530	$ 126,530	$ 184,600	$ 184,600
1041	684000768	394.0	$ -	$ -	$ -	$ -	$ -	$ -	$ -	$ -	$ -	$ -	$ -
1042	T610000769	394.0	$ -	$ -	$ -	$ 29,372	$ 29,372	$ 29,372	$ 29,372	$ 29,372	$ 29,372	$ 29,372	$ 29,372
1043	T610000770	368.0	$ -	$ -	$ -	$ -	$ -	$ -	$ -	$ -	$ -	$ -	$ -
1044	T610000770	369.0	$ -	$ -	$ -	$ -	$ -	$ -	$ -	$ -	$ -	$ -	$ -
1045	T610000771	367.1	$ -	$ -	$ -	$ -	$ -	$ -	$ -	$ -	$ -	$ -	$ -
1046	T610000771	368.0	$ -	$ -	$ -	$ -	$ -	$ -	$ -	$ -	$ -	$ -	$ -
1047	T610000771	369.0	$ -	$ -	$ -	$ -	$ -	$ -	$ -	$ -	$ -	$ -	$ -
1048	T610000772	368.0	$ -	$ -	$ -	$ -	$ -	$ -	$ -	$ -	$ -	$ -	$ -
1049	T610000772	369.0	$ -	$ -	$ -	$ -	$ -	$ -	$ -	$ -	$ -	$ -	$ -
1050	T610000773	368.0	$ -	$ -	$ -	$ -	$ -	$ -	$ -	$ -	$ -	$ -	$ -
1051	T610000773	369.0	$ -	$ -	$ -	$ -	$ -	$ -	$ -	$ -	$ -	$ -	$ -
1052	T610000774	368.0	$ -	$ -	$ -	$ -	$ -	$ -	$ -	$ -	$ -	$ -	$ -
1053	T610000774	369.0	$ -	$ -	$ -	$ -	$ -	$ -	$ -	$ -	$ -	$ -	$ -
1054	T660000775	369.0	$ -	$ -	$ -	$ -	$ -	$ -	$ -	$ -	$ -	$ -	$ -
1055	T660000776	367.1	$ -	$ -	$ -	$ -	$ -	$ -	$ -	$ -	$ -	$ -	$ -
1056	T660000776	368.0	$ -	$ -	$ -	$ -	$ -	$ -	$ -	$ -	$ -	$ -	$ -
1057	T660000776	369.0	$ -	$ -	$ -	$ -	$ -	$ -	$ -	$ -	$ -	$ -	$ -
1058	T680000777	367.1	$ -	$ -	$ -	$ -	$ -	$ -	$ -	$ -	$ -	$ -	$ -
1059	T680000778	368.0	$ -	$ -	$ -	$ -	$ -	$ -	$ -	$ -	$ -	$ -	$ -
1060	T680000778	369.0	$ -	$ -	$ -	$ -	$ -	$ -	$ -	$ -	$ -	$ -	$ -
1061	T680000779	368.0	$ -	$ -	$ -	$ -	$ -	$ -	$ -	$ -	$ -	$ -	$ -
1062	T680000779	369.0	$ -	$ -	$ -	$ -	$ -	$ -	$ -	$ -	$ -	$ -	$ -
1063	T680000780	367.1	$ -	$ -	$ -	$ -	$ -	$ -	$ -	$ -	$ -	$ -	$ -
1064	T680000780	368.0	$ -	$ -	$ -	$ -	$ -	$ -	$ -	$ -	$ -	$ -	$ -
1065	T680000780	369.0	$ -	$ -	$ -	$ -	$ -	$ -	$ -	$ -	$ -	$ -	$ -
1066	T680000781	367.1	$ -	$ -	$ -	$ -	$ -	$ -	$ -	$ -	$ -	$ -	$ -
1067	T680000781	368.0	$ -	$ -	$ -	$ -	$ -	$ -	$ -	$ -	$ -	$ -	$ -
1068	T680000781	369.0	$ -	$ -	$ -	$ -	$ -	$ -	$ -	$ -	$ -	$ -	$ -
1069	T621000782	368.0	$ -	$ -	$ -	$ -	$ -	$ -	$ -	$ -	$ -	$ -	$ -
1070	T621000782	369.0	$ -	$ -	$ -	$ -	$ -	$ -	$ -	$ -	$ -	$ -	$ -
1071	T621000783	367.1	$ -	$ -	$ -	$ -	$ -	$ -	$ -	$ -	$ -	$ -	$ -
1072	T621000783	368.0	$ -	$ -	$ -	$ -	$ -	$ -	$ -	$ -	$ -	$ -	$ -
1073	T621000783	369.0	$ -	$ -	$ -	$ -	$ -	$ -	$ -	$ -	$ -	$ -	$ -
1074	T626000784	368.0	$ -	$ -	$ -	$ -	$ -	$ -	$ -	$ -	$ -	$ -	$ -
1075	T626000784	369.0	$ -	$ -	$ -	$ -	$ -	$ -	$ -	$ -	$ -	$ -	$ -
1076	T626000785	368.0	$ -	$ -	$ -	$ -	$ -	$ -	$ -	$ -	$ -	$ -	$ -
1077	T626000785	369.0	$ -	$ -	$ -	$ -	$ -	$ -	$ -	$ -	$ -	$ -	$ -
1078	T680000786	367.1	$ -	$ -	$ -	$ -	$ -	$ -	$ -	$ -	$ -	$ -	$ -
1079	T680000786	368.0	$ -	$ -	$ -	$ -	$ -	$ -	$ -	$ -	$ -	$ -	$ -
1080	T680000786	369.0	$ -	$ -	$ -	$ -	$ -	$ -	$ -	$ -	$ -	$ -	$ -
1081	T680000787	367.1	$ -	$ -	$ -	$ -	$ -	$ -	$ -	$ -	$ -	$ -	$ -

Sponsored by NMGC Witness Erik C. Buchanan

WP Plant 3 Gross Balances

NEW MEXICO GAS COMPANY, INC.

Gross Balances
Base Period - 12 Months Ending March 31, 2023
Future Test Year - 12 Months Ending September 30, 2025

	A	B	N	O	P	Q	R	S	T	U	V	W	X	Y
1														
2			Balance	Balance	Balance	Balance	Balance	Balance	Balance	Balance	Balance	Balance	Balance	Balance
3	Investment Number / Beginning Balance	FERC Account	2/29/2024	3/31/2024	4/30/2024	5/31/2024	6/30/2024	7/31/2024	8/31/2024	9/30/2024	10/31/2024	11/30/2024	12/31/2024	1/31/2025
1033	627000760	394.0	$ -	$ -	$ -	$ -	$ -	$ -	$ -	$ -	$ -	$ -	$ -	$ -
1034	629000761	394.0	$ 138,048	$ 138,048	$ 138,048	$ 138,048	$ 286,491	$ 286,491	$ 286,491	$ 286,491	$ 286,491	$ 286,491	$ 286,491	$ 286,491
1035	626000762	390.0	$ -	$ -	$ -	$ -	$ -	$ -	$ -	$ -	$ -	$ -	$ -	$ -
1036	626000763	394.0	$ 148,950	$ 148,950	$ 148,950	$ 148,950	$ 351,041	$ 351,041	$ 351,041	$ 351,041	$ 351,041	$ 351,041	$ 351,041	$ 351,041
1037	662000764	394.0	$ (11,547)	$ (6,166)	$ (6,166)	$ (6,166)	$ 1,905	$ 1,905	$ 1,905	$ 9,976	$ 9,976	$ 9,976	$ 20,737	$ 20,737
1038	660000765	394.0	$ 212,401	$ 238,061	$ 238,061	$ 238,061	$ 276,551	$ 276,551	$ 276,551	$ 315,041	$ 315,041	$ 315,041	$ 366,361	$ 366,361
1039	667000766	394.0	$ -	$ 5,381	$ 5,381	$ 5,381	$ 13,452	$ 13,452	$ 13,452	$ 21,523	$ 21,523	$ 21,523	$ 32,284	$ 32,284
1040	680000767	394.0	$ 184,600	$ 184,600	$ 184,600	$ 184,600	$ 238,680	$ 238,680	$ 238,680	$ 291,677	$ 291,677	$ 291,677	$ 344,675	$ 344,675
1041	684000768	394.0	$ -	$ -	$ -	$ -	$ -	$ -	$ -	$ -	$ -	$ -	$ -	$ -
1042	T610000769	394.0	$ 29,372	$ 65,838	$ 65,838	$ 65,838	$ 65,838	$ 65,838	$ 65,838	$ 123,213	$ 123,213	$ 123,213	$ 123,213	$ 123,213
1043	T610000770	368.0	$ -	$ -	$ -	$ -	$ -	$ -	$ -	$ -	$ -	$ -	$ -	$ -
1044	T610000770	369.0	$ -	$ -	$ -	$ -	$ -	$ -	$ -	$ -	$ -	$ -	$ -	$ -
1045	T610000771	367.1	$ -	$ -	$ -	$ -	$ -	$ -	$ -	$ -	$ -	$ -	$ -	$ -
1046	T610000771	368.0	$ -	$ -	$ -	$ -	$ -	$ -	$ -	$ -	$ -	$ -	$ -	$ -
1047	T610000771	369.0	$ -	$ -	$ -	$ -	$ -	$ -	$ -	$ -	$ -	$ -	$ -	$ -
1048	T610000772	368.0	$ -	$ -	$ -	$ -	$ -	$ -	$ -	$ -	$ -	$ -	$ -	$ -
1049	T610000772	369.0	$ -	$ -	$ -	$ -	$ -	$ -	$ -	$ -	$ -	$ -	$ -	$ -
1050	T610000773	368.0	$ -	$ -	$ -	$ -	$ -	$ -	$ -	$ -	$ -	$ -	$ -	$ -
1051	T610000773	369.0	$ -	$ -	$ -	$ -	$ -	$ -	$ -	$ -	$ -	$ -	$ -	$ -
1052	T610000774	368.0	$ -	$ -	$ -	$ -	$ -	$ -	$ -	$ -	$ -	$ -	$ -	$ -
1053	T610000774	369.0	$ -	$ -	$ -	$ -	$ -	$ -	$ -	$ -	$ -	$ -	$ -	$ -
1054	T660000775	369.0	$ -	$ -	$ -	$ -	$ -	$ -	$ -	$ -	$ -	$ -	$ -	$ -
1055	T660000776	367.1	$ -	$ -	$ -	$ -	$ -	$ -	$ -	$ -	$ -	$ -	$ -	$ -
1056	T660000776	368.0	$ -	$ -	$ -	$ -	$ -	$ -	$ -	$ -	$ -	$ -	$ -	$ -
1057	T660000776	369.0	$ -	$ -	$ -	$ -	$ -	$ -	$ -	$ -	$ -	$ -	$ -	$ -
1058	T680000777	367.1	$ -	$ -	$ -	$ -	$ -	$ -	$ -	$ -	$ -	$ -	$ -	$ -
1059	T680000778	368.0	$ -	$ -	$ -	$ -	$ -	$ -	$ -	$ -	$ -	$ -	$ -	$ -
1060	T680000778	369.0	$ -	$ -	$ -	$ -	$ -	$ -	$ -	$ -	$ -	$ -	$ -	$ -
1061	T680000779	368.0	$ -	$ -	$ -	$ -	$ -	$ -	$ -	$ -	$ -	$ -	$ -	$ -
1062	T680000779	369.0	$ -	$ -	$ -	$ -	$ -	$ -	$ -	$ -	$ -	$ -	$ -	$ -
1063	T680000780	367.1	$ -	$ -	$ -	$ -	$ -	$ -	$ -	$ -	$ -	$ -	$ -	$ -
1064	T680000780	368.0	$ -	$ -	$ -	$ -	$ -	$ -	$ -	$ -	$ -	$ -	$ -	$ -
1065	T680000780	369.0	$ -	$ -	$ -	$ -	$ -	$ -	$ -	$ -	$ -	$ -	$ -	$ -
1066	T680000781	367.1	$ -	$ -	$ -	$ -	$ -	$ -	$ -	$ -	$ -	$ -	$ -	$ -
1067	T680000781	368.0	$ -	$ -	$ -	$ -	$ -	$ -	$ -	$ -	$ -	$ -	$ -	$ -
1068	T680000781	369.0	$ -	$ -	$ -	$ -	$ -	$ -	$ -	$ -	$ -	$ -	$ -	$ -
1069	T621000782	368.0	$ -	$ -	$ -	$ -	$ -	$ -	$ -	$ -	$ -	$ -	$ -	$ -
1070	T621000782	369.0	$ -	$ -	$ -	$ -	$ -	$ -	$ -	$ -	$ -	$ -	$ -	$ -
1071	T621000783	367.1	$ -	$ -	$ -	$ -	$ -	$ -	$ -	$ -	$ -	$ -	$ -	$ -
1072	T621000783	368.0	$ -	$ -	$ -	$ -	$ -	$ -	$ -	$ -	$ -	$ -	$ -	$ -
1073	T621000783	369.0	$ -	$ -	$ -	$ -	$ -	$ -	$ -	$ -	$ -	$ -	$ -	$ -
1074	T626000784	368.0	$ -	$ -	$ -	$ -	$ -	$ -	$ -	$ -	$ -	$ -	$ -	$ -
1075	T626000784	369.0	$ -	$ -	$ -	$ -	$ -	$ -	$ -	$ -	$ -	$ -	$ -	$ -
1076	T626000785	368.0	$ -	$ -	$ -	$ -	$ -	$ -	$ -	$ -	$ -	$ -	$ -	$ -
1077	T626000785	369.0	$ -	$ -	$ -	$ -	$ -	$ -	$ -	$ -	$ -	$ -	$ -	$ -
1078	T680000786	367.1	$ -	$ -	$ -	$ -	$ -	$ -	$ -	$ -	$ -	$ -	$ -	$ -
1079	T680000786	368.0	$ -	$ -	$ -	$ -	$ -	$ -	$ -	$ -	$ -	$ -	$ -	$ -
1080	T680000786	369.0	$ -	$ -	$ -	$ -	$ -	$ -	$ -	$ -	$ -	$ -	$ -	$ -
1081	T680000787	367.1	$ -	$ -	$ -	$ -	$ -	$ -	$ -	$ -	$ -	$ -	$ -	$ -

Sponsored by NMGC Witness Erik C. Buchanan

WP Plant 3 Gross Balances

NEW MEXICO GAS COMPANY, INC.

Gross Balances
Base Period - 12 Months Ending March 31, 2023
Future Test Year - 12 Months Ending September 30, 2025

	A	B	Z	AA	AB	AC	AD	AE	AF	AG
1										
2			Balance	Balance	Balance	Balance	Balance	Balance	Balance	Balance
3	Investment Number / Beginning Balance	FERC Account	2/28/2025	3/31/2025	4/30/2025	5/31/2025	6/30/2025	7/31/2025	8/31/2025	9/30/2025
1033	627000760	394.0	$ -	$ -	$ -	$ -	$ -	$ -	$ -	$ -
1034	629000761	394.0	$ 286,491	$ 312,021	$ 312,021	$ 312,021	$ 350,317	$ 350,317	$ 350,317	$ 388,612
1035	626000762	390.0	$ -	$ -	$ -	$ -	$ -	$ -	$ -	$ -
1036	626000763	394.0	$ 351,041	$ 385,797	$ 385,797	$ 385,797	$ 437,933	$ 437,933	$ 437,933	$ 490,068
1037	662000764	394.0	$ 20,737	$ 20,737	$ 20,737	$ 20,737	$ 20,737	$ 20,737	$ 20,737	$ 20,737
1038	660000765	394.0	$ 366,361	$ 392,840	$ 392,840	$ 392,840	$ 432,558	$ 432,558	$ 432,558	$ 472,277
1039	667000766	394.0	$ 32,284	$ 32,284	$ 32,284	$ 32,284	$ 32,284	$ 32,284	$ 32,284	$ 32,284
1040	680000767	394.0	$ 344,675	$ 372,206	$ 372,206	$ 372,206	$ 413,502	$ 413,502	$ 413,502	$ 454,799
1041	684000768	394.0	$ -	$ -	$ -	$ -	$ -	$ -	$ -	$ -
1042	T610000769	394.0	$ 123,213	$ 153,085	$ 153,085	$ 153,085	$ 153,085	$ 153,085	$ 153,085	$ 175,842
1043	T610000770	368.0	$ -	$ -	$ -	$ -	$ -	$ -	$ -	$ -
1044	T610000770	369.0	$ -	$ -	$ -	$ -	$ -	$ -	$ -	$ -
1045	T610000771	367.1	$ -	$ -	$ -	$ -	$ -	$ -	$ -	$ -
1046	T610000771	368.0	$ -	$ -	$ -	$ -	$ -	$ -	$ -	$ -
1047	T610000771	369.0	$ -	$ -	$ -	$ -	$ -	$ -	$ -	$ -
1048	T610000772	368.0	$ -	$ -	$ -	$ -	$ -	$ -	$ -	$ -
1049	T610000772	369.0	$ -	$ -	$ -	$ -	$ -	$ -	$ -	$ -
1050	T610000773	368.0	$ -	$ -	$ -	$ -	$ -	$ -	$ -	$ -
1051	T610000773	369.0	$ -	$ -	$ -	$ -	$ -	$ -	$ -	$ -
1052	T610000774	368.0	$ -	$ -	$ -	$ -	$ -	$ -	$ -	$ -
1053	T610000774	369.0	$ -	$ -	$ -	$ -	$ -	$ -	$ -	$ -
1054	T660000775	369.0	$ -	$ -	$ -	$ -	$ -	$ -	$ -	$ -
1055	T660000776	367.1	$ -	$ -	$ -	$ -	$ -	$ -	$ -	$ -
1056	T660000776	368.0	$ -	$ -	$ -	$ -	$ -	$ -	$ -	$ -
1057	T660000776	369.0	$ -	$ -	$ -	$ -	$ -	$ -	$ -	$ -
1058	T680000777	367.1	$ -	$ -	$ -	$ -	$ -	$ -	$ -	$ -
1059	T680000778	368.0	$ -	$ -	$ -	$ -	$ -	$ -	$ -	$ -
1060	T680000778	369.0	$ -	$ -	$ -	$ -	$ -	$ -	$ -	$ -
1061	T680000779	368.0	$ -	$ -	$ -	$ -	$ -	$ -	$ -	$ -
1062	T680000779	369.0	$ -	$ -	$ -	$ -	$ -	$ -	$ -	$ -
1063	T680000780	367.1	$ -	$ -	$ -	$ -	$ -	$ -	$ -	$ -
1064	T680000780	368.0	$ -	$ -	$ -	$ -	$ -	$ -	$ -	$ -
1065	T680000780	369.0	$ -	$ -	$ -	$ -	$ -	$ -	$ -	$ -
1066	T680000781	367.1	$ -	$ -	$ -	$ -	$ -	$ -	$ -	$ -
1067	T680000781	368.0	$ -	$ -	$ -	$ -	$ -	$ -	$ -	$ -
1068	T680000781	369.0	$ -	$ -	$ -	$ -	$ -	$ -	$ -	$ -
1069	T621000782	368.0	$ -	$ -	$ -	$ -	$ -	$ -	$ -	$ -
1070	T621000782	369.0	$ -	$ -	$ -	$ -	$ -	$ -	$ -	$ -
1071	T621000783	367.1	$ -	$ -	$ -	$ -	$ -	$ -	$ -	$ -
1072	T621000783	368.0	$ -	$ -	$ -	$ -	$ -	$ -	$ -	$ -
1073	T621000783	369.0	$ -	$ -	$ -	$ -	$ -	$ -	$ -	$ -
1074	T626000784	368.0	$ -	$ -	$ -	$ -	$ -	$ -	$ -	$ -
1075	T626000784	369.0	$ -	$ -	$ -	$ -	$ -	$ -	$ -	$ -
1076	T626000785	368.0	$ -	$ -	$ -	$ -	$ -	$ -	$ -	$ -
1077	T626000785	369.0	$ -	$ -	$ -	$ -	$ -	$ -	$ -	$ -
1078	T680000786	367.1	$ -	$ -	$ -	$ -	$ -	$ -	$ -	$ -
1079	T680000786	368.0	$ -	$ -	$ -	$ -	$ -	$ -	$ -	$ -
1080	T680000786	369.0	$ -	$ -	$ -	$ -	$ -	$ -	$ -	$ -
1081	T680000787	367.1	$ -	$ -	$ -	$ -	$ -	$ -	$ -	$ -

Sponsored by NMGC Witness Erik C. Buchanan

NEW MEXICO GAS COMPANY, INC.

Gross Balances
Base Period - 12 Months Ending March 31, 2023
Future Test Year - 12 Months Ending September 30, 2025

	A	B	C	D	E	F	G	H	I	J	K	L	M
1			Adjusted Base Period										
2			Balance	Balance	Balance	Balance	Balance	Balance	Balance	Balance	Balance	Balance	Balance
3	Investment Number / Beginning Balance	FERC Account	3/31/2023	4/30/2023	5/31/2023	6/30/2023	7/31/2023	8/31/2023	9/30/2023	10/31/2023	11/30/2023	12/31/2023	1/31/2024
1082	T680000787	368.0	$ -	$ -	$ -	$ -	$ -	$ -	$ -	$ -	$ -	$ -	$ -
1083	T680000787	369.0	$ -	$ -	$ -	$ -	$ -	$ -	$ -	$ -	$ -	$ -	$ -
1084	T624000788	368.0	$ -	$ -	$ -	$ -	$ -	$ -	$ -	$ -	$ -	$ -	$ -
1085	T624000788	369.0	$ -	$ -	$ -	$ -	$ -	$ -	$ -	$ -	$ -	$ -	$ -
1086	T624000789	367.3	$ -	$ -	$ -	$ -	$ -	$ -	$ -	$ -	$ -	$ -	$ -
1087	T624000790	368.0	$ -	$ -	$ -	$ -	$ -	$ -	$ -	$ -	$ -	$ -	$ -
1088	T624000790	369.0	$ -	$ -	$ -	$ -	$ -	$ -	$ -	$ -	$ -	$ -	$ -
1089	T624000791	367.1	$ -	$ -	$ -	$ -	$ -	$ -	$ -	$ -	$ -	$ -	$ -
1090	T680000792	367.1	$ -	$ -	$ -	$ -	$ -	$ -	$ -	$ -	$ -	$ -	$ -
1091	T680000792	368.0	$ -	$ -	$ -	$ -	$ -	$ -	$ -	$ -	$ -	$ -	$ -
1092	T680000792	369.0	$ -	$ -	$ -	$ -	$ -	$ -	$ -	$ -	$ -	$ -	$ -
1093	T610000793	367.1	$ -	$ -	$ -	$ -	$ -	$ -	$ -	$ -	$ -	$ -	$ -
1094	T610000794	368.0	$ -	$ -	$ -	$ -	$ -	$ -	$ -	$ -	$ -	$ -	$ -
1095	T610000794	369.0	$ -	$ -	$ -	$ -	$ -	$ -	$ -	$ -	$ -	$ -	$ -
1096	T610000795	367.1	$ -	$ -	$ -	$ -	$ -	$ -	$ -	$ -	$ -	$ -	$ -
1097	T610000795	368.0	$ -	$ -	$ -	$ -	$ -	$ -	$ -	$ -	$ -	$ -	$ -
1098	T610000795	369.0	$ -	$ -	$ -	$ -	$ -	$ -	$ -	$ -	$ -	$ -	$ -
1099	T660000796	367.1	$ -	$ -	$ -	$ -	$ -	$ -	$ -	$ -	$ -	$ -	$ -
1100	T660000796	368.0	$ -	$ -	$ -	$ -	$ -	$ -	$ -	$ -	$ -	$ -	$ -
1101	T660000796	369.0	$ -	$ -	$ -	$ -	$ -	$ -	$ -	$ -	$ -	$ -	$ -
1102	T680000797	367.1	$ -	$ -	$ -	$ -	$ -	$ -	$ -	$ -	$ -	$ -	$ -
1103	T680000797	368.0	$ -	$ -	$ -	$ -	$ -	$ -	$ -	$ -	$ -	$ -	$ -
1104	T680000797	369.0	$ -	$ -	$ -	$ -	$ -	$ -	$ -	$ -	$ -	$ -	$ -
1105	T680000798	367.1	$ -	$ -	$ -	$ -	$ -	$ -	$ -	$ -	$ -	$ -	$ -
1106	T680000798	368.0	$ -	$ -	$ -	$ -	$ -	$ -	$ -	$ -	$ -	$ -	$ -
1107	T680000798	369.0	$ -	$ -	$ -	$ -	$ -	$ -	$ -	$ -	$ -	$ -	$ -
1108	T680000799		$ -	$ -	$ -	$ -	$ -	$ -	$ -	$ -	$ -	$ -	$ -
1109	T680000800	367.1	$ -	$ -	$ -	$ -	$ -	$ -	$ -	$ -	$ -	$ -	$ -
1110	T680000800	368.0	$ -	$ -	$ -	$ -	$ -	$ -	$ -	$ -	$ -	$ -	$ -
1111	T680000800	369.0	$ -	$ -	$ -	$ -	$ -	$ -	$ -	$ -	$ -	$ -	$ -
1112	T621000801	367.1	$ -	$ -	$ -	$ -	$ -	$ -	$ -	$ -	$ -	$ -	$ -
1113	T621000801	368.0	$ -	$ -	$ -	$ -	$ -	$ -	$ -	$ -	$ -	$ -	$ -
1114	T621000801	369.0	$ -	$ -	$ -	$ -	$ -	$ -	$ -	$ -	$ -	$ -	$ -
1115	T621000802	367.1	$ -	$ -	$ -	$ -	$ -	$ -	$ -	$ -	$ -	$ -	$ -
1116	T621000802	368.0	$ -	$ -	$ -	$ -	$ -	$ -	$ -	$ -	$ -	$ -	$ -
1117	T621000802	369.0	$ -	$ -	$ -	$ -	$ -	$ -	$ -	$ -	$ -	$ -	$ -
1118	T621000803	367.1	$ -	$ -	$ -	$ -	$ -	$ -	$ -	$ -	$ -	$ -	$ -
1119	T621000803	368.0	$ -	$ -	$ -	$ -	$ -	$ -	$ -	$ -	$ -	$ -	$ -
1120	T621000803	369.0	$ -	$ -	$ -	$ -	$ -	$ -	$ -	$ -	$ -	$ -	$ -
1121	T621000804	367.1	$ -	$ -	$ -	$ -	$ -	$ -	$ -	$ -	$ -	$ -	$ -
1122	T621000804	368.0	$ -	$ -	$ -	$ -	$ -	$ -	$ -	$ -	$ -	$ -	$ -
1123	T621000804	369.0	$ -	$ -	$ -	$ -	$ -	$ -	$ -	$ -	$ -	$ -	$ -
1124	610000805	380.0	$ -	$ -	$ -	$ -	$ -	$ -	$ -	$ -	$ -	$ -	$ -
1125	610000805	380.1	$ -	$ -	$ -	$ -	$ -	$ -	$ -	$ -	$ -	$ -	$ -
1126	T626000806	367.1	$ -	$ -	$ -	$ -	$ -	$ -	$ -	$ -	$ -	$ -	$ -
1127	T626000806	368.0	$ -	$ -	$ -	$ -	$ -	$ -	$ -	$ -	$ -	$ -	$ -
1128	T626000806	369.0	$ -	$ -	$ -	$ -	$ -	$ -	$ -	$ -	$ -	$ -	$ -
1129	T626000807	367.1	$ -	$ -	$ -	$ -	$ -	$ -	$ -	$ -	$ -	$ -	$ -
1130	T626000807	368.0	$ -	$ -	$ -	$ -	$ -	$ -	$ -	$ -	$ -	$ -	$ -

Sponsored by NMGC Witness Erik C. Buchanan

WP Plant 3 Gross Balances

NEW MEXICO GAS COMPANY, INC.

Gross Balances
Base Period - 12 Months Ending March 31, 2023
Future Test Year - 12 Months Ending September 30, 2025

	A	B	N	O	P	Q	R	S	T	U	V	W	X	Y
1														
2			Balance	Balance	Balance	Balance	Balance	Balance	Balance	Balance	Balance	Balance	Balance	Balance
3	Investment Number / Beginning Balance	FERC Account	2/29/2024	3/31/2024	4/30/2024	5/31/2024	6/30/2024	7/31/2024	8/31/2024	9/30/2024	10/31/2024	11/30/2024	12/31/2024	1/31/2025
1082	T680000787	368.0	$ -	$ -	$ -	$ -	$ -	$ -	$ -	$ -	$ -	$ -	$ -	$ -
1083	T680000787	369.0	$ -	$ -	$ -	$ -	$ -	$ -	$ -	$ -	$ -	$ -	$ -	$ -
1084	T624000788	368.0	$ -	$ -	$ -	$ -	$ -	$ -	$ -	$ -	$ -	$ -	$ -	$ -
1085	T624000788	369.0	$ -	$ -	$ -	$ -	$ -	$ -	$ -	$ -	$ -	$ -	$ -	$ -
1086	T624000789	367.3	$ -	$ -	$ -	$ -	$ -	$ -	$ -	$ -	$ -	$ -	$ -	$ -
1087	T624000790	368.0	$ -	$ -	$ -	$ -	$ -	$ -	$ -	$ -	$ -	$ -	$ -	$ -
1088	T624000790	369.0	$ -	$ -	$ -	$ -	$ -	$ -	$ -	$ -	$ -	$ -	$ -	$ -
1089	T624000791	367.1	$ -	$ -	$ -	$ -	$ -	$ -	$ -	$ -	$ -	$ -	$ -	$ -
1090	T680000792	367.1	$ -	$ -	$ -	$ -	$ -	$ -	$ -	$ -	$ -	$ -	$ -	$ -
1091	T680000792	368.0	$ -	$ -	$ -	$ -	$ -	$ -	$ -	$ -	$ -	$ -	$ -	$ -
1092	T680000792	369.0	$ -	$ -	$ -	$ -	$ -	$ -	$ -	$ -	$ -	$ -	$ -	$ -
1093	T610000793	367.1	$ -	$ -	$ -	$ -	$ -	$ -	$ -	$ -	$ -	$ -	$ -	$ -
1094	T610000794	368.0	$ -	$ -	$ -	$ -	$ -	$ -	$ -	$ -	$ -	$ -	$ -	$ -
1095	T610000794	369.0	$ -	$ -	$ -	$ -	$ -	$ -	$ -	$ -	$ -	$ -	$ -	$ -
1096	T610000795	367.1	$ -	$ -	$ -	$ -	$ -	$ -	$ -	$ -	$ -	$ -	$ -	$ -
1097	T610000795	368.0	$ -	$ -	$ -	$ -	$ -	$ -	$ -	$ -	$ -	$ -	$ -	$ -
1098	T610000795	369.0	$ -	$ -	$ -	$ -	$ -	$ -	$ -	$ -	$ -	$ -	$ -	$ -
1099	T660000796	367.1	$ -	$ -	$ -	$ -	$ -	$ -	$ -	$ -	$ -	$ -	$ -	$ -
1100	T660000796	368.0	$ -	$ -	$ -	$ -	$ -	$ -	$ -	$ -	$ -	$ -	$ -	$ -
1101	T660000796	369.0	$ -	$ -	$ -	$ -	$ -	$ -	$ -	$ -	$ -	$ -	$ -	$ -
1102	T680000797	367.1	$ -	$ -	$ -	$ -	$ -	$ -	$ -	$ -	$ -	$ -	$ -	$ -
1103	T680000797	368.0	$ -	$ -	$ -	$ -	$ -	$ -	$ -	$ -	$ -	$ -	$ -	$ -
1104	T680000797	369.0	$ -	$ -	$ -	$ -	$ -	$ -	$ -	$ -	$ -	$ -	$ -	$ -
1105	T680000798	367.1	$ -	$ -	$ -	$ -	$ -	$ -	$ -	$ -	$ -	$ -	$ -	$ -
1106	T680000798	368.0	$ -	$ -	$ -	$ -	$ -	$ -	$ -	$ -	$ -	$ -	$ -	$ -
1107	T680000798	369.0	$ -	$ -	$ -	$ -	$ -	$ -	$ -	$ -	$ -	$ -	$ -	$ -
1108	T680000799		$ -	$ -	$ -	$ -	$ -	$ -	$ -	$ -	$ -	$ -	$ -	$ -
1109	T680000800	367.1	$ -	$ -	$ -	$ -	$ -	$ -	$ -	$ -	$ -	$ -	$ -	$ -
1110	T680000800	368.0	$ -	$ -	$ -	$ -	$ -	$ -	$ -	$ -	$ -	$ -	$ -	$ -
1111	T680000800	369.0	$ -	$ -	$ -	$ -	$ -	$ -	$ -	$ -	$ -	$ -	$ -	$ -
1112	T621000801	367.1	$ -	$ -	$ -	$ -	$ -	$ -	$ -	$ -	$ -	$ -	$ -	$ -
1113	T621000801	368.0	$ -	$ -	$ -	$ -	$ -	$ -	$ -	$ -	$ -	$ -	$ -	$ -
1114	T621000801	369.0	$ -	$ -	$ -	$ -	$ -	$ -	$ -	$ -	$ -	$ -	$ -	$ -
1115	T621000802	367.1	$ -	$ -	$ -	$ -	$ -	$ -	$ -	$ -	$ -	$ -	$ -	$ -
1116	T621000802	368.0	$ -	$ -	$ -	$ -	$ -	$ -	$ -	$ -	$ -	$ -	$ -	$ -
1117	T621000802	369.0	$ -	$ -	$ -	$ -	$ -	$ -	$ -	$ -	$ -	$ -	$ -	$ -
1118	T621000803	367.1	$ -	$ -	$ -	$ -	$ -	$ -	$ -	$ -	$ -	$ -	$ -	$ -
1119	T621000803	368.0	$ -	$ -	$ -	$ -	$ -	$ -	$ -	$ -	$ -	$ -	$ -	$ -
1120	T621000803	369.0	$ -	$ -	$ -	$ -	$ -	$ -	$ -	$ -	$ -	$ -	$ -	$ -
1121	T621000804	367.1	$ -	$ -	$ -	$ -	$ -	$ -	$ -	$ -	$ -	$ -	$ -	$ -
1122	T621000804	368.0	$ -	$ -	$ -	$ -	$ -	$ -	$ -	$ -	$ -	$ -	$ -	$ -
1123	T621000804	369.0	$ -	$ -	$ -	$ -	$ -	$ -	$ -	$ -	$ -	$ -	$ -	$ -
1124	610000805	380.0	$ -	$ -	$ -	$ -	$ -	$ -	$ -	$ -	$ -	$ -	$ -	$ -
1125	610000805	380.1	$ -	$ -	$ -	$ -	$ -	$ -	$ -	$ -	$ -	$ -	$ -	$ -
1126	T626000806	367.1	$ -	$ -	$ -	$ -	$ -	$ -	$ -	$ -	$ -	$ -	$ -	$ -
1127	T626000806	368.0	$ -	$ -	$ -	$ -	$ -	$ -	$ -	$ -	$ -	$ -	$ -	$ -
1128	T626000806	369.0	$ -	$ -	$ -	$ -	$ -	$ -	$ -	$ -	$ -	$ -	$ -	$ -
1129	T626000807	367.1	$ -	$ -	$ -	$ -	$ -	$ -	$ -	$ -	$ -	$ -	$ -	$ -
1130	T626000807	368.0	$ -	$ -	$ -	$ -	$ -	$ -	$ -	$ -	$ -	$ -	$ -	$ -

Sponsored by NMGC Witness Erik C. Buchanan

NEW MEXICO GAS COMPANY, INC.

Gross Balances
Base Period - 12 Months Ending March 31, 2023
Future Test Year - 12 Months Ending September 30, 2025

	A	B	Z	AA	AB	AC	AD	AE	AF	AG
1										
2			Balance	Balance	Balance	Balance	Balance	Balance	Balance	Balance
3	Investment Number / Beginning Balance	FERC Account	2/28/2025	3/31/2025	4/30/2025	5/31/2025	6/30/2025	7/31/2025	8/31/2025	9/30/2025
1082	T680000787	368.0	$ -	$ -	$ -	$ -	$ -	$ -	$ -	$ -
1083	T680000787	369.0	$ -	$ -	$ -	$ -	$ -	$ -	$ -	$ -
1084	T624000788	368.0	$ -	$ -	$ -	$ -	$ -	$ -	$ -	$ -
1085	T624000788	369.0	$ -	$ -	$ -	$ -	$ -	$ -	$ -	$ -
1086	T624000789	367.3	$ -	$ -	$ -	$ -	$ -	$ -	$ -	$ -
1087	T624000790	368.0	$ -	$ -	$ -	$ -	$ -	$ -	$ -	$ -
1088	T624000790	369.0	$ -	$ -	$ -	$ -	$ -	$ -	$ -	$ -
1089	T624000791	367.1	$ -	$ -	$ -	$ -	$ -	$ -	$ -	$ -
1090	T680000792	367.1	$ -	$ -	$ -	$ -	$ -	$ -	$ -	$ -
1091	T680000792	368.0	$ -	$ -	$ -	$ -	$ -	$ -	$ -	$ -
1092	T680000792	369.0	$ -	$ -	$ -	$ -	$ -	$ -	$ -	$ -
1093	T610000793	367.1	$ -	$ -	$ -	$ -	$ -	$ -	$ -	$ -
1094	T610000794	368.0	$ -	$ -	$ -	$ -	$ -	$ -	$ -	$ -
1095	T610000794	369.0	$ -	$ -	$ -	$ -	$ -	$ -	$ -	$ -
1096	T610000795	367.1	$ -	$ -	$ -	$ -	$ -	$ -	$ -	$ -
1097	T610000795	368.0	$ -	$ -	$ -	$ -	$ -	$ -	$ -	$ -
1098	T610000795	369.0	$ -	$ -	$ -	$ -	$ -	$ -	$ -	$ -
1099	T660000796	367.1	$ -	$ -	$ -	$ -	$ -	$ -	$ -	$ -
1100	T660000796	368.0	$ -	$ -	$ -	$ -	$ -	$ -	$ -	$ -
1101	T660000796	369.0	$ -	$ -	$ -	$ -	$ -	$ -	$ -	$ -
1102	T680000797	367.1	$ -	$ -	$ -	$ -	$ -	$ -	$ -	$ -
1103	T680000797	368.0	$ -	$ -	$ -	$ -	$ -	$ -	$ -	$ -
1104	T680000797	369.0	$ -	$ -	$ -	$ -	$ -	$ -	$ -	$ -
1105	T680000798	367.1	$ -	$ -	$ -	$ -	$ -	$ -	$ -	$ -
1106	T680000798	368.0	$ -	$ -	$ -	$ -	$ -	$ -	$ -	$ -
1107	T680000798	369.0	$ -	$ -	$ -	$ -	$ -	$ -	$ -	$ -
1108	T680000799		$ -	$ -	$ -	$ -	$ -	$ -	$ -	$ -
1109	T680000800	367.1	$ -	$ -	$ -	$ -	$ -	$ -	$ -	$ -
1110	T680000800	368.0	$ -	$ -	$ -	$ -	$ -	$ -	$ -	$ -
1111	T680000800	369.0	$ -	$ -	$ -	$ -	$ -	$ -	$ -	$ -
1112	T621000801	367.1	$ -	$ -	$ -	$ -	$ -	$ -	$ -	$ -
1113	T621000801	368.0	$ -	$ -	$ -	$ -	$ -	$ -	$ -	$ -
1114	T621000801	369.0	$ -	$ -	$ -	$ -	$ -	$ -	$ -	$ -
1115	T621000802	367.1	$ -	$ -	$ -	$ -	$ -	$ -	$ -	$ -
1116	T621000802	368.0	$ -	$ -	$ -	$ -	$ -	$ -	$ -	$ -
1117	T621000802	369.0	$ -	$ -	$ -	$ -	$ -	$ -	$ -	$ -
1118	T621000803	367.1	$ -	$ -	$ -	$ -	$ -	$ -	$ -	$ -
1119	T621000803	368.0	$ -	$ -	$ -	$ -	$ -	$ -	$ -	$ -
1120	T621000803	369.0	$ -	$ -	$ -	$ -	$ -	$ -	$ -	$ -
1121	T621000804	367.1	$ -	$ -	$ -	$ -	$ -	$ -	$ -	$ -
1122	T621000804	368.0	$ -	$ -	$ -	$ -	$ -	$ -	$ -	$ -
1123	T621000804	369.0	$ -	$ -	$ -	$ -	$ -	$ -	$ -	$ -
1124	610000805	380.0	$ -	$ -	$ -	$ -	$ -	$ -	$ -	$ -
1125	610000805	380.1	$ -	$ -	$ -	$ -	$ -	$ -	$ -	$ -
1126	T626000806	367.1	$ -	$ -	$ -	$ -	$ -	$ -	$ -	$ -
1127	T626000806	368.0	$ -	$ -	$ -	$ -	$ -	$ -	$ -	$ -
1128	T626000806	369.0	$ -	$ -	$ -	$ -	$ -	$ -	$ -	$ -
1129	T626000807	367.1	$ -	$ -	$ -	$ -	$ -	$ -	$ -	$ -
1130	T626000807	368.0	$ -	$ -	$ -	$ -	$ -	$ -	$ -	$ -

Sponsored by NMGC Witness Erik C. Buchanan

NEW MEXICO GAS COMPANY, INC.

Gross Balances
Base Period - 12 Months Ending March 31, 2023
Future Test Year - 12 Months Ending September 30, 2025

	A	B	C	D	E	F	G	H	I	J	K	L	M
1			Adjusted Base Period										
2			Balance	Balance	Balance	Balance	Balance	Balance	Balance	Balance	Balance	Balance	Balance
3	Investment Number / Beginning Balance	FERC Account	3/31/2023	4/30/2023	5/31/2023	6/30/2023	7/31/2023	8/31/2023	9/30/2023	10/31/2023	11/30/2023	12/31/2023	1/31/2024
1131	T626000807	369.0	$ -	$ -	$ -	$ -	$ -	$ -	$ -	$ -	$ -	$ -	$ -
1132	T626000808	367.1	$ -	$ -	$ -	$ -	$ -	$ -	$ -	$ -	$ -	$ -	$ -
1133	T626000808	368.0	$ -	$ -	$ -	$ -	$ -	$ -	$ -	$ -	$ -	$ -	$ -
1134	T626000808	369.0	$ -	$ -	$ -	$ -	$ -	$ -	$ -	$ -	$ -	$ -	$ -
1135	601000809	376.1	$ -	$ -	$ -	$ -	$ -	$ -	$ -	$ -	$ -	$ -	$ -
1136	601000809	376.2	$ -	$ -	$ -	$ -	$ -	$ -	$ -	$ -	$ -	$ -	$ -
1137	601000809	376.4	$ -	$ -	$ -	$ -	$ -	$ -	$ -	$ -	$ -	$ -	$ -
1138	601000809	380.0	$ -	$ -	$ -	$ -	$ -	$ -	$ -	$ -	$ -	$ -	$ -
1139	601000810		$ -	$ -	$ -	$ -	$ -	$ -	$ -	$ -	$ -	$ -	$ -
1140	601000811		$ -	$ -	$ -	$ -	$ -	$ -	$ -	$ -	$ -	$ -	$ -
1141	601000812		$ -	$ -	$ -	$ -	$ -	$ -	$ -	$ -	$ -	$ -	$ -
1142	601000813	303.3	$ -	$ -	$ -	$ -	$ -	$ -	$ -	$ -	$ -	$ -	$ -
1143	610000817	376.1	$ -	$ -	$ -	$ 209,337	$ 209,337	$ 209,337	$ 330,146	$ 330,146	$ 330,146	$ 467,737	$ 467,737
1144	610000817	376.2	$ -	$ -	$ -	$ 1,465,359	$ 1,465,359	$ 1,465,359	$ 2,311,021	$ 2,311,021	$ 2,311,021	$ 3,274,157	$ 3,274,157
1145	610000817	376.4	$ -	$ -	$ -	$ 104,669	$ 104,669	$ 104,669	$ 165,073	$ 165,073	$ 165,073	$ 233,868	$ 233,868
1146	610000817	380.0	$ -	$ -	$ -	$ 314,006	$ 314,006	$ 314,006	$ 495,219	$ 495,219	$ 495,219	$ 701,605	$ 701,605
1147	T660000818	368.0	$ -	$ -	$ -	$ -	$ -	$ -	$ -	$ -	$ -	$ -	$ -
1148	T660000818	369.0	$ -	$ -	$ -	$ -	$ -	$ -	$ -	$ -	$ -	$ -	$ -
1149	T660000819	368.0	$ -	$ -	$ -	$ -	$ -	$ -	$ -	$ -	$ -	$ -	$ -
1150	T660000819	369.0	$ -	$ -	$ -	$ -	$ -	$ -	$ -	$ -	$ -	$ -	$ -
1151	T680000820	368.0	$ -	$ -	$ -	$ -	$ -	$ -	$ -	$ -	$ -	$ -	$ -
1152	T680000820	369.0	$ -	$ -	$ -	$ -	$ -	$ -	$ -	$ -	$ -	$ -	$ -
1153	T680000821	368.0	$ -	$ -	$ -	$ -	$ -	$ -	$ -	$ -	$ -	$ -	$ -
1154	T680000821	369.0	$ -	$ -	$ -	$ -	$ -	$ -	$ -	$ -	$ -	$ -	$ -
1155	T680000822	368.0	$ -	$ -	$ -	$ -	$ -	$ -	$ -	$ -	$ -	$ -	$ -
1156	T680000822	369.0	$ -	$ -	$ -	$ -	$ -	$ -	$ -	$ -	$ -	$ -	$ -
1157	T660000823	368.0	$ -	$ -	$ -	$ -	$ -	$ -	$ -	$ -	$ -	$ -	$ -
1158	T660000823	369.0	$ -	$ -	$ -	$ -	$ -	$ -	$ -	$ -	$ -	$ -	$ -
1159	T621000825	378.0	$ -	$ -	$ -	$ -	$ -	$ -	$ -	$ -	$ -	$ -	$ -
1160	T621000825	385.0	$ -	$ -	$ -	$ -	$ -	$ -	$ -	$ -	$ -	$ -	$ -
1161	T610000826	367.1	$ -	$ -	$ -	$ -	$ -	$ -	$ -	$ -	$ -	$ -	$ -
1162	T610000826	368.0	$ -	$ -	$ -	$ -	$ -	$ -	$ -	$ -	$ -	$ -	$ -
1163	T610000826	369.0	$ -	$ -	$ -	$ -	$ -	$ -	$ -	$ -	$ -	$ -	$ -
1164	T610000827	368.0	$ -	$ -	$ -	$ -	$ -	$ -	$ -	$ -	$ -	$ -	$ -
1165	T610000827	369.0	$ -	$ -	$ -	$ -	$ -	$ -	$ -	$ -	$ -	$ -	$ -
1166	T610000828	368.0	$ -	$ -	$ -	$ -	$ -	$ -	$ -	$ -	$ -	$ -	$ -
1167	T610000828	369.0	$ -	$ -	$ -	$ -	$ -	$ -	$ -	$ -	$ -	$ -	$ -
1168	T610000830	368.0	$ -	$ -	$ -	$ -	$ -	$ -	$ -	$ -	$ -	$ -	$ -
1169	T610000830	369.0	$ -	$ -	$ -	$ -	$ -	$ -	$ -	$ -	$ -	$ -	$ -
1170	T610000831	368.0	$ -	$ -	$ -	$ -	$ -	$ -	$ -	$ -	$ -	$ -	$ -
1171	T610000831	369.0	$ -	$ -	$ -	$ -	$ -	$ -	$ -	$ -	$ -	$ -	$ -
1172	T624000832	367.1	$ -	$ -	$ -	$ -	$ -	$ -	$ -	$ -	$ -	$ -	$ -
1173	T624000833	368.0	$ -	$ -	$ -	$ -	$ -	$ -	$ -	$ -	$ -	$ -	$ -
1174	T624000833	369.0	$ -	$ -	$ -	$ -	$ -	$ -	$ -	$ -	$ -	$ -	$ -
1175	T624000834	368.0	$ -	$ -	$ -	$ -	$ -	$ -	$ -	$ -	$ -	$ -	$ -
1176	T624000834	369.0	$ -	$ -	$ -	$ -	$ -	$ -	$ -	$ -	$ -	$ -	$ -
1177	T626000835	367.1	$ -	$ -	$ -	$ -	$ -	$ -	$ -	$ -	$ -	$ -	$ -
1178	T626000835	368.0	$ -	$ -	$ -	$ -	$ -	$ -	$ -	$ -	$ -	$ -	$ -
1179	T626000835	369.0	$ -	$ -	$ -	$ -	$ -	$ -	$ -	$ -	$ -	$ -	$ -

Sponsored by NMGC Witness Erik C. Buchanan

NEW MEXICO GAS COMPANY, INC.

Gross Balances
Base Period - 12 Months Ending March 31, 2023
Future Test Year - 12 Months Ending September 30, 2025

	A	B	N	O	P	Q	R	S	T	U	V	W	X	Y
1														
2			Balance	Balance	Balance	Balance	Balance	Balance	Balance	Balance	Balance	Balance	Balance	Balance
3	Investment Number / Beginning Balance	FERC Account	2/29/2024	3/31/2024	4/30/2024	5/31/2024	6/30/2024	7/31/2024	8/31/2024	9/30/2024	10/31/2024	11/30/2024	12/31/2024	1/31/2025
1131	T626000807	369.0	$ -	$ -	$ -	$ -	$ -	$ -	$ -	$ -	$ -	$ -	$ -	$ -
1132	T626000808	367.1	$ -	$ -	$ -	$ -	$ -	$ -	$ -	$ -	$ -	$ -	$ -	$ -
1133	T626000808	368.0	$ -	$ -	$ -	$ -	$ -	$ -	$ -	$ -	$ -	$ -	$ -	$ -
1134	T626000808	369.0	$ -	$ -	$ -	$ -	$ -	$ -	$ -	$ -	$ -	$ -	$ -	$ -
1135	601000809	376.1	$ -	$ -	$ -	$ -	$ -	$ -	$ -	$ -	$ -	$ -	$ -	$ -
1136	601000809	376.2	$ -	$ -	$ -	$ -	$ -	$ -	$ -	$ -	$ -	$ -	$ -	$ -
1137	601000809	376.4	$ -	$ -	$ -	$ -	$ -	$ -	$ -	$ -	$ -	$ -	$ -	$ -
1138	601000809	380.0	$ -	$ -	$ -	$ -	$ -	$ -	$ -	$ -	$ -	$ -	$ -	$ -
1139	601000810		$ -	$ -	$ -	$ -	$ -	$ -	$ -	$ -	$ -	$ -	$ -	$ -
1140	601000811		$ -	$ -	$ -	$ -	$ -	$ -	$ -	$ -	$ -	$ -	$ -	$ -
1141	601000812		$ -	$ -	$ -	$ -	$ -	$ -	$ -	$ -	$ -	$ -	$ -	$ -
1142	601000813	303.3	$ -	$ -	$ -	$ -	$ -	$ -	$ -	$ -	$ -	$ -	$ -	$ -
1143	610000817	376.1	$ 467,737	$ 547,618	$ 547,618	$ 547,618	$ 668,085	$ 668,085	$ 668,085	$ 810,755	$ 810,755	$ 810,755	$ 973,816	$ 973,816
1144	610000817	376.2	$ 3,274,157	$ 3,833,328	$ 3,833,328	$ 3,833,328	$ 4,676,598	$ 4,676,598	$ 4,676,598	$ 5,675,286	$ 5,675,286	$ 5,675,286	$ 6,816,714	$ 6,816,714
1145	610000817	376.4	$ 233,868	$ 273,809	$ 273,809	$ 273,809	$ 334,043	$ 334,043	$ 334,043	$ 405,378	$ 405,378	$ 405,378	$ 486,908	$ 486,908
1146	610000817	380.0	$ 701,605	$ 821,427	$ 821,427	$ 821,427	$ 1,002,128	$ 1,002,128	$ 1,002,128	$ 1,216,133	$ 1,216,133	$ 1,216,133	$ 1,460,724	$ 1,460,724
1147	T660000818	368.0	$ -	$ -	$ -	$ -	$ -	$ -	$ -	$ -	$ -	$ -	$ -	$ -
1148	T660000818	369.0	$ -	$ -	$ -	$ -	$ -	$ -	$ -	$ -	$ -	$ -	$ -	$ -
1149	T660000819	368.0	$ -	$ -	$ -	$ -	$ -	$ -	$ -	$ -	$ -	$ -	$ -	$ -
1150	T660000819	369.0	$ -	$ -	$ -	$ -	$ -	$ -	$ -	$ -	$ -	$ -	$ -	$ -
1151	T680000820	368.0	$ -	$ -	$ -	$ -	$ -	$ -	$ -	$ -	$ -	$ -	$ -	$ -
1152	T680000820	369.0	$ -	$ -	$ -	$ -	$ -	$ -	$ -	$ -	$ -	$ -	$ -	$ -
1153	T680000821	368.0	$ -	$ -	$ -	$ -	$ -	$ -	$ -	$ -	$ -	$ -	$ -	$ -
1154	T680000821	369.0	$ -	$ -	$ -	$ -	$ -	$ -	$ -	$ -	$ -	$ -	$ -	$ -
1155	T680000822	368.0	$ -	$ -	$ -	$ -	$ -	$ -	$ -	$ -	$ -	$ -	$ -	$ -
1156	T680000822	369.0	$ -	$ -	$ -	$ -	$ -	$ -	$ -	$ -	$ -	$ -	$ -	$ -
1157	T660000823	368.0	$ -	$ -	$ -	$ -	$ -	$ -	$ -	$ -	$ -	$ -	$ -	$ -
1158	T660000823	369.0	$ -	$ -	$ -	$ -	$ -	$ -	$ -	$ -	$ -	$ -	$ -	$ -
1159	T621000825	378.0	$ -	$ -	$ -	$ -	$ -	$ -	$ -	$ -	$ -	$ -	$ -	$ -
1160	T621000825	385.0	$ -	$ -	$ -	$ -	$ -	$ -	$ -	$ -	$ -	$ -	$ -	$ -
1161	T610000826	367.1	$ -	$ -	$ -	$ -	$ -	$ -	$ -	$ -	$ -	$ -	$ -	$ -
1162	T610000826	368.0	$ -	$ -	$ -	$ -	$ -	$ -	$ -	$ -	$ -	$ -	$ -	$ -
1163	T610000826	369.0	$ -	$ -	$ -	$ -	$ -	$ -	$ -	$ -	$ -	$ -	$ -	$ -
1164	T610000827	368.0	$ -	$ -	$ -	$ -	$ -	$ -	$ -	$ -	$ -	$ -	$ -	$ -
1165	T610000827	369.0	$ -	$ -	$ -	$ -	$ -	$ -	$ -	$ -	$ -	$ -	$ -	$ -
1166	T610000828	368.0	$ -	$ -	$ -	$ -	$ -	$ -	$ -	$ -	$ -	$ -	$ -	$ -
1167	T610000828	369.0	$ -	$ -	$ -	$ -	$ -	$ -	$ -	$ -	$ -	$ -	$ -	$ -
1168	T610000830	368.0	$ -	$ -	$ -	$ -	$ -	$ -	$ -	$ -	$ -	$ -	$ -	$ -
1169	T610000830	369.0	$ -	$ -	$ -	$ -	$ -	$ -	$ -	$ -	$ -	$ -	$ -	$ -
1170	T610000831	368.0	$ -	$ -	$ -	$ -	$ -	$ -	$ -	$ -	$ -	$ -	$ -	$ -
1171	T610000831	369.0	$ -	$ -	$ -	$ -	$ -	$ -	$ -	$ -	$ -	$ -	$ -	$ -
1172	T624000832	367.1	$ -	$ -	$ -	$ -	$ -	$ -	$ -	$ -	$ -	$ -	$ -	$ -
1173	T624000833	368.0	$ -	$ -	$ -	$ -	$ -	$ -	$ -	$ -	$ -	$ -	$ -	$ -
1174	T624000833	369.0	$ -	$ -	$ -	$ -	$ -	$ -	$ -	$ -	$ -	$ -	$ -	$ -
1175	T624000834	368.0	$ -	$ -	$ -	$ -	$ -	$ -	$ -	$ -	$ -	$ -	$ -	$ -
1176	T624000834	369.0	$ -	$ -	$ -	$ -	$ -	$ -	$ -	$ -	$ -	$ -	$ -	$ -
1177	T626000835	367.1	$ -	$ -	$ -	$ -	$ -	$ -	$ -	$ -	$ -	$ -	$ -	$ -
1178	T626000835	368.0	$ -	$ -	$ -	$ -	$ -	$ -	$ -	$ -	$ -	$ -	$ -	$ -
1179	T626000835	369.0	$ -	$ -	$ -	$ -	$ -	$ -	$ -	$ -	$ -	$ -	$ -	$ -

Sponsored by NMGC Witness Erik C. Buchanan

NEW MEXICO GAS COMPANY, INC.

Gross Balances
Base Period - 12 Months Ending March 31, 2023
Future Test Year - 12 Months Ending September 30, 2025

	A	B	Z	AA	AB	AC	AD	AE	AF	AG
1										
2			Balance	Balance	Balance	Balance	Balance	Balance	Balance	Balance
3	Investment Number / Beginning Balance	FERC Account	2/28/2025	3/31/2025	4/30/2025	5/31/2025	6/30/2025	7/31/2025	8/31/2025	9/30/2025
1131	T626000807	369.0	$ -	$ -	$ -	$ -	$ -	$ -	$ -	$ -
1132	T626000808	367.1	$ -	$ -	$ -	$ -	$ -	$ -	$ -	$ -
1133	T626000808	368.0	$ -	$ -	$ -	$ -	$ -	$ -	$ -	$ -
1134	T626000808	369.0	$ -	$ -	$ -	$ -	$ -	$ -	$ -	$ -
1135	601000809	376.1	$ -	$ -	$ -	$ -	$ -	$ -	$ -	$ -
1136	601000809	376.2	$ -	$ -	$ -	$ -	$ -	$ -	$ -	$ -
1137	601000809	376.4	$ -	$ -	$ -	$ -	$ -	$ -	$ -	$ -
1138	601000809	380.0	$ -	$ -	$ -	$ -	$ -	$ -	$ -	$ -
1139	601000810		$ -	$ -	$ -	$ -	$ -	$ -	$ -	$ -
1140	601000811		$ -	$ -	$ -	$ -	$ -	$ -	$ -	$ -
1141	601000812		$ -	$ -	$ -	$ -	$ -	$ -	$ -	$ -
1142	601000813	303.3	$ -	$ -	$ -	$ -	$ -	$ -	$ -	$ -
1143	610000817	376.1	$ 973,816	$ 1,054,224	$ 1,054,224	$ 1,054,224	$ 1,175,670	$ 1,175,670	$ 1,175,670	$ 1,298,115
1144	610000817	376.2	$ 6,816,714	$ 7,379,571	$ 7,379,571	$ 7,379,571	$ 8,229,690	$ 8,229,690	$ 8,229,690	$ 9,086,808
1145	610000817	376.4	$ 486,908	$ 527,112	$ 527,112	$ 527,112	$ 587,835	$ 587,835	$ 587,835	$ 649,058
1146	610000817	380.0	$ 1,460,724	$ 1,581,337	$ 1,581,337	$ 1,581,337	$ 1,763,505	$ 1,763,505	$ 1,763,505	$ 1,947,173
1147	T660000818	368.0	$ -	$ -	$ -	$ -	$ -	$ -	$ -	$ -
1148	T660000818	369.0	$ -	$ -	$ -	$ -	$ -	$ -	$ -	$ -
1149	T660000819	368.0	$ -	$ -	$ -	$ -	$ -	$ -	$ -	$ -
1150	T660000819	369.0	$ -	$ -	$ -	$ -	$ -	$ -	$ -	$ -
1151	T680000820	368.0	$ -	$ -	$ -	$ -	$ -	$ -	$ -	$ -
1152	T680000820	369.0	$ -	$ -	$ -	$ -	$ -	$ -	$ -	$ -
1153	T680000821	368.0	$ -	$ -	$ -	$ -	$ -	$ -	$ -	$ -
1154	T680000821	369.0	$ -	$ -	$ -	$ -	$ -	$ -	$ -	$ -
1155	T680000822	368.0	$ -	$ -	$ -	$ -	$ -	$ -	$ -	$ -
1156	T680000822	369.0	$ -	$ -	$ -	$ -	$ -	$ -	$ -	$ -
1157	T660000823	368.0	$ -	$ -	$ -	$ -	$ -	$ -	$ -	$ -
1158	T660000823	369.0	$ -	$ -	$ -	$ -	$ -	$ -	$ -	$ -
1159	T621000825	378.0	$ -	$ -	$ -	$ -	$ -	$ -	$ -	$ -
1160	T621000825	385.0	$ -	$ -	$ -	$ -	$ -	$ -	$ -	$ -
1161	T610000826	367.1	$ -	$ -	$ -	$ -	$ -	$ -	$ -	$ -
1162	T610000826	368.0	$ -	$ -	$ -	$ -	$ -	$ -	$ -	$ -
1163	T610000826	369.0	$ -	$ -	$ -	$ -	$ -	$ -	$ -	$ -
1164	T610000827	368.0	$ -	$ -	$ -	$ -	$ -	$ -	$ -	$ -
1165	T610000827	369.0	$ -	$ -	$ -	$ -	$ -	$ -	$ -	$ -
1166	T610000828	368.0	$ -	$ -	$ -	$ -	$ -	$ -	$ -	$ -
1167	T610000828	369.0	$ -	$ -	$ -	$ -	$ -	$ -	$ -	$ -
1168	T610000830	368.0	$ -	$ -	$ -	$ -	$ -	$ -	$ -	$ -
1169	T610000830	369.0	$ -	$ -	$ -	$ -	$ -	$ -	$ -	$ -
1170	T610000831	368.0	$ -	$ -	$ -	$ -	$ -	$ -	$ -	$ -
1171	T610000831	369.0	$ -	$ -	$ -	$ -	$ -	$ -	$ -	$ -
1172	T624000832	367.1	$ -	$ -	$ -	$ -	$ -	$ -	$ -	$ -
1173	T624000833	368.0	$ -	$ -	$ -	$ -	$ -	$ -	$ -	$ -
1174	T624000833	369.0	$ -	$ -	$ -	$ -	$ -	$ -	$ -	$ -
1175	T624000834	368.0	$ -	$ -	$ -	$ -	$ -	$ -	$ -	$ -
1176	T624000834	369.0	$ -	$ -	$ -	$ -	$ -	$ -	$ -	$ -
1177	T626000835	367.1	$ -	$ -	$ -	$ -	$ -	$ -	$ -	$ -
1178	T626000835	368.0	$ -	$ -	$ -	$ -	$ -	$ -	$ -	$ -
1179	T626000835	369.0	$ -	$ -	$ -	$ -	$ -	$ -	$ -	$ -

Sponsored by NMGC Witness Erik C. Buchanan

WP Plant 3 Gross Balances

NEW MEXICO GAS COMPANY, INC.

Gross Balances
Base Period - 12 Months Ending March 31, 2023
Future Test Year - 12 Months Ending September 30, 2025

	A	B	C	D	E	F	G	H	I	J	K	L	M
1			Adjusted Base Period										
2			Balance	Balance	Balance	Balance	Balance	Balance	Balance	Balance	Balance	Balance	Balance
3	Investment Number / Beginning Balance	FERC Account	3/31/2023	4/30/2023	5/31/2023	6/30/2023	7/31/2023	8/31/2023	9/30/2023	10/31/2023	11/30/2023	12/31/2023	1/31/2024
1180	T626000836	367.1	$ -	$ -	$ -	$ -	$ -	$ -	$ -	$ -	$ -	$ -	$ -
1181	T621000840	367.1	$ -	$ -	$ -	$ -	$ -	$ -	$ -	$ -	$ -	$ -	$ -
1182	T621000840	368.0	$ -	$ -	$ -	$ -	$ -	$ -	$ -	$ -	$ -	$ -	$ -
1183	T621000840	369.0	$ -	$ -	$ -	$ -	$ -	$ -	$ -	$ -	$ -	$ -	$ -
1184	T624000841	367.1	$ -	$ -	$ -	$ -	$ -	$ -	$ -	$ 1,353,312	$ 1,353,312	$ 1,353,312	$ 1,353,312
1185	T624000841	368.0	$ -	$ -	$ -	$ -	$ -	$ -	$ -	$ 193,330	$ 193,330	$ 193,330	$ 193,330
1186	T624000841	369.0	$ -	$ -	$ -	$ -	$ -	$ -	$ -	$ 386,661	$ 386,661	$ 386,661	$ 386,661
1187	T610000842	367.1	$ -	$ -	$ -	$ -	$ -	$ -	$ -	$ -	$ -	$ -	$ -
1188	T610000842	368.0	$ -	$ -	$ -	$ -	$ -	$ -	$ -	$ -	$ -	$ -	$ -
1189	T610000842	369.0	$ -	$ -	$ -	$ -	$ -	$ -	$ -	$ -	$ -	$ -	$ -
1190	601000844	303.3	$ -	$ -	$ -	$ -	$ -	$ -	$ -	$ -	$ -	$ -	$ -
1191	610000845	303.3	$ -	$ -	$ -	$ -	$ -	$ -	$ -	$ -	$ -	$ -	$ -
1192	601000846	303.3	$ -	$ -	$ -	$ -	$ -	$ -	$ -	$ -	$ -	$ -	$ -
1193	601000847	303.3	$ -	$ -	$ -	$ -	$ -	$ -	$ -	$ -	$ -	$ -	$ -
1194	601000848	303.3	$ -	$ -	$ -	$ -	$ -	$ -	$ -	$ -	$ -	$ -	$ -
1195	685000849	376.1	$ -	$ -	$ -	$ -	$ -	$ -	$ -	$ -	$ -	$ -	$ -
1196	685000849	376.2	$ -	$ -	$ -	$ -	$ -	$ -	$ -	$ -	$ -	$ -	$ -
1197	685000849	376.4	$ -	$ -	$ -	$ -	$ -	$ -	$ -	$ -	$ -	$ -	$ -
1198	601000850	369.0	$ -	$ -	$ -	$ -	$ -	$ -	$ -	$ -	$ -	$ -	$ -
1199	610000851	376.1	$ -	$ -	$ -	$ -	$ -	$ -	$ -	$ -	$ -	$ -	$ -
1200	610000851	376.2	$ -	$ -	$ -	$ -	$ -	$ -	$ -	$ -	$ -	$ -	$ -
1201	610000851	376.4	$ -	$ -	$ -	$ -	$ -	$ -	$ -	$ -	$ -	$ -	$ -
1202	685000852	376.1	$ -	$ -	$ -	$ -	$ -	$ -	$ -	$ -	$ -	$ -	$ -
1203	685000852	376.2	$ -	$ -	$ -	$ -	$ -	$ -	$ -	$ -	$ -	$ -	$ -
1204	685000852	376.4	$ -	$ -	$ -	$ -	$ -	$ -	$ -	$ -	$ -	$ -	$ -
1205	T660000854	367.1	$ -	$ -	$ -	$ -	$ -	$ -	$ -	$ -	$ -	$ -	$ -
1206	T660000854	368.0	$ -	$ -	$ -	$ -	$ -	$ -	$ -	$ -	$ -	$ -	$ -
1207	T660000854	369.0	$ -	$ -	$ -	$ -	$ -	$ -	$ -	$ -	$ -	$ -	$ -
1208	601000855	367.3	$ -	$ -	$ -	$ -	$ -	$ -	$ -	$ -	$ -	$ -	$ -
1209	601000856	367.1	$ -	$ -	$ -	$ -	$ -	$ -	$ -	$ -	$ -	$ -	$ -
1210	601000857	368.0	$ -	$ -	$ -	$ -	$ -	$ -	$ -	$ -	$ -	$ -	$ -
1211	601000857	369.0	$ -	$ -	$ -	$ -	$ -	$ -	$ -	$ -	$ -	$ -	$ -
1212	627000858	376.1	$ -	$ -	$ -	$ -	$ -	$ -	$ -	$ -	$ -	$ -	$ -
1213	627000858	376.2	$ -	$ -	$ -	$ -	$ -	$ -	$ -	$ -	$ -	$ -	$ -
1214	627000858	376.4	$ -	$ -	$ -	$ -	$ -	$ -	$ -	$ -	$ -	$ -	$ -
1215	627000858	380.0	$ -	$ -	$ -	$ -	$ -	$ -	$ -	$ -	$ -	$ -	$ -
1216	624000859	376.1	$ -	$ -	$ -	$ -	$ -	$ -	$ -	$ -	$ -	$ -	$ -
1217	624000859	376.2	$ -	$ -	$ -	$ -	$ -	$ -	$ -	$ -	$ -	$ -	$ -
1218	624000859	376.4	$ -	$ -	$ -	$ -	$ -	$ -	$ -	$ -	$ -	$ -	$ -
1219	624000859	380.0	$ -	$ -	$ -	$ -	$ -	$ -	$ -	$ -	$ -	$ -	$ -
1220	624000860	376.1	$ -	$ -	$ -	$ -	$ -	$ -	$ -	$ -	$ -	$ -	$ -
1221	624000860	376.2	$ -	$ -	$ -	$ -	$ -	$ -	$ -	$ -	$ -	$ -	$ -
1222	624000860	376.4	$ -	$ -	$ -	$ -	$ -	$ -	$ -	$ -	$ -	$ -	$ -
1223	624000860	380.0	$ -	$ -	$ -	$ -	$ -	$ -	$ -	$ -	$ -	$ -	$ -
1224	T660000861	367.1	$ -	$ -	$ -	$ -	$ -	$ -	$ -	$ -	$ -	$ -	$ -
1225	T660000861	368.0	$ -	$ -	$ -	$ -	$ -	$ -	$ -	$ -	$ -	$ -	$ -
1226	T660000861	369.0	$ -	$ -	$ -	$ -	$ -	$ -	$ -	$ -	$ -	$ -	$ -
1227	T624000862	367.1	$ -	$ -	$ -	$ -	$ -	$ -	$ -	$ -	$ -	$ -	$ -
1228	T624000862	368.0	$ -	$ -	$ -	$ -	$ -	$ -	$ -	$ -	$ -	$ -	$ -

Sponsored by NMGC Witness Erik C. Buchanan

WP Plant 3 Gross Balances

NEW MEXICO GAS COMPANY, INC.

Gross Balances
Base Period - 12 Months Ending March 31, 2023
Future Test Year - 12 Months Ending September 30, 2025

	A	B	N	O	P	Q	R	S	T	U	V	W	X	Y
1														
2			Balance	Balance	Balance	Balance	Balance	Balance	Balance	Balance	Balance	Balance	Balance	Balance
3	Investment Number / Beginning Balance	FERC Account	2/29/2024	3/31/2024	4/30/2024	5/31/2024	6/30/2024	7/31/2024	8/31/2024	9/30/2024	10/31/2024	11/30/2024	12/31/2024	1/31/2025
1180	T626000836	367.1	$ -	$ -	$ -	$ -	$ -	$ -	$ -	$ -	$ -	$ -	$ -	$ -
1181	T621000840	367.1	$ -	$ -	$ -	$ -	$ -	$ -	$ -	$ -	$ -	$ -	$ -	$ -
1182	T621000840	368.0	$ -	$ -	$ -	$ -	$ -	$ -	$ -	$ -	$ -	$ -	$ -	$ -
1183	T621000840	369.0	$ -	$ -	$ -	$ -	$ -	$ -	$ -	$ -	$ -	$ -	$ -	$ -
1184	T624000841	367.1	$ 1,353,312	$ 1,353,312	$ 1,353,312	$ 1,353,312	$ 1,353,312	$ 1,353,312	$ 1,353,312	$ 1,353,312	$ 1,353,312	$ 1,353,312	$ 1,353,312	$ 1,353,312
1185	T624000841	368.0	$ 193,330	$ 193,330	$ 193,330	$ 193,330	$ 193,330	$ 193,330	$ 193,330	$ 193,330	$ 193,330	$ 193,330	$ 193,330	$ 193,330
1186	T624000841	369.0	$ 386,661	$ 386,661	$ 386,661	$ 386,661	$ 386,661	$ 386,661	$ 386,661	$ 386,661	$ 386,661	$ 386,661	$ 386,661	$ 386,661
1187	T610000842	367.1	$ -	$ -	$ -	$ -	$ -	$ -	$ -	$ -	$ -	$ -	$ -	$ -
1188	T610000842	368.0	$ -	$ -	$ -	$ -	$ -	$ -	$ -	$ -	$ -	$ -	$ -	$ -
1189	T610000842	369.0	$ -	$ -	$ -	$ -	$ -	$ -	$ -	$ -	$ -	$ -	$ -	$ -
1190	601000844	303.3	$ -	$ -	$ -	$ -	$ -	$ -	$ -	$ -	$ -	$ -	$ -	$ -
1191	610000845	303.3	$ -	$ -	$ -	$ -	$ -	$ -	$ -	$ -	$ -	$ -	$ -	$ -
1192	601000846	303.3	$ -	$ -	$ -	$ -	$ -	$ -	$ -	$ -	$ -	$ -	$ -	$ -
1193	601000847	303.3	$ -	$ -	$ -	$ -	$ -	$ -	$ -	$ -	$ -	$ -	$ -	$ -
1194	601000848	303.3	$ -	$ -	$ -	$ -	$ -	$ -	$ -	$ -	$ -	$ -	$ -	$ -
1195	685000849	376.1	$ -	$ -	$ -	$ -	$ -	$ -	$ -	$ -	$ -	$ -	$ -	$ -
1196	685000849	376.2	$ -	$ -	$ -	$ -	$ -	$ -	$ -	$ -	$ -	$ -	$ -	$ -
1197	685000849	376.4	$ -	$ -	$ -	$ -	$ -	$ -	$ -	$ -	$ -	$ -	$ -	$ -
1198	601000850	369.0	$ -	$ -	$ -	$ -	$ -	$ -	$ -	$ -	$ -	$ -	$ -	$ -
1199	610000851	376.1	$ -	$ -	$ -	$ -	$ -	$ -	$ -	$ -	$ -	$ -	$ -	$ -
1200	610000851	376.2	$ -	$ -	$ -	$ -	$ -	$ -	$ -	$ -	$ -	$ -	$ -	$ -
1201	610000851	376.4	$ -	$ -	$ -	$ -	$ -	$ -	$ -	$ -	$ -	$ -	$ -	$ -
1202	685000852	376.1	$ -	$ -	$ -	$ -	$ -	$ -	$ -	$ -	$ -	$ -	$ -	$ -
1203	685000852	376.2	$ -	$ -	$ -	$ -	$ -	$ -	$ -	$ -	$ -	$ -	$ -	$ -
1204	685000852	376.4	$ -	$ -	$ -	$ -	$ -	$ -	$ -	$ -	$ -	$ -	$ -	$ -
1205	T660000854	367.1	$ -	$ -	$ -	$ -	$ -	$ -	$ -	$ -	$ -	$ -	$ -	$ -
1206	T660000854	368.0	$ -	$ -	$ -	$ -	$ -	$ -	$ -	$ -	$ -	$ -	$ -	$ -
1207	T660000854	369.0	$ -	$ -	$ -	$ -	$ -	$ -	$ -	$ -	$ -	$ -	$ -	$ -
1208	601000855	367.3	$ -	$ -	$ -	$ -	$ -	$ -	$ -	$ -	$ -	$ -	$ -	$ -
1209	601000856	367.1	$ -	$ -	$ -	$ -	$ -	$ -	$ -	$ -	$ -	$ -	$ -	$ -
1210	601000857	368.0	$ -	$ -	$ -	$ -	$ -	$ -	$ -	$ -	$ -	$ -	$ -	$ -
1211	601000857	369.0	$ -	$ -	$ -	$ -	$ -	$ -	$ -	$ -	$ -	$ -	$ -	$ -
1212	627000858	376.1	$ -	$ -	$ -	$ -	$ -	$ -	$ -	$ -	$ -	$ -	$ -	$ -
1213	627000858	376.2	$ -	$ -	$ -	$ -	$ -	$ -	$ -	$ -	$ -	$ -	$ -	$ -
1214	627000858	376.4	$ -	$ -	$ -	$ -	$ -	$ -	$ -	$ -	$ -	$ -	$ -	$ -
1215	627000858	380.0	$ -	$ -	$ -	$ -	$ -	$ -	$ -	$ -	$ -	$ -	$ -	$ -
1216	624000859	376.1	$ -	$ -	$ -	$ -	$ -	$ -	$ -	$ -	$ -	$ -	$ -	$ -
1217	624000859	376.2	$ -	$ -	$ -	$ -	$ -	$ -	$ -	$ -	$ -	$ -	$ -	$ -
1218	624000859	376.4	$ -	$ -	$ -	$ -	$ -	$ -	$ -	$ -	$ -	$ -	$ -	$ -
1219	624000859	380.0	$ -	$ -	$ -	$ -	$ -	$ -	$ -	$ -	$ -	$ -	$ -	$ -
1220	624000860	376.1	$ -	$ -	$ -	$ -	$ -	$ -	$ -	$ -	$ -	$ -	$ -	$ -
1221	624000860	376.2	$ -	$ -	$ -	$ -	$ -	$ -	$ -	$ -	$ -	$ -	$ -	$ -
1222	624000860	376.4	$ -	$ -	$ -	$ -	$ -	$ -	$ -	$ -	$ -	$ -	$ -	$ -
1223	624000860	380.0	$ -	$ -	$ -	$ -	$ -	$ -	$ -	$ -	$ -	$ -	$ -	$ -
1224	T660000861	367.1	$ -	$ -	$ -	$ -	$ -	$ -	$ -	$ -	$ -	$ -	$ -	$ -
1225	T660000861	368.0	$ -	$ -	$ -	$ -	$ -	$ -	$ -	$ -	$ -	$ -	$ -	$ -
1226	T660000861	369.0	$ -	$ -	$ -	$ -	$ -	$ -	$ -	$ -	$ -	$ -	$ -	$ -
1227	T624000862	367.1	$ -	$ -	$ -	$ -	$ -	$ -	$ -	$ -	$ -	$ -	$ -	$ -
1228	T624000862	368.0	$ -	$ -	$ -	$ -	$ -	$ -	$ -	$ -	$ -	$ -	$ -	$ -

Sponsored by NMGC Witness Erik C. Buchanan

NEW MEXICO GAS COMPANY, INC.

Gross Balances
Base Period - 12 Months Ending March 31, 2023
Future Test Year - 12 Months Ending September 30, 2025

	A	B	Z	AA	AB	AC	AD	AE	AF	AG
1										
2			Balance	Balance	Balance	Balance	Balance	Balance	Balance	Balance
3	Investment Number / Beginning Balance	FERC Account	2/28/2025	3/31/2025	4/30/2025	5/31/2025	6/30/2025	7/31/2025	8/31/2025	9/30/2025
1180	T626000836	367.1	$ -	$ -	$ -	$ -	$ -	$ -	$ -	$ -
1181	T621000840	367.1	$ -	$ -	$ -	$ -	$ -	$ -	$ -	$ -
1182	T621000840	368.0	$ -	$ -	$ -	$ -	$ -	$ -	$ -	$ -
1183	T621000840	369.0	$ -	$ -	$ -	$ -	$ -	$ -	$ -	$ -
1184	T624000841	367.1	$ 1,353,312	$ 1,353,312	$ 1,353,312	$ 1,353,312	$ 1,353,312	$ 1,353,312	$ 1,353,312	$ 1,353,312
1185	T624000841	368.0	$ 193,330	$ 193,330	$ 193,330	$ 193,330	$ 193,330	$ 193,330	$ 193,330	$ 193,330
1186	T624000841	369.0	$ 386,661	$ 386,661	$ 386,661	$ 386,661	$ 386,661	$ 386,661	$ 386,661	$ 386,661
1187	T610000842	367.1	$ -	$ -	$ -	$ -	$ -	$ -	$ -	$ -
1188	T610000842	368.0	$ -	$ -	$ -	$ -	$ -	$ -	$ -	$ -
1189	T610000842	369.0	$ -	$ -	$ -	$ -	$ -	$ -	$ -	$ -
1190	601000844	303.3	$ -	$ -	$ -	$ -	$ -	$ -	$ -	$ -
1191	610000845	303.3	$ -	$ -	$ -	$ -	$ -	$ -	$ -	$ -
1192	601000846	303.3	$ -	$ -	$ -	$ -	$ -	$ -	$ -	$ -
1193	601000847	303.3	$ -	$ -	$ -	$ -	$ -	$ -	$ -	$ -
1194	601000848	303.3	$ -	$ -	$ -	$ -	$ -	$ -	$ -	$ -
1195	685000849	376.1	$ -	$ -	$ -	$ -	$ -	$ -	$ -	$ -
1196	685000849	376.2	$ -	$ -	$ -	$ -	$ -	$ -	$ -	$ -
1197	685000849	376.4	$ -	$ -	$ -	$ -	$ -	$ -	$ -	$ -
1198	601000850	369.0	$ -	$ -	$ -	$ -	$ -	$ -	$ -	$ -
1199	610000851	376.1	$ -	$ -	$ -	$ -	$ -	$ -	$ -	$ -
1200	610000851	376.2	$ -	$ -	$ -	$ -	$ -	$ -	$ -	$ -
1201	610000851	376.4	$ -	$ -	$ -	$ -	$ -	$ -	$ -	$ -
1202	685000852	376.1	$ -	$ -	$ -	$ -	$ -	$ -	$ -	$ -
1203	685000852	376.2	$ -	$ -	$ -	$ -	$ -	$ -	$ -	$ -
1204	685000852	376.4	$ -	$ -	$ -	$ -	$ -	$ -	$ -	$ -
1205	T660000854	367.1	$ -	$ -	$ -	$ -	$ -	$ -	$ -	$ -
1206	T660000854	368.0	$ -	$ -	$ -	$ -	$ -	$ -	$ -	$ -
1207	T660000854	369.0	$ -	$ -	$ -	$ -	$ -	$ -	$ -	$ -
1208	601000855	367.3	$ -	$ -	$ -	$ -	$ -	$ -	$ -	$ -
1209	601000856	367.1	$ -	$ -	$ -	$ -	$ -	$ -	$ -	$ -
1210	601000857	368.0	$ -	$ -	$ -	$ -	$ -	$ -	$ -	$ -
1211	601000857	369.0	$ -	$ -	$ -	$ -	$ -	$ -	$ -	$ -
1212	627000858	376.1	$ -	$ -	$ -	$ -	$ -	$ -	$ -	$ -
1213	627000858	376.2	$ -	$ -	$ -	$ -	$ -	$ -	$ -	$ -
1214	627000858	376.4	$ -	$ -	$ -	$ -	$ -	$ -	$ -	$ -
1215	627000858	380.0	$ -	$ -	$ -	$ -	$ -	$ -	$ -	$ -
1216	624000859	376.1	$ -	$ -	$ -	$ -	$ -	$ -	$ -	$ -
1217	624000859	376.2	$ -	$ -	$ -	$ -	$ -	$ -	$ -	$ -
1218	624000859	376.4	$ -	$ -	$ -	$ -	$ -	$ -	$ -	$ -
1219	624000859	380.0	$ -	$ -	$ -	$ -	$ -	$ -	$ -	$ -
1220	624000860	376.1	$ -	$ -	$ -	$ -	$ -	$ -	$ -	$ -
1221	624000860	376.2	$ -	$ -	$ -	$ -	$ -	$ -	$ -	$ -
1222	624000860	376.4	$ -	$ -	$ -	$ -	$ -	$ -	$ -	$ -
1223	624000860	380.0	$ -	$ -	$ -	$ -	$ -	$ -	$ -	$ -
1224	T660000861	367.1	$ -	$ -	$ -	$ -	$ -	$ -	$ -	$ -
1225	T660000861	368.0	$ -	$ -	$ -	$ -	$ -	$ -	$ -	$ -
1226	T660000861	369.0	$ -	$ -	$ -	$ -	$ -	$ -	$ -	$ -
1227	T624000862	367.1	$ -	$ -	$ -	$ -	$ -	$ -	$ -	$ -
1228	T624000862	368.0	$ -	$ -	$ -	$ -	$ -	$ -	$ -	$ -

Sponsored by NMGC Witness Erik C. Buchanan

NEW MEXICO GAS COMPANY, INC.

Gross Balances
Base Period - 12 Months Ending March 31, 2023
Future Test Year - 12 Months Ending September 30, 2025

	A	B	C	D	E	F	G	H	I	J	K	L	M
1			Adjusted Base Period										
2			Balance	Balance	Balance	Balance	Balance	Balance	Balance	Balance	Balance	Balance	Balance
3	Investment Number / Beginning Balance	FERC Account	3/31/2023	4/30/2023	5/31/2023	6/30/2023	7/31/2023	8/31/2023	9/30/2023	10/31/2023	11/30/2023	12/31/2023	1/31/2024
1229	T624000862	369.0	$ -	$ -	$ -	$ -	$ -	$ -	$ -	$ -	$ -	$ -	$ -
1230	T621000866	367.1	$ -	$ -	$ -	$ -	$ -	$ -	$ -	$ -	$ -	$ -	$ -
1231	T621000866	368.0	$ -	$ -	$ -	$ -	$ -	$ -	$ -	$ -	$ -	$ -	$ -
1232	T621000866	369.0	$ -	$ -	$ -	$ -	$ -	$ -	$ -	$ -	$ -	$ -	$ -
1233	T621000867	367.1	$ -	$ -	$ -	$ -	$ -	$ -	$ -	$ -	$ -	$ -	$ -
1234	T621000867	368.0	$ -	$ -	$ -	$ -	$ -	$ -	$ -	$ -	$ -	$ -	$ -
1235	T621000867	369.0	$ -	$ -	$ -	$ -	$ -	$ -	$ -	$ -	$ -	$ -	$ -
1236	T621000868	367.1	$ -	$ -	$ -	$ -	$ -	$ -	$ -	$ -	$ -	$ -	$ -
1237	T621000868	368.0	$ -	$ -	$ -	$ -	$ -	$ -	$ -	$ -	$ -	$ -	$ -
1238	T621000868	369.0	$ -	$ -	$ -	$ -	$ -	$ -	$ -	$ -	$ -	$ -	$ -
1239	T680000869	367.1	$ -	$ -	$ -	$ -	$ -	$ -	$ -	$ -	$ -	$ -	$ -
1240	T680000869	368.0	$ -	$ -	$ -	$ -	$ -	$ -	$ -	$ -	$ -	$ -	$ -
1241	T680000869	369.0	$ -	$ -	$ -	$ -	$ -	$ -	$ -	$ -	$ -	$ -	$ -
1242	T624000870	367.1	$ -	$ -	$ -	$ -	$ -	$ -	$ -	$ -	$ -	$ -	$ -
1243	T624000870	368.0	$ -	$ -	$ -	$ -	$ -	$ -	$ -	$ -	$ -	$ -	$ -
1244	T624000870	369.0	$ -	$ -	$ -	$ -	$ -	$ -	$ -	$ -	$ -	$ -	$ -
1245	T621000871	367.1	$ -	$ -	$ -	$ -	$ -	$ -	$ -	$ -	$ -	$ -	$ -
1246	T621000871	368.0	$ -	$ -	$ -	$ -	$ -	$ -	$ -	$ -	$ -	$ -	$ -
1247	T621000871	369.0	$ -	$ -	$ -	$ -	$ -	$ -	$ -	$ -	$ -	$ -	$ -
1248	601000877	303.3	$ -	$ -	$ -	$ -	$ -	$ -	$ -	$ -	$ -	$ -	$ -
1249	T624000878	367.1	$ -	$ -	$ -	$ -	$ -	$ -	$ -	$ -	$ -	$ -	$ -
1250	T624000878	368.0	$ -	$ -	$ -	$ -	$ -	$ -	$ -	$ -	$ -	$ -	$ -
1251	T624000878	369.0	$ -	$ -	$ -	$ -	$ -	$ -	$ -	$ -	$ -	$ -	$ -
1252	622000879	376.1	$ -	$ -	$ -	$ -	$ -	$ -	$ -	$ -	$ -	$ -	$ -
1253	622000879	376.2	$ -	$ -	$ -	$ -	$ -	$ -	$ -	$ -	$ -	$ -	$ -
1254	622000879	376.4	$ -	$ -	$ -	$ -	$ -	$ -	$ -	$ -	$ -	$ -	$ -
1255	627000880	376.1	$ -	$ -	$ -	$ -	$ -	$ -	$ -	$ -	$ -	$ -	$ -
1256	627000880	376.2	$ -	$ -	$ -	$ -	$ -	$ -	$ -	$ -	$ -	$ -	$ -
1257	627000880	376.4	$ -	$ -	$ -	$ -	$ -	$ -	$ -	$ -	$ -	$ -	$ -
1258	627000880	380.0	$ -	$ -	$ -	$ -	$ -	$ -	$ -	$ -	$ -	$ -	$ -
1259	627000881	376.1	$ -	$ -	$ -	$ -	$ -	$ -	$ -	$ -	$ -	$ -	$ -
1260	627000881	376.2	$ -	$ -	$ -	$ -	$ -	$ -	$ -	$ -	$ -	$ -	$ -
1261	627000881	376.4	$ -	$ -	$ -	$ -	$ -	$ -	$ -	$ -	$ -	$ -	$ -
1262	627000881	380.0	$ -	$ -	$ -	$ -	$ -	$ -	$ -	$ -	$ -	$ -	$ -
1263	610000882	303.3	$ -	$ -	$ -	$ -	$ -	$ -	$ -	$ -	$ -	$ -	$ -
1264	660000884	390.0	$ -	$ -	$ -	$ -	$ -	$ -	$ -	$ -	$ -	$ -	$ -
1265	T610000885	394.0	$ -	$ -	$ -	$ -	$ -	$ -	$ -	$ -	$ -	$ -	$ -
1266	685000888	376.1	$ -	$ -	$ -	$ -	$ -	$ -	$ -	$ -	$ -	$ -	$ -
1267	685000888	376.2	$ -	$ -	$ -	$ -	$ -	$ -	$ -	$ -	$ -	$ -	$ -
1268	685000888	376.4	$ -	$ -	$ -	$ -	$ -	$ -	$ -	$ -	$ -	$ -	$ -
1269	610000889	391.2	$ -	$ -	$ -	$ -	$ -	$ -	$ -	$ -	$ -	$ -	$ -
1270	610000889	397.0	$ -	$ -	$ -	$ -	$ -	$ -	$ -	$ -	$ -	$ -	$ -
1271	610000889	398.0	$ -	$ -	$ -	$ -	$ -	$ -	$ -	$ -	$ -	$ -	$ -
1272	T610000891	368.0	$ -	$ -	$ -	$ -	$ -	$ -	$ -	$ -	$ -	$ -	$ -
1273	T610000891	369.0	$ -	$ -	$ -	$ -	$ -	$ -	$ -	$ -	$ -	$ -	$ -
1274	T610000892	368.0	$ -	$ -	$ -	$ -	$ -	$ -	$ -	$ -	$ -	$ -	$ -
1275	T610000892	369.0	$ -	$ -	$ -	$ -	$ -	$ -	$ -	$ -	$ -	$ -	$ -
1276	680000905	376.1	$ -	$ -	$ -	$ -	$ -	$ -	$ -	$ -	$ -	$ -	$ -
1277	680000905	376.2	$ -	$ -	$ -	$ -	$ -	$ -	$ -	$ -	$ -	$ -	$ -

Sponsored by NMGC Witness Erik C. Buchanan

WP Plant 3 Gross Balances

NEW MEXICO GAS COMPANY, INC.

Gross Balances
Base Period - 12 Months Ending March 31, 2023
Future Test Year - 12 Months Ending September 30, 2025

	A	B	N	O	P	Q	R	S	T	U	V	W	X	Y
1														
2			Balance	Balance	Balance	Balance	Balance	Balance	Balance	Balance	Balance	Balance	Balance	Balance
3	Investment Number / Beginning Balance	FERC Account	2/29/2024	3/31/2024	4/30/2024	5/31/2024	6/30/2024	7/31/2024	8/31/2024	9/30/2024	10/31/2024	11/30/2024	12/31/2024	1/31/2025
1229	T624000862	369.0	$ -	$ -	$ -	$ -	$ -	$ -	$ -	$ -	$ -	$ -	$ -	$ -
1230	T621000866	367.1	$ -	$ -	$ -	$ -	$ -	$ -	$ -	$ -	$ -	$ -	$ -	$ -
1231	T621000866	368.0	$ -	$ -	$ -	$ -	$ -	$ -	$ -	$ -	$ -	$ -	$ -	$ -
1232	T621000866	369.0	$ -	$ -	$ -	$ -	$ -	$ -	$ -	$ -	$ -	$ -	$ -	$ -
1233	T621000867	367.1	$ -	$ -	$ -	$ -	$ -	$ -	$ -	$ -	$ -	$ -	$ -	$ -
1234	T621000867	368.0	$ -	$ -	$ -	$ -	$ -	$ -	$ -	$ -	$ -	$ -	$ -	$ -
1235	T621000867	369.0	$ -	$ -	$ -	$ -	$ -	$ -	$ -	$ -	$ -	$ -	$ -	$ -
1236	T621000868	367.1	$ -	$ -	$ -	$ -	$ -	$ -	$ -	$ -	$ -	$ -	$ -	$ -
1237	T621000868	368.0	$ -	$ -	$ -	$ -	$ -	$ -	$ -	$ -	$ -	$ -	$ -	$ -
1238	T621000868	369.0	$ -	$ -	$ -	$ -	$ -	$ -	$ -	$ -	$ -	$ -	$ -	$ -
1239	T680000869	367.1	$ -	$ -	$ -	$ -	$ -	$ -	$ -	$ -	$ -	$ -	$ -	$ -
1240	T680000869	368.0	$ -	$ -	$ -	$ -	$ -	$ -	$ -	$ -	$ -	$ -	$ -	$ -
1241	T680000869	369.0	$ -	$ -	$ -	$ -	$ -	$ -	$ -	$ -	$ -	$ -	$ -	$ -
1242	T624000870	367.1	$ -	$ -	$ -	$ -	$ -	$ -	$ -	$ -	$ -	$ -	$ -	$ -
1243	T624000870	368.0	$ -	$ -	$ -	$ -	$ -	$ -	$ -	$ -	$ -	$ -	$ -	$ -
1244	T624000870	369.0	$ -	$ -	$ -	$ -	$ -	$ -	$ -	$ -	$ -	$ -	$ -	$ -
1245	T621000871	367.1	$ -	$ -	$ -	$ -	$ -	$ -	$ -	$ -	$ -	$ -	$ -	$ -
1246	T621000871	368.0	$ -	$ -	$ -	$ -	$ -	$ -	$ -	$ -	$ -	$ -	$ -	$ -
1247	T621000871	369.0	$ -	$ -	$ -	$ -	$ -	$ -	$ -	$ -	$ -	$ -	$ -	$ -
1248	601000877	303.3	$ -	$ -	$ -	$ -	$ -	$ -	$ -	$ -	$ -	$ -	$ -	$ -
1249	T624000878	367.1	$ -	$ -	$ -	$ -	$ -	$ -	$ -	$ -	$ -	$ -	$ -	$ -
1250	T624000878	368.0	$ -	$ -	$ -	$ -	$ -	$ -	$ -	$ -	$ -	$ -	$ -	$ -
1251	T624000878	369.0	$ -	$ -	$ -	$ -	$ -	$ -	$ -	$ -	$ -	$ -	$ -	$ -
1252	622000879	376.1	$ -	$ -	$ -	$ -	$ -	$ -	$ -	$ -	$ -	$ -	$ -	$ -
1253	622000879	376.2	$ -	$ -	$ -	$ -	$ -	$ -	$ -	$ -	$ -	$ -	$ -	$ -
1254	622000879	376.4	$ -	$ -	$ -	$ -	$ -	$ -	$ -	$ -	$ -	$ -	$ -	$ -
1255	627000880	376.1	$ -	$ -	$ -	$ -	$ -	$ -	$ -	$ -	$ -	$ -	$ -	$ -
1256	627000880	376.2	$ -	$ -	$ -	$ -	$ -	$ -	$ -	$ -	$ -	$ -	$ -	$ -
1257	627000880	376.4	$ -	$ -	$ -	$ -	$ -	$ -	$ -	$ -	$ -	$ -	$ -	$ -
1258	627000880	380.0	$ -	$ -	$ -	$ -	$ -	$ -	$ -	$ -	$ -	$ -	$ -	$ -
1259	627000881	376.1	$ -	$ -	$ -	$ -	$ -	$ -	$ -	$ -	$ -	$ -	$ -	$ -
1260	627000881	376.2	$ -	$ -	$ -	$ -	$ -	$ -	$ -	$ -	$ -	$ -	$ -	$ -
1261	627000881	376.4	$ -	$ -	$ -	$ -	$ -	$ -	$ -	$ -	$ -	$ -	$ -	$ -
1262	627000881	380.0	$ -	$ -	$ -	$ -	$ -	$ -	$ -	$ -	$ -	$ -	$ -	$ -
1263	610000882	303.3	$ -	$ -	$ -	$ -	$ -	$ -	$ -	$ -	$ -	$ -	$ -	$ -
1264	660000884	390.0	$ -	$ -	$ -	$ -	$ -	$ -	$ -	$ -	$ -	$ -	$ -	$ -
1265	T610000885	394.0	$ -	$ -	$ -	$ -	$ -	$ -	$ -	$ -	$ -	$ -	$ -	$ -
1266	685000888	376.1	$ -	$ -	$ -	$ -	$ -	$ -	$ -	$ -	$ -	$ -	$ -	$ -
1267	685000888	376.2	$ -	$ -	$ -	$ -	$ -	$ -	$ -	$ -	$ -	$ -	$ -	$ -
1268	685000888	376.4	$ -	$ -	$ -	$ -	$ -	$ -	$ -	$ -	$ -	$ -	$ -	$ -
1269	610000889	391.2	$ -	$ -	$ -	$ -	$ -	$ -	$ -	$ -	$ -	$ -	$ -	$ -
1270	610000889	397.0	$ -	$ -	$ -	$ -	$ -	$ -	$ -	$ -	$ -	$ -	$ -	$ -
1271	610000889	398.0	$ -	$ -	$ -	$ -	$ -	$ -	$ -	$ -	$ -	$ -	$ -	$ -
1272	T610000891	368.0	$ -	$ -	$ -	$ -	$ -	$ -	$ -	$ -	$ -	$ -	$ -	$ -
1273	T610000891	369.0	$ -	$ -	$ -	$ -	$ -	$ -	$ -	$ -	$ -	$ -	$ -	$ -
1274	T610000892	368.0	$ -	$ -	$ -	$ -	$ -	$ -	$ -	$ -	$ -	$ -	$ -	$ -
1275	T610000892	369.0	$ -	$ -	$ -	$ -	$ -	$ -	$ -	$ -	$ -	$ -	$ -	$ -
1276	680000905	376.1	$ -	$ -	$ -	$ -	$ -	$ -	$ -	$ -	$ -	$ -	$ -	$ -
1277	680000905	376.2	$ -	$ -	$ -	$ -	$ -	$ -	$ -	$ -	$ -	$ -	$ -	$ -

Sponsored by NMGC Witness Erik C. Buchanan

NEW MEXICO GAS COMPANY, INC.

Gross Balances
Base Period - 12 Months Ending March 31, 2023
Future Test Year - 12 Months Ending September 30, 2025

	A	B	Z	AA	AB	AC	AD	AE	AF	AG
1										
2			Balance	Balance	Balance	Balance	Balance	Balance	Balance	Balance
3	Investment Number / Beginning Balance	FERC Account	2/28/2025	3/31/2025	4/30/2025	5/31/2025	6/30/2025	7/31/2025	8/31/2025	9/30/2025
1229	T624000862	369.0	$ -	$ -	$ -	$ -	$ -	$ -	$ -	$ -
1230	T621000866	367.1	$ -	$ -	$ -	$ -	$ -	$ -	$ -	$ -
1231	T621000866	368.0	$ -	$ -	$ -	$ -	$ -	$ -	$ -	$ -
1232	T621000866	369.0	$ -	$ -	$ -	$ -	$ -	$ -	$ -	$ -
1233	T621000867	367.1	$ -	$ -	$ -	$ -	$ -	$ -	$ -	$ -
1234	T621000867	368.0	$ -	$ -	$ -	$ -	$ -	$ -	$ -	$ -
1235	T621000867	369.0	$ -	$ -	$ -	$ -	$ -	$ -	$ -	$ -
1236	T621000868	367.1	$ -	$ -	$ -	$ -	$ -	$ -	$ -	$ -
1237	T621000868	368.0	$ -	$ -	$ -	$ -	$ -	$ -	$ -	$ -
1238	T621000868	369.0	$ -	$ -	$ -	$ -	$ -	$ -	$ -	$ -
1239	T680000869	367.1	$ -	$ -	$ -	$ -	$ -	$ -	$ -	$ -
1240	T680000869	368.0	$ -	$ -	$ -	$ -	$ -	$ -	$ -	$ -
1241	T680000869	369.0	$ -	$ -	$ -	$ -	$ -	$ -	$ -	$ -
1242	T624000870	367.1	$ -	$ -	$ -	$ -	$ -	$ -	$ -	$ -
1243	T624000870	368.0	$ -	$ -	$ -	$ -	$ -	$ -	$ -	$ -
1244	T624000870	369.0	$ -	$ -	$ -	$ -	$ -	$ -	$ -	$ -
1245	T621000871	367.1	$ -	$ -	$ -	$ -	$ -	$ -	$ -	$ -
1246	T621000871	368.0	$ -	$ -	$ -	$ -	$ -	$ -	$ -	$ -
1247	T621000871	369.0	$ -	$ -	$ -	$ -	$ -	$ -	$ -	$ -
1248	601000877	303.3	$ -	$ -	$ -	$ -	$ -	$ -	$ -	$ -
1249	T624000878	367.1	$ -	$ -	$ -	$ -	$ -	$ -	$ -	$ -
1250	T624000878	368.0	$ -	$ -	$ -	$ -	$ -	$ -	$ -	$ -
1251	T624000878	369.0	$ -	$ -	$ -	$ -	$ -	$ -	$ -	$ -
1252	622000879	376.1	$ -	$ -	$ -	$ -	$ -	$ -	$ -	$ -
1253	622000879	376.2	$ -	$ -	$ -	$ -	$ -	$ -	$ -	$ -
1254	622000879	376.4	$ -	$ -	$ -	$ -	$ -	$ -	$ -	$ -
1255	627000880	376.1	$ -	$ -	$ -	$ -	$ -	$ -	$ -	$ -
1256	627000880	376.2	$ -	$ -	$ -	$ -	$ -	$ -	$ -	$ -
1257	627000880	376.4	$ -	$ -	$ -	$ -	$ -	$ -	$ -	$ -
1258	627000880	380.0	$ -	$ -	$ -	$ -	$ -	$ -	$ -	$ -
1259	627000881	376.1	$ -	$ -	$ -	$ -	$ -	$ -	$ -	$ -
1260	627000881	376.2	$ -	$ -	$ -	$ -	$ -	$ -	$ -	$ -
1261	627000881	376.4	$ -	$ -	$ -	$ -	$ -	$ -	$ -	$ -
1262	627000881	380.0	$ -	$ -	$ -	$ -	$ -	$ -	$ -	$ -
1263	610000882	303.3	$ -	$ -	$ -	$ -	$ -	$ -	$ -	$ -
1264	660000884	390.0	$ -	$ -	$ -	$ -	$ -	$ -	$ -	$ -
1265	T610000885	394.0	$ -	$ -	$ -	$ -	$ -	$ -	$ -	$ -
1266	685000888	376.1	$ -	$ -	$ -	$ -	$ -	$ -	$ -	$ -
1267	685000888	376.2	$ -	$ -	$ -	$ -	$ -	$ -	$ -	$ -
1268	685000888	376.4	$ -	$ -	$ -	$ -	$ -	$ -	$ -	$ -
1269	610000889	391.2	$ -	$ -	$ -	$ -	$ -	$ -	$ -	$ -
1270	610000889	397.0	$ -	$ -	$ -	$ -	$ -	$ -	$ -	$ -
1271	610000889	398.0	$ -	$ -	$ -	$ -	$ -	$ -	$ -	$ -
1272	T610000891	368.0	$ -	$ -	$ -	$ -	$ -	$ -	$ -	$ -
1273	T610000891	369.0	$ -	$ -	$ -	$ -	$ -	$ -	$ -	$ -
1274	T610000892	368.0	$ -	$ -	$ -	$ -	$ -	$ -	$ -	$ -
1275	T610000892	369.0	$ -	$ -	$ -	$ -	$ -	$ -	$ -	$ -
1276	680000905	376.1	$ -	$ -	$ -	$ -	$ -	$ -	$ -	$ -
1277	680000905	376.2	$ -	$ -	$ -	$ -	$ -	$ -	$ -	$ -

Sponsored by NMGC Witness Erik C. Buchanan

NEW MEXICO GAS COMPANY, INC.

Gross Balances
Base Period - 12 Months Ending March 31, 2023
Future Test Year - 12 Months Ending September 30, 2025

	A	B	C	D	E	F	G	H	I	J	K	L	M
1			Adjusted Base Period										
2			Balance	Balance	Balance	Balance	Balance	Balance	Balance	Balance	Balance	Balance	Balance
3	Investment Number / Beginning Balance	FERC Account	3/31/2023	4/30/2023	5/31/2023	6/30/2023	7/31/2023	8/31/2023	9/30/2023	10/31/2023	11/30/2023	12/31/2023	1/31/2024
1278	680000905	376.4	$ -	$ -	$ -	$ -	$ -	$ -	$ -	$ -	$ -	$ -	$ -
1279	680000905	380.0	$ -	$ -	$ -	$ -	$ -	$ -	$ -	$ -	$ -	$ -	$ -
1280	685000906	376.1	$ -	$ -	$ -	$ -	$ -	$ -	$ -	$ -	$ 12,210	$ 12,210	$ 12,210
1281	685000906	376.2	$ -	$ -	$ -	$ -	$ -	$ -	$ -	$ -	$ 85,468	$ 85,468	$ 85,468
1282	685000906	376.4	$ -	$ -	$ -	$ -	$ -	$ -	$ -	$ -	$ 6,105	$ 6,105	$ 6,105
1283	685000906	380.0	$ -	$ -	$ -	$ -	$ -	$ -	$ -	$ -	$ 18,314	$ 18,314	$ 18,314
1284	610000907	392.0	$ -	$ -	$ -	$ -	$ -	$ -	$ -	$ -	$ -	$ -	$ -
1285	610000907	392.1	$ -	$ -	$ -	$ -	$ -	$ -	$ -	$ -	$ -	$ -	$ -
1286	610000907	392.2	$ -	$ -	$ -	$ -	$ -	$ -	$ -	$ -	$ -	$ -	$ -
1287	610000907	392.3	$ -	$ -	$ -	$ -	$ -	$ -	$ -	$ -	$ -	$ -	$ -
1288	610000908	390.0	$ -	$ -	$ -	$ -	$ -	$ -	$ -	$ -	$ -	$ -	$ -
1289	626000909	376.2	$ -	$ -	$ -	$ -	$ -	$ -	$ -	$ -	$ -	$ -	$ -
1290	680000910	376.1	$ -	$ -	$ -	$ -	$ -	$ -	$ -	$ -	$ -	$ -	$ -
1291	680000910	376.2	$ -	$ -	$ -	$ -	$ -	$ -	$ -	$ -	$ -	$ -	$ -
1292	680000910	376.4	$ -	$ -	$ -	$ -	$ -	$ -	$ -	$ -	$ -	$ -	$ -
1293	633000911	376.1	$ -	$ -	$ -	$ -	$ -	$ -	$ -	$ -	$ -	$ -	$ -
1294	633000911	376.2	$ -	$ -	$ -	$ -	$ -	$ -	$ -	$ -	$ -	$ -	$ -
1295	633000911	376.4	$ -	$ -	$ -	$ -	$ -	$ -	$ -	$ -	$ -	$ -	$ -
1296	633000911	380.0	$ -	$ -	$ -	$ -	$ -	$ -	$ -	$ -	$ -	$ -	$ -
1297	T660000912	367.1	$ -	$ -	$ -	$ -	$ -	$ -	$ -	$ -	$ -	$ -	$ -
1298	T660000912	368.0	$ -	$ -	$ -	$ -	$ -	$ -	$ -	$ -	$ -	$ -	$ -
1299	T660000912	369.0	$ -	$ -	$ -	$ -	$ -	$ -	$ -	$ -	$ -	$ -	$ -
1300	621000913	376.1	$ -	$ -	$ -	$ -	$ -	$ -	$ -	$ -	$ -	$ -	$ -
1301	621000913	376.2	$ -	$ -	$ -	$ -	$ -	$ -	$ -	$ -	$ -	$ -	$ -
1302	621000913	376.4	$ -	$ -	$ -	$ -	$ -	$ -	$ -	$ -	$ -	$ -	$ -
1303	621000913	380.0	$ -	$ -	$ -	$ -	$ -	$ -	$ -	$ -	$ -	$ -	$ -
1304	T610000914	367.1	$ -	$ -	$ -	$ -	$ -	$ -	$ -	$ -	$ -	$ -	$ -
1305	T610000914	368.0	$ -	$ -	$ -	$ -	$ -	$ -	$ -	$ -	$ -	$ -	$ -
1306	T610000914	369.0	$ -	$ -	$ -	$ -	$ -	$ -	$ -	$ -	$ -	$ -	$ -
1307	T680000915	367.1	$ -	$ -	$ -	$ -	$ -	$ -	$ -	$ -	$ -	$ -	$ -
1308	T680000915	368.0	$ -	$ -	$ -	$ -	$ -	$ -	$ -	$ -	$ -	$ -	$ -
1309	T680000915	369.0	$ -	$ -	$ -	$ -	$ -	$ -	$ -	$ -	$ -	$ -	$ -
1310	680000916	376.1	$ -	$ -	$ -	$ -	$ -	$ -	$ -	$ -	$ -	$ -	$ -
1311	680000916	376.2	$ -	$ -	$ -	$ -	$ -	$ -	$ -	$ -	$ -	$ -	$ -
1312	680000916	376.4	$ -	$ -	$ -	$ -	$ -	$ -	$ -	$ -	$ -	$ -	$ -
1313	680000916	380.0	$ -	$ -	$ -	$ -	$ -	$ -	$ -	$ -	$ -	$ -	$ -
1314	680000917	376.1	$ -	$ -	$ 7,414	$ 7,414	$ 7,414	$ 7,414	$ 7,414	$ 7,414	$ 7,414	$ 7,414	$ 7,414
1315	680000917	376.2	$ -	$ -	$ 51,895	$ 51,895	$ 51,895	$ 51,895	$ 51,895	$ 51,895	$ 51,895	$ 51,895	$ 51,895
1316	680000917	376.4	$ -	$ -	$ 3,707	$ 3,707	$ 3,707	$ 3,707	$ 3,707	$ 3,707	$ 3,707	$ 3,707	$ 3,707
1317	680000917	380.0	$ -	$ -	$ 11,120	$ 11,120	$ 11,120	$ 11,120	$ 11,120	$ 11,120	$ 11,120	$ 11,120	$ 11,120
1318	601000918	376.1	$ -	$ -	$ -	$ -	$ -	$ -	$ -	$ -	$ -	$ -	$ -
1319	601000918	376.2	$ -	$ -	$ -	$ -	$ -	$ -	$ -	$ -	$ -	$ -	$ -
1320	601000918	376.4	$ -	$ -	$ -	$ -	$ -	$ -	$ -	$ -	$ -	$ -	$ -
1321	601000918	380.0	$ -	$ -	$ -	$ -	$ -	$ -	$ -	$ -	$ -	$ -	$ -
1322	685000919	376.1	$ -	$ -	$ -	$ -	$ -	$ -	$ -	$ -	$ -	$ -	$ -
1323	685000919	376.2	$ -	$ -	$ -	$ -	$ -	$ -	$ -	$ -	$ -	$ -	$ -
1324	685000919	376.4	$ -	$ -	$ -	$ -	$ -	$ -	$ -	$ -	$ -	$ -	$ -
1325	685000919	380.0	$ -	$ -	$ -	$ -	$ -	$ -	$ -	$ -	$ -	$ -	$ -
1326	685000921	376.1	$ -	$ -	$ -	$ -	$ -	$ -	$ 11,149	$ 11,149	$ 11,149	$ 11,149	$ 11,149

Sponsored by NMGC Witness Erik C. Buchanan

WP Plant 3 Gross Balances

NEW MEXICO GAS COMPANY, INC.

Gross Balances
Base Period - 12 Months Ending March 31, 2023
Future Test Year - 12 Months Ending September 30, 2025

	A	B	N	O	P	Q	R	S	T	U	V	W	X	Y
1														
2			Balance	Balance	Balance	Balance	Balance	Balance	Balance	Balance	Balance	Balance	Balance	Balance
3	Investment Number / Beginning Balance	FERC Account	2/29/2024	3/31/2024	4/30/2024	5/31/2024	6/30/2024	7/31/2024	8/31/2024	9/30/2024	10/31/2024	11/30/2024	12/31/2024	1/31/2025
1278	680000905	376.4	$ -	$ -	$ -	$ -	$ -	$ -	$ -	$ -	$ -	$ -	$ -	$ -
1279	680000905	380.0	$ -	$ -	$ -	$ -	$ -	$ -	$ -	$ -	$ -	$ -	$ -	$ -
1280	685000906	376.1	$ 12,210	$ 12,210	$ 12,210	$ 12,210	$ 12,210	$ 12,210	$ 12,210	$ 12,210	$ 12,210	$ 12,210	$ 12,210	$ 12,210
1281	685000906	376.2	$ 85,468	$ 85,468	$ 85,468	$ 85,468	$ 85,468	$ 85,468	$ 85,468	$ 85,468	$ 85,468	$ 85,468	$ 85,468	$ 85,468
1282	685000906	376.4	$ 6,105	$ 6,105	$ 6,105	$ 6,105	$ 6,105	$ 6,105	$ 6,105	$ 6,105	$ 6,105	$ 6,105	$ 6,105	$ 6,105
1283	685000906	380.0	$ 18,314	$ 18,314	$ 18,314	$ 18,314	$ 18,314	$ 18,314	$ 18,314	$ 18,314	$ 18,314	$ 18,314	$ 18,314	$ 18,314
1284	610000907	392.0	$ -	$ -	$ -	$ -	$ -	$ -	$ -	$ -	$ -	$ -	$ -	$ -
1285	610000907	392.1	$ -	$ -	$ -	$ -	$ -	$ -	$ -	$ -	$ -	$ -	$ -	$ -
1286	610000907	392.2	$ -	$ -	$ -	$ -	$ -	$ -	$ -	$ -	$ -	$ -	$ -	$ -
1287	610000907	392.3	$ -	$ -	$ -	$ -	$ -	$ -	$ -	$ -	$ -	$ -	$ -	$ -
1288	610000908	390.0	$ -	$ -	$ -	$ -	$ -	$ -	$ -	$ -	$ -	$ -	$ -	$ -
1289	626000909	376.2	$ -	$ -	$ -	$ -	$ -	$ -	$ -	$ -	$ -	$ -	$ -	$ -
1290	680000910	376.1	$ -	$ -	$ -	$ -	$ -	$ -	$ -	$ -	$ -	$ -	$ -	$ -
1291	680000910	376.2	$ -	$ -	$ -	$ -	$ -	$ -	$ -	$ -	$ -	$ -	$ -	$ -
1292	680000910	376.4	$ -	$ -	$ -	$ -	$ -	$ -	$ -	$ -	$ -	$ -	$ -	$ -
1293	633000911	376.1	$ -	$ -	$ -	$ -	$ -	$ -	$ -	$ -	$ -	$ -	$ -	$ -
1294	633000911	376.2	$ -	$ -	$ -	$ -	$ -	$ -	$ -	$ -	$ -	$ -	$ -	$ -
1295	633000911	376.4	$ -	$ -	$ -	$ -	$ -	$ -	$ -	$ -	$ -	$ -	$ -	$ -
1296	633000911	380.0	$ -	$ -	$ -	$ -	$ -	$ -	$ -	$ -	$ -	$ -	$ -	$ -
1297	T660000912	367.1	$ -	$ -	$ -	$ -	$ -	$ -	$ -	$ -	$ -	$ -	$ -	$ -
1298	T660000912	368.0	$ -	$ -	$ -	$ -	$ -	$ -	$ -	$ -	$ -	$ -	$ -	$ -
1299	T660000912	369.0	$ -	$ -	$ -	$ -	$ -	$ -	$ -	$ -	$ -	$ -	$ -	$ -
1300	621000913	376.1	$ -	$ -	$ -	$ -	$ -	$ -	$ -	$ -	$ -	$ -	$ -	$ -
1301	621000913	376.2	$ -	$ -	$ -	$ -	$ -	$ -	$ -	$ -	$ -	$ -	$ -	$ -
1302	621000913	376.4	$ -	$ -	$ -	$ -	$ -	$ -	$ -	$ -	$ -	$ -	$ -	$ -
1303	621000913	380.0	$ -	$ -	$ -	$ -	$ -	$ -	$ -	$ -	$ -	$ -	$ -	$ -
1304	T610000914	367.1	$ -	$ -	$ -	$ -	$ -	$ -	$ -	$ -	$ -	$ -	$ -	$ -
1305	T610000914	368.0	$ -	$ -	$ -	$ -	$ -	$ -	$ -	$ -	$ -	$ -	$ -	$ -
1306	T610000914	369.0	$ -	$ -	$ -	$ -	$ -	$ -	$ -	$ -	$ -	$ -	$ -	$ -
1307	T680000915	367.1	$ -	$ -	$ -	$ -	$ -	$ -	$ -	$ -	$ -	$ -	$ -	$ -
1308	T680000915	368.0	$ -	$ -	$ -	$ -	$ -	$ -	$ -	$ -	$ -	$ -	$ -	$ -
1309	T680000915	369.0	$ -	$ -	$ -	$ -	$ -	$ -	$ -	$ -	$ -	$ -	$ -	$ -
1310	680000916	376.1	$ -	$ -	$ -	$ -	$ -	$ -	$ -	$ -	$ -	$ -	$ -	$ -
1311	680000916	376.2	$ -	$ -	$ -	$ -	$ -	$ -	$ -	$ -	$ -	$ -	$ -	$ -
1312	680000916	376.4	$ -	$ -	$ -	$ -	$ -	$ -	$ -	$ -	$ -	$ -	$ -	$ -
1313	680000916	380.0	$ -	$ -	$ -	$ -	$ -	$ -	$ -	$ -	$ -	$ -	$ -	$ -
1314	680000917	376.1	$ 7,414	$ 7,414	$ 7,414	$ 7,414	$ 7,414	$ 7,414	$ 7,414	$ 7,414	$ 7,414	$ 7,414	$ 7,414	$ 7,414
1315	680000917	376.2	$ 51,895	$ 51,895	$ 51,895	$ 51,895	$ 51,895	$ 51,895	$ 51,895	$ 51,895	$ 51,895	$ 51,895	$ 51,895	$ 51,895
1316	680000917	376.4	$ 3,707	$ 3,707	$ 3,707	$ 3,707	$ 3,707	$ 3,707	$ 3,707	$ 3,707	$ 3,707	$ 3,707	$ 3,707	$ 3,707
1317	680000917	380.0	$ 11,120	$ 11,120	$ 11,120	$ 11,120	$ 11,120	$ 11,120	$ 11,120	$ 11,120	$ 11,120	$ 11,120	$ 11,120	$ 11,120
1318	601000918	376.1	$ -	$ -	$ -	$ -	$ -	$ -	$ -	$ -	$ -	$ -	$ -	$ -
1319	601000918	376.2	$ -	$ -	$ -	$ -	$ -	$ -	$ -	$ -	$ -	$ -	$ -	$ -
1320	601000918	376.4	$ -	$ -	$ -	$ -	$ -	$ -	$ -	$ -	$ -	$ -	$ -	$ -
1321	601000918	380.0	$ -	$ -	$ -	$ -	$ -	$ -	$ -	$ -	$ -	$ -	$ -	$ -
1322	685000919	376.1	$ -	$ -	$ -	$ -	$ -	$ -	$ -	$ -	$ -	$ -	$ -	$ -
1323	685000919	376.2	$ -	$ -	$ -	$ -	$ -	$ -	$ -	$ -	$ -	$ -	$ -	$ -
1324	685000919	376.4	$ -	$ -	$ -	$ -	$ -	$ -	$ -	$ -	$ -	$ -	$ -	$ -
1325	685000919	380.0	$ -	$ -	$ -	$ -	$ -	$ -	$ -	$ -	$ -	$ -	$ -	$ -
1326	685000921	376.1	$ 11,149	$ 11,149	$ 11,149	$ 11,149	$ 11,149	$ 11,149	$ 11,149	$ 11,149	$ 11,149	$ 11,149	$ 11,149	$ 11,149

Sponsored by NMGC Witness Erik C. Buchanan

NEW MEXICO GAS COMPANY, INC.

Gross Balances
Base Period - 12 Months Ending March 31, 2023
Future Test Year - 12 Months Ending September 30, 2025

	A	B	Z	AA	AB	AC	AD	AE	AF	AG
1										
2			Balance	Balance	Balance	Balance	Balance	Balance	Balance	Balance
3	Investment Number / Beginning Balance	FERC Account	2/28/2025	3/31/2025	4/30/2025	5/31/2025	6/30/2025	7/31/2025	8/31/2025	9/30/2025
1278	680000905	376.4	$ -	$ -	$ -	$ -	$ -	$ -	$ -	$ -
1279	680000905	380.0	$ -	$ -	$ -	$ -	$ -	$ -	$ -	$ -
1280	685000906	376.1	$ 12,210	$ 12,210	$ 12,210	$ 12,210	$ 12,210	$ 12,210	$ 12,210	$ 12,210
1281	685000906	376.2	$ 85,468	$ 85,468	$ 85,468	$ 85,468	$ 85,468	$ 85,468	$ 85,468	$ 85,468
1282	685000906	376.4	$ 6,105	$ 6,105	$ 6,105	$ 6,105	$ 6,105	$ 6,105	$ 6,105	$ 6,105
1283	685000906	380.0	$ 18,314	$ 18,314	$ 18,314	$ 18,314	$ 18,314	$ 18,314	$ 18,314	$ 18,314
1284	610000907	392.0	$ -	$ -	$ -	$ -	$ -	$ -	$ -	$ -
1285	610000907	392.1	$ -	$ -	$ -	$ -	$ -	$ -	$ -	$ -
1286	610000907	392.2	$ -	$ -	$ -	$ -	$ -	$ -	$ -	$ -
1287	610000907	392.3	$ -	$ -	$ -	$ -	$ -	$ -	$ -	$ -
1288	610000908	390.0	$ -	$ -	$ -	$ -	$ -	$ -	$ -	$ -
1289	626000909	376.2	$ -	$ -	$ -	$ -	$ -	$ -	$ -	$ -
1290	680000910	376.1	$ -	$ -	$ -	$ -	$ -	$ -	$ -	$ -
1291	680000910	376.2	$ -	$ -	$ -	$ -	$ -	$ -	$ -	$ -
1292	680000910	376.4	$ -	$ -	$ -	$ -	$ -	$ -	$ -	$ -
1293	633000911	376.1	$ -	$ -	$ -	$ -	$ -	$ -	$ -	$ -
1294	633000911	376.2	$ -	$ -	$ -	$ -	$ -	$ -	$ -	$ -
1295	633000911	376.4	$ -	$ -	$ -	$ -	$ -	$ -	$ -	$ -
1296	633000911	380.0	$ -	$ -	$ -	$ -	$ -	$ -	$ -	$ -
1297	T660000912	367.1	$ -	$ -	$ -	$ -	$ -	$ -	$ -	$ -
1298	T660000912	368.0	$ -	$ -	$ -	$ -	$ -	$ -	$ -	$ -
1299	T660000912	369.0	$ -	$ -	$ -	$ -	$ -	$ -	$ -	$ -
1300	621000913	376.1	$ -	$ -	$ -	$ -	$ -	$ -	$ -	$ -
1301	621000913	376.2	$ -	$ -	$ -	$ -	$ -	$ -	$ -	$ -
1302	621000913	376.4	$ -	$ -	$ -	$ -	$ -	$ -	$ -	$ -
1303	621000913	380.0	$ -	$ -	$ -	$ -	$ -	$ -	$ -	$ -
1304	T610000914	367.1	$ -	$ -	$ -	$ -	$ -	$ -	$ -	$ -
1305	T610000914	368.0	$ -	$ -	$ -	$ -	$ -	$ -	$ -	$ -
1306	T610000914	369.0	$ -	$ -	$ -	$ -	$ -	$ -	$ -	$ -
1307	T680000915	367.1	$ -	$ -	$ -	$ -	$ -	$ -	$ -	$ -
1308	T680000915	368.0	$ -	$ -	$ -	$ -	$ -	$ -	$ -	$ -
1309	T680000915	369.0	$ -	$ -	$ -	$ -	$ -	$ -	$ -	$ -
1310	680000916	376.1	$ -	$ -	$ -	$ -	$ -	$ -	$ -	$ -
1311	680000916	376.2	$ -	$ -	$ -	$ -	$ -	$ -	$ -	$ -
1312	680000916	376.4	$ -	$ -	$ -	$ -	$ -	$ -	$ -	$ -
1313	680000916	380.0	$ -	$ -	$ -	$ -	$ -	$ -	$ -	$ -
1314	680000917	376.1	$ 7,414	$ 7,414	$ 7,414	$ 7,414	$ 7,414	$ 7,414	$ 7,414	$ 7,414
1315	680000917	376.2	$ 51,895	$ 51,895	$ 51,895	$ 51,895	$ 51,895	$ 51,895	$ 51,895	$ 51,895
1316	680000917	376.4	$ 3,707	$ 3,707	$ 3,707	$ 3,707	$ 3,707	$ 3,707	$ 3,707	$ 3,707
1317	680000917	380.0	$ 11,120	$ 11,120	$ 11,120	$ 11,120	$ 11,120	$ 11,120	$ 11,120	$ 11,120
1318	601000918	376.1	$ -	$ -	$ -	$ -	$ -	$ -	$ -	$ -
1319	601000918	376.2	$ -	$ -	$ -	$ -	$ -	$ -	$ -	$ -
1320	601000918	376.4	$ -	$ -	$ -	$ -	$ -	$ -	$ -	$ -
1321	601000918	380.0	$ -	$ -	$ -	$ -	$ -	$ -	$ -	$ -
1322	685000919	376.1	$ -	$ -	$ -	$ -	$ -	$ -	$ -	$ -
1323	685000919	376.2	$ -	$ -	$ -	$ -	$ -	$ -	$ -	$ -
1324	685000919	376.4	$ -	$ -	$ -	$ -	$ -	$ -	$ -	$ -
1325	685000919	380.0	$ -	$ -	$ -	$ -	$ -	$ -	$ -	$ -
1326	685000921	376.1	$ 11,149	$ 11,149	$ 11,149	$ 11,149	$ 11,149	$ 11,149	$ 11,149	$ 11,149

Sponsored by NMGC Witness Erik C. Buchanan

WP Plant 3 Gross Balances

NEW MEXICO GAS COMPANY, INC.

Gross Balances
Base Period - 12 Months Ending March 31, 2023
Future Test Year - 12 Months Ending September 30, 2025

	A	B	C	D	E	F	G	H	I	J	K	L	M
1			Adjusted Base Period										
2			Balance	Balance	Balance	Balance	Balance	Balance	Balance	Balance	Balance	Balance	Balance
3	Investment Number / Beginning Balance	FERC Account	3/31/2023	4/30/2023	5/31/2023	6/30/2023	7/31/2023	8/31/2023	9/30/2023	10/31/2023	11/30/2023	12/31/2023	1/31/2024
1327	685000921	376.2	$ -	$ -	$ -	$ -	$ -	$ -	$ 78,043	$ 78,043	$ 78,043	$ 78,043	$ 78,043
1328	685000921	376.4	$ -	$ -	$ -	$ -	$ -	$ -	$ 5,574	$ 5,574	$ 5,574	$ 5,574	$ 5,574
1329	685000921	380.0	$ -	$ -	$ -	$ -	$ -	$ -	$ 16,723	$ 16,723	$ 16,723	$ 16,723	$ 16,723
1330	680000922	381.0	$ -	$ -	$ -	$ -	$ -	$ -	$ -	$ -	$ -	$ -	$ -
1331	610000923	376.1	$ -	$ -	$ -	$ -	$ -	$ -	$ -	$ -	$ -	$ -	$ -
1332	610000923	376.2	$ -	$ -	$ -	$ -	$ -	$ -	$ -	$ -	$ -	$ -	$ -
1333	610000923	376.4	$ -	$ -	$ -	$ -	$ -	$ -	$ -	$ -	$ -	$ -	$ -
1334	685000924	376.1	$ -	$ -	$ -	$ -	$ -	$ -	$ -	$ -	$ -	$ -	$ -
1335	685000924	376.2	$ -	$ -	$ -	$ -	$ -	$ -	$ -	$ -	$ -	$ -	$ -
1336	685000924	376.4	$ -	$ -	$ -	$ -	$ -	$ -	$ -	$ -	$ -	$ -	$ -
1337	621000925	376.1	$ -	$ -	$ -	$ -	$ -	$ -	$ -	$ -	$ -	$ -	$ -
1338	621000925	376.2	$ -	$ -	$ -	$ -	$ -	$ -	$ -	$ -	$ -	$ -	$ -
1339	621000925	376.4	$ -	$ -	$ -	$ -	$ -	$ -	$ -	$ -	$ -	$ -	$ -
1340	621000925	380.0	$ -	$ -	$ -	$ -	$ -	$ -	$ -	$ -	$ -	$ -	$ -
1341	684000926	376.1	$ -	$ -	$ -	$ 52,009	$ 52,009	$ 52,009	$ 76,640	$ 76,640	$ 76,640	$ 102,043	$ 102,043
1342	684000926	376.2	$ -	$ -	$ -	$ 364,064	$ 364,064	$ 364,064	$ 536,482	$ 536,482	$ 536,482	$ 714,301	$ 714,301
1343	684000926	376.4	$ -	$ -	$ -	$ 26,005	$ 26,005	$ 26,005	$ 38,320	$ 38,320	$ 38,320	$ 51,022	$ 51,022
1344	684000926	380.0	$ -	$ -	$ -	$ 78,014	$ 78,014	$ 78,014	$ 114,960	$ 114,960	$ 114,960	$ 153,065	$ 153,065
1345	680000928	390.0	$ -	$ -	$ -	$ -	$ -	$ -	$ -	$ -	$ -	$ -	$ -
1346	610000929	376.1	$ -	$ -	$ -	$ -	$ -	$ -	$ -	$ -	$ -	$ -	$ -
1347	610000929	376.2	$ -	$ -	$ -	$ -	$ -	$ -	$ -	$ -	$ -	$ -	$ -
1348	610000929	376.4	$ -	$ -	$ -	$ -	$ -	$ -	$ -	$ -	$ -	$ -	$ -
1349	610000929	380.0	$ -	$ -	$ -	$ -	$ -	$ -	$ -	$ -	$ -	$ -	$ -
1350	601000930	303.3	$ -	$ -	$ -	$ -	$ -	$ -	$ -	$ -	$ -	$ -	$ -
1351	684000931	376.1	$ -	$ -	$ -	$ -	$ -	$ -	$ -	$ -	$ -	$ -	$ -
1352	684000931	376.2	$ -	$ -	$ -	$ -	$ -	$ -	$ -	$ -	$ -	$ -	$ -
1353	684000931	376.4	$ -	$ -	$ -	$ -	$ -	$ -	$ -	$ -	$ -	$ -	$ -
1354	684000931	380.0	$ -	$ -	$ -	$ -	$ -	$ -	$ -	$ -	$ -	$ -	$ -
1355	684000932	376.1	$ -	$ -	$ -	$ -	$ -	$ -	$ -	$ -	$ -	$ -	$ -
1356	684000932	376.2	$ -	$ -	$ -	$ -	$ -	$ -	$ -	$ -	$ -	$ -	$ -
1357	684000932	376.4	$ -	$ -	$ -	$ -	$ -	$ -	$ -	$ -	$ -	$ -	$ -
1358	684000934	376.1	$ -	$ -	$ -	$ -	$ -	$ -	$ -	$ -	$ -	$ -	$ -
1359	684000934	376.2	$ -	$ -	$ -	$ -	$ -	$ -	$ -	$ -	$ -	$ -	$ -
1360	684000934	376.4	$ -	$ -	$ -	$ -	$ -	$ -	$ -	$ -	$ -	$ -	$ -
1361	T610000935	367.1	$ -	$ -	$ -	$ -	$ -	$ -	$ -	$ -	$ -	$ -	$ -
1362	T610000935	368.0	$ -	$ -	$ -	$ -	$ -	$ -	$ -	$ -	$ -	$ -	$ -
1363	T610000935	369.0	$ -	$ -	$ -	$ -	$ -	$ -	$ -	$ -	$ -	$ -	$ -
1364	622000936	376.1	$ -	$ -	$ -	$ -	$ -	$ -	$ -	$ -	$ -	$ -	$ -
1365	622000936	376.2	$ -	$ -	$ -	$ -	$ -	$ -	$ -	$ -	$ -	$ -	$ -
1366	622000936	376.4	$ -	$ -	$ -	$ -	$ -	$ -	$ -	$ -	$ -	$ -	$ -
1367	622000936	380.0	$ -	$ -	$ -	$ -	$ -	$ -	$ -	$ -	$ -	$ -	$ -
1368	632000937	376.1	$ -	$ -	$ -	$ -	$ -	$ -	$ -	$ -	$ -	$ -	$ -
1369	632000937	376.2	$ -	$ -	$ -	$ -	$ -	$ -	$ -	$ -	$ -	$ -	$ -
1370	632000937	376.4	$ -	$ -	$ -	$ -	$ -	$ -	$ -	$ -	$ -	$ -	$ -
1371	632000937	380.0	$ -	$ -	$ -	$ -	$ -	$ -	$ -	$ -	$ -	$ -	$ -
1372	632000938	376.1	$ -	$ -	$ -	$ -	$ -	$ -	$ -	$ -	$ -	$ -	$ -
1373	632000938	376.2	$ -	$ -	$ -	$ -	$ -	$ -	$ -	$ -	$ -	$ -	$ -
1374	632000938	376.4	$ -	$ -	$ -	$ -	$ -	$ -	$ -	$ -	$ -	$ -	$ -
1375	632000938	380.0	$ -	$ -	$ -	$ -	$ -	$ -	$ -	$ -	$ -	$ -	$ -

Sponsored by NMGC Witness Erik C. Buchanan

WP Plant 3 Gross Balances

NEW MEXICO GAS COMPANY, INC.

Gross Balances
Base Period - 12 Months Ending March 31, 2023
Future Test Year - 12 Months Ending September 30, 2025

	A	B	N	O	P	Q	R	S	T	U	V	W	X	Y
1														
2			Balance	Balance	Balance	Balance	Balance	Balance	Balance	Balance	Balance	Balance	Balance	Balance
3	Investment Number / Beginning Balance	FERC Account	2/29/2024	3/31/2024	4/30/2024	5/31/2024	6/30/2024	7/31/2024	8/31/2024	9/30/2024	10/31/2024	11/30/2024	12/31/2024	1/31/2025
1327	685000921	376.2	$ 78,043	$ 78,043	$ 78,043	$ 78,043	$ 78,043	$ 78,043	$ 78,043	$ 78,043	$ 78,043	$ 78,043	$ 78,043	$ 78,043
1328	685000921	376.4	$ 5,574	$ 5,574	$ 5,574	$ 5,574	$ 5,574	$ 5,574	$ 5,574	$ 5,574	$ 5,574	$ 5,574	$ 5,574	$ 5,574
1329	685000921	380.0	$ 16,723	$ 16,723	$ 16,723	$ 16,723	$ 16,723	$ 16,723	$ 16,723	$ 16,723	$ 16,723	$ 16,723	$ 16,723	$ 16,723
1330	680000922	381.0	$ -	$ -	$ -	$ -	$ -	$ -	$ -	$ -	$ -	$ -	$ -	$ -
1331	610000923	376.1	$ -	$ -	$ -	$ -	$ -	$ -	$ -	$ -	$ -	$ -	$ -	$ -
1332	610000923	376.2	$ -	$ -	$ -	$ -	$ -	$ -	$ -	$ -	$ -	$ -	$ -	$ -
1333	610000923	376.4	$ -	$ -	$ -	$ -	$ -	$ -	$ -	$ -	$ -	$ -	$ -	$ -
1334	685000924	376.1	$ -	$ -	$ -	$ -	$ -	$ -	$ -	$ -	$ -	$ -	$ -	$ -
1335	685000924	376.2	$ -	$ -	$ -	$ -	$ -	$ -	$ -	$ -	$ -	$ -	$ -	$ -
1336	685000924	376.4	$ -	$ -	$ -	$ -	$ -	$ -	$ -	$ -	$ -	$ -	$ -	$ -
1337	621000925	376.1	$ -	$ -	$ -	$ -	$ -	$ -	$ -	$ -	$ -	$ -	$ -	$ -
1338	621000925	376.2	$ -	$ -	$ -	$ -	$ -	$ -	$ -	$ -	$ -	$ -	$ -	$ -
1339	621000925	376.4	$ -	$ -	$ -	$ -	$ -	$ -	$ -	$ -	$ -	$ -	$ -	$ -
1340	621000925	380.0	$ -	$ -	$ -	$ -	$ -	$ -	$ -	$ -	$ -	$ -	$ -	$ -
1341	684000926	376.1	$ 102,043	$ 168,943	$ 168,943	$ 168,943	$ 185,784	$ 185,784	$ 185,784	$ 194,266	$ 194,266	$ 194,266	$ 198,585	$ 198,585
1342	684000926	376.2	$ 714,301	$ 1,182,599	$ 1,182,599	$ 1,182,599	$ 1,300,487	$ 1,300,487	$ 1,300,487	$ 1,359,863	$ 1,359,863	$ 1,359,863	$ 1,390,098	$ 1,390,098
1343	684000926	376.4	$ 51,022	$ 84,471	$ 84,471	$ 84,471	$ 92,892	$ 92,892	$ 92,892	$ 97,133	$ 97,133	$ 97,133	$ 99,293	$ 99,293
1344	684000926	380.0	$ 153,065	$ 253,414	$ 253,414	$ 253,414	$ 278,676	$ 278,676	$ 278,676	$ 291,399	$ 291,399	$ 291,399	$ 297,878	$ 297,878
1345	680000928	390.0	$ -	$ -	$ -	$ -	$ -	$ -	$ -	$ -	$ -	$ -	$ -	$ -
1346	610000929	376.1	$ -	$ -	$ -	$ -	$ -	$ -	$ -	$ -	$ -	$ -	$ -	$ -
1347	610000929	376.2	$ -	$ -	$ -	$ -	$ -	$ -	$ -	$ -	$ -	$ -	$ -	$ -
1348	610000929	376.4	$ -	$ -	$ -	$ -	$ -	$ -	$ -	$ -	$ -	$ -	$ -	$ -
1349	610000929	380.0	$ -	$ -	$ -	$ -	$ -	$ -	$ -	$ -	$ -	$ -	$ -	$ -
1350	601000930	303.3	$ -	$ -	$ -	$ -	$ -	$ -	$ -	$ -	$ -	$ -	$ -	$ 8,059,193
1351	684000931	376.1	$ -	$ -	$ -	$ -	$ -	$ -	$ -	$ -	$ -	$ -	$ -	$ -
1352	684000931	376.2	$ -	$ -	$ -	$ -	$ -	$ -	$ -	$ -	$ -	$ -	$ -	$ -
1353	684000931	376.4	$ -	$ -	$ -	$ -	$ -	$ -	$ -	$ -	$ -	$ -	$ -	$ -
1354	684000931	380.0	$ -	$ -	$ -	$ -	$ -	$ -	$ -	$ -	$ -	$ -	$ -	$ -
1355	684000932	376.1	$ -	$ -	$ -	$ -	$ -	$ -	$ -	$ -	$ -	$ -	$ -	$ -
1356	684000932	376.2	$ -	$ -	$ -	$ -	$ -	$ -	$ -	$ -	$ -	$ -	$ -	$ -
1357	684000932	376.4	$ -	$ -	$ -	$ -	$ -	$ -	$ -	$ -	$ -	$ -	$ -	$ -
1358	684000934	376.1	$ -	$ -	$ -	$ -	$ -	$ -	$ -	$ -	$ -	$ -	$ -	$ -
1359	684000934	376.2	$ -	$ -	$ -	$ -	$ -	$ -	$ -	$ -	$ -	$ -	$ -	$ -
1360	684000934	376.4	$ -	$ -	$ -	$ -	$ -	$ -	$ -	$ -	$ -	$ -	$ -	$ -
1361	T610000935	367.1	$ -	$ -	$ -	$ -	$ -	$ -	$ -	$ -	$ -	$ -	$ -	$ -
1362	T610000935	368.0	$ -	$ -	$ -	$ -	$ -	$ -	$ -	$ -	$ -	$ -	$ -	$ -
1363	T610000935	369.0	$ -	$ -	$ -	$ -	$ -	$ -	$ -	$ -	$ -	$ -	$ -	$ -
1364	622000936	376.1	$ -	$ -	$ -	$ -	$ -	$ -	$ -	$ -	$ -	$ -	$ -	$ -
1365	622000936	376.2	$ -	$ -	$ -	$ -	$ -	$ -	$ -	$ -	$ -	$ -	$ -	$ -
1366	622000936	376.4	$ -	$ -	$ -	$ -	$ -	$ -	$ -	$ -	$ -	$ -	$ -	$ -
1367	622000936	380.0	$ -	$ -	$ -	$ -	$ -	$ -	$ -	$ -	$ -	$ -	$ -	$ -
1368	632000937	376.1	$ -	$ -	$ -	$ -	$ -	$ -	$ -	$ -	$ -	$ -	$ -	$ -
1369	632000937	376.2	$ -	$ -	$ -	$ -	$ -	$ -	$ -	$ -	$ -	$ -	$ -	$ -
1370	632000937	376.4	$ -	$ -	$ -	$ -	$ -	$ -	$ -	$ -	$ -	$ -	$ -	$ -
1371	632000937	380.0	$ -	$ -	$ -	$ -	$ -	$ -	$ -	$ -	$ -	$ -	$ -	$ -
1372	632000938	376.1	$ -	$ -	$ -	$ -	$ -	$ -	$ -	$ -	$ -	$ -	$ -	$ -
1373	632000938	376.2	$ -	$ -	$ -	$ -	$ -	$ -	$ -	$ -	$ -	$ -	$ -	$ -
1374	632000938	376.4	$ -	$ -	$ -	$ -	$ -	$ -	$ -	$ -	$ -	$ -	$ -	$ -
1375	632000938	380.0	$ -	$ -	$ -	$ -	$ -	$ -	$ -	$ -	$ -	$ -	$ -	$ -

Sponsored by NMGC Witness Erik C. Buchanan

WP Plant 3 Gross Balances

NEW MEXICO GAS COMPANY, INC.

Gross Balances
Base Period - 12 Months Ending March 31, 2023
Future Test Year - 12 Months Ending September 30, 2025

	A	B	Z	AA	AB	AC	AD	AE	AF	AG
1										
2			Balance	Balance	Balance	Balance	Balance	Balance	Balance	Balance
3	Investment Number / Beginning Balance	FERC Account	2/28/2025	3/31/2025	4/30/2025	5/31/2025	6/30/2025	7/31/2025	8/31/2025	9/30/2025
1327	685000921	376.2	$ 78,043	$ 78,043	$ 78,043	$ 78,043	$ 78,043	$ 78,043	$ 78,043	$ 78,043
1328	685000921	376.4	$ 5,574	$ 5,574	$ 5,574	$ 5,574	$ 5,574	$ 5,574	$ 5,574	$ 5,574
1329	685000921	380.0	$ 16,723	$ 16,723	$ 16,723	$ 16,723	$ 16,723	$ 16,723	$ 16,723	$ 16,723
1330	680000922	381.0	$ -	$ -	$ -	$ -	$ -	$ -	$ -	$ -
1331	610000923	376.1	$ -	$ -	$ -	$ -	$ -	$ -	$ -	$ -
1332	610000923	376.2	$ -	$ -	$ -	$ -	$ -	$ -	$ -	$ -
1333	610000923	376.4	$ -	$ -	$ -	$ -	$ -	$ -	$ -	$ -
1334	685000924	376.1	$ -	$ -	$ -	$ -	$ -	$ -	$ -	$ -
1335	685000924	376.2	$ -	$ -	$ -	$ -	$ -	$ -	$ -	$ -
1336	685000924	376.4	$ -	$ -	$ -	$ -	$ -	$ -	$ -	$ -
1337	621000925	376.1	$ -	$ -	$ -	$ -	$ -	$ -	$ -	$ -
1338	621000925	376.2	$ -	$ -	$ -	$ -	$ -	$ -	$ -	$ -
1339	621000925	376.4	$ -	$ -	$ -	$ -	$ -	$ -	$ -	$ -
1340	621000925	380.0	$ -	$ -	$ -	$ -	$ -	$ -	$ -	$ -
1341	684000926	376.1	$ 198,585	$ 198,585	$ 198,585	$ 198,585	$ 198,585	$ 198,585	$ 198,585	$ 198,585
1342	684000926	376.2	$ 1,390,098	$ 1,390,098	$ 1,390,098	$ 1,390,098	$ 1,390,098	$ 1,390,098	$ 1,390,098	$ 1,390,098
1343	684000926	376.4	$ 99,293	$ 99,293	$ 99,293	$ 99,293	$ 99,293	$ 99,293	$ 99,293	$ 99,293
1344	684000926	380.0	$ 297,878	$ 297,878	$ 297,878	$ 297,878	$ 297,878	$ 297,878	$ 297,878	$ 297,878
1345	680000928	390.0	$ -	$ -	$ -	$ -	$ -	$ -	$ -	$ 3,448,597
1346	610000929	376.1	$ -	$ -	$ -	$ -	$ -	$ -	$ -	$ -
1347	610000929	376.2	$ -	$ -	$ -	$ -	$ -	$ -	$ -	$ -
1348	610000929	376.4	$ -	$ -	$ -	$ -	$ -	$ -	$ -	$ -
1349	610000929	380.0	$ -	$ -	$ -	$ -	$ -	$ -	$ -	$ -
1350	601000930	303.3	$ 8,059,193	$ 8,059,193	$ 8,059,193	$ 8,059,193	$ 8,059,193	$ 8,059,193	$ 8,059,193	$ 8,059,193
1351	684000931	376.1	$ -	$ -	$ -	$ -	$ -	$ -	$ -	$ -
1352	684000931	376.2	$ -	$ -	$ -	$ -	$ -	$ -	$ -	$ -
1353	684000931	376.4	$ -	$ -	$ -	$ -	$ -	$ -	$ -	$ -
1354	684000931	380.0	$ -	$ -	$ -	$ -	$ -	$ -	$ -	$ -
1355	684000932	376.1	$ -	$ -	$ -	$ -	$ -	$ -	$ -	$ -
1356	684000932	376.2	$ -	$ -	$ -	$ -	$ -	$ -	$ -	$ -
1357	684000932	376.4	$ -	$ -	$ -	$ -	$ -	$ -	$ -	$ -
1358	684000934	376.1	$ -	$ -	$ -	$ -	$ -	$ -	$ -	$ -
1359	684000934	376.2	$ -	$ -	$ -	$ -	$ -	$ -	$ -	$ -
1360	684000934	376.4	$ -	$ -	$ -	$ -	$ -	$ -	$ -	$ -
1361	T610000935	367.1	$ -	$ -	$ -	$ -	$ -	$ -	$ -	$ -
1362	T610000935	368.0	$ -	$ -	$ -	$ -	$ -	$ -	$ -	$ -
1363	T610000935	369.0	$ -	$ -	$ -	$ -	$ -	$ -	$ -	$ -
1364	622000936	376.1	$ -	$ -	$ -	$ -	$ -	$ -	$ -	$ -
1365	622000936	376.2	$ -	$ -	$ -	$ -	$ -	$ -	$ -	$ -
1366	622000936	376.4	$ -	$ -	$ -	$ -	$ -	$ -	$ -	$ -
1367	622000936	380.0	$ -	$ -	$ -	$ -	$ -	$ -	$ -	$ -
1368	632000937	376.1	$ -	$ -	$ -	$ -	$ -	$ -	$ -	$ -
1369	632000937	376.2	$ -	$ -	$ -	$ -	$ -	$ -	$ -	$ -
1370	632000937	376.4	$ -	$ -	$ -	$ -	$ -	$ -	$ -	$ -
1371	632000937	380.0	$ -	$ -	$ -	$ -	$ -	$ -	$ -	$ -
1372	632000938	376.1	$ -	$ -	$ -	$ -	$ -	$ -	$ -	$ -
1373	632000938	376.2	$ -	$ -	$ -	$ -	$ -	$ -	$ -	$ -
1374	632000938	376.4	$ -	$ -	$ -	$ -	$ -	$ -	$ -	$ -
1375	632000938	380.0	$ -	$ -	$ -	$ -	$ -	$ -	$ -	$ -

Sponsored by NMGC Witness Erik C. Buchanan

NEW MEXICO GAS COMPANY, INC.

Gross Balances
Base Period - 12 Months Ending March 31, 2023
Future Test Year - 12 Months Ending September 30, 2025

	A	B	C	D	E	F	G	H	I	J	K	L	M
1			Adjusted Base Period										
2			Balance	Balance	Balance	Balance	Balance	Balance	Balance	Balance	Balance	Balance	Balance
3	Investment Number / Beginning Balance	FERC Account	3/31/2023	4/30/2023	5/31/2023	6/30/2023	7/31/2023	8/31/2023	9/30/2023	10/31/2023	11/30/2023	12/31/2023	1/31/2024
1376	625000939	376.1	$ -	$ -	$ -	$ -	$ -	$ -	$ -	$ -	$ -	$ -	$ -
1377	625000939	376.2	$ -	$ -	$ -	$ -	$ -	$ -	$ -	$ -	$ -	$ -	$ -
1378	625000939	376.4	$ -	$ -	$ -	$ -	$ -	$ -	$ -	$ -	$ -	$ -	$ -
1379	625000939	380.0	$ -	$ -	$ -	$ -	$ -	$ -	$ -	$ -	$ -	$ -	$ -
1380	601000940	367.1	$ -	$ -	$ -	$ -	$ -	$ -	$ -	$ -	$ -	$ -	$ -
1381	601000940	368.0	$ -	$ -	$ -	$ -	$ -	$ -	$ -	$ -	$ -	$ -	$ -
1382	601000940	369.0	$ -	$ -	$ -	$ -	$ -	$ -	$ -	$ -	$ -	$ -	$ -
1383	633000941	376.1	$ -	$ -	$ -	$ -	$ -	$ -	$ -	$ -	$ -	$ -	$ -
1384	633000941	376.2	$ -	$ -	$ -	$ -	$ -	$ -	$ -	$ -	$ -	$ -	$ -
1385	633000941	376.4	$ -	$ -	$ -	$ -	$ -	$ -	$ -	$ -	$ -	$ -	$ -
1386	633000941	380.0	$ -	$ -	$ -	$ -	$ -	$ -	$ -	$ -	$ -	$ -	$ -
1387	605000942	376.1	$ -	$ -	$ -	$ -	$ -	$ -	$ -	$ -	$ -	$ -	$ -
1388	605000942	376.2	$ -	$ -	$ -	$ -	$ -	$ -	$ -	$ -	$ -	$ -	$ -
1389	605000942	376.4	$ -	$ -	$ -	$ -	$ -	$ -	$ -	$ -	$ -	$ -	$ -
1390	605000942	380.0	$ -	$ -	$ -	$ -	$ -	$ -	$ -	$ -	$ -	$ -	$ -
1391	633000943	376.1	$ -	$ -	$ -	$ -	$ -	$ -	$ -	$ -	$ -	$ -	$ -
1392	633000943	376.2	$ -	$ -	$ -	$ -	$ -	$ -	$ -	$ -	$ -	$ -	$ -
1393	633000943	376.4	$ -	$ -	$ -	$ -	$ -	$ -	$ -	$ -	$ -	$ -	$ -
1394	633000943	380.0	$ -	$ -	$ -	$ -	$ -	$ -	$ -	$ -	$ -	$ -	$ -
1395	633000944	376.1	$ -	$ -	$ -	$ -	$ -	$ -	$ -	$ 1,946,961	$ 1,946,961	$ 1,946,961	$ 1,946,961
1396	633000944	376.2	$ -	$ -	$ -	$ -	$ -	$ -	$ -	$ 1,514,303	$ 1,514,303	$ 1,514,303	$ 1,514,303
1397	633000944	376.4	$ -	$ -	$ -	$ -	$ -	$ -	$ -	$ 865,316	$ 865,316	$ 865,316	$ 865,316
1398	T610000945	367.1	$ -	$ -	$ -	$ -	$ -	$ -	$ -	$ -	$ -	$ -	$ -
1399	T610000945	368.0	$ -	$ -	$ -	$ -	$ -	$ -	$ -	$ -	$ -	$ -	$ -
1400	T610000945	369.0	$ -	$ -	$ -	$ -	$ -	$ -	$ -	$ -	$ -	$ -	$ -
1401	621000946	376.1	$ -	$ -	$ -	$ -	$ -	$ -	$ -	$ -	$ -	$ -	$ -
1402	621000946	376.2	$ -	$ -	$ -	$ -	$ -	$ -	$ -	$ -	$ -	$ -	$ -
1403	621000946	376.4	$ -	$ -	$ -	$ -	$ -	$ -	$ -	$ -	$ -	$ -	$ -
1404	621000946	380.0	$ -	$ -	$ -	$ -	$ -	$ -	$ -	$ -	$ -	$ -	$ -
1405	622000948	376.1	$ -	$ -	$ -	$ -	$ -	$ -	$ -	$ -	$ -	$ -	$ -
1406	622000948	376.2	$ -	$ -	$ -	$ -	$ -	$ -	$ -	$ -	$ -	$ -	$ -
1407	622000948	376.4	$ -	$ -	$ -	$ -	$ -	$ -	$ -	$ -	$ -	$ -	$ -
1408	622000948	380.0	$ -	$ -	$ -	$ -	$ -	$ -	$ -	$ -	$ -	$ -	$ -
1409	632000949	376.1	$ -	$ -	$ -	$ -	$ -	$ -	$ -	$ -	$ -	$ -	$ -
1410	632000949	376.2	$ -	$ -	$ -	$ -	$ -	$ -	$ -	$ -	$ -	$ -	$ -
1411	632000949	376.4	$ -	$ -	$ -	$ -	$ -	$ -	$ -	$ -	$ -	$ -	$ -
1412	632000949	380.0	$ -	$ -	$ -	$ -	$ -	$ -	$ -	$ -	$ -	$ -	$ -
1413	T660000950	367.1	$ -	$ -	$ -	$ -	$ -	$ -	$ -	$ -	$ -	$ -	$ -
1414	T660000950	368.0	$ -	$ -	$ -	$ -	$ -	$ -	$ -	$ -	$ -	$ -	$ -
1415	T660000950	369.0	$ -	$ -	$ -	$ -	$ -	$ -	$ -	$ -	$ -	$ -	$ -
1416	632000951	376.1	$ -	$ -	$ 32	$ 32	$ 32	$ 32	$ 32	$ 32	$ 32	$ 32	$ 32
1417	632000951	376.2	$ -	$ -	$ 224	$ 224	$ 224	$ 224	$ 224	$ 224	$ 224	$ 224	$ 224
1418	632000951	376.4	$ -	$ -	$ 16	$ 16	$ 16	$ 16	$ 16	$ 16	$ 16	$ 16	$ 16
1419	632000951	380.0	$ -	$ -	$ 48	$ 48	$ 48	$ 48	$ 48	$ 48	$ 48	$ 48	$ 48
1420	633000952	376.1	$ -	$ 4,358	$ 4,358	$ 4,358	$ 4,358	$ 4,358	$ 4,358	$ 4,358	$ 4,358	$ 4,358	$ 4,358
1421	633000952	376.2	$ -	$ 30,505	$ 30,505	$ 30,505	$ 30,505	$ 30,505	$ 30,505	$ 30,505	$ 30,505	$ 30,505	$ 30,505
1422	633000952	376.4	$ -	$ 2,179	$ 2,179	$ 2,179	$ 2,179	$ 2,179	$ 2,179	$ 2,179	$ 2,179	$ 2,179	$ 2,179
1423	633000952	380.0	$ -	$ 6,537	$ 6,537	$ 6,537	$ 6,537	$ 6,537	$ 6,537	$ 6,537	$ 6,537	$ 6,537	$ 6,537
1424	633000953	376.1	$ -	$ -	$ -	$ -	$ -	$ -	$ -	$ -	$ -	$ -	$ -

Sponsored by NMGC Witness Erik C. Buchanan

WP Plant 3 Gross Balances

NEW MEXICO GAS COMPANY, INC.

Gross Balances
Base Period - 12 Months Ending March 31, 2023
Future Test Year - 12 Months Ending September 30, 2025

	A	B	N	O	P	Q	R	S	T	U	V	W	X	Y
1														
2			Balance	Balance	Balance	Balance	Balance	Balance	Balance	Balance	Balance	Balance	Balance	Balance
3	Investment Number / Beginning Balance	FERC Account	2/29/2024	3/31/2024	4/30/2024	5/31/2024	6/30/2024	7/31/2024	8/31/2024	9/30/2024	10/31/2024	11/30/2024	12/31/2024	1/31/2025
1376	625000939	376.1	$ -	$ -	$ -	$ -	$ -	$ -	$ -	$ -	$ -	$ -	$ -	$ -
1377	625000939	376.2	$ -	$ -	$ -	$ -	$ -	$ -	$ -	$ -	$ -	$ -	$ -	$ -
1378	625000939	376.4	$ -	$ -	$ -	$ -	$ -	$ -	$ -	$ -	$ -	$ -	$ -	$ -
1379	625000939	380.0	$ -	$ -	$ -	$ -	$ -	$ -	$ -	$ -	$ -	$ -	$ -	$ -
1380	601000940	367.1	$ -	$ -	$ -	$ -	$ -	$ -	$ -	$ -	$ -	$ -	$ -	$ -
1381	601000940	368.0	$ -	$ -	$ -	$ -	$ -	$ -	$ -	$ -	$ -	$ -	$ -	$ -
1382	601000940	369.0	$ -	$ -	$ -	$ -	$ -	$ -	$ -	$ -	$ -	$ -	$ -	$ -
1383	633000941	376.1	$ -	$ -	$ -	$ -	$ -	$ -	$ -	$ -	$ -	$ -	$ -	$ -
1384	633000941	376.2	$ -	$ -	$ -	$ -	$ -	$ -	$ -	$ -	$ -	$ -	$ -	$ -
1385	633000941	376.4	$ -	$ -	$ -	$ -	$ -	$ -	$ -	$ -	$ -	$ -	$ -	$ -
1386	633000941	380.0	$ -	$ -	$ -	$ -	$ -	$ -	$ -	$ -	$ -	$ -	$ -	$ -
1387	605000942	376.1	$ -	$ -	$ -	$ -	$ -	$ -	$ -	$ -	$ -	$ -	$ -	$ -
1388	605000942	376.2	$ -	$ -	$ -	$ -	$ -	$ -	$ -	$ -	$ -	$ -	$ -	$ -
1389	605000942	376.4	$ -	$ -	$ -	$ -	$ -	$ -	$ -	$ -	$ -	$ -	$ -	$ -
1390	605000942	380.0	$ -	$ -	$ -	$ -	$ -	$ -	$ -	$ -	$ -	$ -	$ -	$ -
1391	633000943	376.1	$ -	$ -	$ -	$ -	$ -	$ -	$ -	$ -	$ -	$ -	$ -	$ -
1392	633000943	376.2	$ -	$ -	$ -	$ -	$ -	$ -	$ -	$ -	$ -	$ -	$ -	$ -
1393	633000943	376.4	$ -	$ -	$ -	$ -	$ -	$ -	$ -	$ -	$ -	$ -	$ -	$ -
1394	633000943	380.0	$ -	$ -	$ -	$ -	$ -	$ -	$ -	$ -	$ -	$ -	$ -	$ -
1395	633000944	376.1	$ 1,946,961	$ 1,946,961	$ 1,946,961	$ 1,946,961	$ 1,946,961	$ 1,946,961	$ 1,946,961	$ 1,946,961	$ 1,946,961	$ 1,946,961	$ 1,946,961	$ 1,946,961
1396	633000944	376.2	$ 1,514,303	$ 1,514,303	$ 1,514,303	$ 1,514,303	$ 1,514,303	$ 1,514,303	$ 1,514,303	$ 1,514,303	$ 1,514,303	$ 1,514,303	$ 1,514,303	$ 1,514,303
1397	633000944	376.4	$ 865,316	$ 865,316	$ 865,316	$ 865,316	$ 865,316	$ 865,316	$ 865,316	$ 865,316	$ 865,316	$ 865,316	$ 865,316	$ 865,316
1398	T610000945	367.1	$ -	$ -	$ -	$ -	$ -	$ -	$ -	$ -	$ -	$ -	$ -	$ -
1399	T610000945	368.0	$ -	$ -	$ -	$ -	$ -	$ -	$ -	$ -	$ -	$ -	$ -	$ -
1400	T610000945	369.0	$ -	$ -	$ -	$ -	$ -	$ -	$ -	$ -	$ -	$ -	$ -	$ -
1401	621000946	376.1	$ -	$ -	$ -	$ -	$ -	$ -	$ -	$ -	$ -	$ -	$ -	$ -
1402	621000946	376.2	$ -	$ -	$ -	$ -	$ -	$ -	$ -	$ -	$ -	$ -	$ -	$ -
1403	621000946	376.4	$ -	$ -	$ -	$ -	$ -	$ -	$ -	$ -	$ -	$ -	$ -	$ -
1404	621000946	380.0	$ -	$ -	$ -	$ -	$ -	$ -	$ -	$ -	$ -	$ -	$ -	$ -
1405	622000948	376.1	$ -	$ -	$ -	$ -	$ -	$ -	$ -	$ -	$ -	$ -	$ -	$ -
1406	622000948	376.2	$ -	$ -	$ -	$ -	$ -	$ -	$ -	$ -	$ -	$ -	$ -	$ -
1407	622000948	376.4	$ -	$ -	$ -	$ -	$ -	$ -	$ -	$ -	$ -	$ -	$ -	$ -
1408	622000948	380.0	$ -	$ -	$ -	$ -	$ -	$ -	$ -	$ -	$ -	$ -	$ -	$ -
1409	632000949	376.1	$ -	$ -	$ -	$ -	$ -	$ -	$ -	$ -	$ -	$ -	$ -	$ -
1410	632000949	376.2	$ -	$ -	$ -	$ -	$ -	$ -	$ -	$ -	$ -	$ -	$ -	$ -
1411	632000949	376.4	$ -	$ -	$ -	$ -	$ -	$ -	$ -	$ -	$ -	$ -	$ -	$ -
1412	632000949	380.0	$ -	$ -	$ -	$ -	$ -	$ -	$ -	$ -	$ -	$ -	$ -	$ -
1413	T660000950	367.1	$ -	$ -	$ -	$ -	$ -	$ -	$ -	$ -	$ -	$ -	$ -	$ 662,676
1414	T660000950	368.0	$ -	$ -	$ -	$ -	$ -	$ -	$ -	$ -	$ -	$ -	$ -	$ 94,668
1415	T660000950	369.0	$ -	$ -	$ -	$ -	$ -	$ -	$ -	$ -	$ -	$ -	$ -	$ 189,336
1416	632000951	376.1	$ 32	$ 32	$ 32	$ 32	$ 32	$ 32	$ 32	$ 32	$ 32	$ 32	$ 32	$ 32
1417	632000951	376.2	$ 224	$ 224	$ 224	$ 224	$ 224	$ 224	$ 224	$ 224	$ 224	$ 224	$ 224	$ 224
1418	632000951	376.4	$ 16	$ 16	$ 16	$ 16	$ 16	$ 16	$ 16	$ 16	$ 16	$ 16	$ 16	$ 16
1419	632000951	380.0	$ 48	$ 48	$ 48	$ 48	$ 48	$ 48	$ 48	$ 48	$ 48	$ 48	$ 48	$ 48
1420	633000952	376.1	$ 4,358	$ 4,358	$ 4,358	$ 4,358	$ 4,358	$ 4,358	$ 4,358	$ 4,358	$ 4,358	$ 4,358	$ 4,358	$ 4,358
1421	633000952	376.2	$ 30,505	$ 30,505	$ 30,505	$ 30,505	$ 30,505	$ 30,505	$ 30,505	$ 30,505	$ 30,505	$ 30,505	$ 30,505	$ 30,505
1422	633000952	376.4	$ 2,179	$ 2,179	$ 2,179	$ 2,179	$ 2,179	$ 2,179	$ 2,179	$ 2,179	$ 2,179	$ 2,179	$ 2,179	$ 2,179
1423	633000952	380.0	$ 6,537	$ 6,537	$ 6,537	$ 6,537	$ 6,537	$ 6,537	$ 6,537	$ 6,537	$ 6,537	$ 6,537	$ 6,537	$ 6,537
1424	633000953	376.1	$ -	$ -	$ -	$ -	$ -	$ -	$ -	$ -	$ -	$ -	$ -	$ -

Sponsored by NMGC Witness Erik C. Buchanan

NEW MEXICO GAS COMPANY, INC.

Gross Balances
Base Period - 12 Months Ending March 31, 2023
Future Test Year - 12 Months Ending September 30, 2025

	A	B	Z	AA	AB	AC	AD	AE	AF	AG
1										
2			Balance	Balance	Balance	Balance	Balance	Balance	Balance	Balance
3	Investment Number / Beginning Balance	FERC Account	2/28/2025	3/31/2025	4/30/2025	5/31/2025	6/30/2025	7/31/2025	8/31/2025	9/30/2025
1376	625000939	376.1	$ -	$ -	$ -	$ -	$ -	$ -	$ -	$ -
1377	625000939	376.2	$ -	$ -	$ -	$ -	$ -	$ -	$ -	$ -
1378	625000939	376.4	$ -	$ -	$ -	$ -	$ -	$ -	$ -	$ -
1379	625000939	380.0	$ -	$ -	$ -	$ -	$ -	$ -	$ -	$ -
1380	601000940	367.1	$ -	$ -	$ -	$ -	$ -	$ -	$ -	$ -
1381	601000940	368.0	$ -	$ -	$ -	$ -	$ -	$ -	$ -	$ -
1382	601000940	369.0	$ -	$ -	$ -	$ -	$ -	$ -	$ -	$ -
1383	633000941	376.1	$ -	$ -	$ -	$ -	$ -	$ -	$ -	$ -
1384	633000941	376.2	$ -	$ -	$ -	$ -	$ -	$ -	$ -	$ -
1385	633000941	376.4	$ -	$ -	$ -	$ -	$ -	$ -	$ -	$ -
1386	633000941	380.0	$ -	$ -	$ -	$ -	$ -	$ -	$ -	$ -
1387	605000942	376.1	$ -	$ -	$ -	$ -	$ -	$ -	$ -	$ -
1388	605000942	376.2	$ -	$ -	$ -	$ -	$ -	$ -	$ -	$ -
1389	605000942	376.4	$ -	$ -	$ -	$ -	$ -	$ -	$ -	$ -
1390	605000942	380.0	$ -	$ -	$ -	$ -	$ -	$ -	$ -	$ -
1391	633000943	376.1	$ -	$ -	$ -	$ -	$ -	$ -	$ -	$ -
1392	633000943	376.2	$ -	$ -	$ -	$ -	$ -	$ -	$ -	$ -
1393	633000943	376.4	$ -	$ -	$ -	$ -	$ -	$ -	$ -	$ -
1394	633000943	380.0	$ -	$ -	$ -	$ -	$ -	$ -	$ -	$ -
1395	633000944	376.1	$ 1,946,961	$ 1,946,961	$ 1,946,961	$ 1,946,961	$ 1,946,961	$ 1,946,961	$ 1,946,961	$ 1,946,961
1396	633000944	376.2	$ 1,514,303	$ 1,514,303	$ 1,514,303	$ 1,514,303	$ 1,514,303	$ 1,514,303	$ 1,514,303	$ 1,514,303
1397	633000944	376.4	$ 865,316	$ 865,316	$ 865,316	$ 865,316	$ 865,316	$ 865,316	$ 865,316	$ 865,316
1398	T610000945	367.1	$ -	$ -	$ -	$ -	$ -	$ -	$ -	$ -
1399	T610000945	368.0	$ -	$ -	$ -	$ -	$ -	$ -	$ -	$ -
1400	T610000945	369.0	$ -	$ -	$ -	$ -	$ -	$ -	$ -	$ -
1401	621000946	376.1	$ -	$ -	$ -	$ -	$ -	$ -	$ -	$ -
1402	621000946	376.2	$ -	$ -	$ -	$ -	$ -	$ -	$ -	$ -
1403	621000946	376.4	$ -	$ -	$ -	$ -	$ -	$ -	$ -	$ -
1404	621000946	380.0	$ -	$ -	$ -	$ -	$ -	$ -	$ -	$ -
1405	622000948	376.1	$ -	$ -	$ -	$ -	$ -	$ -	$ -	$ -
1406	622000948	376.2	$ -	$ -	$ -	$ -	$ -	$ -	$ -	$ -
1407	622000948	376.4	$ -	$ -	$ -	$ -	$ -	$ -	$ -	$ -
1408	622000948	380.0	$ -	$ -	$ -	$ -	$ -	$ -	$ -	$ -
1409	632000949	376.1	$ -	$ -	$ -	$ -	$ -	$ -	$ -	$ -
1410	632000949	376.2	$ -	$ -	$ -	$ -	$ -	$ -	$ -	$ -
1411	632000949	376.4	$ -	$ -	$ -	$ -	$ -	$ -	$ -	$ -
1412	632000949	380.0	$ -	$ -	$ -	$ -	$ -	$ -	$ -	$ -
1413	T660000950	367.1	$ 662,676	$ 662,676	$ 662,676	$ 662,676	$ 662,676	$ 662,676	$ 662,676	$ 662,676
1414	T660000950	368.0	$ 94,668	$ 94,668	$ 94,668	$ 94,668	$ 94,668	$ 94,668	$ 94,668	$ 94,668
1415	T660000950	369.0	$ 189,336	$ 189,336	$ 189,336	$ 189,336	$ 189,336	$ 189,336	$ 189,336	$ 189,336
1416	632000951	376.1	$ 32	$ 32	$ 32	$ 32	$ 32	$ 32	$ 32	$ 32
1417	632000951	376.2	$ 224	$ 224	$ 224	$ 224	$ 224	$ 224	$ 224	$ 224
1418	632000951	376.4	$ 16	$ 16	$ 16	$ 16	$ 16	$ 16	$ 16	$ 16
1419	632000951	380.0	$ 48	$ 48	$ 48	$ 48	$ 48	$ 48	$ 48	$ 48
1420	633000952	376.1	$ 4,358	$ 4,358	$ 4,358	$ 4,358	$ 4,358	$ 4,358	$ 4,358	$ 4,358
1421	633000952	376.2	$ 30,505	$ 30,505	$ 30,505	$ 30,505	$ 30,505	$ 30,505	$ 30,505	$ 30,505
1422	633000952	376.4	$ 2,179	$ 2,179	$ 2,179	$ 2,179	$ 2,179	$ 2,179	$ 2,179	$ 2,179
1423	633000952	380.0	$ 6,537	$ 6,537	$ 6,537	$ 6,537	$ 6,537	$ 6,537	$ 6,537	$ 6,537
1424	633000953	376.1	$ -	$ -	$ -	$ -	$ -	$ -	$ -	$ -

Sponsored by NMGC Witness Erik C. Buchanan

NEW MEXICO GAS COMPANY, INC.

Gross Balances
Base Period - 12 Months Ending March 31, 2023
Future Test Year - 12 Months Ending September 30, 2025

	A	B	C	D	E	F	G	H	I	J	K	L	M
1			Adjusted Base Period										
2			Balance	Balance	Balance	Balance	Balance	Balance	Balance	Balance	Balance	Balance	Balance
3	Investment Number / Beginning Balance	FERC Account	3/31/2023	4/30/2023	5/31/2023	6/30/2023	7/31/2023	8/31/2023	9/30/2023	10/31/2023	11/30/2023	12/31/2023	1/31/2024
1425	633000953	376.2	$ -	$ -	$ -	$ -	$ -	$ -	$ -	$ -	$ -	$ -	$ -
1426	633000953	376.4	$ -	$ -	$ -	$ -	$ -	$ -	$ -	$ -	$ -	$ -	$ -
1427	633000953	380.0	$ -	$ -	$ -	$ -	$ -	$ -	$ -	$ -	$ -	$ -	$ -
1428	T610000954	367.1	$ -	$ -	$ -	$ -	$ -	$ -	$ -	$ -	$ -	$ -	$ -
1429	T610000954	368.0	$ -	$ -	$ -	$ -	$ -	$ -	$ -	$ -	$ -	$ -	$ -
1430	T610000954	369.0	$ -	$ -	$ -	$ -	$ -	$ -	$ -	$ -	$ -	$ -	$ -
1431	633000955	376.1	$ -	$ -	$ -	$ -	$ -	$ -	$ -	$ -	$ -	$ -	$ -
1432	633000955	376.2	$ -	$ -	$ -	$ -	$ -	$ -	$ -	$ -	$ -	$ -	$ -
1433	633000955	376.4	$ -	$ -	$ -	$ -	$ -	$ -	$ -	$ -	$ -	$ -	$ -
1434	601000956	391.2	$ -	$ -	$ -	$ -	$ -	$ -	$ -	$ -	$ -	$ -	$ -
1435	601000956	397.0	$ -	$ -	$ -	$ -	$ -	$ -	$ -	$ -	$ -	$ -	$ -
1436	601000956	398.0	$ -	$ -	$ -	$ -	$ -	$ -	$ -	$ -	$ -	$ -	$ -
1437	620000957	376.1	$ -	$ -	$ -	$ -	$ -	$ -	$ -	$ -	$ -	$ -	$ -
1438	620000957	376.2	$ -	$ -	$ -	$ -	$ -	$ -	$ -	$ -	$ -	$ -	$ -
1439	620000957	376.4	$ -	$ -	$ -	$ -	$ -	$ -	$ -	$ -	$ -	$ -	$ -
1440	620000957	380.0	$ -	$ -	$ -	$ -	$ -	$ -	$ -	$ -	$ -	$ -	$ -
1441	611000958	376.2	$ -	$ -	$ -	$ -	$ -	$ -	$ -	$ -	$ -	$ -	$ -
1442	601000959	303.3	$ -	$ -	$ -	$ -	$ -	$ -	$ -	$ -	$ -	$ -	$ -
1443	601000960	303.3	$ -	$ -	$ 955,663	$ 955,663	$ 955,663	$ 955,663	$ 955,663	$ 955,663	$ 955,663	$ 955,663	$ 955,663
1444	610000961	376.1	$ -	$ -	$ -	$ -	$ -	$ -	$ -	$ -	$ -	$ -	$ -
1445	610000961	376.2	$ -	$ -	$ -	$ -	$ -	$ -	$ -	$ -	$ -	$ -	$ -
1446	610000961	376.4	$ -	$ -	$ -	$ -	$ -	$ -	$ -	$ -	$ -	$ -	$ -
1447	610000961	380.0	$ -	$ -	$ -	$ -	$ -	$ -	$ -	$ -	$ -	$ -	$ -
1448	610000962	376.1	$ -	$ -	$ -	$ -	$ -	$ -	$ -	$ -	$ -	$ -	$ -
1449	610000962	376.2	$ -	$ -	$ -	$ -	$ -	$ -	$ -	$ -	$ -	$ -	$ -
1450	610000962	376.4	$ -	$ -	$ -	$ -	$ -	$ -	$ -	$ -	$ -	$ -	$ -
1451	610000962	380.0	$ -	$ -	$ -	$ -	$ -	$ -	$ -	$ -	$ -	$ -	$ -
1452	610000963	376.1	$ -	$ -	$ -	$ -	$ -	$ -	$ -	$ -	$ -	$ -	$ -
1453	610000963	376.2	$ -	$ -	$ -	$ -	$ -	$ -	$ -	$ -	$ -	$ -	$ -
1454	610000963	376.4	$ -	$ -	$ -	$ -	$ -	$ -	$ -	$ -	$ -	$ -	$ -
1455	610000963	380.0	$ -	$ -	$ -	$ -	$ -	$ -	$ -	$ -	$ -	$ -	$ -
1456	610000964	376.1	$ -	$ -	$ -	$ -	$ -	$ -	$ -	$ -	$ -	$ -	$ -
1457	610000964	376.2	$ -	$ -	$ -	$ -	$ -	$ -	$ -	$ -	$ -	$ -	$ -
1458	610000964	376.4	$ -	$ -	$ -	$ -	$ -	$ -	$ -	$ -	$ -	$ -	$ -
1459	610000964	380.0	$ -	$ -	$ -	$ -	$ -	$ -	$ -	$ -	$ -	$ -	$ -
1460	610000965	376.1	$ -	$ -	$ -	$ -	$ -	$ -	$ -	$ -	$ -	$ -	$ -
1461	610000965	376.2	$ -	$ -	$ -	$ -	$ -	$ -	$ -	$ -	$ -	$ -	$ -
1462	610000965	376.4	$ -	$ -	$ -	$ -	$ -	$ -	$ -	$ -	$ -	$ -	$ -
1463	610000965	380.0	$ -	$ -	$ -	$ -	$ -	$ -	$ -	$ -	$ -	$ -	$ -
1464	620000966	376.1	$ -	$ -	$ -	$ -	$ -	$ -	$ -	$ -	$ -	$ -	$ -
1465	620000966	376.2	$ -	$ -	$ -	$ -	$ -	$ -	$ -	$ -	$ -	$ -	$ -
1466	620000966	376.4	$ -	$ -	$ -	$ -	$ -	$ -	$ -	$ -	$ -	$ -	$ -
1467	620000966	380.0	$ -	$ -	$ -	$ -	$ -	$ -	$ -	$ -	$ -	$ -	$ -
1468	620000967	376.1	$ -	$ -	$ -	$ -	$ -	$ -	$ -	$ -	$ -	$ -	$ -
1469	620000967	376.2	$ -	$ -	$ -	$ -	$ -	$ -	$ -	$ -	$ -	$ -	$ -
1470	620000967	376.4	$ -	$ -	$ -	$ -	$ -	$ -	$ -	$ -	$ -	$ -	$ -
1471	620000967	380.0	$ -	$ -	$ -	$ -	$ -	$ -	$ -	$ -	$ -	$ -	$ -
1472	610000968	376.1	$ -	$ -	$ -	$ -	$ -	$ -	$ -	$ -	$ -	$ -	$ -
1473	610000968	376.2	$ -	$ -	$ -	$ -	$ -	$ -	$ -	$ -	$ -	$ -	$ -

Sponsored by NMGC Witness Erik C. Buchanan

NEW MEXICO GAS COMPANY, INC.

Gross Balances
Base Period - 12 Months Ending March 31, 2023
Future Test Year - 12 Months Ending September 30, 2025

	A	B	N	O	P	Q	R	S	T	U	V	W	X	Y
1														
2			Balance	Balance	Balance	Balance	Balance	Balance	Balance	Balance	Balance	Balance	Balance	Balance
3	Investment Number / Beginning Balance	FERC Account	2/29/2024	3/31/2024	4/30/2024	5/31/2024	6/30/2024	7/31/2024	8/31/2024	9/30/2024	10/31/2024	11/30/2024	12/31/2024	1/31/2025
1425	633000953	376.2	$ -	$ -	$ -	$ -	$ -	$ -	$ -	$ -	$ -	$ -	$ -	$ -
1426	633000953	376.4	$ -	$ -	$ -	$ -	$ -	$ -	$ -	$ -	$ -	$ -	$ -	$ -
1427	633000953	380.0	$ -	$ -	$ -	$ -	$ -	$ -	$ -	$ -	$ -	$ -	$ -	$ -
1428	T610000954	367.1	$ -	$ -	$ -	$ -	$ -	$ -	$ -	$ -	$ -	$ -	$ -	$ -
1429	T610000954	368.0	$ -	$ -	$ -	$ -	$ -	$ -	$ -	$ -	$ -	$ -	$ -	$ -
1430	T610000954	369.0	$ -	$ -	$ -	$ -	$ -	$ -	$ -	$ -	$ -	$ -	$ -	$ -
1431	633000955	376.1	$ -	$ -	$ -	$ -	$ -	$ -	$ 1,150,200	$ 1,150,200	$ 1,150,200	$ 1,150,200	$ 1,150,200	$ 1,150,200
1432	633000955	376.2	$ -	$ -	$ -	$ -	$ -	$ -	$ 894,600	$ 894,600	$ 894,600	$ 894,600	$ 894,600	$ 894,600
1433	633000955	376.4	$ -	$ -	$ -	$ -	$ -	$ -	$ 511,200	$ 511,200	$ 511,200	$ 511,200	$ 511,200	$ 511,200
1434	601000956	391.2	$ -	$ -	$ -	$ -	$ -	$ -	$ -	$ -	$ -	$ -	$ -	$ -
1435	601000956	397.0	$ -	$ -	$ -	$ -	$ -	$ -	$ -	$ -	$ -	$ -	$ -	$ -
1436	601000956	398.0	$ -	$ -	$ -	$ -	$ -	$ -	$ -	$ -	$ -	$ -	$ -	$ -
1437	620000957	376.1	$ -	$ -	$ -	$ -	$ -	$ -	$ -	$ -	$ -	$ -	$ -	$ -
1438	620000957	376.2	$ -	$ -	$ -	$ -	$ -	$ -	$ -	$ -	$ -	$ -	$ -	$ -
1439	620000957	376.4	$ -	$ -	$ -	$ -	$ -	$ -	$ -	$ -	$ -	$ -	$ -	$ -
1440	620000957	380.0	$ -	$ -	$ -	$ -	$ -	$ -	$ -	$ -	$ -	$ -	$ -	$ -
1441	611000958	376.2	$ -	$ -	$ -	$ -	$ -	$ -	$ -	$ -	$ -	$ -	$ -	$ -
1442	601000959	303.3	$ -	$ -	$ -	$ -	$ -	$ -	$ -	$ -	$ -	$ -	$ -	$ -
1443	601000960	303.3	$ 955,663	$ 955,663	$ 955,663	$ 955,663	$ 955,663	$ 955,663	$ 955,663	$ 955,663	$ 955,663	$ 955,663	$ 955,663	$ 955,663
1444	610000961	376.1	$ -	$ -	$ -	$ -	$ -	$ -	$ -	$ -	$ -	$ -	$ -	$ -
1445	610000961	376.2	$ -	$ -	$ -	$ -	$ -	$ -	$ -	$ -	$ -	$ -	$ -	$ -
1446	610000961	376.4	$ -	$ -	$ -	$ -	$ -	$ -	$ -	$ -	$ -	$ -	$ -	$ -
1447	610000961	380.0	$ -	$ -	$ -	$ -	$ -	$ -	$ -	$ -	$ -	$ -	$ -	$ -
1448	610000962	376.1	$ -	$ -	$ -	$ -	$ -	$ -	$ -	$ -	$ -	$ -	$ -	$ -
1449	610000962	376.2	$ -	$ -	$ -	$ -	$ -	$ -	$ -	$ -	$ -	$ -	$ -	$ -
1450	610000962	376.4	$ -	$ -	$ -	$ -	$ -	$ -	$ -	$ -	$ -	$ -	$ -	$ -
1451	610000962	380.0	$ -	$ -	$ -	$ -	$ -	$ -	$ -	$ -	$ -	$ -	$ -	$ -
1452	610000963	376.1	$ -	$ -	$ -	$ -	$ -	$ -	$ -	$ -	$ -	$ 17,266	$ 17,266	$ 17,266
1453	610000963	376.2	$ -	$ -	$ -	$ -	$ -	$ -	$ -	$ -	$ -	$ 120,865	$ 120,865	$ 120,865
1454	610000963	376.4	$ -	$ -	$ -	$ -	$ -	$ -	$ -	$ -	$ -	$ 8,633	$ 8,633	$ 8,633
1455	610000963	380.0	$ -	$ -	$ -	$ -	$ -	$ -	$ -	$ -	$ -	$ 25,900	$ 25,900	$ 25,900
1456	610000964	376.1	$ -	$ -	$ -	$ -	$ -	$ -	$ -	$ -	$ -	$ -	$ -	$ -
1457	610000964	376.2	$ -	$ -	$ -	$ -	$ -	$ -	$ -	$ -	$ -	$ -	$ -	$ -
1458	610000964	376.4	$ -	$ -	$ -	$ -	$ -	$ -	$ -	$ -	$ -	$ -	$ -	$ -
1459	610000964	380.0	$ -	$ -	$ -	$ -	$ -	$ -	$ -	$ -	$ -	$ -	$ -	$ -
1460	610000965	376.1	$ -	$ -	$ -	$ -	$ -	$ -	$ -	$ -	$ -	$ -	$ -	$ -
1461	610000965	376.2	$ -	$ -	$ -	$ -	$ -	$ -	$ -	$ -	$ -	$ -	$ -	$ -
1462	610000965	376.4	$ -	$ -	$ -	$ -	$ -	$ -	$ -	$ -	$ -	$ -	$ -	$ -
1463	610000965	380.0	$ -	$ -	$ -	$ -	$ -	$ -	$ -	$ -	$ -	$ -	$ -	$ -
1464	620000966	376.1	$ -	$ -	$ -	$ -	$ -	$ -	$ -	$ -	$ -	$ -	$ -	$ -
1465	620000966	376.2	$ -	$ -	$ -	$ -	$ -	$ -	$ -	$ -	$ -	$ -	$ -	$ -
1466	620000966	376.4	$ -	$ -	$ -	$ -	$ -	$ -	$ -	$ -	$ -	$ -	$ -	$ -
1467	620000966	380.0	$ -	$ -	$ -	$ -	$ -	$ -	$ -	$ -	$ -	$ -	$ -	$ -
1468	620000967	376.1	$ -	$ -	$ -	$ -	$ -	$ -	$ -	$ -	$ -	$ -	$ -	$ -
1469	620000967	376.2	$ -	$ -	$ -	$ -	$ -	$ -	$ -	$ -	$ -	$ -	$ -	$ -
1470	620000967	376.4	$ -	$ -	$ -	$ -	$ -	$ -	$ -	$ -	$ -	$ -	$ -	$ -
1471	620000967	380.0	$ -	$ -	$ -	$ -	$ -	$ -	$ -	$ -	$ -	$ -	$ -	$ -
1472	610000968	376.1	$ -	$ -	$ -	$ -	$ -	$ -	$ -	$ -	$ -	$ -	$ -	$ -
1473	610000968	376.2	$ -	$ -	$ -	$ -	$ -	$ -	$ -	$ -	$ -	$ -	$ -	$ -

Sponsored by NMGC Witness Erik C. Buchanan

NEW MEXICO GAS COMPANY, INC.

Gross Balances
Base Period - 12 Months Ending March 31, 2023
Future Test Year - 12 Months Ending September 30, 2025

	A	B	Z	AA	AB	AC	AD	AE	AF	AG
1										
2			Balance	Balance	Balance	Balance	Balance	Balance	Balance	Balance
3	Investment Number / Beginning Balance	FERC Account	2/28/2025	3/31/2025	4/30/2025	5/31/2025	6/30/2025	7/31/2025	8/31/2025	9/30/2025
1425	633000953	376.2	$ -	$ -	$ -	$ -	$ -	$ -	$ -	$ -
1426	633000953	376.4	$ -	$ -	$ -	$ -	$ -	$ -	$ -	$ -
1427	633000953	380.0	$ -	$ -	$ -	$ -	$ -	$ -	$ -	$ -
1428	T610000954	367.1	$ -	$ -	$ -	$ -	$ -	$ -	$ -	$ -
1429	T610000954	368.0	$ -	$ -	$ -	$ -	$ -	$ -	$ -	$ -
1430	T610000954	369.0	$ -	$ -	$ -	$ -	$ -	$ -	$ -	$ -
1431	633000955	376.1	$ 1,150,200	$ 1,150,200	$ 1,150,200	$ 1,150,200	$ 1,150,200	$ 1,150,200	$ 1,150,200	$ 1,150,200
1432	633000955	376.2	$ 894,600	$ 894,600	$ 894,600	$ 894,600	$ 894,600	$ 894,600	$ 894,600	$ 894,600
1433	633000955	376.4	$ 511,200	$ 511,200	$ 511,200	$ 511,200	$ 511,200	$ 511,200	$ 511,200	$ 511,200
1434	601000956	391.2	$ -	$ -	$ -	$ -	$ -	$ -	$ -	$ -
1435	601000956	397.0	$ -	$ -	$ -	$ -	$ -	$ -	$ -	$ -
1436	601000956	398.0	$ -	$ -	$ -	$ -	$ -	$ -	$ -	$ -
1437	620000957	376.1	$ -	$ -	$ -	$ -	$ -	$ -	$ -	$ -
1438	620000957	376.2	$ -	$ -	$ -	$ -	$ -	$ -	$ -	$ -
1439	620000957	376.4	$ -	$ -	$ -	$ -	$ -	$ -	$ -	$ -
1440	620000957	380.0	$ -	$ -	$ -	$ -	$ -	$ -	$ -	$ -
1441	611000958	376.2	$ -	$ -	$ -	$ -	$ -	$ -	$ -	$ -
1442	601000959	303.3	$ -	$ -	$ -	$ -	$ -	$ -	$ -	$ -
1443	601000960	303.3	$ 955,663	$ 955,663	$ 955,663	$ 955,663	$ 955,663	$ 955,663	$ 955,663	$ 955,663
1444	610000961	376.1	$ -	$ -	$ -	$ -	$ -	$ -	$ -	$ -
1445	610000961	376.2	$ -	$ -	$ -	$ -	$ -	$ -	$ -	$ -
1446	610000961	376.4	$ -	$ -	$ -	$ -	$ -	$ -	$ -	$ -
1447	610000961	380.0	$ -	$ -	$ -	$ -	$ -	$ -	$ -	$ -
1448	610000962	376.1	$ -	$ -	$ -	$ -	$ -	$ -	$ 55,034	$ 55,034
1449	610000962	376.2	$ -	$ -	$ -	$ -	$ -	$ -	$ 385,237	$ 385,237
1450	610000962	376.4	$ -	$ -	$ -	$ -	$ -	$ -	$ 27,517	$ 27,517
1451	610000962	380.0	$ -	$ -	$ -	$ -	$ -	$ -	$ 82,551	$ 82,551
1452	610000963	376.1	$ 17,266	$ 17,266	$ 17,266	$ 17,266	$ 17,266	$ 17,266	$ 17,266	$ 17,266
1453	610000963	376.2	$ 120,865	$ 120,865	$ 120,865	$ 120,865	$ 120,865	$ 120,865	$ 120,865	$ 120,865
1454	610000963	376.4	$ 8,633	$ 8,633	$ 8,633	$ 8,633	$ 8,633	$ 8,633	$ 8,633	$ 8,633
1455	610000963	380.0	$ 25,900	$ 25,900	$ 25,900	$ 25,900	$ 25,900	$ 25,900	$ 25,900	$ 25,900
1456	610000964	376.1	$ -	$ -	$ -	$ -	$ -	$ -	$ -	$ -
1457	610000964	376.2	$ -	$ -	$ -	$ -	$ -	$ -	$ -	$ -
1458	610000964	376.4	$ -	$ -	$ -	$ -	$ -	$ -	$ -	$ -
1459	610000964	380.0	$ -	$ -	$ -	$ -	$ -	$ -	$ -	$ -
1460	610000965	376.1	$ -	$ -	$ -	$ -	$ -	$ -	$ -	$ -
1461	610000965	376.2	$ -	$ -	$ -	$ -	$ -	$ -	$ -	$ -
1462	610000965	376.4	$ -	$ -	$ -	$ -	$ -	$ -	$ -	$ -
1463	610000965	380.0	$ -	$ -	$ -	$ -	$ -	$ -	$ -	$ -
1464	620000966	376.1	$ -	$ -	$ -	$ -	$ -	$ -	$ -	$ -
1465	620000966	376.2	$ -	$ -	$ -	$ -	$ -	$ -	$ -	$ -
1466	620000966	376.4	$ -	$ -	$ -	$ -	$ -	$ -	$ -	$ -
1467	620000966	380.0	$ -	$ -	$ -	$ -	$ -	$ -	$ -	$ -
1468	620000967	376.1	$ -	$ -	$ -	$ -	$ -	$ -	$ -	$ -
1469	620000967	376.2	$ -	$ -	$ -	$ -	$ -	$ -	$ -	$ -
1470	620000967	376.4	$ -	$ -	$ -	$ -	$ -	$ -	$ -	$ -
1471	620000967	380.0	$ -	$ -	$ -	$ -	$ -	$ -	$ -	$ -
1472	610000968	376.1	$ -	$ -	$ -	$ -	$ -	$ -	$ -	$ -
1473	610000968	376.2	$ -	$ -	$ -	$ -	$ -	$ -	$ -	$ -

Sponsored by NMGC Witness Erik C. Buchanan

NEW MEXICO GAS COMPANY, INC.

Gross Balances
Base Period - 12 Months Ending March 31, 2023
Future Test Year - 12 Months Ending September 30, 2025

	A	B	C	D	E	F	G	H	I	J	K	L	M
1			Adjusted Base Period										
2			Balance	Balance	Balance	Balance	Balance	Balance	Balance	Balance	Balance	Balance	Balance
3	Investment Number / Beginning Balance	FERC Account	3/31/2023	4/30/2023	5/31/2023	6/30/2023	7/31/2023	8/31/2023	9/30/2023	10/31/2023	11/30/2023	12/31/2023	1/31/2024
1474	610000968	376.4	$ -	$ -	$ -	$ -	$ -	$ -	$ -	$ -	$ -	$ -	$ -
1475	610000968	380.0	$ -	$ -	$ -	$ -	$ -	$ -	$ -	$ -	$ -	$ -	$ -
1476	625000969	376.1	$ -	$ 1,016	$ 1,016	$ 1,016	$ 1,016	$ 1,016	$ 1,016	$ 1,016	$ 1,016	$ 1,016	$ 1,016
1477	625000969	376.2	$ -	$ 7,113	$ 7,113	$ 7,113	$ 7,113	$ 7,113	$ 7,113	$ 7,113	$ 7,113	$ 7,113	$ 7,113
1478	625000969	376.4	$ -	$ 508	$ 508	$ 508	$ 508	$ 508	$ 508	$ 508	$ 508	$ 508	$ 508
1479	625000969	380.0	$ -	$ 1,524	$ 1,524	$ 1,524	$ 1,524	$ 1,524	$ 1,524	$ 1,524	$ 1,524	$ 1,524	$ 1,524
1480	T626000971	376.1	$ -	$ -	$ -	$ -	$ -	$ -	$ -	$ -	$ -	$ -	$ -
1481	T626000971	376.2	$ -	$ -	$ -	$ -	$ -	$ -	$ -	$ -	$ -	$ -	$ -
1482	T626000971	376.4	$ -	$ -	$ -	$ -	$ -	$ -	$ -	$ -	$ -	$ -	$ -
1483	T626000971	380.0	$ -	$ -	$ -	$ -	$ -	$ -	$ -	$ -	$ -	$ -	$ -
1484	660000975	376.1	$ -	$ -	$ -	$ -	$ -	$ -	$ -	$ -	$ -	$ -	$ -
1485	660000975	376.2	$ -	$ -	$ -	$ -	$ -	$ -	$ -	$ -	$ -	$ -	$ -
1486	660000975	376.4	$ -	$ -	$ -	$ -	$ -	$ -	$ -	$ -	$ -	$ -	$ -
1487	660000975	380.0	$ -	$ -	$ -	$ -	$ -	$ -	$ -	$ -	$ -	$ -	$ -
1488	T626000976	367.1	$ -	$ -	$ -	$ -	$ -	$ -	$ -	$ -	$ -	$ -	$ -
1489	T626000976	368.0	$ -	$ -	$ -	$ -	$ -	$ -	$ -	$ -	$ -	$ -	$ -
1490	T626000976	369.0	$ -	$ -	$ -	$ -	$ -	$ -	$ -	$ -	$ -	$ -	$ -
1491	601000977	392.0	$ -	$ -	$ -	$ -	$ -	$ -	$ -	$ -	$ -	$ -	$ -
1492	601000977	392.1	$ -	$ -	$ -	$ -	$ -	$ -	$ -	$ -	$ -	$ -	$ -
1493	601000977	392.2	$ -	$ -	$ -	$ -	$ -	$ -	$ -	$ -	$ -	$ -	$ -
1494	601000977	392.3	$ -	$ -	$ -	$ -	$ -	$ -	$ -	$ -	$ -	$ -	$ -
1495	626000978	376.1	$ -	$ -	$ -	$ -	$ -	$ -	$ -	$ -	$ -	$ -	$ -
1496	626000978	376.2	$ -	$ -	$ -	$ -	$ -	$ -	$ -	$ -	$ -	$ -	$ -
1497	626000978	376.4	$ -	$ -	$ -	$ -	$ -	$ -	$ -	$ -	$ -	$ -	$ -
1498	601000979	393.0	$ -	$ -	$ -	$ -	$ -	$ -	$ -	$ -	$ -	$ -	$ -
1499	601000979	396.0	$ -	$ -	$ -	$ -	$ -	$ -	$ -	$ -	$ -	$ -	$ -
1500	660000980	376.1	$ -	$ -	$ -	$ -	$ -	$ -	$ -	$ -	$ -	$ -	$ -
1501	660000980	376.2	$ -	$ -	$ -	$ -	$ -	$ -	$ -	$ -	$ -	$ -	$ -
1502	660000980	376.4	$ -	$ -	$ -	$ -	$ -	$ -	$ -	$ -	$ -	$ -	$ -
1503	660000980	380.0	$ -	$ -	$ -	$ -	$ -	$ -	$ -	$ -	$ -	$ -	$ -
1504	T680000981	368.0	$ -	$ -	$ -	$ -	$ -	$ -	$ -	$ -	$ -	$ -	$ -
1505	T680000981	369.0	$ -	$ -	$ -	$ -	$ -	$ -	$ -	$ -	$ -	$ -	$ -
1506	660000982	376.1	$ -	$ -	$ -	$ -	$ -	$ -	$ -	$ -	$ -	$ -	$ -
1507	660000982	376.2	$ -	$ -	$ -	$ -	$ -	$ -	$ -	$ -	$ -	$ -	$ -
1508	660000982	376.4	$ -	$ -	$ -	$ -	$ -	$ -	$ -	$ -	$ -	$ -	$ -
1509	660000982	380.0	$ -	$ -	$ -	$ -	$ -	$ -	$ -	$ -	$ -	$ -	$ -
1510	660000983	376.1	$ -	$ -	$ -	$ -	$ -	$ -	$ -	$ -	$ -	$ -	$ -
1511	660000983	376.2	$ -	$ -	$ -	$ -	$ -	$ -	$ -	$ -	$ -	$ -	$ -
1512	660000983	376.4	$ -	$ -	$ -	$ -	$ -	$ -	$ -	$ -	$ -	$ -	$ -
1513	660000983	380.0	$ -	$ -	$ -	$ -	$ -	$ -	$ -	$ -	$ -	$ -	$ -
1514	T680000984	368.0	$ -	$ -	$ -	$ -	$ -	$ -	$ -	$ -	$ -	$ -	$ -
1515	T680000984	369.0	$ -	$ -	$ -	$ -	$ -	$ -	$ -	$ -	$ -	$ -	$ -
1516	601000985	392.0	$ -	$ -	$ -	$ 1,373,386	$ 1,373,386	$ 1,373,386	$ 1,788,042	$ 1,788,042	$ 1,788,042	$ 2,347,749	$ 2,347,749
1517	601000985	392.1	$ -	$ -	$ -	$ 220,723	$ 220,723	$ 220,723	$ 287,364	$ 287,364	$ 287,364	$ 377,317	$ 377,317
1518	601000985	392.2	$ -	$ -	$ -	$ 171,673	$ 171,673	$ 171,673	$ 223,505	$ 223,505	$ 223,505	$ 293,469	$ 293,469
1519	601000985	392.3	$ -	$ -	$ -	$ 686,693	$ 686,693	$ 686,693	$ 894,021	$ 894,021	$ 894,021	$ 1,173,875	$ 1,173,875
1520	601000986	393.0	$ -	$ -	$ -	$ 101,310	$ 101,310	$ 101,310	$ 131,035	$ 131,035	$ 131,035	$ 152,757	$ 152,757
1521	601000986	396.0	$ -	$ -	$ -	$ 819,692	$ 819,692	$ 819,692	$ 1,060,189	$ 1,060,189	$ 1,060,189	$ 1,235,940	$ 1,235,940
1522	T680000988	368.0	$ -	$ -	$ -	$ -	$ -	$ -	$ -	$ -	$ -	$ -	$ -

Sponsored by NMGC Witness Erik C. Buchanan

NEW MEXICO GAS COMPANY, INC.

Gross Balances
Base Period - 12 Months Ending March 31, 2023
Future Test Year - 12 Months Ending September 30, 2025

	A	B	N	O	P	Q	R	S	T	U	V	W	X	Y
1														
2			Balance	Balance	Balance	Balance	Balance	Balance	Balance	Balance	Balance	Balance	Balance	Balance
3	Investment Number / Beginning Balance	FERC Account	2/29/2024	3/31/2024	4/30/2024	5/31/2024	6/30/2024	7/31/2024	8/31/2024	9/30/2024	10/31/2024	11/30/2024	12/31/2024	1/31/2025
1474	610000968	376.4	$ -	$ -	$ -	$ -	$ -	$ -	$ -	$ -	$ -	$ -	$ -	$ -
1475	610000968	380.0	$ -	$ -	$ -	$ -	$ -	$ -	$ -	$ -	$ -	$ -	$ -	$ -
1476	625000969	376.1	$ 1,016	$ 1,016	$ 1,016	$ 1,016	$ 1,016	$ 1,016	$ 1,016	$ 1,016	$ 1,016	$ 1,016	$ 1,016	$ 1,016
1477	625000969	376.2	$ 7,113	$ 7,113	$ 7,113	$ 7,113	$ 7,113	$ 7,113	$ 7,113	$ 7,113	$ 7,113	$ 7,113	$ 7,113	$ 7,113
1478	625000969	376.4	$ 508	$ 508	$ 508	$ 508	$ 508	$ 508	$ 508	$ 508	$ 508	$ 508	$ 508	$ 508
1479	625000969	380.0	$ 1,524	$ 1,524	$ 1,524	$ 1,524	$ 1,524	$ 1,524	$ 1,524	$ 1,524	$ 1,524	$ 1,524	$ 1,524	$ 1,524
1480	T626000971	376.1	$ -	$ -	$ -	$ -	$ -	$ -	$ -	$ -	$ -	$ -	$ -	$ -
1481	T626000971	376.2	$ -	$ -	$ -	$ -	$ -	$ -	$ -	$ -	$ -	$ -	$ -	$ -
1482	T626000971	376.4	$ -	$ -	$ -	$ -	$ -	$ -	$ -	$ -	$ -	$ -	$ -	$ -
1483	T626000971	380.0	$ -	$ -	$ -	$ -	$ -	$ -	$ -	$ -	$ -	$ -	$ -	$ -
1484	660000975	376.1	$ -	$ -	$ -	$ -	$ -	$ -	$ -	$ -	$ -	$ -	$ -	$ -
1485	660000975	376.2	$ -	$ -	$ -	$ -	$ -	$ -	$ -	$ -	$ -	$ -	$ -	$ -
1486	660000975	376.4	$ -	$ -	$ -	$ -	$ -	$ -	$ -	$ -	$ -	$ -	$ -	$ -
1487	660000975	380.0	$ -	$ -	$ -	$ -	$ -	$ -	$ -	$ -	$ -	$ -	$ -	$ -
1488	T626000976	367.1	$ -	$ -	$ -	$ -	$ -	$ -	$ -	$ -	$ -	$ -	$ -	$ -
1489	T626000976	368.0	$ -	$ -	$ -	$ -	$ -	$ -	$ -	$ -	$ -	$ -	$ -	$ -
1490	T626000976	369.0	$ -	$ -	$ -	$ -	$ -	$ -	$ -	$ -	$ -	$ -	$ -	$ -
1491	601000977	392.0	$ -	$ -	$ -	$ -	$ -	$ -	$ -	$ -	$ -	$ -	$ -	$ -
1492	601000977	392.1	$ -	$ -	$ -	$ -	$ -	$ -	$ -	$ -	$ -	$ -	$ -	$ -
1493	601000977	392.2	$ -	$ -	$ -	$ -	$ -	$ -	$ -	$ -	$ -	$ -	$ -	$ -
1494	601000977	392.3	$ -	$ -	$ -	$ -	$ -	$ -	$ -	$ -	$ -	$ -	$ -	$ -
1495	626000978	376.1	$ -	$ -	$ -	$ -	$ -	$ -	$ -	$ -	$ -	$ -	$ -	$ -
1496	626000978	376.2	$ -	$ -	$ -	$ -	$ -	$ -	$ -	$ -	$ -	$ -	$ -	$ -
1497	626000978	376.4	$ -	$ -	$ -	$ -	$ -	$ -	$ -	$ -	$ -	$ -	$ -	$ -
1498	601000979	393.0	$ -	$ -	$ -	$ -	$ -	$ -	$ -	$ -	$ -	$ -	$ -	$ -
1499	601000979	396.0	$ -	$ -	$ -	$ -	$ -	$ -	$ -	$ -	$ -	$ -	$ -	$ -
1500	660000980	376.1	$ -	$ -	$ -	$ -	$ -	$ -	$ -	$ -	$ -	$ -	$ -	$ -
1501	660000980	376.2	$ -	$ -	$ -	$ -	$ -	$ -	$ -	$ -	$ -	$ -	$ -	$ -
1502	660000980	376.4	$ -	$ -	$ -	$ -	$ -	$ -	$ -	$ -	$ -	$ -	$ -	$ -
1503	660000980	380.0	$ -	$ -	$ -	$ -	$ -	$ -	$ -	$ -	$ -	$ -	$ -	$ -
1504	T680000981	368.0	$ -	$ -	$ -	$ -	$ -	$ -	$ -	$ -	$ -	$ -	$ -	$ -
1505	T680000981	369.0	$ -	$ -	$ -	$ -	$ -	$ -	$ -	$ -	$ -	$ -	$ -	$ -
1506	660000982	376.1	$ -	$ -	$ -	$ -	$ -	$ -	$ -	$ -	$ -	$ -	$ -	$ -
1507	660000982	376.2	$ -	$ -	$ -	$ -	$ -	$ -	$ -	$ -	$ -	$ -	$ -	$ -
1508	660000982	376.4	$ -	$ -	$ -	$ -	$ -	$ -	$ -	$ -	$ -	$ -	$ -	$ -
1509	660000982	380.0	$ -	$ -	$ -	$ -	$ -	$ -	$ -	$ -	$ -	$ -	$ -	$ -
1510	660000983	376.1	$ -	$ -	$ -	$ -	$ -	$ -	$ -	$ -	$ -	$ -	$ -	$ -
1511	660000983	376.2	$ -	$ -	$ -	$ -	$ -	$ -	$ -	$ -	$ -	$ -	$ -	$ -
1512	660000983	376.4	$ -	$ -	$ -	$ -	$ -	$ -	$ -	$ -	$ -	$ -	$ -	$ -
1513	660000983	380.0	$ -	$ -	$ -	$ -	$ -	$ -	$ -	$ -	$ -	$ -	$ -	$ -
1514	T680000984	368.0	$ -	$ -	$ -	$ -	$ -	$ -	$ -	$ -	$ -	$ -	$ -	$ -
1515	T680000984	369.0	$ -	$ -	$ -	$ -	$ -	$ -	$ -	$ -	$ -	$ -	$ -	$ -
1516	601000985	392.0	$ 2,347,749	$ 2,691,248	$ 2,691,248	$ 2,691,248	$ 3,209,396	$ 3,209,396	$ 3,209,396	$ 3,731,022	$ 3,731,022	$ 3,731,022	$ 4,431,935	$ 4,431,935
1517	601000985	392.1	$ 377,317	$ 432,522	$ 432,522	$ 432,522	$ 515,796	$ 515,796	$ 515,796	$ 599,629	$ 599,629	$ 599,629	$ 712,275	$ 712,275
1518	601000985	392.2	$ 293,469	$ 336,406	$ 336,406	$ 336,406	$ 401,174	$ 401,174	$ 401,174	$ 466,378	$ 466,378	$ 466,378	$ 553,992	$ 553,992
1519	601000985	392.3	$ 1,173,875	$ 1,345,624	$ 1,345,624	$ 1,345,624	$ 1,604,698	$ 1,604,698	$ 1,604,698	$ 1,865,511	$ 1,865,511	$ 1,865,511	$ 2,215,968	$ 2,215,968
1520	601000986	393.0	$ 152,757	$ 163,697	$ 163,697	$ 163,697	$ 180,107	$ 180,107	$ 180,107	$ 196,517	$ 196,517	$ 196,517	$ 218,397	$ 218,397
1521	601000986	396.0	$ 1,235,940	$ 1,324,455	$ 1,324,455	$ 1,324,455	$ 1,457,227	$ 1,457,227	$ 1,457,227	$ 1,589,999	$ 1,589,999	$ 1,589,999	$ 1,767,029	$ 1,767,029
1522	T680000988	368.0	$ -	$ -	$ -	$ -	$ -	$ -	$ -	$ -	$ -	$ -	$ -	$ -

Sponsored by NMGC Witness Erik C. Buchanan

NEW MEXICO GAS COMPANY, INC.

Gross Balances
Base Period - 12 Months Ending March 31, 2023
Future Test Year - 12 Months Ending September 30, 2025

	A	B	Z	AA	AB	AC	AD	AE	AF	AG
1										
2			Balance	Balance	Balance	Balance	Balance	Balance	Balance	Balance
3	Investment Number / Beginning Balance	FERC Account	2/28/2025	3/31/2025	4/30/2025	5/31/2025	6/30/2025	7/31/2025	8/31/2025	9/30/2025
1474	610000968	376.4	$ -	$ -	$ -	$ -	$ -	$ -	$ -	$ -
1475	610000968	380.0	$ -	$ -	$ -	$ -	$ -	$ -	$ -	$ -
1476	625000969	376.1	$ 1,016	$ 1,016	$ 1,016	$ 1,016	$ 1,016	$ 1,016	$ 1,016	$ 1,016
1477	625000969	376.2	$ 7,113	$ 7,113	$ 7,113	$ 7,113	$ 7,113	$ 7,113	$ 7,113	$ 7,113
1478	625000969	376.4	$ 508	$ 508	$ 508	$ 508	$ 508	$ 508	$ 508	$ 508
1479	625000969	380.0	$ 1,524	$ 1,524	$ 1,524	$ 1,524	$ 1,524	$ 1,524	$ 1,524	$ 1,524
1480	T626000971	376.1	$ -	$ -	$ -	$ -	$ 24,186	$ 24,186	$ 24,186	$ 24,186
1481	T626000971	376.2	$ -	$ -	$ -	$ -	$ 169,303	$ 169,303	$ 169,303	$ 169,303
1482	T626000971	376.4	$ -	$ -	$ -	$ -	$ 12,093	$ 12,093	$ 12,093	$ 12,093
1483	T626000971	380.0	$ -	$ -	$ -	$ -	$ 36,279	$ 36,279	$ 36,279	$ 36,279
1484	660000975	376.1	$ -	$ -	$ -	$ -	$ -	$ -	$ -	$ -
1485	660000975	376.2	$ -	$ -	$ -	$ -	$ -	$ -	$ -	$ -
1486	660000975	376.4	$ -	$ -	$ -	$ -	$ -	$ -	$ -	$ -
1487	660000975	380.0	$ -	$ -	$ -	$ -	$ -	$ -	$ -	$ -
1488	T626000976	367.1	$ -	$ -	$ -	$ -	$ -	$ -	$ -	$ -
1489	T626000976	368.0	$ -	$ -	$ -	$ -	$ -	$ -	$ -	$ -
1490	T626000976	369.0	$ -	$ -	$ -	$ -	$ -	$ -	$ -	$ -
1491	601000977	392.0	$ -	$ -	$ -	$ -	$ -	$ -	$ -	$ -
1492	601000977	392.1	$ -	$ -	$ -	$ -	$ -	$ -	$ -	$ -
1493	601000977	392.2	$ -	$ -	$ -	$ -	$ -	$ -	$ -	$ -
1494	601000977	392.3	$ -	$ -	$ -	$ -	$ -	$ -	$ -	$ -
1495	626000978	376.1	$ -	$ -	$ -	$ -	$ -	$ -	$ -	$ -
1496	626000978	376.2	$ -	$ -	$ -	$ -	$ -	$ -	$ -	$ -
1497	626000978	376.4	$ -	$ -	$ -	$ -	$ -	$ -	$ -	$ -
1498	601000979	393.0	$ -	$ -	$ -	$ -	$ -	$ -	$ -	$ -
1499	601000979	396.0	$ -	$ -	$ -	$ -	$ -	$ -	$ -	$ -
1500	660000980	376.1	$ -	$ -	$ -	$ -	$ -	$ -	$ -	$ -
1501	660000980	376.2	$ -	$ -	$ -	$ -	$ -	$ -	$ -	$ -
1502	660000980	376.4	$ -	$ -	$ -	$ -	$ -	$ -	$ -	$ -
1503	660000980	380.0	$ -	$ -	$ -	$ -	$ -	$ -	$ -	$ -
1504	T680000981	368.0	$ -	$ -	$ -	$ -	$ -	$ -	$ -	$ -
1505	T680000981	369.0	$ -	$ -	$ -	$ -	$ -	$ -	$ -	$ -
1506	660000982	376.1	$ -	$ -	$ -	$ -	$ -	$ -	$ -	$ -
1507	660000982	376.2	$ -	$ -	$ -	$ -	$ -	$ -	$ -	$ -
1508	660000982	376.4	$ -	$ -	$ -	$ -	$ -	$ -	$ -	$ -
1509	660000982	380.0	$ -	$ -	$ -	$ -	$ -	$ -	$ -	$ -
1510	660000983	376.1	$ -	$ -	$ -	$ -	$ -	$ -	$ -	$ -
1511	660000983	376.2	$ -	$ -	$ -	$ -	$ -	$ -	$ -	$ -
1512	660000983	376.4	$ -	$ -	$ -	$ -	$ -	$ -	$ -	$ -
1513	660000983	380.0	$ -	$ -	$ -	$ -	$ -	$ -	$ -	$ -
1514	T680000984	368.0	$ -	$ -	$ -	$ -	$ -	$ -	$ -	$ -
1515	T680000984	369.0	$ -	$ -	$ -	$ -	$ -	$ -	$ -	$ -
1516	601000985	392.0	$ 4,431,935	$ 4,747,607	$ 4,747,607	$ 4,747,607	$ 5,224,584	$ 5,224,584	$ 5,224,584	$ 5,705,723
1517	601000985	392.1	$ 712,275	$ 763,008	$ 763,008	$ 763,008	$ 839,665	$ 839,665	$ 839,665	$ 916,991
1518	601000985	392.2	$ 553,992	$ 593,451	$ 593,451	$ 593,451	$ 653,073	$ 653,073	$ 653,073	$ 713,215
1519	601000985	392.3	$ 2,215,968	$ 2,373,804	$ 2,373,804	$ 2,373,804	$ 2,612,292	$ 2,612,292	$ 2,612,292	$ 2,852,861
1520	601000986	393.0	$ 218,397	$ 229,373	$ 229,373	$ 229,373	$ 245,837	$ 245,837	$ 245,837	$ 262,301
1521	601000986	396.0	$ 1,767,029	$ 1,855,836	$ 1,855,836	$ 1,855,836	$ 1,989,047	$ 1,989,047	$ 1,989,047	$ 2,122,257
1522	T680000988	368.0	$ -	$ -	$ -	$ -	$ -	$ -	$ -	$ -

Sponsored by NMGC Witness Erik C. Buchanan

NEW MEXICO GAS COMPANY, INC.

Gross Balances
Base Period - 12 Months Ending March 31, 2023
Future Test Year - 12 Months Ending September 30, 2025

	A	B	C	D	E	F	G	H	I	J	K	L	M
1			Adjusted Base Period										
2			Balance	Balance	Balance	Balance	Balance	Balance	Balance	Balance	Balance	Balance	Balance
3	Investment Number / Beginning Balance	FERC Account	3/31/2023	4/30/2023	5/31/2023	6/30/2023	7/31/2023	8/31/2023	9/30/2023	10/31/2023	11/30/2023	12/31/2023	1/31/2024
1523	T680000988	369.0	$ -	$ -	$ -	$ -	$ -	$ -	$ -	$ -	$ -	$ -	$ -
1524	T680000989	368.0	$ -	$ -	$ -	$ -	$ -	$ -	$ -	$ -	$ -	$ -	$ -
1525	T680000989	369.0	$ -	$ -	$ -	$ -	$ -	$ -	$ -	$ -	$ -	$ -	$ -
1526	T624000990	367.1	$ -	$ -	$ -	$ -	$ -	$ -	$ -	$ -	$ -	$ -	$ -
1527	T624000990	368.0	$ -	$ -	$ -	$ -	$ -	$ -	$ -	$ -	$ -	$ -	$ -
1528	T624000990	369.0	$ -	$ -	$ -	$ -	$ -	$ -	$ -	$ -	$ -	$ -	$ -
1529	T610000991	367.1	$ -	$ -	$ -	$ -	$ -	$ -	$ -	$ -	$ -	$ -	$ -
1530	T610000991	368.0	$ -	$ -	$ -	$ -	$ -	$ -	$ -	$ -	$ -	$ -	$ -
1531	T610000991	369.0	$ -	$ -	$ -	$ -	$ -	$ -	$ -	$ -	$ -	$ -	$ -
1532	T610000992	367.1	$ -	$ -	$ -	$ -	$ -	$ -	$ -	$ -	$ -	$ -	$ -
1533	T610000992	368.0	$ -	$ -	$ -	$ -	$ -	$ -	$ -	$ -	$ -	$ -	$ -
1534	T610000992	369.0	$ -	$ -	$ -	$ -	$ -	$ -	$ -	$ -	$ -	$ -	$ -
1535	T680000993	367.1	$ -	$ -	$ -	$ -	$ -	$ -	$ -	$ -	$ -	$ -	$ -
1536	T680000993	368.0	$ -	$ -	$ -	$ -	$ -	$ -	$ -	$ -	$ -	$ -	$ -
1537	T680000993	369.0	$ -	$ -	$ -	$ -	$ -	$ -	$ -	$ -	$ -	$ -	$ -
1538	T660000994	368.0	$ -	$ -	$ -	$ -	$ -	$ -	$ -	$ -	$ -	$ -	$ -
1539	T660000994	369.0	$ -	$ -	$ -	$ -	$ -	$ -	$ -	$ -	$ -	$ -	$ -
1540	629000995	376.1	$ -	$ -	$ -	$ -	$ -	$ -	$ -	$ 54,727	$ 54,727	$ 54,727	$ 54,727
1541	629000995	376.2	$ -	$ -	$ -	$ -	$ -	$ -	$ -	$ 383,088	$ 383,088	$ 383,088	$ 383,088
1542	629000995	376.4	$ -	$ -	$ -	$ -	$ -	$ -	$ -	$ 27,363	$ 27,363	$ 27,363	$ 27,363
1543	629000995	380.0	$ -	$ -	$ -	$ -	$ -	$ -	$ -	$ 82,090	$ 82,090	$ 82,090	$ 82,090
1544	660000996	376.1	$ -	$ -	$ -	$ -	$ -	$ -	$ -	$ -	$ -	$ -	$ -
1545	660000996	376.2	$ -	$ -	$ -	$ -	$ -	$ -	$ -	$ -	$ -	$ -	$ -
1546	660000996	376.4	$ -	$ -	$ -	$ -	$ -	$ -	$ -	$ -	$ -	$ -	$ -
1547	660000996	380.0	$ -	$ -	$ -	$ -	$ -	$ -	$ -	$ -	$ -	$ -	$ -
1548	685000997	376.1	$ -	$ -	$ -	$ -	$ -	$ -	$ -	$ -	$ -	$ -	$ -
1549	685000997	376.2	$ -	$ -	$ -	$ -	$ -	$ -	$ -	$ -	$ -	$ -	$ -
1550	685000997	376.4	$ -	$ -	$ -	$ -	$ -	$ -	$ -	$ -	$ -	$ -	$ -
1551	601000998	303.3	$ -	$ -	$ -	$ -	$ -	$ -	$ -	$ -	$ -	$ -	$ -
1552	T680000999	367.3	$ -	$ -	$ -	$ -	$ -	$ -	$ -	$ -	$ -	$ -	$ -
1553	T680001000	367.1	$ -	$ -	$ -	$ -	$ -	$ -	$ -	$ -	$ 1,734,887	$ 1,734,887	$ 1,734,887
1554	T680001000	368.0	$ -	$ -	$ -	$ -	$ -	$ -	$ -	$ -	$ 247,841	$ 247,841	$ 247,841
1555	T680001000	369.0	$ -	$ -	$ -	$ -	$ -	$ -	$ -	$ -	$ 495,682	$ 495,682	$ 495,682
1556	660001001	376.1	$ -	$ -	$ -	$ -	$ -	$ -	$ -	$ -	$ -	$ -	$ -
1557	660001001	376.2	$ -	$ -	$ -	$ -	$ -	$ -	$ -	$ -	$ -	$ -	$ -
1558	660001001	376.4	$ -	$ -	$ -	$ -	$ -	$ -	$ -	$ -	$ -	$ -	$ -
1559	660001001	380.0	$ -	$ -	$ -	$ -	$ -	$ -	$ -	$ -	$ -	$ -	$ -
1560	T624001002	367.1	$ -	$ -	$ -	$ -	$ -	$ -	$ -	$ -	$ -	$ -	$ -
1561	T624001002	368.0	$ -	$ -	$ -	$ -	$ -	$ -	$ -	$ -	$ -	$ -	$ -
1562	T624001002	369.0	$ -	$ -	$ -	$ -	$ -	$ -	$ -	$ -	$ -	$ -	$ -
1563	T660001003	367.1	$ -	$ -	$ -	$ -	$ -	$ -	$ -	$ -	$ -	$ -	$ -
1564	T660001003	368.0	$ -	$ -	$ -	$ -	$ -	$ -	$ -	$ -	$ -	$ -	$ -
1565	T660001003	369.0	$ -	$ -	$ -	$ -	$ -	$ -	$ -	$ -	$ -	$ -	$ -
1566	T624001004	367.1	$ -	$ -	$ -	$ -	$ -	$ -	$ -	$ -	$ -	$ -	$ -
1567	T624001004	368.0	$ -	$ -	$ -	$ -	$ -	$ -	$ -	$ -	$ -	$ -	$ -
1568	T624001004	369.0	$ -	$ -	$ -	$ -	$ -	$ -	$ -	$ -	$ -	$ -	$ -
1569	T610001005	367.1	$ -	$ -	$ -	$ -	$ -	$ -	$ -	$ -	$ -	$ -	$ -
1570	T610001005	368.0	$ -	$ -	$ -	$ -	$ -	$ -	$ -	$ -	$ -	$ -	$ -
1571	T610001005	369.0	$ -	$ -	$ -	$ -	$ -	$ -	$ -	$ -	$ -	$ -	$ -

Sponsored by NMGC Witness Erik C. Buchanan

NEW MEXICO GAS COMPANY, INC.

Gross Balances
Base Period - 12 Months Ending March 31, 2023
Future Test Year - 12 Months Ending September 30, 2025

	A	B	N	O	P	Q	R	S	T	U	V	W	X	Y
1														
2			Balance	Balance	Balance	Balance	Balance	Balance	Balance	Balance	Balance	Balance	Balance	Balance
3	Investment Number / Beginning Balance	FERC Account	2/29/2024	3/31/2024	4/30/2024	5/31/2024	6/30/2024	7/31/2024	8/31/2024	9/30/2024	10/31/2024	11/30/2024	12/31/2024	1/31/2025
1523	T680000988	369.0	$ -	$ -	$ -	$ -	$ -	$ -	$ -	$ -	$ -	$ -	$ -	$ -
1524	T680000989	368.0	$ -	$ -	$ -	$ -	$ -	$ -	$ -	$ -	$ -	$ -	$ -	$ -
1525	T680000989	369.0	$ -	$ -	$ -	$ -	$ -	$ -	$ -	$ -	$ -	$ -	$ -	$ -
1526	T624000990	367.1	$ -	$ -	$ -	$ -	$ -	$ -	$ -	$ -	$ -	$ -	$ -	$ -
1527	T624000990	368.0	$ -	$ -	$ -	$ -	$ -	$ -	$ -	$ -	$ -	$ -	$ -	$ -
1528	T624000990	369.0	$ -	$ -	$ -	$ -	$ -	$ -	$ -	$ -	$ -	$ -	$ -	$ -
1529	T610000991	367.1	$ -	$ -	$ -	$ -	$ -	$ -	$ -	$ -	$ -	$ -	$ -	$ -
1530	T610000991	368.0	$ -	$ -	$ -	$ -	$ -	$ -	$ -	$ -	$ -	$ -	$ -	$ -
1531	T610000991	369.0	$ -	$ -	$ -	$ -	$ -	$ -	$ -	$ -	$ -	$ -	$ -	$ -
1532	T610000992	367.1	$ -	$ -	$ -	$ -	$ -	$ -	$ -	$ -	$ -	$ -	$ -	$ -
1533	T610000992	368.0	$ -	$ -	$ -	$ -	$ -	$ -	$ -	$ -	$ -	$ -	$ -	$ -
1534	T610000992	369.0	$ -	$ -	$ -	$ -	$ -	$ -	$ -	$ -	$ -	$ -	$ -	$ -
1535	T680000993	367.1	$ -	$ -	$ -	$ -	$ -	$ -	$ -	$ -	$ -	$ -	$ -	$ -
1536	T680000993	368.0	$ -	$ -	$ -	$ -	$ -	$ -	$ -	$ -	$ -	$ -	$ -	$ -
1537	T680000993	369.0	$ -	$ -	$ -	$ -	$ -	$ -	$ -	$ -	$ -	$ -	$ -	$ -
1538	T660000994	368.0	$ -	$ -	$ -	$ -	$ -	$ -	$ -	$ -	$ -	$ -	$ -	$ -
1539	T660000994	369.0	$ -	$ -	$ -	$ -	$ -	$ -	$ -	$ -	$ -	$ -	$ -	$ -
1540	629000995	376.1	$ 54,727	$ 54,727	$ 54,727	$ 54,727	$ 54,727	$ 54,727	$ 54,727	$ 54,727	$ 54,727	$ 54,727	$ 54,727	$ 54,727
1541	629000995	376.2	$ 383,088	$ 383,088	$ 383,088	$ 383,088	$ 383,088	$ 383,088	$ 383,088	$ 383,088	$ 383,088	$ 383,088	$ 383,088	$ 383,088
1542	629000995	376.4	$ 27,363	$ 27,363	$ 27,363	$ 27,363	$ 27,363	$ 27,363	$ 27,363	$ 27,363	$ 27,363	$ 27,363	$ 27,363	$ 27,363
1543	629000995	380.0	$ 82,090	$ 82,090	$ 82,090	$ 82,090	$ 82,090	$ 82,090	$ 82,090	$ 82,090	$ 82,090	$ 82,090	$ 82,090	$ 82,090
1544	660000996	376.1	$ -	$ -	$ -	$ -	$ -	$ -	$ -	$ -	$ -	$ -	$ -	$ -
1545	660000996	376.2	$ -	$ -	$ -	$ -	$ -	$ -	$ -	$ -	$ -	$ -	$ -	$ -
1546	660000996	376.4	$ -	$ -	$ -	$ -	$ -	$ -	$ -	$ -	$ -	$ -	$ -	$ -
1547	660000996	380.0	$ -	$ -	$ -	$ -	$ -	$ -	$ -	$ -	$ -	$ -	$ -	$ -
1548	685000997	376.1	$ -	$ -	$ -	$ -	$ -	$ -	$ -	$ -	$ -	$ -	$ -	$ 0
1549	685000997	376.2	$ -	$ -	$ -	$ -	$ -	$ -	$ -	$ -	$ -	$ -	$ -	$ 0
1550	685000997	376.4	$ -	$ -	$ -	$ -	$ -	$ -	$ -	$ -	$ -	$ -	$ -	$ 0
1551	601000998	303.3	$ -	$ -	$ -	$ -	$ -	$ -	$ -	$ -	$ -	$ -	$ -	$ -
1552	T680000999	367.3	$ -	$ -	$ -	$ -	$ -	$ -	$ -	$ -	$ -	$ -	$ -	$ -
1553	T680001000	367.1	$ 1,734,887	$ 1,734,887	$ 1,734,887	$ 1,734,887	$ 1,734,887	$ 1,734,887	$ 1,734,887	$ 1,734,887	$ 1,734,887	$ 1,734,887	$ 1,734,887	$ 1,734,887
1554	T680001000	368.0	$ 247,841	$ 247,841	$ 247,841	$ 247,841	$ 247,841	$ 247,841	$ 247,841	$ 247,841	$ 247,841	$ 247,841	$ 247,841	$ 247,841
1555	T680001000	369.0	$ 495,682	$ 495,682	$ 495,682	$ 495,682	$ 495,682	$ 495,682	$ 495,682	$ 495,682	$ 495,682	$ 495,682	$ 495,682	$ 495,682
1556	660001001	376.1	$ -	$ -	$ -	$ -	$ -	$ -	$ -	$ -	$ -	$ -	$ -	$ -
1557	660001001	376.2	$ -	$ -	$ -	$ -	$ -	$ -	$ -	$ -	$ -	$ -	$ -	$ -
1558	660001001	376.4	$ -	$ -	$ -	$ -	$ -	$ -	$ -	$ -	$ -	$ -	$ -	$ -
1559	660001001	380.0	$ -	$ -	$ -	$ -	$ -	$ -	$ -	$ -	$ -	$ -	$ -	$ -
1560	T624001002	367.1	$ -	$ -	$ -	$ -	$ -	$ -	$ -	$ -	$ -	$ -	$ -	$ -
1561	T624001002	368.0	$ -	$ -	$ -	$ -	$ -	$ -	$ -	$ -	$ -	$ -	$ -	$ -
1562	T624001002	369.0	$ -	$ -	$ -	$ -	$ -	$ -	$ -	$ -	$ -	$ -	$ -	$ -
1563	T660001003	367.1	$ -	$ -	$ -	$ -	$ -	$ -	$ -	$ -	$ -	$ -	$ -	$ -
1564	T660001003	368.0	$ -	$ -	$ -	$ -	$ -	$ -	$ -	$ -	$ -	$ -	$ -	$ -
1565	T660001003	369.0	$ -	$ -	$ -	$ -	$ -	$ -	$ -	$ -	$ -	$ -	$ -	$ -
1566	T624001004	367.1	$ -	$ -	$ -	$ -	$ -	$ -	$ -	$ -	$ -	$ -	$ -	$ -
1567	T624001004	368.0	$ -	$ -	$ -	$ -	$ -	$ -	$ -	$ -	$ -	$ -	$ -	$ -
1568	T624001004	369.0	$ -	$ -	$ -	$ -	$ -	$ -	$ -	$ -	$ -	$ -	$ -	$ -
1569	T610001005	367.1	$ -	$ -	$ -	$ -	$ -	$ -	$ -	$ -	$ -	$ -	$ -	$ -
1570	T610001005	368.0	$ -	$ -	$ -	$ -	$ -	$ -	$ -	$ -	$ -	$ -	$ -	$ -
1571	T610001005	369.0	$ -	$ -	$ -	$ -	$ -	$ -	$ -	$ -	$ -	$ -	$ -	$ -

Sponsored by NMGC Witness Erik C. Buchanan

NEW MEXICO GAS COMPANY, INC.

Gross Balances
Base Period - 12 Months Ending March 31, 2023
Future Test Year - 12 Months Ending September 30, 2025

	A	B	Z	AA	AB	AC	AD	AE	AF	AG
1										
2			Balance	Balance	Balance	Balance	Balance	Balance	Balance	Balance
3	Investment Number / Beginning Balance	FERC Account	2/28/2025	3/31/2025	4/30/2025	5/31/2025	6/30/2025	7/31/2025	8/31/2025	9/30/2025
1523	T680000988	369.0	$ -	$ -	$ -	$ -	$ -	$ -	$ -	$ -
1524	T680000989	368.0	$ -	$ -	$ -	$ -	$ -	$ -	$ -	$ -
1525	T680000989	369.0	$ -	$ -	$ -	$ -	$ -	$ -	$ -	$ -
1526	T624000990	367.1	$ -	$ -	$ -	$ 357,039	$ 357,039	$ 357,039	$ 357,039	$ 357,039
1527	T624000990	368.0	$ -	$ -	$ -	$ 51,006	$ 51,006	$ 51,006	$ 51,006	$ 51,006
1528	T624000990	369.0	$ -	$ -	$ -	$ 102,011	$ 102,011	$ 102,011	$ 102,011	$ 102,011
1529	T610000991	367.1	$ -	$ -	$ -	$ -	$ -	$ -	$ -	$ -
1530	T610000991	368.0	$ -	$ -	$ -	$ -	$ -	$ -	$ -	$ -
1531	T610000991	369.0	$ -	$ -	$ -	$ -	$ -	$ -	$ -	$ -
1532	T610000992	367.1	$ -	$ -	$ -	$ -	$ -	$ -	$ -	$ -
1533	T610000992	368.0	$ -	$ -	$ -	$ -	$ -	$ -	$ -	$ -
1534	T610000992	369.0	$ -	$ -	$ -	$ -	$ -	$ -	$ -	$ -
1535	T680000993	367.1	$ -	$ -	$ -	$ -	$ -	$ -	$ -	$ -
1536	T680000993	368.0	$ -	$ -	$ -	$ -	$ -	$ -	$ -	$ -
1537	T680000993	369.0	$ -	$ -	$ -	$ -	$ -	$ -	$ -	$ -
1538	T660000994	368.0	$ -	$ -	$ -	$ -	$ -	$ -	$ -	$ -
1539	T660000994	369.0	$ -	$ -	$ -	$ -	$ -	$ -	$ -	$ -
1540	629000995	376.1	$ 54,727	$ 54,727	$ 54,727	$ 54,727	$ 54,727	$ 54,727	$ 54,727	$ 54,727
1541	629000995	376.2	$ 383,088	$ 383,088	$ 383,088	$ 383,088	$ 383,088	$ 383,088	$ 383,088	$ 383,088
1542	629000995	376.4	$ 27,363	$ 27,363	$ 27,363	$ 27,363	$ 27,363	$ 27,363	$ 27,363	$ 27,363
1543	629000995	380.0	$ 82,090	$ 82,090	$ 82,090	$ 82,090	$ 82,090	$ 82,090	$ 82,090	$ 82,090
1544	660000996	376.1	$ -	$ -	$ -	$ -	$ -	$ -	$ -	$ -
1545	660000996	376.2	$ -	$ -	$ -	$ -	$ -	$ -	$ -	$ -
1546	660000996	376.4	$ -	$ -	$ -	$ -	$ -	$ -	$ -	$ -
1547	660000996	380.0	$ -	$ -	$ -	$ -	$ -	$ -	$ -	$ -
1548	685000997	376.1	$ 0	$ 0	$ 0	$ 0	$ 0	$ 0	$ 0	$ 0
1549	685000997	376.2	$ 0	$ 0	$ 0	$ 0	$ 0	$ 0	$ 0	$ 0
1550	685000997	376.4	$ 0	$ 0	$ 0	$ 0	$ 0	$ 0	$ 0	$ 0
1551	601000998	303.3	$ -	$ -	$ -	$ -	$ -	$ -	$ -	$ -
1552	T680000999	367.3	$ -	$ -	$ -	$ -	$ -	$ -	$ -	$ -
1553	T680001000	367.1	$ 1,734,887	$ 1,734,887	$ 1,734,887	$ 1,734,887	$ 1,734,887	$ 1,734,887	$ 1,734,887	$ 1,734,887
1554	T680001000	368.0	$ 247,841	$ 247,841	$ 247,841	$ 247,841	$ 247,841	$ 247,841	$ 247,841	$ 247,841
1555	T680001000	369.0	$ 495,682	$ 495,682	$ 495,682	$ 495,682	$ 495,682	$ 495,682	$ 495,682	$ 495,682
1556	660001001	376.1	$ -	$ -	$ -	$ -	$ -	$ -	$ -	$ -
1557	660001001	376.2	$ -	$ -	$ -	$ -	$ -	$ -	$ -	$ -
1558	660001001	376.4	$ -	$ -	$ -	$ -	$ -	$ -	$ -	$ -
1559	660001001	380.0	$ -	$ -	$ -	$ -	$ -	$ -	$ -	$ -
1560	T624001002	367.1	$ -	$ -	$ -	$ -	$ -	$ -	$ -	$ -
1561	T624001002	368.0	$ -	$ -	$ -	$ -	$ -	$ -	$ -	$ -
1562	T624001002	369.0	$ -	$ -	$ -	$ -	$ -	$ -	$ -	$ -
1563	T660001003	367.1	$ -	$ -	$ -	$ -	$ -	$ -	$ -	$ -
1564	T660001003	368.0	$ -	$ -	$ -	$ -	$ -	$ -	$ -	$ -
1565	T660001003	369.0	$ -	$ -	$ -	$ -	$ -	$ -	$ -	$ -
1566	T624001004	367.1	$ -	$ -	$ -	$ -	$ -	$ -	$ -	$ -
1567	T624001004	368.0	$ -	$ -	$ -	$ -	$ -	$ -	$ -	$ -
1568	T624001004	369.0	$ -	$ -	$ -	$ -	$ -	$ -	$ -	$ -
1569	T610001005	367.1	$ -	$ -	$ -	$ -	$ -	$ -	$ -	$ -
1570	T610001005	368.0	$ -	$ -	$ -	$ -	$ -	$ -	$ -	$ -
1571	T610001005	369.0	$ -	$ -	$ -	$ -	$ -	$ -	$ -	$ -

Sponsored by NMGC Witness Erik C. Buchanan

WP Plant 3 Gross Balances

NEW MEXICO GAS COMPANY, INC.

Gross Balances
Base Period - 12 Months Ending March 31, 2023
Future Test Year - 12 Months Ending September 30, 2025

	A	B	C	D	E	F	G	H	I	J	K	L	M
1			Adjusted Base Period										
2			Balance	Balance	Balance	Balance	Balance	Balance	Balance	Balance	Balance	Balance	Balance
3	Investment Number / Beginning Balance	FERC Account	3/31/2023	4/30/2023	5/31/2023	6/30/2023	7/31/2023	8/31/2023	9/30/2023	10/31/2023	11/30/2023	12/31/2023	1/31/2024
1572	T680001006	367.1	$ -	$ -	$ -	$ -	$ -	$ -	$ -	$ -	$ -	$ -	$ -
1573	T680001006	368.0	$ -	$ -	$ -	$ -	$ -	$ -	$ -	$ -	$ -	$ -	$ -
1574	T680001006	369.0	$ -	$ -	$ -	$ -	$ -	$ -	$ -	$ -	$ -	$ -	$ -
1575	T610001007	367.1	$ -	$ -	$ -	$ -	$ -	$ -	$ -	$ -	$ -	$ -	$ -
1576	T610001007	368.0	$ -	$ -	$ -	$ -	$ -	$ -	$ -	$ -	$ -	$ -	$ -
1577	T610001007	369.0	$ -	$ -	$ -	$ -	$ -	$ -	$ -	$ -	$ -	$ -	$ -
1578	T621001008	367.1	$ -	$ -	$ -	$ -	$ -	$ -	$ -	$ -	$ -	$ -	$ -
1579	T621001008	368.0	$ -	$ -	$ -	$ -	$ -	$ -	$ -	$ -	$ -	$ -	$ -
1580	T621001008	369.0	$ -	$ -	$ -	$ -	$ -	$ -	$ -	$ -	$ -	$ -	$ -
1581	601001010	367.1	$ -	$ 419	$ 419	$ 419	$ 419	$ 419	$ 419	$ 419	$ 419	$ 419	$ 419
1582	601001010	368.0	$ -	$ 60	$ 60	$ 60	$ 60	$ 60	$ 60	$ 60	$ 60	$ 60	$ 60
1583	601001010	369.0	$ -	$ 120	$ 120	$ 120	$ 120	$ 120	$ 120	$ 120	$ 120	$ 120	$ 120
1584	629001011	376.1	$ -	$ -	$ 42,568	$ 42,568	$ 42,568	$ 42,568	$ 42,568	$ 42,568	$ 42,568	$ 42,568	$ 42,568
1585	629001011	376.2	$ -	$ -	$ 297,974	$ 297,974	$ 297,974	$ 297,974	$ 297,974	$ 297,974	$ 297,974	$ 297,974	$ 297,974
1586	629001011	376.4	$ -	$ -	$ 21,284	$ 21,284	$ 21,284	$ 21,284	$ 21,284	$ 21,284	$ 21,284	$ 21,284	$ 21,284
1587	629001011	380.0	$ -	$ -	$ 63,852	$ 63,852	$ 63,852	$ 63,852	$ 63,852	$ 63,852	$ 63,852	$ 63,852	$ 63,852
1588	620001012	376.1	$ -	$ -	$ -	$ -	$ -	$ -	$ -	$ -	$ -	$ -	$ -
1589	620001012	376.2	$ -	$ -	$ -	$ -	$ -	$ -	$ -	$ -	$ -	$ -	$ -
1590	620001012	376.4	$ -	$ -	$ -	$ -	$ -	$ -	$ -	$ -	$ -	$ -	$ -
1591	620001012	380.0	$ -	$ -	$ -	$ -	$ -	$ -	$ -	$ -	$ -	$ -	$ -
1592	620001013	376.1	$ -	$ -	$ -	$ -	$ -	$ -	$ -	$ -	$ -	$ -	$ -
1593	620001013	376.2	$ -	$ -	$ -	$ -	$ -	$ -	$ -	$ -	$ -	$ -	$ -
1594	620001013	376.4	$ -	$ -	$ -	$ -	$ -	$ -	$ -	$ -	$ -	$ -	$ -
1595	620001013	380.0	$ -	$ -	$ -	$ -	$ -	$ -	$ -	$ -	$ -	$ -	$ -
1596	T610001014	367.1	$ -	$ -	$ -	$ -	$ -	$ -	$ -	$ -	$ -	$ -	$ -
1597	T610001014	368.0	$ -	$ -	$ -	$ -	$ -	$ -	$ -	$ -	$ -	$ -	$ -
1598	T610001014	369.0	$ -	$ -	$ -	$ -	$ -	$ -	$ -	$ -	$ -	$ -	$ -
1599	T680001015	367.1	$ -	$ -	$ -	$ -	$ -	$ -	$ -	$ -	$ -	$ -	$ -
1600	T680001016	367.1	$ -	$ -	$ -	$ -	$ -	$ -	$ -	$ -	$ -	$ -	$ -
1601	T680001016	368.0	$ -	$ -	$ -	$ -	$ -	$ -	$ -	$ -	$ -	$ -	$ -
1602	T680001016	369.0	$ -	$ -	$ -	$ -	$ -	$ -	$ -	$ -	$ -	$ -	$ -
1603	T680001017	367.1	$ -	$ -	$ -	$ -	$ -	$ -	$ -	$ -	$ -	$ -	$ -
1604	T680001017	368.0	$ -	$ -	$ -	$ -	$ -	$ -	$ -	$ -	$ -	$ -	$ -
1605	T680001017	369.0	$ -	$ -	$ -	$ -	$ -	$ -	$ -	$ -	$ -	$ -	$ -
1606	T680001018	367.1	$ -	$ -	$ -	$ -	$ -	$ -	$ -	$ -	$ -	$ -	$ -
1607	T680001018	368.0	$ -	$ -	$ -	$ -	$ -	$ -	$ -	$ -	$ -	$ -	$ -
1608	T680001018	369.0	$ -	$ -	$ -	$ -	$ -	$ -	$ -	$ -	$ -	$ -	$ -
1609	660001019	376.1	$ -	$ -	$ -	$ -	$ -	$ -	$ -	$ -	$ -	$ -	$ -
1610	660001019	376.2	$ -	$ -	$ -	$ -	$ -	$ -	$ -	$ -	$ -	$ -	$ -
1611	660001019	376.4	$ -	$ -	$ -	$ -	$ -	$ -	$ -	$ -	$ -	$ -	$ -
1612	660001019	380.0	$ -	$ -	$ -	$ -	$ -	$ -	$ -	$ -	$ -	$ -	$ -
1613	660001020	376.1	$ -	$ -	$ -	$ -	$ -	$ -	$ -	$ -	$ -	$ -	$ -
1614	660001020	376.2	$ -	$ -	$ -	$ -	$ -	$ -	$ -	$ -	$ -	$ -	$ -
1615	660001020	376.4	$ -	$ -	$ -	$ -	$ -	$ -	$ -	$ -	$ -	$ -	$ -
1616	662001021	376.1	$ -	$ -	$ -	$ -	$ -	$ -	$ -	$ -	$ -	$ -	$ -
1617	662001021	376.2	$ -	$ -	$ -	$ -	$ -	$ -	$ -	$ -	$ -	$ -	$ -
1618	662001021	376.4	$ -	$ -	$ -	$ -	$ -	$ -	$ -	$ -	$ -	$ -	$ -
1619	662001022	376.1	$ -	$ -	$ -	$ -	$ -	$ -	$ -	$ -	$ -	$ -	$ -
1620	662001022	376.2	$ -	$ -	$ -	$ -	$ -	$ -	$ -	$ -	$ -	$ -	$ -

Sponsored by NMGC Witness Erik C. Buchanan

NEW MEXICO GAS COMPANY, INC.

Gross Balances
Base Period - 12 Months Ending March 31, 2023
Future Test Year - 12 Months Ending September 30, 2025

	A	B	N	O	P	Q	R	S	T	U	V	W	X	Y
1														
2			Balance	Balance	Balance	Balance	Balance	Balance	Balance	Balance	Balance	Balance	Balance	Balance
3	Investment Number / Beginning Balance	FERC Account	2/29/2024	3/31/2024	4/30/2024	5/31/2024	6/30/2024	7/31/2024	8/31/2024	9/30/2024	10/31/2024	11/30/2024	12/31/2024	1/31/2025
1572	T680001006	367.1	$ -	$ -	$ -	$ -	$ -	$ -	$ -	$ -	$ -	$ -	$ -	$ -
1573	T680001006	368.0	$ -	$ -	$ -	$ -	$ -	$ -	$ -	$ -	$ -	$ -	$ -	$ -
1574	T680001006	369.0	$ -	$ -	$ -	$ -	$ -	$ -	$ -	$ -	$ -	$ -	$ -	$ -
1575	T610001007	367.1	$ -	$ -	$ -	$ -	$ -	$ -	$ -	$ -	$ -	$ -	$ -	$ -
1576	T610001007	368.0	$ -	$ -	$ -	$ -	$ -	$ -	$ -	$ -	$ -	$ -	$ -	$ -
1577	T610001007	369.0	$ -	$ -	$ -	$ -	$ -	$ -	$ -	$ -	$ -	$ -	$ -	$ -
1578	T621001008	367.1	$ -	$ -	$ -	$ -	$ -	$ -	$ -	$ -	$ -	$ -	$ -	$ -
1579	T621001008	368.0	$ -	$ -	$ -	$ -	$ -	$ -	$ -	$ -	$ -	$ -	$ -	$ -
1580	T621001008	369.0	$ -	$ -	$ -	$ -	$ -	$ -	$ -	$ -	$ -	$ -	$ -	$ -
1581	601001010	367.1	$ 419	$ 419	$ 419	$ 419	$ 419	$ 419	$ 419	$ 419	$ 419	$ 419	$ 419	$ 419
1582	601001010	368.0	$ 60	$ 60	$ 60	$ 60	$ 60	$ 60	$ 60	$ 60	$ 60	$ 60	$ 60	$ 60
1583	601001010	369.0	$ 120	$ 120	$ 120	$ 120	$ 120	$ 120	$ 120	$ 120	$ 120	$ 120	$ 120	$ 120
1584	629001011	376.1	$ 42,568	$ 42,568	$ 42,568	$ 42,568	$ 42,568	$ 42,568	$ 42,568	$ 42,568	$ 42,568	$ 42,568	$ 42,568	$ 42,568
1585	629001011	376.2	$ 297,974	$ 297,974	$ 297,974	$ 297,974	$ 297,974	$ 297,974	$ 297,974	$ 297,974	$ 297,974	$ 297,974	$ 297,974	$ 297,974
1586	629001011	376.4	$ 21,284	$ 21,284	$ 21,284	$ 21,284	$ 21,284	$ 21,284	$ 21,284	$ 21,284	$ 21,284	$ 21,284	$ 21,284	$ 21,284
1587	629001011	380.0	$ 63,852	$ 63,852	$ 63,852	$ 63,852	$ 63,852	$ 63,852	$ 63,852	$ 63,852	$ 63,852	$ 63,852	$ 63,852	$ 63,852
1588	620001012	376.1	$ -	$ -	$ -	$ -	$ -	$ -	$ -	$ 240,434	$ 240,434	$ 240,434	$ 240,434	$ 240,434
1589	620001012	376.2	$ -	$ -	$ -	$ -	$ -	$ -	$ -	$ 258,027	$ 258,027	$ 258,027	$ 258,027	$ 258,027
1590	620001012	376.4	$ -	$ -	$ -	$ -	$ -	$ -	$ -	$ 58,643	$ 58,643	$ 58,643	$ 58,643	$ 58,643
1591	620001012	380.0	$ -	$ -	$ -	$ -	$ -	$ -	$ -	$ 29,321	$ 29,321	$ 29,321	$ 29,321	$ 29,321
1592	620001013	376.1	$ -	$ -	$ -	$ -	$ -	$ -	$ -	$ -	$ -	$ -	$ -	$ -
1593	620001013	376.2	$ -	$ -	$ -	$ -	$ -	$ -	$ -	$ -	$ -	$ -	$ -	$ -
1594	620001013	376.4	$ -	$ -	$ -	$ -	$ -	$ -	$ -	$ -	$ -	$ -	$ -	$ -
1595	620001013	380.0	$ -	$ -	$ -	$ -	$ -	$ -	$ -	$ -	$ -	$ -	$ -	$ -
1596	T610001014	367.1	$ -	$ -	$ -	$ -	$ -	$ -	$ -	$ -	$ -	$ -	$ -	$ -
1597	T610001014	368.0	$ -	$ -	$ -	$ -	$ -	$ -	$ -	$ -	$ -	$ -	$ -	$ -
1598	T610001014	369.0	$ -	$ -	$ -	$ -	$ -	$ -	$ -	$ -	$ -	$ -	$ -	$ -
1599	T680001015	367.1	$ -	$ -	$ -	$ -	$ -	$ -	$ -	$ -	$ -	$ -	$ -	$ -
1600	T680001016	367.1	$ -	$ -	$ -	$ -	$ -	$ -	$ -	$ -	$ -	$ -	$ -	$ -
1601	T680001016	368.0	$ -	$ -	$ -	$ -	$ -	$ -	$ -	$ -	$ -	$ -	$ -	$ -
1602	T680001016	369.0	$ -	$ -	$ -	$ -	$ -	$ -	$ -	$ -	$ -	$ -	$ -	$ -
1603	T680001017	367.1	$ -	$ -	$ -	$ -	$ -	$ -	$ -	$ -	$ -	$ -	$ -	$ -
1604	T680001017	368.0	$ -	$ -	$ -	$ -	$ -	$ -	$ -	$ -	$ -	$ -	$ -	$ -
1605	T680001017	369.0	$ -	$ -	$ -	$ -	$ -	$ -	$ -	$ -	$ -	$ -	$ -	$ -
1606	T680001018	367.1	$ -	$ -	$ -	$ -	$ -	$ -	$ -	$ -	$ -	$ -	$ -	$ -
1607	T680001018	368.0	$ -	$ -	$ -	$ -	$ -	$ -	$ -	$ -	$ -	$ -	$ -	$ -
1608	T680001018	369.0	$ -	$ -	$ -	$ -	$ -	$ -	$ -	$ -	$ -	$ -	$ -	$ -
1609	660001019	376.1	$ -	$ -	$ -	$ -	$ -	$ -	$ -	$ -	$ -	$ -	$ -	$ -
1610	660001019	376.2	$ -	$ -	$ -	$ -	$ -	$ -	$ -	$ -	$ -	$ -	$ -	$ -
1611	660001019	376.4	$ -	$ -	$ -	$ -	$ -	$ -	$ -	$ -	$ -	$ -	$ -	$ -
1612	660001019	380.0	$ -	$ -	$ -	$ -	$ -	$ -	$ -	$ -	$ -	$ -	$ -	$ -
1613	660001020	376.1	$ -	$ -	$ -	$ -	$ -	$ -	$ -	$ -	$ -	$ -	$ -	$ -
1614	660001020	376.2	$ -	$ -	$ -	$ -	$ -	$ -	$ -	$ -	$ -	$ -	$ -	$ -
1615	660001020	376.4	$ -	$ -	$ -	$ -	$ -	$ -	$ -	$ -	$ -	$ -	$ -	$ -
1616	662001021	376.1	$ -	$ -	$ -	$ -	$ -	$ -	$ -	$ -	$ -	$ -	$ -	$ -
1617	662001021	376.2	$ -	$ -	$ -	$ -	$ -	$ -	$ -	$ -	$ -	$ -	$ -	$ -
1618	662001021	376.4	$ -	$ -	$ -	$ -	$ -	$ -	$ -	$ -	$ -	$ -	$ -	$ -
1619	662001022	376.1	$ -	$ -	$ -	$ -	$ -	$ -	$ -	$ -	$ -	$ -	$ -	$ -
1620	662001022	376.2	$ -	$ -	$ -	$ -	$ -	$ -	$ -	$ -	$ -	$ -	$ -	$ -

Sponsored by NMGC Witness Erik C. Buchanan

NEW MEXICO GAS COMPANY, INC.

Gross Balances
Base Period - 12 Months Ending March 31, 2023
Future Test Year - 12 Months Ending September 30, 2025

	A	B	Z	AA	AB	AC	AD	AE	AF	AG
1										
2			Balance	Balance	Balance	Balance	Balance	Balance	Balance	Balance
3	Investment Number / Beginning Balance	FERC Account	2/28/2025	3/31/2025	4/30/2025	5/31/2025	6/30/2025	7/31/2025	8/31/2025	9/30/2025
1572	T680001006	367.1	$ -	$ -	$ -	$ -	$ -	$ -	$ -	$ -
1573	T680001006	368.0	$ -	$ -	$ -	$ -	$ -	$ -	$ -	$ -
1574	T680001006	369.0	$ -	$ -	$ -	$ -	$ -	$ -	$ -	$ -
1575	T610001007	367.1	$ -	$ -	$ -	$ -	$ -	$ -	$ -	$ -
1576	T610001007	368.0	$ -	$ -	$ -	$ -	$ -	$ -	$ -	$ -
1577	T610001007	369.0	$ -	$ -	$ -	$ -	$ -	$ -	$ -	$ -
1578	T621001008	367.1	$ -	$ -	$ -	$ -	$ -	$ -	$ -	$ -
1579	T621001008	368.0	$ -	$ -	$ -	$ -	$ -	$ -	$ -	$ -
1580	T621001008	369.0	$ -	$ -	$ -	$ -	$ -	$ -	$ -	$ -
1581	601001010	367.1	$ 419	$ 419	$ 419	$ 419	$ 419	$ 419	$ 419	$ 419
1582	601001010	368.0	$ 60	$ 60	$ 60	$ 60	$ 60	$ 60	$ 60	$ 60
1583	601001010	369.0	$ 120	$ 120	$ 120	$ 120	$ 120	$ 120	$ 120	$ 120
1584	629001011	376.1	$ 42,568	$ 42,568	$ 42,568	$ 42,568	$ 42,568	$ 42,568	$ 42,568	$ 42,568
1585	629001011	376.2	$ 297,974	$ 297,974	$ 297,974	$ 297,974	$ 297,974	$ 297,974	$ 297,974	$ 297,974
1586	629001011	376.4	$ 21,284	$ 21,284	$ 21,284	$ 21,284	$ 21,284	$ 21,284	$ 21,284	$ 21,284
1587	629001011	380.0	$ 63,852	$ 63,852	$ 63,852	$ 63,852	$ 63,852	$ 63,852	$ 63,852	$ 63,852
1588	620001012	376.1	$ 240,434	$ 240,434	$ 240,434	$ 240,434	$ 240,434	$ 240,434	$ 240,434	$ 240,434
1589	620001012	376.2	$ 258,027	$ 258,027	$ 258,027	$ 258,027	$ 258,027	$ 258,027	$ 258,027	$ 258,027
1590	620001012	376.4	$ 58,643	$ 58,643	$ 58,643	$ 58,643	$ 58,643	$ 58,643	$ 58,643	$ 58,643
1591	620001012	380.0	$ 29,321	$ 29,321	$ 29,321	$ 29,321	$ 29,321	$ 29,321	$ 29,321	$ 29,321
1592	620001013	376.1	$ -	$ -	$ -	$ -	$ -	$ -	$ -	$ -
1593	620001013	376.2	$ -	$ -	$ -	$ -	$ -	$ -	$ -	$ -
1594	620001013	376.4	$ -	$ -	$ -	$ -	$ -	$ -	$ -	$ -
1595	620001013	380.0	$ -	$ -	$ -	$ -	$ -	$ -	$ -	$ -
1596	T610001014	367.1	$ -	$ -	$ -	$ -	$ -	$ -	$ -	$ -
1597	T610001014	368.0	$ -	$ -	$ -	$ -	$ -	$ -	$ -	$ -
1598	T610001014	369.0	$ -	$ -	$ -	$ -	$ -	$ -	$ -	$ -
1599	T680001015	367.1	$ -	$ -	$ -	$ -	$ -	$ -	$ -	$ -
1600	T680001016	367.1	$ -	$ -	$ -	$ -	$ -	$ -	$ -	$ -
1601	T680001016	368.0	$ -	$ -	$ -	$ -	$ -	$ -	$ -	$ -
1602	T680001016	369.0	$ -	$ -	$ -	$ -	$ -	$ -	$ -	$ -
1603	T680001017	367.1	$ -	$ -	$ -	$ -	$ -	$ -	$ -	$ -
1604	T680001017	368.0	$ -	$ -	$ -	$ -	$ -	$ -	$ -	$ -
1605	T680001017	369.0	$ -	$ -	$ -	$ -	$ -	$ -	$ -	$ -
1606	T680001018	367.1	$ -	$ -	$ -	$ -	$ -	$ -	$ -	$ -
1607	T680001018	368.0	$ -	$ -	$ -	$ -	$ -	$ -	$ -	$ -
1608	T680001018	369.0	$ -	$ -	$ -	$ -	$ -	$ -	$ -	$ -
1609	660001019	376.1	$ -	$ -	$ -	$ -	$ -	$ -	$ -	$ -
1610	660001019	376.2	$ -	$ -	$ -	$ -	$ -	$ -	$ -	$ -
1611	660001019	376.4	$ -	$ -	$ -	$ -	$ -	$ -	$ -	$ -
1612	660001019	380.0	$ -	$ -	$ -	$ -	$ -	$ -	$ -	$ -
1613	660001020	376.1	$ -	$ -	$ -	$ -	$ -	$ -	$ -	$ -
1614	660001020	376.2	$ -	$ -	$ -	$ -	$ -	$ -	$ -	$ -
1615	660001020	376.4	$ -	$ -	$ -	$ -	$ -	$ -	$ -	$ -
1616	662001021	376.1	$ -	$ -	$ -	$ -	$ -	$ -	$ -	$ -
1617	662001021	376.2	$ -	$ -	$ -	$ -	$ -	$ -	$ -	$ -
1618	662001021	376.4	$ -	$ -	$ -	$ -	$ -	$ -	$ -	$ -
1619	662001022	376.1	$ -	$ -	$ -	$ -	$ -	$ -	$ -	$ -
1620	662001022	376.2	$ -	$ -	$ -	$ -	$ -	$ -	$ -	$ -

Sponsored by NMGC Witness Erik C. Buchanan

NEW MEXICO GAS COMPANY, INC.

Gross Balances
Base Period - 12 Months Ending March 31, 2023
Future Test Year - 12 Months Ending September 30, 2025

	A	B	C	D	E	F	G	H	I	J	K	L	M
1			Adjusted Base Period										
2			Balance	Balance	Balance	Balance	Balance	Balance	Balance	Balance	Balance	Balance	Balance
3	Investment Number / Beginning Balance	FERC Account	3/31/2023	4/30/2023	5/31/2023	6/30/2023	7/31/2023	8/31/2023	9/30/2023	10/31/2023	11/30/2023	12/31/2023	1/31/2024
1621	662001022	376.4	$ -	$ -	$ -	$ -	$ -	$ -	$ -	$ -	$ -	$ -	$ -
1622	610001023	376.1	$ -	$ -	$ -	$ -	$ -	$ -	$ -	$ -	$ -	$ -	$ -
1623	610001023	376.2	$ -	$ -	$ -	$ -	$ -	$ -	$ -	$ -	$ -	$ -	$ -
1624	610001023	376.4	$ -	$ -	$ -	$ -	$ -	$ -	$ -	$ -	$ -	$ -	$ -
1625	621001024	376.1	$ -	$ -	$ -	$ -	$ -	$ -	$ -	$ -	$ -	$ -	$ -
1626	621001024	376.2	$ -	$ -	$ -	$ -	$ -	$ -	$ -	$ -	$ -	$ -	$ -
1627	621001024	376.4	$ -	$ -	$ -	$ -	$ -	$ -	$ -	$ -	$ -	$ -	$ -
1628	621001024	380.0	$ -	$ -	$ -	$ -	$ -	$ -	$ -	$ -	$ -	$ -	$ -
1629	632001025	376.1	$ -	$ -	$ -	$ -	$ -	$ -	$ -	$ -	$ -	$ -	$ -
1630	632001025	376.2	$ -	$ -	$ -	$ -	$ -	$ -	$ -	$ -	$ -	$ -	$ -
1631	632001025	376.4	$ -	$ -	$ -	$ -	$ -	$ -	$ -	$ -	$ -	$ -	$ -
1632	632001025	380.0	$ -	$ -	$ -	$ -	$ -	$ -	$ -	$ -	$ -	$ -	$ -
1633	T621001026	368.0	$ -	$ -	$ -	$ -	$ -	$ -	$ -	$ -	$ -	$ -	$ -
1634	T621001026	369.0	$ -	$ -	$ -	$ -	$ -	$ -	$ -	$ -	$ -	$ -	$ -
1635	611001027	376.1	$ -	$ -	$ -	$ -	$ -	$ -	$ -	$ -	$ -	$ -	$ -
1636	611001027	376.2	$ -	$ -	$ -	$ -	$ -	$ -	$ -	$ -	$ -	$ -	$ -
1637	611001027	376.4	$ -	$ -	$ -	$ -	$ -	$ -	$ -	$ -	$ -	$ -	$ -
1638	632001028	376.1	$ -	$ -	$ -	$ -	$ -	$ -	$ -	$ -	$ -	$ -	$ -
1639	632001028	376.2	$ -	$ -	$ -	$ -	$ -	$ -	$ -	$ -	$ -	$ -	$ -
1640	632001028	376.4	$ -	$ -	$ -	$ -	$ -	$ -	$ -	$ -	$ -	$ -	$ -
1641	632001028	380.0	$ -	$ -	$ -	$ -	$ -	$ -	$ -	$ -	$ -	$ -	$ -
1642	633001029	376.1	$ -	$ -	$ -	$ 101,058	$ 101,058	$ 101,058	$ 101,058	$ 101,058	$ 101,058	$ 101,058	$ 101,058
1643	633001029	376.2	$ -	$ -	$ -	$ 707,404	$ 707,404	$ 707,404	$ 707,404	$ 707,404	$ 707,404	$ 707,404	$ 707,404
1644	633001029	376.4	$ -	$ -	$ -	$ 50,529	$ 50,529	$ 50,529	$ 50,529	$ 50,529	$ 50,529	$ 50,529	$ 50,529
1645	633001029	380.0	$ -	$ -	$ -	$ 151,586	$ 151,586	$ 151,586	$ 151,586	$ 151,586	$ 151,586	$ 151,586	$ 151,586
1646	660001030	376.1	$ -	$ -	$ -	$ -	$ -	$ -	$ -	$ -	$ -	$ -	$ -
1647	660001030	376.2	$ -	$ -	$ -	$ -	$ -	$ -	$ -	$ -	$ -	$ -	$ -
1648	660001030	376.4	$ -	$ -	$ -	$ -	$ -	$ -	$ -	$ -	$ -	$ -	$ -
1649	660001030	380.0	$ -	$ -	$ -	$ -	$ -	$ -	$ -	$ -	$ -	$ -	$ -
1650	633001031	376.1	$ -	$ -	$ -	$ -	$ -	$ -	$ -	$ -	$ -	$ -	$ -
1651	633001031	376.2	$ -	$ -	$ -	$ -	$ -	$ -	$ -	$ -	$ -	$ -	$ -
1652	633001031	376.4	$ -	$ -	$ -	$ -	$ -	$ -	$ -	$ -	$ -	$ -	$ -
1653	633001031	380.0	$ -	$ -	$ -	$ -	$ -	$ -	$ -	$ -	$ -	$ -	$ -
1654	610001032	376.1	$ -	$ -	$ -	$ -	$ -	$ -	$ -	$ -	$ -	$ -	$ -
1655	610001032	376.2	$ -	$ -	$ -	$ -	$ -	$ -	$ -	$ -	$ -	$ -	$ -
1656	610001032	376.4	$ -	$ -	$ -	$ -	$ -	$ -	$ -	$ -	$ -	$ -	$ -
1657	610001033	376.1	$ -	$ -	$ -	$ -	$ -	$ -	$ -	$ -	$ -	$ -	$ -
1658	610001033	376.2	$ -	$ -	$ -	$ -	$ -	$ -	$ -	$ -	$ -	$ -	$ -
1659	610001033	376.4	$ -	$ -	$ -	$ -	$ -	$ -	$ -	$ -	$ -	$ -	$ -
1660	610001033	380.0	$ -	$ -	$ -	$ -	$ -	$ -	$ -	$ -	$ -	$ -	$ -
1661	610001034	376.1	$ -	$ -	$ -	$ -	$ -	$ -	$ -	$ -	$ -	$ -	$ -
1662	610001034	376.2	$ -	$ -	$ -	$ -	$ -	$ -	$ -	$ -	$ -	$ -	$ -
1663	610001034	376.4	$ -	$ -	$ -	$ -	$ -	$ -	$ -	$ -	$ -	$ -	$ -
1664	610001034	380.0	$ -	$ -	$ -	$ -	$ -	$ -	$ -	$ -	$ -	$ -	$ -
1665	T610001035	367.1	$ -	$ -	$ -	$ -	$ -	$ -	$ -	$ -	$ -	$ -	$ -
1666	610001036	376.1	$ -	$ -	$ -	$ -	$ -	$ -	$ -	$ -	$ -	$ -	$ -
1667	610001036	376.2	$ -	$ -	$ -	$ -	$ -	$ -	$ -	$ -	$ -	$ -	$ -
1668	610001036	376.4	$ -	$ -	$ -	$ -	$ -	$ -	$ -	$ -	$ -	$ -	$ -
1669	T626001037	368.0	$ -	$ -	$ -	$ -	$ -	$ -	$ -	$ -	$ -	$ -	$ -

Sponsored by NMGC Witness Erik C. Buchanan

WP Plant 3 Gross Balances

NEW MEXICO GAS COMPANY, INC.

Gross Balances
Base Period - 12 Months Ending March 31, 2023
Future Test Year - 12 Months Ending September 30, 2025

	A	B	N	O	P	Q	R	S	T	U	V	W	X	Y
1														
2			Balance	Balance	Balance	Balance	Balance	Balance	Balance	Balance	Balance	Balance	Balance	Balance
3	Investment Number / Beginning Balance	FERC Account	2/29/2024	3/31/2024	4/30/2024	5/31/2024	6/30/2024	7/31/2024	8/31/2024	9/30/2024	10/31/2024	11/30/2024	12/31/2024	1/31/2025
1621	662001022	376.4	$ -	$ -	$ -	$ -	$ -	$ -	$ -	$ -	$ -	$ -	$ -	$ -
1622	610001023	376.1	$ -	$ -	$ -	$ -	$ -	$ -	$ -	$ -	$ -	$ -	$ -	$ -
1623	610001023	376.2	$ -	$ -	$ -	$ -	$ -	$ -	$ -	$ -	$ -	$ -	$ -	$ -
1624	610001023	376.4	$ -	$ -	$ -	$ -	$ -	$ -	$ -	$ -	$ -	$ -	$ -	$ -
1625	621001024	376.1	$ -	$ -	$ -	$ -	$ -	$ -	$ -	$ -	$ -	$ -	$ -	$ -
1626	621001024	376.2	$ -	$ -	$ -	$ -	$ -	$ -	$ -	$ -	$ -	$ -	$ -	$ -
1627	621001024	376.4	$ -	$ -	$ -	$ -	$ -	$ -	$ -	$ -	$ -	$ -	$ -	$ -
1628	621001024	380.0	$ -	$ -	$ -	$ -	$ -	$ -	$ -	$ -	$ -	$ -	$ -	$ -
1629	632001025	376.1	$ -	$ -	$ -	$ -	$ -	$ -	$ -	$ -	$ -	$ -	$ -	$ -
1630	632001025	376.2	$ -	$ -	$ -	$ -	$ -	$ -	$ -	$ -	$ -	$ -	$ -	$ -
1631	632001025	376.4	$ -	$ -	$ -	$ -	$ -	$ -	$ -	$ -	$ -	$ -	$ -	$ -
1632	632001025	380.0	$ -	$ -	$ -	$ -	$ -	$ -	$ -	$ -	$ -	$ -	$ -	$ -
1633	T621001026	368.0	$ -	$ -	$ -	$ -	$ -	$ -	$ -	$ -	$ -	$ -	$ -	$ -
1634	T621001026	369.0	$ -	$ -	$ -	$ -	$ -	$ -	$ -	$ -	$ -	$ -	$ -	$ -
1635	611001027	376.1	$ -	$ -	$ -	$ -	$ -	$ -	$ -	$ -	$ -	$ -	$ -	$ -
1636	611001027	376.2	$ -	$ -	$ -	$ -	$ -	$ -	$ -	$ -	$ -	$ -	$ -	$ -
1637	611001027	376.4	$ -	$ -	$ -	$ -	$ -	$ -	$ -	$ -	$ -	$ -	$ -	$ -
1638	632001028	376.1	$ -	$ -	$ -	$ -	$ -	$ -	$ -	$ -	$ -	$ -	$ -	$ -
1639	632001028	376.2	$ -	$ -	$ -	$ -	$ -	$ -	$ -	$ -	$ -	$ -	$ -	$ -
1640	632001028	376.4	$ -	$ -	$ -	$ -	$ -	$ -	$ -	$ -	$ -	$ -	$ -	$ -
1641	632001028	380.0	$ -	$ -	$ -	$ -	$ -	$ -	$ -	$ -	$ -	$ -	$ -	$ -
1642	633001029	376.1	$ 101,058	$ 101,058	$ 101,058	$ 101,058	$ 101,058	$ 101,058	$ 101,058	$ 101,058	$ 101,058	$ 101,058	$ 101,058	$ 101,058
1643	633001029	376.2	$ 707,404	$ 707,404	$ 707,404	$ 707,404	$ 707,404	$ 707,404	$ 707,404	$ 707,404	$ 707,404	$ 707,404	$ 707,404	$ 707,404
1644	633001029	376.4	$ 50,529	$ 50,529	$ 50,529	$ 50,529	$ 50,529	$ 50,529	$ 50,529	$ 50,529	$ 50,529	$ 50,529	$ 50,529	$ 50,529
1645	633001029	380.0	$ 151,586	$ 151,586	$ 151,586	$ 151,586	$ 151,586	$ 151,586	$ 151,586	$ 151,586	$ 151,586	$ 151,586	$ 151,586	$ 151,586
1646	660001030	376.1	$ -	$ -	$ -	$ -	$ -	$ -	$ -	$ -	$ -	$ -	$ -	$ -
1647	660001030	376.2	$ -	$ -	$ -	$ -	$ -	$ -	$ -	$ -	$ -	$ -	$ -	$ -
1648	660001030	376.4	$ -	$ -	$ -	$ -	$ -	$ -	$ -	$ -	$ -	$ -	$ -	$ -
1649	660001030	380.0	$ -	$ -	$ -	$ -	$ -	$ -	$ -	$ -	$ -	$ -	$ -	$ -
1650	633001031	376.1	$ -	$ -	$ -	$ -	$ -	$ -	$ -	$ -	$ -	$ -	$ -	$ -
1651	633001031	376.2	$ -	$ -	$ -	$ -	$ -	$ -	$ -	$ -	$ -	$ -	$ -	$ -
1652	633001031	376.4	$ -	$ -	$ -	$ -	$ -	$ -	$ -	$ -	$ -	$ -	$ -	$ -
1653	633001031	380.0	$ -	$ -	$ -	$ -	$ -	$ -	$ -	$ -	$ -	$ -	$ -	$ -
1654	610001032	376.1	$ -	$ -	$ -	$ -	$ -	$ -	$ -	$ -	$ -	$ -	$ -	$ -
1655	610001032	376.2	$ -	$ -	$ -	$ -	$ -	$ -	$ -	$ -	$ -	$ -	$ -	$ -
1656	610001032	376.4	$ -	$ -	$ -	$ -	$ -	$ -	$ -	$ -	$ -	$ -	$ -	$ -
1657	610001033	376.1	$ -	$ -	$ -	$ -	$ -	$ -	$ -	$ -	$ -	$ -	$ -	$ -
1658	610001033	376.2	$ -	$ -	$ -	$ -	$ -	$ -	$ -	$ -	$ -	$ -	$ -	$ -
1659	610001033	376.4	$ -	$ -	$ -	$ -	$ -	$ -	$ -	$ -	$ -	$ -	$ -	$ -
1660	610001033	380.0	$ -	$ -	$ -	$ -	$ -	$ -	$ -	$ -	$ -	$ -	$ -	$ -
1661	610001034	376.1	$ -	$ -	$ -	$ -	$ -	$ -	$ -	$ -	$ -	$ -	$ -	$ -
1662	610001034	376.2	$ -	$ -	$ -	$ -	$ -	$ -	$ -	$ -	$ -	$ -	$ -	$ -
1663	610001034	376.4	$ -	$ -	$ -	$ -	$ -	$ -	$ -	$ -	$ -	$ -	$ -	$ -
1664	610001034	380.0	$ -	$ -	$ -	$ -	$ -	$ -	$ -	$ -	$ -	$ -	$ -	$ -
1665	T610001035	367.1	$ -	$ -	$ -	$ -	$ -	$ -	$ -	$ -	$ -	$ -	$ -	$ -
1666	610001036	376.1	$ -	$ -	$ -	$ -	$ -	$ -	$ -	$ -	$ -	$ -	$ -	$ -
1667	610001036	376.2	$ -	$ -	$ -	$ -	$ -	$ -	$ -	$ -	$ -	$ -	$ -	$ -
1668	610001036	376.4	$ -	$ -	$ -	$ -	$ -	$ -	$ -	$ -	$ -	$ -	$ -	$ -
1669	T626001037	368.0	$ -	$ -	$ -	$ -	$ -	$ -	$ -	$ -	$ -	$ -	$ -	$ -

Sponsored by NMGC Witness Erik C. Buchanan

NEW MEXICO GAS COMPANY, INC.

Gross Balances
Base Period - 12 Months Ending March 31, 2023
Future Test Year - 12 Months Ending September 30, 2025

	A	B	Z	AA	AB	AC	AD	AE	AF	AG
1										
2			Balance	Balance	Balance	Balance	Balance	Balance	Balance	Balance
3	Investment Number / Beginning Balance	FERC Account	2/28/2025	3/31/2025	4/30/2025	5/31/2025	6/30/2025	7/31/2025	8/31/2025	9/30/2025
1621	662001022	376.4	$ -	$ -	$ -	$ -	$ -	$ -	$ -	$ -
1622	610001023	376.1	$ -	$ -	$ -	$ -	$ -	$ -	$ -	$ -
1623	610001023	376.2	$ -	$ -	$ -	$ -	$ -	$ -	$ -	$ -
1624	610001023	376.4	$ -	$ -	$ -	$ -	$ -	$ -	$ -	$ -
1625	621001024	376.1	$ -	$ -	$ -	$ -	$ -	$ -	$ -	$ -
1626	621001024	376.2	$ -	$ -	$ -	$ -	$ -	$ -	$ -	$ -
1627	621001024	376.4	$ -	$ -	$ -	$ -	$ -	$ -	$ -	$ -
1628	621001024	380.0	$ -	$ -	$ -	$ -	$ -	$ -	$ -	$ -
1629	632001025	376.1	$ -	$ -	$ -	$ -	$ -	$ -	$ -	$ -
1630	632001025	376.2	$ -	$ -	$ -	$ -	$ -	$ -	$ -	$ -
1631	632001025	376.4	$ -	$ -	$ -	$ -	$ -	$ -	$ -	$ -
1632	632001025	380.0	$ -	$ -	$ -	$ -	$ -	$ -	$ -	$ -
1633	T621001026	368.0	$ -	$ -	$ -	$ -	$ -	$ -	$ -	$ -
1634	T621001026	369.0	$ -	$ -	$ -	$ -	$ -	$ -	$ -	$ -
1635	611001027	376.1	$ -	$ -	$ -	$ -	$ -	$ -	$ -	$ -
1636	611001027	376.2	$ -	$ -	$ -	$ -	$ -	$ -	$ -	$ -
1637	611001027	376.4	$ -	$ -	$ -	$ -	$ -	$ -	$ -	$ -
1638	632001028	376.1	$ -	$ -	$ -	$ 53,622	$ 53,622	$ 53,622	$ 53,622	$ 53,622
1639	632001028	376.2	$ -	$ -	$ -	$ 375,356	$ 375,356	$ 375,356	$ 375,356	$ 375,356
1640	632001028	376.4	$ -	$ -	$ -	$ 26,811	$ 26,811	$ 26,811	$ 26,811	$ 26,811
1641	632001028	380.0	$ -	$ -	$ -	$ 80,433	$ 80,433	$ 80,433	$ 80,433	$ 80,433
1642	633001029	376.1	$ 101,058	$ 101,058	$ 101,058	$ 101,058	$ 101,058	$ 101,058	$ 101,058	$ 101,058
1643	633001029	376.2	$ 707,404	$ 707,404	$ 707,404	$ 707,404	$ 707,404	$ 707,404	$ 707,404	$ 707,404
1644	633001029	376.4	$ 50,529	$ 50,529	$ 50,529	$ 50,529	$ 50,529	$ 50,529	$ 50,529	$ 50,529
1645	633001029	380.0	$ 151,586	$ 151,586	$ 151,586	$ 151,586	$ 151,586	$ 151,586	$ 151,586	$ 151,586
1646	660001030	376.1	$ -	$ -	$ -	$ -	$ -	$ -	$ -	$ -
1647	660001030	376.2	$ -	$ -	$ -	$ -	$ -	$ -	$ -	$ -
1648	660001030	376.4	$ -	$ -	$ -	$ -	$ -	$ -	$ -	$ -
1649	660001030	380.0	$ -	$ -	$ -	$ -	$ -	$ -	$ -	$ -
1650	633001031	376.1	$ -	$ -	$ -	$ -	$ -	$ -	$ -	$ -
1651	633001031	376.2	$ -	$ -	$ -	$ -	$ -	$ -	$ -	$ -
1652	633001031	376.4	$ -	$ -	$ -	$ -	$ -	$ -	$ -	$ -
1653	633001031	380.0	$ -	$ -	$ -	$ -	$ -	$ -	$ -	$ -
1654	610001032	376.1	$ -	$ -	$ -	$ -	$ -	$ -	$ -	$ -
1655	610001032	376.2	$ -	$ -	$ -	$ -	$ -	$ -	$ -	$ -
1656	610001032	376.4	$ -	$ -	$ -	$ -	$ -	$ -	$ -	$ -
1657	610001033	376.1	$ -	$ -	$ -	$ -	$ -	$ -	$ 18,985	$ 18,985
1658	610001033	376.2	$ -	$ -	$ -	$ -	$ -	$ -	$ 132,898	$ 132,898
1659	610001033	376.4	$ -	$ -	$ -	$ -	$ -	$ -	$ 9,493	$ 9,493
1660	610001033	380.0	$ -	$ -	$ -	$ -	$ -	$ -	$ 28,478	$ 28,478
1661	610001034	376.1	$ -	$ -	$ -	$ -	$ 46,892	$ 46,892	$ 46,892	$ 46,892
1662	610001034	376.2	$ -	$ -	$ -	$ -	$ 50,324	$ 50,324	$ 50,324	$ 50,324
1663	610001034	376.4	$ -	$ -	$ -	$ -	$ 11,437	$ 11,437	$ 11,437	$ 11,437
1664	610001034	380.0	$ -	$ -	$ -	$ -	$ 5,719	$ 5,719	$ 5,719	$ 5,719
1665	T610001035	367.1	$ -	$ -	$ -	$ -	$ -	$ -	$ -	$ -
1666	610001036	376.1	$ -	$ -	$ -	$ -	$ -	$ -	$ -	$ 203,287
1667	610001036	376.2	$ -	$ -	$ -	$ -	$ -	$ -	$ -	$ 158,112
1668	610001036	376.4	$ -	$ -	$ -	$ -	$ -	$ -	$ -	$ 90,350
1669	T626001037	368.0	$ -	$ -	$ -	$ -	$ -	$ -	$ -	$ -

Sponsored by NMGC Witness Erik C. Buchanan

WP Plant 3 Gross Balances

NEW MEXICO GAS COMPANY, INC.

Gross Balances
Base Period - 12 Months Ending March 31, 2023
Future Test Year - 12 Months Ending September 30, 2025

	A	B	C	D	E	F	G	H	I	J	K	L	M
1			Adjusted Base Period										
2			Balance	Balance	Balance	Balance	Balance	Balance	Balance	Balance	Balance	Balance	Balance
3	Investment Number / Beginning Balance	FERC Account	3/31/2023	4/30/2023	5/31/2023	6/30/2023	7/31/2023	8/31/2023	9/30/2023	10/31/2023	11/30/2023	12/31/2023	1/31/2024
1670	T626001037	369.0	$ -	$ -	$ -	$ -	$ -	$ -	$ -	$ -	$ -	$ -	$ -
1671	T610001038	367.1	$ -	$ -	$ -	$ -	$ -	$ -	$ -	$ -	$ -	$ -	$ -
1672	T610001038	368.0	$ -	$ -	$ -	$ -	$ -	$ -	$ -	$ -	$ -	$ -	$ -
1673	T610001038	369.0	$ -	$ -	$ -	$ -	$ -	$ -	$ -	$ -	$ -	$ -	$ -
1674	T626001039	368.0	$ -	$ -	$ -	$ -	$ -	$ -	$ -	$ -	$ -	$ -	$ -
1675	T626001039	369.0	$ -	$ -	$ -	$ -	$ -	$ -	$ -	$ -	$ -	$ -	$ -
1676	T680001041	367.1	$ -	$ -	$ -	$ -	$ -	$ -	$ -	$ -	$ -	$ -	$ -
1677	T680001041	368.0	$ -	$ -	$ -	$ -	$ -	$ -	$ -	$ -	$ -	$ -	$ -
1678	T680001041	369.0	$ -	$ -	$ -	$ -	$ -	$ -	$ -	$ -	$ -	$ -	$ -
1679	T660001042	367.1	$ -	$ -	$ -	$ -	$ -	$ -	$ -	$ -	$ -	$ -	$ -
1680	T660001042	368.0	$ -	$ -	$ -	$ -	$ -	$ -	$ -	$ -	$ -	$ -	$ -
1681	T660001042	369.0	$ -	$ -	$ -	$ -	$ -	$ -	$ -	$ -	$ -	$ -	$ -
1682	T624001043	367.1	$ -	$ -	$ -	$ -	$ -	$ -	$ -	$ -	$ -	$ -	$ -
1683	T624001043	368.0	$ -	$ -	$ -	$ -	$ -	$ -	$ -	$ -	$ -	$ -	$ -
1684	T624001043	369.0	$ -	$ -	$ -	$ -	$ -	$ -	$ -	$ -	$ -	$ -	$ -
1685	610001044	376.1	$ -	$ -	$ -	$ -	$ -	$ -	$ -	$ -	$ -	$ -	$ -
1686	610001044	376.2	$ -	$ -	$ -	$ -	$ -	$ -	$ -	$ -	$ -	$ -	$ -
1687	610001044	376.4	$ -	$ -	$ -	$ -	$ -	$ -	$ -	$ -	$ -	$ -	$ -
1688	610001044	380.0	$ -	$ -	$ -	$ -	$ -	$ -	$ -	$ -	$ -	$ -	$ -
1689	T660001045	367.1	$ -	$ -	$ -	$ -	$ -	$ -	$ -	$ -	$ -	$ -	$ -
1690	T660001045	368.0	$ -	$ -	$ -	$ -	$ -	$ -	$ -	$ -	$ -	$ -	$ -
1691	T660001045	369.0	$ -	$ -	$ -	$ -	$ -	$ -	$ -	$ -	$ -	$ -	$ -
1692	T680001046	368.0	$ -	$ -	$ -	$ -	$ -	$ -	$ 38,166	$ 38,166	$ 38,166	$ 38,166	$ 38,166
1693	T680001046	369.0	$ -	$ -	$ -	$ -	$ -	$ -	$ 152,663	$ 152,663	$ 152,663	$ 152,663	$ 152,663
1694	610001047	376.1	$ -	$ -	$ -	$ -	$ -	$ -	$ -	$ -	$ -	$ -	$ -
1695	610001047	376.2	$ -	$ -	$ -	$ -	$ -	$ -	$ -	$ -	$ -	$ -	$ -
1696	610001047	376.4	$ -	$ -	$ -	$ -	$ -	$ -	$ -	$ -	$ -	$ -	$ -
1697	610001047	380.0	$ -	$ -	$ -	$ -	$ -	$ -	$ -	$ -	$ -	$ -	$ -
1698	610001048	376.1	$ -	$ -	$ -	$ -	$ -	$ -	$ -	$ -	$ -	$ -	$ -
1699	610001048	376.2	$ -	$ -	$ -	$ -	$ -	$ -	$ -	$ -	$ -	$ -	$ -
1700	610001048	376.4	$ -	$ -	$ -	$ -	$ -	$ -	$ -	$ -	$ -	$ -	$ -
1701	610001048	380.0	$ -	$ -	$ -	$ -	$ -	$ -	$ -	$ -	$ -	$ -	$ -
1702	611001049	376.1	$ -	$ -	$ -	$ -	$ -	$ -	$ -	$ -	$ -	$ -	$ -
1703	611001049	376.2	$ -	$ -	$ -	$ -	$ -	$ -	$ -	$ -	$ -	$ -	$ -
1704	611001049	376.4	$ -	$ -	$ -	$ -	$ -	$ -	$ -	$ -	$ -	$ -	$ -
1705	601001050	391.2	$ -	$ -	$ -	$ -	$ -	$ -	$ -	$ -	$ -	$ -	$ -
1706	601001050	397.0	$ -	$ -	$ -	$ -	$ -	$ -	$ -	$ -	$ -	$ -	$ -
1707	601001050	398.0	$ -	$ -	$ -	$ -	$ -	$ -	$ -	$ -	$ -	$ -	$ -
1708	601001054	391.2	$ -	$ -	$ -	$ -	$ -	$ -	$ -	$ -	$ -	$ -	$ -
1709	601001054	397.0	$ -	$ -	$ -	$ -	$ -	$ -	$ -	$ -	$ -	$ -	$ -
1710	601001054	398.0	$ -	$ -	$ -	$ -	$ -	$ -	$ -	$ -	$ -	$ -	$ -
1711	601001056	391.2	$ -	$ -	$ -	$ -	$ -	$ -	$ -	$ -	$ -	$ -	$ -
1712	601001056	397.0	$ -	$ -	$ -	$ -	$ -	$ -	$ -	$ -	$ -	$ -	$ -
1713	601001056	398.0	$ -	$ -	$ -	$ -	$ -	$ -	$ -	$ -	$ -	$ -	$ -
1714	601001058	391.2	$ -	$ -	$ -	$ -	$ -	$ -	$ -	$ -	$ -	$ -	$ -
1715	601001058	397.0	$ -	$ -	$ -	$ -	$ -	$ -	$ -	$ -	$ -	$ -	$ -
1716	601001058	398.0	$ -	$ -	$ -	$ -	$ -	$ -	$ -	$ -	$ -	$ -	$ -
1717	601001059	303.3	$ -	$ -	$ 523,099	$ 523,099	$ 523,099	$ 523,099	$ 523,099	$ 523,099	$ 523,099	$ 523,099	$ 523,099
1718	601001060	303.3	$ -	$ -	$ -	$ -	$ -	$ -	$ -	$ -	$ -	$ -	$ -

Sponsored by NMGC Witness Erik C. Buchanan

NEW MEXICO GAS COMPANY, INC.

Gross Balances
Base Period - 12 Months Ending March 31, 2023
Future Test Year - 12 Months Ending September 30, 2025

	A	B	N	O	P	Q	R	S	T	U	V	W	X	Y
1														
2			Balance	Balance	Balance	Balance	Balance	Balance	Balance	Balance	Balance	Balance	Balance	Balance
3	Investment Number / Beginning Balance	FERC Account	2/29/2024	3/31/2024	4/30/2024	5/31/2024	6/30/2024	7/31/2024	8/31/2024	9/30/2024	10/31/2024	11/30/2024	12/31/2024	1/31/2025
1670	T626001037	369.0	$ -	$ -	$ -	$ -	$ -	$ -	$ -	$ -	$ -	$ -	$ -	$ -
1671	T610001038	367.1	$ -	$ -	$ -	$ -	$ -	$ -	$ -	$ -	$ -	$ -	$ -	$ -
1672	T610001038	368.0	$ -	$ -	$ -	$ -	$ -	$ -	$ -	$ -	$ -	$ -	$ -	$ -
1673	T610001038	369.0	$ -	$ -	$ -	$ -	$ -	$ -	$ -	$ -	$ -	$ -	$ -	$ -
1674	T626001039	368.0	$ -	$ -	$ -	$ -	$ -	$ -	$ -	$ -	$ -	$ -	$ -	$ -
1675	T626001039	369.0	$ -	$ -	$ -	$ -	$ -	$ -	$ -	$ -	$ -	$ -	$ -	$ -
1676	T680001041	367.1	$ -	$ -	$ -	$ -	$ -	$ -	$ -	$ -	$ -	$ -	$ -	$ -
1677	T680001041	368.0	$ -	$ -	$ -	$ -	$ -	$ -	$ -	$ -	$ -	$ -	$ -	$ -
1678	T680001041	369.0	$ -	$ -	$ -	$ -	$ -	$ -	$ -	$ -	$ -	$ -	$ -	$ -
1679	T660001042	367.1	$ -	$ -	$ -	$ -	$ -	$ -	$ -	$ -	$ -	$ -	$ -	$ -
1680	T660001042	368.0	$ -	$ -	$ -	$ -	$ -	$ -	$ -	$ -	$ -	$ -	$ -	$ -
1681	T660001042	369.0	$ -	$ -	$ -	$ -	$ -	$ -	$ -	$ -	$ -	$ -	$ -	$ -
1682	T624001043	367.1	$ -	$ -	$ -	$ -	$ -	$ -	$ -	$ -	$ -	$ -	$ -	$ -
1683	T624001043	368.0	$ -	$ -	$ -	$ -	$ -	$ -	$ -	$ -	$ -	$ -	$ -	$ -
1684	T624001043	369.0	$ -	$ -	$ -	$ -	$ -	$ -	$ -	$ -	$ -	$ -	$ -	$ -
1685	610001044	376.1	$ -	$ -	$ -	$ -	$ -	$ -	$ -	$ -	$ -	$ -	$ -	$ -
1686	610001044	376.2	$ -	$ -	$ -	$ -	$ -	$ -	$ -	$ -	$ -	$ -	$ -	$ -
1687	610001044	376.4	$ -	$ -	$ -	$ -	$ -	$ -	$ -	$ -	$ -	$ -	$ -	$ -
1688	610001044	380.0	$ -	$ -	$ -	$ -	$ -	$ -	$ -	$ -	$ -	$ -	$ -	$ -
1689	T660001045	367.1	$ -	$ -	$ -	$ -	$ -	$ -	$ -	$ -	$ -	$ -	$ -	$ -
1690	T660001045	368.0	$ -	$ -	$ -	$ -	$ -	$ -	$ -	$ -	$ -	$ -	$ -	$ -
1691	T660001045	369.0	$ -	$ -	$ -	$ -	$ -	$ -	$ -	$ -	$ -	$ -	$ -	$ -
1692	T680001046	368.0	$ 38,166	$ 38,166	$ 38,166	$ 38,166	$ 38,166	$ 38,166	$ 38,166	$ 38,166	$ 38,166	$ 38,166	$ 38,166	$ 38,166
1693	T680001046	369.0	$ 152,663	$ 152,663	$ 152,663	$ 152,663	$ 152,663	$ 152,663	$ 152,663	$ 152,663	$ 152,663	$ 152,663	$ 152,663	$ 152,663
1694	610001047	376.1	$ -	$ -	$ -	$ -	$ -	$ -	$ -	$ -	$ -	$ -	$ -	$ -
1695	610001047	376.2	$ -	$ -	$ -	$ -	$ -	$ -	$ -	$ -	$ -	$ -	$ -	$ -
1696	610001047	376.4	$ -	$ -	$ -	$ -	$ -	$ -	$ -	$ -	$ -	$ -	$ -	$ -
1697	610001047	380.0	$ -	$ -	$ -	$ -	$ -	$ -	$ -	$ -	$ -	$ -	$ -	$ -
1698	610001048	376.1	$ -	$ -	$ -	$ -	$ -	$ -	$ -	$ -	$ -	$ -	$ -	$ -
1699	610001048	376.2	$ -	$ -	$ -	$ -	$ -	$ -	$ -	$ -	$ -	$ -	$ -	$ -
1700	610001048	376.4	$ -	$ -	$ -	$ -	$ -	$ -	$ -	$ -	$ -	$ -	$ -	$ -
1701	610001048	380.0	$ -	$ -	$ -	$ -	$ -	$ -	$ -	$ -	$ -	$ -	$ -	$ -
1702	611001049	376.1	$ -	$ -	$ -	$ -	$ -	$ -	$ -	$ -	$ -	$ -	$ -	$ -
1703	611001049	376.2	$ -	$ -	$ -	$ -	$ -	$ -	$ -	$ -	$ -	$ -	$ -	$ -
1704	611001049	376.4	$ -	$ -	$ -	$ -	$ -	$ -	$ -	$ -	$ -	$ -	$ -	$ -
1705	601001050	391.2	$ -	$ -	$ -	$ -	$ -	$ -	$ -	$ -	$ -	$ -	$ -	$ -
1706	601001050	397.0	$ -	$ -	$ -	$ -	$ -	$ -	$ -	$ -	$ -	$ -	$ -	$ -
1707	601001050	398.0	$ -	$ -	$ -	$ -	$ -	$ -	$ -	$ -	$ -	$ -	$ -	$ -
1708	601001054	391.2	$ -	$ -	$ -	$ -	$ -	$ -	$ -	$ -	$ -	$ -	$ -	$ -
1709	601001054	397.0	$ -	$ -	$ -	$ -	$ -	$ -	$ -	$ -	$ -	$ -	$ -	$ -
1710	601001054	398.0	$ -	$ -	$ -	$ -	$ -	$ -	$ -	$ -	$ -	$ -	$ -	$ -
1711	601001056	391.2	$ -	$ -	$ -	$ -	$ -	$ -	$ -	$ -	$ -	$ -	$ -	$ -
1712	601001056	397.0	$ -	$ -	$ -	$ -	$ -	$ -	$ -	$ -	$ -	$ -	$ -	$ -
1713	601001056	398.0	$ -	$ -	$ -	$ -	$ -	$ -	$ -	$ -	$ -	$ -	$ -	$ -
1714	601001058	391.2	$ -	$ -	$ -	$ -	$ -	$ -	$ -	$ -	$ -	$ -	$ -	$ -
1715	601001058	397.0	$ -	$ -	$ -	$ -	$ -	$ -	$ -	$ -	$ -	$ -	$ -	$ -
1716	601001058	398.0	$ -	$ -	$ -	$ -	$ -	$ -	$ -	$ -	$ -	$ -	$ -	$ -
1717	601001059	303.3	$ 523,099	$ 523,099	$ 523,099	$ 523,099	$ 523,099	$ 523,099	$ 523,099	$ 523,099	$ 523,099	$ 523,099	$ 523,099	$ 523,099
1718	601001060	303.3	$ -	$ -	$ -	$ -	$ -	$ -	$ -	$ -	$ -	$ -	$ -	$ -

Sponsored by NMGC Witness Erik C. Buchanan

WP Plant 3 Gross Balances

NEW MEXICO GAS COMPANY, INC.

Gross Balances
Base Period - 12 Months Ending March 31, 2023
Future Test Year - 12 Months Ending September 30, 2025

	A	B	Z	AA	AB	AC	AD	AE	AF	AG
1										
2			Balance	Balance	Balance	Balance	Balance	Balance	Balance	Balance
3	Investment Number / Beginning Balance	FERC Account	2/28/2025	3/31/2025	4/30/2025	5/31/2025	6/30/2025	7/31/2025	8/31/2025	9/30/2025
1670	T626001037	369.0	$ -	$ -	$ -	$ -	$ -	$ -	$ -	$ -
1671	T610001038	367.1	$ -	$ -	$ -	$ -	$ -	$ -	$ -	$ -
1672	T610001038	368.0	$ -	$ -	$ -	$ -	$ -	$ -	$ -	$ -
1673	T610001038	369.0	$ -	$ -	$ -	$ -	$ -	$ -	$ -	$ -
1674	T626001039	368.0	$ -	$ -	$ -	$ -	$ -	$ -	$ -	$ -
1675	T626001039	369.0	$ -	$ -	$ -	$ -	$ -	$ -	$ -	$ -
1676	T680001041	367.1	$ -	$ -	$ -	$ -	$ -	$ -	$ -	$ -
1677	T680001041	368.0	$ -	$ -	$ -	$ -	$ -	$ -	$ -	$ -
1678	T680001041	369.0	$ -	$ -	$ -	$ -	$ -	$ -	$ -	$ -
1679	T660001042	367.1	$ -	$ -	$ -	$ -	$ -	$ -	$ -	$ -
1680	T660001042	368.0	$ -	$ -	$ -	$ -	$ -	$ -	$ -	$ -
1681	T660001042	369.0	$ -	$ -	$ -	$ -	$ -	$ -	$ -	$ -
1682	T624001043	367.1	$ -	$ -	$ -	$ -	$ -	$ -	$ -	$ -
1683	T624001043	368.0	$ -	$ -	$ -	$ -	$ -	$ -	$ -	$ -
1684	T624001043	369.0	$ -	$ -	$ -	$ -	$ -	$ -	$ -	$ -
1685	610001044	376.1	$ -	$ -	$ -	$ -	$ -	$ -	$ -	$ -
1686	610001044	376.2	$ -	$ -	$ -	$ -	$ -	$ -	$ -	$ -
1687	610001044	376.4	$ -	$ -	$ -	$ -	$ -	$ -	$ -	$ -
1688	610001044	380.0	$ -	$ -	$ -	$ -	$ -	$ -	$ -	$ -
1689	T660001045	367.1	$ -	$ -	$ -	$ -	$ -	$ -	$ -	$ -
1690	T660001045	368.0	$ -	$ -	$ -	$ -	$ -	$ -	$ -	$ -
1691	T660001045	369.0	$ -	$ -	$ -	$ -	$ -	$ -	$ -	$ -
1692	T680001046	368.0	$ 38,166	$ 38,166	$ 38,166	$ 38,166	$ 38,166	$ 38,166	$ 38,166	$ 38,166
1693	T680001046	369.0	$ 152,663	$ 152,663	$ 152,663	$ 152,663	$ 152,663	$ 152,663	$ 152,663	$ 152,663
1694	610001047	376.1	$ -	$ -	$ -	$ -	$ -	$ -	$ -	$ -
1695	610001047	376.2	$ -	$ -	$ -	$ -	$ -	$ -	$ -	$ -
1696	610001047	376.4	$ -	$ -	$ -	$ -	$ -	$ -	$ -	$ -
1697	610001047	380.0	$ -	$ -	$ -	$ -	$ -	$ -	$ -	$ -
1698	610001048	376.1	$ -	$ -	$ -	$ -	$ -	$ -	$ -	$ -
1699	610001048	376.2	$ -	$ -	$ -	$ -	$ -	$ -	$ -	$ -
1700	610001048	376.4	$ -	$ -	$ -	$ -	$ -	$ -	$ -	$ -
1701	610001048	380.0	$ -	$ -	$ -	$ -	$ -	$ -	$ -	$ -
1702	611001049	376.1	$ -	$ -	$ -	$ -	$ -	$ -	$ -	$ -
1703	611001049	376.2	$ -	$ -	$ -	$ -	$ -	$ -	$ -	$ -
1704	611001049	376.4	$ -	$ -	$ -	$ -	$ -	$ -	$ -	$ -
1705	601001050	391.2	$ -	$ -	$ -	$ -	$ -	$ -	$ -	$ -
1706	601001050	397.0	$ -	$ -	$ -	$ -	$ -	$ -	$ -	$ -
1707	601001050	398.0	$ -	$ -	$ -	$ -	$ -	$ -	$ -	$ -
1708	601001054	391.2	$ -	$ -	$ -	$ -	$ -	$ -	$ -	$ -
1709	601001054	397.0	$ -	$ -	$ -	$ -	$ -	$ -	$ -	$ -
1710	601001054	398.0	$ -	$ -	$ -	$ -	$ -	$ -	$ -	$ -
1711	601001056	391.2	$ -	$ -	$ -	$ -	$ -	$ -	$ -	$ -
1712	601001056	397.0	$ -	$ -	$ -	$ -	$ -	$ -	$ -	$ -
1713	601001056	398.0	$ -	$ -	$ -	$ -	$ -	$ -	$ -	$ -
1714	601001058	391.2	$ -	$ -	$ -	$ -	$ -	$ -	$ -	$ -
1715	601001058	397.0	$ -	$ -	$ -	$ -	$ -	$ -	$ -	$ -
1716	601001058	398.0	$ -	$ -	$ -	$ -	$ -	$ -	$ -	$ -
1717	601001059	303.3	$ 523,099	$ 523,099	$ 523,099	$ 523,099	$ 523,099	$ 523,099	$ 523,099	$ 523,099
1718	601001060	303.3	$ -	$ -	$ -	$ -	$ -	$ -	$ -	$ -

Sponsored by NMGC Witness Erik C. Buchanan

NEW MEXICO GAS COMPANY, INC.

Gross Balances
Base Period - 12 Months Ending March 31, 2023
Future Test Year - 12 Months Ending September 30, 2025

	A	B	C	D	E	F	G	H	I	J	K	L	M
1			Adjusted Base Period										
2			Balance	Balance	Balance	Balance	Balance	Balance	Balance	Balance	Balance	Balance	Balance
3	Investment Number / Beginning Balance	FERC Account	3/31/2023	4/30/2023	5/31/2023	6/30/2023	7/31/2023	8/31/2023	9/30/2023	10/31/2023	11/30/2023	12/31/2023	1/31/2024
1719	601001061	391.2	$ -	$ -	$ -	$ -	$ -	$ -	$ -	$ -	$ -	$ -	$ -
1720	601001061	397.0	$ -	$ -	$ -	$ -	$ -	$ -	$ -	$ -	$ -	$ -	$ -
1721	601001061	398.0	$ -	$ -	$ -	$ -	$ -	$ -	$ -	$ -	$ -	$ -	$ -
1722	T624001062	367.1	$ -	$ -	$ (3,343)	$ (3,343)	$ (3,343)	$ (3,343)	$ (3,343)	$ (3,343)	$ (3,343)	$ (3,343)	$ (3,343)
1723	T624001062	368.0	$ -	$ -	$ (3,647)	$ (3,647)	$ (3,647)	$ (3,647)	$ (3,647)	$ (3,647)	$ (3,647)	$ (3,647)	$ (3,647)
1724	T624001062	369.0	$ -	$ -	$ (3,141)	$ (3,141)	$ (3,141)	$ (3,141)	$ (3,141)	$ (3,141)	$ (3,141)	$ (3,141)	$ (3,141)
1725	601001063	391.2	$ -	$ -	$ -	$ -	$ -	$ -	$ -	$ -	$ -	$ -	$ -
1726	601001063	397.0	$ -	$ -	$ -	$ -	$ -	$ -	$ -	$ -	$ -	$ -	$ -
1727	601001063	398.0	$ -	$ -	$ -	$ -	$ -	$ -	$ -	$ -	$ -	$ -	$ -
1728	601001064	391.2	$ -	$ -	$ -	$ -	$ -	$ -	$ -	$ -	$ -	$ 571,439	$ 571,439
1729	601001064	397.0	$ -	$ -	$ -	$ -	$ -	$ -	$ -	$ -	$ -	$ 21,429	$ 21,429
1730	601001064	398.0	$ -	$ -	$ -	$ -	$ -	$ -	$ -	$ -	$ -	$ 121,431	$ 121,431
1731	601001065	391.2	$ -	$ -	$ -	$ -	$ -	$ -	$ -	$ -	$ -	$ -	$ -
1732	601001065	397.0	$ -	$ -	$ -	$ -	$ -	$ -	$ -	$ -	$ -	$ -	$ -
1733	601001065	398.0	$ -	$ -	$ -	$ -	$ -	$ -	$ -	$ -	$ -	$ -	$ -
1734	601001067	391.2	$ -	$ -	$ -	$ -	$ -	$ -	$ -	$ -	$ -	$ -	$ -
1735	601001067	397.0	$ -	$ -	$ -	$ -	$ -	$ -	$ -	$ -	$ -	$ -	$ -
1736	601001067	398.0	$ -	$ -	$ -	$ -	$ -	$ -	$ -	$ -	$ -	$ -	$ -
1737	601001068	391.2	$ -	$ -	$ -	$ -	$ -	$ -	$ -	$ -	$ -	$ -	$ -
1738	601001068	397.0	$ -	$ -	$ -	$ -	$ -	$ -	$ -	$ -	$ -	$ -	$ -
1739	601001068	398.0	$ -	$ -	$ -	$ -	$ -	$ -	$ -	$ -	$ -	$ -	$ -
1740	601001069	391.2	$ -	$ -	$ -	$ -	$ -	$ -	$ -	$ -	$ -	$ -	$ -
1741	601001069	397.0	$ -	$ -	$ -	$ -	$ -	$ -	$ -	$ -	$ -	$ -	$ -
1742	601001069	398.0	$ -	$ -	$ -	$ -	$ -	$ -	$ -	$ -	$ -	$ -	$ -
1743	601001070	391.2	$ -	$ -	$ -	$ -	$ -	$ -	$ -	$ -	$ -	$ -	$ -
1744	601001070	397.0	$ -	$ -	$ -	$ -	$ -	$ -	$ -	$ -	$ -	$ -	$ -
1745	601001070	398.0	$ -	$ -	$ -	$ -	$ -	$ -	$ -	$ -	$ -	$ -	$ -
1746	T660001072	367.1	$ -	$ -	$ -	$ -	$ -	$ -	$ -	$ -	$ -	$ -	$ -
1747	T660001072	368.0	$ -	$ -	$ -	$ -	$ -	$ -	$ -	$ -	$ -	$ -	$ -
1748	T660001072	369.0	$ -	$ -	$ -	$ -	$ -	$ -	$ -	$ -	$ -	$ -	$ -
1749	T626001073	367.1	$ -	$ -	$ -	$ -	$ -	$ -	$ -	$ -	$ -	$ -	$ -
1750	T626001073	368.0	$ -	$ -	$ -	$ -	$ -	$ -	$ -	$ -	$ -	$ -	$ -
1751	T626001073	369.0	$ -	$ -	$ -	$ -	$ -	$ -	$ -	$ -	$ -	$ -	$ -
1752	T626001074	367.1	$ -	$ -	$ -	$ -	$ -	$ -	$ -	$ -	$ -	$ -	$ -
1753	T626001074	368.0	$ -	$ -	$ -	$ -	$ -	$ -	$ -	$ -	$ -	$ -	$ -
1754	T626001074	369.0	$ -	$ -	$ -	$ -	$ -	$ -	$ -	$ -	$ -	$ -	$ -
1755	T621001075	367.1	$ -	$ -	$ -	$ -	$ -	$ -	$ -	$ -	$ -	$ -	$ -
1756	T621001075	368.0	$ -	$ -	$ -	$ -	$ -	$ -	$ -	$ -	$ -	$ -	$ -
1757	T621001075	369.0	$ -	$ -	$ -	$ -	$ -	$ -	$ -	$ -	$ -	$ -	$ -
1758	T660001077	367.1	$ -	$ -	$ -	$ -	$ -	$ -	$ -	$ -	$ -	$ -	$ -
1759	T660001077	368.0	$ -	$ -	$ -	$ -	$ -	$ -	$ -	$ -	$ -	$ -	$ -
1760	T660001077	369.0	$ -	$ -	$ -	$ -	$ -	$ -	$ -	$ -	$ -	$ -	$ -
1761	T680001078	367.1	$ -	$ -	$ -	$ -	$ -	$ -	$ -	$ -	$ -	$ -	$ -
1762	T680001078	368.0	$ -	$ -	$ -	$ -	$ -	$ -	$ -	$ -	$ -	$ -	$ -
1763	T680001078	369.0	$ -	$ -	$ -	$ -	$ -	$ -	$ -	$ -	$ -	$ -	$ -
1764	T624001079	367.1	$ -	$ -	$ -	$ -	$ -	$ -	$ -	$ -	$ -	$ -	$ -
1765	T624001079	368.0	$ -	$ -	$ -	$ -	$ -	$ -	$ -	$ -	$ -	$ -	$ -
1766	T624001079	369.0	$ -	$ -	$ -	$ -	$ -	$ -	$ -	$ -	$ -	$ -	$ -
1767	T660001080	367.1	$ -	$ -	$ -	$ -	$ -	$ -	$ -	$ -	$ -	$ -	$ -

Sponsored by NMGC Witness Erik C. Buchanan

WP Plant 3 Gross Balances

NEW MEXICO GAS COMPANY, INC.

Gross Balances
Base Period - 12 Months Ending March 31, 2023
Future Test Year - 12 Months Ending September 30, 2025

	A	B	N	O	P	Q	R	S	T	U	V	W	X	Y
1														
2			Balance	Balance	Balance	Balance	Balance	Balance	Balance	Balance	Balance	Balance	Balance	Balance
3	Investment Number / Beginning Balance	FERC Account	2/29/2024	3/31/2024	4/30/2024	5/31/2024	6/30/2024	7/31/2024	8/31/2024	9/30/2024	10/31/2024	11/30/2024	12/31/2024	1/31/2025
1719	601001061	391.2	$ -	$ -	$ -	$ -	$ -	$ -	$ -	$ -	$ -	$ -	$ -	$ -
1720	601001061	397.0	$ -	$ -	$ -	$ -	$ -	$ -	$ -	$ -	$ -	$ -	$ -	$ -
1721	601001061	398.0	$ -	$ -	$ -	$ -	$ -	$ -	$ -	$ -	$ -	$ -	$ -	$ -
1722	T624001062	367.1	$ (3,343)	$ (3,343)	$ (3,343)	$ (3,343)	$ (3,343)	$ (3,343)	$ (3,343)	$ (3,343)	$ (3,343)	$ (3,343)	$ (3,343)	$ (3,343)
1723	T624001062	368.0	$ (3,647)	$ (3,647)	$ (3,647)	$ (3,647)	$ (3,647)	$ (3,647)	$ (3,647)	$ (3,647)	$ (3,647)	$ (3,647)	$ (3,647)	$ (3,647)
1724	T624001062	369.0	$ (3,141)	$ (3,141)	$ (3,141)	$ (3,141)	$ (3,141)	$ (3,141)	$ (3,141)	$ (3,141)	$ (3,141)	$ (3,141)	$ (3,141)	$ (3,141)
1725	601001063	391.2	$ -	$ -	$ -	$ -	$ -	$ -	$ -	$ -	$ -	$ -	$ -	$ -
1726	601001063	397.0	$ -	$ -	$ -	$ -	$ -	$ -	$ -	$ -	$ -	$ -	$ -	$ -
1727	601001063	398.0	$ -	$ -	$ -	$ -	$ -	$ -	$ -	$ -	$ -	$ -	$ -	$ -
1728	601001064	391.2	$ 571,439	$ 571,439	$ 571,439	$ 571,439	$ 571,439	$ 571,439	$ 571,439	$ 571,439	$ 571,439	$ 571,439	$ 571,439	$ 571,439
1729	601001064	397.0	$ 21,429	$ 21,429	$ 21,429	$ 21,429	$ 21,429	$ 21,429	$ 21,429	$ 21,429	$ 21,429	$ 21,429	$ 21,429	$ 21,429
1730	601001064	398.0	$ 121,431	$ 121,431	$ 121,431	$ 121,431	$ 121,431	$ 121,431	$ 121,431	$ 121,431	$ 121,431	$ 121,431	$ 121,431	$ 121,431
1731	601001065	391.2	$ -	$ -	$ -	$ -	$ -	$ -	$ -	$ -	$ -	$ -	$ -	$ -
1732	601001065	397.0	$ -	$ -	$ -	$ -	$ -	$ -	$ -	$ -	$ -	$ -	$ -	$ -
1733	601001065	398.0	$ -	$ -	$ -	$ -	$ -	$ -	$ -	$ -	$ -	$ -	$ -	$ -
1734	601001067	391.2	$ -	$ -	$ -	$ -	$ -	$ -	$ -	$ -	$ -	$ -	$ -	$ -
1735	601001067	397.0	$ -	$ -	$ -	$ -	$ -	$ -	$ -	$ -	$ -	$ -	$ -	$ -
1736	601001067	398.0	$ -	$ -	$ -	$ -	$ -	$ -	$ -	$ -	$ -	$ -	$ -	$ -
1737	601001068	391.2	$ -	$ -	$ -	$ -	$ -	$ -	$ -	$ -	$ -	$ -	$ -	$ -
1738	601001068	397.0	$ -	$ -	$ -	$ -	$ -	$ -	$ -	$ -	$ -	$ -	$ -	$ -
1739	601001068	398.0	$ -	$ -	$ -	$ -	$ -	$ -	$ -	$ -	$ -	$ -	$ -	$ -
1740	601001069	391.2	$ -	$ -	$ -	$ -	$ -	$ -	$ -	$ -	$ -	$ -	$ -	$ -
1741	601001069	397.0	$ -	$ -	$ -	$ -	$ -	$ -	$ -	$ -	$ -	$ -	$ -	$ -
1742	601001069	398.0	$ -	$ -	$ -	$ -	$ -	$ -	$ -	$ -	$ -	$ -	$ -	$ -
1743	601001070	391.2	$ -	$ -	$ -	$ -	$ -	$ -	$ -	$ -	$ -	$ -	$ -	$ -
1744	601001070	397.0	$ -	$ -	$ -	$ -	$ -	$ -	$ -	$ -	$ -	$ -	$ -	$ -
1745	601001070	398.0	$ -	$ -	$ -	$ -	$ -	$ -	$ -	$ -	$ -	$ -	$ -	$ -
1746	T660001072	367.1	$ -	$ -	$ -	$ -	$ -	$ 558,881	$ 558,881	$ 558,881	$ 558,881	$ 558,881	$ 558,881	$ 558,881
1747	T660001072	368.0	$ -	$ -	$ -	$ -	$ -	$ 79,840	$ 79,840	$ 79,840	$ 79,840	$ 79,840	$ 79,840	$ 79,840
1748	T660001072	369.0	$ -	$ -	$ -	$ -	$ -	$ 159,680	$ 159,680	$ 159,680	$ 159,680	$ 159,680	$ 159,680	$ 159,680
1749	T626001073	367.1	$ -	$ -	$ -	$ -	$ -	$ -	$ -	$ -	$ -	$ -	$ -	$ -
1750	T626001073	368.0	$ -	$ -	$ -	$ -	$ -	$ -	$ -	$ -	$ -	$ -	$ -	$ -
1751	T626001073	369.0	$ -	$ -	$ -	$ -	$ -	$ -	$ -	$ -	$ -	$ -	$ -	$ -
1752	T626001074	367.1	$ -	$ -	$ -	$ -	$ -	$ -	$ -	$ -	$ -	$ -	$ -	$ -
1753	T626001074	368.0	$ -	$ -	$ -	$ -	$ -	$ -	$ -	$ -	$ -	$ -	$ -	$ -
1754	T626001074	369.0	$ -	$ -	$ -	$ -	$ -	$ -	$ -	$ -	$ -	$ -	$ -	$ -
1755	T621001075	367.1	$ -	$ -	$ -	$ -	$ -	$ -	$ -	$ -	$ -	$ -	$ -	$ -
1756	T621001075	368.0	$ -	$ -	$ -	$ -	$ -	$ -	$ -	$ -	$ -	$ -	$ -	$ -
1757	T621001075	369.0	$ -	$ -	$ -	$ -	$ -	$ -	$ -	$ -	$ -	$ -	$ -	$ -
1758	T660001077	367.1	$ -	$ -	$ -	$ -	$ -	$ -	$ -	$ -	$ -	$ -	$ -	$ -
1759	T660001077	368.0	$ -	$ -	$ -	$ -	$ -	$ -	$ -	$ -	$ -	$ -	$ -	$ -
1760	T660001077	369.0	$ -	$ -	$ -	$ -	$ -	$ -	$ -	$ -	$ -	$ -	$ -	$ -
1761	T680001078	367.1	$ -	$ -	$ -	$ -	$ -	$ -	$ -	$ -	$ -	$ -	$ -	$ -
1762	T680001078	368.0	$ -	$ -	$ -	$ -	$ -	$ -	$ -	$ -	$ -	$ -	$ -	$ -
1763	T680001078	369.0	$ -	$ -	$ -	$ -	$ -	$ -	$ -	$ -	$ -	$ -	$ -	$ -
1764	T624001079	367.1	$ -	$ -	$ -	$ -	$ -	$ -	$ -	$ -	$ -	$ -	$ -	$ -
1765	T624001079	368.0	$ -	$ -	$ -	$ -	$ -	$ -	$ -	$ -	$ -	$ -	$ -	$ -
1766	T624001079	369.0	$ -	$ -	$ -	$ -	$ -	$ -	$ -	$ -	$ -	$ -	$ -	$ -
1767	T660001080	367.1	$ -	$ -	$ -	$ -	$ -	$ -	$ -	$ -	$ -	$ -	$ -	$ -

Sponsored by NMGC Witness Erik C. Buchanan

NEW MEXICO GAS COMPANY, INC.

Gross Balances
Base Period - 12 Months Ending March 31, 2023
Future Test Year - 12 Months Ending September 30, 2025

	A	B	Z	AA	AB	AC	AD	AE	AF	AG
1										
2			Balance	Balance	Balance	Balance	Balance	Balance	Balance	Balance
3	Investment Number / Beginning Balance	FERC Account	2/28/2025	3/31/2025	4/30/2025	5/31/2025	6/30/2025	7/31/2025	8/31/2025	9/30/2025
1719	601001061	391.2	$ -	$ -	$ -	$ -	$ -	$ -	$ -	$ -
1720	601001061	397.0	$ -	$ -	$ -	$ -	$ -	$ -	$ -	$ -
1721	601001061	398.0	$ -	$ -	$ -	$ -	$ -	$ -	$ -	$ -
1722	T624001062	367.1	$ (3,343)	$ (3,343)	$ (3,343)	$ (3,343)	$ (3,343)	$ (3,343)	$ (3,343)	$ (3,343)
1723	T624001062	368.0	$ (3,647)	$ (3,647)	$ (3,647)	$ (3,647)	$ (3,647)	$ (3,647)	$ (3,647)	$ (3,647)
1724	T624001062	369.0	$ (3,141)	$ (3,141)	$ (3,141)	$ (3,141)	$ (3,141)	$ (3,141)	$ (3,141)	$ (3,141)
1725	601001063	391.2	$ -	$ -	$ -	$ -	$ -	$ -	$ -	$ -
1726	601001063	397.0	$ -	$ -	$ -	$ -	$ -	$ -	$ -	$ -
1727	601001063	398.0	$ -	$ -	$ -	$ -	$ -	$ -	$ -	$ -
1728	601001064	391.2	$ 571,439	$ 571,439	$ 571,439	$ 571,439	$ 571,439	$ 571,439	$ 571,439	$ 571,439
1729	601001064	397.0	$ 21,429	$ 21,429	$ 21,429	$ 21,429	$ 21,429	$ 21,429	$ 21,429	$ 21,429
1730	601001064	398.0	$ 121,431	$ 121,431	$ 121,431	$ 121,431	$ 121,431	$ 121,431	$ 121,431	$ 121,431
1731	601001065	391.2	$ -	$ -	$ -	$ -	$ -	$ -	$ -	$ -
1732	601001065	397.0	$ -	$ -	$ -	$ -	$ -	$ -	$ -	$ -
1733	601001065	398.0	$ -	$ -	$ -	$ -	$ -	$ -	$ -	$ -
1734	601001067	391.2	$ -	$ -	$ -	$ -	$ -	$ -	$ -	$ -
1735	601001067	397.0	$ -	$ -	$ -	$ -	$ -	$ -	$ -	$ -
1736	601001067	398.0	$ -	$ -	$ -	$ -	$ -	$ -	$ -	$ -
1737	601001068	391.2	$ -	$ -	$ -	$ -	$ -	$ -	$ -	$ -
1738	601001068	397.0	$ -	$ -	$ -	$ -	$ -	$ -	$ -	$ -
1739	601001068	398.0	$ -	$ -	$ -	$ -	$ -	$ -	$ -	$ -
1740	601001069	391.2	$ -	$ -	$ -	$ -	$ -	$ -	$ -	$ -
1741	601001069	397.0	$ -	$ -	$ -	$ -	$ -	$ -	$ -	$ -
1742	601001069	398.0	$ -	$ -	$ -	$ -	$ -	$ -	$ -	$ -
1743	601001070	391.2	$ -	$ -	$ -	$ -	$ -	$ -	$ -	$ -
1744	601001070	397.0	$ -	$ -	$ -	$ -	$ -	$ -	$ -	$ -
1745	601001070	398.0	$ -	$ -	$ -	$ -	$ -	$ -	$ -	$ -
1746	T660001072	367.1	$ 558,881	$ 558,881	$ 558,881	$ 558,881	$ 558,881	$ 558,881	$ 558,881	$ 558,881
1747	T660001072	368.0	$ 79,840	$ 79,840	$ 79,840	$ 79,840	$ 79,840	$ 79,840	$ 79,840	$ 79,840
1748	T660001072	369.0	$ 159,680	$ 159,680	$ 159,680	$ 159,680	$ 159,680	$ 159,680	$ 159,680	$ 159,680
1749	T626001073	367.1	$ -	$ -	$ -	$ -	$ -	$ -	$ -	$ -
1750	T626001073	368.0	$ -	$ -	$ -	$ -	$ -	$ -	$ -	$ -
1751	T626001073	369.0	$ -	$ -	$ -	$ -	$ -	$ -	$ -	$ -
1752	T626001074	367.1	$ -	$ -	$ -	$ -	$ -	$ -	$ -	$ -
1753	T626001074	368.0	$ -	$ -	$ -	$ -	$ -	$ -	$ -	$ -
1754	T626001074	369.0	$ -	$ -	$ -	$ -	$ -	$ -	$ -	$ -
1755	T621001075	367.1	$ -	$ -	$ -	$ -	$ -	$ -	$ -	$ -
1756	T621001075	368.0	$ -	$ -	$ -	$ -	$ -	$ -	$ -	$ -
1757	T621001075	369.0	$ -	$ -	$ -	$ -	$ -	$ -	$ -	$ -
1758	T660001077	367.1	$ -	$ -	$ -	$ -	$ -	$ -	$ -	$ -
1759	T660001077	368.0	$ -	$ -	$ -	$ -	$ -	$ -	$ -	$ -
1760	T660001077	369.0	$ -	$ -	$ -	$ -	$ -	$ -	$ -	$ -
1761	T680001078	367.1	$ -	$ -	$ -	$ -	$ -	$ -	$ -	$ -
1762	T680001078	368.0	$ -	$ -	$ -	$ -	$ -	$ -	$ -	$ -
1763	T680001078	369.0	$ -	$ -	$ -	$ -	$ -	$ -	$ -	$ -
1764	T624001079	367.1	$ -	$ -	$ -	$ -	$ -	$ -	$ -	$ -
1765	T624001079	368.0	$ -	$ -	$ -	$ -	$ -	$ -	$ -	$ -
1766	T624001079	369.0	$ -	$ -	$ -	$ -	$ -	$ -	$ -	$ -
1767	T660001080	367.1	$ -	$ -	$ -	$ -	$ -	$ -	$ -	$ -

Sponsored by NMGC Witness Erik C. Buchanan

NEW MEXICO GAS COMPANY, INC.

Gross Balances
Base Period - 12 Months Ending March 31, 2023
Future Test Year - 12 Months Ending September 30, 2025

	A	B	C	D	E	F	G	H	I	J	K	L	M
1			Adjusted Base Period										
2			Balance	Balance	Balance	Balance	Balance	Balance	Balance	Balance	Balance	Balance	Balance
3	Investment Number / Beginning Balance	FERC Account	3/31/2023	4/30/2023	5/31/2023	6/30/2023	7/31/2023	8/31/2023	9/30/2023	10/31/2023	11/30/2023	12/31/2023	1/31/2024
1768	T660001080	368.0	$ -	$ -	$ -	$ -	$ -	$ -	$ -	$ -	$ -	$ -	$ -
1769	T660001080	369.0	$ -	$ -	$ -	$ -	$ -	$ -	$ -	$ -	$ -	$ -	$ -
1770	627001081	376.1	$ -	$ -	$ 363	$ 363	$ 363	$ 363	$ 363	$ 363	$ 363	$ 363	$ 363
1771	627001081	376.2	$ -	$ -	$ 2,541	$ 2,541	$ 2,541	$ 2,541	$ 2,541	$ 2,541	$ 2,541	$ 2,541	$ 2,541
1772	627001081	376.4	$ -	$ -	$ 182	$ 182	$ 182	$ 182	$ 182	$ 182	$ 182	$ 182	$ 182
1773	627001081	380.0	$ -	$ -	$ 545	$ 545	$ 545	$ 545	$ 545	$ 545	$ 545	$ 545	$ 545
1774	T660001082	367.1	$ -	$ -	$ -	$ -	$ -	$ -	$ -	$ -	$ -	$ -	$ -
1775	T660001082	368.0	$ -	$ -	$ -	$ -	$ -	$ -	$ -	$ -	$ -	$ -	$ -
1776	T660001082	369.0	$ -	$ -	$ -	$ -	$ -	$ -	$ -	$ -	$ -	$ -	$ -
1777	T660001083	367.1	$ -	$ -	$ -	$ -	$ -	$ -	$ -	$ -	$ -	$ -	$ -
1778	T660001083	368.0	$ -	$ -	$ -	$ -	$ -	$ -	$ -	$ -	$ -	$ -	$ -
1779	T660001083	369.0	$ -	$ -	$ -	$ -	$ -	$ -	$ -	$ -	$ -	$ -	$ -
1780	601001085	303.3	$ -	$ -	$ -	$ -	$ -	$ -	$ -	$ -	$ -	$ -	$ -
1781	T621001087	367.1	$ -	$ -	$ -	$ -	$ -	$ -	$ -	$ -	$ -	$ -	$ -
1782	T621001087	368.0	$ -	$ -	$ -	$ -	$ -	$ -	$ -	$ -	$ -	$ -	$ -
1783	T621001087	369.0	$ -	$ -	$ -	$ -	$ -	$ -	$ -	$ -	$ -	$ -	$ -
1784	601001089	368.0	$ -	$ -	$ -	$ -	$ -	$ -	$ -	$ -	$ -	$ -	$ -
1785	601001089	369.0	$ -	$ -	$ -	$ -	$ -	$ -	$ -	$ -	$ -	$ -	$ -
1786	T624001090	367.1	$ -	$ -	$ -	$ -	$ -	$ -	$ -	$ -	$ -	$ -	$ -
1787	T624001090	368.0	$ -	$ -	$ -	$ -	$ -	$ -	$ -	$ -	$ -	$ -	$ -
1788	T624001090	369.0	$ -	$ -	$ -	$ -	$ -	$ -	$ -	$ -	$ -	$ -	$ -
1789	601001091	368.0	$ -	$ -	$ -	$ -	$ -	$ -	$ -	$ -	$ -	$ -	$ -
1790	601001091	369.0	$ -	$ -	$ -	$ -	$ -	$ -	$ -	$ -	$ -	$ -	$ -
1791	601001092	368.0	$ -	$ -	$ -	$ -	$ -	$ -	$ -	$ -	$ -	$ -	$ -
1792	601001092	369.0	$ -	$ -	$ -	$ -	$ -	$ -	$ -	$ -	$ -	$ -	$ -
1793	T621001093	367.1	$ -	$ -	$ -	$ -	$ -	$ -	$ -	$ -	$ -	$ -	$ -
1794	T621001093	368.0	$ -	$ -	$ -	$ -	$ -	$ -	$ -	$ -	$ -	$ -	$ -
1795	T621001093	369.0	$ -	$ -	$ -	$ -	$ -	$ -	$ -	$ -	$ -	$ -	$ -
1796	627001094	376.1	$ -	$ -	$ -	$ -	$ -	$ -	$ -	$ -	$ -	$ -	$ -
1797	627001094	376.2	$ -	$ -	$ -	$ -	$ -	$ -	$ -	$ -	$ -	$ -	$ -
1798	627001094	376.4	$ -	$ -	$ -	$ -	$ -	$ -	$ -	$ -	$ -	$ -	$ -
1799	601001095	368.0	$ -	$ -	$ -	$ -	$ -	$ -	$ -	$ -	$ -	$ 27,725	$ 27,725
1800	601001095	369.0	$ -	$ -	$ -	$ -	$ -	$ -	$ -	$ -	$ -	$ 110,900	$ 110,900
1801	T680001096	367.1	$ -	$ -	$ -	$ -	$ -	$ -	$ -	$ -	$ -	$ -	$ -
1802	T680001096	368.0	$ -	$ -	$ -	$ -	$ -	$ -	$ -	$ -	$ -	$ -	$ -
1803	T680001096	369.0	$ -	$ -	$ -	$ -	$ -	$ -	$ -	$ -	$ -	$ -	$ -
1804	T621001097	367.1	$ -	$ -	$ -	$ -	$ -	$ -	$ -	$ -	$ -	$ -	$ -
1805	T621001097	368.0	$ -	$ -	$ -	$ -	$ -	$ -	$ -	$ -	$ -	$ -	$ -
1806	T621001097	369.0	$ -	$ -	$ -	$ -	$ -	$ -	$ -	$ -	$ -	$ -	$ -
1807	601001098	368.0	$ -	$ -	$ -	$ -	$ -	$ -	$ -	$ -	$ -	$ -	$ -
1808	601001098	369.0	$ -	$ -	$ -	$ -	$ -	$ -	$ -	$ -	$ -	$ -	$ -
1809	T626001099	367.1	$ -	$ -	$ -	$ -	$ -	$ -	$ -	$ -	$ -	$ -	$ -
1810	T680001100	367.1	$ -	$ -	$ -	$ -	$ -	$ -	$ -	$ -	$ -	$ -	$ -
1811	T680001100	368.0	$ -	$ -	$ -	$ -	$ -	$ -	$ -	$ -	$ -	$ -	$ -
1812	T680001100	369.0	$ -	$ -	$ -	$ -	$ -	$ -	$ -	$ -	$ -	$ -	$ -
1813	T624001101	367.1	$ -	$ -	$ -	$ -	$ -	$ -	$ -	$ -	$ -	$ -	$ -
1814	T624001101	368.0	$ -	$ -	$ -	$ -	$ -	$ -	$ -	$ -	$ -	$ -	$ -
1815	T624001101	369.0	$ -	$ -	$ -	$ -	$ -	$ -	$ -	$ -	$ -	$ -	$ -
1816	T624001102	367.1	$ -	$ -	$ -	$ -	$ -	$ -	$ -	$ -	$ -	$ -	$ -

Sponsored by NMGC Witness Erik C. Buchanan

WP Plant 3 Gross Balances

NEW MEXICO GAS COMPANY, INC.

Gross Balances
Base Period - 12 Months Ending March 31, 2023
Future Test Year - 12 Months Ending September 30, 2025

	A	B	N	O	P	Q	R	S	T	U	V	W	X	Y
1														
2			Balance	Balance	Balance	Balance	Balance	Balance	Balance	Balance	Balance	Balance	Balance	Balance
3	Investment Number / Beginning Balance	FERC Account	2/29/2024	3/31/2024	4/30/2024	5/31/2024	6/30/2024	7/31/2024	8/31/2024	9/30/2024	10/31/2024	11/30/2024	12/31/2024	1/31/2025
1768	T660001080	368.0	$ -	$ -	$ -	$ -	$ -	$ -	$ -	$ -	$ -	$ -	$ -	$ -
1769	T660001080	369.0	$ -	$ -	$ -	$ -	$ -	$ -	$ -	$ -	$ -	$ -	$ -	$ -
1770	627001081	376.1	$ 363	$ 363	$ 363	$ 363	$ 363	$ 363	$ 363	$ 363	$ 363	$ 363	$ 363	$ 363
1771	627001081	376.2	$ 2,541	$ 2,541	$ 2,541	$ 2,541	$ 2,541	$ 2,541	$ 2,541	$ 2,541	$ 2,541	$ 2,541	$ 2,541	$ 2,541
1772	627001081	376.4	$ 182	$ 182	$ 182	$ 182	$ 182	$ 182	$ 182	$ 182	$ 182	$ 182	$ 182	$ 182
1773	627001081	380.0	$ 545	$ 545	$ 545	$ 545	$ 545	$ 545	$ 545	$ 545	$ 545	$ 545	$ 545	$ 545
1774	T660001082	367.1	$ -	$ -	$ -	$ -	$ -	$ -	$ -	$ -	$ -	$ -	$ -	$ -
1775	T660001082	368.0	$ -	$ -	$ -	$ -	$ -	$ -	$ -	$ -	$ -	$ -	$ -	$ -
1776	T660001082	369.0	$ -	$ -	$ -	$ -	$ -	$ -	$ -	$ -	$ -	$ -	$ -	$ -
1777	T660001083	367.1	$ -	$ -	$ -	$ -	$ -	$ -	$ -	$ -	$ -	$ -	$ -	$ -
1778	T660001083	368.0	$ -	$ -	$ -	$ -	$ -	$ -	$ -	$ -	$ -	$ -	$ -	$ -
1779	T660001083	369.0	$ -	$ -	$ -	$ -	$ -	$ -	$ -	$ -	$ -	$ -	$ -	$ -
1780	601001085	303.3	$ -	$ -	$ -	$ -	$ -	$ -	$ -	$ -	$ -	$ -	$ -	$ -
1781	T621001087	367.1	$ -	$ -	$ -	$ -	$ -	$ -	$ -	$ -	$ -	$ -	$ -	$ -
1782	T621001087	368.0	$ -	$ -	$ -	$ -	$ -	$ -	$ -	$ -	$ -	$ -	$ -	$ -
1783	T621001087	369.0	$ -	$ -	$ -	$ -	$ -	$ -	$ -	$ -	$ -	$ -	$ -	$ -
1784	601001089	368.0	$ -	$ -	$ -	$ -	$ -	$ -	$ -	$ -	$ -	$ -	$ -	$ -
1785	601001089	369.0	$ -	$ -	$ -	$ -	$ -	$ -	$ -	$ -	$ -	$ -	$ -	$ -
1786	T624001090	367.1	$ -	$ -	$ -	$ -	$ -	$ -	$ -	$ -	$ -	$ -	$ -	$ -
1787	T624001090	368.0	$ -	$ -	$ -	$ -	$ -	$ -	$ -	$ -	$ -	$ -	$ -	$ -
1788	T624001090	369.0	$ -	$ -	$ -	$ -	$ -	$ -	$ -	$ -	$ -	$ -	$ -	$ -
1789	601001091	368.0	$ -	$ -	$ -	$ -	$ -	$ -	$ -	$ -	$ -	$ -	$ -	$ -
1790	601001091	369.0	$ -	$ -	$ -	$ -	$ -	$ -	$ -	$ -	$ -	$ -	$ -	$ -
1791	601001092	368.0	$ -	$ -	$ -	$ -	$ -	$ -	$ -	$ -	$ -	$ -	$ 76,318	$ 76,318
1792	601001092	369.0	$ -	$ -	$ -	$ -	$ -	$ -	$ -	$ -	$ -	$ -	$ 305,272	$ 305,272
1793	T621001093	367.1	$ -	$ -	$ -	$ -	$ -	$ -	$ -	$ -	$ -	$ -	$ -	$ -
1794	T621001093	368.0	$ -	$ -	$ -	$ -	$ -	$ -	$ -	$ -	$ -	$ -	$ -	$ -
1795	T621001093	369.0	$ -	$ -	$ -	$ -	$ -	$ -	$ -	$ -	$ -	$ -	$ -	$ -
1796	627001094	376.1	$ -	$ -	$ -	$ -	$ -	$ -	$ -	$ -	$ -	$ -	$ -	$ -
1797	627001094	376.2	$ -	$ -	$ -	$ -	$ -	$ -	$ -	$ -	$ -	$ -	$ -	$ -
1798	627001094	376.4	$ -	$ -	$ -	$ -	$ -	$ -	$ -	$ -	$ -	$ -	$ -	$ -
1799	601001095	368.0	$ 27,725	$ 27,725	$ 27,725	$ 27,725	$ 27,725	$ 27,725	$ 27,725	$ 27,725	$ 27,725	$ 27,725	$ 27,725	$ 27,725
1800	601001095	369.0	$ 110,900	$ 110,900	$ 110,900	$ 110,900	$ 110,900	$ 110,900	$ 110,900	$ 110,900	$ 110,900	$ 110,900	$ 110,900	$ 110,900
1801	T680001096	367.1	$ -	$ -	$ -	$ -	$ -	$ -	$ -	$ -	$ -	$ -	$ -	$ -
1802	T680001096	368.0	$ -	$ -	$ -	$ -	$ -	$ -	$ -	$ -	$ -	$ -	$ -	$ -
1803	T680001096	369.0	$ -	$ -	$ -	$ -	$ -	$ -	$ -	$ -	$ -	$ -	$ -	$ -
1804	T621001097	367.1	$ -	$ -	$ -	$ -	$ -	$ -	$ -	$ -	$ -	$ -	$ -	$ -
1805	T621001097	368.0	$ -	$ -	$ -	$ -	$ -	$ -	$ -	$ -	$ -	$ -	$ -	$ -
1806	T621001097	369.0	$ -	$ -	$ -	$ -	$ -	$ -	$ -	$ -	$ -	$ -	$ -	$ -
1807	601001098	368.0	$ -	$ -	$ -	$ -	$ -	$ -	$ -	$ -	$ -	$ -	$ -	$ -
1808	601001098	369.0	$ -	$ -	$ -	$ -	$ -	$ -	$ -	$ -	$ -	$ -	$ -	$ -
1809	T626001099	367.1	$ -	$ -	$ -	$ -	$ -	$ -	$ -	$ -	$ -	$ -	$ -	$ -
1810	T680001100	367.1	$ -	$ -	$ -	$ -	$ -	$ -	$ -	$ -	$ -	$ -	$ 366,361	$ 366,361
1811	T680001100	368.0	$ -	$ -	$ -	$ -	$ -	$ -	$ -	$ -	$ -	$ -	$ 52,337	$ 52,337
1812	T680001100	369.0	$ -	$ -	$ -	$ -	$ -	$ -	$ -	$ -	$ -	$ -	$ 104,675	$ 104,675
1813	T624001101	367.1	$ -	$ -	$ -	$ -	$ -	$ -	$ -	$ -	$ -	$ -	$ -	$ -
1814	T624001101	368.0	$ -	$ -	$ -	$ -	$ -	$ -	$ -	$ -	$ -	$ -	$ -	$ -
1815	T624001101	369.0	$ -	$ -	$ -	$ -	$ -	$ -	$ -	$ -	$ -	$ -	$ -	$ -
1816	T624001102	367.1	$ -	$ -	$ -	$ -	$ -	$ -	$ -	$ -	$ -	$ -	$ -	$ -

Sponsored by NMGC Witness Erik C. Buchanan

WP Plant 3 Gross Balances

NEW MEXICO GAS COMPANY, INC.

Gross Balances
Base Period - 12 Months Ending March 31, 2023
Future Test Year - 12 Months Ending September 30, 2025

	A	B	Z	AA	AB	AC	AD	AE	AF	AG
1										
2			Balance	Balance	Balance	Balance	Balance	Balance	Balance	Balance
3	Investment Number / Beginning Balance	FERC Account	2/28/2025	3/31/2025	4/30/2025	5/31/2025	6/30/2025	7/31/2025	8/31/2025	9/30/2025
1768	T660001080	368.0	$ -	$ -	$ -	$ -	$ -	$ -	$ -	$ -
1769	T660001080	369.0	$ -	$ -	$ -	$ -	$ -	$ -	$ -	$ -
1770	627001081	376.1	$ 363	$ 363	$ 363	$ 363	$ 363	$ 363	$ 363	$ 363
1771	627001081	376.2	$ 2,541	$ 2,541	$ 2,541	$ 2,541	$ 2,541	$ 2,541	$ 2,541	$ 2,541
1772	627001081	376.4	$ 182	$ 182	$ 182	$ 182	$ 182	$ 182	$ 182	$ 182
1773	627001081	380.0	$ 545	$ 545	$ 545	$ 545	$ 545	$ 545	$ 545	$ 545
1774	T660001082	367.1	$ -	$ -	$ -	$ -	$ -	$ -	$ -	$ -
1775	T660001082	368.0	$ -	$ -	$ -	$ -	$ -	$ -	$ -	$ -
1776	T660001082	369.0	$ -	$ -	$ -	$ -	$ -	$ -	$ -	$ -
1777	T660001083	367.1	$ -	$ -	$ -	$ -	$ -	$ -	$ -	$ -
1778	T660001083	368.0	$ -	$ -	$ -	$ -	$ -	$ -	$ -	$ -
1779	T660001083	369.0	$ -	$ -	$ -	$ -	$ -	$ -	$ -	$ -
1780	601001085	303.3	$ -	$ -	$ -	$ -	$ -	$ -	$ -	$ -
1781	T621001087	367.1	$ -	$ -	$ -	$ -	$ -	$ -	$ -	$ -
1782	T621001087	368.0	$ -	$ -	$ -	$ -	$ -	$ -	$ -	$ -
1783	T621001087	369.0	$ -	$ -	$ -	$ -	$ -	$ -	$ -	$ -
1784	601001089	368.0	$ -	$ -	$ -	$ -	$ -	$ -	$ -	$ -
1785	601001089	369.0	$ -	$ -	$ -	$ -	$ -	$ -	$ -	$ -
1786	T624001090	367.1	$ -	$ -	$ -	$ -	$ -	$ -	$ -	$ -
1787	T624001090	368.0	$ -	$ -	$ -	$ -	$ -	$ -	$ -	$ -
1788	T624001090	369.0	$ -	$ -	$ -	$ -	$ -	$ -	$ -	$ -
1789	601001091	368.0	$ -	$ -	$ -	$ -	$ -	$ -	$ -	$ -
1790	601001091	369.0	$ -	$ -	$ -	$ -	$ -	$ -	$ -	$ -
1791	601001092	368.0	$ 76,318	$ 76,318	$ 76,318	$ 76,318	$ 76,318	$ 76,318	$ 76,318	$ 76,318
1792	601001092	369.0	$ 305,272	$ 305,272	$ 305,272	$ 305,272	$ 305,272	$ 305,272	$ 305,272	$ 305,272
1793	T621001093	367.1	$ -	$ -	$ -	$ -	$ -	$ -	$ -	$ -
1794	T621001093	368.0	$ -	$ -	$ -	$ -	$ -	$ -	$ -	$ -
1795	T621001093	369.0	$ -	$ -	$ -	$ -	$ -	$ -	$ -	$ -
1796	627001094	376.1	$ -	$ -	$ -	$ -	$ -	$ -	$ -	$ 156,704
1797	627001094	376.2	$ -	$ -	$ -	$ -	$ -	$ -	$ -	$ 121,881
1798	627001094	376.4	$ -	$ -	$ -	$ -	$ -	$ -	$ -	$ 69,646
1799	601001095	368.0	$ 27,725	$ 27,725	$ 27,725	$ 27,725	$ 27,725	$ 27,725	$ 27,725	$ 27,725
1800	601001095	369.0	$ 110,900	$ 110,900	$ 110,900	$ 110,900	$ 110,900	$ 110,900	$ 110,900	$ 110,900
1801	T680001096	367.1	$ -	$ -	$ -	$ -	$ -	$ -	$ -	$ -
1802	T680001096	368.0	$ -	$ -	$ -	$ -	$ -	$ -	$ -	$ -
1803	T680001096	369.0	$ -	$ -	$ -	$ -	$ -	$ -	$ -	$ -
1804	T621001097	367.1	$ -	$ -	$ -	$ -	$ -	$ -	$ -	$ -
1805	T621001097	368.0	$ -	$ -	$ -	$ -	$ -	$ -	$ -	$ -
1806	T621001097	369.0	$ -	$ -	$ -	$ -	$ -	$ -	$ -	$ -
1807	601001098	368.0	$ -	$ -	$ -	$ -	$ -	$ -	$ -	$ -
1808	601001098	369.0	$ -	$ -	$ -	$ -	$ -	$ -	$ -	$ -
1809	T626001099	367.1	$ -	$ -	$ -	$ -	$ -	$ -	$ -	$ -
1810	T680001100	367.1	$ 366,361	$ 366,361	$ 366,361	$ 366,361	$ 366,361	$ 366,361	$ 366,361	$ 366,361
1811	T680001100	368.0	$ 52,337	$ 52,337	$ 52,337	$ 52,337	$ 52,337	$ 52,337	$ 52,337	$ 52,337
1812	T680001100	369.0	$ 104,675	$ 104,675	$ 104,675	$ 104,675	$ 104,675	$ 104,675	$ 104,675	$ 104,675
1813	T624001101	367.1	$ -	$ -	$ -	$ -	$ -	$ -	$ -	$ -
1814	T624001101	368.0	$ -	$ -	$ -	$ -	$ -	$ -	$ -	$ -
1815	T624001101	369.0	$ -	$ -	$ -	$ -	$ -	$ -	$ -	$ -
1816	T624001102	367.1	$ -	$ -	$ -	$ -	$ -	$ -	$ -	$ -

Sponsored by NMGC Witness Erik C. Buchanan

NEW MEXICO GAS COMPANY, INC.

Gross Balances
Base Period - 12 Months Ending March 31, 2023
Future Test Year - 12 Months Ending September 30, 2025

	A	B	C	D	E	F	G	H	I	J	K	L	M
1			Adjusted Base Period										
2			Balance	Balance	Balance	Balance	Balance	Balance	Balance	Balance	Balance	Balance	Balance
3	Investment Number / Beginning Balance	FERC Account	3/31/2023	4/30/2023	5/31/2023	6/30/2023	7/31/2023	8/31/2023	9/30/2023	10/31/2023	11/30/2023	12/31/2023	1/31/2024
1817	T624001102	368.0	$ -	$ -	$ -	$ -	$ -	$ -	$ -	$ -	$ -	$ -	$ -
1818	T624001102	369.0	$ -	$ -	$ -	$ -	$ -	$ -	$ -	$ -	$ -	$ -	$ -
1819	601001103	303.3	$ -	$ -	$ -	$ -	$ -	$ -	$ -	$ -	$ -	$ -	$ -
1820	601001104	303.3	$ -	$ -	$ -	$ -	$ -	$ -	$ -	$ -	$ -	$ -	$ -
1821	T680001105	367.1	$ -	$ -	$ -	$ -	$ -	$ -	$ -	$ -	$ -	$ -	$ -
1822	T680001105	368.0	$ -	$ -	$ -	$ -	$ -	$ -	$ -	$ -	$ -	$ -	$ -
1823	T680001105	369.0	$ -	$ -	$ -	$ -	$ -	$ -	$ -	$ -	$ -	$ -	$ -
1824	T624001106	367.1	$ -	$ -	$ -	$ -	$ -	$ -	$ -	$ -	$ -	$ -	$ -
1825	T624001106	368.0	$ -	$ -	$ -	$ -	$ -	$ -	$ -	$ -	$ -	$ -	$ -
1826	T624001106	369.0	$ -	$ -	$ -	$ -	$ -	$ -	$ -	$ -	$ -	$ -	$ -
1827	T621001107	367.1	$ -	$ -	$ -	$ -	$ -	$ -	$ -	$ -	$ -	$ -	$ -
1828	T621001107	368.0	$ -	$ -	$ -	$ -	$ -	$ -	$ -	$ -	$ -	$ -	$ -
1829	T621001107	369.0	$ -	$ -	$ -	$ -	$ -	$ -	$ -	$ -	$ -	$ -	$ -
1830	T680001108	367.1	$ -	$ -	$ -	$ -	$ -	$ -	$ 735,976	$ 735,976	$ 735,976	$ 735,976	$ 735,976
1831	T680001108	368.0	$ -	$ -	$ -	$ -	$ -	$ -	$ 105,139	$ 105,139	$ 105,139	$ 105,139	$ 105,139
1832	T680001108	369.0	$ -	$ -	$ -	$ -	$ -	$ -	$ 210,279	$ 210,279	$ 210,279	$ 210,279	$ 210,279
1833	601001109	303.3	$ -	$ -	$ -	$ -	$ -	$ -	$ -	$ -	$ -	$ -	$ -
1834	601001110	303.3	$ -	$ -	$ -	$ -	$ -	$ -	$ -	$ -	$ -	$ -	$ -
1835	T680001111	367.1	$ -	$ -	$ -	$ -	$ -	$ -	$ -	$ -	$ -	$ -	$ -
1836	T680001111	368.0	$ -	$ -	$ -	$ -	$ -	$ -	$ -	$ -	$ -	$ -	$ -
1837	T680001111	369.0	$ -	$ -	$ -	$ -	$ -	$ -	$ -	$ -	$ -	$ -	$ -
1838	601001112	303.3	$ -	$ -	$ -	$ -	$ -	$ -	$ -	$ -	$ -	$ -	$ -
1839	601001113	303.3	$ -	$ -	$ -	$ -	$ -	$ -	$ -	$ -	$ -	$ -	$ -
1840	T624001114	367.1	$ -	$ -	$ -	$ -	$ -	$ -	$ -	$ -	$ -	$ -	$ -
1841	T624001114	368.0	$ -	$ -	$ -	$ -	$ -	$ -	$ -	$ -	$ -	$ -	$ -
1842	T624001114	369.0	$ -	$ -	$ -	$ -	$ -	$ -	$ -	$ -	$ -	$ -	$ -
1843	T680001115	367.1	$ -	$ -	$ -	$ -	$ -	$ -	$ -	$ -	$ -	$ -	$ -
1844	T680001115	368.0	$ -	$ -	$ -	$ -	$ -	$ -	$ -	$ -	$ -	$ -	$ -
1845	T680001115	369.0	$ -	$ -	$ -	$ -	$ -	$ -	$ -	$ -	$ -	$ -	$ -
1846	T680001116	367.1	$ -	$ -	$ -	$ -	$ -	$ -	$ -	$ -	$ -	$ -	$ -
1847	T680001116	368.0	$ -	$ -	$ -	$ -	$ -	$ -	$ -	$ -	$ -	$ -	$ -
1848	T680001116	369.0	$ -	$ -	$ -	$ -	$ -	$ -	$ -	$ -	$ -	$ -	$ -
1849	T610001117	367.1	$ -	$ -	$ -	$ -	$ -	$ -	$ -	$ -	$ -	$ -	$ -
1850	T610001117	368.0	$ -	$ -	$ -	$ -	$ -	$ -	$ -	$ -	$ -	$ -	$ -
1851	T610001117	369.0	$ -	$ -	$ -	$ -	$ -	$ -	$ -	$ -	$ -	$ -	$ -
1852	T680001118	367.1	$ -	$ -	$ -	$ -	$ -	$ -	$ -	$ -	$ -	$ -	$ -
1853	T680001118	368.0	$ -	$ -	$ -	$ -	$ -	$ -	$ -	$ -	$ -	$ -	$ -
1854	T680001118	369.0	$ -	$ -	$ -	$ -	$ -	$ -	$ -	$ -	$ -	$ -	$ -
1855	T624001119	367.1	$ -	$ -	$ -	$ -	$ -	$ -	$ -	$ -	$ -	$ -	$ -
1856	T624001119	368.0	$ -	$ -	$ -	$ -	$ -	$ -	$ -	$ -	$ -	$ -	$ -
1857	T624001119	369.0	$ -	$ -	$ -	$ -	$ -	$ -	$ -	$ -	$ -	$ -	$ -
1858	T621001120	368.0	$ -	$ -	$ -	$ -	$ -	$ -	$ -	$ -	$ -	$ -	$ -
1859	T621001120	369.0	$ -	$ -	$ -	$ -	$ -	$ -	$ -	$ -	$ -	$ -	$ -
1860	T621001121	367.1	$ -	$ -	$ -	$ -	$ -	$ -	$ -	$ -	$ -	$ -	$ -
1861	T621001121	368.0	$ -	$ -	$ -	$ -	$ -	$ -	$ -	$ -	$ -	$ -	$ -
1862	T621001121	369.0	$ -	$ -	$ -	$ -	$ -	$ -	$ -	$ -	$ -	$ -	$ -
1863	T621001122	367.1	$ -	$ -	$ -	$ -	$ -	$ -	$ -	$ -	$ -	$ -	$ -
1864	T621001123	367.1	$ -	$ -	$ -	$ -	$ -	$ -	$ -	$ -	$ -	$ -	$ -
1865	T621001123	368.0	$ -	$ -	$ -	$ -	$ -	$ -	$ -	$ -	$ -	$ -	$ -

Sponsored by NMGC Witness Erik C. Buchanan

NEW MEXICO GAS COMPANY, INC.

Gross Balances
Base Period - 12 Months Ending March 31, 2023
Future Test Year - 12 Months Ending September 30, 2025

	A	B	N	O	P	Q	R	S	T	U	V	W	X	Y
1														
2			Balance	Balance	Balance	Balance	Balance	Balance	Balance	Balance	Balance	Balance	Balance	Balance
3	Investment Number / Beginning Balance	FERC Account	2/29/2024	3/31/2024	4/30/2024	5/31/2024	6/30/2024	7/31/2024	8/31/2024	9/30/2024	10/31/2024	11/30/2024	12/31/2024	1/31/2025
1817	T624001102	368.0	$ -	$ -	$ -	$ -	$ -	$ -	$ -	$ -	$ -	$ -	$ -	$ -
1818	T624001102	369.0	$ -	$ -	$ -	$ -	$ -	$ -	$ -	$ -	$ -	$ -	$ -	$ -
1819	601001103	303.3	$ -	$ -	$ -	$ -	$ -	$ -	$ -	$ -	$ -	$ -	$ -	$ -
1820	601001104	303.3	$ -	$ -	$ -	$ -	$ -	$ -	$ -	$ -	$ -	$ -	$ -	$ -
1821	T680001105	367.1	$ -	$ -	$ -	$ -	$ -	$ -	$ -	$ -	$ -	$ -	$ -	$ -
1822	T680001105	368.0	$ -	$ -	$ -	$ -	$ -	$ -	$ -	$ -	$ -	$ -	$ -	$ -
1823	T680001105	369.0	$ -	$ -	$ -	$ -	$ -	$ -	$ -	$ -	$ -	$ -	$ -	$ -
1824	T624001106	367.1	$ -	$ -	$ -	$ -	$ -	$ -	$ -	$ -	$ -	$ 1,315,374	$ 1,315,374	$ 1,315,374
1825	T624001106	368.0	$ -	$ -	$ -	$ -	$ -	$ -	$ -	$ -	$ -	$ 187,911	$ 187,911	$ 187,911
1826	T624001106	369.0	$ -	$ -	$ -	$ -	$ -	$ -	$ -	$ -	$ -	$ 375,821	$ 375,821	$ 375,821
1827	T621001107	367.1	$ -	$ -	$ -	$ -	$ -	$ -	$ -	$ -	$ -	$ -	$ -	$ -
1828	T621001107	368.0	$ -	$ -	$ -	$ -	$ -	$ -	$ -	$ -	$ -	$ -	$ -	$ -
1829	T621001107	369.0	$ -	$ -	$ -	$ -	$ -	$ -	$ -	$ -	$ -	$ -	$ -	$ -
1830	T680001108	367.1	$ 735,976	$ 735,976	$ 735,976	$ 735,976	$ 735,976	$ 735,976	$ 735,976	$ 735,976	$ 735,976	$ 735,976	$ 735,976	$ 735,976
1831	T680001108	368.0	$ 105,139	$ 105,139	$ 105,139	$ 105,139	$ 105,139	$ 105,139	$ 105,139	$ 105,139	$ 105,139	$ 105,139	$ 105,139	$ 105,139
1832	T680001108	369.0	$ 210,279	$ 210,279	$ 210,279	$ 210,279	$ 210,279	$ 210,279	$ 210,279	$ 210,279	$ 210,279	$ 210,279	$ 210,279	$ 210,279
1833	601001109	303.3	$ -	$ -	$ -	$ -	$ -	$ -	$ -	$ -	$ -	$ -	$ -	$ -
1834	601001110	303.3	$ -	$ -	$ -	$ -	$ -	$ -	$ -	$ -	$ -	$ -	$ -	$ -
1835	T680001111	367.1	$ -	$ -	$ -	$ -	$ -	$ -	$ -	$ -	$ -	$ -	$ -	$ -
1836	T680001111	368.0	$ -	$ -	$ -	$ -	$ -	$ -	$ -	$ -	$ -	$ -	$ -	$ -
1837	T680001111	369.0	$ -	$ -	$ -	$ -	$ -	$ -	$ -	$ -	$ -	$ -	$ -	$ -
1838	601001112	303.3	$ -	$ -	$ -	$ -	$ -	$ -	$ -	$ -	$ -	$ -	$ -	$ -
1839	601001113	303.3	$ -	$ -	$ -	$ -	$ -	$ -	$ -	$ -	$ -	$ -	$ -	$ -
1840	T624001114	367.1	$ -	$ -	$ -	$ -	$ -	$ -	$ -	$ -	$ -	$ -	$ -	$ -
1841	T624001114	368.0	$ -	$ -	$ -	$ -	$ -	$ -	$ -	$ -	$ -	$ -	$ -	$ -
1842	T624001114	369.0	$ -	$ -	$ -	$ -	$ -	$ -	$ -	$ -	$ -	$ -	$ -	$ -
1843	T680001115	367.1	$ -	$ -	$ -	$ -	$ -	$ -	$ -	$ -	$ -	$ -	$ -	$ -
1844	T680001115	368.0	$ -	$ -	$ -	$ -	$ -	$ -	$ -	$ -	$ -	$ -	$ -	$ -
1845	T680001115	369.0	$ -	$ -	$ -	$ -	$ -	$ -	$ -	$ -	$ -	$ -	$ -	$ -
1846	T680001116	367.1	$ -	$ -	$ -	$ -	$ -	$ -	$ -	$ -	$ -	$ -	$ -	$ -
1847	T680001116	368.0	$ -	$ -	$ -	$ -	$ -	$ -	$ -	$ -	$ -	$ -	$ -	$ -
1848	T680001116	369.0	$ -	$ -	$ -	$ -	$ -	$ -	$ -	$ -	$ -	$ -	$ -	$ -
1849	T610001117	367.1	$ -	$ -	$ -	$ -	$ -	$ -	$ -	$ -	$ -	$ -	$ -	$ -
1850	T610001117	368.0	$ -	$ -	$ -	$ -	$ -	$ -	$ -	$ -	$ -	$ -	$ -	$ -
1851	T610001117	369.0	$ -	$ -	$ -	$ -	$ -	$ -	$ -	$ -	$ -	$ -	$ -	$ -
1852	T680001118	367.1	$ -	$ -	$ -	$ -	$ -	$ -	$ -	$ -	$ -	$ -	$ -	$ -
1853	T680001118	368.0	$ -	$ -	$ -	$ -	$ -	$ -	$ -	$ -	$ -	$ -	$ -	$ -
1854	T680001118	369.0	$ -	$ -	$ -	$ -	$ -	$ -	$ -	$ -	$ -	$ -	$ -	$ -
1855	T624001119	367.1	$ -	$ -	$ -	$ -	$ -	$ -	$ -	$ -	$ -	$ -	$ -	$ -
1856	T624001119	368.0	$ -	$ -	$ -	$ -	$ -	$ -	$ -	$ -	$ -	$ -	$ -	$ -
1857	T624001119	369.0	$ -	$ -	$ -	$ -	$ -	$ -	$ -	$ -	$ -	$ -	$ -	$ -
1858	T621001120	368.0	$ -	$ -	$ -	$ -	$ -	$ -	$ -	$ -	$ -	$ -	$ -	$ -
1859	T621001120	369.0	$ -	$ -	$ -	$ -	$ -	$ -	$ -	$ -	$ -	$ -	$ -	$ -
1860	T621001121	367.1	$ -	$ -	$ -	$ -	$ -	$ -	$ -	$ -	$ -	$ -	$ -	$ -
1861	T621001121	368.0	$ -	$ -	$ -	$ -	$ -	$ -	$ -	$ -	$ -	$ -	$ -	$ -
1862	T621001121	369.0	$ -	$ -	$ -	$ -	$ -	$ -	$ -	$ -	$ -	$ -	$ -	$ -
1863	T621001122	367.1	$ -	$ -	$ -	$ -	$ -	$ -	$ -	$ -	$ -	$ -	$ -	$ -
1864	T621001123	367.1	$ -	$ -	$ -	$ -	$ -	$ -	$ -	$ -	$ -	$ -	$ -	$ -
1865	T621001123	368.0	$ -	$ -	$ -	$ -	$ -	$ -	$ -	$ -	$ -	$ -	$ -	$ -

Sponsored by NMGC Witness Erik C. Buchanan

NEW MEXICO GAS COMPANY, INC.

Gross Balances
Base Period - 12 Months Ending March 31, 2023
Future Test Year - 12 Months Ending September 30, 2025

	A	B	Z	AA	AB	AC	AD	AE	AF	AG
1										
2			Balance	Balance	Balance	Balance	Balance	Balance	Balance	Balance
3	Investment Number / Beginning Balance	FERC Account	2/28/2025	3/31/2025	4/30/2025	5/31/2025	6/30/2025	7/31/2025	8/31/2025	9/30/2025
1817	T624001102	368.0	$ -	$ -	$ -	$ -	$ -	$ -	$ -	$ -
1818	T624001102	369.0	$ -	$ -	$ -	$ -	$ -	$ -	$ -	$ -
1819	601001103	303.3	$ -	$ -	$ -	$ -	$ -	$ -	$ -	$ -
1820	601001104	303.3	$ -	$ -	$ -	$ -	$ -	$ -	$ -	$ -
1821	T680001105	367.1	$ -	$ -	$ -	$ -	$ -	$ -	$ -	$ -
1822	T680001105	368.0	$ -	$ -	$ -	$ -	$ -	$ -	$ -	$ -
1823	T680001105	369.0	$ -	$ -	$ -	$ -	$ -	$ -	$ -	$ -
1824	T624001106	367.1	$ 1,315,374	$ 1,315,374	$ 1,315,374	$ 1,315,374	$ 1,315,374	$ 1,315,374	$ 1,315,374	$ 1,315,374
1825	T624001106	368.0	$ 187,911	$ 187,911	$ 187,911	$ 187,911	$ 187,911	$ 187,911	$ 187,911	$ 187,911
1826	T624001106	369.0	$ 375,821	$ 375,821	$ 375,821	$ 375,821	$ 375,821	$ 375,821	$ 375,821	$ 375,821
1827	T621001107	367.1	$ -	$ -	$ -	$ -	$ -	$ -	$ -	$ -
1828	T621001107	368.0	$ -	$ -	$ -	$ -	$ -	$ -	$ -	$ -
1829	T621001107	369.0	$ -	$ -	$ -	$ -	$ -	$ -	$ -	$ -
1830	T680001108	367.1	$ 735,976	$ 735,976	$ 735,976	$ 735,976	$ 735,976	$ 735,976	$ 735,976	$ 735,976
1831	T680001108	368.0	$ 105,139	$ 105,139	$ 105,139	$ 105,139	$ 105,139	$ 105,139	$ 105,139	$ 105,139
1832	T680001108	369.0	$ 210,279	$ 210,279	$ 210,279	$ 210,279	$ 210,279	$ 210,279	$ 210,279	$ 210,279
1833	601001109	303.3	$ -	$ -	$ -	$ -	$ -	$ -	$ -	$ -
1834	601001110	303.3	$ -	$ -	$ -	$ -	$ -	$ -	$ -	$ -
1835	T680001111	367.1	$ -	$ -	$ -	$ -	$ -	$ -	$ -	$ -
1836	T680001111	368.0	$ -	$ -	$ -	$ -	$ -	$ -	$ -	$ -
1837	T680001111	369.0	$ -	$ -	$ -	$ -	$ -	$ -	$ -	$ -
1838	601001112	303.3	$ -	$ -	$ -	$ -	$ -	$ -	$ -	$ -
1839	601001113	303.3	$ -	$ -	$ -	$ -	$ -	$ -	$ -	$ -
1840	T624001114	367.1	$ -	$ -	$ -	$ -	$ -	$ -	$ -	$ -
1841	T624001114	368.0	$ -	$ -	$ -	$ -	$ -	$ -	$ -	$ -
1842	T624001114	369.0	$ -	$ -	$ -	$ -	$ -	$ -	$ -	$ -
1843	T680001115	367.1	$ -	$ -	$ -	$ -	$ -	$ -	$ -	$ -
1844	T680001115	368.0	$ -	$ -	$ -	$ -	$ -	$ -	$ -	$ -
1845	T680001115	369.0	$ -	$ -	$ -	$ -	$ -	$ -	$ -	$ -
1846	T680001116	367.1	$ -	$ -	$ -	$ -	$ -	$ -	$ -	$ -
1847	T680001116	368.0	$ -	$ -	$ -	$ -	$ -	$ -	$ -	$ -
1848	T680001116	369.0	$ -	$ -	$ -	$ -	$ -	$ -	$ -	$ -
1849	T610001117	367.1	$ -	$ -	$ -	$ -	$ -	$ -	$ 355,901	$ 355,901
1850	T610001117	368.0	$ -	$ -	$ -	$ -	$ -	$ -	$ 50,843	$ 50,843
1851	T610001117	369.0	$ -	$ -	$ -	$ -	$ -	$ -	$ 101,686	$ 101,686
1852	T680001118	367.1	$ -	$ -	$ -	$ -	$ -	$ -	$ -	$ -
1853	T680001118	368.0	$ -	$ -	$ -	$ -	$ -	$ -	$ -	$ -
1854	T680001118	369.0	$ -	$ -	$ -	$ -	$ -	$ -	$ -	$ -
1855	T624001119	367.1	$ -	$ -	$ -	$ -	$ -	$ -	$ -	$ -
1856	T624001119	368.0	$ -	$ -	$ -	$ -	$ -	$ -	$ -	$ -
1857	T624001119	369.0	$ -	$ -	$ -	$ -	$ -	$ -	$ -	$ -
1858	T621001120	368.0	$ -	$ -	$ -	$ -	$ -	$ -	$ -	$ -
1859	T621001120	369.0	$ -	$ -	$ -	$ -	$ -	$ -	$ -	$ -
1860	T621001121	367.1	$ -	$ -	$ -	$ -	$ -	$ -	$ -	$ -
1861	T621001121	368.0	$ -	$ -	$ -	$ -	$ -	$ -	$ -	$ -
1862	T621001121	369.0	$ -	$ -	$ -	$ -	$ -	$ -	$ -	$ -
1863	T621001122	367.1	$ -	$ -	$ -	$ -	$ -	$ -	$ -	$ -
1864	T621001123	367.1	$ -	$ -	$ -	$ -	$ -	$ -	$ -	$ -
1865	T621001123	368.0	$ -	$ -	$ -	$ -	$ -	$ -	$ -	$ -

Sponsored by NMGC Witness Erik C. Buchanan

NEW MEXICO GAS COMPANY, INC.

Gross Balances
Base Period - 12 Months Ending March 31, 2023
Future Test Year - 12 Months Ending September 30, 2025

	A	B	C	D	E	F	G	H	I	J	K	L	M
1			Adjusted Base Period										
2			Balance	Balance	Balance	Balance	Balance	Balance	Balance	Balance	Balance	Balance	Balance
3	Investment Number / Beginning Balance	FERC Account	3/31/2023	4/30/2023	5/31/2023	6/30/2023	7/31/2023	8/31/2023	9/30/2023	10/31/2023	11/30/2023	12/31/2023	1/31/2024
1866	T621001123	369.0	$ -	$ -	$ -	$ -	$ -	$ -	$ -	$ -	$ -	$ -	$ -
1867	T621001124	367.1	$ -	$ -	$ -	$ -	$ -	$ -	$ -	$ -	$ -	$ -	$ -
1868	T680001125	367.1	$ -	$ -	$ -	$ -	$ -	$ -	$ -	$ -	$ -	$ -	$ -
1869	T680001125	368.0	$ -	$ -	$ -	$ -	$ -	$ -	$ -	$ -	$ -	$ -	$ -
1870	T680001125	369.0	$ -	$ -	$ -	$ -	$ -	$ -	$ -	$ -	$ -	$ -	$ -
1871	601001126	376.1	$ -	$ -	$ -	$ -	$ -	$ -	$ -	$ -	$ -	$ -	$ -
1872	601001126	376.2	$ -	$ -	$ -	$ -	$ -	$ -	$ -	$ -	$ -	$ -	$ -
1873	601001126	376.4	$ -	$ -	$ -	$ -	$ -	$ -	$ -	$ -	$ -	$ -	$ -
1874	601001126	380.0	$ -	$ -	$ -	$ -	$ -	$ -	$ -	$ -	$ -	$ -	$ -
1875	T660001127	367.1	$ -	$ -	$ -	$ -	$ -	$ -	$ -	$ -	$ -	$ -	$ -
1876	T660001127	368.0	$ -	$ -	$ -	$ -	$ -	$ -	$ -	$ -	$ -	$ -	$ -
1877	T660001127	369.0	$ -	$ -	$ -	$ -	$ -	$ -	$ -	$ -	$ -	$ -	$ -
1878	601001128	303.3	$ -	$ -	$ -	$ -	$ -	$ -	$ -	$ -	$ -	$ -	$ -
1879	601001129	376.1	$ -	$ -	$ -	$ -	$ -	$ -	$ -	$ -	$ -	$ -	$ -
1880	601001129	376.2	$ -	$ -	$ -	$ -	$ -	$ -	$ -	$ -	$ -	$ -	$ -
1881	601001129	376.4	$ -	$ -	$ -	$ -	$ -	$ -	$ -	$ -	$ -	$ -	$ -
1882	601001129	380.0	$ -	$ -	$ -	$ -	$ -	$ -	$ -	$ -	$ -	$ -	$ -
1883	T680001130	367.1	$ -	$ -	$ -	$ -	$ -	$ -	$ -	$ -	$ -	$ -	$ -
1884	T680001130	368.0	$ -	$ -	$ -	$ -	$ -	$ -	$ -	$ -	$ -	$ -	$ -
1885	T680001130	369.0	$ -	$ -	$ -	$ -	$ -	$ -	$ -	$ -	$ -	$ -	$ -
1886	601001131	376.1	$ -	$ -	$ -	$ -	$ -	$ -	$ -	$ -	$ -	$ -	$ -
1887	601001131	376.2	$ -	$ -	$ -	$ -	$ -	$ -	$ -	$ -	$ -	$ -	$ -
1888	601001131	376.4	$ -	$ -	$ -	$ -	$ -	$ -	$ -	$ -	$ -	$ -	$ -
1889	601001131	380.0	$ -	$ -	$ -	$ -	$ -	$ -	$ -	$ -	$ -	$ -	$ -
1890	T610001132	367.1	$ -	$ -	$ -	$ -	$ -	$ -	$ -	$ -	$ -	$ -	$ -
1891	T610001132	368.0	$ -	$ -	$ -	$ -	$ -	$ -	$ -	$ -	$ -	$ -	$ -
1892	T610001132	369.0	$ -	$ -	$ -	$ -	$ -	$ -	$ -	$ -	$ -	$ -	$ -
1893	601001133	376.1	$ -	$ -	$ -	$ -	$ -	$ -	$ -	$ -	$ -	$ 11,337	$ 11,337
1894	601001133	376.2	$ -	$ -	$ -	$ -	$ -	$ -	$ -	$ -	$ -	$ 79,359	$ 79,359
1895	601001133	376.4	$ -	$ -	$ -	$ -	$ -	$ -	$ -	$ -	$ -	$ 5,668	$ 5,668
1896	601001133	380.0	$ -	$ -	$ -	$ -	$ -	$ -	$ -	$ -	$ -	$ 17,005	$ 17,005
1897	601001134	303.3	$ -	$ -	$ -	$ -	$ -	$ -	$ -	$ -	$ -	$ -	$ -
1898	T626001135	368.0	$ -	$ -	$ -	$ -	$ -	$ -	$ -	$ -	$ -	$ -	$ -
1899	T626001135	369.0	$ -	$ -	$ -	$ -	$ -	$ -	$ -	$ -	$ -	$ -	$ -
1900	601001136	376.1	$ -	$ -	$ -	$ -	$ -	$ -	$ -	$ -	$ -	$ -	$ -
1901	601001136	376.2	$ -	$ -	$ -	$ -	$ -	$ -	$ -	$ -	$ -	$ -	$ -
1902	601001136	376.4	$ -	$ -	$ -	$ -	$ -	$ -	$ -	$ -	$ -	$ -	$ -
1903	601001136	380.0	$ -	$ -	$ -	$ -	$ -	$ -	$ -	$ -	$ -	$ -	$ -
1904	T680001137	367.1	$ -	$ -	$ -	$ -	$ -	$ -	$ -	$ -	$ -	$ -	$ -
1905	T680001137	368.0	$ -	$ -	$ -	$ -	$ -	$ -	$ -	$ -	$ -	$ -	$ -
1906	T680001137	369.0	$ -	$ -	$ -	$ -	$ -	$ -	$ -	$ -	$ -	$ -	$ -
1907	601001138	303.3	$ -	$ -	$ -	$ -	$ -	$ -	$ -	$ -	$ -	$ -	$ -
1908	T680001139	367.1	$ -	$ -	$ -	$ -	$ -	$ -	$ -	$ -	$ -	$ -	$ -
1909	T680001139	368.0	$ -	$ -	$ -	$ -	$ -	$ -	$ -	$ -	$ -	$ -	$ -
1910	T680001139	369.0	$ -	$ -	$ -	$ -	$ -	$ -	$ -	$ -	$ -	$ -	$ -
1911	T610001140	367.1	$ -	$ -	$ -	$ -	$ -	$ -	$ -	$ -	$ -	$ -	$ -
1912	T610001140	368.0	$ -	$ -	$ -	$ -	$ -	$ -	$ -	$ -	$ -	$ -	$ -
1913	T610001140	369.0	$ -	$ -	$ -	$ -	$ -	$ -	$ -	$ -	$ -	$ -	$ -
1914	601001141	303.3	$ -	$ -	$ -	$ -	$ -	$ -	$ -	$ -	$ -	$ -	$ -

Sponsored by NMGC Witness Erik C. Buchanan

WP Plant 3 Gross Balances

NEW MEXICO GAS COMPANY, INC.

Gross Balances
Base Period - 12 Months Ending March 31, 2023
Future Test Year - 12 Months Ending September 30, 2025

	A	B	N	O	P	Q	R	S	T	U	V	W	X	Y
1														
2			Balance	Balance	Balance	Balance	Balance	Balance	Balance	Balance	Balance	Balance	Balance	Balance
3	Investment Number / Beginning Balance	FERC Account	2/29/2024	3/31/2024	4/30/2024	5/31/2024	6/30/2024	7/31/2024	8/31/2024	9/30/2024	10/31/2024	11/30/2024	12/31/2024	1/31/2025
1866	T621001123	369.0	$ -	$ -	$ -	$ -	$ -	$ -	$ -	$ -	$ -	$ -	$ -	$ -
1867	T621001124	367.1	$ -	$ -	$ -	$ -	$ -	$ -	$ -	$ -	$ -	$ -	$ -	$ -
1868	T680001125	367.1	$ -	$ -	$ -	$ -	$ -	$ -	$ -	$ -	$ -	$ -	$ -	$ -
1869	T680001125	368.0	$ -	$ -	$ -	$ -	$ -	$ -	$ -	$ -	$ -	$ -	$ -	$ -
1870	T680001125	369.0	$ -	$ -	$ -	$ -	$ -	$ -	$ -	$ -	$ -	$ -	$ -	$ -
1871	601001126	376.1	$ -	$ -	$ -	$ -	$ -	$ -	$ -	$ -	$ -	$ -	$ -	$ -
1872	601001126	376.2	$ -	$ -	$ -	$ -	$ -	$ -	$ -	$ -	$ -	$ -	$ -	$ -
1873	601001126	376.4	$ -	$ -	$ -	$ -	$ -	$ -	$ -	$ -	$ -	$ -	$ -	$ -
1874	601001126	380.0	$ -	$ -	$ -	$ -	$ -	$ -	$ -	$ -	$ -	$ -	$ -	$ -
1875	T660001127	367.1	$ -	$ -	$ -	$ -	$ -	$ -	$ -	$ -	$ -	$ -	$ -	$ -
1876	T660001127	368.0	$ -	$ -	$ -	$ -	$ -	$ -	$ -	$ -	$ -	$ -	$ -	$ -
1877	T660001127	369.0	$ -	$ -	$ -	$ -	$ -	$ -	$ -	$ -	$ -	$ -	$ -	$ -
1878	601001128	303.3	$ -	$ -	$ -	$ -	$ -	$ -	$ -	$ -	$ -	$ -	$ -	$ -
1879	601001129	376.1	$ -	$ -	$ -	$ -	$ -	$ -	$ -	$ -	$ -	$ -	$ -	$ -
1880	601001129	376.2	$ -	$ -	$ -	$ -	$ -	$ -	$ -	$ -	$ -	$ -	$ -	$ -
1881	601001129	376.4	$ -	$ -	$ -	$ -	$ -	$ -	$ -	$ -	$ -	$ -	$ -	$ -
1882	601001129	380.0	$ -	$ -	$ -	$ -	$ -	$ -	$ -	$ -	$ -	$ -	$ -	$ -
1883	T680001130	367.1	$ -	$ -	$ -	$ -	$ -	$ -	$ -	$ -	$ -	$ -	$ -	$ -
1884	T680001130	368.0	$ -	$ -	$ -	$ -	$ -	$ -	$ -	$ -	$ -	$ -	$ -	$ -
1885	T680001130	369.0	$ -	$ -	$ -	$ -	$ -	$ -	$ -	$ -	$ -	$ -	$ -	$ -
1886	601001131	376.1	$ -	$ -	$ -	$ -	$ -	$ -	$ -	$ -	$ -	$ -	$ -	$ -
1887	601001131	376.2	$ -	$ -	$ -	$ -	$ -	$ -	$ -	$ -	$ -	$ -	$ -	$ -
1888	601001131	376.4	$ -	$ -	$ -	$ -	$ -	$ -	$ -	$ -	$ -	$ -	$ -	$ -
1889	601001131	380.0	$ -	$ -	$ -	$ -	$ -	$ -	$ -	$ -	$ -	$ -	$ -	$ -
1890	T610001132	367.1	$ -	$ -	$ -	$ -	$ -	$ -	$ -	$ -	$ -	$ -	$ -	$ -
1891	T610001132	368.0	$ -	$ -	$ -	$ -	$ -	$ -	$ -	$ -	$ -	$ -	$ -	$ -
1892	T610001132	369.0	$ -	$ -	$ -	$ -	$ -	$ -	$ -	$ -	$ -	$ -	$ -	$ -
1893	601001133	376.1	$ 11,337	$ 11,337	$ 11,337	$ 11,337	$ 11,337	$ 11,337	$ 11,337	$ 11,337	$ 11,337	$ 11,337	$ 11,337	$ 11,337
1894	601001133	376.2	$ 79,359	$ 79,359	$ 79,359	$ 79,359	$ 79,359	$ 79,359	$ 79,359	$ 79,359	$ 79,359	$ 79,359	$ 79,359	$ 79,359
1895	601001133	376.4	$ 5,668	$ 5,668	$ 5,668	$ 5,668	$ 5,668	$ 5,668	$ 5,668	$ 5,668	$ 5,668	$ 5,668	$ 5,668	$ 5,668
1896	601001133	380.0	$ 17,005	$ 17,005	$ 17,005	$ 17,005	$ 17,005	$ 17,005	$ 17,005	$ 17,005	$ 17,005	$ 17,005	$ 17,005	$ 17,005
1897	601001134	303.3	$ -	$ -	$ -	$ -	$ -	$ -	$ -	$ -	$ -	$ -	$ -	$ -
1898	T626001135	368.0	$ -	$ -	$ -	$ -	$ -	$ -	$ -	$ -	$ -	$ -	$ -	$ -
1899	T626001135	369.0	$ -	$ -	$ -	$ -	$ -	$ -	$ -	$ -	$ -	$ -	$ -	$ -
1900	601001136	376.1	$ -	$ -	$ -	$ -	$ -	$ -	$ -	$ -	$ -	$ -	$ 11,314	$ 11,314
1901	601001136	376.2	$ -	$ -	$ -	$ -	$ -	$ -	$ -	$ -	$ -	$ -	$ 79,198	$ 79,198
1902	601001136	376.4	$ -	$ -	$ -	$ -	$ -	$ -	$ -	$ -	$ -	$ -	$ 5,657	$ 5,657
1903	601001136	380.0	$ -	$ -	$ -	$ -	$ -	$ -	$ -	$ -	$ -	$ -	$ 16,971	$ 16,971
1904	T680001137	367.1	$ -	$ -	$ -	$ -	$ -	$ -	$ -	$ -	$ -	$ -	$ -	$ -
1905	T680001137	368.0	$ -	$ -	$ -	$ -	$ -	$ -	$ -	$ -	$ -	$ -	$ -	$ -
1906	T680001137	369.0	$ -	$ -	$ -	$ -	$ -	$ -	$ -	$ -	$ -	$ -	$ -	$ -
1907	601001138	303.3	$ -	$ -	$ -	$ -	$ -	$ -	$ -	$ -	$ -	$ -	$ -	$ -
1908	T680001139	367.1	$ -	$ -	$ -	$ -	$ -	$ -	$ -	$ -	$ -	$ -	$ -	$ -
1909	T680001139	368.0	$ -	$ -	$ -	$ -	$ -	$ -	$ -	$ -	$ -	$ -	$ -	$ -
1910	T680001139	369.0	$ -	$ -	$ -	$ -	$ -	$ -	$ -	$ -	$ -	$ -	$ -	$ -
1911	T610001140	367.1	$ -	$ -	$ -	$ -	$ -	$ -	$ -	$ -	$ -	$ -	$ -	$ -
1912	T610001140	368.0	$ -	$ -	$ -	$ -	$ -	$ -	$ -	$ -	$ -	$ -	$ -	$ -
1913	T610001140	369.0	$ -	$ -	$ -	$ -	$ -	$ -	$ -	$ -	$ -	$ -	$ -	$ -
1914	601001141	303.3	$ -	$ -	$ -	$ -	$ -	$ -	$ -	$ -	$ -	$ -	$ -	$ -

Sponsored by NMGC Witness Erik C. Buchanan

WP Plant 3 Gross Balances

NEW MEXICO GAS COMPANY, INC.

Gross Balances
Base Period - 12 Months Ending March 31, 2023
Future Test Year - 12 Months Ending September 30, 2025

	A	B	Z	AA	AB	AC	AD	AE	AF	AG
1										
2			Balance	Balance	Balance	Balance	Balance	Balance	Balance	Balance
3	Investment Number / Beginning Balance	FERC Account	2/28/2025	3/31/2025	4/30/2025	5/31/2025	6/30/2025	7/31/2025	8/31/2025	9/30/2025
1866	T621001123	369.0	$ -	$ -	$ -	$ -	$ -	$ -	$ -	$ -
1867	T621001124	367.1	$ -	$ -	$ -	$ -	$ -	$ -	$ -	$ -
1868	T680001125	367.1	$ -	$ -	$ -	$ -	$ -	$ -	$ -	$ -
1869	T680001125	368.0	$ -	$ -	$ -	$ -	$ -	$ -	$ -	$ -
1870	T680001125	369.0	$ -	$ -	$ -	$ -	$ -	$ -	$ -	$ -
1871	601001126	376.1	$ -	$ -	$ -	$ -	$ -	$ -	$ -	$ -
1872	601001126	376.2	$ -	$ -	$ -	$ -	$ -	$ -	$ -	$ -
1873	601001126	376.4	$ -	$ -	$ -	$ -	$ -	$ -	$ -	$ -
1874	601001126	380.0	$ -	$ -	$ -	$ -	$ -	$ -	$ -	$ -
1875	T660001127	367.1	$ -	$ -	$ -	$ -	$ -	$ -	$ -	$ -
1876	T660001127	368.0	$ -	$ -	$ -	$ -	$ -	$ -	$ -	$ -
1877	T660001127	369.0	$ -	$ -	$ -	$ -	$ -	$ -	$ -	$ -
1878	601001128	303.3	$ -	$ -	$ -	$ -	$ -	$ -	$ -	$ -
1879	601001129	376.1	$ -	$ -	$ -	$ -	$ -	$ -	$ -	$ -
1880	601001129	376.2	$ -	$ -	$ -	$ -	$ -	$ -	$ -	$ -
1881	601001129	376.4	$ -	$ -	$ -	$ -	$ -	$ -	$ -	$ -
1882	601001129	380.0	$ -	$ -	$ -	$ -	$ -	$ -	$ -	$ -
1883	T680001130	367.1	$ -	$ -	$ -	$ -	$ -	$ -	$ -	$ -
1884	T680001130	368.0	$ -	$ -	$ -	$ -	$ -	$ -	$ -	$ -
1885	T680001130	369.0	$ -	$ -	$ -	$ -	$ -	$ -	$ -	$ -
1886	601001131	376.1	$ -	$ -	$ -	$ -	$ -	$ -	$ -	$ -
1887	601001131	376.2	$ -	$ -	$ -	$ -	$ -	$ -	$ -	$ -
1888	601001131	376.4	$ -	$ -	$ -	$ -	$ -	$ -	$ -	$ -
1889	601001131	380.0	$ -	$ -	$ -	$ -	$ -	$ -	$ -	$ -
1890	T610001132	367.1	$ -	$ -	$ -	$ -	$ -	$ -	$ -	$ -
1891	T610001132	368.0	$ -	$ -	$ -	$ -	$ -	$ -	$ -	$ -
1892	T610001132	369.0	$ -	$ -	$ -	$ -	$ -	$ -	$ -	$ -
1893	601001133	376.1	$ 11,337	$ 11,337	$ 11,337	$ 11,337	$ 11,337	$ 11,337	$ 11,337	$ 11,337
1894	601001133	376.2	$ 79,359	$ 79,359	$ 79,359	$ 79,359	$ 79,359	$ 79,359	$ 79,359	$ 79,359
1895	601001133	376.4	$ 5,668	$ 5,668	$ 5,668	$ 5,668	$ 5,668	$ 5,668	$ 5,668	$ 5,668
1896	601001133	380.0	$ 17,005	$ 17,005	$ 17,005	$ 17,005	$ 17,005	$ 17,005	$ 17,005	$ 17,005
1897	601001134	303.3	$ -	$ -	$ -	$ -	$ -	$ -	$ -	$ -
1898	T626001135	368.0	$ -	$ -	$ -	$ -	$ -	$ -	$ -	$ -
1899	T626001135	369.0	$ -	$ -	$ -	$ -	$ -	$ -	$ -	$ -
1900	601001136	376.1	$ 11,314	$ 11,314	$ 11,314	$ 11,314	$ 11,314	$ 11,314	$ 11,314	$ 11,314
1901	601001136	376.2	$ 79,198	$ 79,198	$ 79,198	$ 79,198	$ 79,198	$ 79,198	$ 79,198	$ 79,198
1902	601001136	376.4	$ 5,657	$ 5,657	$ 5,657	$ 5,657	$ 5,657	$ 5,657	$ 5,657	$ 5,657
1903	601001136	380.0	$ 16,971	$ 16,971	$ 16,971	$ 16,971	$ 16,971	$ 16,971	$ 16,971	$ 16,971
1904	T680001137	367.1	$ -	$ -	$ -	$ -	$ -	$ -	$ -	$ -
1905	T680001137	368.0	$ -	$ -	$ -	$ -	$ -	$ -	$ -	$ -
1906	T680001137	369.0	$ -	$ -	$ -	$ -	$ -	$ -	$ -	$ -
1907	601001138	303.3	$ -	$ -	$ -	$ -	$ -	$ -	$ -	$ -
1908	T680001139	367.1	$ -	$ -	$ -	$ -	$ -	$ -	$ -	$ -
1909	T680001139	368.0	$ -	$ -	$ -	$ -	$ -	$ -	$ -	$ -
1910	T680001139	369.0	$ -	$ -	$ -	$ -	$ -	$ -	$ -	$ -
1911	T610001140	367.1	$ -	$ -	$ -	$ -	$ -	$ -	$ -	$ -
1912	T610001140	368.0	$ -	$ -	$ -	$ -	$ -	$ -	$ -	$ -
1913	T610001140	369.0	$ -	$ -	$ -	$ -	$ -	$ -	$ -	$ -
1914	601001141	303.3	$ -	$ -	$ -	$ -	$ -	$ -	$ -	$ -

Sponsored by NMGC Witness Erik C. Buchanan

WP Plant 3 Gross Balances

NEW MEXICO GAS COMPANY, INC.

Gross Balances
Base Period - 12 Months Ending March 31, 2023
Future Test Year - 12 Months Ending September 30, 2025

	A	B	C	D	E	F	G	H	I	J	K	L	M
1			Adjusted Base Period										
2			Balance	Balance	Balance	Balance	Balance	Balance	Balance	Balance	Balance	Balance	Balance
3	Investment Number / Beginning Balance	FERC Account	3/31/2023	4/30/2023	5/31/2023	6/30/2023	7/31/2023	8/31/2023	9/30/2023	10/31/2023	11/30/2023	12/31/2023	1/31/2024
1915	601001142	303.3	$ -	$ -	$ -	$ -	$ -	$ -	$ -	$ -	$ -	$ -	$ -
1916	601001143	303.3	$ -	$ -	$ -	$ -	$ -	$ -	$ -	$ -	$ -	$ -	$ -
1917	T624001144	367.1	$ -	$ -	$ -	$ -	$ -	$ -	$ -	$ -	$ -	$ -	$ -
1918	T624001144	368.0	$ -	$ -	$ -	$ -	$ -	$ -	$ -	$ -	$ -	$ -	$ -
1919	T624001144	369.0	$ -	$ -	$ -	$ -	$ -	$ -	$ -	$ -	$ -	$ -	$ -
1920	601001145	303.3	$ -	$ -	$ -	$ -	$ -	$ -	$ -	$ -	$ -	$ -	$ -
1921	601001146	303.3	$ -	$ -	$ -	$ -	$ -	$ -	$ 329,479	$ 329,479	$ 329,479	$ 329,479	$ 329,479
1922	601001147	303.3	$ -	$ -	$ -	$ -	$ -	$ -	$ -	$ -	$ -	$ -	$ -
1923	T621001148	367.1	$ -	$ -	$ -	$ -	$ -	$ -	$ -	$ -	$ -	$ -	$ -
1924	T621001148	368.0	$ -	$ -	$ -	$ -	$ -	$ -	$ -	$ -	$ -	$ -	$ -
1925	T621001148	369.0	$ -	$ -	$ -	$ -	$ -	$ -	$ -	$ -	$ -	$ -	$ -
1926	601001149	303.3	$ -	$ -	$ -	$ -	$ -	$ -	$ -	$ -	$ -	$ -	$ -
1927	T624001150	367.1	$ -	$ -	$ -	$ -	$ -	$ -	$ -	$ -	$ -	$ -	$ -
1928	T624001150	368.0	$ -	$ -	$ -	$ -	$ -	$ -	$ -	$ -	$ -	$ -	$ -
1929	T624001150	369.0	$ -	$ -	$ -	$ -	$ -	$ -	$ -	$ -	$ -	$ -	$ -
1930	601001151	303.3	$ -	$ -	$ -	$ -	$ -	$ -	$ -	$ -	$ -	$ -	$ -
1931	601001152	303.3	$ -	$ -	$ -	$ -	$ -	$ -	$ -	$ -	$ -	$ -	$ -
1932	T624001153	367.1	$ -	$ -	$ -	$ -	$ -	$ -	$ -	$ -	$ -	$ -	$ -
1933	T624001153	368.0	$ -	$ -	$ -	$ -	$ -	$ -	$ -	$ -	$ -	$ -	$ -
1934	T624001153	369.0	$ -	$ -	$ -	$ -	$ -	$ -	$ -	$ -	$ -	$ -	$ -
1935	601001154	303.3	$ -	$ -	$ -	$ -	$ -	$ -	$ -	$ -	$ -	$ -	$ -
1936	601001155	303.3	$ -	$ -	$ -	$ -	$ -	$ -	$ -	$ -	$ -	$ -	$ -
1937	601001156	303.3	$ -	$ -	$ -	$ -	$ -	$ -	$ -	$ -	$ -	$ -	$ -
1938	T610001157	367.1	$ -	$ -	$ -	$ -	$ -	$ -	$ -	$ -	$ -	$ -	$ -
1939	T610001157	368.0	$ -	$ -	$ -	$ -	$ -	$ -	$ -	$ -	$ -	$ -	$ -
1940	T610001157	369.0	$ -	$ -	$ -	$ -	$ -	$ -	$ -	$ -	$ -	$ -	$ -
1941	601001158	391.2	$ -	$ -	$ -	$ -	$ -	$ -	$ -	$ -	$ -	$ -	$ -
1942	601001158	397.0	$ -	$ -	$ -	$ -	$ -	$ -	$ -	$ -	$ -	$ -	$ -
1943	601001158	398.0	$ -	$ -	$ -	$ -	$ -	$ -	$ -	$ -	$ -	$ -	$ -
1944	601001159	303.3	$ -	$ -	$ -	$ -	$ -	$ -	$ -	$ -	$ -	$ -	$ -
1945	601001160	303.3	$ -	$ -	$ -	$ -	$ -	$ -	$ -	$ -	$ -	$ -	$ -
1946	601001161	303.3	$ -	$ -	$ -	$ -	$ -	$ -	$ -	$ -	$ -	$ -	$ -
1947	601001162	303.3	$ -	$ -	$ -	$ -	$ -	$ -	$ -	$ -	$ -	$ -	$ -
1948	601001163	303.3	$ -	$ -	$ -	$ -	$ -	$ -	$ -	$ -	$ -	$ -	$ -
1949	T610001165	367.1	$ -	$ -	$ -	$ -	$ -	$ -	$ -	$ -	$ -	$ -	$ -
1950	T610001165	368.0	$ -	$ -	$ -	$ -	$ -	$ -	$ -	$ -	$ -	$ -	$ -
1951	T610001165	369.0	$ -	$ -	$ -	$ -	$ -	$ -	$ -	$ -	$ -	$ -	$ -
1952	T680001166	368.0	$ -	$ -	$ -	$ -	$ 3,894	$ 3,894	$ 3,894	$ 3,894	$ 3,894	$ 3,894	$ 3,894
1953	T680001166	369.0	$ -	$ -	$ -	$ -	$ 15,576	$ 15,576	$ 15,576	$ 15,576	$ 15,576	$ 15,576	$ 15,576
1954	T680001167	368.0	$ -	$ -	$ -	$ -	$ -	$ -	$ -	$ -	$ -	$ -	$ -
1955	T680001167	369.0	$ -	$ -	$ -	$ -	$ -	$ -	$ -	$ -	$ -	$ -	$ -
1956	T680001168	368.0	$ -	$ -	$ -	$ -	$ -	$ -	$ -	$ -	$ -	$ -	$ -
1957	T680001168	369.0	$ -	$ -	$ -	$ -	$ -	$ -	$ -	$ -	$ -	$ -	$ -
1958	T680001169	368.0	$ -	$ -	$ -	$ -	$ -	$ -	$ -	$ -	$ -	$ -	$ -
1959	T680001169	369.0	$ -	$ -	$ -	$ -	$ -	$ -	$ -	$ -	$ -	$ -	$ -
1960	T680001170	367.1	$ -	$ -	$ -	$ -	$ -	$ -	$ -	$ -	$ -	$ -	$ -
1961	T680001170	368.0	$ -	$ -	$ -	$ -	$ -	$ -	$ -	$ -	$ -	$ -	$ -
1962	T680001170	369.0	$ -	$ -	$ -	$ -	$ -	$ -	$ -	$ -	$ -	$ -	$ -
1963	T680001171	368.0	$ -	$ -	$ -	$ -	$ -	$ -	$ -	$ -	$ -	$ -	$ -

Sponsored by NMGC Witness Erik C. Buchanan

NEW MEXICO GAS COMPANY, INC.

Gross Balances
Base Period - 12 Months Ending March 31, 2023
Future Test Year - 12 Months Ending September 30, 2025

	A	B	N	O	P	Q	R	S	T	U	V	W	X	Y
1														
2			Balance	Balance	Balance	Balance	Balance	Balance	Balance	Balance	Balance	Balance	Balance	Balance
3	Investment Number / Beginning Balance	FERC Account	2/29/2024	3/31/2024	4/30/2024	5/31/2024	6/30/2024	7/31/2024	8/31/2024	9/30/2024	10/31/2024	11/30/2024	12/31/2024	1/31/2025
1915	601001142	303.3	$ -	$ -	$ -	$ -	$ -	$ -	$ -	$ -	$ -	$ -	$ -	$ -
1916	601001143	303.3	$ -	$ -	$ -	$ -	$ -	$ -	$ -	$ -	$ -	$ -	$ -	$ 342,778
1917	T624001144	367.1	$ -	$ -	$ -	$ -	$ -	$ -	$ -	$ -	$ -	$ -	$ -	$ -
1918	T624001144	368.0	$ -	$ -	$ -	$ -	$ -	$ -	$ -	$ -	$ -	$ -	$ -	$ -
1919	T624001144	369.0	$ -	$ -	$ -	$ -	$ -	$ -	$ -	$ -	$ -	$ -	$ -	$ -
1920	601001145	303.3	$ -	$ -	$ -	$ -	$ -	$ -	$ -	$ -	$ -	$ -	$ -	$ -
1921	601001146	303.3	$ 329,479	$ 329,479	$ 329,479	$ 329,479	$ 329,479	$ 329,479	$ 329,479	$ 329,479	$ 329,479	$ 329,479	$ 329,479	$ 329,479
1922	601001147	303.3	$ -	$ -	$ -	$ -	$ -	$ -	$ -	$ -	$ -	$ -	$ -	$ -
1923	T621001148	367.1	$ -	$ -	$ -	$ -	$ -	$ -	$ -	$ -	$ -	$ 351,857	$ 351,857	$ 351,857
1924	T621001148	368.0	$ -	$ -	$ -	$ -	$ -	$ -	$ -	$ -	$ -	$ 50,265	$ 50,265	$ 50,265
1925	T621001148	369.0	$ -	$ -	$ -	$ -	$ -	$ -	$ -	$ -	$ -	$ 100,531	$ 100,531	$ 100,531
1926	601001149	303.3	$ -	$ -	$ -	$ -	$ -	$ -	$ -	$ -	$ -	$ -	$ -	$ -
1927	T624001150	367.1	$ -	$ -	$ -	$ -	$ -	$ -	$ -	$ -	$ -	$ -	$ -	$ -
1928	T624001150	368.0	$ -	$ -	$ -	$ -	$ -	$ -	$ -	$ -	$ -	$ -	$ -	$ -
1929	T624001150	369.0	$ -	$ -	$ -	$ -	$ -	$ -	$ -	$ -	$ -	$ -	$ -	$ -
1930	601001151	303.3	$ -	$ -	$ -	$ -	$ -	$ -	$ -	$ -	$ -	$ -	$ -	$ -
1931	601001152	303.3	$ -	$ -	$ -	$ -	$ -	$ -	$ -	$ -	$ -	$ -	$ -	$ -
1932	T624001153	367.1	$ -	$ -	$ -	$ -	$ -	$ -	$ -	$ -	$ -	$ -	$ -	$ -
1933	T624001153	368.0	$ -	$ -	$ -	$ -	$ -	$ -	$ -	$ -	$ -	$ -	$ -	$ -
1934	T624001153	369.0	$ -	$ -	$ -	$ -	$ -	$ -	$ -	$ -	$ -	$ -	$ -	$ -
1935	601001154	303.3	$ -	$ -	$ -	$ -	$ -	$ -	$ -	$ -	$ -	$ -	$ -	$ -
1936	601001155	303.3	$ -	$ -	$ -	$ -	$ -	$ -	$ -	$ -	$ -	$ -	$ -	$ -
1937	601001156	303.3	$ -	$ -	$ -	$ -	$ -	$ -	$ -	$ -	$ -	$ -	$ -	$ 253,914
1938	T610001157	367.1	$ -	$ -	$ -	$ -	$ -	$ -	$ -	$ -	$ -	$ -	$ -	$ -
1939	T610001157	368.0	$ -	$ -	$ -	$ -	$ -	$ -	$ -	$ -	$ -	$ -	$ -	$ -
1940	T610001157	369.0	$ -	$ -	$ -	$ -	$ -	$ -	$ -	$ -	$ -	$ -	$ -	$ -
1941	601001158	391.2	$ -	$ -	$ -	$ -	$ -	$ -	$ -	$ -	$ -	$ -	$ -	$ -
1942	601001158	397.0	$ -	$ -	$ -	$ -	$ -	$ -	$ -	$ -	$ -	$ -	$ -	$ -
1943	601001158	398.0	$ -	$ -	$ -	$ -	$ -	$ -	$ -	$ -	$ -	$ -	$ -	$ -
1944	601001159	303.3	$ -	$ -	$ -	$ -	$ -	$ -	$ -	$ -	$ -	$ -	$ -	$ -
1945	601001160	303.3	$ -	$ -	$ -	$ -	$ -	$ -	$ -	$ -	$ -	$ -	$ -	$ -
1946	601001161	303.3	$ -	$ -	$ -	$ -	$ -	$ -	$ -	$ -	$ -	$ -	$ -	$ -
1947	601001162	303.3	$ -	$ -	$ -	$ -	$ -	$ -	$ -	$ -	$ -	$ -	$ -	$ -
1948	601001163	303.3	$ -	$ -	$ -	$ -	$ -	$ -	$ -	$ -	$ -	$ -	$ -	$ -
1949	T610001165	367.1	$ -	$ -	$ -	$ -	$ -	$ -	$ -	$ -	$ -	$ -	$ -	$ -
1950	T610001165	368.0	$ -	$ -	$ -	$ -	$ -	$ -	$ -	$ -	$ -	$ -	$ -	$ -
1951	T610001165	369.0	$ -	$ -	$ -	$ -	$ -	$ -	$ -	$ -	$ -	$ -	$ -	$ -
1952	T680001166	368.0	$ 3,894	$ 3,894	$ 3,894	$ 3,894	$ 3,894	$ 3,894	$ 3,894	$ 3,894	$ 3,894	$ 3,894	$ 3,894	$ 3,894
1953	T680001166	369.0	$ 15,576	$ 15,576	$ 15,576	$ 15,576	$ 15,576	$ 15,576	$ 15,576	$ 15,576	$ 15,576	$ 15,576	$ 15,576	$ 15,576
1954	T680001167	368.0	$ -	$ -	$ -	$ -	$ -	$ -	$ -	$ -	$ -	$ -	$ -	$ -
1955	T680001167	369.0	$ -	$ -	$ -	$ -	$ -	$ -	$ -	$ -	$ -	$ -	$ -	$ -
1956	T680001168	368.0	$ -	$ -	$ -	$ -	$ -	$ -	$ -	$ -	$ -	$ -	$ -	$ -
1957	T680001168	369.0	$ -	$ -	$ -	$ -	$ -	$ -	$ -	$ -	$ -	$ -	$ -	$ -
1958	T680001169	368.0	$ -	$ -	$ -	$ -	$ -	$ -	$ -	$ -	$ -	$ -	$ -	$ -
1959	T680001169	369.0	$ -	$ -	$ -	$ -	$ -	$ -	$ -	$ -	$ -	$ -	$ -	$ -
1960	T680001170	367.1	$ -	$ -	$ -	$ -	$ -	$ -	$ -	$ -	$ -	$ -	$ -	$ -
1961	T680001170	368.0	$ -	$ -	$ -	$ -	$ -	$ -	$ -	$ -	$ -	$ -	$ -	$ -
1962	T680001170	369.0	$ -	$ -	$ -	$ -	$ -	$ -	$ -	$ -	$ -	$ -	$ -	$ -
1963	T680001171	368.0	$ -	$ -	$ -	$ -	$ -	$ -	$ -	$ -	$ -	$ -	$ -	$ -

Sponsored by NMGC Witness Erik C. Buchanan

NEW MEXICO GAS COMPANY, INC.

Gross Balances
Base Period - 12 Months Ending March 31, 2023
Future Test Year - 12 Months Ending September 30, 2025

	A	B	Z	AA	AB	AC	AD	AE	AF	AG
1										
2			Balance	Balance	Balance	Balance	Balance	Balance	Balance	Balance
3	Investment Number / Beginning Balance	FERC Account	2/28/2025	3/31/2025	4/30/2025	5/31/2025	6/30/2025	7/31/2025	8/31/2025	9/30/2025
1915	601001142	303.3	$ -	$ -	$ -	$ -	$ -	$ -	$ -	$ -
1916	601001143	303.3	$ 342,778	$ 342,778	$ 342,778	$ 342,778	$ 342,778	$ 342,778	$ 342,778	$ 342,778
1917	T624001144	367.1	$ -	$ -	$ -	$ -	$ -	$ -	$ -	$ -
1918	T624001144	368.0	$ -	$ -	$ -	$ -	$ -	$ -	$ -	$ -
1919	T624001144	369.0	$ -	$ -	$ -	$ -	$ -	$ -	$ -	$ -
1920	601001145	303.3	$ -	$ -	$ -	$ -	$ -	$ -	$ -	$ -
1921	601001146	303.3	$ 329,479	$ 329,479	$ 329,479	$ 329,479	$ 329,479	$ 329,479	$ 329,479	$ 329,479
1922	601001147	303.3	$ -	$ -	$ -	$ -	$ 43,108	$ 43,108	$ 43,108	$ 43,108
1923	T621001148	367.1	$ 351,857	$ 351,857	$ 351,857	$ 351,857	$ 351,857	$ 351,857	$ 351,857	$ 351,857
1924	T621001148	368.0	$ 50,265	$ 50,265	$ 50,265	$ 50,265	$ 50,265	$ 50,265	$ 50,265	$ 50,265
1925	T621001148	369.0	$ 100,531	$ 100,531	$ 100,531	$ 100,531	$ 100,531	$ 100,531	$ 100,531	$ 100,531
1926	601001149	303.3	$ -	$ -	$ -	$ -	$ -	$ -	$ -	$ -
1927	T624001150	367.1	$ -	$ -	$ -	$ -	$ -	$ -	$ -	$ -
1928	T624001150	368.0	$ -	$ -	$ -	$ -	$ -	$ -	$ -	$ -
1929	T624001150	369.0	$ -	$ -	$ -	$ -	$ -	$ -	$ -	$ -
1930	601001151	303.3	$ -	$ -	$ -	$ -	$ -	$ -	$ -	$ -
1931	601001152	303.3	$ -	$ -	$ -	$ -	$ -	$ -	$ -	$ -
1932	T624001153	367.1	$ -	$ -	$ -	$ -	$ -	$ -	$ -	$ -
1933	T624001153	368.0	$ -	$ -	$ -	$ -	$ -	$ -	$ -	$ -
1934	T624001153	369.0	$ -	$ -	$ -	$ -	$ -	$ -	$ -	$ -
1935	601001154	303.3	$ -	$ -	$ -	$ -	$ -	$ -	$ -	$ -
1936	601001155	303.3	$ -	$ -	$ -	$ -	$ -	$ -	$ -	$ -
1937	601001156	303.3	$ 253,914	$ 253,914	$ 253,914	$ 253,914	$ 253,914	$ 253,914	$ 253,914	$ 253,914
1938	T610001157	367.1	$ -	$ -	$ -	$ -	$ -	$ -	$ -	$ -
1939	T610001157	368.0	$ -	$ -	$ -	$ -	$ -	$ -	$ -	$ -
1940	T610001157	369.0	$ -	$ -	$ -	$ -	$ -	$ -	$ -	$ -
1941	601001158	391.2	$ -	$ -	$ -	$ -	$ -	$ -	$ -	$ -
1942	601001158	397.0	$ -	$ -	$ -	$ -	$ -	$ -	$ -	$ -
1943	601001158	398.0	$ -	$ -	$ -	$ -	$ -	$ -	$ -	$ -
1944	601001159	303.3	$ -	$ -	$ -	$ -	$ -	$ -	$ -	$ -
1945	601001160	303.3	$ -	$ -	$ -	$ -	$ -	$ -	$ -	$ -
1946	601001161	303.3	$ -	$ -	$ -	$ -	$ -	$ -	$ -	$ -
1947	601001162	303.3	$ -	$ -	$ -	$ -	$ -	$ -	$ -	$ -
1948	601001163	303.3	$ -	$ -	$ -	$ -	$ -	$ -	$ -	$ -
1949	T610001165	367.1	$ -	$ -	$ -	$ -	$ -	$ -	$ -	$ -
1950	T610001165	368.0	$ -	$ -	$ -	$ -	$ -	$ -	$ -	$ -
1951	T610001165	369.0	$ -	$ -	$ -	$ -	$ -	$ -	$ -	$ -
1952	T680001166	368.0	$ 3,894	$ 3,894	$ 3,894	$ 3,894	$ 3,894	$ 3,894	$ 3,894	$ 3,894
1953	T680001166	369.0	$ 15,576	$ 15,576	$ 15,576	$ 15,576	$ 15,576	$ 15,576	$ 15,576	$ 15,576
1954	T680001167	368.0	$ -	$ -	$ -	$ -	$ -	$ -	$ -	$ -
1955	T680001167	369.0	$ -	$ -	$ -	$ -	$ -	$ -	$ -	$ -
1956	T680001168	368.0	$ -	$ -	$ -	$ -	$ -	$ -	$ -	$ -
1957	T680001168	369.0	$ -	$ -	$ -	$ -	$ -	$ -	$ -	$ -
1958	T680001169	368.0	$ -	$ -	$ -	$ -	$ -	$ -	$ -	$ -
1959	T680001169	369.0	$ -	$ -	$ -	$ -	$ -	$ -	$ -	$ -
1960	T680001170	367.1	$ -	$ -	$ -	$ -	$ -	$ -	$ -	$ -
1961	T680001170	368.0	$ -	$ -	$ -	$ -	$ -	$ -	$ -	$ -
1962	T680001170	369.0	$ -	$ -	$ -	$ -	$ -	$ -	$ -	$ -
1963	T680001171	368.0	$ -	$ -	$ -	$ -	$ -	$ -	$ -	$ -

Sponsored by NMGC Witness Erik C. Buchanan

NEW MEXICO GAS COMPANY, INC.

Gross Balances
Base Period - 12 Months Ending March 31, 2023
Future Test Year - 12 Months Ending September 30, 2025

	A	B	C	D	E	F	G	H	I	J	K	L	M
1			Adjusted Base Period										
2			Balance	Balance	Balance	Balance	Balance	Balance	Balance	Balance	Balance	Balance	Balance
3	Investment Number / Beginning Balance	FERC Account	3/31/2023	4/30/2023	5/31/2023	6/30/2023	7/31/2023	8/31/2023	9/30/2023	10/31/2023	11/30/2023	12/31/2023	1/31/2024
1964	T680001171	369.0	$ -	$ -	$ -	$ -	$ -	$ -	$ -	$ -	$ -	$ -	$ -
1965	T624001172	368.0	$ -	$ -	$ 16,906	$ 16,906	$ 16,906	$ 16,906	$ 16,906	$ 16,906	$ 16,906	$ 16,906	$ 16,906
1966	T624001172	369.0	$ -	$ -	$ 67,625	$ 67,625	$ 67,625	$ 67,625	$ 67,625	$ 67,625	$ 67,625	$ 67,625	$ 67,625
1967	T624001173	367.1	$ -	$ -	$ -	$ -	$ -	$ -	$ -	$ -	$ -	$ -	$ -
1968	T624001173	368.0	$ -	$ -	$ -	$ -	$ -	$ -	$ -	$ -	$ -	$ -	$ -
1969	T624001173	369.0	$ -	$ -	$ -	$ -	$ -	$ -	$ -	$ -	$ -	$ -	$ -
1970	T624001174	368.0	$ -	$ -	$ -	$ -	$ -	$ -	$ -	$ -	$ -	$ -	$ -
1971	T624001174	369.0	$ -	$ -	$ -	$ -	$ -	$ -	$ -	$ -	$ -	$ -	$ -
1972	T610001175	394.0	$ -	$ -	$ -	$ -	$ -	$ -	$ -	$ -	$ -	$ -	$ -
1973	T624001176	368.0	$ -	$ -	$ 14,594	$ 14,594	$ 14,594	$ 14,594	$ 14,594	$ 14,594	$ 14,594	$ 14,594	$ 14,594
1974	T624001176	369.0	$ -	$ -	$ 58,374	$ 58,374	$ 58,374	$ 58,374	$ 58,374	$ 58,374	$ 58,374	$ 58,374	$ 58,374
1975	T624001177	368.0	$ -	$ -	$ 23,787	$ 23,787	$ 23,787	$ 23,787	$ 23,787	$ 23,787	$ 23,787	$ 23,787	$ 23,787
1976	T624001177	369.0	$ -	$ -	$ 95,149	$ 95,149	$ 95,149	$ 95,149	$ 95,149	$ 95,149	$ 95,149	$ 95,149	$ 95,149
1977	T624001178	367.1	$ -	$ -	$ -	$ -	$ -	$ -	$ -	$ -	$ -	$ -	$ -
1978	T624001178	368.0	$ -	$ -	$ -	$ -	$ -	$ -	$ -	$ -	$ -	$ -	$ -
1979	T624001178	369.0	$ -	$ -	$ -	$ -	$ -	$ -	$ -	$ -	$ -	$ -	$ -
1980	T621001179	368.0	$ -	$ -	$ -	$ -	$ -	$ -	$ -	$ -	$ -	$ -	$ -
1981	T621001179	369.0	$ -	$ -	$ -	$ -	$ -	$ -	$ -	$ -	$ -	$ -	$ -
1982	T680001180	367.1	$ -	$ -	$ -	$ -	$ -	$ -	$ -	$ -	$ -	$ -	$ -
1983	T680001180	368.0	$ -	$ -	$ -	$ -	$ -	$ -	$ -	$ -	$ -	$ -	$ -
1984	T680001180	369.0	$ -	$ -	$ -	$ -	$ -	$ -	$ -	$ -	$ -	$ -	$ -
1985	T624001181	367.1	$ -	$ -	$ -	$ -	$ -	$ -	$ -	$ -	$ -	$ -	$ -
1986	T624001181	368.0	$ -	$ -	$ -	$ -	$ -	$ -	$ -	$ -	$ -	$ -	$ -
1987	T624001181	369.0	$ -	$ -	$ -	$ -	$ -	$ -	$ -	$ -	$ -	$ -	$ -
1988	T624001182	367.1	$ -	$ -	$ -	$ -	$ -	$ -	$ -	$ -	$ -	$ -	$ -
1989	T624001182	368.0	$ -	$ -	$ -	$ -	$ -	$ -	$ -	$ -	$ -	$ -	$ -
1990	T624001182	369.0	$ -	$ -	$ -	$ -	$ -	$ -	$ -	$ -	$ -	$ -	$ -
1991	601001183	367.1	$ -	$ -	$ -	$ -	$ -	$ -	$ -	$ -	$ -	$ -	$ -
1992	601001183	368.0	$ -	$ -	$ -	$ -	$ -	$ -	$ -	$ -	$ -	$ -	$ -
1993	601001183	369.0	$ -	$ -	$ -	$ -	$ -	$ -	$ -	$ -	$ -	$ -	$ -
1994	601001184	367.1	$ -	$ -	$ -	$ -	$ -	$ -	$ 102,114	$ 102,114	$ 102,114	$ 132,605	$ 132,605
1995	601001184	368.0	$ -	$ -	$ -	$ -	$ -	$ -	$ 14,588	$ 14,588	$ 14,588	$ 18,944	$ 18,944
1996	601001184	369.0	$ -	$ -	$ -	$ -	$ -	$ -	$ 29,175	$ 29,175	$ 29,175	$ 37,887	$ 37,887
1997	T660001185	367.1	$ -	$ -	$ -	$ -	$ -	$ -	$ -	$ -	$ -	$ -	$ -
1998	T660001185	368.0	$ -	$ -	$ -	$ -	$ -	$ -	$ -	$ -	$ -	$ -	$ -
1999	T660001185	369.0	$ -	$ -	$ -	$ -	$ -	$ -	$ -	$ -	$ -	$ -	$ -
2000	601001186	367.1	$ -	$ -	$ -	$ -	$ -	$ -	$ -	$ -	$ -	$ -	$ -
2001	601001186	368.0	$ -	$ -	$ -	$ -	$ -	$ -	$ -	$ -	$ -	$ -	$ -
2002	601001186	369.0	$ -	$ -	$ -	$ -	$ -	$ -	$ -	$ -	$ -	$ -	$ -
2003	T680001187	367.1	$ -	$ -	$ -	$ -	$ -	$ -	$ -	$ -	$ -	$ -	$ -
2004	T680001187	368.0	$ -	$ -	$ -	$ -	$ -	$ -	$ -	$ -	$ -	$ -	$ -
2005	T680001187	369.0	$ -	$ -	$ -	$ -	$ -	$ -	$ -	$ -	$ -	$ -	$ -
2006	601001188	367.1	$ -	$ -	$ -	$ -	$ -	$ -	$ -	$ -	$ -	$ -	$ -
2007	601001188	368.0	$ -	$ -	$ -	$ -	$ -	$ -	$ -	$ -	$ -	$ -	$ -
2008	601001188	369.0	$ -	$ -	$ -	$ -	$ -	$ -	$ -	$ -	$ -	$ -	$ -
2009	T680001189	367.1	$ -	$ -	$ -	$ -	$ -	$ -	$ -	$ -	$ -	$ -	$ -
2010	T680001189	368.0	$ -	$ -	$ -	$ -	$ -	$ -	$ -	$ -	$ -	$ -	$ -
2011	T680001189	369.0	$ -	$ -	$ -	$ -	$ -	$ -	$ -	$ -	$ -	$ -	$ -
2012	T680001190	367.1	$ -	$ -	$ -	$ -	$ -	$ -	$ -	$ -	$ -	$ -	$ -

Sponsored by NMGC Witness Erik C. Buchanan

NEW MEXICO GAS COMPANY, INC.

Gross Balances
Base Period - 12 Months Ending March 31, 2023
Future Test Year - 12 Months Ending September 30, 2025

	A	B	N	O	P	Q	R	S	T	U	V	W	X	Y
1														
2			Balance	Balance	Balance	Balance	Balance	Balance	Balance	Balance	Balance	Balance	Balance	Balance
3	Investment Number / Beginning Balance	FERC Account	2/29/2024	3/31/2024	4/30/2024	5/31/2024	6/30/2024	7/31/2024	8/31/2024	9/30/2024	10/31/2024	11/30/2024	12/31/2024	1/31/2025
1964	T680001171	369.0	$ -	$ -	$ -	$ -	$ -	$ -	$ -	$ -	$ -	$ -	$ -	$ -
1965	T624001172	368.0	$ 16,906	$ 16,906	$ 16,906	$ 16,906	$ 16,906	$ 16,906	$ 16,906	$ 16,906	$ 16,906	$ 16,906	$ 16,906	$ 16,906
1966	T624001172	369.0	$ 67,625	$ 67,625	$ 67,625	$ 67,625	$ 67,625	$ 67,625	$ 67,625	$ 67,625	$ 67,625	$ 67,625	$ 67,625	$ 67,625
1967	T624001173	367.1	$ -	$ -	$ -	$ -	$ -	$ -	$ -	$ -	$ -	$ -	$ -	$ -
1968	T624001173	368.0	$ -	$ -	$ -	$ -	$ -	$ -	$ -	$ -	$ -	$ -	$ -	$ -
1969	T624001173	369.0	$ -	$ -	$ -	$ -	$ -	$ -	$ -	$ -	$ -	$ -	$ -	$ -
1970	T624001174	368.0	$ -	$ -	$ -	$ -	$ -	$ -	$ -	$ -	$ -	$ -	$ -	$ -
1971	T624001174	369.0	$ -	$ -	$ -	$ -	$ -	$ -	$ -	$ -	$ -	$ -	$ -	$ -
1972	T610001175	394.0	$ -	$ -	$ -	$ -	$ -	$ -	$ -	$ -	$ -	$ -	$ -	$ -
1973	T624001176	368.0	$ 14,594	$ 14,594	$ 14,594	$ 14,594	$ 14,594	$ 14,594	$ 14,594	$ 14,594	$ 14,594	$ 14,594	$ 14,594	$ 14,594
1974	T624001176	369.0	$ 58,374	$ 58,374	$ 58,374	$ 58,374	$ 58,374	$ 58,374	$ 58,374	$ 58,374	$ 58,374	$ 58,374	$ 58,374	$ 58,374
1975	T624001177	368.0	$ 23,787	$ 23,787	$ 23,787	$ 23,787	$ 23,787	$ 23,787	$ 23,787	$ 23,787	$ 23,787	$ 23,787	$ 23,787	$ 23,787
1976	T624001177	369.0	$ 95,149	$ 95,149	$ 95,149	$ 95,149	$ 95,149	$ 95,149	$ 95,149	$ 95,149	$ 95,149	$ 95,149	$ 95,149	$ 95,149
1977	T624001178	367.1	$ -	$ -	$ -	$ -	$ -	$ -	$ -	$ -	$ -	$ -	$ -	$ -
1978	T624001178	368.0	$ -	$ -	$ -	$ -	$ -	$ -	$ -	$ -	$ -	$ -	$ -	$ -
1979	T624001178	369.0	$ -	$ -	$ -	$ -	$ -	$ -	$ -	$ -	$ -	$ -	$ -	$ -
1980	T621001179	368.0	$ -	$ -	$ -	$ -	$ -	$ -	$ -	$ -	$ -	$ -	$ -	$ -
1981	T621001179	369.0	$ -	$ -	$ -	$ -	$ -	$ -	$ -	$ -	$ -	$ -	$ -	$ -
1982	T680001180	367.1	$ -	$ -	$ -	$ -	$ -	$ -	$ -	$ -	$ -	$ -	$ -	$ -
1983	T680001180	368.0	$ -	$ -	$ -	$ -	$ -	$ -	$ -	$ -	$ -	$ -	$ -	$ -
1984	T680001180	369.0	$ -	$ -	$ -	$ -	$ -	$ -	$ -	$ -	$ -	$ -	$ -	$ -
1985	T624001181	367.1	$ -	$ -	$ -	$ -	$ -	$ -	$ -	$ -	$ -	$ -	$ -	$ -
1986	T624001181	368.0	$ -	$ -	$ -	$ -	$ -	$ -	$ -	$ -	$ -	$ -	$ -	$ -
1987	T624001181	369.0	$ -	$ -	$ -	$ -	$ -	$ -	$ -	$ -	$ -	$ -	$ -	$ -
1988	T624001182	367.1	$ -	$ -	$ -	$ -	$ -	$ -	$ -	$ -	$ -	$ -	$ -	$ -
1989	T624001182	368.0	$ -	$ -	$ -	$ -	$ -	$ -	$ -	$ -	$ -	$ -	$ -	$ -
1990	T624001182	369.0	$ -	$ -	$ -	$ -	$ -	$ -	$ -	$ -	$ -	$ -	$ -	$ -
1991	601001183	367.1	$ -	$ -	$ -	$ -	$ -	$ -	$ -	$ -	$ -	$ -	$ -	$ -
1992	601001183	368.0	$ -	$ -	$ -	$ -	$ -	$ -	$ -	$ -	$ -	$ -	$ -	$ -
1993	601001183	369.0	$ -	$ -	$ -	$ -	$ -	$ -	$ -	$ -	$ -	$ -	$ -	$ -
1994	601001184	367.1	$ 132,605	$ 132,605	$ 132,605	$ 132,605	$ 132,605	$ 132,605	$ 132,605	$ 132,605	$ 132,605	$ 132,605	$ 132,605	$ 132,605
1995	601001184	368.0	$ 18,944	$ 18,944	$ 18,944	$ 18,944	$ 18,944	$ 18,944	$ 18,944	$ 18,944	$ 18,944	$ 18,944	$ 18,944	$ 18,944
1996	601001184	369.0	$ 37,887	$ 37,887	$ 37,887	$ 37,887	$ 37,887	$ 37,887	$ 37,887	$ 37,887	$ 37,887	$ 37,887	$ 37,887	$ 37,887
1997	T660001185	367.1	$ -	$ -	$ -	$ -	$ 74,760	$ 74,760	$ 74,760	$ 74,760	$ 74,760	$ 74,760	$ 74,760	$ 74,760
1998	T660001185	368.0	$ -	$ -	$ -	$ -	$ 10,680	$ 10,680	$ 10,680	$ 10,680	$ 10,680	$ 10,680	$ 10,680	$ 10,680
1999	T660001185	369.0	$ -	$ -	$ -	$ -	$ 21,360	$ 21,360	$ 21,360	$ 21,360	$ 21,360	$ 21,360	$ 21,360	$ 21,360
2000	601001186	367.1	$ -	$ -	$ -	$ -	$ 26,530	$ 26,530	$ 26,530	$ 133,850	$ 133,850	$ 133,850	$ 133,850	$ 133,850
2001	601001186	368.0	$ -	$ -	$ -	$ -	$ 3,790	$ 3,790	$ 3,790	$ 19,121	$ 19,121	$ 19,121	$ 19,121	$ 19,121
2002	601001186	369.0	$ -	$ -	$ -	$ -	$ 7,580	$ 7,580	$ 7,580	$ 38,243	$ 38,243	$ 38,243	$ 38,243	$ 38,243
2003	T680001187	367.1	$ -	$ -	$ -	$ -	$ -	$ -	$ -	$ -	$ -	$ -	$ -	$ -
2004	T680001187	368.0	$ -	$ -	$ -	$ -	$ -	$ -	$ -	$ -	$ -	$ -	$ -	$ -
2005	T680001187	369.0	$ -	$ -	$ -	$ -	$ -	$ -	$ -	$ -	$ -	$ -	$ -	$ -
2006	601001188	367.1	$ -	$ -	$ -	$ -	$ -	$ -	$ -	$ -	$ -	$ -	$ -	$ -
2007	601001188	368.0	$ -	$ -	$ -	$ -	$ -	$ -	$ -	$ -	$ -	$ -	$ -	$ -
2008	601001188	369.0	$ -	$ -	$ -	$ -	$ -	$ -	$ -	$ -	$ -	$ -	$ -	$ -
2009	T680001189	367.1	$ -	$ -	$ -	$ -	$ -	$ -	$ -	$ -	$ -	$ -	$ -	$ -
2010	T680001189	368.0	$ -	$ -	$ -	$ -	$ -	$ -	$ -	$ -	$ -	$ -	$ -	$ -
2011	T680001189	369.0	$ -	$ -	$ -	$ -	$ -	$ -	$ -	$ -	$ -	$ -	$ -	$ -
2012	T680001190	367.1	$ -	$ -	$ -	$ -	$ -	$ -	$ -	$ -	$ -	$ -	$ -	$ -

Sponsored by NMGC Witness Erik C. Buchanan

NEW MEXICO GAS COMPANY, INC.

Gross Balances
Base Period - 12 Months Ending March 31, 2023
Future Test Year - 12 Months Ending September 30, 2025

	A	B	Z	AA	AB	AC	AD	AE	AF	AG
1										
2			Balance	Balance	Balance	Balance	Balance	Balance	Balance	Balance
3	Investment Number / Beginning Balance	FERC Account	2/28/2025	3/31/2025	4/30/2025	5/31/2025	6/30/2025	7/31/2025	8/31/2025	9/30/2025
1964	T680001171	369.0	$ -	$ -	$ -	$ -	$ -	$ -	$ -	$ -
1965	T624001172	368.0	$ 16,906	$ 16,906	$ 16,906	$ 16,906	$ 16,906	$ 16,906	$ 16,906	$ 16,906
1966	T624001172	369.0	$ 67,625	$ 67,625	$ 67,625	$ 67,625	$ 67,625	$ 67,625	$ 67,625	$ 67,625
1967	T624001173	367.1	$ -	$ -	$ -	$ -	$ -	$ -	$ -	$ -
1968	T624001173	368.0	$ -	$ -	$ -	$ -	$ -	$ -	$ -	$ -
1969	T624001173	369.0	$ -	$ -	$ -	$ -	$ -	$ -	$ -	$ -
1970	T624001174	368.0	$ -	$ -	$ -	$ -	$ -	$ -	$ -	$ -
1971	T624001174	369.0	$ -	$ -	$ -	$ -	$ -	$ -	$ -	$ -
1972	T610001175	394.0	$ -	$ -	$ -	$ -	$ -	$ -	$ -	$ -
1973	T624001176	368.0	$ 14,594	$ 14,594	$ 14,594	$ 14,594	$ 14,594	$ 14,594	$ 14,594	$ 14,594
1974	T624001176	369.0	$ 58,374	$ 58,374	$ 58,374	$ 58,374	$ 58,374	$ 58,374	$ 58,374	$ 58,374
1975	T624001177	368.0	$ 23,787	$ 23,787	$ 23,787	$ 23,787	$ 23,787	$ 23,787	$ 23,787	$ 23,787
1976	T624001177	369.0	$ 95,149	$ 95,149	$ 95,149	$ 95,149	$ 95,149	$ 95,149	$ 95,149	$ 95,149
1977	T624001178	367.1	$ -	$ -	$ -	$ -	$ -	$ -	$ -	$ -
1978	T624001178	368.0	$ -	$ -	$ -	$ -	$ -	$ -	$ -	$ -
1979	T624001178	369.0	$ -	$ -	$ -	$ -	$ -	$ -	$ -	$ -
1980	T621001179	368.0	$ -	$ -	$ -	$ -	$ -	$ -	$ -	$ -
1981	T621001179	369.0	$ -	$ -	$ -	$ -	$ -	$ -	$ -	$ -
1982	T680001180	367.1	$ -	$ -	$ -	$ -	$ -	$ -	$ -	$ -
1983	T680001180	368.0	$ -	$ -	$ -	$ -	$ -	$ -	$ -	$ -
1984	T680001180	369.0	$ -	$ -	$ -	$ -	$ -	$ -	$ -	$ -
1985	T624001181	367.1	$ -	$ -	$ -	$ -	$ -	$ -	$ -	$ -
1986	T624001181	368.0	$ -	$ -	$ -	$ -	$ -	$ -	$ -	$ -
1987	T624001181	369.0	$ -	$ -	$ -	$ -	$ -	$ -	$ -	$ -
1988	T624001182	367.1	$ -	$ -	$ -	$ -	$ -	$ -	$ -	$ -
1989	T624001182	368.0	$ -	$ -	$ -	$ -	$ -	$ -	$ -	$ -
1990	T624001182	369.0	$ -	$ -	$ -	$ -	$ -	$ -	$ -	$ -
1991	601001183	367.1	$ -	$ -	$ -	$ -	$ -	$ -	$ -	$ -
1992	601001183	368.0	$ -	$ -	$ -	$ -	$ -	$ -	$ -	$ -
1993	601001183	369.0	$ -	$ -	$ -	$ -	$ -	$ -	$ -	$ -
1994	601001184	367.1	$ 132,605	$ 132,605	$ 132,605	$ 132,605	$ 132,605	$ 132,605	$ 132,605	$ 132,605
1995	601001184	368.0	$ 18,944	$ 18,944	$ 18,944	$ 18,944	$ 18,944	$ 18,944	$ 18,944	$ 18,944
1996	601001184	369.0	$ 37,887	$ 37,887	$ 37,887	$ 37,887	$ 37,887	$ 37,887	$ 37,887	$ 37,887
1997	T660001185	367.1	$ 74,760	$ 74,760	$ 74,760	$ 74,760	$ 74,760	$ 74,760	$ 74,760	$ 74,760
1998	T660001185	368.0	$ 10,680	$ 10,680	$ 10,680	$ 10,680	$ 10,680	$ 10,680	$ 10,680	$ 10,680
1999	T660001185	369.0	$ 21,360	$ 21,360	$ 21,360	$ 21,360	$ 21,360	$ 21,360	$ 21,360	$ 21,360
2000	601001186	367.1	$ 133,850	$ 133,850	$ 133,850	$ 133,850	$ 133,850	$ 133,850	$ 133,850	$ 133,850
2001	601001186	368.0	$ 19,121	$ 19,121	$ 19,121	$ 19,121	$ 19,121	$ 19,121	$ 19,121	$ 19,121
2002	601001186	369.0	$ 38,243	$ 38,243	$ 38,243	$ 38,243	$ 38,243	$ 38,243	$ 38,243	$ 38,243
2003	T680001187	367.1	$ -	$ -	$ -	$ -	$ -	$ -	$ -	$ -
2004	T680001187	368.0	$ -	$ -	$ -	$ -	$ -	$ -	$ -	$ -
2005	T680001187	369.0	$ -	$ -	$ -	$ -	$ -	$ -	$ -	$ -
2006	601001188	367.1	$ -	$ -	$ -	$ -	$ 106,321	$ 106,321	$ 106,321	$ 122,034
2007	601001188	368.0	$ -	$ -	$ -	$ -	$ 15,189	$ 15,189	$ 15,189	$ 17,433
2008	601001188	369.0	$ -	$ -	$ -	$ -	$ 30,377	$ 30,377	$ 30,377	$ 34,867
2009	T680001189	367.1	$ -	$ -	$ -	$ 205,704	$ 205,704	$ 205,704	$ 205,704	$ 205,704
2010	T680001189	368.0	$ -	$ -	$ -	$ 29,386	$ 29,386	$ 29,386	$ 29,386	$ 29,386
2011	T680001189	369.0	$ -	$ -	$ -	$ 58,773	$ 58,773	$ 58,773	$ 58,773	$ 58,773
2012	T680001190	367.1	$ -	$ -	$ -	$ -	$ -	$ -	$ -	$ -

Sponsored by NMGC Witness Erik C. Buchanan

NEW MEXICO GAS COMPANY, INC.

Gross Balances
Base Period - 12 Months Ending March 31, 2023
Future Test Year - 12 Months Ending September 30, 2025

	A	B	C	D	E	F	G	H	I	J	K	L	M
1			Adjusted Base Period										
2			Balance	Balance	Balance	Balance	Balance	Balance	Balance	Balance	Balance	Balance	Balance
3	Investment Number / Beginning Balance	FERC Account	3/31/2023	4/30/2023	5/31/2023	6/30/2023	7/31/2023	8/31/2023	9/30/2023	10/31/2023	11/30/2023	12/31/2023	1/31/2024
2013	T680001190	368.0	$ -	$ -	$ -	$ -	$ -	$ -	$ -	$ -	$ -	$ -	$ -
2014	T680001190	369.0	$ -	$ -	$ -	$ -	$ -	$ -	$ -	$ -	$ -	$ -	$ -
2015	T610001191	367.1	$ -	$ -	$ -	$ -	$ -	$ -	$ -	$ -	$ -	$ -	$ -
2016	T610001191	368.0	$ -	$ -	$ -	$ -	$ -	$ -	$ -	$ -	$ -	$ -	$ -
2017	T610001191	369.0	$ -	$ -	$ -	$ -	$ -	$ -	$ -	$ -	$ -	$ -	$ -
2018	T624001192	367.1	$ -	$ -	$ -	$ -	$ -	$ -	$ -	$ -	$ -	$ -	$ -
2019	T624001192	368.0	$ -	$ -	$ -	$ -	$ -	$ -	$ -	$ -	$ -	$ -	$ -
2020	T624001192	369.0	$ -	$ -	$ -	$ -	$ -	$ -	$ -	$ -	$ -	$ -	$ -
2021	T610001194	367.1	$ -	$ -	$ -	$ -	$ -	$ -	$ -	$ -	$ -	$ -	$ -
2022	610001195	376.1	$ -	$ -	$ -	$ -	$ -	$ -	$ -	$ -	$ -	$ -	$ -
2023	610001195	376.2	$ -	$ -	$ -	$ -	$ -	$ -	$ -	$ -	$ -	$ -	$ -
2024	610001195	376.4	$ -	$ -	$ -	$ -	$ -	$ -	$ -	$ -	$ -	$ -	$ -
2025	610001195	380.0	$ -	$ -	$ -	$ -	$ -	$ -	$ -	$ -	$ -	$ -	$ -
2026	T621001196	368.0	$ -	$ -	$ -	$ -	$ -	$ -	$ -	$ -	$ -	$ -	$ -
2027	T621001196	369.0	$ -	$ -	$ -	$ -	$ -	$ -	$ -	$ -	$ -	$ -	$ -
2028	T610001198	367.1	$ -	$ -	$ -	$ -	$ -	$ -	$ -	$ -	$ -	$ -	$ -
2029	T610001198	368.0	$ -	$ -	$ -	$ -	$ -	$ -	$ -	$ -	$ -	$ -	$ -
2030	T610001198	369.0	$ -	$ -	$ -	$ -	$ -	$ -	$ -	$ -	$ -	$ -	$ -
2031	610001199	376.1	$ -	$ -	$ -	$ -	$ -	$ -	$ -	$ -	$ -	$ -	$ -
2032	610001199	376.2	$ -	$ -	$ -	$ -	$ -	$ -	$ -	$ -	$ -	$ -	$ -
2033	610001199	376.4	$ -	$ -	$ -	$ -	$ -	$ -	$ -	$ -	$ -	$ -	$ -
2034	610001199	380.0	$ -	$ -	$ -	$ -	$ -	$ -	$ -	$ -	$ -	$ -	$ -
2035	T626001200	367.1	$ -	$ -	$ -	$ -	$ -	$ -	$ -	$ -	$ -	$ -	$ -
2036	T660001201	367.1	$ -	$ -	$ -	$ -	$ -	$ -	$ -	$ -	$ -	$ -	$ -
2037	T660001201	368.0	$ -	$ -	$ -	$ -	$ -	$ -	$ -	$ -	$ -	$ -	$ -
2038	T660001201	369.0	$ -	$ -	$ -	$ -	$ -	$ -	$ -	$ -	$ -	$ -	$ -
2039	T680001202	367.3	$ -	$ -	$ -	$ -	$ -	$ -	$ -	$ -	$ -	$ -	$ -
2040	610001203	376.1	$ -	$ -	$ -	$ -	$ -	$ -	$ -	$ -	$ -	$ -	$ -
2041	610001203	376.2	$ -	$ -	$ -	$ -	$ -	$ -	$ -	$ -	$ -	$ -	$ -
2042	610001203	376.4	$ -	$ -	$ -	$ -	$ -	$ -	$ -	$ -	$ -	$ -	$ -
2043	610001203	380.0	$ -	$ -	$ -	$ -	$ -	$ -	$ -	$ -	$ -	$ -	$ -
2044	610001204	376.1	$ -	$ -	$ -	$ -	$ -	$ -	$ -	$ -	$ -	$ -	$ -
2045	610001204	376.2	$ -	$ -	$ -	$ -	$ -	$ -	$ -	$ -	$ -	$ -	$ -
2046	610001204	376.4	$ -	$ -	$ -	$ -	$ -	$ -	$ -	$ -	$ -	$ -	$ -
2047	610001205	376.1	$ -	$ -	$ -	$ -	$ -	$ -	$ -	$ -	$ -	$ -	$ -
2048	610001205	376.2	$ -	$ -	$ -	$ -	$ -	$ -	$ -	$ -	$ -	$ -	$ -
2049	610001205	376.4	$ -	$ -	$ -	$ -	$ -	$ -	$ -	$ -	$ -	$ -	$ -
2050	610001205	380.0	$ -	$ -	$ -	$ -	$ -	$ -	$ -	$ -	$ -	$ -	$ -
2051	610001206	376.1	$ -	$ -	$ -	$ -	$ -	$ -	$ -	$ -	$ -	$ -	$ -
2052	610001206	376.2	$ -	$ -	$ -	$ -	$ -	$ -	$ -	$ -	$ -	$ -	$ -
2053	610001206	376.4	$ -	$ -	$ -	$ -	$ -	$ -	$ -	$ -	$ -	$ -	$ -
2054	610001206	380.0	$ -	$ -	$ -	$ -	$ -	$ -	$ -	$ -	$ -	$ -	$ -
2055	610001207	376.1	$ -	$ -	$ -	$ -	$ -	$ -	$ -	$ -	$ -	$ -	$ -
2056	610001207	376.2	$ -	$ -	$ -	$ -	$ -	$ -	$ -	$ -	$ -	$ -	$ -
2057	610001207	376.4	$ -	$ -	$ -	$ -	$ -	$ -	$ -	$ -	$ -	$ -	$ -
2058	610001207	380.0	$ -	$ -	$ -	$ -	$ -	$ -	$ -	$ -	$ -	$ -	$ -
2059	610001208	376.1	$ -	$ -	$ -	$ -	$ -	$ -	$ -	$ -	$ -	$ -	$ -
2060	610001208	376.2	$ -	$ -	$ -	$ -	$ -	$ -	$ -	$ -	$ -	$ -	$ -
2061	610001208	376.4	$ -	$ -	$ -	$ -	$ -	$ -	$ -	$ -	$ -	$ -	$ -

Sponsored by NMGC Witness Erik C. Buchanan

WP Plant 3 Gross Balances

NEW MEXICO GAS COMPANY, INC.

Gross Balances
Base Period - 12 Months Ending March 31, 2023
Future Test Year - 12 Months Ending September 30, 2025

	A	B	N	O	P	Q	R	S	T	U	V	W	X	Y
1														
2			Balance	Balance	Balance	Balance	Balance	Balance	Balance	Balance	Balance	Balance	Balance	Balance
3	Investment Number / Beginning Balance	FERC Account	2/29/2024	3/31/2024	4/30/2024	5/31/2024	6/30/2024	7/31/2024	8/31/2024	9/30/2024	10/31/2024	11/30/2024	12/31/2024	1/31/2025
2013	T680001190	368.0	$ -	$ -	$ -	$ -	$ -	$ -	$ -	$ -	$ -	$ -	$ -	$ -
2014	T680001190	369.0	$ -	$ -	$ -	$ -	$ -	$ -	$ -	$ -	$ -	$ -	$ -	$ -
2015	T610001191	367.1	$ -	$ -	$ -	$ -	$ -	$ -	$ -	$ -	$ -	$ -	$ -	$ -
2016	T610001191	368.0	$ -	$ -	$ -	$ -	$ -	$ -	$ -	$ -	$ -	$ -	$ -	$ -
2017	T610001191	369.0	$ -	$ -	$ -	$ -	$ -	$ -	$ -	$ -	$ -	$ -	$ -	$ -
2018	T624001192	367.1	$ -	$ -	$ -	$ -	$ -	$ -	$ -	$ -	$ -	$ -	$ -	$ -
2019	T624001192	368.0	$ -	$ -	$ -	$ -	$ -	$ -	$ -	$ -	$ -	$ -	$ -	$ -
2020	T624001192	369.0	$ -	$ -	$ -	$ -	$ -	$ -	$ -	$ -	$ -	$ -	$ -	$ -
2021	T610001194	367.1	$ -	$ -	$ -	$ -	$ -	$ -	$ -	$ -	$ -	$ -	$ -	$ -
2022	610001195	376.1	$ -	$ -	$ -	$ -	$ -	$ -	$ -	$ -	$ -	$ -	$ -	$ -
2023	610001195	376.2	$ -	$ -	$ -	$ -	$ -	$ -	$ -	$ -	$ -	$ -	$ -	$ -
2024	610001195	376.4	$ -	$ -	$ -	$ -	$ -	$ -	$ -	$ -	$ -	$ -	$ -	$ -
2025	610001195	380.0	$ -	$ -	$ -	$ -	$ -	$ -	$ -	$ -	$ -	$ -	$ -	$ -
2026	T621001196	368.0	$ -	$ -	$ -	$ -	$ -	$ -	$ -	$ -	$ -	$ -	$ -	$ -
2027	T621001196	369.0	$ -	$ -	$ -	$ -	$ -	$ -	$ -	$ -	$ -	$ -	$ -	$ -
2028	T610001198	367.1	$ -	$ -	$ -	$ -	$ -	$ -	$ -	$ -	$ -	$ -	$ -	$ -
2029	T610001198	368.0	$ -	$ -	$ -	$ -	$ -	$ -	$ -	$ -	$ -	$ -	$ -	$ -
2030	T610001198	369.0	$ -	$ -	$ -	$ -	$ -	$ -	$ -	$ -	$ -	$ -	$ -	$ -
2031	610001199	376.1	$ -	$ -	$ -	$ -	$ -	$ -	$ -	$ -	$ -	$ -	$ -	$ -
2032	610001199	376.2	$ -	$ -	$ -	$ -	$ -	$ -	$ -	$ -	$ -	$ -	$ -	$ -
2033	610001199	376.4	$ -	$ -	$ -	$ -	$ -	$ -	$ -	$ -	$ -	$ -	$ -	$ -
2034	610001199	380.0	$ -	$ -	$ -	$ -	$ -	$ -	$ -	$ -	$ -	$ -	$ -	$ -
2035	T626001200	367.1	$ -	$ -	$ -	$ -	$ -	$ -	$ -	$ -	$ -	$ -	$ -	$ -
2036	T660001201	367.1	$ -	$ -	$ -	$ -	$ -	$ -	$ 553,684	$ 553,684	$ 553,684	$ 553,684	$ 553,684	$ 553,684
2037	T660001201	368.0	$ -	$ -	$ -	$ -	$ -	$ -	$ 79,098	$ 79,098	$ 79,098	$ 79,098	$ 79,098	$ 79,098
2038	T660001201	369.0	$ -	$ -	$ -	$ -	$ -	$ -	$ 158,196	$ 158,196	$ 158,196	$ 158,196	$ 158,196	$ 158,196
2039	T680001202	367.3	$ -	$ -	$ -	$ -	$ -	$ -	$ -	$ -	$ -	$ -	$ -	$ -
2040	610001203	376.1	$ -	$ -	$ -	$ -	$ -	$ -	$ -	$ -	$ -	$ -	$ -	$ -
2041	610001203	376.2	$ -	$ -	$ -	$ -	$ -	$ -	$ -	$ -	$ -	$ -	$ -	$ -
2042	610001203	376.4	$ -	$ -	$ -	$ -	$ -	$ -	$ -	$ -	$ -	$ -	$ -	$ -
2043	610001203	380.0	$ -	$ -	$ -	$ -	$ -	$ -	$ -	$ -	$ -	$ -	$ -	$ -
2044	610001204	376.1	$ -	$ -	$ -	$ -	$ -	$ -	$ -	$ -	$ -	$ -	$ -	$ -
2045	610001204	376.2	$ -	$ -	$ -	$ -	$ -	$ -	$ -	$ -	$ -	$ -	$ -	$ -
2046	610001204	376.4	$ -	$ -	$ -	$ -	$ -	$ -	$ -	$ -	$ -	$ -	$ -	$ -
2047	610001205	376.1	$ -	$ -	$ -	$ -	$ -	$ -	$ -	$ -	$ -	$ -	$ -	$ -
2048	610001205	376.2	$ -	$ -	$ -	$ -	$ -	$ -	$ -	$ -	$ -	$ -	$ -	$ -
2049	610001205	376.4	$ -	$ -	$ -	$ -	$ -	$ -	$ -	$ -	$ -	$ -	$ -	$ -
2050	610001205	380.0	$ -	$ -	$ -	$ -	$ -	$ -	$ -	$ -	$ -	$ -	$ -	$ -
2051	610001206	376.1	$ -	$ -	$ -	$ -	$ -	$ -	$ -	$ -	$ -	$ -	$ -	$ -
2052	610001206	376.2	$ -	$ -	$ -	$ -	$ -	$ -	$ -	$ -	$ -	$ -	$ -	$ -
2053	610001206	376.4	$ -	$ -	$ -	$ -	$ -	$ -	$ -	$ -	$ -	$ -	$ -	$ -
2054	610001206	380.0	$ -	$ -	$ -	$ -	$ -	$ -	$ -	$ -	$ -	$ -	$ -	$ -
2055	610001207	376.1	$ -	$ -	$ -	$ -	$ -	$ -	$ -	$ -	$ -	$ -	$ -	$ -
2056	610001207	376.2	$ -	$ -	$ -	$ -	$ -	$ -	$ -	$ -	$ -	$ -	$ -	$ -
2057	610001207	376.4	$ -	$ -	$ -	$ -	$ -	$ -	$ -	$ -	$ -	$ -	$ -	$ -
2058	610001207	380.0	$ -	$ -	$ -	$ -	$ -	$ -	$ -	$ -	$ -	$ -	$ -	$ -
2059	610001208	376.1	$ -	$ -	$ -	$ -	$ -	$ -	$ -	$ -	$ -	$ -	$ -	$ -
2060	610001208	376.2	$ -	$ -	$ -	$ -	$ -	$ -	$ -	$ -	$ -	$ -	$ -	$ -
2061	610001208	376.4	$ -	$ -	$ -	$ -	$ -	$ -	$ -	$ -	$ -	$ -	$ -	$ -

Sponsored by NMGC Witness Erik C. Buchanan

WP Plant 3 Gross Balances

NEW MEXICO GAS COMPANY, INC.

Gross Balances
Base Period - 12 Months Ending March 31, 2023
Future Test Year - 12 Months Ending September 30, 2025

	A	B	Z	AA	AB	AC	AD	AE	AF	AG
1										
2			Balance	Balance	Balance	Balance	Balance	Balance	Balance	Balance
3	Investment Number / Beginning Balance	FERC Account	2/28/2025	3/31/2025	4/30/2025	5/31/2025	6/30/2025	7/31/2025	8/31/2025	9/30/2025
2013	T680001190	368.0	$ -	$ -	$ -	$ -	$ -	$ -	$ -	$ -
2014	T680001190	369.0	$ -	$ -	$ -	$ -	$ -	$ -	$ -	$ -
2015	T610001191	367.1	$ -	$ -	$ -	$ -	$ -	$ -	$ -	$ 813,710
2016	T610001191	368.0	$ -	$ -	$ -	$ -	$ -	$ -	$ -	$ 116,244
2017	T610001191	369.0	$ -	$ -	$ -	$ -	$ -	$ -	$ -	$ 232,489
2018	T624001192	367.1	$ -	$ -	$ -	$ -	$ -	$ -	$ -	$ -
2019	T624001192	368.0	$ -	$ -	$ -	$ -	$ -	$ -	$ -	$ -
2020	T624001192	369.0	$ -	$ -	$ -	$ -	$ -	$ -	$ -	$ -
2021	T610001194	367.1	$ -	$ -	$ -	$ -	$ -	$ -	$ -	$ -
2022	610001195	376.1	$ -	$ -	$ -	$ -	$ -	$ -	$ -	$ -
2023	610001195	376.2	$ -	$ -	$ -	$ -	$ -	$ -	$ -	$ -
2024	610001195	376.4	$ -	$ -	$ -	$ -	$ -	$ -	$ -	$ -
2025	610001195	380.0	$ -	$ -	$ -	$ -	$ -	$ -	$ -	$ -
2026	T621001196	368.0	$ -	$ -	$ -	$ -	$ -	$ -	$ -	$ -
2027	T621001196	369.0	$ -	$ -	$ -	$ -	$ -	$ -	$ -	$ -
2028	T610001198	367.1	$ -	$ -	$ -	$ -	$ -	$ -	$ -	$ -
2029	T610001198	368.0	$ -	$ -	$ -	$ -	$ -	$ -	$ -	$ -
2030	T610001198	369.0	$ -	$ -	$ -	$ -	$ -	$ -	$ -	$ -
2031	610001199	376.1	$ -	$ -	$ -	$ -	$ -	$ -	$ -	$ -
2032	610001199	376.2	$ -	$ -	$ -	$ -	$ -	$ -	$ -	$ -
2033	610001199	376.4	$ -	$ -	$ -	$ -	$ -	$ -	$ -	$ -
2034	610001199	380.0	$ -	$ -	$ -	$ -	$ -	$ -	$ -	$ -
2035	T626001200	367.1	$ -	$ -	$ -	$ -	$ -	$ -	$ -	$ -
2036	T660001201	367.1	$ 553,684	$ 553,684	$ 553,684	$ 553,684	$ 553,684	$ 553,684	$ 553,684	$ 553,684
2037	T660001201	368.0	$ 79,098	$ 79,098	$ 79,098	$ 79,098	$ 79,098	$ 79,098	$ 79,098	$ 79,098
2038	T660001201	369.0	$ 158,196	$ 158,196	$ 158,196	$ 158,196	$ 158,196	$ 158,196	$ 158,196	$ 158,196
2039	T680001202	367.3	$ -	$ -	$ -	$ -	$ -	$ -	$ -	$ -
2040	610001203	376.1	$ -	$ -	$ -	$ -	$ -	$ -	$ -	$ -
2041	610001203	376.2	$ -	$ -	$ -	$ -	$ -	$ -	$ -	$ -
2042	610001203	376.4	$ -	$ -	$ -	$ -	$ -	$ -	$ -	$ -
2043	610001203	380.0	$ -	$ -	$ -	$ -	$ -	$ -	$ -	$ -
2044	610001204	376.1	$ -	$ -	$ -	$ -	$ -	$ -	$ -	$ -
2045	610001204	376.2	$ -	$ -	$ -	$ -	$ -	$ -	$ -	$ -
2046	610001204	376.4	$ -	$ -	$ -	$ -	$ -	$ -	$ -	$ -
2047	610001205	376.1	$ -	$ -	$ -	$ -	$ -	$ -	$ -	$ -
2048	610001205	376.2	$ -	$ -	$ -	$ -	$ -	$ -	$ -	$ -
2049	610001205	376.4	$ -	$ -	$ -	$ -	$ -	$ -	$ -	$ -
2050	610001205	380.0	$ -	$ -	$ -	$ -	$ -	$ -	$ -	$ -
2051	610001206	376.1	$ -	$ -	$ -	$ -	$ -	$ -	$ -	$ -
2052	610001206	376.2	$ -	$ -	$ -	$ -	$ -	$ -	$ -	$ -
2053	610001206	376.4	$ -	$ -	$ -	$ -	$ -	$ -	$ -	$ -
2054	610001206	380.0	$ -	$ -	$ -	$ -	$ -	$ -	$ -	$ -
2055	610001207	376.1	$ -	$ -	$ -	$ -	$ -	$ -	$ -	$ -
2056	610001207	376.2	$ -	$ -	$ -	$ -	$ -	$ -	$ -	$ -
2057	610001207	376.4	$ -	$ -	$ -	$ -	$ -	$ -	$ -	$ -
2058	610001207	380.0	$ -	$ -	$ -	$ -	$ -	$ -	$ -	$ -
2059	610001208	376.1	$ -	$ -	$ -	$ -	$ -	$ -	$ -	$ -
2060	610001208	376.2	$ -	$ -	$ -	$ -	$ -	$ -	$ -	$ -
2061	610001208	376.4	$ -	$ -	$ -	$ -	$ -	$ -	$ -	$ -

Sponsored by NMGC Witness Erik C. Buchanan

NEW MEXICO GAS COMPANY, INC.

Gross Balances
Base Period - 12 Months Ending March 31, 2023
Future Test Year - 12 Months Ending September 30, 2025

	A	B	C	D	E	F	G	H	I	J	K	L	M
1			Adjusted Base Period										
2			Balance	Balance	Balance	Balance	Balance	Balance	Balance	Balance	Balance	Balance	Balance
3	Investment Number / Beginning Balance	FERC Account	3/31/2023	4/30/2023	5/31/2023	6/30/2023	7/31/2023	8/31/2023	9/30/2023	10/31/2023	11/30/2023	12/31/2023	1/31/2024
2062	610001208	380.0	$ -	$ -	$ -	$ -	$ -	$ -	$ -	$ -	$ -	$ -	$ -
2063	610001209	376.1	$ -	$ -	$ -	$ -	$ -	$ -	$ -	$ -	$ -	$ -	$ -
2064	610001209	376.2	$ -	$ -	$ -	$ -	$ -	$ -	$ -	$ -	$ -	$ -	$ -
2065	610001209	376.4	$ -	$ -	$ -	$ -	$ -	$ -	$ -	$ -	$ -	$ -	$ -
2066	610001209	380.0	$ -	$ -	$ -	$ -	$ -	$ -	$ -	$ -	$ -	$ -	$ -
2067	610001210	376.1	$ -	$ -	$ -	$ -	$ -	$ -	$ -	$ -	$ -	$ -	$ -
2068	610001210	376.2	$ -	$ -	$ -	$ -	$ -	$ -	$ -	$ -	$ -	$ -	$ -
2069	610001210	376.4	$ -	$ -	$ -	$ -	$ -	$ -	$ -	$ -	$ -	$ -	$ -
2070	610001210	380.0	$ -	$ -	$ -	$ -	$ -	$ -	$ -	$ -	$ -	$ -	$ -
2071	610001211	376.1	$ -	$ -	$ -	$ -	$ -	$ -	$ -	$ -	$ -	$ -	$ -
2072	610001211	376.2	$ -	$ -	$ -	$ -	$ -	$ -	$ -	$ -	$ -	$ -	$ -
2073	610001211	376.4	$ -	$ -	$ -	$ -	$ -	$ -	$ -	$ -	$ -	$ -	$ -
2074	610001211	380.0	$ -	$ -	$ -	$ -	$ -	$ -	$ -	$ -	$ -	$ -	$ -
2075	610001212	376.1	$ -	$ -	$ -	$ -	$ -	$ -	$ -	$ -	$ -	$ -	$ -
2076	610001212	376.2	$ -	$ -	$ -	$ -	$ -	$ -	$ -	$ -	$ -	$ -	$ -
2077	610001212	376.4	$ -	$ -	$ -	$ -	$ -	$ -	$ -	$ -	$ -	$ -	$ -
2078	610001212	380.0	$ -	$ -	$ -	$ -	$ -	$ -	$ -	$ -	$ -	$ -	$ -
2079	T610001213	367.1	$ -	$ -	$ -	$ -	$ -	$ -	$ -	$ -	$ -	$ -	$ -
2080	T610001213	368.0	$ -	$ -	$ -	$ -	$ -	$ -	$ -	$ -	$ -	$ -	$ -
2081	T610001213	369.0	$ -	$ -	$ -	$ -	$ -	$ -	$ -	$ -	$ -	$ -	$ -
2082	T624001214	367.1	$ -	$ -	$ -	$ -	$ -	$ -	$ -	$ -	$ -	$ -	$ -
2083	T624001214	368.0	$ -	$ -	$ -	$ -	$ -	$ -	$ -	$ -	$ -	$ -	$ -
2084	T624001214	369.0	$ -	$ -	$ -	$ -	$ -	$ -	$ -	$ -	$ -	$ -	$ -
2085	T624001215	367.1	$ -	$ -	$ -	$ -	$ -	$ -	$ -	$ -	$ -	$ -	$ -
2086	T624001215	368.0	$ -	$ -	$ -	$ -	$ -	$ -	$ -	$ -	$ -	$ -	$ -
2087	T624001215	369.0	$ -	$ -	$ -	$ -	$ -	$ -	$ -	$ -	$ -	$ -	$ -
2088	T610001216	367.1	$ -	$ -	$ -	$ -	$ -	$ -	$ -	$ -	$ 381,829	$ 381,829	$ 381,829
2089	T610001216	368.0	$ -	$ -	$ -	$ -	$ -	$ -	$ -	$ -	$ 54,547	$ 54,547	$ 54,547
2090	T610001216	369.0	$ -	$ -	$ -	$ -	$ -	$ -	$ -	$ -	$ 109,094	$ 109,094	$ 109,094
2091	T660001217	367.1	$ -	$ -	$ -	$ -	$ -	$ -	$ -	$ -	$ -	$ -	$ -
2092	T660001217	368.0	$ -	$ -	$ -	$ -	$ -	$ -	$ -	$ -	$ -	$ -	$ -
2093	T660001217	369.0	$ -	$ -	$ -	$ -	$ -	$ -	$ -	$ -	$ -	$ -	$ -
2094	T660001218	367.1	$ -	$ -	$ -	$ -	$ -	$ -	$ -	$ -	$ -	$ -	$ -
2095	T660001218	368.0	$ -	$ -	$ -	$ -	$ -	$ -	$ -	$ -	$ -	$ -	$ -
2096	T660001218	369.0	$ -	$ -	$ -	$ -	$ -	$ -	$ -	$ -	$ -	$ -	$ -
2097	T680001219	367.1	$ -	$ -	$ -	$ -	$ -	$ -	$ -	$ -	$ -	$ -	$ -
2098	T680001219	368.0	$ -	$ -	$ -	$ -	$ -	$ -	$ -	$ -	$ -	$ -	$ -
2099	T680001219	369.0	$ -	$ -	$ -	$ -	$ -	$ -	$ -	$ -	$ -	$ -	$ -
2100	601001220	376.1	$ -	$ -	$ -	$ -	$ -	$ -	$ -	$ -	$ -	$ -	$ -
2101	601001220	376.2	$ -	$ -	$ -	$ -	$ -	$ -	$ -	$ -	$ -	$ -	$ -
2102	601001220	376.4	$ -	$ -	$ -	$ -	$ -	$ -	$ -	$ -	$ -	$ -	$ -
2103	601001221	376.1	$ -	$ -	$ 7,884	$ 7,884	$ 7,884	$ 7,884	$ 7,884	$ 7,884	$ 7,884	$ 7,884	$ 7,884
2104	601001221	376.2	$ -	$ -	$ 6,132	$ 6,132	$ 6,132	$ 6,132	$ 6,132	$ 6,132	$ 6,132	$ 6,132	$ 6,132
2105	601001221	376.4	$ -	$ -	$ 3,504	$ 3,504	$ 3,504	$ 3,504	$ 3,504	$ 3,504	$ 3,504	$ 3,504	$ 3,504
2106	601001223	391.2	$ -	$ -	$ -	$ -	$ -	$ -	$ -	$ -	$ -	$ -	$ -
2107	601001223	397.0	$ -	$ -	$ -	$ -	$ -	$ -	$ -	$ -	$ -	$ -	$ -
2108	601001223	398.0	$ -	$ -	$ -	$ -	$ -	$ -	$ -	$ -	$ -	$ -	$ -
2109	601001224	391.2	$ -	$ -	$ -	$ -	$ -	$ -	$ -	$ -	$ -	$ -	$ -
2110	601001224	397.0	$ -	$ -	$ -	$ -	$ -	$ -	$ -	$ -	$ -	$ -	$ -

Sponsored by NMGC Witness Erik C. Buchanan

NEW MEXICO GAS COMPANY, INC.

Gross Balances
Base Period - 12 Months Ending March 31, 2023
Future Test Year - 12 Months Ending September 30, 2025

	A	B	N	O	P	Q	R	S	T	U	V	W	X	Y
1														
2			Balance	Balance	Balance	Balance	Balance	Balance	Balance	Balance	Balance	Balance	Balance	Balance
3	Investment Number / Beginning Balance	FERC Account	2/29/2024	3/31/2024	4/30/2024	5/31/2024	6/30/2024	7/31/2024	8/31/2024	9/30/2024	10/31/2024	11/30/2024	12/31/2024	1/31/2025
2062	610001208	380.0	$ -	$ -	$ -	$ -	$ -	$ -	$ -	$ -	$ -	$ -	$ -	$ -
2063	610001209	376.1	$ -	$ -	$ -	$ -	$ -	$ -	$ -	$ -	$ -	$ -	$ -	$ -
2064	610001209	376.2	$ -	$ -	$ -	$ -	$ -	$ -	$ -	$ -	$ -	$ -	$ -	$ -
2065	610001209	376.4	$ -	$ -	$ -	$ -	$ -	$ -	$ -	$ -	$ -	$ -	$ -	$ -
2066	610001209	380.0	$ -	$ -	$ -	$ -	$ -	$ -	$ -	$ -	$ -	$ -	$ -	$ -
2067	610001210	376.1	$ -	$ -	$ -	$ -	$ -	$ -	$ -	$ -	$ -	$ -	$ -	$ -
2068	610001210	376.2	$ -	$ -	$ -	$ -	$ -	$ -	$ -	$ -	$ -	$ -	$ -	$ -
2069	610001210	376.4	$ -	$ -	$ -	$ -	$ -	$ -	$ -	$ -	$ -	$ -	$ -	$ -
2070	610001210	380.0	$ -	$ -	$ -	$ -	$ -	$ -	$ -	$ -	$ -	$ -	$ -	$ -
2071	610001211	376.1	$ -	$ -	$ -	$ -	$ -	$ -	$ -	$ -	$ -	$ -	$ -	$ -
2072	610001211	376.2	$ -	$ -	$ -	$ -	$ -	$ -	$ -	$ -	$ -	$ -	$ -	$ -
2073	610001211	376.4	$ -	$ -	$ -	$ -	$ -	$ -	$ -	$ -	$ -	$ -	$ -	$ -
2074	610001211	380.0	$ -	$ -	$ -	$ -	$ -	$ -	$ -	$ -	$ -	$ -	$ -	$ -
2075	610001212	376.1	$ -	$ -	$ -	$ -	$ -	$ -	$ -	$ -	$ -	$ -	$ -	$ -
2076	610001212	376.2	$ -	$ -	$ -	$ -	$ -	$ -	$ -	$ -	$ -	$ -	$ -	$ -
2077	610001212	376.4	$ -	$ -	$ -	$ -	$ -	$ -	$ -	$ -	$ -	$ -	$ -	$ -
2078	610001212	380.0	$ -	$ -	$ -	$ -	$ -	$ -	$ -	$ -	$ -	$ -	$ -	$ -
2079	T610001213	367.1	$ -	$ -	$ -	$ -	$ -	$ -	$ -	$ -	$ -	$ -	$ -	$ -
2080	T610001213	368.0	$ -	$ -	$ -	$ -	$ -	$ -	$ -	$ -	$ -	$ -	$ -	$ -
2081	T610001213	369.0	$ -	$ -	$ -	$ -	$ -	$ -	$ -	$ -	$ -	$ -	$ -	$ -
2082	T624001214	367.1	$ -	$ -	$ -	$ -	$ -	$ -	$ -	$ -	$ -	$ -	$ -	$ -
2083	T624001214	368.0	$ -	$ -	$ -	$ -	$ -	$ -	$ -	$ -	$ -	$ -	$ -	$ -
2084	T624001214	369.0	$ -	$ -	$ -	$ -	$ -	$ -	$ -	$ -	$ -	$ -	$ -	$ -
2085	T624001215	367.1	$ -	$ -	$ -	$ -	$ -	$ -	$ -	$ -	$ -	$ -	$ -	$ -
2086	T624001215	368.0	$ -	$ -	$ -	$ -	$ -	$ -	$ -	$ -	$ -	$ -	$ -	$ -
2087	T624001215	369.0	$ -	$ -	$ -	$ -	$ -	$ -	$ -	$ -	$ -	$ -	$ -	$ -
2088	T610001216	367.1	$ 381,829	$ 381,829	$ 381,829	$ 381,829	$ 381,829	$ 381,829	$ 381,829	$ 381,829	$ 381,829	$ 381,829	$ 381,829	$ 381,829
2089	T610001216	368.0	$ 54,547	$ 54,547	$ 54,547	$ 54,547	$ 54,547	$ 54,547	$ 54,547	$ 54,547	$ 54,547	$ 54,547	$ 54,547	$ 54,547
2090	T610001216	369.0	$ 109,094	$ 109,094	$ 109,094	$ 109,094	$ 109,094	$ 109,094	$ 109,094	$ 109,094	$ 109,094	$ 109,094	$ 109,094	$ 109,094
2091	T660001217	367.1	$ -	$ -	$ -	$ -	$ -	$ -	$ -	$ -	$ -	$ -	$ -	$ -
2092	T660001217	368.0	$ -	$ -	$ -	$ -	$ -	$ -	$ -	$ -	$ -	$ -	$ -	$ -
2093	T660001217	369.0	$ -	$ -	$ -	$ -	$ -	$ -	$ -	$ -	$ -	$ -	$ -	$ -
2094	T660001218	367.1	$ -	$ -	$ -	$ -	$ -	$ -	$ -	$ -	$ -	$ -	$ -	$ -
2095	T660001218	368.0	$ -	$ -	$ -	$ -	$ -	$ -	$ -	$ -	$ -	$ -	$ -	$ -
2096	T660001218	369.0	$ -	$ -	$ -	$ -	$ -	$ -	$ -	$ -	$ -	$ -	$ -	$ -
2097	T680001219	367.1	$ -	$ -	$ -	$ -	$ -	$ -	$ -	$ -	$ -	$ -	$ 1,356,907	$ 1,356,907
2098	T680001219	368.0	$ -	$ -	$ -	$ -	$ -	$ -	$ -	$ -	$ -	$ -	$ 193,844	$ 193,844
2099	T680001219	369.0	$ -	$ -	$ -	$ -	$ -	$ -	$ -	$ -	$ -	$ -	$ 387,688	$ 387,688
2100	601001220	376.1	$ -	$ -	$ -	$ -	$ -	$ -	$ -	$ -	$ -	$ -	$ -	$ -
2101	601001220	376.2	$ -	$ -	$ -	$ -	$ -	$ -	$ -	$ -	$ -	$ -	$ -	$ -
2102	601001220	376.4	$ -	$ -	$ -	$ -	$ -	$ -	$ -	$ -	$ -	$ -	$ -	$ -
2103	601001221	376.1	$ 7,884	$ 7,884	$ 7,884	$ 7,884	$ 7,884	$ 7,884	$ 7,884	$ 7,884	$ 7,884	$ 7,884	$ 7,884	$ 7,884
2104	601001221	376.2	$ 6,132	$ 6,132	$ 6,132	$ 6,132	$ 6,132	$ 6,132	$ 6,132	$ 6,132	$ 6,132	$ 6,132	$ 6,132	$ 6,132
2105	601001221	376.4	$ 3,504	$ 3,504	$ 3,504	$ 3,504	$ 3,504	$ 3,504	$ 3,504	$ 3,504	$ 3,504	$ 3,504	$ 3,504	$ 3,504
2106	601001223	391.2	$ -	$ -	$ -	$ -	$ -	$ -	$ -	$ -	$ -	$ -	$ -	$ -
2107	601001223	397.0	$ -	$ -	$ -	$ -	$ -	$ -	$ -	$ -	$ -	$ -	$ -	$ -
2108	601001223	398.0	$ -	$ -	$ -	$ -	$ -	$ -	$ -	$ -	$ -	$ -	$ -	$ -
2109	601001224	391.2	$ -	$ -	$ -	$ -	$ -	$ -	$ -	$ -	$ -	$ -	$ -	$ -
2110	601001224	397.0	$ -	$ -	$ -	$ -	$ -	$ -	$ -	$ -	$ -	$ -	$ -	$ -

Sponsored by NMGC Witness Erik C. Buchanan

NEW MEXICO GAS COMPANY, INC.

Gross Balances
Base Period - 12 Months Ending March 31, 2023
Future Test Year - 12 Months Ending September 30, 2025

	A	B	Z	AA	AB	AC	AD	AE	AF	AG
1										
2			Balance	Balance	Balance	Balance	Balance	Balance	Balance	Balance
3	Investment Number / Beginning Balance	FERC Account	2/28/2025	3/31/2025	4/30/2025	5/31/2025	6/30/2025	7/31/2025	8/31/2025	9/30/2025
2062	610001208	380.0	$ -	$ -	$ -	$ -	$ -	$ -	$ -	$ -
2063	610001209	376.1	$ -	$ -	$ -	$ -	$ -	$ -	$ -	$ -
2064	610001209	376.2	$ -	$ -	$ -	$ -	$ -	$ -	$ -	$ -
2065	610001209	376.4	$ -	$ -	$ -	$ -	$ -	$ -	$ -	$ -
2066	610001209	380.0	$ -	$ -	$ -	$ -	$ -	$ -	$ -	$ -
2067	610001210	376.1	$ -	$ -	$ -	$ -	$ -	$ -	$ -	$ -
2068	610001210	376.2	$ -	$ -	$ -	$ -	$ -	$ -	$ -	$ -
2069	610001210	376.4	$ -	$ -	$ -	$ -	$ -	$ -	$ -	$ -
2070	610001210	380.0	$ -	$ -	$ -	$ -	$ -	$ -	$ -	$ -
2071	610001211	376.1	$ -	$ -	$ -	$ -	$ -	$ -	$ -	$ -
2072	610001211	376.2	$ -	$ -	$ -	$ -	$ -	$ -	$ -	$ -
2073	610001211	376.4	$ -	$ -	$ -	$ -	$ -	$ -	$ -	$ -
2074	610001211	380.0	$ -	$ -	$ -	$ -	$ -	$ -	$ -	$ -
2075	610001212	376.1	$ -	$ -	$ -	$ -	$ -	$ -	$ -	$ -
2076	610001212	376.2	$ -	$ -	$ -	$ -	$ -	$ -	$ -	$ -
2077	610001212	376.4	$ -	$ -	$ -	$ -	$ -	$ -	$ -	$ -
2078	610001212	380.0	$ -	$ -	$ -	$ -	$ -	$ -	$ -	$ -
2079	T610001213	367.1	$ -	$ -	$ -	$ -	$ -	$ -	$ -	$ -
2080	T610001213	368.0	$ -	$ -	$ -	$ -	$ -	$ -	$ -	$ -
2081	T610001213	369.0	$ -	$ -	$ -	$ -	$ -	$ -	$ -	$ -
2082	T624001214	367.1	$ -	$ -	$ -	$ -	$ -	$ -	$ -	$ -
2083	T624001214	368.0	$ -	$ -	$ -	$ -	$ -	$ -	$ -	$ -
2084	T624001214	369.0	$ -	$ -	$ -	$ -	$ -	$ -	$ -	$ -
2085	T624001215	367.1	$ -	$ -	$ -	$ -	$ -	$ -	$ -	$ -
2086	T624001215	368.0	$ -	$ -	$ -	$ -	$ -	$ -	$ -	$ -
2087	T624001215	369.0	$ -	$ -	$ -	$ -	$ -	$ -	$ -	$ -
2088	T610001216	367.1	$ 381,829	$ 381,829	$ 381,829	$ 381,829	$ 381,829	$ 381,829	$ 381,829	$ 381,829
2089	T610001216	368.0	$ 54,547	$ 54,547	$ 54,547	$ 54,547	$ 54,547	$ 54,547	$ 54,547	$ 54,547
2090	T610001216	369.0	$ 109,094	$ 109,094	$ 109,094	$ 109,094	$ 109,094	$ 109,094	$ 109,094	$ 109,094
2091	T660001217	367.1	$ -	$ -	$ -	$ -	$ -	$ -	$ -	$ -
2092	T660001217	368.0	$ -	$ -	$ -	$ -	$ -	$ -	$ -	$ -
2093	T660001217	369.0	$ -	$ -	$ -	$ -	$ -	$ -	$ -	$ -
2094	T660001218	367.1	$ -	$ -	$ -	$ -	$ -	$ -	$ -	$ -
2095	T660001218	368.0	$ -	$ -	$ -	$ -	$ -	$ -	$ -	$ -
2096	T660001218	369.0	$ -	$ -	$ -	$ -	$ -	$ -	$ -	$ -
2097	T680001219	367.1	$ 1,356,907	$ 1,356,907	$ 1,356,907	$ 1,356,907	$ 1,356,907	$ 1,356,907	$ 1,356,907	$ 1,356,907
2098	T680001219	368.0	$ 193,844	$ 193,844	$ 193,844	$ 193,844	$ 193,844	$ 193,844	$ 193,844	$ 193,844
2099	T680001219	369.0	$ 387,688	$ 387,688	$ 387,688	$ 387,688	$ 387,688	$ 387,688	$ 387,688	$ 387,688
2100	601001220	376.1	$ -	$ -	$ -	$ -	$ -	$ -	$ -	$ -
2101	601001220	376.2	$ -	$ -	$ -	$ -	$ -	$ -	$ -	$ -
2102	601001220	376.4	$ -	$ -	$ -	$ -	$ -	$ -	$ -	$ -
2103	601001221	376.1	$ 7,884	$ 7,884	$ 7,884	$ 7,884	$ 7,884	$ 7,884	$ 7,884	$ 7,884
2104	601001221	376.2	$ 6,132	$ 6,132	$ 6,132	$ 6,132	$ 6,132	$ 6,132	$ 6,132	$ 6,132
2105	601001221	376.4	$ 3,504	$ 3,504	$ 3,504	$ 3,504	$ 3,504	$ 3,504	$ 3,504	$ 3,504
2106	601001223	391.2	$ -	$ -	$ -	$ -	$ -	$ -	$ -	$ -
2107	601001223	397.0	$ -	$ -	$ -	$ -	$ -	$ -	$ -	$ -
2108	601001223	398.0	$ -	$ -	$ -	$ -	$ -	$ -	$ -	$ -
2109	601001224	391.2	$ -	$ -	$ -	$ -	$ -	$ -	$ -	$ -
2110	601001224	397.0	$ -	$ -	$ -	$ -	$ -	$ -	$ -	$ -

Sponsored by NMGC Witness Erik C. Buchanan

NEW MEXICO GAS COMPANY, INC.

Gross Balances
Base Period - 12 Months Ending March 31, 2023
Future Test Year - 12 Months Ending September 30, 2025

	A	B	C	D	E	F	G	H	I	J	K	L	M
1			Adjusted Base Period										
2			Balance	Balance	Balance	Balance	Balance	Balance	Balance	Balance	Balance	Balance	Balance
3	Investment Number / Beginning Balance	FERC Account	3/31/2023	4/30/2023	5/31/2023	6/30/2023	7/31/2023	8/31/2023	9/30/2023	10/31/2023	11/30/2023	12/31/2023	1/31/2024
2111	601001224	398.0	$ -	$ -	$ -	$ -	$ -	$ -	$ -	$ -	$ -	$ -	$ -
2112	601001225	391.2	$ -	$ -	$ -	$ -	$ -	$ -	$ -	$ -	$ -	$ -	$ -
2113	601001225	397.0	$ -	$ -	$ -	$ -	$ -	$ -	$ -	$ -	$ -	$ -	$ -
2114	601001225	398.0	$ -	$ -	$ -	$ -	$ -	$ -	$ -	$ -	$ -	$ -	$ -
2115	601001226	391.2	$ -	$ -	$ -	$ -	$ -	$ -	$ -	$ -	$ -	$ -	$ -
2116	601001226	397.0	$ -	$ -	$ -	$ -	$ -	$ -	$ -	$ -	$ -	$ -	$ -
2117	601001226	398.0	$ -	$ -	$ -	$ -	$ -	$ -	$ -	$ -	$ -	$ -	$ -
2118	601001227	391.2	$ -	$ -	$ -	$ -	$ -	$ -	$ -	$ -	$ -	$ -	$ -
2119	601001227	397.0	$ -	$ -	$ -	$ -	$ -	$ -	$ -	$ -	$ -	$ -	$ -
2120	601001227	398.0	$ -	$ -	$ -	$ -	$ -	$ -	$ -	$ -	$ -	$ -	$ -
2121	601001228	391.2	$ -	$ -	$ -	$ -	$ -	$ -	$ -	$ -	$ -	$ -	$ -
2122	601001228	397.0	$ -	$ -	$ -	$ -	$ -	$ -	$ -	$ -	$ -	$ -	$ -
2123	601001228	398.0	$ -	$ -	$ -	$ -	$ -	$ -	$ -	$ -	$ -	$ -	$ -
2124	601001229	391.2	$ -	$ -	$ -	$ -	$ -	$ -	$ -	$ -	$ -	$ -	$ -
2125	601001229	397.0	$ -	$ -	$ -	$ -	$ -	$ -	$ -	$ -	$ -	$ -	$ -
2126	601001229	398.0	$ -	$ -	$ -	$ -	$ -	$ -	$ -	$ -	$ -	$ -	$ -
2127	622001231	376.1	$ -	$ -	$ -	$ -	$ -	$ -	$ -	$ -	$ -	$ -	$ -
2128	622001231	376.2	$ -	$ -	$ -	$ -	$ -	$ -	$ -	$ -	$ -	$ -	$ -
2129	622001231	376.4	$ -	$ -	$ -	$ -	$ -	$ -	$ -	$ -	$ -	$ -	$ -
2130	622001231	380.0	$ -	$ -	$ -	$ -	$ -	$ -	$ -	$ -	$ -	$ -	$ -
2131	605001232	376.1	$ -	$ -	$ -	$ -	$ -	$ -	$ -	$ -	$ -	$ -	$ -
2132	605001232	376.2	$ -	$ -	$ -	$ -	$ -	$ -	$ -	$ -	$ -	$ -	$ -
2133	605001232	376.4	$ -	$ -	$ -	$ -	$ -	$ -	$ -	$ -	$ -	$ -	$ -
2134	605001232	380.0	$ -	$ -	$ -	$ -	$ -	$ -	$ -	$ -	$ -	$ -	$ -
2135	622001233	376.1	$ -	$ -	$ -	$ -	$ -	$ -	$ -	$ -	$ -	$ -	$ -
2136	622001233	376.2	$ -	$ -	$ -	$ -	$ -	$ -	$ -	$ -	$ -	$ -	$ -
2137	622001233	376.4	$ -	$ -	$ -	$ -	$ -	$ -	$ -	$ -	$ -	$ -	$ -
2138	622001233	380.0	$ -	$ -	$ -	$ -	$ -	$ -	$ -	$ -	$ -	$ -	$ -
2139	633001234	376.1	$ -	$ -	$ -	$ -	$ -	$ -	$ -	$ -	$ -	$ -	$ -
2140	633001234	376.2	$ -	$ -	$ -	$ -	$ -	$ -	$ -	$ -	$ -	$ -	$ -
2141	633001234	376.4	$ -	$ -	$ -	$ -	$ -	$ -	$ -	$ -	$ -	$ -	$ -
2142	633001234	380.0	$ -	$ -	$ -	$ -	$ -	$ -	$ -	$ -	$ -	$ -	$ -
2143	T626001235	367.1	$ -	$ -	$ -	$ -	$ -	$ -	$ -	$ -	$ -	$ -	$ -
2144	T626001235	368.0	$ -	$ -	$ -	$ -	$ -	$ -	$ -	$ -	$ -	$ -	$ -
2145	T626001235	369.0	$ -	$ -	$ -	$ -	$ -	$ -	$ -	$ -	$ -	$ -	$ -
2146	601001236	303.3	$ -	$ -	$ -	$ -	$ -	$ -	$ -	$ -	$ -	$ -	$ -
2147	601001237	303.3	$ -	$ -	$ -	$ -	$ -	$ -	$ -	$ -	$ -	$ -	$ -
2148	601001238	390.0	$ -	$ -	$ -	$ -	$ -	$ -	$ -	$ -	$ -	$ -	$ -
2149	610001239	390.0	$ -	$ -	$ -	$ -	$ -	$ -	$ -	$ -	$ -	$ -	$ -
2150	601001240	390.0	$ -	$ -	$ -	$ -	$ -	$ -	$ -	$ -	$ -	$ 1,070,215	$ 1,070,215
2151	601001241	390.0	$ -	$ -	$ -	$ -	$ -	$ -	$ -	$ -	$ -	$ 1,222,819	$ 1,222,819
2152	610001242	390.0	$ -	$ -	$ -	$ -	$ -	$ -	$ -	$ -	$ -	$ -	$ -
2153	601001243	391.2	$ -	$ -	$ -	$ -	$ -	$ -	$ -	$ -	$ -	$ -	$ -
2154	601001243	397.0	$ -	$ -	$ -	$ -	$ -	$ -	$ -	$ -	$ -	$ -	$ -
2155	601001243	398.0	$ -	$ -	$ -	$ -	$ -	$ -	$ -	$ -	$ -	$ -	$ -
2156	601001244	391.2	$ -	$ -	$ -	$ -	$ -	$ -	$ -	$ -	$ -	$ -	$ -
2157	601001244	397.0	$ -	$ -	$ -	$ -	$ -	$ -	$ -	$ -	$ -	$ -	$ -
2158	601001244	398.0	$ -	$ -	$ -	$ -	$ -	$ -	$ -	$ -	$ -	$ -	$ -
2159	601001245	391.2	$ -	$ -	$ -	$ -	$ -	$ -	$ -	$ -	$ -	$ -	$ -

Sponsored by NMGC Witness Erik C. Buchanan

WP Plant 3 Gross Balances

NEW MEXICO GAS COMPANY, INC.

Gross Balances
Base Period - 12 Months Ending March 31, 2023
Future Test Year - 12 Months Ending September 30, 2025

	A	B	N	O	P	Q	R	S	T	U	V	W	X	Y
1														
2			Balance	Balance	Balance	Balance	Balance	Balance	Balance	Balance	Balance	Balance	Balance	Balance
3	Investment Number / Beginning Balance	FERC Account	2/29/2024	3/31/2024	4/30/2024	5/31/2024	6/30/2024	7/31/2024	8/31/2024	9/30/2024	10/31/2024	11/30/2024	12/31/2024	1/31/2025
2111	601001224	398.0	$ -	$ -	$ -	$ -	$ -	$ -	$ -	$ -	$ -	$ -	$ -	$ -
2112	601001225	391.2	$ -	$ -	$ -	$ -	$ -	$ -	$ -	$ -	$ -	$ -	$ -	$ -
2113	601001225	397.0	$ -	$ -	$ -	$ -	$ -	$ -	$ -	$ -	$ -	$ -	$ -	$ -
2114	601001225	398.0	$ -	$ -	$ -	$ -	$ -	$ -	$ -	$ -	$ -	$ -	$ -	$ -
2115	601001226	391.2	$ -	$ -	$ -	$ -	$ -	$ -	$ -	$ -	$ -	$ -	$ -	$ -
2116	601001226	397.0	$ -	$ -	$ -	$ -	$ -	$ -	$ -	$ -	$ -	$ -	$ -	$ -
2117	601001226	398.0	$ -	$ -	$ -	$ -	$ -	$ -	$ -	$ -	$ -	$ -	$ -	$ -
2118	601001227	391.2	$ -	$ -	$ -	$ -	$ -	$ -	$ -	$ -	$ -	$ -	$ -	$ -
2119	601001227	397.0	$ -	$ -	$ -	$ -	$ -	$ -	$ -	$ -	$ -	$ -	$ -	$ -
2120	601001227	398.0	$ -	$ -	$ -	$ -	$ -	$ -	$ -	$ -	$ -	$ -	$ -	$ -
2121	601001228	391.2	$ -	$ -	$ -	$ -	$ -	$ -	$ -	$ -	$ -	$ -	$ -	$ -
2122	601001228	397.0	$ -	$ -	$ -	$ -	$ -	$ -	$ -	$ -	$ -	$ -	$ -	$ -
2123	601001228	398.0	$ -	$ -	$ -	$ -	$ -	$ -	$ -	$ -	$ -	$ -	$ -	$ -
2124	601001229	391.2	$ -	$ -	$ -	$ -	$ -	$ -	$ -	$ -	$ -	$ -	$ -	$ -
2125	601001229	397.0	$ -	$ -	$ -	$ -	$ -	$ -	$ -	$ -	$ -	$ -	$ -	$ -
2126	601001229	398.0	$ -	$ -	$ -	$ -	$ -	$ -	$ -	$ -	$ -	$ -	$ -	$ -
2127	622001231	376.1	$ -	$ -	$ -	$ -	$ -	$ -	$ -	$ -	$ -	$ -	$ -	$ -
2128	622001231	376.2	$ -	$ -	$ -	$ -	$ -	$ -	$ -	$ -	$ -	$ -	$ -	$ -
2129	622001231	376.4	$ -	$ -	$ -	$ -	$ -	$ -	$ -	$ -	$ -	$ -	$ -	$ -
2130	622001231	380.0	$ -	$ -	$ -	$ -	$ -	$ -	$ -	$ -	$ -	$ -	$ -	$ -
2131	605001232	376.1	$ -	$ -	$ -	$ -	$ -	$ -	$ -	$ -	$ -	$ -	$ -	$ -
2132	605001232	376.2	$ -	$ -	$ -	$ -	$ -	$ -	$ -	$ -	$ -	$ -	$ -	$ -
2133	605001232	376.4	$ -	$ -	$ -	$ -	$ -	$ -	$ -	$ -	$ -	$ -	$ -	$ -
2134	605001232	380.0	$ -	$ -	$ -	$ -	$ -	$ -	$ -	$ -	$ -	$ -	$ -	$ -
2135	622001233	376.1	$ -	$ -	$ -	$ -	$ -	$ -	$ -	$ -	$ -	$ -	$ -	$ -
2136	622001233	376.2	$ -	$ -	$ -	$ -	$ -	$ -	$ -	$ -	$ -	$ -	$ -	$ -
2137	622001233	376.4	$ -	$ -	$ -	$ -	$ -	$ -	$ -	$ -	$ -	$ -	$ -	$ -
2138	622001233	380.0	$ -	$ -	$ -	$ -	$ -	$ -	$ -	$ -	$ -	$ -	$ -	$ -
2139	633001234	376.1	$ -	$ -	$ -	$ -	$ -	$ -	$ -	$ -	$ -	$ -	$ -	$ -
2140	633001234	376.2	$ -	$ -	$ -	$ -	$ -	$ -	$ -	$ -	$ -	$ -	$ -	$ -
2141	633001234	376.4	$ -	$ -	$ -	$ -	$ -	$ -	$ -	$ -	$ -	$ -	$ -	$ -
2142	633001234	380.0	$ -	$ -	$ -	$ -	$ -	$ -	$ -	$ -	$ -	$ -	$ -	$ -
2143	T626001235	367.1	$ -	$ -	$ -	$ -	$ -	$ -	$ -	$ -	$ -	$ -	$ -	$ -
2144	T626001235	368.0	$ -	$ -	$ -	$ -	$ -	$ -	$ -	$ -	$ -	$ -	$ -	$ -
2145	T626001235	369.0	$ -	$ -	$ -	$ -	$ -	$ -	$ -	$ -	$ -	$ -	$ -	$ -
2146	601001236	303.3	$ -	$ -	$ -	$ -	$ -	$ -	$ -	$ -	$ -	$ -	$ -	$ -
2147	601001237	303.3	$ -	$ -	$ -	$ -	$ -	$ -	$ -	$ -	$ -	$ -	$ -	$ -
2148	601001238	390.0	$ -	$ -	$ -	$ -	$ -	$ -	$ -	$ -	$ -	$ -	$ -	$ -
2149	610001239	390.0	$ -	$ -	$ -	$ -	$ -	$ -	$ -	$ -	$ -	$ -	$ -	$ -
2150	601001240	390.0	$ 1,070,215	$ 1,070,215	$ 1,070,215	$ 1,070,215	$ 1,070,215	$ 1,070,215	$ 1,070,215	$ 1,070,215	$ 1,070,215	$ 1,070,215	$ 1,922,307	$ 1,922,307
2151	601001241	390.0	$ 1,222,819	$ 1,222,819	$ 1,222,819	$ 1,222,819	$ 1,222,819	$ 1,222,819	$ 1,222,819	$ 1,222,819	$ 1,222,819	$ 1,222,819	$ 2,293,067	$ 2,293,067
2152	610001242	390.0	$ -	$ -	$ -	$ -	$ -	$ -	$ -	$ -	$ -	$ -	$ -	$ -
2153	601001243	391.2	$ -	$ -	$ -	$ -	$ -	$ -	$ -	$ -	$ -	$ -	$ -	$ -
2154	601001243	397.0	$ -	$ -	$ -	$ -	$ -	$ -	$ -	$ -	$ -	$ -	$ -	$ -
2155	601001243	398.0	$ -	$ -	$ -	$ -	$ -	$ -	$ -	$ -	$ -	$ -	$ -	$ -
2156	601001244	391.2	$ -	$ -	$ -	$ -	$ -	$ -	$ -	$ -	$ -	$ -	$ -	$ -
2157	601001244	397.0	$ -	$ -	$ -	$ -	$ -	$ -	$ -	$ -	$ -	$ -	$ -	$ -
2158	601001244	398.0	$ -	$ -	$ -	$ -	$ -	$ -	$ -	$ -	$ -	$ -	$ -	$ -
2159	601001245	391.2	$ -	$ -	$ -	$ -	$ -	$ -	$ -	$ -	$ -	$ -	$ -	$ -

Sponsored by NMGC Witness Erik C. Buchanan

NEW MEXICO GAS COMPANY, INC.

Gross Balances
Base Period - 12 Months Ending March 31, 2023
Future Test Year - 12 Months Ending September 30, 2025

	A	B	Z	AA	AB	AC	AD	AE	AF	AG
1										
2			Balance	Balance	Balance	Balance	Balance	Balance	Balance	Balance
3	Investment Number / Beginning Balance	FERC Account	2/28/2025	3/31/2025	4/30/2025	5/31/2025	6/30/2025	7/31/2025	8/31/2025	9/30/2025
2111	601001224	398.0	$ -	$ -	$ -	$ -	$ -	$ -	$ -	$ -
2112	601001225	391.2	$ -	$ -	$ -	$ -	$ -	$ -	$ -	$ -
2113	601001225	397.0	$ -	$ -	$ -	$ -	$ -	$ -	$ -	$ -
2114	601001225	398.0	$ -	$ -	$ -	$ -	$ -	$ -	$ -	$ -
2115	601001226	391.2	$ -	$ -	$ -	$ -	$ -	$ -	$ -	$ -
2116	601001226	397.0	$ -	$ -	$ -	$ -	$ -	$ -	$ -	$ -
2117	601001226	398.0	$ -	$ -	$ -	$ -	$ -	$ -	$ -	$ -
2118	601001227	391.2	$ -	$ -	$ -	$ -	$ -	$ -	$ -	$ -
2119	601001227	397.0	$ -	$ -	$ -	$ -	$ -	$ -	$ -	$ -
2120	601001227	398.0	$ -	$ -	$ -	$ -	$ -	$ -	$ -	$ -
2121	601001228	391.2	$ -	$ -	$ -	$ -	$ -	$ -	$ -	$ -
2122	601001228	397.0	$ -	$ -	$ -	$ -	$ -	$ -	$ -	$ -
2123	601001228	398.0	$ -	$ -	$ -	$ -	$ -	$ -	$ -	$ -
2124	601001229	391.2	$ -	$ -	$ -	$ -	$ -	$ -	$ -	$ -
2125	601001229	397.0	$ -	$ -	$ -	$ -	$ -	$ -	$ -	$ -
2126	601001229	398.0	$ -	$ -	$ -	$ -	$ -	$ -	$ -	$ -
2127	622001231	376.1	$ -	$ -	$ -	$ -	$ -	$ -	$ -	$ -
2128	622001231	376.2	$ -	$ -	$ -	$ -	$ -	$ -	$ -	$ -
2129	622001231	376.4	$ -	$ -	$ -	$ -	$ -	$ -	$ -	$ -
2130	622001231	380.0	$ -	$ -	$ -	$ -	$ -	$ -	$ -	$ -
2131	605001232	376.1	$ -	$ -	$ -	$ -	$ -	$ -	$ -	$ -
2132	605001232	376.2	$ -	$ -	$ -	$ -	$ -	$ -	$ -	$ -
2133	605001232	376.4	$ -	$ -	$ -	$ -	$ -	$ -	$ -	$ -
2134	605001232	380.0	$ -	$ -	$ -	$ -	$ -	$ -	$ -	$ -
2135	622001233	376.1	$ -	$ -	$ -	$ -	$ -	$ -	$ -	$ 36,148
2136	622001233	376.2	$ -	$ -	$ -	$ -	$ -	$ -	$ -	$ 253,034
2137	622001233	376.4	$ -	$ -	$ -	$ -	$ -	$ -	$ -	$ 18,074
2138	622001233	380.0	$ -	$ -	$ -	$ -	$ -	$ -	$ -	$ 54,221
2139	633001234	376.1	$ -	$ -	$ -	$ -	$ -	$ -	$ -	$ -
2140	633001234	376.2	$ -	$ -	$ -	$ -	$ -	$ -	$ -	$ -
2141	633001234	376.4	$ -	$ -	$ -	$ -	$ -	$ -	$ -	$ -
2142	633001234	380.0	$ -	$ -	$ -	$ -	$ -	$ -	$ -	$ -
2143	T626001235	367.1	$ -	$ -	$ -	$ -	$ -	$ -	$ -	$ -
2144	T626001235	368.0	$ -	$ -	$ -	$ -	$ -	$ -	$ -	$ -
2145	T626001235	369.0	$ -	$ -	$ -	$ -	$ -	$ -	$ -	$ -
2146	601001236	303.3	$ -	$ -	$ -	$ -	$ -	$ -	$ -	$ -
2147	601001237	303.3	$ -	$ -	$ -	$ -	$ -	$ -	$ -	$ -
2148	601001238	390.0	$ -	$ -	$ -	$ -	$ -	$ -	$ -	$ -
2149	610001239	390.0	$ -	$ -	$ -	$ -	$ -	$ -	$ -	$ -
2150	601001240	390.0	$ 1,922,307	$ 1,922,307	$ 1,922,307	$ 1,922,307	$ 1,922,307	$ 1,922,307	$ 1,922,307	$ 1,922,307
2151	601001241	390.0	$ 2,293,067	$ 2,293,067	$ 2,293,067	$ 2,293,067	$ 2,293,067	$ 2,293,067	$ 2,293,067	$ 2,293,067
2152	610001242	390.0	$ -	$ -	$ -	$ -	$ -	$ -	$ -	$ -
2153	601001243	391.2	$ -	$ -	$ -	$ -	$ -	$ -	$ -	$ -
2154	601001243	397.0	$ -	$ -	$ -	$ -	$ -	$ -	$ -	$ -
2155	601001243	398.0	$ -	$ -	$ -	$ -	$ -	$ -	$ -	$ -
2156	601001244	391.2	$ -	$ -	$ -	$ -	$ -	$ -	$ -	$ -
2157	601001244	397.0	$ -	$ -	$ -	$ -	$ -	$ -	$ -	$ -
2158	601001244	398.0	$ -	$ -	$ -	$ -	$ -	$ -	$ -	$ -
2159	601001245	391.2	$ -	$ -	$ -	$ -	$ -	$ -	$ -	$ -

Sponsored by NMGC Witness Erik C. Buchanan

WP Plant 3 Gross Balances

NEW MEXICO GAS COMPANY, INC.

Gross Balances
Base Period - 12 Months Ending March 31, 2023
Future Test Year - 12 Months Ending September 30, 2025

	A	B	C	D	E	F	G	H	I	J	K	L	M
1			Adjusted Base Period										
2			Balance	Balance	Balance	Balance	Balance	Balance	Balance	Balance	Balance	Balance	Balance
3	Investment Number / Beginning Balance	FERC Account	3/31/2023	4/30/2023	5/31/2023	6/30/2023	7/31/2023	8/31/2023	9/30/2023	10/31/2023	11/30/2023	12/31/2023	1/31/2024
2160	601001245	397.0	$ -	$ -	$ -	$ -	$ -	$ -	$ -	$ -	$ -	$ -	$ -
2161	601001245	398.0	$ -	$ -	$ -	$ -	$ -	$ -	$ -	$ -	$ -	$ -	$ -
2162	601001246	391.2	$ -	$ -	$ -	$ -	$ -	$ -	$ -	$ -	$ -	$ -	$ -
2163	601001246	397.0	$ -	$ -	$ -	$ -	$ -	$ -	$ -	$ -	$ -	$ -	$ -
2164	601001246	398.0	$ -	$ -	$ -	$ -	$ -	$ -	$ -	$ -	$ -	$ -	$ -
2165	T610001247	367.1	$ -	$ -	$ -	$ -	$ -	$ -	$ -	$ -	$ -	$ -	$ -
2166	629001248	376.1	$ -	$ -	$ -	$ -	$ -	$ -	$ -	$ -	$ -	$ -	$ -
2167	629001248	376.2	$ -	$ -	$ -	$ -	$ -	$ -	$ -	$ -	$ -	$ -	$ -
2168	629001248	376.4	$ -	$ -	$ -	$ -	$ -	$ -	$ -	$ -	$ -	$ -	$ -
2169	629001248	380.0	$ -	$ -	$ -	$ -	$ -	$ -	$ -	$ -	$ -	$ -	$ -
2170	605001249	376.1	$ -	$ -	$ -	$ -	$ -	$ -	$ -	$ -	$ -	$ -	$ -
2171	605001249	376.2	$ -	$ -	$ -	$ -	$ -	$ -	$ -	$ -	$ -	$ -	$ -
2172	605001249	376.4	$ -	$ -	$ -	$ -	$ -	$ -	$ -	$ -	$ -	$ -	$ -
2173	605001249	380.0	$ -	$ -	$ -	$ -	$ -	$ -	$ -	$ -	$ -	$ -	$ -
2174	T660001250	367.1	$ -	$ -	$ -	$ -	$ -	$ -	$ -	$ -	$ -	$ -	$ -
2175	T660001250	368.0	$ -	$ -	$ -	$ -	$ -	$ -	$ -	$ -	$ -	$ -	$ -
2176	T660001250	369.0	$ -	$ -	$ -	$ -	$ -	$ -	$ -	$ -	$ -	$ -	$ -
2177	T624001251	367.1	$ -	$ -	$ -	$ -	$ -	$ -	$ -	$ -	$ -	$ -	$ -
2178	T624001251	368.0	$ -	$ -	$ -	$ -	$ -	$ -	$ -	$ -	$ -	$ -	$ -
2179	T624001251	369.0	$ -	$ -	$ -	$ -	$ -	$ -	$ -	$ -	$ -	$ -	$ -
2180	685001252	376.1	$ -	$ -	$ -	$ -	$ -	$ -	$ -	$ -	$ -	$ -	$ -
2181	685001252	376.2	$ -	$ -	$ -	$ -	$ -	$ -	$ -	$ -	$ -	$ -	$ -
2182	685001252	376.4	$ -	$ -	$ -	$ -	$ -	$ -	$ -	$ -	$ -	$ -	$ -
2183	680001253	376.1	$ -	$ -	$ -	$ -	$ -	$ -	$ -	$ -	$ -	$ 1,484,175	$ 1,484,175
2184	680001253	376.2	$ -	$ -	$ -	$ -	$ -	$ -	$ -	$ -	$ -	$ 1,154,358	$ 1,154,358
2185	680001253	376.4	$ -	$ -	$ -	$ -	$ -	$ -	$ -	$ -	$ -	$ 659,633	$ 659,633
2186	632001254	376.1	$ -	$ -	$ -	$ -	$ -	$ -	$ -	$ -	$ -	$ -	$ -
2187	632001254	376.2	$ -	$ -	$ -	$ -	$ -	$ -	$ -	$ -	$ -	$ -	$ -
2188	632001254	376.4	$ -	$ -	$ -	$ -	$ -	$ -	$ -	$ -	$ -	$ -	$ -
2189	632001254	380.0	$ -	$ -	$ -	$ -	$ -	$ -	$ -	$ -	$ -	$ -	$ -
2190	601001255	303.3	$ -	$ -	$ -	$ -	$ -	$ -	$ -	$ -	$ -	$ -	$ -
2191	T624001256	367.1	$ -	$ -	$ -	$ -	$ -	$ -	$ -	$ -	$ -	$ -	$ -
2192	T624001256	368.0	$ -	$ -	$ -	$ -	$ -	$ -	$ -	$ -	$ -	$ -	$ -
2193	T624001256	369.0	$ -	$ -	$ -	$ -	$ -	$ -	$ -	$ -	$ -	$ -	$ -
2194	601001257	376.2	$ -	$ -	$ -	$ -	$ -	$ -	$ -	$ -	$ -	$ -	$ -
2195	601001258	390.0	$ -	$ -	$ -	$ -	$ -	$ -	$ -	$ -	$ -	$ -	$ -
2196	601001259	394.0	$ -	$ -	$ -	$ -	$ -	$ -	$ -	$ -	$ -	$ -	$ -
2197	601001260	376.1	$ -	$ -	$ 72,541	$ 72,541	$ 72,541	$ 72,541	$ 72,541	$ 72,541	$ 72,541	$ 72,541	$ 72,541
2198	601001260	376.2	$ -	$ -	$ 77,849	$ 77,849	$ 77,849	$ 77,849	$ 77,849	$ 77,849	$ 77,849	$ 77,849	$ 77,849
2199	601001260	376.4	$ -	$ -	$ 17,693	$ 17,693	$ 17,693	$ 17,693	$ 17,693	$ 17,693	$ 17,693	$ 17,693	$ 17,693
2200	601001260	380.0	$ -	$ -	$ 8,846	$ 8,846	$ 8,846	$ 8,846	$ 8,846	$ 8,846	$ 8,846	$ 8,846	$ 8,846
2201	601001261	381.0	$ -	$ -	$ -	$ -	$ -	$ -	$ -	$ -	$ -	$ -	$ -
2202	601001261	381.1	$ -	$ -	$ -	$ -	$ -	$ -	$ -	$ -	$ -	$ -	$ -
2203	620001262	381.0	$ -	$ -	$ -	$ -	$ -	$ -	$ -	$ -	$ -	$ -	$ -
2204	620001262	381.1	$ -	$ -	$ -	$ -	$ -	$ -	$ -	$ -	$ -	$ -	$ -
2205	624001263	376.1	$ -	$ -	$ -	$ -	$ -	$ -	$ -	$ -	$ -	$ -	$ -
2206	624001263	376.2	$ -	$ -	$ -	$ -	$ -	$ -	$ -	$ -	$ -	$ -	$ -
2207	624001263	376.4	$ -	$ -	$ -	$ -	$ -	$ -	$ -	$ -	$ -	$ -	$ -
2208	601001264	303.3	$ -	$ -	$ -	$ -	$ -	$ -	$ -	$ -	$ -	$ -	$ -

Sponsored by NMGC Witness Erik C. Buchanan

NEW MEXICO GAS COMPANY, INC.

Gross Balances
Base Period - 12 Months Ending March 31, 2023
Future Test Year - 12 Months Ending September 30, 2025

	A	B	N	O	P	Q	R	S	T	U	V	W	X	Y
1														
2			Balance	Balance	Balance	Balance	Balance	Balance	Balance	Balance	Balance	Balance	Balance	Balance
3	Investment Number / Beginning Balance	FERC Account	2/29/2024	3/31/2024	4/30/2024	5/31/2024	6/30/2024	7/31/2024	8/31/2024	9/30/2024	10/31/2024	11/30/2024	12/31/2024	1/31/2025
2160	601001245	397.0	$ -	$ -	$ -	$ -	$ -	$ -	$ -	$ -	$ -	$ -	$ -	$ -
2161	601001245	398.0	$ -	$ -	$ -	$ -	$ -	$ -	$ -	$ -	$ -	$ -	$ -	$ -
2162	601001246	391.2	$ -	$ -	$ -	$ -	$ -	$ -	$ -	$ -	$ -	$ -	$ -	$ -
2163	601001246	397.0	$ -	$ -	$ -	$ -	$ -	$ -	$ -	$ -	$ -	$ -	$ -	$ -
2164	601001246	398.0	$ -	$ -	$ -	$ -	$ -	$ -	$ -	$ -	$ -	$ -	$ -	$ -
2165	T610001247	367.1	$ -	$ -	$ -	$ -	$ -	$ -	$ -	$ -	$ -	$ -	$ -	$ -
2166	629001248	376.1	$ -	$ -	$ -	$ -	$ -	$ -	$ -	$ -	$ -	$ -	$ -	$ -
2167	629001248	376.2	$ -	$ -	$ -	$ -	$ -	$ -	$ -	$ -	$ -	$ -	$ -	$ -
2168	629001248	376.4	$ -	$ -	$ -	$ -	$ -	$ -	$ -	$ -	$ -	$ -	$ -	$ -
2169	629001248	380.0	$ -	$ -	$ -	$ -	$ -	$ -	$ -	$ -	$ -	$ -	$ -	$ -
2170	605001249	376.1	$ -	$ -	$ -	$ -	$ -	$ -	$ -	$ -	$ -	$ -	$ -	$ -
2171	605001249	376.2	$ -	$ -	$ -	$ -	$ -	$ -	$ -	$ -	$ -	$ -	$ -	$ -
2172	605001249	376.4	$ -	$ -	$ -	$ -	$ -	$ -	$ -	$ -	$ -	$ -	$ -	$ -
2173	605001249	380.0	$ -	$ -	$ -	$ -	$ -	$ -	$ -	$ -	$ -	$ -	$ -	$ -
2174	T660001250	367.1	$ -	$ -	$ -	$ -	$ -	$ -	$ -	$ -	$ -	$ -	$ -	$ -
2175	T660001250	368.0	$ -	$ -	$ -	$ -	$ -	$ -	$ -	$ -	$ -	$ -	$ -	$ -
2176	T660001250	369.0	$ -	$ -	$ -	$ -	$ -	$ -	$ -	$ -	$ -	$ -	$ -	$ -
2177	T624001251	367.1	$ -	$ -	$ -	$ -	$ -	$ -	$ -	$ -	$ -	$ -	$ -	$ -
2178	T624001251	368.0	$ -	$ -	$ -	$ -	$ -	$ -	$ -	$ -	$ -	$ -	$ -	$ -
2179	T624001251	369.0	$ -	$ -	$ -	$ -	$ -	$ -	$ -	$ -	$ -	$ -	$ -	$ -
2180	685001252	376.1	$ -	$ -	$ -	$ -	$ -	$ -	$ -	$ -	$ -	$ -	$ -	$ -
2181	685001252	376.2	$ -	$ -	$ -	$ -	$ -	$ -	$ -	$ -	$ -	$ -	$ -	$ -
2182	685001252	376.4	$ -	$ -	$ -	$ -	$ -	$ -	$ -	$ -	$ -	$ -	$ -	$ -
2183	680001253	376.1	$ 1,484,175	$ 1,484,175	$ 1,484,175	$ 1,484,175	$ 1,484,175	$ 1,484,175	$ 1,484,175	$ 1,484,175	$ 1,484,175	$ 1,484,175	$ 1,484,175	$ 1,484,175
2184	680001253	376.2	$ 1,154,358	$ 1,154,358	$ 1,154,358	$ 1,154,358	$ 1,154,358	$ 1,154,358	$ 1,154,358	$ 1,154,358	$ 1,154,358	$ 1,154,358	$ 1,154,358	$ 1,154,358
2185	680001253	376.4	$ 659,633	$ 659,633	$ 659,633	$ 659,633	$ 659,633	$ 659,633	$ 659,633	$ 659,633	$ 659,633	$ 659,633	$ 659,633	$ 659,633
2186	632001254	376.1	$ -	$ -	$ -	$ -	$ -	$ -	$ -	$ -	$ -	$ -	$ -	$ -
2187	632001254	376.2	$ -	$ -	$ -	$ -	$ -	$ -	$ -	$ -	$ -	$ -	$ -	$ -
2188	632001254	376.4	$ -	$ -	$ -	$ -	$ -	$ -	$ -	$ -	$ -	$ -	$ -	$ -
2189	632001254	380.0	$ -	$ -	$ -	$ -	$ -	$ -	$ -	$ -	$ -	$ -	$ -	$ -
2190	601001255	303.3	$ -	$ -	$ -	$ -	$ -	$ -	$ -	$ -	$ -	$ -	$ -	$ -
2191	T624001256	367.1	$ -	$ -	$ -	$ -	$ -	$ -	$ -	$ -	$ -	$ -	$ -	$ -
2192	T624001256	368.0	$ -	$ -	$ -	$ -	$ -	$ -	$ -	$ -	$ -	$ -	$ -	$ -
2193	T624001256	369.0	$ -	$ -	$ -	$ -	$ -	$ -	$ -	$ -	$ -	$ -	$ -	$ -
2194	601001257	376.2	$ -	$ -	$ -	$ -	$ -	$ -	$ -	$ -	$ -	$ -	$ -	$ -
2195	601001258	390.0	$ -	$ -	$ -	$ -	$ -	$ -	$ -	$ -	$ -	$ -	$ -	$ -
2196	601001259	394.0	$ -	$ -	$ -	$ -	$ -	$ -	$ -	$ -	$ -	$ -	$ -	$ -
2197	601001260	376.1	$ 72,541	$ 72,541	$ 72,541	$ 72,541	$ 72,541	$ 72,541	$ 72,541	$ 72,541	$ 72,541	$ 72,541	$ 72,541	$ 72,541
2198	601001260	376.2	$ 77,849	$ 77,849	$ 77,849	$ 77,849	$ 77,849	$ 77,849	$ 77,849	$ 77,849	$ 77,849	$ 77,849	$ 77,849	$ 77,849
2199	601001260	376.4	$ 17,693	$ 17,693	$ 17,693	$ 17,693	$ 17,693	$ 17,693	$ 17,693	$ 17,693	$ 17,693	$ 17,693	$ 17,693	$ 17,693
2200	601001260	380.0	$ 8,846	$ 8,846	$ 8,846	$ 8,846	$ 8,846	$ 8,846	$ 8,846	$ 8,846	$ 8,846	$ 8,846	$ 8,846	$ 8,846
2201	601001261	381.0	$ -	$ -	$ -	$ -	$ -	$ -	$ -	$ -	$ -	$ -	$ -	$ -
2202	601001261	381.1	$ -	$ -	$ -	$ -	$ -	$ -	$ -	$ -	$ -	$ -	$ -	$ -
2203	620001262	381.0	$ -	$ -	$ -	$ -	$ -	$ -	$ -	$ -	$ -	$ -	$ -	$ -
2204	620001262	381.1	$ -	$ -	$ -	$ -	$ -	$ -	$ -	$ -	$ -	$ -	$ -	$ -
2205	624001263	376.1	$ -	$ -	$ -	$ -	$ -	$ -	$ -	$ -	$ -	$ -	$ -	$ -
2206	624001263	376.2	$ -	$ -	$ -	$ -	$ -	$ -	$ -	$ -	$ -	$ -	$ -	$ -
2207	624001263	376.4	$ -	$ -	$ -	$ -	$ -	$ -	$ -	$ -	$ -	$ -	$ -	$ -
2208	601001264	303.3	$ -	$ -	$ -	$ -	$ -	$ -	$ -	$ -	$ -	$ -	$ -	$ -

Sponsored by NMGC Witness Erik C. Buchanan

WP Plant 3 Gross Balances

NEW MEXICO GAS COMPANY, INC.

Gross Balances
Base Period - 12 Months Ending March 31, 2023
Future Test Year - 12 Months Ending September 30, 2025

	A	B	Z	AA	AB	AC	AD	AE	AF	AG
1										
2			Balance	Balance	Balance	Balance	Balance	Balance	Balance	Balance
3	Investment Number / Beginning Balance	FERC Account	2/28/2025	3/31/2025	4/30/2025	5/31/2025	6/30/2025	7/31/2025	8/31/2025	9/30/2025
2160	601001245	397.0	$ -	$ -	$ -	$ -	$ -	$ -	$ -	$ -
2161	601001245	398.0	$ -	$ -	$ -	$ -	$ -	$ -	$ -	$ -
2162	601001246	391.2	$ -	$ -	$ -	$ -	$ -	$ -	$ -	$ -
2163	601001246	397.0	$ -	$ -	$ -	$ -	$ -	$ -	$ -	$ -
2164	601001246	398.0	$ -	$ -	$ -	$ -	$ -	$ -	$ -	$ -
2165	T610001247	367.1	$ -	$ -	$ -	$ -	$ -	$ -	$ -	$ -
2166	629001248	376.1	$ -	$ -	$ -	$ -	$ -	$ -	$ -	$ -
2167	629001248	376.2	$ -	$ -	$ -	$ -	$ -	$ -	$ -	$ -
2168	629001248	376.4	$ -	$ -	$ -	$ -	$ -	$ -	$ -	$ -
2169	629001248	380.0	$ -	$ -	$ -	$ -	$ -	$ -	$ -	$ -
2170	605001249	376.1	$ -	$ -	$ -	$ -	$ -	$ -	$ -	$ -
2171	605001249	376.2	$ -	$ -	$ -	$ -	$ -	$ -	$ -	$ -
2172	605001249	376.4	$ -	$ -	$ -	$ -	$ -	$ -	$ -	$ -
2173	605001249	380.0	$ -	$ -	$ -	$ -	$ -	$ -	$ -	$ -
2174	T660001250	367.1	$ -	$ -	$ -	$ -	$ -	$ -	$ -	$ -
2175	T660001250	368.0	$ -	$ -	$ -	$ -	$ -	$ -	$ -	$ -
2176	T660001250	369.0	$ -	$ -	$ -	$ -	$ -	$ -	$ -	$ -
2177	T624001251	367.1	$ -	$ -	$ -	$ -	$ -	$ -	$ -	$ -
2178	T624001251	368.0	$ -	$ -	$ -	$ -	$ -	$ -	$ -	$ -
2179	T624001251	369.0	$ -	$ -	$ -	$ -	$ -	$ -	$ -	$ -
2180	685001252	376.1	$ -	$ -	$ -	$ -	$ -	$ -	$ -	$ -
2181	685001252	376.2	$ -	$ -	$ -	$ -	$ -	$ -	$ -	$ -
2182	685001252	376.4	$ -	$ -	$ -	$ -	$ -	$ -	$ -	$ -
2183	680001253	376.1	$ 1,484,175	$ 1,484,175	$ 1,484,175	$ 1,484,175	$ 1,484,175	$ 1,484,175	$ 1,484,175	$ 1,484,175
2184	680001253	376.2	$ 1,154,358	$ 1,154,358	$ 1,154,358	$ 1,154,358	$ 1,154,358	$ 1,154,358	$ 1,154,358	$ 1,154,358
2185	680001253	376.4	$ 659,633	$ 659,633	$ 659,633	$ 659,633	$ 659,633	$ 659,633	$ 659,633	$ 659,633
2186	632001254	376.1	$ -	$ -	$ -	$ -	$ -	$ -	$ -	$ -
2187	632001254	376.2	$ -	$ -	$ -	$ -	$ -	$ -	$ -	$ -
2188	632001254	376.4	$ -	$ -	$ -	$ -	$ -	$ -	$ -	$ -
2189	632001254	380.0	$ -	$ -	$ -	$ -	$ -	$ -	$ -	$ -
2190	601001255	303.3	$ -	$ -	$ -	$ -	$ -	$ -	$ -	$ -
2191	T624001256	367.1	$ -	$ -	$ -	$ -	$ -	$ -	$ -	$ -
2192	T624001256	368.0	$ -	$ -	$ -	$ -	$ -	$ -	$ -	$ -
2193	T624001256	369.0	$ -	$ -	$ -	$ -	$ -	$ -	$ -	$ -
2194	601001257	376.2	$ -	$ -	$ -	$ -	$ -	$ -	$ -	$ -
2195	601001258	390.0	$ -	$ -	$ -	$ -	$ -	$ -	$ -	$ -
2196	601001259	394.0	$ -	$ -	$ -	$ -	$ -	$ -	$ -	$ -
2197	601001260	376.1	$ 72,541	$ 72,541	$ 72,541	$ 72,541	$ 72,541	$ 72,541	$ 72,541	$ 72,541
2198	601001260	376.2	$ 77,849	$ 77,849	$ 77,849	$ 77,849	$ 77,849	$ 77,849	$ 77,849	$ 77,849
2199	601001260	376.4	$ 17,693	$ 17,693	$ 17,693	$ 17,693	$ 17,693	$ 17,693	$ 17,693	$ 17,693
2200	601001260	380.0	$ 8,846	$ 8,846	$ 8,846	$ 8,846	$ 8,846	$ 8,846	$ 8,846	$ 8,846
2201	601001261	381.0	$ -	$ -	$ -	$ -	$ -	$ -	$ -	$ -
2202	601001261	381.1	$ -	$ -	$ -	$ -	$ -	$ -	$ -	$ -
2203	620001262	381.0	$ -	$ -	$ -	$ -	$ -	$ -	$ -	$ -
2204	620001262	381.1	$ -	$ -	$ -	$ -	$ -	$ -	$ -	$ -
2205	624001263	376.1	$ -	$ -	$ -	$ -	$ -	$ -	$ -	$ -
2206	624001263	376.2	$ -	$ -	$ -	$ -	$ -	$ -	$ -	$ -
2207	624001263	376.4	$ -	$ -	$ -	$ -	$ -	$ -	$ -	$ -
2208	601001264	303.3	$ -	$ -	$ -	$ -	$ -	$ -	$ -	$ -

NEW MEXICO GAS COMPANY, INC.

Gross Balances
Base Period - 12 Months Ending March 31, 2023
Future Test Year - 12 Months Ending September 30, 2025

	A	B	C	D	E	F	G	H	I	J	K	L	M
1			Adjusted Base Period										
2			Balance	Balance	Balance	Balance	Balance	Balance	Balance	Balance	Balance	Balance	Balance
3	Investment Number / Beginning Balance	FERC Account	3/31/2023	4/30/2023	5/31/2023	6/30/2023	7/31/2023	8/31/2023	9/30/2023	10/31/2023	11/30/2023	12/31/2023	1/31/2024
2209	627001266	376.1	$ -	$ -	$ -	$ -	$ -	$ -	$ -	$ -	$ -	$ -	$ -
2210	627001266	376.2	$ -	$ -	$ -	$ -	$ -	$ -	$ -	$ -	$ -	$ -	$ -
2211	627001266	376.4	$ -	$ -	$ -	$ -	$ -	$ -	$ -	$ -	$ -	$ -	$ -
2212	627001266	380.0	$ -	$ -	$ -	$ -	$ -	$ -	$ -	$ -	$ -	$ -	$ -
2213	627001268	376.1	$ -	$ -	$ -	$ -	$ -	$ -	$ -	$ -	$ -	$ -	$ -
2214	627001268	376.2	$ -	$ -	$ -	$ -	$ -	$ -	$ -	$ -	$ -	$ -	$ -
2215	627001268	376.4	$ -	$ -	$ -	$ -	$ -	$ -	$ -	$ -	$ -	$ -	$ -
2216	627001268	380.0	$ -	$ -	$ -	$ -	$ -	$ -	$ -	$ -	$ -	$ -	$ -
2217	627001269	376.1	$ -	$ -	$ -	$ -	$ -	$ -	$ -	$ -	$ -	$ -	$ -
2218	627001269	376.2	$ -	$ -	$ -	$ -	$ -	$ -	$ -	$ -	$ -	$ -	$ -
2219	627001269	376.4	$ -	$ -	$ -	$ -	$ -	$ -	$ -	$ -	$ -	$ -	$ -
2220	627001269	380.0	$ -	$ -	$ -	$ -	$ -	$ -	$ -	$ -	$ -	$ -	$ -
2221	T610001270	367.1	$ -	$ -	$ -	$ -	$ -	$ -	$ -	$ -	$ -	$ -	$ -
2222	T610001270	368.0	$ -	$ -	$ -	$ -	$ -	$ -	$ -	$ -	$ -	$ -	$ -
2223	T610001270	369.0	$ -	$ -	$ -	$ -	$ -	$ -	$ -	$ -	$ -	$ -	$ -
2224	601001271	391.2	$ -	$ -	$ -	$ -	$ -	$ -	$ -	$ -	$ -	$ -	$ -
2225	601001271	397.0	$ -	$ -	$ -	$ -	$ -	$ -	$ -	$ -	$ -	$ -	$ -
2226	601001271	398.0	$ -	$ -	$ -	$ -	$ -	$ -	$ -	$ -	$ -	$ -	$ -
2227	601001272	376.1	$ -	$ -	$ -	$ -	$ -	$ -	$ -	$ -	$ -	$ -	$ -
2228	601001272	376.2	$ -	$ -	$ -	$ -	$ -	$ -	$ -	$ -	$ -	$ -	$ -
2229	601001272	376.4	$ -	$ -	$ -	$ -	$ -	$ -	$ -	$ -	$ -	$ -	$ -
2230	601001273	378.0	$ -	$ -	$ -	$ -	$ -	$ -	$ -	$ -	$ -	$ -	$ -
2231	601001273	385.0	$ -	$ -	$ -	$ -	$ -	$ -	$ -	$ -	$ -	$ -	$ -
2232	601001275	378.0	$ -	$ -	$ -	$ -	$ -	$ -	$ -	$ -	$ -	$ -	$ -
2233	601001275	385.0	$ -	$ -	$ -	$ -	$ -	$ -	$ -	$ -	$ -	$ -	$ -
2234	601001277	378.0	$ -	$ -	$ -	$ -	$ -	$ -	$ 4,161	$ 4,161	$ 4,161	$ 4,161	$ 4,161
2235	601001277	385.0	$ -	$ -	$ -	$ -	$ -	$ -	$ 7,728	$ 7,728	$ 7,728	$ 7,728	$ 7,728
2236	601001278	378.0	$ -	$ -	$ -	$ -	$ -	$ -	$ -	$ -	$ -	$ -	$ -
2237	601001278	385.0	$ -	$ -	$ -	$ -	$ -	$ -	$ -	$ -	$ -	$ -	$ -
2238	T621001279	367.1	$ -	$ -	$ -	$ -	$ -	$ -	$ -	$ -	$ -	$ -	$ -
2239	T621001279	368.0	$ -	$ -	$ -	$ -	$ -	$ -	$ -	$ -	$ -	$ -	$ -
2240	T621001279	369.0	$ -	$ -	$ -	$ -	$ -	$ -	$ -	$ -	$ -	$ -	$ -
2241	T660001280	367.1	$ -	$ -	$ -	$ -	$ -	$ -	$ -	$ -	$ -	$ -	$ -
2242	T680001281	367.1	$ -	$ -	$ -	$ -	$ -	$ -	$ -	$ -	$ -	$ -	$ -
2243	T680001281	368.0	$ -	$ -	$ -	$ -	$ -	$ -	$ -	$ -	$ -	$ -	$ -
2244	T680001281	369.0	$ -	$ -	$ -	$ -	$ -	$ -	$ -	$ -	$ -	$ -	$ -
2245	T610001282	367.1	$ -	$ -	$ -	$ -	$ -	$ -	$ -	$ -	$ -	$ -	$ -
2246	T610001282	368.0	$ -	$ -	$ -	$ -	$ -	$ -	$ -	$ -	$ -	$ -	$ -
2247	T610001282	369.0	$ -	$ -	$ -	$ -	$ -	$ -	$ -	$ -	$ -	$ -	$ -
2248	T610001283	367.1	$ -	$ -	$ -	$ -	$ -	$ -	$ -	$ -	$ -	$ -	$ -
2249	T610001283	368.0	$ -	$ -	$ -	$ -	$ -	$ -	$ -	$ -	$ -	$ -	$ -
2250	T610001283	369.0	$ -	$ -	$ -	$ -	$ -	$ -	$ -	$ -	$ -	$ -	$ -
2251	T610001284	367.1	$ -	$ -	$ -	$ -	$ -	$ -	$ -	$ -	$ -	$ -	$ -
2252	T610001284	368.0	$ -	$ -	$ -	$ -	$ -	$ -	$ -	$ -	$ -	$ -	$ -
2253	T610001284	369.0	$ -	$ -	$ -	$ -	$ -	$ -	$ -	$ -	$ -	$ -	$ -
2254	T624001285	367.1	$ -	$ -	$ -	$ -	$ -	$ -	$ -	$ -	$ -	$ -	$ -
2255	T624001285	368.0	$ -	$ -	$ -	$ -	$ -	$ -	$ -	$ -	$ -	$ -	$ -
2256	T624001285	369.0	$ -	$ -	$ -	$ -	$ -	$ -	$ -	$ -	$ -	$ -	$ -
2257	T624001286	367.1	$ -	$ -	$ -	$ -	$ -	$ -	$ -	$ -	$ -	$ -	$ -

Sponsored by NMGC Witness Erik C. Buchanan

NEW MEXICO GAS COMPANY, INC.

Gross Balances
Base Period - 12 Months Ending March 31, 2023
Future Test Year - 12 Months Ending September 30, 2025

	A	B	N	O	P	Q	R	S	T	U	V	W	X	Y
1														
2			Balance	Balance	Balance	Balance	Balance	Balance	Balance	Balance	Balance	Balance	Balance	Balance
3	Investment Number / Beginning Balance	FERC Account	2/29/2024	3/31/2024	4/30/2024	5/31/2024	6/30/2024	7/31/2024	8/31/2024	9/30/2024	10/31/2024	11/30/2024	12/31/2024	1/31/2025
2209	627001266	376.1	$ -	$ -	$ -	$ -	$ -	$ -	$ -	$ -	$ -	$ -	$ -	$ -
2210	627001266	376.2	$ -	$ -	$ -	$ -	$ -	$ -	$ -	$ -	$ -	$ -	$ -	$ -
2211	627001266	376.4	$ -	$ -	$ -	$ -	$ -	$ -	$ -	$ -	$ -	$ -	$ -	$ -
2212	627001266	380.0	$ -	$ -	$ -	$ -	$ -	$ -	$ -	$ -	$ -	$ -	$ -	$ -
2213	627001268	376.1	$ -	$ -	$ -	$ -	$ -	$ -	$ -	$ -	$ -	$ -	$ -	$ -
2214	627001268	376.2	$ -	$ -	$ -	$ -	$ -	$ -	$ -	$ -	$ -	$ -	$ -	$ -
2215	627001268	376.4	$ -	$ -	$ -	$ -	$ -	$ -	$ -	$ -	$ -	$ -	$ -	$ -
2216	627001268	380.0	$ -	$ -	$ -	$ -	$ -	$ -	$ -	$ -	$ -	$ -	$ -	$ -
2217	627001269	376.1	$ -	$ -	$ -	$ -	$ -	$ -	$ -	$ -	$ -	$ -	$ -	$ -
2218	627001269	376.2	$ -	$ -	$ -	$ -	$ -	$ -	$ -	$ -	$ -	$ -	$ -	$ -
2219	627001269	376.4	$ -	$ -	$ -	$ -	$ -	$ -	$ -	$ -	$ -	$ -	$ -	$ -
2220	627001269	380.0	$ -	$ -	$ -	$ -	$ -	$ -	$ -	$ -	$ -	$ -	$ -	$ -
2221	T610001270	367.1	$ -	$ -	$ -	$ -	$ -	$ -	$ -	$ -	$ -	$ -	$ -	$ -
2222	T610001270	368.0	$ -	$ -	$ -	$ -	$ -	$ -	$ -	$ -	$ -	$ -	$ -	$ -
2223	T610001270	369.0	$ -	$ -	$ -	$ -	$ -	$ -	$ -	$ -	$ -	$ -	$ -	$ -
2224	601001271	391.2	$ -	$ -	$ -	$ -	$ -	$ -	$ -	$ -	$ -	$ -	$ -	$ -
2225	601001271	397.0	$ -	$ -	$ -	$ -	$ -	$ -	$ -	$ -	$ -	$ -	$ -	$ -
2226	601001271	398.0	$ -	$ -	$ -	$ -	$ -	$ -	$ -	$ -	$ -	$ -	$ -	$ -
2227	601001272	376.1	$ -	$ -	$ -	$ -	$ -	$ -	$ -	$ -	$ -	$ -	$ -	$ -
2228	601001272	376.2	$ -	$ -	$ -	$ -	$ -	$ -	$ -	$ -	$ -	$ -	$ -	$ -
2229	601001272	376.4	$ -	$ -	$ -	$ -	$ -	$ -	$ -	$ -	$ -	$ -	$ -	$ -
2230	601001273	378.0	$ -	$ -	$ -	$ -	$ -	$ -	$ -	$ -	$ -	$ -	$ -	$ -
2231	601001273	385.0	$ -	$ -	$ -	$ -	$ -	$ -	$ -	$ -	$ -	$ -	$ -	$ -
2232	601001275	378.0	$ -	$ -	$ -	$ -	$ -	$ -	$ -	$ -	$ -	$ -	$ -	$ -
2233	601001275	385.0	$ -	$ -	$ -	$ -	$ -	$ -	$ -	$ -	$ -	$ -	$ -	$ -
2234	601001277	378.0	$ 4,161	$ 4,161	$ 4,161	$ 4,161	$ 4,161	$ 4,161	$ 4,161	$ 4,161	$ 4,161	$ 4,161	$ 4,161	$ 4,161
2235	601001277	385.0	$ 7,728	$ 7,728	$ 7,728	$ 7,728	$ 7,728	$ 7,728	$ 7,728	$ 7,728	$ 7,728	$ 7,728	$ 7,728	$ 7,728
2236	601001278	378.0	$ -	$ -	$ -	$ -	$ -	$ -	$ -	$ -	$ -	$ -	$ -	$ -
2237	601001278	385.0	$ -	$ -	$ -	$ -	$ -	$ -	$ -	$ -	$ -	$ -	$ -	$ -
2238	T621001279	367.1	$ -	$ -	$ -	$ -	$ -	$ -	$ -	$ -	$ -	$ -	$ -	$ -
2239	T621001279	368.0	$ -	$ -	$ -	$ -	$ -	$ -	$ -	$ -	$ -	$ -	$ -	$ -
2240	T621001279	369.0	$ -	$ -	$ -	$ -	$ -	$ -	$ -	$ -	$ -	$ -	$ -	$ -
2241	T660001280	367.1	$ -	$ -	$ -	$ -	$ -	$ -	$ -	$ -	$ -	$ -	$ -	$ -
2242	T680001281	367.1	$ -	$ -	$ -	$ -	$ -	$ -	$ -	$ -	$ -	$ -	$ -	$ -
2243	T680001281	368.0	$ -	$ -	$ -	$ -	$ -	$ -	$ -	$ -	$ -	$ -	$ -	$ -
2244	T680001281	369.0	$ -	$ -	$ -	$ -	$ -	$ -	$ -	$ -	$ -	$ -	$ -	$ -
2245	T610001282	367.1	$ -	$ -	$ -	$ -	$ -	$ -	$ -	$ -	$ -	$ -	$ -	$ -
2246	T610001282	368.0	$ -	$ -	$ -	$ -	$ -	$ -	$ -	$ -	$ -	$ -	$ -	$ -
2247	T610001282	369.0	$ -	$ -	$ -	$ -	$ -	$ -	$ -	$ -	$ -	$ -	$ -	$ -
2248	T610001283	367.1	$ -	$ -	$ -	$ -	$ -	$ -	$ -	$ -	$ -	$ -	$ -	$ -
2249	T610001283	368.0	$ -	$ -	$ -	$ -	$ -	$ -	$ -	$ -	$ -	$ -	$ -	$ -
2250	T610001283	369.0	$ -	$ -	$ -	$ -	$ -	$ -	$ -	$ -	$ -	$ -	$ -	$ -
2251	T610001284	367.1	$ -	$ -	$ -	$ -	$ -	$ -	$ -	$ -	$ -	$ -	$ -	$ -
2252	T610001284	368.0	$ -	$ -	$ -	$ -	$ -	$ -	$ -	$ -	$ -	$ -	$ -	$ -
2253	T610001284	369.0	$ -	$ -	$ -	$ -	$ -	$ -	$ -	$ -	$ -	$ -	$ -	$ -
2254	T624001285	367.1	$ -	$ -	$ -	$ -	$ -	$ -	$ -	$ -	$ -	$ -	$ -	$ -
2255	T624001285	368.0	$ -	$ -	$ -	$ -	$ -	$ -	$ -	$ -	$ -	$ -	$ -	$ -
2256	T624001285	369.0	$ -	$ -	$ -	$ -	$ -	$ -	$ -	$ -	$ -	$ -	$ -	$ -
2257	T624001286	367.1	$ -	$ -	$ -	$ -	$ -	$ -	$ -	$ -	$ -	$ -	$ -	$ -

Sponsored by NMGC Witness Erik C. Buchanan

NEW MEXICO GAS COMPANY, INC.

Gross Balances
Base Period - 12 Months Ending March 31, 2023
Future Test Year - 12 Months Ending September 30, 2025

	A	B	Z	AA	AB	AC	AD	AE	AF	AG
1										
2			Balance	Balance	Balance	Balance	Balance	Balance	Balance	Balance
3	Investment Number / Beginning Balance	FERC Account	2/28/2025	3/31/2025	4/30/2025	5/31/2025	6/30/2025	7/31/2025	8/31/2025	9/30/2025
2209	627001266	376.1	$ -	$ -	$ -	$ -	$ -	$ -	$ -	$ -
2210	627001266	376.2	$ -	$ -	$ -	$ -	$ -	$ -	$ -	$ -
2211	627001266	376.4	$ -	$ -	$ -	$ -	$ -	$ -	$ -	$ -
2212	627001266	380.0	$ -	$ -	$ -	$ -	$ -	$ -	$ -	$ -
2213	627001268	376.1	$ -	$ -	$ -	$ -	$ -	$ -	$ -	$ -
2214	627001268	376.2	$ -	$ -	$ -	$ -	$ -	$ -	$ -	$ -
2215	627001268	376.4	$ -	$ -	$ -	$ -	$ -	$ -	$ -	$ -
2216	627001268	380.0	$ -	$ -	$ -	$ -	$ -	$ -	$ -	$ -
2217	627001269	376.1	$ -	$ -	$ -	$ -	$ -	$ -	$ -	$ -
2218	627001269	376.2	$ -	$ -	$ -	$ -	$ -	$ -	$ -	$ -
2219	627001269	376.4	$ -	$ -	$ -	$ -	$ -	$ -	$ -	$ -
2220	627001269	380.0	$ -	$ -	$ -	$ -	$ -	$ -	$ -	$ -
2221	T610001270	367.1	$ -	$ -	$ -	$ -	$ -	$ -	$ -	$ -
2222	T610001270	368.0	$ -	$ -	$ -	$ -	$ -	$ -	$ -	$ -
2223	T610001270	369.0	$ -	$ -	$ -	$ -	$ -	$ -	$ -	$ -
2224	601001271	391.2	$ -	$ -	$ -	$ -	$ -	$ -	$ -	$ -
2225	601001271	397.0	$ -	$ -	$ -	$ -	$ -	$ -	$ -	$ -
2226	601001271	398.0	$ -	$ -	$ -	$ -	$ -	$ -	$ -	$ -
2227	601001272	376.1	$ -	$ -	$ -	$ -	$ -	$ -	$ -	$ -
2228	601001272	376.2	$ -	$ -	$ -	$ -	$ -	$ -	$ -	$ -
2229	601001272	376.4	$ -	$ -	$ -	$ -	$ -	$ -	$ -	$ -
2230	601001273	378.0	$ -	$ -	$ -	$ -	$ -	$ -	$ -	$ -
2231	601001273	385.0	$ -	$ -	$ -	$ -	$ -	$ -	$ -	$ -
2232	601001275	378.0	$ -	$ -	$ -	$ -	$ -	$ -	$ -	$ -
2233	601001275	385.0	$ -	$ -	$ -	$ -	$ -	$ -	$ -	$ -
2234	601001277	378.0	$ 4,161	$ 4,161	$ 4,161	$ 4,161	$ 4,161	$ 4,161	$ 4,161	$ 4,161
2235	601001277	385.0	$ 7,728	$ 7,728	$ 7,728	$ 7,728	$ 7,728	$ 7,728	$ 7,728	$ 7,728
2236	601001278	378.0	$ -	$ -	$ -	$ -	$ -	$ -	$ -	$ -
2237	601001278	385.0	$ -	$ -	$ -	$ -	$ -	$ -	$ -	$ -
2238	T621001279	367.1	$ -	$ -	$ -	$ -	$ -	$ -	$ -	$ -
2239	T621001279	368.0	$ -	$ -	$ -	$ -	$ -	$ -	$ -	$ -
2240	T621001279	369.0	$ -	$ -	$ -	$ -	$ -	$ -	$ -	$ -
2241	T660001280	367.1	$ -	$ -	$ -	$ -	$ -	$ -	$ -	$ -
2242	T680001281	367.1	$ -	$ -	$ -	$ -	$ -	$ -	$ -	$ -
2243	T680001281	368.0	$ -	$ -	$ -	$ -	$ -	$ -	$ -	$ -
2244	T680001281	369.0	$ -	$ -	$ -	$ -	$ -	$ -	$ -	$ -
2245	T610001282	367.1	$ -	$ -	$ -	$ -	$ -	$ -	$ -	$ -
2246	T610001282	368.0	$ -	$ -	$ -	$ -	$ -	$ -	$ -	$ -
2247	T610001282	369.0	$ -	$ -	$ -	$ -	$ -	$ -	$ -	$ -
2248	T610001283	367.1	$ -	$ -	$ -	$ -	$ -	$ -	$ -	$ -
2249	T610001283	368.0	$ -	$ -	$ -	$ -	$ -	$ -	$ -	$ -
2250	T610001283	369.0	$ -	$ -	$ -	$ -	$ -	$ -	$ -	$ -
2251	T610001284	367.1	$ -	$ -	$ -	$ -	$ -	$ -	$ -	$ -
2252	T610001284	368.0	$ -	$ -	$ -	$ -	$ -	$ -	$ -	$ -
2253	T610001284	369.0	$ -	$ -	$ -	$ -	$ -	$ -	$ -	$ -
2254	T624001285	367.1	$ -	$ -	$ -	$ -	$ -	$ -	$ -	$ -
2255	T624001285	368.0	$ -	$ -	$ -	$ -	$ -	$ -	$ -	$ -
2256	T624001285	369.0	$ -	$ -	$ -	$ -	$ -	$ -	$ -	$ -
2257	T624001286	367.1	$ -	$ -	$ -	$ -	$ -	$ -	$ -	$ -

Sponsored by NMGC Witness Erik C. Buchanan

NEW MEXICO GAS COMPANY, INC.

Gross Balances
Base Period - 12 Months Ending March 31, 2023
Future Test Year - 12 Months Ending September 30, 2025

	A	B	C	D	E	F	G	H	I	J	K	L	M
1			Adjusted Base Period										
2			Balance	Balance	Balance	Balance	Balance	Balance	Balance	Balance	Balance	Balance	Balance
3	Investment Number / Beginning Balance	FERC Account	3/31/2023	4/30/2023	5/31/2023	6/30/2023	7/31/2023	8/31/2023	9/30/2023	10/31/2023	11/30/2023	12/31/2023	1/31/2024
2258	T624001286	368.0	$ -	$ -	$ -	$ -	$ -	$ -	$ -	$ -	$ -	$ -	$ -
2259	T624001286	369.0	$ -	$ -	$ -	$ -	$ -	$ -	$ -	$ -	$ -	$ -	$ -
2260	T621001287	367.1	$ -	$ -	$ -	$ -	$ -	$ -	$ -	$ -	$ -	$ -	$ -
2261	T621001287	368.0	$ -	$ -	$ -	$ -	$ -	$ -	$ -	$ -	$ -	$ -	$ -
2262	T621001287	369.0	$ -	$ -	$ -	$ -	$ -	$ -	$ -	$ -	$ -	$ -	$ -
2263	T621001288	367.1	$ -	$ -	$ -	$ -	$ -	$ -	$ -	$ -	$ -	$ -	$ -
2264	T621001288	368.0	$ -	$ -	$ -	$ -	$ -	$ -	$ -	$ -	$ -	$ -	$ -
2265	T621001288	369.0	$ -	$ -	$ -	$ -	$ -	$ -	$ -	$ -	$ -	$ -	$ -
2266	T610001289	367.1	$ -	$ -	$ -	$ -	$ -	$ -	$ -	$ -	$ -	$ -	$ -
2267	T610001289	368.0	$ -	$ -	$ -	$ -	$ -	$ -	$ -	$ -	$ -	$ -	$ -
2268	T610001289	369.0	$ -	$ -	$ -	$ -	$ -	$ -	$ -	$ -	$ -	$ -	$ -
2269	T610001290	367.1	$ -	$ -	$ -	$ -	$ -	$ -	$ -	$ -	$ -	$ -	$ -
2270	T610001290	368.0	$ -	$ -	$ -	$ -	$ -	$ -	$ -	$ -	$ -	$ -	$ -
2271	T610001290	369.0	$ -	$ -	$ -	$ -	$ -	$ -	$ -	$ -	$ -	$ -	$ -
2272	T610001291	367.1	$ -	$ -	$ -	$ -	$ -	$ -	$ -	$ -	$ -	$ -	$ -
2273	T610001291	368.0	$ -	$ -	$ -	$ -	$ -	$ -	$ -	$ -	$ -	$ -	$ -
2274	T610001291	369.0	$ -	$ -	$ -	$ -	$ -	$ -	$ -	$ -	$ -	$ -	$ -
2275	T610001292	367.1	$ -	$ -	$ -	$ -	$ 37,744	$ 37,744	$ 37,744	$ 37,744	$ 37,744	$ 37,744	$ 37,744
2276	T610001292	368.0	$ -	$ -	$ -	$ -	$ 5,392	$ 5,392	$ 5,392	$ 5,392	$ 5,392	$ 5,392	$ 5,392
2277	T610001292	369.0	$ -	$ -	$ -	$ -	$ 10,784	$ 10,784	$ 10,784	$ 10,784	$ 10,784	$ 10,784	$ 10,784
2278	T610001293	367.1	$ -	$ -	$ -	$ -	$ -	$ -	$ -	$ -	$ -	$ -	$ -
2279	T610001293	368.0	$ -	$ -	$ -	$ -	$ -	$ -	$ -	$ -	$ -	$ -	$ -
2280	T610001293	369.0	$ -	$ -	$ -	$ -	$ -	$ -	$ -	$ -	$ -	$ -	$ -
2281	T610001294	367.1	$ -	$ -	$ -	$ -	$ -	$ -	$ -	$ -	$ -	$ -	$ -
2282	T610001294	368.0	$ -	$ -	$ -	$ -	$ -	$ -	$ -	$ -	$ -	$ -	$ -
2283	T610001294	369.0	$ -	$ -	$ -	$ -	$ -	$ -	$ -	$ -	$ -	$ -	$ -
2284	T680001295	367.1	$ -	$ -	$ -	$ -	$ -	$ -	$ -	$ -	$ -	$ -	$ -
2285	T680001295	368.0	$ -	$ -	$ -	$ -	$ -	$ -	$ -	$ -	$ -	$ -	$ -
2286	T680001295	369.0	$ -	$ -	$ -	$ -	$ -	$ -	$ -	$ -	$ -	$ -	$ -
2287	T680001296	367.1	$ -	$ -	$ -	$ -	$ -	$ -	$ -	$ -	$ -	$ -	$ -
2288	T680001296	368.0	$ -	$ -	$ -	$ -	$ -	$ -	$ -	$ -	$ -	$ -	$ -
2289	T680001296	369.0	$ -	$ -	$ -	$ -	$ -	$ -	$ -	$ -	$ -	$ -	$ -
2290	T660001297	367.1	$ -	$ -	$ -	$ -	$ -	$ -	$ -	$ -	$ -	$ -	$ -
2291	T660001297	368.0	$ -	$ -	$ -	$ -	$ -	$ -	$ -	$ -	$ -	$ -	$ -
2292	T660001297	369.0	$ -	$ -	$ -	$ -	$ -	$ -	$ -	$ -	$ -	$ -	$ -
2293	T660001298	367.1	$ -	$ -	$ -	$ -	$ -	$ -	$ -	$ -	$ -	$ -	$ -
2294	T660001298	368.0	$ -	$ -	$ -	$ -	$ -	$ -	$ -	$ -	$ -	$ -	$ -
2295	T660001298	369.0	$ -	$ -	$ -	$ -	$ -	$ -	$ -	$ -	$ -	$ -	$ -
2296	T610001299	367.1	$ -	$ -	$ -	$ -	$ -	$ -	$ -	$ -	$ -	$ -	$ -
2297	T610001299	368.0	$ -	$ -	$ -	$ -	$ -	$ -	$ -	$ -	$ -	$ -	$ -
2298	T610001299	369.0	$ -	$ -	$ -	$ -	$ -	$ -	$ -	$ -	$ -	$ -	$ -
2299	T610001300	367.1	$ -	$ -	$ -	$ -	$ -	$ -	$ -	$ -	$ -	$ -	$ -
2300	T610001300	368.0	$ -	$ -	$ -	$ -	$ -	$ -	$ -	$ -	$ -	$ -	$ -
2301	T610001300	369.0	$ -	$ -	$ -	$ -	$ -	$ -	$ -	$ -	$ -	$ -	$ -
2302	610001301	376.1	$ -	$ -	$ -	$ -	$ -	$ -	$ -	$ -	$ -	$ -	$ -
2303	610001301	376.2	$ -	$ -	$ -	$ -	$ -	$ -	$ -	$ -	$ -	$ -	$ -
2304	610001301	376.4	$ -	$ -	$ -	$ -	$ -	$ -	$ -	$ -	$ -	$ -	$ -
2305	610001301	380.0	$ -	$ -	$ -	$ -	$ -	$ -	$ -	$ -	$ -	$ -	$ -
2306	610001302	376.1	$ -	$ -	$ -	$ -	$ -	$ -	$ -	$ -	$ -	$ -	$ -

Sponsored by NMGC Witness Erik C. Buchanan

NEW MEXICO GAS COMPANY, INC.

Gross Balances
Base Period - 12 Months Ending March 31, 2023
Future Test Year - 12 Months Ending September 30, 2025

	A	B	N	O	P	Q	R	S	T	U	V	W	X	Y
1														
2			Balance	Balance	Balance	Balance	Balance	Balance	Balance	Balance	Balance	Balance	Balance	Balance
3	Investment Number / Beginning Balance	FERC Account	2/29/2024	3/31/2024	4/30/2024	5/31/2024	6/30/2024	7/31/2024	8/31/2024	9/30/2024	10/31/2024	11/30/2024	12/31/2024	1/31/2025
2258	T624001286	368.0	$ -	$ -	$ -	$ -	$ -	$ -	$ -	$ -	$ -	$ -	$ -	$ -
2259	T624001286	369.0	$ -	$ -	$ -	$ -	$ -	$ -	$ -	$ -	$ -	$ -	$ -	$ -
2260	T621001287	367.1	$ -	$ -	$ -	$ -	$ -	$ -	$ -	$ -	$ -	$ -	$ -	$ -
2261	T621001287	368.0	$ -	$ -	$ -	$ -	$ -	$ -	$ -	$ -	$ -	$ -	$ -	$ -
2262	T621001287	369.0	$ -	$ -	$ -	$ -	$ -	$ -	$ -	$ -	$ -	$ -	$ -	$ -
2263	T621001288	367.1	$ -	$ -	$ -	$ -	$ -	$ -	$ -	$ -	$ -	$ -	$ -	$ -
2264	T621001288	368.0	$ -	$ -	$ -	$ -	$ -	$ -	$ -	$ -	$ -	$ -	$ -	$ -
2265	T621001288	369.0	$ -	$ -	$ -	$ -	$ -	$ -	$ -	$ -	$ -	$ -	$ -	$ -
2266	T610001289	367.1	$ -	$ -	$ -	$ -	$ -	$ -	$ -	$ -	$ -	$ -	$ -	$ -
2267	T610001289	368.0	$ -	$ -	$ -	$ -	$ -	$ -	$ -	$ -	$ -	$ -	$ -	$ -
2268	T610001289	369.0	$ -	$ -	$ -	$ -	$ -	$ -	$ -	$ -	$ -	$ -	$ -	$ -
2269	T610001290	367.1	$ -	$ -	$ -	$ -	$ -	$ -	$ -	$ -	$ -	$ -	$ -	$ -
2270	T610001290	368.0	$ -	$ -	$ -	$ -	$ -	$ -	$ -	$ -	$ -	$ -	$ -	$ -
2271	T610001290	369.0	$ -	$ -	$ -	$ -	$ -	$ -	$ -	$ -	$ -	$ -	$ -	$ -
2272	T610001291	367.1	$ -	$ -	$ -	$ -	$ -	$ -	$ -	$ -	$ -	$ -	$ -	$ -
2273	T610001291	368.0	$ -	$ -	$ -	$ -	$ -	$ -	$ -	$ -	$ -	$ -	$ -	$ -
2274	T610001291	369.0	$ -	$ -	$ -	$ -	$ -	$ -	$ -	$ -	$ -	$ -	$ -	$ -
2275	T610001292	367.1	$ 37,744	$ 37,744	$ 37,744	$ 37,744	$ 37,744	$ 37,744	$ 37,744	$ 37,744	$ 37,744	$ 37,744	$ 37,744	$ 37,744
2276	T610001292	368.0	$ 5,392	$ 5,392	$ 5,392	$ 5,392	$ 5,392	$ 5,392	$ 5,392	$ 5,392	$ 5,392	$ 5,392	$ 5,392	$ 5,392
2277	T610001292	369.0	$ 10,784	$ 10,784	$ 10,784	$ 10,784	$ 10,784	$ 10,784	$ 10,784	$ 10,784	$ 10,784	$ 10,784	$ 10,784	$ 10,784
2278	T610001293	367.1	$ -	$ -	$ -	$ -	$ -	$ -	$ -	$ -	$ -	$ -	$ -	$ -
2279	T610001293	368.0	$ -	$ -	$ -	$ -	$ -	$ -	$ -	$ -	$ -	$ -	$ -	$ -
2280	T610001293	369.0	$ -	$ -	$ -	$ -	$ -	$ -	$ -	$ -	$ -	$ -	$ -	$ -
2281	T610001294	367.1	$ -	$ -	$ -	$ -	$ -	$ -	$ -	$ -	$ -	$ -	$ -	$ -
2282	T610001294	368.0	$ -	$ -	$ -	$ -	$ -	$ -	$ -	$ -	$ -	$ -	$ -	$ -
2283	T610001294	369.0	$ -	$ -	$ -	$ -	$ -	$ -	$ -	$ -	$ -	$ -	$ -	$ -
2284	T680001295	367.1	$ -	$ -	$ -	$ -	$ -	$ -	$ -	$ -	$ -	$ -	$ -	$ -
2285	T680001295	368.0	$ -	$ -	$ -	$ -	$ -	$ -	$ -	$ -	$ -	$ -	$ -	$ -
2286	T680001295	369.0	$ -	$ -	$ -	$ -	$ -	$ -	$ -	$ -	$ -	$ -	$ -	$ -
2287	T680001296	367.1	$ -	$ -	$ -	$ -	$ -	$ -	$ -	$ -	$ -	$ -	$ -	$ -
2288	T680001296	368.0	$ -	$ -	$ -	$ -	$ -	$ -	$ -	$ -	$ -	$ -	$ -	$ -
2289	T680001296	369.0	$ -	$ -	$ -	$ -	$ -	$ -	$ -	$ -	$ -	$ -	$ -	$ -
2290	T660001297	367.1	$ -	$ -	$ -	$ -	$ -	$ -	$ -	$ -	$ -	$ -	$ -	$ -
2291	T660001297	368.0	$ -	$ -	$ -	$ -	$ -	$ -	$ -	$ -	$ -	$ -	$ -	$ -
2292	T660001297	369.0	$ -	$ -	$ -	$ -	$ -	$ -	$ -	$ -	$ -	$ -	$ -	$ -
2293	T660001298	367.1	$ -	$ -	$ -	$ -	$ -	$ -	$ -	$ -	$ -	$ -	$ -	$ -
2294	T660001298	368.0	$ -	$ -	$ -	$ -	$ -	$ -	$ -	$ -	$ -	$ -	$ -	$ -
2295	T660001298	369.0	$ -	$ -	$ -	$ -	$ -	$ -	$ -	$ -	$ -	$ -	$ -	$ -
2296	T610001299	367.1	$ -	$ -	$ -	$ -	$ -	$ -	$ -	$ -	$ -	$ -	$ -	$ -
2297	T610001299	368.0	$ -	$ -	$ -	$ -	$ -	$ -	$ -	$ -	$ -	$ -	$ -	$ -
2298	T610001299	369.0	$ -	$ -	$ -	$ -	$ -	$ -	$ -	$ -	$ -	$ -	$ -	$ -
2299	T610001300	367.1	$ -	$ -	$ -	$ -	$ -	$ -	$ -	$ -	$ -	$ -	$ -	$ -
2300	T610001300	368.0	$ -	$ -	$ -	$ -	$ -	$ -	$ -	$ -	$ -	$ -	$ -	$ -
2301	T610001300	369.0	$ -	$ -	$ -	$ -	$ -	$ -	$ -	$ -	$ -	$ -	$ -	$ -
2302	610001301	376.1	$ -	$ -	$ -	$ -	$ -	$ -	$ -	$ -	$ -	$ -	$ -	$ -
2303	610001301	376.2	$ -	$ -	$ -	$ -	$ -	$ -	$ -	$ -	$ -	$ -	$ -	$ -
2304	610001301	376.4	$ -	$ -	$ -	$ -	$ -	$ -	$ -	$ -	$ -	$ -	$ -	$ -
2305	610001301	380.0	$ -	$ -	$ -	$ -	$ -	$ -	$ -	$ -	$ -	$ -	$ -	$ -
2306	610001302	376.1	$ -	$ -	$ -	$ -	$ -	$ -	$ -	$ -	$ -	$ -	$ -	$ -

Sponsored by NMGC Witness Erik C. Buchanan

NEW MEXICO GAS COMPANY, INC.

Gross Balances
Base Period - 12 Months Ending March 31, 2023
Future Test Year - 12 Months Ending September 30, 2025

	A	B	Z	AA	AB	AC	AD	AE	AF	AG
1										
2			Balance	Balance	Balance	Balance	Balance	Balance	Balance	Balance
3	Investment Number / Beginning Balance	FERC Account	2/28/2025	3/31/2025	4/30/2025	5/31/2025	6/30/2025	7/31/2025	8/31/2025	9/30/2025
2258	T624001286	368.0	$ -	$ -	$ -	$ -	$ -	$ -	$ -	$ -
2259	T624001286	369.0	$ -	$ -	$ -	$ -	$ -	$ -	$ -	$ -
2260	T621001287	367.1	$ -	$ -	$ -	$ -	$ -	$ -	$ -	$ -
2261	T621001287	368.0	$ -	$ -	$ -	$ -	$ -	$ -	$ -	$ -
2262	T621001287	369.0	$ -	$ -	$ -	$ -	$ -	$ -	$ -	$ -
2263	T621001288	367.1	$ -	$ -	$ -	$ -	$ -	$ -	$ -	$ -
2264	T621001288	368.0	$ -	$ -	$ -	$ -	$ -	$ -	$ -	$ -
2265	T621001288	369.0	$ -	$ -	$ -	$ -	$ -	$ -	$ -	$ -
2266	T610001289	367.1	$ -	$ -	$ -	$ -	$ -	$ -	$ -	$ -
2267	T610001289	368.0	$ -	$ -	$ -	$ -	$ -	$ -	$ -	$ -
2268	T610001289	369.0	$ -	$ -	$ -	$ -	$ -	$ -	$ -	$ -
2269	T610001290	367.1	$ -	$ -	$ -	$ -	$ -	$ -	$ -	$ -
2270	T610001290	368.0	$ -	$ -	$ -	$ -	$ -	$ -	$ -	$ -
2271	T610001290	369.0	$ -	$ -	$ -	$ -	$ -	$ -	$ -	$ -
2272	T610001291	367.1	$ -	$ -	$ -	$ -	$ -	$ -	$ -	$ -
2273	T610001291	368.0	$ -	$ -	$ -	$ -	$ -	$ -	$ -	$ -
2274	T610001291	369.0	$ -	$ -	$ -	$ -	$ -	$ -	$ -	$ -
2275	T610001292	367.1	$ 37,744	$ 37,744	$ 37,744	$ 37,744	$ 37,744	$ 37,744	$ 37,744	$ 37,744
2276	T610001292	368.0	$ 5,392	$ 5,392	$ 5,392	$ 5,392	$ 5,392	$ 5,392	$ 5,392	$ 5,392
2277	T610001292	369.0	$ 10,784	$ 10,784	$ 10,784	$ 10,784	$ 10,784	$ 10,784	$ 10,784	$ 10,784
2278	T610001293	367.1	$ -	$ -	$ -	$ -	$ -	$ -	$ -	$ -
2279	T610001293	368.0	$ -	$ -	$ -	$ -	$ -	$ -	$ -	$ -
2280	T610001293	369.0	$ -	$ -	$ -	$ -	$ -	$ -	$ -	$ -
2281	T610001294	367.1	$ -	$ -	$ -	$ -	$ -	$ -	$ -	$ -
2282	T610001294	368.0	$ -	$ -	$ -	$ -	$ -	$ -	$ -	$ -
2283	T610001294	369.0	$ -	$ -	$ -	$ -	$ -	$ -	$ -	$ -
2284	T680001295	367.1	$ -	$ -	$ -	$ -	$ -	$ -	$ -	$ -
2285	T680001295	368.0	$ -	$ -	$ -	$ -	$ -	$ -	$ -	$ -
2286	T680001295	369.0	$ -	$ -	$ -	$ -	$ -	$ -	$ -	$ -
2287	T680001296	367.1	$ -	$ -	$ -	$ -	$ -	$ -	$ -	$ -
2288	T680001296	368.0	$ -	$ -	$ -	$ -	$ -	$ -	$ -	$ -
2289	T680001296	369.0	$ -	$ -	$ -	$ -	$ -	$ -	$ -	$ -
2290	T660001297	367.1	$ -	$ -	$ -	$ -	$ -	$ -	$ -	$ -
2291	T660001297	368.0	$ -	$ -	$ -	$ -	$ -	$ -	$ -	$ -
2292	T660001297	369.0	$ -	$ -	$ -	$ -	$ -	$ -	$ -	$ -
2293	T660001298	367.1	$ -	$ -	$ -	$ -	$ -	$ -	$ -	$ -
2294	T660001298	368.0	$ -	$ -	$ -	$ -	$ -	$ -	$ -	$ -
2295	T660001298	369.0	$ -	$ -	$ -	$ -	$ -	$ -	$ -	$ -
2296	T610001299	367.1	$ -	$ -	$ -	$ -	$ -	$ -	$ -	$ -
2297	T610001299	368.0	$ -	$ -	$ -	$ -	$ -	$ -	$ -	$ -
2298	T610001299	369.0	$ -	$ -	$ -	$ -	$ -	$ -	$ -	$ -
2299	T610001300	367.1	$ -	$ -	$ -	$ -	$ -	$ -	$ -	$ -
2300	T610001300	368.0	$ -	$ -	$ -	$ -	$ -	$ -	$ -	$ -
2301	T610001300	369.0	$ -	$ -	$ -	$ -	$ -	$ -	$ -	$ -
2302	610001301	376.1	$ -	$ -	$ -	$ -	$ -	$ -	$ -	$ -
2303	610001301	376.2	$ -	$ -	$ -	$ -	$ -	$ -	$ -	$ -
2304	610001301	376.4	$ -	$ -	$ -	$ -	$ -	$ -	$ -	$ -
2305	610001301	380.0	$ -	$ -	$ -	$ -	$ -	$ -	$ -	$ -
2306	610001302	376.1	$ -	$ -	$ -	$ -	$ -	$ -	$ -	$ -

Sponsored by NMGC Witness Erik C. Buchanan

NEW MEXICO GAS COMPANY, INC.

Gross Balances
Base Period - 12 Months Ending March 31, 2023
Future Test Year - 12 Months Ending September 30, 2025

	A	B	C	D	E	F	G	H	I	J	K	L	M
1			Adjusted Base Period										
2			Balance	Balance	Balance	Balance	Balance	Balance	Balance	Balance	Balance	Balance	Balance
3	Investment Number / Beginning Balance	FERC Account	3/31/2023	4/30/2023	5/31/2023	6/30/2023	7/31/2023	8/31/2023	9/30/2023	10/31/2023	11/30/2023	12/31/2023	1/31/2024
2307	610001302	376.2	$ -	$ -	$ -	$ -	$ -	$ -	$ -	$ -	$ -	$ -	$ -
2308	610001302	376.4	$ -	$ -	$ -	$ -	$ -	$ -	$ -	$ -	$ -	$ -	$ -
2309	610001302	380.0	$ -	$ -	$ -	$ -	$ -	$ -	$ -	$ -	$ -	$ -	$ -
2310	610001303	376.1	$ -	$ -	$ -	$ -	$ -	$ -	$ -	$ -	$ -	$ -	$ -
2311	610001303	376.2	$ -	$ -	$ -	$ -	$ -	$ -	$ -	$ -	$ -	$ -	$ -
2312	610001303	376.4	$ -	$ -	$ -	$ -	$ -	$ -	$ -	$ -	$ -	$ -	$ -
2313	610001303	380.0	$ -	$ -	$ -	$ -	$ -	$ -	$ -	$ -	$ -	$ -	$ -
2314	610001304	376.1	$ -	$ -	$ -	$ -	$ -	$ -	$ -	$ -	$ -	$ -	$ -
2315	610001304	376.2	$ -	$ -	$ -	$ -	$ -	$ -	$ -	$ -	$ -	$ -	$ -
2316	610001304	376.4	$ -	$ -	$ -	$ -	$ -	$ -	$ -	$ -	$ -	$ -	$ -
2317	610001304	380.0	$ -	$ -	$ -	$ -	$ -	$ -	$ -	$ -	$ -	$ -	$ -
2318	610001305	376.1	$ -	$ -	$ -	$ -	$ -	$ -	$ -	$ -	$ -	$ -	$ -
2319	610001305	376.2	$ -	$ -	$ -	$ -	$ -	$ -	$ -	$ -	$ -	$ -	$ -
2320	610001305	376.4	$ -	$ -	$ -	$ -	$ -	$ -	$ -	$ -	$ -	$ -	$ -
2321	610001305	380.0	$ -	$ -	$ -	$ -	$ -	$ -	$ -	$ -	$ -	$ -	$ -
2322	601001306	367.1	$ -	$ -	$ -	$ -	$ -	$ -	$ -	$ -	$ -	$ -	$ -
2323	601001306	368.0	$ -	$ -	$ -	$ -	$ -	$ -	$ -	$ -	$ -	$ -	$ -
2324	601001306	369.0	$ -	$ -	$ -	$ -	$ -	$ -	$ -	$ -	$ -	$ -	$ -
2325	601001307	303.3	$ -	$ -	$ -	$ -	$ -	$ -	$ -	$ -	$ -	$ -	$ -
2326	T610001308	367.1	$ -	$ -	$ -	$ -	$ -	$ -	$ -	$ -	$ -	$ -	$ -
2327	T610001308	368.0	$ -	$ -	$ -	$ -	$ -	$ -	$ -	$ -	$ -	$ -	$ -
2328	T610001308	369.0	$ -	$ -	$ -	$ -	$ -	$ -	$ -	$ -	$ -	$ -	$ -
2329	T624001309	367.1	$ -	$ -	$ -	$ -	$ -	$ -	$ -	$ -	$ -	$ -	$ -
2330	T624001309	368.0	$ -	$ -	$ -	$ -	$ -	$ -	$ -	$ -	$ -	$ -	$ -
2331	T624001309	369.0	$ -	$ -	$ -	$ -	$ -	$ -	$ -	$ -	$ -	$ -	$ -
2332	T624001310	367.1	$ -	$ -	$ -	$ -	$ -	$ -	$ -	$ -	$ -	$ -	$ -
2333	T624001310	368.0	$ -	$ -	$ -	$ -	$ -	$ -	$ -	$ -	$ -	$ -	$ -
2334	T624001310	369.0	$ -	$ -	$ -	$ -	$ -	$ -	$ -	$ -	$ -	$ -	$ -
2335	T624001311	367.1	$ -	$ -	$ -	$ -	$ -	$ -	$ -	$ -	$ -	$ -	$ -
2336	T624001311	368.0	$ -	$ -	$ -	$ -	$ -	$ -	$ -	$ -	$ -	$ -	$ -
2337	T624001311	369.0	$ -	$ -	$ -	$ -	$ -	$ -	$ -	$ -	$ -	$ -	$ -
2338	T660001312	367.1	$ -	$ -	$ -	$ -	$ -	$ -	$ -	$ -	$ -	$ -	$ -
2339	T660001312	368.0	$ -	$ -	$ -	$ -	$ -	$ -	$ -	$ -	$ -	$ -	$ -
2340	T660001312	369.0	$ -	$ -	$ -	$ -	$ -	$ -	$ -	$ -	$ -	$ -	$ -
2341	601001313	390.0	$ -	$ -	$ -	$ 406,113	$ 406,113	$ 406,113	$ 406,113	$ 406,113	$ 406,113	$ 406,113	$ 406,113
2342	601001314	303.3	$ -	$ -	$ -	$ -	$ -	$ -	$ -	$ -	$ -	$ -	$ -
2343	T660001315	367.1	$ -	$ -	$ -	$ -	$ -	$ -	$ -	$ -	$ -	$ -	$ -
2344	T660001315	368.0	$ -	$ -	$ -	$ -	$ -	$ -	$ -	$ -	$ -	$ -	$ -
2345	T660001315	369.0	$ -	$ -	$ -	$ -	$ -	$ -	$ -	$ -	$ -	$ -	$ -
2346	T624001316	367.1	$ -	$ -	$ -	$ -	$ -	$ -	$ -	$ -	$ -	$ -	$ -
2347	T624001316	368.0	$ -	$ -	$ -	$ -	$ -	$ -	$ -	$ -	$ -	$ -	$ -
2348	T624001316	369.0	$ -	$ -	$ -	$ -	$ -	$ -	$ -	$ -	$ -	$ -	$ -
2349	605001317	376.1	$ -	$ -	$ -	$ -	$ -	$ -	$ -	$ -	$ -	$ -	$ -
2350	605001317	376.2	$ -	$ -	$ -	$ -	$ -	$ -	$ -	$ -	$ -	$ -	$ -
2351	605001317	376.4	$ -	$ -	$ -	$ -	$ -	$ -	$ -	$ -	$ -	$ -	$ -
2352	605001317	380.0	$ -	$ -	$ -	$ -	$ -	$ -	$ -	$ -	$ -	$ -	$ -
2353	T680001318	367.1	$ -	$ -	$ -	$ -	$ -	$ -	$ -	$ -	$ -	$ -	$ -
2354	T680001318	368.0	$ -	$ -	$ -	$ -	$ -	$ -	$ -	$ -	$ -	$ -	$ -
2355	T680001318	369.0	$ -	$ -	$ -	$ -	$ -	$ -	$ -	$ -	$ -	$ -	$ -

Sponsored by NMGC Witness Erik C. Buchanan

WP Plant 3 Gross Balances

NEW MEXICO GAS COMPANY, INC.

Gross Balances
Base Period - 12 Months Ending March 31, 2023
Future Test Year - 12 Months Ending September 30, 2025

	A	B	N	O	P	Q	R	S	T	U	V	W	X	Y
1														
2			Balance	Balance	Balance	Balance	Balance	Balance	Balance	Balance	Balance	Balance	Balance	Balance
3	Investment Number / Beginning Balance	FERC Account	2/29/2024	3/31/2024	4/30/2024	5/31/2024	6/30/2024	7/31/2024	8/31/2024	9/30/2024	10/31/2024	11/30/2024	12/31/2024	1/31/2025
2307	610001302	376.2	$ -	$ -	$ -	$ -	$ -	$ -	$ -	$ -	$ -	$ -	$ -	$ -
2308	610001302	376.4	$ -	$ -	$ -	$ -	$ -	$ -	$ -	$ -	$ -	$ -	$ -	$ -
2309	610001302	380.0	$ -	$ -	$ -	$ -	$ -	$ -	$ -	$ -	$ -	$ -	$ -	$ -
2310	610001303	376.1	$ -	$ -	$ -	$ -	$ -	$ -	$ -	$ -	$ -	$ -	$ -	$ -
2311	610001303	376.2	$ -	$ -	$ -	$ -	$ -	$ -	$ -	$ -	$ -	$ -	$ -	$ -
2312	610001303	376.4	$ -	$ -	$ -	$ -	$ -	$ -	$ -	$ -	$ -	$ -	$ -	$ -
2313	610001303	380.0	$ -	$ -	$ -	$ -	$ -	$ -	$ -	$ -	$ -	$ -	$ -	$ -
2314	610001304	376.1	$ -	$ -	$ -	$ -	$ -	$ -	$ -	$ -	$ -	$ -	$ -	$ -
2315	610001304	376.2	$ -	$ -	$ -	$ -	$ -	$ -	$ -	$ -	$ -	$ -	$ -	$ -
2316	610001304	376.4	$ -	$ -	$ -	$ -	$ -	$ -	$ -	$ -	$ -	$ -	$ -	$ -
2317	610001304	380.0	$ -	$ -	$ -	$ -	$ -	$ -	$ -	$ -	$ -	$ -	$ -	$ -
2318	610001305	376.1	$ -	$ -	$ -	$ -	$ -	$ -	$ -	$ -	$ -	$ -	$ -	$ -
2319	610001305	376.2	$ -	$ -	$ -	$ -	$ -	$ -	$ -	$ -	$ -	$ -	$ -	$ -
2320	610001305	376.4	$ -	$ -	$ -	$ -	$ -	$ -	$ -	$ -	$ -	$ -	$ -	$ -
2321	610001305	380.0	$ -	$ -	$ -	$ -	$ -	$ -	$ -	$ -	$ -	$ -	$ -	$ -
2322	601001306	367.1	$ -	$ -	$ -	$ -	$ -	$ -	$ -	$ -	$ -	$ -	$ -	$ -
2323	601001306	368.0	$ -	$ -	$ -	$ -	$ -	$ -	$ -	$ -	$ -	$ -	$ -	$ -
2324	601001306	369.0	$ -	$ -	$ -	$ -	$ -	$ -	$ -	$ -	$ -	$ -	$ -	$ -
2325	601001307	303.3	$ -	$ -	$ -	$ -	$ -	$ -	$ -	$ -	$ -	$ -	$ -	$ -
2326	T610001308	367.1	$ -	$ -	$ -	$ -	$ -	$ -	$ -	$ -	$ -	$ -	$ -	$ -
2327	T610001308	368.0	$ -	$ -	$ -	$ -	$ -	$ -	$ -	$ -	$ -	$ -	$ -	$ -
2328	T610001308	369.0	$ -	$ -	$ -	$ -	$ -	$ -	$ -	$ -	$ -	$ -	$ -	$ -
2329	T624001309	367.1	$ -	$ -	$ -	$ -	$ -	$ 538,446	$ 538,446	$ 538,446	$ 538,446	$ 538,446	$ 538,446	$ 538,446
2330	T624001309	368.0	$ -	$ -	$ -	$ -	$ -	$ 76,921	$ 76,921	$ 76,921	$ 76,921	$ 76,921	$ 76,921	$ 76,921
2331	T624001309	369.0	$ -	$ -	$ -	$ -	$ -	$ 153,842	$ 153,842	$ 153,842	$ 153,842	$ 153,842	$ 153,842	$ 153,842
2332	T624001310	367.1	$ -	$ -	$ -	$ -	$ -	$ -	$ -	$ -	$ -	$ -	$ -	$ -
2333	T624001310	368.0	$ -	$ -	$ -	$ -	$ -	$ -	$ -	$ -	$ -	$ -	$ -	$ -
2334	T624001310	369.0	$ -	$ -	$ -	$ -	$ -	$ -	$ -	$ -	$ -	$ -	$ -	$ -
2335	T624001311	367.1	$ -	$ -	$ -	$ -	$ -	$ -	$ -	$ -	$ -	$ -	$ -	$ -
2336	T624001311	368.0	$ -	$ -	$ -	$ -	$ -	$ -	$ -	$ -	$ -	$ -	$ -	$ -
2337	T624001311	369.0	$ -	$ -	$ -	$ -	$ -	$ -	$ -	$ -	$ -	$ -	$ -	$ -
2338	T660001312	367.1	$ -	$ -	$ -	$ -	$ -	$ -	$ -	$ -	$ -	$ -	$ -	$ -
2339	T660001312	368.0	$ -	$ -	$ -	$ -	$ -	$ -	$ -	$ -	$ -	$ -	$ -	$ -
2340	T660001312	369.0	$ -	$ -	$ -	$ -	$ -	$ -	$ -	$ -	$ -	$ -	$ -	$ -
2341	601001313	390.0	$ 406,113	$ 406,113	$ 406,113	$ 406,113	$ 406,113	$ 406,113	$ 406,113	$ 406,113	$ 406,113	$ 406,113	$ 406,113	$ 406,113
2342	601001314	303.3	$ -	$ -	$ -	$ -	$ -	$ -	$ -	$ -	$ -	$ -	$ -	$ -
2343	T660001315	367.1	$ -	$ -	$ -	$ -	$ -	$ -	$ -	$ -	$ -	$ -	$ -	$ -
2344	T660001315	368.0	$ -	$ -	$ -	$ -	$ -	$ -	$ -	$ -	$ -	$ -	$ -	$ -
2345	T660001315	369.0	$ -	$ -	$ -	$ -	$ -	$ -	$ -	$ -	$ -	$ -	$ -	$ -
2346	T624001316	367.1	$ -	$ -	$ -	$ -	$ -	$ -	$ -	$ -	$ -	$ -	$ -	$ -
2347	T624001316	368.0	$ -	$ -	$ -	$ -	$ -	$ -	$ -	$ -	$ -	$ -	$ -	$ -
2348	T624001316	369.0	$ -	$ -	$ -	$ -	$ -	$ -	$ -	$ -	$ -	$ -	$ -	$ -
2349	605001317	376.1	$ -	$ -	$ -	$ -	$ -	$ -	$ -	$ -	$ -	$ -	$ -	$ -
2350	605001317	376.2	$ -	$ -	$ -	$ -	$ -	$ -	$ -	$ -	$ -	$ -	$ -	$ -
2351	605001317	376.4	$ -	$ -	$ -	$ -	$ -	$ -	$ -	$ -	$ -	$ -	$ -	$ -
2352	605001317	380.0	$ -	$ -	$ -	$ -	$ -	$ -	$ -	$ -	$ -	$ -	$ -	$ -
2353	T680001318	367.1	$ -	$ -	$ -	$ -	$ -	$ -	$ -	$ -	$ -	$ -	$ -	$ -
2354	T680001318	368.0	$ -	$ -	$ -	$ -	$ -	$ -	$ -	$ -	$ -	$ -	$ -	$ -
2355	T680001318	369.0	$ -	$ -	$ -	$ -	$ -	$ -	$ -	$ -	$ -	$ -	$ -	$ -

Sponsored by NMGC Witness Erik C. Buchanan

NEW MEXICO GAS COMPANY, INC.

Gross Balances
Base Period - 12 Months Ending March 31, 2023
Future Test Year - 12 Months Ending September 30, 2025

	A	B	Z	AA	AB	AC	AD	AE	AF	AG
1										
2			Balance	Balance	Balance	Balance	Balance	Balance	Balance	Balance
3	Investment Number / Beginning Balance	FERC Account	2/28/2025	3/31/2025	4/30/2025	5/31/2025	6/30/2025	7/31/2025	8/31/2025	9/30/2025
2307	610001302	376.2	$ -	$ -	$ -	$ -	$ -	$ -	$ -	$ -
2308	610001302	376.4	$ -	$ -	$ -	$ -	$ -	$ -	$ -	$ -
2309	610001302	380.0	$ -	$ -	$ -	$ -	$ -	$ -	$ -	$ -
2310	610001303	376.1	$ -	$ -	$ -	$ -	$ -	$ -	$ -	$ -
2311	610001303	376.2	$ -	$ -	$ -	$ -	$ -	$ -	$ -	$ -
2312	610001303	376.4	$ -	$ -	$ -	$ -	$ -	$ -	$ -	$ -
2313	610001303	380.0	$ -	$ -	$ -	$ -	$ -	$ -	$ -	$ -
2314	610001304	376.1	$ -	$ -	$ -	$ -	$ -	$ -	$ -	$ -
2315	610001304	376.2	$ -	$ -	$ -	$ -	$ -	$ -	$ -	$ -
2316	610001304	376.4	$ -	$ -	$ -	$ -	$ -	$ -	$ -	$ -
2317	610001304	380.0	$ -	$ -	$ -	$ -	$ -	$ -	$ -	$ -
2318	610001305	376.1	$ -	$ -	$ -	$ -	$ -	$ -	$ -	$ -
2319	610001305	376.2	$ -	$ -	$ -	$ -	$ -	$ -	$ -	$ -
2320	610001305	376.4	$ -	$ -	$ -	$ -	$ -	$ -	$ -	$ -
2321	610001305	380.0	$ -	$ -	$ -	$ -	$ -	$ -	$ -	$ -
2322	601001306	367.1	$ -	$ -	$ -	$ -	$ -	$ -	$ -	$ -
2323	601001306	368.0	$ -	$ -	$ -	$ -	$ -	$ -	$ -	$ -
2324	601001306	369.0	$ -	$ -	$ -	$ -	$ -	$ -	$ -	$ -
2325	601001307	303.3	$ -	$ -	$ -	$ -	$ -	$ -	$ -	$ -
2326	T610001308	367.1	$ -	$ -	$ -	$ -	$ -	$ -	$ -	$ -
2327	T610001308	368.0	$ -	$ -	$ -	$ -	$ -	$ -	$ -	$ -
2328	T610001308	369.0	$ -	$ -	$ -	$ -	$ -	$ -	$ -	$ -
2329	T624001309	367.1	$ 538,446	$ 538,446	$ 538,446	$ 538,446	$ 538,446	$ 538,446	$ 538,446	$ 538,446
2330	T624001309	368.0	$ 76,921	$ 76,921	$ 76,921	$ 76,921	$ 76,921	$ 76,921	$ 76,921	$ 76,921
2331	T624001309	369.0	$ 153,842	$ 153,842	$ 153,842	$ 153,842	$ 153,842	$ 153,842	$ 153,842	$ 153,842
2332	T624001310	367.1	$ -	$ -	$ -	$ -	$ -	$ -	$ -	$ -
2333	T624001310	368.0	$ -	$ -	$ -	$ -	$ -	$ -	$ -	$ -
2334	T624001310	369.0	$ -	$ -	$ -	$ -	$ -	$ -	$ -	$ -
2335	T624001311	367.1	$ -	$ -	$ -	$ -	$ -	$ -	$ -	$ -
2336	T624001311	368.0	$ -	$ -	$ -	$ -	$ -	$ -	$ -	$ -
2337	T624001311	369.0	$ -	$ -	$ -	$ -	$ -	$ -	$ -	$ -
2338	T660001312	367.1	$ -	$ -	$ -	$ -	$ -	$ -	$ -	$ -
2339	T660001312	368.0	$ -	$ -	$ -	$ -	$ -	$ -	$ -	$ -
2340	T660001312	369.0	$ -	$ -	$ -	$ -	$ -	$ -	$ -	$ -
2341	601001313	390.0	$ 406,113	$ 406,113	$ 406,113	$ 406,113	$ 406,113	$ 406,113	$ 406,113	$ 406,113
2342	601001314	303.3	$ -	$ -	$ -	$ -	$ -	$ -	$ -	$ -
2343	T660001315	367.1	$ -	$ -	$ -	$ -	$ -	$ -	$ -	$ -
2344	T660001315	368.0	$ -	$ -	$ -	$ -	$ -	$ -	$ -	$ -
2345	T660001315	369.0	$ -	$ -	$ -	$ -	$ -	$ -	$ -	$ -
2346	T624001316	367.1	$ -	$ -	$ -	$ -	$ -	$ -	$ -	$ -
2347	T624001316	368.0	$ -	$ -	$ -	$ -	$ -	$ -	$ -	$ -
2348	T624001316	369.0	$ -	$ -	$ -	$ -	$ -	$ -	$ -	$ -
2349	605001317	376.1	$ -	$ -	$ -	$ -	$ -	$ -	$ -	$ -
2350	605001317	376.2	$ -	$ -	$ -	$ -	$ -	$ -	$ -	$ -
2351	605001317	376.4	$ -	$ -	$ -	$ -	$ -	$ -	$ -	$ -
2352	605001317	380.0	$ -	$ -	$ -	$ -	$ -	$ -	$ -	$ -
2353	T680001318	367.1	$ -	$ -	$ -	$ -	$ -	$ -	$ -	$ -
2354	T680001318	368.0	$ -	$ -	$ -	$ -	$ -	$ -	$ -	$ -
2355	T680001318	369.0	$ -	$ -	$ -	$ -	$ -	$ -	$ -	$ -

Sponsored by NMGC Witness Erik C. Buchanan

NEW MEXICO GAS COMPANY, INC.

Gross Balances
Base Period - 12 Months Ending March 31, 2023
Future Test Year - 12 Months Ending September 30, 2025

	A	B	C	D	E	F	G	H	I	J	K	L	M
1			Adjusted Base Period										
2			Balance	Balance	Balance	Balance	Balance	Balance	Balance	Balance	Balance	Balance	Balance
3	Investment Number / Beginning Balance	FERC Account	3/31/2023	4/30/2023	5/31/2023	6/30/2023	7/31/2023	8/31/2023	9/30/2023	10/31/2023	11/30/2023	12/31/2023	1/31/2024
2356	T624001319	367.1	$ -	$ 111	$ 111	$ 111	$ 111	$ 111	$ 111	$ 111	$ 111	$ 111	$ 111
2357	660001320	390.0	$ -	$ -	$ -	$ -	$ -	$ -	$ -	$ -	$ -	$ -	$ -
2358	667001321	376.1	$ -	$ -	$ -	$ -	$ -	$ -	$ -	$ -	$ -	$ -	$ -
2359	667001321	376.2	$ -	$ -	$ -	$ -	$ -	$ -	$ -	$ -	$ -	$ -	$ -
2360	667001321	376.4	$ -	$ -	$ -	$ -	$ -	$ -	$ -	$ -	$ -	$ -	$ -
2361	627001323	303.3	$ -	$ -	$ -	$ -	$ -	$ -	$ -	$ -	$ -	$ -	$ -
2362	T660001324	369.0	$ -	$ -	$ -	$ -	$ -	$ -	$ -	$ -	$ -	$ -	$ -
2363	625001325	390.0	$ -	$ -	$ -	$ -	$ -	$ -	$ -	$ -	$ -	$ -	$ -
2364	T680001326	367.1	$ -	$ -	$ -	$ -	$ -	$ -	$ -	$ -	$ -	$ -	$ -
2365	T680001326	368.0	$ -	$ -	$ -	$ -	$ -	$ -	$ -	$ -	$ -	$ -	$ -
2366	T680001326	369.0	$ -	$ -	$ -	$ -	$ -	$ -	$ -	$ -	$ -	$ -	$ -
2367	627001327	376.1	$ -	$ -	$ -	$ -	$ -	$ -	$ -	$ -	$ -	$ -	$ -
2368	627001327	376.2	$ -	$ -	$ -	$ -	$ -	$ -	$ -	$ -	$ -	$ -	$ -
2369	627001327	376.4	$ -	$ -	$ -	$ -	$ -	$ -	$ -	$ -	$ -	$ -	$ -
2370	627001327	380.0	$ -	$ -	$ -	$ -	$ -	$ -	$ -	$ -	$ -	$ -	$ -
2371	T610001328	368.0	$ -	$ -	$ -	$ -	$ -	$ -	$ -	$ -	$ -	$ -	$ -
2372	T610001328	369.0	$ -	$ -	$ -	$ -	$ -	$ -	$ -	$ -	$ -	$ -	$ -
2373	610001329	376.1	$ -	$ -	$ -	$ -	$ -	$ -	$ -	$ -	$ -	$ -	$ -
2374	610001329	376.2	$ -	$ -	$ -	$ -	$ -	$ -	$ -	$ -	$ -	$ -	$ -
2375	610001329	376.4	$ -	$ -	$ -	$ -	$ -	$ -	$ -	$ -	$ -	$ -	$ -
2376	610001329	380.0	$ -	$ -	$ -	$ -	$ -	$ -	$ -	$ -	$ -	$ -	$ -
2377	634001330	390.0	$ -	$ -	$ -	$ -	$ -	$ -	$ -	$ -	$ -	$ -	$ -
2378	627001331	390.0	$ -	$ -	$ -	$ -	$ -	$ -	$ -	$ -	$ -	$ -	$ -
2379	610001332	367.1	$ -	$ -	$ -	$ -	$ -	$ -	$ -	$ -	$ -	$ -	$ -
2380	610001332	368.0	$ -	$ -	$ -	$ -	$ -	$ -	$ -	$ -	$ -	$ -	$ -
2381	610001332	369.0	$ -	$ -	$ -	$ -	$ -	$ -	$ -	$ -	$ -	$ -	$ -
2382	680001333	376.1	$ -	$ -	$ -	$ -	$ -	$ -	$ -	$ -	$ -	$ -	$ -
2383	680001333	376.2	$ -	$ -	$ -	$ -	$ -	$ -	$ -	$ -	$ -	$ -	$ -
2384	680001333	376.4	$ -	$ -	$ -	$ -	$ -	$ -	$ -	$ -	$ -	$ -	$ -
2385	632001334	390.0	$ -	$ -	$ -	$ -	$ -	$ -	$ -	$ -	$ -	$ -	$ -
2386	T624001335	368.0	$ -	$ -	$ -	$ -	$ -	$ -	$ -	$ -	$ -	$ -	$ -
2387	T624001335	369.0	$ -	$ -	$ -	$ -	$ -	$ -	$ -	$ -	$ -	$ -	$ -
2388	T610001336	367.1	$ -	$ -	$ -	$ -	$ -	$ -	$ -	$ -	$ -	$ -	$ -
2389	T610001336	368.0	$ -	$ -	$ -	$ -	$ -	$ -	$ -	$ -	$ -	$ -	$ -
2390	T610001336	369.0	$ -	$ -	$ -	$ -	$ -	$ -	$ -	$ -	$ -	$ -	$ -
2391	T624001337	368.0	$ -	$ -	$ -	$ -	$ -	$ -	$ -	$ -	$ -	$ -	$ -
2392	T624001337	369.0	$ -	$ -	$ -	$ -	$ -	$ -	$ -	$ -	$ -	$ -	$ -
2393	T624001338	368.0	$ -	$ -	$ -	$ -	$ -	$ -	$ -	$ -	$ -	$ -	$ -
2394	T624001338	369.0	$ -	$ -	$ -	$ -	$ -	$ -	$ -	$ -	$ -	$ -	$ -
2395	610001339	376.1	$ -	$ -	$ -	$ -	$ -	$ -	$ -	$ -	$ -	$ -	$ -
2396	610001339	376.2	$ -	$ -	$ -	$ -	$ -	$ -	$ -	$ -	$ -	$ -	$ -
2397	610001339	376.4	$ -	$ -	$ -	$ -	$ -	$ -	$ -	$ -	$ -	$ -	$ -
2398	T624001340	368.0	$ -	$ -	$ -	$ -	$ -	$ -	$ -	$ -	$ -	$ -	$ -
2399	T624001340	369.0	$ -	$ -	$ -	$ -	$ -	$ -	$ -	$ -	$ -	$ -	$ -
2400	601001342	368.0	$ -	$ -	$ -	$ -	$ -	$ -	$ -	$ -	$ -	$ -	$ -
2401	601001342	369.0	$ -	$ -	$ -	$ -	$ -	$ -	$ -	$ -	$ -	$ -	$ -
2402	627001343	380.0	$ -	$ -	$ -	$ 2,125	$ 2,125	$ 2,125	$ 6,903	$ 6,903	$ 6,903	$ 17,752	$ 17,752
2403	627001343	380.1	$ -	$ -	$ -	$ 955	$ 955	$ 955	$ 3,101	$ 3,101	$ 3,101	$ 7,975	$ 7,975
2404	T621001344	367.1	$ -	$ -	$ -	$ -	$ -	$ -	$ -	$ -	$ -	$ -	$ -

Sponsored by NMGC Witness Erik C. Buchanan

NEW MEXICO GAS COMPANY, INC.

Gross Balances
Base Period - 12 Months Ending March 31, 2023
Future Test Year - 12 Months Ending September 30, 2025

	A	B	N	O	P	Q	R	S	T	U	V	W	X	Y
1														
2			Balance	Balance	Balance	Balance	Balance	Balance	Balance	Balance	Balance	Balance	Balance	Balance
3	Investment Number / Beginning Balance	FERC Account	2/29/2024	3/31/2024	4/30/2024	5/31/2024	6/30/2024	7/31/2024	8/31/2024	9/30/2024	10/31/2024	11/30/2024	12/31/2024	1/31/2025
2356	T624001319	367.1	$ 111	$ 111	$ 111	$ 111	$ 111	$ 111	$ 111	$ 111	$ 111	$ 111	$ 111	$ 111
2357	660001320	390.0	$ -	$ -	$ -	$ -	$ -	$ -	$ -	$ -	$ -	$ -	$ -	$ -
2358	667001321	376.1	$ -	$ -	$ -	$ -	$ -	$ -	$ -	$ -	$ -	$ -	$ -	$ -
2359	667001321	376.2	$ -	$ -	$ -	$ -	$ -	$ -	$ -	$ -	$ -	$ -	$ -	$ -
2360	667001321	376.4	$ -	$ -	$ -	$ -	$ -	$ -	$ -	$ -	$ -	$ -	$ -	$ -
2361	627001323	303.3	$ -	$ -	$ -	$ -	$ -	$ -	$ -	$ -	$ -	$ -	$ -	$ -
2362	T660001324	369.0	$ -	$ -	$ -	$ -	$ -	$ -	$ -	$ -	$ -	$ -	$ -	$ -
2363	625001325	390.0	$ -	$ -	$ -	$ -	$ -	$ -	$ -	$ -	$ -	$ -	$ -	$ -
2364	T680001326	367.1	$ -	$ -	$ -	$ -	$ -	$ -	$ -	$ -	$ -	$ -	$ -	$ -
2365	T680001326	368.0	$ -	$ -	$ -	$ -	$ -	$ -	$ -	$ -	$ -	$ -	$ -	$ -
2366	T680001326	369.0	$ -	$ -	$ -	$ -	$ -	$ -	$ -	$ -	$ -	$ -	$ -	$ -
2367	627001327	376.1	$ -	$ -	$ -	$ -	$ -	$ -	$ -	$ -	$ -	$ -	$ -	$ -
2368	627001327	376.2	$ -	$ -	$ -	$ -	$ -	$ -	$ -	$ -	$ -	$ -	$ -	$ -
2369	627001327	376.4	$ -	$ -	$ -	$ -	$ -	$ -	$ -	$ -	$ -	$ -	$ -	$ -
2370	627001327	380.0	$ -	$ -	$ -	$ -	$ -	$ -	$ -	$ -	$ -	$ -	$ -	$ -
2371	T610001328	368.0	$ -	$ -	$ -	$ -	$ -	$ -	$ -	$ -	$ -	$ -	$ -	$ -
2372	T610001328	369.0	$ -	$ -	$ -	$ -	$ -	$ -	$ -	$ -	$ -	$ -	$ -	$ -
2373	610001329	376.1	$ -	$ -	$ -	$ -	$ -	$ -	$ -	$ -	$ -	$ -	$ -	$ -
2374	610001329	376.2	$ -	$ -	$ -	$ -	$ -	$ -	$ -	$ -	$ -	$ -	$ -	$ -
2375	610001329	376.4	$ -	$ -	$ -	$ -	$ -	$ -	$ -	$ -	$ -	$ -	$ -	$ -
2376	610001329	380.0	$ -	$ -	$ -	$ -	$ -	$ -	$ -	$ -	$ -	$ -	$ -	$ -
2377	634001330	390.0	$ -	$ -	$ -	$ -	$ -	$ -	$ -	$ -	$ -	$ -	$ -	$ -
2378	627001331	390.0	$ -	$ -	$ -	$ -	$ -	$ -	$ -	$ -	$ -	$ -	$ -	$ -
2379	610001332	367.1	$ -	$ -	$ -	$ -	$ -	$ -	$ -	$ -	$ -	$ -	$ -	$ -
2380	610001332	368.0	$ -	$ -	$ -	$ -	$ -	$ -	$ -	$ -	$ -	$ -	$ -	$ -
2381	610001332	369.0	$ -	$ -	$ -	$ -	$ -	$ -	$ -	$ -	$ -	$ -	$ -	$ -
2382	680001333	376.1	$ -	$ -	$ -	$ -	$ -	$ -	$ -	$ -	$ -	$ -	$ -	$ -
2383	680001333	376.2	$ -	$ -	$ -	$ -	$ -	$ -	$ -	$ -	$ -	$ -	$ -	$ -
2384	680001333	376.4	$ -	$ -	$ -	$ -	$ -	$ -	$ -	$ -	$ -	$ -	$ -	$ -
2385	632001334	390.0	$ -	$ -	$ -	$ -	$ -	$ -	$ -	$ -	$ -	$ -	$ -	$ -
2386	T624001335	368.0	$ -	$ -	$ -	$ -	$ -	$ -	$ -	$ -	$ -	$ -	$ -	$ -
2387	T624001335	369.0	$ -	$ -	$ -	$ -	$ -	$ -	$ -	$ -	$ -	$ -	$ -	$ -
2388	T610001336	367.1	$ -	$ -	$ -	$ -	$ -	$ -	$ -	$ -	$ -	$ -	$ -	$ -
2389	T610001336	368.0	$ -	$ -	$ -	$ -	$ -	$ -	$ -	$ -	$ -	$ -	$ -	$ -
2390	T610001336	369.0	$ -	$ -	$ -	$ -	$ -	$ -	$ -	$ -	$ -	$ -	$ -	$ -
2391	T624001337	368.0	$ -	$ -	$ -	$ -	$ -	$ -	$ -	$ -	$ -	$ -	$ -	$ -
2392	T624001337	369.0	$ -	$ -	$ -	$ -	$ -	$ -	$ -	$ -	$ -	$ -	$ -	$ -
2393	T624001338	368.0	$ -	$ -	$ -	$ -	$ -	$ -	$ -	$ -	$ -	$ -	$ -	$ -
2394	T624001338	369.0	$ -	$ -	$ -	$ -	$ -	$ -	$ -	$ -	$ -	$ -	$ -	$ -
2395	610001339	376.1	$ -	$ -	$ -	$ -	$ -	$ -	$ -	$ -	$ -	$ -	$ -	$ -
2396	610001339	376.2	$ -	$ -	$ -	$ -	$ -	$ -	$ -	$ -	$ -	$ -	$ -	$ -
2397	610001339	376.4	$ -	$ -	$ -	$ -	$ -	$ -	$ -	$ -	$ -	$ -	$ -	$ -
2398	T624001340	368.0	$ -	$ -	$ -	$ -	$ -	$ -	$ -	$ -	$ -	$ -	$ -	$ -
2399	T624001340	369.0	$ -	$ -	$ -	$ -	$ -	$ -	$ -	$ -	$ -	$ -	$ -	$ -
2400	601001342	368.0	$ -	$ -	$ -	$ -	$ -	$ -	$ -	$ -	$ -	$ -	$ -	$ -
2401	601001342	369.0	$ -	$ -	$ -	$ -	$ -	$ -	$ -	$ -	$ -	$ -	$ -	$ -
2402	627001343	380.0	$ 17,752	$ 19,789	$ 19,789	$ 19,789	$ 23,229	$ 23,229	$ 23,229	$ 27,240	$ 27,240	$ 27,240	$ 39,561	$ 39,561
2403	627001343	380.1	$ 7,975	$ 8,891	$ 8,891	$ 8,891	$ 10,436	$ 10,436	$ 10,436	$ 12,238	$ 12,238	$ 12,238	$ 17,774	$ 17,774
2404	T621001344	367.1	$ -	$ -	$ -	$ -	$ -	$ -	$ -	$ -	$ -	$ -	$ -	$ -

Sponsored by NMGC Witness Erik C. Buchanan

NEW MEXICO GAS COMPANY, INC.

Gross Balances
Base Period - 12 Months Ending March 31, 2023
Future Test Year - 12 Months Ending September 30, 2025

	A	B	Z	AA	AB	AC	AD	AE	AF	AG
1										
2			Balance	Balance	Balance	Balance	Balance	Balance	Balance	Balance
3	Investment Number / Beginning Balance	FERC Account	2/28/2025	3/31/2025	4/30/2025	5/31/2025	6/30/2025	7/31/2025	8/31/2025	9/30/2025
2356	T624001319	367.1	$ 111	$ 111	$ 111	$ 111	$ 111	$ 111	$ 111	$ 111
2357	660001320	390.0	$ -	$ -	$ -	$ -	$ -	$ -	$ -	$ -
2358	667001321	376.1	$ -	$ -	$ -	$ -	$ -	$ -	$ -	$ -
2359	667001321	376.2	$ -	$ -	$ -	$ -	$ -	$ -	$ -	$ -
2360	667001321	376.4	$ -	$ -	$ -	$ -	$ -	$ -	$ -	$ -
2361	627001323	303.3	$ -	$ -	$ -	$ -	$ -	$ -	$ -	$ -
2362	T660001324	369.0	$ -	$ -	$ -	$ -	$ -	$ -	$ -	$ -
2363	625001325	390.0	$ -	$ -	$ -	$ -	$ -	$ -	$ -	$ -
2364	T680001326	367.1	$ -	$ -	$ -	$ -	$ -	$ -	$ -	$ -
2365	T680001326	368.0	$ -	$ -	$ -	$ -	$ -	$ -	$ -	$ -
2366	T680001326	369.0	$ -	$ -	$ -	$ -	$ -	$ -	$ -	$ -
2367	627001327	376.1	$ -	$ -	$ -	$ -	$ -	$ -	$ -	$ -
2368	627001327	376.2	$ -	$ -	$ -	$ -	$ -	$ -	$ -	$ -
2369	627001327	376.4	$ -	$ -	$ -	$ -	$ -	$ -	$ -	$ -
2370	627001327	380.0	$ -	$ -	$ -	$ -	$ -	$ -	$ -	$ -
2371	T610001328	368.0	$ -	$ -	$ -	$ -	$ -	$ -	$ -	$ -
2372	T610001328	369.0	$ -	$ -	$ -	$ -	$ -	$ -	$ -	$ -
2373	610001329	376.1	$ -	$ -	$ -	$ -	$ -	$ -	$ -	$ -
2374	610001329	376.2	$ -	$ -	$ -	$ -	$ -	$ -	$ -	$ -
2375	610001329	376.4	$ -	$ -	$ -	$ -	$ -	$ -	$ -	$ -
2376	610001329	380.0	$ -	$ -	$ -	$ -	$ -	$ -	$ -	$ -
2377	634001330	390.0	$ -	$ -	$ -	$ -	$ -	$ -	$ -	$ -
2378	627001331	390.0	$ -	$ -	$ -	$ -	$ -	$ -	$ -	$ -
2379	610001332	367.1	$ -	$ -	$ -	$ -	$ -	$ -	$ -	$ -
2380	610001332	368.0	$ -	$ -	$ -	$ -	$ -	$ -	$ -	$ -
2381	610001332	369.0	$ -	$ -	$ -	$ -	$ -	$ -	$ -	$ -
2382	680001333	376.1	$ -	$ -	$ -	$ -	$ -	$ -	$ -	$ -
2383	680001333	376.2	$ -	$ -	$ -	$ -	$ -	$ -	$ -	$ -
2384	680001333	376.4	$ -	$ -	$ -	$ -	$ -	$ -	$ -	$ -
2385	632001334	390.0	$ -	$ -	$ -	$ -	$ -	$ -	$ -	$ -
2386	T624001335	368.0	$ -	$ -	$ -	$ -	$ -	$ -	$ -	$ -
2387	T624001335	369.0	$ -	$ -	$ -	$ -	$ -	$ -	$ -	$ -
2388	T610001336	367.1	$ -	$ -	$ -	$ -	$ -	$ -	$ -	$ -
2389	T610001336	368.0	$ -	$ -	$ -	$ -	$ -	$ -	$ -	$ -
2390	T610001336	369.0	$ -	$ -	$ -	$ -	$ -	$ -	$ -	$ -
2391	T624001337	368.0	$ -	$ -	$ -	$ -	$ -	$ -	$ -	$ -
2392	T624001337	369.0	$ -	$ -	$ -	$ -	$ -	$ -	$ -	$ -
2393	T624001338	368.0	$ -	$ -	$ -	$ -	$ -	$ -	$ -	$ -
2394	T624001338	369.0	$ -	$ -	$ -	$ -	$ -	$ -	$ -	$ -
2395	610001339	376.1	$ -	$ -	$ -	$ -	$ -	$ -	$ -	$ -
2396	610001339	376.2	$ -	$ -	$ -	$ -	$ -	$ -	$ -	$ -
2397	610001339	376.4	$ -	$ -	$ -	$ -	$ -	$ -	$ -	$ -
2398	T624001340	368.0	$ -	$ -	$ -	$ -	$ -	$ -	$ -	$ -
2399	T624001340	369.0	$ -	$ -	$ -	$ -	$ -	$ -	$ -	$ -
2400	601001342	368.0	$ -	$ -	$ -	$ -	$ -	$ -	$ -	$ -
2401	601001342	369.0	$ -	$ -	$ -	$ -	$ -	$ -	$ -	$ -
2402	627001343	380.0	$ 39,561	$ 41,579	$ 41,579	$ 41,579	$ 44,991	$ 44,991	$ 44,991	$ 48,969
2403	627001343	380.1	$ 17,774	$ 18,681	$ 18,681	$ 18,681	$ 20,213	$ 20,213	$ 20,213	$ 22,001
2404	T621001344	367.1	$ -	$ -	$ -	$ -	$ -	$ -	$ -	$ -

Sponsored by NMGC Witness Erik C. Buchanan

NEW MEXICO GAS COMPANY, INC.

Gross Balances
Base Period - 12 Months Ending March 31, 2023
Future Test Year - 12 Months Ending September 30, 2025

	A	B	C	D	E	F	G	H	I	J	K	L	M
1			Adjusted Base Period										
2			Balance	Balance	Balance	Balance	Balance	Balance	Balance	Balance	Balance	Balance	Balance
3	Investment Number / Beginning Balance	FERC Account	3/31/2023	4/30/2023	5/31/2023	6/30/2023	7/31/2023	8/31/2023	9/30/2023	10/31/2023	11/30/2023	12/31/2023	1/31/2024
2405	T621001344	368.0	$ -	$ -	$ -	$ -	$ -	$ -	$ -	$ -	$ -	$ -	$ -
2406	T621001344	369.0	$ -	$ -	$ -	$ -	$ -	$ -	$ -	$ -	$ -	$ -	$ -
2407	T626001345	367.1	$ -	$ -	$ -	$ -	$ -	$ -	$ -	$ -	$ -	$ -	$ -
2408	T626001345	368.0	$ -	$ -	$ -	$ -	$ -	$ -	$ -	$ -	$ -	$ -	$ -
2409	T626001345	369.0	$ -	$ -	$ -	$ -	$ -	$ -	$ -	$ -	$ -	$ -	$ -
2410	T660001346	367.1	$ -	$ -	$ -	$ -	$ -	$ -	$ -	$ -	$ -	$ -	$ -
2411	T660001346	368.0	$ -	$ -	$ -	$ -	$ -	$ -	$ -	$ -	$ -	$ -	$ -
2412	T660001346	369.0	$ -	$ -	$ -	$ -	$ -	$ -	$ -	$ -	$ -	$ -	$ -
2413	610001347	376.1	$ -	$ -	$ -	$ -	$ -	$ -	$ -	$ -	$ -	$ -	$ -
2414	610001347	376.2	$ -	$ -	$ -	$ -	$ -	$ -	$ -	$ -	$ -	$ -	$ -
2415	610001347	376.4	$ -	$ -	$ -	$ -	$ -	$ -	$ -	$ -	$ -	$ -	$ -
2416	610001347	380.0	$ -	$ -	$ -	$ -	$ -	$ -	$ -	$ -	$ -	$ -	$ -
2417	601001348	303.3	$ -	$ -	$ -	$ -	$ -	$ -	$ -	$ -	$ -	$ -	$ -
2418	T624001349	367.1	$ -	$ -	$ -	$ -	$ -	$ -	$ -	$ -	$ -	$ -	$ -
2419	T624001349	368.0	$ -	$ -	$ -	$ -	$ -	$ -	$ -	$ -	$ -	$ -	$ -
2420	T624001349	369.0	$ -	$ -	$ -	$ -	$ -	$ -	$ -	$ -	$ -	$ -	$ -
2421	T624001354	367.1	$ -	$ -	$ -	$ -	$ -	$ -	$ -	$ -	$ -	$ -	$ -
2422	T624001354	368.0	$ -	$ -	$ -	$ -	$ -	$ -	$ -	$ -	$ -	$ -	$ -
2423	T624001354	369.0	$ -	$ -	$ -	$ -	$ -	$ -	$ -	$ -	$ -	$ -	$ -
2424	T624001355	367.1	$ -	$ -	$ -	$ -	$ -	$ -	$ -	$ -	$ -	$ -	$ -
2425	T624001355	368.0	$ -	$ -	$ -	$ -	$ -	$ -	$ -	$ -	$ -	$ -	$ -
2426	T624001355	369.0	$ -	$ -	$ -	$ -	$ -	$ -	$ -	$ -	$ -	$ -	$ -
2427	610001356	376.1	$ -	$ -	$ 56,409	$ 56,409	$ 56,409	$ 56,409	$ 56,409	$ 56,409	$ 56,409	$ 56,409	$ 56,409
2428	610001356	376.2	$ -	$ -	$ 394,864	$ 394,864	$ 394,864	$ 394,864	$ 394,864	$ 394,864	$ 394,864	$ 394,864	$ 394,864
2429	610001356	376.4	$ -	$ -	$ 28,205	$ 28,205	$ 28,205	$ 28,205	$ 28,205	$ 28,205	$ 28,205	$ 28,205	$ 28,205
2430	610001356	380.0	$ -	$ -	$ 84,614	$ 84,614	$ 84,614	$ 84,614	$ 84,614	$ 84,614	$ 84,614	$ 84,614	$ 84,614
2431	610001357	376.1	$ -	$ -	$ -	$ -	$ -	$ -	$ -	$ -	$ -	$ -	$ -
2432	610001357	376.2	$ -	$ -	$ -	$ -	$ -	$ -	$ -	$ -	$ -	$ -	$ -
2433	610001357	376.4	$ -	$ -	$ -	$ -	$ -	$ -	$ -	$ -	$ -	$ -	$ -
2434	610001357	380.0	$ -	$ -	$ -	$ -	$ -	$ -	$ -	$ -	$ -	$ -	$ -
2435	610001358	376.1	$ -	$ -	$ -	$ -	$ -	$ -	$ -	$ -	$ -	$ -	$ -
2436	610001358	376.2	$ -	$ -	$ -	$ -	$ -	$ -	$ -	$ -	$ -	$ -	$ -
2437	610001358	376.4	$ -	$ -	$ -	$ -	$ -	$ -	$ -	$ -	$ -	$ -	$ -
2438	610001358	380.0	$ -	$ -	$ -	$ -	$ -	$ -	$ -	$ -	$ -	$ -	$ -
2439	610001359	376.1	$ -	$ -	$ -	$ -	$ -	$ -	$ -	$ -	$ -	$ -	$ -
2440	610001359	376.2	$ -	$ -	$ -	$ -	$ -	$ -	$ -	$ -	$ -	$ -	$ -
2441	610001359	376.4	$ -	$ -	$ -	$ -	$ -	$ -	$ -	$ -	$ -	$ -	$ -
2442	610001359	380.0	$ -	$ -	$ -	$ -	$ -	$ -	$ -	$ -	$ -	$ -	$ -
2443	T680001360	368.0	$ -	$ -	$ -	$ -	$ -	$ -	$ -	$ -	$ -	$ -	$ -
2444	T680001360	369.0	$ -	$ -	$ -	$ -	$ -	$ -	$ -	$ -	$ -	$ -	$ -
2445	T660001361	367.4	$ -	$ -	$ -	$ -	$ -	$ -	$ -	$ -	$ -	$ -	$ -
2446	T610001362	367.4	$ -	$ -	$ -	$ -	$ -	$ -	$ -	$ -	$ -	$ -	$ -
2447	624001363	376.1	$ -	$ -	$ -	$ 455	$ 455	$ 455	$ 455	$ 455	$ 455	$ 455	$ 455
2448	624001363	376.2	$ -	$ -	$ -	$ 354	$ 354	$ 354	$ 354	$ 354	$ 354	$ 354	$ 354
2449	624001363	376.4	$ -	$ -	$ -	$ 202	$ 202	$ 202	$ 202	$ 202	$ 202	$ 202	$ 202
2450	T660001364	368.0	$ -	$ -	$ -	$ -	$ -	$ -	$ -	$ -	$ -	$ -	$ -
2451	T660001364	369.0	$ -	$ -	$ -	$ -	$ -	$ -	$ -	$ -	$ -	$ -	$ -
2452	T610001365	367.1	$ -	$ -	$ -	$ -	$ -	$ -	$ -	$ -	$ -	$ -	$ -
2453	T610001365	368.0	$ -	$ -	$ -	$ -	$ -	$ -	$ -	$ -	$ -	$ -	$ -

Sponsored by NMGC Witness Erik C. Buchanan

NEW MEXICO GAS COMPANY, INC.

Gross Balances
Base Period - 12 Months Ending March 31, 2023
Future Test Year - 12 Months Ending September 30, 2025

	A	B	N	O	P	Q	R	S	T	U	V	W	X	Y
1														
2			Balance	Balance	Balance	Balance	Balance	Balance	Balance	Balance	Balance	Balance	Balance	Balance
3	Investment Number / Beginning Balance	FERC Account	2/29/2024	3/31/2024	4/30/2024	5/31/2024	6/30/2024	7/31/2024	8/31/2024	9/30/2024	10/31/2024	11/30/2024	12/31/2024	1/31/2025
2405	T621001344	368.0	$ -	$ -	$ -	$ -	$ -	$ -	$ -	$ -	$ -	$ -	$ -	$ -
2406	T621001344	369.0	$ -	$ -	$ -	$ -	$ -	$ -	$ -	$ -	$ -	$ -	$ -	$ -
2407	T626001345	367.1	$ -	$ -	$ -	$ -	$ -	$ -	$ -	$ -	$ -	$ -	$ -	$ -
2408	T626001345	368.0	$ -	$ -	$ -	$ -	$ -	$ -	$ -	$ -	$ -	$ -	$ -	$ -
2409	T626001345	369.0	$ -	$ -	$ -	$ -	$ -	$ -	$ -	$ -	$ -	$ -	$ -	$ -
2410	T660001346	367.1	$ -	$ -	$ -	$ -	$ -	$ -	$ -	$ -	$ -	$ -	$ -	$ -
2411	T660001346	368.0	$ -	$ -	$ -	$ -	$ -	$ -	$ -	$ -	$ -	$ -	$ -	$ -
2412	T660001346	369.0	$ -	$ -	$ -	$ -	$ -	$ -	$ -	$ -	$ -	$ -	$ -	$ -
2413	610001347	376.1	$ -	$ -	$ -	$ -	$ -	$ -	$ -	$ -	$ -	$ -	$ -	$ -
2414	610001347	376.2	$ -	$ -	$ -	$ -	$ -	$ -	$ -	$ -	$ -	$ -	$ -	$ -
2415	610001347	376.4	$ -	$ -	$ -	$ -	$ -	$ -	$ -	$ -	$ -	$ -	$ -	$ -
2416	610001347	380.0	$ -	$ -	$ -	$ -	$ -	$ -	$ -	$ -	$ -	$ -	$ -	$ -
2417	601001348	303.3	$ -	$ -	$ -	$ -	$ -	$ -	$ -	$ -	$ -	$ -	$ -	$ 340,096
2418	T624001349	367.1	$ -	$ -	$ -	$ -	$ -	$ -	$ -	$ -	$ -	$ -	$ -	$ -
2419	T624001349	368.0	$ -	$ -	$ -	$ -	$ -	$ -	$ -	$ -	$ -	$ -	$ -	$ -
2420	T624001349	369.0	$ -	$ -	$ -	$ -	$ -	$ -	$ -	$ -	$ -	$ -	$ -	$ -
2421	T624001354	367.1	$ -	$ -	$ -	$ -	$ -	$ -	$ -	$ -	$ -	$ -	$ -	$ -
2422	T624001354	368.0	$ -	$ -	$ -	$ -	$ -	$ -	$ -	$ -	$ -	$ -	$ -	$ -
2423	T624001354	369.0	$ -	$ -	$ -	$ -	$ -	$ -	$ -	$ -	$ -	$ -	$ -	$ -
2424	T624001355	367.1	$ -	$ -	$ -	$ -	$ -	$ -	$ -	$ -	$ -	$ -	$ -	$ -
2425	T624001355	368.0	$ -	$ -	$ -	$ -	$ -	$ -	$ -	$ -	$ -	$ -	$ -	$ -
2426	T624001355	369.0	$ -	$ -	$ -	$ -	$ -	$ -	$ -	$ -	$ -	$ -	$ -	$ -
2427	610001356	376.1	$ 56,409	$ 56,409	$ 56,409	$ 56,409	$ 56,409	$ 56,409	$ 56,409	$ 56,409	$ 56,409	$ 56,409	$ 56,409	$ 56,409
2428	610001356	376.2	$ 394,864	$ 394,864	$ 394,864	$ 394,864	$ 394,864	$ 394,864	$ 394,864	$ 394,864	$ 394,864	$ 394,864	$ 394,864	$ 394,864
2429	610001356	376.4	$ 28,205	$ 28,205	$ 28,205	$ 28,205	$ 28,205	$ 28,205	$ 28,205	$ 28,205	$ 28,205	$ 28,205	$ 28,205	$ 28,205
2430	610001356	380.0	$ 84,614	$ 84,614	$ 84,614	$ 84,614	$ 84,614	$ 84,614	$ 84,614	$ 84,614	$ 84,614	$ 84,614	$ 84,614	$ 84,614
2431	610001357	376.1	$ -	$ -	$ -	$ -	$ -	$ -	$ -	$ -	$ -	$ -	$ -	$ -
2432	610001357	376.2	$ -	$ -	$ -	$ -	$ -	$ -	$ -	$ -	$ -	$ -	$ -	$ -
2433	610001357	376.4	$ -	$ -	$ -	$ -	$ -	$ -	$ -	$ -	$ -	$ -	$ -	$ -
2434	610001357	380.0	$ -	$ -	$ -	$ -	$ -	$ -	$ -	$ -	$ -	$ -	$ -	$ -
2435	610001358	376.1	$ -	$ -	$ -	$ -	$ -	$ -	$ -	$ -	$ -	$ -	$ -	$ -
2436	610001358	376.2	$ -	$ -	$ -	$ -	$ -	$ -	$ -	$ -	$ -	$ -	$ -	$ -
2437	610001358	376.4	$ -	$ -	$ -	$ -	$ -	$ -	$ -	$ -	$ -	$ -	$ -	$ -
2438	610001358	380.0	$ -	$ -	$ -	$ -	$ -	$ -	$ -	$ -	$ -	$ -	$ -	$ -
2439	610001359	376.1	$ -	$ -	$ -	$ -	$ -	$ -	$ -	$ -	$ -	$ -	$ -	$ -
2440	610001359	376.2	$ -	$ -	$ -	$ -	$ -	$ -	$ -	$ -	$ -	$ -	$ -	$ -
2441	610001359	376.4	$ -	$ -	$ -	$ -	$ -	$ -	$ -	$ -	$ -	$ -	$ -	$ -
2442	610001359	380.0	$ -	$ -	$ -	$ -	$ -	$ -	$ -	$ -	$ -	$ -	$ -	$ -
2443	T680001360	368.0	$ -	$ -	$ -	$ -	$ -	$ -	$ -	$ -	$ -	$ -	$ -	$ -
2444	T680001360	369.0	$ -	$ -	$ -	$ -	$ -	$ -	$ -	$ -	$ -	$ -	$ -	$ -
2445	T660001361	367.4	$ -	$ -	$ -	$ -	$ -	$ -	$ -	$ -	$ -	$ -	$ -	$ -
2446	T610001362	367.4	$ -	$ -	$ -	$ -	$ -	$ -	$ -	$ -	$ -	$ -	$ -	$ -
2447	624001363	376.1	$ 455	$ 455	$ 455	$ 455	$ 455	$ 455	$ 455	$ 455	$ 455	$ 455	$ 455	$ 455
2448	624001363	376.2	$ 354	$ 354	$ 354	$ 354	$ 354	$ 354	$ 354	$ 354	$ 354	$ 354	$ 354	$ 354
2449	624001363	376.4	$ 202	$ 202	$ 202	$ 202	$ 202	$ 202	$ 202	$ 202	$ 202	$ 202	$ 202	$ 202
2450	T660001364	368.0	$ -	$ -	$ -	$ -	$ -	$ -	$ -	$ -	$ -	$ -	$ -	$ -
2451	T660001364	369.0	$ -	$ -	$ -	$ -	$ -	$ -	$ -	$ -	$ -	$ -	$ -	$ -
2452	T610001365	367.1	$ -	$ -	$ -	$ -	$ -	$ -	$ -	$ -	$ -	$ -	$ -	$ -
2453	T610001365	368.0	$ -	$ -	$ -	$ -	$ -	$ -	$ -	$ -	$ -	$ -	$ -	$ -

Sponsored by NMGC Witness Erik C. Buchanan

NEW MEXICO GAS COMPANY, INC.

Gross Balances
Base Period - 12 Months Ending March 31, 2023
Future Test Year - 12 Months Ending September 30, 2025

	A	B	Z	AA	AB	AC	AD	AE	AF	AG
1										
2			Balance	Balance	Balance	Balance	Balance	Balance	Balance	Balance
3	Investment Number / Beginning Balance	FERC Account	2/28/2025	3/31/2025	4/30/2025	5/31/2025	6/30/2025	7/31/2025	8/31/2025	9/30/2025
2405	T621001344	368.0	$ -	$ -	$ -	$ -	$ -	$ -	$ -	$ -
2406	T621001344	369.0	$ -	$ -	$ -	$ -	$ -	$ -	$ -	$ -
2407	T626001345	367.1	$ -	$ -	$ -	$ -	$ -	$ -	$ -	$ -
2408	T626001345	368.0	$ -	$ -	$ -	$ -	$ -	$ -	$ -	$ -
2409	T626001345	369.0	$ -	$ -	$ -	$ -	$ -	$ -	$ -	$ -
2410	T660001346	367.1	$ -	$ -	$ -	$ -	$ -	$ -	$ -	$ -
2411	T660001346	368.0	$ -	$ -	$ -	$ -	$ -	$ -	$ -	$ -
2412	T660001346	369.0	$ -	$ -	$ -	$ -	$ -	$ -	$ -	$ -
2413	610001347	376.1	$ -	$ -	$ -	$ -	$ -	$ -	$ -	$ -
2414	610001347	376.2	$ -	$ -	$ -	$ -	$ -	$ -	$ -	$ -
2415	610001347	376.4	$ -	$ -	$ -	$ -	$ -	$ -	$ -	$ -
2416	610001347	380.0	$ -	$ -	$ -	$ -	$ -	$ -	$ -	$ -
2417	601001348	303.3	$ 340,096	$ 340,096	$ 340,096	$ 340,096	$ 340,096	$ 340,096	$ 340,096	$ 340,096
2418	T624001349	367.1	$ -	$ -	$ -	$ -	$ -	$ -	$ -	$ -
2419	T624001349	368.0	$ -	$ -	$ -	$ -	$ -	$ -	$ -	$ -
2420	T624001349	369.0	$ -	$ -	$ -	$ -	$ -	$ -	$ -	$ -
2421	T624001354	367.1	$ -	$ -	$ -	$ -	$ -	$ -	$ -	$ -
2422	T624001354	368.0	$ -	$ -	$ -	$ -	$ -	$ -	$ -	$ -
2423	T624001354	369.0	$ -	$ -	$ -	$ -	$ -	$ -	$ -	$ -
2424	T624001355	367.1	$ -	$ -	$ -	$ -	$ -	$ -	$ -	$ -
2425	T624001355	368.0	$ -	$ -	$ -	$ -	$ -	$ -	$ -	$ -
2426	T624001355	369.0	$ -	$ -	$ -	$ -	$ -	$ -	$ -	$ -
2427	610001356	376.1	$ 56,409	$ 56,409	$ 56,409	$ 56,409	$ 56,409	$ 56,409	$ 56,409	$ 56,409
2428	610001356	376.2	$ 394,864	$ 394,864	$ 394,864	$ 394,864	$ 394,864	$ 394,864	$ 394,864	$ 394,864
2429	610001356	376.4	$ 28,205	$ 28,205	$ 28,205	$ 28,205	$ 28,205	$ 28,205	$ 28,205	$ 28,205
2430	610001356	380.0	$ 84,614	$ 84,614	$ 84,614	$ 84,614	$ 84,614	$ 84,614	$ 84,614	$ 84,614
2431	610001357	376.1	$ -	$ -	$ -	$ -	$ -	$ -	$ -	$ -
2432	610001357	376.2	$ -	$ -	$ -	$ -	$ -	$ -	$ -	$ -
2433	610001357	376.4	$ -	$ -	$ -	$ -	$ -	$ -	$ -	$ -
2434	610001357	380.0	$ -	$ -	$ -	$ -	$ -	$ -	$ -	$ -
2435	610001358	376.1	$ -	$ -	$ -	$ -	$ -	$ -	$ -	$ -
2436	610001358	376.2	$ -	$ -	$ -	$ -	$ -	$ -	$ -	$ -
2437	610001358	376.4	$ -	$ -	$ -	$ -	$ -	$ -	$ -	$ -
2438	610001358	380.0	$ -	$ -	$ -	$ -	$ -	$ -	$ -	$ -
2439	610001359	376.1	$ -	$ -	$ -	$ -	$ 170,031	$ 170,031	$ 170,031	$ 170,031
2440	610001359	376.2	$ -	$ -	$ -	$ -	$ 182,473	$ 182,473	$ 182,473	$ 182,473
2441	610001359	376.4	$ -	$ -	$ -	$ -	$ 41,471	$ 41,471	$ 41,471	$ 41,471
2442	610001359	380.0	$ -	$ -	$ -	$ -	$ 20,736	$ 20,736	$ 20,736	$ 20,736
2443	T680001360	368.0	$ -	$ -	$ -	$ -	$ -	$ -	$ -	$ -
2444	T680001360	369.0	$ -	$ -	$ -	$ -	$ -	$ -	$ -	$ -
2445	T660001361	367.4	$ -	$ -	$ -	$ -	$ -	$ -	$ -	$ -
2446	T610001362	367.4	$ -	$ -	$ -	$ -	$ -	$ -	$ -	$ -
2447	624001363	376.1	$ 455	$ 455	$ 455	$ 455	$ 455	$ 455	$ 455	$ 455
2448	624001363	376.2	$ 354	$ 354	$ 354	$ 354	$ 354	$ 354	$ 354	$ 354
2449	624001363	376.4	$ 202	$ 202	$ 202	$ 202	$ 202	$ 202	$ 202	$ 202
2450	T660001364	368.0	$ -	$ -	$ -	$ -	$ -	$ -	$ -	$ -
2451	T660001364	369.0	$ -	$ -	$ -	$ -	$ -	$ -	$ -	$ -
2452	T610001365	367.1	$ -	$ -	$ -	$ -	$ -	$ -	$ -	$ -
2453	T610001365	368.0	$ -	$ -	$ -	$ -	$ -	$ -	$ -	$ -

Sponsored by NMGC Witness Erik C. Buchanan

NEW MEXICO GAS COMPANY, INC.

Gross Balances
Base Period - 12 Months Ending March 31, 2023
Future Test Year - 12 Months Ending September 30, 2025

	A	B	C	D	E	F	G	H	I	J	K	L	M
1			Adjusted Base Period										
2			Balance	Balance	Balance	Balance	Balance	Balance	Balance	Balance	Balance	Balance	Balance
3	Investment Number / Beginning Balance	FERC Account	3/31/2023	4/30/2023	5/31/2023	6/30/2023	7/31/2023	8/31/2023	9/30/2023	10/31/2023	11/30/2023	12/31/2023	1/31/2024
2454	T610001365	369.0	$ -	$ -	$ -	$ -	$ -	$ -	$ -	$ -	$ -	$ -	$ -
2455	T610001368	367.1	$ -	$ -	$ -	$ -	$ -	$ -	$ -	$ -	$ -	$ -	$ -
2456	T610001368	368.0	$ -	$ -	$ -	$ -	$ -	$ -	$ -	$ -	$ -	$ -	$ -
2457	T610001368	369.0	$ -	$ -	$ -	$ -	$ -	$ -	$ -	$ -	$ -	$ -	$ -
2458	T610001369	367.1	$ -	$ -	$ -	$ -	$ -	$ -	$ -	$ -	$ -	$ -	$ -
2459	T610001369	368.0	$ -	$ -	$ -	$ -	$ -	$ -	$ -	$ -	$ -	$ -	$ -
2460	T610001369	369.0	$ -	$ -	$ -	$ -	$ -	$ -	$ -	$ -	$ -	$ -	$ -
2461	T610001370	367.1	$ -	$ -	$ -	$ -	$ -	$ -	$ -	$ -	$ -	$ -	$ -
2462	T610001370	368.0	$ -	$ -	$ -	$ -	$ -	$ -	$ -	$ -	$ -	$ -	$ -
2463	T610001370	369.0	$ -	$ -	$ -	$ -	$ -	$ -	$ -	$ -	$ -	$ -	$ -
2464	T610001371	367.1	$ -	$ -	$ -	$ -	$ -	$ -	$ -	$ -	$ -	$ -	$ -
2465	T610001371	368.0	$ -	$ -	$ -	$ -	$ -	$ -	$ -	$ -	$ -	$ -	$ -
2466	T610001371	369.0	$ -	$ -	$ -	$ -	$ -	$ -	$ -	$ -	$ -	$ -	$ -
2467	T610001372	367.1	$ -	$ -	$ -	$ -	$ -	$ -	$ -	$ -	$ -	$ -	$ -
2468	T610001372	368.0	$ -	$ -	$ -	$ -	$ -	$ -	$ -	$ -	$ -	$ -	$ -
2469	T610001372	369.0	$ -	$ -	$ -	$ -	$ -	$ -	$ -	$ -	$ -	$ -	$ -
2470	T624001373	367.1	$ -	$ -	$ -	$ -	$ -	$ -	$ -	$ -	$ -	$ -	$ -
2471	T624001373	368.0	$ -	$ -	$ -	$ -	$ -	$ -	$ -	$ -	$ -	$ -	$ -
2472	T624001373	369.0	$ -	$ -	$ -	$ -	$ -	$ -	$ -	$ -	$ -	$ -	$ -
2473	T624001374	367.1	$ -	$ -	$ 91,182	$ 91,182	$ 91,182	$ 91,182	$ 91,182	$ 91,182	$ 91,182	$ 91,182	$ 91,182
2474	T624001374	368.0	$ -	$ -	$ 13,026	$ 13,026	$ 13,026	$ 13,026	$ 13,026	$ 13,026	$ 13,026	$ 13,026	$ 13,026
2475	T624001374	369.0	$ -	$ -	$ 26,052	$ 26,052	$ 26,052	$ 26,052	$ 26,052	$ 26,052	$ 26,052	$ 26,052	$ 26,052
2476	T624001375	367.1	$ -	$ -	$ -	$ -	$ -	$ -	$ -	$ -	$ -	$ -	$ -
2477	T624001375	368.0	$ -	$ -	$ -	$ -	$ -	$ -	$ -	$ -	$ -	$ -	$ -
2478	T624001375	369.0	$ -	$ -	$ -	$ -	$ -	$ -	$ -	$ -	$ -	$ -	$ -
2479	T624001376	367.1	$ -	$ -	$ -	$ -	$ -	$ -	$ -	$ -	$ -	$ -	$ -
2480	T624001376	368.0	$ -	$ -	$ -	$ -	$ -	$ -	$ -	$ -	$ -	$ -	$ -
2481	T624001376	369.0	$ -	$ -	$ -	$ -	$ -	$ -	$ -	$ -	$ -	$ -	$ -
2482	T624001377	367.1	$ -	$ -	$ -	$ -	$ -	$ -	$ -	$ -	$ -	$ -	$ -
2483	T624001377	368.0	$ -	$ -	$ -	$ -	$ -	$ -	$ -	$ -	$ -	$ -	$ -
2484	T624001377	369.0	$ -	$ -	$ -	$ -	$ -	$ -	$ -	$ -	$ -	$ -	$ -
2485	T624001378	367.4	$ -	$ -	$ -	$ -	$ -	$ -	$ -	$ -	$ -	$ -	$ -
2486	T610001379	367.1	$ -	$ -	$ -	$ -	$ -	$ -	$ -	$ -	$ -	$ -	$ -
2487	T610001379	368.0	$ -	$ -	$ -	$ -	$ -	$ -	$ -	$ -	$ -	$ -	$ -
2488	T610001379	369.0	$ -	$ -	$ -	$ -	$ -	$ -	$ -	$ -	$ -	$ -	$ -
2489	T610001381	368.0	$ -	$ -	$ -	$ -	$ -	$ -	$ -	$ -	$ -	$ -	$ -
2490	T610001381	369.0	$ -	$ -	$ -	$ -	$ -	$ -	$ -	$ -	$ -	$ -	$ -
2491	T624001382	367.1	$ -	$ -	$ -	$ -	$ -	$ -	$ -	$ -	$ -	$ -	$ -
2492	T624001382	368.0	$ -	$ -	$ -	$ -	$ -	$ -	$ -	$ -	$ -	$ -	$ -
2493	T624001382	369.0	$ -	$ -	$ -	$ -	$ -	$ -	$ -	$ -	$ -	$ -	$ -
2494	T624001383	367.1	$ -	$ -	$ -	$ -	$ -	$ -	$ -	$ -	$ -	$ -	$ -
2495	T624001383	368.0	$ -	$ -	$ -	$ -	$ -	$ -	$ -	$ -	$ -	$ -	$ -
2496	T624001383	369.0	$ -	$ -	$ -	$ -	$ -	$ -	$ -	$ -	$ -	$ -	$ -
2497	T624001384	367.1	$ -	$ -	$ -	$ -	$ -	$ -	$ -	$ -	$ -	$ -	$ -
2498	T624001384	368.0	$ -	$ -	$ -	$ -	$ -	$ -	$ -	$ -	$ -	$ -	$ -
2499	T624001384	369.0	$ -	$ -	$ -	$ -	$ -	$ -	$ -	$ -	$ -	$ -	$ -
2500	T624001385	367.1	$ -	$ -	$ -	$ -	$ -	$ -	$ -	$ -	$ -	$ -	$ -
2501	T624001385	368.0	$ -	$ -	$ -	$ -	$ -	$ -	$ -	$ -	$ -	$ -	$ -
2502	T624001385	369.0	$ -	$ -	$ -	$ -	$ -	$ -	$ -	$ -	$ -	$ -	$ -

NEW MEXICO GAS COMPANY, INC.

Gross Balances
Base Period - 12 Months Ending March 31, 2023
Future Test Year - 12 Months Ending September 30, 2025

	A	B	N	O	P	Q	R	S	T	U	V	W	X	Y
1														
2			Balance	Balance	Balance	Balance	Balance	Balance	Balance	Balance	Balance	Balance	Balance	Balance
3	Investment Number / Beginning Balance	FERC Account	2/29/2024	3/31/2024	4/30/2024	5/31/2024	6/30/2024	7/31/2024	8/31/2024	9/30/2024	10/31/2024	11/30/2024	12/31/2024	1/31/2025
2454	T610001365	369.0	$ -	$ -	$ -	$ -	$ -	$ -	$ -	$ -	$ -	$ -	$ -	$ -
2455	T610001368	367.1	$ -	$ -	$ -	$ -	$ -	$ -	$ -	$ -	$ -	$ -	$ -	$ -
2456	T610001368	368.0	$ -	$ -	$ -	$ -	$ -	$ -	$ -	$ -	$ -	$ -	$ -	$ -
2457	T610001368	369.0	$ -	$ -	$ -	$ -	$ -	$ -	$ -	$ -	$ -	$ -	$ -	$ -
2458	T610001369	367.1	$ -	$ -	$ -	$ -	$ -	$ -	$ -	$ -	$ -	$ -	$ -	$ -
2459	T610001369	368.0	$ -	$ -	$ -	$ -	$ -	$ -	$ -	$ -	$ -	$ -	$ -	$ -
2460	T610001369	369.0	$ -	$ -	$ -	$ -	$ -	$ -	$ -	$ -	$ -	$ -	$ -	$ -
2461	T610001370	367.1	$ -	$ -	$ -	$ -	$ -	$ -	$ -	$ -	$ -	$ -	$ -	$ -
2462	T610001370	368.0	$ -	$ -	$ -	$ -	$ -	$ -	$ -	$ -	$ -	$ -	$ -	$ -
2463	T610001370	369.0	$ -	$ -	$ -	$ -	$ -	$ -	$ -	$ -	$ -	$ -	$ -	$ -
2464	T610001371	367.1	$ -	$ -	$ -	$ -	$ -	$ -	$ -	$ -	$ -	$ -	$ -	$ -
2465	T610001371	368.0	$ -	$ -	$ -	$ -	$ -	$ -	$ -	$ -	$ -	$ -	$ -	$ -
2466	T610001371	369.0	$ -	$ -	$ -	$ -	$ -	$ -	$ -	$ -	$ -	$ -	$ -	$ -
2467	T610001372	367.1	$ -	$ -	$ -	$ -	$ -	$ -	$ -	$ -	$ -	$ -	$ -	$ -
2468	T610001372	368.0	$ -	$ -	$ -	$ -	$ -	$ -	$ -	$ -	$ -	$ -	$ -	$ -
2469	T610001372	369.0	$ -	$ -	$ -	$ -	$ -	$ -	$ -	$ -	$ -	$ -	$ -	$ -
2470	T624001373	367.1	$ -	$ -	$ -	$ -	$ -	$ -	$ -	$ -	$ -	$ -	$ -	$ -
2471	T624001373	368.0	$ -	$ -	$ -	$ -	$ -	$ -	$ -	$ -	$ -	$ -	$ -	$ -
2472	T624001373	369.0	$ -	$ -	$ -	$ -	$ -	$ -	$ -	$ -	$ -	$ -	$ -	$ -
2473	T624001374	367.1	$ 91,182	$ 91,182	$ 91,182	$ 91,182	$ 91,182	$ 91,182	$ 91,182	$ 91,182	$ 91,182	$ 91,182	$ 91,182	$ 91,182
2474	T624001374	368.0	$ 13,026	$ 13,026	$ 13,026	$ 13,026	$ 13,026	$ 13,026	$ 13,026	$ 13,026	$ 13,026	$ 13,026	$ 13,026	$ 13,026
2475	T624001374	369.0	$ 26,052	$ 26,052	$ 26,052	$ 26,052	$ 26,052	$ 26,052	$ 26,052	$ 26,052	$ 26,052	$ 26,052	$ 26,052	$ 26,052
2476	T624001375	367.1	$ -	$ -	$ -	$ -	$ -	$ -	$ -	$ -	$ -	$ -	$ -	$ -
2477	T624001375	368.0	$ -	$ -	$ -	$ -	$ -	$ -	$ -	$ -	$ -	$ -	$ -	$ -
2478	T624001375	369.0	$ -	$ -	$ -	$ -	$ -	$ -	$ -	$ -	$ -	$ -	$ -	$ -
2479	T624001376	367.1	$ -	$ -	$ -	$ -	$ -	$ -	$ -	$ -	$ -	$ -	$ -	$ -
2480	T624001376	368.0	$ -	$ -	$ -	$ -	$ -	$ -	$ -	$ -	$ -	$ -	$ -	$ -
2481	T624001376	369.0	$ -	$ -	$ -	$ -	$ -	$ -	$ -	$ -	$ -	$ -	$ -	$ -
2482	T624001377	367.1	$ -	$ -	$ -	$ -	$ -	$ -	$ -	$ -	$ -	$ -	$ -	$ -
2483	T624001377	368.0	$ -	$ -	$ -	$ -	$ -	$ -	$ -	$ -	$ -	$ -	$ -	$ -
2484	T624001377	369.0	$ -	$ -	$ -	$ -	$ -	$ -	$ -	$ -	$ -	$ -	$ -	$ -
2485	T624001378	367.4	$ -	$ -	$ -	$ -	$ -	$ -	$ -	$ -	$ -	$ -	$ -	$ -
2486	T610001379	367.1	$ -	$ -	$ -	$ -	$ -	$ -	$ -	$ -	$ -	$ -	$ -	$ -
2487	T610001379	368.0	$ -	$ -	$ -	$ -	$ -	$ -	$ -	$ -	$ -	$ -	$ -	$ -
2488	T610001379	369.0	$ -	$ -	$ -	$ -	$ -	$ -	$ -	$ -	$ -	$ -	$ -	$ -
2489	T610001381	368.0	$ -	$ -	$ -	$ -	$ -	$ -	$ -	$ -	$ -	$ -	$ -	$ -
2490	T610001381	369.0	$ -	$ -	$ -	$ -	$ -	$ -	$ -	$ -	$ -	$ -	$ -	$ -
2491	T624001382	367.1	$ -	$ -	$ -	$ -	$ -	$ -	$ -	$ -	$ -	$ -	$ -	$ -
2492	T624001382	368.0	$ -	$ -	$ -	$ -	$ -	$ -	$ -	$ -	$ -	$ -	$ -	$ -
2493	T624001382	369.0	$ -	$ -	$ -	$ -	$ -	$ -	$ -	$ -	$ -	$ -	$ -	$ -
2494	T624001383	367.1	$ -	$ -	$ -	$ -	$ -	$ -	$ -	$ -	$ -	$ -	$ -	$ -
2495	T624001383	368.0	$ -	$ -	$ -	$ -	$ -	$ -	$ -	$ -	$ -	$ -	$ -	$ -
2496	T624001383	369.0	$ -	$ -	$ -	$ -	$ -	$ -	$ -	$ -	$ -	$ -	$ -	$ -
2497	T624001384	367.1	$ -	$ -	$ -	$ -	$ -	$ -	$ -	$ -	$ -	$ -	$ -	$ -
2498	T624001384	368.0	$ -	$ -	$ -	$ -	$ -	$ -	$ -	$ -	$ -	$ -	$ -	$ -
2499	T624001384	369.0	$ -	$ -	$ -	$ -	$ -	$ -	$ -	$ -	$ -	$ -	$ -	$ -
2500	T624001385	367.1	$ -	$ -	$ -	$ -	$ -	$ -	$ -	$ -	$ -	$ -	$ -	$ -
2501	T624001385	368.0	$ -	$ -	$ -	$ -	$ -	$ -	$ -	$ -	$ -	$ -	$ -	$ -
2502	T624001385	369.0	$ -	$ -	$ -	$ -	$ -	$ -	$ -	$ -	$ -	$ -	$ -	$ -

Sponsored by NMGC Witness Erik C. Buchanan

NEW MEXICO GAS COMPANY, INC.

Gross Balances
Base Period - 12 Months Ending March 31, 2023
Future Test Year - 12 Months Ending September 30, 2025

	A	B	Z	AA	AB	AC	AD	AE	AF	AG
1										
2			Balance	Balance	Balance	Balance	Balance	Balance	Balance	Balance
3	Investment Number / Beginning Balance	FERC Account	2/28/2025	3/31/2025	4/30/2025	5/31/2025	6/30/2025	7/31/2025	8/31/2025	9/30/2025
2454	T610001365	369.0	$ -	$ -	$ -	$ -	$ -	$ -	$ -	$ -
2455	T610001368	367.1	$ -	$ -	$ -	$ -	$ -	$ -	$ -	$ -
2456	T610001368	368.0	$ -	$ -	$ -	$ -	$ -	$ -	$ -	$ -
2457	T610001368	369.0	$ -	$ -	$ -	$ -	$ -	$ -	$ -	$ -
2458	T610001369	367.1	$ -	$ -	$ -	$ -	$ -	$ -	$ -	$ -
2459	T610001369	368.0	$ -	$ -	$ -	$ -	$ -	$ -	$ -	$ -
2460	T610001369	369.0	$ -	$ -	$ -	$ -	$ -	$ -	$ -	$ -
2461	T610001370	367.1	$ -	$ -	$ -	$ -	$ -	$ -	$ -	$ -
2462	T610001370	368.0	$ -	$ -	$ -	$ -	$ -	$ -	$ -	$ -
2463	T610001370	369.0	$ -	$ -	$ -	$ -	$ -	$ -	$ -	$ -
2464	T610001371	367.1	$ -	$ -	$ -	$ -	$ -	$ -	$ -	$ -
2465	T610001371	368.0	$ -	$ -	$ -	$ -	$ -	$ -	$ -	$ -
2466	T610001371	369.0	$ -	$ -	$ -	$ -	$ -	$ -	$ -	$ -
2467	T610001372	367.1	$ -	$ -	$ -	$ -	$ -	$ -	$ -	$ -
2468	T610001372	368.0	$ -	$ -	$ -	$ -	$ -	$ -	$ -	$ -
2469	T610001372	369.0	$ -	$ -	$ -	$ -	$ -	$ -	$ -	$ -
2470	T624001373	367.1	$ -	$ -	$ -	$ -	$ -	$ -	$ -	$ -
2471	T624001373	368.0	$ -	$ -	$ -	$ -	$ -	$ -	$ -	$ -
2472	T624001373	369.0	$ -	$ -	$ -	$ -	$ -	$ -	$ -	$ -
2473	T624001374	367.1	$ 91,182	$ 91,182	$ 91,182	$ 91,182	$ 91,182	$ 91,182	$ 91,182	$ 91,182
2474	T624001374	368.0	$ 13,026	$ 13,026	$ 13,026	$ 13,026	$ 13,026	$ 13,026	$ 13,026	$ 13,026
2475	T624001374	369.0	$ 26,052	$ 26,052	$ 26,052	$ 26,052	$ 26,052	$ 26,052	$ 26,052	$ 26,052
2476	T624001375	367.1	$ -	$ -	$ -	$ -	$ -	$ -	$ -	$ -
2477	T624001375	368.0	$ -	$ -	$ -	$ -	$ -	$ -	$ -	$ -
2478	T624001375	369.0	$ -	$ -	$ -	$ -	$ -	$ -	$ -	$ -
2479	T624001376	367.1	$ -	$ -	$ -	$ -	$ -	$ -	$ -	$ -
2480	T624001376	368.0	$ -	$ -	$ -	$ -	$ -	$ -	$ -	$ -
2481	T624001376	369.0	$ -	$ -	$ -	$ -	$ -	$ -	$ -	$ -
2482	T624001377	367.1	$ -	$ -	$ -	$ -	$ -	$ -	$ -	$ -
2483	T624001377	368.0	$ -	$ -	$ -	$ -	$ -	$ -	$ -	$ -
2484	T624001377	369.0	$ -	$ -	$ -	$ -	$ -	$ -	$ -	$ -
2485	T624001378	367.4	$ -	$ -	$ -	$ -	$ -	$ -	$ -	$ -
2486	T610001379	367.1	$ -	$ -	$ -	$ -	$ -	$ -	$ -	$ -
2487	T610001379	368.0	$ -	$ -	$ -	$ -	$ -	$ -	$ -	$ -
2488	T610001379	369.0	$ -	$ -	$ -	$ -	$ -	$ -	$ -	$ -
2489	T610001381	368.0	$ -	$ -	$ -	$ -	$ -	$ -	$ -	$ -
2490	T610001381	369.0	$ -	$ -	$ -	$ -	$ -	$ -	$ -	$ -
2491	T624001382	367.1	$ -	$ -	$ -	$ -	$ -	$ -	$ -	$ -
2492	T624001382	368.0	$ -	$ -	$ -	$ -	$ -	$ -	$ -	$ -
2493	T624001382	369.0	$ -	$ -	$ -	$ -	$ -	$ -	$ -	$ -
2494	T624001383	367.1	$ -	$ -	$ -	$ -	$ -	$ -	$ -	$ -
2495	T624001383	368.0	$ -	$ -	$ -	$ -	$ -	$ -	$ -	$ -
2496	T624001383	369.0	$ -	$ -	$ -	$ -	$ -	$ -	$ -	$ -
2497	T624001384	367.1	$ -	$ -	$ -	$ -	$ -	$ -	$ -	$ -
2498	T624001384	368.0	$ -	$ -	$ -	$ -	$ -	$ -	$ -	$ -
2499	T624001384	369.0	$ -	$ -	$ -	$ -	$ -	$ -	$ -	$ -
2500	T624001385	367.1	$ -	$ -	$ -	$ -	$ -	$ -	$ -	$ -
2501	T624001385	368.0	$ -	$ -	$ -	$ -	$ -	$ -	$ -	$ -
2502	T624001385	369.0	$ -	$ -	$ -	$ -	$ -	$ -	$ -	$ -

Sponsored by NMGC Witness Erik C. Buchanan

NEW MEXICO GAS COMPANY, INC.

Gross Balances
Base Period - 12 Months Ending March 31, 2023
Future Test Year - 12 Months Ending September 30, 2025

	A	B	C	D	E	F	G	H	I	J	K	L	M
1			Adjusted Base Period										
2			Balance	Balance	Balance	Balance	Balance	Balance	Balance	Balance	Balance	Balance	Balance
3	Investment Number / Beginning Balance	FERC Account	3/31/2023	4/30/2023	5/31/2023	6/30/2023	7/31/2023	8/31/2023	9/30/2023	10/31/2023	11/30/2023	12/31/2023	1/31/2024
2503	T624001386	367.1	$ -	$ -	$ -	$ -	$ -	$ -	$ -	$ -	$ -	$ -	$ -
2504	T624001386	368.0	$ -	$ -	$ -	$ -	$ -	$ -	$ -	$ -	$ -	$ -	$ -
2505	T624001386	369.0	$ -	$ -	$ -	$ -	$ -	$ -	$ -	$ -	$ -	$ -	$ -
2506	T624001387	367.1	$ -	$ -	$ -	$ -	$ -	$ -	$ -	$ -	$ -	$ -	$ -
2507	T624001387	368.0	$ -	$ -	$ -	$ -	$ -	$ -	$ -	$ -	$ -	$ -	$ -
2508	T624001387	369.0	$ -	$ -	$ -	$ -	$ -	$ -	$ -	$ -	$ -	$ -	$ -
2509	T610001388	367.1	$ -	$ -	$ -	$ -	$ -	$ -	$ -	$ -	$ -	$ -	$ -
2510	T610001388	368.0	$ -	$ -	$ -	$ -	$ -	$ -	$ -	$ -	$ -	$ -	$ -
2511	T610001388	369.0	$ -	$ -	$ -	$ -	$ -	$ -	$ -	$ -	$ -	$ -	$ -
2512	T610001389	367.1	$ -	$ -	$ -	$ -	$ -	$ -	$ -	$ -	$ -	$ -	$ -
2513	T610001389	368.0	$ -	$ -	$ -	$ -	$ -	$ -	$ -	$ -	$ -	$ -	$ -
2514	T610001389	369.0	$ -	$ -	$ -	$ -	$ -	$ -	$ -	$ -	$ -	$ -	$ -
2515	T660001390	367.1	$ -	$ -	$ -	$ -	$ -	$ -	$ -	$ -	$ -	$ -	$ -
2516	T660001390	368.0	$ -	$ -	$ -	$ -	$ -	$ -	$ -	$ -	$ -	$ -	$ -
2517	T660001390	369.0	$ -	$ -	$ -	$ -	$ -	$ -	$ -	$ -	$ -	$ -	$ -
2518	T680001397	367.1	$ -	$ -	$ -	$ -	$ -	$ -	$ -	$ -	$ -	$ -	$ -
2519	T680001397	368.0	$ -	$ -	$ -	$ -	$ -	$ -	$ -	$ -	$ -	$ -	$ -
2520	T680001397	369.0	$ -	$ -	$ -	$ -	$ -	$ -	$ -	$ -	$ -	$ -	$ -
2521	T624001399	367.1	$ -	$ -	$ -	$ -	$ -	$ -	$ -	$ -	$ -	$ -	$ -
2522	T624001399	368.0	$ -	$ -	$ -	$ -	$ -	$ -	$ -	$ -	$ -	$ -	$ -
2523	T624001399	369.0	$ -	$ -	$ -	$ -	$ -	$ -	$ -	$ -	$ -	$ -	$ -
2524	T624001400	367.1	$ -	$ -	$ -	$ -	$ -	$ -	$ -	$ -	$ -	$ -	$ -
2525	T624001400	368.0	$ -	$ -	$ -	$ -	$ -	$ -	$ -	$ -	$ -	$ -	$ -
2526	T624001400	369.0	$ -	$ -	$ -	$ -	$ -	$ -	$ -	$ -	$ -	$ -	$ -
2527	T624001401	367.1	$ -	$ -	$ -	$ -	$ -	$ -	$ -	$ -	$ -	$ -	$ -
2528	T624001401	368.0	$ -	$ -	$ -	$ -	$ -	$ -	$ -	$ -	$ -	$ -	$ -
2529	T624001401	369.0	$ -	$ -	$ -	$ -	$ -	$ -	$ -	$ -	$ -	$ -	$ -
2530	T624001402	367.1	$ -	$ -	$ -	$ -	$ -	$ -	$ -	$ -	$ -	$ -	$ -
2531	T624001402	368.0	$ -	$ -	$ -	$ -	$ -	$ -	$ -	$ -	$ -	$ -	$ -
2532	T624001402	369.0	$ -	$ -	$ -	$ -	$ -	$ -	$ -	$ -	$ -	$ -	$ -
2533	T680001403	367.1	$ -	$ -	$ -	$ -	$ -	$ -	$ -	$ -	$ -	$ -	$ -
2534	T680001403	368.0	$ -	$ -	$ -	$ -	$ -	$ -	$ -	$ -	$ -	$ -	$ -
2535	T680001403	369.0	$ -	$ -	$ -	$ -	$ -	$ -	$ -	$ -	$ -	$ -	$ -
2536	T680001404	367.1	$ -	$ -	$ -	$ -	$ -	$ -	$ -	$ -	$ -	$ -	$ -
2537	T680001404	368.0	$ -	$ -	$ -	$ -	$ -	$ -	$ -	$ -	$ -	$ -	$ -
2538	T680001404	369.0	$ -	$ -	$ -	$ -	$ -	$ -	$ -	$ -	$ -	$ -	$ -
2539	T626001405	368.0	$ -	$ -	$ -	$ -	$ -	$ -	$ -	$ -	$ -	$ -	$ -
2540	T626001405	369.0	$ -	$ -	$ -	$ -	$ -	$ -	$ -	$ -	$ -	$ -	$ -
2541	T610001406	367.1	$ -	$ -	$ 2,906	$ 2,906	$ 2,906	$ 2,906	$ 2,906	$ 2,906	$ 2,906	$ 2,906	$ 2,906
2542	T610001406	368.0	$ -	$ -	$ 415	$ 415	$ 415	$ 415	$ 415	$ 415	$ 415	$ 415	$ 415
2543	T610001406	369.0	$ -	$ -	$ 830	$ 830	$ 830	$ 830	$ 830	$ 830	$ 830	$ 830	$ 830
2544	T624001408	368.0	$ -	$ -	$ -	$ -	$ -	$ -	$ -	$ -	$ -	$ -	$ -
2545	T624001408	369.0	$ -	$ -	$ -	$ -	$ -	$ -	$ -	$ -	$ -	$ -	$ -
2546	T680001409	367.1	$ -	$ -	$ -	$ -	$ -	$ -	$ -	$ -	$ -	$ -	$ -
2547	T680001409	368.0	$ -	$ -	$ -	$ -	$ -	$ -	$ -	$ -	$ -	$ -	$ -
2548	T680001409	369.0	$ -	$ -	$ -	$ -	$ -	$ -	$ -	$ -	$ -	$ -	$ -
2549	T624001410	369.0	$ -	$ -	$ -	$ -	$ -	$ -	$ -	$ -	$ -	$ -	$ -
2550	T680001411	368.0	$ -	$ -	$ -	$ -	$ -	$ -	$ -	$ -	$ -	$ -	$ -
2551	T680001411	369.0	$ -	$ -	$ -	$ -	$ -	$ -	$ -	$ -	$ -	$ -	$ -

Sponsored by NMGC Witness Erik C. Buchanan

NEW MEXICO GAS COMPANY, INC.

Gross Balances
Base Period - 12 Months Ending March 31, 2023
Future Test Year - 12 Months Ending September 30, 2025

	A	B	N	O	P	Q	R	S	T	U	V	W	X	Y
1														
2			Balance	Balance	Balance	Balance	Balance	Balance	Balance	Balance	Balance	Balance	Balance	Balance
3	Investment Number / Beginning Balance	FERC Account	2/29/2024	3/31/2024	4/30/2024	5/31/2024	6/30/2024	7/31/2024	8/31/2024	9/30/2024	10/31/2024	11/30/2024	12/31/2024	1/31/2025
2503	T624001386	367.1	$ -	$ -	$ -	$ -	$ -	$ -	$ -	$ -	$ -	$ -	$ -	$ -
2504	T624001386	368.0	$ -	$ -	$ -	$ -	$ -	$ -	$ -	$ -	$ -	$ -	$ -	$ -
2505	T624001386	369.0	$ -	$ -	$ -	$ -	$ -	$ -	$ -	$ -	$ -	$ -	$ -	$ -
2506	T624001387	367.1	$ -	$ -	$ -	$ -	$ -	$ -	$ -	$ -	$ -	$ -	$ -	$ -
2507	T624001387	368.0	$ -	$ -	$ -	$ -	$ -	$ -	$ -	$ -	$ -	$ -	$ -	$ -
2508	T624001387	369.0	$ -	$ -	$ -	$ -	$ -	$ -	$ -	$ -	$ -	$ -	$ -	$ -
2509	T610001388	367.1	$ -	$ -	$ -	$ -	$ -	$ -	$ -	$ -	$ -	$ -	$ -	$ -
2510	T610001388	368.0	$ -	$ -	$ -	$ -	$ -	$ -	$ -	$ -	$ -	$ -	$ -	$ -
2511	T610001388	369.0	$ -	$ -	$ -	$ -	$ -	$ -	$ -	$ -	$ -	$ -	$ -	$ -
2512	T610001389	367.1	$ -	$ -	$ -	$ -	$ -	$ -	$ -	$ -	$ -	$ -	$ -	$ -
2513	T610001389	368.0	$ -	$ -	$ -	$ -	$ -	$ -	$ -	$ -	$ -	$ -	$ -	$ -
2514	T610001389	369.0	$ -	$ -	$ -	$ -	$ -	$ -	$ -	$ -	$ -	$ -	$ -	$ -
2515	T660001390	367.1	$ -	$ -	$ -	$ -	$ -	$ -	$ -	$ -	$ -	$ -	$ -	$ -
2516	T660001390	368.0	$ -	$ -	$ -	$ -	$ -	$ -	$ -	$ -	$ -	$ -	$ -	$ -
2517	T660001390	369.0	$ -	$ -	$ -	$ -	$ -	$ -	$ -	$ -	$ -	$ -	$ -	$ -
2518	T680001397	367.1	$ -	$ -	$ -	$ -	$ -	$ -	$ -	$ -	$ -	$ -	$ -	$ -
2519	T680001397	368.0	$ -	$ -	$ -	$ -	$ -	$ -	$ -	$ -	$ -	$ -	$ -	$ -
2520	T680001397	369.0	$ -	$ -	$ -	$ -	$ -	$ -	$ -	$ -	$ -	$ -	$ -	$ -
2521	T624001399	367.1	$ -	$ -	$ -	$ -	$ -	$ -	$ -	$ -	$ -	$ -	$ -	$ -
2522	T624001399	368.0	$ -	$ -	$ -	$ -	$ -	$ -	$ -	$ -	$ -	$ -	$ -	$ -
2523	T624001399	369.0	$ -	$ -	$ -	$ -	$ -	$ -	$ -	$ -	$ -	$ -	$ -	$ -
2524	T624001400	367.1	$ -	$ -	$ -	$ -	$ -	$ -	$ -	$ -	$ -	$ -	$ -	$ -
2525	T624001400	368.0	$ -	$ -	$ -	$ -	$ -	$ -	$ -	$ -	$ -	$ -	$ -	$ -
2526	T624001400	369.0	$ -	$ -	$ -	$ -	$ -	$ -	$ -	$ -	$ -	$ -	$ -	$ -
2527	T624001401	367.1	$ -	$ -	$ -	$ -	$ -	$ -	$ -	$ -	$ -	$ -	$ -	$ -
2528	T624001401	368.0	$ -	$ -	$ -	$ -	$ -	$ -	$ -	$ -	$ -	$ -	$ -	$ -
2529	T624001401	369.0	$ -	$ -	$ -	$ -	$ -	$ -	$ -	$ -	$ -	$ -	$ -	$ -
2530	T624001402	367.1	$ -	$ -	$ -	$ -	$ -	$ -	$ -	$ -	$ -	$ -	$ -	$ -
2531	T624001402	368.0	$ -	$ -	$ -	$ -	$ -	$ -	$ -	$ -	$ -	$ -	$ -	$ -
2532	T624001402	369.0	$ -	$ -	$ -	$ -	$ -	$ -	$ -	$ -	$ -	$ -	$ -	$ -
2533	T680001403	367.1	$ -	$ -	$ -	$ -	$ -	$ -	$ -	$ -	$ -	$ -	$ -	$ -
2534	T680001403	368.0	$ -	$ -	$ -	$ -	$ -	$ -	$ -	$ -	$ -	$ -	$ -	$ -
2535	T680001403	369.0	$ -	$ -	$ -	$ -	$ -	$ -	$ -	$ -	$ -	$ -	$ -	$ -
2536	T680001404	367.1	$ -	$ -	$ -	$ -	$ -	$ -	$ -	$ -	$ -	$ -	$ -	$ -
2537	T680001404	368.0	$ -	$ -	$ -	$ -	$ -	$ -	$ -	$ -	$ -	$ -	$ -	$ -
2538	T680001404	369.0	$ -	$ -	$ -	$ -	$ -	$ -	$ -	$ -	$ -	$ -	$ -	$ -
2539	T626001405	368.0	$ -	$ -	$ -	$ -	$ -	$ -	$ -	$ -	$ -	$ -	$ -	$ -
2540	T626001405	369.0	$ -	$ -	$ -	$ -	$ -	$ -	$ -	$ -	$ -	$ -	$ -	$ -
2541	T610001406	367.1	$ 2,906	$ 2,906	$ 2,906	$ 2,906	$ 2,906	$ 2,906	$ 2,906	$ 2,906	$ 2,906	$ 2,906	$ 2,906	$ 2,906
2542	T610001406	368.0	$ 415	$ 415	$ 415	$ 415	$ 415	$ 415	$ 415	$ 415	$ 415	$ 415	$ 415	$ 415
2543	T610001406	369.0	$ 830	$ 830	$ 830	$ 830	$ 830	$ 830	$ 830	$ 830	$ 830	$ 830	$ 830	$ 830
2544	T624001408	368.0	$ -	$ -	$ -	$ -	$ -	$ -	$ -	$ -	$ -	$ -	$ -	$ -
2545	T624001408	369.0	$ -	$ -	$ -	$ -	$ -	$ -	$ -	$ -	$ -	$ -	$ -	$ -
2546	T680001409	367.1	$ -	$ -	$ -	$ -	$ -	$ -	$ -	$ 394,538	$ 394,538	$ 394,538	$ 394,538	$ 394,538
2547	T680001409	368.0	$ -	$ -	$ -	$ -	$ -	$ -	$ -	$ 56,363	$ 56,363	$ 56,363	$ 56,363	$ 56,363
2548	T680001409	369.0	$ -	$ -	$ -	$ -	$ -	$ -	$ -	$ 112,725	$ 112,725	$ 112,725	$ 112,725	$ 112,725
2549	T624001410	369.0	$ -	$ -	$ -	$ -	$ -	$ -	$ -	$ -	$ -	$ -	$ -	$ -
2550	T680001411	368.0	$ -	$ -	$ -	$ -	$ -	$ -	$ -	$ -	$ -	$ -	$ -	$ -
2551	T680001411	369.0	$ -	$ -	$ -	$ -	$ -	$ -	$ -	$ -	$ -	$ -	$ -	$ -

Sponsored by NMGC Witness Erik C. Buchanan

NEW MEXICO GAS COMPANY, INC.

Gross Balances
Base Period - 12 Months Ending March 31, 2023
Future Test Year - 12 Months Ending September 30, 2025

	A	B	Z	AA	AB	AC	AD	AE	AF	AG
1										
2			Balance	Balance	Balance	Balance	Balance	Balance	Balance	Balance
3	Investment Number / Beginning Balance	FERC Account	2/28/2025	3/31/2025	4/30/2025	5/31/2025	6/30/2025	7/31/2025	8/31/2025	9/30/2025
2503	T624001386	367.1	$ -	$ -	$ -	$ -	$ -	$ -	$ -	$ -
2504	T624001386	368.0	$ -	$ -	$ -	$ -	$ -	$ -	$ -	$ -
2505	T624001386	369.0	$ -	$ -	$ -	$ -	$ -	$ -	$ -	$ -
2506	T624001387	367.1	$ -	$ -	$ -	$ -	$ -	$ -	$ -	$ -
2507	T624001387	368.0	$ -	$ -	$ -	$ -	$ -	$ -	$ -	$ -
2508	T624001387	369.0	$ -	$ -	$ -	$ -	$ -	$ -	$ -	$ -
2509	T610001388	367.1	$ -	$ -	$ -	$ -	$ -	$ -	$ -	$ -
2510	T610001388	368.0	$ -	$ -	$ -	$ -	$ -	$ -	$ -	$ -
2511	T610001388	369.0	$ -	$ -	$ -	$ -	$ -	$ -	$ -	$ -
2512	T610001389	367.1	$ -	$ -	$ -	$ -	$ -	$ -	$ -	$ -
2513	T610001389	368.0	$ -	$ -	$ -	$ -	$ -	$ -	$ -	$ -
2514	T610001389	369.0	$ -	$ -	$ -	$ -	$ -	$ -	$ -	$ -
2515	T660001390	367.1	$ -	$ -	$ -	$ -	$ -	$ -	$ -	$ -
2516	T660001390	368.0	$ -	$ -	$ -	$ -	$ -	$ -	$ -	$ -
2517	T660001390	369.0	$ -	$ -	$ -	$ -	$ -	$ -	$ -	$ -
2518	T680001397	367.1	$ -	$ -	$ -	$ -	$ -	$ -	$ -	$ -
2519	T680001397	368.0	$ -	$ -	$ -	$ -	$ -	$ -	$ -	$ -
2520	T680001397	369.0	$ -	$ -	$ -	$ -	$ -	$ -	$ -	$ -
2521	T624001399	367.1	$ -	$ -	$ -	$ -	$ -	$ -	$ -	$ -
2522	T624001399	368.0	$ -	$ -	$ -	$ -	$ -	$ -	$ -	$ -
2523	T624001399	369.0	$ -	$ -	$ -	$ -	$ -	$ -	$ -	$ -
2524	T624001400	367.1	$ -	$ -	$ -	$ -	$ -	$ -	$ -	$ -
2525	T624001400	368.0	$ -	$ -	$ -	$ -	$ -	$ -	$ -	$ -
2526	T624001400	369.0	$ -	$ -	$ -	$ -	$ -	$ -	$ -	$ -
2527	T624001401	367.1	$ -	$ -	$ -	$ -	$ -	$ -	$ -	$ -
2528	T624001401	368.0	$ -	$ -	$ -	$ -	$ -	$ -	$ -	$ -
2529	T624001401	369.0	$ -	$ -	$ -	$ -	$ -	$ -	$ -	$ -
2530	T624001402	367.1	$ -	$ -	$ -	$ -	$ -	$ -	$ -	$ -
2531	T624001402	368.0	$ -	$ -	$ -	$ -	$ -	$ -	$ -	$ -
2532	T624001402	369.0	$ -	$ -	$ -	$ -	$ -	$ -	$ -	$ -
2533	T680001403	367.1	$ -	$ -	$ -	$ -	$ -	$ -	$ -	$ -
2534	T680001403	368.0	$ -	$ -	$ -	$ -	$ -	$ -	$ -	$ -
2535	T680001403	369.0	$ -	$ -	$ -	$ -	$ -	$ -	$ -	$ -
2536	T680001404	367.1	$ -	$ -	$ -	$ -	$ -	$ -	$ -	$ -
2537	T680001404	368.0	$ -	$ -	$ -	$ -	$ -	$ -	$ -	$ -
2538	T680001404	369.0	$ -	$ -	$ -	$ -	$ -	$ -	$ -	$ -
2539	T626001405	368.0	$ -	$ -	$ -	$ -	$ -	$ -	$ -	$ -
2540	T626001405	369.0	$ -	$ -	$ -	$ -	$ -	$ -	$ -	$ -
2541	T610001406	367.1	$ 2,906	$ 2,906	$ 2,906	$ 2,906	$ 2,906	$ 2,906	$ 2,906	$ 2,906
2542	T610001406	368.0	$ 415	$ 415	$ 415	$ 415	$ 415	$ 415	$ 415	$ 415
2543	T610001406	369.0	$ 830	$ 830	$ 830	$ 830	$ 830	$ 830	$ 830	$ 830
2544	T624001408	368.0	$ -	$ -	$ -	$ -	$ -	$ -	$ -	$ -
2545	T624001408	369.0	$ -	$ -	$ -	$ -	$ -	$ -	$ -	$ -
2546	T680001409	367.1	$ 394,538	$ 394,538	$ 394,538	$ 394,538	$ 394,538	$ 394,538	$ 394,538	$ 394,538
2547	T680001409	368.0	$ 56,363	$ 56,363	$ 56,363	$ 56,363	$ 56,363	$ 56,363	$ 56,363	$ 56,363
2548	T680001409	369.0	$ 112,725	$ 112,725	$ 112,725	$ 112,725	$ 112,725	$ 112,725	$ 112,725	$ 112,725
2549	T624001410	369.0	$ -	$ -	$ -	$ -	$ -	$ -	$ -	$ -
2550	T680001411	368.0	$ -	$ -	$ -	$ -	$ -	$ -	$ -	$ -
2551	T680001411	369.0	$ -	$ -	$ -	$ -	$ -	$ -	$ -	$ -

Sponsored by NMGC Witness Erik C. Buchanan

NEW MEXICO GAS COMPANY, INC.

Gross Balances
Base Period - 12 Months Ending March 31, 2023
Future Test Year - 12 Months Ending September 30, 2025

	A	B	C	D	E	F	G	H	I	J	K	L	M
1			Adjusted Base Period										
2			Balance	Balance	Balance	Balance	Balance	Balance	Balance	Balance	Balance	Balance	Balance
3	Investment Number / Beginning Balance	FERC Account	3/31/2023	4/30/2023	5/31/2023	6/30/2023	7/31/2023	8/31/2023	9/30/2023	10/31/2023	11/30/2023	12/31/2023	1/31/2024
2552	T621001412	367.1	$ -	$ -	$ -	$ -	$ -	$ -	$ -	$ -	$ -	$ -	$ -
2553	T621001412	368.0	$ -	$ -	$ -	$ -	$ -	$ -	$ -	$ -	$ -	$ -	$ -
2554	T621001412	369.0	$ -	$ -	$ -	$ -	$ -	$ -	$ -	$ -	$ -	$ -	$ -
2555	T624001413	367.1	$ -	$ -	$ -	$ -	$ -	$ -	$ -	$ -	$ -	$ -	$ -
2556	T624001413	368.0	$ -	$ -	$ -	$ -	$ -	$ -	$ -	$ -	$ -	$ -	$ -
2557	T624001413	369.0	$ -	$ -	$ -	$ -	$ -	$ -	$ -	$ -	$ -	$ -	$ -
2558	T624001414	367.1	$ -	$ -	$ -	$ -	$ -	$ -	$ -	$ -	$ -	$ -	$ -
2559	T624001414	368.0	$ -	$ -	$ -	$ -	$ -	$ -	$ -	$ -	$ -	$ -	$ -
2560	T624001414	369.0	$ -	$ -	$ -	$ -	$ -	$ -	$ -	$ -	$ -	$ -	$ -
2561	T680001415	368.0	$ -	$ -	$ -	$ -	$ -	$ -	$ -	$ -	$ -	$ -	$ -
2562	T680001415	369.0	$ -	$ -	$ -	$ -	$ -	$ -	$ -	$ -	$ -	$ -	$ -
2563	T624001416	367.1	$ -	$ -	$ -	$ -	$ -	$ -	$ -	$ -	$ -	$ -	$ -
2564	T624001416	368.0	$ -	$ -	$ -	$ -	$ -	$ -	$ -	$ -	$ -	$ -	$ -
2565	T624001416	369.0	$ -	$ -	$ -	$ -	$ -	$ -	$ -	$ -	$ -	$ -	$ -
2566	T624001417	367.1	$ -	$ -	$ -	$ -	$ -	$ -	$ -	$ -	$ -	$ -	$ -
2567	T624001417	368.0	$ -	$ -	$ -	$ -	$ -	$ -	$ -	$ -	$ -	$ -	$ -
2568	T624001417	369.0	$ -	$ -	$ -	$ -	$ -	$ -	$ -	$ -	$ -	$ -	$ -
2569	T624001418	367.1	$ -	$ -	$ -	$ -	$ -	$ -	$ -	$ -	$ -	$ -	$ -
2570	T624001418	368.0	$ -	$ -	$ -	$ -	$ -	$ -	$ -	$ -	$ -	$ -	$ -
2571	T624001418	369.0	$ -	$ -	$ -	$ -	$ -	$ -	$ -	$ -	$ -	$ -	$ -
2572	T660001419	367.1	$ -	$ -	$ -	$ -	$ -	$ -	$ -	$ -	$ -	$ -	$ -
2573	T660001419	368.0	$ -	$ -	$ -	$ -	$ -	$ -	$ -	$ -	$ -	$ -	$ -
2574	T660001419	369.0	$ -	$ -	$ -	$ -	$ -	$ -	$ -	$ -	$ -	$ -	$ -
2575	T660001420	368.0	$ -	$ -	$ -	$ -	$ -	$ -	$ -	$ -	$ -	$ -	$ -
2576	T660001420	369.0	$ -	$ -	$ -	$ -	$ -	$ -	$ -	$ -	$ -	$ -	$ -
2577	T680001421	368.0	$ -	$ -	$ -	$ -	$ -	$ -	$ -	$ -	$ -	$ -	$ -
2578	T680001421	369.0	$ -	$ -	$ -	$ -	$ -	$ -	$ -	$ -	$ -	$ -	$ -
2579	T624001422	367.1	$ -	$ -	$ -	$ -	$ -	$ -	$ -	$ -	$ -	$ -	$ -
2580	T624001422	368.0	$ -	$ -	$ -	$ -	$ -	$ -	$ -	$ -	$ -	$ -	$ -
2581	T624001422	369.0	$ -	$ -	$ -	$ -	$ -	$ -	$ -	$ -	$ -	$ -	$ -
2582	T680001423	368.0	$ -	$ -	$ -	$ -	$ -	$ -	$ -	$ -	$ -	$ -	$ -
2583	T680001423	369.0	$ -	$ -	$ -	$ -	$ -	$ -	$ -	$ -	$ -	$ -	$ -
2584	T680001424	368.0	$ -	$ -	$ -	$ -	$ -	$ -	$ -	$ -	$ -	$ -	$ -
2585	T680001424	369.0	$ -	$ -	$ -	$ -	$ -	$ -	$ -	$ -	$ -	$ -	$ -
2586	T624001425	367.1	$ -	$ -	$ -	$ -	$ 676,807	$ 676,807	$ 676,807	$ 676,807	$ 676,807	$ 676,807	$ 676,807
2587	T624001425	368.0	$ -	$ -	$ -	$ -	$ 96,687	$ 96,687	$ 96,687	$ 96,687	$ 96,687	$ 96,687	$ 96,687
2588	T624001425	369.0	$ -	$ -	$ -	$ -	$ 193,373	$ 193,373	$ 193,373	$ 193,373	$ 193,373	$ 193,373	$ 193,373
2589	T610001426	368.0	$ -	$ -	$ -	$ -	$ -	$ -	$ -	$ -	$ -	$ -	$ -
2590	T610001426	369.0	$ -	$ -	$ -	$ -	$ -	$ -	$ -	$ -	$ -	$ -	$ -
2591	T610001427	368.0	$ -	$ -	$ -	$ -	$ -	$ -	$ -	$ -	$ -	$ -	$ -
2592	T610001427	369.0	$ -	$ -	$ -	$ -	$ -	$ -	$ -	$ -	$ -	$ -	$ -
2593	T610001428	368.0	$ -	$ -	$ -	$ -	$ -	$ -	$ -	$ -	$ -	$ -	$ -
2594	T610001428	369.0	$ -	$ -	$ -	$ -	$ -	$ -	$ -	$ -	$ -	$ -	$ -
2595	T610001429	368.0	$ -	$ -	$ -	$ -	$ -	$ -	$ -	$ -	$ -	$ -	$ -
2596	T610001429	369.0	$ -	$ -	$ -	$ -	$ -	$ -	$ -	$ -	$ -	$ -	$ -
2597	T610001430	368.0	$ -	$ -	$ -	$ -	$ -	$ -	$ -	$ -	$ -	$ -	$ -
2598	T610001430	369.0	$ -	$ -	$ -	$ -	$ -	$ -	$ -	$ -	$ -	$ -	$ -
2599	T680001431	369.0	$ -	$ -	$ -	$ -	$ -	$ -	$ -	$ -	$ -	$ -	$ -
2600	T680001432	368.0	$ -	$ -	$ -	$ -	$ -	$ -	$ -	$ -	$ -	$ -	$ -

Sponsored by NMGC Witness Erik C. Buchanan

NEW MEXICO GAS COMPANY, INC.

Gross Balances
Base Period - 12 Months Ending March 31, 2023
Future Test Year - 12 Months Ending September 30, 2025

	A	B	N	O	P	Q	R	S	T	U	V	W	X	Y
1														
2			Balance	Balance	Balance	Balance	Balance	Balance	Balance	Balance	Balance	Balance	Balance	Balance
3	Investment Number / Beginning Balance	FERC Account	2/29/2024	3/31/2024	4/30/2024	5/31/2024	6/30/2024	7/31/2024	8/31/2024	9/30/2024	10/31/2024	11/30/2024	12/31/2024	1/31/2025
2552	T621001412	367.1	$ -	$ -	$ -	$ -	$ -	$ -	$ -	$ -	$ -	$ -	$ -	$ -
2553	T621001412	368.0	$ -	$ -	$ -	$ -	$ -	$ -	$ -	$ -	$ -	$ -	$ -	$ -
2554	T621001412	369.0	$ -	$ -	$ -	$ -	$ -	$ -	$ -	$ -	$ -	$ -	$ -	$ -
2555	T624001413	367.1	$ -	$ -	$ -	$ -	$ -	$ -	$ -	$ -	$ -	$ -	$ -	$ -
2556	T624001413	368.0	$ -	$ -	$ -	$ -	$ -	$ -	$ -	$ -	$ -	$ -	$ -	$ -
2557	T624001413	369.0	$ -	$ -	$ -	$ -	$ -	$ -	$ -	$ -	$ -	$ -	$ -	$ -
2558	T624001414	367.1	$ -	$ -	$ -	$ -	$ -	$ -	$ -	$ -	$ -	$ -	$ -	$ -
2559	T624001414	368.0	$ -	$ -	$ -	$ -	$ -	$ -	$ -	$ -	$ -	$ -	$ -	$ -
2560	T624001414	369.0	$ -	$ -	$ -	$ -	$ -	$ -	$ -	$ -	$ -	$ -	$ -	$ -
2561	T680001415	368.0	$ -	$ -	$ -	$ -	$ -	$ -	$ -	$ -	$ -	$ -	$ -	$ -
2562	T680001415	369.0	$ -	$ -	$ -	$ -	$ -	$ -	$ -	$ -	$ -	$ -	$ -	$ -
2563	T624001416	367.1	$ -	$ -	$ -	$ -	$ -	$ -	$ -	$ -	$ -	$ -	$ -	$ -
2564	T624001416	368.0	$ -	$ -	$ -	$ -	$ -	$ -	$ -	$ -	$ -	$ -	$ -	$ -
2565	T624001416	369.0	$ -	$ -	$ -	$ -	$ -	$ -	$ -	$ -	$ -	$ -	$ -	$ -
2566	T624001417	367.1	$ -	$ -	$ -	$ -	$ -	$ -	$ -	$ -	$ -	$ -	$ -	$ -
2567	T624001417	368.0	$ -	$ -	$ -	$ -	$ -	$ -	$ -	$ -	$ -	$ -	$ -	$ -
2568	T624001417	369.0	$ -	$ -	$ -	$ -	$ -	$ -	$ -	$ -	$ -	$ -	$ -	$ -
2569	T624001418	367.1	$ -	$ -	$ -	$ -	$ -	$ -	$ -	$ -	$ -	$ -	$ -	$ -
2570	T624001418	368.0	$ -	$ -	$ -	$ -	$ -	$ -	$ -	$ -	$ -	$ -	$ -	$ -
2571	T624001418	369.0	$ -	$ -	$ -	$ -	$ -	$ -	$ -	$ -	$ -	$ -	$ -	$ -
2572	T660001419	367.1	$ -	$ -	$ -	$ -	$ -	$ -	$ -	$ -	$ -	$ -	$ -	$ -
2573	T660001419	368.0	$ -	$ -	$ -	$ -	$ -	$ -	$ -	$ -	$ -	$ -	$ -	$ -
2574	T660001419	369.0	$ -	$ -	$ -	$ -	$ -	$ -	$ -	$ -	$ -	$ -	$ -	$ -
2575	T660001420	368.0	$ -	$ -	$ -	$ -	$ -	$ -	$ -	$ -	$ -	$ -	$ -	$ -
2576	T660001420	369.0	$ -	$ -	$ -	$ -	$ -	$ -	$ -	$ -	$ -	$ -	$ -	$ -
2577	T680001421	368.0	$ -	$ -	$ -	$ -	$ -	$ -	$ -	$ -	$ -	$ -	$ -	$ -
2578	T680001421	369.0	$ -	$ -	$ -	$ -	$ -	$ -	$ -	$ -	$ -	$ -	$ -	$ -
2579	T624001422	367.1	$ -	$ -	$ -	$ -	$ -	$ -	$ -	$ -	$ -	$ -	$ -	$ -
2580	T624001422	368.0	$ -	$ -	$ -	$ -	$ -	$ -	$ -	$ -	$ -	$ -	$ -	$ -
2581	T624001422	369.0	$ -	$ -	$ -	$ -	$ -	$ -	$ -	$ -	$ -	$ -	$ -	$ -
2582	T680001423	368.0	$ -	$ -	$ -	$ -	$ -	$ -	$ -	$ -	$ -	$ -	$ -	$ -
2583	T680001423	369.0	$ -	$ -	$ -	$ -	$ -	$ -	$ -	$ -	$ -	$ -	$ -	$ -
2584	T680001424	368.0	$ -	$ -	$ -	$ -	$ -	$ -	$ -	$ -	$ -	$ -	$ -	$ -
2585	T680001424	369.0	$ -	$ -	$ -	$ -	$ -	$ -	$ -	$ -	$ -	$ -	$ -	$ -
2586	T624001425	367.1	$ 676,807	$ 676,807	$ 676,807	$ 676,807	$ 676,807	$ 676,807	$ 676,807	$ 676,807	$ 676,807	$ 676,807	$ 676,807	$ 676,807
2587	T624001425	368.0	$ 96,687	$ 96,687	$ 96,687	$ 96,687	$ 96,687	$ 96,687	$ 96,687	$ 96,687	$ 96,687	$ 96,687	$ 96,687	$ 96,687
2588	T624001425	369.0	$ 193,373	$ 193,373	$ 193,373	$ 193,373	$ 193,373	$ 193,373	$ 193,373	$ 193,373	$ 193,373	$ 193,373	$ 193,373	$ 193,373
2589	T610001426	368.0	$ -	$ -	$ -	$ -	$ -	$ -	$ -	$ -	$ -	$ -	$ -	$ -
2590	T610001426	369.0	$ -	$ -	$ -	$ -	$ -	$ -	$ -	$ -	$ -	$ -	$ -	$ -
2591	T610001427	368.0	$ -	$ -	$ -	$ -	$ -	$ -	$ -	$ -	$ -	$ -	$ -	$ -
2592	T610001427	369.0	$ -	$ -	$ -	$ -	$ -	$ -	$ -	$ -	$ -	$ -	$ -	$ -
2593	T610001428	368.0	$ -	$ -	$ -	$ -	$ -	$ -	$ -	$ -	$ -	$ -	$ -	$ -
2594	T610001428	369.0	$ -	$ -	$ -	$ -	$ -	$ -	$ -	$ -	$ -	$ -	$ -	$ -
2595	T610001429	368.0	$ -	$ -	$ -	$ -	$ -	$ -	$ -	$ -	$ -	$ -	$ -	$ -
2596	T610001429	369.0	$ -	$ -	$ -	$ -	$ -	$ -	$ -	$ -	$ -	$ -	$ -	$ -
2597	T610001430	368.0	$ -	$ -	$ -	$ -	$ -	$ -	$ -	$ -	$ -	$ -	$ -	$ -
2598	T610001430	369.0	$ -	$ -	$ -	$ -	$ -	$ -	$ -	$ -	$ -	$ -	$ -	$ -
2599	T680001431	369.0	$ -	$ -	$ -	$ -	$ -	$ -	$ -	$ -	$ -	$ -	$ -	$ -
2600	T680001432	368.0	$ -	$ -	$ -	$ -	$ -	$ -	$ -	$ -	$ -	$ -	$ -	$ -

Sponsored by NMGC Witness Erik C. Buchanan

NEW MEXICO GAS COMPANY, INC.

Gross Balances
Base Period - 12 Months Ending March 31, 2023
Future Test Year - 12 Months Ending September 30, 2025

	A	B	Z	AA	AB	AC	AD	AE	AF	AG
1										
2			Balance	Balance	Balance	Balance	Balance	Balance	Balance	Balance
3	Investment Number / Beginning Balance	FERC Account	2/28/2025	3/31/2025	4/30/2025	5/31/2025	6/30/2025	7/31/2025	8/31/2025	9/30/2025
2552	T621001412	367.1	$ -	$ -	$ -	$ -	$ -	$ -	$ -	$ -
2553	T621001412	368.0	$ -	$ -	$ -	$ -	$ -	$ -	$ -	$ -
2554	T621001412	369.0	$ -	$ -	$ -	$ -	$ -	$ -	$ -	$ -
2555	T624001413	367.1	$ -	$ -	$ -	$ -	$ -	$ -	$ -	$ -
2556	T624001413	368.0	$ -	$ -	$ -	$ -	$ -	$ -	$ -	$ -
2557	T624001413	369.0	$ -	$ -	$ -	$ -	$ -	$ -	$ -	$ -
2558	T624001414	367.1	$ -	$ -	$ -	$ -	$ -	$ -	$ -	$ -
2559	T624001414	368.0	$ -	$ -	$ -	$ -	$ -	$ -	$ -	$ -
2560	T624001414	369.0	$ -	$ -	$ -	$ -	$ -	$ -	$ -	$ -
2561	T680001415	368.0	$ -	$ -	$ -	$ -	$ -	$ -	$ -	$ -
2562	T680001415	369.0	$ -	$ -	$ -	$ -	$ -	$ -	$ -	$ -
2563	T624001416	367.1	$ -	$ -	$ -	$ -	$ -	$ -	$ -	$ -
2564	T624001416	368.0	$ -	$ -	$ -	$ -	$ -	$ -	$ -	$ -
2565	T624001416	369.0	$ -	$ -	$ -	$ -	$ -	$ -	$ -	$ -
2566	T624001417	367.1	$ -	$ -	$ -	$ -	$ -	$ -	$ -	$ -
2567	T624001417	368.0	$ -	$ -	$ -	$ -	$ -	$ -	$ -	$ -
2568	T624001417	369.0	$ -	$ -	$ -	$ -	$ -	$ -	$ -	$ -
2569	T624001418	367.1	$ -	$ -	$ -	$ -	$ -	$ -	$ -	$ -
2570	T624001418	368.0	$ -	$ -	$ -	$ -	$ -	$ -	$ -	$ -
2571	T624001418	369.0	$ -	$ -	$ -	$ -	$ -	$ -	$ -	$ -
2572	T660001419	367.1	$ -	$ -	$ -	$ -	$ -	$ -	$ -	$ -
2573	T660001419	368.0	$ -	$ -	$ -	$ -	$ -	$ -	$ -	$ -
2574	T660001419	369.0	$ -	$ -	$ -	$ -	$ -	$ -	$ -	$ -
2575	T660001420	368.0	$ -	$ -	$ -	$ -	$ -	$ -	$ -	$ -
2576	T660001420	369.0	$ -	$ -	$ -	$ -	$ -	$ -	$ -	$ -
2577	T680001421	368.0	$ -	$ -	$ -	$ -	$ -	$ -	$ -	$ -
2578	T680001421	369.0	$ -	$ -	$ -	$ -	$ -	$ -	$ -	$ -
2579	T624001422	367.1	$ -	$ -	$ -	$ -	$ -	$ -	$ -	$ -
2580	T624001422	368.0	$ -	$ -	$ -	$ -	$ -	$ -	$ -	$ -
2581	T624001422	369.0	$ -	$ -	$ -	$ -	$ -	$ -	$ -	$ -
2582	T680001423	368.0	$ -	$ -	$ -	$ -	$ -	$ -	$ -	$ -
2583	T680001423	369.0	$ -	$ -	$ -	$ -	$ -	$ -	$ -	$ -
2584	T680001424	368.0	$ -	$ -	$ -	$ -	$ -	$ -	$ -	$ -
2585	T680001424	369.0	$ -	$ -	$ -	$ -	$ -	$ -	$ -	$ -
2586	T624001425	367.1	$ 676,807	$ 676,807	$ 676,807	$ 676,807	$ 676,807	$ 676,807	$ 676,807	$ 676,807
2587	T624001425	368.0	$ 96,687	$ 96,687	$ 96,687	$ 96,687	$ 96,687	$ 96,687	$ 96,687	$ 96,687
2588	T624001425	369.0	$ 193,373	$ 193,373	$ 193,373	$ 193,373	$ 193,373	$ 193,373	$ 193,373	$ 193,373
2589	T610001426	368.0	$ -	$ -	$ -	$ -	$ -	$ -	$ -	$ -
2590	T610001426	369.0	$ -	$ -	$ -	$ -	$ -	$ -	$ -	$ -
2591	T610001427	368.0	$ -	$ -	$ -	$ -	$ -	$ -	$ -	$ -
2592	T610001427	369.0	$ -	$ -	$ -	$ -	$ -	$ -	$ -	$ -
2593	T610001428	368.0	$ -	$ -	$ -	$ -	$ -	$ -	$ -	$ -
2594	T610001428	369.0	$ -	$ -	$ -	$ -	$ -	$ -	$ -	$ -
2595	T610001429	368.0	$ -	$ -	$ -	$ -	$ -	$ -	$ -	$ -
2596	T610001429	369.0	$ -	$ -	$ -	$ -	$ -	$ -	$ -	$ -
2597	T610001430	368.0	$ -	$ -	$ -	$ -	$ -	$ -	$ -	$ -
2598	T610001430	369.0	$ -	$ -	$ -	$ -	$ -	$ -	$ -	$ -
2599	T680001431	369.0	$ -	$ -	$ -	$ -	$ -	$ -	$ -	$ -
2600	T680001432	368.0	$ -	$ -	$ -	$ -	$ -	$ -	$ -	$ -

Sponsored by NMGC Witness Erik C. Buchanan

NEW MEXICO GAS COMPANY, INC.

Gross Balances
Base Period - 12 Months Ending March 31, 2023
Future Test Year - 12 Months Ending September 30, 2025

	A	B	C	D	E	F	G	H	I	J	K	L	M
1			Adjusted Base Period										
2			Balance	Balance	Balance	Balance	Balance	Balance	Balance	Balance	Balance	Balance	Balance
3	Investment Number / Beginning Balance	FERC Account	3/31/2023	4/30/2023	5/31/2023	6/30/2023	7/31/2023	8/31/2023	9/30/2023	10/31/2023	11/30/2023	12/31/2023	1/31/2024
2601	T680001432	369.0	$ -	$ -	$ -	$ -	$ -	$ -	$ -	$ -	$ -	$ -	$ -
2602	T680001433	369.0	$ -	$ -	$ -	$ -	$ -	$ -	$ -	$ -	$ -	$ -	$ -
2603	T610001435	368.0	$ -	$ -	$ -	$ -	$ -	$ -	$ -	$ -	$ -	$ -	$ -
2604	T610001435	369.0	$ -	$ -	$ -	$ -	$ -	$ -	$ -	$ -	$ -	$ -	$ -
2605	T680001436	368.0	$ -	$ -	$ -	$ -	$ -	$ -	$ -	$ -	$ -	$ -	$ -
2606	T680001436	369.0	$ -	$ -	$ -	$ -	$ -	$ -	$ -	$ -	$ -	$ -	$ -
2607	T680001438	368.0	$ -	$ -	$ -	$ -	$ -	$ -	$ -	$ -	$ -	$ -	$ -
2608	T680001438	369.0	$ -	$ -	$ -	$ -	$ -	$ -	$ -	$ -	$ -	$ -	$ -
2609	T601001439	367.1	$ -	$ -	$ -	$ -	$ -	$ -	$ -	$ -	$ -	$ -	$ -
2610	T601001439	368.0	$ -	$ -	$ -	$ -	$ -	$ -	$ -	$ -	$ -	$ -	$ -
2611	T601001439	369.0	$ -	$ -	$ -	$ -	$ -	$ -	$ -	$ -	$ -	$ -	$ -
2612	T601001440	367.1	$ -	$ -	$ -	$ -	$ -	$ -	$ -	$ -	$ -	$ -	$ -
2613	T601001440	368.0	$ -	$ -	$ -	$ -	$ -	$ -	$ -	$ -	$ -	$ -	$ -
2614	T601001440	369.0	$ -	$ -	$ -	$ -	$ -	$ -	$ -	$ -	$ -	$ -	$ -
2615	T601001441	367.1	$ -	$ -	$ -	$ -	$ -	$ -	$ -	$ -	$ -	$ -	$ -
2616	T601001441	368.0	$ -	$ -	$ -	$ -	$ -	$ -	$ -	$ -	$ -	$ -	$ -
2617	T601001441	369.0	$ -	$ -	$ -	$ -	$ -	$ -	$ -	$ -	$ -	$ -	$ -
2618	632001442	376.1	$ -	$ -	$ -	$ -	$ -	$ -	$ -	$ -	$ -	$ -	$ -
2619	632001442	376.2	$ -	$ -	$ -	$ -	$ -	$ -	$ -	$ -	$ -	$ -	$ -
2620	632001442	376.4	$ -	$ -	$ -	$ -	$ -	$ -	$ -	$ -	$ -	$ -	$ -
2621	632001442	380.0	$ -	$ -	$ -	$ -	$ -	$ -	$ -	$ -	$ -	$ -	$ -
2622	T601001443	367.1	$ -	$ -	$ -	$ -	$ -	$ -	$ -	$ -	$ -	$ -	$ -
2623	T601001443	368.0	$ -	$ -	$ -	$ -	$ -	$ -	$ -	$ -	$ -	$ -	$ -
2624	T601001443	369.0	$ -	$ -	$ -	$ -	$ -	$ -	$ -	$ -	$ -	$ -	$ -
2625	T624001444	367.1	$ -	$ -	$ -	$ -	$ -	$ -	$ -	$ -	$ -	$ -	$ -
2626	T624001444	368.0	$ -	$ -	$ -	$ -	$ -	$ -	$ -	$ -	$ -	$ -	$ -
2627	T624001444	369.0	$ -	$ -	$ -	$ -	$ -	$ -	$ -	$ -	$ -	$ -	$ -
2628	T601001445	367.1	$ -	$ -	$ -	$ -	$ -	$ -	$ -	$ -	$ -	$ -	$ -
2629	T601001445	368.0	$ -	$ -	$ -	$ -	$ -	$ -	$ -	$ -	$ -	$ -	$ -
2630	T601001445	369.0	$ -	$ -	$ -	$ -	$ -	$ -	$ -	$ -	$ -	$ -	$ -
2631	T680001446	368.0	$ -	$ -	$ -	$ -	$ -	$ -	$ -	$ -	$ -	$ -	$ -
2632	T680001446	369.0	$ -	$ -	$ -	$ -	$ -	$ -	$ -	$ -	$ -	$ -	$ -
2633	T680001447	369.0	$ -	$ -	$ -	$ -	$ -	$ -	$ -	$ -	$ -	$ -	$ -
2634	660001448	376.1	$ -	$ -	$ -	$ -	$ -	$ -	$ -	$ -	$ -	$ -	$ -
2635	660001448	376.2	$ -	$ -	$ -	$ -	$ -	$ -	$ -	$ -	$ -	$ -	$ -
2636	660001448	376.4	$ -	$ -	$ -	$ -	$ -	$ -	$ -	$ -	$ -	$ -	$ -
2637	660001448	380.0	$ -	$ -	$ -	$ -	$ -	$ -	$ -	$ -	$ -	$ -	$ -
2638	T601001449	367.1	$ -	$ -	$ -	$ -	$ -	$ -	$ -	$ -	$ -	$ 356,405	$ 356,405
2639	T601001449	368.0	$ -	$ -	$ -	$ -	$ -	$ -	$ -	$ -	$ -	$ 50,915	$ 50,915
2640	T601001449	369.0	$ -	$ -	$ -	$ -	$ -	$ -	$ -	$ -	$ -	$ 101,830	$ 101,830
2641	T601001450	367.1	$ -	$ -	$ -	$ -	$ -	$ -	$ -	$ -	$ -	$ -	$ -
2642	T601001450	368.0	$ -	$ -	$ -	$ -	$ -	$ -	$ -	$ -	$ -	$ -	$ -
2643	T601001450	369.0	$ -	$ -	$ -	$ -	$ -	$ -	$ -	$ -	$ -	$ -	$ -
2644	633001451	376.1	$ -	$ -	$ -	$ -	$ -	$ -	$ -	$ -	$ -	$ -	$ -
2645	633001451	376.2	$ -	$ -	$ -	$ -	$ -	$ -	$ -	$ -	$ -	$ -	$ -
2646	633001451	376.4	$ -	$ -	$ -	$ -	$ -	$ -	$ -	$ -	$ -	$ -	$ -
2647	633001451	380.0	$ -	$ -	$ -	$ -	$ -	$ -	$ -	$ -	$ -	$ -	$ -
2648	T680001452	367.1	$ -	$ -	$ -	$ -	$ -	$ -	$ -	$ -	$ -	$ -	$ -
2649	T680001452	368.0	$ -	$ -	$ -	$ -	$ -	$ -	$ -	$ -	$ -	$ -	$ -

Sponsored by NMGC Witness Erik C. Buchanan

WP Plant 3 Gross Balances

NEW MEXICO GAS COMPANY, INC.

Gross Balances
Base Period - 12 Months Ending March 31, 2023
Future Test Year - 12 Months Ending September 30, 2025

	A	B	N	O	P	Q	R	S	T	U	V	W	X	Y
1														
2			Balance	Balance	Balance	Balance	Balance	Balance	Balance	Balance	Balance	Balance	Balance	Balance
3	Investment Number / Beginning Balance	FERC Account	2/29/2024	3/31/2024	4/30/2024	5/31/2024	6/30/2024	7/31/2024	8/31/2024	9/30/2024	10/31/2024	11/30/2024	12/31/2024	1/31/2025
2601	T680001432	369.0	$ -	$ -	$ -	$ -	$ -	$ -	$ -	$ -	$ -	$ -	$ -	$ -
2602	T680001433	369.0	$ -	$ -	$ -	$ -	$ -	$ -	$ -	$ -	$ -	$ -	$ -	$ -
2603	T610001435	368.0	$ -	$ -	$ -	$ -	$ -	$ -	$ -	$ -	$ -	$ -	$ -	$ -
2604	T610001435	369.0	$ -	$ -	$ -	$ -	$ -	$ -	$ -	$ -	$ -	$ -	$ -	$ -
2605	T680001436	368.0	$ -	$ -	$ -	$ -	$ -	$ -	$ -	$ -	$ -	$ -	$ -	$ -
2606	T680001436	369.0	$ -	$ -	$ -	$ -	$ -	$ -	$ -	$ -	$ -	$ -	$ -	$ -
2607	T680001438	368.0	$ -	$ -	$ -	$ -	$ -	$ -	$ -	$ -	$ -	$ -	$ -	$ -
2608	T680001438	369.0	$ -	$ -	$ -	$ -	$ -	$ -	$ -	$ -	$ -	$ -	$ -	$ -
2609	T601001439	367.1	$ -	$ -	$ -	$ -	$ -	$ -	$ -	$ -	$ -	$ -	$ -	$ -
2610	T601001439	368.0	$ -	$ -	$ -	$ -	$ -	$ -	$ -	$ -	$ -	$ -	$ -	$ -
2611	T601001439	369.0	$ -	$ -	$ -	$ -	$ -	$ -	$ -	$ -	$ -	$ -	$ -	$ -
2612	T601001440	367.1	$ -	$ -	$ -	$ -	$ 11,474	$ 11,474	$ 11,474	$ 35,139	$ 35,139	$ 35,139	$ 40,979	$ 40,979
2613	T601001440	368.0	$ -	$ -	$ -	$ -	$ 12,517	$ 12,517	$ 12,517	$ 38,333	$ 38,333	$ 38,333	$ 44,704	$ 44,704
2614	T601001440	369.0	$ -	$ -	$ -	$ -	$ 10,779	$ 10,779	$ 10,779	$ 33,009	$ 33,009	$ 33,009	$ 38,495	$ 38,495
2615	T601001441	367.1	$ -	$ -	$ -	$ -	$ -	$ -	$ -	$ -	$ -	$ -	$ -	$ -
2616	T601001441	368.0	$ -	$ -	$ -	$ -	$ -	$ -	$ -	$ -	$ -	$ -	$ -	$ -
2617	T601001441	369.0	$ -	$ -	$ -	$ -	$ -	$ -	$ -	$ -	$ -	$ -	$ -	$ -
2618	632001442	376.1	$ -	$ -	$ -	$ -	$ -	$ -	$ -	$ -	$ -	$ -	$ -	$ -
2619	632001442	376.2	$ -	$ -	$ -	$ -	$ -	$ -	$ -	$ -	$ -	$ -	$ -	$ -
2620	632001442	376.4	$ -	$ -	$ -	$ -	$ -	$ -	$ -	$ -	$ -	$ -	$ -	$ -
2621	632001442	380.0	$ -	$ -	$ -	$ -	$ -	$ -	$ -	$ -	$ -	$ -	$ -	$ -
2622	T601001443	367.1	$ -	$ -	$ -	$ -	$ -	$ -	$ -	$ -	$ -	$ -	$ -	$ -
2623	T601001443	368.0	$ -	$ -	$ -	$ -	$ -	$ -	$ -	$ -	$ -	$ -	$ -	$ -
2624	T601001443	369.0	$ -	$ -	$ -	$ -	$ -	$ -	$ -	$ -	$ -	$ -	$ -	$ -
2625	T624001444	367.1	$ -	$ -	$ -	$ -	$ -	$ -	$ -	$ -	$ -	$ -	$ -	$ -
2626	T624001444	368.0	$ -	$ -	$ -	$ -	$ -	$ -	$ -	$ -	$ -	$ -	$ -	$ -
2627	T624001444	369.0	$ -	$ -	$ -	$ -	$ -	$ -	$ -	$ -	$ -	$ -	$ -	$ -
2628	T601001445	367.1	$ -	$ -	$ -	$ -	$ -	$ -	$ -	$ -	$ -	$ -	$ -	$ -
2629	T601001445	368.0	$ -	$ -	$ -	$ -	$ -	$ -	$ -	$ -	$ -	$ -	$ -	$ -
2630	T601001445	369.0	$ -	$ -	$ -	$ -	$ -	$ -	$ -	$ -	$ -	$ -	$ -	$ -
2631	T680001446	368.0	$ -	$ -	$ -	$ -	$ -	$ -	$ -	$ -	$ -	$ -	$ -	$ -
2632	T680001446	369.0	$ -	$ -	$ -	$ -	$ -	$ -	$ -	$ -	$ -	$ -	$ -	$ -
2633	T680001447	369.0	$ -	$ -	$ -	$ -	$ -	$ -	$ -	$ -	$ -	$ -	$ -	$ -
2634	660001448	376.1	$ -	$ -	$ -	$ -	$ -	$ -	$ -	$ -	$ -	$ -	$ -	$ -
2635	660001448	376.2	$ -	$ -	$ -	$ -	$ -	$ -	$ -	$ -	$ -	$ -	$ -	$ -
2636	660001448	376.4	$ -	$ -	$ -	$ -	$ -	$ -	$ -	$ -	$ -	$ -	$ -	$ -
2637	660001448	380.0	$ -	$ -	$ -	$ -	$ -	$ -	$ -	$ -	$ -	$ -	$ -	$ -
2638	T601001449	367.1	$ 356,405	$ 356,405	$ 356,405	$ 356,405	$ 356,405	$ 356,405	$ 356,405	$ 356,405	$ 356,405	$ 356,405	$ 356,405	$ 356,405
2639	T601001449	368.0	$ 50,915	$ 50,915	$ 50,915	$ 50,915	$ 50,915	$ 50,915	$ 50,915	$ 50,915	$ 50,915	$ 50,915	$ 50,915	$ 50,915
2640	T601001449	369.0	$ 101,830	$ 101,830	$ 101,830	$ 101,830	$ 101,830	$ 101,830	$ 101,830	$ 101,830	$ 101,830	$ 101,830	$ 101,830	$ 101,830
2641	T601001450	367.1	$ -	$ -	$ -	$ -	$ -	$ -	$ -	$ -	$ -	$ -	$ -	$ 405,940
2642	T601001450	368.0	$ -	$ -	$ -	$ -	$ -	$ -	$ -	$ -	$ -	$ -	$ -	$ 57,991
2643	T601001450	369.0	$ -	$ -	$ -	$ -	$ -	$ -	$ -	$ -	$ -	$ -	$ -	$ 115,983
2644	633001451	376.1	$ -	$ -	$ -	$ -	$ -	$ -	$ -	$ -	$ -	$ -	$ -	$ -
2645	633001451	376.2	$ -	$ -	$ -	$ -	$ -	$ -	$ -	$ -	$ -	$ -	$ -	$ -
2646	633001451	376.4	$ -	$ -	$ -	$ -	$ -	$ -	$ -	$ -	$ -	$ -	$ -	$ -
2647	633001451	380.0	$ -	$ -	$ -	$ -	$ -	$ -	$ -	$ -	$ -	$ -	$ -	$ -
2648	T680001452	367.1	$ -	$ -	$ -	$ -	$ -	$ -	$ -	$ -	$ -	$ -	$ -	$ -
2649	T680001452	368.0	$ -	$ -	$ -	$ -	$ -	$ -	$ -	$ -	$ -	$ -	$ -	$ -

Sponsored by NMGC Witness Erik C. Buchanan

WP Plant 3 Gross Balances

NEW MEXICO GAS COMPANY, INC.

Gross Balances
Base Period - 12 Months Ending March 31, 2023
Future Test Year - 12 Months Ending September 30, 2025

	A	B	Z	AA	AB	AC	AD	AE	AF	AG
1										
2			Balance	Balance	Balance	Balance	Balance	Balance	Balance	Balance
3	Investment Number / Beginning Balance	FERC Account	2/28/2025	3/31/2025	4/30/2025	5/31/2025	6/30/2025	7/31/2025	8/31/2025	9/30/2025
2601	T680001432	369.0	$ -	$ -	$ -	$ -	$ -	$ -	$ -	$ -
2602	T680001433	369.0	$ -	$ -	$ -	$ -	$ -	$ -	$ -	$ -
2603	T610001435	368.0	$ -	$ -	$ -	$ -	$ -	$ -	$ -	$ -
2604	T610001435	369.0	$ -	$ -	$ -	$ -	$ -	$ -	$ -	$ -
2605	T680001436	368.0	$ -	$ -	$ -	$ -	$ -	$ -	$ -	$ -
2606	T680001436	369.0	$ -	$ -	$ -	$ -	$ -	$ -	$ -	$ -
2607	T680001438	368.0	$ -	$ -	$ -	$ -	$ -	$ -	$ -	$ -
2608	T680001438	369.0	$ -	$ -	$ -	$ -	$ -	$ -	$ -	$ -
2609	T601001439	367.1	$ -	$ -	$ -	$ -	$ 26,149	$ 26,149	$ 26,149	$ 66,292
2610	T601001439	368.0	$ -	$ -	$ -	$ -	$ 28,527	$ 28,527	$ 28,527	$ 72,318
2611	T601001439	369.0	$ -	$ -	$ -	$ -	$ 24,565	$ 24,565	$ 24,565	$ 62,274
2612	T601001440	367.1	$ 40,979	$ 40,979	$ 40,979	$ 40,979	$ 40,979	$ 40,979	$ 40,979	$ 40,979
2613	T601001440	368.0	$ 44,704	$ 44,704	$ 44,704	$ 44,704	$ 44,704	$ 44,704	$ 44,704	$ 44,704
2614	T601001440	369.0	$ 38,495	$ 38,495	$ 38,495	$ 38,495	$ 38,495	$ 38,495	$ 38,495	$ 38,495
2615	T601001441	367.1	$ -	$ -	$ -	$ -	$ 17,601	$ 17,601	$ 17,601	$ 45,900
2616	T601001441	368.0	$ -	$ -	$ -	$ -	$ 19,201	$ 19,201	$ 19,201	$ 50,073
2617	T601001441	369.0	$ -	$ -	$ -	$ -	$ 16,534	$ 16,534	$ 16,534	$ 43,119
2618	632001442	376.1	$ -	$ -	$ -	$ -	$ -	$ -	$ -	$ -
2619	632001442	376.2	$ -	$ -	$ -	$ -	$ -	$ -	$ -	$ -
2620	632001442	376.4	$ -	$ -	$ -	$ -	$ -	$ -	$ -	$ -
2621	632001442	380.0	$ -	$ -	$ -	$ -	$ -	$ -	$ -	$ -
2622	T601001443	367.1	$ -	$ -	$ -	$ -	$ -	$ -	$ -	$ -
2623	T601001443	368.0	$ -	$ -	$ -	$ -	$ -	$ -	$ -	$ -
2624	T601001443	369.0	$ -	$ -	$ -	$ -	$ -	$ -	$ -	$ -
2625	T624001444	367.1	$ -	$ -	$ -	$ -	$ -	$ -	$ -	$ -
2626	T624001444	368.0	$ -	$ -	$ -	$ -	$ -	$ -	$ -	$ -
2627	T624001444	369.0	$ -	$ -	$ -	$ -	$ -	$ -	$ -	$ -
2628	T601001445	367.1	$ -	$ -	$ -	$ -	$ -	$ -	$ -	$ -
2629	T601001445	368.0	$ -	$ -	$ -	$ -	$ -	$ -	$ -	$ -
2630	T601001445	369.0	$ -	$ -	$ -	$ -	$ -	$ -	$ -	$ -
2631	T680001446	368.0	$ -	$ -	$ -	$ -	$ -	$ -	$ -	$ -
2632	T680001446	369.0	$ -	$ -	$ -	$ -	$ -	$ -	$ -	$ -
2633	T680001447	369.0	$ -	$ -	$ -	$ -	$ -	$ -	$ -	$ -
2634	660001448	376.1	$ -	$ -	$ -	$ -	$ -	$ -	$ -	$ -
2635	660001448	376.2	$ -	$ -	$ -	$ -	$ -	$ -	$ -	$ -
2636	660001448	376.4	$ -	$ -	$ -	$ -	$ -	$ -	$ -	$ -
2637	660001448	380.0	$ -	$ -	$ -	$ -	$ -	$ -	$ -	$ -
2638	T601001449	367.1	$ 356,405	$ 356,405	$ 356,405	$ 356,405	$ 356,405	$ 356,405	$ 356,405	$ 356,405
2639	T601001449	368.0	$ 50,915	$ 50,915	$ 50,915	$ 50,915	$ 50,915	$ 50,915	$ 50,915	$ 50,915
2640	T601001449	369.0	$ 101,830	$ 101,830	$ 101,830	$ 101,830	$ 101,830	$ 101,830	$ 101,830	$ 101,830
2641	T601001450	367.1	$ 405,940	$ 405,940	$ 405,940	$ 405,940	$ 405,940	$ 405,940	$ 405,940	$ 405,940
2642	T601001450	368.0	$ 57,991	$ 57,991	$ 57,991	$ 57,991	$ 57,991	$ 57,991	$ 57,991	$ 57,991
2643	T601001450	369.0	$ 115,983	$ 115,983	$ 115,983	$ 115,983	$ 115,983	$ 115,983	$ 115,983	$ 115,983
2644	633001451	376.1	$ -	$ -	$ -	$ -	$ -	$ -	$ -	$ -
2645	633001451	376.2	$ -	$ -	$ -	$ -	$ -	$ -	$ -	$ -
2646	633001451	376.4	$ -	$ -	$ -	$ -	$ -	$ -	$ -	$ -
2647	633001451	380.0	$ -	$ -	$ -	$ -	$ -	$ -	$ -	$ -
2648	T680001452	367.1	$ -	$ -	$ -	$ -	$ -	$ -	$ -	$ -
2649	T680001452	368.0	$ -	$ -	$ -	$ -	$ -	$ -	$ -	$ -

Sponsored by NMGC Witness Erik C. Buchanan

NEW MEXICO GAS COMPANY, INC.

Gross Balances
Base Period - 12 Months Ending March 31, 2023
Future Test Year - 12 Months Ending September 30, 2025

	A	B	C	D	E	F	G	H	I	J	K	L	M
1			Adjusted Base Period										
2			Balance	Balance	Balance	Balance	Balance	Balance	Balance	Balance	Balance	Balance	Balance
3	Investment Number / Beginning Balance	FERC Account	3/31/2023	4/30/2023	5/31/2023	6/30/2023	7/31/2023	8/31/2023	9/30/2023	10/31/2023	11/30/2023	12/31/2023	1/31/2024
2650	T680001452	369.0	$ -	$ -	$ -	$ -	$ -	$ -	$ -	$ -	$ -	$ -	$ -
2651	660001453	376.1	$ -	$ -	$ -	$ -	$ -	$ -	$ -	$ -	$ -	$ -	$ -
2652	660001453	376.2	$ -	$ -	$ -	$ -	$ -	$ -	$ -	$ -	$ -	$ -	$ -
2653	660001453	376.4	$ -	$ -	$ -	$ -	$ -	$ -	$ -	$ -	$ -	$ -	$ -
2654	660001453	380.0	$ -	$ -	$ -	$ -	$ -	$ -	$ -	$ -	$ -	$ -	$ -
2655	660001454	376.1	$ -	$ -	$ -	$ -	$ -	$ -	$ -	$ -	$ -	$ -	$ -
2656	660001454	376.2	$ -	$ -	$ -	$ -	$ -	$ -	$ -	$ -	$ -	$ -	$ -
2657	660001454	376.4	$ -	$ -	$ -	$ -	$ -	$ -	$ -	$ -	$ -	$ -	$ -
2658	660001454	380.0	$ -	$ -	$ -	$ -	$ -	$ -	$ -	$ -	$ -	$ -	$ -
2659	660001455	376.1	$ -	$ -	$ -	$ -	$ -	$ -	$ -	$ -	$ -	$ -	$ -
2660	660001455	376.2	$ -	$ -	$ -	$ -	$ -	$ -	$ -	$ -	$ -	$ -	$ -
2661	660001455	376.4	$ -	$ -	$ -	$ -	$ -	$ -	$ -	$ -	$ -	$ -	$ -
2662	660001455	380.0	$ -	$ -	$ -	$ -	$ -	$ -	$ -	$ -	$ -	$ -	$ -
2663	660001456	376.1	$ -	$ -	$ -	$ -	$ -	$ -	$ -	$ -	$ -	$ -	$ -
2664	660001456	376.2	$ -	$ -	$ -	$ -	$ -	$ -	$ -	$ -	$ -	$ -	$ -
2665	660001456	376.4	$ -	$ -	$ -	$ -	$ -	$ -	$ -	$ -	$ -	$ -	$ -
2666	660001456	380.0	$ -	$ -	$ -	$ -	$ -	$ -	$ -	$ -	$ -	$ -	$ -
2667	T624001457	367.1	$ -	$ -	$ -	$ -	$ -	$ -	$ -	$ -	$ -	$ -	$ -
2668	T624001457	368.0	$ -	$ -	$ -	$ -	$ -	$ -	$ -	$ -	$ -	$ -	$ -
2669	T624001457	369.0	$ -	$ -	$ -	$ -	$ -	$ -	$ -	$ -	$ -	$ -	$ -
2670	601001458	303.3	$ -	$ -	$ -	$ -	$ -	$ -	$ -	$ -	$ -	$ -	$ -
2671	660001459	376.1	$ -	$ -	$ -	$ -	$ -	$ -	$ -	$ -	$ -	$ -	$ -
2672	660001459	376.2	$ -	$ -	$ -	$ -	$ -	$ -	$ -	$ -	$ -	$ -	$ -
2673	660001459	376.4	$ -	$ -	$ -	$ -	$ -	$ -	$ -	$ -	$ -	$ -	$ -
2674	660001459	380.0	$ -	$ -	$ -	$ -	$ -	$ -	$ -	$ -	$ -	$ -	$ -
2675	660001460	376.1	$ -	$ -	$ -	$ -	$ -	$ -	$ -	$ -	$ -	$ -	$ -
2676	660001460	376.2	$ -	$ -	$ -	$ -	$ -	$ -	$ -	$ -	$ -	$ -	$ -
2677	660001460	376.4	$ -	$ -	$ -	$ -	$ -	$ -	$ -	$ -	$ -	$ -	$ -
2678	660001460	380.0	$ -	$ -	$ -	$ -	$ -	$ -	$ -	$ -	$ -	$ -	$ -
2679	T624001461	367.1	$ -	$ -	$ -	$ -	$ -	$ -	$ -	$ -	$ -	$ -	$ -
2680	T624001461	368.0	$ -	$ -	$ -	$ -	$ -	$ -	$ -	$ -	$ -	$ -	$ -
2681	T624001461	369.0	$ -	$ -	$ -	$ -	$ -	$ -	$ -	$ -	$ -	$ -	$ -
2682	T680001462	367.1	$ -	$ -	$ -	$ -	$ -	$ -	$ -	$ -	$ -	$ -	$ -
2683	T680001462	368.0	$ -	$ -	$ -	$ -	$ -	$ -	$ -	$ -	$ -	$ -	$ -
2684	T680001462	369.0	$ -	$ -	$ -	$ -	$ -	$ -	$ -	$ -	$ -	$ -	$ -
2685	T624001463		$ -	$ -	$ -	$ -	$ -	$ -	$ -	$ -	$ -	$ -	$ -
2686	T624001464	367.1	$ -	$ -	$ -	$ -	$ -	$ -	$ -	$ -	$ -	$ -	$ -
2687	T624001464	368.0	$ -	$ -	$ -	$ -	$ -	$ -	$ -	$ -	$ -	$ -	$ -
2688	T624001464	369.0	$ -	$ -	$ -	$ -	$ -	$ -	$ -	$ -	$ -	$ -	$ -
2689	T680001465	367.1	$ -	$ -	$ -	$ -	$ -	$ -	$ -	$ -	$ -	$ -	$ -
2690	T680001465	368.0	$ -	$ -	$ -	$ -	$ -	$ -	$ -	$ -	$ -	$ -	$ -
2691	T680001465	369.0	$ -	$ -	$ -	$ -	$ -	$ -	$ -	$ -	$ -	$ -	$ -
2692	601001466	376.1	$ -	$ -	$ -	$ 43	$ 43	$ 43	$ 43	$ 43	$ 43	$ 43	$ 43
2693	601001466	376.2	$ -	$ -	$ -	$ 299	$ 299	$ 299	$ 299	$ 299	$ 299	$ 299	$ 299
2694	601001466	376.4	$ -	$ -	$ -	$ 21	$ 21	$ 21	$ 21	$ 21	$ 21	$ 21	$ 21
2695	601001466	380.0	$ -	$ -	$ -	$ 64	$ 64	$ 64	$ 64	$ 64	$ 64	$ 64	$ 64
2696	T624001467	367.1	$ -	$ -	$ -	$ -	$ -	$ -	$ -	$ -	$ -	$ -	$ -
2697	T624001467	368.0	$ -	$ -	$ -	$ -	$ -	$ -	$ -	$ -	$ -	$ -	$ -
2698	T624001467	369.0	$ -	$ -	$ -	$ -	$ -	$ -	$ -	$ -	$ -	$ -	$ -

Sponsored by NMGC Witness Erik C. Buchanan

NEW MEXICO GAS COMPANY, INC.

Gross Balances
Base Period - 12 Months Ending March 31, 2023
Future Test Year - 12 Months Ending September 30, 2025

	A	B	N	O	P	Q	R	S	T	U	V	W	X	Y
1														
2			Balance	Balance	Balance	Balance	Balance	Balance	Balance	Balance	Balance	Balance	Balance	Balance
3	Investment Number / Beginning Balance	FERC Account	2/29/2024	3/31/2024	4/30/2024	5/31/2024	6/30/2024	7/31/2024	8/31/2024	9/30/2024	10/31/2024	11/30/2024	12/31/2024	1/31/2025
2650	T680001452	369.0	$ -	$ -	$ -	$ -	$ -	$ -	$ -	$ -	$ -	$ -	$ -	$ -
2651	660001453	376.1	$ -	$ -	$ -	$ -	$ -	$ -	$ -	$ -	$ -	$ -	$ -	$ -
2652	660001453	376.2	$ -	$ -	$ -	$ -	$ -	$ -	$ -	$ -	$ -	$ -	$ -	$ -
2653	660001453	376.4	$ -	$ -	$ -	$ -	$ -	$ -	$ -	$ -	$ -	$ -	$ -	$ -
2654	660001453	380.0	$ -	$ -	$ -	$ -	$ -	$ -	$ -	$ -	$ -	$ -	$ -	$ -
2655	660001454	376.1	$ -	$ -	$ -	$ -	$ -	$ -	$ -	$ -	$ -	$ -	$ -	$ -
2656	660001454	376.2	$ -	$ -	$ -	$ -	$ -	$ -	$ -	$ -	$ -	$ -	$ -	$ -
2657	660001454	376.4	$ -	$ -	$ -	$ -	$ -	$ -	$ -	$ -	$ -	$ -	$ -	$ -
2658	660001454	380.0	$ -	$ -	$ -	$ -	$ -	$ -	$ -	$ -	$ -	$ -	$ -	$ -
2659	660001455	376.1	$ -	$ -	$ -	$ -	$ -	$ -	$ -	$ -	$ -	$ -	$ -	$ -
2660	660001455	376.2	$ -	$ -	$ -	$ -	$ -	$ -	$ -	$ -	$ -	$ -	$ -	$ -
2661	660001455	376.4	$ -	$ -	$ -	$ -	$ -	$ -	$ -	$ -	$ -	$ -	$ -	$ -
2662	660001455	380.0	$ -	$ -	$ -	$ -	$ -	$ -	$ -	$ -	$ -	$ -	$ -	$ -
2663	660001456	376.1	$ -	$ -	$ -	$ -	$ -	$ -	$ -	$ -	$ -	$ -	$ -	$ -
2664	660001456	376.2	$ -	$ -	$ -	$ -	$ -	$ -	$ -	$ -	$ -	$ -	$ -	$ -
2665	660001456	376.4	$ -	$ -	$ -	$ -	$ -	$ -	$ -	$ -	$ -	$ -	$ -	$ -
2666	660001456	380.0	$ -	$ -	$ -	$ -	$ -	$ -	$ -	$ -	$ -	$ -	$ -	$ -
2667	T624001457	367.1	$ -	$ -	$ -	$ -	$ -	$ -	$ -	$ -	$ -	$ -	$ -	$ -
2668	T624001457	368.0	$ -	$ -	$ -	$ -	$ -	$ -	$ -	$ -	$ -	$ -	$ -	$ -
2669	T624001457	369.0	$ -	$ -	$ -	$ -	$ -	$ -	$ -	$ -	$ -	$ -	$ -	$ -
2670	601001458	303.3	$ -	$ -	$ -	$ -	$ -	$ -	$ -	$ -	$ -	$ -	$ -	$ -
2671	660001459	376.1	$ -	$ -	$ -	$ -	$ -	$ -	$ -	$ -	$ -	$ -	$ -	$ -
2672	660001459	376.2	$ -	$ -	$ -	$ -	$ -	$ -	$ -	$ -	$ -	$ -	$ -	$ -
2673	660001459	376.4	$ -	$ -	$ -	$ -	$ -	$ -	$ -	$ -	$ -	$ -	$ -	$ -
2674	660001459	380.0	$ -	$ -	$ -	$ -	$ -	$ -	$ -	$ -	$ -	$ -	$ -	$ -
2675	660001460	376.1	$ -	$ -	$ -	$ -	$ -	$ -	$ -	$ -	$ -	$ -	$ -	$ -
2676	660001460	376.2	$ -	$ -	$ -	$ -	$ -	$ -	$ -	$ -	$ -	$ -	$ -	$ -
2677	660001460	376.4	$ -	$ -	$ -	$ -	$ -	$ -	$ -	$ -	$ -	$ -	$ -	$ -
2678	660001460	380.0	$ -	$ -	$ -	$ -	$ -	$ -	$ -	$ -	$ -	$ -	$ -	$ -
2679	T624001461	367.1	$ -	$ -	$ -	$ -	$ -	$ -	$ -	$ -	$ -	$ -	$ -	$ -
2680	T624001461	368.0	$ -	$ -	$ -	$ -	$ -	$ -	$ -	$ -	$ -	$ -	$ -	$ -
2681	T624001461	369.0	$ -	$ -	$ -	$ -	$ -	$ -	$ -	$ -	$ -	$ -	$ -	$ -
2682	T680001462	367.1	$ -	$ -	$ -	$ -	$ -	$ -	$ -	$ -	$ -	$ -	$ -	$ -
2683	T680001462	368.0	$ -	$ -	$ -	$ -	$ -	$ -	$ -	$ -	$ -	$ -	$ -	$ -
2684	T680001462	369.0	$ -	$ -	$ -	$ -	$ -	$ -	$ -	$ -	$ -	$ -	$ -	$ -
2685	T624001463		$ -	$ -	$ -	$ -	$ -	$ -	$ -	$ -	$ -	$ -	$ -	$ -
2686	T624001464	367.1	$ -	$ -	$ -	$ -	$ -	$ -	$ -	$ -	$ -	$ -	$ -	$ -
2687	T624001464	368.0	$ -	$ -	$ -	$ -	$ -	$ -	$ -	$ -	$ -	$ -	$ -	$ -
2688	T624001464	369.0	$ -	$ -	$ -	$ -	$ -	$ -	$ -	$ -	$ -	$ -	$ -	$ -
2689	T680001465	367.1	$ -	$ -	$ -	$ -	$ -	$ -	$ -	$ -	$ -	$ -	$ -	$ -
2690	T680001465	368.0	$ -	$ -	$ -	$ -	$ -	$ -	$ -	$ -	$ -	$ -	$ -	$ -
2691	T680001465	369.0	$ -	$ -	$ -	$ -	$ -	$ -	$ -	$ -	$ -	$ -	$ -	$ -
2692	601001466	376.1	$ 43	$ 43	$ 43	$ 43	$ 43	$ 43	$ 43	$ 43	$ 43	$ 43	$ 43	$ 43
2693	601001466	376.2	$ 299	$ 299	$ 299	$ 299	$ 299	$ 299	$ 299	$ 299	$ 299	$ 299	$ 299	$ 299
2694	601001466	376.4	$ 21	$ 21	$ 21	$ 21	$ 21	$ 21	$ 21	$ 21	$ 21	$ 21	$ 21	$ 21
2695	601001466	380.0	$ 64	$ 64	$ 64	$ 64	$ 64	$ 64	$ 64	$ 64	$ 64	$ 64	$ 64	$ 64
2696	T624001467	367.1	$ -	$ -	$ -	$ -	$ -	$ -	$ -	$ -	$ -	$ -	$ -	$ -
2697	T624001467	368.0	$ -	$ -	$ -	$ -	$ -	$ -	$ -	$ -	$ -	$ -	$ -	$ -
2698	T624001467	369.0	$ -	$ -	$ -	$ -	$ -	$ -	$ -	$ -	$ -	$ -	$ -	$ -

Sponsored by NMGC Witness Erik C. Buchanan

NEW MEXICO GAS COMPANY, INC.

Gross Balances
Base Period - 12 Months Ending March 31, 2023
Future Test Year - 12 Months Ending September 30, 2025

	A	B	Z	AA	AB	AC	AD	AE	AF	AG
1										
2			Balance	Balance	Balance	Balance	Balance	Balance	Balance	Balance
3	Investment Number / Beginning Balance	FERC Account	2/28/2025	3/31/2025	4/30/2025	5/31/2025	6/30/2025	7/31/2025	8/31/2025	9/30/2025
2650	T680001452	369.0	$ -	$ -	$ -	$ -	$ -	$ -	$ -	$ -
2651	660001453	376.1	$ -	$ -	$ -	$ -	$ -	$ -	$ -	$ -
2652	660001453	376.2	$ -	$ -	$ -	$ -	$ -	$ -	$ -	$ -
2653	660001453	376.4	$ -	$ -	$ -	$ -	$ -	$ -	$ -	$ -
2654	660001453	380.0	$ -	$ -	$ -	$ -	$ -	$ -	$ -	$ -
2655	660001454	376.1	$ -	$ -	$ -	$ -	$ -	$ -	$ -	$ -
2656	660001454	376.2	$ -	$ -	$ -	$ -	$ -	$ -	$ -	$ -
2657	660001454	376.4	$ -	$ -	$ -	$ -	$ -	$ -	$ -	$ -
2658	660001454	380.0	$ -	$ -	$ -	$ -	$ -	$ -	$ -	$ -
2659	660001455	376.1	$ -	$ -	$ -	$ -	$ -	$ -	$ -	$ -
2660	660001455	376.2	$ -	$ -	$ -	$ -	$ -	$ -	$ -	$ -
2661	660001455	376.4	$ -	$ -	$ -	$ -	$ -	$ -	$ -	$ -
2662	660001455	380.0	$ -	$ -	$ -	$ -	$ -	$ -	$ -	$ -
2663	660001456	376.1	$ -	$ -	$ -	$ -	$ -	$ -	$ -	$ -
2664	660001456	376.2	$ -	$ -	$ -	$ -	$ -	$ -	$ -	$ -
2665	660001456	376.4	$ -	$ -	$ -	$ -	$ -	$ -	$ -	$ -
2666	660001456	380.0	$ -	$ -	$ -	$ -	$ -	$ -	$ -	$ -
2667	T624001457	367.1	$ -	$ -	$ -	$ -	$ -	$ -	$ -	$ -
2668	T624001457	368.0	$ -	$ -	$ -	$ -	$ -	$ -	$ -	$ -
2669	T624001457	369.0	$ -	$ -	$ -	$ -	$ -	$ -	$ -	$ -
2670	601001458	303.3	$ -	$ -	$ -	$ -	$ -	$ -	$ -	$ -
2671	660001459	376.1	$ -	$ -	$ -	$ -	$ -	$ -	$ -	$ -
2672	660001459	376.2	$ -	$ -	$ -	$ -	$ -	$ -	$ -	$ -
2673	660001459	376.4	$ -	$ -	$ -	$ -	$ -	$ -	$ -	$ -
2674	660001459	380.0	$ -	$ -	$ -	$ -	$ -	$ -	$ -	$ -
2675	660001460	376.1	$ -	$ -	$ -	$ -	$ -	$ -	$ -	$ -
2676	660001460	376.2	$ -	$ -	$ -	$ -	$ -	$ -	$ -	$ -
2677	660001460	376.4	$ -	$ -	$ -	$ -	$ -	$ -	$ -	$ -
2678	660001460	380.0	$ -	$ -	$ -	$ -	$ -	$ -	$ -	$ -
2679	T624001461	367.1	$ -	$ -	$ -	$ -	$ -	$ -	$ -	$ -
2680	T624001461	368.0	$ -	$ -	$ -	$ -	$ -	$ -	$ -	$ -
2681	T624001461	369.0	$ -	$ -	$ -	$ -	$ -	$ -	$ -	$ -
2682	T680001462	367.1	$ -	$ -	$ -	$ -	$ -	$ -	$ -	$ -
2683	T680001462	368.0	$ -	$ -	$ -	$ -	$ -	$ -	$ -	$ -
2684	T680001462	369.0	$ -	$ -	$ -	$ -	$ -	$ -	$ -	$ -
2685	T624001463		$ -	$ -	$ -	$ -	$ -	$ -	$ -	$ -
2686	T624001464	367.1	$ -	$ -	$ -	$ -	$ -	$ -	$ -	$ -
2687	T624001464	368.0	$ -	$ -	$ -	$ -	$ -	$ -	$ -	$ -
2688	T624001464	369.0	$ -	$ -	$ -	$ -	$ -	$ -	$ -	$ -
2689	T680001465	367.1	$ -	$ -	$ -	$ -	$ -	$ -	$ -	$ -
2690	T680001465	368.0	$ -	$ -	$ -	$ -	$ -	$ -	$ -	$ -
2691	T680001465	369.0	$ -	$ -	$ -	$ -	$ -	$ -	$ -	$ -
2692	601001466	376.1	$ 43	$ 43	$ 43	$ 43	$ 43	$ 43	$ 43	$ 43
2693	601001466	376.2	$ 299	$ 299	$ 299	$ 299	$ 299	$ 299	$ 299	$ 299
2694	601001466	376.4	$ 21	$ 21	$ 21	$ 21	$ 21	$ 21	$ 21	$ 21
2695	601001466	380.0	$ 64	$ 64	$ 64	$ 64	$ 64	$ 64	$ 64	$ 64
2696	T624001467	367.1	$ -	$ -	$ -	$ -	$ -	$ -	$ -	$ -
2697	T624001467	368.0	$ -	$ -	$ -	$ -	$ -	$ -	$ -	$ -
2698	T624001467	369.0	$ -	$ -	$ -	$ -	$ -	$ -	$ -	$ -

Sponsored by NMGC Witness Erik C. Buchanan

NEW MEXICO GAS COMPANY, INC.

Gross Balances
Base Period - 12 Months Ending March 31, 2023
Future Test Year - 12 Months Ending September 30, 2025

	A	B	C	D	E	F	G	H	I	J	K	L	M
1			Adjusted Base Period										
2			Balance	Balance	Balance	Balance	Balance	Balance	Balance	Balance	Balance	Balance	Balance
3	Investment Number / Beginning Balance	FERC Account	3/31/2023	4/30/2023	5/31/2023	6/30/2023	7/31/2023	8/31/2023	9/30/2023	10/31/2023	11/30/2023	12/31/2023	1/31/2024
2699	T624001468	367.1	$ -	$ -	$ -	$ -	$ -	$ -	$ -	$ -	$ -	$ -	$ -
2700	T624001468	368.0	$ -	$ -	$ -	$ -	$ -	$ -	$ -	$ -	$ -	$ -	$ -
2701	T624001468	369.0	$ -	$ -	$ -	$ -	$ -	$ -	$ -	$ -	$ -	$ -	$ -
2702	T624001469	367.1	$ -	$ -	$ -	$ -	$ -	$ -	$ -	$ -	$ -	$ -	$ -
2703	T624001469	368.0	$ -	$ -	$ -	$ -	$ -	$ -	$ -	$ -	$ -	$ -	$ -
2704	T624001469	369.0	$ -	$ -	$ -	$ -	$ -	$ -	$ -	$ -	$ -	$ -	$ -
2705	601001470	376.1	$ -	$ -	$ -	$ -	$ -	$ -	$ 13,744	$ 13,744	$ 13,744	$ 16,709	$ 16,709
2706	601001470	376.2	$ -	$ -	$ -	$ -	$ -	$ -	$ 96,209	$ 96,209	$ 96,209	$ 116,964	$ 116,964
2707	601001470	376.4	$ -	$ -	$ -	$ -	$ -	$ -	$ 6,872	$ 6,872	$ 6,872	$ 8,355	$ 8,355
2708	601001470	380.0	$ -	$ -	$ -	$ -	$ -	$ -	$ 20,616	$ 20,616	$ 20,616	$ 25,064	$ 25,064
2709	601001471	376.1	$ -	$ -	$ -	$ -	$ -	$ -	$ -	$ -	$ -	$ -	$ -
2710	601001471	376.2	$ -	$ -	$ -	$ -	$ -	$ -	$ -	$ -	$ -	$ -	$ -
2711	601001471	376.4	$ -	$ -	$ -	$ -	$ -	$ -	$ -	$ -	$ -	$ -	$ -
2712	601001471	380.0	$ -	$ -	$ -	$ -	$ -	$ -	$ -	$ -	$ -	$ -	$ -
2713	T601001472	367.3	$ -	$ -	$ -	$ -	$ -	$ -	$ -	$ -	$ -	$ -	$ -
2714	T660001473	367.1	$ -	$ -	$ -	$ -	$ -	$ -	$ -	$ -	$ -	$ -	$ -
2715	T660001473	368.0	$ -	$ -	$ -	$ -	$ -	$ -	$ -	$ -	$ -	$ -	$ -
2716	T660001473	369.0	$ -	$ -	$ -	$ -	$ -	$ -	$ -	$ -	$ -	$ -	$ -
2717	601001474	392.0	$ -	$ -	$ -	$ -	$ -	$ -	$ -	$ -	$ -	$ -	$ -
2718	601001474	392.1	$ -	$ -	$ -	$ -	$ -	$ -	$ -	$ -	$ -	$ -	$ -
2719	601001474	392.2	$ -	$ -	$ -	$ -	$ -	$ -	$ -	$ -	$ -	$ -	$ -
2720	601001474	392.3	$ -	$ -	$ -	$ -	$ -	$ -	$ -	$ -	$ -	$ -	$ -
2721	601001475	392.0	$ -	$ -	$ -	$ -	$ -	$ -	$ -	$ -	$ -	$ -	$ -
2722	601001475	392.1	$ -	$ -	$ -	$ -	$ -	$ -	$ -	$ -	$ -	$ -	$ -
2723	601001475	392.2	$ -	$ -	$ -	$ -	$ -	$ -	$ -	$ -	$ -	$ -	$ -
2724	601001475	392.3	$ -	$ -	$ -	$ -	$ -	$ -	$ -	$ -	$ -	$ -	$ -
2725	601001476	393.0	$ -	$ -	$ -	$ -	$ -	$ -	$ -	$ -	$ -	$ -	$ -
2726	601001476	396.0	$ -	$ -	$ -	$ -	$ -	$ -	$ -	$ -	$ -	$ -	$ -
2727	T660001477	367.1	$ -	$ -	$ -	$ -	$ -	$ -	$ -	$ -	$ -	$ -	$ -
2728	T660001477	368.0	$ -	$ -	$ -	$ -	$ -	$ -	$ -	$ -	$ -	$ -	$ -
2729	T660001477	369.0	$ -	$ -	$ -	$ -	$ -	$ -	$ -	$ -	$ -	$ -	$ -
2730	601001478	393.0	$ -	$ -	$ -	$ -	$ -	$ -	$ -	$ -	$ -	$ -	$ -
2731	601001478	396.0	$ -	$ -	$ -	$ -	$ -	$ -	$ -	$ -	$ -	$ -	$ -
2732	T660001479	367.1	$ -	$ -	$ -	$ -	$ -	$ -	$ -	$ -	$ -	$ -	$ -
2733	T660001479	368.0	$ -	$ -	$ -	$ -	$ -	$ -	$ -	$ -	$ -	$ -	$ -
2734	T660001479	369.0	$ -	$ -	$ -	$ -	$ -	$ -	$ -	$ -	$ -	$ -	$ -
2735	625001481	376.1	$ -	$ -	$ -	$ -	$ -	$ -	$ -	$ -	$ -	$ -	$ -
2736	625001481	376.2	$ -	$ -	$ -	$ -	$ -	$ -	$ -	$ -	$ -	$ -	$ -
2737	625001481	376.4	$ -	$ -	$ -	$ -	$ -	$ -	$ -	$ -	$ -	$ -	$ -
2738	625001481	380.0	$ -	$ -	$ -	$ -	$ -	$ -	$ -	$ -	$ -	$ -	$ -
2739	622001482	376.1	$ -	$ -	$ -	$ -	$ -	$ -	$ -	$ -	$ -	$ -	$ -
2740	622001482	376.2	$ -	$ -	$ -	$ -	$ -	$ -	$ -	$ -	$ -	$ -	$ -
2741	622001482	376.4	$ -	$ -	$ -	$ -	$ -	$ -	$ -	$ -	$ -	$ -	$ -
2742	626001483	376.1	$ -	$ -	$ -	$ -	$ -	$ -	$ -	$ -	$ -	$ -	$ -
2743	626001483	376.2	$ -	$ -	$ -	$ -	$ -	$ -	$ -	$ -	$ -	$ -	$ -
2744	626001483	376.4	$ -	$ -	$ -	$ -	$ -	$ -	$ -	$ -	$ -	$ -	$ -
2745	626001483	380.0	$ -	$ -	$ -	$ -	$ -	$ -	$ -	$ -	$ -	$ -	$ -
2746	625001484	376.1	$ -	$ -	$ -	$ -	$ -	$ -	$ -	$ -	$ -	$ -	$ -
2747	625001484	376.2	$ -	$ -	$ -	$ -	$ -	$ -	$ -	$ -	$ -	$ -	$ -

Sponsored by NMGC Witness Erik C. Buchanan

NEW MEXICO GAS COMPANY, INC.

Gross Balances
Base Period - 12 Months Ending March 31, 2023
Future Test Year - 12 Months Ending September 30, 2025

	A	B	N	O	P	Q	R	S	T	U	V	W	X	Y
1														
2			Balance	Balance	Balance	Balance	Balance	Balance	Balance	Balance	Balance	Balance	Balance	Balance
3	Investment Number / Beginning Balance	FERC Account	2/29/2024	3/31/2024	4/30/2024	5/31/2024	6/30/2024	7/31/2024	8/31/2024	9/30/2024	10/31/2024	11/30/2024	12/31/2024	1/31/2025
2699	T624001468	367.1	$ -	$ -	$ -	$ -	$ -	$ -	$ -	$ -	$ -	$ -	$ -	$ -
2700	T624001468	368.0	$ -	$ -	$ -	$ -	$ -	$ -	$ -	$ -	$ -	$ -	$ -	$ -
2701	T624001468	369.0	$ -	$ -	$ -	$ -	$ -	$ -	$ -	$ -	$ -	$ -	$ -	$ -
2702	T624001469	367.1	$ -	$ -	$ -	$ -	$ -	$ -	$ -	$ -	$ -	$ -	$ -	$ -
2703	T624001469	368.0	$ -	$ -	$ -	$ -	$ -	$ -	$ -	$ -	$ -	$ -	$ -	$ -
2704	T624001469	369.0	$ -	$ -	$ -	$ -	$ -	$ -	$ -	$ -	$ -	$ -	$ -	$ -
2705	601001470	376.1	$ 16,709	$ 16,709	$ 16,709	$ 16,709	$ 16,709	$ 16,709	$ 16,709	$ 16,709	$ 16,709	$ 16,709	$ 16,709	$ 16,709
2706	601001470	376.2	$ 116,964	$ 116,964	$ 116,964	$ 116,964	$ 116,964	$ 116,964	$ 116,964	$ 116,964	$ 116,964	$ 116,964	$ 116,964	$ 116,964
2707	601001470	376.4	$ 8,355	$ 8,355	$ 8,355	$ 8,355	$ 8,355	$ 8,355	$ 8,355	$ 8,355	$ 8,355	$ 8,355	$ 8,355	$ 8,355
2708	601001470	380.0	$ 25,064	$ 25,064	$ 25,064	$ 25,064	$ 25,064	$ 25,064	$ 25,064	$ 25,064	$ 25,064	$ 25,064	$ 25,064	$ 25,064
2709	601001471	376.1	$ -	$ -	$ -	$ -	$ 10,696	$ 10,696	$ 10,696	$ 17,043	$ 17,043	$ 17,043	$ 18,247	$ 18,247
2710	601001471	376.2	$ -	$ -	$ -	$ -	$ 74,871	$ 74,871	$ 74,871	$ 119,301	$ 119,301	$ 119,301	$ 127,729	$ 127,729
2711	601001471	376.4	$ -	$ -	$ -	$ -	$ 5,348	$ 5,348	$ 5,348	$ 8,522	$ 8,522	$ 8,522	$ 9,124	$ 9,124
2712	601001471	380.0	$ -	$ -	$ -	$ -	$ 16,044	$ 16,044	$ 16,044	$ 25,565	$ 25,565	$ 25,565	$ 27,371	$ 27,371
2713	T601001472	367.3	$ -	$ -	$ -	$ -	$ -	$ -	$ -	$ -	$ -	$ -	$ -	$ -
2714	T660001473	367.1	$ -	$ -	$ -	$ -	$ -	$ -	$ -	$ -	$ -	$ -	$ -	$ -
2715	T660001473	368.0	$ -	$ -	$ -	$ -	$ -	$ -	$ -	$ -	$ -	$ -	$ -	$ -
2716	T660001473	369.0	$ -	$ -	$ -	$ -	$ -	$ -	$ -	$ -	$ -	$ -	$ -	$ -
2717	601001474	392.0	$ -	$ -	$ -	$ -	$ -	$ -	$ -	$ -	$ -	$ -	$ -	$ -
2718	601001474	392.1	$ -	$ -	$ -	$ -	$ -	$ -	$ -	$ -	$ -	$ -	$ -	$ -
2719	601001474	392.2	$ -	$ -	$ -	$ -	$ -	$ -	$ -	$ -	$ -	$ -	$ -	$ -
2720	601001474	392.3	$ -	$ -	$ -	$ -	$ -	$ -	$ -	$ -	$ -	$ -	$ -	$ -
2721	601001475	392.0	$ -	$ -	$ -	$ -	$ -	$ -	$ -	$ -	$ -	$ -	$ -	$ -
2722	601001475	392.1	$ -	$ -	$ -	$ -	$ -	$ -	$ -	$ -	$ -	$ -	$ -	$ -
2723	601001475	392.2	$ -	$ -	$ -	$ -	$ -	$ -	$ -	$ -	$ -	$ -	$ -	$ -
2724	601001475	392.3	$ -	$ -	$ -	$ -	$ -	$ -	$ -	$ -	$ -	$ -	$ -	$ -
2725	601001476	393.0	$ -	$ -	$ -	$ -	$ -	$ -	$ -	$ -	$ -	$ -	$ -	$ -
2726	601001476	396.0	$ -	$ -	$ -	$ -	$ -	$ -	$ -	$ -	$ -	$ -	$ -	$ -
2727	T660001477	367.1	$ -	$ -	$ -	$ -	$ -	$ -	$ -	$ -	$ -	$ -	$ -	$ -
2728	T660001477	368.0	$ -	$ -	$ -	$ -	$ -	$ -	$ -	$ -	$ -	$ -	$ -	$ -
2729	T660001477	369.0	$ -	$ -	$ -	$ -	$ -	$ -	$ -	$ -	$ -	$ -	$ -	$ -
2730	601001478	393.0	$ -	$ -	$ -	$ -	$ -	$ -	$ -	$ -	$ -	$ -	$ -	$ -
2731	601001478	396.0	$ -	$ -	$ -	$ -	$ -	$ -	$ -	$ -	$ -	$ -	$ -	$ -
2732	T660001479	367.1	$ -	$ -	$ -	$ -	$ -	$ -	$ -	$ -	$ -	$ -	$ -	$ -
2733	T660001479	368.0	$ -	$ -	$ -	$ -	$ -	$ -	$ -	$ -	$ -	$ -	$ -	$ -
2734	T660001479	369.0	$ -	$ -	$ -	$ -	$ -	$ -	$ -	$ -	$ -	$ -	$ -	$ -
2735	625001481	376.1	$ -	$ -	$ -	$ -	$ -	$ -	$ -	$ -	$ -	$ -	$ -	$ -
2736	625001481	376.2	$ -	$ -	$ -	$ -	$ -	$ -	$ -	$ -	$ -	$ -	$ -	$ -
2737	625001481	376.4	$ -	$ -	$ -	$ -	$ -	$ -	$ -	$ -	$ -	$ -	$ -	$ -
2738	625001481	380.0	$ -	$ -	$ -	$ -	$ -	$ -	$ -	$ -	$ -	$ -	$ -	$ -
2739	622001482	376.1	$ -	$ -	$ -	$ -	$ -	$ -	$ -	$ -	$ -	$ -	$ -	$ -
2740	622001482	376.2	$ -	$ -	$ -	$ -	$ -	$ -	$ -	$ -	$ -	$ -	$ -	$ -
2741	622001482	376.4	$ -	$ -	$ -	$ -	$ -	$ -	$ -	$ -	$ -	$ -	$ -	$ -
2742	626001483	376.1	$ -	$ -	$ -	$ -	$ -	$ -	$ -	$ -	$ -	$ -	$ -	$ -
2743	626001483	376.2	$ -	$ -	$ -	$ -	$ -	$ -	$ -	$ -	$ -	$ -	$ -	$ -
2744	626001483	376.4	$ -	$ -	$ -	$ -	$ -	$ -	$ -	$ -	$ -	$ -	$ -	$ -
2745	626001483	380.0	$ -	$ -	$ -	$ -	$ -	$ -	$ -	$ -	$ -	$ -	$ -	$ -
2746	625001484	376.1	$ -	$ -	$ -	$ -	$ -	$ -	$ -	$ 64,306	$ 64,306	$ 64,306	$ 64,306	$ 64,306
2747	625001484	376.2	$ -	$ -	$ -	$ -	$ -	$ -	$ -	$ 450,144	$ 450,144	$ 450,144	$ 450,144	$ 450,144

Sponsored by NMGC Witness Erik C. Buchanan

WP Plant 3 Gross Balances

NEW MEXICO GAS COMPANY, INC.

Gross Balances
Base Period - 12 Months Ending March 31, 2023
Future Test Year - 12 Months Ending September 30, 2025

	A	B	Z	AA	AB	AC	AD	AE	AF	AG
1										
2			Balance	Balance	Balance	Balance	Balance	Balance	Balance	Balance
3	Investment Number / Beginning Balance	FERC Account	2/28/2025	3/31/2025	4/30/2025	5/31/2025	6/30/2025	7/31/2025	8/31/2025	9/30/2025
2699	T624001468	367.1	$ -	$ -	$ -	$ -	$ -	$ -	$ -	$ -
2700	T624001468	368.0	$ -	$ -	$ -	$ -	$ -	$ -	$ -	$ -
2701	T624001468	369.0	$ -	$ -	$ -	$ -	$ -	$ -	$ -	$ -
2702	T624001469	367.1	$ -	$ -	$ -	$ -	$ -	$ -	$ -	$ -
2703	T624001469	368.0	$ -	$ -	$ -	$ -	$ -	$ -	$ -	$ -
2704	T624001469	369.0	$ -	$ -	$ -	$ -	$ -	$ -	$ -	$ -
2705	601001470	376.1	$ 16,709	$ 16,709	$ 16,709	$ 16,709	$ 16,709	$ 16,709	$ 16,709	$ 16,709
2706	601001470	376.2	$ 116,964	$ 116,964	$ 116,964	$ 116,964	$ 116,964	$ 116,964	$ 116,964	$ 116,964
2707	601001470	376.4	$ 8,355	$ 8,355	$ 8,355	$ 8,355	$ 8,355	$ 8,355	$ 8,355	$ 8,355
2708	601001470	380.0	$ 25,064	$ 25,064	$ 25,064	$ 25,064	$ 25,064	$ 25,064	$ 25,064	$ 25,064
2709	601001471	376.1	$ 18,247	$ 18,247	$ 18,247	$ 18,247	$ 18,247	$ 18,247	$ 18,247	$ 18,247
2710	601001471	376.2	$ 127,729	$ 127,729	$ 127,729	$ 127,729	$ 127,729	$ 127,729	$ 127,729	$ 127,729
2711	601001471	376.4	$ 9,124	$ 9,124	$ 9,124	$ 9,124	$ 9,124	$ 9,124	$ 9,124	$ 9,124
2712	601001471	380.0	$ 27,371	$ 27,371	$ 27,371	$ 27,371	$ 27,371	$ 27,371	$ 27,371	$ 27,371
2713	T601001472	367.3	$ -	$ -	$ -	$ -	$ -	$ -	$ -	$ -
2714	T660001473	367.1	$ -	$ -	$ -	$ -	$ -	$ -	$ -	$ -
2715	T660001473	368.0	$ -	$ -	$ -	$ -	$ -	$ -	$ -	$ -
2716	T660001473	369.0	$ -	$ -	$ -	$ -	$ -	$ -	$ -	$ -
2717	601001474	392.0	$ -	$ -	$ -	$ -	$ -	$ -	$ -	$ -
2718	601001474	392.1	$ -	$ -	$ -	$ -	$ -	$ -	$ -	$ -
2719	601001474	392.2	$ -	$ -	$ -	$ -	$ -	$ -	$ -	$ -
2720	601001474	392.3	$ -	$ -	$ -	$ -	$ -	$ -	$ -	$ -
2721	601001475	392.0	$ -	$ -	$ -	$ -	$ -	$ -	$ -	$ -
2722	601001475	392.1	$ -	$ -	$ -	$ -	$ -	$ -	$ -	$ -
2723	601001475	392.2	$ -	$ -	$ -	$ -	$ -	$ -	$ -	$ -
2724	601001475	392.3	$ -	$ -	$ -	$ -	$ -	$ -	$ -	$ -
2725	601001476	393.0	$ -	$ -	$ -	$ -	$ -	$ -	$ -	$ -
2726	601001476	396.0	$ -	$ -	$ -	$ -	$ -	$ -	$ -	$ -
2727	T660001477	367.1	$ -	$ -	$ -	$ -	$ -	$ -	$ -	$ -
2728	T660001477	368.0	$ -	$ -	$ -	$ -	$ -	$ -	$ -	$ -
2729	T660001477	369.0	$ -	$ -	$ -	$ -	$ -	$ -	$ -	$ -
2730	601001478	393.0	$ -	$ -	$ -	$ -	$ -	$ -	$ -	$ -
2731	601001478	396.0	$ -	$ -	$ -	$ -	$ -	$ -	$ -	$ -
2732	T660001479	367.1	$ -	$ -	$ -	$ -	$ -	$ -	$ -	$ -
2733	T660001479	368.0	$ -	$ -	$ -	$ -	$ -	$ -	$ -	$ -
2734	T660001479	369.0	$ -	$ -	$ -	$ -	$ -	$ -	$ -	$ -
2735	625001481	376.1	$ -	$ -	$ -	$ -	$ -	$ -	$ -	$ -
2736	625001481	376.2	$ -	$ -	$ -	$ -	$ -	$ -	$ -	$ -
2737	625001481	376.4	$ -	$ -	$ -	$ -	$ -	$ -	$ -	$ -
2738	625001481	380.0	$ -	$ -	$ -	$ -	$ -	$ -	$ -	$ -
2739	622001482	376.1	$ -	$ -	$ -	$ -	$ -	$ -	$ -	$ -
2740	622001482	376.2	$ -	$ -	$ -	$ -	$ -	$ -	$ -	$ -
2741	622001482	376.4	$ -	$ -	$ -	$ -	$ -	$ -	$ -	$ -
2742	626001483	376.1	$ -	$ -	$ -	$ -	$ -	$ -	$ -	$ -
2743	626001483	376.2	$ -	$ -	$ -	$ -	$ -	$ -	$ -	$ -
2744	626001483	376.4	$ -	$ -	$ -	$ -	$ -	$ -	$ -	$ -
2745	626001483	380.0	$ -	$ -	$ -	$ -	$ -	$ -	$ -	$ -
2746	625001484	376.1	$ 64,306	$ 64,306	$ 64,306	$ 64,306	$ 64,306	$ 64,306	$ 64,306	$ 64,306
2747	625001484	376.2	$ 450,144	$ 450,144	$ 450,144	$ 450,144	$ 450,144	$ 450,144	$ 450,144	$ 450,144

Sponsored by NMGC Witness Erik C. Buchanan

NEW MEXICO GAS COMPANY, INC.

Gross Balances
Base Period - 12 Months Ending March 31, 2023
Future Test Year - 12 Months Ending September 30, 2025

	A	B	C	D	E	F	G	H	I	J	K	L	M
1			Adjusted Base Period										
2			Balance	Balance	Balance	Balance	Balance	Balance	Balance	Balance	Balance	Balance	Balance
3	Investment Number / Beginning Balance	FERC Account	3/31/2023	4/30/2023	5/31/2023	6/30/2023	7/31/2023	8/31/2023	9/30/2023	10/31/2023	11/30/2023	12/31/2023	1/31/2024
2748	625001484	376.4	$ -	$ -	$ -	$ -	$ -	$ -	$ -	$ -	$ -	$ -	$ -
2749	625001484	380.0	$ -	$ -	$ -	$ -	$ -	$ -	$ -	$ -	$ -	$ -	$ -
2750	626001485	376.1	$ -	$ -	$ -	$ -	$ -	$ -	$ -	$ -	$ -	$ -	$ -
2751	626001485	376.2	$ -	$ -	$ -	$ -	$ -	$ -	$ -	$ -	$ -	$ -	$ -
2752	626001485	376.4	$ -	$ -	$ -	$ -	$ -	$ -	$ -	$ -	$ -	$ -	$ -
2753	626001485	380.0	$ -	$ -	$ -	$ -	$ -	$ -	$ -	$ -	$ -	$ -	$ -
2754	605001486	376.1	$ -	$ -	$ -	$ -	$ -	$ 28,615	$ 28,615	$ 28,615	$ 28,615	$ 28,615	$ 28,615
2755	605001486	376.2	$ -	$ -	$ -	$ -	$ -	$ 200,303	$ 200,303	$ 200,303	$ 200,303	$ 200,303	$ 200,303
2756	605001486	376.4	$ -	$ -	$ -	$ -	$ -	$ 14,307	$ 14,307	$ 14,307	$ 14,307	$ 14,307	$ 14,307
2757	605001486	380.0	$ -	$ -	$ -	$ -	$ -	$ 42,922	$ 42,922	$ 42,922	$ 42,922	$ 42,922	$ 42,922
2758	T624001487	367.1	$ -	$ -	$ -	$ -	$ -	$ -	$ -	$ -	$ -	$ -	$ -
2759	T624001487	368.0	$ -	$ -	$ -	$ -	$ -	$ -	$ -	$ -	$ -	$ -	$ -
2760	T624001487	369.0	$ -	$ -	$ -	$ -	$ -	$ -	$ -	$ -	$ -	$ -	$ -
2761	610001488	376.2	$ -	$ -	$ -	$ -	$ -	$ -	$ -	$ -	$ -	$ -	$ -
2762	629001489	376.1	$ -	$ -	$ -	$ -	$ -	$ -	$ -	$ -	$ -	$ -	$ -
2763	629001489	376.2	$ -	$ -	$ -	$ -	$ -	$ -	$ -	$ -	$ -	$ -	$ -
2764	629001489	376.4	$ -	$ -	$ -	$ -	$ -	$ -	$ -	$ -	$ -	$ -	$ -
2765	629001489	380.0	$ -	$ -	$ -	$ -	$ -	$ -	$ -	$ -	$ -	$ -	$ -
2766	610001490	376.1	$ -	$ -	$ -	$ 64,081	$ 64,081	$ 64,081	$ 167,241	$ 167,241	$ 167,241	$ 180,533	$ 180,533
2767	610001490	376.2	$ -	$ -	$ -	$ 448,569	$ 448,569	$ 448,569	$ 1,170,688	$ 1,170,688	$ 1,170,688	$ 1,263,734	$ 1,263,734
2768	610001490	376.4	$ -	$ -	$ -	$ 32,041	$ 32,041	$ 32,041	$ 83,621	$ 83,621	$ 83,621	$ 90,267	$ 90,267
2769	610001490	380.0	$ -	$ -	$ -	$ 96,122	$ 96,122	$ 96,122	$ 250,862	$ 250,862	$ 250,862	$ 270,800	$ 270,800
2770	601001491	303.3	$ -	$ -	$ -	$ -	$ -	$ -	$ -	$ -	$ -	$ -	$ -
2771	629001492	376.1	$ -	$ -	$ -	$ -	$ -	$ -	$ 54,058	$ 54,058	$ 54,058	$ 54,058	$ 54,058
2772	629001492	376.2	$ -	$ -	$ -	$ -	$ -	$ -	$ 378,409	$ 378,409	$ 378,409	$ 378,409	$ 378,409
2773	629001492	376.4	$ -	$ -	$ -	$ -	$ -	$ -	$ 27,029	$ 27,029	$ 27,029	$ 27,029	$ 27,029
2774	629001492	380.0	$ -	$ -	$ -	$ -	$ -	$ -	$ 81,088	$ 81,088	$ 81,088	$ 81,088	$ 81,088
2775	T624001494	367.1	$ -	$ -	$ -	$ -	$ -	$ -	$ -	$ -	$ -	$ -	$ -
2776	T624001494	368.0	$ -	$ -	$ -	$ -	$ -	$ -	$ -	$ -	$ -	$ -	$ -
2777	T624001494	369.0	$ -	$ -	$ -	$ -	$ -	$ -	$ -	$ -	$ -	$ -	$ -
2778	601001495	303.3	$ -	$ -	$ -	$ -	$ -	$ -	$ -	$ -	$ -	$ -	$ -
2779	601001496	303.3	$ -	$ -	$ -	$ -	$ -	$ -	$ -	$ -	$ -	$ -	$ -
2780	629001497	376.1	$ -	$ -	$ -	$ -	$ -	$ 30,524	$ 30,524	$ 30,524	$ 30,524	$ 30,524	$ 30,524
2781	629001497	376.2	$ -	$ -	$ -	$ -	$ -	$ 213,668	$ 213,668	$ 213,668	$ 213,668	$ 213,668	$ 213,668
2782	629001497	376.4	$ -	$ -	$ -	$ -	$ -	$ 15,262	$ 15,262	$ 15,262	$ 15,262	$ 15,262	$ 15,262
2783	629001497	380.0	$ -	$ -	$ -	$ -	$ -	$ 45,786	$ 45,786	$ 45,786	$ 45,786	$ 45,786	$ 45,786
2784	T624001498	367.1	$ -	$ -	$ -	$ -	$ -	$ -	$ -	$ -	$ -	$ -	$ -
2785	T624001498	368.0	$ -	$ -	$ -	$ -	$ -	$ -	$ -	$ -	$ -	$ -	$ -
2786	T624001498	369.0	$ -	$ -	$ -	$ -	$ -	$ -	$ -	$ -	$ -	$ -	$ -
2787	T624001499	367.1	$ -	$ -	$ -	$ -	$ -	$ -	$ -	$ -	$ -	$ -	$ -
2788	T624001499	368.0	$ -	$ -	$ -	$ -	$ -	$ -	$ -	$ -	$ -	$ -	$ -
2789	T624001499	369.0	$ -	$ -	$ -	$ -	$ -	$ -	$ -	$ -	$ -	$ -	$ -
2790	620001500	376.1	$ -	$ -	$ -	$ 19,971	$ 19,971	$ 19,971	$ 19,971	$ 19,971	$ 19,971	$ 19,971	$ 19,971
2791	620001500	376.2	$ -	$ -	$ -	$ 139,800	$ 139,800	$ 139,800	$ 139,800	$ 139,800	$ 139,800	$ 139,800	$ 139,800
2792	620001500	376.4	$ -	$ -	$ -	$ 9,986	$ 9,986	$ 9,986	$ 9,986	$ 9,986	$ 9,986	$ 9,986	$ 9,986
2793	620001500	380.0	$ -	$ -	$ -	$ 29,957	$ 29,957	$ 29,957	$ 29,957	$ 29,957	$ 29,957	$ 29,957	$ 29,957
2794	T624001501	367.1	$ -	$ -	$ -	$ -	$ -	$ -	$ -	$ -	$ -	$ -	$ -
2795	T624001501	368.0	$ -	$ -	$ -	$ -	$ -	$ -	$ -	$ -	$ -	$ -	$ -
2796	T624001501	369.0	$ -	$ -	$ -	$ -	$ -	$ -	$ -	$ -	$ -	$ -	$ -

Sponsored by NMGC Witness Erik C. Buchanan

NEW MEXICO GAS COMPANY, INC.

Gross Balances
Base Period - 12 Months Ending March 31, 2023
Future Test Year - 12 Months Ending September 30, 2025

	A	B	N	O	P	Q	R	S	T	U	V	W	X	Y
1														
2			Balance	Balance	Balance	Balance	Balance	Balance	Balance	Balance	Balance	Balance	Balance	Balance
3	Investment Number / Beginning Balance	FERC Account	2/29/2024	3/31/2024	4/30/2024	5/31/2024	6/30/2024	7/31/2024	8/31/2024	9/30/2024	10/31/2024	11/30/2024	12/31/2024	1/31/2025
2748	625001484	376.4	$ -	$ -	$ -	$ -	$ -	$ -	$ -	$ 32,153	$ 32,153	$ 32,153	$ 32,153	$ 32,153
2749	625001484	380.0	$ -	$ -	$ -	$ -	$ -	$ -	$ -	$ 96,459	$ 96,459	$ 96,459	$ 96,459	$ 96,459
2750	626001485	376.1	$ -	$ -	$ -	$ -	$ 356,162	$ 356,162	$ 356,162	$ 356,162	$ 356,162	$ 356,162	$ 356,162	$ 356,162
2751	626001485	376.2	$ -	$ -	$ -	$ -	$ 2,493,131	$ 2,493,131	$ 2,493,131	$ 2,493,131	$ 2,493,131	$ 2,493,131	$ 2,493,131	$ 2,493,131
2752	626001485	376.4	$ -	$ -	$ -	$ -	$ 178,081	$ 178,081	$ 178,081	$ 178,081	$ 178,081	$ 178,081	$ 178,081	$ 178,081
2753	626001485	380.0	$ -	$ -	$ -	$ -	$ 534,242	$ 534,242	$ 534,242	$ 534,242	$ 534,242	$ 534,242	$ 534,242	$ 534,242
2754	605001486	376.1	$ 28,615	$ 28,615	$ 28,615	$ 28,615	$ 28,615	$ 28,615	$ 28,615	$ 28,615	$ 28,615	$ 28,615	$ 28,615	$ 28,615
2755	605001486	376.2	$ 200,303	$ 200,303	$ 200,303	$ 200,303	$ 200,303	$ 200,303	$ 200,303	$ 200,303	$ 200,303	$ 200,303	$ 200,303	$ 200,303
2756	605001486	376.4	$ 14,307	$ 14,307	$ 14,307	$ 14,307	$ 14,307	$ 14,307	$ 14,307	$ 14,307	$ 14,307	$ 14,307	$ 14,307	$ 14,307
2757	605001486	380.0	$ 42,922	$ 42,922	$ 42,922	$ 42,922	$ 42,922	$ 42,922	$ 42,922	$ 42,922	$ 42,922	$ 42,922	$ 42,922	$ 42,922
2758	T624001487	367.1	$ -	$ -	$ -	$ -	$ -	$ -	$ -	$ -	$ -	$ -	$ 7,559,595	$ 7,559,595
2759	T624001487	368.0	$ -	$ -	$ -	$ -	$ -	$ -	$ -	$ -	$ -	$ -	$ 1,079,942	$ 1,079,942
2760	T624001487	369.0	$ -	$ -	$ -	$ -	$ -	$ -	$ -	$ -	$ -	$ -	$ 2,159,884	$ 2,159,884
2761	610001488	376.2	$ -	$ -	$ -	$ -	$ -	$ -	$ -	$ -	$ -	$ -	$ -	$ -
2762	629001489	376.1	$ -	$ -	$ -	$ -	$ -	$ -	$ -	$ -	$ -	$ -	$ -	$ -
2763	629001489	376.2	$ -	$ -	$ -	$ -	$ -	$ -	$ -	$ -	$ -	$ -	$ -	$ -
2764	629001489	376.4	$ -	$ -	$ -	$ -	$ -	$ -	$ -	$ -	$ -	$ -	$ -	$ -
2765	629001489	380.0	$ -	$ -	$ -	$ -	$ -	$ -	$ -	$ -	$ -	$ -	$ -	$ -
2766	610001490	376.1	$ 180,533	$ 180,533	$ 180,533	$ 180,533	$ 180,533	$ 180,533	$ 180,533	$ 180,533	$ 180,533	$ 180,533	$ 180,533	$ 180,533
2767	610001490	376.2	$ 1,263,734	$ 1,263,734	$ 1,263,734	$ 1,263,734	$ 1,263,734	$ 1,263,734	$ 1,263,734	$ 1,263,734	$ 1,263,734	$ 1,263,734	$ 1,263,734	$ 1,263,734
2768	610001490	376.4	$ 90,267	$ 90,267	$ 90,267	$ 90,267	$ 90,267	$ 90,267	$ 90,267	$ 90,267	$ 90,267	$ 90,267	$ 90,267	$ 90,267
2769	610001490	380.0	$ 270,800	$ 270,800	$ 270,800	$ 270,800	$ 270,800	$ 270,800	$ 270,800	$ 270,800	$ 270,800	$ 270,800	$ 270,800	$ 270,800
2770	601001491	303.3	$ -	$ -	$ -	$ -	$ -	$ -	$ -	$ -	$ -	$ -	$ -	$ -
2771	629001492	376.1	$ 54,058	$ 54,058	$ 54,058	$ 54,058	$ 54,058	$ 54,058	$ 54,058	$ 54,058	$ 54,058	$ 54,058	$ 54,058	$ 54,058
2772	629001492	376.2	$ 378,409	$ 378,409	$ 378,409	$ 378,409	$ 378,409	$ 378,409	$ 378,409	$ 378,409	$ 378,409	$ 378,409	$ 378,409	$ 378,409
2773	629001492	376.4	$ 27,029	$ 27,029	$ 27,029	$ 27,029	$ 27,029	$ 27,029	$ 27,029	$ 27,029	$ 27,029	$ 27,029	$ 27,029	$ 27,029
2774	629001492	380.0	$ 81,088	$ 81,088	$ 81,088	$ 81,088	$ 81,088	$ 81,088	$ 81,088	$ 81,088	$ 81,088	$ 81,088	$ 81,088	$ 81,088
2775	T624001494	367.1	$ -	$ -	$ -	$ -	$ -	$ -	$ -	$ -	$ -	$ -	$ -	$ 3,984,321
2776	T624001494	368.0	$ -	$ -	$ -	$ -	$ -	$ -	$ -	$ -	$ -	$ -	$ -	$ 569,189
2777	T624001494	369.0	$ -	$ -	$ -	$ -	$ -	$ -	$ -	$ -	$ -	$ -	$ -	$ 1,138,377
2778	601001495	303.3	$ -	$ -	$ -	$ -	$ -	$ -	$ -	$ -	$ -	$ -	$ -	$ -
2779	601001496	303.3	$ -	$ -	$ -	$ -	$ -	$ -	$ -	$ -	$ -	$ -	$ -	$ -
2780	629001497	376.1	$ 30,524	$ 30,524	$ 30,524	$ 30,524	$ 30,524	$ 30,524	$ 30,524	$ 30,524	$ 30,524	$ 30,524	$ 30,524	$ 30,524
2781	629001497	376.2	$ 213,668	$ 213,668	$ 213,668	$ 213,668	$ 213,668	$ 213,668	$ 213,668	$ 213,668	$ 213,668	$ 213,668	$ 213,668	$ 213,668
2782	629001497	376.4	$ 15,262	$ 15,262	$ 15,262	$ 15,262	$ 15,262	$ 15,262	$ 15,262	$ 15,262	$ 15,262	$ 15,262	$ 15,262	$ 15,262
2783	629001497	380.0	$ 45,786	$ 45,786	$ 45,786	$ 45,786	$ 45,786	$ 45,786	$ 45,786	$ 45,786	$ 45,786	$ 45,786	$ 45,786	$ 45,786
2784	T624001498	367.1	$ -	$ -	$ -	$ -	$ -	$ -	$ -	$ -	$ -	$ -	$ -	$ -
2785	T624001498	368.0	$ -	$ -	$ -	$ -	$ -	$ -	$ -	$ -	$ -	$ -	$ -	$ -
2786	T624001498	369.0	$ -	$ -	$ -	$ -	$ -	$ -	$ -	$ -	$ -	$ -	$ -	$ -
2787	T624001499	367.1	$ -	$ -	$ -	$ -	$ -	$ -	$ -	$ -	$ -	$ -	$ -	$ -
2788	T624001499	368.0	$ -	$ -	$ -	$ -	$ -	$ -	$ -	$ -	$ -	$ -	$ -	$ -
2789	T624001499	369.0	$ -	$ -	$ -	$ -	$ -	$ -	$ -	$ -	$ -	$ -	$ -	$ -
2790	620001500	376.1	$ 19,971	$ 19,971	$ 19,971	$ 19,971	$ 19,971	$ 19,971	$ 19,971	$ 19,971	$ 19,971	$ 19,971	$ 19,971	$ 19,971
2791	620001500	376.2	$ 139,800	$ 139,800	$ 139,800	$ 139,800	$ 139,800	$ 139,800	$ 139,800	$ 139,800	$ 139,800	$ 139,800	$ 139,800	$ 139,800
2792	620001500	376.4	$ 9,986	$ 9,986	$ 9,986	$ 9,986	$ 9,986	$ 9,986	$ 9,986	$ 9,986	$ 9,986	$ 9,986	$ 9,986	$ 9,986
2793	620001500	380.0	$ 29,957	$ 29,957	$ 29,957	$ 29,957	$ 29,957	$ 29,957	$ 29,957	$ 29,957	$ 29,957	$ 29,957	$ 29,957	$ 29,957
2794	T624001501	367.1	$ -	$ -	$ -	$ -	$ -	$ -	$ -	$ -	$ -	$ -	$ -	$ -
2795	T624001501	368.0	$ -	$ -	$ -	$ -	$ -	$ -	$ -	$ -	$ -	$ -	$ -	$ -
2796	T624001501	369.0	$ -	$ -	$ -	$ -	$ -	$ -	$ -	$ -	$ -	$ -	$ -	$ -

Sponsored by NMGC Witness Erik C. Buchanan

WP Plant 3 Gross Balances

NEW MEXICO GAS COMPANY, INC.

Gross Balances
Base Period - 12 Months Ending March 31, 2023
Future Test Year - 12 Months Ending September 30, 2025

	A	B	Z	AA	AB	AC	AD	AE	AF	AG
1										
2			Balance	Balance	Balance	Balance	Balance	Balance	Balance	Balance
3	Investment Number / Beginning Balance	FERC Account	2/28/2025	3/31/2025	4/30/2025	5/31/2025	6/30/2025	7/31/2025	8/31/2025	9/30/2025
2748	625001484	376.4	$ 32,153	$ 32,153	$ 32,153	$ 32,153	$ 32,153	$ 32,153	$ 32,153	$ 32,153
2749	625001484	380.0	$ 96,459	$ 96,459	$ 96,459	$ 96,459	$ 96,459	$ 96,459	$ 96,459	$ 96,459
2750	626001485	376.1	$ 356,162	$ 356,162	$ 356,162	$ 356,162	$ 356,162	$ 356,162	$ 356,162	$ 356,162
2751	626001485	376.2	$ 2,493,131	$ 2,493,131	$ 2,493,131	$ 2,493,131	$ 2,493,131	$ 2,493,131	$ 2,493,131	$ 2,493,131
2752	626001485	376.4	$ 178,081	$ 178,081	$ 178,081	$ 178,081	$ 178,081	$ 178,081	$ 178,081	$ 178,081
2753	626001485	380.0	$ 534,242	$ 534,242	$ 534,242	$ 534,242	$ 534,242	$ 534,242	$ 534,242	$ 534,242
2754	605001486	376.1	$ 28,615	$ 28,615	$ 28,615	$ 28,615	$ 28,615	$ 28,615	$ 28,615	$ 28,615
2755	605001486	376.2	$ 200,303	$ 200,303	$ 200,303	$ 200,303	$ 200,303	$ 200,303	$ 200,303	$ 200,303
2756	605001486	376.4	$ 14,307	$ 14,307	$ 14,307	$ 14,307	$ 14,307	$ 14,307	$ 14,307	$ 14,307
2757	605001486	380.0	$ 42,922	$ 42,922	$ 42,922	$ 42,922	$ 42,922	$ 42,922	$ 42,922	$ 42,922
2758	T624001487	367.1	$ 7,559,595	$ 7,559,595	$ 7,559,595	$ 7,559,595	$ 7,559,595	$ 7,559,595	$ 7,559,595	$ 7,559,595
2759	T624001487	368.0	$ 1,079,942	$ 1,079,942	$ 1,079,942	$ 1,079,942	$ 1,079,942	$ 1,079,942	$ 1,079,942	$ 1,079,942
2760	T624001487	369.0	$ 2,159,884	$ 2,159,884	$ 2,159,884	$ 2,159,884	$ 2,159,884	$ 2,159,884	$ 2,159,884	$ 2,159,884
2761	610001488	376.2	$ -	$ -	$ -	$ -	$ -	$ -	$ -	$ -
2762	629001489	376.1	$ -	$ -	$ -	$ -	$ -	$ -	$ -	$ -
2763	629001489	376.2	$ -	$ -	$ -	$ -	$ -	$ -	$ -	$ -
2764	629001489	376.4	$ -	$ -	$ -	$ -	$ -	$ -	$ -	$ -
2765	629001489	380.0	$ -	$ -	$ -	$ -	$ -	$ -	$ -	$ -
2766	610001490	376.1	$ 180,533	$ 180,533	$ 180,533	$ 180,533	$ 180,533	$ 180,533	$ 180,533	$ 180,533
2767	610001490	376.2	$ 1,263,734	$ 1,263,734	$ 1,263,734	$ 1,263,734	$ 1,263,734	$ 1,263,734	$ 1,263,734	$ 1,263,734
2768	610001490	376.4	$ 90,267	$ 90,267	$ 90,267	$ 90,267	$ 90,267	$ 90,267	$ 90,267	$ 90,267
2769	610001490	380.0	$ 270,800	$ 270,800	$ 270,800	$ 270,800	$ 270,800	$ 270,800	$ 270,800	$ 270,800
2770	601001491	303.3	$ -	$ -	$ -	$ -	$ -	$ -	$ -	$ -
2771	629001492	376.1	$ 54,058	$ 54,058	$ 54,058	$ 54,058	$ 54,058	$ 54,058	$ 54,058	$ 54,058
2772	629001492	376.2	$ 378,409	$ 378,409	$ 378,409	$ 378,409	$ 378,409	$ 378,409	$ 378,409	$ 378,409
2773	629001492	376.4	$ 27,029	$ 27,029	$ 27,029	$ 27,029	$ 27,029	$ 27,029	$ 27,029	$ 27,029
2774	629001492	380.0	$ 81,088	$ 81,088	$ 81,088	$ 81,088	$ 81,088	$ 81,088	$ 81,088	$ 81,088
2775	T624001494	367.1	$ 3,984,321	$ 3,984,321	$ 3,984,321	$ 3,984,321	$ 3,984,321	$ 3,984,321	$ 3,984,321	$ 3,984,321
2776	T624001494	368.0	$ 569,189	$ 569,189	$ 569,189	$ 569,189	$ 569,189	$ 569,189	$ 569,189	$ 569,189
2777	T624001494	369.0	$ 1,138,377	$ 1,138,377	$ 1,138,377	$ 1,138,377	$ 1,138,377	$ 1,138,377	$ 1,138,377	$ 1,138,377
2778	601001495	303.3	$ -	$ -	$ -	$ -	$ -	$ -	$ -	$ -
2779	601001496	303.3	$ -	$ -	$ -	$ -	$ -	$ -	$ -	$ -
2780	629001497	376.1	$ 30,524	$ 30,524	$ 30,524	$ 30,524	$ 30,524	$ 30,524	$ 30,524	$ 30,524
2781	629001497	376.2	$ 213,668	$ 213,668	$ 213,668	$ 213,668	$ 213,668	$ 213,668	$ 213,668	$ 213,668
2782	629001497	376.4	$ 15,262	$ 15,262	$ 15,262	$ 15,262	$ 15,262	$ 15,262	$ 15,262	$ 15,262
2783	629001497	380.0	$ 45,786	$ 45,786	$ 45,786	$ 45,786	$ 45,786	$ 45,786	$ 45,786	$ 45,786
2784	T624001498	367.1	$ -	$ -	$ -	$ -	$ -	$ -	$ -	$ -
2785	T624001498	368.0	$ -	$ -	$ -	$ -	$ -	$ -	$ -	$ -
2786	T624001498	369.0	$ -	$ -	$ -	$ -	$ -	$ -	$ -	$ -
2787	T624001499	367.1	$ -	$ -	$ -	$ -	$ -	$ -	$ -	$ -
2788	T624001499	368.0	$ -	$ -	$ -	$ -	$ -	$ -	$ -	$ -
2789	T624001499	369.0	$ -	$ -	$ -	$ -	$ -	$ -	$ -	$ -
2790	620001500	376.1	$ 19,971	$ 19,971	$ 19,971	$ 19,971	$ 19,971	$ 19,971	$ 19,971	$ 19,971
2791	620001500	376.2	$ 139,800	$ 139,800	$ 139,800	$ 139,800	$ 139,800	$ 139,800	$ 139,800	$ 139,800
2792	620001500	376.4	$ 9,986	$ 9,986	$ 9,986	$ 9,986	$ 9,986	$ 9,986	$ 9,986	$ 9,986
2793	620001500	380.0	$ 29,957	$ 29,957	$ 29,957	$ 29,957	$ 29,957	$ 29,957	$ 29,957	$ 29,957
2794	T624001501	367.1	$ -	$ -	$ -	$ -	$ -	$ -	$ -	$ -
2795	T624001501	368.0	$ -	$ -	$ -	$ -	$ -	$ -	$ -	$ -
2796	T624001501	369.0	$ -	$ -	$ -	$ -	$ -	$ -	$ -	$ -

Sponsored by NMGC Witness Erik C. Buchanan

NEW MEXICO GAS COMPANY, INC.

Gross Balances
Base Period - 12 Months Ending March 31, 2023
Future Test Year - 12 Months Ending September 30, 2025

	A	B	C	D	E	F	G	H	I	J	K	L	M
1			Adjusted Base Period										
2			Balance	Balance	Balance	Balance	Balance	Balance	Balance	Balance	Balance	Balance	Balance
3	Investment Number / Beginning Balance	FERC Account	3/31/2023	4/30/2023	5/31/2023	6/30/2023	7/31/2023	8/31/2023	9/30/2023	10/31/2023	11/30/2023	12/31/2023	1/31/2024
2797	T624001502	367.1	$ -	$ -	$ -	$ -	$ -	$ -	$ -	$ -	$ -	$ -	$ -
2798	610001503	378.0	$ -	$ -	$ -	$ -	$ -	$ -	$ -	$ -	$ -	$ -	$ -
2799	610001503	385.0	$ -	$ -	$ -	$ -	$ -	$ -	$ -	$ -	$ -	$ -	$ -
2800	T624001504	367.1	$ -	$ -	$ -	$ 10,539,588	$ 10,539,588	$ 10,539,588	$ 10,539,588	$ 10,539,588	$ 10,539,588	$ 10,539,588	$ 10,539,588
2801	T624001504	368.0	$ -	$ -	$ -	$ 1,505,655	$ 1,505,655	$ 1,505,655	$ 1,505,655	$ 1,505,655	$ 1,505,655	$ 1,505,655	$ 1,505,655
2802	T624001504	369.0	$ -	$ -	$ -	$ 3,011,311	$ 3,011,311	$ 3,011,311	$ 3,011,311	$ 3,011,311	$ 3,011,311	$ 3,011,311	$ 3,011,311
2803	601001505	391.2	$ -	$ -	$ -	$ -	$ -	$ -	$ -	$ -	$ -	$ -	$ -
2804	601001505	397.0	$ -	$ -	$ -	$ -	$ -	$ -	$ -	$ -	$ -	$ -	$ -
2805	601001505	398.0	$ -	$ -	$ -	$ -	$ -	$ -	$ -	$ -	$ -	$ -	$ -
2806	601001506	391.2	$ -	$ -	$ -	$ -	$ -	$ -	$ -	$ -	$ -	$ -	$ -
2807	601001506	397.0	$ -	$ -	$ -	$ -	$ -	$ -	$ -	$ -	$ -	$ -	$ -
2808	601001506	398.0	$ -	$ -	$ -	$ -	$ -	$ -	$ -	$ -	$ -	$ -	$ -
2809	620001507	376.1	$ -	$ -	$ -	$ -	$ -	$ -	$ -	$ -	$ -	$ -	$ -
2810	620001507	376.2	$ -	$ -	$ -	$ -	$ -	$ -	$ -	$ -	$ -	$ -	$ -
2811	620001507	376.4	$ -	$ -	$ -	$ -	$ -	$ -	$ -	$ -	$ -	$ -	$ -
2812	620001507	380.0	$ -	$ -	$ -	$ -	$ -	$ -	$ -	$ -	$ -	$ -	$ -
2813	601001508	303.3	$ -	$ -	$ -	$ -	$ -	$ -	$ -	$ -	$ -	$ -	$ -
2814	601001509	303.3	$ -	$ -	$ -	$ -	$ -	$ -	$ -	$ -	$ -	$ -	$ -
2815	601001510	391.2	$ -	$ -	$ -	$ -	$ -	$ -	$ -	$ -	$ -	$ -	$ -
2816	601001510	397.0	$ -	$ -	$ -	$ -	$ -	$ -	$ -	$ -	$ -	$ -	$ -
2817	601001510	398.0	$ -	$ -	$ -	$ -	$ -	$ -	$ -	$ -	$ -	$ -	$ -
2818	601001512	391.2	$ -	$ 12,480	$ 12,480	$ 12,480	$ 12,480	$ 12,480	$ 12,480	$ 12,480	$ 12,480	$ 12,480	$ 12,480
2819	601001512	397.0	$ -	$ 468	$ 468	$ 468	$ 468	$ 468	$ 468	$ 468	$ 468	$ 468	$ 468
2820	601001512	398.0	$ -	$ 2,652	$ 2,652	$ 2,652	$ 2,652	$ 2,652	$ 2,652	$ 2,652	$ 2,652	$ 2,652	$ 2,652
2821	T626001513	367.1	$ -	$ -	$ -	$ -	$ -	$ -	$ -	$ -	$ -	$ -	$ -
2822	601001514	391.2	$ -	$ -	$ -	$ -	$ -	$ -	$ -	$ -	$ -	$ -	$ -
2823	601001514	397.0	$ -	$ -	$ -	$ -	$ -	$ -	$ -	$ -	$ -	$ -	$ -
2824	601001514	398.0	$ -	$ -	$ -	$ -	$ -	$ -	$ -	$ -	$ -	$ -	$ -
2825	629001515	376.1	$ -	$ -	$ -	$ -	$ -	$ -	$ -	$ -	$ -	$ -	$ -
2826	629001515	376.2	$ -	$ -	$ -	$ -	$ -	$ -	$ -	$ -	$ -	$ -	$ -
2827	629001515	376.4	$ -	$ -	$ -	$ -	$ -	$ -	$ -	$ -	$ -	$ -	$ -
2828	629001515	380.0	$ -	$ -	$ -	$ -	$ -	$ -	$ -	$ -	$ -	$ -	$ -
2829	601001516	303.3	$ -	$ -	$ -	$ -	$ -	$ -	$ -	$ -	$ -	$ -	$ -
2830	601001517	303.3	$ -	$ -	$ -	$ -	$ -	$ -	$ -	$ -	$ -	$ -	$ -
2831	601001518	391.2	$ -	$ -	$ -	$ -	$ -	$ -	$ -	$ -	$ -	$ -	$ -
2832	601001518	397.0	$ -	$ -	$ -	$ -	$ -	$ -	$ -	$ -	$ -	$ -	$ -
2833	601001518	398.0	$ -	$ -	$ -	$ -	$ -	$ -	$ -	$ -	$ -	$ -	$ -
2834	601001519	303.3	$ -	$ -	$ -	$ -	$ -	$ -	$ -	$ -	$ -	$ -	$ -
2835	601001520	303.3	$ -	$ -	$ -	$ -	$ -	$ -	$ -	$ -	$ -	$ -	$ -
2836	601001521	391.2	$ -	$ -	$ -	$ -	$ -	$ -	$ -	$ -	$ -	$ -	$ -
2837	601001521	397.0	$ -	$ -	$ -	$ -	$ -	$ -	$ -	$ -	$ -	$ -	$ -
2838	601001521	398.0	$ -	$ -	$ -	$ -	$ -	$ -	$ -	$ -	$ -	$ -	$ -
2839	601001522	303.3	$ -	$ -	$ -	$ -	$ -	$ -	$ -	$ -	$ -	$ -	$ -
2840	601001523	303.3	$ -	$ -	$ -	$ -	$ -	$ -	$ -	$ -	$ -	$ -	$ -
2841	601001524	390.0	$ -	$ -	$ -	$ -	$ -	$ -	$ -	$ -	$ -	$ -	$ -
2842	627001525	376.1	$ -	$ -	$ -	$ -	$ -	$ -	$ -	$ -	$ -	$ -	$ -
2843	627001525	376.2	$ -	$ -	$ -	$ -	$ -	$ -	$ -	$ -	$ -	$ -	$ -
2844	627001525	376.4	$ -	$ -	$ -	$ -	$ -	$ -	$ -	$ -	$ -	$ -	$ -
2845	627001525	380.0	$ -	$ -	$ -	$ -	$ -	$ -	$ -	$ -	$ -	$ -	$ -

Sponsored by NMGC Witness Erik C. Buchanan

WP Plant 3 Gross Balances

NEW MEXICO GAS COMPANY, INC.

Gross Balances
Base Period - 12 Months Ending March 31, 2023
Future Test Year - 12 Months Ending September 30, 2025

	A	B	N	O	P	Q	R	S	T	U	V	W	X	Y
1														
2			Balance	Balance	Balance	Balance	Balance	Balance	Balance	Balance	Balance	Balance	Balance	Balance
3	Investment Number / Beginning Balance	FERC Account	2/29/2024	3/31/2024	4/30/2024	5/31/2024	6/30/2024	7/31/2024	8/31/2024	9/30/2024	10/31/2024	11/30/2024	12/31/2024	1/31/2025
2797	T624001502	367.1	$ -	$ -	$ -	$ -	$ -	$ -	$ -	$ -	$ -	$ -	$ -	$ -
2798	610001503	378.0	$ -	$ -	$ -	$ -	$ -	$ -	$ -	$ -	$ -	$ -	$ -	$ -
2799	610001503	385.0	$ -	$ -	$ -	$ -	$ -	$ -	$ -	$ -	$ -	$ -	$ -	$ -
2800	T624001504	367.1	$ 10,539,588	$ 10,539,588	$ 10,539,588	$ 10,539,588	$ 10,539,588	$ 10,539,588	$ 10,539,588	$ 10,539,588	$ 10,539,588	$ 10,539,588	$ 10,539,588	$ 10,539,588
2801	T624001504	368.0	$ 1,505,655	$ 1,505,655	$ 1,505,655	$ 1,505,655	$ 1,505,655	$ 1,505,655	$ 1,505,655	$ 1,505,655	$ 1,505,655	$ 1,505,655	$ 1,505,655	$ 1,505,655
2802	T624001504	369.0	$ 3,011,311	$ 3,011,311	$ 3,011,311	$ 3,011,311	$ 3,011,311	$ 3,011,311	$ 3,011,311	$ 3,011,311	$ 3,011,311	$ 3,011,311	$ 3,011,311	$ 3,011,311
2803	601001505	391.2	$ -	$ -	$ -	$ -	$ -	$ -	$ -	$ -	$ -	$ -	$ -	$ -
2804	601001505	397.0	$ -	$ -	$ -	$ -	$ -	$ -	$ -	$ -	$ -	$ -	$ -	$ -
2805	601001505	398.0	$ -	$ -	$ -	$ -	$ -	$ -	$ -	$ -	$ -	$ -	$ -	$ -
2806	601001506	391.2	$ -	$ -	$ -	$ -	$ -	$ -	$ -	$ -	$ -	$ -	$ -	$ -
2807	601001506	397.0	$ -	$ -	$ -	$ -	$ -	$ -	$ -	$ -	$ -	$ -	$ -	$ -
2808	601001506	398.0	$ -	$ -	$ -	$ -	$ -	$ -	$ -	$ -	$ -	$ -	$ -	$ -
2809	620001507	376.1	$ -	$ -	$ -	$ -	$ -	$ -	$ -	$ -	$ -	$ -	$ -	$ -
2810	620001507	376.2	$ -	$ -	$ -	$ -	$ -	$ -	$ -	$ -	$ -	$ -	$ -	$ -
2811	620001507	376.4	$ -	$ -	$ -	$ -	$ -	$ -	$ -	$ -	$ -	$ -	$ -	$ -
2812	620001507	380.0	$ -	$ -	$ -	$ -	$ -	$ -	$ -	$ -	$ -	$ -	$ -	$ -
2813	601001508	303.3	$ -	$ -	$ -	$ -	$ -	$ -	$ -	$ -	$ -	$ -	$ -	$ -
2814	601001509	303.3	$ -	$ -	$ -	$ -	$ -	$ -	$ -	$ -	$ -	$ -	$ -	$ -
2815	601001510	391.2	$ -	$ -	$ -	$ -	$ -	$ -	$ -	$ -	$ -	$ -	$ -	$ -
2816	601001510	397.0	$ -	$ -	$ -	$ -	$ -	$ -	$ -	$ -	$ -	$ -	$ -	$ -
2817	601001510	398.0	$ -	$ -	$ -	$ -	$ -	$ -	$ -	$ -	$ -	$ -	$ -	$ -
2818	601001512	391.2	$ 12,480	$ 12,480	$ 12,480	$ 12,480	$ 12,480	$ 12,480	$ 12,480	$ 12,480	$ 12,480	$ 12,480	$ 12,480	$ 12,480
2819	601001512	397.0	$ 468	$ 468	$ 468	$ 468	$ 468	$ 468	$ 468	$ 468	$ 468	$ 468	$ 468	$ 468
2820	601001512	398.0	$ 2,652	$ 2,652	$ 2,652	$ 2,652	$ 2,652	$ 2,652	$ 2,652	$ 2,652	$ 2,652	$ 2,652	$ 2,652	$ 2,652
2821	T626001513	367.1	$ -	$ -	$ -	$ -	$ -	$ -	$ -	$ -	$ -	$ -	$ -	$ -
2822	601001514	391.2	$ -	$ -	$ -	$ -	$ -	$ -	$ -	$ -	$ -	$ -	$ -	$ -
2823	601001514	397.0	$ -	$ -	$ -	$ -	$ -	$ -	$ -	$ -	$ -	$ -	$ -	$ -
2824	601001514	398.0	$ -	$ -	$ -	$ -	$ -	$ -	$ -	$ -	$ -	$ -	$ -	$ -
2825	629001515	376.1	$ -	$ -	$ -	$ -	$ -	$ -	$ -	$ -	$ -	$ -	$ -	$ -
2826	629001515	376.2	$ -	$ -	$ -	$ -	$ -	$ -	$ -	$ -	$ -	$ -	$ -	$ -
2827	629001515	376.4	$ -	$ -	$ -	$ -	$ -	$ -	$ -	$ -	$ -	$ -	$ -	$ -
2828	629001515	380.0	$ -	$ -	$ -	$ -	$ -	$ -	$ -	$ -	$ -	$ -	$ -	$ -
2829	601001516	303.3	$ -	$ -	$ -	$ -	$ -	$ -	$ -	$ -	$ -	$ -	$ -	$ -
2830	601001517	303.3	$ -	$ -	$ -	$ -	$ -	$ -	$ -	$ -	$ -	$ -	$ -	$ -
2831	601001518	391.2	$ -	$ -	$ -	$ -	$ -	$ -	$ -	$ -	$ -	$ -	$ -	$ -
2832	601001518	397.0	$ -	$ -	$ -	$ -	$ -	$ -	$ -	$ -	$ -	$ -	$ -	$ -
2833	601001518	398.0	$ -	$ -	$ -	$ -	$ -	$ -	$ -	$ -	$ -	$ -	$ -	$ -
2834	601001519	303.3	$ -	$ -	$ -	$ -	$ -	$ -	$ -	$ -	$ -	$ -	$ -	$ -
2835	601001520	303.3	$ -	$ -	$ -	$ -	$ -	$ -	$ -	$ -	$ -	$ -	$ -	$ -
2836	601001521	391.2	$ -	$ -	$ -	$ -	$ -	$ -	$ -	$ -	$ -	$ -	$ -	$ -
2837	601001521	397.0	$ -	$ -	$ -	$ -	$ -	$ -	$ -	$ -	$ -	$ -	$ -	$ -
2838	601001521	398.0	$ -	$ -	$ -	$ -	$ -	$ -	$ -	$ -	$ -	$ -	$ -	$ -
2839	601001522	303.3	$ -	$ -	$ -	$ -	$ -	$ -	$ -	$ -	$ -	$ -	$ -	$ 766,570
2840	601001523	303.3	$ -	$ -	$ -	$ -	$ -	$ -	$ -	$ -	$ -	$ -	$ -	$ -
2841	601001524	390.0	$ -	$ -	$ -	$ -	$ -	$ -	$ -	$ -	$ -	$ -	$ -	$ -
2842	627001525	376.1	$ -	$ -	$ -	$ -	$ -	$ -	$ -	$ -	$ -	$ -	$ -	$ -
2843	627001525	376.2	$ -	$ -	$ -	$ -	$ -	$ -	$ -	$ -	$ -	$ -	$ -	$ -
2844	627001525	376.4	$ -	$ -	$ -	$ -	$ -	$ -	$ -	$ -	$ -	$ -	$ -	$ -
2845	627001525	380.0	$ -	$ -	$ -	$ -	$ -	$ -	$ -	$ -	$ -	$ -	$ -	$ -

Sponsored by NMGC Witness Erik C. Buchanan

WP Plant 3 Gross Balances

NEW MEXICO GAS COMPANY, INC.

Gross Balances
Base Period - 12 Months Ending March 31, 2023
Future Test Year - 12 Months Ending September 30, 2025

	A	B	Z	AA	AB	AC	AD	AE	AF	AG
1										
2			Balance	Balance	Balance	Balance	Balance	Balance	Balance	Balance
3	Investment Number / Beginning Balance	FERC Account	2/28/2025	3/31/2025	4/30/2025	5/31/2025	6/30/2025	7/31/2025	8/31/2025	9/30/2025
2797	T624001502	367.1	$ -	$ -	$ -	$ -	$ -	$ -	$ -	$ -
2798	610001503	378.0	$ -	$ -	$ -	$ -	$ -	$ -	$ -	$ -
2799	610001503	385.0	$ -	$ -	$ -	$ -	$ -	$ -	$ -	$ -
2800	T624001504	367.1	$ 10,539,588	$ 10,539,588	$ 10,539,588	$ 10,539,588	$ 10,539,588	$ 10,539,588	$ 10,539,588	$ 10,539,588
2801	T624001504	368.0	$ 1,505,655	$ 1,505,655	$ 1,505,655	$ 1,505,655	$ 1,505,655	$ 1,505,655	$ 1,505,655	$ 1,505,655
2802	T624001504	369.0	$ 3,011,311	$ 3,011,311	$ 3,011,311	$ 3,011,311	$ 3,011,311	$ 3,011,311	$ 3,011,311	$ 3,011,311
2803	601001505	391.2	$ -	$ -	$ -	$ -	$ -	$ -	$ -	$ -
2804	601001505	397.0	$ -	$ -	$ -	$ -	$ -	$ -	$ -	$ -
2805	601001505	398.0	$ -	$ -	$ -	$ -	$ -	$ -	$ -	$ -
2806	601001506	391.2	$ -	$ -	$ -	$ -	$ -	$ -	$ -	$ -
2807	601001506	397.0	$ -	$ -	$ -	$ -	$ -	$ -	$ -	$ -
2808	601001506	398.0	$ -	$ -	$ -	$ -	$ -	$ -	$ -	$ -
2809	620001507	376.1	$ -	$ -	$ -	$ -	$ -	$ -	$ -	$ -
2810	620001507	376.2	$ -	$ -	$ -	$ -	$ -	$ -	$ -	$ -
2811	620001507	376.4	$ -	$ -	$ -	$ -	$ -	$ -	$ -	$ -
2812	620001507	380.0	$ -	$ -	$ -	$ -	$ -	$ -	$ -	$ -
2813	601001508	303.3	$ -	$ -	$ -	$ -	$ -	$ -	$ -	$ -
2814	601001509	303.3	$ -	$ -	$ -	$ -	$ -	$ -	$ -	$ -
2815	601001510	391.2	$ -	$ -	$ -	$ -	$ -	$ -	$ -	$ -
2816	601001510	397.0	$ -	$ -	$ -	$ -	$ -	$ -	$ -	$ -
2817	601001510	398.0	$ -	$ -	$ -	$ -	$ -	$ -	$ -	$ -
2818	601001512	391.2	$ 12,480	$ 12,480	$ 12,480	$ 12,480	$ 12,480	$ 12,480	$ 12,480	$ 12,480
2819	601001512	397.0	$ 468	$ 468	$ 468	$ 468	$ 468	$ 468	$ 468	$ 468
2820	601001512	398.0	$ 2,652	$ 2,652	$ 2,652	$ 2,652	$ 2,652	$ 2,652	$ 2,652	$ 2,652
2821	T626001513	367.1	$ -	$ -	$ -	$ -	$ -	$ -	$ -	$ -
2822	601001514	391.2	$ -	$ -	$ -	$ -	$ -	$ -	$ -	$ -
2823	601001514	397.0	$ -	$ -	$ -	$ -	$ -	$ -	$ -	$ -
2824	601001514	398.0	$ -	$ -	$ -	$ -	$ -	$ -	$ -	$ -
2825	629001515	376.1	$ -	$ -	$ -	$ -	$ -	$ 40,099	$ 40,099	$ 40,099
2826	629001515	376.2	$ -	$ -	$ -	$ -	$ -	$ 280,690	$ 280,690	$ 280,690
2827	629001515	376.4	$ -	$ -	$ -	$ -	$ -	$ 20,049	$ 20,049	$ 20,049
2828	629001515	380.0	$ -	$ -	$ -	$ -	$ -	$ 60,148	$ 60,148	$ 60,148
2829	601001516	303.3	$ -	$ -	$ -	$ -	$ -	$ -	$ -	$ -
2830	601001517	303.3	$ -	$ -	$ -	$ -	$ -	$ -	$ -	$ -
2831	601001518	391.2	$ -	$ -	$ -	$ -	$ -	$ -	$ -	$ -
2832	601001518	397.0	$ -	$ -	$ -	$ -	$ -	$ -	$ -	$ -
2833	601001518	398.0	$ -	$ -	$ -	$ -	$ -	$ -	$ -	$ -
2834	601001519	303.3	$ -	$ -	$ -	$ -	$ -	$ -	$ -	$ -
2835	601001520	303.3	$ -	$ -	$ -	$ -	$ -	$ -	$ -	$ -
2836	601001521	391.2	$ -	$ -	$ -	$ -	$ -	$ -	$ -	$ -
2837	601001521	397.0	$ -	$ -	$ -	$ -	$ -	$ -	$ -	$ -
2838	601001521	398.0	$ -	$ -	$ -	$ -	$ -	$ -	$ -	$ -
2839	601001522	303.3	$ 766,570	$ 766,570	$ 766,570	$ 766,570	$ 766,570	$ 766,570	$ 766,570	$ 766,570
2840	601001523	303.3	$ -	$ -	$ -	$ -	$ -	$ -	$ -	$ -
2841	601001524	390.0	$ -	$ -	$ -	$ -	$ -	$ -	$ -	$ -
2842	627001525	376.1	$ -	$ -	$ -	$ -	$ -	$ -	$ -	$ -
2843	627001525	376.2	$ -	$ -	$ -	$ -	$ -	$ -	$ -	$ -
2844	627001525	376.4	$ -	$ -	$ -	$ -	$ -	$ -	$ -	$ -
2845	627001525	380.0	$ -	$ -	$ -	$ -	$ -	$ -	$ -	$ -

Sponsored by NMGC Witness Erik C. Buchanan

NEW MEXICO GAS COMPANY, INC.

Gross Balances
Base Period - 12 Months Ending March 31, 2023
Future Test Year - 12 Months Ending September 30, 2025

	A	B	C	D	E	F	G	H	I	J	K	L	M
1			Adjusted Base Period										
2			Balance	Balance	Balance	Balance	Balance	Balance	Balance	Balance	Balance	Balance	Balance
3	Investment Number / Beginning Balance	FERC Account	3/31/2023	4/30/2023	5/31/2023	6/30/2023	7/31/2023	8/31/2023	9/30/2023	10/31/2023	11/30/2023	12/31/2023	1/31/2024
2846	610001527	394.0	$ -	$ -	$ -	$ -	$ -	$ -	$ -	$ -	$ -	$ -	$ -
2847	627001531	376.1	$ -	$ -	$ -	$ -	$ -	$ -	$ -	$ -	$ -	$ 97,806	$ 97,806
2848	627001531	376.2	$ -	$ -	$ -	$ -	$ -	$ -	$ -	$ -	$ -	$ 684,641	$ 684,641
2849	627001531	376.4	$ -	$ -	$ -	$ -	$ -	$ -	$ -	$ -	$ -	$ 48,903	$ 48,903
2850	627001531	380.0	$ -	$ -	$ -	$ -	$ -	$ -	$ -	$ -	$ -	$ 146,709	$ 146,709
2851	610001532	394.0	$ -	$ -	$ -	$ -	$ -	$ -	$ -	$ -	$ -	$ -	$ -
2852	T626001533	367.1	$ -	$ -	$ -	$ -	$ -	$ -	$ -	$ -	$ -	$ -	$ 6,659,663
2853	T626001533	368.0	$ -	$ -	$ -	$ -	$ -	$ -	$ -	$ -	$ -	$ -	$ 951,380
2854	T626001533	369.0	$ -	$ -	$ -	$ -	$ -	$ -	$ -	$ -	$ -	$ -	$ 1,902,761
2855	601001534	390.0	$ -	$ -	$ -	$ -	$ -	$ -	$ -	$ -	$ -	$ -	$ -
2856	601001535	391.2	$ -	$ -	$ -	$ -	$ -	$ -	$ -	$ -	$ -	$ -	$ -
2857	601001535	397.0	$ -	$ -	$ -	$ -	$ -	$ -	$ -	$ -	$ -	$ -	$ -
2858	601001535	398.0	$ -	$ -	$ -	$ -	$ -	$ -	$ -	$ -	$ -	$ -	$ -
2859	601001536	303.3	$ -	$ -	$ -	$ -	$ -	$ -	$ -	$ -	$ -	$ -	$ -
2860	601001537	391.2	$ -	$ -	$ -	$ -	$ -	$ -	$ -	$ -	$ -	$ -	$ -
2861	601001537	397.0	$ -	$ -	$ -	$ -	$ -	$ -	$ -	$ -	$ -	$ -	$ -
2862	601001537	398.0	$ -	$ -	$ -	$ -	$ -	$ -	$ -	$ -	$ -	$ -	$ -
2863	627001538	376.1	$ -	$ -	$ -	$ -	$ -	$ -	$ -	$ -	$ -	$ 371,208	$ 371,208
2864	627001538	376.2	$ -	$ -	$ -	$ -	$ -	$ -	$ -	$ -	$ -	$ 2,598,454	$ 2,598,454
2865	627001538	376.4	$ -	$ -	$ -	$ -	$ -	$ -	$ -	$ -	$ -	$ 185,604	$ 185,604
2866	627001538	380.0	$ -	$ -	$ -	$ -	$ -	$ -	$ -	$ -	$ -	$ 556,812	$ 556,812
2867	629001539	376.1	$ -	$ -	$ -	$ -	$ -	$ -	$ -	$ -	$ -	$ -	$ -
2868	629001539	376.2	$ -	$ -	$ -	$ -	$ -	$ -	$ -	$ -	$ -	$ -	$ -
2869	629001539	376.4	$ -	$ -	$ -	$ -	$ -	$ -	$ -	$ -	$ -	$ -	$ -
2870	601001540	391.2	$ -	$ -	$ -	$ -	$ -	$ -	$ -	$ -	$ -	$ -	$ -
2871	601001540	397.0	$ -	$ -	$ -	$ -	$ -	$ -	$ -	$ -	$ -	$ -	$ -
2872	601001540	398.0	$ -	$ -	$ -	$ -	$ -	$ -	$ -	$ -	$ -	$ -	$ -
2873	601001541	391.2	$ -	$ -	$ -	$ -	$ -	$ -	$ -	$ -	$ -	$ -	$ -
2874	601001541	397.0	$ -	$ -	$ -	$ -	$ -	$ -	$ -	$ -	$ -	$ -	$ -
2875	601001541	398.0	$ -	$ -	$ -	$ -	$ -	$ -	$ -	$ -	$ -	$ -	$ -
2876	601001542	391.2	$ -	$ -	$ -	$ -	$ -	$ -	$ -	$ -	$ -	$ -	$ -
2877	601001542	397.0	$ -	$ -	$ -	$ -	$ -	$ -	$ -	$ -	$ -	$ -	$ -
2878	601001542	398.0	$ -	$ -	$ -	$ -	$ -	$ -	$ -	$ -	$ -	$ -	$ -
2879	601001543	391.2	$ -	$ -	$ -	$ -	$ -	$ -	$ -	$ -	$ -	$ -	$ -
2880	601001543	397.0	$ -	$ -	$ -	$ -	$ -	$ -	$ -	$ -	$ -	$ -	$ -
2881	601001543	398.0	$ -	$ -	$ -	$ -	$ -	$ -	$ -	$ -	$ -	$ -	$ -
2882	601001544	391.2	$ -	$ -	$ -	$ -	$ -	$ -	$ -	$ -	$ -	$ -	$ -
2883	601001544	397.0	$ -	$ -	$ -	$ -	$ -	$ -	$ -	$ -	$ -	$ -	$ -
2884	601001544	398.0	$ -	$ -	$ -	$ -	$ -	$ -	$ -	$ -	$ -	$ -	$ -
2885	601001545	391.2	$ -	$ -	$ -	$ -	$ -	$ -	$ -	$ -	$ -	$ -	$ -
2886	601001545	397.0	$ -	$ -	$ -	$ -	$ -	$ -	$ -	$ -	$ -	$ -	$ -
2887	601001545	398.0	$ -	$ -	$ -	$ -	$ -	$ -	$ -	$ -	$ -	$ -	$ -
2888	601001546	303.3	$ -	$ -	$ -	$ -	$ -	$ -	$ -	$ -	$ -	$ -	$ -
2889	601001547	303.3	$ -	$ -	$ -	$ -	$ -	$ -	$ -	$ -	$ -	$ -	$ -
2890	601001548	303.3	$ -	$ -	$ -	$ -	$ -	$ -	$ -	$ -	$ -	$ -	$ -
2891	610001549	376.1	$ -	$ -	$ -	$ -	$ -	$ -	$ -	$ -	$ -	$ -	$ -
2892	610001549	376.2	$ -	$ -	$ -	$ -	$ -	$ -	$ -	$ -	$ -	$ -	$ -
2893	610001549	376.4	$ -	$ -	$ -	$ -	$ -	$ -	$ -	$ -	$ -	$ -	$ -
2894	610001549	380.0	$ -	$ -	$ -	$ -	$ -	$ -	$ -	$ -	$ -	$ -	$ -

Sponsored by NMGC Witness Erik C. Buchanan

WP Plant 3 Gross Balances

NEW MEXICO GAS COMPANY, INC.

Gross Balances
Base Period - 12 Months Ending March 31, 2023
Future Test Year - 12 Months Ending September 30, 2025

	A	B	N	O	P	Q	R	S	T	U	V	W	X	Y
1														
2			Balance	Balance	Balance	Balance	Balance	Balance	Balance	Balance	Balance	Balance	Balance	Balance
3	Investment Number / Beginning Balance	FERC Account	2/29/2024	3/31/2024	4/30/2024	5/31/2024	6/30/2024	7/31/2024	8/31/2024	9/30/2024	10/31/2024	11/30/2024	12/31/2024	1/31/2025
2846	610001527	394.0	$ -	$ -	$ -	$ -	$ -	$ -	$ -	$ -	$ -	$ -	$ -	$ -
2847	627001531	376.1	$ 97,806	$ 97,806	$ 97,806	$ 97,806	$ 97,806	$ 97,806	$ 97,806	$ 97,806	$ 97,806	$ 97,806	$ 97,806	$ 97,806
2848	627001531	376.2	$ 684,641	$ 684,641	$ 684,641	$ 684,641	$ 684,641	$ 684,641	$ 684,641	$ 684,641	$ 684,641	$ 684,641	$ 684,641	$ 684,641
2849	627001531	376.4	$ 48,903	$ 48,903	$ 48,903	$ 48,903	$ 48,903	$ 48,903	$ 48,903	$ 48,903	$ 48,903	$ 48,903	$ 48,903	$ 48,903
2850	627001531	380.0	$ 146,709	$ 146,709	$ 146,709	$ 146,709	$ 146,709	$ 146,709	$ 146,709	$ 146,709	$ 146,709	$ 146,709	$ 146,709	$ 146,709
2851	610001532	394.0	$ -	$ -	$ -	$ -	$ -	$ -	$ -	$ -	$ -	$ -	$ -	$ -
2852	T626001533	367.1	$ 6,659,663	$ 6,659,663	$ 6,659,663	$ 6,659,663	$ 6,659,663	$ 6,659,663	$ 6,659,663	$ 6,659,663	$ 6,659,663	$ 6,659,663	$ 6,659,663	$ 6,659,663
2853	T626001533	368.0	$ 951,380	$ 951,380	$ 951,380	$ 951,380	$ 951,380	$ 951,380	$ 951,380	$ 951,380	$ 951,380	$ 951,380	$ 951,380	$ 951,380
2854	T626001533	369.0	$ 1,902,761	$ 1,902,761	$ 1,902,761	$ 1,902,761	$ 1,902,761	$ 1,902,761	$ 1,902,761	$ 1,902,761	$ 1,902,761	$ 1,902,761	$ 1,902,761	$ 1,902,761
2855	601001534	390.0	$ -	$ -	$ -	$ -	$ -	$ -	$ -	$ -	$ -	$ -	$ -	$ -
2856	601001535	391.2	$ -	$ -	$ -	$ -	$ -	$ -	$ -	$ -	$ -	$ -	$ -	$ -
2857	601001535	397.0	$ -	$ -	$ -	$ -	$ -	$ -	$ -	$ -	$ -	$ -	$ -	$ -
2858	601001535	398.0	$ -	$ -	$ -	$ -	$ -	$ -	$ -	$ -	$ -	$ -	$ -	$ -
2859	601001536	303.3	$ -	$ -	$ -	$ -	$ -	$ -	$ -	$ -	$ -	$ -	$ -	$ -
2860	601001537	391.2	$ -	$ -	$ -	$ -	$ -	$ -	$ -	$ -	$ -	$ -	$ -	$ 1,429,544
2861	601001537	397.0	$ -	$ -	$ -	$ -	$ -	$ -	$ -	$ -	$ -	$ -	$ -	$ 53,608
2862	601001537	398.0	$ -	$ -	$ -	$ -	$ -	$ -	$ -	$ -	$ -	$ -	$ -	$ 303,778
2863	627001538	376.1	$ 371,208	$ 371,208	$ 371,208	$ 371,208	$ 371,208	$ 371,208	$ 371,208	$ 371,208	$ 371,208	$ 371,208	$ 371,208	$ 371,208
2864	627001538	376.2	$ 2,598,454	$ 2,598,454	$ 2,598,454	$ 2,598,454	$ 2,598,454	$ 2,598,454	$ 2,598,454	$ 2,598,454	$ 2,598,454	$ 2,598,454	$ 2,598,454	$ 2,598,454
2865	627001538	376.4	$ 185,604	$ 185,604	$ 185,604	$ 185,604	$ 185,604	$ 185,604	$ 185,604	$ 185,604	$ 185,604	$ 185,604	$ 185,604	$ 185,604
2866	627001538	380.0	$ 556,812	$ 556,812	$ 556,812	$ 556,812	$ 556,812	$ 556,812	$ 556,812	$ 556,812	$ 556,812	$ 556,812	$ 556,812	$ 556,812
2867	629001539	376.1	$ -	$ -	$ -	$ -	$ -	$ -	$ -	$ -	$ -	$ -	$ -	$ -
2868	629001539	376.2	$ -	$ -	$ -	$ -	$ -	$ -	$ -	$ -	$ -	$ -	$ -	$ -
2869	629001539	376.4	$ -	$ -	$ -	$ -	$ -	$ -	$ -	$ -	$ -	$ -	$ -	$ -
2870	601001540	391.2	$ -	$ -	$ -	$ -	$ -	$ -	$ -	$ -	$ -	$ -	$ -	$ -
2871	601001540	397.0	$ -	$ -	$ -	$ -	$ -	$ -	$ -	$ -	$ -	$ -	$ -	$ -
2872	601001540	398.0	$ -	$ -	$ -	$ -	$ -	$ -	$ -	$ -	$ -	$ -	$ -	$ -
2873	601001541	391.2	$ -	$ -	$ -	$ -	$ -	$ -	$ -	$ -	$ -	$ -	$ -	$ -
2874	601001541	397.0	$ -	$ -	$ -	$ -	$ -	$ -	$ -	$ -	$ -	$ -	$ -	$ -
2875	601001541	398.0	$ -	$ -	$ -	$ -	$ -	$ -	$ -	$ -	$ -	$ -	$ -	$ -
2876	601001542	391.2	$ -	$ -	$ -	$ -	$ -	$ -	$ -	$ -	$ -	$ -	$ -	$ -
2877	601001542	397.0	$ -	$ -	$ -	$ -	$ -	$ -	$ -	$ -	$ -	$ -	$ -	$ -
2878	601001542	398.0	$ -	$ -	$ -	$ -	$ -	$ -	$ -	$ -	$ -	$ -	$ -	$ -
2879	601001543	391.2	$ -	$ -	$ -	$ -	$ -	$ -	$ -	$ -	$ -	$ -	$ -	$ -
2880	601001543	397.0	$ -	$ -	$ -	$ -	$ -	$ -	$ -	$ -	$ -	$ -	$ -	$ -
2881	601001543	398.0	$ -	$ -	$ -	$ -	$ -	$ -	$ -	$ -	$ -	$ -	$ -	$ -
2882	601001544	391.2	$ -	$ -	$ -	$ -	$ -	$ -	$ -	$ -	$ -	$ -	$ -	$ -
2883	601001544	397.0	$ -	$ -	$ -	$ -	$ -	$ -	$ -	$ -	$ -	$ -	$ -	$ -
2884	601001544	398.0	$ -	$ -	$ -	$ -	$ -	$ -	$ -	$ -	$ -	$ -	$ -	$ -
2885	601001545	391.2	$ -	$ -	$ -	$ -	$ -	$ -	$ -	$ -	$ -	$ -	$ -	$ -
2886	601001545	397.0	$ -	$ -	$ -	$ -	$ -	$ -	$ -	$ -	$ -	$ -	$ -	$ -
2887	601001545	398.0	$ -	$ -	$ -	$ -	$ -	$ -	$ -	$ -	$ -	$ -	$ -	$ -
2888	601001546	303.3	$ -	$ -	$ -	$ -	$ -	$ -	$ -	$ -	$ -	$ -	$ -	$ -
2889	601001547	303.3	$ -	$ -	$ -	$ -	$ -	$ -	$ -	$ -	$ -	$ -	$ -	$ -
2890	601001548	303.3	$ -	$ -	$ -	$ -	$ -	$ -	$ -	$ -	$ -	$ -	$ -	$ 35,203
2891	610001549	376.1	$ -	$ -	$ -	$ -	$ -	$ -	$ -	$ -	$ -	$ -	$ -	$ -
2892	610001549	376.2	$ -	$ -	$ -	$ -	$ -	$ -	$ -	$ -	$ -	$ -	$ -	$ -
2893	610001549	376.4	$ -	$ -	$ -	$ -	$ -	$ -	$ -	$ -	$ -	$ -	$ -	$ -
2894	610001549	380.0	$ -	$ -	$ -	$ -	$ -	$ -	$ -	$ -	$ -	$ -	$ -	$ -

Sponsored by NMGC Witness Erik C. Buchanan

WP Plant 3 Gross Balances

NEW MEXICO GAS COMPANY, INC.

Gross Balances
Base Period - 12 Months Ending March 31, 2023
Future Test Year - 12 Months Ending September 30, 2025

	A	B	Z	AA	AB	AC	AD	AE	AF	AG
1										
2			Balance	Balance	Balance	Balance	Balance	Balance	Balance	Balance
3	Investment Number / Beginning Balance	FERC Account	2/28/2025	3/31/2025	4/30/2025	5/31/2025	6/30/2025	7/31/2025	8/31/2025	9/30/2025
2846	610001527	394.0	$ -	$ -	$ -	$ -	$ -	$ -	$ -	$ -
2847	627001531	376.1	$ 97,806	$ 97,806	$ 97,806	$ 97,806	$ 97,806	$ 97,806	$ 97,806	$ 97,806
2848	627001531	376.2	$ 684,641	$ 684,641	$ 684,641	$ 684,641	$ 684,641	$ 684,641	$ 684,641	$ 684,641
2849	627001531	376.4	$ 48,903	$ 48,903	$ 48,903	$ 48,903	$ 48,903	$ 48,903	$ 48,903	$ 48,903
2850	627001531	380.0	$ 146,709	$ 146,709	$ 146,709	$ 146,709	$ 146,709	$ 146,709	$ 146,709	$ 146,709
2851	610001532	394.0	$ -	$ -	$ -	$ -	$ -	$ -	$ -	$ -
2852	T626001533	367.1	$ 6,659,663	$ 6,659,663	$ 6,659,663	$ 6,659,663	$ 6,659,663	$ 6,659,663	$ 6,659,663	$ 6,659,663
2853	T626001533	368.0	$ 951,380	$ 951,380	$ 951,380	$ 951,380	$ 951,380	$ 951,380	$ 951,380	$ 951,380
2854	T626001533	369.0	$ 1,902,761	$ 1,902,761	$ 1,902,761	$ 1,902,761	$ 1,902,761	$ 1,902,761	$ 1,902,761	$ 1,902,761
2855	601001534	390.0	$ -	$ -	$ -	$ -	$ -	$ -	$ -	$ -
2856	601001535	391.2	$ -	$ -	$ -	$ -	$ -	$ -	$ -	$ -
2857	601001535	397.0	$ -	$ -	$ -	$ -	$ -	$ -	$ -	$ -
2858	601001535	398.0	$ -	$ -	$ -	$ -	$ -	$ -	$ -	$ -
2859	601001536	303.3	$ -	$ -	$ -	$ -	$ -	$ -	$ -	$ -
2860	601001537	391.2	$ 1,429,544	$ 1,429,544	$ 1,429,544	$ 1,429,544	$ 1,429,544	$ 1,429,544	$ 1,429,544	$ 1,429,544
2861	601001537	397.0	$ 53,608	$ 53,608	$ 53,608	$ 53,608	$ 53,608	$ 53,608	$ 53,608	$ 53,608
2862	601001537	398.0	$ 303,778	$ 303,778	$ 303,778	$ 303,778	$ 303,778	$ 303,778	$ 303,778	$ 303,778
2863	627001538	376.1	$ 371,208	$ 371,208	$ 371,208	$ 371,208	$ 371,208	$ 371,208	$ 371,208	$ 371,208
2864	627001538	376.2	$ 2,598,454	$ 2,598,454	$ 2,598,454	$ 2,598,454	$ 2,598,454	$ 2,598,454	$ 2,598,454	$ 2,598,454
2865	627001538	376.4	$ 185,604	$ 185,604	$ 185,604	$ 185,604	$ 185,604	$ 185,604	$ 185,604	$ 185,604
2866	627001538	380.0	$ 556,812	$ 556,812	$ 556,812	$ 556,812	$ 556,812	$ 556,812	$ 556,812	$ 556,812
2867	629001539	376.1	$ -	$ -	$ -	$ -	$ 260,976	$ 260,976	$ 260,976	$ 260,976
2868	629001539	376.2	$ -	$ -	$ -	$ -	$ 202,981	$ 202,981	$ 202,981	$ 202,981
2869	629001539	376.4	$ -	$ -	$ -	$ -	$ 115,989	$ 115,989	$ 115,989	$ 115,989
2870	601001540	391.2	$ -	$ -	$ -	$ -	$ -	$ -	$ -	$ -
2871	601001540	397.0	$ -	$ -	$ -	$ -	$ -	$ -	$ -	$ -
2872	601001540	398.0	$ -	$ -	$ -	$ -	$ -	$ -	$ -	$ -
2873	601001541	391.2	$ -	$ -	$ -	$ -	$ -	$ -	$ -	$ -
2874	601001541	397.0	$ -	$ -	$ -	$ -	$ -	$ -	$ -	$ -
2875	601001541	398.0	$ -	$ -	$ -	$ -	$ -	$ -	$ -	$ -
2876	601001542	391.2	$ -	$ -	$ -	$ -	$ -	$ -	$ -	$ -
2877	601001542	397.0	$ -	$ -	$ -	$ -	$ -	$ -	$ -	$ -
2878	601001542	398.0	$ -	$ -	$ -	$ -	$ -	$ -	$ -	$ -
2879	601001543	391.2	$ -	$ -	$ -	$ -	$ -	$ -	$ -	$ -
2880	601001543	397.0	$ -	$ -	$ -	$ -	$ -	$ -	$ -	$ -
2881	601001543	398.0	$ -	$ -	$ -	$ -	$ -	$ -	$ -	$ -
2882	601001544	391.2	$ -	$ -	$ -	$ -	$ -	$ -	$ -	$ -
2883	601001544	397.0	$ -	$ -	$ -	$ -	$ -	$ -	$ -	$ -
2884	601001544	398.0	$ -	$ -	$ -	$ -	$ -	$ -	$ -	$ -
2885	601001545	391.2	$ -	$ -	$ -	$ -	$ -	$ -	$ -	$ -
2886	601001545	397.0	$ -	$ -	$ -	$ -	$ -	$ -	$ -	$ -
2887	601001545	398.0	$ -	$ -	$ -	$ -	$ -	$ -	$ -	$ -
2888	601001546	303.3	$ -	$ -	$ -	$ -	$ -	$ -	$ -	$ -
2889	601001547	303.3	$ -	$ -	$ -	$ -	$ -	$ -	$ -	$ -
2890	601001548	303.3	$ 35,203	$ 35,203	$ 35,203	$ 35,203	$ 35,203	$ 35,203	$ 35,203	$ 35,203
2891	610001549	376.1	$ -	$ -	$ -	$ -	$ -	$ -	$ -	$ -
2892	610001549	376.2	$ -	$ -	$ -	$ -	$ -	$ -	$ -	$ -
2893	610001549	376.4	$ -	$ -	$ -	$ -	$ -	$ -	$ -	$ -
2894	610001549	380.0	$ -	$ -	$ -	$ -	$ -	$ -	$ -	$ -

Sponsored by NMGC Witness Erik C. Buchanan

NEW MEXICO GAS COMPANY, INC.

Gross Balances
Base Period - 12 Months Ending March 31, 2023
Future Test Year - 12 Months Ending September 30, 2025

	A	B	C	D	E	F	G	H	I	J	K	L	M
1			Adjusted Base Period										
2			Balance	Balance	Balance	Balance	Balance	Balance	Balance	Balance	Balance	Balance	Balance
3	Investment Number / Beginning Balance	FERC Account	3/31/2023	4/30/2023	5/31/2023	6/30/2023	7/31/2023	8/31/2023	9/30/2023	10/31/2023	11/30/2023	12/31/2023	1/31/2024
2895	601001550	303.3	$ -	$ -	$ -	$ -	$ -	$ -	$ -	$ -	$ -	$ -	$ -
2896	601001551	303.3	$ -	$ -	$ -	$ -	$ -	$ -	$ -	$ -	$ -	$ -	$ -
2897	601001552	303.3	$ -	$ -	$ -	$ -	$ -	$ -	$ -	$ -	$ -	$ -	$ -
2898	601001554	303.3	$ -	$ -	$ -	$ -	$ -	$ -	$ -	$ -	$ -	$ -	$ -
2899	601001555	303.3	$ -	$ -	$ -	$ -	$ -	$ -	$ -	$ -	$ -	$ -	$ 434,102
2900	601001556	303.3	$ -	$ -	$ -	$ -	$ -	$ -	$ -	$ -	$ -	$ -	$ -
2901	601001557	303.3	$ -	$ -	$ -	$ -	$ -	$ -	$ -	$ -	$ -	$ -	$ -
2902	601001558	303.3	$ -	$ -	$ -	$ -	$ -	$ -	$ -	$ -	$ -	$ -	$ -
2903	601001559	303.3	$ -	$ -	$ -	$ -	$ -	$ -	$ -	$ -	$ -	$ -	$ -
2904	601001560	391.2	$ -	$ -	$ -	$ 70,846	$ 70,846	$ 70,846	$ 94,753	$ 94,753	$ 94,753	$ 127,963	$ 127,963
2905	601001560	397.0	$ -	$ -	$ -	$ 2,657	$ 2,657	$ 2,657	$ 3,553	$ 3,553	$ 3,553	$ 4,799	$ 4,799
2906	601001560	398.0	$ -	$ -	$ -	$ 15,055	$ 15,055	$ 15,055	$ 20,135	$ 20,135	$ 20,135	$ 27,192	$ 27,192
2907	601001561	303.3	$ -	$ -	$ -	$ -	$ -	$ -	$ -	$ -	$ -	$ -	$ -
2908	601001562	303.3	$ -	$ -	$ -	$ -	$ -	$ -	$ -	$ -	$ -	$ -	$ -
2909	601001563	303.3	$ -	$ -	$ -	$ -	$ -	$ -	$ -	$ -	$ -	$ -	$ -
2910	601001568	303.3	$ -	$ -	$ -	$ -	$ -	$ -	$ -	$ -	$ -	$ -	$ -
2911	T610001569	368.0	$ -	$ -	$ -	$ -	$ -	$ -	$ -	$ -	$ -	$ -	$ -
2912	T610001569	369.0	$ -	$ -	$ -	$ -	$ -	$ -	$ -	$ -	$ -	$ -	$ -
2913	T624001570	367.1	$ -	$ -	$ -	$ -	$ -	$ -	$ -	$ -	$ -	$ -	$ -
2914	T624001570	368.0	$ -	$ -	$ -	$ -	$ -	$ -	$ -	$ -	$ -	$ -	$ -
2915	T624001570	369.0	$ -	$ -	$ -	$ -	$ -	$ -	$ -	$ -	$ -	$ -	$ -
2916	T624001571	367.1	$ -	$ -	$ -	$ -	$ -	$ -	$ -	$ -	$ -	$ -	$ -
2917	T624001571	368.0	$ -	$ -	$ -	$ -	$ -	$ -	$ -	$ -	$ -	$ -	$ -
2918	T624001571	369.0	$ -	$ -	$ -	$ -	$ -	$ -	$ -	$ -	$ -	$ -	$ -
2919	T610001572	367.1	$ -	$ -	$ -	$ -	$ -	$ -	$ -	$ -	$ -	$ -	$ -
2920	T610001572	368.0	$ -	$ -	$ -	$ -	$ -	$ -	$ -	$ -	$ -	$ -	$ -
2921	T610001572	369.0	$ -	$ -	$ -	$ -	$ -	$ -	$ -	$ -	$ -	$ -	$ -
2922	T624001573	367.1	$ -	$ -	$ -	$ -	$ -	$ -	$ -	$ -	$ -	$ -	$ -
2923	T624001573	368.0	$ -	$ -	$ -	$ -	$ -	$ -	$ -	$ -	$ -	$ -	$ -
2924	T624001573	369.0	$ -	$ -	$ -	$ -	$ -	$ -	$ -	$ -	$ -	$ -	$ -
2925	T624001574	367.1	$ -	$ -	$ -	$ -	$ -	$ -	$ -	$ -	$ -	$ -	$ -
2926	T624001574	368.0	$ -	$ -	$ -	$ -	$ -	$ -	$ -	$ -	$ -	$ -	$ -
2927	T624001574	369.0	$ -	$ -	$ -	$ -	$ -	$ -	$ -	$ -	$ -	$ -	$ -
2928	T624001575	367.1	$ -	$ -	$ -	$ -	$ -	$ -	$ -	$ -	$ -	$ -	$ -
2929	T624001575	368.0	$ -	$ -	$ -	$ -	$ -	$ -	$ -	$ -	$ -	$ -	$ -
2930	T624001575	369.0	$ -	$ -	$ -	$ -	$ -	$ -	$ -	$ -	$ -	$ -	$ -
2931	T680001576	367.1	$ -	$ -	$ -	$ -	$ -	$ -	$ -	$ -	$ -	$ -	$ -
2932	T610001577	367.1	$ -	$ -	$ -	$ -	$ -	$ -	$ -	$ -	$ -	$ 1,291,323	$ 1,291,323
2933	T610001577	368.0	$ -	$ -	$ -	$ -	$ -	$ -	$ -	$ -	$ -	$ 184,475	$ 184,475
2934	T610001577	369.0	$ -	$ -	$ -	$ -	$ -	$ -	$ -	$ -	$ -	$ 368,949	$ 368,949
2935	T680001578	367.1	$ -	$ -	$ -	$ -	$ -	$ -	$ -	$ -	$ -	$ -	$ -
2936	T680001578	368.0	$ -	$ -	$ -	$ -	$ -	$ -	$ -	$ -	$ -	$ -	$ -
2937	T680001578	369.0	$ -	$ -	$ -	$ -	$ -	$ -	$ -	$ -	$ -	$ -	$ -
2938	T624001579	367.1	$ -	$ -	$ -	$ -	$ -	$ -	$ -	$ -	$ -	$ -	$ -
2939	T624001579	368.0	$ -	$ -	$ -	$ -	$ -	$ -	$ -	$ -	$ -	$ -	$ -
2940	T624001579	369.0	$ -	$ -	$ -	$ -	$ -	$ -	$ -	$ -	$ -	$ -	$ -
2941	T680001580	367.1	$ -	$ -	$ -	$ -	$ -	$ -	$ -	$ -	$ -	$ -	$ -
2942	T680001580	368.0	$ -	$ -	$ -	$ -	$ -	$ -	$ -	$ -	$ -	$ -	$ -
2943	T680001580	369.0	$ -	$ -	$ -	$ -	$ -	$ -	$ -	$ -	$ -	$ -	$ -

Sponsored by NMGC Witness Erik C. Buchanan

NEW MEXICO GAS COMPANY, INC.

Gross Balances
Base Period - 12 Months Ending March 31, 2023
Future Test Year - 12 Months Ending September 30, 2025

	A	B	N	O	P	Q	R	S	T	U	V	W	X	Y
1														
2			Balance	Balance	Balance	Balance	Balance	Balance	Balance	Balance	Balance	Balance	Balance	Balance
3	Investment Number / Beginning Balance	FERC Account	2/29/2024	3/31/2024	4/30/2024	5/31/2024	6/30/2024	7/31/2024	8/31/2024	9/30/2024	10/31/2024	11/30/2024	12/31/2024	1/31/2025
2895	601001550	303.3	$ -	$ -	$ -	$ -	$ -	$ -	$ -	$ -	$ -	$ -	$ -	$ -
2896	601001551	303.3	$ -	$ -	$ -	$ -	$ -	$ -	$ -	$ -	$ -	$ -	$ -	$ -
2897	601001552	303.3	$ -	$ -	$ -	$ -	$ -	$ -	$ -	$ -	$ -	$ -	$ -	$ -
2898	601001554	303.3	$ -	$ -	$ -	$ -	$ -	$ -	$ -	$ -	$ -	$ -	$ -	$ -
2899	601001555	303.3	$ 434,102	$ 434,102	$ 434,102	$ 434,102	$ 434,102	$ 434,102	$ 434,102	$ 434,102	$ 434,102	$ 434,102	$ 434,102	$ 434,102
2900	601001556	303.3	$ -	$ -	$ -	$ -	$ -	$ -	$ -	$ -	$ -	$ -	$ -	$ -
2901	601001557	303.3	$ -	$ -	$ -	$ -	$ -	$ -	$ -	$ -	$ -	$ -	$ -	$ 125,377
2902	601001558	303.3	$ -	$ -	$ -	$ -	$ -	$ -	$ -	$ -	$ -	$ -	$ -	$ -
2903	601001559	303.3	$ -	$ -	$ -	$ -	$ -	$ -	$ -	$ -	$ -	$ -	$ -	$ -
2904	601001560	391.2	$ 127,963	$ 127,963	$ 127,963	$ 127,963	$ 127,963	$ 127,963	$ 127,963	$ 127,963	$ 127,963	$ 127,963	$ 127,963	$ 127,963
2905	601001560	397.0	$ 4,799	$ 4,799	$ 4,799	$ 4,799	$ 4,799	$ 4,799	$ 4,799	$ 4,799	$ 4,799	$ 4,799	$ 4,799	$ 4,799
2906	601001560	398.0	$ 27,192	$ 27,192	$ 27,192	$ 27,192	$ 27,192	$ 27,192	$ 27,192	$ 27,192	$ 27,192	$ 27,192	$ 27,192	$ 27,192
2907	601001561	303.3	$ -	$ -	$ -	$ -	$ -	$ -	$ -	$ -	$ -	$ -	$ -	$ -
2908	601001562	303.3	$ -	$ -	$ -	$ -	$ -	$ -	$ -	$ -	$ -	$ -	$ -	$ -
2909	601001563	303.3	$ -	$ -	$ -	$ -	$ -	$ -	$ -	$ -	$ -	$ -	$ -	$ -
2910	601001568	303.3	$ -	$ -	$ -	$ -	$ -	$ -	$ -	$ -	$ 27,994,570	$ 27,994,570	$ 27,994,570	$ 27,994,570
2911	T610001569	368.0	$ -	$ -	$ -	$ -	$ -	$ -	$ -	$ -	$ -	$ -	$ -	$ -
2912	T610001569	369.0	$ -	$ -	$ -	$ -	$ -	$ -	$ -	$ -	$ -	$ -	$ -	$ -
2913	T624001570	367.1	$ -	$ -	$ -	$ -	$ -	$ -	$ -	$ -	$ -	$ -	$ -	$ -
2914	T624001570	368.0	$ -	$ -	$ -	$ -	$ -	$ -	$ -	$ -	$ -	$ -	$ -	$ -
2915	T624001570	369.0	$ -	$ -	$ -	$ -	$ -	$ -	$ -	$ -	$ -	$ -	$ -	$ -
2916	T624001571	367.1	$ -	$ -	$ -	$ -	$ -	$ -	$ -	$ -	$ -	$ -	$ -	$ -
2917	T624001571	368.0	$ -	$ -	$ -	$ -	$ -	$ -	$ -	$ -	$ -	$ -	$ -	$ -
2918	T624001571	369.0	$ -	$ -	$ -	$ -	$ -	$ -	$ -	$ -	$ -	$ -	$ -	$ -
2919	T610001572	367.1	$ -	$ -	$ -	$ -	$ -	$ -	$ -	$ -	$ -	$ -	$ -	$ -
2920	T610001572	368.0	$ -	$ -	$ -	$ -	$ -	$ -	$ -	$ -	$ -	$ -	$ -	$ -
2921	T610001572	369.0	$ -	$ -	$ -	$ -	$ -	$ -	$ -	$ -	$ -	$ -	$ -	$ -
2922	T624001573	367.1	$ -	$ -	$ -	$ -	$ -	$ -	$ -	$ -	$ -	$ -	$ -	$ -
2923	T624001573	368.0	$ -	$ -	$ -	$ -	$ -	$ -	$ -	$ -	$ -	$ -	$ -	$ -
2924	T624001573	369.0	$ -	$ -	$ -	$ -	$ -	$ -	$ -	$ -	$ -	$ -	$ -	$ -
2925	T624001574	367.1	$ -	$ -	$ -	$ -	$ -	$ -	$ -	$ -	$ -	$ -	$ -	$ -
2926	T624001574	368.0	$ -	$ -	$ -	$ -	$ -	$ -	$ -	$ -	$ -	$ -	$ -	$ -
2927	T624001574	369.0	$ -	$ -	$ -	$ -	$ -	$ -	$ -	$ -	$ -	$ -	$ -	$ -
2928	T624001575	367.1	$ -	$ -	$ -	$ -	$ -	$ -	$ -	$ -	$ -	$ -	$ -	$ -
2929	T624001575	368.0	$ -	$ -	$ -	$ -	$ -	$ -	$ -	$ -	$ -	$ -	$ -	$ -
2930	T624001575	369.0	$ -	$ -	$ -	$ -	$ -	$ -	$ -	$ -	$ -	$ -	$ -	$ -
2931	T680001576	367.1	$ -	$ -	$ -	$ -	$ -	$ -	$ -	$ -	$ -	$ -	$ -	$ -
2932	T610001577	367.1	$ 1,291,323	$ 1,291,323	$ 1,291,323	$ 1,291,323	$ 1,291,323	$ 1,291,323	$ 1,291,323	$ 1,291,323	$ 1,291,323	$ 1,291,323	$ 1,291,323	$ 1,291,323
2933	T610001577	368.0	$ 184,475	$ 184,475	$ 184,475	$ 184,475	$ 184,475	$ 184,475	$ 184,475	$ 184,475	$ 184,475	$ 184,475	$ 184,475	$ 184,475
2934	T610001577	369.0	$ 368,949	$ 368,949	$ 368,949	$ 368,949	$ 368,949	$ 368,949	$ 368,949	$ 368,949	$ 368,949	$ 368,949	$ 368,949	$ 368,949
2935	T680001578	367.1	$ -	$ -	$ -	$ -	$ -	$ -	$ -	$ -	$ -	$ -	$ -	$ -
2936	T680001578	368.0	$ -	$ -	$ -	$ -	$ -	$ -	$ -	$ -	$ -	$ -	$ -	$ -
2937	T680001578	369.0	$ -	$ -	$ -	$ -	$ -	$ -	$ -	$ -	$ -	$ -	$ -	$ -
2938	T624001579	367.1	$ -	$ -	$ -	$ -	$ -	$ -	$ -	$ -	$ -	$ -	$ -	$ -
2939	T624001579	368.0	$ -	$ -	$ -	$ -	$ -	$ -	$ -	$ -	$ -	$ -	$ -	$ -
2940	T624001579	369.0	$ -	$ -	$ -	$ -	$ -	$ -	$ -	$ -	$ -	$ -	$ -	$ -
2941	T680001580	367.1	$ -	$ -	$ -	$ -	$ -	$ -	$ -	$ -	$ -	$ -	$ -	$ -
2942	T680001580	368.0	$ -	$ -	$ -	$ -	$ -	$ -	$ -	$ -	$ -	$ -	$ -	$ -
2943	T680001580	369.0	$ -	$ -	$ -	$ -	$ -	$ -	$ -	$ -	$ -	$ -	$ -	$ -

Sponsored by NMGC Witness Erik C. Buchanan

NEW MEXICO GAS COMPANY, INC.

Gross Balances
Base Period - 12 Months Ending March 31, 2023
Future Test Year - 12 Months Ending September 30, 2025

	A	B	Z	AA	AB	AC	AD	AE	AF	AG
1										
2			Balance	Balance	Balance	Balance	Balance	Balance	Balance	Balance
3	Investment Number / Beginning Balance	FERC Account	2/28/2025	3/31/2025	4/30/2025	5/31/2025	6/30/2025	7/31/2025	8/31/2025	9/30/2025
2895	601001550	303.3	$ -	$ -	$ -	$ -	$ -	$ -	$ -	$ -
2896	601001551	303.3	$ -	$ -	$ -	$ -	$ -	$ -	$ -	$ -
2897	601001552	303.3	$ -	$ -	$ -	$ -	$ -	$ -	$ -	$ -
2898	601001554	303.3	$ -	$ -	$ -	$ -	$ -	$ -	$ -	$ -
2899	601001555	303.3	$ 434,102	$ 434,102	$ 434,102	$ 434,102	$ 434,102	$ 434,102	$ 434,102	$ 434,102
2900	601001556	303.3	$ -	$ -	$ -	$ -	$ -	$ -	$ -	$ -
2901	601001557	303.3	$ 125,377	$ 125,377	$ 125,377	$ 125,377	$ 125,377	$ 125,377	$ 125,377	$ 125,377
2902	601001558	303.3	$ -	$ -	$ -	$ -	$ -	$ -	$ -	$ -
2903	601001559	303.3	$ -	$ -	$ -	$ -	$ -	$ -	$ -	$ -
2904	601001560	391.2	$ 127,963	$ 127,963	$ 127,963	$ 127,963	$ 127,963	$ 127,963	$ 127,963	$ 127,963
2905	601001560	397.0	$ 4,799	$ 4,799	$ 4,799	$ 4,799	$ 4,799	$ 4,799	$ 4,799	$ 4,799
2906	601001560	398.0	$ 27,192	$ 27,192	$ 27,192	$ 27,192	$ 27,192	$ 27,192	$ 27,192	$ 27,192
2907	601001561	303.3	$ -	$ -	$ -	$ -	$ -	$ -	$ -	$ -
2908	601001562	303.3	$ -	$ -	$ -	$ -	$ -	$ -	$ -	$ -
2909	601001563	303.3	$ -	$ -	$ -	$ -	$ -	$ -	$ -	$ -
2910	601001568	303.3	$ 27,994,570	$ 27,994,570	$ 27,994,570	$ 27,994,570	$ 27,994,570	$ 27,994,570	$ 27,994,570	$ 27,994,570
2911	T610001569	368.0	$ -	$ -	$ -	$ -	$ -	$ -	$ -	$ -
2912	T610001569	369.0	$ -	$ -	$ -	$ -	$ -	$ -	$ -	$ -
2913	T624001570	367.1	$ -	$ -	$ -	$ -	$ -	$ -	$ -	$ -
2914	T624001570	368.0	$ -	$ -	$ -	$ -	$ -	$ -	$ -	$ -
2915	T624001570	369.0	$ -	$ -	$ -	$ -	$ -	$ -	$ -	$ -
2916	T624001571	367.1	$ -	$ -	$ -	$ -	$ -	$ -	$ -	$ -
2917	T624001571	368.0	$ -	$ -	$ -	$ -	$ -	$ -	$ -	$ -
2918	T624001571	369.0	$ -	$ -	$ -	$ -	$ -	$ -	$ -	$ -
2919	T610001572	367.1	$ -	$ -	$ -	$ -	$ -	$ -	$ -	$ -
2920	T610001572	368.0	$ -	$ -	$ -	$ -	$ -	$ -	$ -	$ -
2921	T610001572	369.0	$ -	$ -	$ -	$ -	$ -	$ -	$ -	$ -
2922	T624001573	367.1	$ -	$ -	$ -	$ -	$ -	$ -	$ -	$ -
2923	T624001573	368.0	$ -	$ -	$ -	$ -	$ -	$ -	$ -	$ -
2924	T624001573	369.0	$ -	$ -	$ -	$ -	$ -	$ -	$ -	$ -
2925	T624001574	367.1	$ -	$ -	$ -	$ -	$ -	$ -	$ -	$ -
2926	T624001574	368.0	$ -	$ -	$ -	$ -	$ -	$ -	$ -	$ -
2927	T624001574	369.0	$ -	$ -	$ -	$ -	$ -	$ -	$ -	$ -
2928	T624001575	367.1	$ -	$ -	$ -	$ -	$ -	$ -	$ -	$ -
2929	T624001575	368.0	$ -	$ -	$ -	$ -	$ -	$ -	$ -	$ -
2930	T624001575	369.0	$ -	$ -	$ -	$ -	$ -	$ -	$ -	$ -
2931	T680001576	367.1	$ -	$ -	$ -	$ -	$ -	$ -	$ -	$ -
2932	T610001577	367.1	$ 1,291,323	$ 1,291,323	$ 1,291,323	$ 1,291,323	$ 1,291,323	$ 1,291,323	$ 1,291,323	$ 1,291,323
2933	T610001577	368.0	$ 184,475	$ 184,475	$ 184,475	$ 184,475	$ 184,475	$ 184,475	$ 184,475	$ 184,475
2934	T610001577	369.0	$ 368,949	$ 368,949	$ 368,949	$ 368,949	$ 368,949	$ 368,949	$ 368,949	$ 368,949
2935	T680001578	367.1	$ -	$ -	$ -	$ -	$ -	$ -	$ -	$ -
2936	T680001578	368.0	$ -	$ -	$ -	$ -	$ -	$ -	$ -	$ -
2937	T680001578	369.0	$ -	$ -	$ -	$ -	$ -	$ -	$ -	$ -
2938	T624001579	367.1	$ -	$ -	$ -	$ -	$ -	$ -	$ -	$ -
2939	T624001579	368.0	$ -	$ -	$ -	$ -	$ -	$ -	$ -	$ -
2940	T624001579	369.0	$ -	$ -	$ -	$ -	$ -	$ -	$ -	$ -
2941	T680001580	367.1	$ -	$ -	$ -	$ -	$ -	$ -	$ -	$ -
2942	T680001580	368.0	$ -	$ -	$ -	$ -	$ -	$ -	$ -	$ -
2943	T680001580	369.0	$ -	$ -	$ -	$ -	$ -	$ -	$ -	$ -

Sponsored by NMGC Witness Erik C. Buchanan

NEW MEXICO GAS COMPANY, INC.

Gross Balances
Base Period - 12 Months Ending March 31, 2023
Future Test Year - 12 Months Ending September 30, 2025

	A	B	C	D	E	F	G	H	I	J	K	L	M
1			Adjusted Base Period										
2			Balance	Balance	Balance	Balance	Balance	Balance	Balance	Balance	Balance	Balance	Balance
3	Investment Number / Beginning Balance	FERC Account	3/31/2023	4/30/2023	5/31/2023	6/30/2023	7/31/2023	8/31/2023	9/30/2023	10/31/2023	11/30/2023	12/31/2023	1/31/2024
2944	T660001581	367.1	$ -	$ -	$ -	$ -	$ -	$ -	$ -	$ -	$ -	$ -	$ -
2945	T660001581	368.0	$ -	$ -	$ -	$ -	$ -	$ -	$ -	$ -	$ -	$ -	$ -
2946	T660001581	369.0	$ -	$ -	$ -	$ -	$ -	$ -	$ -	$ -	$ -	$ -	$ -
2947	T624001582	367.1	$ -	$ -	$ -	$ -	$ -	$ -	$ -	$ -	$ -	$ -	$ -
2948	T624001582	368.0	$ -	$ -	$ -	$ -	$ -	$ -	$ -	$ -	$ -	$ -	$ -
2949	T624001582	369.0	$ -	$ -	$ -	$ -	$ -	$ -	$ -	$ -	$ -	$ -	$ -
2950	T624001583	367.1	$ -	$ -	$ -	$ -	$ -	$ -	$ -	$ -	$ -	$ -	$ -
2951	T624001583	368.0	$ -	$ -	$ -	$ -	$ -	$ -	$ -	$ -	$ -	$ -	$ -
2952	T624001583	369.0	$ -	$ -	$ -	$ -	$ -	$ -	$ -	$ -	$ -	$ -	$ -
2953	T624001584	367.1	$ -	$ -	$ -	$ -	$ -	$ -	$ -	$ -	$ -	$ -	$ -
2954	T624001584	368.0	$ -	$ -	$ -	$ -	$ -	$ -	$ -	$ -	$ -	$ -	$ -
2955	T624001584	369.0	$ -	$ -	$ -	$ -	$ -	$ -	$ -	$ -	$ -	$ -	$ -
2956	T624001585	367.1	$ -	$ -	$ -	$ -	$ -	$ -	$ -	$ -	$ -	$ -	$ -
2957	T624001585	368.0	$ -	$ -	$ -	$ -	$ -	$ -	$ -	$ -	$ -	$ -	$ -
2958	T624001585	369.0	$ -	$ -	$ -	$ -	$ -	$ -	$ -	$ -	$ -	$ -	$ -
2959	T680001586	367.1	$ -	$ -	$ -	$ -	$ -	$ -	$ -	$ -	$ -	$ -	$ -
2960	T680001586	368.0	$ -	$ -	$ -	$ -	$ -	$ -	$ -	$ -	$ -	$ -	$ -
2961	T680001586	369.0	$ -	$ -	$ -	$ -	$ -	$ -	$ -	$ -	$ -	$ -	$ -
2962	T624001587	367.1	$ -	$ -	$ -	$ -	$ -	$ -	$ -	$ -	$ -	$ -	$ -
2963	T624001587	368.0	$ -	$ -	$ -	$ -	$ -	$ -	$ -	$ -	$ -	$ -	$ -
2964	T624001587	369.0	$ -	$ -	$ -	$ -	$ -	$ -	$ -	$ -	$ -	$ -	$ -
2965	662001588	390.0	$ -	$ -	$ -	$ -	$ -	$ -	$ -	$ -	$ -	$ -	$ -
2966	T660001589	367.1	$ -	$ -	$ -	$ -	$ -	$ -	$ -	$ -	$ -	$ -	$ -
2967	T660001589	368.0	$ -	$ -	$ -	$ -	$ -	$ -	$ -	$ -	$ -	$ -	$ -
2968	T660001589	369.0	$ -	$ -	$ -	$ -	$ -	$ -	$ -	$ -	$ -	$ -	$ -
2969	T680001590	367.1	$ -	$ -	$ -	$ -	$ -	$ -	$ -	$ -	$ -	$ -	$ -
2970	T680001590	368.0	$ -	$ -	$ -	$ -	$ -	$ -	$ -	$ -	$ -	$ -	$ -
2971	T680001590	369.0	$ -	$ -	$ -	$ -	$ -	$ -	$ -	$ -	$ -	$ -	$ -
2972	T601001591	368.0	$ -	$ -	$ -	$ -	$ -	$ -	$ -	$ -	$ -	$ -	$ -
2973	T601001591	369.0	$ -	$ -	$ -	$ -	$ -	$ -	$ -	$ -	$ -	$ -	$ -
2974	T680001592	368.0	$ -	$ -	$ -	$ -	$ -	$ -	$ -	$ -	$ -	$ -	$ -
2975	T680001592	369.0	$ -	$ -	$ -	$ -	$ -	$ -	$ -	$ -	$ -	$ -	$ -
2976	T660001593	367.1	$ -	$ -	$ -	$ -	$ -	$ -	$ -	$ -	$ -	$ -	$ -
2977	T660001593	368.0	$ -	$ -	$ -	$ -	$ -	$ -	$ -	$ -	$ -	$ -	$ -
2978	T660001593	369.0	$ -	$ -	$ -	$ -	$ -	$ -	$ -	$ -	$ -	$ -	$ -
2979	T601001594	369.0	$ -	$ -	$ -	$ -	$ -	$ -	$ -	$ -	$ -	$ 6,565	$ 6,565
2980	T601001595	368.0	$ -	$ -	$ -	$ -	$ -	$ -	$ -	$ -	$ -	$ 1,313	$ 1,313
2981	T601001595	369.0	$ -	$ -	$ -	$ -	$ -	$ -	$ -	$ -	$ -	$ 5,252	$ 5,252
2982	T624001596	367.1	$ -	$ -	$ -	$ -	$ -	$ -	$ -	$ -	$ -	$ -	$ -
2983	T624001596	368.0	$ -	$ -	$ -	$ -	$ -	$ -	$ -	$ -	$ -	$ -	$ -
2984	T624001596	369.0	$ -	$ -	$ -	$ -	$ -	$ -	$ -	$ -	$ -	$ -	$ -
2985	T680001597	367.1	$ -	$ -	$ -	$ -	$ -	$ -	$ -	$ -	$ -	$ -	$ -
2986	T680001597	368.0	$ -	$ -	$ -	$ -	$ -	$ -	$ -	$ -	$ -	$ -	$ -
2987	T680001597	369.0	$ -	$ -	$ -	$ -	$ -	$ -	$ -	$ -	$ -	$ -	$ -
2988	T624001598	367.1	$ -	$ -	$ -	$ -	$ -	$ -	$ -	$ -	$ -	$ -	$ -
2989	T624001598	368.0	$ -	$ -	$ -	$ -	$ -	$ -	$ -	$ -	$ -	$ -	$ -
2990	T624001598	369.0	$ -	$ -	$ -	$ -	$ -	$ -	$ -	$ -	$ -	$ -	$ -
2991	601001599	376.1	$ -	$ -	$ -	$ -	$ -	$ -	$ -	$ -	$ -	$ -	$ -
2992	601001599	376.2	$ -	$ -	$ -	$ -	$ -	$ -	$ -	$ -	$ -	$ -	$ -

Sponsored by NMGC Witness Erik C. Buchanan

WP Plant 3 Gross Balances

NEW MEXICO GAS COMPANY, INC.

Gross Balances
Base Period - 12 Months Ending March 31, 2023
Future Test Year - 12 Months Ending September 30, 2025

	A	B	N	O	P	Q	R	S	T	U	V	W	X	Y
1														
2			Balance	Balance	Balance	Balance	Balance	Balance	Balance	Balance	Balance	Balance	Balance	Balance
3	Investment Number / Beginning Balance	FERC Account	2/29/2024	3/31/2024	4/30/2024	5/31/2024	6/30/2024	7/31/2024	8/31/2024	9/30/2024	10/31/2024	11/30/2024	12/31/2024	1/31/2025
2944	T660001581	367.1	$ -	$ -	$ -	$ -	$ -	$ -	$ -	$ -	$ -	$ -	$ -	$ -
2945	T660001581	368.0	$ -	$ -	$ -	$ -	$ -	$ -	$ -	$ -	$ -	$ -	$ -	$ -
2946	T660001581	369.0	$ -	$ -	$ -	$ -	$ -	$ -	$ -	$ -	$ -	$ -	$ -	$ -
2947	T624001582	367.1	$ -	$ -	$ -	$ -	$ -	$ -	$ -	$ -	$ -	$ -	$ -	$ -
2948	T624001582	368.0	$ -	$ -	$ -	$ -	$ -	$ -	$ -	$ -	$ -	$ -	$ -	$ -
2949	T624001582	369.0	$ -	$ -	$ -	$ -	$ -	$ -	$ -	$ -	$ -	$ -	$ -	$ -
2950	T624001583	367.1	$ -	$ -	$ -	$ -	$ -	$ -	$ -	$ -	$ -	$ 374,683	$ 374,683	$ 374,683
2951	T624001583	368.0	$ -	$ -	$ -	$ -	$ -	$ -	$ -	$ -	$ -	$ 53,526	$ 53,526	$ 53,526
2952	T624001583	369.0	$ -	$ -	$ -	$ -	$ -	$ -	$ -	$ -	$ -	$ 107,052	$ 107,052	$ 107,052
2953	T624001584	367.1	$ -	$ -	$ -	$ -	$ -	$ -	$ -	$ -	$ -	$ -	$ -	$ -
2954	T624001584	368.0	$ -	$ -	$ -	$ -	$ -	$ -	$ -	$ -	$ -	$ -	$ -	$ -
2955	T624001584	369.0	$ -	$ -	$ -	$ -	$ -	$ -	$ -	$ -	$ -	$ -	$ -	$ -
2956	T624001585	367.1	$ -	$ -	$ -	$ -	$ -	$ -	$ -	$ -	$ -	$ -	$ -	$ -
2957	T624001585	368.0	$ -	$ -	$ -	$ -	$ -	$ -	$ -	$ -	$ -	$ -	$ -	$ -
2958	T624001585	369.0	$ -	$ -	$ -	$ -	$ -	$ -	$ -	$ -	$ -	$ -	$ -	$ -
2959	T680001586	367.1	$ -	$ -	$ -	$ -	$ -	$ -	$ -	$ -	$ -	$ -	$ -	$ -
2960	T680001586	368.0	$ -	$ -	$ -	$ -	$ -	$ -	$ -	$ -	$ -	$ -	$ -	$ -
2961	T680001586	369.0	$ -	$ -	$ -	$ -	$ -	$ -	$ -	$ -	$ -	$ -	$ -	$ -
2962	T624001587	367.1	$ -	$ -	$ -	$ -	$ -	$ -	$ -	$ -	$ -	$ -	$ -	$ -
2963	T624001587	368.0	$ -	$ -	$ -	$ -	$ -	$ -	$ -	$ -	$ -	$ -	$ -	$ -
2964	T624001587	369.0	$ -	$ -	$ -	$ -	$ -	$ -	$ -	$ -	$ -	$ -	$ -	$ -
2965	662001588	390.0	$ -	$ -	$ -	$ -	$ -	$ 2,074,305	$ 2,074,305	$ 2,074,305	$ 2,074,305	$ 2,074,305	$ 2,074,305	$ 2,074,305
2966	T660001589	367.1	$ -	$ -	$ -	$ -	$ -	$ -	$ -	$ -	$ -	$ -	$ -	$ -
2967	T660001589	368.0	$ -	$ -	$ -	$ -	$ -	$ -	$ -	$ -	$ -	$ -	$ -	$ -
2968	T660001589	369.0	$ -	$ -	$ -	$ -	$ -	$ -	$ -	$ -	$ -	$ -	$ -	$ -
2969	T680001590	367.1	$ -	$ -	$ -	$ -	$ -	$ -	$ -	$ -	$ -	$ -	$ -	$ -
2970	T680001590	368.0	$ -	$ -	$ -	$ -	$ -	$ -	$ -	$ -	$ -	$ -	$ -	$ -
2971	T680001590	369.0	$ -	$ -	$ -	$ -	$ -	$ -	$ -	$ -	$ -	$ -	$ -	$ -
2972	T601001591	368.0	$ -	$ -	$ -	$ -	$ -	$ -	$ -	$ -	$ -	$ -	$ -	$ -
2973	T601001591	369.0	$ -	$ -	$ -	$ -	$ -	$ -	$ -	$ -	$ -	$ -	$ -	$ -
2974	T680001592	368.0	$ -	$ -	$ -	$ -	$ -	$ -	$ -	$ -	$ -	$ -	$ -	$ -
2975	T680001592	369.0	$ -	$ -	$ -	$ -	$ -	$ -	$ -	$ -	$ -	$ -	$ -	$ -
2976	T660001593	367.1	$ -	$ -	$ -	$ -	$ -	$ -	$ -	$ -	$ -	$ -	$ -	$ -
2977	T660001593	368.0	$ -	$ -	$ -	$ -	$ -	$ -	$ -	$ -	$ -	$ -	$ -	$ -
2978	T660001593	369.0	$ -	$ -	$ -	$ -	$ -	$ -	$ -	$ -	$ -	$ -	$ -	$ -
2979	T601001594	369.0	$ 6,565	$ 80,701	$ 80,701	$ 80,701	$ 192,566	$ 192,566	$ 192,566	$ 305,224	$ 305,224	$ 305,224	$ 456,669	$ 456,669
2980	T601001595	368.0	$ 1,313	$ 1,313	$ 1,313	$ 1,313	$ 1,313	$ 1,313	$ 1,313	$ 1,313	$ 1,313	$ 1,313	$ 81,916	$ 81,916
2981	T601001595	369.0	$ 5,252	$ 5,252	$ 5,252	$ 5,252	$ 5,252	$ 5,252	$ 5,252	$ 5,252	$ 5,252	$ 5,252	$ 327,662	$ 327,662
2982	T624001596	367.1	$ -	$ -	$ -	$ -	$ -	$ -	$ -	$ -	$ -	$ -	$ -	$ -
2983	T624001596	368.0	$ -	$ -	$ -	$ -	$ -	$ -	$ -	$ -	$ -	$ -	$ -	$ -
2984	T624001596	369.0	$ -	$ -	$ -	$ -	$ -	$ -	$ -	$ -	$ -	$ -	$ -	$ -
2985	T680001597	367.1	$ -	$ -	$ -	$ -	$ -	$ -	$ -	$ -	$ -	$ -	$ -	$ -
2986	T680001597	368.0	$ -	$ -	$ -	$ -	$ -	$ -	$ -	$ -	$ -	$ -	$ -	$ -
2987	T680001597	369.0	$ -	$ -	$ -	$ -	$ -	$ -	$ -	$ -	$ -	$ -	$ -	$ -
2988	T624001598	367.1	$ -	$ -	$ -	$ -	$ -	$ -	$ -	$ -	$ -	$ -	$ -	$ -
2989	T624001598	368.0	$ -	$ -	$ -	$ -	$ -	$ -	$ -	$ -	$ -	$ -	$ -	$ -
2990	T624001598	369.0	$ -	$ -	$ -	$ -	$ -	$ -	$ -	$ -	$ -	$ -	$ -	$ -
2991	601001599	376.1	$ -	$ -	$ -	$ -	$ -	$ -	$ -	$ -	$ -	$ -	$ -	$ -
2992	601001599	376.2	$ -	$ -	$ -	$ -	$ -	$ -	$ -	$ -	$ -	$ -	$ -	$ -

Sponsored by NMGC Witness Erik C. Buchanan

WP Plant 3 Gross Balances

NEW MEXICO GAS COMPANY, INC.

Gross Balances
Base Period - 12 Months Ending March 31, 2023
Future Test Year - 12 Months Ending September 30, 2025

	A	B	Z	AA	AB	AC	AD	AE	AF	AG
1										
2			Balance	Balance	Balance	Balance	Balance	Balance	Balance	Balance
3	Investment Number / Beginning Balance	FERC Account	2/28/2025	3/31/2025	4/30/2025	5/31/2025	6/30/2025	7/31/2025	8/31/2025	9/30/2025
2944	T660001581	367.1	$ -	$ -	$ -	$ -	$ -	$ -	$ -	$ -
2945	T660001581	368.0	$ -	$ -	$ -	$ -	$ -	$ -	$ -	$ -
2946	T660001581	369.0	$ -	$ -	$ -	$ -	$ -	$ -	$ -	$ -
2947	T624001582	367.1	$ -	$ -	$ -	$ -	$ -	$ -	$ -	$ -
2948	T624001582	368.0	$ -	$ -	$ -	$ -	$ -	$ -	$ -	$ -
2949	T624001582	369.0	$ -	$ -	$ -	$ -	$ -	$ -	$ -	$ -
2950	T624001583	367.1	$ 374,683	$ 374,683	$ 374,683	$ 374,683	$ 374,683	$ 374,683	$ 374,683	$ 374,683
2951	T624001583	368.0	$ 53,526	$ 53,526	$ 53,526	$ 53,526	$ 53,526	$ 53,526	$ 53,526	$ 53,526
2952	T624001583	369.0	$ 107,052	$ 107,052	$ 107,052	$ 107,052	$ 107,052	$ 107,052	$ 107,052	$ 107,052
2953	T624001584	367.1	$ -	$ -	$ -	$ -	$ -	$ -	$ -	$ -
2954	T624001584	368.0	$ -	$ -	$ -	$ -	$ -	$ -	$ -	$ -
2955	T624001584	369.0	$ -	$ -	$ -	$ -	$ -	$ -	$ -	$ -
2956	T624001585	367.1	$ -	$ -	$ -	$ -	$ -	$ -	$ -	$ -
2957	T624001585	368.0	$ -	$ -	$ -	$ -	$ -	$ -	$ -	$ -
2958	T624001585	369.0	$ -	$ -	$ -	$ -	$ -	$ -	$ -	$ -
2959	T680001586	367.1	$ -	$ -	$ -	$ -	$ -	$ -	$ -	$ -
2960	T680001586	368.0	$ -	$ -	$ -	$ -	$ -	$ -	$ -	$ -
2961	T680001586	369.0	$ -	$ -	$ -	$ -	$ -	$ -	$ -	$ -
2962	T624001587	367.1	$ -	$ -	$ -	$ -	$ -	$ -	$ -	$ -
2963	T624001587	368.0	$ -	$ -	$ -	$ -	$ -	$ -	$ -	$ -
2964	T624001587	369.0	$ -	$ -	$ -	$ -	$ -	$ -	$ -	$ -
2965	662001588	390.0	$ 2,074,305	$ 2,074,305	$ 2,074,305	$ 2,074,305	$ 2,074,305	$ 2,074,305	$ 2,074,305	$ 2,074,305
2966	T660001589	367.1	$ -	$ -	$ -	$ -	$ -	$ -	$ -	$ -
2967	T660001589	368.0	$ -	$ -	$ -	$ -	$ -	$ -	$ -	$ -
2968	T660001589	369.0	$ -	$ -	$ -	$ -	$ -	$ -	$ -	$ -
2969	T680001590	367.1	$ -	$ -	$ -	$ -	$ -	$ -	$ -	$ -
2970	T680001590	368.0	$ -	$ -	$ -	$ -	$ -	$ -	$ -	$ -
2971	T680001590	369.0	$ -	$ -	$ -	$ -	$ -	$ -	$ -	$ -
2972	T601001591	368.0	$ -	$ -	$ -	$ -	$ -	$ -	$ -	$ -
2973	T601001591	369.0	$ -	$ -	$ -	$ -	$ -	$ -	$ -	$ -
2974	T680001592	368.0	$ -	$ -	$ -	$ -	$ -	$ -	$ -	$ -
2975	T680001592	369.0	$ -	$ -	$ -	$ -	$ -	$ -	$ -	$ -
2976	T660001593	367.1	$ -	$ -	$ -	$ -	$ -	$ -	$ -	$ -
2977	T660001593	368.0	$ -	$ -	$ -	$ -	$ -	$ -	$ -	$ -
2978	T660001593	369.0	$ -	$ -	$ -	$ -	$ -	$ -	$ -	$ -
2979	T601001594	369.0	$ 456,669	$ 529,438	$ 529,438	$ 529,438	$ 639,471	$ 639,471	$ 639,471	$ 750,557
2980	T601001595	368.0	$ 81,916	$ 81,916	$ 81,916	$ 81,916	$ 81,916	$ 81,916	$ 81,916	$ 81,916
2981	T601001595	369.0	$ 327,662	$ 327,662	$ 327,662	$ 327,662	$ 327,662	$ 327,662	$ 327,662	$ 327,662
2982	T624001596	367.1	$ -	$ -	$ -	$ -	$ -	$ -	$ 2,236,464	$ 2,236,464
2983	T624001596	368.0	$ -	$ -	$ -	$ -	$ -	$ -	$ 319,495	$ 319,495
2984	T624001596	369.0	$ -	$ -	$ -	$ -	$ -	$ -	$ 638,990	$ 638,990
2985	T680001597	367.1	$ -	$ -	$ -	$ -	$ -	$ -	$ -	$ -
2986	T680001597	368.0	$ -	$ -	$ -	$ -	$ -	$ -	$ -	$ -
2987	T680001597	369.0	$ -	$ -	$ -	$ -	$ -	$ -	$ -	$ -
2988	T624001598	367.1	$ -	$ -	$ -	$ -	$ -	$ -	$ -	$ -
2989	T624001598	368.0	$ -	$ -	$ -	$ -	$ -	$ -	$ -	$ -
2990	T624001598	369.0	$ -	$ -	$ -	$ -	$ -	$ -	$ -	$ -
2991	601001599	376.1	$ -	$ -	$ -	$ -	$ -	$ -	$ -	$ -
2992	601001599	376.2	$ -	$ -	$ -	$ -	$ -	$ -	$ -	$ -

Sponsored by NMGC Witness Erik C. Buchanan

NEW MEXICO GAS COMPANY, INC.

Gross Balances
Base Period - 12 Months Ending March 31, 2023
Future Test Year - 12 Months Ending September 30, 2025

	A	B	C	D	E	F	G	H	I	J	K	L	M
1			Adjusted Base Period										
2			Balance	Balance	Balance	Balance	Balance	Balance	Balance	Balance	Balance	Balance	Balance
3	Investment Number / Beginning Balance	FERC Account	3/31/2023	4/30/2023	5/31/2023	6/30/2023	7/31/2023	8/31/2023	9/30/2023	10/31/2023	11/30/2023	12/31/2023	1/31/2024
2993	601001599	376.4	$ -	$ -	$ -	$ -	$ -	$ -	$ -	$ -	$ -	$ -	$ -
2994	610001600	390.0	$ -	$ -	$ -	$ -	$ -	$ -	$ -	$ -	$ -	$ -	$ -
2995	T624001601	367.1	$ -	$ -	$ -	$ -	$ -	$ -	$ -	$ -	$ -	$ -	$ -
2996	T624001601	368.0	$ -	$ -	$ -	$ -	$ -	$ -	$ -	$ -	$ -	$ -	$ -
2997	T624001601	369.0	$ -	$ -	$ -	$ -	$ -	$ -	$ -	$ -	$ -	$ -	$ -
2998	T601001602	367.1	$ -	$ -	$ -	$ -	$ -	$ -	$ -	$ -	$ -	$ -	$ -
2999	T601001602	368.0	$ -	$ -	$ -	$ -	$ -	$ -	$ -	$ -	$ -	$ -	$ -
3000	T601001602	369.0	$ -	$ -	$ -	$ -	$ -	$ -	$ -	$ -	$ -	$ -	$ -
3001	625001603	376.1	$ -	$ -	$ -	$ -	$ -	$ -	$ -	$ -	$ -	$ -	$ -
3002	625001603	376.2	$ -	$ -	$ -	$ -	$ -	$ -	$ -	$ -	$ -	$ -	$ -
3003	625001603	376.4	$ -	$ -	$ -	$ -	$ -	$ -	$ -	$ -	$ -	$ -	$ -
3004	625001603	380.0	$ -	$ -	$ -	$ -	$ -	$ -	$ -	$ -	$ -	$ -	$ -
3005	625001604	376.1	$ -	$ 4	$ 4	$ 4	$ 4	$ 4	$ 4	$ 4	$ 4	$ 4	$ 4
3006	625001604	376.2	$ -	$ 28	$ 28	$ 28	$ 28	$ 28	$ 28	$ 28	$ 28	$ 28	$ 28
3007	625001604	376.4	$ -	$ 2	$ 2	$ 2	$ 2	$ 2	$ 2	$ 2	$ 2	$ 2	$ 2
3008	625001604	380.0	$ -	$ 6	$ 6	$ 6	$ 6	$ 6	$ 6	$ 6	$ 6	$ 6	$ 6
3009	620001605	376.1	$ -	$ -	$ -	$ -	$ -	$ -	$ -	$ -	$ -	$ -	$ -
3010	620001605	376.2	$ -	$ -	$ -	$ -	$ -	$ -	$ -	$ -	$ -	$ -	$ -
3011	620001605	376.4	$ -	$ -	$ -	$ -	$ -	$ -	$ -	$ -	$ -	$ -	$ -
3012	620001605	380.0	$ -	$ -	$ -	$ -	$ -	$ -	$ -	$ -	$ -	$ -	$ -
3013	627001606	376.1	$ -	$ -	$ -	$ -	$ -	$ -	$ -	$ -	$ -	$ -	$ -
3014	627001606	376.2	$ -	$ -	$ -	$ -	$ -	$ -	$ -	$ -	$ -	$ -	$ -
3015	627001606	376.4	$ -	$ -	$ -	$ -	$ -	$ -	$ -	$ -	$ -	$ -	$ -
3016	627001606	380.0	$ -	$ -	$ -	$ -	$ -	$ -	$ -	$ -	$ -	$ -	$ -
3017	627001607	376.1	$ -	$ (5)	$ (5)	$ (5)	$ (5)	$ (5)	$ (5)	$ (5)	$ (5)	$ (5)	$ (5)
3018	627001607	376.2	$ -	$ (34)	$ (34)	$ (34)	$ (34)	$ (34)	$ (34)	$ (34)	$ (34)	$ (34)	$ (34)
3019	627001607	376.4	$ -	$ (2)	$ (2)	$ (2)	$ (2)	$ (2)	$ (2)	$ (2)	$ (2)	$ (2)	$ (2)
3020	627001607	380.0	$ -	$ (7)	$ (7)	$ (7)	$ (7)	$ (7)	$ (7)	$ (7)	$ (7)	$ (7)	$ (7)
3021	610001608	376.1	$ -	$ -	$ -	$ -	$ -	$ -	$ -	$ -	$ -	$ -	$ -
3022	610001608	376.2	$ -	$ -	$ -	$ -	$ -	$ -	$ -	$ -	$ -	$ -	$ -
3023	610001608	376.4	$ -	$ -	$ -	$ -	$ -	$ -	$ -	$ -	$ -	$ -	$ -
3024	610001608	380.0	$ -	$ -	$ -	$ -	$ -	$ -	$ -	$ -	$ -	$ -	$ -
3025	610001609	391.2	$ -	$ -	$ -	$ -	$ -	$ -	$ -	$ -	$ -	$ -	$ -
3026	610001609	397.0	$ -	$ -	$ -	$ -	$ -	$ -	$ -	$ -	$ -	$ -	$ -
3027	610001609	398.0	$ -	$ -	$ -	$ -	$ -	$ -	$ -	$ -	$ -	$ -	$ -
3028	T610001610	367.1	$ -	$ -	$ -	$ -	$ -	$ -	$ -	$ -	$ -	$ -	$ -
3029	T610001610	368.0	$ -	$ -	$ -	$ -	$ -	$ -	$ -	$ -	$ -	$ -	$ -
3030	T610001610	369.0	$ -	$ -	$ -	$ -	$ -	$ -	$ -	$ -	$ -	$ -	$ -
3031	T624001611	367.1	$ -	$ -	$ -	$ -	$ -	$ -	$ -	$ -	$ -	$ -	$ -
3032	T624001611	368.0	$ -	$ -	$ -	$ -	$ -	$ -	$ -	$ -	$ -	$ -	$ -
3033	T624001611	369.0	$ -	$ -	$ -	$ -	$ -	$ -	$ -	$ -	$ -	$ -	$ -
3034	601001612	303.3	$ -	$ -	$ -	$ -	$ -	$ -	$ -	$ -	$ -	$ -	$ -
3035	T680001613	367.1	$ -	$ -	$ -	$ -	$ -	$ -	$ -	$ -	$ -	$ -	$ -
3036	T680001614	367.1	$ -	$ -	$ -	$ -	$ -	$ -	$ -	$ -	$ -	$ -	$ -
3037	601001615	367.1	$ -	$ -	$ -	$ -	$ -	$ -	$ -	$ -	$ -	$ -	$ -
3038	601001615	368.0	$ -	$ -	$ -	$ -	$ -	$ -	$ -	$ -	$ -	$ -	$ -
3039	601001615	369.0	$ -	$ -	$ -	$ -	$ -	$ -	$ -	$ -	$ -	$ -	$ -
3040	610001616	376.1	$ -	$ -	$ -	$ -	$ -	$ -	$ -	$ -	$ -	$ -	$ -
3041	610001616	376.2	$ -	$ -	$ -	$ -	$ -	$ -	$ -	$ -	$ -	$ -	$ -

Sponsored by NMGC Witness Erik C. Buchanan

NEW MEXICO GAS COMPANY, INC.

Gross Balances
Base Period - 12 Months Ending March 31, 2023
Future Test Year - 12 Months Ending September 30, 2025

	A	B	N	O	P	Q	R	S	T	U	V	W	X	Y
1														
2			Balance	Balance	Balance	Balance	Balance	Balance	Balance	Balance	Balance	Balance	Balance	Balance
3	Investment Number / Beginning Balance	FERC Account	2/29/2024	3/31/2024	4/30/2024	5/31/2024	6/30/2024	7/31/2024	8/31/2024	9/30/2024	10/31/2024	11/30/2024	12/31/2024	1/31/2025
2993	601001599	376.4	$ -	$ -	$ -	$ -	$ -	$ -	$ -	$ -	$ -	$ -	$ -	$ -
2994	610001600	390.0	$ -	$ -	$ -	$ -	$ -	$ -	$ -	$ -	$ -	$ -	$ -	$ -
2995	T624001601	367.1	$ -	$ -	$ -	$ -	$ -	$ -	$ -	$ -	$ -	$ -	$ -	$ -
2996	T624001601	368.0	$ -	$ -	$ -	$ -	$ -	$ -	$ -	$ -	$ -	$ -	$ -	$ -
2997	T624001601	369.0	$ -	$ -	$ -	$ -	$ -	$ -	$ -	$ -	$ -	$ -	$ -	$ -
2998	T601001602	367.1	$ -	$ -	$ -	$ -	$ -	$ -	$ -	$ -	$ -	$ -	$ -	$ -
2999	T601001602	368.0	$ -	$ -	$ -	$ -	$ -	$ -	$ -	$ -	$ -	$ -	$ -	$ -
3000	T601001602	369.0	$ -	$ -	$ -	$ -	$ -	$ -	$ -	$ -	$ -	$ -	$ -	$ -
3001	625001603	376.1	$ -	$ -	$ -	$ -	$ -	$ -	$ -	$ -	$ -	$ -	$ -	$ -
3002	625001603	376.2	$ -	$ -	$ -	$ -	$ -	$ -	$ -	$ -	$ -	$ -	$ -	$ -
3003	625001603	376.4	$ -	$ -	$ -	$ -	$ -	$ -	$ -	$ -	$ -	$ -	$ -	$ -
3004	625001603	380.0	$ -	$ -	$ -	$ -	$ -	$ -	$ -	$ -	$ -	$ -	$ -	$ -
3005	625001604	376.1	$ 4	$ 4	$ 4	$ 4	$ 4	$ 4	$ 4	$ 4	$ 4	$ 4	$ 4	$ 4
3006	625001604	376.2	$ 28	$ 28	$ 28	$ 28	$ 28	$ 28	$ 28	$ 28	$ 28	$ 28	$ 28	$ 28
3007	625001604	376.4	$ 2	$ 2	$ 2	$ 2	$ 2	$ 2	$ 2	$ 2	$ 2	$ 2	$ 2	$ 2
3008	625001604	380.0	$ 6	$ 6	$ 6	$ 6	$ 6	$ 6	$ 6	$ 6	$ 6	$ 6	$ 6	$ 6
3009	620001605	376.1	$ -	$ -	$ -	$ -	$ -	$ -	$ -	$ -	$ -	$ 338,480	$ 338,480	$ 338,480
3010	620001605	376.2	$ -	$ -	$ -	$ -	$ -	$ -	$ -	$ -	$ -	$ 2,369,358	$ 2,369,358	$ 2,369,358
3011	620001605	376.4	$ -	$ -	$ -	$ -	$ -	$ -	$ -	$ -	$ -	$ 169,240	$ 169,240	$ 169,240
3012	620001605	380.0	$ -	$ -	$ -	$ -	$ -	$ -	$ -	$ -	$ -	$ 507,720	$ 507,720	$ 507,720
3013	627001606	376.1	$ -	$ -	$ -	$ -	$ -	$ -	$ -	$ -	$ -	$ -	$ -	$ -
3014	627001606	376.2	$ -	$ -	$ -	$ -	$ -	$ -	$ -	$ -	$ -	$ -	$ -	$ -
3015	627001606	376.4	$ -	$ -	$ -	$ -	$ -	$ -	$ -	$ -	$ -	$ -	$ -	$ -
3016	627001606	380.0	$ -	$ -	$ -	$ -	$ -	$ -	$ -	$ -	$ -	$ -	$ -	$ -
3017	627001607	376.1	$ (5)	$ (5)	$ (5)	$ (5)	$ (5)	$ (5)	$ (5)	$ (5)	$ (5)	$ (5)	$ (5)	$ (5)
3018	627001607	376.2	$ (34)	$ (34)	$ (34)	$ (34)	$ (34)	$ (34)	$ (34)	$ (34)	$ (34)	$ (34)	$ (34)	$ (34)
3019	627001607	376.4	$ (2)	$ (2)	$ (2)	$ (2)	$ (2)	$ (2)	$ (2)	$ (2)	$ (2)	$ (2)	$ (2)	$ (2)
3020	627001607	380.0	$ (7)	$ (7)	$ (7)	$ (7)	$ (7)	$ (7)	$ (7)	$ (7)	$ (7)	$ (7)	$ (7)	$ (7)
3021	610001608	376.1	$ -	$ -	$ -	$ -	$ -	$ -	$ -	$ -	$ -	$ -	$ -	$ -
3022	610001608	376.2	$ -	$ -	$ -	$ -	$ -	$ -	$ -	$ -	$ -	$ -	$ -	$ -
3023	610001608	376.4	$ -	$ -	$ -	$ -	$ -	$ -	$ -	$ -	$ -	$ -	$ -	$ -
3024	610001608	380.0	$ -	$ -	$ -	$ -	$ -	$ -	$ -	$ -	$ -	$ -	$ -	$ -
3025	610001609	391.2	$ -	$ -	$ -	$ -	$ -	$ -	$ -	$ -	$ -	$ -	$ -	$ -
3026	610001609	397.0	$ -	$ -	$ -	$ -	$ -	$ -	$ -	$ -	$ -	$ -	$ -	$ -
3027	610001609	398.0	$ -	$ -	$ -	$ -	$ -	$ -	$ -	$ -	$ -	$ -	$ -	$ -
3028	T610001610	367.1	$ -	$ -	$ -	$ -	$ -	$ -	$ -	$ -	$ -	$ -	$ -	$ -
3029	T610001610	368.0	$ -	$ -	$ -	$ -	$ -	$ -	$ -	$ -	$ -	$ -	$ -	$ -
3030	T610001610	369.0	$ -	$ -	$ -	$ -	$ -	$ -	$ -	$ -	$ -	$ -	$ -	$ -
3031	T624001611	367.1	$ -	$ -	$ -	$ -	$ -	$ -	$ -	$ -	$ -	$ -	$ -	$ -
3032	T624001611	368.0	$ -	$ -	$ -	$ -	$ -	$ -	$ -	$ -	$ -	$ -	$ -	$ -
3033	T624001611	369.0	$ -	$ -	$ -	$ -	$ -	$ -	$ -	$ -	$ -	$ -	$ -	$ -
3034	601001612	303.3	$ -	$ -	$ -	$ -	$ -	$ -	$ -	$ -	$ -	$ -	$ -	$ -
3035	T680001613	367.1	$ -	$ -	$ -	$ -	$ -	$ -	$ -	$ -	$ -	$ -	$ -	$ -
3036	T680001614	367.1	$ -	$ -	$ -	$ -	$ -	$ -	$ -	$ -	$ -	$ -	$ -	$ -
3037	601001615	367.1	$ -	$ -	$ -	$ -	$ -	$ -	$ -	$ -	$ -	$ -	$ -	$ -
3038	601001615	368.0	$ -	$ -	$ -	$ -	$ -	$ -	$ -	$ -	$ -	$ -	$ -	$ -
3039	601001615	369.0	$ -	$ -	$ -	$ -	$ -	$ -	$ -	$ -	$ -	$ -	$ -	$ -
3040	610001616	376.1	$ -	$ -	$ -	$ -	$ -	$ -	$ -	$ -	$ -	$ -	$ -	$ -
3041	610001616	376.2	$ -	$ -	$ -	$ -	$ -	$ -	$ -	$ -	$ -	$ -	$ -	$ -

Sponsored by NMGC Witness Erik C. Buchanan

WP Plant 3 Gross Balances

NEW MEXICO GAS COMPANY, INC.

Gross Balances
Base Period - 12 Months Ending March 31, 2023
Future Test Year - 12 Months Ending September 30, 2025

	A	B	Z	AA	AB	AC	AD	AE	AF	AG
1										
2			Balance	Balance	Balance	Balance	Balance	Balance	Balance	Balance
3	Investment Number / Beginning Balance	FERC Account	2/28/2025	3/31/2025	4/30/2025	5/31/2025	6/30/2025	7/31/2025	8/31/2025	9/30/2025
2993	601001599	376.4	$ -	$ -	$ -	$ -	$ -	$ -	$ -	$ -
2994	610001600	390.0	$ -	$ -	$ -	$ -	$ -	$ -	$ -	$ -
2995	T624001601	367.1	$ -	$ -	$ -	$ -	$ -	$ -	$ -	$ -
2996	T624001601	368.0	$ -	$ -	$ -	$ -	$ -	$ -	$ -	$ -
2997	T624001601	369.0	$ -	$ -	$ -	$ -	$ -	$ -	$ -	$ -
2998	T601001602	367.1	$ -	$ -	$ -	$ -	$ -	$ -	$ -	$ -
2999	T601001602	368.0	$ -	$ -	$ -	$ -	$ -	$ -	$ -	$ -
3000	T601001602	369.0	$ -	$ -	$ -	$ -	$ -	$ -	$ -	$ -
3001	625001603	376.1	$ -	$ -	$ -	$ -	$ -	$ -	$ -	$ -
3002	625001603	376.2	$ -	$ -	$ -	$ -	$ -	$ -	$ -	$ -
3003	625001603	376.4	$ -	$ -	$ -	$ -	$ -	$ -	$ -	$ -
3004	625001603	380.0	$ -	$ -	$ -	$ -	$ -	$ -	$ -	$ -
3005	625001604	376.1	$ 4	$ 4	$ 4	$ 4	$ 4	$ 4	$ 4	$ 4
3006	625001604	376.2	$ 28	$ 28	$ 28	$ 28	$ 28	$ 28	$ 28	$ 28
3007	625001604	376.4	$ 2	$ 2	$ 2	$ 2	$ 2	$ 2	$ 2	$ 2
3008	625001604	380.0	$ 6	$ 6	$ 6	$ 6	$ 6	$ 6	$ 6	$ 6
3009	620001605	376.1	$ 338,480	$ 338,480	$ 338,480	$ 338,480	$ 338,480	$ 338,480	$ 338,480	$ 338,480
3010	620001605	376.2	$ 2,369,358	$ 2,369,358	$ 2,369,358	$ 2,369,358	$ 2,369,358	$ 2,369,358	$ 2,369,358	$ 2,369,358
3011	620001605	376.4	$ 169,240	$ 169,240	$ 169,240	$ 169,240	$ 169,240	$ 169,240	$ 169,240	$ 169,240
3012	620001605	380.0	$ 507,720	$ 507,720	$ 507,720	$ 507,720	$ 507,720	$ 507,720	$ 507,720	$ 507,720
3013	627001606	376.1	$ -	$ -	$ -	$ -	$ -	$ -	$ -	$ -
3014	627001606	376.2	$ -	$ -	$ -	$ -	$ -	$ -	$ -	$ -
3015	627001606	376.4	$ -	$ -	$ -	$ -	$ -	$ -	$ -	$ -
3016	627001606	380.0	$ -	$ -	$ -	$ -	$ -	$ -	$ -	$ -
3017	627001607	376.1	$ (5)	$ (5)	$ (5)	$ (5)	$ (5)	$ (5)	$ (5)	$ (5)
3018	627001607	376.2	$ (34)	$ (34)	$ (34)	$ (34)	$ (34)	$ (34)	$ (34)	$ (34)
3019	627001607	376.4	$ (2)	$ (2)	$ (2)	$ (2)	$ (2)	$ (2)	$ (2)	$ (2)
3020	627001607	380.0	$ (7)	$ (7)	$ (7)	$ (7)	$ (7)	$ (7)	$ (7)	$ (7)
3021	610001608	376.1	$ -	$ -	$ -	$ -	$ -	$ -	$ -	$ -
3022	610001608	376.2	$ -	$ -	$ -	$ -	$ -	$ -	$ -	$ -
3023	610001608	376.4	$ -	$ -	$ -	$ -	$ -	$ -	$ -	$ -
3024	610001608	380.0	$ -	$ -	$ -	$ -	$ -	$ -	$ -	$ -
3025	610001609	391.2	$ -	$ -	$ -	$ -	$ -	$ -	$ -	$ -
3026	610001609	397.0	$ -	$ -	$ -	$ -	$ -	$ -	$ -	$ -
3027	610001609	398.0	$ -	$ -	$ -	$ -	$ -	$ -	$ -	$ -
3028	T610001610	367.1	$ -	$ -	$ -	$ -	$ -	$ -	$ -	$ -
3029	T610001610	368.0	$ -	$ -	$ -	$ -	$ -	$ -	$ -	$ -
3030	T610001610	369.0	$ -	$ -	$ -	$ -	$ -	$ -	$ -	$ -
3031	T624001611	367.1	$ -	$ -	$ -	$ -	$ -	$ -	$ -	$ -
3032	T624001611	368.0	$ -	$ -	$ -	$ -	$ -	$ -	$ -	$ -
3033	T624001611	369.0	$ -	$ -	$ -	$ -	$ -	$ -	$ -	$ -
3034	601001612	303.3	$ -	$ -	$ -	$ -	$ -	$ -	$ -	$ -
3035	T680001613	367.1	$ -	$ -	$ -	$ -	$ -	$ -	$ -	$ -
3036	T680001614	367.1	$ -	$ -	$ -	$ -	$ -	$ -	$ -	$ -
3037	601001615	367.1	$ -	$ -	$ -	$ -	$ -	$ -	$ -	$ -
3038	601001615	368.0	$ -	$ -	$ -	$ -	$ -	$ -	$ -	$ -
3039	601001615	369.0	$ -	$ -	$ -	$ -	$ -	$ -	$ -	$ -
3040	610001616	376.1	$ -	$ -	$ -	$ -	$ -	$ -	$ -	$ -
3041	610001616	376.2	$ -	$ -	$ -	$ -	$ -	$ -	$ -	$ -

Sponsored by NMGC Witness Erik C. Buchanan

NEW MEXICO GAS COMPANY, INC.

Gross Balances
Base Period - 12 Months Ending March 31, 2023
Future Test Year - 12 Months Ending September 30, 2025

	A	B	C	D	E	F	G	H	I	J	K	L	M
1			Adjusted Base Period										
2			Balance	Balance	Balance	Balance	Balance	Balance	Balance	Balance	Balance	Balance	Balance
3	Investment Number / Beginning Balance	FERC Account	3/31/2023	4/30/2023	5/31/2023	6/30/2023	7/31/2023	8/31/2023	9/30/2023	10/31/2023	11/30/2023	12/31/2023	1/31/2024
3042	610001616	376.4	$ -	$ -	$ -	$ -	$ -	$ -	$ -	$ -	$ -	$ -	$ -
3043	610001616	380.0	$ -	$ -	$ -	$ -	$ -	$ -	$ -	$ -	$ -	$ -	$ -
3044	T621001617	367.1	$ -	$ -	$ -	$ -	$ -	$ -	$ -	$ -	$ -	$ -	$ -
3045	T624001618	367.1	$ -	$ -	$ -	$ -	$ -	$ -	$ -	$ -	$ -	$ -	$ -
3046	622001619	376.1	$ -	$ -	$ -	$ -	$ -	$ -	$ -	$ -	$ -	$ -	$ -
3047	622001619	376.2	$ -	$ -	$ -	$ -	$ -	$ -	$ -	$ -	$ -	$ -	$ -
3048	622001619	376.4	$ -	$ -	$ -	$ -	$ -	$ -	$ -	$ -	$ -	$ -	$ -
3049	T626001620	367.1	$ -	$ -	$ -	$ -	$ -	$ -	$ -	$ -	$ -	$ -	$ -
3050	610001621	378.0	$ -	$ -	$ -	$ -	$ -	$ -	$ -	$ -	$ -	$ -	$ -
3051	610001621	385.0	$ -	$ -	$ -	$ -	$ -	$ -	$ -	$ -	$ -	$ -	$ -
3052	T601001622	367.1	$ -	$ -	$ -	$ -	$ -	$ -	$ -	$ -	$ -	$ -	$ -
3053	T601001622	368.0	$ -	$ -	$ -	$ -	$ -	$ -	$ -	$ -	$ -	$ -	$ -
3054	T601001622	369.0	$ -	$ -	$ -	$ -	$ -	$ -	$ -	$ -	$ -	$ -	$ -
3055	601001624	303.3	$ -	$ -	$ -	$ -	$ -	$ -	$ -	$ -	$ -	$ -	$ -
3056	610001625	376.1	$ -	$ -	$ -	$ -	$ -	$ -	$ -	$ -	$ -	$ -	$ -
3057	610001625	376.2	$ -	$ -	$ -	$ -	$ -	$ -	$ -	$ -	$ -	$ -	$ -
3058	610001625	376.4	$ -	$ -	$ -	$ -	$ -	$ -	$ -	$ -	$ -	$ -	$ -
3059	610001625	380.0	$ -	$ -	$ -	$ -	$ -	$ -	$ -	$ -	$ -	$ -	$ -
3060	T601001626	367.1	$ -	$ -	$ -	$ -	$ -	$ -	$ -	$ -	$ -	$ -	$ -
3061	T601001626	368.0	$ -	$ -	$ -	$ -	$ -	$ -	$ -	$ -	$ -	$ -	$ -
3062	T601001626	369.0	$ -	$ -	$ -	$ -	$ -	$ -	$ -	$ -	$ -	$ -	$ -
3063	660001627	390.0	$ -	$ -	$ -	$ -	$ -	$ -	$ -	$ -	$ -	$ -	$ -
3064	T624001628	369.0	$ -	$ -	$ -	$ -	$ -	$ -	$ -	$ -	$ -	$ -	$ -
3065	601001629	303.3	$ -	$ -	$ -	$ -	$ -	$ -	$ -	$ -	$ -	$ -	$ -
3066	T680001630	367.1	$ -	$ -	$ -	$ -	$ -	$ -	$ -	$ -	$ -	$ -	$ -
3067	T680001630	368.0	$ -	$ -	$ -	$ -	$ -	$ -	$ -	$ -	$ -	$ -	$ -
3068	T680001630	369.0	$ -	$ -	$ -	$ -	$ -	$ -	$ -	$ -	$ -	$ -	$ -
3069	T680001631	367.1	$ -	$ -	$ -	$ -	$ -	$ -	$ -	$ -	$ -	$ -	$ -
3070	T680001631	368.0	$ -	$ -	$ -	$ -	$ -	$ -	$ -	$ -	$ -	$ -	$ -
3071	T680001631	369.0	$ -	$ -	$ -	$ -	$ -	$ -	$ -	$ -	$ -	$ -	$ -
3072	T680001632	367.1	$ -	$ -	$ -	$ -	$ -	$ -	$ -	$ -	$ -	$ -	$ -
3073	T680001632	368.0	$ -	$ -	$ -	$ -	$ -	$ -	$ -	$ -	$ -	$ -	$ -
3074	T680001632	369.0	$ -	$ -	$ -	$ -	$ -	$ -	$ -	$ -	$ -	$ -	$ -
3075	T680001633	367.1	$ -	$ -	$ -	$ -	$ -	$ -	$ -	$ -	$ -	$ -	$ -
3076	T680001633	368.0	$ -	$ -	$ -	$ -	$ -	$ -	$ -	$ -	$ -	$ -	$ -
3077	T680001633	369.0	$ -	$ -	$ -	$ -	$ -	$ -	$ -	$ -	$ -	$ -	$ -
3078	T680001634	367.1	$ -	$ -	$ -	$ -	$ -	$ -	$ -	$ -	$ 1,174,806	$ 1,174,806	$ 1,174,806
3079	T680001634	368.0	$ -	$ -	$ -	$ -	$ -	$ -	$ -	$ -	$ 167,829	$ 167,829	$ 167,829
3080	T680001634	369.0	$ -	$ -	$ -	$ -	$ -	$ -	$ -	$ -	$ 335,659	$ 335,659	$ 335,659
3081	611001635	376.1	$ -	$ -	$ -	$ -	$ -	$ -	$ -	$ -	$ -	$ -	$ -
3082	611001635	376.2	$ -	$ -	$ -	$ -	$ -	$ -	$ -	$ -	$ -	$ -	$ -
3083	611001635	376.4	$ -	$ -	$ -	$ -	$ -	$ -	$ -	$ -	$ -	$ -	$ -
3084	611001635	380.0	$ -	$ -	$ -	$ -	$ -	$ -	$ -	$ -	$ -	$ -	$ -
3085	T660001637	367.1	$ -	$ -	$ -	$ -	$ -	$ -	$ -	$ -	$ -	$ -	$ -
3086	T660001637	368.0	$ -	$ -	$ -	$ -	$ -	$ -	$ -	$ -	$ -	$ -	$ -
3087	T660001637	369.0	$ -	$ -	$ -	$ -	$ -	$ -	$ -	$ -	$ -	$ -	$ -
3088	T680001638	367.1	$ -	$ -	$ -	$ -	$ -	$ -	$ -	$ -	$ -	$ -	$ -
3089	T680001638	368.0	$ -	$ -	$ -	$ -	$ -	$ -	$ -	$ -	$ -	$ -	$ -
3090	T680001638	369.0	$ -	$ -	$ -	$ -	$ -	$ -	$ -	$ -	$ -	$ -	$ -

NEW MEXICO GAS COMPANY, INC.

Gross Balances
Base Period - 12 Months Ending March 31, 2023
Future Test Year - 12 Months Ending September 30, 2025

	A	B	N	O	P	Q	R	S	T	U	V	W	X	Y
1														
2			Balance	Balance	Balance	Balance	Balance	Balance	Balance	Balance	Balance	Balance	Balance	Balance
3	Investment Number / Beginning Balance	FERC Account	2/29/2024	3/31/2024	4/30/2024	5/31/2024	6/30/2024	7/31/2024	8/31/2024	9/30/2024	10/31/2024	11/30/2024	12/31/2024	1/31/2025
3042	610001616	376.4	$ -	$ -	$ -	$ -	$ -	$ -	$ -	$ -	$ -	$ -	$ -	$ -
3043	610001616	380.0	$ -	$ -	$ -	$ -	$ -	$ -	$ -	$ -	$ -	$ -	$ -	$ -
3044	T621001617	367.1	$ -	$ -	$ -	$ -	$ -	$ -	$ -	$ -	$ -	$ -	$ -	$ -
3045	T624001618	367.1	$ -	$ -	$ -	$ -	$ -	$ -	$ -	$ -	$ -	$ -	$ -	$ -
3046	622001619	376.1	$ -	$ -	$ -	$ -	$ -	$ -	$ -	$ -	$ -	$ -	$ -	$ -
3047	622001619	376.2	$ -	$ -	$ -	$ -	$ -	$ -	$ -	$ -	$ -	$ -	$ -	$ -
3048	622001619	376.4	$ -	$ -	$ -	$ -	$ -	$ -	$ -	$ -	$ -	$ -	$ -	$ -
3049	T626001620	367.1	$ -	$ -	$ -	$ -	$ -	$ -	$ -	$ -	$ -	$ -	$ -	$ -
3050	610001621	378.0	$ -	$ -	$ -	$ -	$ -	$ -	$ -	$ -	$ -	$ -	$ -	$ -
3051	610001621	385.0	$ -	$ -	$ -	$ -	$ -	$ -	$ -	$ -	$ -	$ -	$ -	$ -
3052	T601001622	367.1	$ -	$ -	$ -	$ -	$ -	$ -	$ -	$ -	$ -	$ -	$ -	$ -
3053	T601001622	368.0	$ -	$ -	$ -	$ -	$ -	$ -	$ -	$ -	$ -	$ -	$ -	$ -
3054	T601001622	369.0	$ -	$ -	$ -	$ -	$ -	$ -	$ -	$ -	$ -	$ -	$ -	$ -
3055	601001624	303.3	$ -	$ -	$ -	$ -	$ -	$ -	$ -	$ -	$ -	$ -	$ -	$ -
3056	610001625	376.1	$ -	$ -	$ -	$ -	$ -	$ -	$ -	$ -	$ -	$ -	$ -	$ -
3057	610001625	376.2	$ -	$ -	$ -	$ -	$ -	$ -	$ -	$ -	$ -	$ -	$ -	$ -
3058	610001625	376.4	$ -	$ -	$ -	$ -	$ -	$ -	$ -	$ -	$ -	$ -	$ -	$ -
3059	610001625	380.0	$ -	$ -	$ -	$ -	$ -	$ -	$ -	$ -	$ -	$ -	$ -	$ -
3060	T601001626	367.1	$ -	$ -	$ -	$ -	$ -	$ -	$ -	$ -	$ -	$ -	$ -	$ -
3061	T601001626	368.0	$ -	$ -	$ -	$ -	$ -	$ -	$ -	$ -	$ -	$ -	$ -	$ -
3062	T601001626	369.0	$ -	$ -	$ -	$ -	$ -	$ -	$ -	$ -	$ -	$ -	$ -	$ -
3063	660001627	390.0	$ -	$ -	$ -	$ -	$ -	$ -	$ -	$ -	$ -	$ -	$ -	$ -
3064	T624001628	369.0	$ -	$ -	$ -	$ -	$ -	$ -	$ -	$ -	$ -	$ -	$ -	$ -
3065	601001629	303.3	$ -	$ -	$ -	$ -	$ -	$ -	$ -	$ -	$ -	$ -	$ -	$ -
3066	T680001630	367.1	$ -	$ -	$ -	$ -	$ -	$ -	$ -	$ -	$ -	$ -	$ -	$ -
3067	T680001630	368.0	$ -	$ -	$ -	$ -	$ -	$ -	$ -	$ -	$ -	$ -	$ -	$ -
3068	T680001630	369.0	$ -	$ -	$ -	$ -	$ -	$ -	$ -	$ -	$ -	$ -	$ -	$ -
3069	T680001631	367.1	$ -	$ -	$ -	$ -	$ -	$ -	$ -	$ -	$ -	$ -	$ -	$ -
3070	T680001631	368.0	$ -	$ -	$ -	$ -	$ -	$ -	$ -	$ -	$ -	$ -	$ -	$ -
3071	T680001631	369.0	$ -	$ -	$ -	$ -	$ -	$ -	$ -	$ -	$ -	$ -	$ -	$ -
3072	T680001632	367.1	$ -	$ -	$ -	$ -	$ -	$ -	$ -	$ -	$ -	$ -	$ -	$ -
3073	T680001632	368.0	$ -	$ -	$ -	$ -	$ -	$ -	$ -	$ -	$ -	$ -	$ -	$ -
3074	T680001632	369.0	$ -	$ -	$ -	$ -	$ -	$ -	$ -	$ -	$ -	$ -	$ -	$ -
3075	T680001633	367.1	$ -	$ -	$ -	$ -	$ -	$ -	$ -	$ -	$ -	$ -	$ -	$ -
3076	T680001633	368.0	$ -	$ -	$ -	$ -	$ -	$ -	$ -	$ -	$ -	$ -	$ -	$ -
3077	T680001633	369.0	$ -	$ -	$ -	$ -	$ -	$ -	$ -	$ -	$ -	$ -	$ -	$ -
3078	T680001634	367.1	$ 1,174,806	$ 1,174,806	$ 1,174,806	$ 1,174,806	$ 1,174,806	$ 1,174,806	$ 1,174,806	$ 1,174,806	$ 1,174,806	$ 1,174,806	$ 1,174,806	$ 1,174,806
3079	T680001634	368.0	$ 167,829	$ 167,829	$ 167,829	$ 167,829	$ 167,829	$ 167,829	$ 167,829	$ 167,829	$ 167,829	$ 167,829	$ 167,829	$ 167,829
3080	T680001634	369.0	$ 335,659	$ 335,659	$ 335,659	$ 335,659	$ 335,659	$ 335,659	$ 335,659	$ 335,659	$ 335,659	$ 335,659	$ 335,659	$ 335,659
3081	611001635	376.1	$ -	$ -	$ -	$ -	$ -	$ -	$ -	$ -	$ -	$ -	$ -	$ -
3082	611001635	376.2	$ -	$ -	$ -	$ -	$ -	$ -	$ -	$ -	$ -	$ -	$ -	$ -
3083	611001635	376.4	$ -	$ -	$ -	$ -	$ -	$ -	$ -	$ -	$ -	$ -	$ -	$ -
3084	611001635	380.0	$ -	$ -	$ -	$ -	$ -	$ -	$ -	$ -	$ -	$ -	$ -	$ -
3085	T660001637	367.1	$ -	$ -	$ -	$ -	$ -	$ -	$ -	$ -	$ -	$ -	$ -	$ -
3086	T660001637	368.0	$ -	$ -	$ -	$ -	$ -	$ -	$ -	$ -	$ -	$ -	$ -	$ -
3087	T660001637	369.0	$ -	$ -	$ -	$ -	$ -	$ -	$ -	$ -	$ -	$ -	$ -	$ -
3088	T680001638	367.1	$ -	$ -	$ -	$ -	$ -	$ -	$ -	$ -	$ -	$ -	$ -	$ -
3089	T680001638	368.0	$ -	$ -	$ -	$ -	$ -	$ -	$ -	$ -	$ -	$ -	$ -	$ -
3090	T680001638	369.0	$ -	$ -	$ -	$ -	$ -	$ -	$ -	$ -	$ -	$ -	$ -	$ -

Sponsored by NMGC Witness Erik C. Buchanan

NEW MEXICO GAS COMPANY, INC.

Gross Balances
Base Period - 12 Months Ending March 31, 2023
Future Test Year - 12 Months Ending September 30, 2025

	A	B	Z	AA	AB	AC	AD	AE	AF	AG
1										
2			Balance	Balance	Balance	Balance	Balance	Balance	Balance	Balance
3	Investment Number / Beginning Balance	FERC Account	2/28/2025	3/31/2025	4/30/2025	5/31/2025	6/30/2025	7/31/2025	8/31/2025	9/30/2025
3042	610001616	376.4	$ -	$ -	$ -	$ -	$ -	$ -	$ -	$ -
3043	610001616	380.0	$ -	$ -	$ -	$ -	$ -	$ -	$ -	$ -
3044	T621001617	367.1	$ -	$ -	$ -	$ -	$ -	$ -	$ -	$ -
3045	T624001618	367.1	$ -	$ -	$ -	$ -	$ -	$ -	$ -	$ -
3046	622001619	376.1	$ -	$ -	$ -	$ -	$ -	$ -	$ -	$ -
3047	622001619	376.2	$ -	$ -	$ -	$ -	$ -	$ -	$ -	$ -
3048	622001619	376.4	$ -	$ -	$ -	$ -	$ -	$ -	$ -	$ -
3049	T626001620	367.1	$ -	$ -	$ -	$ -	$ -	$ -	$ -	$ -
3050	610001621	378.0	$ -	$ -	$ -	$ -	$ -	$ -	$ -	$ -
3051	610001621	385.0	$ -	$ -	$ -	$ -	$ -	$ -	$ -	$ -
3052	T601001622	367.1	$ -	$ -	$ -	$ -	$ -	$ -	$ -	$ -
3053	T601001622	368.0	$ -	$ -	$ -	$ -	$ -	$ -	$ -	$ -
3054	T601001622	369.0	$ -	$ -	$ -	$ -	$ -	$ -	$ -	$ -
3055	601001624	303.3	$ -	$ -	$ -	$ -	$ -	$ -	$ -	$ -
3056	610001625	376.1	$ -	$ -	$ -	$ -	$ -	$ -	$ -	$ -
3057	610001625	376.2	$ -	$ -	$ -	$ -	$ -	$ -	$ -	$ -
3058	610001625	376.4	$ -	$ -	$ -	$ -	$ -	$ -	$ -	$ -
3059	610001625	380.0	$ -	$ -	$ -	$ -	$ -	$ -	$ -	$ -
3060	T601001626	367.1	$ -	$ -	$ -	$ -	$ -	$ -	$ -	$ -
3061	T601001626	368.0	$ -	$ -	$ -	$ -	$ -	$ -	$ -	$ -
3062	T601001626	369.0	$ -	$ -	$ -	$ -	$ -	$ -	$ -	$ -
3063	660001627	390.0	$ -	$ -	$ -	$ -	$ -	$ -	$ -	$ -
3064	T624001628	369.0	$ -	$ -	$ -	$ -	$ -	$ -	$ -	$ -
3065	601001629	303.3	$ -	$ -	$ -	$ -	$ -	$ -	$ -	$ -
3066	T680001630	367.1	$ -	$ -	$ -	$ -	$ -	$ -	$ -	$ -
3067	T680001630	368.0	$ -	$ -	$ -	$ -	$ -	$ -	$ -	$ -
3068	T680001630	369.0	$ -	$ -	$ -	$ -	$ -	$ -	$ -	$ -
3069	T680001631	367.1	$ -	$ -	$ -	$ -	$ -	$ -	$ -	$ -
3070	T680001631	368.0	$ -	$ -	$ -	$ -	$ -	$ -	$ -	$ -
3071	T680001631	369.0	$ -	$ -	$ -	$ -	$ -	$ -	$ -	$ -
3072	T680001632	367.1	$ -	$ -	$ -	$ -	$ -	$ -	$ -	$ -
3073	T680001632	368.0	$ -	$ -	$ -	$ -	$ -	$ -	$ -	$ -
3074	T680001632	369.0	$ -	$ -	$ -	$ -	$ -	$ -	$ -	$ -
3075	T680001633	367.1	$ -	$ -	$ -	$ -	$ -	$ -	$ -	$ -
3076	T680001633	368.0	$ -	$ -	$ -	$ -	$ -	$ -	$ -	$ -
3077	T680001633	369.0	$ -	$ -	$ -	$ -	$ -	$ -	$ -	$ -
3078	T680001634	367.1	$ 1,174,806	$ 1,174,806	$ 1,174,806	$ 1,174,806	$ 1,174,806	$ 1,174,806	$ 1,174,806	$ 1,174,806
3079	T680001634	368.0	$ 167,829	$ 167,829	$ 167,829	$ 167,829	$ 167,829	$ 167,829	$ 167,829	$ 167,829
3080	T680001634	369.0	$ 335,659	$ 335,659	$ 335,659	$ 335,659	$ 335,659	$ 335,659	$ 335,659	$ 335,659
3081	611001635	376.1	$ -	$ -	$ -	$ -	$ -	$ -	$ -	$ -
3082	611001635	376.2	$ -	$ -	$ -	$ -	$ -	$ -	$ -	$ -
3083	611001635	376.4	$ -	$ -	$ -	$ -	$ -	$ -	$ -	$ -
3084	611001635	380.0	$ -	$ -	$ -	$ -	$ -	$ -	$ -	$ -
3085	T660001637	367.1	$ -	$ -	$ -	$ -	$ -	$ -	$ -	$ -
3086	T660001637	368.0	$ -	$ -	$ -	$ -	$ -	$ -	$ -	$ -
3087	T660001637	369.0	$ -	$ -	$ -	$ -	$ -	$ -	$ -	$ -
3088	T680001638	367.1	$ -	$ -	$ -	$ -	$ -	$ -	$ -	$ -
3089	T680001638	368.0	$ -	$ -	$ -	$ -	$ -	$ -	$ -	$ -
3090	T680001638	369.0	$ -	$ -	$ -	$ -	$ -	$ -	$ -	$ -

Sponsored by NMGC Witness Erik C. Buchanan

NEW MEXICO GAS COMPANY, INC.

Gross Balances
Base Period - 12 Months Ending March 31, 2023
Future Test Year - 12 Months Ending September 30, 2025

	A	B	C	D	E	F	G	H	I	J	K	L	M
1			Adjusted Base Period										
2			Balance	Balance	Balance	Balance	Balance	Balance	Balance	Balance	Balance	Balance	Balance
3	Investment Number / Beginning Balance	FERC Account	3/31/2023	4/30/2023	5/31/2023	6/30/2023	7/31/2023	8/31/2023	9/30/2023	10/31/2023	11/30/2023	12/31/2023	1/31/2024
3091	T610001639	367.1	$ -	$ -	$ -	$ -	$ -	$ -	$ -	$ -	$ -	$ -	$ -
3092	T610001639	368.0	$ -	$ -	$ -	$ -	$ -	$ -	$ -	$ -	$ -	$ -	$ -
3093	T610001639	369.0	$ -	$ -	$ -	$ -	$ -	$ -	$ -	$ -	$ -	$ -	$ -
3094	T624001640	367.1	$ -	$ -	$ -	$ -	$ -	$ -	$ -	$ -	$ -	$ -	$ -
3095	T624001640	368.0	$ -	$ -	$ -	$ -	$ -	$ -	$ -	$ -	$ -	$ -	$ -
3096	T624001640	369.0	$ -	$ -	$ -	$ -	$ -	$ -	$ -	$ -	$ -	$ -	$ -
3097	T624001641	367.1	$ -	$ -	$ -	$ -	$ -	$ -	$ -	$ -	$ -	$ -	$ -
3098	T624001641	368.0	$ -	$ -	$ -	$ -	$ -	$ -	$ -	$ -	$ -	$ -	$ -
3099	T624001641	369.0	$ -	$ -	$ -	$ -	$ -	$ -	$ -	$ -	$ -	$ -	$ -
3100	T610001642	367.1	$ -	$ -	$ -	$ -	$ -	$ -	$ -	$ -	$ -	$ -	$ -
3101	T610001642	368.0	$ -	$ -	$ -	$ -	$ -	$ -	$ -	$ -	$ -	$ -	$ -
3102	T610001642	369.0	$ -	$ -	$ -	$ -	$ -	$ -	$ -	$ -	$ -	$ -	$ -
3103	T660001643	367.1	$ -	$ -	$ -	$ -	$ -	$ -	$ -	$ -	$ -	$ -	$ -
3104	T660001643	368.0	$ -	$ -	$ -	$ -	$ -	$ -	$ -	$ -	$ -	$ -	$ -
3105	T660001643	369.0	$ -	$ -	$ -	$ -	$ -	$ -	$ -	$ -	$ -	$ -	$ -
3106	T624001644	367.1	$ -	$ -	$ -	$ -	$ -	$ -	$ -	$ -	$ -	$ -	$ -
3107	T624001644	368.0	$ -	$ -	$ -	$ -	$ -	$ -	$ -	$ -	$ -	$ -	$ -
3108	T624001644	369.0	$ -	$ -	$ -	$ -	$ -	$ -	$ -	$ -	$ -	$ -	$ -
3109	T660001645	367.1	$ -	$ -	$ -	$ -	$ -	$ -	$ -	$ -	$ -	$ -	$ -
3110	T660001645	368.0	$ -	$ -	$ -	$ -	$ -	$ -	$ -	$ -	$ -	$ -	$ -
3111	T660001645	369.0	$ -	$ -	$ -	$ -	$ -	$ -	$ -	$ -	$ -	$ -	$ -
3112	T680001646	367.1	$ -	$ -	$ -	$ -	$ -	$ -	$ -	$ -	$ -	$ -	$ -
3113	T680001646	368.0	$ -	$ -	$ -	$ -	$ -	$ -	$ -	$ -	$ -	$ -	$ -
3114	T680001646	369.0	$ -	$ -	$ -	$ -	$ -	$ -	$ -	$ -	$ -	$ -	$ -
3115	T680001647	367.1	$ -	$ -	$ -	$ -	$ -	$ -	$ -	$ -	$ -	$ -	$ -
3116	T680001647	368.0	$ -	$ -	$ -	$ -	$ -	$ -	$ -	$ -	$ -	$ -	$ -
3117	T680001647	369.0	$ -	$ -	$ -	$ -	$ -	$ -	$ -	$ -	$ -	$ -	$ -
3118	T680001648	367.1	$ -	$ -	$ -	$ -	$ -	$ -	$ -	$ -	$ -	$ -	$ -
3119	T680001648	368.0	$ -	$ -	$ -	$ -	$ -	$ -	$ -	$ -	$ -	$ -	$ -
3120	T680001648	369.0	$ -	$ -	$ -	$ -	$ -	$ -	$ -	$ -	$ -	$ -	$ -
3121	T610001649	371.0	$ -	$ -	$ -	$ -	$ -	$ -	$ -	$ -	$ -	$ -	$ -
3122	T621001650	368.0	$ -	$ -	$ -	$ -	$ -	$ -	$ -	$ -	$ -	$ -	$ -
3123	T621001650	369.0	$ -	$ -	$ -	$ -	$ -	$ -	$ -	$ -	$ -	$ -	$ -
3124	T624001651	368.0	$ -	$ -	$ -	$ -	$ -	$ -	$ -	$ -	$ -	$ -	$ -
3125	T624001651	369.0	$ -	$ -	$ -	$ -	$ -	$ -	$ -	$ -	$ -	$ -	$ -
3126	T680001653	368.0	$ -	$ -	$ -	$ -	$ -	$ -	$ -	$ -	$ -	$ -	$ -
3127	T680001653	369.0	$ -	$ -	$ -	$ -	$ -	$ -	$ -	$ -	$ -	$ -	$ -
3128	T660001654	367.1	$ -	$ -	$ -	$ -	$ -	$ -	$ -	$ -	$ -	$ -	$ -
3129	T660001654	368.0	$ -	$ -	$ -	$ -	$ -	$ -	$ -	$ -	$ -	$ -	$ -
3130	T660001654	369.0	$ -	$ -	$ -	$ -	$ -	$ -	$ -	$ -	$ -	$ -	$ -
3131	T624001655	367.1	$ -	$ -	$ -	$ -	$ -	$ -	$ -	$ -	$ -	$ -	$ -
3132	T624001655	368.0	$ -	$ -	$ -	$ -	$ -	$ -	$ -	$ -	$ -	$ -	$ -
3133	T624001655	369.0	$ -	$ -	$ -	$ -	$ -	$ -	$ -	$ -	$ -	$ -	$ -
3134	T624001656	367.1	$ -	$ -	$ -	$ -	$ -	$ -	$ -	$ -	$ -	$ -	$ -
3135	T624001656	368.0	$ -	$ -	$ -	$ -	$ -	$ -	$ -	$ -	$ -	$ -	$ -
3136	T624001656	369.0	$ -	$ -	$ -	$ -	$ -	$ -	$ -	$ -	$ -	$ -	$ -
3137	T601001657	367.1	$ -	$ -	$ -	$ -	$ -	$ -	$ -	$ -	$ -	$ -	$ -
3138	T601001657	368.0	$ -	$ -	$ -	$ -	$ -	$ -	$ -	$ -	$ -	$ -	$ -
3139	T601001657	369.0	$ -	$ -	$ -	$ -	$ -	$ -	$ -	$ -	$ -	$ -	$ -

Sponsored by NMGC Witness Erik C. Buchanan

NEW MEXICO GAS COMPANY, INC.

Gross Balances
Base Period - 12 Months Ending March 31, 2023
Future Test Year - 12 Months Ending September 30, 2025

	A	B	N	O	P	Q	R	S	T	U	V	W	X	Y
1														
2			Balance	Balance	Balance	Balance	Balance	Balance	Balance	Balance	Balance	Balance	Balance	Balance
3	Investment Number / Beginning Balance	FERC Account	2/29/2024	3/31/2024	4/30/2024	5/31/2024	6/30/2024	7/31/2024	8/31/2024	9/30/2024	10/31/2024	11/30/2024	12/31/2024	1/31/2025
3091	T610001639	367.1	$ -	$ -	$ -	$ -	$ -	$ -	$ -	$ -	$ -	$ -	$ -	$ -
3092	T610001639	368.0	$ -	$ -	$ -	$ -	$ -	$ -	$ -	$ -	$ -	$ -	$ -	$ -
3093	T610001639	369.0	$ -	$ -	$ -	$ -	$ -	$ -	$ -	$ -	$ -	$ -	$ -	$ -
3094	T624001640	367.1	$ -	$ -	$ -	$ -	$ -	$ -	$ -	$ -	$ -	$ -	$ -	$ -
3095	T624001640	368.0	$ -	$ -	$ -	$ -	$ -	$ -	$ -	$ -	$ -	$ -	$ -	$ -
3096	T624001640	369.0	$ -	$ -	$ -	$ -	$ -	$ -	$ -	$ -	$ -	$ -	$ -	$ -
3097	T624001641	367.1	$ -	$ -	$ -	$ -	$ -	$ -	$ -	$ -	$ -	$ -	$ -	$ -
3098	T624001641	368.0	$ -	$ -	$ -	$ -	$ -	$ -	$ -	$ -	$ -	$ -	$ -	$ -
3099	T624001641	369.0	$ -	$ -	$ -	$ -	$ -	$ -	$ -	$ -	$ -	$ -	$ -	$ -
3100	T610001642	367.1	$ -	$ -	$ -	$ -	$ -	$ -	$ -	$ -	$ -	$ -	$ -	$ -
3101	T610001642	368.0	$ -	$ -	$ -	$ -	$ -	$ -	$ -	$ -	$ -	$ -	$ -	$ -
3102	T610001642	369.0	$ -	$ -	$ -	$ -	$ -	$ -	$ -	$ -	$ -	$ -	$ -	$ -
3103	T660001643	367.1	$ -	$ -	$ -	$ -	$ -	$ -	$ -	$ -	$ -	$ -	$ -	$ -
3104	T660001643	368.0	$ -	$ -	$ -	$ -	$ -	$ -	$ -	$ -	$ -	$ -	$ -	$ -
3105	T660001643	369.0	$ -	$ -	$ -	$ -	$ -	$ -	$ -	$ -	$ -	$ -	$ -	$ -
3106	T624001644	367.1	$ -	$ -	$ -	$ -	$ -	$ -	$ -	$ -	$ -	$ -	$ -	$ -
3107	T624001644	368.0	$ -	$ -	$ -	$ -	$ -	$ -	$ -	$ -	$ -	$ -	$ -	$ -
3108	T624001644	369.0	$ -	$ -	$ -	$ -	$ -	$ -	$ -	$ -	$ -	$ -	$ -	$ -
3109	T660001645	367.1	$ -	$ -	$ -	$ -	$ -	$ -	$ -	$ -	$ -	$ -	$ -	$ -
3110	T660001645	368.0	$ -	$ -	$ -	$ -	$ -	$ -	$ -	$ -	$ -	$ -	$ -	$ -
3111	T660001645	369.0	$ -	$ -	$ -	$ -	$ -	$ -	$ -	$ -	$ -	$ -	$ -	$ -
3112	T680001646	367.1	$ -	$ -	$ -	$ -	$ -	$ -	$ -	$ -	$ -	$ -	$ -	$ -
3113	T680001646	368.0	$ -	$ -	$ -	$ -	$ -	$ -	$ -	$ -	$ -	$ -	$ -	$ -
3114	T680001646	369.0	$ -	$ -	$ -	$ -	$ -	$ -	$ -	$ -	$ -	$ -	$ -	$ -
3115	T680001647	367.1	$ -	$ -	$ -	$ -	$ -	$ -	$ -	$ -	$ -	$ -	$ -	$ -
3116	T680001647	368.0	$ -	$ -	$ -	$ -	$ -	$ -	$ -	$ -	$ -	$ -	$ -	$ -
3117	T680001647	369.0	$ -	$ -	$ -	$ -	$ -	$ -	$ -	$ -	$ -	$ -	$ -	$ -
3118	T680001648	367.1	$ -	$ -	$ -	$ -	$ -	$ -	$ -	$ -	$ -	$ -	$ -	$ -
3119	T680001648	368.0	$ -	$ -	$ -	$ -	$ -	$ -	$ -	$ -	$ -	$ -	$ -	$ -
3120	T680001648	369.0	$ -	$ -	$ -	$ -	$ -	$ -	$ -	$ -	$ -	$ -	$ -	$ -
3121	T610001649	371.0	$ -	$ -	$ -	$ -	$ -	$ -	$ -	$ -	$ -	$ -	$ -	$ -
3122	T621001650	368.0	$ -	$ -	$ -	$ -	$ -	$ -	$ -	$ -	$ -	$ -	$ -	$ -
3123	T621001650	369.0	$ -	$ -	$ -	$ -	$ -	$ -	$ -	$ -	$ -	$ -	$ -	$ -
3124	T624001651	368.0	$ -	$ -	$ -	$ -	$ -	$ -	$ -	$ -	$ -	$ -	$ -	$ -
3125	T624001651	369.0	$ -	$ -	$ -	$ -	$ -	$ -	$ -	$ -	$ -	$ -	$ -	$ -
3126	T680001653	368.0	$ -	$ -	$ -	$ -	$ -	$ -	$ -	$ -	$ -	$ -	$ -	$ -
3127	T680001653	369.0	$ -	$ -	$ -	$ -	$ -	$ -	$ -	$ -	$ -	$ -	$ -	$ -
3128	T660001654	367.1	$ -	$ -	$ -	$ -	$ -	$ -	$ -	$ -	$ -	$ -	$ -	$ -
3129	T660001654	368.0	$ -	$ -	$ -	$ -	$ -	$ -	$ -	$ -	$ -	$ -	$ -	$ -
3130	T660001654	369.0	$ -	$ -	$ -	$ -	$ -	$ -	$ -	$ -	$ -	$ -	$ -	$ -
3131	T624001655	367.1	$ -	$ -	$ -	$ -	$ -	$ -	$ -	$ -	$ -	$ -	$ -	$ -
3132	T624001655	368.0	$ -	$ -	$ -	$ -	$ -	$ -	$ -	$ -	$ -	$ -	$ -	$ -
3133	T624001655	369.0	$ -	$ -	$ -	$ -	$ -	$ -	$ -	$ -	$ -	$ -	$ -	$ -
3134	T624001656	367.1	$ -	$ -	$ -	$ -	$ -	$ -	$ -	$ -	$ -	$ -	$ -	$ -
3135	T624001656	368.0	$ -	$ -	$ -	$ -	$ -	$ -	$ -	$ -	$ -	$ -	$ -	$ -
3136	T624001656	369.0	$ -	$ -	$ -	$ -	$ -	$ -	$ -	$ -	$ -	$ -	$ -	$ -
3137	T601001657	367.1	$ -	$ -	$ -	$ -	$ -	$ -	$ -	$ -	$ -	$ -	$ -	$ -
3138	T601001657	368.0	$ -	$ -	$ -	$ -	$ -	$ -	$ -	$ -	$ -	$ -	$ -	$ -
3139	T601001657	369.0	$ -	$ -	$ -	$ -	$ -	$ -	$ -	$ -	$ -	$ -	$ -	$ -

Sponsored by NMGC Witness Erik C. Buchanan

WP Plant 3 Gross Balances

NEW MEXICO GAS COMPANY, INC.

Gross Balances
Base Period - 12 Months Ending March 31, 2023
Future Test Year - 12 Months Ending September 30, 2025

	A	B	Z	AA	AB	AC	AD	AE	AF	AG
1										
2			Balance	Balance	Balance	Balance	Balance	Balance	Balance	Balance
3	Investment Number / Beginning Balance	FERC Account	2/28/2025	3/31/2025	4/30/2025	5/31/2025	6/30/2025	7/31/2025	8/31/2025	9/30/2025
3091	T610001639	367.1	$ -	$ -	$ -	$ -	$ -	$ -	$ -	$ -
3092	T610001639	368.0	$ -	$ -	$ -	$ -	$ -	$ -	$ -	$ -
3093	T610001639	369.0	$ -	$ -	$ -	$ -	$ -	$ -	$ -	$ -
3094	T624001640	367.1	$ -	$ -	$ -	$ -	$ -	$ -	$ -	$ -
3095	T624001640	368.0	$ -	$ -	$ -	$ -	$ -	$ -	$ -	$ -
3096	T624001640	369.0	$ -	$ -	$ -	$ -	$ -	$ -	$ -	$ -
3097	T624001641	367.1	$ -	$ -	$ -	$ -	$ -	$ -	$ -	$ -
3098	T624001641	368.0	$ -	$ -	$ -	$ -	$ -	$ -	$ -	$ -
3099	T624001641	369.0	$ -	$ -	$ -	$ -	$ -	$ -	$ -	$ -
3100	T610001642	367.1	$ -	$ -	$ -	$ -	$ -	$ -	$ -	$ -
3101	T610001642	368.0	$ -	$ -	$ -	$ -	$ -	$ -	$ -	$ -
3102	T610001642	369.0	$ -	$ -	$ -	$ -	$ -	$ -	$ -	$ -
3103	T660001643	367.1	$ -	$ -	$ -	$ -	$ -	$ -	$ -	$ -
3104	T660001643	368.0	$ -	$ -	$ -	$ -	$ -	$ -	$ -	$ -
3105	T660001643	369.0	$ -	$ -	$ -	$ -	$ -	$ -	$ -	$ -
3106	T624001644	367.1	$ -	$ -	$ -	$ -	$ -	$ -	$ -	$ -
3107	T624001644	368.0	$ -	$ -	$ -	$ -	$ -	$ -	$ -	$ -
3108	T624001644	369.0	$ -	$ -	$ -	$ -	$ -	$ -	$ -	$ -
3109	T660001645	367.1	$ -	$ -	$ -	$ -	$ -	$ -	$ -	$ -
3110	T660001645	368.0	$ -	$ -	$ -	$ -	$ -	$ -	$ -	$ -
3111	T660001645	369.0	$ -	$ -	$ -	$ -	$ -	$ -	$ -	$ -
3112	T680001646	367.1	$ -	$ -	$ -	$ -	$ -	$ -	$ -	$ -
3113	T680001646	368.0	$ -	$ -	$ -	$ -	$ -	$ -	$ -	$ -
3114	T680001646	369.0	$ -	$ -	$ -	$ -	$ -	$ -	$ -	$ -
3115	T680001647	367.1	$ -	$ -	$ -	$ -	$ -	$ -	$ -	$ -
3116	T680001647	368.0	$ -	$ -	$ -	$ -	$ -	$ -	$ -	$ -
3117	T680001647	369.0	$ -	$ -	$ -	$ -	$ -	$ -	$ -	$ -
3118	T680001648	367.1	$ -	$ -	$ -	$ -	$ -	$ -	$ -	$ -
3119	T680001648	368.0	$ -	$ -	$ -	$ -	$ -	$ -	$ -	$ -
3120	T680001648	369.0	$ -	$ -	$ -	$ -	$ -	$ -	$ -	$ -
3121	T610001649	371.0	$ -	$ -	$ -	$ -	$ -	$ -	$ -	$ -
3122	T621001650	368.0	$ -	$ -	$ -	$ -	$ -	$ -	$ -	$ -
3123	T621001650	369.0	$ -	$ -	$ -	$ -	$ -	$ -	$ -	$ -
3124	T624001651	368.0	$ -	$ -	$ -	$ -	$ -	$ -	$ -	$ -
3125	T624001651	369.0	$ -	$ -	$ -	$ -	$ -	$ -	$ -	$ -
3126	T680001653	368.0	$ -	$ -	$ -	$ -	$ -	$ -	$ -	$ -
3127	T680001653	369.0	$ -	$ -	$ -	$ -	$ -	$ -	$ -	$ -
3128	T660001654	367.1	$ -	$ -	$ -	$ -	$ -	$ -	$ -	$ -
3129	T660001654	368.0	$ -	$ -	$ -	$ -	$ -	$ -	$ -	$ -
3130	T660001654	369.0	$ -	$ -	$ -	$ -	$ -	$ -	$ -	$ -
3131	T624001655	367.1	$ -	$ -	$ -	$ -	$ -	$ -	$ -	$ -
3132	T624001655	368.0	$ -	$ -	$ -	$ -	$ -	$ -	$ -	$ -
3133	T624001655	369.0	$ -	$ -	$ -	$ -	$ -	$ -	$ -	$ -
3134	T624001656	367.1	$ -	$ -	$ -	$ -	$ -	$ -	$ -	$ -
3135	T624001656	368.0	$ -	$ -	$ -	$ -	$ -	$ -	$ -	$ -
3136	T624001656	369.0	$ -	$ -	$ -	$ -	$ -	$ -	$ -	$ -
3137	T601001657	367.1	$ -	$ -	$ -	$ -	$ -	$ -	$ -	$ -
3138	T601001657	368.0	$ -	$ -	$ -	$ -	$ -	$ -	$ -	$ -
3139	T601001657	369.0	$ -	$ -	$ -	$ -	$ -	$ -	$ -	$ -

Sponsored by NMGC Witness Erik C. Buchanan

NEW MEXICO GAS COMPANY, INC.

Gross Balances
Base Period - 12 Months Ending March 31, 2023
Future Test Year - 12 Months Ending September 30, 2025

	A	B	C	D	E	F	G	H	I	J	K	L	M
1			Adjusted Base Period										
2			Balance	Balance	Balance	Balance	Balance	Balance	Balance	Balance	Balance	Balance	Balance
3	Investment Number / Beginning Balance	FERC Account	3/31/2023	4/30/2023	5/31/2023	6/30/2023	7/31/2023	8/31/2023	9/30/2023	10/31/2023	11/30/2023	12/31/2023	1/31/2024
3140	T601001658	367.1	$ -	$ -	$ -	$ -	$ -	$ -	$ -	$ -	$ -	$ -	$ -
3141	T601001658	368.0	$ -	$ -	$ -	$ -	$ -	$ -	$ -	$ -	$ -	$ -	$ -
3142	T601001658	369.0	$ -	$ -	$ -	$ -	$ -	$ -	$ -	$ -	$ -	$ -	$ -
3143	T601001659	367.1	$ -	$ -	$ -	$ -	$ -	$ -	$ -	$ -	$ -	$ -	$ -
3144	T601001659	368.0	$ -	$ -	$ -	$ -	$ -	$ -	$ -	$ -	$ -	$ -	$ -
3145	T601001659	369.0	$ -	$ -	$ -	$ -	$ -	$ -	$ -	$ -	$ -	$ -	$ -
3146	T601001660	367.1	$ -	$ -	$ -	$ -	$ -	$ -	$ -	$ -	$ -	$ -	$ -
3147	T601001660	368.0	$ -	$ -	$ -	$ -	$ -	$ -	$ -	$ -	$ -	$ -	$ -
3148	T601001660	369.0	$ -	$ -	$ -	$ -	$ -	$ -	$ -	$ -	$ -	$ -	$ -
3149	T601001661	367.1	$ -	$ -	$ -	$ -	$ -	$ -	$ -	$ -	$ -	$ -	$ -
3150	T601001661	368.0	$ -	$ -	$ -	$ -	$ -	$ -	$ -	$ -	$ -	$ -	$ -
3151	T601001661	369.0	$ -	$ -	$ -	$ -	$ -	$ -	$ -	$ -	$ -	$ -	$ -
3152	T601001662	367.1	$ -	$ -	$ -	$ -	$ -	$ -	$ -	$ -	$ -	$ -	$ -
3153	T601001662	368.0	$ -	$ -	$ -	$ -	$ -	$ -	$ -	$ -	$ -	$ -	$ -
3154	T601001662	369.0	$ -	$ -	$ -	$ -	$ -	$ -	$ -	$ -	$ -	$ -	$ -
3155	T624001663	367.1	$ -	$ -	$ -	$ -	$ -	$ -	$ -	$ -	$ -	$ -	$ -
3156	T624001663	368.0	$ -	$ -	$ -	$ -	$ -	$ -	$ -	$ -	$ -	$ -	$ -
3157	T624001663	369.0	$ -	$ -	$ -	$ -	$ -	$ -	$ -	$ -	$ -	$ -	$ -
3158	T660001664	367.1	$ -	$ -	$ -	$ -	$ -	$ -	$ -	$ -	$ -	$ -	$ -
3159	T660001664	368.0	$ -	$ -	$ -	$ -	$ -	$ -	$ -	$ -	$ -	$ -	$ -
3160	T660001664	369.0	$ -	$ -	$ -	$ -	$ -	$ -	$ -	$ -	$ -	$ -	$ -
3161	T680001665	367.1	$ -	$ -	$ -	$ -	$ -	$ -	$ -	$ -	$ -	$ -	$ -
3162	T680001665	368.0	$ -	$ -	$ -	$ -	$ -	$ -	$ -	$ -	$ -	$ -	$ -
3163	T680001665	369.0	$ -	$ -	$ -	$ -	$ -	$ -	$ -	$ -	$ -	$ -	$ -
3164	680001666	381.0	$ -	$ -	$ -	$ -	$ -	$ -	$ -	$ -	$ -	$ -	$ -
3165	680001667	381.0	$ -	$ -	$ -	$ -	$ -	$ -	$ -	$ -	$ -	$ -	$ -
3166	T680001668	367.1	$ -	$ -	$ -	$ -	$ -	$ -	$ -	$ -	$ -	$ -	$ -
3167	T680001668	368.0	$ -	$ -	$ -	$ -	$ -	$ -	$ -	$ -	$ -	$ -	$ -
3168	T680001668	369.0	$ -	$ -	$ -	$ -	$ -	$ -	$ -	$ -	$ -	$ -	$ -
3169	T680001669	367.1	$ -	$ -	$ -	$ -	$ -	$ -	$ -	$ -	$ -	$ -	$ -
3170	T680001669	368.0	$ -	$ -	$ -	$ -	$ -	$ -	$ -	$ -	$ -	$ -	$ -
3171	T680001669	369.0	$ -	$ -	$ -	$ -	$ -	$ -	$ -	$ -	$ -	$ -	$ -
3172	T621001670	367.1	$ -	$ -	$ -	$ -	$ -	$ -	$ -	$ -	$ -	$ -	$ -
3173	T621001670	368.0	$ -	$ -	$ -	$ -	$ -	$ -	$ -	$ -	$ -	$ -	$ -
3174	T621001670	369.0	$ -	$ -	$ -	$ -	$ -	$ -	$ -	$ -	$ -	$ -	$ -
3175	T621001671	367.1	$ -	$ -	$ -	$ -	$ -	$ -	$ -	$ -	$ -	$ -	$ -
3176	T621001671	368.0	$ -	$ -	$ -	$ -	$ -	$ -	$ -	$ -	$ -	$ -	$ -
3177	T621001671	369.0	$ -	$ -	$ -	$ -	$ -	$ -	$ -	$ -	$ -	$ -	$ -
3178	T680001672	367.1	$ -	$ -	$ -	$ -	$ -	$ -	$ -	$ -	$ -	$ -	$ -
3179	T680001672	368.0	$ -	$ -	$ -	$ -	$ -	$ -	$ -	$ -	$ -	$ -	$ -
3180	T680001672	369.0	$ -	$ -	$ -	$ -	$ -	$ -	$ -	$ -	$ -	$ -	$ -
3181	T660001673	367.1	$ -	$ -	$ -	$ -	$ -	$ -	$ -	$ -	$ -	$ -	$ -
3182	T660001673	368.0	$ -	$ -	$ -	$ -	$ -	$ -	$ -	$ -	$ -	$ -	$ -
3183	T660001673	369.0	$ -	$ -	$ -	$ -	$ -	$ -	$ -	$ -	$ -	$ -	$ -
3184	T660001674	367.1	$ -	$ -	$ -	$ -	$ -	$ -	$ -	$ -	$ -	$ -	$ -
3185	T660001674	368.0	$ -	$ -	$ -	$ -	$ -	$ -	$ -	$ -	$ -	$ -	$ -
3186	T660001674	369.0	$ -	$ -	$ -	$ -	$ -	$ -	$ -	$ -	$ -	$ -	$ -
3187	T624001675	369.0	$ -	$ -	$ -	$ -	$ -	$ -	$ -	$ -	$ -	$ -	$ -
3188	T680001676	367.1	$ -	$ -	$ -	$ -	$ -	$ -	$ -	$ -	$ -	$ -	$ -

Sponsored by NMGC Witness Erik C. Buchanan

NEW MEXICO GAS COMPANY, INC.

Gross Balances
Base Period - 12 Months Ending March 31, 2023
Future Test Year - 12 Months Ending September 30, 2025

	A	B	N	O	P	Q	R	S	T	U	V	W	X	Y
1														
2			Balance	Balance	Balance	Balance	Balance	Balance	Balance	Balance	Balance	Balance	Balance	Balance
3	Investment Number / Beginning Balance	FERC Account	2/29/2024	3/31/2024	4/30/2024	5/31/2024	6/30/2024	7/31/2024	8/31/2024	9/30/2024	10/31/2024	11/30/2024	12/31/2024	1/31/2025
3140	T601001658	367.1	$ -	$ -	$ -	$ -	$ -	$ -	$ -	$ -	$ -	$ -	$ -	$ -
3141	T601001658	368.0	$ -	$ -	$ -	$ -	$ -	$ -	$ -	$ -	$ -	$ -	$ -	$ -
3142	T601001658	369.0	$ -	$ -	$ -	$ -	$ -	$ -	$ -	$ -	$ -	$ -	$ -	$ -
3143	T601001659	367.1	$ -	$ -	$ -	$ -	$ -	$ -	$ -	$ -	$ -	$ -	$ -	$ -
3144	T601001659	368.0	$ -	$ -	$ -	$ -	$ -	$ -	$ -	$ -	$ -	$ -	$ -	$ -
3145	T601001659	369.0	$ -	$ -	$ -	$ -	$ -	$ -	$ -	$ -	$ -	$ -	$ -	$ -
3146	T601001660	367.1	$ -	$ -	$ -	$ -	$ -	$ -	$ -	$ -	$ -	$ -	$ -	$ -
3147	T601001660	368.0	$ -	$ -	$ -	$ -	$ -	$ -	$ -	$ -	$ -	$ -	$ -	$ -
3148	T601001660	369.0	$ -	$ -	$ -	$ -	$ -	$ -	$ -	$ -	$ -	$ -	$ -	$ -
3149	T601001661	367.1	$ -	$ -	$ -	$ -	$ -	$ -	$ -	$ -	$ -	$ -	$ -	$ -
3150	T601001661	368.0	$ -	$ -	$ -	$ -	$ -	$ -	$ -	$ -	$ -	$ -	$ -	$ -
3151	T601001661	369.0	$ -	$ -	$ -	$ -	$ -	$ -	$ -	$ -	$ -	$ -	$ -	$ -
3152	T601001662	367.1	$ -	$ -	$ -	$ -	$ -	$ -	$ -	$ -	$ -	$ -	$ -	$ -
3153	T601001662	368.0	$ -	$ -	$ -	$ -	$ -	$ -	$ -	$ -	$ -	$ -	$ -	$ -
3154	T601001662	369.0	$ -	$ -	$ -	$ -	$ -	$ -	$ -	$ -	$ -	$ -	$ -	$ -
3155	T624001663	367.1	$ -	$ -	$ -	$ -	$ -	$ -	$ -	$ -	$ -	$ -	$ -	$ -
3156	T624001663	368.0	$ -	$ -	$ -	$ -	$ -	$ -	$ -	$ -	$ -	$ -	$ -	$ -
3157	T624001663	369.0	$ -	$ -	$ -	$ -	$ -	$ -	$ -	$ -	$ -	$ -	$ -	$ -
3158	T660001664	367.1	$ -	$ -	$ -	$ -	$ -	$ -	$ -	$ -	$ -	$ -	$ -	$ -
3159	T660001664	368.0	$ -	$ -	$ -	$ -	$ -	$ -	$ -	$ -	$ -	$ -	$ -	$ -
3160	T660001664	369.0	$ -	$ -	$ -	$ -	$ -	$ -	$ -	$ -	$ -	$ -	$ -	$ -
3161	T680001665	367.1	$ -	$ -	$ -	$ -	$ -	$ -	$ -	$ -	$ -	$ -	$ -	$ -
3162	T680001665	368.0	$ -	$ -	$ -	$ -	$ -	$ -	$ -	$ -	$ -	$ -	$ -	$ -
3163	T680001665	369.0	$ -	$ -	$ -	$ -	$ -	$ -	$ -	$ -	$ -	$ -	$ -	$ -
3164	680001666	381.0	$ -	$ -	$ -	$ -	$ -	$ -	$ -	$ -	$ -	$ -	$ -	$ -
3165	680001667	381.0	$ -	$ -	$ -	$ -	$ -	$ -	$ -	$ -	$ -	$ -	$ -	$ -
3166	T680001668	367.1	$ -	$ -	$ -	$ -	$ -	$ -	$ -	$ -	$ -	$ -	$ -	$ -
3167	T680001668	368.0	$ -	$ -	$ -	$ -	$ -	$ -	$ -	$ -	$ -	$ -	$ -	$ -
3168	T680001668	369.0	$ -	$ -	$ -	$ -	$ -	$ -	$ -	$ -	$ -	$ -	$ -	$ -
3169	T680001669	367.1	$ -	$ -	$ -	$ -	$ -	$ -	$ -	$ -	$ -	$ -	$ -	$ -
3170	T680001669	368.0	$ -	$ -	$ -	$ -	$ -	$ -	$ -	$ -	$ -	$ -	$ -	$ -
3171	T680001669	369.0	$ -	$ -	$ -	$ -	$ -	$ -	$ -	$ -	$ -	$ -	$ -	$ -
3172	T621001670	367.1	$ -	$ -	$ -	$ -	$ -	$ -	$ -	$ -	$ -	$ -	$ -	$ -
3173	T621001670	368.0	$ -	$ -	$ -	$ -	$ -	$ -	$ -	$ -	$ -	$ -	$ -	$ -
3174	T621001670	369.0	$ -	$ -	$ -	$ -	$ -	$ -	$ -	$ -	$ -	$ -	$ -	$ -
3175	T621001671	367.1	$ -	$ -	$ -	$ -	$ -	$ -	$ -	$ -	$ -	$ -	$ -	$ -
3176	T621001671	368.0	$ -	$ -	$ -	$ -	$ -	$ -	$ -	$ -	$ -	$ -	$ -	$ -
3177	T621001671	369.0	$ -	$ -	$ -	$ -	$ -	$ -	$ -	$ -	$ -	$ -	$ -	$ -
3178	T680001672	367.1	$ -	$ -	$ -	$ -	$ -	$ -	$ -	$ -	$ -	$ -	$ -	$ -
3179	T680001672	368.0	$ -	$ -	$ -	$ -	$ -	$ -	$ -	$ -	$ -	$ -	$ -	$ -
3180	T680001672	369.0	$ -	$ -	$ -	$ -	$ -	$ -	$ -	$ -	$ -	$ -	$ -	$ -
3181	T660001673	367.1	$ -	$ -	$ -	$ -	$ -	$ -	$ -	$ -	$ -	$ -	$ -	$ -
3182	T660001673	368.0	$ -	$ -	$ -	$ -	$ -	$ -	$ -	$ -	$ -	$ -	$ -	$ -
3183	T660001673	369.0	$ -	$ -	$ -	$ -	$ -	$ -	$ -	$ -	$ -	$ -	$ -	$ -
3184	T660001674	367.1	$ -	$ -	$ -	$ -	$ -	$ -	$ -	$ -	$ -	$ -	$ -	$ -
3185	T660001674	368.0	$ -	$ -	$ -	$ -	$ -	$ -	$ -	$ -	$ -	$ -	$ -	$ -
3186	T660001674	369.0	$ -	$ -	$ -	$ -	$ -	$ -	$ -	$ -	$ -	$ -	$ -	$ -
3187	T624001675	369.0	$ -	$ -	$ -	$ -	$ -	$ -	$ -	$ -	$ -	$ -	$ -	$ -
3188	T680001676	367.1	$ -	$ -	$ -	$ -	$ -	$ -	$ -	$ -	$ -	$ -	$ -	$ -

NEW MEXICO GAS COMPANY, INC.

Gross Balances
Base Period - 12 Months Ending March 31, 2023
Future Test Year - 12 Months Ending September 30, 2025

	A	B	Z	AA	AB	AC	AD	AE	AF	AG
1										
2			Balance	Balance	Balance	Balance	Balance	Balance	Balance	Balance
3	Investment Number / Beginning Balance	FERC Account	2/28/2025	3/31/2025	4/30/2025	5/31/2025	6/30/2025	7/31/2025	8/31/2025	9/30/2025
3140	T601001658	367.1	$ -	$ -	$ -	$ -	$ -	$ -	$ -	$ -
3141	T601001658	368.0	$ -	$ -	$ -	$ -	$ -	$ -	$ -	$ -
3142	T601001658	369.0	$ -	$ -	$ -	$ -	$ -	$ -	$ -	$ -
3143	T601001659	367.1	$ -	$ -	$ -	$ -	$ -	$ -	$ -	$ -
3144	T601001659	368.0	$ -	$ -	$ -	$ -	$ -	$ -	$ -	$ -
3145	T601001659	369.0	$ -	$ -	$ -	$ -	$ -	$ -	$ -	$ -
3146	T601001660	367.1	$ -	$ -	$ -	$ -	$ -	$ -	$ -	$ -
3147	T601001660	368.0	$ -	$ -	$ -	$ -	$ -	$ -	$ -	$ -
3148	T601001660	369.0	$ -	$ -	$ -	$ -	$ -	$ -	$ -	$ -
3149	T601001661	367.1	$ -	$ -	$ -	$ -	$ -	$ -	$ -	$ -
3150	T601001661	368.0	$ -	$ -	$ -	$ -	$ -	$ -	$ -	$ -
3151	T601001661	369.0	$ -	$ -	$ -	$ -	$ -	$ -	$ -	$ -
3152	T601001662	367.1	$ -	$ -	$ -	$ -	$ -	$ -	$ -	$ -
3153	T601001662	368.0	$ -	$ -	$ -	$ -	$ -	$ -	$ -	$ -
3154	T601001662	369.0	$ -	$ -	$ -	$ -	$ -	$ -	$ -	$ -
3155	T624001663	367.1	$ -	$ -	$ -	$ -	$ -	$ -	$ -	$ -
3156	T624001663	368.0	$ -	$ -	$ -	$ -	$ -	$ -	$ -	$ -
3157	T624001663	369.0	$ -	$ -	$ -	$ -	$ -	$ -	$ -	$ -
3158	T660001664	367.1	$ -	$ -	$ -	$ -	$ -	$ -	$ -	$ -
3159	T660001664	368.0	$ -	$ -	$ -	$ -	$ -	$ -	$ -	$ -
3160	T660001664	369.0	$ -	$ -	$ -	$ -	$ -	$ -	$ -	$ -
3161	T680001665	367.1	$ -	$ -	$ -	$ -	$ -	$ -	$ -	$ -
3162	T680001665	368.0	$ -	$ -	$ -	$ -	$ -	$ -	$ -	$ -
3163	T680001665	369.0	$ -	$ -	$ -	$ -	$ -	$ -	$ -	$ -
3164	680001666	381.0	$ -	$ -	$ -	$ -	$ -	$ -	$ -	$ -
3165	680001667	381.0	$ -	$ -	$ -	$ -	$ -	$ -	$ -	$ -
3166	T680001668	367.1	$ -	$ -	$ -	$ -	$ -	$ -	$ -	$ -
3167	T680001668	368.0	$ -	$ -	$ -	$ -	$ -	$ -	$ -	$ -
3168	T680001668	369.0	$ -	$ -	$ -	$ -	$ -	$ -	$ -	$ -
3169	T680001669	367.1	$ -	$ -	$ -	$ -	$ -	$ -	$ -	$ -
3170	T680001669	368.0	$ -	$ -	$ -	$ -	$ -	$ -	$ -	$ -
3171	T680001669	369.0	$ -	$ -	$ -	$ -	$ -	$ -	$ -	$ -
3172	T621001670	367.1	$ -	$ -	$ -	$ -	$ -	$ -	$ -	$ -
3173	T621001670	368.0	$ -	$ -	$ -	$ -	$ -	$ -	$ -	$ -
3174	T621001670	369.0	$ -	$ -	$ -	$ -	$ -	$ -	$ -	$ -
3175	T621001671	367.1	$ -	$ -	$ -	$ -	$ -	$ -	$ -	$ -
3176	T621001671	368.0	$ -	$ -	$ -	$ -	$ -	$ -	$ -	$ -
3177	T621001671	369.0	$ -	$ -	$ -	$ -	$ -	$ -	$ -	$ -
3178	T680001672	367.1	$ -	$ -	$ -	$ -	$ -	$ -	$ -	$ -
3179	T680001672	368.0	$ -	$ -	$ -	$ -	$ -	$ -	$ -	$ -
3180	T680001672	369.0	$ -	$ -	$ -	$ -	$ -	$ -	$ -	$ -
3181	T660001673	367.1	$ -	$ -	$ -	$ -	$ -	$ -	$ -	$ -
3182	T660001673	368.0	$ -	$ -	$ -	$ -	$ -	$ -	$ -	$ -
3183	T660001673	369.0	$ -	$ -	$ -	$ -	$ -	$ -	$ -	$ -
3184	T660001674	367.1	$ -	$ -	$ -	$ -	$ -	$ -	$ -	$ -
3185	T660001674	368.0	$ -	$ -	$ -	$ -	$ -	$ -	$ -	$ -
3186	T660001674	369.0	$ -	$ -	$ -	$ -	$ -	$ -	$ -	$ -
3187	T624001675	369.0	$ -	$ -	$ -	$ -	$ -	$ -	$ -	$ -
3188	T680001676	367.1	$ -	$ -	$ -	$ -	$ -	$ -	$ -	$ -

Sponsored by NMGC Witness Erik C. Buchanan

NEW MEXICO GAS COMPANY, INC.

Gross Balances
Base Period - 12 Months Ending March 31, 2023
Future Test Year - 12 Months Ending September 30, 2025

	A	B	C	D	E	F	G	H	I	J	K	L	M
1			Adjusted Base Period										
2			Balance	Balance	Balance	Balance	Balance	Balance	Balance	Balance	Balance	Balance	Balance
3	Investment Number / Beginning Balance	FERC Account	3/31/2023	4/30/2023	5/31/2023	6/30/2023	7/31/2023	8/31/2023	9/30/2023	10/31/2023	11/30/2023	12/31/2023	1/31/2024
3189	T680001676	368.0	$ -	$ -	$ -	$ -	$ -	$ -	$ -	$ -	$ -	$ -	$ -
3190	T680001676	369.0	$ -	$ -	$ -	$ -	$ -	$ -	$ -	$ -	$ -	$ -	$ -
3191	T660001677	367.1	$ -	$ -	$ -	$ -	$ -	$ -	$ -	$ -	$ -	$ -	$ -
3192	T660001677	368.0	$ -	$ -	$ -	$ -	$ -	$ -	$ -	$ -	$ -	$ -	$ -
3193	T660001677	369.0	$ -	$ -	$ -	$ -	$ -	$ -	$ -	$ -	$ -	$ -	$ -
3194	T660001678	367.1	$ -	$ -	$ -	$ -	$ -	$ -	$ -	$ -	$ -	$ -	$ -
3195	T660001678	368.0	$ -	$ -	$ -	$ -	$ -	$ -	$ -	$ -	$ -	$ -	$ -
3196	T660001678	369.0	$ -	$ -	$ -	$ -	$ -	$ -	$ -	$ -	$ -	$ -	$ -
3197	T680001679	367.1	$ -	$ -	$ -	$ -	$ -	$ -	$ -	$ -	$ -	$ -	$ -
3198	T680001679	368.0	$ -	$ -	$ -	$ -	$ -	$ -	$ -	$ -	$ -	$ -	$ -
3199	T680001679	369.0	$ -	$ -	$ -	$ -	$ -	$ -	$ -	$ -	$ -	$ -	$ -
3200	T624001680	367.1	$ -	$ -	$ -	$ -	$ -	$ -	$ -	$ -	$ -	$ -	$ -
3201	T624001680	368.0	$ -	$ -	$ -	$ -	$ -	$ -	$ -	$ -	$ -	$ -	$ -
3202	T624001680	369.0	$ -	$ -	$ -	$ -	$ -	$ -	$ -	$ -	$ -	$ -	$ -
3203	T680001681	367.1	$ -	$ -	$ -	$ -	$ -	$ -	$ -	$ -	$ -	$ -	$ -
3204	T680001681	368.0	$ -	$ -	$ -	$ -	$ -	$ -	$ -	$ -	$ -	$ -	$ -
3205	T680001681	369.0	$ -	$ -	$ -	$ -	$ -	$ -	$ -	$ -	$ -	$ -	$ -
3206	T624001682	368.0	$ -	$ -	$ -	$ -	$ -	$ -	$ -	$ -	$ -	$ -	$ -
3207	T624001682	369.0	$ -	$ -	$ -	$ -	$ -	$ -	$ -	$ -	$ -	$ -	$ -
3208	601001683	390.0	$ -	$ -	$ -	$ -	$ -	$ -	$ -	$ -	$ -	$ -	$ -
3209	601001684	391.2	$ -	$ -	$ -	$ 659,923	$ 659,923	$ 659,923	$ 659,923	$ 659,923	$ 659,923	$ 659,923	$ 659,923
3210	601001684	397.0	$ -	$ -	$ -	$ 24,747	$ 24,747	$ 24,747	$ 24,747	$ 24,747	$ 24,747	$ 24,747	$ 24,747
3211	601001684	398.0	$ -	$ -	$ -	$ 140,234	$ 140,234	$ 140,234	$ 140,234	$ 140,234	$ 140,234	$ 140,234	$ 140,234
3212	T624001685	367.1	$ -	$ -	$ (4,116)	$ (4,116)	$ (4,116)	$ (4,116)	$ (4,116)	$ (4,116)	$ (4,116)	$ (4,116)	$ (4,116)
3213	T624001685	368.0	$ -	$ -	$ (588)	$ (588)	$ (588)	$ (588)	$ (588)	$ (588)	$ (588)	$ (588)	$ (588)
3214	T624001685	369.0	$ -	$ -	$ (1,176)	$ (1,176)	$ (1,176)	$ (1,176)	$ (1,176)	$ (1,176)	$ (1,176)	$ (1,176)	$ (1,176)
3215	T680001686	367.1	$ -	$ -	$ -	$ -	$ -	$ -	$ -	$ -	$ -	$ -	$ -
3216	T680001686	368.0	$ -	$ -	$ -	$ -	$ -	$ -	$ -	$ -	$ -	$ -	$ -
3217	T680001686	369.0	$ -	$ -	$ -	$ -	$ -	$ -	$ -	$ -	$ -	$ -	$ -
3218	T660001687	367.1	$ -	$ -	$ -	$ -	$ -	$ -	$ -	$ -	$ -	$ -	$ -
3219	T660001687	368.0	$ -	$ -	$ -	$ -	$ -	$ -	$ -	$ -	$ -	$ -	$ -
3220	T660001687	369.0	$ -	$ -	$ -	$ -	$ -	$ -	$ -	$ -	$ -	$ -	$ -
3221	T660001688	367.1	$ -	$ -	$ -	$ -	$ -	$ -	$ -	$ -	$ -	$ -	$ -
3222	T660001688	368.0	$ -	$ -	$ -	$ -	$ -	$ -	$ -	$ -	$ -	$ -	$ -
3223	T660001688	369.0	$ -	$ -	$ -	$ -	$ -	$ -	$ -	$ -	$ -	$ -	$ -
3224	601001689	303.3	$ -	$ -	$ -	$ -	$ -	$ -	$ -	$ -	$ -	$ -	$ -
3225	601001690	303.3	$ -	$ -	$ -	$ -	$ -	$ -	$ -	$ -	$ -	$ -	$ -
3226	T610001691	368.0	$ -	$ -	$ -	$ -	$ -	$ -	$ -	$ -	$ -	$ -	$ -
3227	T610001691	369.0	$ -	$ -	$ -	$ -	$ -	$ -	$ -	$ -	$ -	$ -	$ -
3228	T610001692	368.0	$ -	$ -	$ -	$ -	$ -	$ 55,677	$ 55,677	$ 55,677	$ 55,677	$ 55,677	$ 55,677
3229	T610001692	369.0	$ -	$ -	$ -	$ -	$ -	$ 222,707	$ 222,707	$ 222,707	$ 222,707	$ 222,707	$ 222,707
3230	T610001693	368.0	$ -	$ -	$ -	$ -	$ -	$ -	$ -	$ -	$ -	$ -	$ -
3231	T610001693	369.0	$ -	$ -	$ -	$ -	$ -	$ -	$ -	$ -	$ -	$ -	$ -
3232	601001694	303.3	$ -	$ -	$ -	$ -	$ -	$ -	$ -	$ -	$ -	$ -	$ -
3233	601001695	303.3	$ -	$ -	$ -	$ -	$ -	$ -	$ -	$ -	$ -	$ -	$ -
3234	601001696	303.3	$ -	$ -	$ 586	$ 586	$ 586	$ 586	$ 586	$ 586	$ 586	$ 586	$ 586
3235	601001697	303.3	$ -	$ -	$ -	$ 794,116	$ 794,116	$ 794,116	$ 794,116	$ 794,116	$ 794,116	$ 794,116	$ 794,116
3236	601001698	303.3	$ -	$ -	$ 87,226	$ 87,226	$ 87,226	$ 87,226	$ 87,226	$ 87,226	$ 87,226	$ 87,226	$ 87,226
3237	601001699	303.3	$ -	$ -	$ 810	$ 810	$ 810	$ 810	$ 810	$ 810	$ 810	$ 810	$ 810

Sponsored by NMGC Witness Erik C. Buchanan

NEW MEXICO GAS COMPANY, INC.

Gross Balances
Base Period - 12 Months Ending March 31, 2023
Future Test Year - 12 Months Ending September 30, 2025

	A	B	N	O	P	Q	R	S	T	U	V	W	X	Y
1														
2			Balance	Balance	Balance	Balance	Balance	Balance	Balance	Balance	Balance	Balance	Balance	Balance
3	Investment Number / Beginning Balance	FERC Account	2/29/2024	3/31/2024	4/30/2024	5/31/2024	6/30/2024	7/31/2024	8/31/2024	9/30/2024	10/31/2024	11/30/2024	12/31/2024	1/31/2025
3189	T680001676	368.0	$ -	$ -	$ -	$ -	$ -	$ -	$ -	$ -	$ -	$ -	$ -	$ -
3190	T680001676	369.0	$ -	$ -	$ -	$ -	$ -	$ -	$ -	$ -	$ -	$ -	$ -	$ -
3191	T660001677	367.1	$ -	$ -	$ -	$ -	$ -	$ -	$ -	$ -	$ -	$ -	$ -	$ -
3192	T660001677	368.0	$ -	$ -	$ -	$ -	$ -	$ -	$ -	$ -	$ -	$ -	$ -	$ -
3193	T660001677	369.0	$ -	$ -	$ -	$ -	$ -	$ -	$ -	$ -	$ -	$ -	$ -	$ -
3194	T660001678	367.1	$ -	$ -	$ -	$ -	$ -	$ -	$ -	$ -	$ -	$ -	$ -	$ -
3195	T660001678	368.0	$ -	$ -	$ -	$ -	$ -	$ -	$ -	$ -	$ -	$ -	$ -	$ -
3196	T660001678	369.0	$ -	$ -	$ -	$ -	$ -	$ -	$ -	$ -	$ -	$ -	$ -	$ -
3197	T680001679	367.1	$ -	$ -	$ -	$ -	$ -	$ -	$ -	$ -	$ -	$ -	$ -	$ -
3198	T680001679	368.0	$ -	$ -	$ -	$ -	$ -	$ -	$ -	$ -	$ -	$ -	$ -	$ -
3199	T680001679	369.0	$ -	$ -	$ -	$ -	$ -	$ -	$ -	$ -	$ -	$ -	$ -	$ -
3200	T624001680	367.1	$ -	$ -	$ -	$ -	$ -	$ -	$ -	$ -	$ -	$ -	$ -	$ -
3201	T624001680	368.0	$ -	$ -	$ -	$ -	$ -	$ -	$ -	$ -	$ -	$ -	$ -	$ -
3202	T624001680	369.0	$ -	$ -	$ -	$ -	$ -	$ -	$ -	$ -	$ -	$ -	$ -	$ -
3203	T680001681	367.1	$ -	$ -	$ -	$ -	$ -	$ -	$ -	$ -	$ -	$ -	$ -	$ -
3204	T680001681	368.0	$ -	$ -	$ -	$ -	$ -	$ -	$ -	$ -	$ -	$ -	$ -	$ -
3205	T680001681	369.0	$ -	$ -	$ -	$ -	$ -	$ -	$ -	$ -	$ -	$ -	$ -	$ -
3206	T624001682	368.0	$ -	$ -	$ -	$ -	$ -	$ -	$ -	$ -	$ -	$ -	$ -	$ -
3207	T624001682	369.0	$ -	$ -	$ -	$ -	$ -	$ -	$ -	$ -	$ -	$ -	$ -	$ -
3208	601001683	390.0	$ -	$ -	$ -	$ -	$ -	$ -	$ -	$ -	$ -	$ -	$ -	$ -
3209	601001684	391.2	$ 659,923	$ 659,923	$ 659,923	$ 659,923	$ 659,923	$ 659,923	$ 659,923	$ 659,923	$ 659,923	$ 659,923	$ 659,923	$ 659,923
3210	601001684	397.0	$ 24,747	$ 24,747	$ 24,747	$ 24,747	$ 24,747	$ 24,747	$ 24,747	$ 24,747	$ 24,747	$ 24,747	$ 24,747	$ 24,747
3211	601001684	398.0	$ 140,234	$ 140,234	$ 140,234	$ 140,234	$ 140,234	$ 140,234	$ 140,234	$ 140,234	$ 140,234	$ 140,234	$ 140,234	$ 140,234
3212	T624001685	367.1	$ (4,116)	$ (4,116)	$ (4,116)	$ (4,116)	$ (4,116)	$ (4,116)	$ (4,116)	$ (4,116)	$ (4,116)	$ (4,116)	$ (4,116)	$ (4,116)
3213	T624001685	368.0	$ (588)	$ (588)	$ (588)	$ (588)	$ (588)	$ (588)	$ (588)	$ (588)	$ (588)	$ (588)	$ (588)	$ (588)
3214	T624001685	369.0	$ (1,176)	$ (1,176)	$ (1,176)	$ (1,176)	$ (1,176)	$ (1,176)	$ (1,176)	$ (1,176)	$ (1,176)	$ (1,176)	$ (1,176)	$ (1,176)
3215	T680001686	367.1	$ -	$ -	$ -	$ -	$ -	$ -	$ -	$ -	$ -	$ -	$ -	$ -
3216	T680001686	368.0	$ -	$ -	$ -	$ -	$ -	$ -	$ -	$ -	$ -	$ -	$ -	$ -
3217	T680001686	369.0	$ -	$ -	$ -	$ -	$ -	$ -	$ -	$ -	$ -	$ -	$ -	$ -
3218	T660001687	367.1	$ -	$ -	$ -	$ -	$ -	$ -	$ -	$ -	$ -	$ -	$ -	$ -
3219	T660001687	368.0	$ -	$ -	$ -	$ -	$ -	$ -	$ -	$ -	$ -	$ -	$ -	$ -
3220	T660001687	369.0	$ -	$ -	$ -	$ -	$ -	$ -	$ -	$ -	$ -	$ -	$ -	$ -
3221	T660001688	367.1	$ -	$ -	$ -	$ -	$ -	$ -	$ -	$ -	$ -	$ -	$ -	$ -
3222	T660001688	368.0	$ -	$ -	$ -	$ -	$ -	$ -	$ -	$ -	$ -	$ -	$ -	$ -
3223	T660001688	369.0	$ -	$ -	$ -	$ -	$ -	$ -	$ -	$ -	$ -	$ -	$ -	$ -
3224	601001689	303.3	$ -	$ -	$ -	$ -	$ -	$ -	$ -	$ -	$ -	$ -	$ -	$ -
3225	601001690	303.3	$ -	$ -	$ -	$ -	$ -	$ -	$ -	$ -	$ -	$ -	$ -	$ -
3226	T610001691	368.0	$ -	$ -	$ -	$ -	$ -	$ -	$ -	$ -	$ -	$ -	$ -	$ -
3227	T610001691	369.0	$ -	$ -	$ -	$ -	$ -	$ -	$ -	$ -	$ -	$ -	$ -	$ -
3228	T610001692	368.0	$ 55,677	$ 55,677	$ 55,677	$ 55,677	$ 55,677	$ 55,677	$ 55,677	$ 55,677	$ 55,677	$ 55,677	$ 55,677	$ 55,677
3229	T610001692	369.0	$ 222,707	$ 222,707	$ 222,707	$ 222,707	$ 222,707	$ 222,707	$ 222,707	$ 222,707	$ 222,707	$ 222,707	$ 222,707	$ 222,707
3230	T610001693	368.0	$ -	$ -	$ -	$ -	$ -	$ -	$ -	$ -	$ -	$ -	$ -	$ -
3231	T610001693	369.0	$ -	$ -	$ -	$ -	$ -	$ -	$ -	$ -	$ -	$ -	$ -	$ -
3232	601001694	303.3	$ -	$ -	$ -	$ -	$ -	$ -	$ -	$ -	$ -	$ -	$ -	$ -
3233	601001695	303.3	$ -	$ -	$ -	$ -	$ -	$ -	$ -	$ -	$ -	$ -	$ -	$ -
3234	601001696	303.3	$ 586	$ 586	$ 586	$ 586	$ 586	$ 586	$ 586	$ 586	$ 586	$ 586	$ 586	$ 586
3235	601001697	303.3	$ 794,116	$ 794,116	$ 794,116	$ 794,116	$ 794,116	$ 794,116	$ 794,116	$ 794,116	$ 794,116	$ 794,116	$ 794,116	$ 794,116
3236	601001698	303.3	$ 87,226	$ 87,226	$ 87,226	$ 87,226	$ 87,226	$ 87,226	$ 87,226	$ 87,226	$ 87,226	$ 87,226	$ 87,226	$ 87,226
3237	601001699	303.3	$ 810	$ 810	$ 810	$ 810	$ 810	$ 810	$ 810	$ 810	$ 810	$ 810	$ 810	$ 810

Sponsored by NMGC Witness Erik C. Buchanan

NEW MEXICO GAS COMPANY, INC.

Gross Balances
Base Period - 12 Months Ending March 31, 2023
Future Test Year - 12 Months Ending September 30, 2025

	A	B	Z	AA	AB	AC	AD	AE	AF	AG
1										
2			Balance	Balance	Balance	Balance	Balance	Balance	Balance	Balance
3	Investment Number / Beginning Balance	FERC Account	2/28/2025	3/31/2025	4/30/2025	5/31/2025	6/30/2025	7/31/2025	8/31/2025	9/30/2025
3189	T680001676	368.0	$ -	$ -	$ -	$ -	$ -	$ -	$ -	$ -
3190	T680001676	369.0	$ -	$ -	$ -	$ -	$ -	$ -	$ -	$ -
3191	T660001677	367.1	$ -	$ -	$ -	$ -	$ -	$ -	$ -	$ -
3192	T660001677	368.0	$ -	$ -	$ -	$ -	$ -	$ -	$ -	$ -
3193	T660001677	369.0	$ -	$ -	$ -	$ -	$ -	$ -	$ -	$ -
3194	T660001678	367.1	$ -	$ -	$ -	$ -	$ -	$ -	$ -	$ -
3195	T660001678	368.0	$ -	$ -	$ -	$ -	$ -	$ -	$ -	$ -
3196	T660001678	369.0	$ -	$ -	$ -	$ -	$ -	$ -	$ -	$ -
3197	T680001679	367.1	$ -	$ -	$ -	$ -	$ -	$ -	$ -	$ -
3198	T680001679	368.0	$ -	$ -	$ -	$ -	$ -	$ -	$ -	$ -
3199	T680001679	369.0	$ -	$ -	$ -	$ -	$ -	$ -	$ -	$ -
3200	T624001680	367.1	$ -	$ -	$ -	$ -	$ -	$ -	$ -	$ -
3201	T624001680	368.0	$ -	$ -	$ -	$ -	$ -	$ -	$ -	$ -
3202	T624001680	369.0	$ -	$ -	$ -	$ -	$ -	$ -	$ -	$ -
3203	T680001681	367.1	$ -	$ -	$ -	$ -	$ -	$ -	$ -	$ -
3204	T680001681	368.0	$ -	$ -	$ -	$ -	$ -	$ -	$ -	$ -
3205	T680001681	369.0	$ -	$ -	$ -	$ -	$ -	$ -	$ -	$ -
3206	T624001682	368.0	$ -	$ -	$ -	$ -	$ -	$ -	$ -	$ -
3207	T624001682	369.0	$ -	$ -	$ -	$ -	$ -	$ -	$ -	$ -
3208	601001683	390.0	$ -	$ -	$ -	$ -	$ -	$ -	$ -	$ -
3209	601001684	391.2	$ 659,923	$ 659,923	$ 659,923	$ 659,923	$ 659,923	$ 659,923	$ 659,923	$ 659,923
3210	601001684	397.0	$ 24,747	$ 24,747	$ 24,747	$ 24,747	$ 24,747	$ 24,747	$ 24,747	$ 24,747
3211	601001684	398.0	$ 140,234	$ 140,234	$ 140,234	$ 140,234	$ 140,234	$ 140,234	$ 140,234	$ 140,234
3212	T624001685	367.1	$ (4,116)	$ (4,116)	$ (4,116)	$ (4,116)	$ (4,116)	$ (4,116)	$ (4,116)	$ (4,116)
3213	T624001685	368.0	$ (588)	$ (588)	$ (588)	$ (588)	$ (588)	$ (588)	$ (588)	$ (588)
3214	T624001685	369.0	$ (1,176)	$ (1,176)	$ (1,176)	$ (1,176)	$ (1,176)	$ (1,176)	$ (1,176)	$ (1,176)
3215	T680001686	367.1	$ -	$ -	$ -	$ -	$ -	$ -	$ -	$ -
3216	T680001686	368.0	$ -	$ -	$ -	$ -	$ -	$ -	$ -	$ -
3217	T680001686	369.0	$ -	$ -	$ -	$ -	$ -	$ -	$ -	$ -
3218	T660001687	367.1	$ -	$ -	$ -	$ -	$ -	$ -	$ -	$ -
3219	T660001687	368.0	$ -	$ -	$ -	$ -	$ -	$ -	$ -	$ -
3220	T660001687	369.0	$ -	$ -	$ -	$ -	$ -	$ -	$ -	$ -
3221	T660001688	367.1	$ -	$ -	$ -	$ -	$ -	$ -	$ -	$ -
3222	T660001688	368.0	$ -	$ -	$ -	$ -	$ -	$ -	$ -	$ -
3223	T660001688	369.0	$ -	$ -	$ -	$ -	$ -	$ -	$ -	$ -
3224	601001689	303.3	$ -	$ -	$ -	$ -	$ -	$ -	$ -	$ -
3225	601001690	303.3	$ -	$ -	$ -	$ -	$ -	$ -	$ -	$ -
3226	T610001691	368.0	$ -	$ -	$ -	$ -	$ -	$ -	$ -	$ -
3227	T610001691	369.0	$ -	$ -	$ -	$ -	$ -	$ -	$ -	$ -
3228	T610001692	368.0	$ 55,677	$ 55,677	$ 55,677	$ 55,677	$ 55,677	$ 55,677	$ 55,677	$ 55,677
3229	T610001692	369.0	$ 222,707	$ 222,707	$ 222,707	$ 222,707	$ 222,707	$ 222,707	$ 222,707	$ 222,707
3230	T610001693	368.0	$ -	$ -	$ -	$ -	$ -	$ -	$ -	$ -
3231	T610001693	369.0	$ -	$ -	$ -	$ -	$ -	$ -	$ -	$ -
3232	601001694	303.3	$ -	$ -	$ -	$ -	$ -	$ -	$ -	$ -
3233	601001695	303.3	$ -	$ -	$ -	$ -	$ -	$ -	$ -	$ -
3234	601001696	303.3	$ 586	$ 586	$ 586	$ 586	$ 586	$ 586	$ 586	$ 586
3235	601001697	303.3	$ 794,116	$ 794,116	$ 794,116	$ 794,116	$ 794,116	$ 794,116	$ 794,116	$ 794,116
3236	601001698	303.3	$ 87,226	$ 87,226	$ 87,226	$ 87,226	$ 87,226	$ 87,226	$ 87,226	$ 87,226
3237	601001699	303.3	$ 810	$ 810	$ 810	$ 810	$ 810	$ 810	$ 810	$ 810

Sponsored by NMGC Witness Erik C. Buchanan

NEW MEXICO GAS COMPANY, INC.

Gross Balances
Base Period - 12 Months Ending March 31, 2023
Future Test Year - 12 Months Ending September 30, 2025

	A	B	C	D	E	F	G	H	I	J	K	L	M
1			Adjusted Base Period										
2			Balance	Balance	Balance	Balance	Balance	Balance	Balance	Balance	Balance	Balance	Balance
3	Investment Number / Beginning Balance	FERC Account	3/31/2023	4/30/2023	5/31/2023	6/30/2023	7/31/2023	8/31/2023	9/30/2023	10/31/2023	11/30/2023	12/31/2023	1/31/2024
3238	601001700	303.3	$ -	$ -	$ -	$ -	$ -	$ -	$ -	$ -	$ 275,330	$ 275,330	$ 275,330
3239	601001701	303.3	$ -	$ -	$ -	$ -	$ -	$ -	$ -	$ -	$ -	$ -	$ -
3240	601001702	303.3	$ -	$ -	$ -	$ -	$ -	$ -	$ -	$ -	$ -	$ -	$ -
3241	601001703	303.3	$ -	$ -	$ -	$ -	$ -	$ -	$ -	$ -	$ -	$ -	$ 118,895
3242	601001704	303.3	$ -	$ -	$ -	$ -	$ -	$ -	$ -	$ -	$ -	$ -	$ 60,067
3243	601001705	303.3	$ -	$ -	$ -	$ -	$ -	$ -	$ -	$ -	$ -	$ -	$ -
3244	601001706	303.3	$ -	$ -	$ -	$ -	$ -	$ -	$ -	$ -	$ -	$ -	$ -
3245	601001707	303.3	$ -	$ -	$ -	$ -	$ -	$ -	$ -	$ -	$ -	$ -	$ -
3246	601001708	303.3	$ -	$ -	$ -	$ -	$ -	$ -	$ -	$ -	$ -	$ -	$ -
3247	601001709	303.3	$ -	$ -	$ -	$ -	$ -	$ -	$ -	$ -	$ -	$ -	$ -
3248	601001710	303.3	$ -	$ -	$ -	$ -	$ -	$ -	$ -	$ -	$ -	$ -	$ -
3249	601001711	303.3	$ -	$ -	$ -	$ -	$ -	$ -	$ -	$ -	$ -	$ -	$ -
3250	601001712	303.3	$ -	$ -	$ -	$ -	$ -	$ -	$ -	$ -	$ -	$ -	$ -
3251	601001713	303.3	$ -	$ -	$ -	$ -	$ -	$ 8,607	$ 8,607	$ 8,607	$ 8,607	$ 8,607	$ 8,607
3252	601001714	303.3	$ -	$ -	$ -	$ -	$ -	$ -	$ -	$ -	$ -	$ -	$ -
3253	601001715	303.3	$ -	$ -	$ -	$ -	$ -	$ -	$ -	$ -	$ -	$ -	$ -
3254	601001716	391.2	$ -	$ -	$ -	$ -	$ -	$ -	$ -	$ -	$ -	$ -	$ -
3255	601001716	397.0	$ -	$ -	$ -	$ -	$ -	$ -	$ -	$ -	$ -	$ -	$ -
3256	601001716	398.0	$ -	$ -	$ -	$ -	$ -	$ -	$ -	$ -	$ -	$ -	$ -
3257	601001717	391.2	$ -	$ -	$ -	$ -	$ -	$ -	$ -	$ -	$ -	$ -	$ -
3258	601001717	397.0	$ -	$ -	$ -	$ -	$ -	$ -	$ -	$ -	$ -	$ -	$ -
3259	601001717	398.0	$ -	$ -	$ -	$ -	$ -	$ -	$ -	$ -	$ -	$ -	$ -
3260	601001718	391.2	$ -	$ -	$ -	$ -	$ -	$ -	$ -	$ -	$ -	$ -	$ -
3261	601001718	397.0	$ -	$ -	$ -	$ -	$ -	$ -	$ -	$ -	$ -	$ -	$ -
3262	601001718	398.0	$ -	$ -	$ -	$ -	$ -	$ -	$ -	$ -	$ -	$ -	$ -
3263	601001719	391.2	$ -	$ -	$ -	$ -	$ -	$ -	$ -	$ -	$ -	$ -	$ -
3264	601001719	397.0	$ -	$ -	$ -	$ -	$ -	$ -	$ -	$ -	$ -	$ -	$ -
3265	601001719	398.0	$ -	$ -	$ -	$ -	$ -	$ -	$ -	$ -	$ -	$ -	$ -
3266	601001720	391.2	$ -	$ -	$ -	$ -	$ -	$ -	$ -	$ -	$ -	$ -	$ -
3267	601001720	397.0	$ -	$ -	$ -	$ -	$ -	$ -	$ -	$ -	$ -	$ -	$ -
3268	601001720	398.0	$ -	$ -	$ -	$ -	$ -	$ -	$ -	$ -	$ -	$ -	$ -
3269	601001721	391.2	$ -	$ -	$ -	$ -	$ -	$ -	$ -	$ -	$ -	$ -	$ -
3270	601001721	397.0	$ -	$ -	$ -	$ -	$ -	$ -	$ -	$ -	$ -	$ -	$ -
3271	601001721	398.0	$ -	$ -	$ -	$ -	$ -	$ -	$ -	$ -	$ -	$ -	$ -
3272	601001722	391.2	$ -	$ -	$ -	$ -	$ -	$ -	$ -	$ -	$ -	$ -	$ -
3273	601001722	397.0	$ -	$ -	$ -	$ -	$ -	$ -	$ -	$ -	$ -	$ -	$ -
3274	601001722	398.0	$ -	$ -	$ -	$ -	$ -	$ -	$ -	$ -	$ -	$ -	$ -
3275	601001723	391.2	$ -	$ -	$ -	$ -	$ -	$ -	$ -	$ -	$ -	$ -	$ -
3276	601001723	397.0	$ -	$ -	$ -	$ -	$ -	$ -	$ -	$ -	$ -	$ -	$ -
3277	601001723	398.0	$ -	$ -	$ -	$ -	$ -	$ -	$ -	$ -	$ -	$ -	$ -
3278	601001724	390.0	$ -	$ -	$ -	$ -	$ -	$ -	$ -	$ -	$ -	$ -	$ -
3279	601001725	391.2	$ -	$ -	$ -	$ -	$ -	$ -	$ -	$ -	$ -	$ -	$ -
3280	601001725	397.0	$ -	$ -	$ -	$ -	$ -	$ -	$ -	$ -	$ -	$ -	$ -
3281	601001725	398.0	$ -	$ -	$ -	$ -	$ -	$ -	$ -	$ -	$ -	$ -	$ -
3282	T624001726	368.0	$ -	$ -	$ -	$ -	$ -	$ -	$ -	$ -	$ -	$ -	$ -
3283	T624001726	369.0	$ -	$ -	$ -	$ -	$ -	$ -	$ -	$ -	$ -	$ -	$ -
3284	601001727	303.3	$ -	$ -	$ -	$ -	$ -	$ -	$ -	$ -	$ -	$ -	$ -
3285	T610001729	367.1	$ -	$ -	$ -	$ -	$ -	$ -	$ -	$ -	$ -	$ -	$ -
3286	627001731	376.1	$ -	$ -	$ -	$ -	$ -	$ -	$ -	$ -	$ -	$ -	$ -

Sponsored by NMGC Witness Erik C. Buchanan

WP Plant 3 Gross Balances

NEW MEXICO GAS COMPANY, INC.

Gross Balances
Base Period - 12 Months Ending March 31, 2023
Future Test Year - 12 Months Ending September 30, 2025

	A	B	N	O	P	Q	R	S	T	U	V	W	X	Y
1														
2			Balance	Balance	Balance	Balance	Balance	Balance	Balance	Balance	Balance	Balance	Balance	Balance
3	Investment Number / Beginning Balance	FERC Account	2/29/2024	3/31/2024	4/30/2024	5/31/2024	6/30/2024	7/31/2024	8/31/2024	9/30/2024	10/31/2024	11/30/2024	12/31/2024	1/31/2025
3238	601001700	303.3	$ 275,330	$ 275,330	$ 275,330	$ 275,330	$ 275,330	$ 275,330	$ 275,330	$ 275,330	$ 275,330	$ 275,330	$ 275,330	$ 275,330
3239	601001701	303.3	$ -	$ -	$ -	$ -	$ -	$ -	$ -	$ -	$ -	$ -	$ -	$ -
3240	601001702	303.3	$ -	$ -	$ -	$ -	$ -	$ -	$ -	$ -	$ -	$ -	$ -	$ -
3241	601001703	303.3	$ 118,895	$ 118,895	$ 118,895	$ 118,895	$ 118,895	$ 118,895	$ 118,895	$ 118,895	$ 118,895	$ 118,895	$ 118,895	$ 118,895
3242	601001704	303.3	$ 60,067	$ 60,067	$ 60,067	$ 60,067	$ 60,067	$ 60,067	$ 60,067	$ 60,067	$ 60,067	$ 60,067	$ 60,067	$ 60,067
3243	601001705	303.3	$ -	$ -	$ -	$ -	$ -	$ -	$ -	$ -	$ -	$ -	$ -	$ 458,841
3244	601001706	303.3	$ -	$ -	$ -	$ -	$ -	$ -	$ -	$ -	$ -	$ -	$ -	$ -
3245	601001707	303.3	$ -	$ -	$ -	$ -	$ -	$ -	$ -	$ -	$ -	$ -	$ -	$ -
3246	601001708	303.3	$ -	$ -	$ -	$ -	$ -	$ -	$ -	$ -	$ -	$ -	$ -	$ -
3247	601001709	303.3	$ -	$ -	$ -	$ -	$ -	$ -	$ -	$ -	$ -	$ -	$ -	$ -
3248	601001710	303.3	$ -	$ -	$ -	$ -	$ -	$ -	$ -	$ -	$ -	$ -	$ -	$ -
3249	601001711	303.3	$ -	$ -	$ -	$ -	$ -	$ -	$ -	$ -	$ -	$ -	$ -	$ -
3250	601001712	303.3	$ -	$ -	$ -	$ -	$ -	$ -	$ -	$ -	$ -	$ -	$ -	$ -
3251	601001713	303.3	$ 8,607	$ 8,607	$ 8,607	$ 8,607	$ 8,607	$ 8,607	$ 8,607	$ 8,607	$ 8,607	$ 8,607	$ 8,607	$ 8,607
3252	601001714	303.3	$ -	$ -	$ -	$ -	$ -	$ -	$ -	$ -	$ -	$ -	$ -	$ -
3253	601001715	303.3	$ -	$ -	$ -	$ -	$ -	$ -	$ -	$ -	$ -	$ -	$ -	$ -
3254	601001716	391.2	$ -	$ 1,256	$ 1,256	$ 1,256	$ 101,381	$ 101,381	$ 101,381	$ 228,681	$ 228,681	$ 228,681	$ 333,016	$ 333,016
3255	601001716	397.0	$ -	$ 47	$ 47	$ 47	$ 3,802	$ 3,802	$ 3,802	$ 8,576	$ 8,576	$ 8,576	$ 12,488	$ 12,488
3256	601001716	398.0	$ -	$ 267	$ 267	$ 267	$ 21,543	$ 21,543	$ 21,543	$ 48,595	$ 48,595	$ 48,595	$ 70,766	$ 70,766
3257	601001717	391.2	$ -	$ -	$ -	$ -	$ -	$ -	$ -	$ -	$ -	$ -	$ -	$ -
3258	601001717	397.0	$ -	$ -	$ -	$ -	$ -	$ -	$ -	$ -	$ -	$ -	$ -	$ -
3259	601001717	398.0	$ -	$ -	$ -	$ -	$ -	$ -	$ -	$ -	$ -	$ -	$ -	$ -
3260	601001718	391.2	$ -	$ -	$ -	$ -	$ -	$ -	$ -	$ -	$ -	$ -	$ -	$ -
3261	601001718	397.0	$ -	$ -	$ -	$ -	$ -	$ -	$ -	$ -	$ -	$ -	$ -	$ -
3262	601001718	398.0	$ -	$ -	$ -	$ -	$ -	$ -	$ -	$ -	$ -	$ -	$ -	$ -
3263	601001719	391.2	$ -	$ -	$ -	$ -	$ -	$ -	$ -	$ -	$ -	$ -	$ -	$ -
3264	601001719	397.0	$ -	$ -	$ -	$ -	$ -	$ -	$ -	$ -	$ -	$ -	$ -	$ -
3265	601001719	398.0	$ -	$ -	$ -	$ -	$ -	$ -	$ -	$ -	$ -	$ -	$ -	$ -
3266	601001720	391.2	$ -	$ -	$ -	$ -	$ -	$ -	$ -	$ -	$ -	$ -	$ -	$ 42,798
3267	601001720	397.0	$ -	$ -	$ -	$ -	$ -	$ -	$ -	$ -	$ -	$ -	$ -	$ 1,605
3268	601001720	398.0	$ -	$ -	$ -	$ -	$ -	$ -	$ -	$ -	$ -	$ -	$ -	$ 9,095
3269	601001721	391.2	$ -	$ -	$ -	$ -	$ -	$ -	$ -	$ -	$ -	$ -	$ -	$ -
3270	601001721	397.0	$ -	$ -	$ -	$ -	$ -	$ -	$ -	$ -	$ -	$ -	$ -	$ -
3271	601001721	398.0	$ -	$ -	$ -	$ -	$ -	$ -	$ -	$ -	$ -	$ -	$ -	$ -
3272	601001722	391.2	$ -	$ -	$ -	$ -	$ -	$ -	$ -	$ -	$ -	$ -	$ -	$ -
3273	601001722	397.0	$ -	$ -	$ -	$ -	$ -	$ -	$ -	$ -	$ -	$ -	$ -	$ -
3274	601001722	398.0	$ -	$ -	$ -	$ -	$ -	$ -	$ -	$ -	$ -	$ -	$ -	$ -
3275	601001723	391.2	$ -	$ -	$ -	$ -	$ -	$ -	$ -	$ -	$ -	$ -	$ -	$ -
3276	601001723	397.0	$ -	$ -	$ -	$ -	$ -	$ -	$ -	$ -	$ -	$ -	$ -	$ -
3277	601001723	398.0	$ -	$ -	$ -	$ -	$ -	$ -	$ -	$ -	$ -	$ -	$ -	$ -
3278	601001724	390.0	$ -	$ -	$ -	$ -	$ -	$ -	$ -	$ -	$ -	$ -	$ -	$ -
3279	601001725	391.2	$ -	$ -	$ -	$ -	$ -	$ -	$ -	$ -	$ -	$ -	$ -	$ -
3280	601001725	397.0	$ -	$ -	$ -	$ -	$ -	$ -	$ -	$ -	$ -	$ -	$ -	$ -
3281	601001725	398.0	$ -	$ -	$ -	$ -	$ -	$ -	$ -	$ -	$ -	$ -	$ -	$ -
3282	T624001726	368.0	$ -	$ -	$ -	$ -	$ -	$ -	$ -	$ -	$ -	$ -	$ -	$ -
3283	T624001726	369.0	$ -	$ -	$ -	$ -	$ -	$ -	$ -	$ -	$ -	$ -	$ -	$ -
3284	601001727	303.3	$ -	$ -	$ -	$ -	$ -	$ -	$ -	$ -	$ -	$ -	$ -	$ -
3285	T610001729	367.1	$ -	$ -	$ -	$ -	$ -	$ -	$ -	$ -	$ -	$ -	$ -	$ -
3286	627001731	376.1	$ -	$ -	$ -	$ -	$ -	$ -	$ -	$ -	$ -	$ -	$ -	$ -

Sponsored by NMGC Witness Erik C. Buchanan

NEW MEXICO GAS COMPANY, INC.

Gross Balances
Base Period - 12 Months Ending March 31, 2023
Future Test Year - 12 Months Ending September 30, 2025

	A	B	Z	AA	AB	AC	AD	AE	AF	AG
1										
2			Balance	Balance	Balance	Balance	Balance	Balance	Balance	Balance
3	Investment Number / Beginning Balance	FERC Account	2/28/2025	3/31/2025	4/30/2025	5/31/2025	6/30/2025	7/31/2025	8/31/2025	9/30/2025
3238	601001700	303.3	$ 275,330	$ 275,330	$ 275,330	$ 275,330	$ 275,330	$ 275,330	$ 275,330	$ 275,330
3239	601001701	303.3	$ -	$ -	$ -	$ -	$ -	$ -	$ -	$ -
3240	601001702	303.3	$ -	$ -	$ -	$ -	$ -	$ -	$ -	$ -
3241	601001703	303.3	$ 118,895	$ 118,895	$ 118,895	$ 118,895	$ 118,895	$ 118,895	$ 118,895	$ 118,895
3242	601001704	303.3	$ 60,067	$ 60,067	$ 60,067	$ 60,067	$ 60,067	$ 60,067	$ 60,067	$ 60,067
3243	601001705	303.3	$ 458,841	$ 458,841	$ 458,841	$ 458,841	$ 458,841	$ 458,841	$ 458,841	$ 458,841
3244	601001706	303.3	$ -	$ -	$ -	$ -	$ -	$ -	$ -	$ -
3245	601001707	303.3	$ -	$ -	$ -	$ -	$ -	$ -	$ -	$ -
3246	601001708	303.3	$ -	$ -	$ -	$ -	$ -	$ -	$ -	$ -
3247	601001709	303.3	$ -	$ -	$ -	$ -	$ -	$ -	$ -	$ -
3248	601001710	303.3	$ -	$ -	$ -	$ -	$ -	$ -	$ -	$ -
3249	601001711	303.3	$ -	$ -	$ -	$ -	$ -	$ -	$ -	$ -
3250	601001712	303.3	$ -	$ -	$ -	$ -	$ -	$ -	$ -	$ -
3251	601001713	303.3	$ 8,607	$ 8,607	$ 8,607	$ 8,607	$ 8,607	$ 8,607	$ 8,607	$ 8,607
3252	601001714	303.3	$ -	$ -	$ -	$ -	$ -	$ -	$ -	$ -
3253	601001715	303.3	$ -	$ -	$ -	$ -	$ -	$ -	$ -	$ -
3254	601001716	391.2	$ 333,016	$ 333,016	$ 333,016	$ 333,016	$ 333,016	$ 333,016	$ 333,016	$ 333,016
3255	601001716	397.0	$ 12,488	$ 12,488	$ 12,488	$ 12,488	$ 12,488	$ 12,488	$ 12,488	$ 12,488
3256	601001716	398.0	$ 70,766	$ 70,766	$ 70,766	$ 70,766	$ 70,766	$ 70,766	$ 70,766	$ 70,766
3257	601001717	391.2	$ -	$ 57,822	$ 57,822	$ 57,822	$ 144,555	$ 144,555	$ 144,555	$ 231,289
3258	601001717	397.0	$ -	$ 2,168	$ 2,168	$ 2,168	$ 5,421	$ 5,421	$ 5,421	$ 8,673
3259	601001717	398.0	$ -	$ 12,287	$ 12,287	$ 12,287	$ 30,718	$ 30,718	$ 30,718	$ 49,149
3260	601001718	391.2	$ -	$ -	$ -	$ -	$ -	$ -	$ -	$ -
3261	601001718	397.0	$ -	$ -	$ -	$ -	$ -	$ -	$ -	$ -
3262	601001718	398.0	$ -	$ -	$ -	$ -	$ -	$ -	$ -	$ -
3263	601001719	391.2	$ -	$ -	$ -	$ -	$ -	$ -	$ -	$ -
3264	601001719	397.0	$ -	$ -	$ -	$ -	$ -	$ -	$ -	$ -
3265	601001719	398.0	$ -	$ -	$ -	$ -	$ -	$ -	$ -	$ -
3266	601001720	391.2	$ 42,798	$ 42,798	$ 42,798	$ 42,798	$ 42,798	$ 42,798	$ 42,798	$ 42,798
3267	601001720	397.0	$ 1,605	$ 1,605	$ 1,605	$ 1,605	$ 1,605	$ 1,605	$ 1,605	$ 1,605
3268	601001720	398.0	$ 9,095	$ 9,095	$ 9,095	$ 9,095	$ 9,095	$ 9,095	$ 9,095	$ 9,095
3269	601001721	391.2	$ -	$ -	$ -	$ -	$ -	$ -	$ -	$ -
3270	601001721	397.0	$ -	$ -	$ -	$ -	$ -	$ -	$ -	$ -
3271	601001721	398.0	$ -	$ -	$ -	$ -	$ -	$ -	$ -	$ -
3272	601001722	391.2	$ -	$ -	$ -	$ -	$ -	$ -	$ -	$ -
3273	601001722	397.0	$ -	$ -	$ -	$ -	$ -	$ -	$ -	$ -
3274	601001722	398.0	$ -	$ -	$ -	$ -	$ -	$ -	$ -	$ -
3275	601001723	391.2	$ -	$ -	$ -	$ -	$ -	$ -	$ -	$ -
3276	601001723	397.0	$ -	$ -	$ -	$ -	$ -	$ -	$ -	$ -
3277	601001723	398.0	$ -	$ -	$ -	$ -	$ -	$ -	$ -	$ -
3278	601001724	390.0	$ -	$ -	$ -	$ -	$ -	$ -	$ -	$ -
3279	601001725	391.2	$ -	$ -	$ -	$ 15,246	$ 15,246	$ 15,246	$ 15,246	$ 15,246
3280	601001725	397.0	$ -	$ -	$ -	$ 572	$ 572	$ 572	$ 572	$ 572
3281	601001725	398.0	$ -	$ -	$ -	$ 3,240	$ 3,240	$ 3,240	$ 3,240	$ 3,240
3282	T624001726	368.0	$ -	$ -	$ -	$ -	$ -	$ -	$ -	$ -
3283	T624001726	369.0	$ -	$ -	$ -	$ -	$ -	$ -	$ -	$ -
3284	601001727	303.3	$ -	$ -	$ -	$ -	$ -	$ -	$ -	$ -
3285	T610001729	367.1	$ -	$ -	$ -	$ -	$ -	$ -	$ -	$ -
3286	627001731	376.1	$ -	$ -	$ -	$ -	$ -	$ -	$ -	$ -

Sponsored by NMGC Witness Erik C. Buchanan

NEW MEXICO GAS COMPANY, INC.

Gross Balances
Base Period - 12 Months Ending March 31, 2023
Future Test Year - 12 Months Ending September 30, 2025

	A	B	C	D	E	F	G	H	I	J	K	L	M
1			Adjusted Base Period										
2			Balance	Balance	Balance	Balance	Balance	Balance	Balance	Balance	Balance	Balance	Balance
3	Investment Number / Beginning Balance	FERC Account	3/31/2023	4/30/2023	5/31/2023	6/30/2023	7/31/2023	8/31/2023	9/30/2023	10/31/2023	11/30/2023	12/31/2023	1/31/2024
3287	627001731	376.2	$ -	$ -	$ -	$ -	$ -	$ -	$ -	$ -	$ -	$ -	$ -
3288	627001731	376.4	$ -	$ -	$ -	$ -	$ -	$ -	$ -	$ -	$ -	$ -	$ -
3289	627001731	380.0	$ -	$ -	$ -	$ -	$ -	$ -	$ -	$ -	$ -	$ -	$ -
3290	684001732	376.1	$ -	$ -	$ -	$ -	$ -	$ -	$ -	$ -	$ -	$ -	$ -
3291	684001732	376.2	$ -	$ -	$ -	$ -	$ -	$ -	$ -	$ -	$ -	$ -	$ -
3292	684001732	376.4	$ -	$ -	$ -	$ -	$ -	$ -	$ -	$ -	$ -	$ -	$ -
3293	684001732	380.0	$ -	$ -	$ -	$ -	$ -	$ -	$ -	$ -	$ -	$ -	$ -
3294	T680001733	367.1	$ -	$ -	$ -	$ -	$ -	$ -	$ -	$ -	$ -	$ -	$ -
3295	T680001733	368.0	$ -	$ -	$ -	$ -	$ -	$ -	$ -	$ -	$ -	$ -	$ -
3296	T680001733	369.0	$ -	$ -	$ -	$ -	$ -	$ -	$ -	$ -	$ -	$ -	$ -
3297	T621001734	367.1	$ -	$ -	$ -	$ -	$ -	$ -	$ -	$ -	$ -	$ -	$ -
3298	T621001734	368.0	$ -	$ -	$ -	$ -	$ -	$ -	$ -	$ -	$ -	$ -	$ -
3299	T621001734	369.0	$ -	$ -	$ -	$ -	$ -	$ -	$ -	$ -	$ -	$ -	$ -
3300	T680001735	367.1	$ -	$ -	$ -	$ -	$ -	$ -	$ -	$ -	$ -	$ -	$ -
3301	T680001735	368.0	$ -	$ -	$ -	$ -	$ -	$ -	$ -	$ -	$ -	$ -	$ -
3302	T680001735	369.0	$ -	$ -	$ -	$ -	$ -	$ -	$ -	$ -	$ -	$ -	$ -
3303	T610001736	367.1	$ -	$ -	$ -	$ -	$ -	$ -	$ -	$ -	$ -	$ -	$ -
3304	T610001736	368.0	$ -	$ -	$ -	$ -	$ -	$ -	$ -	$ -	$ -	$ -	$ -
3305	T610001736	369.0	$ -	$ -	$ -	$ -	$ -	$ -	$ -	$ -	$ -	$ -	$ -
3306	632001737	390.0	$ -	$ -	$ -	$ -	$ -	$ -	$ 137,878	$ 137,878	$ 137,878	$ 137,878	$ 137,878
3307	684001738	376.1	$ -	$ -	$ -	$ -	$ -	$ -	$ -	$ -	$ -	$ -	$ -
3308	684001738	376.2	$ -	$ -	$ -	$ -	$ -	$ -	$ -	$ -	$ -	$ -	$ -
3309	684001738	376.4	$ -	$ -	$ -	$ -	$ -	$ -	$ -	$ -	$ -	$ -	$ -
3310	684001738	380.0	$ -	$ -	$ -	$ -	$ -	$ -	$ -	$ -	$ -	$ -	$ -
3311	626001739	376.1	$ -	$ -	$ -	$ -	$ -	$ -	$ -	$ -	$ -	$ -	$ -
3312	626001739	376.2	$ -	$ -	$ -	$ -	$ -	$ -	$ -	$ -	$ -	$ -	$ -
3313	626001739	376.4	$ -	$ -	$ -	$ -	$ -	$ -	$ -	$ -	$ -	$ -	$ -
3314	626001739	380.0	$ -	$ -	$ -	$ -	$ -	$ -	$ -	$ -	$ -	$ -	$ -
3315	610001741	376.1	$ -	$ -	$ -	$ -	$ -	$ -	$ -	$ -	$ -	$ -	$ -
3316	610001741	376.2	$ -	$ -	$ -	$ -	$ -	$ -	$ -	$ -	$ -	$ -	$ -
3317	610001741	376.4	$ -	$ -	$ -	$ -	$ -	$ -	$ -	$ -	$ -	$ -	$ -
3318	610001741	380.0	$ -	$ -	$ -	$ -	$ -	$ -	$ -	$ -	$ -	$ -	$ -
3319	T624001742	367.1	$ -	$ -	$ -	$ -	$ -	$ -	$ -	$ -	$ -	$ -	$ -
3320	T624001742	368.0	$ -	$ -	$ -	$ -	$ -	$ -	$ -	$ -	$ -	$ -	$ -
3321	T624001742	369.0	$ -	$ -	$ -	$ -	$ -	$ -	$ -	$ -	$ -	$ -	$ -
3322	610001743	376.1	$ -	$ -	$ -	$ -	$ -	$ -	$ -	$ -	$ -	$ -	$ -
3323	610001743	376.2	$ -	$ -	$ -	$ -	$ -	$ -	$ -	$ -	$ -	$ -	$ -
3324	610001743	376.4	$ -	$ -	$ -	$ -	$ -	$ -	$ -	$ -	$ -	$ -	$ -
3325	610001743	380.0	$ -	$ -	$ -	$ -	$ -	$ -	$ -	$ -	$ -	$ -	$ -
3326	T624001744	367.1	$ -	$ -	$ -	$ -	$ -	$ -	$ -	$ -	$ -	$ -	$ -
3327	T624001744	368.0	$ -	$ -	$ -	$ -	$ -	$ -	$ -	$ -	$ -	$ -	$ -
3328	T624001744	369.0	$ -	$ -	$ -	$ -	$ -	$ -	$ -	$ -	$ -	$ -	$ -
3329	T660001745	367.1	$ -	$ -	$ -	$ -	$ -	$ -	$ -	$ -	$ -	$ -	$ -
3330	T660001745	368.0	$ -	$ -	$ -	$ -	$ -	$ -	$ -	$ -	$ -	$ -	$ -
3331	T660001745	369.0	$ -	$ -	$ -	$ -	$ -	$ -	$ -	$ -	$ -	$ -	$ -
3332	T680001746	367.1	$ -	$ -	$ -	$ -	$ -	$ -	$ -	$ 70,468	$ 70,468	$ 70,468	$ 70,468
3333	T680001746	368.0	$ -	$ -	$ -	$ -	$ -	$ -	$ -	$ 10,067	$ 10,067	$ 10,067	$ 10,067
3334	T680001746	369.0	$ -	$ -	$ -	$ -	$ -	$ -	$ -	$ 20,134	$ 20,134	$ 20,134	$ 20,134
3335	T610001747	367.1	$ -	$ -	$ -	$ -	$ -	$ -	$ -	$ -	$ -	$ -	$ -

Sponsored by NMGC Witness Erik C. Buchanan

NEW MEXICO GAS COMPANY, INC.

Gross Balances
Base Period - 12 Months Ending March 31, 2023
Future Test Year - 12 Months Ending September 30, 2025

	A	B	N	O	P	Q	R	S	T	U	V	W	X	Y
1														
2			Balance	Balance	Balance	Balance	Balance	Balance	Balance	Balance	Balance	Balance	Balance	Balance
3	Investment Number / Beginning Balance	FERC Account	2/29/2024	3/31/2024	4/30/2024	5/31/2024	6/30/2024	7/31/2024	8/31/2024	9/30/2024	10/31/2024	11/30/2024	12/31/2024	1/31/2025
3287	627001731	376.2	$ -	$ -	$ -	$ -	$ -	$ -	$ -	$ -	$ -	$ -	$ -	$ -
3288	627001731	376.4	$ -	$ -	$ -	$ -	$ -	$ -	$ -	$ -	$ -	$ -	$ -	$ -
3289	627001731	380.0	$ -	$ -	$ -	$ -	$ -	$ -	$ -	$ -	$ -	$ -	$ -	$ -
3290	684001732	376.1	$ -	$ -	$ -	$ -	$ -	$ -	$ -	$ -	$ -	$ -	$ -	$ -
3291	684001732	376.2	$ -	$ -	$ -	$ -	$ -	$ -	$ -	$ -	$ -	$ -	$ -	$ -
3292	684001732	376.4	$ -	$ -	$ -	$ -	$ -	$ -	$ -	$ -	$ -	$ -	$ -	$ -
3293	684001732	380.0	$ -	$ -	$ -	$ -	$ -	$ -	$ -	$ -	$ -	$ -	$ -	$ -
3294	T680001733	367.1	$ -	$ -	$ -	$ -	$ -	$ -	$ -	$ -	$ -	$ -	$ -	$ -
3295	T680001733	368.0	$ -	$ -	$ -	$ -	$ -	$ -	$ -	$ -	$ -	$ -	$ -	$ -
3296	T680001733	369.0	$ -	$ -	$ -	$ -	$ -	$ -	$ -	$ -	$ -	$ -	$ -	$ -
3297	T621001734	367.1	$ -	$ -	$ -	$ -	$ -	$ -	$ -	$ -	$ -	$ -	$ -	$ -
3298	T621001734	368.0	$ -	$ -	$ -	$ -	$ -	$ -	$ -	$ -	$ -	$ -	$ -	$ -
3299	T621001734	369.0	$ -	$ -	$ -	$ -	$ -	$ -	$ -	$ -	$ -	$ -	$ -	$ -
3300	T680001735	367.1	$ -	$ -	$ -	$ -	$ -	$ -	$ -	$ -	$ -	$ -	$ -	$ -
3301	T680001735	368.0	$ -	$ -	$ -	$ -	$ -	$ -	$ -	$ -	$ -	$ -	$ -	$ -
3302	T680001735	369.0	$ -	$ -	$ -	$ -	$ -	$ -	$ -	$ -	$ -	$ -	$ -	$ -
3303	T610001736	367.1	$ -	$ -	$ -	$ -	$ -	$ -	$ -	$ -	$ -	$ -	$ -	$ -
3304	T610001736	368.0	$ -	$ -	$ -	$ -	$ -	$ -	$ -	$ -	$ -	$ -	$ -	$ -
3305	T610001736	369.0	$ -	$ -	$ -	$ -	$ -	$ -	$ -	$ -	$ -	$ -	$ -	$ -
3306	632001737	390.0	$ 137,878	$ 137,878	$ 137,878	$ 137,878	$ 137,878	$ 137,878	$ 137,878	$ 137,878	$ 137,878	$ 137,878	$ 137,878	$ 137,878
3307	684001738	376.1	$ -	$ -	$ -	$ -	$ -	$ -	$ -	$ -	$ -	$ -	$ -	$ -
3308	684001738	376.2	$ -	$ -	$ -	$ -	$ -	$ -	$ -	$ -	$ -	$ -	$ -	$ -
3309	684001738	376.4	$ -	$ -	$ -	$ -	$ -	$ -	$ -	$ -	$ -	$ -	$ -	$ -
3310	684001738	380.0	$ -	$ -	$ -	$ -	$ -	$ -	$ -	$ -	$ -	$ -	$ -	$ -
3311	626001739	376.1	$ -	$ -	$ -	$ -	$ -	$ -	$ -	$ -	$ -	$ -	$ -	$ -
3312	626001739	376.2	$ -	$ -	$ -	$ -	$ -	$ -	$ -	$ -	$ -	$ -	$ -	$ -
3313	626001739	376.4	$ -	$ -	$ -	$ -	$ -	$ -	$ -	$ -	$ -	$ -	$ -	$ -
3314	626001739	380.0	$ -	$ -	$ -	$ -	$ -	$ -	$ -	$ -	$ -	$ -	$ -	$ -
3315	610001741	376.1	$ -	$ -	$ -	$ -	$ -	$ -	$ -	$ -	$ -	$ -	$ -	$ -
3316	610001741	376.2	$ -	$ -	$ -	$ -	$ -	$ -	$ -	$ -	$ -	$ -	$ -	$ -
3317	610001741	376.4	$ -	$ -	$ -	$ -	$ -	$ -	$ -	$ -	$ -	$ -	$ -	$ -
3318	610001741	380.0	$ -	$ -	$ -	$ -	$ -	$ -	$ -	$ -	$ -	$ -	$ -	$ -
3319	T624001742	367.1	$ -	$ -	$ -	$ -	$ -	$ -	$ -	$ -	$ -	$ -	$ -	$ -
3320	T624001742	368.0	$ -	$ -	$ -	$ -	$ -	$ -	$ -	$ -	$ -	$ -	$ -	$ -
3321	T624001742	369.0	$ -	$ -	$ -	$ -	$ -	$ -	$ -	$ -	$ -	$ -	$ -	$ -
3322	610001743	376.1	$ -	$ -	$ -	$ -	$ -	$ -	$ -	$ -	$ -	$ -	$ -	$ -
3323	610001743	376.2	$ -	$ -	$ -	$ -	$ -	$ -	$ -	$ -	$ -	$ -	$ -	$ -
3324	610001743	376.4	$ -	$ -	$ -	$ -	$ -	$ -	$ -	$ -	$ -	$ -	$ -	$ -
3325	610001743	380.0	$ -	$ -	$ -	$ -	$ -	$ -	$ -	$ -	$ -	$ -	$ -	$ -
3326	T624001744	367.1	$ -	$ -	$ -	$ -	$ -	$ -	$ -	$ -	$ -	$ -	$ -	$ -
3327	T624001744	368.0	$ -	$ -	$ -	$ -	$ -	$ -	$ -	$ -	$ -	$ -	$ -	$ -
3328	T624001744	369.0	$ -	$ -	$ -	$ -	$ -	$ -	$ -	$ -	$ -	$ -	$ -	$ -
3329	T660001745	367.1	$ -	$ -	$ -	$ -	$ -	$ -	$ -	$ -	$ -	$ -	$ -	$ -
3330	T660001745	368.0	$ -	$ -	$ -	$ -	$ -	$ -	$ -	$ -	$ -	$ -	$ -	$ -
3331	T660001745	369.0	$ -	$ -	$ -	$ -	$ -	$ -	$ -	$ -	$ -	$ -	$ -	$ -
3332	T680001746	367.1	$ 70,468	$ 70,468	$ 70,468	$ 70,468	$ 70,468	$ 70,468	$ 70,468	$ 70,468	$ 70,468	$ 70,468	$ 70,468	$ 70,468
3333	T680001746	368.0	$ 10,067	$ 10,067	$ 10,067	$ 10,067	$ 10,067	$ 10,067	$ 10,067	$ 10,067	$ 10,067	$ 10,067	$ 10,067	$ 10,067
3334	T680001746	369.0	$ 20,134	$ 20,134	$ 20,134	$ 20,134	$ 20,134	$ 20,134	$ 20,134	$ 20,134	$ 20,134	$ 20,134	$ 20,134	$ 20,134
3335	T610001747	367.1	$ -	$ -	$ -	$ -	$ -	$ -	$ -	$ -	$ -	$ -	$ -	$ -

Sponsored by NMGC Witness Erik C. Buchanan

WP Plant 3 Gross Balances

NEW MEXICO GAS COMPANY, INC.

Gross Balances
Base Period - 12 Months Ending March 31, 2023
Future Test Year - 12 Months Ending September 30, 2025

	A	B	Z	AA	AB	AC	AD	AE	AF	AG
1										
2			Balance	Balance	Balance	Balance	Balance	Balance	Balance	Balance
3	Investment Number / Beginning Balance	FERC Account	2/28/2025	3/31/2025	4/30/2025	5/31/2025	6/30/2025	7/31/2025	8/31/2025	9/30/2025
3287	627001731	376.2	$ -	$ -	$ -	$ -	$ -	$ -	$ -	$ -
3288	627001731	376.4	$ -	$ -	$ -	$ -	$ -	$ -	$ -	$ -
3289	627001731	380.0	$ -	$ -	$ -	$ -	$ -	$ -	$ -	$ -
3290	684001732	376.1	$ -	$ -	$ -	$ -	$ -	$ -	$ -	$ -
3291	684001732	376.2	$ -	$ -	$ -	$ -	$ -	$ -	$ -	$ -
3292	684001732	376.4	$ -	$ -	$ -	$ -	$ -	$ -	$ -	$ -
3293	684001732	380.0	$ -	$ -	$ -	$ -	$ -	$ -	$ -	$ -
3294	T680001733	367.1	$ -	$ -	$ -	$ -	$ -	$ -	$ -	$ -
3295	T680001733	368.0	$ -	$ -	$ -	$ -	$ -	$ -	$ -	$ -
3296	T680001733	369.0	$ -	$ -	$ -	$ -	$ -	$ -	$ -	$ -
3297	T621001734	367.1	$ -	$ -	$ -	$ -	$ -	$ -	$ -	$ -
3298	T621001734	368.0	$ -	$ -	$ -	$ -	$ -	$ -	$ -	$ -
3299	T621001734	369.0	$ -	$ -	$ -	$ -	$ -	$ -	$ -	$ -
3300	T680001735	367.1	$ -	$ -	$ -	$ -	$ -	$ -	$ -	$ -
3301	T680001735	368.0	$ -	$ -	$ -	$ -	$ -	$ -	$ -	$ -
3302	T680001735	369.0	$ -	$ -	$ -	$ -	$ -	$ -	$ -	$ -
3303	T610001736	367.1	$ -	$ -	$ -	$ -	$ -	$ -	$ -	$ -
3304	T610001736	368.0	$ -	$ -	$ -	$ -	$ -	$ -	$ -	$ -
3305	T610001736	369.0	$ -	$ -	$ -	$ -	$ -	$ -	$ -	$ -
3306	632001737	390.0	$ 137,878	$ 137,878	$ 137,878	$ 137,878	$ 137,878	$ 137,878	$ 137,878	$ 137,878
3307	684001738	376.1	$ -	$ -	$ -	$ -	$ -	$ -	$ -	$ -
3308	684001738	376.2	$ -	$ -	$ -	$ -	$ -	$ -	$ -	$ -
3309	684001738	376.4	$ -	$ -	$ -	$ -	$ -	$ -	$ -	$ -
3310	684001738	380.0	$ -	$ -	$ -	$ -	$ -	$ -	$ -	$ -
3311	626001739	376.1	$ -	$ -	$ -	$ -	$ -	$ -	$ -	$ -
3312	626001739	376.2	$ -	$ -	$ -	$ -	$ -	$ -	$ -	$ -
3313	626001739	376.4	$ -	$ -	$ -	$ -	$ -	$ -	$ -	$ -
3314	626001739	380.0	$ -	$ -	$ -	$ -	$ -	$ -	$ -	$ -
3315	610001741	376.1	$ -	$ -	$ -	$ -	$ -	$ -	$ -	$ -
3316	610001741	376.2	$ -	$ -	$ -	$ -	$ -	$ -	$ -	$ -
3317	610001741	376.4	$ -	$ -	$ -	$ -	$ -	$ -	$ -	$ -
3318	610001741	380.0	$ -	$ -	$ -	$ -	$ -	$ -	$ -	$ -
3319	T624001742	367.1	$ -	$ -	$ -	$ -	$ -	$ -	$ -	$ -
3320	T624001742	368.0	$ -	$ -	$ -	$ -	$ -	$ -	$ -	$ -
3321	T624001742	369.0	$ -	$ -	$ -	$ -	$ -	$ -	$ -	$ -
3322	610001743	376.1	$ -	$ -	$ -	$ -	$ -	$ -	$ -	$ -
3323	610001743	376.2	$ -	$ -	$ -	$ -	$ -	$ -	$ -	$ -
3324	610001743	376.4	$ -	$ -	$ -	$ -	$ -	$ -	$ -	$ -
3325	610001743	380.0	$ -	$ -	$ -	$ -	$ -	$ -	$ -	$ -
3326	T624001744	367.1	$ -	$ -	$ -	$ -	$ -	$ -	$ -	$ -
3327	T624001744	368.0	$ -	$ -	$ -	$ -	$ -	$ -	$ -	$ -
3328	T624001744	369.0	$ -	$ -	$ -	$ -	$ -	$ -	$ -	$ -
3329	T660001745	367.1	$ -	$ -	$ -	$ -	$ -	$ -	$ -	$ -
3330	T660001745	368.0	$ -	$ -	$ -	$ -	$ -	$ -	$ -	$ -
3331	T660001745	369.0	$ -	$ -	$ -	$ -	$ -	$ -	$ -	$ -
3332	T680001746	367.1	$ 70,468	$ 70,468	$ 70,468	$ 70,468	$ 70,468	$ 70,468	$ 70,468	$ 70,468
3333	T680001746	368.0	$ 10,067	$ 10,067	$ 10,067	$ 10,067	$ 10,067	$ 10,067	$ 10,067	$ 10,067
3334	T680001746	369.0	$ 20,134	$ 20,134	$ 20,134	$ 20,134	$ 20,134	$ 20,134	$ 20,134	$ 20,134
3335	T610001747	367.1	$ -	$ -	$ -	$ -	$ -	$ -	$ -	$ -

Sponsored by NMGC Witness Erik C. Buchanan

NEW MEXICO GAS COMPANY, INC.

Gross Balances
Base Period - 12 Months Ending March 31, 2023
Future Test Year - 12 Months Ending September 30, 2025

	A	B	C	D	E	F	G	H	I	J	K	L	M
1			Adjusted Base Period										
2			Balance	Balance	Balance	Balance	Balance	Balance	Balance	Balance	Balance	Balance	Balance
3	Investment Number / Beginning Balance	FERC Account	3/31/2023	4/30/2023	5/31/2023	6/30/2023	7/31/2023	8/31/2023	9/30/2023	10/31/2023	11/30/2023	12/31/2023	1/31/2024
3336	T610001747	368.0	$ -	$ -	$ -	$ -	$ -	$ -	$ -	$ -	$ -	$ -	$ -
3337	T610001747	369.0	$ -	$ -	$ -	$ -	$ -	$ -	$ -	$ -	$ -	$ -	$ -
3338	T680001748	367.1	$ -	$ -	$ -	$ -	$ -	$ -	$ -	$ -	$ -	$ -	$ -
3339	T680001748	368.0	$ -	$ -	$ -	$ -	$ -	$ -	$ -	$ -	$ -	$ -	$ -
3340	T680001748	369.0	$ -	$ -	$ -	$ -	$ -	$ -	$ -	$ -	$ -	$ -	$ -
3341	T624001749	367.1	$ -	$ -	$ -	$ -	$ -	$ -	$ -	$ -	$ -	$ -	$ -
3342	T624001749	368.0	$ -	$ -	$ -	$ -	$ -	$ -	$ -	$ -	$ -	$ -	$ -
3343	T624001749	369.0	$ -	$ -	$ -	$ -	$ -	$ -	$ -	$ -	$ -	$ -	$ -
3344	T610001750	367.1	$ -	$ -	$ -	$ -	$ -	$ -	$ -	$ -	$ -	$ -	$ -
3345	T610001750	368.0	$ -	$ -	$ -	$ -	$ -	$ -	$ -	$ -	$ -	$ -	$ -
3346	T610001750	369.0	$ -	$ -	$ -	$ -	$ -	$ -	$ -	$ -	$ -	$ -	$ -
3347	T680001751	367.1	$ -	$ -	$ -	$ -	$ -	$ -	$ -	$ -	$ -	$ -	$ -
3348	T680001751	368.0	$ -	$ -	$ -	$ -	$ -	$ -	$ -	$ -	$ -	$ -	$ -
3349	T680001751	369.0	$ -	$ -	$ -	$ -	$ -	$ -	$ -	$ -	$ -	$ -	$ -
3350	T626001752	369.0	$ -	$ -	$ -	$ -	$ -	$ -	$ -	$ -	$ -	$ -	$ -
3351	T621001753	367.1	$ -	$ -	$ -	$ -	$ -	$ -	$ -	$ -	$ -	$ -	$ -
3352	T621001753	368.0	$ -	$ -	$ -	$ -	$ -	$ -	$ -	$ -	$ -	$ -	$ -
3353	T621001753	369.0	$ -	$ -	$ -	$ -	$ -	$ -	$ -	$ -	$ -	$ -	$ -
3354	T680001754	367.1	$ -	$ -	$ -	$ -	$ -	$ -	$ -	$ -	$ -	$ 681,424	$ 681,424
3355	T680001754	368.0	$ -	$ -	$ -	$ -	$ -	$ -	$ -	$ -	$ -	$ 97,346	$ 97,346
3356	T680001754	369.0	$ -	$ -	$ -	$ -	$ -	$ -	$ -	$ -	$ -	$ 194,693	$ 194,693
3357	610001755	376.1	$ -	$ -	$ -	$ -	$ -	$ -	$ -	$ -	$ -	$ -	$ -
3358	610001755	376.2	$ -	$ -	$ -	$ -	$ -	$ -	$ -	$ -	$ -	$ -	$ -
3359	610001755	376.4	$ -	$ -	$ -	$ -	$ -	$ -	$ -	$ -	$ -	$ -	$ -
3360	610001755	380.0	$ -	$ -	$ -	$ -	$ -	$ -	$ -	$ -	$ -	$ -	$ -
3361	T626001756	368.0	$ -	$ -	$ -	$ -	$ -	$ -	$ -	$ -	$ -	$ -	$ -
3362	T626001756	369.0	$ -	$ -	$ -	$ -	$ -	$ -	$ -	$ -	$ -	$ -	$ -
3363	T624001757	367.1	$ -	$ -	$ -	$ -	$ -	$ -	$ -	$ -	$ -	$ -	$ -
3364	T624001757	368.0	$ -	$ -	$ -	$ -	$ -	$ -	$ -	$ -	$ -	$ -	$ -
3365	T624001757	369.0	$ -	$ -	$ -	$ -	$ -	$ -	$ -	$ -	$ -	$ -	$ -
3366	601001758	390.0	$ -	$ -	$ -	$ -	$ -	$ -	$ -	$ -	$ -	$ -	$ -
3367	601001759	390.0	$ -	$ -	$ -	$ -	$ -	$ -	$ -	$ -	$ -	$ -	$ -
3368	601001760	390.0	$ -	$ -	$ -	$ -	$ -	$ -	$ -	$ -	$ -	$ -	$ -
3369	610001761	376.1	$ -	$ -	$ -	$ -	$ 6,391	$ 6,391	$ 6,391	$ 6,391	$ 6,391	$ 6,391	$ 6,391
3370	610001761	376.2	$ -	$ -	$ -	$ -	$ 44,736	$ 44,736	$ 44,736	$ 44,736	$ 44,736	$ 44,736	$ 44,736
3371	610001761	376.4	$ -	$ -	$ -	$ -	$ 3,195	$ 3,195	$ 3,195	$ 3,195	$ 3,195	$ 3,195	$ 3,195
3372	610001761	380.0	$ -	$ -	$ -	$ -	$ 9,586	$ 9,586	$ 9,586	$ 9,586	$ 9,586	$ 9,586	$ 9,586
3373	T601001762	367.1	$ -	$ -	$ -	$ -	$ -	$ -	$ -	$ -	$ -	$ -	$ -
3374	T601001762	368.0	$ -	$ -	$ -	$ -	$ -	$ -	$ -	$ -	$ -	$ -	$ -
3375	T601001762	369.0	$ -	$ -	$ -	$ -	$ -	$ -	$ -	$ -	$ -	$ -	$ -
3376	T660001763	367.1	$ -	$ -	$ -	$ -	$ -	$ -	$ -	$ -	$ -	$ -	$ -
3377	T660001763	368.0	$ -	$ -	$ -	$ -	$ -	$ -	$ -	$ -	$ -	$ -	$ -
3378	T660001763	369.0	$ -	$ -	$ -	$ -	$ -	$ -	$ -	$ -	$ -	$ -	$ -
3379	T601001764	367.3	$ -	$ -	$ -	$ -	$ -	$ -	$ -	$ -	$ -	$ -	$ -
3380	T601001765	367.1	$ -	$ -	$ -	$ -	$ -	$ -	$ -	$ -	$ -	$ -	$ -
3381	T601001765	368.0	$ -	$ -	$ -	$ -	$ -	$ -	$ -	$ -	$ -	$ -	$ -
3382	T601001765	369.0	$ -	$ -	$ -	$ -	$ -	$ -	$ -	$ -	$ -	$ -	$ -
3383	T601001766	367.1	$ -	$ -	$ -	$ -	$ -	$ -	$ -	$ -	$ -	$ -	$ -
3384	T601001766	368.0	$ -	$ -	$ -	$ -	$ -	$ -	$ -	$ -	$ -	$ -	$ -

Sponsored by NMGC Witness Erik C. Buchanan

NEW MEXICO GAS COMPANY, INC.

Gross Balances
Base Period - 12 Months Ending March 31, 2023
Future Test Year - 12 Months Ending September 30, 2025

	A	B	N	O	P	Q	R	S	T	U	V	W	X	Y
1														
2			Balance	Balance	Balance	Balance	Balance	Balance	Balance	Balance	Balance	Balance	Balance	Balance
3	Investment Number / Beginning Balance	FERC Account	2/29/2024	3/31/2024	4/30/2024	5/31/2024	6/30/2024	7/31/2024	8/31/2024	9/30/2024	10/31/2024	11/30/2024	12/31/2024	1/31/2025
3336	T610001747	368.0	$ -	$ -	$ -	$ -	$ -	$ -	$ -	$ -	$ -	$ -	$ -	$ -
3337	T610001747	369.0	$ -	$ -	$ -	$ -	$ -	$ -	$ -	$ -	$ -	$ -	$ -	$ -
3338	T680001748	367.1	$ -	$ -	$ -	$ -	$ -	$ -	$ -	$ -	$ -	$ -	$ -	$ -
3339	T680001748	368.0	$ -	$ -	$ -	$ -	$ -	$ -	$ -	$ -	$ -	$ -	$ -	$ -
3340	T680001748	369.0	$ -	$ -	$ -	$ -	$ -	$ -	$ -	$ -	$ -	$ -	$ -	$ -
3341	T624001749	367.1	$ -	$ -	$ -	$ -	$ -	$ -	$ -	$ -	$ -	$ -	$ -	$ -
3342	T624001749	368.0	$ -	$ -	$ -	$ -	$ -	$ -	$ -	$ -	$ -	$ -	$ -	$ -
3343	T624001749	369.0	$ -	$ -	$ -	$ -	$ -	$ -	$ -	$ -	$ -	$ -	$ -	$ -
3344	T610001750	367.1	$ -	$ -	$ -	$ -	$ -	$ -	$ -	$ -	$ -	$ -	$ -	$ -
3345	T610001750	368.0	$ -	$ -	$ -	$ -	$ -	$ -	$ -	$ -	$ -	$ -	$ -	$ -
3346	T610001750	369.0	$ -	$ -	$ -	$ -	$ -	$ -	$ -	$ -	$ -	$ -	$ -	$ -
3347	T680001751	367.1	$ -	$ -	$ -	$ -	$ -	$ -	$ -	$ -	$ -	$ -	$ -	$ -
3348	T680001751	368.0	$ -	$ -	$ -	$ -	$ -	$ -	$ -	$ -	$ -	$ -	$ -	$ -
3349	T680001751	369.0	$ -	$ -	$ -	$ -	$ -	$ -	$ -	$ -	$ -	$ -	$ -	$ -
3350	T626001752	369.0	$ -	$ -	$ -	$ -	$ -	$ -	$ -	$ -	$ -	$ -	$ -	$ -
3351	T621001753	367.1	$ -	$ -	$ -	$ -	$ -	$ -	$ -	$ -	$ -	$ -	$ -	$ -
3352	T621001753	368.0	$ -	$ -	$ -	$ -	$ -	$ -	$ -	$ -	$ -	$ -	$ -	$ -
3353	T621001753	369.0	$ -	$ -	$ -	$ -	$ -	$ -	$ -	$ -	$ -	$ -	$ -	$ -
3354	T680001754	367.1	$ 681,424	$ 681,424	$ 681,424	$ 681,424	$ 681,424	$ 681,424	$ 681,424	$ 681,424	$ 681,424	$ 681,424	$ 681,424	$ 681,424
3355	T680001754	368.0	$ 97,346	$ 97,346	$ 97,346	$ 97,346	$ 97,346	$ 97,346	$ 97,346	$ 97,346	$ 97,346	$ 97,346	$ 97,346	$ 97,346
3356	T680001754	369.0	$ 194,693	$ 194,693	$ 194,693	$ 194,693	$ 194,693	$ 194,693	$ 194,693	$ 194,693	$ 194,693	$ 194,693	$ 194,693	$ 194,693
3357	610001755	376.1	$ -	$ -	$ -	$ -	$ -	$ -	$ -	$ -	$ -	$ -	$ -	$ -
3358	610001755	376.2	$ -	$ -	$ -	$ -	$ -	$ -	$ -	$ -	$ -	$ -	$ -	$ -
3359	610001755	376.4	$ -	$ -	$ -	$ -	$ -	$ -	$ -	$ -	$ -	$ -	$ -	$ -
3360	610001755	380.0	$ -	$ -	$ -	$ -	$ -	$ -	$ -	$ -	$ -	$ -	$ -	$ -
3361	T626001756	368.0	$ -	$ -	$ -	$ -	$ -	$ -	$ -	$ -	$ -	$ -	$ -	$ -
3362	T626001756	369.0	$ -	$ -	$ -	$ -	$ -	$ -	$ -	$ -	$ -	$ -	$ -	$ -
3363	T624001757	367.1	$ -	$ -	$ -	$ -	$ -	$ -	$ -	$ -	$ -	$ -	$ -	$ -
3364	T624001757	368.0	$ -	$ -	$ -	$ -	$ -	$ -	$ -	$ -	$ -	$ -	$ -	$ -
3365	T624001757	369.0	$ -	$ -	$ -	$ -	$ -	$ -	$ -	$ -	$ -	$ -	$ -	$ -
3366	601001758	390.0	$ -	$ -	$ -	$ -	$ -	$ -	$ -	$ -	$ -	$ -	$ -	$ -
3367	601001759	390.0	$ -	$ -	$ -	$ -	$ -	$ -	$ -	$ -	$ -	$ -	$ -	$ -
3368	601001760	390.0	$ -	$ -	$ -	$ -	$ -	$ -	$ -	$ -	$ -	$ -	$ -	$ -
3369	610001761	376.1	$ 6,391	$ 6,391	$ 6,391	$ 6,391	$ 6,391	$ 6,391	$ 6,391	$ 6,391	$ 6,391	$ 6,391	$ 6,391	$ 6,391
3370	610001761	376.2	$ 44,736	$ 44,736	$ 44,736	$ 44,736	$ 44,736	$ 44,736	$ 44,736	$ 44,736	$ 44,736	$ 44,736	$ 44,736	$ 44,736
3371	610001761	376.4	$ 3,195	$ 3,195	$ 3,195	$ 3,195	$ 3,195	$ 3,195	$ 3,195	$ 3,195	$ 3,195	$ 3,195	$ 3,195	$ 3,195
3372	610001761	380.0	$ 9,586	$ 9,586	$ 9,586	$ 9,586	$ 9,586	$ 9,586	$ 9,586	$ 9,586	$ 9,586	$ 9,586	$ 9,586	$ 9,586
3373	T601001762	367.1	$ -	$ -	$ -	$ -	$ -	$ -	$ -	$ -	$ -	$ -	$ -	$ -
3374	T601001762	368.0	$ -	$ -	$ -	$ -	$ -	$ -	$ -	$ -	$ -	$ -	$ -	$ -
3375	T601001762	369.0	$ -	$ -	$ -	$ -	$ -	$ -	$ -	$ -	$ -	$ -	$ -	$ -
3376	T660001763	367.1	$ -	$ -	$ -	$ -	$ -	$ -	$ -	$ -	$ -	$ -	$ -	$ -
3377	T660001763	368.0	$ -	$ -	$ -	$ -	$ -	$ -	$ -	$ -	$ -	$ -	$ -	$ -
3378	T660001763	369.0	$ -	$ -	$ -	$ -	$ -	$ -	$ -	$ -	$ -	$ -	$ -	$ -
3379	T601001764	367.3	$ -	$ -	$ -	$ -	$ -	$ -	$ -	$ -	$ -	$ -	$ -	$ -
3380	T601001765	367.1	$ -	$ -	$ -	$ -	$ -	$ -	$ -	$ -	$ -	$ -	$ -	$ -
3381	T601001765	368.0	$ -	$ -	$ -	$ -	$ -	$ -	$ -	$ -	$ -	$ -	$ -	$ -
3382	T601001765	369.0	$ -	$ -	$ -	$ -	$ -	$ -	$ -	$ -	$ -	$ -	$ -	$ -
3383	T601001766	367.1	$ -	$ -	$ -	$ -	$ -	$ -	$ -	$ -	$ -	$ -	$ -	$ -
3384	T601001766	368.0	$ -	$ -	$ -	$ -	$ -	$ -	$ -	$ -	$ -	$ -	$ -	$ -

Sponsored by NMGC Witness Erik C. Buchanan

NEW MEXICO GAS COMPANY, INC.

Gross Balances
Base Period - 12 Months Ending March 31, 2023
Future Test Year - 12 Months Ending September 30, 2025

	A	B	Z	AA	AB	AC	AD	AE	AF	AG
1										
2			Balance	Balance	Balance	Balance	Balance	Balance	Balance	Balance
3	Investment Number / Beginning Balance	FERC Account	2/28/2025	3/31/2025	4/30/2025	5/31/2025	6/30/2025	7/31/2025	8/31/2025	9/30/2025
3336	T610001747	368.0	$ -	$ -	$ -	$ -	$ -	$ -	$ -	$ -
3337	T610001747	369.0	$ -	$ -	$ -	$ -	$ -	$ -	$ -	$ -
3338	T680001748	367.1	$ -	$ -	$ -	$ -	$ -	$ -	$ -	$ -
3339	T680001748	368.0	$ -	$ -	$ -	$ -	$ -	$ -	$ -	$ -
3340	T680001748	369.0	$ -	$ -	$ -	$ -	$ -	$ -	$ -	$ -
3341	T624001749	367.1	$ -	$ -	$ -	$ -	$ -	$ -	$ -	$ -
3342	T624001749	368.0	$ -	$ -	$ -	$ -	$ -	$ -	$ -	$ -
3343	T624001749	369.0	$ -	$ -	$ -	$ -	$ -	$ -	$ -	$ -
3344	T610001750	367.1	$ -	$ -	$ -	$ -	$ -	$ -	$ -	$ -
3345	T610001750	368.0	$ -	$ -	$ -	$ -	$ -	$ -	$ -	$ -
3346	T610001750	369.0	$ -	$ -	$ -	$ -	$ -	$ -	$ -	$ -
3347	T680001751	367.1	$ -	$ -	$ -	$ -	$ -	$ -	$ -	$ -
3348	T680001751	368.0	$ -	$ -	$ -	$ -	$ -	$ -	$ -	$ -
3349	T680001751	369.0	$ -	$ -	$ -	$ -	$ -	$ -	$ -	$ -
3350	T626001752	369.0	$ -	$ -	$ -	$ -	$ -	$ -	$ -	$ -
3351	T621001753	367.1	$ -	$ -	$ -	$ -	$ -	$ -	$ -	$ -
3352	T621001753	368.0	$ -	$ -	$ -	$ -	$ -	$ -	$ -	$ -
3353	T621001753	369.0	$ -	$ -	$ -	$ -	$ -	$ -	$ -	$ -
3354	T680001754	367.1	$ 681,424	$ 681,424	$ 681,424	$ 681,424	$ 681,424	$ 681,424	$ 681,424	$ 681,424
3355	T680001754	368.0	$ 97,346	$ 97,346	$ 97,346	$ 97,346	$ 97,346	$ 97,346	$ 97,346	$ 97,346
3356	T680001754	369.0	$ 194,693	$ 194,693	$ 194,693	$ 194,693	$ 194,693	$ 194,693	$ 194,693	$ 194,693
3357	610001755	376.1	$ -	$ -	$ -	$ -	$ -	$ -	$ -	$ -
3358	610001755	376.2	$ -	$ -	$ -	$ -	$ -	$ -	$ -	$ -
3359	610001755	376.4	$ -	$ -	$ -	$ -	$ -	$ -	$ -	$ -
3360	610001755	380.0	$ -	$ -	$ -	$ -	$ -	$ -	$ -	$ -
3361	T626001756	368.0	$ -	$ -	$ -	$ -	$ -	$ -	$ -	$ -
3362	T626001756	369.0	$ -	$ -	$ -	$ -	$ -	$ -	$ -	$ -
3363	T624001757	367.1	$ -	$ -	$ -	$ -	$ -	$ -	$ -	$ -
3364	T624001757	368.0	$ -	$ -	$ -	$ -	$ -	$ -	$ -	$ -
3365	T624001757	369.0	$ -	$ -	$ -	$ -	$ -	$ -	$ -	$ -
3366	601001758	390.0	$ -	$ -	$ -	$ -	$ -	$ -	$ -	$ -
3367	601001759	390.0	$ -	$ -	$ -	$ -	$ -	$ -	$ -	$ -
3368	601001760	390.0	$ -	$ -	$ -	$ -	$ -	$ -	$ -	$ -
3369	610001761	376.1	$ 6,391	$ 6,391	$ 6,391	$ 6,391	$ 6,391	$ 6,391	$ 6,391	$ 6,391
3370	610001761	376.2	$ 44,736	$ 44,736	$ 44,736	$ 44,736	$ 44,736	$ 44,736	$ 44,736	$ 44,736
3371	610001761	376.4	$ 3,195	$ 3,195	$ 3,195	$ 3,195	$ 3,195	$ 3,195	$ 3,195	$ 3,195
3372	610001761	380.0	$ 9,586	$ 9,586	$ 9,586	$ 9,586	$ 9,586	$ 9,586	$ 9,586	$ 9,586
3373	T601001762	367.1	$ -	$ -	$ -	$ -	$ -	$ -	$ -	$ -
3374	T601001762	368.0	$ -	$ -	$ -	$ -	$ -	$ -	$ -	$ -
3375	T601001762	369.0	$ -	$ -	$ -	$ -	$ -	$ -	$ -	$ -
3376	T660001763	367.1	$ -	$ -	$ -	$ -	$ -	$ -	$ -	$ -
3377	T660001763	368.0	$ -	$ -	$ -	$ -	$ -	$ -	$ -	$ -
3378	T660001763	369.0	$ -	$ -	$ -	$ -	$ -	$ -	$ -	$ -
3379	T601001764	367.3	$ -	$ -	$ -	$ -	$ -	$ -	$ -	$ -
3380	T601001765	367.1	$ -	$ -	$ -	$ -	$ -	$ -	$ -	$ -
3381	T601001765	368.0	$ -	$ -	$ -	$ -	$ -	$ -	$ -	$ -
3382	T601001765	369.0	$ -	$ -	$ -	$ -	$ -	$ -	$ -	$ -
3383	T601001766	367.1	$ -	$ -	$ -	$ -	$ -	$ -	$ -	$ -
3384	T601001766	368.0	$ -	$ -	$ -	$ -	$ -	$ -	$ -	$ -

Sponsored by NMGC Witness Erik C. Buchanan

NEW MEXICO GAS COMPANY, INC.

Gross Balances
Base Period - 12 Months Ending March 31, 2023
Future Test Year - 12 Months Ending September 30, 2025

	A	B	C	D	E	F	G	H	I	J	K	L	M
1			Adjusted Base Period										
2			Balance	Balance	Balance	Balance	Balance	Balance	Balance	Balance	Balance	Balance	Balance
3	Investment Number / Beginning Balance	FERC Account	3/31/2023	4/30/2023	5/31/2023	6/30/2023	7/31/2023	8/31/2023	9/30/2023	10/31/2023	11/30/2023	12/31/2023	1/31/2024
3385	T601001766	369.0	$ -	$ -	$ -	$ -	$ -	$ -	$ -	$ -	$ -	$ -	$ -
3386	T660001767	367.1	$ -	$ -	$ -	$ -	$ -	$ -	$ -	$ -	$ -	$ -	$ -
3387	T660001767	368.0	$ -	$ -	$ -	$ -	$ -	$ -	$ -	$ -	$ -	$ -	$ -
3388	T660001767	369.0	$ -	$ -	$ -	$ -	$ -	$ -	$ -	$ -	$ -	$ -	$ -
3389	601001768	376.1	$ -	$ -	$ -	$ -	$ -	$ -	$ -	$ -	$ -	$ -	$ -
3390	601001768	376.2	$ -	$ -	$ -	$ -	$ -	$ -	$ -	$ -	$ -	$ -	$ -
3391	601001768	376.4	$ -	$ -	$ -	$ -	$ -	$ -	$ -	$ -	$ -	$ -	$ -
3392	601001769	376.1	$ -	$ -	$ -	$ -	$ -	$ -	$ -	$ -	$ -	$ -	$ -
3393	601001769	376.2	$ -	$ -	$ -	$ -	$ -	$ -	$ -	$ -	$ -	$ -	$ -
3394	601001769	376.4	$ -	$ -	$ -	$ -	$ -	$ -	$ -	$ -	$ -	$ -	$ -
3395	T660001770	367.1	$ -	$ -	$ -	$ -	$ -	$ -	$ -	$ -	$ -	$ -	$ -
3396	T660001770	368.0	$ -	$ -	$ -	$ -	$ -	$ -	$ -	$ -	$ -	$ -	$ -
3397	T660001770	369.0	$ -	$ -	$ -	$ -	$ -	$ -	$ -	$ -	$ -	$ -	$ -
3398	610001771	376.1	$ -	$ -	$ -	$ 50,775	$ 50,775	$ 50,775	$ 50,775	$ 50,775	$ 50,775	$ 50,775	$ 50,775
3399	610001771	376.2	$ -	$ -	$ -	$ 355,427	$ 355,427	$ 355,427	$ 355,427	$ 355,427	$ 355,427	$ 355,427	$ 355,427
3400	610001771	376.4	$ -	$ -	$ -	$ 25,388	$ 25,388	$ 25,388	$ 25,388	$ 25,388	$ 25,388	$ 25,388	$ 25,388
3401	610001771	380.0	$ -	$ -	$ -	$ 76,163	$ 76,163	$ 76,163	$ 76,163	$ 76,163	$ 76,163	$ 76,163	$ 76,163
3402	T680001772	367.1	$ -	$ -	$ -	$ -	$ -	$ -	$ -	$ -	$ -	$ -	$ -
3403	T680001772	368.0	$ -	$ -	$ -	$ -	$ -	$ -	$ -	$ -	$ -	$ -	$ -
3404	T680001772	369.0	$ -	$ -	$ -	$ -	$ -	$ -	$ -	$ -	$ -	$ -	$ -
3405	601001773	376.1	$ -	$ -	$ -	$ -	$ -	$ -	$ -	$ -	$ -	$ -	$ -
3406	601001773	376.2	$ -	$ -	$ -	$ -	$ -	$ -	$ -	$ -	$ -	$ -	$ -
3407	601001773	376.4	$ -	$ -	$ -	$ -	$ -	$ -	$ -	$ -	$ -	$ -	$ -
3408	601001774	376.1	$ -	$ -	$ -	$ -	$ -	$ -	$ -	$ -	$ -	$ -	$ -
3409	601001774	376.2	$ -	$ -	$ -	$ -	$ -	$ -	$ -	$ -	$ -	$ -	$ -
3410	601001774	376.4	$ -	$ -	$ -	$ -	$ -	$ -	$ -	$ -	$ -	$ -	$ -
3411	601001775	376.1	$ -	$ -	$ -	$ -	$ -	$ -	$ -	$ -	$ -	$ -	$ -
3412	601001775	376.2	$ -	$ -	$ -	$ -	$ -	$ -	$ -	$ -	$ -	$ -	$ -
3413	601001775	376.4	$ -	$ -	$ -	$ -	$ -	$ -	$ -	$ -	$ -	$ -	$ -
3414	T610001776	367.1	$ -	$ -	$ -	$ -	$ -	$ -	$ -	$ -	$ -	$ -	$ -
3415	T610001776	368.0	$ -	$ -	$ -	$ -	$ -	$ -	$ -	$ -	$ -	$ -	$ -
3416	T610001776	369.0	$ -	$ -	$ -	$ -	$ -	$ -	$ -	$ -	$ -	$ -	$ -
3417	T610001777	367.1	$ -	$ -	$ -	$ -	$ -	$ -	$ -	$ -	$ -	$ -	$ -
3418	T610001777	368.0	$ -	$ -	$ -	$ -	$ -	$ -	$ -	$ -	$ -	$ -	$ -
3419	T610001777	369.0	$ -	$ -	$ -	$ -	$ -	$ -	$ -	$ -	$ -	$ -	$ -
3420	T610001778	367.1	$ -	$ -	$ -	$ -	$ -	$ -	$ -	$ -	$ -	$ -	$ -
3421	T610001778	368.0	$ -	$ -	$ -	$ -	$ -	$ -	$ -	$ -	$ -	$ -	$ -
3422	T610001778	369.0	$ -	$ -	$ -	$ -	$ -	$ -	$ -	$ -	$ -	$ -	$ -
3423	T660001779	367.1	$ -	$ -	$ -	$ -	$ -	$ -	$ -	$ -	$ -	$ -	$ -
3424	T660001779	368.0	$ -	$ -	$ -	$ -	$ -	$ -	$ -	$ -	$ -	$ -	$ -
3425	T660001779	369.0	$ -	$ -	$ -	$ -	$ -	$ -	$ -	$ -	$ -	$ -	$ -
3426	T660001780	367.1	$ -	$ -	$ -	$ -	$ -	$ -	$ -	$ -	$ -	$ -	$ -
3427	T660001780	368.0	$ -	$ -	$ -	$ -	$ -	$ -	$ -	$ -	$ -	$ -	$ -
3428	T660001780	369.0	$ -	$ -	$ -	$ -	$ -	$ -	$ -	$ -	$ -	$ -	$ -
3429	T660001781	367.1	$ -	$ -	$ -	$ -	$ -	$ -	$ -	$ -	$ -	$ -	$ -
3430	T660001781	368.0	$ -	$ -	$ -	$ -	$ -	$ -	$ -	$ -	$ -	$ -	$ -
3431	T660001781	369.0	$ -	$ -	$ -	$ -	$ -	$ -	$ -	$ -	$ -	$ -	$ -
3432	610001782	376.1	$ -	$ -	$ -	$ -	$ -	$ -	$ -	$ -	$ -	$ -	$ -
3433	610001782	376.2	$ -	$ -	$ -	$ -	$ -	$ -	$ -	$ -	$ -	$ -	$ -

Sponsored by NMGC Witness Erik C. Buchanan

WP Plant 3 Gross Balances

NEW MEXICO GAS COMPANY, INC.

Gross Balances
Base Period - 12 Months Ending March 31, 2023
Future Test Year - 12 Months Ending September 30, 2025

	A	B	N	O	P	Q	R	S	T	U	V	W	X	Y
1														
2			Balance	Balance	Balance	Balance	Balance	Balance	Balance	Balance	Balance	Balance	Balance	Balance
3	Investment Number / Beginning Balance	FERC Account	2/29/2024	3/31/2024	4/30/2024	5/31/2024	6/30/2024	7/31/2024	8/31/2024	9/30/2024	10/31/2024	11/30/2024	12/31/2024	1/31/2025
3385	T601001766	369.0	$ -	$ -	$ -	$ -	$ -	$ -	$ -	$ -	$ -	$ -	$ -	$ -
3386	T660001767	367.1	$ -	$ -	$ -	$ -	$ -	$ -	$ -	$ -	$ -	$ -	$ -	$ -
3387	T660001767	368.0	$ -	$ -	$ -	$ -	$ -	$ -	$ -	$ -	$ -	$ -	$ -	$ -
3388	T660001767	369.0	$ -	$ -	$ -	$ -	$ -	$ -	$ -	$ -	$ -	$ -	$ -	$ -
3389	601001768	376.1	$ -	$ -	$ -	$ -	$ -	$ -	$ -	$ -	$ -	$ -	$ -	$ -
3390	601001768	376.2	$ -	$ -	$ -	$ -	$ -	$ -	$ -	$ -	$ -	$ -	$ -	$ -
3391	601001768	376.4	$ -	$ -	$ -	$ -	$ -	$ -	$ -	$ -	$ -	$ -	$ -	$ -
3392	601001769	376.1	$ -	$ -	$ -	$ -	$ -	$ -	$ -	$ -	$ -	$ -	$ -	$ -
3393	601001769	376.2	$ -	$ -	$ -	$ -	$ -	$ -	$ -	$ -	$ -	$ -	$ -	$ -
3394	601001769	376.4	$ -	$ -	$ -	$ -	$ -	$ -	$ -	$ -	$ -	$ -	$ -	$ -
3395	T660001770	367.1	$ -	$ -	$ -	$ -	$ -	$ -	$ -	$ -	$ -	$ -	$ -	$ -
3396	T660001770	368.0	$ -	$ -	$ -	$ -	$ -	$ -	$ -	$ -	$ -	$ -	$ -	$ -
3397	T660001770	369.0	$ -	$ -	$ -	$ -	$ -	$ -	$ -	$ -	$ -	$ -	$ -	$ -
3398	610001771	376.1	$ 50,775	$ 50,775	$ 50,775	$ 50,775	$ 50,775	$ 50,775	$ 50,775	$ 50,775	$ 50,775	$ 50,775	$ 50,775	$ 50,775
3399	610001771	376.2	$ 355,427	$ 355,427	$ 355,427	$ 355,427	$ 355,427	$ 355,427	$ 355,427	$ 355,427	$ 355,427	$ 355,427	$ 355,427	$ 355,427
3400	610001771	376.4	$ 25,388	$ 25,388	$ 25,388	$ 25,388	$ 25,388	$ 25,388	$ 25,388	$ 25,388	$ 25,388	$ 25,388	$ 25,388	$ 25,388
3401	610001771	380.0	$ 76,163	$ 76,163	$ 76,163	$ 76,163	$ 76,163	$ 76,163	$ 76,163	$ 76,163	$ 76,163	$ 76,163	$ 76,163	$ 76,163
3402	T680001772	367.1	$ -	$ -	$ -	$ -	$ -	$ -	$ -	$ -	$ -	$ -	$ -	$ -
3403	T680001772	368.0	$ -	$ -	$ -	$ -	$ -	$ -	$ -	$ -	$ -	$ -	$ -	$ -
3404	T680001772	369.0	$ -	$ -	$ -	$ -	$ -	$ -	$ -	$ -	$ -	$ -	$ -	$ -
3405	601001773	376.1	$ -	$ -	$ -	$ -	$ -	$ -	$ -	$ -	$ -	$ -	$ -	$ -
3406	601001773	376.2	$ -	$ -	$ -	$ -	$ -	$ -	$ -	$ -	$ -	$ -	$ -	$ -
3407	601001773	376.4	$ -	$ -	$ -	$ -	$ -	$ -	$ -	$ -	$ -	$ -	$ -	$ -
3408	601001774	376.1	$ -	$ -	$ -	$ -	$ -	$ -	$ -	$ -	$ -	$ -	$ -	$ -
3409	601001774	376.2	$ -	$ -	$ -	$ -	$ -	$ -	$ -	$ -	$ -	$ -	$ -	$ -
3410	601001774	376.4	$ -	$ -	$ -	$ -	$ -	$ -	$ -	$ -	$ -	$ -	$ -	$ -
3411	601001775	376.1	$ -	$ -	$ -	$ -	$ -	$ -	$ -	$ -	$ -	$ -	$ -	$ -
3412	601001775	376.2	$ -	$ -	$ -	$ -	$ -	$ -	$ -	$ -	$ -	$ -	$ -	$ -
3413	601001775	376.4	$ -	$ -	$ -	$ -	$ -	$ -	$ -	$ -	$ -	$ -	$ -	$ -
3414	T610001776	367.1	$ -	$ -	$ -	$ -	$ -	$ -	$ -	$ -	$ -	$ -	$ -	$ -
3415	T610001776	368.0	$ -	$ -	$ -	$ -	$ -	$ -	$ -	$ -	$ -	$ -	$ -	$ -
3416	T610001776	369.0	$ -	$ -	$ -	$ -	$ -	$ -	$ -	$ -	$ -	$ -	$ -	$ -
3417	T610001777	367.1	$ -	$ -	$ -	$ -	$ -	$ -	$ -	$ -	$ -	$ -	$ -	$ -
3418	T610001777	368.0	$ -	$ -	$ -	$ -	$ -	$ -	$ -	$ -	$ -	$ -	$ -	$ -
3419	T610001777	369.0	$ -	$ -	$ -	$ -	$ -	$ -	$ -	$ -	$ -	$ -	$ -	$ -
3420	T610001778	367.1	$ -	$ -	$ -	$ -	$ -	$ -	$ -	$ -	$ -	$ -	$ -	$ -
3421	T610001778	368.0	$ -	$ -	$ -	$ -	$ -	$ -	$ -	$ -	$ -	$ -	$ -	$ -
3422	T610001778	369.0	$ -	$ -	$ -	$ -	$ -	$ -	$ -	$ -	$ -	$ -	$ -	$ -
3423	T660001779	367.1	$ -	$ -	$ -	$ -	$ -	$ -	$ -	$ -	$ -	$ -	$ -	$ -
3424	T660001779	368.0	$ -	$ -	$ -	$ -	$ -	$ -	$ -	$ -	$ -	$ -	$ -	$ -
3425	T660001779	369.0	$ -	$ -	$ -	$ -	$ -	$ -	$ -	$ -	$ -	$ -	$ -	$ -
3426	T660001780	367.1	$ -	$ -	$ -	$ -	$ -	$ -	$ -	$ 61,713	$ 61,713	$ 61,713	$ 61,713	$ 61,713
3427	T660001780	368.0	$ -	$ -	$ -	$ -	$ -	$ -	$ -	$ 8,816	$ 8,816	$ 8,816	$ 8,816	$ 8,816
3428	T660001780	369.0	$ -	$ -	$ -	$ -	$ -	$ -	$ -	$ 17,632	$ 17,632	$ 17,632	$ 17,632	$ 17,632
3429	T660001781	367.1	$ -	$ -	$ -	$ -	$ -	$ -	$ -	$ -	$ -	$ -	$ -	$ -
3430	T660001781	368.0	$ -	$ -	$ -	$ -	$ -	$ -	$ -	$ -	$ -	$ -	$ -	$ -
3431	T660001781	369.0	$ -	$ -	$ -	$ -	$ -	$ -	$ -	$ -	$ -	$ -	$ -	$ -
3432	610001782	376.1	$ -	$ -	$ -	$ -	$ -	$ -	$ -	$ -	$ -	$ -	$ -	$ -
3433	610001782	376.2	$ -	$ -	$ -	$ -	$ -	$ -	$ -	$ -	$ -	$ -	$ -	$ -

Sponsored by NMGC Witness Erik C. Buchanan

NEW MEXICO GAS COMPANY, INC.

Gross Balances
Base Period - 12 Months Ending March 31, 2023
Future Test Year - 12 Months Ending September 30, 2025

	A	B	Z	AA	AB	AC	AD	AE	AF	AG
1										
2			Balance	Balance	Balance	Balance	Balance	Balance	Balance	Balance
3	Investment Number / Beginning Balance	FERC Account	2/28/2025	3/31/2025	4/30/2025	5/31/2025	6/30/2025	7/31/2025	8/31/2025	9/30/2025
3385	T601001766	369.0	$ -	$ -	$ -	$ -	$ -	$ -	$ -	$ -
3386	T660001767	367.1	$ -	$ -	$ -	$ -	$ -	$ -	$ -	$ -
3387	T660001767	368.0	$ -	$ -	$ -	$ -	$ -	$ -	$ -	$ -
3388	T660001767	369.0	$ -	$ -	$ -	$ -	$ -	$ -	$ -	$ -
3389	601001768	376.1	$ -	$ -	$ -	$ -	$ -	$ -	$ -	$ -
3390	601001768	376.2	$ -	$ -	$ -	$ -	$ -	$ -	$ -	$ -
3391	601001768	376.4	$ -	$ -	$ -	$ -	$ -	$ -	$ -	$ -
3392	601001769	376.1	$ -	$ -	$ -	$ -	$ -	$ -	$ -	$ -
3393	601001769	376.2	$ -	$ -	$ -	$ -	$ -	$ -	$ -	$ -
3394	601001769	376.4	$ -	$ -	$ -	$ -	$ -	$ -	$ -	$ -
3395	T660001770	367.1	$ -	$ -	$ -	$ -	$ -	$ -	$ -	$ -
3396	T660001770	368.0	$ -	$ -	$ -	$ -	$ -	$ -	$ -	$ -
3397	T660001770	369.0	$ -	$ -	$ -	$ -	$ -	$ -	$ -	$ -
3398	610001771	376.1	$ 50,775	$ 50,775	$ 50,775	$ 50,775	$ 50,775	$ 50,775	$ 50,775	$ 50,775
3399	610001771	376.2	$ 355,427	$ 355,427	$ 355,427	$ 355,427	$ 355,427	$ 355,427	$ 355,427	$ 355,427
3400	610001771	376.4	$ 25,388	$ 25,388	$ 25,388	$ 25,388	$ 25,388	$ 25,388	$ 25,388	$ 25,388
3401	610001771	380.0	$ 76,163	$ 76,163	$ 76,163	$ 76,163	$ 76,163	$ 76,163	$ 76,163	$ 76,163
3402	T680001772	367.1	$ -	$ -	$ -	$ -	$ -	$ -	$ -	$ -
3403	T680001772	368.0	$ -	$ -	$ -	$ -	$ -	$ -	$ -	$ -
3404	T680001772	369.0	$ -	$ -	$ -	$ -	$ -	$ -	$ -	$ -
3405	601001773	376.1	$ -	$ -	$ -	$ -	$ -	$ -	$ -	$ -
3406	601001773	376.2	$ -	$ -	$ -	$ -	$ -	$ -	$ -	$ -
3407	601001773	376.4	$ -	$ -	$ -	$ -	$ -	$ -	$ -	$ -
3408	601001774	376.1	$ -	$ -	$ -	$ -	$ -	$ -	$ -	$ -
3409	601001774	376.2	$ -	$ -	$ -	$ -	$ -	$ -	$ -	$ -
3410	601001774	376.4	$ -	$ -	$ -	$ -	$ -	$ -	$ -	$ -
3411	601001775	376.1	$ -	$ -	$ -	$ -	$ -	$ -	$ -	$ -
3412	601001775	376.2	$ -	$ -	$ -	$ -	$ -	$ -	$ -	$ -
3413	601001775	376.4	$ -	$ -	$ -	$ -	$ -	$ -	$ -	$ -
3414	T610001776	367.1	$ -	$ -	$ -	$ -	$ -	$ -	$ -	$ -
3415	T610001776	368.0	$ -	$ -	$ -	$ -	$ -	$ -	$ -	$ -
3416	T610001776	369.0	$ -	$ -	$ -	$ -	$ -	$ -	$ -	$ -
3417	T610001777	367.1	$ -	$ -	$ -	$ -	$ -	$ -	$ -	$ -
3418	T610001777	368.0	$ -	$ -	$ -	$ -	$ -	$ -	$ -	$ -
3419	T610001777	369.0	$ -	$ -	$ -	$ -	$ -	$ -	$ -	$ -
3420	T610001778	367.1	$ -	$ -	$ -	$ -	$ -	$ -	$ -	$ -
3421	T610001778	368.0	$ -	$ -	$ -	$ -	$ -	$ -	$ -	$ -
3422	T610001778	369.0	$ -	$ -	$ -	$ -	$ -	$ -	$ -	$ -
3423	T660001779	367.1	$ -	$ -	$ -	$ -	$ -	$ -	$ -	$ -
3424	T660001779	368.0	$ -	$ -	$ -	$ -	$ -	$ -	$ -	$ -
3425	T660001779	369.0	$ -	$ -	$ -	$ -	$ -	$ -	$ -	$ -
3426	T660001780	367.1	$ 61,713	$ 61,713	$ 61,713	$ 61,713	$ 61,713	$ 61,713	$ 61,713	$ 61,713
3427	T660001780	368.0	$ 8,816	$ 8,816	$ 8,816	$ 8,816	$ 8,816	$ 8,816	$ 8,816	$ 8,816
3428	T660001780	369.0	$ 17,632	$ 17,632	$ 17,632	$ 17,632	$ 17,632	$ 17,632	$ 17,632	$ 17,632
3429	T660001781	367.1	$ -	$ -	$ 60,683	$ 60,683	$ 60,683	$ 60,683	$ 60,683	$ 60,683
3430	T660001781	368.0	$ -	$ -	$ 8,669	$ 8,669	$ 8,669	$ 8,669	$ 8,669	$ 8,669
3431	T660001781	369.0	$ -	$ -	$ 17,338	$ 17,338	$ 17,338	$ 17,338	$ 17,338	$ 17,338
3432	610001782	376.1	$ -	$ -	$ -	$ -	$ -	$ -	$ -	$ -
3433	610001782	376.2	$ -	$ -	$ -	$ -	$ -	$ -	$ -	$ -

Sponsored by NMGC Witness Erik C. Buchanan

NEW MEXICO GAS COMPANY, INC.

Gross Balances
Base Period - 12 Months Ending March 31, 2023
Future Test Year - 12 Months Ending September 30, 2025

	A	B	C	D	E	F	G	H	I	J	K	L	M
1			Adjusted Base Period										
2			Balance	Balance	Balance	Balance	Balance	Balance	Balance	Balance	Balance	Balance	Balance
3	Investment Number / Beginning Balance	FERC Account	3/31/2023	4/30/2023	5/31/2023	6/30/2023	7/31/2023	8/31/2023	9/30/2023	10/31/2023	11/30/2023	12/31/2023	1/31/2024
3434	610001782	376.4	$ -	$ -	$ -	$ -	$ -	$ -	$ -	$ -	$ -	$ -	$ -
3435	610001782	380.0	$ -	$ -	$ -	$ -	$ -	$ -	$ -	$ -	$ -	$ -	$ -
3436	T660001783	367.1	$ -	$ -	$ -	$ -	$ -	$ -	$ -	$ -	$ -	$ -	$ -
3437	T660001783	368.0	$ -	$ -	$ -	$ -	$ -	$ -	$ -	$ -	$ -	$ -	$ -
3438	T660001783	369.0	$ -	$ -	$ -	$ -	$ -	$ -	$ -	$ -	$ -	$ -	$ -
3439	T610001784	394.0	$ -	$ -	$ -	$ -	$ -	$ -	$ -	$ -	$ -	$ -	$ -
3440	T610001785	394.0	$ -	$ -	$ -	$ -	$ -	$ -	$ -	$ -	$ -	$ -	$ -
3441	T610001786	367.1	$ -	$ -	$ -	$ -	$ -	$ -	$ -	$ -	$ -	$ -	$ -
3442	T610001786	368.0	$ -	$ -	$ -	$ -	$ -	$ -	$ -	$ -	$ -	$ -	$ -
3443	T610001786	369.0	$ -	$ -	$ -	$ -	$ -	$ -	$ -	$ -	$ -	$ -	$ -
3444	T660001787	367.1	$ -	$ -	$ -	$ -	$ -	$ -	$ -	$ -	$ -	$ -	$ -
3445	T660001787	368.0	$ -	$ -	$ -	$ -	$ -	$ -	$ -	$ -	$ -	$ -	$ -
3446	T660001787	369.0	$ -	$ -	$ -	$ -	$ -	$ -	$ -	$ -	$ -	$ -	$ -
3447	T660001788	367.1	$ -	$ -	$ -	$ -	$ -	$ -	$ -	$ -	$ -	$ -	$ -
3448	T660001788	368.0	$ -	$ -	$ -	$ -	$ -	$ -	$ -	$ -	$ -	$ -	$ -
3449	T660001788	369.0	$ -	$ -	$ -	$ -	$ -	$ -	$ -	$ -	$ -	$ -	$ -
3450	610001789	376.1	$ -	$ -	$ -	$ -	$ -	$ -	$ -	$ -	$ -	$ -	$ -
3451	610001789	376.2	$ -	$ -	$ -	$ -	$ -	$ -	$ -	$ -	$ -	$ -	$ -
3452	610001789	376.4	$ -	$ -	$ -	$ -	$ -	$ -	$ -	$ -	$ -	$ -	$ -
3453	610001789	380.0	$ -	$ -	$ -	$ -	$ -	$ -	$ -	$ -	$ -	$ -	$ -
3454	610001790	376.1	$ -	$ -	$ -	$ -	$ -	$ -	$ -	$ -	$ -	$ -	$ -
3455	610001790	376.2	$ -	$ -	$ -	$ -	$ -	$ -	$ -	$ -	$ -	$ -	$ -
3456	610001790	376.4	$ -	$ -	$ -	$ -	$ -	$ -	$ -	$ -	$ -	$ -	$ -
3457	610001790	380.0	$ -	$ -	$ -	$ -	$ -	$ -	$ -	$ -	$ -	$ -	$ -
3458	610001791	376.1	$ -	$ -	$ -	$ -	$ -	$ -	$ -	$ -	$ -	$ -	$ -
3459	610001791	376.2	$ -	$ -	$ -	$ -	$ -	$ -	$ -	$ -	$ -	$ -	$ -
3460	610001791	376.4	$ -	$ -	$ -	$ -	$ -	$ -	$ -	$ -	$ -	$ -	$ -
3461	610001791	380.0	$ -	$ -	$ -	$ -	$ -	$ -	$ -	$ -	$ -	$ -	$ -
3462	T660001792	367.1	$ -	$ -	$ -	$ -	$ -	$ -	$ -	$ -	$ -	$ -	$ -
3463	T660001792	368.0	$ -	$ -	$ -	$ -	$ -	$ -	$ -	$ -	$ -	$ -	$ -
3464	T660001792	369.0	$ -	$ -	$ -	$ -	$ -	$ -	$ -	$ -	$ -	$ -	$ -
3465	610001793	376.1	$ -	$ -	$ -	$ -	$ -	$ -	$ -	$ -	$ -	$ -	$ -
3466	610001793	376.2	$ -	$ -	$ -	$ -	$ -	$ -	$ -	$ -	$ -	$ -	$ -
3467	610001793	376.4	$ -	$ -	$ -	$ -	$ -	$ -	$ -	$ -	$ -	$ -	$ -
3468	610001793	380.0	$ -	$ -	$ -	$ -	$ -	$ -	$ -	$ -	$ -	$ -	$ -
3469	T660001794	367.1	$ -	$ -	$ -	$ -	$ -	$ -	$ -	$ -	$ -	$ -	$ -
3470	T660001794	368.0	$ -	$ -	$ -	$ -	$ -	$ -	$ -	$ -	$ -	$ -	$ -
3471	T660001794	369.0	$ -	$ -	$ -	$ -	$ -	$ -	$ -	$ -	$ -	$ -	$ -
3472	T660001795	367.1	$ -	$ -	$ -	$ -	$ -	$ -	$ -	$ -	$ -	$ -	$ -
3473	T660001795	368.0	$ -	$ -	$ -	$ -	$ -	$ -	$ -	$ -	$ -	$ -	$ -
3474	T660001795	369.0	$ -	$ -	$ -	$ -	$ -	$ -	$ -	$ -	$ -	$ -	$ -
3475	611001796	376.1	$ -	$ -	$ -	$ -	$ -	$ -	$ -	$ -	$ -	$ -	$ -
3476	611001796	376.2	$ -	$ -	$ -	$ -	$ -	$ -	$ -	$ -	$ -	$ -	$ -
3477	611001796	376.4	$ -	$ -	$ -	$ -	$ -	$ -	$ -	$ -	$ -	$ -	$ -
3478	611001796	380.0	$ -	$ -	$ -	$ -	$ -	$ -	$ -	$ -	$ -	$ -	$ -
3479	T601001797	367.1	$ -	$ -	$ -	$ -	$ -	$ -	$ -	$ -	$ -	$ -	$ -
3480	T601001797	368.0	$ -	$ -	$ -	$ -	$ -	$ -	$ -	$ -	$ -	$ -	$ -
3481	T601001797	369.0	$ -	$ -	$ -	$ -	$ -	$ -	$ -	$ -	$ -	$ -	$ -
3482	610001798	376.1	$ -	$ -	$ -	$ -	$ -	$ -	$ -	$ -	$ -	$ -	$ -

Sponsored by NMGC Witness Erik C. Buchanan

NEW MEXICO GAS COMPANY, INC.

Gross Balances
Base Period - 12 Months Ending March 31, 2023
Future Test Year - 12 Months Ending September 30, 2025

	A	B	N	O	P	Q	R	S	T	U	V	W	X	Y
1														
2			Balance	Balance	Balance	Balance	Balance	Balance	Balance	Balance	Balance	Balance	Balance	Balance
3	Investment Number / Beginning Balance	FERC Account	2/29/2024	3/31/2024	4/30/2024	5/31/2024	6/30/2024	7/31/2024	8/31/2024	9/30/2024	10/31/2024	11/30/2024	12/31/2024	1/31/2025
3434	610001782	376.4	$ -	$ -	$ -	$ -	$ -	$ -	$ -	$ -	$ -	$ -	$ -	$ -
3435	610001782	380.0	$ -	$ -	$ -	$ -	$ -	$ -	$ -	$ -	$ -	$ -	$ -	$ -
3436	T660001783	367.1	$ -	$ -	$ -	$ -	$ -	$ -	$ -	$ -	$ -	$ -	$ -	$ -
3437	T660001783	368.0	$ -	$ -	$ -	$ -	$ -	$ -	$ -	$ -	$ -	$ -	$ -	$ -
3438	T660001783	369.0	$ -	$ -	$ -	$ -	$ -	$ -	$ -	$ -	$ -	$ -	$ -	$ -
3439	T610001784	394.0	$ -	$ -	$ -	$ -	$ -	$ -	$ -	$ -	$ -	$ -	$ -	$ -
3440	T610001785	394.0	$ -	$ -	$ -	$ -	$ -	$ -	$ -	$ -	$ -	$ -	$ -	$ -
3441	T610001786	367.1	$ -	$ -	$ -	$ -	$ -	$ -	$ -	$ -	$ -	$ -	$ -	$ -
3442	T610001786	368.0	$ -	$ -	$ -	$ -	$ -	$ -	$ -	$ -	$ -	$ -	$ -	$ -
3443	T610001786	369.0	$ -	$ -	$ -	$ -	$ -	$ -	$ -	$ -	$ -	$ -	$ -	$ -
3444	T660001787	367.1	$ -	$ -	$ -	$ -	$ -	$ -	$ -	$ -	$ -	$ -	$ -	$ -
3445	T660001787	368.0	$ -	$ -	$ -	$ -	$ -	$ -	$ -	$ -	$ -	$ -	$ -	$ -
3446	T660001787	369.0	$ -	$ -	$ -	$ -	$ -	$ -	$ -	$ -	$ -	$ -	$ -	$ -
3447	T660001788	367.1	$ -	$ -	$ -	$ -	$ -	$ -	$ -	$ -	$ -	$ -	$ -	$ -
3448	T660001788	368.0	$ -	$ -	$ -	$ -	$ -	$ -	$ -	$ -	$ -	$ -	$ -	$ -
3449	T660001788	369.0	$ -	$ -	$ -	$ -	$ -	$ -	$ -	$ -	$ -	$ -	$ -	$ -
3450	610001789	376.1	$ -	$ -	$ -	$ -	$ -	$ -	$ -	$ -	$ -	$ -	$ -	$ -
3451	610001789	376.2	$ -	$ -	$ -	$ -	$ -	$ -	$ -	$ -	$ -	$ -	$ -	$ -
3452	610001789	376.4	$ -	$ -	$ -	$ -	$ -	$ -	$ -	$ -	$ -	$ -	$ -	$ -
3453	610001789	380.0	$ -	$ -	$ -	$ -	$ -	$ -	$ -	$ -	$ -	$ -	$ -	$ -
3454	610001790	376.1	$ -	$ -	$ -	$ -	$ -	$ -	$ -	$ -	$ -	$ -	$ -	$ -
3455	610001790	376.2	$ -	$ -	$ -	$ -	$ -	$ -	$ -	$ -	$ -	$ -	$ -	$ -
3456	610001790	376.4	$ -	$ -	$ -	$ -	$ -	$ -	$ -	$ -	$ -	$ -	$ -	$ -
3457	610001790	380.0	$ -	$ -	$ -	$ -	$ -	$ -	$ -	$ -	$ -	$ -	$ -	$ -
3458	610001791	376.1	$ -	$ -	$ -	$ -	$ -	$ -	$ -	$ -	$ -	$ -	$ -	$ -
3459	610001791	376.2	$ -	$ -	$ -	$ -	$ -	$ -	$ -	$ -	$ -	$ -	$ -	$ -
3460	610001791	376.4	$ -	$ -	$ -	$ -	$ -	$ -	$ -	$ -	$ -	$ -	$ -	$ -
3461	610001791	380.0	$ -	$ -	$ -	$ -	$ -	$ -	$ -	$ -	$ -	$ -	$ -	$ -
3462	T660001792	367.1	$ -	$ -	$ -	$ -	$ -	$ -	$ -	$ -	$ -	$ -	$ -	$ -
3463	T660001792	368.0	$ -	$ -	$ -	$ -	$ -	$ -	$ -	$ -	$ -	$ -	$ -	$ -
3464	T660001792	369.0	$ -	$ -	$ -	$ -	$ -	$ -	$ -	$ -	$ -	$ -	$ -	$ -
3465	610001793	376.1	$ -	$ -	$ -	$ -	$ -	$ -	$ -	$ -	$ -	$ -	$ -	$ -
3466	610001793	376.2	$ -	$ -	$ -	$ -	$ -	$ -	$ -	$ -	$ -	$ -	$ -	$ -
3467	610001793	376.4	$ -	$ -	$ -	$ -	$ -	$ -	$ -	$ -	$ -	$ -	$ -	$ -
3468	610001793	380.0	$ -	$ -	$ -	$ -	$ -	$ -	$ -	$ -	$ -	$ -	$ -	$ -
3469	T660001794	367.1	$ -	$ -	$ -	$ -	$ -	$ -	$ -	$ -	$ -	$ -	$ -	$ -
3470	T660001794	368.0	$ -	$ -	$ -	$ -	$ -	$ -	$ -	$ -	$ -	$ -	$ -	$ -
3471	T660001794	369.0	$ -	$ -	$ -	$ -	$ -	$ -	$ -	$ -	$ -	$ -	$ -	$ -
3472	T660001795	367.1	$ -	$ -	$ -	$ -	$ -	$ -	$ -	$ -	$ -	$ -	$ -	$ -
3473	T660001795	368.0	$ -	$ -	$ -	$ -	$ -	$ -	$ -	$ -	$ -	$ -	$ -	$ -
3474	T660001795	369.0	$ -	$ -	$ -	$ -	$ -	$ -	$ -	$ -	$ -	$ -	$ -	$ -
3475	611001796	376.1	$ -	$ -	$ -	$ -	$ -	$ -	$ -	$ -	$ -	$ -	$ -	$ -
3476	611001796	376.2	$ -	$ -	$ -	$ -	$ -	$ -	$ -	$ -	$ -	$ -	$ -	$ -
3477	611001796	376.4	$ -	$ -	$ -	$ -	$ -	$ -	$ -	$ -	$ -	$ -	$ -	$ -
3478	611001796	380.0	$ -	$ -	$ -	$ -	$ -	$ -	$ -	$ -	$ -	$ -	$ -	$ -
3479	T601001797	367.1	$ -	$ -	$ -	$ -	$ -	$ -	$ -	$ -	$ -	$ -	$ -	$ -
3480	T601001797	368.0	$ -	$ -	$ -	$ -	$ -	$ -	$ -	$ -	$ -	$ -	$ -	$ -
3481	T601001797	369.0	$ -	$ -	$ -	$ -	$ -	$ -	$ -	$ -	$ -	$ -	$ -	$ -
3482	610001798	376.1	$ -	$ -	$ -	$ -	$ -	$ -	$ -	$ -	$ -	$ -	$ -	$ -

Sponsored by NMGC Witness Erik C. Buchanan

NEW MEXICO GAS COMPANY, INC.

Gross Balances
Base Period - 12 Months Ending March 31, 2023
Future Test Year - 12 Months Ending September 30, 2025

	A	B	Z	AA	AB	AC	AD	AE	AF	AG
1										
2			Balance	Balance	Balance	Balance	Balance	Balance	Balance	Balance
3	Investment Number / Beginning Balance	FERC Account	2/28/2025	3/31/2025	4/30/2025	5/31/2025	6/30/2025	7/31/2025	8/31/2025	9/30/2025
3434	610001782	376.4	$ -	$ -	$ -	$ -	$ -	$ -	$ -	$ -
3435	610001782	380.0	$ -	$ -	$ -	$ -	$ -	$ -	$ -	$ -
3436	T660001783	367.1	$ -	$ -	$ -	$ -	$ 61,528	$ 61,528	$ 61,528	$ 61,528
3437	T660001783	368.0	$ -	$ -	$ -	$ -	$ 8,790	$ 8,790	$ 8,790	$ 8,790
3438	T660001783	369.0	$ -	$ -	$ -	$ -	$ 17,579	$ 17,579	$ 17,579	$ 17,579
3439	T610001784	394.0	$ -	$ -	$ -	$ -	$ -	$ -	$ -	$ -
3440	T610001785	394.0	$ -	$ -	$ -	$ -	$ -	$ -	$ -	$ -
3441	T610001786	367.1	$ -	$ -	$ -	$ -	$ -	$ -	$ -	$ -
3442	T610001786	368.0	$ -	$ -	$ -	$ -	$ -	$ -	$ -	$ -
3443	T610001786	369.0	$ -	$ -	$ -	$ -	$ -	$ -	$ -	$ -
3444	T660001787	367.1	$ -	$ -	$ -	$ -	$ -	$ -	$ -	$ -
3445	T660001787	368.0	$ -	$ -	$ -	$ -	$ -	$ -	$ -	$ -
3446	T660001787	369.0	$ -	$ -	$ -	$ -	$ -	$ -	$ -	$ -
3447	T660001788	367.1	$ -	$ -	$ 60,820	$ 60,820	$ 60,820	$ 60,820	$ 60,820	$ 60,820
3448	T660001788	368.0	$ -	$ -	$ 8,689	$ 8,689	$ 8,689	$ 8,689	$ 8,689	$ 8,689
3449	T660001788	369.0	$ -	$ -	$ 17,377	$ 17,377	$ 17,377	$ 17,377	$ 17,377	$ 17,377
3450	610001789	376.1	$ -	$ -	$ -	$ -	$ -	$ -	$ -	$ -
3451	610001789	376.2	$ -	$ -	$ -	$ -	$ -	$ -	$ -	$ -
3452	610001789	376.4	$ -	$ -	$ -	$ -	$ -	$ -	$ -	$ -
3453	610001789	380.0	$ -	$ -	$ -	$ -	$ -	$ -	$ -	$ -
3454	610001790	376.1	$ -	$ -	$ -	$ -	$ -	$ -	$ -	$ -
3455	610001790	376.2	$ -	$ -	$ -	$ -	$ -	$ -	$ -	$ -
3456	610001790	376.4	$ -	$ -	$ -	$ -	$ -	$ -	$ -	$ -
3457	610001790	380.0	$ -	$ -	$ -	$ -	$ -	$ -	$ -	$ -
3458	610001791	376.1	$ -	$ -	$ -	$ -	$ -	$ -	$ -	$ -
3459	610001791	376.2	$ -	$ -	$ -	$ -	$ -	$ -	$ -	$ -
3460	610001791	376.4	$ -	$ -	$ -	$ -	$ -	$ -	$ -	$ -
3461	610001791	380.0	$ -	$ -	$ -	$ -	$ -	$ -	$ -	$ -
3462	T660001792	367.1	$ -	$ -	$ -	$ -	$ -	$ -	$ -	$ -
3463	T660001792	368.0	$ -	$ -	$ -	$ -	$ -	$ -	$ -	$ -
3464	T660001792	369.0	$ -	$ -	$ -	$ -	$ -	$ -	$ -	$ -
3465	610001793	376.1	$ -	$ -	$ -	$ -	$ -	$ -	$ -	$ -
3466	610001793	376.2	$ -	$ -	$ -	$ -	$ -	$ -	$ -	$ -
3467	610001793	376.4	$ -	$ -	$ -	$ -	$ -	$ -	$ -	$ -
3468	610001793	380.0	$ -	$ -	$ -	$ -	$ -	$ -	$ -	$ -
3469	T660001794	367.1	$ -	$ -	$ -	$ -	$ -	$ -	$ -	$ -
3470	T660001794	368.0	$ -	$ -	$ -	$ -	$ -	$ -	$ -	$ -
3471	T660001794	369.0	$ -	$ -	$ -	$ -	$ -	$ -	$ -	$ -
3472	T660001795	367.1	$ -	$ -	$ -	$ -	$ -	$ 60,867	$ 60,867	$ 60,867
3473	T660001795	368.0	$ -	$ -	$ -	$ -	$ -	$ 8,695	$ 8,695	$ 8,695
3474	T660001795	369.0	$ -	$ -	$ -	$ -	$ -	$ 17,391	$ 17,391	$ 17,391
3475	611001796	376.1	$ -	$ -	$ -	$ -	$ -	$ -	$ -	$ -
3476	611001796	376.2	$ -	$ -	$ -	$ -	$ -	$ -	$ -	$ -
3477	611001796	376.4	$ -	$ -	$ -	$ -	$ -	$ -	$ -	$ -
3478	611001796	380.0	$ -	$ -	$ -	$ -	$ -	$ -	$ -	$ -
3479	T601001797	367.1	$ -	$ -	$ -	$ -	$ -	$ -	$ -	$ -
3480	T601001797	368.0	$ -	$ -	$ -	$ -	$ -	$ -	$ -	$ -
3481	T601001797	369.0	$ -	$ -	$ -	$ -	$ -	$ -	$ -	$ -
3482	610001798	376.1	$ -	$ -	$ -	$ -	$ -	$ -	$ -	$ -

Sponsored by NMGC Witness Erik C. Buchanan

NEW MEXICO GAS COMPANY, INC.

Gross Balances
Base Period - 12 Months Ending March 31, 2023
Future Test Year - 12 Months Ending September 30, 2025

	A	B	C	D	E	F	G	H	I	J	K	L	M
1			Adjusted Base Period										
2			Balance	Balance	Balance	Balance	Balance	Balance	Balance	Balance	Balance	Balance	Balance
3	Investment Number / Beginning Balance	FERC Account	3/31/2023	4/30/2023	5/31/2023	6/30/2023	7/31/2023	8/31/2023	9/30/2023	10/31/2023	11/30/2023	12/31/2023	1/31/2024
3483	610001798	376.2	$ -	$ -	$ -	$ -	$ -	$ -	$ -	$ -	$ -	$ -	$ -
3484	610001798	376.4	$ -	$ -	$ -	$ -	$ -	$ -	$ -	$ -	$ -	$ -	$ -
3485	610001798	380.0	$ -	$ -	$ -	$ -	$ -	$ -	$ -	$ -	$ -	$ -	$ -
3486	T680001799	367.1	$ -	$ -	$ -	$ -	$ -	$ -	$ -	$ -	$ -	$ -	$ -
3487	T680001799	368.0	$ -	$ -	$ -	$ -	$ -	$ -	$ -	$ -	$ -	$ -	$ -
3488	T680001799	369.0	$ -	$ -	$ -	$ -	$ -	$ -	$ -	$ -	$ -	$ -	$ -
3489	T621001800	367.1	$ -	$ -	$ -	$ -	$ -	$ -	$ -	$ -	$ -	$ -	$ -
3490	T621001800	368.0	$ -	$ -	$ -	$ -	$ -	$ -	$ -	$ -	$ -	$ -	$ -
3491	T621001800	369.0	$ -	$ -	$ -	$ -	$ -	$ -	$ -	$ -	$ -	$ -	$ -
3492	T610001801	367.1	$ -	$ -	$ -	$ -	$ -	$ -	$ -	$ -	$ -	$ -	$ -
3493	T610001801	368.0	$ -	$ -	$ -	$ -	$ -	$ -	$ -	$ -	$ -	$ -	$ -
3494	T610001801	369.0	$ -	$ -	$ -	$ -	$ -	$ -	$ -	$ -	$ -	$ -	$ -
3495	T610001802	367.1	$ -	$ -	$ -	$ -	$ -	$ -	$ -	$ -	$ -	$ -	$ -
3496	T610001802	368.0	$ -	$ -	$ -	$ -	$ -	$ -	$ -	$ -	$ -	$ -	$ -
3497	T610001802	369.0	$ -	$ -	$ -	$ -	$ -	$ -	$ -	$ -	$ -	$ -	$ -
3498	T610001803	367.1	$ -	$ -	$ -	$ -	$ -	$ -	$ -	$ -	$ -	$ -	$ -
3499	T610001803	368.0	$ -	$ -	$ -	$ -	$ -	$ -	$ -	$ -	$ -	$ -	$ -
3500	T610001803	369.0	$ -	$ -	$ -	$ -	$ -	$ -	$ -	$ -	$ -	$ -	$ -
3501	610001804	376.1	$ -	$ -	$ -	$ -	$ -	$ -	$ -	$ -	$ -	$ -	$ -
3502	610001804	376.2	$ -	$ -	$ -	$ -	$ -	$ -	$ -	$ -	$ -	$ -	$ -
3503	610001804	376.4	$ -	$ -	$ -	$ -	$ -	$ -	$ -	$ -	$ -	$ -	$ -
3504	610001804	380.0	$ -	$ -	$ -	$ -	$ -	$ -	$ -	$ -	$ -	$ -	$ -
3505	621001805	376.1	$ -	$ -	$ -	$ -	$ -	$ -	$ -	$ -	$ -	$ -	$ -
3506	621001805	376.2	$ -	$ -	$ -	$ -	$ -	$ -	$ -	$ -	$ -	$ -	$ -
3507	621001805	376.4	$ -	$ -	$ -	$ -	$ -	$ -	$ -	$ -	$ -	$ -	$ -
3508	621001805	380.0	$ -	$ -	$ -	$ -	$ -	$ -	$ -	$ -	$ -	$ -	$ -
3509	610001806	376.1	$ -	$ -	$ -	$ -	$ -	$ -	$ -	$ -	$ -	$ -	$ -
3510	610001806	376.2	$ -	$ -	$ -	$ -	$ -	$ -	$ -	$ -	$ -	$ -	$ -
3511	610001806	376.4	$ -	$ -	$ -	$ -	$ -	$ -	$ -	$ -	$ -	$ -	$ -
3512	610001806	380.0	$ -	$ -	$ -	$ -	$ -	$ -	$ -	$ -	$ -	$ -	$ -
3513	610001807	376.1	$ -	$ -	$ -	$ -	$ -	$ -	$ -	$ -	$ -	$ -	$ -
3514	610001807	376.2	$ -	$ -	$ -	$ -	$ -	$ -	$ -	$ -	$ -	$ -	$ -
3515	610001807	376.4	$ -	$ -	$ -	$ -	$ -	$ -	$ -	$ -	$ -	$ -	$ -
3516	610001807	380.0	$ -	$ -	$ -	$ -	$ -	$ -	$ -	$ -	$ -	$ -	$ -
3517	610001808	376.1	$ -	$ -	$ -	$ -	$ -	$ -	$ -	$ -	$ -	$ -	$ -
3518	610001808	376.2	$ -	$ -	$ -	$ -	$ -	$ -	$ -	$ -	$ -	$ -	$ -
3519	610001808	376.4	$ -	$ -	$ -	$ -	$ -	$ -	$ -	$ -	$ -	$ -	$ -
3520	610001808	380.0	$ -	$ -	$ -	$ -	$ -	$ -	$ -	$ -	$ -	$ -	$ -
3521	T621001809	368.0	$ -	$ -	$ -	$ -	$ -	$ -	$ -	$ -	$ -	$ -	$ -
3522	T621001809	369.0	$ -	$ -	$ -	$ -	$ -	$ -	$ -	$ -	$ -	$ -	$ -
3523	T680001810	367.1	$ -	$ -	$ -	$ -	$ -	$ -	$ -	$ -	$ -	$ -	$ -
3524	T680001810	368.0	$ -	$ -	$ -	$ -	$ -	$ -	$ -	$ -	$ -	$ -	$ -
3525	T680001810	369.0	$ -	$ -	$ -	$ -	$ -	$ -	$ -	$ -	$ -	$ -	$ -
3526	621001811	376.1	$ -	$ -	$ -	$ -	$ -	$ -	$ -	$ -	$ -	$ -	$ -
3527	621001811	376.2	$ -	$ -	$ -	$ -	$ -	$ -	$ -	$ -	$ -	$ -	$ -
3528	621001811	376.4	$ -	$ -	$ -	$ -	$ -	$ -	$ -	$ -	$ -	$ -	$ -
3529	621001811	380.0	$ -	$ -	$ -	$ -	$ -	$ -	$ -	$ -	$ -	$ -	$ -
3530	610001812	376.1	$ -	$ -	$ -	$ -	$ -	$ -	$ -	$ -	$ -	$ -	$ -
3531	610001812	376.2	$ -	$ -	$ -	$ -	$ -	$ -	$ -	$ -	$ -	$ -	$ -

Sponsored by NMGC Witness Erik C. Buchanan

NEW MEXICO GAS COMPANY, INC.

Gross Balances
Base Period - 12 Months Ending March 31, 2023
Future Test Year - 12 Months Ending September 30, 2025

	A	B	N	O	P	Q	R	S	T	U	V	W	X	Y
1														
2			Balance	Balance	Balance	Balance	Balance	Balance	Balance	Balance	Balance	Balance	Balance	Balance
3	Investment Number / Beginning Balance	FERC Account	2/29/2024	3/31/2024	4/30/2024	5/31/2024	6/30/2024	7/31/2024	8/31/2024	9/30/2024	10/31/2024	11/30/2024	12/31/2024	1/31/2025
3483	610001798	376.2	$ -	$ -	$ -	$ -	$ -	$ -	$ -	$ -	$ -	$ -	$ -	$ -
3484	610001798	376.4	$ -	$ -	$ -	$ -	$ -	$ -	$ -	$ -	$ -	$ -	$ -	$ -
3485	610001798	380.0	$ -	$ -	$ -	$ -	$ -	$ -	$ -	$ -	$ -	$ -	$ -	$ -
3486	T680001799	367.1	$ -	$ -	$ -	$ -	$ -	$ -	$ -	$ -	$ -	$ -	$ -	$ -
3487	T680001799	368.0	$ -	$ -	$ -	$ -	$ -	$ -	$ -	$ -	$ -	$ -	$ -	$ -
3488	T680001799	369.0	$ -	$ -	$ -	$ -	$ -	$ -	$ -	$ -	$ -	$ -	$ -	$ -
3489	T621001800	367.1	$ -	$ -	$ -	$ -	$ -	$ -	$ -	$ -	$ -	$ -	$ -	$ -
3490	T621001800	368.0	$ -	$ -	$ -	$ -	$ -	$ -	$ -	$ -	$ -	$ -	$ -	$ -
3491	T621001800	369.0	$ -	$ -	$ -	$ -	$ -	$ -	$ -	$ -	$ -	$ -	$ -	$ -
3492	T610001801	367.1	$ -	$ -	$ -	$ -	$ -	$ -	$ -	$ -	$ -	$ -	$ -	$ -
3493	T610001801	368.0	$ -	$ -	$ -	$ -	$ -	$ -	$ -	$ -	$ -	$ -	$ -	$ -
3494	T610001801	369.0	$ -	$ -	$ -	$ -	$ -	$ -	$ -	$ -	$ -	$ -	$ -	$ -
3495	T610001802	367.1	$ -	$ -	$ -	$ -	$ -	$ -	$ -	$ -	$ -	$ -	$ -	$ -
3496	T610001802	368.0	$ -	$ -	$ -	$ -	$ -	$ -	$ -	$ -	$ -	$ -	$ -	$ -
3497	T610001802	369.0	$ -	$ -	$ -	$ -	$ -	$ -	$ -	$ -	$ -	$ -	$ -	$ -
3498	T610001803	367.1	$ -	$ -	$ -	$ -	$ -	$ -	$ -	$ -	$ -	$ -	$ -	$ -
3499	T610001803	368.0	$ -	$ -	$ -	$ -	$ -	$ -	$ -	$ -	$ -	$ -	$ -	$ -
3500	T610001803	369.0	$ -	$ -	$ -	$ -	$ -	$ -	$ -	$ -	$ -	$ -	$ -	$ -
3501	610001804	376.1	$ -	$ -	$ -	$ -	$ 63,364	$ 63,364	$ 63,364	$ 128,479	$ 128,479	$ 128,479	$ 190,087	$ 190,087
3502	610001804	376.2	$ -	$ -	$ -	$ -	$ 443,548	$ 443,548	$ 443,548	$ 899,354	$ 899,354	$ 899,354	$ 1,330,610	$ 1,330,610
3503	610001804	376.4	$ -	$ -	$ -	$ -	$ 31,682	$ 31,682	$ 31,682	$ 64,240	$ 64,240	$ 64,240	$ 95,044	$ 95,044
3504	610001804	380.0	$ -	$ -	$ -	$ -	$ 95,046	$ 95,046	$ 95,046	$ 192,719	$ 192,719	$ 192,719	$ 285,131	$ 285,131
3505	621001805	376.1	$ -	$ -	$ -	$ -	$ -	$ -	$ -	$ -	$ -	$ -	$ -	$ -
3506	621001805	376.2	$ -	$ -	$ -	$ -	$ -	$ -	$ -	$ -	$ -	$ -	$ -	$ -
3507	621001805	376.4	$ -	$ -	$ -	$ -	$ -	$ -	$ -	$ -	$ -	$ -	$ -	$ -
3508	621001805	380.0	$ -	$ -	$ -	$ -	$ -	$ -	$ -	$ -	$ -	$ -	$ -	$ -
3509	610001806	376.1	$ -	$ -	$ -	$ -	$ -	$ -	$ -	$ -	$ -	$ -	$ -	$ -
3510	610001806	376.2	$ -	$ -	$ -	$ -	$ -	$ -	$ -	$ -	$ -	$ -	$ -	$ -
3511	610001806	376.4	$ -	$ -	$ -	$ -	$ -	$ -	$ -	$ -	$ -	$ -	$ -	$ -
3512	610001806	380.0	$ -	$ -	$ -	$ -	$ -	$ -	$ -	$ -	$ -	$ -	$ -	$ -
3513	610001807	376.1	$ -	$ -	$ -	$ -	$ -	$ -	$ -	$ -	$ -	$ -	$ -	$ -
3514	610001807	376.2	$ -	$ -	$ -	$ -	$ -	$ -	$ -	$ -	$ -	$ -	$ -	$ -
3515	610001807	376.4	$ -	$ -	$ -	$ -	$ -	$ -	$ -	$ -	$ -	$ -	$ -	$ -
3516	610001807	380.0	$ -	$ -	$ -	$ -	$ -	$ -	$ -	$ -	$ -	$ -	$ -	$ -
3517	610001808	376.1	$ -	$ -	$ -	$ -	$ -	$ -	$ -	$ -	$ -	$ -	$ -	$ -
3518	610001808	376.2	$ -	$ -	$ -	$ -	$ -	$ -	$ -	$ -	$ -	$ -	$ -	$ -
3519	610001808	376.4	$ -	$ -	$ -	$ -	$ -	$ -	$ -	$ -	$ -	$ -	$ -	$ -
3520	610001808	380.0	$ -	$ -	$ -	$ -	$ -	$ -	$ -	$ -	$ -	$ -	$ -	$ -
3521	T621001809	368.0	$ -	$ -	$ -	$ -	$ -	$ -	$ -	$ -	$ -	$ -	$ -	$ -
3522	T621001809	369.0	$ -	$ -	$ -	$ -	$ -	$ -	$ -	$ -	$ -	$ -	$ -	$ -
3523	T680001810	367.1	$ -	$ -	$ -	$ -	$ -	$ -	$ -	$ -	$ -	$ -	$ -	$ -
3524	T680001810	368.0	$ -	$ -	$ -	$ -	$ -	$ -	$ -	$ -	$ -	$ -	$ -	$ -
3525	T680001810	369.0	$ -	$ -	$ -	$ -	$ -	$ -	$ -	$ -	$ -	$ -	$ -	$ -
3526	621001811	376.1	$ -	$ -	$ -	$ -	$ -	$ -	$ -	$ -	$ -	$ -	$ -	$ -
3527	621001811	376.2	$ -	$ -	$ -	$ -	$ -	$ -	$ -	$ -	$ -	$ -	$ -	$ -
3528	621001811	376.4	$ -	$ -	$ -	$ -	$ -	$ -	$ -	$ -	$ -	$ -	$ -	$ -
3529	621001811	380.0	$ -	$ -	$ -	$ -	$ -	$ -	$ -	$ -	$ -	$ -	$ -	$ -
3530	610001812	376.1	$ -	$ -	$ -	$ -	$ -	$ -	$ -	$ -	$ -	$ -	$ -	$ -
3531	610001812	376.2	$ -	$ -	$ -	$ -	$ -	$ -	$ -	$ -	$ -	$ -	$ -	$ -

Sponsored by NMGC Witness Erik C. Buchanan

NEW MEXICO GAS COMPANY, INC.

Gross Balances
Base Period - 12 Months Ending March 31, 2023
Future Test Year - 12 Months Ending September 30, 2025

	A	B	Z	AA	AB	AC	AD	AE	AF	AG
1										
2			Balance	Balance	Balance	Balance	Balance	Balance	Balance	Balance
3	Investment Number / Beginning Balance	FERC Account	2/28/2025	3/31/2025	4/30/2025	5/31/2025	6/30/2025	7/31/2025	8/31/2025	9/30/2025
3483	610001798	376.2	$ -	$ -	$ -	$ -	$ -	$ -	$ -	$ -
3484	610001798	376.4	$ -	$ -	$ -	$ -	$ -	$ -	$ -	$ -
3485	610001798	380.0	$ -	$ -	$ -	$ -	$ -	$ -	$ -	$ -
3486	T680001799	367.1	$ -	$ -	$ -	$ -	$ -	$ -	$ -	$ -
3487	T680001799	368.0	$ -	$ -	$ -	$ -	$ -	$ -	$ -	$ -
3488	T680001799	369.0	$ -	$ -	$ -	$ -	$ -	$ -	$ -	$ -
3489	T621001800	367.1	$ -	$ -	$ -	$ -	$ -	$ -	$ -	$ -
3490	T621001800	368.0	$ -	$ -	$ -	$ -	$ -	$ -	$ -	$ -
3491	T621001800	369.0	$ -	$ -	$ -	$ -	$ -	$ -	$ -	$ -
3492	T610001801	367.1	$ -	$ -	$ -	$ -	$ -	$ -	$ -	$ -
3493	T610001801	368.0	$ -	$ -	$ -	$ -	$ -	$ -	$ -	$ -
3494	T610001801	369.0	$ -	$ -	$ -	$ -	$ -	$ -	$ -	$ -
3495	T610001802	367.1	$ -	$ -	$ -	$ -	$ -	$ -	$ -	$ -
3496	T610001802	368.0	$ -	$ -	$ -	$ -	$ -	$ -	$ -	$ -
3497	T610001802	369.0	$ -	$ -	$ -	$ -	$ -	$ -	$ -	$ -
3498	T610001803	367.1	$ -	$ -	$ -	$ -	$ -	$ -	$ -	$ -
3499	T610001803	368.0	$ -	$ -	$ -	$ -	$ -	$ -	$ -	$ -
3500	T610001803	369.0	$ -	$ -	$ -	$ -	$ -	$ -	$ -	$ -
3501	610001804	376.1	$ 190,087	$ 190,087	$ 190,087	$ 190,087	$ 190,087	$ 190,087	$ 190,087	$ 190,087
3502	610001804	376.2	$ 1,330,610	$ 1,330,610	$ 1,330,610	$ 1,330,610	$ 1,330,610	$ 1,330,610	$ 1,330,610	$ 1,330,610
3503	610001804	376.4	$ 95,044	$ 95,044	$ 95,044	$ 95,044	$ 95,044	$ 95,044	$ 95,044	$ 95,044
3504	610001804	380.0	$ 285,131	$ 285,131	$ 285,131	$ 285,131	$ 285,131	$ 285,131	$ 285,131	$ 285,131
3505	621001805	376.1	$ -	$ -	$ -	$ -	$ -	$ -	$ -	$ -
3506	621001805	376.2	$ -	$ -	$ -	$ -	$ -	$ -	$ -	$ -
3507	621001805	376.4	$ -	$ -	$ -	$ -	$ -	$ -	$ -	$ -
3508	621001805	380.0	$ -	$ -	$ -	$ -	$ -	$ -	$ -	$ -
3509	610001806	376.1	$ -	$ -	$ -	$ -	$ 42,696	$ 42,696	$ 42,696	$ 96,301
3510	610001806	376.2	$ -	$ -	$ -	$ -	$ 298,872	$ 298,872	$ 298,872	$ 674,106
3511	610001806	376.4	$ -	$ -	$ -	$ -	$ 21,348	$ 21,348	$ 21,348	$ 48,150
3512	610001806	380.0	$ -	$ -	$ -	$ -	$ 64,044	$ 64,044	$ 64,044	$ 144,451
3513	610001807	376.1	$ -	$ -	$ -	$ -	$ -	$ -	$ -	$ -
3514	610001807	376.2	$ -	$ -	$ -	$ -	$ -	$ -	$ -	$ -
3515	610001807	376.4	$ -	$ -	$ -	$ -	$ -	$ -	$ -	$ -
3516	610001807	380.0	$ -	$ -	$ -	$ -	$ -	$ -	$ -	$ -
3517	610001808	376.1	$ -	$ -	$ -	$ -	$ -	$ -	$ -	$ -
3518	610001808	376.2	$ -	$ -	$ -	$ -	$ -	$ -	$ -	$ -
3519	610001808	376.4	$ -	$ -	$ -	$ -	$ -	$ -	$ -	$ -
3520	610001808	380.0	$ -	$ -	$ -	$ -	$ -	$ -	$ -	$ -
3521	T621001809	368.0	$ -	$ -	$ -	$ -	$ -	$ -	$ -	$ -
3522	T621001809	369.0	$ -	$ -	$ -	$ -	$ -	$ -	$ -	$ -
3523	T680001810	367.1	$ -	$ -	$ -	$ -	$ -	$ -	$ -	$ -
3524	T680001810	368.0	$ -	$ -	$ -	$ -	$ -	$ -	$ -	$ -
3525	T680001810	369.0	$ -	$ -	$ -	$ -	$ -	$ -	$ -	$ -
3526	621001811	376.1	$ -	$ -	$ -	$ -	$ -	$ -	$ -	$ -
3527	621001811	376.2	$ -	$ -	$ -	$ -	$ -	$ -	$ -	$ -
3528	621001811	376.4	$ -	$ -	$ -	$ -	$ -	$ -	$ -	$ -
3529	621001811	380.0	$ -	$ -	$ -	$ -	$ -	$ -	$ -	$ -
3530	610001812	376.1	$ -	$ -	$ -	$ -	$ -	$ -	$ -	$ -
3531	610001812	376.2	$ -	$ -	$ -	$ -	$ -	$ -	$ -	$ -

Sponsored by NMGC Witness Erik C. Buchanan

NEW MEXICO GAS COMPANY, INC.

Gross Balances
Base Period - 12 Months Ending March 31, 2023
Future Test Year - 12 Months Ending September 30, 2025

	A	B	C	D	E	F	G	H	I	J	K	L	M
1			Adjusted Base Period										
2			Balance	Balance	Balance	Balance	Balance	Balance	Balance	Balance	Balance	Balance	Balance
3	Investment Number / Beginning Balance	FERC Account	3/31/2023	4/30/2023	5/31/2023	6/30/2023	7/31/2023	8/31/2023	9/30/2023	10/31/2023	11/30/2023	12/31/2023	1/31/2024
3532	610001812	376.4	$ -	$ -	$ -	$ -	$ -	$ -	$ -	$ -	$ -	$ -	$ -
3533	610001812	380.0	$ -	$ -	$ -	$ -	$ -	$ -	$ -	$ -	$ -	$ -	$ -
3534	610001813	376.1	$ -	$ -	$ -	$ -	$ -	$ -	$ -	$ -	$ -	$ -	$ -
3535	610001813	376.2	$ -	$ -	$ -	$ -	$ -	$ -	$ -	$ -	$ -	$ -	$ -
3536	610001813	376.4	$ -	$ -	$ -	$ -	$ -	$ -	$ -	$ -	$ -	$ -	$ -
3537	610001813	380.0	$ -	$ -	$ -	$ -	$ -	$ -	$ -	$ -	$ -	$ -	$ -
3538	T624001814	367.1	$ -	$ -	$ -	$ -	$ -	$ -	$ -	$ -	$ -	$ -	$ -
3539	T624001814	368.0	$ -	$ -	$ -	$ -	$ -	$ -	$ -	$ -	$ -	$ -	$ -
3540	T624001814	369.0	$ -	$ -	$ -	$ -	$ -	$ -	$ -	$ -	$ -	$ -	$ -
3541	601001815	303.3	$ -	$ -	$ -	$ -	$ -	$ -	$ -	$ -	$ -	$ -	$ -
3542	T601001816	367.1	$ -	$ -	$ -	$ -	$ -	$ -	$ -	$ -	$ -	$ -	$ -
3543	T601001816	368.0	$ -	$ -	$ -	$ -	$ -	$ -	$ -	$ -	$ -	$ -	$ -
3544	T601001816	369.0	$ -	$ -	$ -	$ -	$ -	$ -	$ -	$ -	$ -	$ -	$ -
3545	T660001817	367.1	$ -	$ -	$ -	$ -	$ -	$ -	$ -	$ -	$ -	$ -	$ -
3546	T660001817	368.0	$ -	$ -	$ -	$ -	$ -	$ -	$ -	$ -	$ -	$ -	$ -
3547	T660001817	369.0	$ -	$ -	$ -	$ -	$ -	$ -	$ -	$ -	$ -	$ -	$ -
3548	T601001818	367.1	$ -	$ -	$ -	$ -	$ -	$ -	$ -	$ -	$ -	$ -	$ -
3549	T601001818	368.0	$ -	$ -	$ -	$ -	$ -	$ -	$ -	$ -	$ -	$ -	$ -
3550	T601001818	369.0	$ -	$ -	$ -	$ -	$ -	$ -	$ -	$ -	$ -	$ -	$ -
3551	T624001819	369.0	$ -	$ -	$ -	$ -	$ -	$ -	$ -	$ -	$ -	$ -	$ -
3552	T601001820	367.1	$ -	$ -	$ -	$ -	$ -	$ -	$ -	$ -	$ -	$ -	$ -
3553	T601001820	368.0	$ -	$ -	$ -	$ -	$ -	$ -	$ -	$ -	$ -	$ -	$ -
3554	T601001820	369.0	$ -	$ -	$ -	$ -	$ -	$ -	$ -	$ -	$ -	$ -	$ -
3555	T601001821	394.0	$ -	$ -	$ -	$ 359,160	$ 359,160	$ 359,160	$ 359,160	$ 359,160	$ 359,160	$ 359,160	$ 359,160
3556	T624001822	369.0	$ -	$ -	$ -	$ -	$ -	$ -	$ 100,288	$ 100,288	$ 100,288	$ 100,288	$ 100,288
3557	601001823	390.0	$ -	$ -	$ -	$ -	$ -	$ -	$ -	$ -	$ -	$ -	$ -
3558	T601001824	367.1	$ -	$ -	$ -	$ -	$ -	$ -	$ -	$ -	$ -	$ -	$ -
3559	T601001824	368.0	$ -	$ -	$ -	$ -	$ -	$ -	$ -	$ -	$ -	$ -	$ -
3560	T601001824	369.0	$ -	$ -	$ -	$ -	$ -	$ -	$ -	$ -	$ -	$ -	$ -
3561	T610001825	367.1	$ -	$ -	$ -	$ -	$ -	$ -	$ -	$ -	$ -	$ -	$ -
3562	T680001826	367.1	$ -	$ -	$ -	$ -	$ -	$ -	$ -	$ -	$ -	$ -	$ -
3563	T680001826	368.0	$ -	$ -	$ -	$ -	$ -	$ -	$ -	$ -	$ -	$ -	$ -
3564	T680001826	369.0	$ -	$ -	$ -	$ -	$ -	$ -	$ -	$ -	$ -	$ -	$ -
3565	T680001827	367.1	$ -	$ -	$ -	$ -	$ -	$ -	$ -	$ -	$ -	$ -	$ -
3566	T680001827	368.0	$ -	$ -	$ -	$ -	$ -	$ -	$ -	$ -	$ -	$ -	$ -
3567	T680001827	369.0	$ -	$ -	$ -	$ -	$ -	$ -	$ -	$ -	$ -	$ -	$ -
3568	610001828	376.1	$ -	$ -	$ -	$ -	$ -	$ -	$ -	$ -	$ -	$ -	$ -
3569	610001828	376.2	$ -	$ -	$ -	$ -	$ -	$ -	$ -	$ -	$ -	$ -	$ -
3570	610001828	376.4	$ -	$ -	$ -	$ -	$ -	$ -	$ -	$ -	$ -	$ -	$ -
3571	610001828	380.0	$ -	$ -	$ -	$ -	$ -	$ -	$ -	$ -	$ -	$ -	$ -
3572	T680001829	367.1	$ -	$ -	$ -	$ -	$ -	$ -	$ -	$ -	$ -	$ -	$ -
3573	T680001829	368.0	$ -	$ -	$ -	$ -	$ -	$ -	$ -	$ -	$ -	$ -	$ -
3574	T680001829	369.0	$ -	$ -	$ -	$ -	$ -	$ -	$ -	$ -	$ -	$ -	$ -
3575	T680001830	367.1	$ -	$ -	$ -	$ -	$ -	$ -	$ -	$ -	$ -	$ -	$ -
3576	T680001830	368.0	$ -	$ -	$ -	$ -	$ -	$ -	$ -	$ -	$ -	$ -	$ -
3577	T680001830	369.0	$ -	$ -	$ -	$ -	$ -	$ -	$ -	$ -	$ -	$ -	$ -
3578	T680001831	367.1	$ -	$ -	$ -	$ -	$ -	$ -	$ -	$ -	$ -	$ -	$ -
3579	T680001831	368.0	$ -	$ -	$ -	$ -	$ -	$ -	$ -	$ -	$ -	$ -	$ -
3580	T680001831	369.0	$ -	$ -	$ -	$ -	$ -	$ -	$ -	$ -	$ -	$ -	$ -

Sponsored by NMGC Witness Erik C. Buchanan

WP Plant 3 Gross Balances

NEW MEXICO GAS COMPANY, INC.

Gross Balances
Base Period - 12 Months Ending March 31, 2023
Future Test Year - 12 Months Ending September 30, 2025

	A	B	N	O	P	Q	R	S	T	U	V	W	X	Y
1														
2			Balance	Balance	Balance	Balance	Balance	Balance	Balance	Balance	Balance	Balance	Balance	Balance
3	Investment Number / Beginning Balance	FERC Account	2/29/2024	3/31/2024	4/30/2024	5/31/2024	6/30/2024	7/31/2024	8/31/2024	9/30/2024	10/31/2024	11/30/2024	12/31/2024	1/31/2025
3532	610001812	376.4	$ -	$ -	$ -	$ -	$ -	$ -	$ -	$ -	$ -	$ -	$ -	$ -
3533	610001812	380.0	$ -	$ -	$ -	$ -	$ -	$ -	$ -	$ -	$ -	$ -	$ -	$ -
3534	610001813	376.1	$ -	$ -	$ 14,119	$ 14,119	$ 14,119	$ 14,119	$ 14,119	$ 14,119	$ 14,119	$ 14,119	$ 14,119	$ 14,119
3535	610001813	376.2	$ -	$ -	$ 98,832	$ 98,832	$ 98,832	$ 98,832	$ 98,832	$ 98,832	$ 98,832	$ 98,832	$ 98,832	$ 98,832
3536	610001813	376.4	$ -	$ -	$ 7,059	$ 7,059	$ 7,059	$ 7,059	$ 7,059	$ 7,059	$ 7,059	$ 7,059	$ 7,059	$ 7,059
3537	610001813	380.0	$ -	$ -	$ 21,178	$ 21,178	$ 21,178	$ 21,178	$ 21,178	$ 21,178	$ 21,178	$ 21,178	$ 21,178	$ 21,178
3538	T624001814	367.1	$ -	$ -	$ -	$ -	$ -	$ -	$ -	$ -	$ -	$ -	$ -	$ -
3539	T624001814	368.0	$ -	$ -	$ -	$ -	$ -	$ -	$ -	$ -	$ -	$ -	$ -	$ -
3540	T624001814	369.0	$ -	$ -	$ -	$ -	$ -	$ -	$ -	$ -	$ -	$ -	$ -	$ -
3541	601001815	303.3	$ -	$ -	$ -	$ -	$ -	$ -	$ -	$ -	$ -	$ -	$ -	$ -
3542	T601001816	367.1	$ -	$ -	$ -	$ -	$ -	$ -	$ -	$ -	$ -	$ -	$ -	$ -
3543	T601001816	368.0	$ -	$ -	$ -	$ -	$ -	$ -	$ -	$ -	$ -	$ -	$ -	$ -
3544	T601001816	369.0	$ -	$ -	$ -	$ -	$ -	$ -	$ -	$ -	$ -	$ -	$ -	$ -
3545	T660001817	367.1	$ -	$ -	$ -	$ -	$ -	$ -	$ -	$ -	$ -	$ -	$ -	$ -
3546	T660001817	368.0	$ -	$ -	$ -	$ -	$ -	$ -	$ -	$ -	$ -	$ -	$ -	$ -
3547	T660001817	369.0	$ -	$ -	$ -	$ -	$ -	$ -	$ -	$ -	$ -	$ -	$ -	$ -
3548	T601001818	367.1	$ -	$ -	$ -	$ -	$ -	$ -	$ -	$ 68,334	$ 68,334	$ 68,334	$ 72,090	$ 72,090
3549	T601001818	368.0	$ -	$ -	$ -	$ -	$ -	$ -	$ -	$ 74,546	$ 74,546	$ 74,546	$ 78,644	$ 78,644
3550	T601001818	369.0	$ -	$ -	$ -	$ -	$ -	$ -	$ -	$ 64,193	$ 64,193	$ 64,193	$ 67,721	$ 67,721
3551	T624001819	369.0	$ -	$ -	$ -	$ -	$ -	$ -	$ -	$ -	$ -	$ -	$ -	$ -
3552	T601001820	367.1	$ -	$ -	$ -	$ -	$ -	$ -	$ -	$ -	$ -	$ -	$ -	$ -
3553	T601001820	368.0	$ -	$ -	$ -	$ -	$ -	$ -	$ -	$ -	$ -	$ -	$ -	$ -
3554	T601001820	369.0	$ -	$ -	$ -	$ -	$ -	$ -	$ -	$ -	$ -	$ -	$ -	$ -
3555	T601001821	394.0	$ 359,160	$ 359,160	$ 359,160	$ 359,160	$ 359,160	$ 359,160	$ 359,160	$ 359,160	$ 359,160	$ 359,160	$ 359,160	$ 359,160
3556	T624001822	369.0	$ 100,288	$ 100,288	$ 100,288	$ 100,288	$ 100,288	$ 100,288	$ 100,288	$ 100,288	$ 100,288	$ 100,288	$ 100,288	$ 100,288
3557	601001823	390.0	$ -	$ -	$ -	$ -	$ -	$ 1,677,426	$ 1,677,426	$ 1,677,426	$ 1,677,426	$ 1,677,426	$ 1,677,426	$ 1,677,426
3558	T601001824	367.1	$ -	$ -	$ -	$ -	$ -	$ -	$ -	$ -	$ -	$ -	$ -	$ -
3559	T601001824	368.0	$ -	$ -	$ -	$ -	$ -	$ -	$ -	$ -	$ -	$ -	$ -	$ -
3560	T601001824	369.0	$ -	$ -	$ -	$ -	$ -	$ -	$ -	$ -	$ -	$ -	$ -	$ -
3561	T610001825	367.1	$ -	$ -	$ -	$ -	$ 2,686,891	$ 2,686,891	$ 2,686,891	$ 2,686,891	$ 2,686,891	$ 2,686,891	$ 2,686,891	$ 2,686,891
3562	T680001826	367.1	$ -	$ -	$ -	$ -	$ -	$ -	$ -	$ -	$ -	$ -	$ -	$ -
3563	T680001826	368.0	$ -	$ -	$ -	$ -	$ -	$ -	$ -	$ -	$ -	$ -	$ -	$ -
3564	T680001826	369.0	$ -	$ -	$ -	$ -	$ -	$ -	$ -	$ -	$ -	$ -	$ -	$ -
3565	T680001827	367.1	$ -	$ -	$ -	$ -	$ -	$ -	$ -	$ -	$ -	$ -	$ -	$ -
3566	T680001827	368.0	$ -	$ -	$ -	$ -	$ -	$ -	$ -	$ -	$ -	$ -	$ -	$ -
3567	T680001827	369.0	$ -	$ -	$ -	$ -	$ -	$ -	$ -	$ -	$ -	$ -	$ -	$ -
3568	610001828	376.1	$ -	$ -	$ -	$ -	$ -	$ -	$ -	$ -	$ -	$ -	$ -	$ -
3569	610001828	376.2	$ -	$ -	$ -	$ -	$ -	$ -	$ -	$ -	$ -	$ -	$ -	$ -
3570	610001828	376.4	$ -	$ -	$ -	$ -	$ -	$ -	$ -	$ -	$ -	$ -	$ -	$ -
3571	610001828	380.0	$ -	$ -	$ -	$ -	$ -	$ -	$ -	$ -	$ -	$ -	$ -	$ -
3572	T680001829	367.1	$ -	$ -	$ -	$ -	$ -	$ -	$ -	$ -	$ -	$ -	$ -	$ -
3573	T680001829	368.0	$ -	$ -	$ -	$ -	$ -	$ -	$ -	$ -	$ -	$ -	$ -	$ -
3574	T680001829	369.0	$ -	$ -	$ -	$ -	$ -	$ -	$ -	$ -	$ -	$ -	$ -	$ -
3575	T680001830	367.1	$ -	$ -	$ -	$ -	$ -	$ -	$ -	$ -	$ -	$ -	$ -	$ -
3576	T680001830	368.0	$ -	$ -	$ -	$ -	$ -	$ -	$ -	$ -	$ -	$ -	$ -	$ -
3577	T680001830	369.0	$ -	$ -	$ -	$ -	$ -	$ -	$ -	$ -	$ -	$ -	$ -	$ -
3578	T680001831	367.1	$ -	$ -	$ -	$ -	$ -	$ -	$ -	$ -	$ -	$ -	$ -	$ -
3579	T680001831	368.0	$ -	$ -	$ -	$ -	$ -	$ -	$ -	$ -	$ -	$ -	$ -	$ -
3580	T680001831	369.0	$ -	$ -	$ -	$ -	$ -	$ -	$ -	$ -	$ -	$ -	$ -	$ -

Sponsored by NMGC Witness Erik C. Buchanan

NEW MEXICO GAS COMPANY, INC.

Gross Balances
Base Period - 12 Months Ending March 31, 2023
Future Test Year - 12 Months Ending September 30, 2025

	A	B	Z	AA	AB	AC	AD	AE	AF	AG
1										
2			Balance	Balance	Balance	Balance	Balance	Balance	Balance	Balance
3	Investment Number / Beginning Balance	FERC Account	2/28/2025	3/31/2025	4/30/2025	5/31/2025	6/30/2025	7/31/2025	8/31/2025	9/30/2025
3532	610001812	376.4	$ -	$ -	$ -	$ -	$ -	$ -	$ -	$ -
3533	610001812	380.0	$ -	$ -	$ -	$ -	$ -	$ -	$ -	$ -
3534	610001813	376.1	$ 14,119	$ 14,119	$ 14,119	$ 14,119	$ 14,119	$ 14,119	$ 14,119	$ 14,119
3535	610001813	376.2	$ 98,832	$ 98,832	$ 98,832	$ 98,832	$ 98,832	$ 98,832	$ 98,832	$ 98,832
3536	610001813	376.4	$ 7,059	$ 7,059	$ 7,059	$ 7,059	$ 7,059	$ 7,059	$ 7,059	$ 7,059
3537	610001813	380.0	$ 21,178	$ 21,178	$ 21,178	$ 21,178	$ 21,178	$ 21,178	$ 21,178	$ 21,178
3538	T624001814	367.1	$ -	$ -	$ -	$ -	$ -	$ -	$ -	$ -
3539	T624001814	368.0	$ -	$ -	$ -	$ -	$ -	$ -	$ -	$ -
3540	T624001814	369.0	$ -	$ -	$ -	$ -	$ -	$ -	$ -	$ -
3541	601001815	303.3	$ -	$ -	$ -	$ -	$ -	$ -	$ -	$ -
3542	T601001816	367.1	$ -	$ -	$ -	$ -	$ -	$ -	$ -	$ -
3543	T601001816	368.0	$ -	$ -	$ -	$ -	$ -	$ -	$ -	$ -
3544	T601001816	369.0	$ -	$ -	$ -	$ -	$ -	$ -	$ -	$ -
3545	T660001817	367.1	$ -	$ -	$ -	$ -	$ -	$ -	$ -	$ -
3546	T660001817	368.0	$ -	$ -	$ -	$ -	$ -	$ -	$ -	$ -
3547	T660001817	369.0	$ -	$ -	$ -	$ -	$ -	$ -	$ -	$ -
3548	T601001818	367.1	$ 72,090	$ 72,090	$ 72,090	$ 72,090	$ 72,090	$ 72,090	$ 72,090	$ 72,090
3549	T601001818	368.0	$ 78,644	$ 78,644	$ 78,644	$ 78,644	$ 78,644	$ 78,644	$ 78,644	$ 78,644
3550	T601001818	369.0	$ 67,721	$ 67,721	$ 67,721	$ 67,721	$ 67,721	$ 67,721	$ 67,721	$ 67,721
3551	T624001819	369.0	$ -	$ -	$ -	$ -	$ -	$ -	$ -	$ -
3552	T601001820	367.1	$ -	$ -	$ -	$ -	$ -	$ -	$ -	$ -
3553	T601001820	368.0	$ -	$ -	$ -	$ -	$ -	$ -	$ -	$ -
3554	T601001820	369.0	$ -	$ -	$ -	$ -	$ -	$ -	$ -	$ -
3555	T601001821	394.0	$ 359,160	$ 359,160	$ 359,160	$ 359,160	$ 359,160	$ 359,160	$ 359,160	$ 359,160
3556	T624001822	369.0	$ 100,288	$ 100,288	$ 100,288	$ 100,288	$ 100,288	$ 100,288	$ 100,288	$ 100,288
3557	601001823	390.0	$ 1,677,426	$ 1,677,426	$ 1,677,426	$ 1,677,426	$ 1,677,426	$ 1,677,426	$ 1,677,426	$ 1,677,426
3558	T601001824	367.1	$ -	$ -	$ -	$ -	$ -	$ -	$ -	$ -
3559	T601001824	368.0	$ -	$ -	$ -	$ -	$ -	$ -	$ -	$ -
3560	T601001824	369.0	$ -	$ -	$ -	$ -	$ -	$ -	$ -	$ -
3561	T610001825	367.1	$ 2,686,891	$ 2,686,891	$ 2,686,891	$ 2,686,891	$ 2,686,891	$ 2,686,891	$ 2,686,891	$ 2,686,891
3562	T680001826	367.1	$ -	$ -	$ -	$ -	$ -	$ -	$ -	$ -
3563	T680001826	368.0	$ -	$ -	$ -	$ -	$ -	$ -	$ -	$ -
3564	T680001826	369.0	$ -	$ -	$ -	$ -	$ -	$ -	$ -	$ -
3565	T680001827	367.1	$ -	$ -	$ -	$ -	$ -	$ -	$ -	$ -
3566	T680001827	368.0	$ -	$ -	$ -	$ -	$ -	$ -	$ -	$ -
3567	T680001827	369.0	$ -	$ -	$ -	$ -	$ -	$ -	$ -	$ -
3568	610001828	376.1	$ -	$ -	$ -	$ -	$ -	$ -	$ -	$ -
3569	610001828	376.2	$ -	$ -	$ -	$ -	$ -	$ -	$ -	$ -
3570	610001828	376.4	$ -	$ -	$ -	$ -	$ -	$ -	$ -	$ -
3571	610001828	380.0	$ -	$ -	$ -	$ -	$ -	$ -	$ -	$ -
3572	T680001829	367.1	$ -	$ -	$ -	$ -	$ -	$ -	$ -	$ -
3573	T680001829	368.0	$ -	$ -	$ -	$ -	$ -	$ -	$ -	$ -
3574	T680001829	369.0	$ -	$ -	$ -	$ -	$ -	$ -	$ -	$ -
3575	T680001830	367.1	$ -	$ -	$ -	$ -	$ -	$ -	$ -	$ -
3576	T680001830	368.0	$ -	$ -	$ -	$ -	$ -	$ -	$ -	$ -
3577	T680001830	369.0	$ -	$ -	$ -	$ -	$ -	$ -	$ -	$ -
3578	T680001831	367.1	$ -	$ -	$ -	$ -	$ -	$ -	$ -	$ -
3579	T680001831	368.0	$ -	$ -	$ -	$ -	$ -	$ -	$ -	$ -
3580	T680001831	369.0	$ -	$ -	$ -	$ -	$ -	$ -	$ -	$ -

Sponsored by NMGC Witness Erik C. Buchanan

NEW MEXICO GAS COMPANY, INC.

Gross Balances
Base Period - 12 Months Ending March 31, 2023
Future Test Year - 12 Months Ending September 30, 2025

	A	B	C	D	E	F	G	H	I	J	K	L	M
1			Adjusted Base Period										
2			Balance	Balance	Balance	Balance	Balance	Balance	Balance	Balance	Balance	Balance	Balance
3	Investment Number / Beginning Balance	FERC Account	3/31/2023	4/30/2023	5/31/2023	6/30/2023	7/31/2023	8/31/2023	9/30/2023	10/31/2023	11/30/2023	12/31/2023	1/31/2024
3581	610001832	376.1	$ -	$ -	$ -	$ -	$ -	$ -	$ -	$ -	$ -	$ -	$ -
3582	610001832	376.2	$ -	$ -	$ -	$ -	$ -	$ -	$ -	$ -	$ -	$ -	$ -
3583	610001832	376.4	$ -	$ -	$ -	$ -	$ -	$ -	$ -	$ -	$ -	$ -	$ -
3584	610001832	380.0	$ -	$ -	$ -	$ -	$ -	$ -	$ -	$ -	$ -	$ -	$ -
3585	610001833	378.0	$ -	$ -	$ -	$ -	$ -	$ -	$ -	$ -	$ -	$ -	$ -
3586	610001833	385.0	$ -	$ -	$ -	$ -	$ -	$ -	$ -	$ -	$ -	$ -	$ -
3587	T660001834	367.1	$ -	$ -	$ -	$ -	$ -	$ -	$ -	$ -	$ -	$ -	$ -
3588	T660001834	368.0	$ -	$ -	$ -	$ -	$ -	$ -	$ -	$ -	$ -	$ -	$ -
3589	T660001834	369.0	$ -	$ -	$ -	$ -	$ -	$ -	$ -	$ -	$ -	$ -	$ -
3590	610001835	376.1	$ -	$ -	$ -	$ -	$ -	$ 13,130	$ 13,130	$ 13,130	$ 13,130	$ 13,130	$ 13,130
3591	610001835	376.2	$ -	$ -	$ -	$ -	$ -	$ 91,909	$ 91,909	$ 91,909	$ 91,909	$ 91,909	$ 91,909
3592	610001835	376.4	$ -	$ -	$ -	$ -	$ -	$ 6,565	$ 6,565	$ 6,565	$ 6,565	$ 6,565	$ 6,565
3593	610001835	380.0	$ -	$ -	$ -	$ -	$ -	$ 19,695	$ 19,695	$ 19,695	$ 19,695	$ 19,695	$ 19,695
3594	T680001836	367.1	$ -	$ -	$ -	$ -	$ -	$ -	$ -	$ -	$ -	$ -	$ -
3595	T680001836	368.0	$ -	$ -	$ -	$ -	$ -	$ -	$ -	$ -	$ -	$ -	$ -
3596	T680001836	369.0	$ -	$ -	$ -	$ -	$ -	$ -	$ -	$ -	$ -	$ -	$ -
3597	T680001837	368.0	$ -	$ -	$ -	$ -	$ -	$ -	$ 16,692	$ 16,692	$ 16,692	$ 16,692	$ 16,692
3598	T680001837	369.0	$ -	$ -	$ -	$ -	$ -	$ -	$ 66,770	$ 66,770	$ 66,770	$ 66,770	$ 66,770
3599	621001838	376.1	$ -	$ -	$ -	$ -	$ -	$ -	$ -	$ -	$ -	$ -	$ -
3600	621001838	376.2	$ -	$ -	$ -	$ -	$ -	$ -	$ -	$ -	$ -	$ -	$ -
3601	621001838	376.4	$ -	$ -	$ -	$ -	$ -	$ -	$ -	$ -	$ -	$ -	$ -
3602	T660001839	367.1	$ -	$ -	$ -	$ -	$ -	$ -	$ -	$ -	$ -	$ -	$ -
3603	T660001839	368.0	$ -	$ -	$ -	$ -	$ -	$ -	$ -	$ -	$ -	$ -	$ -
3604	T660001839	369.0	$ -	$ -	$ -	$ -	$ -	$ -	$ -	$ -	$ -	$ -	$ -
3605	684001840	376.1	$ -	$ -	$ -	$ -	$ -	$ -	$ -	$ -	$ -	$ -	$ -
3606	684001840	376.2	$ -	$ -	$ -	$ -	$ -	$ -	$ -	$ -	$ -	$ -	$ -
3607	684001840	376.4	$ -	$ -	$ -	$ -	$ -	$ -	$ -	$ -	$ -	$ -	$ -
3608	684001840	380.0	$ -	$ -	$ -	$ -	$ -	$ -	$ -	$ -	$ -	$ -	$ -
3609	601001841	303.3	$ -	$ -	$ -	$ -	$ -	$ -	$ -	$ -	$ -	$ -	$ -
3610	601001842	303.3	$ -	$ -	$ -	$ -	$ -	$ -	$ -	$ -	$ -	$ -	$ -
3611	T680001843	367.1	$ -	$ -	$ -	$ -	$ -	$ -	$ -	$ -	$ -	$ -	$ -
3612	T680001843	368.0	$ -	$ -	$ -	$ -	$ -	$ -	$ -	$ -	$ -	$ -	$ -
3613	T680001843	369.0	$ -	$ -	$ -	$ -	$ -	$ -	$ -	$ -	$ -	$ -	$ -
3614	T601001844	369.0	$ -	$ -	$ -	$ -	$ -	$ -	$ -	$ -	$ -	$ -	$ -
3615	T610001845	368.0	$ -	$ -	$ -	$ -	$ -	$ -	$ -	$ -	$ -	$ -	$ -
3616	T610001845	369.0	$ -	$ -	$ -	$ -	$ -	$ -	$ -	$ -	$ -	$ -	$ -
3617	T610001846	368.0	$ -	$ -	$ -	$ -	$ -	$ -	$ -	$ -	$ -	$ -	$ -
3618	T610001846	369.0	$ -	$ -	$ -	$ -	$ -	$ -	$ -	$ -	$ -	$ -	$ -
3619	T621001847	367.1	$ -	$ -	$ -	$ -	$ -	$ -	$ -	$ -	$ -	$ -	$ -
3620	T621001847	368.0	$ -	$ -	$ -	$ -	$ -	$ -	$ -	$ -	$ -	$ -	$ -
3621	T621001847	369.0	$ -	$ -	$ -	$ -	$ -	$ -	$ -	$ -	$ -	$ -	$ -
3622	601001848	303.3	$ -	$ -	$ -	$ -	$ -	$ -	$ -	$ -	$ -	$ -	$ -
3623	T610001849	369.0	$ -	$ -	$ -	$ -	$ -	$ -	$ -	$ -	$ -	$ -	$ -
3624	610001850	376.1	$ -	$ -	$ -	$ -	$ -	$ -	$ -	$ -	$ -	$ -	$ -
3625	610001850	376.2	$ -	$ -	$ -	$ -	$ -	$ -	$ -	$ -	$ -	$ -	$ -
3626	610001850	376.4	$ -	$ -	$ -	$ -	$ -	$ -	$ -	$ -	$ -	$ -	$ -
3627	610001850	380.0	$ -	$ -	$ -	$ -	$ -	$ -	$ -	$ -	$ -	$ -	$ -
3628	601001851	391.2	$ -	$ -	$ -	$ -	$ -	$ -	$ -	$ -	$ -	$ -	$ -
3629	601001851	397.0	$ -	$ -	$ -	$ -	$ -	$ -	$ -	$ -	$ -	$ -	$ -

Sponsored by NMGC Witness Erik C. Buchanan

NEW MEXICO GAS COMPANY, INC.

Gross Balances
Base Period - 12 Months Ending March 31, 2023
Future Test Year - 12 Months Ending September 30, 2025

	A	B	N	O	P	Q	R	S	T	U	V	W	X	Y
1														
2			Balance	Balance	Balance	Balance	Balance	Balance	Balance	Balance	Balance	Balance	Balance	Balance
3	Investment Number / Beginning Balance	FERC Account	2/29/2024	3/31/2024	4/30/2024	5/31/2024	6/30/2024	7/31/2024	8/31/2024	9/30/2024	10/31/2024	11/30/2024	12/31/2024	1/31/2025
3581	610001832	376.1	$ -	$ -	$ -	$ -	$ -	$ -	$ -	$ -	$ -	$ -	$ -	$ -
3582	610001832	376.2	$ -	$ -	$ -	$ -	$ -	$ -	$ -	$ -	$ -	$ -	$ -	$ -
3583	610001832	376.4	$ -	$ -	$ -	$ -	$ -	$ -	$ -	$ -	$ -	$ -	$ -	$ -
3584	610001832	380.0	$ -	$ -	$ -	$ -	$ -	$ -	$ -	$ -	$ -	$ -	$ -	$ -
3585	610001833	378.0	$ -	$ -	$ -	$ -	$ -	$ -	$ -	$ -	$ -	$ -	$ -	$ -
3586	610001833	385.0	$ -	$ -	$ -	$ -	$ -	$ -	$ -	$ -	$ -	$ -	$ -	$ -
3587	T660001834	367.1	$ -	$ -	$ -	$ -	$ -	$ -	$ -	$ -	$ -	$ -	$ -	$ -
3588	T660001834	368.0	$ -	$ -	$ -	$ -	$ -	$ -	$ -	$ -	$ -	$ -	$ -	$ -
3589	T660001834	369.0	$ -	$ -	$ -	$ -	$ -	$ -	$ -	$ -	$ -	$ -	$ -	$ -
3590	610001835	376.1	$ 13,130	$ 13,130	$ 13,130	$ 13,130	$ 13,130	$ 13,130	$ 13,130	$ 13,130	$ 13,130	$ 13,130	$ 13,130	$ 13,130
3591	610001835	376.2	$ 91,909	$ 91,909	$ 91,909	$ 91,909	$ 91,909	$ 91,909	$ 91,909	$ 91,909	$ 91,909	$ 91,909	$ 91,909	$ 91,909
3592	610001835	376.4	$ 6,565	$ 6,565	$ 6,565	$ 6,565	$ 6,565	$ 6,565	$ 6,565	$ 6,565	$ 6,565	$ 6,565	$ 6,565	$ 6,565
3593	610001835	380.0	$ 19,695	$ 19,695	$ 19,695	$ 19,695	$ 19,695	$ 19,695	$ 19,695	$ 19,695	$ 19,695	$ 19,695	$ 19,695	$ 19,695
3594	T680001836	367.1	$ -	$ -	$ -	$ -	$ -	$ -	$ -	$ -	$ -	$ -	$ -	$ -
3595	T680001836	368.0	$ -	$ -	$ -	$ -	$ -	$ -	$ -	$ -	$ -	$ -	$ -	$ -
3596	T680001836	369.0	$ -	$ -	$ -	$ -	$ -	$ -	$ -	$ -	$ -	$ -	$ -	$ -
3597	T680001837	368.0	$ 16,692	$ 16,692	$ 16,692	$ 16,692	$ 16,692	$ 16,692	$ 16,692	$ 16,692	$ 16,692	$ 16,692	$ 16,692	$ 16,692
3598	T680001837	369.0	$ 66,770	$ 66,770	$ 66,770	$ 66,770	$ 66,770	$ 66,770	$ 66,770	$ 66,770	$ 66,770	$ 66,770	$ 66,770	$ 66,770
3599	621001838	376.1	$ -	$ -	$ -	$ -	$ -	$ -	$ -	$ -	$ -	$ -	$ 2,371,416	$ 2,371,416
3600	621001838	376.2	$ -	$ -	$ -	$ -	$ -	$ -	$ -	$ -	$ -	$ -	$ 1,844,434	$ 1,844,434
3601	621001838	376.4	$ -	$ -	$ -	$ -	$ -	$ -	$ -	$ -	$ -	$ -	$ 1,053,963	$ 1,053,963
3602	T660001839	367.1	$ -	$ -	$ -	$ -	$ -	$ -	$ -	$ -	$ -	$ -	$ -	$ -
3603	T660001839	368.0	$ -	$ -	$ -	$ -	$ -	$ -	$ -	$ -	$ -	$ -	$ -	$ -
3604	T660001839	369.0	$ -	$ -	$ -	$ -	$ -	$ -	$ -	$ -	$ -	$ -	$ -	$ -
3605	684001840	376.1	$ -	$ -	$ -	$ -	$ -	$ -	$ -	$ -	$ -	$ -	$ -	$ -
3606	684001840	376.2	$ -	$ -	$ -	$ -	$ -	$ -	$ -	$ -	$ -	$ -	$ -	$ -
3607	684001840	376.4	$ -	$ -	$ -	$ -	$ -	$ -	$ -	$ -	$ -	$ -	$ -	$ -
3608	684001840	380.0	$ -	$ -	$ -	$ -	$ -	$ -	$ -	$ -	$ -	$ -	$ -	$ -
3609	601001841	303.3	$ -	$ -	$ -	$ -	$ -	$ -	$ -	$ -	$ -	$ -	$ -	$ -
3610	601001842	303.3	$ -	$ -	$ -	$ -	$ -	$ -	$ -	$ -	$ -	$ -	$ -	$ -
3611	T680001843	367.1	$ -	$ -	$ -	$ -	$ -	$ -	$ -	$ -	$ -	$ -	$ -	$ -
3612	T680001843	368.0	$ -	$ -	$ -	$ -	$ -	$ -	$ -	$ -	$ -	$ -	$ -	$ -
3613	T680001843	369.0	$ -	$ -	$ -	$ -	$ -	$ -	$ -	$ -	$ -	$ -	$ -	$ -
3614	T601001844	369.0	$ -	$ -	$ -	$ -	$ -	$ -	$ -	$ -	$ -	$ -	$ -	$ -
3615	T610001845	368.0	$ -	$ -	$ -	$ -	$ -	$ -	$ -	$ -	$ -	$ -	$ -	$ -
3616	T610001845	369.0	$ -	$ -	$ -	$ -	$ -	$ -	$ -	$ -	$ -	$ -	$ -	$ -
3617	T610001846	368.0	$ -	$ -	$ -	$ -	$ -	$ -	$ -	$ -	$ -	$ -	$ -	$ -
3618	T610001846	369.0	$ -	$ -	$ -	$ -	$ -	$ -	$ -	$ -	$ -	$ -	$ -	$ -
3619	T621001847	367.1	$ -	$ -	$ -	$ -	$ -	$ -	$ -	$ -	$ -	$ -	$ -	$ -
3620	T621001847	368.0	$ -	$ -	$ -	$ -	$ -	$ -	$ -	$ -	$ -	$ -	$ -	$ -
3621	T621001847	369.0	$ -	$ -	$ -	$ -	$ -	$ -	$ -	$ -	$ -	$ -	$ -	$ -
3622	601001848	303.3	$ -	$ -	$ -	$ -	$ -	$ -	$ -	$ -	$ -	$ -	$ -	$ -
3623	T610001849	369.0	$ -	$ -	$ -	$ -	$ -	$ -	$ -	$ -	$ -	$ -	$ -	$ -
3624	610001850	376.1	$ -	$ -	$ -	$ -	$ -	$ -	$ -	$ -	$ -	$ -	$ -	$ -
3625	610001850	376.2	$ -	$ -	$ -	$ -	$ -	$ -	$ -	$ -	$ -	$ -	$ -	$ -
3626	610001850	376.4	$ -	$ -	$ -	$ -	$ -	$ -	$ -	$ -	$ -	$ -	$ -	$ -
3627	610001850	380.0	$ -	$ -	$ -	$ -	$ -	$ -	$ -	$ -	$ -	$ -	$ -	$ -
3628	601001851	391.2	$ -	$ -	$ -	$ -	$ -	$ 655,377	$ 655,377	$ 655,377	$ 655,377	$ 655,377	$ 655,377	$ 655,377
3629	601001851	397.0	$ -	$ -	$ -	$ -	$ -	$ 24,577	$ 24,577	$ 24,577	$ 24,577	$ 24,577	$ 24,577	$ 24,577

Sponsored by NMGC Witness Erik C. Buchanan

WP Plant 3 Gross Balances

NEW MEXICO GAS COMPANY, INC.

Gross Balances
Base Period - 12 Months Ending March 31, 2023
Future Test Year - 12 Months Ending September 30, 2025

	A	B	Z	AA	AB	AC	AD	AE	AF	AG
1										
2			Balance	Balance	Balance	Balance	Balance	Balance	Balance	Balance
3	Investment Number / Beginning Balance	FERC Account	2/28/2025	3/31/2025	4/30/2025	5/31/2025	6/30/2025	7/31/2025	8/31/2025	9/30/2025
3581	610001832	376.1	$ -	$ -	$ -	$ -	$ -	$ -	$ -	$ -
3582	610001832	376.2	$ -	$ -	$ -	$ -	$ -	$ -	$ -	$ -
3583	610001832	376.4	$ -	$ -	$ -	$ -	$ -	$ -	$ -	$ -
3584	610001832	380.0	$ -	$ -	$ -	$ -	$ -	$ -	$ -	$ -
3585	610001833	378.0	$ -	$ -	$ -	$ -	$ -	$ -	$ -	$ -
3586	610001833	385.0	$ -	$ -	$ -	$ -	$ -	$ -	$ -	$ -
3587	T660001834	367.1	$ -	$ -	$ -	$ -	$ -	$ -	$ -	$ 250,786
3588	T660001834	368.0	$ -	$ -	$ -	$ -	$ -	$ -	$ -	$ 35,827
3589	T660001834	369.0	$ -	$ -	$ -	$ -	$ -	$ -	$ -	$ 71,653
3590	610001835	376.1	$ 13,130	$ 13,130	$ 13,130	$ 13,130	$ 13,130	$ 13,130	$ 13,130	$ 13,130
3591	610001835	376.2	$ 91,909	$ 91,909	$ 91,909	$ 91,909	$ 91,909	$ 91,909	$ 91,909	$ 91,909
3592	610001835	376.4	$ 6,565	$ 6,565	$ 6,565	$ 6,565	$ 6,565	$ 6,565	$ 6,565	$ 6,565
3593	610001835	380.0	$ 19,695	$ 19,695	$ 19,695	$ 19,695	$ 19,695	$ 19,695	$ 19,695	$ 19,695
3594	T680001836	367.1	$ -	$ -	$ -	$ -	$ -	$ -	$ -	$ -
3595	T680001836	368.0	$ -	$ -	$ -	$ -	$ -	$ -	$ -	$ -
3596	T680001836	369.0	$ -	$ -	$ -	$ -	$ -	$ -	$ -	$ -
3597	T680001837	368.0	$ 16,692	$ 16,692	$ 16,692	$ 16,692	$ 16,692	$ 16,692	$ 16,692	$ 16,692
3598	T680001837	369.0	$ 66,770	$ 66,770	$ 66,770	$ 66,770	$ 66,770	$ 66,770	$ 66,770	$ 66,770
3599	621001838	376.1	$ 2,371,416	$ 2,786,084	$ 2,786,084	$ 2,786,084	$ 3,415,851	$ 3,415,851	$ 3,415,851	$ 4,057,198
3600	621001838	376.2	$ 1,844,434	$ 2,166,955	$ 2,166,955	$ 2,166,955	$ 2,656,773	$ 2,656,773	$ 2,656,773	$ 3,155,598
3601	621001838	376.4	$ 1,053,963	$ 1,238,260	$ 1,238,260	$ 1,238,260	$ 1,518,156	$ 1,518,156	$ 1,518,156	$ 1,803,199
3602	T660001839	367.1	$ -	$ -	$ -	$ -	$ -	$ -	$ -	$ -
3603	T660001839	368.0	$ -	$ -	$ -	$ -	$ -	$ -	$ -	$ -
3604	T660001839	369.0	$ -	$ -	$ -	$ -	$ -	$ -	$ -	$ -
3605	684001840	376.1	$ -	$ -	$ -	$ -	$ -	$ -	$ -	$ -
3606	684001840	376.2	$ -	$ -	$ -	$ -	$ -	$ -	$ -	$ -
3607	684001840	376.4	$ -	$ -	$ -	$ -	$ -	$ -	$ -	$ -
3608	684001840	380.0	$ -	$ -	$ -	$ -	$ -	$ -	$ -	$ -
3609	601001841	303.3	$ -	$ -	$ -	$ -	$ -	$ -	$ -	$ -
3610	601001842	303.3	$ -	$ -	$ -	$ -	$ -	$ -	$ -	$ -
3611	T680001843	367.1	$ -	$ -	$ -	$ -	$ -	$ -	$ -	$ -
3612	T680001843	368.0	$ -	$ -	$ -	$ -	$ -	$ -	$ -	$ -
3613	T680001843	369.0	$ -	$ -	$ -	$ -	$ -	$ -	$ -	$ -
3614	T601001844	369.0	$ -	$ -	$ -	$ -	$ -	$ -	$ -	$ -
3615	T610001845	368.0	$ -	$ -	$ -	$ -	$ -	$ -	$ -	$ -
3616	T610001845	369.0	$ -	$ -	$ -	$ -	$ -	$ -	$ -	$ -
3617	T610001846	368.0	$ -	$ -	$ -	$ -	$ -	$ -	$ -	$ -
3618	T610001846	369.0	$ -	$ -	$ -	$ -	$ -	$ -	$ -	$ -
3619	T621001847	367.1	$ -	$ -	$ -	$ -	$ -	$ -	$ -	$ -
3620	T621001847	368.0	$ -	$ -	$ -	$ -	$ -	$ -	$ -	$ -
3621	T621001847	369.0	$ -	$ -	$ -	$ -	$ -	$ -	$ -	$ -
3622	601001848	303.3	$ -	$ -	$ -	$ -	$ -	$ -	$ -	$ -
3623	T610001849	369.0	$ -	$ -	$ -	$ -	$ -	$ -	$ -	$ -
3624	610001850	376.1	$ -	$ -	$ -	$ -	$ -	$ -	$ -	$ -
3625	610001850	376.2	$ -	$ -	$ -	$ -	$ -	$ -	$ -	$ -
3626	610001850	376.4	$ -	$ -	$ -	$ -	$ -	$ -	$ -	$ -
3627	610001850	380.0	$ -	$ -	$ -	$ -	$ -	$ -	$ -	$ -
3628	601001851	391.2	$ 655,377	$ 655,377	$ 655,377	$ 655,377	$ 655,377	$ 655,377	$ 655,377	$ 655,377
3629	601001851	397.0	$ 24,577	$ 24,577	$ 24,577	$ 24,577	$ 24,577	$ 24,577	$ 24,577	$ 24,577

Sponsored by NMGC Witness Erik C. Buchanan

NEW MEXICO GAS COMPANY, INC.

Gross Balances
Base Period - 12 Months Ending March 31, 2023
Future Test Year - 12 Months Ending September 30, 2025

	A	B	C	D	E	F	G	H	I	J	K	L	M
1			Adjusted Base Period										
2			Balance	Balance	Balance	Balance	Balance	Balance	Balance	Balance	Balance	Balance	Balance
3	Investment Number / Beginning Balance	FERC Account	3/31/2023	4/30/2023	5/31/2023	6/30/2023	7/31/2023	8/31/2023	9/30/2023	10/31/2023	11/30/2023	12/31/2023	1/31/2024
3630	601001851	398.0	$ -	$ -	$ -	$ -	$ -	$ -	$ -	$ -	$ -	$ -	$ -
3631	T624001852	368.0	$ -	$ -	$ -	$ -	$ -	$ -	$ -	$ -	$ -	$ -	$ -
3632	T624001852	369.0	$ -	$ -	$ -	$ -	$ -	$ -	$ -	$ -	$ -	$ -	$ -
3633	T610001853	369.0	$ -	$ -	$ -	$ -	$ -	$ -	$ -	$ -	$ -	$ -	$ -
3634	T680001854	369.0	$ -	$ -	$ -	$ -	$ -	$ -	$ -	$ -	$ -	$ -	$ -
3635	T624001855	368.0	$ -	$ 0	$ 0	$ 0	$ 0	$ 0	$ 0	$ 0	$ 0	$ 0	$ 0
3636	T624001855	369.0	$ -	$ 0	$ 0	$ 0	$ 0	$ 0	$ 0	$ 0	$ 0	$ 0	$ 0
3637	T624001856	369.0	$ -	$ -	$ -	$ -	$ -	$ -	$ -	$ -	$ -	$ -	$ -
3638	T610001857	367.1	$ -	$ -	$ -	$ -	$ -	$ -	$ -	$ -	$ -	$ -	$ -
3639	T610001857	368.0	$ -	$ -	$ -	$ -	$ -	$ -	$ -	$ -	$ -	$ -	$ -
3640	T610001857	369.0	$ -	$ -	$ -	$ -	$ -	$ -	$ -	$ -	$ -	$ -	$ -
3641	629001858	376.1	$ -	$ -	$ -	$ -	$ -	$ -	$ -	$ -	$ -	$ -	$ -
3642	629001858	376.2	$ -	$ -	$ -	$ -	$ -	$ -	$ -	$ -	$ -	$ -	$ -
3643	629001858	376.4	$ -	$ -	$ -	$ -	$ -	$ -	$ -	$ -	$ -	$ -	$ -
3644	632001859	376.1	$ -	$ -	$ -	$ -	$ -	$ -	$ -	$ -	$ -	$ -	$ -
3645	632001859	376.2	$ -	$ -	$ -	$ -	$ -	$ -	$ -	$ -	$ -	$ -	$ -
3646	632001859	376.4	$ -	$ -	$ -	$ -	$ -	$ -	$ -	$ -	$ -	$ -	$ -
3647	632001859	380.0	$ -	$ -	$ -	$ -	$ -	$ -	$ -	$ -	$ -	$ -	$ -
3648	660001860	380.0	$ -	$ -	$ -	$ -	$ -	$ -	$ -	$ -	$ -	$ -	$ -
3649	660001860	380.1	$ -	$ -	$ -	$ -	$ -	$ -	$ -	$ -	$ -	$ -	$ -
3650	626001861	376.1	$ -	$ -	$ -	$ 238,660	$ 238,660	$ 238,660	$ 598,070	$ 598,070	$ 598,070	$ 748,863	$ 748,863
3651	626001861	376.2	$ -	$ -	$ -	$ 185,624	$ 185,624	$ 185,624	$ 465,165	$ 465,165	$ 465,165	$ 582,449	$ 582,449
3652	626001861	376.4	$ -	$ -	$ -	$ 106,071	$ 106,071	$ 106,071	$ 265,809	$ 265,809	$ 265,809	$ 332,828	$ 332,828
3653	660001862	376.1	$ -	$ -	$ -	$ -	$ -	$ -	$ -	$ -	$ -	$ -	$ -
3654	660001862	376.2	$ -	$ -	$ -	$ -	$ -	$ -	$ -	$ -	$ -	$ -	$ -
3655	660001862	376.4	$ -	$ -	$ -	$ -	$ -	$ -	$ -	$ -	$ -	$ -	$ -
3656	660001862	380.0	$ -	$ -	$ -	$ -	$ -	$ -	$ -	$ -	$ -	$ -	$ -
3657	662001863	376.1	$ -	$ -	$ -	$ 246,631	$ 246,631	$ 246,631	$ 379,212	$ 379,212	$ 379,212	$ 779,108	$ 779,108
3658	662001863	376.2	$ -	$ -	$ -	$ 191,824	$ 191,824	$ 191,824	$ 294,942	$ 294,942	$ 294,942	$ 605,973	$ 605,973
3659	662001863	376.4	$ -	$ -	$ -	$ 109,614	$ 109,614	$ 109,614	$ 168,539	$ 168,539	$ 168,539	$ 346,270	$ 346,270
3660	660001864	376.1	$ -	$ -	$ -	$ -	$ -	$ -	$ -	$ -	$ -	$ -	$ -
3661	660001864	376.2	$ -	$ -	$ -	$ -	$ -	$ -	$ -	$ -	$ -	$ -	$ -
3662	660001864	376.4	$ -	$ -	$ -	$ -	$ -	$ -	$ -	$ -	$ -	$ -	$ -
3663	660001864	380.0	$ -	$ -	$ -	$ -	$ -	$ -	$ -	$ -	$ -	$ -	$ -
3664	620001865	376.1	$ -	$ -	$ -	$ -	$ 17,252	$ 17,252	$ 17,252	$ 17,252	$ 17,252	$ 17,252	$ 17,252
3665	620001865	376.2	$ -	$ -	$ -	$ -	$ 120,764	$ 120,764	$ 120,764	$ 120,764	$ 120,764	$ 120,764	$ 120,764
3666	620001865	376.4	$ -	$ -	$ -	$ -	$ 8,626	$ 8,626	$ 8,626	$ 8,626	$ 8,626	$ 8,626	$ 8,626
3667	620001865	380.0	$ -	$ -	$ -	$ -	$ 25,878	$ 25,878	$ 25,878	$ 25,878	$ 25,878	$ 25,878	$ 25,878
3668	T680001866	367.1	$ -	$ -	$ -	$ -	$ -	$ -	$ -	$ -	$ -	$ -	$ -
3669	T680001866	368.0	$ -	$ -	$ -	$ -	$ -	$ -	$ -	$ -	$ -	$ -	$ -
3670	T680001866	369.0	$ -	$ -	$ -	$ -	$ -	$ -	$ -	$ -	$ -	$ -	$ -
3671	T680001867	367.1	$ -	$ -	$ -	$ -	$ -	$ -	$ -	$ -	$ -	$ -	$ -
3672	T680001867	368.0	$ -	$ -	$ -	$ -	$ -	$ -	$ -	$ -	$ -	$ -	$ -
3673	T680001867	369.0	$ -	$ -	$ -	$ -	$ -	$ -	$ -	$ -	$ -	$ -	$ -
3674	660001868	380.0	$ -	$ -	$ -	$ -	$ -	$ -	$ -	$ -	$ -	$ -	$ -
3675	660001868	380.1	$ -	$ -	$ -	$ -	$ -	$ -	$ -	$ -	$ -	$ -	$ -
3676	629001869	376.1	$ -	$ -	$ -	$ 28,638	$ 28,638	$ 28,638	$ 28,638	$ 28,638	$ 28,638	$ 28,638	$ 28,638
3677	629001869	376.2	$ -	$ -	$ -	$ 200,467	$ 200,467	$ 200,467	$ 200,467	$ 200,467	$ 200,467	$ 200,467	$ 200,467
3678	629001869	376.4	$ -	$ -	$ -	$ 14,319	$ 14,319	$ 14,319	$ 14,319	$ 14,319	$ 14,319	$ 14,319	$ 14,319

Sponsored by NMGC Witness Erik C. Buchanan

NEW MEXICO GAS COMPANY, INC.

Gross Balances
Base Period - 12 Months Ending March 31, 2023
Future Test Year - 12 Months Ending September 30, 2025

	A	B	N	O	P	Q	R	S	T	U	V	W	X	Y
1														
2			Balance	Balance	Balance	Balance	Balance	Balance	Balance	Balance	Balance	Balance	Balance	Balance
3	Investment Number / Beginning Balance	FERC Account	2/29/2024	3/31/2024	4/30/2024	5/31/2024	6/30/2024	7/31/2024	8/31/2024	9/30/2024	10/31/2024	11/30/2024	12/31/2024	1/31/2025
3630	601001851	398.0	$ -	$ -	$ -	$ -	$ -	$ 139,268	$ 139,268	$ 139,268	$ 139,268	$ 139,268	$ 139,268	$ 139,268
3631	T624001852	368.0	$ -	$ -	$ -	$ -	$ -	$ -	$ -	$ -	$ -	$ -	$ -	$ -
3632	T624001852	369.0	$ -	$ -	$ -	$ -	$ -	$ -	$ -	$ -	$ -	$ -	$ -	$ -
3633	T610001853	369.0	$ -	$ -	$ -	$ -	$ -	$ -	$ -	$ -	$ -	$ -	$ -	$ -
3634	T680001854	369.0	$ -	$ -	$ -	$ -	$ -	$ -	$ -	$ -	$ -	$ -	$ -	$ -
3635	T624001855	368.0	$ 0	$ 0	$ 0	$ 0	$ 0	$ 0	$ 0	$ 0	$ 0	$ 0	$ 0	$ 0
3636	T624001855	369.0	$ 0	$ 0	$ 0	$ 0	$ 0	$ 0	$ 0	$ 0	$ 0	$ 0	$ 0	$ 0
3637	T624001856	369.0	$ -	$ -	$ -	$ -	$ -	$ -	$ -	$ -	$ -	$ -	$ -	$ -
3638	T610001857	367.1	$ -	$ -	$ -	$ -	$ -	$ -	$ -	$ -	$ -	$ -	$ -	$ -
3639	T610001857	368.0	$ -	$ -	$ -	$ -	$ -	$ -	$ -	$ -	$ -	$ -	$ -	$ -
3640	T610001857	369.0	$ -	$ -	$ -	$ -	$ -	$ -	$ -	$ -	$ -	$ -	$ -	$ -
3641	629001858	376.1	$ -	$ -	$ -	$ -	$ -	$ -	$ -	$ -	$ -	$ -	$ -	$ -
3642	629001858	376.2	$ -	$ -	$ -	$ -	$ -	$ -	$ -	$ -	$ -	$ -	$ -	$ -
3643	629001858	376.4	$ -	$ -	$ -	$ -	$ -	$ -	$ -	$ -	$ -	$ -	$ -	$ -
3644	632001859	376.1	$ -	$ -	$ -	$ -	$ -	$ -	$ -	$ -	$ -	$ -	$ -	$ -
3645	632001859	376.2	$ -	$ -	$ -	$ -	$ -	$ -	$ -	$ -	$ -	$ -	$ -	$ -
3646	632001859	376.4	$ -	$ -	$ -	$ -	$ -	$ -	$ -	$ -	$ -	$ -	$ -	$ -
3647	632001859	380.0	$ -	$ -	$ -	$ -	$ -	$ -	$ -	$ -	$ -	$ -	$ -	$ -
3648	660001860	380.0	$ -	$ -	$ -	$ -	$ -	$ -	$ -	$ -	$ -	$ -	$ -	$ -
3649	660001860	380.1	$ -	$ -	$ -	$ -	$ -	$ -	$ -	$ -	$ -	$ -	$ -	$ -
3650	626001861	376.1	$ 748,863	$ 821,430	$ 821,430	$ 821,430	$ 957,426	$ 957,426	$ 957,426	$ 1,080,096	$ 1,080,096	$ 1,080,096	$ 1,257,390	$ 1,257,390
3651	626001861	376.2	$ 582,449	$ 638,890	$ 638,890	$ 638,890	$ 744,665	$ 744,665	$ 744,665	$ 840,075	$ 840,075	$ 840,075	$ 977,970	$ 977,970
3652	626001861	376.4	$ 332,828	$ 365,080	$ 365,080	$ 365,080	$ 425,523	$ 425,523	$ 425,523	$ 480,043	$ 480,043	$ 480,043	$ 558,840	$ 558,840
3653	660001862	376.1	$ -	$ -	$ -	$ -	$ -	$ -	$ -	$ -	$ -	$ -	$ -	$ -
3654	660001862	376.2	$ -	$ -	$ -	$ -	$ -	$ -	$ -	$ -	$ -	$ -	$ -	$ -
3655	660001862	376.4	$ -	$ -	$ -	$ -	$ -	$ -	$ -	$ -	$ -	$ -	$ -	$ -
3656	660001862	380.0	$ -	$ -	$ -	$ -	$ -	$ -	$ -	$ -	$ -	$ -	$ -	$ -
3657	662001863	376.1	$ 779,108	$ 1,214,111	$ 1,214,111	$ 1,214,111	$ 1,809,966	$ 1,809,966	$ 1,809,966	$ 2,326,736	$ 2,326,736	$ 2,326,736	$ 2,887,564	$ 2,887,564
3658	662001863	376.2	$ 605,973	$ 944,309	$ 944,309	$ 944,309	$ 1,407,752	$ 1,407,752	$ 1,407,752	$ 1,809,683	$ 1,809,683	$ 1,809,683	$ 2,245,883	$ 2,245,883
3659	662001863	376.4	$ 346,270	$ 539,605	$ 539,605	$ 539,605	$ 804,430	$ 804,430	$ 804,430	$ 1,034,105	$ 1,034,105	$ 1,034,105	$ 1,283,362	$ 1,283,362
3660	660001864	376.1	$ -	$ -	$ -	$ -	$ -	$ -	$ -	$ -	$ -	$ -	$ -	$ -
3661	660001864	376.2	$ -	$ -	$ -	$ -	$ -	$ -	$ -	$ -	$ -	$ -	$ -	$ -
3662	660001864	376.4	$ -	$ -	$ -	$ -	$ -	$ -	$ -	$ -	$ -	$ -	$ -	$ -
3663	660001864	380.0	$ -	$ -	$ -	$ -	$ -	$ -	$ -	$ -	$ -	$ -	$ -	$ -
3664	620001865	376.1	$ 17,252	$ 17,252	$ 17,252	$ 17,252	$ 17,252	$ 17,252	$ 17,252	$ 17,252	$ 17,252	$ 17,252	$ 17,252	$ 17,252
3665	620001865	376.2	$ 120,764	$ 120,764	$ 120,764	$ 120,764	$ 120,764	$ 120,764	$ 120,764	$ 120,764	$ 120,764	$ 120,764	$ 120,764	$ 120,764
3666	620001865	376.4	$ 8,626	$ 8,626	$ 8,626	$ 8,626	$ 8,626	$ 8,626	$ 8,626	$ 8,626	$ 8,626	$ 8,626	$ 8,626	$ 8,626
3667	620001865	380.0	$ 25,878	$ 25,878	$ 25,878	$ 25,878	$ 25,878	$ 25,878	$ 25,878	$ 25,878	$ 25,878	$ 25,878	$ 25,878	$ 25,878
3668	T680001866	367.1	$ -	$ -	$ -	$ -	$ -	$ -	$ -	$ -	$ -	$ -	$ -	$ -
3669	T680001866	368.0	$ -	$ -	$ -	$ -	$ -	$ -	$ -	$ -	$ -	$ -	$ -	$ -
3670	T680001866	369.0	$ -	$ -	$ -	$ -	$ -	$ -	$ -	$ -	$ -	$ -	$ -	$ -
3671	T680001867	367.1	$ -	$ -	$ -	$ -	$ -	$ -	$ -	$ -	$ -	$ -	$ -	$ -
3672	T680001867	368.0	$ -	$ -	$ -	$ -	$ -	$ -	$ -	$ -	$ -	$ -	$ -	$ -
3673	T680001867	369.0	$ -	$ -	$ -	$ -	$ -	$ -	$ -	$ -	$ -	$ -	$ -	$ -
3674	660001868	380.0	$ -	$ -	$ -	$ -	$ -	$ -	$ -	$ -	$ -	$ -	$ -	$ -
3675	660001868	380.1	$ -	$ -	$ -	$ -	$ -	$ -	$ -	$ -	$ -	$ -	$ -	$ -
3676	629001869	376.1	$ 28,638	$ 28,638	$ 28,638	$ 28,638	$ 28,638	$ 28,638	$ 28,638	$ 28,638	$ 28,638	$ 28,638	$ 28,638	$ 28,638
3677	629001869	376.2	$ 200,467	$ 200,467	$ 200,467	$ 200,467	$ 200,467	$ 200,467	$ 200,467	$ 200,467	$ 200,467	$ 200,467	$ 200,467	$ 200,467
3678	629001869	376.4	$ 14,319	$ 14,319	$ 14,319	$ 14,319	$ 14,319	$ 14,319	$ 14,319	$ 14,319	$ 14,319	$ 14,319	$ 14,319	$ 14,319

Sponsored by NMGC Witness Erik C. Buchanan

NEW MEXICO GAS COMPANY, INC.

Gross Balances
Base Period - 12 Months Ending March 31, 2023
Future Test Year - 12 Months Ending September 30, 2025

	A	B	Z	AA	AB	AC	AD	AE	AF	AG
1										
2			Balance	Balance	Balance	Balance	Balance	Balance	Balance	Balance
3	Investment Number / Beginning Balance	FERC Account	2/28/2025	3/31/2025	4/30/2025	5/31/2025	6/30/2025	7/31/2025	8/31/2025	9/30/2025
3630	601001851	398.0	$ 139,268	$ 139,268	$ 139,268	$ 139,268	$ 139,268	$ 139,268	$ 139,268	$ 139,268
3631	T624001852	368.0	$ -	$ -	$ -	$ -	$ -	$ -	$ -	$ -
3632	T624001852	369.0	$ -	$ -	$ -	$ -	$ -	$ -	$ -	$ -
3633	T610001853	369.0	$ -	$ -	$ -	$ -	$ -	$ -	$ -	$ -
3634	T680001854	369.0	$ -	$ -	$ -	$ -	$ -	$ -	$ -	$ -
3635	T624001855	368.0	$ 0	$ 0	$ 0	$ 0	$ 0	$ 0	$ 0	$ 0
3636	T624001855	369.0	$ 0	$ 0	$ 0	$ 0	$ 0	$ 0	$ 0	$ 0
3637	T624001856	369.0	$ -	$ -	$ -	$ -	$ -	$ -	$ -	$ -
3638	T610001857	367.1	$ -	$ -	$ -	$ -	$ -	$ -	$ -	$ -
3639	T610001857	368.0	$ -	$ -	$ -	$ -	$ -	$ -	$ -	$ -
3640	T610001857	369.0	$ -	$ -	$ -	$ -	$ -	$ -	$ -	$ -
3641	629001858	376.1	$ -	$ 410,222	$ 410,222	$ 410,222	$ 1,030,731	$ 1,030,731	$ 1,030,731	$ 1,041,080
3642	629001858	376.2	$ -	$ 319,062	$ 319,062	$ 319,062	$ 801,680	$ 801,680	$ 801,680	$ 809,729
3643	629001858	376.4	$ -	$ 182,321	$ 182,321	$ 182,321	$ 458,103	$ 458,103	$ 458,103	$ 462,702
3644	632001859	376.1	$ -	$ -	$ -	$ -	$ -	$ -	$ -	$ -
3645	632001859	376.2	$ -	$ -	$ -	$ -	$ -	$ -	$ -	$ -
3646	632001859	376.4	$ -	$ -	$ -	$ -	$ -	$ -	$ -	$ -
3647	632001859	380.0	$ -	$ -	$ -	$ -	$ -	$ -	$ -	$ -
3648	660001860	380.0	$ -	$ -	$ -	$ -	$ -	$ -	$ 34,478	$ 34,478
3649	660001860	380.1	$ -	$ -	$ -	$ -	$ -	$ -	$ 15,490	$ 15,490
3650	626001861	376.1	$ 1,257,390	$ 1,257,390	$ 1,257,390	$ 1,257,390	$ 1,257,390	$ 1,257,390	$ 1,257,390	$ 1,257,390
3651	626001861	376.2	$ 977,970	$ 977,970	$ 977,970	$ 977,970	$ 977,970	$ 977,970	$ 977,970	$ 977,970
3652	626001861	376.4	$ 558,840	$ 558,840	$ 558,840	$ 558,840	$ 558,840	$ 558,840	$ 558,840	$ 558,840
3653	660001862	376.1	$ -	$ -	$ -	$ -	$ -	$ -	$ -	$ -
3654	660001862	376.2	$ -	$ -	$ -	$ -	$ -	$ -	$ -	$ -
3655	660001862	376.4	$ -	$ -	$ -	$ -	$ -	$ -	$ -	$ -
3656	660001862	380.0	$ -	$ -	$ -	$ -	$ -	$ -	$ -	$ -
3657	662001863	376.1	$ 2,887,564	$ 2,887,564	$ 2,887,564	$ 2,887,564	$ 2,887,564	$ 2,887,564	$ 2,887,564	$ 2,887,564
3658	662001863	376.2	$ 2,245,883	$ 2,245,883	$ 2,245,883	$ 2,245,883	$ 2,245,883	$ 2,245,883	$ 2,245,883	$ 2,245,883
3659	662001863	376.4	$ 1,283,362	$ 1,283,362	$ 1,283,362	$ 1,283,362	$ 1,283,362	$ 1,283,362	$ 1,283,362	$ 1,283,362
3660	660001864	376.1	$ -	$ -	$ -	$ -	$ -	$ -	$ -	$ -
3661	660001864	376.2	$ -	$ -	$ -	$ -	$ -	$ -	$ -	$ -
3662	660001864	376.4	$ -	$ -	$ -	$ -	$ -	$ -	$ -	$ -
3663	660001864	380.0	$ -	$ -	$ -	$ -	$ -	$ -	$ -	$ -
3664	620001865	376.1	$ 17,252	$ 17,252	$ 17,252	$ 17,252	$ 17,252	$ 17,252	$ 17,252	$ 17,252
3665	620001865	376.2	$ 120,764	$ 120,764	$ 120,764	$ 120,764	$ 120,764	$ 120,764	$ 120,764	$ 120,764
3666	620001865	376.4	$ 8,626	$ 8,626	$ 8,626	$ 8,626	$ 8,626	$ 8,626	$ 8,626	$ 8,626
3667	620001865	380.0	$ 25,878	$ 25,878	$ 25,878	$ 25,878	$ 25,878	$ 25,878	$ 25,878	$ 25,878
3668	T680001866	367.1	$ -	$ -	$ -	$ -	$ -	$ -	$ -	$ -
3669	T680001866	368.0	$ -	$ -	$ -	$ -	$ -	$ -	$ -	$ -
3670	T680001866	369.0	$ -	$ -	$ -	$ -	$ -	$ -	$ -	$ -
3671	T680001867	367.1	$ -	$ -	$ -	$ -	$ -	$ -	$ -	$ -
3672	T680001867	368.0	$ -	$ -	$ -	$ -	$ -	$ -	$ -	$ -
3673	T680001867	369.0	$ -	$ -	$ -	$ -	$ -	$ -	$ -	$ -
3674	660001868	380.0	$ -	$ -	$ -	$ -	$ -	$ -	$ -	$ 31,410
3675	660001868	380.1	$ -	$ -	$ -	$ -	$ -	$ -	$ -	$ 14,112
3676	629001869	376.1	$ 28,638	$ 28,638	$ 28,638	$ 28,638	$ 28,638	$ 28,638	$ 28,638	$ 28,638
3677	629001869	376.2	$ 200,467	$ 200,467	$ 200,467	$ 200,467	$ 200,467	$ 200,467	$ 200,467	$ 200,467
3678	629001869	376.4	$ 14,319	$ 14,319	$ 14,319	$ 14,319	$ 14,319	$ 14,319	$ 14,319	$ 14,319

Sponsored by NMGC Witness Erik C. Buchanan

NEW MEXICO GAS COMPANY, INC.

Gross Balances
Base Period - 12 Months Ending March 31, 2023
Future Test Year - 12 Months Ending September 30, 2025

	A	B	C	D	E	F	G	H	I	J	K	L	M
1			Adjusted Base Period										
2			Balance	Balance	Balance	Balance	Balance	Balance	Balance	Balance	Balance	Balance	Balance
3	Investment Number / Beginning Balance	FERC Account	3/31/2023	4/30/2023	5/31/2023	6/30/2023	7/31/2023	8/31/2023	9/30/2023	10/31/2023	11/30/2023	12/31/2023	1/31/2024
3679	629001869	380.0	$ -	$ -	$ -	$ 42,957	$ 42,957	$ 42,957	$ 42,957	$ 42,957	$ 42,957	$ 42,957	$ 42,957
3680	T660001870	367.1	$ -	$ -	$ -	$ -	$ -	$ -	$ -	$ -	$ -	$ -	$ -
3681	T660001870	368.0	$ -	$ -	$ -	$ -	$ -	$ -	$ -	$ -	$ -	$ -	$ -
3682	T660001870	369.0	$ -	$ -	$ -	$ -	$ -	$ -	$ -	$ -	$ -	$ -	$ -
3683	T660001871	367.1	$ -	$ -	$ -	$ -	$ -	$ -	$ -	$ -	$ -	$ -	$ -
3684	T660001871	368.0	$ -	$ -	$ -	$ -	$ -	$ -	$ -	$ -	$ -	$ -	$ -
3685	T660001871	369.0	$ -	$ -	$ -	$ -	$ -	$ -	$ -	$ -	$ -	$ -	$ -
3686	T660001872	367.1	$ -	$ -	$ -	$ -	$ -	$ -	$ -	$ -	$ -	$ -	$ -
3687	T660001872	368.0	$ -	$ -	$ -	$ -	$ -	$ -	$ -	$ -	$ -	$ -	$ -
3688	T660001872	369.0	$ -	$ -	$ -	$ -	$ -	$ -	$ -	$ -	$ -	$ -	$ -
3689	T660001873	368.0	$ -	$ -	$ -	$ -	$ -	$ -	$ -	$ -	$ -	$ -	$ -
3690	T660001873	369.0	$ -	$ -	$ -	$ -	$ -	$ -	$ -	$ -	$ -	$ -	$ -
3691	T680001874	367.1	$ -	$ -	$ -	$ -	$ -	$ -	$ -	$ -	$ -	$ -	$ -
3692	T680001874	368.0	$ -	$ -	$ -	$ -	$ -	$ -	$ -	$ -	$ -	$ -	$ -
3693	T680001874	369.0	$ -	$ -	$ -	$ -	$ -	$ -	$ -	$ -	$ -	$ -	$ -
3694	T624001875	368.0	$ -	$ -	$ -	$ -	$ -	$ -	$ -	$ -	$ -	$ -	$ -
3695	T624001875	369.0	$ -	$ -	$ -	$ -	$ -	$ -	$ -	$ -	$ -	$ -	$ -
3696	T680001876	367.1	$ -	$ -	$ -	$ -	$ -	$ -	$ -	$ -	$ -	$ -	$ -
3697	T680001876	368.0	$ -	$ -	$ -	$ -	$ -	$ -	$ -	$ -	$ -	$ -	$ -
3698	T680001876	369.0	$ -	$ -	$ -	$ -	$ -	$ -	$ -	$ -	$ -	$ -	$ -
3699	T621001877	367.1	$ -	$ -	$ -	$ -	$ -	$ -	$ -	$ -	$ -	$ -	$ -
3700	T621001877	368.0	$ -	$ -	$ -	$ -	$ -	$ -	$ -	$ -	$ -	$ -	$ -
3701	T621001877	369.0	$ -	$ -	$ -	$ -	$ -	$ -	$ -	$ -	$ -	$ -	$ -
3702	T621001878	367.1	$ -	$ -	$ -	$ -	$ -	$ -	$ -	$ -	$ -	$ -	$ -
3703	T621001878	368.0	$ -	$ -	$ -	$ -	$ -	$ -	$ -	$ -	$ -	$ -	$ -
3704	T621001878	369.0	$ -	$ -	$ -	$ -	$ -	$ -	$ -	$ -	$ -	$ -	$ -
3705	T660001879	368.0	$ -	$ -	$ 9	$ 9	$ 9	$ 9	$ 9	$ 9	$ 9	$ 9	$ 9
3706	T660001879	369.0	$ -	$ -	$ 37	$ 37	$ 37	$ 37	$ 37	$ 37	$ 37	$ 37	$ 37
3707	601001880	391.2	$ -	$ -	$ -	$ -	$ -	$ -	$ -	$ -	$ -	$ -	$ -
3708	601001880	397.0	$ -	$ -	$ -	$ -	$ -	$ -	$ -	$ -	$ -	$ -	$ -
3709	601001880	398.0	$ -	$ -	$ -	$ -	$ -	$ -	$ -	$ -	$ -	$ -	$ -
3710	T680001881	367.1	$ -	$ -	$ -	$ -	$ -	$ -	$ -	$ -	$ -	$ -	$ -
3711	T680001881	368.0	$ -	$ -	$ -	$ -	$ -	$ -	$ -	$ -	$ -	$ -	$ -
3712	T680001881	369.0	$ -	$ -	$ -	$ -	$ -	$ -	$ -	$ -	$ -	$ -	$ -
3713	T610001882	394.0	$ -	$ -	$ -	$ -	$ -	$ -	$ -	$ -	$ -	$ -	$ -
3714	610001883	380.0	$ -	$ -	$ -	$ -	$ -	$ -	$ -	$ -	$ -	$ -	$ -
3715	610001883	380.1	$ -	$ -	$ -	$ -	$ -	$ -	$ -	$ -	$ -	$ -	$ -
3716	626001884	376.1	$ -	$ -	$ -	$ -	$ -	$ -	$ -	$ -	$ -	$ -	$ -
3717	626001884	376.2	$ -	$ -	$ -	$ -	$ -	$ -	$ -	$ -	$ -	$ -	$ -
3718	626001884	376.4	$ -	$ -	$ -	$ -	$ -	$ -	$ -	$ -	$ -	$ -	$ -
3719	626001884	380.0	$ -	$ -	$ -	$ -	$ -	$ -	$ -	$ -	$ -	$ -	$ -
3720	T610001885	367.1	$ -	$ -	$ -	$ -	$ -	$ -	$ -	$ -	$ -	$ -	$ -
3721	T610001885	368.0	$ -	$ -	$ -	$ -	$ -	$ -	$ -	$ -	$ -	$ -	$ -
3722	T610001885	369.0	$ -	$ -	$ -	$ -	$ -	$ -	$ -	$ -	$ -	$ -	$ -
3723	626001886	376.1	$ -	$ -	$ -	$ -	$ -	$ -	$ -	$ -	$ -	$ -	$ -
3724	626001886	376.2	$ -	$ -	$ -	$ -	$ -	$ -	$ -	$ -	$ -	$ -	$ -
3725	626001886	376.4	$ -	$ -	$ -	$ -	$ -	$ -	$ -	$ -	$ -	$ -	$ -
3726	626001886	380.0	$ -	$ -	$ -	$ -	$ -	$ -	$ -	$ -	$ -	$ -	$ -
3727	601001887	390.0	$ -	$ -	$ -	$ -	$ -	$ -	$ -	$ -	$ -	$ -	$ -

Sponsored by NMGC Witness Erik C. Buchanan

WP Plant 3 Gross Balances

NEW MEXICO GAS COMPANY, INC.

Gross Balances
Base Period - 12 Months Ending March 31, 2023
Future Test Year - 12 Months Ending September 30, 2025

	A	B	N	O	P	Q	R	S	T	U	V	W	X	Y
1														
2			Balance	Balance	Balance	Balance	Balance	Balance	Balance	Balance	Balance	Balance	Balance	Balance
3	Investment Number / Beginning Balance	FERC Account	2/29/2024	3/31/2024	4/30/2024	5/31/2024	6/30/2024	7/31/2024	8/31/2024	9/30/2024	10/31/2024	11/30/2024	12/31/2024	1/31/2025
3679	629001869	380.0	$ 42,957	$ 42,957	$ 42,957	$ 42,957	$ 42,957	$ 42,957	$ 42,957	$ 42,957	$ 42,957	$ 42,957	$ 42,957	$ 42,957
3680	T660001870	367.1	$ -	$ -	$ -	$ -	$ -	$ -	$ -	$ -	$ -	$ -	$ -	$ -
3681	T660001870	368.0	$ -	$ -	$ -	$ -	$ -	$ -	$ -	$ -	$ -	$ -	$ -	$ -
3682	T660001870	369.0	$ -	$ -	$ -	$ -	$ -	$ -	$ -	$ -	$ -	$ -	$ -	$ -
3683	T660001871	367.1	$ -	$ -	$ -	$ -	$ -	$ -	$ -	$ -	$ -	$ -	$ -	$ -
3684	T660001871	368.0	$ -	$ -	$ -	$ -	$ -	$ -	$ -	$ -	$ -	$ -	$ -	$ -
3685	T660001871	369.0	$ -	$ -	$ -	$ -	$ -	$ -	$ -	$ -	$ -	$ -	$ -	$ -
3686	T660001872	367.1	$ -	$ -	$ -	$ -	$ -	$ -	$ -	$ -	$ -	$ -	$ -	$ -
3687	T660001872	368.0	$ -	$ -	$ -	$ -	$ -	$ -	$ -	$ -	$ -	$ -	$ -	$ -
3688	T660001872	369.0	$ -	$ -	$ -	$ -	$ -	$ -	$ -	$ -	$ -	$ -	$ -	$ -
3689	T660001873	368.0	$ -	$ -	$ -	$ -	$ -	$ -	$ -	$ -	$ -	$ -	$ -	$ -
3690	T660001873	369.0	$ -	$ -	$ -	$ -	$ -	$ -	$ -	$ -	$ -	$ -	$ -	$ -
3691	T680001874	367.1	$ -	$ -	$ -	$ -	$ -	$ -	$ -	$ -	$ -	$ -	$ -	$ -
3692	T680001874	368.0	$ -	$ -	$ -	$ -	$ -	$ -	$ -	$ -	$ -	$ -	$ -	$ -
3693	T680001874	369.0	$ -	$ -	$ -	$ -	$ -	$ -	$ -	$ -	$ -	$ -	$ -	$ -
3694	T624001875	368.0	$ -	$ -	$ -	$ -	$ -	$ -	$ -	$ -	$ -	$ -	$ -	$ -
3695	T624001875	369.0	$ -	$ -	$ -	$ -	$ -	$ -	$ -	$ -	$ -	$ -	$ -	$ -
3696	T680001876	367.1	$ -	$ -	$ -	$ -	$ -	$ -	$ -	$ -	$ -	$ -	$ -	$ -
3697	T680001876	368.0	$ -	$ -	$ -	$ -	$ -	$ -	$ -	$ -	$ -	$ -	$ -	$ -
3698	T680001876	369.0	$ -	$ -	$ -	$ -	$ -	$ -	$ -	$ -	$ -	$ -	$ -	$ -
3699	T621001877	367.1	$ -	$ -	$ -	$ -	$ -	$ -	$ -	$ -	$ -	$ -	$ -	$ -
3700	T621001877	368.0	$ -	$ -	$ -	$ -	$ -	$ -	$ -	$ -	$ -	$ -	$ -	$ -
3701	T621001877	369.0	$ -	$ -	$ -	$ -	$ -	$ -	$ -	$ -	$ -	$ -	$ -	$ -
3702	T621001878	367.1	$ -	$ -	$ -	$ -	$ -	$ -	$ -	$ -	$ -	$ -	$ -	$ -
3703	T621001878	368.0	$ -	$ -	$ -	$ -	$ -	$ -	$ -	$ -	$ -	$ -	$ -	$ -
3704	T621001878	369.0	$ -	$ -	$ -	$ -	$ -	$ -	$ -	$ -	$ -	$ -	$ -	$ -
3705	T660001879	368.0	$ 9	$ 9	$ 9	$ 9	$ 9	$ 9	$ 9	$ 9	$ 9	$ 9	$ 9	$ 9
3706	T660001879	369.0	$ 37	$ 37	$ 37	$ 37	$ 37	$ 37	$ 37	$ 37	$ 37	$ 37	$ 37	$ 37
3707	601001880	391.2	$ -	$ -	$ -	$ -	$ -	$ -	$ -	$ -	$ -	$ -	$ -	$ -
3708	601001880	397.0	$ -	$ -	$ -	$ -	$ -	$ -	$ -	$ -	$ -	$ -	$ -	$ -
3709	601001880	398.0	$ -	$ -	$ -	$ -	$ -	$ -	$ -	$ -	$ -	$ -	$ -	$ -
3710	T680001881	367.1	$ -	$ -	$ -	$ -	$ -	$ -	$ -	$ -	$ -	$ -	$ -	$ -
3711	T680001881	368.0	$ -	$ -	$ -	$ -	$ -	$ -	$ -	$ -	$ -	$ -	$ -	$ -
3712	T680001881	369.0	$ -	$ -	$ -	$ -	$ -	$ -	$ -	$ -	$ -	$ -	$ -	$ -
3713	T610001882	394.0	$ -	$ -	$ -	$ -	$ -	$ -	$ -	$ -	$ -	$ -	$ -	$ -
3714	610001883	380.0	$ -	$ -	$ -	$ -	$ -	$ -	$ -	$ -	$ -	$ -	$ -	$ -
3715	610001883	380.1	$ -	$ -	$ -	$ -	$ -	$ -	$ -	$ -	$ -	$ -	$ -	$ -
3716	626001884	376.1	$ -	$ -	$ -	$ -	$ -	$ -	$ -	$ -	$ -	$ -	$ -	$ -
3717	626001884	376.2	$ -	$ -	$ -	$ -	$ -	$ -	$ -	$ -	$ -	$ -	$ -	$ -
3718	626001884	376.4	$ -	$ -	$ -	$ -	$ -	$ -	$ -	$ -	$ -	$ -	$ -	$ -
3719	626001884	380.0	$ -	$ -	$ -	$ -	$ -	$ -	$ -	$ -	$ -	$ -	$ -	$ -
3720	T610001885	367.1	$ -	$ -	$ -	$ -	$ -	$ -	$ -	$ -	$ -	$ -	$ 781,411	$ 781,411
3721	T610001885	368.0	$ -	$ -	$ -	$ -	$ -	$ -	$ -	$ -	$ -	$ -	$ 111,630	$ 111,630
3722	T610001885	369.0	$ -	$ -	$ -	$ -	$ -	$ -	$ -	$ -	$ -	$ -	$ 223,260	$ 223,260
3723	626001886	376.1	$ -	$ -	$ -	$ -	$ -	$ -	$ -	$ -	$ -	$ -	$ -	$ -
3724	626001886	376.2	$ -	$ -	$ -	$ -	$ -	$ -	$ -	$ -	$ -	$ -	$ -	$ -
3725	626001886	376.4	$ -	$ -	$ -	$ -	$ -	$ -	$ -	$ -	$ -	$ -	$ -	$ -
3726	626001886	380.0	$ -	$ -	$ -	$ -	$ -	$ -	$ -	$ -	$ -	$ -	$ -	$ -
3727	601001887	390.0	$ -	$ -	$ -	$ -	$ -	$ -	$ -	$ -	$ -	$ -	$ -	$ -

Sponsored by NMGC Witness Erik C. Buchanan

NEW MEXICO GAS COMPANY, INC.

Gross Balances
Base Period - 12 Months Ending March 31, 2023
Future Test Year - 12 Months Ending September 30, 2025

	A	B	Z	AA	AB	AC	AD	AE	AF	AG
1										
2			Balance	Balance	Balance	Balance	Balance	Balance	Balance	Balance
3	Investment Number / Beginning Balance	FERC Account	2/28/2025	3/31/2025	4/30/2025	5/31/2025	6/30/2025	7/31/2025	8/31/2025	9/30/2025
3679	629001869	380.0	$ 42,957	$ 42,957	$ 42,957	$ 42,957	$ 42,957	$ 42,957	$ 42,957	$ 42,957
3680	T660001870	367.1	$ -	$ -	$ -	$ -	$ -	$ -	$ -	$ -
3681	T660001870	368.0	$ -	$ -	$ -	$ -	$ -	$ -	$ -	$ -
3682	T660001870	369.0	$ -	$ -	$ -	$ -	$ -	$ -	$ -	$ -
3683	T660001871	367.1	$ -	$ -	$ -	$ -	$ -	$ -	$ -	$ -
3684	T660001871	368.0	$ -	$ -	$ -	$ -	$ -	$ -	$ -	$ -
3685	T660001871	369.0	$ -	$ -	$ -	$ -	$ -	$ -	$ -	$ -
3686	T660001872	367.1	$ -	$ -	$ -	$ -	$ -	$ -	$ -	$ -
3687	T660001872	368.0	$ -	$ -	$ -	$ -	$ -	$ -	$ -	$ -
3688	T660001872	369.0	$ -	$ -	$ -	$ -	$ -	$ -	$ -	$ -
3689	T660001873	368.0	$ -	$ -	$ -	$ -	$ -	$ -	$ -	$ -
3690	T660001873	369.0	$ -	$ -	$ -	$ -	$ -	$ -	$ -	$ -
3691	T680001874	367.1	$ -	$ -	$ -	$ -	$ -	$ -	$ -	$ -
3692	T680001874	368.0	$ -	$ -	$ -	$ -	$ -	$ -	$ -	$ -
3693	T680001874	369.0	$ -	$ -	$ -	$ -	$ -	$ -	$ -	$ -
3694	T624001875	368.0	$ -	$ -	$ -	$ -	$ -	$ -	$ -	$ -
3695	T624001875	369.0	$ -	$ -	$ -	$ -	$ -	$ -	$ -	$ -
3696	T680001876	367.1	$ -	$ -	$ -	$ -	$ -	$ -	$ -	$ -
3697	T680001876	368.0	$ -	$ -	$ -	$ -	$ -	$ -	$ -	$ -
3698	T680001876	369.0	$ -	$ -	$ -	$ -	$ -	$ -	$ -	$ -
3699	T621001877	367.1	$ -	$ -	$ -	$ -	$ -	$ -	$ -	$ -
3700	T621001877	368.0	$ -	$ -	$ -	$ -	$ -	$ -	$ -	$ -
3701	T621001877	369.0	$ -	$ -	$ -	$ -	$ -	$ -	$ -	$ -
3702	T621001878	367.1	$ -	$ -	$ -	$ -	$ -	$ -	$ -	$ -
3703	T621001878	368.0	$ -	$ -	$ -	$ -	$ -	$ -	$ -	$ -
3704	T621001878	369.0	$ -	$ -	$ -	$ -	$ -	$ -	$ -	$ -
3705	T660001879	368.0	$ 9	$ 9	$ 9	$ 9	$ 9	$ 9	$ 9	$ 9
3706	T660001879	369.0	$ 37	$ 37	$ 37	$ 37	$ 37	$ 37	$ 37	$ 37
3707	601001880	391.2	$ -	$ -	$ -	$ -	$ -	$ -	$ -	$ -
3708	601001880	397.0	$ -	$ -	$ -	$ -	$ -	$ -	$ -	$ -
3709	601001880	398.0	$ -	$ -	$ -	$ -	$ -	$ -	$ -	$ -
3710	T680001881	367.1	$ -	$ -	$ -	$ -	$ 163,572	$ 163,572	$ 163,572	$ 163,572
3711	T680001881	368.0	$ -	$ -	$ -	$ -	$ 23,367	$ 23,367	$ 23,367	$ 23,367
3712	T680001881	369.0	$ -	$ -	$ -	$ -	$ 46,735	$ 46,735	$ 46,735	$ 46,735
3713	T610001882	394.0	$ -	$ -	$ -	$ -	$ -	$ -	$ -	$ -
3714	610001883	380.0	$ -	$ -	$ -	$ -	$ -	$ -	$ -	$ -
3715	610001883	380.1	$ -	$ -	$ -	$ -	$ -	$ -	$ -	$ -
3716	626001884	376.1	$ -	$ -	$ -	$ -	$ -	$ -	$ -	$ -
3717	626001884	376.2	$ -	$ -	$ -	$ -	$ -	$ -	$ -	$ -
3718	626001884	376.4	$ -	$ -	$ -	$ -	$ -	$ -	$ -	$ -
3719	626001884	380.0	$ -	$ -	$ -	$ -	$ -	$ -	$ -	$ -
3720	T610001885	367.1	$ 781,411	$ 781,411	$ 781,411	$ 781,411	$ 781,411	$ 781,411	$ 781,411	$ 781,411
3721	T610001885	368.0	$ 111,630	$ 111,630	$ 111,630	$ 111,630	$ 111,630	$ 111,630	$ 111,630	$ 111,630
3722	T610001885	369.0	$ 223,260	$ 223,260	$ 223,260	$ 223,260	$ 223,260	$ 223,260	$ 223,260	$ 223,260
3723	626001886	376.1	$ -	$ -	$ -	$ -	$ -	$ -	$ 13,197	$ 13,197
3724	626001886	376.2	$ -	$ -	$ -	$ -	$ -	$ -	$ 92,376	$ 92,376
3725	626001886	376.4	$ -	$ -	$ -	$ -	$ -	$ -	$ 6,598	$ 6,598
3726	626001886	380.0	$ -	$ -	$ -	$ -	$ -	$ -	$ 19,795	$ 19,795
3727	601001887	390.0	$ -	$ -	$ -	$ -	$ -	$ -	$ -	$ -

Sponsored by NMGC Witness Erik C. Buchanan

WP Plant 3 Gross Balances

NEW MEXICO GAS COMPANY, INC.

Gross Balances
Base Period - 12 Months Ending March 31, 2023
Future Test Year - 12 Months Ending September 30, 2025

	A	B	C	D	E	F	G	H	I	J	K	L	M
1			Adjusted Base Period										
2			Balance	Balance	Balance	Balance	Balance	Balance	Balance	Balance	Balance	Balance	Balance
3	Investment Number / Beginning Balance	FERC Account	3/31/2023	4/30/2023	5/31/2023	6/30/2023	7/31/2023	8/31/2023	9/30/2023	10/31/2023	11/30/2023	12/31/2023	1/31/2024
3728	T601001888	390.0	$ -	$ -	$ -	$ -	$ -	$ -	$ -	$ -	$ -	$ -	$ -
3729	T610001889	367.1	$ -	$ -	$ -	$ -	$ -	$ -	$ -	$ -	$ -	$ -	$ -
3730	T610001889	368.0	$ -	$ -	$ -	$ -	$ -	$ -	$ -	$ -	$ -	$ -	$ -
3731	T610001889	369.0	$ -	$ -	$ -	$ -	$ -	$ -	$ -	$ -	$ -	$ -	$ -
3732	T610001890	367.1	$ -	$ -	$ -	$ -	$ -	$ -	$ -	$ -	$ -	$ -	$ -
3733	T610001890	368.0	$ -	$ -	$ -	$ -	$ -	$ -	$ -	$ -	$ -	$ -	$ -
3734	T610001890	369.0	$ -	$ -	$ -	$ -	$ -	$ -	$ -	$ -	$ -	$ -	$ -
3735	T660001891	367.1	$ -	$ -	$ -	$ -	$ -	$ -	$ -	$ -	$ -	$ -	$ -
3736	T660001891	368.0	$ -	$ -	$ -	$ -	$ -	$ -	$ -	$ -	$ -	$ -	$ -
3737	T660001891	369.0	$ -	$ -	$ -	$ -	$ -	$ -	$ -	$ -	$ -	$ -	$ -
3738	T680001892	367.1	$ -	$ -	$ -	$ -	$ -	$ -	$ -	$ -	$ -	$ -	$ -
3739	T680001892	368.0	$ -	$ -	$ -	$ -	$ -	$ -	$ -	$ -	$ -	$ -	$ -
3740	T680001892	369.0	$ -	$ -	$ -	$ -	$ -	$ -	$ -	$ -	$ -	$ -	$ -
3741	T621001893	367.1	$ -	$ -	$ -	$ -	$ -	$ -	$ -	$ -	$ -	$ -	$ -
3742	T621001893	368.0	$ -	$ -	$ -	$ -	$ -	$ -	$ -	$ -	$ -	$ -	$ -
3743	T621001893	369.0	$ -	$ -	$ -	$ -	$ -	$ -	$ -	$ -	$ -	$ -	$ -
3744	T680001894	367.1	$ -	$ -	$ -	$ -	$ -	$ -	$ -	$ -	$ -	$ -	$ -
3745	T680001894	368.0	$ -	$ -	$ -	$ -	$ -	$ -	$ -	$ -	$ -	$ -	$ -
3746	T680001894	369.0	$ -	$ -	$ -	$ -	$ -	$ -	$ -	$ -	$ -	$ -	$ -
3747	T680001895	367.1	$ -	$ -	$ -	$ -	$ -	$ -	$ -	$ -	$ -	$ -	$ -
3748	T680001895	368.0	$ -	$ -	$ -	$ -	$ -	$ -	$ -	$ -	$ -	$ -	$ -
3749	T680001895	369.0	$ -	$ -	$ -	$ -	$ -	$ -	$ -	$ -	$ -	$ -	$ -
3750	T680001896	367.1	$ -	$ -	$ -	$ -	$ -	$ -	$ -	$ -	$ -	$ -	$ -
3751	T680001896	368.0	$ -	$ -	$ -	$ -	$ -	$ -	$ -	$ -	$ -	$ -	$ -
3752	T680001896	369.0	$ -	$ -	$ -	$ -	$ -	$ -	$ -	$ -	$ -	$ -	$ -
3753	T680001897	367.1	$ -	$ -	$ -	$ -	$ -	$ -	$ -	$ -	$ -	$ -	$ -
3754	T680001897	368.0	$ -	$ -	$ -	$ -	$ -	$ -	$ -	$ -	$ -	$ -	$ -
3755	T680001897	369.0	$ -	$ -	$ -	$ -	$ -	$ -	$ -	$ -	$ -	$ -	$ -
3756	T680001898	367.1	$ -	$ -	$ -	$ -	$ -	$ -	$ -	$ -	$ -	$ -	$ -
3757	T680001898	368.0	$ -	$ -	$ -	$ -	$ -	$ -	$ -	$ -	$ -	$ -	$ -
3758	T680001898	369.0	$ -	$ -	$ -	$ -	$ -	$ -	$ -	$ -	$ -	$ -	$ -
3759	T680001899	367.1	$ -	$ -	$ -	$ -	$ -	$ -	$ -	$ -	$ -	$ -	$ -
3760	T680001899	368.0	$ -	$ -	$ -	$ -	$ -	$ -	$ -	$ -	$ -	$ -	$ -
3761	T680001899	369.0	$ -	$ -	$ -	$ -	$ -	$ -	$ -	$ -	$ -	$ -	$ -
3762	T624001900	367.1	$ -	$ -	$ -	$ -	$ -	$ -	$ -	$ -	$ -	$ -	$ -
3763	T680001901	367.1	$ -	$ -	$ -	$ -	$ -	$ -	$ -	$ -	$ -	$ -	$ -
3764	T680001901	368.0	$ -	$ -	$ -	$ -	$ -	$ -	$ -	$ -	$ -	$ -	$ -
3765	T680001901	369.0	$ -	$ -	$ -	$ -	$ -	$ -	$ -	$ -	$ -	$ -	$ -
3766	T680001902	367.1	$ -	$ -	$ -	$ -	$ -	$ -	$ -	$ -	$ -	$ -	$ -
3767	T680001902	368.0	$ -	$ -	$ -	$ -	$ -	$ -	$ -	$ -	$ -	$ -	$ -
3768	T680001902	369.0	$ -	$ -	$ -	$ -	$ -	$ -	$ -	$ -	$ -	$ -	$ -
3769	T624001903	367.1	$ -	$ -	$ -	$ -	$ -	$ -	$ -	$ -	$ -	$ -	$ -
3770	T624001903	368.0	$ -	$ -	$ -	$ -	$ -	$ -	$ -	$ -	$ -	$ -	$ -
3771	T624001903	369.0	$ -	$ -	$ -	$ -	$ -	$ -	$ -	$ -	$ -	$ -	$ -
3772	T680001904	367.1	$ -	$ -	$ -	$ -	$ -	$ -	$ -	$ -	$ -	$ -	$ -
3773	T680001904	368.0	$ -	$ -	$ -	$ -	$ -	$ -	$ -	$ -	$ -	$ -	$ -
3774	T680001904	369.0	$ -	$ -	$ -	$ -	$ -	$ -	$ -	$ -	$ -	$ -	$ -
3775	T680001905	367.1	$ -	$ -	$ -	$ -	$ -	$ -	$ -	$ -	$ -	$ -	$ -
3776	T680001905	368.0	$ -	$ -	$ -	$ -	$ -	$ -	$ -	$ -	$ -	$ -	$ -

Sponsored by NMGC Witness Erik C. Buchanan

WP Plant 3 Gross Balances

NEW MEXICO GAS COMPANY, INC.

Gross Balances
Base Period - 12 Months Ending March 31, 2023
Future Test Year - 12 Months Ending September 30, 2025

	A	B	N	O	P	Q	R	S	T	U	V	W	X	Y
1														
2			Balance	Balance	Balance	Balance	Balance	Balance	Balance	Balance	Balance	Balance	Balance	Balance
3	Investment Number / Beginning Balance	FERC Account	2/29/2024	3/31/2024	4/30/2024	5/31/2024	6/30/2024	7/31/2024	8/31/2024	9/30/2024	10/31/2024	11/30/2024	12/31/2024	1/31/2025
3728	T601001888	390.0	$ -	$ -	$ -	$ -	$ -	$ -	$ -	$ -	$ -	$ -	$ -	$ -
3729	T610001889	367.1	$ -	$ -	$ -	$ -	$ -	$ -	$ -	$ -	$ -	$ -	$ -	$ -
3730	T610001889	368.0	$ -	$ -	$ -	$ -	$ -	$ -	$ -	$ -	$ -	$ -	$ -	$ -
3731	T610001889	369.0	$ -	$ -	$ -	$ -	$ -	$ -	$ -	$ -	$ -	$ -	$ -	$ -
3732	T610001890	367.1	$ -	$ -	$ -	$ -	$ -	$ -	$ -	$ -	$ -	$ -	$ -	$ -
3733	T610001890	368.0	$ -	$ -	$ -	$ -	$ -	$ -	$ -	$ -	$ -	$ -	$ -	$ -
3734	T610001890	369.0	$ -	$ -	$ -	$ -	$ -	$ -	$ -	$ -	$ -	$ -	$ -	$ -
3735	T660001891	367.1	$ -	$ -	$ -	$ -	$ -	$ -	$ -	$ -	$ -	$ -	$ -	$ -
3736	T660001891	368.0	$ -	$ -	$ -	$ -	$ -	$ -	$ -	$ -	$ -	$ -	$ -	$ -
3737	T660001891	369.0	$ -	$ -	$ -	$ -	$ -	$ -	$ -	$ -	$ -	$ -	$ -	$ -
3738	T680001892	367.1	$ -	$ -	$ -	$ -	$ -	$ -	$ -	$ -	$ -	$ -	$ -	$ -
3739	T680001892	368.0	$ -	$ -	$ -	$ -	$ -	$ -	$ -	$ -	$ -	$ -	$ -	$ -
3740	T680001892	369.0	$ -	$ -	$ -	$ -	$ -	$ -	$ -	$ -	$ -	$ -	$ -	$ -
3741	T621001893	367.1	$ -	$ -	$ -	$ -	$ -	$ -	$ -	$ -	$ -	$ -	$ -	$ -
3742	T621001893	368.0	$ -	$ -	$ -	$ -	$ -	$ -	$ -	$ -	$ -	$ -	$ -	$ -
3743	T621001893	369.0	$ -	$ -	$ -	$ -	$ -	$ -	$ -	$ -	$ -	$ -	$ -	$ -
3744	T680001894	367.1	$ -	$ -	$ -	$ -	$ -	$ -	$ -	$ -	$ -	$ -	$ -	$ -
3745	T680001894	368.0	$ -	$ -	$ -	$ -	$ -	$ -	$ -	$ -	$ -	$ -	$ -	$ -
3746	T680001894	369.0	$ -	$ -	$ -	$ -	$ -	$ -	$ -	$ -	$ -	$ -	$ -	$ -
3747	T680001895	367.1	$ -	$ -	$ -	$ -	$ -	$ -	$ -	$ -	$ -	$ -	$ -	$ -
3748	T680001895	368.0	$ -	$ -	$ -	$ -	$ -	$ -	$ -	$ -	$ -	$ -	$ -	$ -
3749	T680001895	369.0	$ -	$ -	$ -	$ -	$ -	$ -	$ -	$ -	$ -	$ -	$ -	$ -
3750	T680001896	367.1	$ -	$ -	$ -	$ -	$ -	$ -	$ -	$ -	$ -	$ -	$ -	$ -
3751	T680001896	368.0	$ -	$ -	$ -	$ -	$ -	$ -	$ -	$ -	$ -	$ -	$ -	$ -
3752	T680001896	369.0	$ -	$ -	$ -	$ -	$ -	$ -	$ -	$ -	$ -	$ -	$ -	$ -
3753	T680001897	367.1	$ -	$ -	$ -	$ -	$ -	$ -	$ -	$ -	$ -	$ -	$ -	$ -
3754	T680001897	368.0	$ -	$ -	$ -	$ -	$ -	$ -	$ -	$ -	$ -	$ -	$ -	$ -
3755	T680001897	369.0	$ -	$ -	$ -	$ -	$ -	$ -	$ -	$ -	$ -	$ -	$ -	$ -
3756	T680001898	367.1	$ -	$ -	$ -	$ -	$ -	$ -	$ -	$ -	$ -	$ -	$ -	$ -
3757	T680001898	368.0	$ -	$ -	$ -	$ -	$ -	$ -	$ -	$ -	$ -	$ -	$ -	$ -
3758	T680001898	369.0	$ -	$ -	$ -	$ -	$ -	$ -	$ -	$ -	$ -	$ -	$ -	$ -
3759	T680001899	367.1	$ -	$ -	$ -	$ -	$ -	$ -	$ -	$ -	$ -	$ -	$ -	$ -
3760	T680001899	368.0	$ -	$ -	$ -	$ -	$ -	$ -	$ -	$ -	$ -	$ -	$ -	$ -
3761	T680001899	369.0	$ -	$ -	$ -	$ -	$ -	$ -	$ -	$ -	$ -	$ -	$ -	$ -
3762	T624001900	367.1	$ -	$ -	$ -	$ -	$ -	$ -	$ -	$ -	$ -	$ -	$ -	$ -
3763	T680001901	367.1	$ -	$ -	$ -	$ -	$ -	$ -	$ -	$ -	$ -	$ -	$ -	$ -
3764	T680001901	368.0	$ -	$ -	$ -	$ -	$ -	$ -	$ -	$ -	$ -	$ -	$ -	$ -
3765	T680001901	369.0	$ -	$ -	$ -	$ -	$ -	$ -	$ -	$ -	$ -	$ -	$ -	$ -
3766	T680001902	367.1	$ -	$ -	$ -	$ -	$ -	$ -	$ -	$ -	$ -	$ -	$ -	$ -
3767	T680001902	368.0	$ -	$ -	$ -	$ -	$ -	$ -	$ -	$ -	$ -	$ -	$ -	$ -
3768	T680001902	369.0	$ -	$ -	$ -	$ -	$ -	$ -	$ -	$ -	$ -	$ -	$ -	$ -
3769	T624001903	367.1	$ -	$ -	$ -	$ -	$ -	$ -	$ -	$ -	$ -	$ -	$ -	$ -
3770	T624001903	368.0	$ -	$ -	$ -	$ -	$ -	$ -	$ -	$ -	$ -	$ -	$ -	$ -
3771	T624001903	369.0	$ -	$ -	$ -	$ -	$ -	$ -	$ -	$ -	$ -	$ -	$ -	$ -
3772	T680001904	367.1	$ -	$ -	$ -	$ -	$ -	$ -	$ -	$ -	$ -	$ -	$ -	$ -
3773	T680001904	368.0	$ -	$ -	$ -	$ -	$ -	$ -	$ -	$ -	$ -	$ -	$ -	$ -
3774	T680001904	369.0	$ -	$ -	$ -	$ -	$ -	$ -	$ -	$ -	$ -	$ -	$ -	$ -
3775	T680001905	367.1	$ -	$ -	$ -	$ -	$ -	$ -	$ -	$ -	$ -	$ -	$ -	$ -
3776	T680001905	368.0	$ -	$ -	$ -	$ -	$ -	$ -	$ -	$ -	$ -	$ -	$ -	$ -

Sponsored by NMGC Witness Erik C. Buchanan

WP Plant 3 Gross Balances

NEW MEXICO GAS COMPANY, INC.

Gross Balances
Base Period - 12 Months Ending March 31, 2023
Future Test Year - 12 Months Ending September 30, 2025

	A	B	Z	AA	AB	AC	AD	AE	AF	AG
1										
2			Balance	Balance	Balance	Balance	Balance	Balance	Balance	Balance
3	Investment Number / Beginning Balance	FERC Account	2/28/2025	3/31/2025	4/30/2025	5/31/2025	6/30/2025	7/31/2025	8/31/2025	9/30/2025
3728	T601001888	390.0	$ -	$ -	$ -	$ -	$ -	$ -	$ -	$ -
3729	T610001889	367.1	$ -	$ -	$ -	$ -	$ -	$ -	$ -	$ -
3730	T610001889	368.0	$ -	$ -	$ -	$ -	$ -	$ -	$ -	$ -
3731	T610001889	369.0	$ -	$ -	$ -	$ -	$ -	$ -	$ -	$ -
3732	T610001890	367.1	$ -	$ -	$ -	$ -	$ -	$ -	$ -	$ -
3733	T610001890	368.0	$ -	$ -	$ -	$ -	$ -	$ -	$ -	$ -
3734	T610001890	369.0	$ -	$ -	$ -	$ -	$ -	$ -	$ -	$ -
3735	T660001891	367.1	$ -	$ -	$ -	$ -	$ -	$ -	$ -	$ -
3736	T660001891	368.0	$ -	$ -	$ -	$ -	$ -	$ -	$ -	$ -
3737	T660001891	369.0	$ -	$ -	$ -	$ -	$ -	$ -	$ -	$ -
3738	T680001892	367.1	$ -	$ -	$ -	$ -	$ -	$ -	$ -	$ -
3739	T680001892	368.0	$ -	$ -	$ -	$ -	$ -	$ -	$ -	$ -
3740	T680001892	369.0	$ -	$ -	$ -	$ -	$ -	$ -	$ -	$ -
3741	T621001893	367.1	$ -	$ -	$ -	$ -	$ -	$ -	$ -	$ -
3742	T621001893	368.0	$ -	$ -	$ -	$ -	$ -	$ -	$ -	$ -
3743	T621001893	369.0	$ -	$ -	$ -	$ -	$ -	$ -	$ -	$ -
3744	T680001894	367.1	$ -	$ -	$ -	$ -	$ -	$ -	$ -	$ -
3745	T680001894	368.0	$ -	$ -	$ -	$ -	$ -	$ -	$ -	$ -
3746	T680001894	369.0	$ -	$ -	$ -	$ -	$ -	$ -	$ -	$ -
3747	T680001895	367.1	$ -	$ -	$ -	$ -	$ -	$ -	$ -	$ -
3748	T680001895	368.0	$ -	$ -	$ -	$ -	$ -	$ -	$ -	$ -
3749	T680001895	369.0	$ -	$ -	$ -	$ -	$ -	$ -	$ -	$ -
3750	T680001896	367.1	$ -	$ -	$ -	$ -	$ -	$ -	$ -	$ -
3751	T680001896	368.0	$ -	$ -	$ -	$ -	$ -	$ -	$ -	$ -
3752	T680001896	369.0	$ -	$ -	$ -	$ -	$ -	$ -	$ -	$ -
3753	T680001897	367.1	$ -	$ -	$ -	$ -	$ -	$ -	$ -	$ -
3754	T680001897	368.0	$ -	$ -	$ -	$ -	$ -	$ -	$ -	$ -
3755	T680001897	369.0	$ -	$ -	$ -	$ -	$ -	$ -	$ -	$ -
3756	T680001898	367.1	$ -	$ -	$ -	$ -	$ -	$ -	$ -	$ -
3757	T680001898	368.0	$ -	$ -	$ -	$ -	$ -	$ -	$ -	$ -
3758	T680001898	369.0	$ -	$ -	$ -	$ -	$ -	$ -	$ -	$ -
3759	T680001899	367.1	$ -	$ -	$ -	$ -	$ -	$ -	$ -	$ -
3760	T680001899	368.0	$ -	$ -	$ -	$ -	$ -	$ -	$ -	$ -
3761	T680001899	369.0	$ -	$ -	$ -	$ -	$ -	$ -	$ -	$ -
3762	T624001900	367.1	$ -	$ -	$ -	$ -	$ -	$ -	$ -	$ -
3763	T680001901	367.1	$ -	$ -	$ -	$ -	$ -	$ -	$ -	$ -
3764	T680001901	368.0	$ -	$ -	$ -	$ -	$ -	$ -	$ -	$ -
3765	T680001901	369.0	$ -	$ -	$ -	$ -	$ -	$ -	$ -	$ -
3766	T680001902	367.1	$ -	$ -	$ -	$ -	$ -	$ -	$ -	$ -
3767	T680001902	368.0	$ -	$ -	$ -	$ -	$ -	$ -	$ -	$ -
3768	T680001902	369.0	$ -	$ -	$ -	$ -	$ -	$ -	$ -	$ -
3769	T624001903	367.1	$ -	$ -	$ -	$ -	$ -	$ -	$ 151,384	$ 151,384
3770	T624001903	368.0	$ -	$ -	$ -	$ -	$ -	$ -	$ 21,626	$ 21,626
3771	T624001903	369.0	$ -	$ -	$ -	$ -	$ -	$ -	$ 43,252	$ 43,252
3772	T680001904	367.1	$ -	$ -	$ -	$ -	$ -	$ -	$ -	$ -
3773	T680001904	368.0	$ -	$ -	$ -	$ -	$ -	$ -	$ -	$ -
3774	T680001904	369.0	$ -	$ -	$ -	$ -	$ -	$ -	$ -	$ -
3775	T680001905	367.1	$ -	$ -	$ -	$ -	$ -	$ -	$ -	$ -
3776	T680001905	368.0	$ -	$ -	$ -	$ -	$ -	$ -	$ -	$ -

Sponsored by NMGC Witness Erik C. Buchanan

WP Plant 3 Gross Balances

NEW MEXICO GAS COMPANY, INC.

Gross Balances
Base Period - 12 Months Ending March 31, 2023
Future Test Year - 12 Months Ending September 30, 2025

	A	B	C	D	E	F	G	H	I	J	K	L	M
1			Adjusted Base Period										
2			Balance	Balance	Balance	Balance	Balance	Balance	Balance	Balance	Balance	Balance	Balance
3	Investment Number / Beginning Balance	FERC Account	3/31/2023	4/30/2023	5/31/2023	6/30/2023	7/31/2023	8/31/2023	9/30/2023	10/31/2023	11/30/2023	12/31/2023	1/31/2024
3777	T680001905	369.0	$ -	$ -	$ -	$ -	$ -	$ -	$ -	$ -	$ -	$ -	$ -
3778	T680001906	367.1	$ -	$ -	$ -	$ -	$ -	$ -	$ -	$ -	$ -	$ -	$ -
3779	T680001906	368.0	$ -	$ -	$ -	$ -	$ -	$ -	$ -	$ -	$ -	$ -	$ -
3780	T680001906	369.0	$ -	$ -	$ -	$ -	$ -	$ -	$ -	$ -	$ -	$ -	$ -
3781	T680001907	367.1	$ -	$ -	$ -	$ -	$ -	$ -	$ -	$ -	$ -	$ -	$ -
3782	T680001907	368.0	$ -	$ -	$ -	$ -	$ -	$ -	$ -	$ -	$ -	$ -	$ -
3783	T680001907	369.0	$ -	$ -	$ -	$ -	$ -	$ -	$ -	$ -	$ -	$ -	$ -
3784	T680001908	367.1	$ -	$ -	$ -	$ -	$ -	$ -	$ -	$ -	$ -	$ -	$ -
3785	T680001908	368.0	$ -	$ -	$ -	$ -	$ -	$ -	$ -	$ -	$ -	$ -	$ -
3786	T680001908	369.0	$ -	$ -	$ -	$ -	$ -	$ -	$ -	$ -	$ -	$ -	$ -
3787	T680001909	367.1	$ -	$ -	$ -	$ -	$ -	$ -	$ -	$ -	$ -	$ -	$ -
3788	T680001909	368.0	$ -	$ -	$ -	$ -	$ -	$ -	$ -	$ -	$ -	$ -	$ -
3789	T680001909	369.0	$ -	$ -	$ -	$ -	$ -	$ -	$ -	$ -	$ -	$ -	$ -
3790	T624001910	367.1	$ -	$ -	$ -	$ -	$ -	$ -	$ -	$ -	$ -	$ -	$ -
3791	T624001910	368.0	$ -	$ -	$ -	$ -	$ -	$ -	$ -	$ -	$ -	$ -	$ -
3792	T624001910	369.0	$ -	$ -	$ -	$ -	$ -	$ -	$ -	$ -	$ -	$ -	$ -
3793	T680001911	367.1	$ -	$ -	$ -	$ -	$ -	$ -	$ -	$ -	$ -	$ -	$ -
3794	T680001911	368.0	$ -	$ -	$ -	$ -	$ -	$ -	$ -	$ -	$ -	$ -	$ -
3795	T680001911	369.0	$ -	$ -	$ -	$ -	$ -	$ -	$ -	$ -	$ -	$ -	$ -
3796	T624001912	367.1	$ -	$ -	$ -	$ -	$ -	$ -	$ -	$ -	$ -	$ -	$ -
3797	T624001912	368.0	$ -	$ -	$ -	$ -	$ -	$ -	$ -	$ -	$ -	$ -	$ -
3798	T624001912	369.0	$ -	$ -	$ -	$ -	$ -	$ -	$ -	$ -	$ -	$ -	$ -
3799	T624001913	367.1	$ -	$ -	$ -	$ -	$ -	$ -	$ -	$ -	$ -	$ -	$ -
3800	T624001913	368.0	$ -	$ -	$ -	$ -	$ -	$ -	$ -	$ -	$ -	$ -	$ -
3801	T624001913	369.0	$ -	$ -	$ -	$ -	$ -	$ -	$ -	$ -	$ -	$ -	$ -
3802	T624001914	367.1	$ -	$ -	$ -	$ -	$ -	$ -	$ -	$ -	$ -	$ -	$ -
3803	T624001914	368.0	$ -	$ -	$ -	$ -	$ -	$ -	$ -	$ -	$ -	$ -	$ -
3804	T624001914	369.0	$ -	$ -	$ -	$ -	$ -	$ -	$ -	$ -	$ -	$ -	$ -
3805	T680001916	367.1	$ -	$ -	$ -	$ -	$ -	$ -	$ -	$ -	$ -	$ -	$ -
3806	T680001916	368.0	$ -	$ -	$ -	$ -	$ -	$ -	$ -	$ -	$ -	$ -	$ -
3807	T680001916	369.0	$ -	$ -	$ -	$ -	$ -	$ -	$ -	$ -	$ -	$ -	$ -
3808	610001917	376.1	$ -	$ -	$ -	$ -	$ -	$ -	$ -	$ -	$ -	$ -	$ -
3809	610001917	376.2	$ -	$ -	$ -	$ -	$ -	$ -	$ -	$ -	$ -	$ -	$ -
3810	610001917	376.4	$ -	$ -	$ -	$ -	$ -	$ -	$ -	$ -	$ -	$ -	$ -
3811	610001917	380.0	$ -	$ -	$ -	$ -	$ -	$ -	$ -	$ -	$ -	$ -	$ -
3812	610001918	376.1	$ -	$ -	$ -	$ -	$ -	$ -	$ -	$ -	$ -	$ -	$ -
3813	610001918	376.2	$ -	$ -	$ -	$ -	$ -	$ -	$ -	$ -	$ -	$ -	$ -
3814	610001918	376.4	$ -	$ -	$ -	$ -	$ -	$ -	$ -	$ -	$ -	$ -	$ -
3815	610001918	380.0	$ -	$ -	$ -	$ -	$ -	$ -	$ -	$ -	$ -	$ -	$ -
3816	610001919	376.1	$ -	$ -	$ -	$ -	$ -	$ -	$ -	$ -	$ -	$ -	$ -
3817	610001919	376.2	$ -	$ -	$ -	$ -	$ -	$ -	$ -	$ -	$ -	$ -	$ -
3818	610001919	376.4	$ -	$ -	$ -	$ -	$ -	$ -	$ -	$ -	$ -	$ -	$ -
3819	610001919	380.0	$ -	$ -	$ -	$ -	$ -	$ -	$ -	$ -	$ -	$ -	$ -
3820	610001920	376.1	$ -	$ -	$ -	$ -	$ -	$ -	$ -	$ -	$ -	$ -	$ -
3821	610001920	376.2	$ -	$ -	$ -	$ -	$ -	$ -	$ -	$ -	$ -	$ -	$ -
3822	610001920	376.4	$ -	$ -	$ -	$ -	$ -	$ -	$ -	$ -	$ -	$ -	$ -
3823	610001920	380.0	$ -	$ -	$ -	$ -	$ -	$ -	$ -	$ -	$ -	$ -	$ -
3824	610001921	376.1	$ -	$ -	$ -	$ -	$ -	$ -	$ -	$ -	$ -	$ -	$ -
3825	610001921	376.2	$ -	$ -	$ -	$ -	$ -	$ -	$ -	$ -	$ -	$ -	$ -

Sponsored by NMGC Witness Erik C. Buchanan

NEW MEXICO GAS COMPANY, INC.

Gross Balances
Base Period - 12 Months Ending March 31, 2023
Future Test Year - 12 Months Ending September 30, 2025

	A	B	N	O	P	Q	R	S	T	U	V	W	X	Y
1														
2			Balance	Balance	Balance	Balance	Balance	Balance	Balance	Balance	Balance	Balance	Balance	Balance
3	Investment Number / Beginning Balance	FERC Account	2/29/2024	3/31/2024	4/30/2024	5/31/2024	6/30/2024	7/31/2024	8/31/2024	9/30/2024	10/31/2024	11/30/2024	12/31/2024	1/31/2025
3777	T680001905	369.0	$ -	$ -	$ -	$ -	$ -	$ -	$ -	$ -	$ -	$ -	$ -	$ -
3778	T680001906	367.1	$ -	$ -	$ -	$ -	$ -	$ -	$ -	$ -	$ -	$ -	$ -	$ -
3779	T680001906	368.0	$ -	$ -	$ -	$ -	$ -	$ -	$ -	$ -	$ -	$ -	$ -	$ -
3780	T680001906	369.0	$ -	$ -	$ -	$ -	$ -	$ -	$ -	$ -	$ -	$ -	$ -	$ -
3781	T680001907	367.1	$ -	$ -	$ -	$ -	$ -	$ -	$ -	$ -	$ -	$ -	$ -	$ -
3782	T680001907	368.0	$ -	$ -	$ -	$ -	$ -	$ -	$ -	$ -	$ -	$ -	$ -	$ -
3783	T680001907	369.0	$ -	$ -	$ -	$ -	$ -	$ -	$ -	$ -	$ -	$ -	$ -	$ -
3784	T680001908	367.1	$ -	$ -	$ -	$ -	$ -	$ -	$ -	$ -	$ -	$ -	$ -	$ -
3785	T680001908	368.0	$ -	$ -	$ -	$ -	$ -	$ -	$ -	$ -	$ -	$ -	$ -	$ -
3786	T680001908	369.0	$ -	$ -	$ -	$ -	$ -	$ -	$ -	$ -	$ -	$ -	$ -	$ -
3787	T680001909	367.1	$ -	$ -	$ -	$ -	$ -	$ -	$ -	$ -	$ -	$ -	$ -	$ -
3788	T680001909	368.0	$ -	$ -	$ -	$ -	$ -	$ -	$ -	$ -	$ -	$ -	$ -	$ -
3789	T680001909	369.0	$ -	$ -	$ -	$ -	$ -	$ -	$ -	$ -	$ -	$ -	$ -	$ -
3790	T624001910	367.1	$ -	$ -	$ -	$ -	$ -	$ -	$ -	$ -	$ -	$ -	$ -	$ -
3791	T624001910	368.0	$ -	$ -	$ -	$ -	$ -	$ -	$ -	$ -	$ -	$ -	$ -	$ -
3792	T624001910	369.0	$ -	$ -	$ -	$ -	$ -	$ -	$ -	$ -	$ -	$ -	$ -	$ -
3793	T680001911	367.1	$ -	$ -	$ -	$ -	$ -	$ -	$ -	$ -	$ -	$ -	$ -	$ -
3794	T680001911	368.0	$ -	$ -	$ -	$ -	$ -	$ -	$ -	$ -	$ -	$ -	$ -	$ -
3795	T680001911	369.0	$ -	$ -	$ -	$ -	$ -	$ -	$ -	$ -	$ -	$ -	$ -	$ -
3796	T624001912	367.1	$ -	$ -	$ -	$ -	$ -	$ -	$ -	$ 253,317	$ 253,317	$ 253,317	$ 253,317	$ 253,317
3797	T624001912	368.0	$ -	$ -	$ -	$ -	$ -	$ -	$ -	$ 36,188	$ 36,188	$ 36,188	$ 36,188	$ 36,188
3798	T624001912	369.0	$ -	$ -	$ -	$ -	$ -	$ -	$ -	$ 72,376	$ 72,376	$ 72,376	$ 72,376	$ 72,376
3799	T624001913	367.1	$ -	$ -	$ -	$ -	$ -	$ -	$ -	$ -	$ -	$ -	$ -	$ -
3800	T624001913	368.0	$ -	$ -	$ -	$ -	$ -	$ -	$ -	$ -	$ -	$ -	$ -	$ -
3801	T624001913	369.0	$ -	$ -	$ -	$ -	$ -	$ -	$ -	$ -	$ -	$ -	$ -	$ -
3802	T624001914	367.1	$ -	$ -	$ -	$ -	$ -	$ -	$ -	$ -	$ -	$ -	$ -	$ -
3803	T624001914	368.0	$ -	$ -	$ -	$ -	$ -	$ -	$ -	$ -	$ -	$ -	$ -	$ -
3804	T624001914	369.0	$ -	$ -	$ -	$ -	$ -	$ -	$ -	$ -	$ -	$ -	$ -	$ -
3805	T680001916	367.1	$ -	$ -	$ -	$ -	$ -	$ -	$ -	$ -	$ -	$ -	$ -	$ -
3806	T680001916	368.0	$ -	$ -	$ -	$ -	$ -	$ -	$ -	$ -	$ -	$ -	$ -	$ -
3807	T680001916	369.0	$ -	$ -	$ -	$ -	$ -	$ -	$ -	$ -	$ -	$ -	$ -	$ -
3808	610001917	376.1	$ -	$ -	$ -	$ -	$ -	$ -	$ -	$ -	$ -	$ -	$ -	$ -
3809	610001917	376.2	$ -	$ -	$ -	$ -	$ -	$ -	$ -	$ -	$ -	$ -	$ -	$ -
3810	610001917	376.4	$ -	$ -	$ -	$ -	$ -	$ -	$ -	$ -	$ -	$ -	$ -	$ -
3811	610001917	380.0	$ -	$ -	$ -	$ -	$ -	$ -	$ -	$ -	$ -	$ -	$ -	$ -
3812	610001918	376.1	$ -	$ -	$ -	$ -	$ -	$ -	$ -	$ -	$ -	$ -	$ -	$ -
3813	610001918	376.2	$ -	$ -	$ -	$ -	$ -	$ -	$ -	$ -	$ -	$ -	$ -	$ -
3814	610001918	376.4	$ -	$ -	$ -	$ -	$ -	$ -	$ -	$ -	$ -	$ -	$ -	$ -
3815	610001918	380.0	$ -	$ -	$ -	$ -	$ -	$ -	$ -	$ -	$ -	$ -	$ -	$ -
3816	610001919	376.1	$ -	$ -	$ -	$ -	$ 63,364	$ 63,364	$ 63,364	$ 128,479	$ 128,479	$ 128,479	$ 190,087	$ 190,087
3817	610001919	376.2	$ -	$ -	$ -	$ -	$ 443,548	$ 443,548	$ 443,548	$ 899,354	$ 899,354	$ 899,354	$ 1,330,610	$ 1,330,610
3818	610001919	376.4	$ -	$ -	$ -	$ -	$ 31,682	$ 31,682	$ 31,682	$ 64,240	$ 64,240	$ 64,240	$ 95,044	$ 95,044
3819	610001919	380.0	$ -	$ -	$ -	$ -	$ 95,046	$ 95,046	$ 95,046	$ 192,719	$ 192,719	$ 192,719	$ 285,131	$ 285,131
3820	610001920	376.1	$ -	$ -	$ -	$ -	$ -	$ -	$ -	$ -	$ -	$ -	$ -	$ -
3821	610001920	376.2	$ -	$ -	$ -	$ -	$ -	$ -	$ -	$ -	$ -	$ -	$ -	$ -
3822	610001920	376.4	$ -	$ -	$ -	$ -	$ -	$ -	$ -	$ -	$ -	$ -	$ -	$ -
3823	610001920	380.0	$ -	$ -	$ -	$ -	$ -	$ -	$ -	$ -	$ -	$ -	$ -	$ -
3824	610001921	376.1	$ -	$ -	$ -	$ -	$ -	$ -	$ -	$ -	$ -	$ -	$ -	$ -
3825	610001921	376.2	$ -	$ -	$ -	$ -	$ -	$ -	$ -	$ -	$ -	$ -	$ -	$ -

Sponsored by NMGC Witness Erik C. Buchanan

WP Plant 3 Gross Balances

NEW MEXICO GAS COMPANY, INC.

Gross Balances
Base Period - 12 Months Ending March 31, 2023
Future Test Year - 12 Months Ending September 30, 2025

	A	B	Z	AA	AB	AC	AD	AE	AF	AG
1										
2			Balance	Balance	Balance	Balance	Balance	Balance	Balance	Balance
3	Investment Number / Beginning Balance	FERC Account	2/28/2025	3/31/2025	4/30/2025	5/31/2025	6/30/2025	7/31/2025	8/31/2025	9/30/2025
3777	T680001905	369.0	$ -	$ -	$ -	$ -	$ -	$ -	$ -	$ -
3778	T680001906	367.1	$ -	$ -	$ -	$ -	$ -	$ -	$ -	$ -
3779	T680001906	368.0	$ -	$ -	$ -	$ -	$ -	$ -	$ -	$ -
3780	T680001906	369.0	$ -	$ -	$ -	$ -	$ -	$ -	$ -	$ -
3781	T680001907	367.1	$ -	$ -	$ -	$ -	$ -	$ -	$ -	$ -
3782	T680001907	368.0	$ -	$ -	$ -	$ -	$ -	$ -	$ -	$ -
3783	T680001907	369.0	$ -	$ -	$ -	$ -	$ -	$ -	$ -	$ -
3784	T680001908	367.1	$ -	$ -	$ -	$ -	$ -	$ -	$ -	$ -
3785	T680001908	368.0	$ -	$ -	$ -	$ -	$ -	$ -	$ -	$ -
3786	T680001908	369.0	$ -	$ -	$ -	$ -	$ -	$ -	$ -	$ -
3787	T680001909	367.1	$ -	$ -	$ -	$ -	$ -	$ -	$ -	$ -
3788	T680001909	368.0	$ -	$ -	$ -	$ -	$ -	$ -	$ -	$ -
3789	T680001909	369.0	$ -	$ -	$ -	$ -	$ -	$ -	$ -	$ -
3790	T624001910	367.1	$ -	$ -	$ -	$ -	$ -	$ -	$ 212,742	$ 212,742
3791	T624001910	368.0	$ -	$ -	$ -	$ -	$ -	$ -	$ 30,392	$ 30,392
3792	T624001910	369.0	$ -	$ -	$ -	$ -	$ -	$ -	$ 60,783	$ 60,783
3793	T680001911	367.1	$ -	$ -	$ -	$ -	$ -	$ -	$ -	$ -
3794	T680001911	368.0	$ -	$ -	$ -	$ -	$ -	$ -	$ -	$ -
3795	T680001911	369.0	$ -	$ -	$ -	$ -	$ -	$ -	$ -	$ -
3796	T624001912	367.1	$ 253,317	$ 253,317	$ 253,317	$ 253,317	$ 253,317	$ 253,317	$ 253,317	$ 253,317
3797	T624001912	368.0	$ 36,188	$ 36,188	$ 36,188	$ 36,188	$ 36,188	$ 36,188	$ 36,188	$ 36,188
3798	T624001912	369.0	$ 72,376	$ 72,376	$ 72,376	$ 72,376	$ 72,376	$ 72,376	$ 72,376	$ 72,376
3799	T624001913	367.1	$ -	$ -	$ -	$ -	$ -	$ -	$ -	$ -
3800	T624001913	368.0	$ -	$ -	$ -	$ -	$ -	$ -	$ -	$ -
3801	T624001913	369.0	$ -	$ -	$ -	$ -	$ -	$ -	$ -	$ -
3802	T624001914	367.1	$ -	$ -	$ -	$ -	$ -	$ -	$ -	$ -
3803	T624001914	368.0	$ -	$ -	$ -	$ -	$ -	$ -	$ -	$ -
3804	T624001914	369.0	$ -	$ -	$ -	$ -	$ -	$ -	$ -	$ -
3805	T680001916	367.1	$ -	$ -	$ -	$ -	$ -	$ -	$ -	$ -
3806	T680001916	368.0	$ -	$ -	$ -	$ -	$ -	$ -	$ -	$ -
3807	T680001916	369.0	$ -	$ -	$ -	$ -	$ -	$ -	$ -	$ -
3808	610001917	376.1	$ -	$ -	$ -	$ -	$ -	$ -	$ -	$ -
3809	610001917	376.2	$ -	$ -	$ -	$ -	$ -	$ -	$ -	$ -
3810	610001917	376.4	$ -	$ -	$ -	$ -	$ -	$ -	$ -	$ -
3811	610001917	380.0	$ -	$ -	$ -	$ -	$ -	$ -	$ -	$ -
3812	610001918	376.1	$ -	$ -	$ -	$ -	$ 43,887	$ 43,887	$ 43,887	$ 96,657
3813	610001918	376.2	$ -	$ -	$ -	$ -	$ 307,206	$ 307,206	$ 307,206	$ 676,596
3814	610001918	376.4	$ -	$ -	$ -	$ -	$ 21,943	$ 21,943	$ 21,943	$ 48,328
3815	610001918	380.0	$ -	$ -	$ -	$ -	$ 65,830	$ 65,830	$ 65,830	$ 144,985
3816	610001919	376.1	$ 190,087	$ 190,087	$ 190,087	$ 190,087	$ 190,087	$ 190,087	$ 190,087	$ 190,087
3817	610001919	376.2	$ 1,330,610	$ 1,330,610	$ 1,330,610	$ 1,330,610	$ 1,330,610	$ 1,330,610	$ 1,330,610	$ 1,330,610
3818	610001919	376.4	$ 95,044	$ 95,044	$ 95,044	$ 95,044	$ 95,044	$ 95,044	$ 95,044	$ 95,044
3819	610001919	380.0	$ 285,131	$ 285,131	$ 285,131	$ 285,131	$ 285,131	$ 285,131	$ 285,131	$ 285,131
3820	610001920	376.1	$ -	$ -	$ -	$ -	$ 44,254	$ 44,254	$ 44,254	$ 97,017
3821	610001920	376.2	$ -	$ -	$ -	$ -	$ 309,780	$ 309,780	$ 309,780	$ 679,116
3822	610001920	376.4	$ -	$ -	$ -	$ -	$ 22,127	$ 22,127	$ 22,127	$ 48,508
3823	610001920	380.0	$ -	$ -	$ -	$ -	$ 66,381	$ 66,381	$ 66,381	$ 145,525
3824	610001921	376.1	$ -	$ -	$ -	$ -	$ -	$ -	$ -	$ -
3825	610001921	376.2	$ -	$ -	$ -	$ -	$ -	$ -	$ -	$ -

Sponsored by NMGC Witness Erik C. Buchanan

WP Plant 3 Gross Balances

NEW MEXICO GAS COMPANY, INC.

Gross Balances
Base Period - 12 Months Ending March 31, 2023
Future Test Year - 12 Months Ending September 30, 2025

	A	B	C	D	E	F	G	H	I	J	K	L	M
1			Adjusted Base Period										
2			Balance	Balance	Balance	Balance	Balance	Balance	Balance	Balance	Balance	Balance	Balance
3	Investment Number / Beginning Balance	FERC Account	3/31/2023	4/30/2023	5/31/2023	6/30/2023	7/31/2023	8/31/2023	9/30/2023	10/31/2023	11/30/2023	12/31/2023	1/31/2024
3826	610001921	376.4	$ -	$ -	$ -	$ -	$ -	$ -	$ -	$ -	$ -	$ -	$ -
3827	610001921	380.0	$ -	$ -	$ -	$ -	$ -	$ -	$ -	$ -	$ -	$ -	$ -
3828	601001922	391.2	$ -	$ -	$ -	$ -	$ -	$ -	$ -	$ -	$ -	$ -	$ -
3829	601001922	397.0	$ -	$ -	$ -	$ -	$ -	$ -	$ -	$ -	$ -	$ -	$ -
3830	601001922	398.0	$ -	$ -	$ -	$ -	$ -	$ -	$ -	$ -	$ -	$ -	$ -
3831	T624001923	367.1	$ -	$ -	$ -	$ -	$ -	$ -	$ -	$ -	$ -	$ -	$ -
3832	T624001923	368.0	$ -	$ -	$ -	$ -	$ -	$ -	$ -	$ -	$ -	$ -	$ -
3833	T624001923	369.0	$ -	$ -	$ -	$ -	$ -	$ -	$ -	$ -	$ -	$ -	$ -
3834	T610001924	368.0	$ -	$ -	$ -	$ -	$ -	$ -	$ -	$ -	$ -	$ -	$ -
3835	T610001924	369.0	$ -	$ -	$ -	$ -	$ -	$ -	$ -	$ -	$ -	$ -	$ -
3836	T680001925	369.0	$ -	$ -	$ -	$ -	$ -	$ -	$ -	$ -	$ -	$ -	$ -
3837	T680001926	367.1	$ -	$ -	$ -	$ -	$ -	$ -	$ -	$ -	$ -	$ -	$ -
3838	T624001927	369.0	$ -	$ -	$ -	$ -	$ -	$ -	$ -	$ -	$ -	$ -	$ -
3839	T610001928	369.0	$ -	$ -	$ -	$ -	$ -	$ -	$ -	$ -	$ -	$ -	$ -
3840	T621001929	369.0	$ -	$ -	$ -	$ -	$ -	$ -	$ -	$ -	$ -	$ -	$ -
3841	T610001930	369.0	$ -	$ -	$ -	$ -	$ -	$ -	$ -	$ -	$ -	$ -	$ -
3842	T621001931	369.0	$ -	$ -	$ -	$ -	$ -	$ -	$ -	$ -	$ -	$ -	$ -
3843	T660001932	369.0	$ -	$ -	$ -	$ -	$ -	$ -	$ -	$ -	$ -	$ -	$ -
3844	601001933	376.1	$ -	$ -	$ -	$ -	$ -	$ -	$ -	$ -	$ -	$ -	$ -
3845	601001933	376.2	$ -	$ -	$ -	$ -	$ -	$ -	$ -	$ -	$ -	$ -	$ -
3846	601001933	376.4	$ -	$ -	$ -	$ -	$ -	$ -	$ -	$ -	$ -	$ -	$ -
3847	601001933	380.0	$ -	$ -	$ -	$ -	$ -	$ -	$ -	$ -	$ -	$ -	$ -
3848	T621001934	369.0	$ -	$ -	$ -	$ -	$ -	$ -	$ -	$ -	$ -	$ -	$ -
3849	611001935	376.1	$ -	$ -	$ -	$ -	$ -	$ -	$ -	$ -	$ -	$ -	$ -
3850	611001935	376.2	$ -	$ -	$ -	$ -	$ -	$ -	$ -	$ -	$ -	$ -	$ -
3851	611001935	376.4	$ -	$ -	$ -	$ -	$ -	$ -	$ -	$ -	$ -	$ -	$ -
3852	611001935	380.0	$ -	$ -	$ -	$ -	$ -	$ -	$ -	$ -	$ -	$ -	$ -
3853	680001936	376.1	$ -	$ -	$ -	$ -	$ -	$ -	$ -	$ -	$ -	$ -	$ -
3854	680001936	376.2	$ -	$ -	$ -	$ -	$ -	$ -	$ -	$ -	$ -	$ -	$ -
3855	680001936	376.4	$ -	$ -	$ -	$ -	$ -	$ -	$ -	$ -	$ -	$ -	$ -
3856	680001936	380.0	$ -	$ -	$ -	$ -	$ -	$ -	$ -	$ -	$ -	$ -	$ -
3857	T680001937	367.1	$ -	$ -	$ -	$ -	$ -	$ -	$ -	$ -	$ -	$ -	$ -
3858	T680001937	368.0	$ -	$ -	$ -	$ -	$ -	$ -	$ -	$ -	$ -	$ -	$ -
3859	T680001937	369.0	$ -	$ -	$ -	$ -	$ -	$ -	$ -	$ -	$ -	$ -	$ -
3860	633001938	376.1	$ -	$ -	$ -	$ -	$ -	$ -	$ -	$ -	$ -	$ -	$ -
3861	633001938	376.2	$ -	$ -	$ -	$ -	$ -	$ -	$ -	$ -	$ -	$ -	$ -
3862	633001938	376.4	$ -	$ -	$ -	$ -	$ -	$ -	$ -	$ -	$ -	$ -	$ -
3863	633001938	380.0	$ -	$ -	$ -	$ -	$ -	$ -	$ -	$ -	$ -	$ -	$ -
3864	684001939	376.1	$ -	$ -	$ -	$ -	$ -	$ -	$ -	$ -	$ -	$ -	$ -
3865	684001939	376.2	$ -	$ -	$ -	$ -	$ -	$ -	$ -	$ -	$ -	$ -	$ -
3866	684001939	376.4	$ -	$ -	$ -	$ -	$ -	$ -	$ -	$ -	$ -	$ -	$ -
3867	684001939	380.0	$ -	$ -	$ -	$ -	$ -	$ -	$ -	$ -	$ -	$ -	$ -
3868	634001940	376.1	$ -	$ -	$ -	$ -	$ -	$ -	$ -	$ -	$ -	$ -	$ -
3869	634001940	376.2	$ -	$ -	$ -	$ -	$ -	$ -	$ -	$ -	$ -	$ -	$ -
3870	634001940	376.4	$ -	$ -	$ -	$ -	$ -	$ -	$ -	$ -	$ -	$ -	$ -
3871	634001940	380.0	$ -	$ -	$ -	$ -	$ -	$ -	$ -	$ -	$ -	$ -	$ -
3872	610001941	376.1	$ -	$ -	$ -	$ -	$ -	$ -	$ -	$ -	$ -	$ -	$ -
3873	610001941	376.2	$ -	$ -	$ -	$ -	$ -	$ -	$ -	$ -	$ -	$ -	$ -
3874	610001941	376.4	$ -	$ -	$ -	$ -	$ -	$ -	$ -	$ -	$ -	$ -	$ -

Sponsored by NMGC Witness Erik C. Buchanan

WP Plant 3 Gross Balances

NEW MEXICO GAS COMPANY, INC.

Gross Balances
Base Period - 12 Months Ending March 31, 2023
Future Test Year - 12 Months Ending September 30, 2025

	A	B	N	O	P	Q	R	S	T	U	V	W	X	Y
1														
2			Balance	Balance	Balance	Balance	Balance	Balance	Balance	Balance	Balance	Balance	Balance	Balance
3	Investment Number / Beginning Balance	FERC Account	2/29/2024	3/31/2024	4/30/2024	5/31/2024	6/30/2024	7/31/2024	8/31/2024	9/30/2024	10/31/2024	11/30/2024	12/31/2024	1/31/2025
3826	610001921	376.4	$ -	$ -	$ -	$ -	$ -	$ -	$ -	$ -	$ -	$ -	$ -	$ -
3827	610001921	380.0	$ -	$ -	$ -	$ -	$ -	$ -	$ -	$ -	$ -	$ -	$ -	$ -
3828	601001922	391.2	$ -	$ -	$ -	$ -	$ -	$ -	$ -	$ -	$ -	$ -	$ -	$ -
3829	601001922	397.0	$ -	$ -	$ -	$ -	$ -	$ -	$ -	$ -	$ -	$ -	$ -	$ -
3830	601001922	398.0	$ -	$ -	$ -	$ -	$ -	$ -	$ -	$ -	$ -	$ -	$ -	$ -
3831	T624001923	367.1	$ -	$ -	$ -	$ -	$ -	$ -	$ -	$ -	$ -	$ -	$ -	$ -
3832	T624001923	368.0	$ -	$ -	$ -	$ -	$ -	$ -	$ -	$ -	$ -	$ -	$ -	$ -
3833	T624001923	369.0	$ -	$ -	$ -	$ -	$ -	$ -	$ -	$ -	$ -	$ -	$ -	$ -
3834	T610001924	368.0	$ -	$ -	$ -	$ -	$ -	$ -	$ -	$ -	$ -	$ -	$ -	$ -
3835	T610001924	369.0	$ -	$ -	$ -	$ -	$ -	$ -	$ -	$ -	$ -	$ -	$ -	$ -
3836	T680001925	369.0	$ -	$ -	$ -	$ -	$ -	$ -	$ -	$ -	$ -	$ -	$ -	$ -
3837	T680001926	367.1	$ -	$ -	$ -	$ -	$ -	$ -	$ -	$ -	$ -	$ -	$ -	$ -
3838	T624001927	369.0	$ -	$ -	$ -	$ -	$ -	$ -	$ -	$ -	$ -	$ -	$ -	$ -
3839	T610001928	369.0	$ -	$ -	$ -	$ -	$ -	$ -	$ -	$ -	$ -	$ -	$ -	$ -
3840	T621001929	369.0	$ -	$ -	$ -	$ -	$ -	$ -	$ -	$ -	$ -	$ -	$ -	$ -
3841	T610001930	369.0	$ -	$ -	$ -	$ -	$ -	$ -	$ -	$ -	$ -	$ -	$ -	$ -
3842	T621001931	369.0	$ -	$ -	$ -	$ -	$ -	$ -	$ -	$ -	$ -	$ -	$ -	$ -
3843	T660001932	369.0	$ -	$ -	$ -	$ -	$ -	$ -	$ -	$ -	$ -	$ -	$ -	$ -
3844	601001933	376.1	$ -	$ -	$ -	$ -	$ -	$ -	$ -	$ -	$ -	$ -	$ -	$ -
3845	601001933	376.2	$ -	$ -	$ -	$ -	$ -	$ -	$ -	$ -	$ -	$ -	$ -	$ -
3846	601001933	376.4	$ -	$ -	$ -	$ -	$ -	$ -	$ -	$ -	$ -	$ -	$ -	$ -
3847	601001933	380.0	$ -	$ -	$ -	$ -	$ -	$ -	$ -	$ -	$ -	$ -	$ -	$ -
3848	T621001934	369.0	$ -	$ -	$ -	$ -	$ -	$ -	$ -	$ -	$ -	$ -	$ -	$ -
3849	611001935	376.1	$ -	$ -	$ -	$ -	$ -	$ -	$ -	$ -	$ -	$ -	$ -	$ -
3850	611001935	376.2	$ -	$ -	$ -	$ -	$ -	$ -	$ -	$ -	$ -	$ -	$ -	$ -
3851	611001935	376.4	$ -	$ -	$ -	$ -	$ -	$ -	$ -	$ -	$ -	$ -	$ -	$ -
3852	611001935	380.0	$ -	$ -	$ -	$ -	$ -	$ -	$ -	$ -	$ -	$ -	$ -	$ -
3853	680001936	376.1	$ -	$ -	$ -	$ -	$ -	$ -	$ -	$ -	$ -	$ -	$ -	$ -
3854	680001936	376.2	$ -	$ -	$ -	$ -	$ -	$ -	$ -	$ -	$ -	$ -	$ -	$ -
3855	680001936	376.4	$ -	$ -	$ -	$ -	$ -	$ -	$ -	$ -	$ -	$ -	$ -	$ -
3856	680001936	380.0	$ -	$ -	$ -	$ -	$ -	$ -	$ -	$ -	$ -	$ -	$ -	$ -
3857	T680001937	367.1	$ -	$ -	$ -	$ -	$ -	$ -	$ -	$ -	$ -	$ -	$ -	$ -
3858	T680001937	368.0	$ -	$ -	$ -	$ -	$ -	$ -	$ -	$ -	$ -	$ -	$ -	$ -
3859	T680001937	369.0	$ -	$ -	$ -	$ -	$ -	$ -	$ -	$ -	$ -	$ -	$ -	$ -
3860	633001938	376.1	$ -	$ -	$ -	$ -	$ -	$ -	$ -	$ -	$ -	$ -	$ -	$ -
3861	633001938	376.2	$ -	$ -	$ -	$ -	$ -	$ -	$ -	$ -	$ -	$ -	$ -	$ -
3862	633001938	376.4	$ -	$ -	$ -	$ -	$ -	$ -	$ -	$ -	$ -	$ -	$ -	$ -
3863	633001938	380.0	$ -	$ -	$ -	$ -	$ -	$ -	$ -	$ -	$ -	$ -	$ -	$ -
3864	684001939	376.1	$ -	$ -	$ -	$ -	$ -	$ -	$ -	$ -	$ -	$ -	$ -	$ -
3865	684001939	376.2	$ -	$ -	$ -	$ -	$ -	$ -	$ -	$ -	$ -	$ -	$ -	$ -
3866	684001939	376.4	$ -	$ -	$ -	$ -	$ -	$ -	$ -	$ -	$ -	$ -	$ -	$ -
3867	684001939	380.0	$ -	$ -	$ -	$ -	$ -	$ -	$ -	$ -	$ -	$ -	$ -	$ -
3868	634001940	376.1	$ -	$ -	$ -	$ -	$ -	$ -	$ -	$ -	$ -	$ -	$ -	$ -
3869	634001940	376.2	$ -	$ -	$ -	$ -	$ -	$ -	$ -	$ -	$ -	$ -	$ -	$ -
3870	634001940	376.4	$ -	$ -	$ -	$ -	$ -	$ -	$ -	$ -	$ -	$ -	$ -	$ -
3871	634001940	380.0	$ -	$ -	$ -	$ -	$ -	$ -	$ -	$ -	$ -	$ -	$ -	$ -
3872	610001941	376.1	$ -	$ -	$ -	$ -	$ -	$ -	$ -	$ -	$ -	$ -	$ -	$ -
3873	610001941	376.2	$ -	$ -	$ -	$ -	$ -	$ -	$ -	$ -	$ -	$ -	$ -	$ -
3874	610001941	376.4	$ -	$ -	$ -	$ -	$ -	$ -	$ -	$ -	$ -	$ -	$ -	$ -

NEW MEXICO GAS COMPANY, INC.

Gross Balances
Base Period - 12 Months Ending March 31, 2023
Future Test Year - 12 Months Ending September 30, 2025

	A	B	Z	AA	AB	AC	AD	AE	AF	AG
1										
2			Balance	Balance	Balance	Balance	Balance	Balance	Balance	Balance
3	Investment Number / Beginning Balance	FERC Account	2/28/2025	3/31/2025	4/30/2025	5/31/2025	6/30/2025	7/31/2025	8/31/2025	9/30/2025
3826	610001921	376.4	$ -	$ -	$ -	$ -	$ -	$ -	$ -	$ -
3827	610001921	380.0	$ -	$ -	$ -	$ -	$ -	$ -	$ -	$ -
3828	601001922	391.2	$ -	$ -	$ -	$ -	$ -	$ -	$ -	$ -
3829	601001922	397.0	$ -	$ -	$ -	$ -	$ -	$ -	$ -	$ -
3830	601001922	398.0	$ -	$ -	$ -	$ -	$ -	$ -	$ -	$ -
3831	T624001923	367.1	$ -	$ -	$ -	$ -	$ -	$ -	$ -	$ -
3832	T624001923	368.0	$ -	$ -	$ -	$ -	$ -	$ -	$ -	$ -
3833	T624001923	369.0	$ -	$ -	$ -	$ -	$ -	$ -	$ -	$ -
3834	T610001924	368.0	$ -	$ -	$ -	$ -	$ -	$ -	$ -	$ -
3835	T610001924	369.0	$ -	$ -	$ -	$ -	$ -	$ -	$ -	$ -
3836	T680001925	369.0	$ -	$ -	$ -	$ -	$ -	$ -	$ -	$ -
3837	T680001926	367.1	$ -	$ -	$ -	$ -	$ -	$ -	$ -	$ -
3838	T624001927	369.0	$ -	$ -	$ -	$ -	$ -	$ -	$ -	$ -
3839	T610001928	369.0	$ -	$ -	$ -	$ -	$ -	$ -	$ -	$ -
3840	T621001929	369.0	$ -	$ -	$ -	$ -	$ -	$ -	$ -	$ -
3841	T610001930	369.0	$ -	$ -	$ -	$ -	$ -	$ -	$ -	$ -
3842	T621001931	369.0	$ -	$ -	$ -	$ -	$ -	$ -	$ -	$ -
3843	T660001932	369.0	$ -	$ -	$ -	$ -	$ -	$ -	$ -	$ -
3844	601001933	376.1	$ -	$ -	$ -	$ -	$ -	$ 4,787	$ 4,787	$ 4,787
3845	601001933	376.2	$ -	$ -	$ -	$ -	$ -	$ 33,507	$ 33,507	$ 33,507
3846	601001933	376.4	$ -	$ -	$ -	$ -	$ -	$ 2,393	$ 2,393	$ 2,393
3847	601001933	380.0	$ -	$ -	$ -	$ -	$ -	$ 7,180	$ 7,180	$ 7,180
3848	T621001934	369.0	$ -	$ -	$ -	$ -	$ -	$ -	$ -	$ -
3849	611001935	376.1	$ -	$ -	$ -	$ -	$ -	$ -	$ -	$ -
3850	611001935	376.2	$ -	$ -	$ -	$ -	$ -	$ -	$ -	$ -
3851	611001935	376.4	$ -	$ -	$ -	$ -	$ -	$ -	$ -	$ -
3852	611001935	380.0	$ -	$ -	$ -	$ -	$ -	$ -	$ -	$ -
3853	680001936	376.1	$ -	$ -	$ -	$ 3,425	$ 3,425	$ 3,425	$ 3,425	$ 3,425
3854	680001936	376.2	$ -	$ -	$ -	$ 23,974	$ 23,974	$ 23,974	$ 23,974	$ 23,974
3855	680001936	376.4	$ -	$ -	$ -	$ 1,712	$ 1,712	$ 1,712	$ 1,712	$ 1,712
3856	680001936	380.0	$ -	$ -	$ -	$ 5,137	$ 5,137	$ 5,137	$ 5,137	$ 5,137
3857	T680001937	367.1	$ -	$ -	$ -	$ -	$ -	$ -	$ -	$ -
3858	T680001937	368.0	$ -	$ -	$ -	$ -	$ -	$ -	$ -	$ -
3859	T680001937	369.0	$ -	$ -	$ -	$ -	$ -	$ -	$ -	$ -
3860	633001938	376.1	$ -	$ -	$ -	$ 1,986	$ 1,986	$ 1,986	$ 1,986	$ 1,986
3861	633001938	376.2	$ -	$ -	$ -	$ 13,903	$ 13,903	$ 13,903	$ 13,903	$ 13,903
3862	633001938	376.4	$ -	$ -	$ -	$ 993	$ 993	$ 993	$ 993	$ 993
3863	633001938	380.0	$ -	$ -	$ -	$ 2,979	$ 2,979	$ 2,979	$ 2,979	$ 2,979
3864	684001939	376.1	$ -	$ -	$ -	$ 4,406	$ 4,406	$ 4,406	$ 4,406	$ 4,406
3865	684001939	376.2	$ -	$ -	$ -	$ 30,842	$ 30,842	$ 30,842	$ 30,842	$ 30,842
3866	684001939	376.4	$ -	$ -	$ -	$ 2,203	$ 2,203	$ 2,203	$ 2,203	$ 2,203
3867	684001939	380.0	$ -	$ -	$ -	$ 6,609	$ 6,609	$ 6,609	$ 6,609	$ 6,609
3868	634001940	376.1	$ -	$ -	$ -	$ 3,596	$ 3,596	$ 3,596	$ 3,596	$ 3,596
3869	634001940	376.2	$ -	$ -	$ -	$ 25,175	$ 25,175	$ 25,175	$ 25,175	$ 25,175
3870	634001940	376.4	$ -	$ -	$ -	$ 1,798	$ 1,798	$ 1,798	$ 1,798	$ 1,798
3871	634001940	380.0	$ -	$ -	$ -	$ 5,395	$ 5,395	$ 5,395	$ 5,395	$ 5,395
3872	610001941	376.1	$ -	$ -	$ -	$ -	$ -	$ -	$ -	$ -
3873	610001941	376.2	$ -	$ -	$ -	$ -	$ -	$ -	$ -	$ -
3874	610001941	376.4	$ -	$ -	$ -	$ -	$ -	$ -	$ -	$ -

Sponsored by NMGC Witness Erik C. Buchanan

NEW MEXICO GAS COMPANY, INC.

Gross Balances
Base Period - 12 Months Ending March 31, 2023
Future Test Year - 12 Months Ending September 30, 2025

	A	B	C	D	E	F	G	H	I	J	K	L	M
1			Adjusted Base Period										
2			Balance	Balance	Balance	Balance	Balance	Balance	Balance	Balance	Balance	Balance	Balance
3	Investment Number / Beginning Balance	FERC Account	3/31/2023	4/30/2023	5/31/2023	6/30/2023	7/31/2023	8/31/2023	9/30/2023	10/31/2023	11/30/2023	12/31/2023	1/31/2024
3875	610001941	380.0	$ -	$ -	$ -	$ -	$ -	$ -	$ -	$ -	$ -	$ -	$ -
3876	T680001942	367.1	$ -	$ -	$ -	$ -	$ -	$ -	$ -	$ -	$ -	$ -	$ -
3877	T680001942	368.0	$ -	$ -	$ -	$ -	$ -	$ -	$ -	$ -	$ -	$ -	$ -
3878	T680001942	369.0	$ -	$ -	$ -	$ -	$ -	$ -	$ -	$ -	$ -	$ -	$ -
3879	633001943	378.0	$ -	$ -	$ -	$ -	$ -	$ -	$ -	$ -	$ -	$ -	$ -
3880	633001943	385.0	$ -	$ -	$ -	$ -	$ -	$ -	$ -	$ -	$ -	$ -	$ -
3881	660001944	376.1	$ -	$ -	$ -	$ -	$ -	$ -	$ -	$ -	$ -	$ -	$ -
3882	660001944	376.2	$ -	$ -	$ -	$ -	$ -	$ -	$ -	$ -	$ -	$ -	$ -
3883	660001944	376.4	$ -	$ -	$ -	$ -	$ -	$ -	$ -	$ -	$ -	$ -	$ -
3884	660001944	380.0	$ -	$ -	$ -	$ -	$ -	$ -	$ -	$ -	$ -	$ -	$ -
3885	660001945	376.1	$ -	$ -	$ -	$ -	$ -	$ -	$ -	$ -	$ -	$ -	$ -
3886	660001945	376.2	$ -	$ -	$ -	$ -	$ -	$ -	$ -	$ -	$ -	$ -	$ -
3887	660001945	376.4	$ -	$ -	$ -	$ -	$ -	$ -	$ -	$ -	$ -	$ -	$ -
3888	660001945	380.0	$ -	$ -	$ -	$ -	$ -	$ -	$ -	$ -	$ -	$ -	$ -
3889	660001946	376.1	$ -	$ -	$ -	$ -	$ -	$ -	$ -	$ -	$ -	$ -	$ -
3890	660001946	376.2	$ -	$ -	$ -	$ -	$ -	$ -	$ -	$ -	$ -	$ -	$ -
3891	660001946	376.4	$ -	$ -	$ -	$ -	$ -	$ -	$ -	$ -	$ -	$ -	$ -
3892	660001946	380.0	$ -	$ -	$ -	$ -	$ -	$ -	$ -	$ -	$ -	$ -	$ -
3893	660001947	376.1	$ -	$ -	$ -	$ -	$ -	$ -	$ -	$ -	$ -	$ -	$ -
3894	660001947	376.2	$ -	$ -	$ -	$ -	$ -	$ -	$ -	$ -	$ -	$ -	$ -
3895	660001947	376.4	$ -	$ -	$ -	$ -	$ -	$ -	$ -	$ -	$ -	$ -	$ -
3896	660001947	380.0	$ -	$ -	$ -	$ -	$ -	$ -	$ -	$ -	$ -	$ -	$ -
3897	660001948	376.1	$ -	$ -	$ -	$ -	$ -	$ -	$ -	$ -	$ -	$ -	$ -
3898	660001948	376.2	$ -	$ -	$ -	$ -	$ -	$ -	$ -	$ -	$ -	$ -	$ -
3899	660001948	376.4	$ -	$ -	$ -	$ -	$ -	$ -	$ -	$ -	$ -	$ -	$ -
3900	660001948	380.0	$ -	$ -	$ -	$ -	$ -	$ -	$ -	$ -	$ -	$ -	$ -
3901	660001949	376.1	$ -	$ -	$ -	$ -	$ -	$ -	$ -	$ -	$ -	$ -	$ -
3902	660001949	376.2	$ -	$ -	$ -	$ -	$ -	$ -	$ -	$ -	$ -	$ -	$ -
3903	660001949	376.4	$ -	$ -	$ -	$ -	$ -	$ -	$ -	$ -	$ -	$ -	$ -
3904	660001949	380.0	$ -	$ -	$ -	$ -	$ -	$ -	$ -	$ -	$ -	$ -	$ -
3905	660001950	376.1	$ -	$ -	$ -	$ -	$ -	$ -	$ -	$ -	$ -	$ -	$ -
3906	660001950	376.2	$ -	$ -	$ -	$ -	$ -	$ -	$ -	$ -	$ -	$ -	$ -
3907	660001950	376.4	$ -	$ -	$ -	$ -	$ -	$ -	$ -	$ -	$ -	$ -	$ -
3908	660001950	380.0	$ -	$ -	$ -	$ -	$ -	$ -	$ -	$ -	$ -	$ -	$ -
3909	660001951	376.1	$ -	$ -	$ -	$ -	$ -	$ -	$ -	$ -	$ -	$ -	$ -
3910	660001951	376.2	$ -	$ -	$ -	$ -	$ -	$ -	$ -	$ -	$ -	$ -	$ -
3911	660001951	376.4	$ -	$ -	$ -	$ -	$ -	$ -	$ -	$ -	$ -	$ -	$ -
3912	660001951	380.0	$ -	$ -	$ -	$ -	$ -	$ -	$ -	$ -	$ -	$ -	$ -
3913	660001952	376.1	$ -	$ -	$ -	$ -	$ -	$ -	$ -	$ -	$ -	$ -	$ -
3914	660001952	376.2	$ -	$ -	$ -	$ -	$ -	$ -	$ -	$ -	$ -	$ -	$ -
3915	660001952	376.4	$ -	$ -	$ -	$ -	$ -	$ -	$ -	$ -	$ -	$ -	$ -
3916	660001952	380.0	$ -	$ -	$ -	$ -	$ -	$ -	$ -	$ -	$ -	$ -	$ -
3917	660001953	376.1	$ -	$ -	$ -	$ -	$ -	$ -	$ -	$ -	$ -	$ -	$ -
3918	660001953	376.2	$ -	$ -	$ -	$ -	$ -	$ -	$ -	$ -	$ -	$ -	$ -
3919	660001953	376.4	$ -	$ -	$ -	$ -	$ -	$ -	$ -	$ -	$ -	$ -	$ -
3920	660001953	380.0	$ -	$ -	$ -	$ -	$ -	$ -	$ -	$ -	$ -	$ -	$ -
3921	660001954	376.1	$ -	$ -	$ -	$ -	$ -	$ -	$ -	$ -	$ -	$ -	$ -
3922	660001954	376.2	$ -	$ -	$ -	$ -	$ -	$ -	$ -	$ -	$ -	$ -	$ -
3923	660001954	376.4	$ -	$ -	$ -	$ -	$ -	$ -	$ -	$ -	$ -	$ -	$ -

Sponsored by NMGC Witness Erik C. Buchanan

NEW MEXICO GAS COMPANY, INC.

Gross Balances
Base Period - 12 Months Ending March 31, 2023
Future Test Year - 12 Months Ending September 30, 2025

	A	B	N	O	P	Q	R	S	T	U	V	W	X	Y
1														
2			Balance	Balance	Balance	Balance	Balance	Balance	Balance	Balance	Balance	Balance	Balance	Balance
3	Investment Number / Beginning Balance	FERC Account	2/29/2024	3/31/2024	4/30/2024	5/31/2024	6/30/2024	7/31/2024	8/31/2024	9/30/2024	10/31/2024	11/30/2024	12/31/2024	1/31/2025
3875	610001941	380.0	$ -	$ -	$ -	$ -	$ -	$ -	$ -	$ -	$ -	$ -	$ -	$ -
3876	T680001942	367.1	$ -	$ -	$ -	$ -	$ -	$ -	$ -	$ -	$ -	$ -	$ -	$ -
3877	T680001942	368.0	$ -	$ -	$ -	$ -	$ -	$ -	$ -	$ -	$ -	$ -	$ -	$ -
3878	T680001942	369.0	$ -	$ -	$ -	$ -	$ -	$ -	$ -	$ -	$ -	$ -	$ -	$ -
3879	633001943	378.0	$ -	$ -	$ -	$ -	$ -	$ -	$ -	$ 3,468	$ 3,468	$ 3,468	$ 3,468	$ 3,468
3880	633001943	385.0	$ -	$ -	$ -	$ -	$ -	$ -	$ -	$ 9,377	$ 9,377	$ 9,377	$ 9,377	$ 9,377
3881	660001944	376.1	$ -	$ -	$ -	$ -	$ -	$ -	$ -	$ -	$ -	$ -	$ -	$ -
3882	660001944	376.2	$ -	$ -	$ -	$ -	$ -	$ -	$ -	$ -	$ -	$ -	$ -	$ -
3883	660001944	376.4	$ -	$ -	$ -	$ -	$ -	$ -	$ -	$ -	$ -	$ -	$ -	$ -
3884	660001944	380.0	$ -	$ -	$ -	$ -	$ -	$ -	$ -	$ -	$ -	$ -	$ -	$ -
3885	660001945	376.1	$ -	$ -	$ -	$ -	$ -	$ -	$ -	$ -	$ -	$ -	$ -	$ -
3886	660001945	376.2	$ -	$ -	$ -	$ -	$ -	$ -	$ -	$ -	$ -	$ -	$ -	$ -
3887	660001945	376.4	$ -	$ -	$ -	$ -	$ -	$ -	$ -	$ -	$ -	$ -	$ -	$ -
3888	660001945	380.0	$ -	$ -	$ -	$ -	$ -	$ -	$ -	$ -	$ -	$ -	$ -	$ -
3889	660001946	376.1	$ -	$ -	$ -	$ -	$ -	$ -	$ -	$ -	$ -	$ -	$ -	$ -
3890	660001946	376.2	$ -	$ -	$ -	$ -	$ -	$ -	$ -	$ -	$ -	$ -	$ -	$ -
3891	660001946	376.4	$ -	$ -	$ -	$ -	$ -	$ -	$ -	$ -	$ -	$ -	$ -	$ -
3892	660001946	380.0	$ -	$ -	$ -	$ -	$ -	$ -	$ -	$ -	$ -	$ -	$ -	$ -
3893	660001947	376.1	$ -	$ -	$ -	$ -	$ -	$ -	$ -	$ -	$ -	$ -	$ -	$ -
3894	660001947	376.2	$ -	$ -	$ -	$ -	$ -	$ -	$ -	$ -	$ -	$ -	$ -	$ -
3895	660001947	376.4	$ -	$ -	$ -	$ -	$ -	$ -	$ -	$ -	$ -	$ -	$ -	$ -
3896	660001947	380.0	$ -	$ -	$ -	$ -	$ -	$ -	$ -	$ -	$ -	$ -	$ -	$ -
3897	660001948	376.1	$ -	$ -	$ -	$ -	$ -	$ -	$ -	$ -	$ -	$ -	$ -	$ -
3898	660001948	376.2	$ -	$ -	$ -	$ -	$ -	$ -	$ -	$ -	$ -	$ -	$ -	$ -
3899	660001948	376.4	$ -	$ -	$ -	$ -	$ -	$ -	$ -	$ -	$ -	$ -	$ -	$ -
3900	660001948	380.0	$ -	$ -	$ -	$ -	$ -	$ -	$ -	$ -	$ -	$ -	$ -	$ -
3901	660001949	376.1	$ -	$ -	$ -	$ -	$ -	$ -	$ -	$ -	$ -	$ -	$ -	$ -
3902	660001949	376.2	$ -	$ -	$ -	$ -	$ -	$ -	$ -	$ -	$ -	$ -	$ -	$ -
3903	660001949	376.4	$ -	$ -	$ -	$ -	$ -	$ -	$ -	$ -	$ -	$ -	$ -	$ -
3904	660001949	380.0	$ -	$ -	$ -	$ -	$ -	$ -	$ -	$ -	$ -	$ -	$ -	$ -
3905	660001950	376.1	$ -	$ -	$ -	$ -	$ -	$ -	$ -	$ -	$ -	$ -	$ -	$ -
3906	660001950	376.2	$ -	$ -	$ -	$ -	$ -	$ -	$ -	$ -	$ -	$ -	$ -	$ -
3907	660001950	376.4	$ -	$ -	$ -	$ -	$ -	$ -	$ -	$ -	$ -	$ -	$ -	$ -
3908	660001950	380.0	$ -	$ -	$ -	$ -	$ -	$ -	$ -	$ -	$ -	$ -	$ -	$ -
3909	660001951	376.1	$ -	$ -	$ -	$ -	$ -	$ -	$ -	$ -	$ -	$ -	$ -	$ -
3910	660001951	376.2	$ -	$ -	$ -	$ -	$ -	$ -	$ -	$ -	$ -	$ -	$ -	$ -
3911	660001951	376.4	$ -	$ -	$ -	$ -	$ -	$ -	$ -	$ -	$ -	$ -	$ -	$ -
3912	660001951	380.0	$ -	$ -	$ -	$ -	$ -	$ -	$ -	$ -	$ -	$ -	$ -	$ -
3913	660001952	376.1	$ -	$ -	$ -	$ -	$ -	$ -	$ -	$ -	$ -	$ -	$ -	$ -
3914	660001952	376.2	$ -	$ -	$ -	$ -	$ -	$ -	$ -	$ -	$ -	$ -	$ -	$ -
3915	660001952	376.4	$ -	$ -	$ -	$ -	$ -	$ -	$ -	$ -	$ -	$ -	$ -	$ -
3916	660001952	380.0	$ -	$ -	$ -	$ -	$ -	$ -	$ -	$ -	$ -	$ -	$ -	$ -
3917	660001953	376.1	$ -	$ -	$ -	$ -	$ -	$ -	$ -	$ -	$ -	$ -	$ -	$ -
3918	660001953	376.2	$ -	$ -	$ -	$ -	$ -	$ -	$ -	$ -	$ -	$ -	$ -	$ -
3919	660001953	376.4	$ -	$ -	$ -	$ -	$ -	$ -	$ -	$ -	$ -	$ -	$ -	$ -
3920	660001953	380.0	$ -	$ -	$ -	$ -	$ -	$ -	$ -	$ -	$ -	$ -	$ -	$ -
3921	660001954	376.1	$ -	$ -	$ -	$ -	$ -	$ -	$ -	$ -	$ -	$ -	$ -	$ -
3922	660001954	376.2	$ -	$ -	$ -	$ -	$ -	$ -	$ -	$ -	$ -	$ -	$ -	$ -
3923	660001954	376.4	$ -	$ -	$ -	$ -	$ -	$ -	$ -	$ -	$ -	$ -	$ -	$ -

Sponsored by NMGC Witness Erik C. Buchanan

NEW MEXICO GAS COMPANY, INC.

Gross Balances
Base Period - 12 Months Ending March 31, 2023
Future Test Year - 12 Months Ending September 30, 2025

	A	B	Z	AA	AB	AC	AD	AE	AF	AG
1										
2			Balance	Balance	Balance	Balance	Balance	Balance	Balance	Balance
3	Investment Number / Beginning Balance	FERC Account	2/28/2025	3/31/2025	4/30/2025	5/31/2025	6/30/2025	7/31/2025	8/31/2025	9/30/2025
3875	610001941	380.0	$ -	$ -	$ -	$ -	$ -	$ -	$ -	$ -
3876	T680001942	367.1	$ -	$ -	$ -	$ -	$ -	$ -	$ -	$ -
3877	T680001942	368.0	$ -	$ -	$ -	$ -	$ -	$ -	$ -	$ -
3878	T680001942	369.0	$ -	$ -	$ -	$ -	$ -	$ -	$ -	$ -
3879	633001943	378.0	$ 3,468	$ 3,468	$ 3,468	$ 3,468	$ 3,468	$ 3,468	$ 3,468	$ 6,816
3880	633001943	385.0	$ 9,377	$ 9,377	$ 9,377	$ 9,377	$ 9,377	$ 9,377	$ 9,377	$ 18,429
3881	660001944	376.1	$ -	$ -	$ -	$ 6,899	$ 6,899	$ 6,899	$ 6,899	$ 6,899
3882	660001944	376.2	$ -	$ -	$ -	$ 48,291	$ 48,291	$ 48,291	$ 48,291	$ 48,291
3883	660001944	376.4	$ -	$ -	$ -	$ 3,449	$ 3,449	$ 3,449	$ 3,449	$ 3,449
3884	660001944	380.0	$ -	$ -	$ -	$ 10,348	$ 10,348	$ 10,348	$ 10,348	$ 10,348
3885	660001945	376.1	$ -	$ -	$ -	$ -	$ 4,945	$ 4,945	$ 4,945	$ 4,945
3886	660001945	376.2	$ -	$ -	$ -	$ -	$ 34,615	$ 34,615	$ 34,615	$ 34,615
3887	660001945	376.4	$ -	$ -	$ -	$ -	$ 2,473	$ 2,473	$ 2,473	$ 2,473
3888	660001945	380.0	$ -	$ -	$ -	$ -	$ 7,418	$ 7,418	$ 7,418	$ 7,418
3889	660001946	376.1	$ -	$ -	$ -	$ -	$ -	$ 1,494	$ 1,494	$ 1,494
3890	660001946	376.2	$ -	$ -	$ -	$ -	$ -	$ 10,460	$ 10,460	$ 10,460
3891	660001946	376.4	$ -	$ -	$ -	$ -	$ -	$ 747	$ 747	$ 747
3892	660001946	380.0	$ -	$ -	$ -	$ -	$ -	$ 2,241	$ 2,241	$ 2,241
3893	660001947	376.1	$ -	$ -	$ -	$ -	$ -	$ -	$ -	$ -
3894	660001947	376.2	$ -	$ -	$ -	$ -	$ -	$ -	$ -	$ -
3895	660001947	376.4	$ -	$ -	$ -	$ -	$ -	$ -	$ -	$ -
3896	660001947	380.0	$ -	$ -	$ -	$ -	$ -	$ -	$ -	$ -
3897	660001948	376.1	$ -	$ -	$ -	$ -	$ -	$ -	$ -	$ -
3898	660001948	376.2	$ -	$ -	$ -	$ -	$ -	$ -	$ -	$ -
3899	660001948	376.4	$ -	$ -	$ -	$ -	$ -	$ -	$ -	$ -
3900	660001948	380.0	$ -	$ -	$ -	$ -	$ -	$ -	$ -	$ -
3901	660001949	376.1	$ -	$ -	$ -	$ -	$ -	$ -	$ -	$ -
3902	660001949	376.2	$ -	$ -	$ -	$ -	$ -	$ -	$ -	$ -
3903	660001949	376.4	$ -	$ -	$ -	$ -	$ -	$ -	$ -	$ -
3904	660001949	380.0	$ -	$ -	$ -	$ -	$ -	$ -	$ -	$ -
3905	660001950	376.1	$ -	$ -	$ -	$ -	$ 7,357	$ 7,357	$ 7,357	$ 7,357
3906	660001950	376.2	$ -	$ -	$ -	$ -	$ 51,496	$ 51,496	$ 51,496	$ 51,496
3907	660001950	376.4	$ -	$ -	$ -	$ -	$ 3,678	$ 3,678	$ 3,678	$ 3,678
3908	660001950	380.0	$ -	$ -	$ -	$ -	$ 11,035	$ 11,035	$ 11,035	$ 11,035
3909	660001951	376.1	$ -	$ -	$ -	$ -	$ -	$ -	$ 9,660	$ 9,660
3910	660001951	376.2	$ -	$ -	$ -	$ -	$ -	$ -	$ 67,620	$ 67,620
3911	660001951	376.4	$ -	$ -	$ -	$ -	$ -	$ -	$ 4,830	$ 4,830
3912	660001951	380.0	$ -	$ -	$ -	$ -	$ -	$ -	$ 14,490	$ 14,490
3913	660001952	376.1	$ -	$ -	$ -	$ -	$ -	$ -	$ -	$ 5,031
3914	660001952	376.2	$ -	$ -	$ -	$ -	$ -	$ -	$ -	$ 35,215
3915	660001952	376.4	$ -	$ -	$ -	$ -	$ -	$ -	$ -	$ 2,515
3916	660001952	380.0	$ -	$ -	$ -	$ -	$ -	$ -	$ -	$ 7,546
3917	660001953	376.1	$ -	$ -	$ -	$ -	$ -	$ -	$ -	$ 3,628
3918	660001953	376.2	$ -	$ -	$ -	$ -	$ -	$ -	$ -	$ 25,399
3919	660001953	376.4	$ -	$ -	$ -	$ -	$ -	$ -	$ -	$ 1,814
3920	660001953	380.0	$ -	$ -	$ -	$ -	$ -	$ -	$ -	$ 5,443
3921	660001954	376.1	$ -	$ -	$ -	$ -	$ -	$ -	$ -	$ -
3922	660001954	376.2	$ -	$ -	$ -	$ -	$ -	$ -	$ -	$ -
3923	660001954	376.4	$ -	$ -	$ -	$ -	$ -	$ -	$ -	$ -

Sponsored by NMGC Witness Erik C. Buchanan

NEW MEXICO GAS COMPANY, INC.

Gross Balances
Base Period - 12 Months Ending March 31, 2023
Future Test Year - 12 Months Ending September 30, 2025

	A	B	C	D	E	F	G	H	I	J	K	L	M
1			Adjusted Base Period										
2			Balance	Balance	Balance	Balance	Balance	Balance	Balance	Balance	Balance	Balance	Balance
3	Investment Number / Beginning Balance	FERC Account	3/31/2023	4/30/2023	5/31/2023	6/30/2023	7/31/2023	8/31/2023	9/30/2023	10/31/2023	11/30/2023	12/31/2023	1/31/2024
3924	660001954	380.0	$ -	$ -	$ -	$ -	$ -	$ -	$ -	$ -	$ -	$ -	$ -
3925	T601001955	367.1	$ -	$ -	$ -	$ -	$ -	$ -	$ -	$ -	$ -	$ -	$ -
3926	T601001955	368.0	$ -	$ -	$ -	$ -	$ -	$ -	$ -	$ -	$ -	$ -	$ -
3927	T601001955	369.0	$ -	$ -	$ -	$ -	$ -	$ -	$ -	$ -	$ -	$ -	$ -
3928	601001956	376.1	$ -	$ -	$ -	$ -	$ -	$ -	$ -	$ -	$ -	$ -	$ -
3929	601001956	376.2	$ -	$ -	$ -	$ -	$ -	$ -	$ -	$ -	$ -	$ -	$ -
3930	601001956	376.4	$ -	$ -	$ -	$ -	$ -	$ -	$ -	$ -	$ -	$ -	$ -
3931	660001957	376.1	$ -	$ -	$ -	$ -	$ -	$ -	$ -	$ -	$ -	$ -	$ -
3932	660001957	376.2	$ -	$ -	$ -	$ -	$ -	$ -	$ -	$ -	$ -	$ -	$ -
3933	660001957	376.4	$ -	$ -	$ -	$ -	$ -	$ -	$ -	$ -	$ -	$ -	$ -
3934	660001957	380.0	$ -	$ -	$ -	$ -	$ -	$ -	$ -	$ -	$ -	$ -	$ -
3935	660001958	376.1	$ -	$ -	$ -	$ -	$ -	$ -	$ -	$ -	$ -	$ -	$ -
3936	660001958	376.2	$ -	$ -	$ -	$ -	$ -	$ -	$ -	$ -	$ -	$ -	$ -
3937	660001958	376.4	$ -	$ -	$ -	$ -	$ -	$ -	$ -	$ -	$ -	$ -	$ -
3938	660001958	380.0	$ -	$ -	$ -	$ -	$ -	$ -	$ -	$ -	$ -	$ -	$ -
3939	660001959	376.1	$ -	$ -	$ -	$ -	$ -	$ -	$ -	$ -	$ -	$ -	$ -
3940	660001959	376.2	$ -	$ -	$ -	$ -	$ -	$ -	$ -	$ -	$ -	$ -	$ -
3941	660001959	376.4	$ -	$ -	$ -	$ -	$ -	$ -	$ -	$ -	$ -	$ -	$ -
3942	660001959	380.0	$ -	$ -	$ -	$ -	$ -	$ -	$ -	$ -	$ -	$ -	$ -
3943	660001960	376.1	$ -	$ -	$ -	$ -	$ -	$ -	$ -	$ -	$ -	$ -	$ -
3944	660001960	376.2	$ -	$ -	$ -	$ -	$ -	$ -	$ -	$ -	$ -	$ -	$ -
3945	660001960	376.4	$ -	$ -	$ -	$ -	$ -	$ -	$ -	$ -	$ -	$ -	$ -
3946	660001960	380.0	$ -	$ -	$ -	$ -	$ -	$ -	$ -	$ -	$ -	$ -	$ -
3947	660001961	376.1	$ -	$ -	$ -	$ -	$ -	$ -	$ -	$ -	$ -	$ -	$ -
3948	660001961	376.2	$ -	$ -	$ -	$ -	$ -	$ -	$ -	$ -	$ -	$ -	$ -
3949	660001961	376.4	$ -	$ -	$ -	$ -	$ -	$ -	$ -	$ -	$ -	$ -	$ -
3950	660001961	380.0	$ -	$ -	$ -	$ -	$ -	$ -	$ -	$ -	$ -	$ -	$ -
3951	660001962	376.1	$ -	$ -	$ -	$ -	$ -	$ -	$ -	$ -	$ -	$ -	$ -
3952	660001962	376.2	$ -	$ -	$ -	$ -	$ -	$ -	$ -	$ -	$ -	$ -	$ -
3953	660001962	376.4	$ -	$ -	$ -	$ -	$ -	$ -	$ -	$ -	$ -	$ -	$ -
3954	660001962	380.0	$ -	$ -	$ -	$ -	$ -	$ -	$ -	$ -	$ -	$ -	$ -
3955	660001963	376.1	$ -	$ -	$ -	$ -	$ -	$ -	$ -	$ -	$ -	$ -	$ -
3956	660001963	376.2	$ -	$ -	$ -	$ -	$ -	$ -	$ -	$ -	$ -	$ -	$ -
3957	660001963	376.4	$ -	$ -	$ -	$ -	$ -	$ -	$ -	$ -	$ -	$ -	$ -
3958	660001963	380.0	$ -	$ -	$ -	$ -	$ -	$ -	$ -	$ -	$ -	$ -	$ -
3959	660001964	376.1	$ -	$ -	$ -	$ -	$ -	$ -	$ -	$ -	$ -	$ -	$ -
3960	660001964	376.2	$ -	$ -	$ -	$ -	$ -	$ -	$ -	$ -	$ -	$ -	$ -
3961	660001964	376.4	$ -	$ -	$ -	$ -	$ -	$ -	$ -	$ -	$ -	$ -	$ -
3962	660001964	380.0	$ -	$ -	$ -	$ -	$ -	$ -	$ -	$ -	$ -	$ -	$ -
3963	660001965	376.1	$ -	$ -	$ -	$ -	$ -	$ -	$ -	$ -	$ -	$ -	$ -
3964	660001965	376.2	$ -	$ -	$ -	$ -	$ -	$ -	$ -	$ -	$ -	$ -	$ -
3965	660001965	376.4	$ -	$ -	$ -	$ -	$ -	$ -	$ -	$ -	$ -	$ -	$ -
3966	660001965	380.0	$ -	$ -	$ -	$ -	$ -	$ -	$ -	$ -	$ -	$ -	$ -
3967	601001966	394.0	$ -	$ -	$ -	$ -	$ -	$ -	$ -	$ -	$ -	$ -	$ -
3968	T601001967	367.1	$ -	$ -	$ -	$ -	$ -	$ -	$ -	$ -	$ -	$ -	$ -
3969	T601001967	368.0	$ -	$ -	$ -	$ -	$ -	$ -	$ -	$ -	$ -	$ -	$ -
3970	T601001967	369.0	$ -	$ -	$ -	$ -	$ -	$ -	$ -	$ -	$ -	$ -	$ -
3971	601001554-1	303.3	$ -	$ -	$ -	$ -	$ -	$ -	$ -	$ -	$ -	$ -	$ -
3972	601001554-2	303.3	$ -	$ -	$ -	$ -	$ -	$ -	$ -	$ -	$ -	$ -	$ -

Sponsored by NMGC Witness Erik C. Buchanan

NEW MEXICO GAS COMPANY, INC.

Gross Balances
Base Period - 12 Months Ending March 31, 2023
Future Test Year - 12 Months Ending September 30, 2025

	A	B	N	O	P	Q	R	S	T	U	V	W	X	Y
1														
2			Balance	Balance	Balance	Balance	Balance	Balance	Balance	Balance	Balance	Balance	Balance	Balance
3	Investment Number / Beginning Balance	FERC Account	2/29/2024	3/31/2024	4/30/2024	5/31/2024	6/30/2024	7/31/2024	8/31/2024	9/30/2024	10/31/2024	11/30/2024	12/31/2024	1/31/2025
3924	660001954	380.0	$ -	$ -	$ -	$ -	$ -	$ -	$ -	$ -	$ -	$ -	$ -	$ -
3925	T601001955	367.1	$ -	$ -	$ -	$ -	$ -	$ -	$ -	$ -	$ -	$ -	$ -	$ -
3926	T601001955	368.0	$ -	$ -	$ -	$ -	$ -	$ -	$ -	$ -	$ -	$ -	$ -	$ -
3927	T601001955	369.0	$ -	$ -	$ -	$ -	$ -	$ -	$ -	$ -	$ -	$ -	$ -	$ -
3928	601001956	376.1	$ -	$ -	$ -	$ -	$ -	$ -	$ -	$ -	$ -	$ -	$ -	$ -
3929	601001956	376.2	$ -	$ -	$ -	$ -	$ -	$ -	$ -	$ -	$ -	$ -	$ -	$ -
3930	601001956	376.4	$ -	$ -	$ -	$ -	$ -	$ -	$ -	$ -	$ -	$ -	$ -	$ -
3931	660001957	376.1	$ -	$ -	$ -	$ -	$ -	$ -	$ -	$ -	$ -	$ -	$ -	$ -
3932	660001957	376.2	$ -	$ -	$ -	$ -	$ -	$ -	$ -	$ -	$ -	$ -	$ -	$ -
3933	660001957	376.4	$ -	$ -	$ -	$ -	$ -	$ -	$ -	$ -	$ -	$ -	$ -	$ -
3934	660001957	380.0	$ -	$ -	$ -	$ -	$ -	$ -	$ -	$ -	$ -	$ -	$ -	$ -
3935	660001958	376.1	$ -	$ -	$ -	$ -	$ -	$ -	$ -	$ -	$ -	$ -	$ -	$ -
3936	660001958	376.2	$ -	$ -	$ -	$ -	$ -	$ -	$ -	$ -	$ -	$ -	$ -	$ -
3937	660001958	376.4	$ -	$ -	$ -	$ -	$ -	$ -	$ -	$ -	$ -	$ -	$ -	$ -
3938	660001958	380.0	$ -	$ -	$ -	$ -	$ -	$ -	$ -	$ -	$ -	$ -	$ -	$ -
3939	660001959	376.1	$ -	$ -	$ -	$ -	$ -	$ -	$ -	$ -	$ -	$ -	$ -	$ -
3940	660001959	376.2	$ -	$ -	$ -	$ -	$ -	$ -	$ -	$ -	$ -	$ -	$ -	$ -
3941	660001959	376.4	$ -	$ -	$ -	$ -	$ -	$ -	$ -	$ -	$ -	$ -	$ -	$ -
3942	660001959	380.0	$ -	$ -	$ -	$ -	$ -	$ -	$ -	$ -	$ -	$ -	$ -	$ -
3943	660001960	376.1	$ -	$ -	$ -	$ -	$ -	$ -	$ -	$ -	$ -	$ -	$ -	$ -
3944	660001960	376.2	$ -	$ -	$ -	$ -	$ -	$ -	$ -	$ -	$ -	$ -	$ -	$ -
3945	660001960	376.4	$ -	$ -	$ -	$ -	$ -	$ -	$ -	$ -	$ -	$ -	$ -	$ -
3946	660001960	380.0	$ -	$ -	$ -	$ -	$ -	$ -	$ -	$ -	$ -	$ -	$ -	$ -
3947	660001961	376.1	$ -	$ -	$ -	$ -	$ -	$ -	$ -	$ -	$ -	$ -	$ -	$ -
3948	660001961	376.2	$ -	$ -	$ -	$ -	$ -	$ -	$ -	$ -	$ -	$ -	$ -	$ -
3949	660001961	376.4	$ -	$ -	$ -	$ -	$ -	$ -	$ -	$ -	$ -	$ -	$ -	$ -
3950	660001961	380.0	$ -	$ -	$ -	$ -	$ -	$ -	$ -	$ -	$ -	$ -	$ -	$ -
3951	660001962	376.1	$ -	$ -	$ -	$ -	$ -	$ -	$ -	$ -	$ -	$ -	$ -	$ -
3952	660001962	376.2	$ -	$ -	$ -	$ -	$ -	$ -	$ -	$ -	$ -	$ -	$ -	$ -
3953	660001962	376.4	$ -	$ -	$ -	$ -	$ -	$ -	$ -	$ -	$ -	$ -	$ -	$ -
3954	660001962	380.0	$ -	$ -	$ -	$ -	$ -	$ -	$ -	$ -	$ -	$ -	$ -	$ -
3955	660001963	376.1	$ -	$ -	$ -	$ -	$ -	$ -	$ -	$ -	$ -	$ -	$ -	$ -
3956	660001963	376.2	$ -	$ -	$ -	$ -	$ -	$ -	$ -	$ -	$ -	$ -	$ -	$ -
3957	660001963	376.4	$ -	$ -	$ -	$ -	$ -	$ -	$ -	$ -	$ -	$ -	$ -	$ -
3958	660001963	380.0	$ -	$ -	$ -	$ -	$ -	$ -	$ -	$ -	$ -	$ -	$ -	$ -
3959	660001964	376.1	$ -	$ -	$ -	$ -	$ -	$ -	$ -	$ -	$ -	$ -	$ -	$ -
3960	660001964	376.2	$ -	$ -	$ -	$ -	$ -	$ -	$ -	$ -	$ -	$ -	$ -	$ -
3961	660001964	376.4	$ -	$ -	$ -	$ -	$ -	$ -	$ -	$ -	$ -	$ -	$ -	$ -
3962	660001964	380.0	$ -	$ -	$ -	$ -	$ -	$ -	$ -	$ -	$ -	$ -	$ -	$ -
3963	660001965	376.1	$ -	$ -	$ -	$ -	$ -	$ -	$ -	$ -	$ -	$ -	$ -	$ -
3964	660001965	376.2	$ -	$ -	$ -	$ -	$ -	$ -	$ -	$ -	$ -	$ -	$ -	$ -
3965	660001965	376.4	$ -	$ -	$ -	$ -	$ -	$ -	$ -	$ -	$ -	$ -	$ -	$ -
3966	660001965	380.0	$ -	$ -	$ -	$ -	$ -	$ -	$ -	$ -	$ -	$ -	$ -	$ -
3967	601001966	394.0	$ -	$ -	$ -	$ -	$ -	$ -	$ -	$ -	$ -	$ -	$ -	$ -
3968	T601001967	367.1	$ -	$ -	$ -	$ -	$ -	$ -	$ -	$ -	$ -	$ -	$ -	$ -
3969	T601001967	368.0	$ -	$ -	$ -	$ -	$ -	$ -	$ -	$ -	$ -	$ -	$ -	$ -
3970	T601001967	369.0	$ -	$ -	$ -	$ -	$ -	$ -	$ -	$ -	$ -	$ -	$ -	$ -
3971	601001554-1	303.3	$ -	$ -	$ -	$ -	$ -	$ -	$ -	$ -	$ -	$ -	$ -	$ 540,750
3972	601001554-2	303.3	$ -	$ -	$ -	$ -	$ -	$ -	$ -	$ -	$ -	$ -	$ -	$ -

Sponsored by NMGC Witness Erik C. Buchanan

WP Plant 3 Gross Balances

NEW MEXICO GAS COMPANY, INC.

Gross Balances
Base Period - 12 Months Ending March 31, 2023
Future Test Year - 12 Months Ending September 30, 2025

	A	B	Z	AA	AB	AC	AD	AE	AF	AG
1										
2			Balance	Balance	Balance	Balance	Balance	Balance	Balance	Balance
3	Investment Number / Beginning Balance	FERC Account	2/28/2025	3/31/2025	4/30/2025	5/31/2025	6/30/2025	7/31/2025	8/31/2025	9/30/2025
3924	660001954	380.0	$ -	$ -	$ -	$ -	$ -	$ -	$ -	$ -
3925	T601001955	367.1	$ -	$ -	$ -	$ -	$ -	$ -	$ -	$ -
3926	T601001955	368.0	$ -	$ -	$ -	$ -	$ -	$ -	$ -	$ -
3927	T601001955	369.0	$ -	$ -	$ -	$ -	$ -	$ -	$ -	$ -
3928	601001956	376.1	$ -	$ -	$ -	$ -	$ -	$ -	$ -	$ -
3929	601001956	376.2	$ -	$ -	$ -	$ -	$ -	$ -	$ -	$ -
3930	601001956	376.4	$ -	$ -	$ -	$ -	$ -	$ -	$ -	$ -
3931	660001957	376.1	$ -	$ -	$ -	$ -	$ 1,414	$ 1,414	$ 1,414	$ 1,414
3932	660001957	376.2	$ -	$ -	$ -	$ -	$ 9,900	$ 9,900	$ 9,900	$ 9,900
3933	660001957	376.4	$ -	$ -	$ -	$ -	$ 707	$ 707	$ 707	$ 707
3934	660001957	380.0	$ -	$ -	$ -	$ -	$ 2,121	$ 2,121	$ 2,121	$ 2,121
3935	660001958	376.1	$ -	$ -	$ -	$ -	$ 1,503	$ 1,503	$ 1,503	$ 1,503
3936	660001958	376.2	$ -	$ -	$ -	$ -	$ 10,522	$ 10,522	$ 10,522	$ 10,522
3937	660001958	376.4	$ -	$ -	$ -	$ -	$ 752	$ 752	$ 752	$ 752
3938	660001958	380.0	$ -	$ -	$ -	$ -	$ 2,255	$ 2,255	$ 2,255	$ 2,255
3939	660001959	376.1	$ -	$ -	$ -	$ -	$ -	$ 6,147	$ 6,147	$ 6,147
3940	660001959	376.2	$ -	$ -	$ -	$ -	$ -	$ 43,027	$ 43,027	$ 43,027
3941	660001959	376.4	$ -	$ -	$ -	$ -	$ -	$ 3,073	$ 3,073	$ 3,073
3942	660001959	380.0	$ -	$ -	$ -	$ -	$ -	$ 9,220	$ 9,220	$ 9,220
3943	660001960	376.1	$ -	$ -	$ -	$ 12,350	$ 12,350	$ 12,350	$ 12,350	$ 12,350
3944	660001960	376.2	$ -	$ -	$ -	$ 86,447	$ 86,447	$ 86,447	$ 86,447	$ 86,447
3945	660001960	376.4	$ -	$ -	$ -	$ 6,175	$ 6,175	$ 6,175	$ 6,175	$ 6,175
3946	660001960	380.0	$ -	$ -	$ -	$ 18,524	$ 18,524	$ 18,524	$ 18,524	$ 18,524
3947	660001961	376.1	$ -	$ -	$ -	$ -	$ 6,142	$ 6,142	$ 6,142	$ 6,142
3948	660001961	376.2	$ -	$ -	$ -	$ -	$ 42,994	$ 42,994	$ 42,994	$ 42,994
3949	660001961	376.4	$ -	$ -	$ -	$ -	$ 3,071	$ 3,071	$ 3,071	$ 3,071
3950	660001961	380.0	$ -	$ -	$ -	$ -	$ 9,213	$ 9,213	$ 9,213	$ 9,213
3951	660001962	376.1	$ -	$ -	$ -	$ -	$ -	$ -	$ -	$ 4,662
3952	660001962	376.2	$ -	$ -	$ -	$ -	$ -	$ -	$ -	$ 32,634
3953	660001962	376.4	$ -	$ -	$ -	$ -	$ -	$ -	$ -	$ 2,331
3954	660001962	380.0	$ -	$ -	$ -	$ -	$ -	$ -	$ -	$ 6,993
3955	660001963	376.1	$ -	$ -	$ -	$ -	$ -	$ -	$ -	$ -
3956	660001963	376.2	$ -	$ -	$ -	$ -	$ -	$ -	$ -	$ -
3957	660001963	376.4	$ -	$ -	$ -	$ -	$ -	$ -	$ -	$ -
3958	660001963	380.0	$ -	$ -	$ -	$ -	$ -	$ -	$ -	$ -
3959	660001964	376.1	$ -	$ -	$ -	$ -	$ -	$ -	$ -	$ -
3960	660001964	376.2	$ -	$ -	$ -	$ -	$ -	$ -	$ -	$ -
3961	660001964	376.4	$ -	$ -	$ -	$ -	$ -	$ -	$ -	$ -
3962	660001964	380.0	$ -	$ -	$ -	$ -	$ -	$ -	$ -	$ -
3963	660001965	376.1	$ -	$ -	$ -	$ -	$ -	$ -	$ -	$ -
3964	660001965	376.2	$ -	$ -	$ -	$ -	$ -	$ -	$ -	$ -
3965	660001965	376.4	$ -	$ -	$ -	$ -	$ -	$ -	$ -	$ -
3966	660001965	380.0	$ -	$ -	$ -	$ -	$ -	$ -	$ -	$ -
3967	601001966	394.0	$ -	$ -	$ -	$ -	$ -	$ -	$ -	$ -
3968	T601001967	367.1	$ -	$ -	$ -	$ -	$ -	$ -	$ -	$ -
3969	T601001967	368.0	$ -	$ -	$ -	$ -	$ -	$ -	$ -	$ -
3970	T601001967	369.0	$ -	$ -	$ -	$ -	$ -	$ -	$ -	$ -
3971	601001554-1	303.3	$ 540,750	$ 540,750	$ 540,750	$ 540,750	$ 540,750	$ 540,750	$ 540,750	$ 540,750
3972	601001554-2	303.3	$ -	$ -	$ -	$ -	$ -	$ -	$ -	$ -

Sponsored by NMGC Witness Erik C. Buchanan

NEW MEXICO GAS COMPANY, INC.

Gross Balances
Base Period - 12 Months Ending March 31, 2023
Future Test Year - 12 Months Ending September 30, 2025

	A	B	C	D	E	F	G	H	I	J	K	L	M
1			Adjusted Base Period										
2			Balance	Balance	Balance	Balance	Balance	Balance	Balance	Balance	Balance	Balance	Balance
3	Investment Number / Beginning Balance	FERC Account	3/31/2023	4/30/2023	5/31/2023	6/30/2023	7/31/2023	8/31/2023	9/30/2023	10/31/2023	11/30/2023	12/31/2023	1/31/2024
3973	601001554-3	303.3	$ -	$ -	$ -	$ -	$ -	$ -	$ -	$ -	$ -	$ -	$ -
3974	601001554-4	303.3	$ -	$ -	$ -	$ -	$ -	$ -	$ -	$ -	$ -	$ -	$ -
3975	601001554-5	303.3	$ -	$ -	$ -	$ -	$ -	$ -	$ -	$ -	$ -	$ -	$ -
3976	627001968	380.0	$ -	$ -	$ -	$ -	$ -	$ -	$ -	$ -	$ -	$ -	$ -
3977	627001968	380.1	$ -	$ -	$ -	$ -	$ -	$ -	$ -	$ -	$ -	$ -	$ -
3978	T624001969	368.0	$ -	$ -	$ -	$ -	$ -	$ -	$ -	$ -	$ -	$ -	$ -
3979	T624001969	369.0	$ -	$ -	$ -	$ -	$ -	$ -	$ -	$ -	$ -	$ -	$ -
3980	T660001970	367.1	$ -	$ -	$ -	$ -	$ -	$ -	$ -	$ -	$ -	$ -	$ -
3981	T660001970	368.0	$ -	$ -	$ -	$ -	$ -	$ -	$ -	$ -	$ -	$ -	$ -
3982	T660001970	369.0	$ -	$ -	$ -	$ -	$ -	$ -	$ -	$ -	$ -	$ -	$ -
3983	T624001971	368.0	$ -	$ -	$ -	$ -	$ -	$ -	$ -	$ -	$ -	$ -	$ -
3984	T624001971	369.0	$ -	$ -	$ -	$ -	$ -	$ -	$ -	$ -	$ -	$ -	$ -
3985	T624001972	368.0	$ -	$ -	$ -	$ -	$ -	$ -	$ -	$ -	$ -	$ -	$ -
3986	T624001972	369.0	$ -	$ -	$ -	$ -	$ -	$ -	$ -	$ -	$ -	$ -	$ -
3987	T624001973	368.0	$ -	$ -	$ -	$ -	$ -	$ -	$ -	$ -	$ -	$ -	$ -
3988	T624001973	369.0	$ -	$ -	$ -	$ -	$ -	$ -	$ -	$ -	$ -	$ -	$ -
3989	T621001974	367.1	$ -	$ -	$ -	$ -	$ -	$ -	$ -	$ -	$ -	$ -	$ -
3990	601001975	391.2	$ -	$ -	$ -	$ -	$ -	$ -	$ -	$ -	$ -	$ -	$ -
3991	601001975	397.0	$ -	$ -	$ -	$ -	$ -	$ -	$ -	$ -	$ -	$ -	$ -
3992	601001975	398.0	$ -	$ -	$ -	$ -	$ -	$ -	$ -	$ -	$ -	$ -	$ -
3993	T610001976	368.0	$ -	$ -	$ -	$ -	$ -	$ -	$ -	$ -	$ -	$ -	$ -
3994	T610001976	369.0	$ -	$ -	$ -	$ -	$ -	$ -	$ -	$ -	$ -	$ -	$ -
3995	601001977	376.1	$ -	$ -	$ -	$ -	$ -	$ -	$ -	$ -	$ -	$ -	$ -
3996	601001977	376.2	$ -	$ -	$ -	$ -	$ -	$ -	$ -	$ -	$ -	$ -	$ -
3997	601001977	376.4	$ -	$ -	$ -	$ -	$ -	$ -	$ -	$ -	$ -	$ -	$ -
3998	601001977	380.0	$ -	$ -	$ -	$ -	$ -	$ -	$ -	$ -	$ -	$ -	$ -
3999	680001978	368.0	$ -	$ -	$ -	$ -	$ -	$ -	$ -	$ -	$ -	$ -	$ -
4000	680001978	369.0	$ -	$ -	$ -	$ -	$ -	$ -	$ -	$ -	$ -	$ -	$ -
4001	622001980	368.0	$ -	$ -	$ -	$ -	$ -	$ -	$ -	$ -	$ -	$ -	$ -
4002	622001980	369.0	$ -	$ -	$ -	$ -	$ -	$ -	$ -	$ -	$ -	$ -	$ -
4003	T621001981	368.0	$ -	$ -	$ -	$ -	$ -	$ -	$ -	$ -	$ -	$ -	$ -
4004	T621001981	369.0	$ -	$ -	$ -	$ -	$ -	$ -	$ -	$ -	$ -	$ -	$ -
4005	T660001982	367.1	$ -	$ -	$ -	$ -	$ -	$ -	$ -	$ -	$ -	$ -	$ -
4006	T660001982	368.0	$ -	$ -	$ -	$ -	$ -	$ -	$ -	$ -	$ -	$ -	$ -
4007	T660001982	369.0	$ -	$ -	$ -	$ -	$ -	$ -	$ -	$ -	$ -	$ -	$ -
4008	T660001983	367.1	$ -	$ -	$ -	$ -	$ -	$ -	$ -	$ -	$ -	$ -	$ -
4009	T660001983	368.0	$ -	$ -	$ -	$ -	$ -	$ -	$ -	$ -	$ -	$ -	$ -
4010	T660001983	369.0	$ -	$ -	$ -	$ -	$ -	$ -	$ -	$ -	$ -	$ -	$ -
4011	601001984	376.1	$ -	$ -	$ -	$ 208,061	$ 208,061	$ 208,061	$ 214,843	$ 214,843	$ 214,843	$ 214,843	$ 214,843
4012	601001984	376.2	$ -	$ -	$ -	$ 161,825	$ 161,825	$ 161,825	$ 167,100	$ 167,100	$ 167,100	$ 167,100	$ 167,100
4013	601001984	376.4	$ -	$ -	$ -	$ 92,472	$ 92,472	$ 92,472	$ 95,486	$ 95,486	$ 95,486	$ 95,486	$ 95,486
4014	T626001985	367.1	$ -	$ -	$ -	$ -	$ -	$ -	$ -	$ -	$ -	$ -	$ -
4015	T626001985	368.0	$ -	$ -	$ -	$ -	$ -	$ -	$ -	$ -	$ -	$ -	$ -
4016	T626001985	369.0	$ -	$ -	$ -	$ -	$ -	$ -	$ -	$ -	$ -	$ -	$ -
4017	601001987	303.3	$ -	$ -	$ -	$ -	$ -	$ -	$ -	$ -	$ -	$ -	$ -
4018	601001988	303.3	$ -	$ -	$ -	$ -	$ -	$ -	$ -	$ -	$ -	$ -	$ -
4019	601001989	303.3	$ -	$ -	$ -	$ -	$ -	$ -	$ -	$ -	$ -	$ -	$ -
4020	T680001990	367.1	$ -	$ -	$ -	$ -	$ -	$ -	$ -	$ -	$ -	$ -	$ -
4021	T680001990	368.0	$ -	$ -	$ -	$ -	$ -	$ -	$ -	$ -	$ -	$ -	$ -

Sponsored by NMGC Witness Erik C. Buchanan

NEW MEXICO GAS COMPANY, INC.

Gross Balances
Base Period - 12 Months Ending March 31, 2023
Future Test Year - 12 Months Ending September 30, 2025

	A	B	N	O	P	Q	R	S	T	U	V	W	X	Y
1														
2			Balance	Balance	Balance	Balance	Balance	Balance	Balance	Balance	Balance	Balance	Balance	Balance
3	Investment Number / Beginning Balance	FERC Account	2/29/2024	3/31/2024	4/30/2024	5/31/2024	6/30/2024	7/31/2024	8/31/2024	9/30/2024	10/31/2024	11/30/2024	12/31/2024	1/31/2025
3973	601001554-3	303.3	$ -	$ -	$ -	$ -	$ -	$ -	$ -	$ -	$ -	$ -	$ -	$ -
3974	601001554-4	303.3	$ -	$ -	$ -	$ -	$ -	$ -	$ -	$ -	$ -	$ -	$ -	$ -
3975	601001554-5	303.3	$ -	$ -	$ -	$ -	$ -	$ -	$ -	$ -	$ -	$ -	$ -	$ -
3976	627001968	380.0	$ -	$ -	$ -	$ -	$ -	$ -	$ -	$ -	$ -	$ -	$ -	$ -
3977	627001968	380.1	$ -	$ -	$ -	$ -	$ -	$ -	$ -	$ -	$ -	$ -	$ -	$ -
3978	T624001969	368.0	$ -	$ -	$ -	$ -	$ -	$ -	$ -	$ -	$ -	$ -	$ -	$ -
3979	T624001969	369.0	$ -	$ -	$ -	$ -	$ -	$ -	$ -	$ -	$ -	$ -	$ -	$ -
3980	T660001970	367.1	$ -	$ -	$ -	$ -	$ -	$ -	$ -	$ -	$ -	$ -	$ -	$ -
3981	T660001970	368.0	$ -	$ -	$ -	$ -	$ -	$ -	$ -	$ -	$ -	$ -	$ -	$ -
3982	T660001970	369.0	$ -	$ -	$ -	$ -	$ -	$ -	$ -	$ -	$ -	$ -	$ -	$ -
3983	T624001971	368.0	$ -	$ -	$ -	$ -	$ -	$ -	$ -	$ -	$ -	$ -	$ -	$ -
3984	T624001971	369.0	$ -	$ -	$ -	$ -	$ -	$ -	$ -	$ -	$ -	$ -	$ -	$ -
3985	T624001972	368.0	$ -	$ -	$ -	$ -	$ -	$ -	$ -	$ -	$ -	$ -	$ -	$ -
3986	T624001972	369.0	$ -	$ -	$ -	$ -	$ -	$ -	$ -	$ -	$ -	$ -	$ -	$ -
3987	T624001973	368.0	$ -	$ -	$ -	$ -	$ -	$ -	$ -	$ -	$ -	$ -	$ -	$ -
3988	T624001973	369.0	$ -	$ -	$ -	$ -	$ -	$ -	$ -	$ -	$ -	$ -	$ -	$ -
3989	T621001974	367.1	$ -	$ -	$ -	$ -	$ -	$ -	$ -	$ -	$ -	$ -	$ -	$ -
3990	601001975	391.2	$ -	$ -	$ -	$ -	$ -	$ -	$ -	$ -	$ -	$ -	$ -	$ -
3991	601001975	397.0	$ -	$ -	$ -	$ -	$ -	$ -	$ -	$ -	$ -	$ -	$ -	$ -
3992	601001975	398.0	$ -	$ -	$ -	$ -	$ -	$ -	$ -	$ -	$ -	$ -	$ -	$ -
3993	T610001976	368.0	$ -	$ -	$ -	$ -	$ -	$ -	$ -	$ -	$ -	$ -	$ -	$ -
3994	T610001976	369.0	$ -	$ -	$ -	$ -	$ -	$ -	$ -	$ -	$ -	$ -	$ -	$ -
3995	601001977	376.1	$ -	$ -	$ -	$ -	$ -	$ -	$ -	$ -	$ -	$ -	$ -	$ -
3996	601001977	376.2	$ -	$ -	$ -	$ -	$ -	$ -	$ -	$ -	$ -	$ -	$ -	$ -
3997	601001977	376.4	$ -	$ -	$ -	$ -	$ -	$ -	$ -	$ -	$ -	$ -	$ -	$ -
3998	601001977	380.0	$ -	$ -	$ -	$ -	$ -	$ -	$ -	$ -	$ -	$ -	$ -	$ -
3999	680001978	368.0	$ -	$ -	$ -	$ -	$ -	$ -	$ -	$ -	$ -	$ -	$ -	$ -
4000	680001978	369.0	$ -	$ -	$ -	$ -	$ -	$ -	$ -	$ -	$ -	$ -	$ -	$ -
4001	622001980	368.0	$ -	$ -	$ -	$ -	$ -	$ -	$ -	$ -	$ -	$ -	$ -	$ -
4002	622001980	369.0	$ -	$ -	$ -	$ -	$ -	$ -	$ -	$ -	$ -	$ -	$ -	$ -
4003	T621001981	368.0	$ -	$ -	$ -	$ -	$ -	$ -	$ -	$ -	$ -	$ -	$ -	$ -
4004	T621001981	369.0	$ -	$ -	$ -	$ -	$ -	$ -	$ -	$ -	$ -	$ -	$ -	$ -
4005	T660001982	367.1	$ -	$ -	$ -	$ -	$ -	$ -	$ -	$ -	$ -	$ -	$ -	$ -
4006	T660001982	368.0	$ -	$ -	$ -	$ -	$ -	$ -	$ -	$ -	$ -	$ -	$ -	$ -
4007	T660001982	369.0	$ -	$ -	$ -	$ -	$ -	$ -	$ -	$ -	$ -	$ -	$ -	$ -
4008	T660001983	367.1	$ -	$ -	$ -	$ -	$ -	$ -	$ -	$ -	$ -	$ -	$ -	$ -
4009	T660001983	368.0	$ -	$ -	$ -	$ -	$ -	$ -	$ -	$ -	$ -	$ -	$ -	$ -
4010	T660001983	369.0	$ -	$ -	$ -	$ -	$ -	$ -	$ -	$ -	$ -	$ -	$ -	$ -
4011	601001984	376.1	$ 214,843	$ 214,843	$ 214,843	$ 214,843	$ 214,843	$ 214,843	$ 214,843	$ 214,843	$ 214,843	$ 214,843	$ 214,843	$ 214,843
4012	601001984	376.2	$ 167,100	$ 167,100	$ 167,100	$ 167,100	$ 167,100	$ 167,100	$ 167,100	$ 167,100	$ 167,100	$ 167,100	$ 167,100	$ 167,100
4013	601001984	376.4	$ 95,486	$ 95,486	$ 95,486	$ 95,486	$ 95,486	$ 95,486	$ 95,486	$ 95,486	$ 95,486	$ 95,486	$ 95,486	$ 95,486
4014	T626001985	367.1	$ -	$ -	$ -	$ -	$ -	$ -	$ -	$ -	$ -	$ -	$ -	$ -
4015	T626001985	368.0	$ -	$ -	$ -	$ -	$ -	$ -	$ -	$ -	$ -	$ -	$ -	$ -
4016	T626001985	369.0	$ -	$ -	$ -	$ -	$ -	$ -	$ -	$ -	$ -	$ -	$ -	$ -
4017	601001987	303.3	$ -	$ -	$ -	$ -	$ -	$ -	$ -	$ -	$ -	$ -	$ -	$ -
4018	601001988	303.3	$ -	$ -	$ -	$ -	$ -	$ -	$ -	$ -	$ -	$ -	$ -	$ -
4019	601001989	303.3	$ -	$ -	$ -	$ -	$ -	$ -	$ -	$ -	$ -	$ -	$ -	$ -
4020	T680001990	367.1	$ -	$ -	$ -	$ -	$ -	$ -	$ -	$ -	$ -	$ -	$ -	$ -
4021	T680001990	368.0	$ -	$ -	$ -	$ -	$ -	$ -	$ -	$ -	$ -	$ -	$ -	$ -

Sponsored by NMGC Witness Erik C. Buchanan

WP Plant 3 Gross Balances

NEW MEXICO GAS COMPANY, INC.

Gross Balances
Base Period - 12 Months Ending March 31, 2023
Future Test Year - 12 Months Ending September 30, 2025

	A	B	Z	AA	AB	AC	AD	AE	AF	AG
1										
2			Balance	Balance	Balance	Balance	Balance	Balance	Balance	Balance
3	Investment Number / Beginning Balance	FERC Account	2/28/2025	3/31/2025	4/30/2025	5/31/2025	6/30/2025	7/31/2025	8/31/2025	9/30/2025
3973	601001554-3	303.3	$ -	$ -	$ -	$ -	$ -	$ -	$ -	$ -
3974	601001554-4	303.3	$ -	$ -	$ -	$ -	$ -	$ -	$ -	$ -
3975	601001554-5	303.3	$ -	$ -	$ -	$ -	$ -	$ -	$ -	$ -
3976	627001968	380.0	$ -	$ -	$ -	$ -	$ -	$ -	$ -	$ -
3977	627001968	380.1	$ -	$ -	$ -	$ -	$ -	$ -	$ -	$ -
3978	T624001969	368.0	$ -	$ -	$ -	$ -	$ -	$ -	$ -	$ -
3979	T624001969	369.0	$ -	$ -	$ -	$ -	$ -	$ -	$ -	$ -
3980	T660001970	367.1	$ -	$ -	$ -	$ -	$ -	$ -	$ -	$ -
3981	T660001970	368.0	$ -	$ -	$ -	$ -	$ -	$ -	$ -	$ -
3982	T660001970	369.0	$ -	$ -	$ -	$ -	$ -	$ -	$ -	$ -
3983	T624001971	368.0	$ -	$ -	$ -	$ -	$ -	$ -	$ -	$ -
3984	T624001971	369.0	$ -	$ -	$ -	$ -	$ -	$ -	$ -	$ -
3985	T624001972	368.0	$ -	$ -	$ -	$ -	$ -	$ -	$ -	$ -
3986	T624001972	369.0	$ -	$ -	$ -	$ -	$ -	$ -	$ -	$ -
3987	T624001973	368.0	$ -	$ -	$ -	$ -	$ -	$ -	$ -	$ -
3988	T624001973	369.0	$ -	$ -	$ -	$ -	$ -	$ -	$ -	$ -
3989	T621001974	367.1	$ -	$ -	$ -	$ -	$ -	$ -	$ -	$ -
3990	601001975	391.2	$ -	$ -	$ -	$ -	$ -	$ -	$ -	$ -
3991	601001975	397.0	$ -	$ -	$ -	$ -	$ -	$ -	$ -	$ -
3992	601001975	398.0	$ -	$ -	$ -	$ -	$ -	$ -	$ -	$ -
3993	T610001976	368.0	$ -	$ -	$ -	$ -	$ -	$ -	$ -	$ -
3994	T610001976	369.0	$ -	$ -	$ -	$ -	$ -	$ -	$ -	$ -
3995	601001977	376.1	$ -	$ -	$ -	$ -	$ -	$ -	$ -	$ -
3996	601001977	376.2	$ -	$ -	$ -	$ -	$ -	$ -	$ -	$ -
3997	601001977	376.4	$ -	$ -	$ -	$ -	$ -	$ -	$ -	$ -
3998	601001977	380.0	$ -	$ -	$ -	$ -	$ -	$ -	$ -	$ -
3999	680001978	368.0	$ -	$ -	$ -	$ -	$ -	$ -	$ -	$ -
4000	680001978	369.0	$ -	$ -	$ -	$ -	$ -	$ -	$ -	$ -
4001	622001980	368.0	$ -	$ -	$ -	$ -	$ -	$ -	$ -	$ -
4002	622001980	369.0	$ -	$ -	$ -	$ -	$ -	$ -	$ -	$ -
4003	T621001981	368.0	$ -	$ -	$ -	$ -	$ -	$ -	$ -	$ -
4004	T621001981	369.0	$ -	$ -	$ -	$ -	$ -	$ -	$ -	$ -
4005	T660001982	367.1	$ -	$ -	$ -	$ -	$ -	$ -	$ -	$ -
4006	T660001982	368.0	$ -	$ -	$ -	$ -	$ -	$ -	$ -	$ -
4007	T660001982	369.0	$ -	$ -	$ -	$ -	$ -	$ -	$ -	$ -
4008	T660001983	367.1	$ -	$ -	$ -	$ -	$ -	$ -	$ -	$ -
4009	T660001983	368.0	$ -	$ -	$ -	$ -	$ -	$ -	$ -	$ -
4010	T660001983	369.0	$ -	$ -	$ -	$ -	$ -	$ -	$ -	$ -
4011	601001984	376.1	$ 214,843	$ 214,843	$ 214,843	$ 214,843	$ 214,843	$ 214,843	$ 214,843	$ 214,843
4012	601001984	376.2	$ 167,100	$ 167,100	$ 167,100	$ 167,100	$ 167,100	$ 167,100	$ 167,100	$ 167,100
4013	601001984	376.4	$ 95,486	$ 95,486	$ 95,486	$ 95,486	$ 95,486	$ 95,486	$ 95,486	$ 95,486
4014	T626001985	367.1	$ -	$ -	$ -	$ -	$ -	$ -	$ -	$ -
4015	T626001985	368.0	$ -	$ -	$ -	$ -	$ -	$ -	$ -	$ -
4016	T626001985	369.0	$ -	$ -	$ -	$ -	$ -	$ -	$ -	$ -
4017	601001987	303.3	$ -	$ -	$ -	$ -	$ -	$ -	$ -	$ -
4018	601001988	303.3	$ -	$ -	$ -	$ -	$ -	$ -	$ -	$ -
4019	601001989	303.3	$ -	$ -	$ -	$ -	$ -	$ -	$ -	$ -
4020	T680001990	367.1	$ -	$ -	$ -	$ -	$ -	$ -	$ -	$ -
4021	T680001990	368.0	$ -	$ -	$ -	$ -	$ -	$ -	$ -	$ -

Sponsored by NMGC Witness Erik C. Buchanan

NEW MEXICO GAS COMPANY, INC.

Gross Balances
Base Period - 12 Months Ending March 31, 2023
Future Test Year - 12 Months Ending September 30, 2025

	A	B	C	D	E	F	G	H	I	J	K	L	M
1			Adjusted Base Period										
2			Balance	Balance	Balance	Balance	Balance	Balance	Balance	Balance	Balance	Balance	Balance
3	Investment Number / Beginning Balance	FERC Account	3/31/2023	4/30/2023	5/31/2023	6/30/2023	7/31/2023	8/31/2023	9/30/2023	10/31/2023	11/30/2023	12/31/2023	1/31/2024
4022	T680001990	369.0	$ -	$ -	$ -	$ -	$ -	$ -	$ -	$ -	$ -	$ -	$ -
4023	T624001991	369.0	$ -	$ -	$ -	$ -	$ -	$ -	$ -	$ -	$ -	$ -	$ -
4024	601001992	303.3	$ -	$ -	$ -	$ -	$ -	$ -	$ -	$ -	$ -	$ -	$ -
4025	601001993	303.3	$ -	$ -	$ -	$ -	$ -	$ -	$ -	$ -	$ -	$ -	$ -
4026	T626001994	367.1	$ -	$ -	$ -	$ -	$ -	$ -	$ -	$ -	$ -	$ -	$ -
4027	T626001994	368.0	$ -	$ -	$ -	$ -	$ -	$ -	$ -	$ -	$ -	$ -	$ -
4028	T626001994	369.0	$ -	$ -	$ -	$ -	$ -	$ -	$ -	$ -	$ -	$ -	$ -
4029	T621001995	367.1	$ -	$ -	$ -	$ -	$ -	$ -	$ -	$ -	$ -	$ -	$ -
4030	T621001995	368.0	$ -	$ -	$ -	$ -	$ -	$ -	$ -	$ -	$ -	$ -	$ -
4031	T621001995	369.0	$ -	$ -	$ -	$ -	$ -	$ -	$ -	$ -	$ -	$ -	$ -
4032	601001996	376.1	$ -	$ -	$ -	$ -	$ -	$ -	$ -	$ -	$ -	$ -	$ -
4033	601001996	376.2	$ -	$ -	$ -	$ -	$ -	$ -	$ -	$ -	$ -	$ -	$ -
4034	601001996	376.4	$ -	$ -	$ -	$ -	$ -	$ -	$ -	$ -	$ -	$ -	$ -
4035	601001996	380.0	$ -	$ -	$ -	$ -	$ -	$ -	$ -	$ -	$ -	$ -	$ -
4036	T680001997	367.1	$ -	$ -	$ -	$ -	$ -	$ -	$ -	$ -	$ -	$ -	$ -
4037	T601001999	367.1	$ -	$ -	$ -	$ -	$ -	$ -	$ -	$ -	$ -	$ -	$ 133,678
4038	T601001999	368.0	$ -	$ -	$ -	$ -	$ -	$ -	$ -	$ -	$ -	$ -	$ 145,830
4039	T601001999	369.0	$ -	$ -	$ -	$ -	$ -	$ -	$ -	$ -	$ -	$ -	$ 125,576
4040	T624002000	367.1	$ -	$ -	$ -	$ -	$ -	$ -	$ -	$ -	$ -	$ -	$ -
4041	T624002000	368.0	$ -	$ -	$ -	$ -	$ -	$ -	$ -	$ -	$ -	$ -	$ -
4042	T624002000	369.0	$ -	$ -	$ -	$ -	$ -	$ -	$ -	$ -	$ -	$ -	$ -
4043	601002001	391.2	$ -	$ -	$ -	$ -	$ -	$ -	$ -	$ -	$ -	$ -	$ -
4044	601002001	397.0	$ -	$ -	$ -	$ -	$ -	$ -	$ -	$ -	$ -	$ -	$ -
4045	601002001	398.0	$ -	$ -	$ -	$ -	$ -	$ -	$ -	$ -	$ -	$ -	$ -
4046	624002002	376.1	$ -	$ -	$ -	$ -	$ -	$ -	$ -	$ -	$ -	$ -	$ -
4047	624002002	376.2	$ -	$ -	$ -	$ -	$ -	$ -	$ -	$ -	$ -	$ -	$ -
4048	624002002	376.4	$ -	$ -	$ -	$ -	$ -	$ -	$ -	$ -	$ -	$ -	$ -
4049	610002003	376.1	$ -	$ -	$ -	$ -	$ -	$ -	$ -	$ -	$ -	$ -	$ -
4050	610002003	376.2	$ -	$ -	$ -	$ -	$ -	$ -	$ -	$ -	$ -	$ -	$ -
4051	610002003	376.4	$ -	$ -	$ -	$ -	$ -	$ -	$ -	$ -	$ -	$ -	$ -
4052	610002003	380.0	$ -	$ -	$ -	$ -	$ -	$ -	$ -	$ -	$ -	$ -	$ -
4053	T680002004	368.0	$ -	$ -	$ -	$ -	$ -	$ -	$ -	$ -	$ -	$ -	$ -
4054	T680002004	369.0	$ -	$ -	$ -	$ -	$ -	$ -	$ -	$ -	$ -	$ -	$ -
4055	660002005	390.0	$ -	$ -	$ -	$ -	$ -	$ -	$ -	$ -	$ -	$ -	$ -
4056	T610002007	390.0	$ -	$ -	$ -	$ -	$ -	$ -	$ -	$ -	$ -	$ -	$ -
4057	601002008	303.3	$ -	$ -	$ -	$ -	$ -	$ -	$ -	$ -	$ -	$ 97,124	$ 97,124
4058	601002009	303.3	$ -	$ -	$ -	$ -	$ -	$ -	$ -	$ -	$ 40,656	$ 40,656	$ 40,656
4059	601002010	303.3	$ -	$ -	$ -	$ 10,372	$ 10,372	$ 10,372	$ 10,372	$ 10,372	$ 10,372	$ 10,372	$ 10,372
4060	601002011	303.3	$ -	$ -	$ -	$ -	$ -	$ -	$ -	$ -	$ -	$ -	$ -
4061	601002012	303.3	$ -	$ -	$ -	$ -	$ -	$ -	$ -	$ -	$ -	$ -	$ -
4062	601002013	303.3	$ -	$ -	$ 1,432	$ 1,432	$ 1,432	$ 1,432	$ 1,432	$ 1,432	$ 1,432	$ 1,432	$ 1,432
4063	601002014	303.3	$ -	$ -	$ -	$ -	$ -	$ -	$ -	$ -	$ -	$ -	$ -
4064	601002015	303.3	$ -	$ -	$ 16	$ 16	$ 16	$ 16	$ 16	$ 16	$ 16	$ 16	$ 16
4065	601002016	303.3	$ -	$ -	$ (1,344)	$ (1,344)	$ (1,344)	$ (1,344)	$ (1,344)	$ (1,344)	$ (1,344)	$ (1,344)	$ (1,344)
4066	601002017	303.3	$ -	$ -	$ -	$ -	$ -	$ -	$ -	$ -	$ -	$ -	$ -
4067	601002018	303.3	$ -	$ (388)	$ (388)	$ (388)	$ (388)	$ (388)	$ (388)	$ (388)	$ (388)	$ (388)	$ (388)
4068	601002019	303.3	$ -	$ -	$ -	$ -	$ -	$ -	$ -	$ -	$ -	$ -	$ -
4069	601002020	303.3	$ -	$ -	$ -	$ -	$ -	$ -	$ -	$ -	$ -	$ -	$ -
4070	601002021	303.3	$ -	$ -	$ -	$ -	$ -	$ -	$ -	$ -	$ -	$ -	$ -

NEW MEXICO GAS COMPANY, INC.

Gross Balances
Base Period - 12 Months Ending March 31, 2023
Future Test Year - 12 Months Ending September 30, 2025

	A	B	N	O	P	Q	R	S	T	U	V	W	X	Y
1														
2			Balance	Balance	Balance	Balance	Balance	Balance	Balance	Balance	Balance	Balance	Balance	Balance
3	Investment Number / Beginning Balance	FERC Account	2/29/2024	3/31/2024	4/30/2024	5/31/2024	6/30/2024	7/31/2024	8/31/2024	9/30/2024	10/31/2024	11/30/2024	12/31/2024	1/31/2025
4022	T680001990	369.0	$ -	$ -	$ -	$ -	$ -	$ -	$ -	$ -	$ -	$ -	$ -	$ -
4023	T624001991	369.0	$ -	$ -	$ -	$ -	$ -	$ -	$ -	$ -	$ -	$ -	$ -	$ -
4024	601001992	303.3	$ -	$ -	$ -	$ -	$ -	$ -	$ -	$ -	$ -	$ -	$ -	$ -
4025	601001993	303.3	$ -	$ -	$ -	$ -	$ -	$ -	$ -	$ -	$ -	$ -	$ -	$ -
4026	T626001994	367.1	$ -	$ -	$ -	$ -	$ -	$ -	$ -	$ -	$ -	$ -	$ -	$ -
4027	T626001994	368.0	$ -	$ -	$ -	$ -	$ -	$ -	$ -	$ -	$ -	$ -	$ -	$ -
4028	T626001994	369.0	$ -	$ -	$ -	$ -	$ -	$ -	$ -	$ -	$ -	$ -	$ -	$ -
4029	T621001995	367.1	$ -	$ -	$ -	$ -	$ -	$ -	$ -	$ -	$ -	$ -	$ -	$ -
4030	T621001995	368.0	$ -	$ -	$ -	$ -	$ -	$ -	$ -	$ -	$ -	$ -	$ -	$ -
4031	T621001995	369.0	$ -	$ -	$ -	$ -	$ -	$ -	$ -	$ -	$ -	$ -	$ -	$ -
4032	601001996	376.1	$ -	$ -	$ -	$ -	$ -	$ -	$ -	$ -	$ -	$ -	$ -	$ -
4033	601001996	376.2	$ -	$ -	$ -	$ -	$ -	$ -	$ -	$ -	$ -	$ -	$ -	$ -
4034	601001996	376.4	$ -	$ -	$ -	$ -	$ -	$ -	$ -	$ -	$ -	$ -	$ -	$ -
4035	601001996	380.0	$ -	$ -	$ -	$ -	$ -	$ -	$ -	$ -	$ -	$ -	$ -	$ -
4036	T680001997	367.1	$ -	$ -	$ -	$ -	$ -	$ -	$ -	$ -	$ -	$ -	$ -	$ -
4037	T601001999	367.1	$ 133,678	$ 133,678	$ 133,678	$ 133,678	$ 133,678	$ 133,678	$ 133,678	$ 133,678	$ 133,678	$ 133,678	$ 133,678	$ 133,678
4038	T601001999	368.0	$ 145,830	$ 145,830	$ 145,830	$ 145,830	$ 145,830	$ 145,830	$ 145,830	$ 145,830	$ 145,830	$ 145,830	$ 145,830	$ 145,830
4039	T601001999	369.0	$ 125,576	$ 125,576	$ 125,576	$ 125,576	$ 125,576	$ 125,576	$ 125,576	$ 125,576	$ 125,576	$ 125,576	$ 125,576	$ 125,576
4040	T624002000	367.1	$ -	$ -	$ -	$ -	$ -	$ -	$ -	$ -	$ -	$ -	$ -	$ -
4041	T624002000	368.0	$ -	$ -	$ -	$ -	$ -	$ -	$ -	$ -	$ -	$ -	$ -	$ -
4042	T624002000	369.0	$ -	$ -	$ -	$ -	$ -	$ -	$ -	$ -	$ -	$ -	$ -	$ -
4043	601002001	391.2	$ -	$ -	$ -	$ -	$ -	$ -	$ -	$ -	$ -	$ -	$ -	$ -
4044	601002001	397.0	$ -	$ -	$ -	$ -	$ -	$ -	$ -	$ -	$ -	$ -	$ -	$ -
4045	601002001	398.0	$ -	$ -	$ -	$ -	$ -	$ -	$ -	$ -	$ -	$ -	$ -	$ -
4046	624002002	376.1	$ -	$ -	$ -	$ -	$ -	$ -	$ -	$ -	$ -	$ -	$ -	$ -
4047	624002002	376.2	$ -	$ -	$ -	$ -	$ -	$ -	$ -	$ -	$ -	$ -	$ -	$ -
4048	624002002	376.4	$ -	$ -	$ -	$ -	$ -	$ -	$ -	$ -	$ -	$ -	$ -	$ -
4049	610002003	376.1	$ -	$ -	$ -	$ -	$ -	$ -	$ -	$ -	$ -	$ -	$ -	$ -
4050	610002003	376.2	$ -	$ -	$ -	$ -	$ -	$ -	$ -	$ -	$ -	$ -	$ -	$ -
4051	610002003	376.4	$ -	$ -	$ -	$ -	$ -	$ -	$ -	$ -	$ -	$ -	$ -	$ -
4052	610002003	380.0	$ -	$ -	$ -	$ -	$ -	$ -	$ -	$ -	$ -	$ -	$ -	$ -
4053	T680002004	368.0	$ -	$ -	$ -	$ -	$ -	$ -	$ -	$ -	$ -	$ -	$ -	$ -
4054	T680002004	369.0	$ -	$ -	$ -	$ -	$ -	$ -	$ -	$ -	$ -	$ -	$ -	$ -
4055	660002005	390.0	$ -	$ -	$ -	$ -	$ -	$ -	$ -	$ -	$ -	$ -	$ -	$ -
4056	T610002007	390.0	$ -	$ -	$ -	$ -	$ -	$ -	$ -	$ -	$ -	$ -	$ -	$ -
4057	601002008	303.3	$ 97,124	$ 97,124	$ 97,124	$ 97,124	$ 97,124	$ 97,124	$ 97,124	$ 97,124	$ 97,124	$ 97,124	$ 97,124	$ 97,124
4058	601002009	303.3	$ 40,656	$ 40,656	$ 40,656	$ 40,656	$ 40,656	$ 40,656	$ 40,656	$ 40,656	$ 40,656	$ 40,656	$ 40,656	$ 40,656
4059	601002010	303.3	$ 10,372	$ 10,372	$ 10,372	$ 10,372	$ 10,372	$ 10,372	$ 10,372	$ 10,372	$ 10,372	$ 10,372	$ 10,372	$ 10,372
4060	601002011	303.3	$ -	$ -	$ -	$ -	$ -	$ -	$ -	$ -	$ -	$ -	$ -	$ -
4061	601002012	303.3	$ -	$ -	$ -	$ -	$ -	$ -	$ -	$ -	$ -	$ -	$ -	$ -
4062	601002013	303.3	$ 1,432	$ 1,432	$ 1,432	$ 1,432	$ 1,432	$ 1,432	$ 1,432	$ 1,432	$ 1,432	$ 1,432	$ 1,432	$ 1,432
4063	601002014	303.3	$ -	$ -	$ -	$ -	$ -	$ -	$ -	$ -	$ -	$ -	$ -	$ -
4064	601002015	303.3	$ 16	$ 16	$ 16	$ 16	$ 16	$ 16	$ 16	$ 16	$ 16	$ 16	$ 16	$ 16
4065	601002016	303.3	$ (1,344)	$ (1,344)	$ (1,344)	$ (1,344)	$ (1,344)	$ (1,344)	$ (1,344)	$ (1,344)	$ (1,344)	$ (1,344)	$ (1,344)	$ (1,344)
4066	601002017	303.3	$ -	$ -	$ -	$ -	$ -	$ -	$ -	$ -	$ -	$ -	$ -	$ -
4067	601002018	303.3	$ (388)	$ (388)	$ (388)	$ (388)	$ (388)	$ (388)	$ (388)	$ (388)	$ (388)	$ (388)	$ (388)	$ (388)
4068	601002019	303.3	$ -	$ -	$ -	$ -	$ -	$ -	$ -	$ -	$ -	$ -	$ -	$ -
4069	601002020	303.3	$ -	$ -	$ -	$ -	$ -	$ -	$ -	$ -	$ -	$ -	$ -	$ -
4070	601002021	303.3	$ -	$ -	$ -	$ -	$ -	$ -	$ -	$ -	$ -	$ -	$ -	$ -

Sponsored by NMGC Witness Erik C. Buchanan

NEW MEXICO GAS COMPANY, INC.

Gross Balances
Base Period - 12 Months Ending March 31, 2023
Future Test Year - 12 Months Ending September 30, 2025

	A	B	Z	AA	AB	AC	AD	AE	AF	AG
1										
2			Balance	Balance	Balance	Balance	Balance	Balance	Balance	Balance
3	Investment Number / Beginning Balance	FERC Account	2/28/2025	3/31/2025	4/30/2025	5/31/2025	6/30/2025	7/31/2025	8/31/2025	9/30/2025
4022	T680001990	369.0	$ -	$ -	$ -	$ -	$ -	$ -	$ -	$ -
4023	T624001991	369.0	$ -	$ -	$ -	$ -	$ -	$ -	$ -	$ -
4024	601001992	303.3	$ -	$ -	$ -	$ -	$ -	$ -	$ -	$ -
4025	601001993	303.3	$ -	$ -	$ -	$ -	$ -	$ -	$ -	$ -
4026	T626001994	367.1	$ -	$ -	$ -	$ -	$ -	$ -	$ -	$ -
4027	T626001994	368.0	$ -	$ -	$ -	$ -	$ -	$ -	$ -	$ -
4028	T626001994	369.0	$ -	$ -	$ -	$ -	$ -	$ -	$ -	$ -
4029	T621001995	367.1	$ -	$ -	$ -	$ -	$ -	$ -	$ -	$ -
4030	T621001995	368.0	$ -	$ -	$ -	$ -	$ -	$ -	$ -	$ -
4031	T621001995	369.0	$ -	$ -	$ -	$ -	$ -	$ -	$ -	$ -
4032	601001996	376.1	$ -	$ -	$ -	$ -	$ -	$ -	$ -	$ -
4033	601001996	376.2	$ -	$ -	$ -	$ -	$ -	$ -	$ -	$ -
4034	601001996	376.4	$ -	$ -	$ -	$ -	$ -	$ -	$ -	$ -
4035	601001996	380.0	$ -	$ -	$ -	$ -	$ -	$ -	$ -	$ -
4036	T680001997	367.1	$ -	$ -	$ -	$ -	$ -	$ -	$ -	$ -
4037	T601001999	367.1	$ 133,678	$ 133,678	$ 133,678	$ 133,678	$ 133,678	$ 133,678	$ 133,678	$ 133,678
4038	T601001999	368.0	$ 145,830	$ 145,830	$ 145,830	$ 145,830	$ 145,830	$ 145,830	$ 145,830	$ 145,830
4039	T601001999	369.0	$ 125,576	$ 125,576	$ 125,576	$ 125,576	$ 125,576	$ 125,576	$ 125,576	$ 125,576
4040	T624002000	367.1	$ -	$ -	$ -	$ -	$ -	$ -	$ -	$ -
4041	T624002000	368.0	$ -	$ -	$ -	$ -	$ -	$ -	$ -	$ -
4042	T624002000	369.0	$ -	$ -	$ -	$ -	$ -	$ -	$ -	$ -
4043	601002001	391.2	$ -	$ -	$ -	$ -	$ -	$ -	$ -	$ -
4044	601002001	397.0	$ -	$ -	$ -	$ -	$ -	$ -	$ -	$ -
4045	601002001	398.0	$ -	$ -	$ -	$ -	$ -	$ -	$ -	$ -
4046	624002002	376.1	$ -	$ -	$ -	$ -	$ -	$ -	$ -	$ -
4047	624002002	376.2	$ -	$ -	$ -	$ -	$ -	$ -	$ -	$ -
4048	624002002	376.4	$ -	$ -	$ -	$ -	$ -	$ -	$ -	$ -
4049	610002003	376.1	$ -	$ -	$ -	$ -	$ -	$ -	$ -	$ -
4050	610002003	376.2	$ -	$ -	$ -	$ -	$ -	$ -	$ -	$ -
4051	610002003	376.4	$ -	$ -	$ -	$ -	$ -	$ -	$ -	$ -
4052	610002003	380.0	$ -	$ -	$ -	$ -	$ -	$ -	$ -	$ -
4053	T680002004	368.0	$ -	$ -	$ -	$ -	$ -	$ -	$ -	$ -
4054	T680002004	369.0	$ -	$ -	$ -	$ -	$ -	$ -	$ -	$ -
4055	660002005	390.0	$ -	$ -	$ -	$ -	$ -	$ -	$ -	$ -
4056	T610002007	390.0	$ -	$ -	$ -	$ -	$ -	$ -	$ -	$ -
4057	601002008	303.3	$ 97,124	$ 97,124	$ 97,124	$ 97,124	$ 97,124	$ 97,124	$ 97,124	$ 97,124
4058	601002009	303.3	$ 40,656	$ 40,656	$ 40,656	$ 40,656	$ 40,656	$ 40,656	$ 40,656	$ 40,656
4059	601002010	303.3	$ 10,372	$ 10,372	$ 10,372	$ 10,372	$ 10,372	$ 10,372	$ 10,372	$ 10,372
4060	601002011	303.3	$ -	$ -	$ -	$ -	$ -	$ -	$ -	$ -
4061	601002012	303.3	$ -	$ -	$ -	$ -	$ -	$ -	$ -	$ -
4062	601002013	303.3	$ 1,432	$ 1,432	$ 1,432	$ 1,432	$ 1,432	$ 1,432	$ 1,432	$ 1,432
4063	601002014	303.3	$ -	$ -	$ -	$ -	$ -	$ -	$ -	$ -
4064	601002015	303.3	$ 16	$ 16	$ 16	$ 16	$ 16	$ 16	$ 16	$ 16
4065	601002016	303.3	$ (1,344)	$ (1,344)	$ (1,344)	$ (1,344)	$ (1,344)	$ (1,344)	$ (1,344)	$ (1,344)
4066	601002017	303.3	$ -	$ -	$ -	$ -	$ -	$ -	$ -	$ -
4067	601002018	303.3	$ (388)	$ (388)	$ (388)	$ (388)	$ (388)	$ (388)	$ (388)	$ (388)
4068	601002019	303.3	$ -	$ -	$ -	$ -	$ -	$ -	$ -	$ -
4069	601002020	303.3	$ -	$ -	$ -	$ -	$ -	$ -	$ -	$ -
4070	601002021	303.3	$ -	$ -	$ -	$ -	$ -	$ -	$ -	$ -

Sponsored by NMGC Witness Erik C. Buchanan

NEW MEXICO GAS COMPANY, INC.

Gross Balances
Base Period - 12 Months Ending March 31, 2023
Future Test Year - 12 Months Ending September 30, 2025

	A	B	C	D	E	F	G	H	I	J	K	L	M
1			Adjusted Base Period										
2			Balance	Balance	Balance	Balance	Balance	Balance	Balance	Balance	Balance	Balance	Balance
3	Investment Number / Beginning Balance	FERC Account	3/31/2023	4/30/2023	5/31/2023	6/30/2023	7/31/2023	8/31/2023	9/30/2023	10/31/2023	11/30/2023	12/31/2023	1/31/2024
4071	601002022	303.3	$ -	$ -	$ -	$ -	$ -	$ -	$ -	$ -	$ -	$ -	$ -
4072	601002023	303.3	$ -	$ -	$ 135,000	$ 135,000	$ 135,000	$ 135,000	$ 135,000	$ 135,000	$ 135,000	$ 135,000	$ 135,000
4073	T680002024	369.0	$ -	$ -	$ -	$ -	$ -	$ -	$ -	$ -	$ -	$ -	$ -
4074	601002025	303.3	$ -	$ -	$ -	$ -	$ -	$ -	$ -	$ -	$ -	$ -	$ 242,245
4075	T680002026	368.0	$ -	$ 492	$ 492	$ 492	$ 492	$ 492	$ 492	$ 492	$ 492	$ 492	$ 492
4076	T680002026	369.0	$ -	$ 1,970	$ 1,970	$ 1,970	$ 1,970	$ 1,970	$ 1,970	$ 1,970	$ 1,970	$ 1,970	$ 1,970
4077	601002027	303.3	$ -	$ 46,099	$ 46,099	$ 46,099	$ 46,099	$ 46,099	$ 46,099	$ 46,099	$ 46,099	$ 46,099	$ 46,099
4078	601002028	303.3	$ -	$ 41,417	$ 41,417	$ 41,417	$ 41,417	$ 41,417	$ 41,417	$ 41,417	$ 41,417	$ 41,417	$ 41,417
4079	T610002029	367.1	$ -	$ 119	$ 119	$ 119	$ 119	$ 119	$ 119	$ 119	$ 119	$ 119	$ 119
4080	T610002030	368.0	$ -	$ -	$ -	$ -	$ 23,508	$ 23,508	$ 23,508	$ 23,508	$ 23,508	$ 23,508	$ 23,508
4081	T610002030	369.0	$ -	$ -	$ -	$ -	$ 94,031	$ 94,031	$ 94,031	$ 94,031	$ 94,031	$ 94,031	$ 94,031
4082	T680002031	367.1	$ -	$ -	$ -	$ -	$ -	$ -	$ -	$ -	$ -	$ -	$ -
4083	T680002031	368.0	$ -	$ -	$ -	$ -	$ -	$ -	$ -	$ -	$ -	$ -	$ -
4084	T680002031	369.0	$ -	$ -	$ -	$ -	$ -	$ -	$ -	$ -	$ -	$ -	$ -
4085	629002032	368.0	$ -	$ -	$ -	$ -	$ -	$ -	$ -	$ -	$ -	$ -	$ -
4086	629002032	369.0	$ -	$ -	$ -	$ -	$ -	$ -	$ -	$ -	$ -	$ -	$ -
4087	T624002033	367.1	$ -	$ -	$ -	$ -	$ -	$ -	$ -	$ -	$ -	$ -	$ -
4088	T624002033	368.0	$ -	$ -	$ -	$ -	$ -	$ -	$ -	$ -	$ -	$ -	$ -
4089	T624002033	369.0	$ -	$ -	$ -	$ -	$ -	$ -	$ -	$ -	$ -	$ -	$ -
4090	601002034	376.1	$ -	$ -	$ -	$ -	$ -	$ -	$ -	$ -	$ -	$ 27,951	$ 27,951
4091	601002034	376.2	$ -	$ -	$ -	$ -	$ -	$ -	$ -	$ -	$ -	$ 195,655	$ 195,655
4092	601002034	376.4	$ -	$ -	$ -	$ -	$ -	$ -	$ -	$ -	$ -	$ 13,975	$ 13,975
4093	601002034	380.0	$ -	$ -	$ -	$ -	$ -	$ -	$ -	$ -	$ -	$ 41,926	$ 41,926
4094	601002035	303.3	$ -	$ -	$ -	$ -	$ -	$ -	$ -	$ -	$ -	$ -	$ 18,439
4095	601002037	303.3	$ -	$ -	$ -	$ -	$ -	$ -	$ -	$ -	$ -	$ -	$ 56,459
4096	624002038	390.0	$ -	$ -	$ -	$ -	$ -	$ -	$ -	$ -	$ -	$ -	$ -
4097	T610002039	368.0	$ -	$ -	$ -	$ -	$ -	$ -	$ -	$ -	$ -	$ -	$ -
4098	T610002039	369.0	$ -	$ -	$ -	$ -	$ -	$ -	$ -	$ -	$ -	$ -	$ -
4099	T624002040	367.1	$ -	$ -	$ -	$ -	$ -	$ -	$ -	$ -	$ -	$ -	$ -
4100	T624002040	368.0	$ -	$ -	$ -	$ -	$ -	$ -	$ -	$ -	$ -	$ -	$ -
4101	T624002040	369.0	$ -	$ -	$ -	$ -	$ -	$ -	$ -	$ -	$ -	$ -	$ -
4102	T624002041	367.1	$ -	$ -	$ -	$ -	$ -	$ -	$ -	$ -	$ -	$ -	$ -
4103	T624002041	368.0	$ -	$ -	$ -	$ -	$ -	$ -	$ -	$ -	$ -	$ -	$ -
4104	T624002041	369.0	$ -	$ -	$ -	$ -	$ -	$ -	$ -	$ -	$ -	$ -	$ -
4105	T660002042	367.1	$ -	$ -	$ -	$ -	$ -	$ -	$ -	$ -	$ -	$ -	$ -
4106	T660002042	368.0	$ -	$ -	$ -	$ -	$ -	$ -	$ -	$ -	$ -	$ -	$ -
4107	T660002042	369.0	$ -	$ -	$ -	$ -	$ -	$ -	$ -	$ -	$ -	$ -	$ -
4108	T660002043	367.1	$ -	$ -	$ -	$ -	$ -	$ -	$ -	$ -	$ -	$ -	$ -
4109	T660002043	368.0	$ -	$ -	$ -	$ -	$ -	$ -	$ -	$ -	$ -	$ -	$ -
4110	T660002043	369.0	$ -	$ -	$ -	$ -	$ -	$ -	$ -	$ -	$ -	$ -	$ -
4111	T660002044	367.1	$ -	$ -	$ -	$ -	$ -	$ -	$ -	$ -	$ -	$ -	$ -
4112	T660002044	368.0	$ -	$ -	$ -	$ -	$ -	$ -	$ -	$ -	$ -	$ -	$ -
4113	T660002044	369.0	$ -	$ -	$ -	$ -	$ -	$ -	$ -	$ -	$ -	$ -	$ -
4114	T660002045	367.1	$ -	$ -	$ -	$ -	$ -	$ -	$ -	$ -	$ -	$ -	$ -
4115	T660002045	368.0	$ -	$ -	$ -	$ -	$ -	$ -	$ -	$ -	$ -	$ -	$ -
4116	T660002045	369.0	$ -	$ -	$ -	$ -	$ -	$ -	$ -	$ -	$ -	$ -	$ -
4117	T610002046	367.1	$ -	$ -	$ -	$ -	$ -	$ -	$ -	$ -	$ -	$ -	$ -
4118	T626002047	367.1	$ -	$ -	$ -	$ -	$ -	$ -	$ -	$ -	$ -	$ -	$ -
4119	T626002047	368.0	$ -	$ -	$ -	$ -	$ -	$ -	$ -	$ -	$ -	$ -	$ -

Sponsored by NMGC Witness Erik C. Buchanan

WP Plant 3 Gross Balances

NEW MEXICO GAS COMPANY, INC.

Gross Balances
Base Period - 12 Months Ending March 31, 2023
Future Test Year - 12 Months Ending September 30, 2025

	A	B	N	O	P	Q	R	S	T	U	V	W	X	Y
1														
2			Balance	Balance	Balance	Balance	Balance	Balance	Balance	Balance	Balance	Balance	Balance	Balance
3	Investment Number / Beginning Balance	FERC Account	2/29/2024	3/31/2024	4/30/2024	5/31/2024	6/30/2024	7/31/2024	8/31/2024	9/30/2024	10/31/2024	11/30/2024	12/31/2024	1/31/2025
4071	601002022	303.3	$ -	$ -	$ -	$ -	$ -	$ -	$ -	$ -	$ -	$ -	$ -	$ -
4072	601002023	303.3	$ 135,000	$ 135,000	$ 135,000	$ 135,000	$ 135,000	$ 135,000	$ 135,000	$ 135,000	$ 135,000	$ 135,000	$ 135,000	$ 135,000
4073	T680002024	369.0	$ -	$ -	$ -	$ -	$ -	$ -	$ -	$ -	$ -	$ -	$ -	$ -
4074	601002025	303.3	$ 242,245	$ 242,245	$ 242,245	$ 242,245	$ 242,245	$ 242,245	$ 242,245	$ 242,245	$ 242,245	$ 242,245	$ 242,245	$ 242,245
4075	T680002026	368.0	$ 492	$ 492	$ 492	$ 492	$ 492	$ 492	$ 492	$ 492	$ 492	$ 492	$ 492	$ 492
4076	T680002026	369.0	$ 1,970	$ 1,970	$ 1,970	$ 1,970	$ 1,970	$ 1,970	$ 1,970	$ 1,970	$ 1,970	$ 1,970	$ 1,970	$ 1,970
4077	601002027	303.3	$ 46,099	$ 46,099	$ 46,099	$ 46,099	$ 46,099	$ 46,099	$ 46,099	$ 46,099	$ 46,099	$ 46,099	$ 46,099	$ 46,099
4078	601002028	303.3	$ 41,417	$ 41,417	$ 41,417	$ 41,417	$ 41,417	$ 41,417	$ 41,417	$ 41,417	$ 41,417	$ 41,417	$ 41,417	$ 41,417
4079	T610002029	367.1	$ 119	$ 119	$ 119	$ 119	$ 119	$ 119	$ 119	$ 119	$ 119	$ 119	$ 119	$ 119
4080	T610002030	368.0	$ 23,508	$ 23,508	$ 23,508	$ 23,508	$ 23,508	$ 23,508	$ 23,508	$ 23,508	$ 23,508	$ 23,508	$ 23,508	$ 23,508
4081	T610002030	369.0	$ 94,031	$ 94,031	$ 94,031	$ 94,031	$ 94,031	$ 94,031	$ 94,031	$ 94,031	$ 94,031	$ 94,031	$ 94,031	$ 94,031
4082	T680002031	367.1	$ -	$ -	$ -	$ -	$ -	$ -	$ -	$ -	$ -	$ -	$ -	$ -
4083	T680002031	368.0	$ -	$ -	$ -	$ -	$ -	$ -	$ -	$ -	$ -	$ -	$ -	$ -
4084	T680002031	369.0	$ -	$ -	$ -	$ -	$ -	$ -	$ -	$ -	$ -	$ -	$ -	$ -
4085	629002032	368.0	$ -	$ -	$ -	$ -	$ -	$ -	$ -	$ -	$ -	$ -	$ -	$ -
4086	629002032	369.0	$ -	$ -	$ -	$ -	$ -	$ -	$ -	$ -	$ -	$ -	$ -	$ -
4087	T624002033	367.1	$ -	$ -	$ -	$ -	$ -	$ -	$ -	$ -	$ -	$ -	$ -	$ -
4088	T624002033	368.0	$ -	$ -	$ -	$ -	$ -	$ -	$ -	$ -	$ -	$ -	$ -	$ -
4089	T624002033	369.0	$ -	$ -	$ -	$ -	$ -	$ -	$ -	$ -	$ -	$ -	$ -	$ -
4090	601002034	376.1	$ 27,951	$ 27,951	$ 27,951	$ 27,951	$ 27,951	$ 27,951	$ 27,951	$ 27,951	$ 27,951	$ 27,951	$ 27,951	$ 27,951
4091	601002034	376.2	$ 195,655	$ 195,655	$ 195,655	$ 195,655	$ 195,655	$ 195,655	$ 195,655	$ 195,655	$ 195,655	$ 195,655	$ 195,655	$ 195,655
4092	601002034	376.4	$ 13,975	$ 13,975	$ 13,975	$ 13,975	$ 13,975	$ 13,975	$ 13,975	$ 13,975	$ 13,975	$ 13,975	$ 13,975	$ 13,975
4093	601002034	380.0	$ 41,926	$ 41,926	$ 41,926	$ 41,926	$ 41,926	$ 41,926	$ 41,926	$ 41,926	$ 41,926	$ 41,926	$ 41,926	$ 41,926
4094	601002035	303.3	$ 18,439	$ 18,439	$ 18,439	$ 18,439	$ 18,439	$ 18,439	$ 18,439	$ 18,439	$ 18,439	$ 18,439	$ 18,439	$ 18,439
4095	601002037	303.3	$ 56,459	$ 56,459	$ 56,459	$ 56,459	$ 56,459	$ 56,459	$ 56,459	$ 56,459	$ 56,459	$ 56,459	$ 56,459	$ 56,459
4096	624002038	390.0	$ -	$ -	$ -	$ -	$ -	$ -	$ -	$ -	$ -	$ -	$ -	$ -
4097	T610002039	368.0	$ -	$ -	$ -	$ -	$ -	$ -	$ -	$ -	$ -	$ -	$ -	$ -
4098	T610002039	369.0	$ -	$ -	$ -	$ -	$ -	$ -	$ -	$ -	$ -	$ -	$ -	$ -
4099	T624002040	367.1	$ -	$ -	$ -	$ -	$ -	$ -	$ -	$ -	$ -	$ -	$ -	$ -
4100	T624002040	368.0	$ -	$ -	$ -	$ -	$ -	$ -	$ -	$ -	$ -	$ -	$ -	$ -
4101	T624002040	369.0	$ -	$ -	$ -	$ -	$ -	$ -	$ -	$ -	$ -	$ -	$ -	$ -
4102	T624002041	367.1	$ -	$ -	$ -	$ -	$ -	$ -	$ -	$ -	$ -	$ -	$ -	$ -
4103	T624002041	368.0	$ -	$ -	$ -	$ -	$ -	$ -	$ -	$ -	$ -	$ -	$ -	$ -
4104	T624002041	369.0	$ -	$ -	$ -	$ -	$ -	$ -	$ -	$ -	$ -	$ -	$ -	$ -
4105	T660002042	367.1	$ -	$ -	$ -	$ -	$ -	$ -	$ -	$ -	$ -	$ -	$ -	$ -
4106	T660002042	368.0	$ -	$ -	$ -	$ -	$ -	$ -	$ -	$ -	$ -	$ -	$ -	$ -
4107	T660002042	369.0	$ -	$ -	$ -	$ -	$ -	$ -	$ -	$ -	$ -	$ -	$ -	$ -
4108	T660002043	367.1	$ -	$ -	$ -	$ -	$ -	$ -	$ -	$ -	$ -	$ -	$ -	$ -
4109	T660002043	368.0	$ -	$ -	$ -	$ -	$ -	$ -	$ -	$ -	$ -	$ -	$ -	$ -
4110	T660002043	369.0	$ -	$ -	$ -	$ -	$ -	$ -	$ -	$ -	$ -	$ -	$ -	$ -
4111	T660002044	367.1	$ -	$ -	$ -	$ -	$ -	$ -	$ -	$ -	$ -	$ -	$ -	$ -
4112	T660002044	368.0	$ -	$ -	$ -	$ -	$ -	$ -	$ -	$ -	$ -	$ -	$ -	$ -
4113	T660002044	369.0	$ -	$ -	$ -	$ -	$ -	$ -	$ -	$ -	$ -	$ -	$ -	$ -
4114	T660002045	367.1	$ -	$ -	$ -	$ -	$ -	$ -	$ -	$ -	$ -	$ -	$ -	$ -
4115	T660002045	368.0	$ -	$ -	$ -	$ -	$ -	$ -	$ -	$ -	$ -	$ -	$ -	$ -
4116	T660002045	369.0	$ -	$ -	$ -	$ -	$ -	$ -	$ -	$ -	$ -	$ -	$ -	$ -
4117	T610002046	367.1	$ -	$ -	$ -	$ -	$ -	$ -	$ -	$ -	$ -	$ -	$ -	$ -
4118	T626002047	367.1	$ -	$ -	$ -	$ -	$ -	$ -	$ -	$ -	$ -	$ -	$ -	$ -
4119	T626002047	368.0	$ -	$ -	$ -	$ -	$ -	$ -	$ -	$ -	$ -	$ -	$ -	$ -

Sponsored by NMGC Witness Erik C. Buchanan

NEW MEXICO GAS COMPANY, INC.

Gross Balances
Base Period - 12 Months Ending March 31, 2023
Future Test Year - 12 Months Ending September 30, 2025

	A	B	Z	AA	AB	AC	AD	AE	AF	AG
1										
2			Balance	Balance	Balance	Balance	Balance	Balance	Balance	Balance
3	Investment Number / Beginning Balance	FERC Account	2/28/2025	3/31/2025	4/30/2025	5/31/2025	6/30/2025	7/31/2025	8/31/2025	9/30/2025
4071	601002022	303.3	$ -	$ -	$ -	$ -	$ -	$ -	$ -	$ -
4072	601002023	303.3	$ 135,000	$ 135,000	$ 135,000	$ 135,000	$ 135,000	$ 135,000	$ 135,000	$ 135,000
4073	T680002024	369.0	$ -	$ -	$ -	$ -	$ -	$ -	$ -	$ -
4074	601002025	303.3	$ 242,245	$ 242,245	$ 242,245	$ 242,245	$ 242,245	$ 242,245	$ 242,245	$ 242,245
4075	T680002026	368.0	$ 492	$ 492	$ 492	$ 492	$ 492	$ 492	$ 492	$ 492
4076	T680002026	369.0	$ 1,970	$ 1,970	$ 1,970	$ 1,970	$ 1,970	$ 1,970	$ 1,970	$ 1,970
4077	601002027	303.3	$ 46,099	$ 46,099	$ 46,099	$ 46,099	$ 46,099	$ 46,099	$ 46,099	$ 46,099
4078	601002028	303.3	$ 41,417	$ 41,417	$ 41,417	$ 41,417	$ 41,417	$ 41,417	$ 41,417	$ 41,417
4079	T610002029	367.1	$ 119	$ 119	$ 119	$ 119	$ 119	$ 119	$ 119	$ 119
4080	T610002030	368.0	$ 23,508	$ 23,508	$ 23,508	$ 23,508	$ 23,508	$ 23,508	$ 23,508	$ 23,508
4081	T610002030	369.0	$ 94,031	$ 94,031	$ 94,031	$ 94,031	$ 94,031	$ 94,031	$ 94,031	$ 94,031
4082	T680002031	367.1	$ -	$ -	$ -	$ -	$ 47,784	$ 47,784	$ 47,784	$ 47,784
4083	T680002031	368.0	$ -	$ -	$ -	$ -	$ 6,826	$ 6,826	$ 6,826	$ 6,826
4084	T680002031	369.0	$ -	$ -	$ -	$ -	$ 13,652	$ 13,652	$ 13,652	$ 13,652
4085	629002032	368.0	$ -	$ -	$ -	$ -	$ -	$ -	$ -	$ -
4086	629002032	369.0	$ -	$ -	$ -	$ -	$ -	$ -	$ -	$ -
4087	T624002033	367.1	$ -	$ -	$ -	$ -	$ -	$ -	$ -	$ -
4088	T624002033	368.0	$ -	$ -	$ -	$ -	$ -	$ -	$ -	$ -
4089	T624002033	369.0	$ -	$ -	$ -	$ -	$ -	$ -	$ -	$ -
4090	601002034	376.1	$ 27,951	$ 27,951	$ 27,951	$ 27,951	$ 27,951	$ 27,951	$ 27,951	$ 27,951
4091	601002034	376.2	$ 195,655	$ 195,655	$ 195,655	$ 195,655	$ 195,655	$ 195,655	$ 195,655	$ 195,655
4092	601002034	376.4	$ 13,975	$ 13,975	$ 13,975	$ 13,975	$ 13,975	$ 13,975	$ 13,975	$ 13,975
4093	601002034	380.0	$ 41,926	$ 41,926	$ 41,926	$ 41,926	$ 41,926	$ 41,926	$ 41,926	$ 41,926
4094	601002035	303.3	$ 18,439	$ 18,439	$ 18,439	$ 18,439	$ 18,439	$ 18,439	$ 18,439	$ 18,439
4095	601002037	303.3	$ 56,459	$ 56,459	$ 56,459	$ 56,459	$ 56,459	$ 56,459	$ 56,459	$ 56,459
4096	624002038	390.0	$ -	$ -	$ -	$ -	$ -	$ -	$ -	$ -
4097	T610002039	368.0	$ -	$ -	$ -	$ -	$ -	$ -	$ -	$ -
4098	T610002039	369.0	$ -	$ -	$ -	$ -	$ -	$ -	$ -	$ -
4099	T624002040	367.1	$ -	$ -	$ -	$ -	$ -	$ -	$ -	$ -
4100	T624002040	368.0	$ -	$ -	$ -	$ -	$ -	$ -	$ -	$ -
4101	T624002040	369.0	$ -	$ -	$ -	$ -	$ -	$ -	$ -	$ -
4102	T624002041	367.1	$ -	$ -	$ -	$ -	$ -	$ -	$ -	$ -
4103	T624002041	368.0	$ -	$ -	$ -	$ -	$ -	$ -	$ -	$ -
4104	T624002041	369.0	$ -	$ -	$ -	$ -	$ -	$ -	$ -	$ -
4105	T660002042	367.1	$ -	$ -	$ -	$ -	$ -	$ -	$ -	$ -
4106	T660002042	368.0	$ -	$ -	$ -	$ -	$ -	$ -	$ -	$ -
4107	T660002042	369.0	$ -	$ -	$ -	$ -	$ -	$ -	$ -	$ -
4108	T660002043	367.1	$ -	$ -	$ -	$ -	$ -	$ -	$ -	$ -
4109	T660002043	368.0	$ -	$ -	$ -	$ -	$ -	$ -	$ -	$ -
4110	T660002043	369.0	$ -	$ -	$ -	$ -	$ -	$ -	$ -	$ -
4111	T660002044	367.1	$ -	$ -	$ -	$ -	$ -	$ -	$ -	$ -
4112	T660002044	368.0	$ -	$ -	$ -	$ -	$ -	$ -	$ -	$ -
4113	T660002044	369.0	$ -	$ -	$ -	$ -	$ -	$ -	$ -	$ -
4114	T660002045	367.1	$ -	$ -	$ -	$ -	$ -	$ -	$ -	$ -
4115	T660002045	368.0	$ -	$ -	$ -	$ -	$ -	$ -	$ -	$ -
4116	T660002045	369.0	$ -	$ -	$ -	$ -	$ -	$ -	$ -	$ -
4117	T610002046	367.1	$ -	$ -	$ -	$ -	$ -	$ -	$ -	$ -
4118	T626002047	367.1	$ -	$ -	$ -	$ -	$ -	$ -	$ -	$ -
4119	T626002047	368.0	$ -	$ -	$ -	$ -	$ -	$ -	$ -	$ -

Sponsored by NMGC Witness Erik C. Buchanan

NEW MEXICO GAS COMPANY, INC.

Gross Balances
Base Period - 12 Months Ending March 31, 2023
Future Test Year - 12 Months Ending September 30, 2025

	A	B	C	D	E	F	G	H	I	J	K	L	M
1			Adjusted Base Period										
2			Balance	Balance	Balance	Balance	Balance	Balance	Balance	Balance	Balance	Balance	Balance
3	Investment Number / Beginning Balance	FERC Account	3/31/2023	4/30/2023	5/31/2023	6/30/2023	7/31/2023	8/31/2023	9/30/2023	10/31/2023	11/30/2023	12/31/2023	1/31/2024
4120	T626002047	369.0	$ -	$ -	$ -	$ -	$ -	$ -	$ -	$ -	$ -	$ -	$ -
4121	T626002048	367.1	$ -	$ -	$ -	$ -	$ -	$ -	$ -	$ -	$ -	$ -	$ -
4122	T626002048	368.0	$ -	$ -	$ -	$ -	$ -	$ -	$ -	$ -	$ -	$ -	$ -
4123	T626002048	369.0	$ -	$ -	$ -	$ -	$ -	$ -	$ -	$ -	$ -	$ -	$ -
4124	T626002049	367.1	$ -	$ -	$ -	$ -	$ -	$ -	$ -	$ -	$ -	$ -	$ -
4125	T626002049	368.0	$ -	$ -	$ -	$ -	$ -	$ -	$ -	$ -	$ -	$ -	$ -
4126	T626002049	369.0	$ -	$ -	$ -	$ -	$ -	$ -	$ -	$ -	$ -	$ -	$ -
4127	T626002050	367.1	$ -	$ -	$ -	$ -	$ -	$ -	$ -	$ -	$ -	$ -	$ -
4128	T626002050	368.0	$ -	$ -	$ -	$ -	$ -	$ -	$ -	$ -	$ -	$ -	$ -
4129	T626002050	369.0	$ -	$ -	$ -	$ -	$ -	$ -	$ -	$ -	$ -	$ -	$ -
4130	T626002051	367.1	$ -	$ -	$ -	$ -	$ -	$ -	$ -	$ -	$ -	$ -	$ -
4131	T626002051	368.0	$ -	$ -	$ -	$ -	$ -	$ -	$ -	$ -	$ -	$ -	$ -
4132	T626002051	369.0	$ -	$ -	$ -	$ -	$ -	$ -	$ -	$ -	$ -	$ -	$ -
4133	T626002052	367.1	$ -	$ -	$ -	$ -	$ -	$ -	$ -	$ -	$ -	$ -	$ -
4134	T626002052	368.0	$ -	$ -	$ -	$ -	$ -	$ -	$ -	$ -	$ -	$ -	$ -
4135	T626002052	369.0	$ -	$ -	$ -	$ -	$ -	$ -	$ -	$ -	$ -	$ -	$ -
4136	T624002053	367.1	$ -	$ -	$ -	$ -	$ -	$ -	$ -	$ -	$ -	$ -	$ -
4137	T624002053	368.0	$ -	$ -	$ -	$ -	$ -	$ -	$ -	$ -	$ -	$ -	$ -
4138	T624002053	369.0	$ -	$ -	$ -	$ -	$ -	$ -	$ -	$ -	$ -	$ -	$ -
4139	T610002054	367.1	$ -	$ -	$ -	$ -	$ -	$ -	$ -	$ -	$ -	$ -	$ -
4140	T610002054	368.0	$ -	$ -	$ -	$ -	$ -	$ -	$ -	$ -	$ -	$ -	$ -
4141	T610002054	369.0	$ -	$ -	$ -	$ -	$ -	$ -	$ -	$ -	$ -	$ -	$ -
4142	T601002055	367.1	$ -	$ -	$ -	$ -	$ -	$ -	$ -	$ -	$ -	$ -	$ -
4143	T601002055	368.0	$ -	$ -	$ -	$ -	$ -	$ -	$ -	$ -	$ -	$ -	$ -
4144	T601002055	369.0	$ -	$ -	$ -	$ -	$ -	$ -	$ -	$ -	$ -	$ -	$ -
4145	T601002056	367.1	$ -	$ -	$ -	$ -	$ -	$ -	$ -	$ -	$ -	$ -	$ -
4146	T601002056	368.0	$ -	$ -	$ -	$ -	$ -	$ -	$ -	$ -	$ -	$ -	$ -
4147	T601002056	369.0	$ -	$ -	$ -	$ -	$ -	$ -	$ -	$ -	$ -	$ -	$ -
4148	T601002057	367.1	$ -	$ -	$ -	$ -	$ -	$ -	$ -	$ -	$ -	$ -	$ -
4149	T601002057	368.0	$ -	$ -	$ -	$ -	$ -	$ -	$ -	$ -	$ -	$ -	$ -
4150	T601002057	369.0	$ -	$ -	$ -	$ -	$ -	$ -	$ -	$ -	$ -	$ -	$ -
4151	T601002058	367.1	$ -	$ -	$ -	$ -	$ -	$ -	$ -	$ -	$ -	$ -	$ -
4152	T601002058	368.0	$ -	$ -	$ -	$ -	$ -	$ -	$ -	$ -	$ -	$ -	$ -
4153	T601002058	369.0	$ -	$ -	$ -	$ -	$ -	$ -	$ -	$ -	$ -	$ -	$ -
4154	T601002059	367.1	$ -	$ -	$ -	$ -	$ -	$ -	$ -	$ -	$ -	$ -	$ -
4155	T601002059	368.0	$ -	$ -	$ -	$ -	$ -	$ -	$ -	$ -	$ -	$ -	$ -
4156	T601002059	369.0	$ -	$ -	$ -	$ -	$ -	$ -	$ -	$ -	$ -	$ -	$ -
4157	T601002060	367.1	$ -	$ -	$ -	$ -	$ -	$ -	$ -	$ -	$ -	$ -	$ -
4158	T601002060	368.0	$ -	$ -	$ -	$ -	$ -	$ -	$ -	$ -	$ -	$ -	$ -
4159	T601002060	369.0	$ -	$ -	$ -	$ -	$ -	$ -	$ -	$ -	$ -	$ -	$ -
4160	T601002061	367.1	$ -	$ -	$ -	$ -	$ -	$ -	$ -	$ -	$ -	$ -	$ -
4161	T601002061	368.0	$ -	$ -	$ -	$ -	$ -	$ -	$ -	$ -	$ -	$ -	$ -
4162	T601002061	369.0	$ -	$ -	$ -	$ -	$ -	$ -	$ -	$ -	$ -	$ -	$ -
4163	T601002062	367.1	$ -	$ -	$ -	$ -	$ -	$ -	$ -	$ -	$ -	$ -	$ -
4164	T601002062	368.0	$ -	$ -	$ -	$ -	$ -	$ -	$ -	$ -	$ -	$ -	$ -
4165	T601002062	369.0	$ -	$ -	$ -	$ -	$ -	$ -	$ -	$ -	$ -	$ -	$ -
4166	T601002063	367.1	$ -	$ -	$ -	$ -	$ -	$ -	$ -	$ -	$ -	$ -	$ -
4167	T601002063	368.0	$ -	$ -	$ -	$ -	$ -	$ -	$ -	$ -	$ -	$ -	$ -
4168	T601002063	369.0	$ -	$ -	$ -	$ -	$ -	$ -	$ -	$ -	$ -	$ -	$ -

Sponsored by NMGC Witness Erik C. Buchanan

NEW MEXICO GAS COMPANY, INC.

Gross Balances
Base Period - 12 Months Ending March 31, 2023
Future Test Year - 12 Months Ending September 30, 2025

	A	B	N	O	P	Q	R	S	T	U	V	W	X	Y
1														
2			Balance	Balance	Balance	Balance	Balance	Balance	Balance	Balance	Balance	Balance	Balance	Balance
3	Investment Number / Beginning Balance	FERC Account	2/29/2024	3/31/2024	4/30/2024	5/31/2024	6/30/2024	7/31/2024	8/31/2024	9/30/2024	10/31/2024	11/30/2024	12/31/2024	1/31/2025
4120	T626002047	369.0	$ -	$ -	$ -	$ -	$ -	$ -	$ -	$ -	$ -	$ -	$ -	$ -
4121	T626002048	367.1	$ -	$ -	$ -	$ -	$ -	$ -	$ -	$ -	$ -	$ -	$ -	$ -
4122	T626002048	368.0	$ -	$ -	$ -	$ -	$ -	$ -	$ -	$ -	$ -	$ -	$ -	$ -
4123	T626002048	369.0	$ -	$ -	$ -	$ -	$ -	$ -	$ -	$ -	$ -	$ -	$ -	$ -
4124	T626002049	367.1	$ -	$ -	$ -	$ -	$ -	$ -	$ -	$ -	$ -	$ -	$ -	$ -
4125	T626002049	368.0	$ -	$ -	$ -	$ -	$ -	$ -	$ -	$ -	$ -	$ -	$ -	$ -
4126	T626002049	369.0	$ -	$ -	$ -	$ -	$ -	$ -	$ -	$ -	$ -	$ -	$ -	$ -
4127	T626002050	367.1	$ -	$ -	$ -	$ -	$ -	$ -	$ -	$ -	$ -	$ -	$ -	$ -
4128	T626002050	368.0	$ -	$ -	$ -	$ -	$ -	$ -	$ -	$ -	$ -	$ -	$ -	$ -
4129	T626002050	369.0	$ -	$ -	$ -	$ -	$ -	$ -	$ -	$ -	$ -	$ -	$ -	$ -
4130	T626002051	367.1	$ -	$ -	$ -	$ -	$ -	$ -	$ -	$ -	$ -	$ -	$ -	$ -
4131	T626002051	368.0	$ -	$ -	$ -	$ -	$ -	$ -	$ -	$ -	$ -	$ -	$ -	$ -
4132	T626002051	369.0	$ -	$ -	$ -	$ -	$ -	$ -	$ -	$ -	$ -	$ -	$ -	$ -
4133	T626002052	367.1	$ -	$ -	$ -	$ -	$ -	$ -	$ -	$ -	$ -	$ -	$ -	$ -
4134	T626002052	368.0	$ -	$ -	$ -	$ -	$ -	$ -	$ -	$ -	$ -	$ -	$ -	$ -
4135	T626002052	369.0	$ -	$ -	$ -	$ -	$ -	$ -	$ -	$ -	$ -	$ -	$ -	$ -
4136	T624002053	367.1	$ -	$ -	$ -	$ -	$ -	$ -	$ -	$ -	$ -	$ -	$ -	$ -
4137	T624002053	368.0	$ -	$ -	$ -	$ -	$ -	$ -	$ -	$ -	$ -	$ -	$ -	$ -
4138	T624002053	369.0	$ -	$ -	$ -	$ -	$ -	$ -	$ -	$ -	$ -	$ -	$ -	$ -
4139	T610002054	367.1	$ -	$ -	$ -	$ -	$ -	$ -	$ -	$ -	$ -	$ -	$ -	$ -
4140	T610002054	368.0	$ -	$ -	$ -	$ -	$ -	$ -	$ -	$ -	$ -	$ -	$ -	$ -
4141	T610002054	369.0	$ -	$ -	$ -	$ -	$ -	$ -	$ -	$ -	$ -	$ -	$ -	$ -
4142	T601002055	367.1	$ -	$ -	$ -	$ -	$ -	$ -	$ -	$ -	$ -	$ -	$ -	$ -
4143	T601002055	368.0	$ -	$ -	$ -	$ -	$ -	$ -	$ -	$ -	$ -	$ -	$ -	$ -
4144	T601002055	369.0	$ -	$ -	$ -	$ -	$ -	$ -	$ -	$ -	$ -	$ -	$ -	$ -
4145	T601002056	367.1	$ -	$ -	$ -	$ -	$ -	$ -	$ -	$ -	$ -	$ -	$ -	$ -
4146	T601002056	368.0	$ -	$ -	$ -	$ -	$ -	$ -	$ -	$ -	$ -	$ -	$ -	$ -
4147	T601002056	369.0	$ -	$ -	$ -	$ -	$ -	$ -	$ -	$ -	$ -	$ -	$ -	$ -
4148	T601002057	367.1	$ -	$ -	$ -	$ -	$ -	$ -	$ -	$ -	$ -	$ -	$ -	$ -
4149	T601002057	368.0	$ -	$ -	$ -	$ -	$ -	$ -	$ -	$ -	$ -	$ -	$ -	$ -
4150	T601002057	369.0	$ -	$ -	$ -	$ -	$ -	$ -	$ -	$ -	$ -	$ -	$ -	$ -
4151	T601002058	367.1	$ -	$ -	$ -	$ -	$ -	$ -	$ -	$ -	$ -	$ -	$ -	$ -
4152	T601002058	368.0	$ -	$ -	$ -	$ -	$ -	$ -	$ -	$ -	$ -	$ -	$ -	$ -
4153	T601002058	369.0	$ -	$ -	$ -	$ -	$ -	$ -	$ -	$ -	$ -	$ -	$ -	$ -
4154	T601002059	367.1	$ -	$ -	$ -	$ -	$ -	$ -	$ -	$ -	$ -	$ -	$ -	$ -
4155	T601002059	368.0	$ -	$ -	$ -	$ -	$ -	$ -	$ -	$ -	$ -	$ -	$ -	$ -
4156	T601002059	369.0	$ -	$ -	$ -	$ -	$ -	$ -	$ -	$ -	$ -	$ -	$ -	$ -
4157	T601002060	367.1	$ -	$ -	$ -	$ -	$ -	$ -	$ -	$ -	$ -	$ -	$ -	$ -
4158	T601002060	368.0	$ -	$ -	$ -	$ -	$ -	$ -	$ -	$ -	$ -	$ -	$ -	$ -
4159	T601002060	369.0	$ -	$ -	$ -	$ -	$ -	$ -	$ -	$ -	$ -	$ -	$ -	$ -
4160	T601002061	367.1	$ -	$ -	$ -	$ -	$ -	$ -	$ -	$ -	$ -	$ -	$ -	$ -
4161	T601002061	368.0	$ -	$ -	$ -	$ -	$ -	$ -	$ -	$ -	$ -	$ -	$ -	$ -
4162	T601002061	369.0	$ -	$ -	$ -	$ -	$ -	$ -	$ -	$ -	$ -	$ -	$ -	$ -
4163	T601002062	367.1	$ -	$ -	$ -	$ -	$ -	$ -	$ -	$ -	$ -	$ -	$ -	$ -
4164	T601002062	368.0	$ -	$ -	$ -	$ -	$ -	$ -	$ -	$ -	$ -	$ -	$ -	$ -
4165	T601002062	369.0	$ -	$ -	$ -	$ -	$ -	$ -	$ -	$ -	$ -	$ -	$ -	$ -
4166	T601002063	367.1	$ -	$ -	$ -	$ -	$ -	$ -	$ -	$ -	$ -	$ -	$ -	$ -
4167	T601002063	368.0	$ -	$ -	$ -	$ -	$ -	$ -	$ -	$ -	$ -	$ -	$ -	$ -
4168	T601002063	369.0	$ -	$ -	$ -	$ -	$ -	$ -	$ -	$ -	$ -	$ -	$ -	$ -

Sponsored by NMGC Witness Erik C. Buchanan

NEW MEXICO GAS COMPANY, INC.

Gross Balances
Base Period - 12 Months Ending March 31, 2023
Future Test Year - 12 Months Ending September 30, 2025

	A	B	Z	AA	AB	AC	AD	AE	AF	AG
1										
2			Balance	Balance	Balance	Balance	Balance	Balance	Balance	Balance
3	Investment Number / Beginning Balance	FERC Account	2/28/2025	3/31/2025	4/30/2025	5/31/2025	6/30/2025	7/31/2025	8/31/2025	9/30/2025
4120	T626002047	369.0	$ -	$ -	$ -	$ -	$ -	$ -	$ -	$ -
4121	T626002048	367.1	$ -	$ -	$ -	$ -	$ -	$ -	$ -	$ -
4122	T626002048	368.0	$ -	$ -	$ -	$ -	$ -	$ -	$ -	$ -
4123	T626002048	369.0	$ -	$ -	$ -	$ -	$ -	$ -	$ -	$ -
4124	T626002049	367.1	$ -	$ -	$ -	$ -	$ -	$ -	$ -	$ -
4125	T626002049	368.0	$ -	$ -	$ -	$ -	$ -	$ -	$ -	$ -
4126	T626002049	369.0	$ -	$ -	$ -	$ -	$ -	$ -	$ -	$ -
4127	T626002050	367.1	$ -	$ -	$ -	$ -	$ -	$ -	$ -	$ -
4128	T626002050	368.0	$ -	$ -	$ -	$ -	$ -	$ -	$ -	$ -
4129	T626002050	369.0	$ -	$ -	$ -	$ -	$ -	$ -	$ -	$ -
4130	T626002051	367.1	$ -	$ -	$ -	$ -	$ -	$ -	$ -	$ -
4131	T626002051	368.0	$ -	$ -	$ -	$ -	$ -	$ -	$ -	$ -
4132	T626002051	369.0	$ -	$ -	$ -	$ -	$ -	$ -	$ -	$ -
4133	T626002052	367.1	$ -	$ -	$ -	$ -	$ -	$ -	$ -	$ -
4134	T626002052	368.0	$ -	$ -	$ -	$ -	$ -	$ -	$ -	$ -
4135	T626002052	369.0	$ -	$ -	$ -	$ -	$ -	$ -	$ -	$ -
4136	T624002053	367.1	$ -	$ -	$ -	$ -	$ -	$ -	$ -	$ -
4137	T624002053	368.0	$ -	$ -	$ -	$ -	$ -	$ -	$ -	$ -
4138	T624002053	369.0	$ -	$ -	$ -	$ -	$ -	$ -	$ -	$ -
4139	T610002054	367.1	$ -	$ -	$ -	$ -	$ -	$ -	$ -	$ -
4140	T610002054	368.0	$ -	$ -	$ -	$ -	$ -	$ -	$ -	$ -
4141	T610002054	369.0	$ -	$ -	$ -	$ -	$ -	$ -	$ -	$ -
4142	T601002055	367.1	$ -	$ -	$ -	$ -	$ -	$ -	$ -	$ -
4143	T601002055	368.0	$ -	$ -	$ -	$ -	$ -	$ -	$ -	$ -
4144	T601002055	369.0	$ -	$ -	$ -	$ -	$ -	$ -	$ -	$ -
4145	T601002056	367.1	$ -	$ -	$ -	$ -	$ -	$ -	$ -	$ -
4146	T601002056	368.0	$ -	$ -	$ -	$ -	$ -	$ -	$ -	$ -
4147	T601002056	369.0	$ -	$ -	$ -	$ -	$ -	$ -	$ -	$ -
4148	T601002057	367.1	$ -	$ -	$ -	$ -	$ -	$ -	$ -	$ -
4149	T601002057	368.0	$ -	$ -	$ -	$ -	$ -	$ -	$ -	$ -
4150	T601002057	369.0	$ -	$ -	$ -	$ -	$ -	$ -	$ -	$ -
4151	T601002058	367.1	$ -	$ -	$ -	$ -	$ -	$ -	$ -	$ -
4152	T601002058	368.0	$ -	$ -	$ -	$ -	$ -	$ -	$ -	$ -
4153	T601002058	369.0	$ -	$ -	$ -	$ -	$ -	$ -	$ -	$ -
4154	T601002059	367.1	$ -	$ -	$ -	$ -	$ -	$ -	$ -	$ -
4155	T601002059	368.0	$ -	$ -	$ -	$ -	$ -	$ -	$ -	$ -
4156	T601002059	369.0	$ -	$ -	$ -	$ -	$ -	$ -	$ -	$ -
4157	T601002060	367.1	$ -	$ -	$ -	$ -	$ -	$ -	$ -	$ -
4158	T601002060	368.0	$ -	$ -	$ -	$ -	$ -	$ -	$ -	$ -
4159	T601002060	369.0	$ -	$ -	$ -	$ -	$ -	$ -	$ -	$ -
4160	T601002061	367.1	$ -	$ -	$ -	$ -	$ -	$ -	$ -	$ -
4161	T601002061	368.0	$ -	$ -	$ -	$ -	$ -	$ -	$ -	$ -
4162	T601002061	369.0	$ -	$ -	$ -	$ -	$ -	$ -	$ -	$ -
4163	T601002062	367.1	$ -	$ -	$ -	$ -	$ -	$ -	$ -	$ -
4164	T601002062	368.0	$ -	$ -	$ -	$ -	$ -	$ -	$ -	$ -
4165	T601002062	369.0	$ -	$ -	$ -	$ -	$ -	$ -	$ -	$ -
4166	T601002063	367.1	$ -	$ -	$ -	$ -	$ -	$ -	$ -	$ -
4167	T601002063	368.0	$ -	$ -	$ -	$ -	$ -	$ -	$ -	$ -
4168	T601002063	369.0	$ -	$ -	$ -	$ -	$ -	$ -	$ -	$ -

Sponsored by NMGC Witness Erik C. Buchanan

NEW MEXICO GAS COMPANY, INC.

Gross Balances
Base Period - 12 Months Ending March 31, 2023
Future Test Year - 12 Months Ending September 30, 2025

	A	B	C	D	E	F	G	H	I	J	K	L	M
1			Adjusted Base Period										
2			Balance	Balance	Balance	Balance	Balance	Balance	Balance	Balance	Balance	Balance	Balance
3	Investment Number / Beginning Balance	FERC Account	3/31/2023	4/30/2023	5/31/2023	6/30/2023	7/31/2023	8/31/2023	9/30/2023	10/31/2023	11/30/2023	12/31/2023	1/31/2024
4169	T601002064	367.1	$ -	$ -	$ -	$ -	$ -	$ -	$ -	$ -	$ -	$ -	$ -
4170	T601002064	368.0	$ -	$ -	$ -	$ -	$ -	$ -	$ -	$ -	$ -	$ -	$ -
4171	T601002064	369.0	$ -	$ -	$ -	$ -	$ -	$ -	$ -	$ -	$ -	$ -	$ -
4172	T601002065	367.1	$ -	$ -	$ -	$ -	$ -	$ -	$ -	$ -	$ -	$ -	$ -
4173	T601002065	368.0	$ -	$ -	$ -	$ -	$ -	$ -	$ -	$ -	$ -	$ -	$ -
4174	T601002065	369.0	$ -	$ -	$ -	$ -	$ -	$ -	$ -	$ -	$ -	$ -	$ -
4175	T601002066	367.1	$ -	$ -	$ -	$ -	$ -	$ -	$ -	$ -	$ -	$ -	$ -
4176	T601002066	368.0	$ -	$ -	$ -	$ -	$ -	$ -	$ -	$ -	$ -	$ -	$ -
4177	T601002066	369.0	$ -	$ -	$ -	$ -	$ -	$ -	$ -	$ -	$ -	$ -	$ -
4178	T601002067	367.1	$ -	$ -	$ -	$ -	$ -	$ -	$ -	$ -	$ -	$ -	$ -
4179	T601002067	368.0	$ -	$ -	$ -	$ -	$ -	$ -	$ -	$ -	$ -	$ -	$ -
4180	T601002067	369.0	$ -	$ -	$ -	$ -	$ -	$ -	$ -	$ -	$ -	$ -	$ -
4181	T601002068	367.1	$ -	$ -	$ -	$ -	$ -	$ -	$ -	$ -	$ -	$ -	$ -
4182	T601002068	368.0	$ -	$ -	$ -	$ -	$ -	$ -	$ -	$ -	$ -	$ -	$ -
4183	T601002068	369.0	$ -	$ -	$ -	$ -	$ -	$ -	$ -	$ -	$ -	$ -	$ -
4184	T601002069	367.1	$ -	$ -	$ -	$ -	$ -	$ -	$ -	$ -	$ -	$ -	$ -
4185	T601002069	368.0	$ -	$ -	$ -	$ -	$ -	$ -	$ -	$ -	$ -	$ -	$ -
4186	T601002069	369.0	$ -	$ -	$ -	$ -	$ -	$ -	$ -	$ -	$ -	$ -	$ -
4187	T601002070	367.1	$ -	$ -	$ -	$ -	$ -	$ -	$ -	$ -	$ -	$ -	$ -
4188	T601002070	368.0	$ -	$ -	$ -	$ -	$ -	$ -	$ -	$ -	$ -	$ -	$ -
4189	T601002070	369.0	$ -	$ -	$ -	$ -	$ -	$ -	$ -	$ -	$ -	$ -	$ -
4190	T601002071	367.1	$ -	$ -	$ -	$ -	$ -	$ -	$ -	$ -	$ -	$ -	$ -
4191	T601002071	368.0	$ -	$ -	$ -	$ -	$ -	$ -	$ -	$ -	$ -	$ -	$ -
4192	T601002071	369.0	$ -	$ -	$ -	$ -	$ -	$ -	$ -	$ -	$ -	$ -	$ -
4193	T601002072	367.1	$ -	$ -	$ -	$ -	$ -	$ -	$ -	$ -	$ -	$ -	$ -
4194	T601002072	368.0	$ -	$ -	$ -	$ -	$ -	$ -	$ -	$ -	$ -	$ -	$ -
4195	T601002072	369.0	$ -	$ -	$ -	$ -	$ -	$ -	$ -	$ -	$ -	$ -	$ -
4196	T624002073	367.1	$ -	$ -	$ -	$ -	$ -	$ -	$ -	$ -	$ -	$ -	$ -
4197	T624002073	368.0	$ -	$ -	$ -	$ -	$ -	$ -	$ -	$ -	$ -	$ -	$ -
4198	T624002073	369.0	$ -	$ -	$ -	$ -	$ -	$ -	$ -	$ -	$ -	$ -	$ -
4199	T624002074	367.1	$ -	$ -	$ -	$ -	$ -	$ -	$ -	$ -	$ -	$ -	$ -
4200	T624002074	368.0	$ -	$ -	$ -	$ -	$ -	$ -	$ -	$ -	$ -	$ -	$ -
4201	T624002074	369.0	$ -	$ -	$ -	$ -	$ -	$ -	$ -	$ -	$ -	$ -	$ -
4202	667002075	390.0	$ -	$ -	$ -	$ -	$ -	$ -	$ -	$ -	$ -	$ -	$ -
4203	T624002076	367.1	$ -	$ -	$ -	$ -	$ -	$ -	$ -	$ -	$ -	$ -	$ -
4204	T624002076	368.0	$ -	$ -	$ -	$ -	$ -	$ -	$ -	$ -	$ -	$ -	$ -
4205	T624002076	369.0	$ -	$ -	$ -	$ -	$ -	$ -	$ -	$ -	$ -	$ -	$ -
4206	T624002077	367.1	$ -	$ -	$ -	$ -	$ -	$ -	$ -	$ -	$ -	$ -	$ -
4207	T624002077	368.0	$ -	$ -	$ -	$ -	$ -	$ -	$ -	$ -	$ -	$ -	$ -
4208	T624002077	369.0	$ -	$ -	$ -	$ -	$ -	$ -	$ -	$ -	$ -	$ -	$ -
4209	T624002078	367.1	$ -	$ -	$ -	$ -	$ -	$ -	$ -	$ -	$ -	$ -	$ -
4210	T624002078	368.0	$ -	$ -	$ -	$ -	$ -	$ -	$ -	$ -	$ -	$ -	$ -
4211	T624002078	369.0	$ -	$ -	$ -	$ -	$ -	$ -	$ -	$ -	$ -	$ -	$ -
4212	T624002079	367.1	$ -	$ -	$ -	$ -	$ -	$ -	$ -	$ -	$ -	$ -	$ -
4213	T624002079	368.0	$ -	$ -	$ -	$ -	$ -	$ -	$ -	$ -	$ -	$ -	$ -
4214	T624002079	369.0	$ -	$ -	$ -	$ -	$ -	$ -	$ -	$ -	$ -	$ -	$ -
4215	T621002080	367.1	$ -	$ -	$ -	$ -	$ -	$ -	$ -	$ -	$ -	$ -	$ -
4216	T621002080	368.0	$ -	$ -	$ -	$ -	$ -	$ -	$ -	$ -	$ -	$ -	$ -
4217	T621002080	369.0	$ -	$ -	$ -	$ -	$ -	$ -	$ -	$ -	$ -	$ -	$ -

Sponsored by NMGC Witness Erik C. Buchanan

WP Plant 3 Gross Balances

NEW MEXICO GAS COMPANY, INC.

Gross Balances
Base Period - 12 Months Ending March 31, 2023
Future Test Year - 12 Months Ending September 30, 2025

	A	B	N	O	P	Q	R	S	T	U	V	W	X	Y
1														
2			Balance	Balance	Balance	Balance	Balance	Balance	Balance	Balance	Balance	Balance	Balance	Balance
3	Investment Number / Beginning Balance	FERC Account	2/29/2024	3/31/2024	4/30/2024	5/31/2024	6/30/2024	7/31/2024	8/31/2024	9/30/2024	10/31/2024	11/30/2024	12/31/2024	1/31/2025
4169	T601002064	367.1	$ -	$ -	$ -	$ -	$ -	$ -	$ -	$ -	$ -	$ -	$ -	$ -
4170	T601002064	368.0	$ -	$ -	$ -	$ -	$ -	$ -	$ -	$ -	$ -	$ -	$ -	$ -
4171	T601002064	369.0	$ -	$ -	$ -	$ -	$ -	$ -	$ -	$ -	$ -	$ -	$ -	$ -
4172	T601002065	367.1	$ -	$ -	$ -	$ -	$ -	$ -	$ -	$ -	$ -	$ -	$ -	$ -
4173	T601002065	368.0	$ -	$ -	$ -	$ -	$ -	$ -	$ -	$ -	$ -	$ -	$ -	$ -
4174	T601002065	369.0	$ -	$ -	$ -	$ -	$ -	$ -	$ -	$ -	$ -	$ -	$ -	$ -
4175	T601002066	367.1	$ -	$ -	$ -	$ -	$ -	$ -	$ -	$ -	$ -	$ -	$ -	$ -
4176	T601002066	368.0	$ -	$ -	$ -	$ -	$ -	$ -	$ -	$ -	$ -	$ -	$ -	$ -
4177	T601002066	369.0	$ -	$ -	$ -	$ -	$ -	$ -	$ -	$ -	$ -	$ -	$ -	$ -
4178	T601002067	367.1	$ -	$ -	$ -	$ -	$ -	$ -	$ -	$ -	$ -	$ -	$ -	$ -
4179	T601002067	368.0	$ -	$ -	$ -	$ -	$ -	$ -	$ -	$ -	$ -	$ -	$ -	$ -
4180	T601002067	369.0	$ -	$ -	$ -	$ -	$ -	$ -	$ -	$ -	$ -	$ -	$ -	$ -
4181	T601002068	367.1	$ -	$ -	$ -	$ -	$ -	$ -	$ -	$ -	$ -	$ -	$ -	$ -
4182	T601002068	368.0	$ -	$ -	$ -	$ -	$ -	$ -	$ -	$ -	$ -	$ -	$ -	$ -
4183	T601002068	369.0	$ -	$ -	$ -	$ -	$ -	$ -	$ -	$ -	$ -	$ -	$ -	$ -
4184	T601002069	367.1	$ -	$ -	$ -	$ -	$ -	$ -	$ -	$ -	$ -	$ -	$ -	$ -
4185	T601002069	368.0	$ -	$ -	$ -	$ -	$ -	$ -	$ -	$ -	$ -	$ -	$ -	$ -
4186	T601002069	369.0	$ -	$ -	$ -	$ -	$ -	$ -	$ -	$ -	$ -	$ -	$ -	$ -
4187	T601002070	367.1	$ -	$ -	$ -	$ -	$ -	$ -	$ -	$ -	$ -	$ -	$ -	$ -
4188	T601002070	368.0	$ -	$ -	$ -	$ -	$ -	$ -	$ -	$ -	$ -	$ -	$ -	$ -
4189	T601002070	369.0	$ -	$ -	$ -	$ -	$ -	$ -	$ -	$ -	$ -	$ -	$ -	$ -
4190	T601002071	367.1	$ -	$ -	$ -	$ -	$ -	$ -	$ -	$ -	$ -	$ -	$ -	$ -
4191	T601002071	368.0	$ -	$ -	$ -	$ -	$ -	$ -	$ -	$ -	$ -	$ -	$ -	$ -
4192	T601002071	369.0	$ -	$ -	$ -	$ -	$ -	$ -	$ -	$ -	$ -	$ -	$ -	$ -
4193	T601002072	367.1	$ -	$ -	$ -	$ -	$ -	$ -	$ -	$ -	$ -	$ -	$ -	$ -
4194	T601002072	368.0	$ -	$ -	$ -	$ -	$ -	$ -	$ -	$ -	$ -	$ -	$ -	$ -
4195	T601002072	369.0	$ -	$ -	$ -	$ -	$ -	$ -	$ -	$ -	$ -	$ -	$ -	$ -
4196	T624002073	367.1	$ -	$ -	$ -	$ -	$ -	$ -	$ -	$ -	$ -	$ -	$ -	$ -
4197	T624002073	368.0	$ -	$ -	$ -	$ -	$ -	$ -	$ -	$ -	$ -	$ -	$ -	$ -
4198	T624002073	369.0	$ -	$ -	$ -	$ -	$ -	$ -	$ -	$ -	$ -	$ -	$ -	$ -
4199	T624002074	367.1	$ -	$ -	$ -	$ -	$ -	$ -	$ -	$ -	$ -	$ -	$ -	$ -
4200	T624002074	368.0	$ -	$ -	$ -	$ -	$ -	$ -	$ -	$ -	$ -	$ -	$ -	$ -
4201	T624002074	369.0	$ -	$ -	$ -	$ -	$ -	$ -	$ -	$ -	$ -	$ -	$ -	$ -
4202	667002075	390.0	$ -	$ -	$ -	$ -	$ -	$ -	$ -	$ -	$ -	$ -	$ -	$ -
4203	T624002076	367.1	$ -	$ -	$ -	$ -	$ -	$ -	$ -	$ -	$ -	$ -	$ -	$ -
4204	T624002076	368.0	$ -	$ -	$ -	$ -	$ -	$ -	$ -	$ -	$ -	$ -	$ -	$ -
4205	T624002076	369.0	$ -	$ -	$ -	$ -	$ -	$ -	$ -	$ -	$ -	$ -	$ -	$ -
4206	T624002077	367.1	$ -	$ -	$ -	$ -	$ -	$ -	$ -	$ -	$ -	$ -	$ -	$ -
4207	T624002077	368.0	$ -	$ -	$ -	$ -	$ -	$ -	$ -	$ -	$ -	$ -	$ -	$ -
4208	T624002077	369.0	$ -	$ -	$ -	$ -	$ -	$ -	$ -	$ -	$ -	$ -	$ -	$ -
4209	T624002078	367.1	$ -	$ -	$ -	$ -	$ -	$ -	$ -	$ -	$ -	$ -	$ -	$ -
4210	T624002078	368.0	$ -	$ -	$ -	$ -	$ -	$ -	$ -	$ -	$ -	$ -	$ -	$ -
4211	T624002078	369.0	$ -	$ -	$ -	$ -	$ -	$ -	$ -	$ -	$ -	$ -	$ -	$ -
4212	T624002079	367.1	$ -	$ -	$ -	$ -	$ -	$ -	$ -	$ -	$ -	$ -	$ -	$ -
4213	T624002079	368.0	$ -	$ -	$ -	$ -	$ -	$ -	$ -	$ -	$ -	$ -	$ -	$ -
4214	T624002079	369.0	$ -	$ -	$ -	$ -	$ -	$ -	$ -	$ -	$ -	$ -	$ -	$ -
4215	T621002080	367.1	$ -	$ -	$ -	$ -	$ -	$ -	$ -	$ -	$ -	$ -	$ -	$ -
4216	T621002080	368.0	$ -	$ -	$ -	$ -	$ -	$ -	$ -	$ -	$ -	$ -	$ -	$ -
4217	T621002080	369.0	$ -	$ -	$ -	$ -	$ -	$ -	$ -	$ -	$ -	$ -	$ -	$ -

Sponsored by NMGC Witness Erik C. Buchanan

WP Plant 3 Gross Balances

NEW MEXICO GAS COMPANY, INC.

Gross Balances
Base Period - 12 Months Ending March 31, 2023
Future Test Year - 12 Months Ending September 30, 2025

	A	B	Z	AA	AB	AC	AD	AE	AF	AG
1										
2			Balance	Balance	Balance	Balance	Balance	Balance	Balance	Balance
3	Investment Number / Beginning Balance	FERC Account	2/28/2025	3/31/2025	4/30/2025	5/31/2025	6/30/2025	7/31/2025	8/31/2025	9/30/2025
4169	T601002064	367.1	$ -	$ -	$ -	$ -	$ -	$ -	$ -	$ -
4170	T601002064	368.0	$ -	$ -	$ -	$ -	$ -	$ -	$ -	$ -
4171	T601002064	369.0	$ -	$ -	$ -	$ -	$ -	$ -	$ -	$ -
4172	T601002065	367.1	$ -	$ -	$ -	$ -	$ -	$ -	$ -	$ -
4173	T601002065	368.0	$ -	$ -	$ -	$ -	$ -	$ -	$ -	$ -
4174	T601002065	369.0	$ -	$ -	$ -	$ -	$ -	$ -	$ -	$ -
4175	T601002066	367.1	$ -	$ -	$ -	$ -	$ -	$ -	$ -	$ -
4176	T601002066	368.0	$ -	$ -	$ -	$ -	$ -	$ -	$ -	$ -
4177	T601002066	369.0	$ -	$ -	$ -	$ -	$ -	$ -	$ -	$ -
4178	T601002067	367.1	$ -	$ -	$ -	$ -	$ -	$ -	$ -	$ -
4179	T601002067	368.0	$ -	$ -	$ -	$ -	$ -	$ -	$ -	$ -
4180	T601002067	369.0	$ -	$ -	$ -	$ -	$ -	$ -	$ -	$ -
4181	T601002068	367.1	$ -	$ -	$ -	$ -	$ -	$ -	$ -	$ -
4182	T601002068	368.0	$ -	$ -	$ -	$ -	$ -	$ -	$ -	$ -
4183	T601002068	369.0	$ -	$ -	$ -	$ -	$ -	$ -	$ -	$ -
4184	T601002069	367.1	$ -	$ -	$ -	$ -	$ -	$ -	$ -	$ -
4185	T601002069	368.0	$ -	$ -	$ -	$ -	$ -	$ -	$ -	$ -
4186	T601002069	369.0	$ -	$ -	$ -	$ -	$ -	$ -	$ -	$ -
4187	T601002070	367.1	$ -	$ -	$ -	$ -	$ -	$ -	$ -	$ -
4188	T601002070	368.0	$ -	$ -	$ -	$ -	$ -	$ -	$ -	$ -
4189	T601002070	369.0	$ -	$ -	$ -	$ -	$ -	$ -	$ -	$ -
4190	T601002071	367.1	$ -	$ -	$ -	$ -	$ -	$ -	$ -	$ -
4191	T601002071	368.0	$ -	$ -	$ -	$ -	$ -	$ -	$ -	$ -
4192	T601002071	369.0	$ -	$ -	$ -	$ -	$ -	$ -	$ -	$ -
4193	T601002072	367.1	$ -	$ -	$ -	$ -	$ -	$ -	$ -	$ -
4194	T601002072	368.0	$ -	$ -	$ -	$ -	$ -	$ -	$ -	$ -
4195	T601002072	369.0	$ -	$ -	$ -	$ -	$ -	$ -	$ -	$ -
4196	T624002073	367.1	$ -	$ -	$ -	$ -	$ -	$ -	$ -	$ -
4197	T624002073	368.0	$ -	$ -	$ -	$ -	$ -	$ -	$ -	$ -
4198	T624002073	369.0	$ -	$ -	$ -	$ -	$ -	$ -	$ -	$ -
4199	T624002074	367.1	$ -	$ -	$ -	$ -	$ -	$ -	$ -	$ -
4200	T624002074	368.0	$ -	$ -	$ -	$ -	$ -	$ -	$ -	$ -
4201	T624002074	369.0	$ -	$ -	$ -	$ -	$ -	$ -	$ -	$ -
4202	667002075	390.0	$ -	$ -	$ -	$ -	$ -	$ -	$ -	$ -
4203	T624002076	367.1	$ -	$ -	$ -	$ -	$ -	$ -	$ -	$ -
4204	T624002076	368.0	$ -	$ -	$ -	$ -	$ -	$ -	$ -	$ -
4205	T624002076	369.0	$ -	$ -	$ -	$ -	$ -	$ -	$ -	$ -
4206	T624002077	367.1	$ -	$ -	$ -	$ -	$ -	$ -	$ -	$ -
4207	T624002077	368.0	$ -	$ -	$ -	$ -	$ -	$ -	$ -	$ -
4208	T624002077	369.0	$ -	$ -	$ -	$ -	$ -	$ -	$ -	$ -
4209	T624002078	367.1	$ -	$ -	$ -	$ -	$ -	$ -	$ -	$ -
4210	T624002078	368.0	$ -	$ -	$ -	$ -	$ -	$ -	$ -	$ -
4211	T624002078	369.0	$ -	$ -	$ -	$ -	$ -	$ -	$ -	$ -
4212	T624002079	367.1	$ -	$ -	$ -	$ -	$ -	$ -	$ -	$ -
4213	T624002079	368.0	$ -	$ -	$ -	$ -	$ -	$ -	$ -	$ -
4214	T624002079	369.0	$ -	$ -	$ -	$ -	$ -	$ -	$ -	$ -
4215	T621002080	367.1	$ -	$ -	$ -	$ -	$ -	$ -	$ -	$ -
4216	T621002080	368.0	$ -	$ -	$ -	$ -	$ -	$ -	$ -	$ -
4217	T621002080	369.0	$ -	$ -	$ -	$ -	$ -	$ -	$ -	$ -

Sponsored by NMGC Witness Erik C. Buchanan

NEW MEXICO GAS COMPANY, INC.

Gross Balances
Base Period - 12 Months Ending March 31, 2023
Future Test Year - 12 Months Ending September 30, 2025

	A	B	C	D	E	F	G	H	I	J	K	L	M
1			Adjusted Base Period										
2			Balance	Balance	Balance	Balance	Balance	Balance	Balance	Balance	Balance	Balance	Balance
3	Investment Number / Beginning Balance	FERC Account	3/31/2023	4/30/2023	5/31/2023	6/30/2023	7/31/2023	8/31/2023	9/30/2023	10/31/2023	11/30/2023	12/31/2023	1/31/2024
4218	T601002081	367.1	$ -	$ -	$ -	$ -	$ -	$ -	$ -	$ -	$ -	$ -	$ -
4219	T601002081	368.0	$ -	$ -	$ -	$ -	$ -	$ -	$ -	$ -	$ -	$ -	$ -
4220	T601002081	369.0	$ -	$ -	$ -	$ -	$ -	$ -	$ -	$ -	$ -	$ -	$ -
4221	T610002082	367.1	$ -	$ -	$ -	$ -	$ -	$ -	$ -	$ -	$ -	$ -	$ -
4222	T610002082	368.0	$ -	$ -	$ -	$ -	$ -	$ -	$ -	$ -	$ -	$ -	$ -
4223	T610002082	369.0	$ -	$ -	$ -	$ -	$ -	$ -	$ -	$ -	$ -	$ -	$ -
4224	T624002083	367.1	$ -	$ -	$ -	$ -	$ -	$ -	$ -	$ -	$ -	$ -	$ -
4225	T624002083	368.0	$ -	$ -	$ -	$ -	$ -	$ -	$ -	$ -	$ -	$ -	$ -
4226	T624002083	369.0	$ -	$ -	$ -	$ -	$ -	$ -	$ -	$ -	$ -	$ -	$ -
4227	T610002084	368.0	$ -	$ -	$ -	$ -	$ -	$ -	$ -	$ -	$ -	$ -	$ -
4228	T610002084	369.0	$ -	$ -	$ -	$ -	$ -	$ -	$ -	$ -	$ -	$ -	$ -
4229	T624002085	367.1	$ -	$ -	$ -	$ -	$ 348,348	$ 348,348	$ 348,348	$ 348,348	$ 348,348	$ 348,348	$ 348,348
4230	T624002085	368.0	$ -	$ -	$ -	$ -	$ 49,764	$ 49,764	$ 49,764	$ 49,764	$ 49,764	$ 49,764	$ 49,764
4231	T624002085	369.0	$ -	$ -	$ -	$ -	$ 99,528	$ 99,528	$ 99,528	$ 99,528	$ 99,528	$ 99,528	$ 99,528
4232	T624002086	367.1	$ -	$ -	$ -	$ -	$ -	$ -	$ -	$ -	$ -	$ -	$ -
4233	T624002086	368.0	$ -	$ -	$ -	$ -	$ -	$ -	$ -	$ -	$ -	$ -	$ -
4234	T624002086	369.0	$ -	$ -	$ -	$ -	$ -	$ -	$ -	$ -	$ -	$ -	$ -
4235	660002087	376.1	$ -	$ -	$ -	$ -	$ -	$ -	$ -	$ -	$ -	$ -	$ -
4236	660002087	376.2	$ -	$ -	$ -	$ -	$ -	$ -	$ -	$ -	$ -	$ -	$ -
4237	660002087	376.4	$ -	$ -	$ -	$ -	$ -	$ -	$ -	$ -	$ -	$ -	$ -
4238	660002087	380.0	$ -	$ -	$ -	$ -	$ -	$ -	$ -	$ -	$ -	$ -	$ -
4239	660002088	376.1	$ -	$ -	$ -	$ -	$ -	$ -	$ -	$ -	$ -	$ -	$ -
4240	660002088	376.2	$ -	$ -	$ -	$ -	$ -	$ -	$ -	$ -	$ -	$ -	$ -
4241	660002088	376.4	$ -	$ -	$ -	$ -	$ -	$ -	$ -	$ -	$ -	$ -	$ -
4242	660002088	380.0	$ -	$ -	$ -	$ -	$ -	$ -	$ -	$ -	$ -	$ -	$ -
4243	667002089	376.1	$ -	$ -	$ -	$ -	$ -	$ -	$ -	$ -	$ -	$ -	$ -
4244	667002089	376.2	$ -	$ -	$ -	$ -	$ -	$ -	$ -	$ -	$ -	$ -	$ -
4245	667002089	376.4	$ -	$ -	$ -	$ -	$ -	$ -	$ -	$ -	$ -	$ -	$ -
4246	610002090	376.1	$ -	$ -	$ -	$ -	$ -	$ -	$ -	$ -	$ -	$ -	$ -
4247	610002090	376.2	$ -	$ -	$ -	$ -	$ -	$ -	$ -	$ -	$ -	$ -	$ -
4248	610002090	376.4	$ -	$ -	$ -	$ -	$ -	$ -	$ -	$ -	$ -	$ -	$ -
4249	610002090	380.0	$ -	$ -	$ -	$ -	$ -	$ -	$ -	$ -	$ -	$ -	$ -
4250	601002091	391.2	$ -	$ -	$ -	$ -	$ -	$ -	$ -	$ -	$ -	$ -	$ -
4251	601002091	397.0	$ -	$ -	$ -	$ -	$ -	$ -	$ -	$ -	$ -	$ -	$ -
4252	601002091	398.0	$ -	$ -	$ -	$ -	$ -	$ -	$ -	$ -	$ -	$ -	$ -
4253	610002092	376.1	$ -	$ -	$ -	$ -	$ -	$ -	$ -	$ -	$ -	$ -	$ -
4254	610002092	376.2	$ -	$ -	$ -	$ -	$ -	$ -	$ -	$ -	$ -	$ -	$ -
4255	610002092	376.4	$ -	$ -	$ -	$ -	$ -	$ -	$ -	$ -	$ -	$ -	$ -
4256	610002092	380.0	$ -	$ -	$ -	$ -	$ -	$ -	$ -	$ -	$ -	$ -	$ -
4257	610002093	376.1	$ -	$ -	$ -	$ -	$ -	$ -	$ -	$ -	$ -	$ -	$ -
4258	610002093	376.2	$ -	$ -	$ -	$ -	$ -	$ -	$ -	$ -	$ -	$ -	$ -
4259	610002093	376.4	$ -	$ -	$ -	$ -	$ -	$ -	$ -	$ -	$ -	$ -	$ -
4260	610002093	380.0	$ -	$ -	$ -	$ -	$ -	$ -	$ -	$ -	$ -	$ -	$ -
4261	T680002094	367.1	$ -	$ -	$ -	$ -	$ -	$ -	$ -	$ -	$ -	$ -	$ -
4262	T680002094	368.0	$ -	$ -	$ -	$ -	$ -	$ -	$ -	$ -	$ -	$ -	$ -
4263	T680002094	369.0	$ -	$ -	$ -	$ -	$ -	$ -	$ -	$ -	$ -	$ -	$ -
4264	662002095	376.1	$ -	$ -	$ -	$ -	$ -	$ -	$ -	$ -	$ -	$ -	$ -
4265	662002095	376.2	$ -	$ -	$ -	$ -	$ -	$ -	$ -	$ -	$ -	$ -	$ -
4266	662002095	376.4	$ -	$ -	$ -	$ -	$ -	$ -	$ -	$ -	$ -	$ -	$ -

Sponsored by NMGC Witness Erik C. Buchanan

NEW MEXICO GAS COMPANY, INC.

Gross Balances
Base Period - 12 Months Ending March 31, 2023
Future Test Year - 12 Months Ending September 30, 2025

	A	B	N	O	P	Q	R	S	T	U	V	W	X	Y
1														
2			Balance	Balance	Balance	Balance	Balance	Balance	Balance	Balance	Balance	Balance	Balance	Balance
3	Investment Number / Beginning Balance	FERC Account	2/29/2024	3/31/2024	4/30/2024	5/31/2024	6/30/2024	7/31/2024	8/31/2024	9/30/2024	10/31/2024	11/30/2024	12/31/2024	1/31/2025
4218	T601002081	367.1	$ -	$ -	$ -	$ -	$ -	$ -	$ -	$ -	$ -	$ -	$ -	$ -
4219	T601002081	368.0	$ -	$ -	$ -	$ -	$ -	$ -	$ -	$ -	$ -	$ -	$ -	$ -
4220	T601002081	369.0	$ -	$ -	$ -	$ -	$ -	$ -	$ -	$ -	$ -	$ -	$ -	$ -
4221	T610002082	367.1	$ -	$ -	$ -	$ -	$ -	$ -	$ -	$ -	$ -	$ -	$ -	$ -
4222	T610002082	368.0	$ -	$ -	$ -	$ -	$ -	$ -	$ -	$ -	$ -	$ -	$ -	$ -
4223	T610002082	369.0	$ -	$ -	$ -	$ -	$ -	$ -	$ -	$ -	$ -	$ -	$ -	$ -
4224	T624002083	367.1	$ -	$ -	$ -	$ -	$ -	$ -	$ -	$ -	$ -	$ -	$ -	$ -
4225	T624002083	368.0	$ -	$ -	$ -	$ -	$ -	$ -	$ -	$ -	$ -	$ -	$ -	$ -
4226	T624002083	369.0	$ -	$ -	$ -	$ -	$ -	$ -	$ -	$ -	$ -	$ -	$ -	$ -
4227	T610002084	368.0	$ -	$ -	$ -	$ -	$ -	$ -	$ -	$ -	$ -	$ -	$ -	$ -
4228	T610002084	369.0	$ -	$ -	$ -	$ -	$ -	$ -	$ -	$ -	$ -	$ -	$ -	$ -
4229	T624002085	367.1	$ 348,348	$ 348,348	$ 348,348	$ 348,348	$ 348,348	$ 348,348	$ 348,348	$ 348,348	$ 348,348	$ 348,348	$ 348,348	$ 348,348
4230	T624002085	368.0	$ 49,764	$ 49,764	$ 49,764	$ 49,764	$ 49,764	$ 49,764	$ 49,764	$ 49,764	$ 49,764	$ 49,764	$ 49,764	$ 49,764
4231	T624002085	369.0	$ 99,528	$ 99,528	$ 99,528	$ 99,528	$ 99,528	$ 99,528	$ 99,528	$ 99,528	$ 99,528	$ 99,528	$ 99,528	$ 99,528
4232	T624002086	367.1	$ -	$ -	$ -	$ -	$ -	$ -	$ -	$ -	$ -	$ -	$ -	$ -
4233	T624002086	368.0	$ -	$ -	$ -	$ -	$ -	$ -	$ -	$ -	$ -	$ -	$ -	$ -
4234	T624002086	369.0	$ -	$ -	$ -	$ -	$ -	$ -	$ -	$ -	$ -	$ -	$ -	$ -
4235	660002087	376.1	$ -	$ -	$ -	$ -	$ -	$ -	$ -	$ -	$ -	$ -	$ -	$ -
4236	660002087	376.2	$ -	$ -	$ -	$ -	$ -	$ -	$ -	$ -	$ -	$ -	$ -	$ -
4237	660002087	376.4	$ -	$ -	$ -	$ -	$ -	$ -	$ -	$ -	$ -	$ -	$ -	$ -
4238	660002087	380.0	$ -	$ -	$ -	$ -	$ -	$ -	$ -	$ -	$ -	$ -	$ -	$ -
4239	660002088	376.1	$ -	$ -	$ -	$ -	$ -	$ -	$ -	$ -	$ -	$ -	$ -	$ -
4240	660002088	376.2	$ -	$ -	$ -	$ -	$ -	$ -	$ -	$ -	$ -	$ -	$ -	$ -
4241	660002088	376.4	$ -	$ -	$ -	$ -	$ -	$ -	$ -	$ -	$ -	$ -	$ -	$ -
4242	660002088	380.0	$ -	$ -	$ -	$ -	$ -	$ -	$ -	$ -	$ -	$ -	$ -	$ -
4243	667002089	376.1	$ -	$ -	$ -	$ -	$ -	$ -	$ -	$ -	$ 4	$ 4	$ 4	$ 4
4244	667002089	376.2	$ -	$ -	$ -	$ -	$ -	$ -	$ -	$ -	$ 3	$ 3	$ 3	$ 3
4245	667002089	376.4	$ -	$ -	$ -	$ -	$ -	$ -	$ -	$ -	$ 2	$ 2	$ 2	$ 2
4246	610002090	376.1	$ -	$ -	$ -	$ -	$ -	$ -	$ -	$ -	$ -	$ -	$ -	$ -
4247	610002090	376.2	$ -	$ -	$ -	$ -	$ -	$ -	$ -	$ -	$ -	$ -	$ -	$ -
4248	610002090	376.4	$ -	$ -	$ -	$ -	$ -	$ -	$ -	$ -	$ -	$ -	$ -	$ -
4249	610002090	380.0	$ -	$ -	$ -	$ -	$ -	$ -	$ -	$ -	$ -	$ -	$ -	$ -
4250	601002091	391.2	$ -	$ -	$ -	$ -	$ -	$ -	$ -	$ -	$ -	$ -	$ -	$ -
4251	601002091	397.0	$ -	$ -	$ -	$ -	$ -	$ -	$ -	$ -	$ -	$ -	$ -	$ -
4252	601002091	398.0	$ -	$ -	$ -	$ -	$ -	$ -	$ -	$ -	$ -	$ -	$ -	$ -
4253	610002092	376.1	$ -	$ -	$ -	$ -	$ -	$ -	$ -	$ -	$ -	$ -	$ -	$ -
4254	610002092	376.2	$ -	$ -	$ -	$ -	$ -	$ -	$ -	$ -	$ -	$ -	$ -	$ -
4255	610002092	376.4	$ -	$ -	$ -	$ -	$ -	$ -	$ -	$ -	$ -	$ -	$ -	$ -
4256	610002092	380.0	$ -	$ -	$ -	$ -	$ -	$ -	$ -	$ -	$ -	$ -	$ -	$ -
4257	610002093	376.1	$ -	$ -	$ -	$ -	$ -	$ -	$ -	$ -	$ -	$ -	$ -	$ -
4258	610002093	376.2	$ -	$ -	$ -	$ -	$ -	$ -	$ -	$ -	$ -	$ -	$ -	$ -
4259	610002093	376.4	$ -	$ -	$ -	$ -	$ -	$ -	$ -	$ -	$ -	$ -	$ -	$ -
4260	610002093	380.0	$ -	$ -	$ -	$ -	$ -	$ -	$ -	$ -	$ -	$ -	$ -	$ -
4261	T680002094	367.1	$ -	$ -	$ -	$ -	$ -	$ -	$ -	$ -	$ -	$ -	$ -	$ -
4262	T680002094	368.0	$ -	$ -	$ -	$ -	$ -	$ -	$ -	$ -	$ -	$ -	$ -	$ -
4263	T680002094	369.0	$ -	$ -	$ -	$ -	$ -	$ -	$ -	$ -	$ -	$ -	$ -	$ -
4264	662002095	376.1	$ -	$ -	$ -	$ -	$ -	$ -	$ -	$ -	$ -	$ -	$ -	$ -
4265	662002095	376.2	$ -	$ -	$ -	$ -	$ -	$ -	$ -	$ -	$ -	$ -	$ -	$ -
4266	662002095	376.4	$ -	$ -	$ -	$ -	$ -	$ -	$ -	$ -	$ -	$ -	$ -	$ -

Sponsored by NMGC Witness Erik C. Buchanan

NEW MEXICO GAS COMPANY, INC.

Gross Balances
Base Period - 12 Months Ending March 31, 2023
Future Test Year - 12 Months Ending September 30, 2025

	A	B	Z	AA	AB	AC	AD	AE	AF	AG
1										
2			Balance	Balance	Balance	Balance	Balance	Balance	Balance	Balance
3	Investment Number / Beginning Balance	FERC Account	2/28/2025	3/31/2025	4/30/2025	5/31/2025	6/30/2025	7/31/2025	8/31/2025	9/30/2025
4218	T601002081	367.1	$ -	$ -	$ -	$ -	$ -	$ -	$ -	$ -
4219	T601002081	368.0	$ -	$ -	$ -	$ -	$ -	$ -	$ -	$ -
4220	T601002081	369.0	$ -	$ -	$ -	$ -	$ -	$ -	$ -	$ -
4221	T610002082	367.1	$ -	$ -	$ -	$ -	$ -	$ -	$ -	$ -
4222	T610002082	368.0	$ -	$ -	$ -	$ -	$ -	$ -	$ -	$ -
4223	T610002082	369.0	$ -	$ -	$ -	$ -	$ -	$ -	$ -	$ -
4224	T624002083	367.1	$ -	$ -	$ -	$ -	$ -	$ -	$ -	$ -
4225	T624002083	368.0	$ -	$ -	$ -	$ -	$ -	$ -	$ -	$ -
4226	T624002083	369.0	$ -	$ -	$ -	$ -	$ -	$ -	$ -	$ -
4227	T610002084	368.0	$ -	$ -	$ -	$ -	$ -	$ -	$ -	$ -
4228	T610002084	369.0	$ -	$ -	$ -	$ -	$ -	$ -	$ -	$ -
4229	T624002085	367.1	$ 348,348	$ 348,348	$ 348,348	$ 348,348	$ 348,348	$ 348,348	$ 348,348	$ 348,348
4230	T624002085	368.0	$ 49,764	$ 49,764	$ 49,764	$ 49,764	$ 49,764	$ 49,764	$ 49,764	$ 49,764
4231	T624002085	369.0	$ 99,528	$ 99,528	$ 99,528	$ 99,528	$ 99,528	$ 99,528	$ 99,528	$ 99,528
4232	T624002086	367.1	$ -	$ -	$ -	$ -	$ -	$ -	$ -	$ -
4233	T624002086	368.0	$ -	$ -	$ -	$ -	$ -	$ -	$ -	$ -
4234	T624002086	369.0	$ -	$ -	$ -	$ -	$ -	$ -	$ -	$ -
4235	660002087	376.1	$ -	$ -	$ -	$ -	$ -	$ -	$ -	$ -
4236	660002087	376.2	$ -	$ -	$ -	$ -	$ -	$ -	$ -	$ -
4237	660002087	376.4	$ -	$ -	$ -	$ -	$ -	$ -	$ -	$ -
4238	660002087	380.0	$ -	$ -	$ -	$ -	$ -	$ -	$ -	$ -
4239	660002088	376.1	$ -	$ -	$ -	$ -	$ -	$ -	$ -	$ -
4240	660002088	376.2	$ -	$ -	$ -	$ -	$ -	$ -	$ -	$ -
4241	660002088	376.4	$ -	$ -	$ -	$ -	$ -	$ -	$ -	$ -
4242	660002088	380.0	$ -	$ -	$ -	$ -	$ -	$ -	$ -	$ -
4243	667002089	376.1	$ 4	$ 4	$ 4	$ 4	$ 4	$ 4	$ 4	$ 4
4244	667002089	376.2	$ 3	$ 3	$ 3	$ 3	$ 3	$ 3	$ 3	$ 3
4245	667002089	376.4	$ 2	$ 2	$ 2	$ 2	$ 2	$ 2	$ 2	$ 2
4246	610002090	376.1	$ -	$ -	$ -	$ -	$ -	$ -	$ -	$ -
4247	610002090	376.2	$ -	$ -	$ -	$ -	$ -	$ -	$ -	$ -
4248	610002090	376.4	$ -	$ -	$ -	$ -	$ -	$ -	$ -	$ -
4249	610002090	380.0	$ -	$ -	$ -	$ -	$ -	$ -	$ -	$ -
4250	601002091	391.2	$ -	$ -	$ -	$ -	$ -	$ -	$ -	$ -
4251	601002091	397.0	$ -	$ -	$ -	$ -	$ -	$ -	$ -	$ -
4252	601002091	398.0	$ -	$ -	$ -	$ -	$ -	$ -	$ -	$ -
4253	610002092	376.1	$ -	$ -	$ -	$ -	$ -	$ -	$ -	$ -
4254	610002092	376.2	$ -	$ -	$ -	$ -	$ -	$ -	$ -	$ -
4255	610002092	376.4	$ -	$ -	$ -	$ -	$ -	$ -	$ -	$ -
4256	610002092	380.0	$ -	$ -	$ -	$ -	$ -	$ -	$ -	$ -
4257	610002093	376.1	$ -	$ -	$ -	$ -	$ -	$ -	$ -	$ -
4258	610002093	376.2	$ -	$ -	$ -	$ -	$ -	$ -	$ -	$ -
4259	610002093	376.4	$ -	$ -	$ -	$ -	$ -	$ -	$ -	$ -
4260	610002093	380.0	$ -	$ -	$ -	$ -	$ -	$ -	$ -	$ -
4261	T680002094	367.1	$ -	$ -	$ -	$ -	$ -	$ -	$ -	$ -
4262	T680002094	368.0	$ -	$ -	$ -	$ -	$ -	$ -	$ -	$ -
4263	T680002094	369.0	$ -	$ -	$ -	$ -	$ -	$ -	$ -	$ -
4264	662002095	376.1	$ -	$ -	$ -	$ -	$ 3	$ 3	$ 3	$ 3
4265	662002095	376.2	$ -	$ -	$ -	$ -	$ 2	$ 2	$ 2	$ 2
4266	662002095	376.4	$ -	$ -	$ -	$ -	$ 1	$ 1	$ 1	$ 1

Sponsored by NMGC Witness Erik C. Buchanan

NEW MEXICO GAS COMPANY, INC.

Gross Balances
Base Period - 12 Months Ending March 31, 2023
Future Test Year - 12 Months Ending September 30, 2025

	A	B	C	D	E	F	G	H	I	J	K	L	M
1			Adjusted Base Period										
2			Balance	Balance	Balance	Balance	Balance	Balance	Balance	Balance	Balance	Balance	Balance
3	Investment Number / Beginning Balance	FERC Account	3/31/2023	4/30/2023	5/31/2023	6/30/2023	7/31/2023	8/31/2023	9/30/2023	10/31/2023	11/30/2023	12/31/2023	1/31/2024
4267	626002096	390.0	$ -	$ -	$ -	$ -	$ -	$ -	$ -	$ -	$ -	$ -	$ -
4268	610002097	376.1	$ -	$ -	$ -	$ -	$ -	$ -	$ -	$ -	$ -	$ -	$ -
4269	610002097	376.2	$ -	$ -	$ -	$ -	$ -	$ -	$ -	$ -	$ -	$ -	$ -
4270	610002097	376.4	$ -	$ -	$ -	$ -	$ -	$ -	$ -	$ -	$ -	$ -	$ -
4271	610002097	380.0	$ -	$ -	$ -	$ -	$ -	$ -	$ -	$ -	$ -	$ -	$ -
4272	T660002098	367.1	$ -	$ -	$ -	$ -	$ -	$ -	$ -	$ -	$ -	$ -	$ -
4273	T660002098	368.0	$ -	$ -	$ -	$ -	$ -	$ -	$ -	$ -	$ -	$ -	$ -
4274	T660002098	369.0	$ -	$ -	$ -	$ -	$ -	$ -	$ -	$ -	$ -	$ -	$ -
4275	T680002099	367.1	$ -	$ -	$ -	$ -	$ -	$ -	$ -	$ -	$ -	$ -	$ -
4276	T680002099	368.0	$ -	$ -	$ -	$ -	$ -	$ -	$ -	$ -	$ -	$ -	$ -
4277	T680002099	369.0	$ -	$ -	$ -	$ -	$ -	$ -	$ -	$ -	$ -	$ -	$ -
4278	T680002100	367.1	$ -	$ -	$ -	$ -	$ -	$ -	$ -	$ -	$ -	$ -	$ -
4279	T680002100	368.0	$ -	$ -	$ -	$ -	$ -	$ -	$ -	$ -	$ -	$ -	$ -
4280	T680002100	369.0	$ -	$ -	$ -	$ -	$ -	$ -	$ -	$ -	$ -	$ -	$ -
4281	T680002101	367.1	$ -	$ -	$ -	$ -	$ -	$ -	$ -	$ -	$ -	$ -	$ -
4282	T680002101	368.0	$ -	$ -	$ -	$ -	$ -	$ -	$ -	$ -	$ -	$ -	$ -
4283	T680002101	369.0	$ -	$ -	$ -	$ -	$ -	$ -	$ -	$ -	$ -	$ -	$ -
4284	T680002102	367.1	$ -	$ -	$ -	$ -	$ -	$ -	$ -	$ -	$ -	$ -	$ -
4285	T680002102	368.0	$ -	$ -	$ -	$ -	$ -	$ -	$ -	$ -	$ -	$ -	$ -
4286	T680002102	369.0	$ -	$ -	$ -	$ -	$ -	$ -	$ -	$ -	$ -	$ -	$ -
4287	T680002103	367.1	$ -	$ -	$ -	$ -	$ -	$ -	$ -	$ -	$ -	$ -	$ -
4288	T680002103	368.0	$ -	$ -	$ -	$ -	$ -	$ -	$ -	$ -	$ -	$ -	$ -
4289	T680002103	369.0	$ -	$ -	$ -	$ -	$ -	$ -	$ -	$ -	$ -	$ -	$ -
4290	T610002104	367.1	$ -	$ -	$ -	$ -	$ -	$ -	$ -	$ -	$ -	$ -	$ -
4291	T610002104	368.0	$ -	$ -	$ -	$ -	$ -	$ -	$ -	$ -	$ -	$ -	$ -
4292	T610002104	369.0	$ -	$ -	$ -	$ -	$ -	$ -	$ -	$ -	$ -	$ -	$ -
4293	621002105	376.1	$ -	$ -	$ -	$ -	$ -	$ -	$ -	$ -	$ -	$ -	$ -
4294	621002105	376.2	$ -	$ -	$ -	$ -	$ -	$ -	$ -	$ -	$ -	$ -	$ -
4295	621002105	376.4	$ -	$ -	$ -	$ -	$ -	$ -	$ -	$ -	$ -	$ -	$ -
4296	621002105	380.0	$ -	$ -	$ -	$ -	$ -	$ -	$ -	$ -	$ -	$ -	$ -
4297	T610002106	367.1	$ -	$ -	$ -	$ -	$ -	$ -	$ -	$ -	$ -	$ -	$ -
4298	T610002106	368.0	$ -	$ -	$ -	$ -	$ -	$ -	$ -	$ -	$ -	$ -	$ -
4299	T610002106	369.0	$ -	$ -	$ -	$ -	$ -	$ -	$ -	$ -	$ -	$ -	$ -
4300	T610002107	368.0	$ -	$ -	$ -	$ -	$ -	$ -	$ -	$ -	$ -	$ -	$ -
4301	T610002107	369.0	$ -	$ -	$ -	$ -	$ -	$ -	$ -	$ -	$ -	$ -	$ -
4302	680002108	376.1	$ -	$ -	$ -	$ -	$ -	$ -	$ -	$ -	$ -	$ -	$ -
4303	680002108	376.2	$ -	$ -	$ -	$ -	$ -	$ -	$ -	$ -	$ -	$ -	$ -
4304	680002108	376.4	$ -	$ -	$ -	$ -	$ -	$ -	$ -	$ -	$ -	$ -	$ -
4305	680002109	376.1	$ -	$ -	$ -	$ -	$ -	$ -	$ -	$ -	$ -	$ -	$ -
4306	680002109	376.2	$ -	$ -	$ -	$ -	$ -	$ -	$ -	$ -	$ -	$ -	$ -
4307	680002109	376.4	$ -	$ -	$ -	$ -	$ -	$ -	$ -	$ -	$ -	$ -	$ -
4308	601002110	391.2	$ -	$ -	$ -	$ -	$ -	$ -	$ -	$ -	$ -	$ -	$ -
4309	601002110	397.0	$ -	$ -	$ -	$ -	$ -	$ -	$ -	$ -	$ -	$ -	$ -
4310	601002110	398.0	$ -	$ -	$ -	$ -	$ -	$ -	$ -	$ -	$ -	$ -	$ -
4311	601002111	390.0	$ -	$ -	$ -	$ -	$ -	$ -	$ -	$ -	$ -	$ -	$ -
4312	601002112	391.2	$ -	$ -	$ -	$ -	$ -	$ -	$ -	$ -	$ -	$ -	$ -
4313	601002112	397.0	$ -	$ -	$ -	$ -	$ -	$ -	$ -	$ -	$ -	$ -	$ -
4314	601002112	398.0	$ -	$ -	$ -	$ -	$ -	$ -	$ -	$ -	$ -	$ -	$ -
4315	601002113	391.2	$ -	$ -	$ -	$ -	$ -	$ -	$ -	$ -	$ -	$ -	$ -

Sponsored by NMGC Witness Erik C. Buchanan

NEW MEXICO GAS COMPANY, INC.

Gross Balances
Base Period - 12 Months Ending March 31, 2023
Future Test Year - 12 Months Ending September 30, 2025

	A	B	N	O	P	Q	R	S	T	U	V	W	X	Y
1														
2			Balance	Balance	Balance	Balance	Balance	Balance	Balance	Balance	Balance	Balance	Balance	Balance
3	Investment Number / Beginning Balance	FERC Account	2/29/2024	3/31/2024	4/30/2024	5/31/2024	6/30/2024	7/31/2024	8/31/2024	9/30/2024	10/31/2024	11/30/2024	12/31/2024	1/31/2025
4267	626002096	390.0	$ -	$ -	$ -	$ -	$ -	$ 88,421	$ 88,421	$ 88,421	$ 88,421	$ 88,421	$ 88,421	$ 88,421
4268	610002097	376.1	$ -	$ -	$ -	$ -	$ -	$ -	$ -	$ -	$ -	$ -	$ -	$ -
4269	610002097	376.2	$ -	$ -	$ -	$ -	$ -	$ -	$ -	$ -	$ -	$ -	$ -	$ -
4270	610002097	376.4	$ -	$ -	$ -	$ -	$ -	$ -	$ -	$ -	$ -	$ -	$ -	$ -
4271	610002097	380.0	$ -	$ -	$ -	$ -	$ -	$ -	$ -	$ -	$ -	$ -	$ -	$ -
4272	T660002098	367.1	$ -	$ -	$ -	$ -	$ -	$ -	$ -	$ -	$ -	$ -	$ -	$ -
4273	T660002098	368.0	$ -	$ -	$ -	$ -	$ -	$ -	$ -	$ -	$ -	$ -	$ -	$ -
4274	T660002098	369.0	$ -	$ -	$ -	$ -	$ -	$ -	$ -	$ -	$ -	$ -	$ -	$ -
4275	T680002099	367.1	$ -	$ -	$ -	$ -	$ -	$ -	$ -	$ -	$ -	$ -	$ -	$ -
4276	T680002099	368.0	$ -	$ -	$ -	$ -	$ -	$ -	$ -	$ -	$ -	$ -	$ -	$ -
4277	T680002099	369.0	$ -	$ -	$ -	$ -	$ -	$ -	$ -	$ -	$ -	$ -	$ -	$ -
4278	T680002100	367.1	$ -	$ -	$ -	$ -	$ -	$ -	$ -	$ -	$ -	$ -	$ -	$ -
4279	T680002100	368.0	$ -	$ -	$ -	$ -	$ -	$ -	$ -	$ -	$ -	$ -	$ -	$ -
4280	T680002100	369.0	$ -	$ -	$ -	$ -	$ -	$ -	$ -	$ -	$ -	$ -	$ -	$ -
4281	T680002101	367.1	$ -	$ -	$ -	$ -	$ -	$ -	$ -	$ -	$ -	$ -	$ -	$ -
4282	T680002101	368.0	$ -	$ -	$ -	$ -	$ -	$ -	$ -	$ -	$ -	$ -	$ -	$ -
4283	T680002101	369.0	$ -	$ -	$ -	$ -	$ -	$ -	$ -	$ -	$ -	$ -	$ -	$ -
4284	T680002102	367.1	$ -	$ -	$ -	$ -	$ -	$ -	$ -	$ -	$ -	$ -	$ -	$ -
4285	T680002102	368.0	$ -	$ -	$ -	$ -	$ -	$ -	$ -	$ -	$ -	$ -	$ -	$ -
4286	T680002102	369.0	$ -	$ -	$ -	$ -	$ -	$ -	$ -	$ -	$ -	$ -	$ -	$ -
4287	T680002103	367.1	$ -	$ -	$ -	$ -	$ -	$ -	$ -	$ -	$ -	$ -	$ -	$ -
4288	T680002103	368.0	$ -	$ -	$ -	$ -	$ -	$ -	$ -	$ -	$ -	$ -	$ -	$ -
4289	T680002103	369.0	$ -	$ -	$ -	$ -	$ -	$ -	$ -	$ -	$ -	$ -	$ -	$ -
4290	T610002104	367.1	$ -	$ -	$ -	$ -	$ -	$ -	$ -	$ -	$ -	$ -	$ -	$ -
4291	T610002104	368.0	$ -	$ -	$ -	$ -	$ -	$ -	$ -	$ -	$ -	$ -	$ -	$ -
4292	T610002104	369.0	$ -	$ -	$ -	$ -	$ -	$ -	$ -	$ -	$ -	$ -	$ -	$ -
4293	621002105	376.1	$ -	$ -	$ -	$ -	$ -	$ -	$ -	$ -	$ -	$ -	$ -	$ -
4294	621002105	376.2	$ -	$ -	$ -	$ -	$ -	$ -	$ -	$ -	$ -	$ -	$ -	$ -
4295	621002105	376.4	$ -	$ -	$ -	$ -	$ -	$ -	$ -	$ -	$ -	$ -	$ -	$ -
4296	621002105	380.0	$ -	$ -	$ -	$ -	$ -	$ -	$ -	$ -	$ -	$ -	$ -	$ -
4297	T610002106	367.1	$ -	$ -	$ -	$ -	$ -	$ -	$ -	$ -	$ -	$ -	$ -	$ -
4298	T610002106	368.0	$ -	$ -	$ -	$ -	$ -	$ -	$ -	$ -	$ -	$ -	$ -	$ -
4299	T610002106	369.0	$ -	$ -	$ -	$ -	$ -	$ -	$ -	$ -	$ -	$ -	$ -	$ -
4300	T610002107	368.0	$ -	$ -	$ -	$ -	$ -	$ -	$ -	$ -	$ -	$ -	$ -	$ -
4301	T610002107	369.0	$ -	$ -	$ -	$ -	$ -	$ -	$ -	$ -	$ -	$ -	$ -	$ -
4302	680002108	376.1	$ -	$ -	$ -	$ -	$ -	$ -	$ -	$ -	$ -	$ -	$ -	$ -
4303	680002108	376.2	$ -	$ -	$ -	$ -	$ -	$ -	$ -	$ -	$ -	$ -	$ -	$ -
4304	680002108	376.4	$ -	$ -	$ -	$ -	$ -	$ -	$ -	$ -	$ -	$ -	$ -	$ -
4305	680002109	376.1	$ -	$ -	$ -	$ -	$ -	$ -	$ -	$ -	$ -	$ -	$ -	$ -
4306	680002109	376.2	$ -	$ -	$ -	$ -	$ -	$ -	$ -	$ -	$ -	$ -	$ -	$ -
4307	680002109	376.4	$ -	$ -	$ -	$ -	$ -	$ -	$ -	$ -	$ -	$ -	$ -	$ -
4308	601002110	391.2	$ -	$ -	$ -	$ -	$ -	$ -	$ -	$ -	$ -	$ -	$ -	$ -
4309	601002110	397.0	$ -	$ -	$ -	$ -	$ -	$ -	$ -	$ -	$ -	$ -	$ -	$ -
4310	601002110	398.0	$ -	$ -	$ -	$ -	$ -	$ -	$ -	$ -	$ -	$ -	$ -	$ -
4311	601002111	390.0	$ -	$ -	$ -	$ -	$ -	$ -	$ -	$ -	$ -	$ -	$ -	$ -
4312	601002112	391.2	$ -	$ -	$ -	$ -	$ -	$ -	$ -	$ -	$ -	$ -	$ -	$ -
4313	601002112	397.0	$ -	$ -	$ -	$ -	$ -	$ -	$ -	$ -	$ -	$ -	$ -	$ -
4314	601002112	398.0	$ -	$ -	$ -	$ -	$ -	$ -	$ -	$ -	$ -	$ -	$ -	$ -
4315	601002113	391.2	$ -	$ -	$ -	$ -	$ -	$ -	$ -	$ -	$ -	$ -	$ -	$ -

Sponsored by NMGC Witness Erik C. Buchanan

NEW MEXICO GAS COMPANY, INC.

Gross Balances
Base Period - 12 Months Ending March 31, 2023
Future Test Year - 12 Months Ending September 30, 2025

	A	B	Z	AA	AB	AC	AD	AE	AF	AG
1										
2			Balance	Balance	Balance	Balance	Balance	Balance	Balance	Balance
3	Investment Number / Beginning Balance	FERC Account	2/28/2025	3/31/2025	4/30/2025	5/31/2025	6/30/2025	7/31/2025	8/31/2025	9/30/2025
4267	626002096	390.0	$ 88,421	$ 88,421	$ 88,421	$ 88,421	$ 88,421	$ 88,421	$ 88,421	$ 88,421
4268	610002097	376.1	$ -	$ -	$ -	$ -	$ -	$ -	$ -	$ -
4269	610002097	376.2	$ -	$ -	$ -	$ -	$ -	$ -	$ -	$ -
4270	610002097	376.4	$ -	$ -	$ -	$ -	$ -	$ -	$ -	$ -
4271	610002097	380.0	$ -	$ -	$ -	$ -	$ -	$ -	$ -	$ -
4272	T660002098	367.1	$ -	$ -	$ -	$ -	$ -	$ -	$ -	$ -
4273	T660002098	368.0	$ -	$ -	$ -	$ -	$ -	$ -	$ -	$ -
4274	T660002098	369.0	$ -	$ -	$ -	$ -	$ -	$ -	$ -	$ -
4275	T680002099	367.1	$ -	$ -	$ -	$ -	$ -	$ -	$ -	$ -
4276	T680002099	368.0	$ -	$ -	$ -	$ -	$ -	$ -	$ -	$ -
4277	T680002099	369.0	$ -	$ -	$ -	$ -	$ -	$ -	$ -	$ -
4278	T680002100	367.1	$ -	$ -	$ -	$ -	$ -	$ -	$ -	$ -
4279	T680002100	368.0	$ -	$ -	$ -	$ -	$ -	$ -	$ -	$ -
4280	T680002100	369.0	$ -	$ -	$ -	$ -	$ -	$ -	$ -	$ -
4281	T680002101	367.1	$ -	$ -	$ -	$ -	$ -	$ -	$ -	$ -
4282	T680002101	368.0	$ -	$ -	$ -	$ -	$ -	$ -	$ -	$ -
4283	T680002101	369.0	$ -	$ -	$ -	$ -	$ -	$ -	$ -	$ -
4284	T680002102	367.1	$ -	$ -	$ -	$ -	$ -	$ -	$ -	$ -
4285	T680002102	368.0	$ -	$ -	$ -	$ -	$ -	$ -	$ -	$ -
4286	T680002102	369.0	$ -	$ -	$ -	$ -	$ -	$ -	$ -	$ -
4287	T680002103	367.1	$ -	$ -	$ -	$ -	$ -	$ -	$ -	$ -
4288	T680002103	368.0	$ -	$ -	$ -	$ -	$ -	$ -	$ -	$ -
4289	T680002103	369.0	$ -	$ -	$ -	$ -	$ -	$ -	$ -	$ -
4290	T610002104	367.1	$ -	$ -	$ -	$ -	$ -	$ -	$ -	$ 440,107
4291	T610002104	368.0	$ -	$ -	$ -	$ -	$ -	$ -	$ -	$ 62,872
4292	T610002104	369.0	$ -	$ -	$ -	$ -	$ -	$ -	$ -	$ 125,745
4293	621002105	376.1	$ -	$ -	$ -	$ -	$ -	$ -	$ -	$ -
4294	621002105	376.2	$ -	$ -	$ -	$ -	$ -	$ -	$ -	$ -
4295	621002105	376.4	$ -	$ -	$ -	$ -	$ -	$ -	$ -	$ -
4296	621002105	380.0	$ -	$ -	$ -	$ -	$ -	$ -	$ -	$ -
4297	T610002106	367.1	$ -	$ -	$ -	$ -	$ -	$ -	$ -	$ -
4298	T610002106	368.0	$ -	$ -	$ -	$ -	$ -	$ -	$ -	$ -
4299	T610002106	369.0	$ -	$ -	$ -	$ -	$ -	$ -	$ -	$ -
4300	T610002107	368.0	$ -	$ -	$ -	$ -	$ -	$ -	$ -	$ -
4301	T610002107	369.0	$ -	$ -	$ -	$ -	$ -	$ -	$ -	$ -
4302	680002108	376.1	$ -	$ -	$ -	$ -	$ -	$ -	$ -	$ -
4303	680002108	376.2	$ -	$ -	$ -	$ -	$ -	$ -	$ -	$ -
4304	680002108	376.4	$ -	$ -	$ -	$ -	$ -	$ -	$ -	$ -
4305	680002109	376.1	$ -	$ -	$ -	$ -	$ -	$ -	$ -	$ -
4306	680002109	376.2	$ -	$ -	$ -	$ -	$ -	$ -	$ -	$ -
4307	680002109	376.4	$ -	$ -	$ -	$ -	$ -	$ -	$ -	$ -
4308	601002110	391.2	$ -	$ -	$ -	$ -	$ -	$ -	$ -	$ -
4309	601002110	397.0	$ -	$ -	$ -	$ -	$ -	$ -	$ -	$ -
4310	601002110	398.0	$ -	$ -	$ -	$ -	$ -	$ -	$ -	$ -
4311	601002111	390.0	$ -	$ -	$ -	$ -	$ -	$ -	$ -	$ -
4312	601002112	391.2	$ -	$ -	$ -	$ -	$ -	$ -	$ -	$ -
4313	601002112	397.0	$ -	$ -	$ -	$ -	$ -	$ -	$ -	$ -
4314	601002112	398.0	$ -	$ -	$ -	$ -	$ -	$ -	$ -	$ -
4315	601002113	391.2	$ -	$ -	$ -	$ -	$ -	$ -	$ -	$ -

Sponsored by NMGC Witness Erik C. Buchanan

NEW MEXICO GAS COMPANY, INC.

Gross Balances
Base Period - 12 Months Ending March 31, 2023
Future Test Year - 12 Months Ending September 30, 2025

	A	B	C	D	E	F	G	H	I	J	K	L	M
1			Adjusted Base Period										
2			Balance	Balance	Balance	Balance	Balance	Balance	Balance	Balance	Balance	Balance	Balance
3	Investment Number / Beginning Balance	FERC Account	3/31/2023	4/30/2023	5/31/2023	6/30/2023	7/31/2023	8/31/2023	9/30/2023	10/31/2023	11/30/2023	12/31/2023	1/31/2024
4316	601002113	397.0	$ -	$ -	$ -	$ -	$ -	$ -	$ -	$ -	$ -	$ -	$ -
4317	601002113	398.0	$ -	$ -	$ -	$ -	$ -	$ -	$ -	$ -	$ -	$ -	$ -
4318	601002114	303.3	$ -	$ -	$ -	$ -	$ -	$ -	$ -	$ -	$ -	$ -	$ -
4319	601002115	303.3	$ -	$ -	$ -	$ -	$ -	$ -	$ -	$ -	$ -	$ -	$ -
4320	601002116	303.3	$ -	$ -	$ -	$ -	$ -	$ -	$ -	$ -	$ -	$ -	$ -
4321	680002117	376.1	$ -	$ -	$ -	$ -	$ -	$ -	$ -	$ -	$ -	$ -	$ -
4322	680002117	376.2	$ -	$ -	$ -	$ -	$ -	$ -	$ -	$ -	$ -	$ -	$ -
4323	680002117	376.4	$ -	$ -	$ -	$ -	$ -	$ -	$ -	$ -	$ -	$ -	$ -
4324	680002118	376.1	$ -	$ -	$ -	$ -	$ -	$ -	$ -	$ -	$ -	$ -	$ -
4325	680002118	376.2	$ -	$ -	$ -	$ -	$ -	$ -	$ -	$ -	$ -	$ -	$ -
4326	680002118	376.4	$ -	$ -	$ -	$ -	$ -	$ -	$ -	$ -	$ -	$ -	$ -
4327	680002118	380.0	$ -	$ -	$ -	$ -	$ -	$ -	$ -	$ -	$ -	$ -	$ -
4328	601002119	391.2	$ -	$ -	$ -	$ -	$ -	$ -	$ -	$ -	$ -	$ -	$ -
4329	601002119	397.0	$ -	$ -	$ -	$ -	$ -	$ -	$ -	$ -	$ -	$ -	$ -
4330	601002119	398.0	$ -	$ -	$ -	$ -	$ -	$ -	$ -	$ -	$ -	$ -	$ -
4331	680002120	376.1	$ -	$ -	$ -	$ -	$ -	$ -	$ -	$ -	$ -	$ -	$ -
4332	680002120	376.2	$ -	$ -	$ -	$ -	$ -	$ -	$ -	$ -	$ -	$ -	$ -
4333	680002120	376.4	$ -	$ -	$ -	$ -	$ -	$ -	$ -	$ -	$ -	$ -	$ -
4334	601002121	391.2	$ -	$ -	$ -	$ -	$ -	$ -	$ -	$ -	$ -	$ -	$ -
4335	601002121	397.0	$ -	$ -	$ -	$ -	$ -	$ -	$ -	$ -	$ -	$ -	$ -
4336	601002121	398.0	$ -	$ -	$ -	$ -	$ -	$ -	$ -	$ -	$ -	$ -	$ -
4337	633002122	376.1	$ -	$ -	$ -	$ -	$ -	$ -	$ -	$ -	$ -	$ -	$ -
4338	633002122	376.2	$ -	$ -	$ -	$ -	$ -	$ -	$ -	$ -	$ -	$ -	$ -
4339	633002122	376.4	$ -	$ -	$ -	$ -	$ -	$ -	$ -	$ -	$ -	$ -	$ -
4340	633002122	380.0	$ -	$ -	$ -	$ -	$ -	$ -	$ -	$ -	$ -	$ -	$ -
4341	601002123	391.2	$ -	$ -	$ -	$ -	$ -	$ -	$ -	$ -	$ -	$ -	$ -
4342	601002123	397.0	$ -	$ -	$ -	$ -	$ -	$ -	$ -	$ -	$ -	$ -	$ -
4343	601002123	398.0	$ -	$ -	$ -	$ -	$ -	$ -	$ -	$ -	$ -	$ -	$ -
4344	601002124	391.2	$ -	$ -	$ -	$ -	$ -	$ -	$ -	$ -	$ -	$ -	$ -
4345	601002124	397.0	$ -	$ -	$ -	$ -	$ -	$ -	$ -	$ -	$ -	$ -	$ -
4346	601002124	398.0	$ -	$ -	$ -	$ -	$ -	$ -	$ -	$ -	$ -	$ -	$ -
4347	601002125	391.2	$ -	$ -	$ -	$ -	$ -	$ -	$ -	$ -	$ -	$ -	$ -
4348	601002125	397.0	$ -	$ -	$ -	$ -	$ -	$ -	$ -	$ -	$ -	$ -	$ -
4349	601002125	398.0	$ -	$ -	$ -	$ -	$ -	$ -	$ -	$ -	$ -	$ -	$ -
4350	601002126	391.2	$ -	$ -	$ -	$ -	$ -	$ -	$ -	$ -	$ -	$ -	$ -
4351	601002126	397.0	$ -	$ -	$ -	$ -	$ -	$ -	$ -	$ -	$ -	$ -	$ -
4352	601002126	398.0	$ -	$ -	$ -	$ -	$ -	$ -	$ -	$ -	$ -	$ -	$ -
4353	601002127	391.2	$ -	$ -	$ -	$ -	$ -	$ -	$ -	$ -	$ -	$ -	$ -
4354	601002127	397.0	$ -	$ -	$ -	$ -	$ -	$ -	$ -	$ -	$ -	$ -	$ -
4355	601002127	398.0	$ -	$ -	$ -	$ -	$ -	$ -	$ -	$ -	$ -	$ -	$ -
4356	601002128	391.2	$ -	$ -	$ -	$ -	$ -	$ -	$ -	$ -	$ -	$ -	$ -
4357	601002128	397.0	$ -	$ -	$ -	$ -	$ -	$ -	$ -	$ -	$ -	$ -	$ -
4358	601002128	398.0	$ -	$ -	$ -	$ -	$ -	$ -	$ -	$ -	$ -	$ -	$ -
4359	601002129	391.2	$ -	$ -	$ -	$ -	$ -	$ -	$ -	$ -	$ -	$ -	$ -
4360	601002129	397.0	$ -	$ -	$ -	$ -	$ -	$ -	$ -	$ -	$ -	$ -	$ -
4361	601002129	398.0	$ -	$ -	$ -	$ -	$ -	$ -	$ -	$ -	$ -	$ -	$ -
4362	601002130	391.2	$ -	$ -	$ -	$ -	$ -	$ -	$ -	$ -	$ -	$ -	$ -
4363	601002130	397.0	$ -	$ -	$ -	$ -	$ -	$ -	$ -	$ -	$ -	$ -	$ -
4364	601002130	398.0	$ -	$ -	$ -	$ -	$ -	$ -	$ -	$ -	$ -	$ -	$ -

Sponsored by NMGC Witness Erik C. Buchanan

NEW MEXICO GAS COMPANY, INC.

Gross Balances
Base Period - 12 Months Ending March 31, 2023
Future Test Year - 12 Months Ending September 30, 2025

	A	B	N	O	P	Q	R	S	T	U	V	W	X	Y
1														
2			Balance	Balance	Balance	Balance	Balance	Balance	Balance	Balance	Balance	Balance	Balance	Balance
3	Investment Number / Beginning Balance	FERC Account	2/29/2024	3/31/2024	4/30/2024	5/31/2024	6/30/2024	7/31/2024	8/31/2024	9/30/2024	10/31/2024	11/30/2024	12/31/2024	1/31/2025
4316	601002113	397.0	$ -	$ -	$ -	$ -	$ -	$ -	$ -	$ -	$ -	$ -	$ -	$ -
4317	601002113	398.0	$ -	$ -	$ -	$ -	$ -	$ -	$ -	$ -	$ -	$ -	$ -	$ -
4318	601002114	303.3	$ -	$ -	$ -	$ -	$ -	$ -	$ -	$ -	$ -	$ -	$ -	$ -
4319	601002115	303.3	$ -	$ -	$ -	$ -	$ -	$ -	$ -	$ -	$ -	$ -	$ -	$ -
4320	601002116	303.3	$ -	$ -	$ -	$ -	$ -	$ -	$ -	$ -	$ -	$ -	$ -	$ -
4321	680002117	376.1	$ -	$ -	$ -	$ -	$ -	$ -	$ -	$ -	$ -	$ -	$ -	$ -
4322	680002117	376.2	$ -	$ -	$ -	$ -	$ -	$ -	$ -	$ -	$ -	$ -	$ -	$ -
4323	680002117	376.4	$ -	$ -	$ -	$ -	$ -	$ -	$ -	$ -	$ -	$ -	$ -	$ -
4324	680002118	376.1	$ -	$ -	$ -	$ -	$ -	$ 18,841	$ 18,841	$ 18,841	$ 18,841	$ 18,841	$ 18,841	$ 18,841
4325	680002118	376.2	$ -	$ -	$ -	$ -	$ -	$ 131,886	$ 131,886	$ 131,886	$ 131,886	$ 131,886	$ 131,886	$ 131,886
4326	680002118	376.4	$ -	$ -	$ -	$ -	$ -	$ 9,420	$ 9,420	$ 9,420	$ 9,420	$ 9,420	$ 9,420	$ 9,420
4327	680002118	380.0	$ -	$ -	$ -	$ -	$ -	$ 28,261	$ 28,261	$ 28,261	$ 28,261	$ 28,261	$ 28,261	$ 28,261
4328	601002119	391.2	$ -	$ -	$ -	$ -	$ -	$ -	$ -	$ -	$ -	$ -	$ -	$ -
4329	601002119	397.0	$ -	$ -	$ -	$ -	$ -	$ -	$ -	$ -	$ -	$ -	$ -	$ -
4330	601002119	398.0	$ -	$ -	$ -	$ -	$ -	$ -	$ -	$ -	$ -	$ -	$ -	$ -
4331	680002120	376.1	$ -	$ -	$ -	$ -	$ -	$ -	$ -	$ -	$ -	$ -	$ -	$ -
4332	680002120	376.2	$ -	$ -	$ -	$ -	$ -	$ -	$ -	$ -	$ -	$ -	$ -	$ -
4333	680002120	376.4	$ -	$ -	$ -	$ -	$ -	$ -	$ -	$ -	$ -	$ -	$ -	$ -
4334	601002121	391.2	$ -	$ -	$ -	$ -	$ -	$ -	$ -	$ -	$ -	$ -	$ -	$ -
4335	601002121	397.0	$ -	$ -	$ -	$ -	$ -	$ -	$ -	$ -	$ -	$ -	$ -	$ -
4336	601002121	398.0	$ -	$ -	$ -	$ -	$ -	$ -	$ -	$ -	$ -	$ -	$ -	$ -
4337	633002122	376.1	$ -	$ -	$ -	$ 32,740	$ 32,740	$ 32,740	$ 32,740	$ 32,740	$ 32,740	$ 32,740	$ 32,740	$ 32,740
4338	633002122	376.2	$ -	$ -	$ -	$ 229,177	$ 229,177	$ 229,177	$ 229,177	$ 229,177	$ 229,177	$ 229,177	$ 229,177	$ 229,177
4339	633002122	376.4	$ -	$ -	$ -	$ 16,370	$ 16,370	$ 16,370	$ 16,370	$ 16,370	$ 16,370	$ 16,370	$ 16,370	$ 16,370
4340	633002122	380.0	$ -	$ -	$ -	$ 49,109	$ 49,109	$ 49,109	$ 49,109	$ 49,109	$ 49,109	$ 49,109	$ 49,109	$ 49,109
4341	601002123	391.2	$ -	$ -	$ -	$ -	$ -	$ -	$ -	$ -	$ -	$ -	$ -	$ -
4342	601002123	397.0	$ -	$ -	$ -	$ -	$ -	$ -	$ -	$ -	$ -	$ -	$ -	$ -
4343	601002123	398.0	$ -	$ -	$ -	$ -	$ -	$ -	$ -	$ -	$ -	$ -	$ -	$ -
4344	601002124	391.2	$ -	$ -	$ -	$ -	$ -	$ -	$ -	$ -	$ -	$ -	$ -	$ -
4345	601002124	397.0	$ -	$ -	$ -	$ -	$ -	$ -	$ -	$ -	$ -	$ -	$ -	$ -
4346	601002124	398.0	$ -	$ -	$ -	$ -	$ -	$ -	$ -	$ -	$ -	$ -	$ -	$ -
4347	601002125	391.2	$ -	$ -	$ -	$ -	$ -	$ -	$ -	$ -	$ -	$ -	$ -	$ -
4348	601002125	397.0	$ -	$ -	$ -	$ -	$ -	$ -	$ -	$ -	$ -	$ -	$ -	$ -
4349	601002125	398.0	$ -	$ -	$ -	$ -	$ -	$ -	$ -	$ -	$ -	$ -	$ -	$ -
4350	601002126	391.2	$ -	$ -	$ -	$ -	$ -	$ -	$ -	$ -	$ -	$ -	$ -	$ -
4351	601002126	397.0	$ -	$ -	$ -	$ -	$ -	$ -	$ -	$ -	$ -	$ -	$ -	$ -
4352	601002126	398.0	$ -	$ -	$ -	$ -	$ -	$ -	$ -	$ -	$ -	$ -	$ -	$ -
4353	601002127	391.2	$ -	$ -	$ -	$ -	$ -	$ -	$ -	$ -	$ -	$ -	$ -	$ -
4354	601002127	397.0	$ -	$ -	$ -	$ -	$ -	$ -	$ -	$ -	$ -	$ -	$ -	$ -
4355	601002127	398.0	$ -	$ -	$ -	$ -	$ -	$ -	$ -	$ -	$ -	$ -	$ -	$ -
4356	601002128	391.2	$ -	$ -	$ -	$ -	$ -	$ -	$ -	$ -	$ -	$ -	$ -	$ -
4357	601002128	397.0	$ -	$ -	$ -	$ -	$ -	$ -	$ -	$ -	$ -	$ -	$ -	$ -
4358	601002128	398.0	$ -	$ -	$ -	$ -	$ -	$ -	$ -	$ -	$ -	$ -	$ -	$ -
4359	601002129	391.2	$ -	$ -	$ -	$ -	$ -	$ -	$ -	$ -	$ -	$ -	$ -	$ -
4360	601002129	397.0	$ -	$ -	$ -	$ -	$ -	$ -	$ -	$ -	$ -	$ -	$ -	$ -
4361	601002129	398.0	$ -	$ -	$ -	$ -	$ -	$ -	$ -	$ -	$ -	$ -	$ -	$ -
4362	601002130	391.2	$ -	$ -	$ -	$ -	$ -	$ -	$ -	$ -	$ -	$ -	$ -	$ -
4363	601002130	397.0	$ -	$ -	$ -	$ -	$ -	$ -	$ -	$ -	$ -	$ -	$ -	$ -
4364	601002130	398.0	$ -	$ -	$ -	$ -	$ -	$ -	$ -	$ -	$ -	$ -	$ -	$ -

Sponsored by NMGC Witness Erik C. Buchanan

WP Plant 3 Gross Balances

NEW MEXICO GAS COMPANY, INC.

Gross Balances
Base Period - 12 Months Ending March 31, 2023
Future Test Year - 12 Months Ending September 30, 2025

	A	B	Z	AA	AB	AC	AD	AE	AF	AG
1										
2			Balance	Balance	Balance	Balance	Balance	Balance	Balance	Balance
3	Investment Number / Beginning Balance	FERC Account	2/28/2025	3/31/2025	4/30/2025	5/31/2025	6/30/2025	7/31/2025	8/31/2025	9/30/2025
4316	601002113	397.0	$ -	$ -	$ -	$ -	$ -	$ -	$ -	$ -
4317	601002113	398.0	$ -	$ -	$ -	$ -	$ -	$ -	$ -	$ -
4318	601002114	303.3	$ -	$ -	$ -	$ -	$ -	$ -	$ -	$ -
4319	601002115	303.3	$ -	$ -	$ -	$ -	$ -	$ -	$ -	$ -
4320	601002116	303.3	$ -	$ -	$ -	$ -	$ -	$ -	$ -	$ -
4321	680002117	376.1	$ -	$ -	$ -	$ -	$ -	$ -	$ -	$ -
4322	680002117	376.2	$ -	$ -	$ -	$ -	$ -	$ -	$ -	$ -
4323	680002117	376.4	$ -	$ -	$ -	$ -	$ -	$ -	$ -	$ -
4324	680002118	376.1	$ 18,841	$ 18,841	$ 18,841	$ 18,841	$ 18,841	$ 18,841	$ 18,841	$ 18,841
4325	680002118	376.2	$ 131,886	$ 131,886	$ 131,886	$ 131,886	$ 131,886	$ 131,886	$ 131,886	$ 131,886
4326	680002118	376.4	$ 9,420	$ 9,420	$ 9,420	$ 9,420	$ 9,420	$ 9,420	$ 9,420	$ 9,420
4327	680002118	380.0	$ 28,261	$ 28,261	$ 28,261	$ 28,261	$ 28,261	$ 28,261	$ 28,261	$ 28,261
4328	601002119	391.2	$ -	$ -	$ -	$ -	$ -	$ -	$ -	$ -
4329	601002119	397.0	$ -	$ -	$ -	$ -	$ -	$ -	$ -	$ -
4330	601002119	398.0	$ -	$ -	$ -	$ -	$ -	$ -	$ -	$ -
4331	680002120	376.1	$ -	$ -	$ -	$ -	$ -	$ -	$ -	$ -
4332	680002120	376.2	$ -	$ -	$ -	$ -	$ -	$ -	$ -	$ -
4333	680002120	376.4	$ -	$ -	$ -	$ -	$ -	$ -	$ -	$ -
4334	601002121	391.2	$ -	$ -	$ -	$ -	$ -	$ -	$ -	$ -
4335	601002121	397.0	$ -	$ -	$ -	$ -	$ -	$ -	$ -	$ -
4336	601002121	398.0	$ -	$ -	$ -	$ -	$ -	$ -	$ -	$ -
4337	633002122	376.1	$ 32,740	$ 32,740	$ 32,740	$ 32,740	$ 32,740	$ 32,740	$ 32,740	$ 32,740
4338	633002122	376.2	$ 229,177	$ 229,177	$ 229,177	$ 229,177	$ 229,177	$ 229,177	$ 229,177	$ 229,177
4339	633002122	376.4	$ 16,370	$ 16,370	$ 16,370	$ 16,370	$ 16,370	$ 16,370	$ 16,370	$ 16,370
4340	633002122	380.0	$ 49,109	$ 49,109	$ 49,109	$ 49,109	$ 49,109	$ 49,109	$ 49,109	$ 49,109
4341	601002123	391.2	$ -	$ -	$ -	$ -	$ -	$ -	$ -	$ -
4342	601002123	397.0	$ -	$ -	$ -	$ -	$ -	$ -	$ -	$ -
4343	601002123	398.0	$ -	$ -	$ -	$ -	$ -	$ -	$ -	$ -
4344	601002124	391.2	$ -	$ -	$ -	$ -	$ -	$ -	$ -	$ -
4345	601002124	397.0	$ -	$ -	$ -	$ -	$ -	$ -	$ -	$ -
4346	601002124	398.0	$ -	$ -	$ -	$ -	$ -	$ -	$ -	$ -
4347	601002125	391.2	$ -	$ -	$ -	$ -	$ -	$ -	$ -	$ -
4348	601002125	397.0	$ -	$ -	$ -	$ -	$ -	$ -	$ -	$ -
4349	601002125	398.0	$ -	$ -	$ -	$ -	$ -	$ -	$ -	$ -
4350	601002126	391.2	$ -	$ -	$ -	$ -	$ -	$ -	$ -	$ -
4351	601002126	397.0	$ -	$ -	$ -	$ -	$ -	$ -	$ -	$ -
4352	601002126	398.0	$ -	$ -	$ -	$ -	$ -	$ -	$ -	$ -
4353	601002127	391.2	$ -	$ -	$ -	$ -	$ -	$ -	$ -	$ -
4354	601002127	397.0	$ -	$ -	$ -	$ -	$ -	$ -	$ -	$ -
4355	601002127	398.0	$ -	$ -	$ -	$ -	$ -	$ -	$ -	$ -
4356	601002128	391.2	$ -	$ -	$ -	$ -	$ -	$ -	$ -	$ -
4357	601002128	397.0	$ -	$ -	$ -	$ -	$ -	$ -	$ -	$ -
4358	601002128	398.0	$ -	$ -	$ -	$ -	$ -	$ -	$ -	$ -
4359	601002129	391.2	$ -	$ -	$ -	$ -	$ -	$ -	$ -	$ -
4360	601002129	397.0	$ -	$ -	$ -	$ -	$ -	$ -	$ -	$ -
4361	601002129	398.0	$ -	$ -	$ -	$ -	$ -	$ -	$ -	$ -
4362	601002130	391.2	$ -	$ -	$ -	$ -	$ -	$ -	$ -	$ -
4363	601002130	397.0	$ -	$ -	$ -	$ -	$ -	$ -	$ -	$ -
4364	601002130	398.0	$ -	$ -	$ -	$ -	$ -	$ -	$ -	$ -

Sponsored by NMGC Witness Erik C. Buchanan

NEW MEXICO GAS COMPANY, INC.

Gross Balances
Base Period - 12 Months Ending March 31, 2023
Future Test Year - 12 Months Ending September 30, 2025

	A	B	C	D	E	F	G	H	I	J	K	L	M
1			Adjusted Base Period										
2			Balance	Balance	Balance	Balance	Balance	Balance	Balance	Balance	Balance	Balance	Balance
3	Investment Number / Beginning Balance	FERC Account	3/31/2023	4/30/2023	5/31/2023	6/30/2023	7/31/2023	8/31/2023	9/30/2023	10/31/2023	11/30/2023	12/31/2023	1/31/2024
4365	601002131	391.2	$ -	$ -	$ -	$ -	$ -	$ -	$ -	$ -	$ -	$ -	$ -
4366	601002131	397.0	$ -	$ -	$ -	$ -	$ -	$ -	$ -	$ -	$ -	$ -	$ -
4367	601002131	398.0	$ -	$ -	$ -	$ -	$ -	$ -	$ -	$ -	$ -	$ -	$ -
4368	601002132	391.2	$ -	$ -	$ -	$ -	$ -	$ -	$ -	$ -	$ -	$ -	$ -
4369	601002132	397.0	$ -	$ -	$ -	$ -	$ -	$ -	$ -	$ -	$ -	$ -	$ -
4370	601002132	398.0	$ -	$ -	$ -	$ -	$ -	$ -	$ -	$ -	$ -	$ -	$ -
4371	601002133	391.2	$ -	$ -	$ -	$ -	$ -	$ -	$ -	$ -	$ -	$ -	$ -
4372	601002133	397.0	$ -	$ -	$ -	$ -	$ -	$ -	$ -	$ -	$ -	$ -	$ -
4373	601002133	398.0	$ -	$ -	$ -	$ -	$ -	$ -	$ -	$ -	$ -	$ -	$ -
4374	601002134	391.2	$ -	$ -	$ -	$ -	$ -	$ -	$ -	$ -	$ -	$ -	$ -
4375	601002134	397.0	$ -	$ -	$ -	$ -	$ -	$ -	$ -	$ -	$ -	$ -	$ -
4376	601002134	398.0	$ -	$ -	$ -	$ -	$ -	$ -	$ -	$ -	$ -	$ -	$ -
4377	601002135	391.2	$ -	$ -	$ -	$ -	$ -	$ -	$ -	$ -	$ -	$ -	$ -
4378	601002135	397.0	$ -	$ -	$ -	$ -	$ -	$ -	$ -	$ -	$ -	$ -	$ -
4379	601002135	398.0	$ -	$ -	$ -	$ -	$ -	$ -	$ -	$ -	$ -	$ -	$ -
4380	601002136	391.2	$ -	$ -	$ -	$ -	$ -	$ -	$ -	$ -	$ -	$ -	$ -
4381	601002136	397.0	$ -	$ -	$ -	$ -	$ -	$ -	$ -	$ -	$ -	$ -	$ -
4382	601002136	398.0	$ -	$ -	$ -	$ -	$ -	$ -	$ -	$ -	$ -	$ -	$ -
4383	T660002137	367.1	$ -	$ -	$ -	$ -	$ -	$ -	$ -	$ -	$ -	$ -	$ -
4384	T660002137	368.0	$ -	$ -	$ -	$ -	$ -	$ -	$ -	$ -	$ -	$ -	$ -
4385	T660002137	369.0	$ -	$ -	$ -	$ -	$ -	$ -	$ -	$ -	$ -	$ -	$ -
4386	T624002138	367.1	$ -	$ -	$ -	$ -	$ -	$ -	$ -	$ -	$ -	$ -	$ -
4387	T624002138	368.0	$ -	$ -	$ -	$ -	$ -	$ -	$ -	$ -	$ -	$ -	$ -
4388	T624002138	369.0	$ -	$ -	$ -	$ -	$ -	$ -	$ -	$ -	$ -	$ -	$ -
4389	T621002139	367.1	$ -	$ -	$ -	$ -	$ -	$ -	$ -	$ -	$ -	$ -	$ -
4390	T621002139	368.0	$ -	$ -	$ -	$ -	$ -	$ -	$ -	$ -	$ -	$ -	$ -
4391	T621002139	369.0	$ -	$ -	$ -	$ -	$ -	$ -	$ -	$ -	$ -	$ -	$ -
4392	601002140	303.3	$ -	$ -	$ -	$ -	$ -	$ -	$ -	$ -	$ -	$ -	$ -
4393	601002141	303.3	$ -	$ -	$ -	$ -	$ -	$ -	$ -	$ -	$ -	$ -	$ -
4394	601002142	303.3	$ -	$ -	$ -	$ -	$ -	$ -	$ -	$ -	$ -	$ -	$ -
4395	T610002143	368.0	$ -	$ -	$ -	$ -	$ -	$ -	$ -	$ -	$ -	$ -	$ -
4396	T610002143	369.0	$ -	$ -	$ -	$ -	$ -	$ -	$ -	$ -	$ -	$ -	$ -
4397	601002144	303.3	$ -	$ -	$ -	$ -	$ -	$ -	$ -	$ -	$ -	$ -	$ -
4398	601002145	303.3	$ -	$ -	$ -	$ -	$ -	$ -	$ -	$ -	$ -	$ -	$ 62,411
4399	601002146	303.3	$ -	$ -	$ -	$ -	$ -	$ -	$ -	$ -	$ -	$ -	$ -
4400	601002147	303.3	$ -	$ -	$ -	$ -	$ -	$ -	$ -	$ -	$ -	$ -	$ -
4401	601002148	303.3	$ -	$ -	$ -	$ -	$ -	$ -	$ -	$ -	$ -	$ -	$ -
4402	601002149	303.3	$ -	$ -	$ -	$ -	$ -	$ -	$ -	$ -	$ -	$ -	$ -
4403	601002150	303.3	$ -	$ -	$ -	$ -	$ -	$ -	$ -	$ -	$ -	$ -	$ -
4404	633002151	376.1	$ -	$ -	$ -	$ -	$ -	$ -	$ -	$ -	$ -	$ -	$ -
4405	633002151	376.2	$ -	$ -	$ -	$ -	$ -	$ -	$ -	$ -	$ -	$ -	$ -
4406	633002151	376.4	$ -	$ -	$ -	$ -	$ -	$ -	$ -	$ -	$ -	$ -	$ -
4407	633002151	380.0	$ -	$ -	$ -	$ -	$ -	$ -	$ -	$ -	$ -	$ -	$ -
4408	601002152	303.3	$ -	$ -	$ -	$ -	$ -	$ -	$ -	$ -	$ -	$ -	$ -
4409	601002153	303.3	$ -	$ -	$ -	$ -	$ -	$ -	$ -	$ -	$ -	$ -	$ -
4410	601002154	303.3	$ -	$ -	$ -	$ -	$ -	$ -	$ -	$ -	$ -	$ -	$ -
4411	T680002155	367.1	$ -	$ -	$ -	$ -	$ -	$ -	$ -	$ -	$ -	$ -	$ -
4412	T680002155	368.0	$ -	$ -	$ -	$ -	$ -	$ -	$ -	$ -	$ -	$ -	$ -
4413	T680002155	369.0	$ -	$ -	$ -	$ -	$ -	$ -	$ -	$ -	$ -	$ -	$ -

Sponsored by NMGC Witness Erik C. Buchanan

NEW MEXICO GAS COMPANY, INC.

Gross Balances
Base Period - 12 Months Ending March 31, 2023
Future Test Year - 12 Months Ending September 30, 2025

	A	B	N	O	P	Q	R	S	T	U	V	W	X	Y
1														
2			Balance	Balance	Balance	Balance	Balance	Balance	Balance	Balance	Balance	Balance	Balance	Balance
3	Investment Number / Beginning Balance	FERC Account	2/29/2024	3/31/2024	4/30/2024	5/31/2024	6/30/2024	7/31/2024	8/31/2024	9/30/2024	10/31/2024	11/30/2024	12/31/2024	1/31/2025
4365	601002131	391.2	$ -	$ -	$ -	$ -	$ -	$ -	$ -	$ -	$ -	$ -	$ -	$ -
4366	601002131	397.0	$ -	$ -	$ -	$ -	$ -	$ -	$ -	$ -	$ -	$ -	$ -	$ -
4367	601002131	398.0	$ -	$ -	$ -	$ -	$ -	$ -	$ -	$ -	$ -	$ -	$ -	$ -
4368	601002132	391.2	$ -	$ -	$ -	$ -	$ -	$ -	$ -	$ -	$ -	$ -	$ -	$ -
4369	601002132	397.0	$ -	$ -	$ -	$ -	$ -	$ -	$ -	$ -	$ -	$ -	$ -	$ -
4370	601002132	398.0	$ -	$ -	$ -	$ -	$ -	$ -	$ -	$ -	$ -	$ -	$ -	$ -
4371	601002133	391.2	$ -	$ -	$ -	$ -	$ -	$ -	$ -	$ -	$ -	$ -	$ -	$ -
4372	601002133	397.0	$ -	$ -	$ -	$ -	$ -	$ -	$ -	$ -	$ -	$ -	$ -	$ -
4373	601002133	398.0	$ -	$ -	$ -	$ -	$ -	$ -	$ -	$ -	$ -	$ -	$ -	$ -
4374	601002134	391.2	$ -	$ -	$ -	$ -	$ -	$ -	$ -	$ -	$ -	$ -	$ -	$ -
4375	601002134	397.0	$ -	$ -	$ -	$ -	$ -	$ -	$ -	$ -	$ -	$ -	$ -	$ -
4376	601002134	398.0	$ -	$ -	$ -	$ -	$ -	$ -	$ -	$ -	$ -	$ -	$ -	$ -
4377	601002135	391.2	$ -	$ -	$ -	$ -	$ -	$ -	$ -	$ -	$ -	$ -	$ -	$ -
4378	601002135	397.0	$ -	$ -	$ -	$ -	$ -	$ -	$ -	$ -	$ -	$ -	$ -	$ -
4379	601002135	398.0	$ -	$ -	$ -	$ -	$ -	$ -	$ -	$ -	$ -	$ -	$ -	$ -
4380	601002136	391.2	$ -	$ -	$ -	$ -	$ -	$ -	$ -	$ -	$ -	$ -	$ -	$ -
4381	601002136	397.0	$ -	$ -	$ -	$ -	$ -	$ -	$ -	$ -	$ -	$ -	$ -	$ -
4382	601002136	398.0	$ -	$ -	$ -	$ -	$ -	$ -	$ -	$ -	$ -	$ -	$ -	$ -
4383	T660002137	367.1	$ -	$ -	$ -	$ -	$ -	$ -	$ -	$ -	$ -	$ -	$ -	$ -
4384	T660002137	368.0	$ -	$ -	$ -	$ -	$ -	$ -	$ -	$ -	$ -	$ -	$ -	$ -
4385	T660002137	369.0	$ -	$ -	$ -	$ -	$ -	$ -	$ -	$ -	$ -	$ -	$ -	$ -
4386	T624002138	367.1	$ -	$ -	$ -	$ -	$ -	$ -	$ -	$ -	$ -	$ -	$ -	$ -
4387	T624002138	368.0	$ -	$ -	$ -	$ -	$ -	$ -	$ -	$ -	$ -	$ -	$ -	$ -
4388	T624002138	369.0	$ -	$ -	$ -	$ -	$ -	$ -	$ -	$ -	$ -	$ -	$ -	$ -
4389	T621002139	367.1	$ -	$ -	$ -	$ -	$ -	$ -	$ -	$ -	$ -	$ -	$ -	$ -
4390	T621002139	368.0	$ -	$ -	$ -	$ -	$ -	$ -	$ -	$ -	$ -	$ -	$ -	$ -
4391	T621002139	369.0	$ -	$ -	$ -	$ -	$ -	$ -	$ -	$ -	$ -	$ -	$ -	$ -
4392	601002140	303.3	$ -	$ -	$ -	$ -	$ -	$ -	$ -	$ -	$ -	$ -	$ -	$ -
4393	601002141	303.3	$ -	$ -	$ -	$ -	$ -	$ -	$ -	$ -	$ -	$ -	$ -	$ -
4394	601002142	303.3	$ -	$ -	$ -	$ -	$ -	$ -	$ -	$ -	$ -	$ -	$ -	$ 53,254
4395	T610002143	368.0	$ -	$ -	$ -	$ -	$ -	$ -	$ -	$ -	$ -	$ -	$ -	$ -
4396	T610002143	369.0	$ -	$ -	$ -	$ -	$ -	$ -	$ -	$ -	$ -	$ -	$ -	$ -
4397	601002144	303.3	$ -	$ -	$ -	$ -	$ -	$ -	$ -	$ -	$ -	$ -	$ -	$ -
4398	601002145	303.3	$ 62,411	$ 62,411	$ 62,411	$ 62,411	$ 62,411	$ 62,411	$ 62,411	$ 62,411	$ 62,411	$ 62,411	$ 62,411	$ 62,411
4399	601002146	303.3	$ -	$ -	$ -	$ -	$ -	$ -	$ -	$ -	$ -	$ -	$ -	$ -
4400	601002147	303.3	$ -	$ -	$ -	$ -	$ -	$ -	$ -	$ -	$ -	$ -	$ -	$ -
4401	601002148	303.3	$ -	$ -	$ -	$ -	$ -	$ -	$ -	$ -	$ -	$ -	$ -	$ -
4402	601002149	303.3	$ -	$ -	$ -	$ -	$ -	$ -	$ -	$ -	$ -	$ -	$ -	$ -
4403	601002150	303.3	$ -	$ -	$ -	$ -	$ -	$ -	$ -	$ -	$ -	$ -	$ -	$ -
4404	633002151	376.1	$ -	$ -	$ -	$ 22,380	$ 22,380	$ 22,380	$ 22,380	$ 22,380	$ 22,380	$ 22,380	$ 22,380	$ 22,380
4405	633002151	376.2	$ -	$ -	$ -	$ 156,660	$ 156,660	$ 156,660	$ 156,660	$ 156,660	$ 156,660	$ 156,660	$ 156,660	$ 156,660
4406	633002151	376.4	$ -	$ -	$ -	$ 11,190	$ 11,190	$ 11,190	$ 11,190	$ 11,190	$ 11,190	$ 11,190	$ 11,190	$ 11,190
4407	633002151	380.0	$ -	$ -	$ -	$ 33,570	$ 33,570	$ 33,570	$ 33,570	$ 33,570	$ 33,570	$ 33,570	$ 33,570	$ 33,570
4408	601002152	303.3	$ -	$ -	$ -	$ -	$ -	$ -	$ -	$ -	$ -	$ -	$ -	$ 204,762
4409	601002153	303.3	$ -	$ -	$ -	$ -	$ -	$ -	$ -	$ -	$ -	$ -	$ -	$ -
4410	601002154	303.3	$ -	$ -	$ -	$ -	$ -	$ -	$ -	$ -	$ -	$ -	$ -	$ -
4411	T680002155	367.1	$ -	$ -	$ -	$ -	$ -	$ -	$ -	$ -	$ -	$ -	$ -	$ -
4412	T680002155	368.0	$ -	$ -	$ -	$ -	$ -	$ -	$ -	$ -	$ -	$ -	$ -	$ -
4413	T680002155	369.0	$ -	$ -	$ -	$ -	$ -	$ -	$ -	$ -	$ -	$ -	$ -	$ -

Sponsored by NMGC Witness Erik C. Buchanan

WP Plant 3 Gross Balances

NEW MEXICO GAS COMPANY, INC.

Gross Balances
Base Period - 12 Months Ending March 31, 2023
Future Test Year - 12 Months Ending September 30, 2025

	A	B	Z	AA	AB	AC	AD	AE	AF	AG
1										
2			Balance	Balance	Balance	Balance	Balance	Balance	Balance	Balance
3	Investment Number / Beginning Balance	FERC Account	2/28/2025	3/31/2025	4/30/2025	5/31/2025	6/30/2025	7/31/2025	8/31/2025	9/30/2025
4365	601002131	391.2	$ -	$ -	$ -	$ -	$ -	$ -	$ -	$ -
4366	601002131	397.0	$ -	$ -	$ -	$ -	$ -	$ -	$ -	$ -
4367	601002131	398.0	$ -	$ -	$ -	$ -	$ -	$ -	$ -	$ -
4368	601002132	391.2	$ -	$ -	$ -	$ -	$ -	$ -	$ -	$ -
4369	601002132	397.0	$ -	$ -	$ -	$ -	$ -	$ -	$ -	$ -
4370	601002132	398.0	$ -	$ -	$ -	$ -	$ -	$ -	$ -	$ -
4371	601002133	391.2	$ -	$ -	$ -	$ -	$ -	$ -	$ -	$ -
4372	601002133	397.0	$ -	$ -	$ -	$ -	$ -	$ -	$ -	$ -
4373	601002133	398.0	$ -	$ -	$ -	$ -	$ -	$ -	$ -	$ -
4374	601002134	391.2	$ -	$ -	$ -	$ -	$ -	$ -	$ -	$ -
4375	601002134	397.0	$ -	$ -	$ -	$ -	$ -	$ -	$ -	$ -
4376	601002134	398.0	$ -	$ -	$ -	$ -	$ -	$ -	$ -	$ -
4377	601002135	391.2	$ -	$ -	$ -	$ -	$ -	$ -	$ -	$ -
4378	601002135	397.0	$ -	$ -	$ -	$ -	$ -	$ -	$ -	$ -
4379	601002135	398.0	$ -	$ -	$ -	$ -	$ -	$ -	$ -	$ -
4380	601002136	391.2	$ -	$ -	$ -	$ -	$ -	$ -	$ -	$ -
4381	601002136	397.0	$ -	$ -	$ -	$ -	$ -	$ -	$ -	$ -
4382	601002136	398.0	$ -	$ -	$ -	$ -	$ -	$ -	$ -	$ -
4383	T660002137	367.1	$ -	$ -	$ -	$ -	$ -	$ -	$ -	$ -
4384	T660002137	368.0	$ -	$ -	$ -	$ -	$ -	$ -	$ -	$ -
4385	T660002137	369.0	$ -	$ -	$ -	$ -	$ -	$ -	$ -	$ -
4386	T624002138	367.1	$ -	$ -	$ -	$ -	$ -	$ -	$ 311,165	$ 311,165
4387	T624002138	368.0	$ -	$ -	$ -	$ -	$ -	$ -	$ 44,452	$ 44,452
4388	T624002138	369.0	$ -	$ -	$ -	$ -	$ -	$ -	$ 88,904	$ 88,904
4389	T621002139	367.1	$ -	$ -	$ -	$ -	$ -	$ -	$ -	$ -
4390	T621002139	368.0	$ -	$ -	$ -	$ -	$ -	$ -	$ -	$ -
4391	T621002139	369.0	$ -	$ -	$ -	$ -	$ -	$ -	$ -	$ -
4392	601002140	303.3	$ -	$ -	$ -	$ -	$ -	$ -	$ -	$ -
4393	601002141	303.3	$ -	$ -	$ -	$ -	$ -	$ -	$ -	$ -
4394	601002142	303.3	$ 53,254	$ 53,254	$ 53,254	$ 53,254	$ 53,254	$ 53,254	$ 53,254	$ 53,254
4395	T610002143	368.0	$ -	$ -	$ -	$ -	$ -	$ -	$ -	$ -
4396	T610002143	369.0	$ -	$ -	$ -	$ -	$ -	$ -	$ -	$ -
4397	601002144	303.3	$ -	$ -	$ -	$ -	$ -	$ -	$ -	$ -
4398	601002145	303.3	$ 62,411	$ 62,411	$ 62,411	$ 62,411	$ 62,411	$ 62,411	$ 62,411	$ 62,411
4399	601002146	303.3	$ -	$ -	$ -	$ -	$ -	$ -	$ -	$ -
4400	601002147	303.3	$ -	$ -	$ -	$ -	$ -	$ -	$ -	$ -
4401	601002148	303.3	$ -	$ -	$ -	$ -	$ -	$ -	$ -	$ -
4402	601002149	303.3	$ -	$ -	$ -	$ -	$ -	$ -	$ -	$ -
4403	601002150	303.3	$ -	$ -	$ -	$ -	$ -	$ -	$ -	$ -
4404	633002151	376.1	$ 22,380	$ 22,380	$ 22,380	$ 22,380	$ 22,380	$ 22,380	$ 22,380	$ 22,380
4405	633002151	376.2	$ 156,660	$ 156,660	$ 156,660	$ 156,660	$ 156,660	$ 156,660	$ 156,660	$ 156,660
4406	633002151	376.4	$ 11,190	$ 11,190	$ 11,190	$ 11,190	$ 11,190	$ 11,190	$ 11,190	$ 11,190
4407	633002151	380.0	$ 33,570	$ 33,570	$ 33,570	$ 33,570	$ 33,570	$ 33,570	$ 33,570	$ 33,570
4408	601002152	303.3	$ 204,762	$ 204,762	$ 204,762	$ 204,762	$ 204,762	$ 204,762	$ 204,762	$ 204,762
4409	601002153	303.3	$ -	$ -	$ -	$ -	$ -	$ -	$ -	$ -
4410	601002154	303.3	$ -	$ -	$ -	$ -	$ -	$ -	$ -	$ -
4411	T680002155	367.1	$ -	$ -	$ -	$ -	$ -	$ -	$ -	$ -
4412	T680002155	368.0	$ -	$ -	$ -	$ -	$ -	$ -	$ -	$ -
4413	T680002155	369.0	$ -	$ -	$ -	$ -	$ -	$ -	$ -	$ -

NEW MEXICO GAS COMPANY, INC.

Gross Balances
Base Period - 12 Months Ending March 31, 2023
Future Test Year - 12 Months Ending September 30, 2025

	A	B	C	D	E	F	G	H	I	J	K	L	M
1			Adjusted Base Period										
2			Balance	Balance	Balance	Balance	Balance	Balance	Balance	Balance	Balance	Balance	Balance
3	Investment Number / Beginning Balance	FERC Account	3/31/2023	4/30/2023	5/31/2023	6/30/2023	7/31/2023	8/31/2023	9/30/2023	10/31/2023	11/30/2023	12/31/2023	1/31/2024
4414	601002156	303.3	$ -	$ -	$ -	$ -	$ -	$ -	$ -	$ -	$ -	$ -	$ -
4415	601002157	303.3	$ -	$ -	$ -	$ -	$ -	$ -	$ -	$ -	$ -	$ -	$ -
4416	601002158	303.3	$ -	$ -	$ -	$ -	$ -	$ -	$ -	$ -	$ -	$ -	$ -
4417	601002159	303.3	$ -	$ -	$ -	$ -	$ -	$ -	$ -	$ -	$ -	$ -	$ -
4418	601002160	303.3	$ -	$ -	$ -	$ -	$ -	$ -	$ -	$ -	$ -	$ -	$ -
4419	601002161	303.3	$ -	$ -	$ -	$ -	$ -	$ -	$ -	$ -	$ -	$ -	$ -
4420	601002162	303.3	$ -	$ -	$ -	$ -	$ -	$ -	$ -	$ -	$ -	$ -	$ -
4421	601002163	303.3	$ -	$ -	$ -	$ -	$ -	$ -	$ -	$ -	$ -	$ -	$ -
4422	601002164	303.3	$ -	$ -	$ -	$ -	$ -	$ -	$ -	$ -	$ -	$ -	$ -
4423	601002165	303.3	$ -	$ -	$ -	$ -	$ -	$ -	$ -	$ -	$ -	$ -	$ -
4424	601002166	303.3	$ -	$ -	$ -	$ -	$ -	$ -	$ -	$ -	$ -	$ -	$ -
4425	601002167	303.3	$ -	$ -	$ -	$ -	$ -	$ -	$ -	$ -	$ -	$ -	$ -
4426	684002168	376.1	$ -	$ -	$ -	$ -	$ -	$ -	$ -	$ -	$ -	$ -	$ -
4427	684002168	376.2	$ -	$ -	$ -	$ -	$ -	$ -	$ -	$ -	$ -	$ -	$ -
4428	684002168	376.4	$ -	$ -	$ -	$ -	$ -	$ -	$ -	$ -	$ -	$ -	$ -
4429	624002169	376.1	$ -	$ -	$ -	$ -	$ -	$ -	$ -	$ -	$ -	$ -	$ -
4430	624002169	376.2	$ -	$ -	$ -	$ -	$ -	$ -	$ -	$ -	$ -	$ -	$ -
4431	624002169	376.4	$ -	$ -	$ -	$ -	$ -	$ -	$ -	$ -	$ -	$ -	$ -
4432	601002170	303.3	$ -	$ -	$ -	$ -	$ -	$ -	$ -	$ -	$ -	$ -	$ 25,069
4433	601002171	303.3	$ -	$ -	$ -	$ -	$ -	$ -	$ -	$ -	$ -	$ -	$ 51,179
4434	601002172	303.3	$ -	$ -	$ -	$ -	$ -	$ -	$ -	$ -	$ -	$ -	$ -
4435	601002174	303.3	$ -	$ -	$ -	$ -	$ -	$ -	$ -	$ -	$ -	$ -	$ -
4436	T601002175	367.1	$ -	$ -	$ -	$ -	$ -	$ -	$ -	$ -	$ -	$ -	$ -
4437	T601002175	368.0	$ -	$ -	$ -	$ -	$ -	$ -	$ -	$ -	$ -	$ -	$ -
4438	T601002175	369.0	$ -	$ -	$ -	$ -	$ -	$ -	$ -	$ -	$ -	$ -	$ -
4439	601002176	303.3	$ -	$ -	$ -	$ -	$ -	$ -	$ -	$ -	$ -	$ -	$ -
4440	601002177	303.3	$ -	$ -	$ -	$ -	$ -	$ -	$ -	$ -	$ -	$ -	$ -
4441	601002178	303.3	$ -	$ -	$ -	$ -	$ -	$ -	$ -	$ -	$ -	$ -	$ -
4442	601002179	303.3	$ -	$ -	$ -	$ -	$ -	$ -	$ -	$ -	$ -	$ -	$ -
4443	611002180	376.1	$ -	$ -	$ -	$ -	$ -	$ -	$ -	$ -	$ -	$ -	$ -
4444	611002180	376.2	$ -	$ -	$ -	$ -	$ -	$ -	$ -	$ -	$ -	$ -	$ -
4445	611002180	376.4	$ -	$ -	$ -	$ -	$ -	$ -	$ -	$ -	$ -	$ -	$ -
4446	611002180	380.0	$ -	$ -	$ -	$ -	$ -	$ -	$ -	$ -	$ -	$ -	$ -
4447	627002181	376.1	$ -	$ -	$ -	$ -	$ -	$ -	$ -	$ -	$ -	$ -	$ -
4448	627002181	376.2	$ -	$ -	$ -	$ -	$ -	$ -	$ -	$ -	$ -	$ -	$ -
4449	627002181	376.4	$ -	$ -	$ -	$ -	$ -	$ -	$ -	$ -	$ -	$ -	$ -
4450	627002181	380.0	$ -	$ -	$ -	$ -	$ -	$ -	$ -	$ -	$ -	$ -	$ -
4451	T624002182	367.1	$ -	$ -	$ -	$ -	$ -	$ -	$ -	$ -	$ -	$ -	$ -
4452	T624002182	368.0	$ -	$ -	$ -	$ -	$ -	$ -	$ -	$ -	$ -	$ -	$ -
4453	T624002182	369.0	$ -	$ -	$ -	$ -	$ -	$ -	$ -	$ -	$ -	$ -	$ -
4454	601002183	303.3	$ -	$ -	$ -	$ -	$ -	$ -	$ -	$ -	$ -	$ -	$ -
4455	601002184	303.3	$ -	$ -	$ -	$ -	$ -	$ -	$ -	$ -	$ -	$ -	$ -
4456	601002185	303.3	$ -	$ -	$ -	$ -	$ -	$ -	$ -	$ -	$ -	$ -	$ -
4457	601002186	303.3	$ -	$ -	$ -	$ -	$ -	$ -	$ -	$ -	$ -	$ -	$ -
4458	611002187	376.1	$ -	$ -	$ -	$ -	$ -	$ -	$ -	$ -	$ -	$ -	$ -
4459	611002187	376.2	$ -	$ -	$ -	$ -	$ -	$ -	$ -	$ -	$ -	$ -	$ -
4460	611002187	376.4	$ -	$ -	$ -	$ -	$ -	$ -	$ -	$ -	$ -	$ -	$ -
4461	611002187	380.0	$ -	$ -	$ -	$ -	$ -	$ -	$ -	$ -	$ -	$ -	$ -
4462	601002188	303.3	$ -	$ -	$ -	$ -	$ -	$ -	$ -	$ -	$ -	$ -	$ -

Sponsored by NMGC Witness Erik C. Buchanan

WP Plant 3 Gross Balances

NEW MEXICO GAS COMPANY, INC.

Gross Balances
Base Period - 12 Months Ending March 31, 2023
Future Test Year - 12 Months Ending September 30, 2025

	A	B	N	O	P	Q	R	S	T	U	V	W	X	Y
1														
2			Balance	Balance	Balance	Balance	Balance	Balance	Balance	Balance	Balance	Balance	Balance	Balance
3	Investment Number / Beginning Balance	FERC Account	2/29/2024	3/31/2024	4/30/2024	5/31/2024	6/30/2024	7/31/2024	8/31/2024	9/30/2024	10/31/2024	11/30/2024	12/31/2024	1/31/2025
4414	601002156	303.3	$ -	$ -	$ -	$ -	$ -	$ -	$ -	$ -	$ -	$ -	$ -	$ -
4415	601002157	303.3	$ -	$ -	$ -	$ -	$ -	$ -	$ -	$ -	$ -	$ -	$ -	$ 614,287
4416	601002158	303.3	$ -	$ -	$ -	$ -	$ -	$ -	$ -	$ -	$ -	$ -	$ -	$ -
4417	601002159	303.3	$ -	$ -	$ -	$ -	$ -	$ -	$ -	$ -	$ -	$ -	$ -	$ -
4418	601002160	303.3	$ -	$ -	$ -	$ -	$ -	$ -	$ -	$ -	$ -	$ -	$ -	$ -
4419	601002161	303.3	$ -	$ -	$ -	$ -	$ -	$ -	$ -	$ -	$ -	$ -	$ -	$ 102,381
4420	601002162	303.3	$ -	$ -	$ -	$ -	$ -	$ -	$ -	$ -	$ -	$ -	$ -	$ -
4421	601002163	303.3	$ -	$ -	$ -	$ -	$ -	$ -	$ -	$ -	$ -	$ -	$ -	$ -
4422	601002164	303.3	$ -	$ -	$ -	$ -	$ -	$ -	$ -	$ -	$ -	$ -	$ -	$ -
4423	601002165	303.3	$ -	$ -	$ -	$ -	$ -	$ -	$ -	$ -	$ -	$ -	$ -	$ -
4424	601002166	303.3	$ -	$ -	$ -	$ -	$ -	$ -	$ -	$ -	$ -	$ -	$ -	$ -
4425	601002167	303.3	$ -	$ -	$ -	$ -	$ -	$ -	$ -	$ -	$ -	$ -	$ -	$ -
4426	684002168	376.1	$ -	$ -	$ -	$ -	$ -	$ -	$ -	$ -	$ -	$ -	$ -	$ -
4427	684002168	376.2	$ -	$ -	$ -	$ -	$ -	$ -	$ -	$ -	$ -	$ -	$ -	$ -
4428	684002168	376.4	$ -	$ -	$ -	$ -	$ -	$ -	$ -	$ -	$ -	$ -	$ -	$ -
4429	624002169	376.1	$ -	$ -	$ -	$ -	$ -	$ -	$ -	$ 204,027	$ 204,027	$ 204,027	$ 204,027	$ 204,027
4430	624002169	376.2	$ -	$ -	$ -	$ -	$ -	$ -	$ -	$ 158,688	$ 158,688	$ 158,688	$ 158,688	$ 158,688
4431	624002169	376.4	$ -	$ -	$ -	$ -	$ -	$ -	$ -	$ 90,679	$ 90,679	$ 90,679	$ 90,679	$ 90,679
4432	601002170	303.3	$ 25,069	$ 25,069	$ 25,069	$ 25,069	$ 25,069	$ 25,069	$ 25,069	$ 25,069	$ 25,069	$ 25,069	$ 25,069	$ 25,069
4433	601002171	303.3	$ 51,179	$ 51,179	$ 51,179	$ 51,179	$ 51,179	$ 51,179	$ 51,179	$ 51,179	$ 51,179	$ 51,179	$ 51,179	$ 51,179
4434	601002172	303.3	$ -	$ -	$ -	$ -	$ -	$ -	$ -	$ -	$ -	$ -	$ -	$ -
4435	601002174	303.3	$ -	$ -	$ -	$ -	$ -	$ -	$ -	$ -	$ -	$ -	$ -	$ 39,434
4436	T601002175	367.1	$ -	$ -	$ -	$ -	$ -	$ -	$ -	$ -	$ -	$ -	$ -	$ -
4437	T601002175	368.0	$ -	$ -	$ -	$ -	$ -	$ -	$ -	$ -	$ -	$ -	$ -	$ -
4438	T601002175	369.0	$ -	$ -	$ -	$ -	$ -	$ -	$ -	$ -	$ -	$ -	$ -	$ -
4439	601002176	303.3	$ -	$ -	$ -	$ -	$ -	$ -	$ -	$ -	$ -	$ -	$ -	$ -
4440	601002177	303.3	$ -	$ -	$ -	$ -	$ -	$ -	$ -	$ -	$ -	$ -	$ -	$ -
4441	601002178	303.3	$ -	$ -	$ -	$ -	$ -	$ -	$ -	$ -	$ -	$ -	$ -	$ -
4442	601002179	303.3	$ -	$ -	$ -	$ -	$ -	$ -	$ -	$ -	$ -	$ -	$ -	$ -
4443	611002180	376.1	$ -	$ -	$ -	$ -	$ -	$ -	$ -	$ -	$ -	$ -	$ -	$ -
4444	611002180	376.2	$ -	$ -	$ -	$ -	$ -	$ -	$ -	$ -	$ -	$ -	$ -	$ -
4445	611002180	376.4	$ -	$ -	$ -	$ -	$ -	$ -	$ -	$ -	$ -	$ -	$ -	$ -
4446	611002180	380.0	$ -	$ -	$ -	$ -	$ -	$ -	$ -	$ -	$ -	$ -	$ -	$ -
4447	627002181	376.1	$ -	$ -	$ -	$ -	$ -	$ -	$ -	$ -	$ -	$ -	$ -	$ -
4448	627002181	376.2	$ -	$ -	$ -	$ -	$ -	$ -	$ -	$ -	$ -	$ -	$ -	$ -
4449	627002181	376.4	$ -	$ -	$ -	$ -	$ -	$ -	$ -	$ -	$ -	$ -	$ -	$ -
4450	627002181	380.0	$ -	$ -	$ -	$ -	$ -	$ -	$ -	$ -	$ -	$ -	$ -	$ -
4451	T624002182	367.1	$ -	$ -	$ -	$ -	$ -	$ -	$ -	$ -	$ -	$ -	$ -	$ -
4452	T624002182	368.0	$ -	$ -	$ -	$ -	$ -	$ -	$ -	$ -	$ -	$ -	$ -	$ -
4453	T624002182	369.0	$ -	$ -	$ -	$ -	$ -	$ -	$ -	$ -	$ -	$ -	$ -	$ -
4454	601002183	303.3	$ -	$ -	$ -	$ -	$ -	$ -	$ -	$ -	$ -	$ -	$ -	$ 25,595
4455	601002184	303.3	$ -	$ -	$ -	$ -	$ -	$ -	$ -	$ -	$ -	$ -	$ -	$ -
4456	601002185	303.3	$ -	$ -	$ -	$ -	$ -	$ -	$ -	$ -	$ -	$ -	$ -	$ -
4457	601002186	303.3	$ -	$ -	$ -	$ -	$ -	$ -	$ -	$ -	$ -	$ -	$ -	$ -
4458	611002187	376.1	$ -	$ -	$ -	$ -	$ -	$ -	$ -	$ -	$ -	$ -	$ -	$ -
4459	611002187	376.2	$ -	$ -	$ -	$ -	$ -	$ -	$ -	$ -	$ -	$ -	$ -	$ -
4460	611002187	376.4	$ -	$ -	$ -	$ -	$ -	$ -	$ -	$ -	$ -	$ -	$ -	$ -
4461	611002187	380.0	$ -	$ -	$ -	$ -	$ -	$ -	$ -	$ -	$ -	$ -	$ -	$ -
4462	601002188	303.3	$ -	$ -	$ -	$ -	$ -	$ -	$ -	$ -	$ -	$ -	$ -	$ 25,595

Sponsored by NMGC Witness Erik C. Buchanan

NEW MEXICO GAS COMPANY, INC.

Gross Balances
Base Period - 12 Months Ending March 31, 2023
Future Test Year - 12 Months Ending September 30, 2025

	A	B	Z	AA	AB	AC	AD	AE	AF	AG
1										
2			Balance	Balance	Balance	Balance	Balance	Balance	Balance	Balance
3	Investment Number / Beginning Balance	FERC Account	2/28/2025	3/31/2025	4/30/2025	5/31/2025	6/30/2025	7/31/2025	8/31/2025	9/30/2025
4414	601002156	303.3	$ -	$ -	$ -	$ -	$ -	$ -	$ -	$ -
4415	601002157	303.3	$ 614,287	$ 614,287	$ 614,287	$ 614,287	$ 614,287	$ 614,287	$ 614,287	$ 614,287
4416	601002158	303.3	$ -	$ -	$ -	$ -	$ -	$ -	$ -	$ -
4417	601002159	303.3	$ -	$ -	$ -	$ -	$ -	$ -	$ -	$ -
4418	601002160	303.3	$ -	$ -	$ -	$ -	$ -	$ -	$ -	$ -
4419	601002161	303.3	$ 102,381	$ 102,381	$ 102,381	$ 102,381	$ 102,381	$ 102,381	$ 102,381	$ 102,381
4420	601002162	303.3	$ -	$ -	$ -	$ -	$ -	$ -	$ -	$ -
4421	601002163	303.3	$ -	$ -	$ -	$ -	$ -	$ -	$ -	$ -
4422	601002164	303.3	$ -	$ -	$ -	$ -	$ -	$ -	$ -	$ -
4423	601002165	303.3	$ -	$ -	$ -	$ -	$ -	$ -	$ -	$ -
4424	601002166	303.3	$ -	$ -	$ -	$ -	$ -	$ -	$ -	$ -
4425	601002167	303.3	$ -	$ -	$ -	$ -	$ -	$ -	$ -	$ -
4426	684002168	376.1	$ -	$ -	$ -	$ -	$ -	$ -	$ -	$ -
4427	684002168	376.2	$ -	$ -	$ -	$ -	$ -	$ -	$ -	$ -
4428	684002168	376.4	$ -	$ -	$ -	$ -	$ -	$ -	$ -	$ -
4429	624002169	376.1	$ 204,027	$ 204,027	$ 204,027	$ 204,027	$ 204,027	$ 204,027	$ 204,027	$ 204,027
4430	624002169	376.2	$ 158,688	$ 158,688	$ 158,688	$ 158,688	$ 158,688	$ 158,688	$ 158,688	$ 158,688
4431	624002169	376.4	$ 90,679	$ 90,679	$ 90,679	$ 90,679	$ 90,679	$ 90,679	$ 90,679	$ 90,679
4432	601002170	303.3	$ 25,069	$ 25,069	$ 25,069	$ 25,069	$ 25,069	$ 25,069	$ 25,069	$ 25,069
4433	601002171	303.3	$ 51,179	$ 51,179	$ 51,179	$ 51,179	$ 51,179	$ 51,179	$ 51,179	$ 51,179
4434	601002172	303.3	$ -	$ -	$ -	$ -	$ -	$ -	$ -	$ -
4435	601002174	303.3	$ 39,434	$ 39,434	$ 39,434	$ 39,434	$ 39,434	$ 39,434	$ 39,434	$ 39,434
4436	T601002175	367.1	$ -	$ -	$ -	$ -	$ -	$ -	$ -	$ -
4437	T601002175	368.0	$ -	$ -	$ -	$ -	$ -	$ -	$ -	$ -
4438	T601002175	369.0	$ -	$ -	$ -	$ -	$ -	$ -	$ -	$ -
4439	601002176	303.3	$ -	$ -	$ -	$ -	$ -	$ -	$ -	$ -
4440	601002177	303.3	$ -	$ -	$ -	$ -	$ -	$ -	$ -	$ -
4441	601002178	303.3	$ -	$ -	$ -	$ -	$ -	$ -	$ -	$ -
4442	601002179	303.3	$ -	$ -	$ -	$ -	$ -	$ -	$ -	$ -
4443	611002180	376.1	$ -	$ -	$ -	$ -	$ -	$ -	$ -	$ -
4444	611002180	376.2	$ -	$ -	$ -	$ -	$ -	$ -	$ -	$ -
4445	611002180	376.4	$ -	$ -	$ -	$ -	$ -	$ -	$ -	$ -
4446	611002180	380.0	$ -	$ -	$ -	$ -	$ -	$ -	$ -	$ -
4447	627002181	376.1	$ -	$ -	$ -	$ -	$ -	$ -	$ -	$ -
4448	627002181	376.2	$ -	$ -	$ -	$ -	$ -	$ -	$ -	$ -
4449	627002181	376.4	$ -	$ -	$ -	$ -	$ -	$ -	$ -	$ -
4450	627002181	380.0	$ -	$ -	$ -	$ -	$ -	$ -	$ -	$ -
4451	T624002182	367.1	$ -	$ -	$ -	$ -	$ -	$ -	$ -	$ -
4452	T624002182	368.0	$ -	$ -	$ -	$ -	$ -	$ -	$ -	$ -
4453	T624002182	369.0	$ -	$ -	$ -	$ -	$ -	$ -	$ -	$ -
4454	601002183	303.3	$ 25,595	$ 25,595	$ 25,595	$ 25,595	$ 25,595	$ 25,595	$ 25,595	$ 25,595
4455	601002184	303.3	$ -	$ -	$ -	$ -	$ -	$ -	$ -	$ -
4456	601002185	303.3	$ -	$ -	$ -	$ -	$ -	$ -	$ -	$ -
4457	601002186	303.3	$ -	$ -	$ -	$ -	$ -	$ -	$ -	$ -
4458	611002187	376.1	$ -	$ -	$ -	$ -	$ -	$ -	$ -	$ -
4459	611002187	376.2	$ -	$ -	$ -	$ -	$ -	$ -	$ -	$ -
4460	611002187	376.4	$ -	$ -	$ -	$ -	$ -	$ -	$ -	$ -
4461	611002187	380.0	$ -	$ -	$ -	$ -	$ -	$ -	$ -	$ -
4462	601002188	303.3	$ 25,595	$ 25,595	$ 25,595	$ 25,595	$ 25,595	$ 25,595	$ 25,595	$ 25,595

Sponsored by NMGC Witness Erik C. Buchanan

WP Plant 3 Gross Balances

NEW MEXICO GAS COMPANY, INC.

Gross Balances
Base Period - 12 Months Ending March 31, 2023
Future Test Year - 12 Months Ending September 30, 2025

	A	B	C	D	E	F	G	H	I	J	K	L	M
1			Adjusted Base Period										
2			Balance	Balance	Balance	Balance	Balance	Balance	Balance	Balance	Balance	Balance	Balance
3	Investment Number / Beginning Balance	FERC Account	3/31/2023	4/30/2023	5/31/2023	6/30/2023	7/31/2023	8/31/2023	9/30/2023	10/31/2023	11/30/2023	12/31/2023	1/31/2024
4463	601002189	303.3	$ -	$ -	$ -	$ -	$ -	$ -	$ -	$ -	$ -	$ -	$ -
4464	601002190	303.3	$ -	$ -	$ -	$ -	$ -	$ -	$ -	$ -	$ -	$ -	$ -
4465	601002191	303.3	$ -	$ -	$ -	$ -	$ -	$ -	$ -	$ -	$ -	$ -	$ -
4466	601002192	303.3	$ -	$ -	$ -	$ -	$ -	$ -	$ -	$ -	$ -	$ -	$ -
4467	601002193	303.3	$ -	$ -	$ -	$ -	$ -	$ -	$ -	$ -	$ -	$ -	$ -
4468	601002194	303.3	$ -	$ -	$ -	$ -	$ -	$ -	$ -	$ -	$ -	$ -	$ -
4469	T624002195	367.1	$ -	$ -	$ -	$ -	$ -	$ -	$ -	$ -	$ -	$ -	$ -
4470	T624002195	368.0	$ -	$ -	$ -	$ -	$ -	$ -	$ -	$ -	$ -	$ -	$ -
4471	T624002195	369.0	$ -	$ -	$ -	$ -	$ -	$ -	$ -	$ -	$ -	$ -	$ -
4472	T680002196	367.1	$ -	$ -	$ -	$ -	$ -	$ -	$ -	$ -	$ -	$ -	$ -
4473	T680002196	368.0	$ -	$ -	$ -	$ -	$ -	$ -	$ -	$ -	$ -	$ -	$ -
4474	T680002196	369.0	$ -	$ -	$ -	$ -	$ -	$ -	$ -	$ -	$ -	$ -	$ -
4475	T610002197	368.0	$ -	$ -	$ -	$ -	$ -	$ -	$ -	$ -	$ -	$ -	$ -
4476	T610002197	369.0	$ -	$ -	$ -	$ -	$ -	$ -	$ -	$ -	$ -	$ -	$ -
4477	611002198	376.1	$ -	$ -	$ -	$ -	$ -	$ -	$ -	$ -	$ -	$ -	$ -
4478	611002198	376.2	$ -	$ -	$ -	$ -	$ -	$ -	$ -	$ -	$ -	$ -	$ -
4479	611002198	376.4	$ -	$ -	$ -	$ -	$ -	$ -	$ -	$ -	$ -	$ -	$ -
4480	611002198	380.0	$ -	$ -	$ -	$ -	$ -	$ -	$ -	$ -	$ -	$ -	$ -
4481	610002199	376.1	$ -	$ -	$ -	$ -	$ -	$ -	$ -	$ -	$ -	$ -	$ -
4482	610002199	376.2	$ -	$ -	$ -	$ -	$ -	$ -	$ -	$ -	$ -	$ -	$ -
4483	610002199	376.4	$ -	$ -	$ -	$ -	$ -	$ -	$ -	$ -	$ -	$ -	$ -
4484	610002199	380.0	$ -	$ -	$ -	$ -	$ -	$ -	$ -	$ -	$ -	$ -	$ -
4485	T610002200	368.0	$ -	$ -	$ -	$ -	$ -	$ -	$ -	$ -	$ -	$ -	$ -
4486	T610002200	369.0	$ -	$ -	$ -	$ -	$ -	$ -	$ -	$ -	$ -	$ -	$ -
4487	T610002201	368.0	$ -	$ -	$ -	$ -	$ -	$ -	$ -	$ -	$ -	$ -	$ -
4488	T610002201	369.0	$ -	$ -	$ -	$ -	$ -	$ -	$ -	$ -	$ -	$ -	$ -
4489	610002202	376.1	$ -	$ -	$ -	$ -	$ -	$ -	$ -	$ -	$ -	$ -	$ -
4490	610002202	376.2	$ -	$ -	$ -	$ -	$ -	$ -	$ -	$ -	$ -	$ -	$ -
4491	610002202	376.4	$ -	$ -	$ -	$ -	$ -	$ -	$ -	$ -	$ -	$ -	$ -
4492	610002202	380.0	$ -	$ -	$ -	$ -	$ -	$ -	$ -	$ -	$ -	$ -	$ -
4493	610002203	376.1	$ -	$ -	$ -	$ -	$ -	$ -	$ -	$ -	$ -	$ -	$ -
4494	610002203	376.2	$ -	$ -	$ -	$ -	$ -	$ -	$ -	$ -	$ -	$ -	$ -
4495	610002203	376.4	$ -	$ -	$ -	$ -	$ -	$ -	$ -	$ -	$ -	$ -	$ -
4496	610002203	380.0	$ -	$ -	$ -	$ -	$ -	$ -	$ -	$ -	$ -	$ -	$ -
4497	T680002204	367.1	$ -	$ -	$ -	$ -	$ -	$ -	$ -	$ -	$ -	$ -	$ -
4498	T680002204	368.0	$ -	$ -	$ -	$ -	$ -	$ -	$ -	$ -	$ -	$ -	$ -
4499	T680002204	369.0	$ -	$ -	$ -	$ -	$ -	$ -	$ -	$ -	$ -	$ -	$ -
4500	610002205	376.1	$ -	$ -	$ -	$ -	$ -	$ -	$ -	$ -	$ -	$ -	$ -
4501	610002205	376.2	$ -	$ -	$ -	$ -	$ -	$ -	$ -	$ -	$ -	$ -	$ -
4502	610002205	376.4	$ -	$ -	$ -	$ -	$ -	$ -	$ -	$ -	$ -	$ -	$ -
4503	610002205	380.0	$ -	$ -	$ -	$ -	$ -	$ -	$ -	$ -	$ -	$ -	$ -
4504	620002206	367.1	$ -	$ -	$ -	$ -	$ -	$ -	$ -	$ -	$ -	$ -	$ -
4505	620002206	368.0	$ -	$ -	$ -	$ -	$ -	$ -	$ -	$ -	$ -	$ -	$ -
4506	620002206	369.0	$ -	$ -	$ -	$ -	$ -	$ -	$ -	$ -	$ -	$ -	$ -
4507	T610002207	367.1	$ -	$ -	$ -	$ -	$ -	$ -	$ -	$ -	$ -	$ -	$ -
4508	T610002207	368.0	$ -	$ -	$ -	$ -	$ -	$ -	$ -	$ -	$ -	$ -	$ -
4509	T610002207	369.0	$ -	$ -	$ -	$ -	$ -	$ -	$ -	$ -	$ -	$ -	$ -
4510	T624002208	367.1	$ -	$ -	$ -	$ -	$ -	$ -	$ -	$ -	$ -	$ -	$ -
4511	T624002208	368.0	$ -	$ -	$ -	$ -	$ -	$ -	$ -	$ -	$ -	$ -	$ -

Sponsored by NMGC Witness Erik C. Buchanan

NEW MEXICO GAS COMPANY, INC.

Gross Balances
Base Period - 12 Months Ending March 31, 2023
Future Test Year - 12 Months Ending September 30, 2025

	A	B	N	O	P	Q	R	S	T	U	V	W	X	Y
1														
2			Balance	Balance	Balance	Balance	Balance	Balance	Balance	Balance	Balance	Balance	Balance	Balance
3	Investment Number / Beginning Balance	FERC Account	2/29/2024	3/31/2024	4/30/2024	5/31/2024	6/30/2024	7/31/2024	8/31/2024	9/30/2024	10/31/2024	11/30/2024	12/31/2024	1/31/2025
4463	601002189	303.3	$ -	$ -	$ -	$ -	$ -	$ -	$ -	$ -	$ -	$ -	$ -	$ -
4464	601002190	303.3	$ -	$ -	$ -	$ -	$ -	$ -	$ -	$ -	$ -	$ -	$ -	$ -
4465	601002191	303.3	$ -	$ -	$ -	$ -	$ -	$ -	$ -	$ -	$ -	$ -	$ -	$ -
4466	601002192	303.3	$ -	$ -	$ -	$ -	$ -	$ -	$ -	$ -	$ -	$ -	$ -	$ 61,429
4467	601002193	303.3	$ -	$ -	$ -	$ -	$ -	$ -	$ -	$ -	$ -	$ -	$ -	$ 46,072
4468	601002194	303.3	$ -	$ -	$ -	$ -	$ -	$ -	$ -	$ -	$ -	$ -	$ -	$ 28,667
4469	T624002195	367.1	$ -	$ -	$ -	$ -	$ -	$ -	$ -	$ -	$ -	$ -	$ -	$ -
4470	T624002195	368.0	$ -	$ -	$ -	$ -	$ -	$ -	$ -	$ -	$ -	$ -	$ -	$ -
4471	T624002195	369.0	$ -	$ -	$ -	$ -	$ -	$ -	$ -	$ -	$ -	$ -	$ -	$ -
4472	T680002196	367.1	$ -	$ -	$ -	$ -	$ -	$ -	$ -	$ -	$ -	$ -	$ -	$ -
4473	T680002196	368.0	$ -	$ -	$ -	$ -	$ -	$ -	$ -	$ -	$ -	$ -	$ -	$ -
4474	T680002196	369.0	$ -	$ -	$ -	$ -	$ -	$ -	$ -	$ -	$ -	$ -	$ -	$ -
4475	T610002197	368.0	$ -	$ -	$ -	$ -	$ -	$ -	$ -	$ -	$ -	$ -	$ -	$ -
4476	T610002197	369.0	$ -	$ -	$ -	$ -	$ -	$ -	$ -	$ -	$ -	$ -	$ -	$ -
4477	611002198	376.1	$ -	$ -	$ -	$ -	$ -	$ -	$ -	$ -	$ -	$ -	$ -	$ -
4478	611002198	376.2	$ -	$ -	$ -	$ -	$ -	$ -	$ -	$ -	$ -	$ -	$ -	$ -
4479	611002198	376.4	$ -	$ -	$ -	$ -	$ -	$ -	$ -	$ -	$ -	$ -	$ -	$ -
4480	611002198	380.0	$ -	$ -	$ -	$ -	$ -	$ -	$ -	$ -	$ -	$ -	$ -	$ -
4481	610002199	376.1	$ -	$ -	$ -	$ -	$ -	$ -	$ -	$ -	$ -	$ -	$ -	$ -
4482	610002199	376.2	$ -	$ -	$ -	$ -	$ -	$ -	$ -	$ -	$ -	$ -	$ -	$ -
4483	610002199	376.4	$ -	$ -	$ -	$ -	$ -	$ -	$ -	$ -	$ -	$ -	$ -	$ -
4484	610002199	380.0	$ -	$ -	$ -	$ -	$ -	$ -	$ -	$ -	$ -	$ -	$ -	$ -
4485	T610002200	368.0	$ -	$ -	$ -	$ -	$ -	$ -	$ -	$ -	$ -	$ -	$ -	$ -
4486	T610002200	369.0	$ -	$ -	$ -	$ -	$ -	$ -	$ -	$ -	$ -	$ -	$ -	$ -
4487	T610002201	368.0	$ -	$ -	$ -	$ -	$ -	$ -	$ -	$ -	$ -	$ -	$ -	$ -
4488	T610002201	369.0	$ -	$ -	$ -	$ -	$ -	$ -	$ -	$ -	$ -	$ -	$ -	$ -
4489	610002202	376.1	$ -	$ -	$ -	$ -	$ -	$ -	$ -	$ -	$ -	$ -	$ -	$ -
4490	610002202	376.2	$ -	$ -	$ -	$ -	$ -	$ -	$ -	$ -	$ -	$ -	$ -	$ -
4491	610002202	376.4	$ -	$ -	$ -	$ -	$ -	$ -	$ -	$ -	$ -	$ -	$ -	$ -
4492	610002202	380.0	$ -	$ -	$ -	$ -	$ -	$ -	$ -	$ -	$ -	$ -	$ -	$ -
4493	610002203	376.1	$ -	$ -	$ -	$ -	$ -	$ -	$ -	$ -	$ -	$ -	$ -	$ -
4494	610002203	376.2	$ -	$ -	$ -	$ -	$ -	$ -	$ -	$ -	$ -	$ -	$ -	$ -
4495	610002203	376.4	$ -	$ -	$ -	$ -	$ -	$ -	$ -	$ -	$ -	$ -	$ -	$ -
4496	610002203	380.0	$ -	$ -	$ -	$ -	$ -	$ -	$ -	$ -	$ -	$ -	$ -	$ -
4497	T680002204	367.1	$ -	$ -	$ -	$ -	$ -	$ -	$ -	$ -	$ -	$ -	$ -	$ -
4498	T680002204	368.0	$ -	$ -	$ -	$ -	$ -	$ -	$ -	$ -	$ -	$ -	$ -	$ -
4499	T680002204	369.0	$ -	$ -	$ -	$ -	$ -	$ -	$ -	$ -	$ -	$ -	$ -	$ -
4500	610002205	376.1	$ -	$ -	$ -	$ -	$ -	$ -	$ -	$ -	$ -	$ -	$ -	$ -
4501	610002205	376.2	$ -	$ -	$ -	$ -	$ -	$ -	$ -	$ -	$ -	$ -	$ -	$ -
4502	610002205	376.4	$ -	$ -	$ -	$ -	$ -	$ -	$ -	$ -	$ -	$ -	$ -	$ -
4503	610002205	380.0	$ -	$ -	$ -	$ -	$ -	$ -	$ -	$ -	$ -	$ -	$ -	$ -
4504	620002206	367.1	$ -	$ -	$ -	$ -	$ -	$ -	$ -	$ -	$ -	$ -	$ -	$ -
4505	620002206	368.0	$ -	$ -	$ -	$ -	$ -	$ -	$ -	$ -	$ -	$ -	$ -	$ -
4506	620002206	369.0	$ -	$ -	$ -	$ -	$ -	$ -	$ -	$ -	$ -	$ -	$ -	$ -
4507	T610002207	367.1	$ -	$ -	$ -	$ -	$ -	$ -	$ -	$ -	$ -	$ -	$ -	$ -
4508	T610002207	368.0	$ -	$ -	$ -	$ -	$ -	$ -	$ -	$ -	$ -	$ -	$ -	$ -
4509	T610002207	369.0	$ -	$ -	$ -	$ -	$ -	$ -	$ -	$ -	$ -	$ -	$ -	$ -
4510	T624002208	367.1	$ -	$ -	$ -	$ -	$ -	$ -	$ -	$ -	$ -	$ -	$ -	$ -
4511	T624002208	368.0	$ -	$ -	$ -	$ -	$ -	$ -	$ -	$ -	$ -	$ -	$ -	$ -

Sponsored by NMGC Witness Erik C. Buchanan

NEW MEXICO GAS COMPANY, INC.

Gross Balances
Base Period - 12 Months Ending March 31, 2023
Future Test Year - 12 Months Ending September 30, 2025

	A	B	Z	AA	AB	AC	AD	AE	AF	AG
1										
2			Balance	Balance	Balance	Balance	Balance	Balance	Balance	Balance
3	Investment Number / Beginning Balance	FERC Account	2/28/2025	3/31/2025	4/30/2025	5/31/2025	6/30/2025	7/31/2025	8/31/2025	9/30/2025
4463	601002189	303.3	$ -	$ -	$ -	$ -	$ -	$ -	$ -	$ -
4464	601002190	303.3	$ -	$ -	$ -	$ -	$ -	$ -	$ -	$ -
4465	601002191	303.3	$ -	$ -	$ -	$ -	$ -	$ -	$ -	$ -
4466	601002192	303.3	$ 61,429	$ 61,429	$ 61,429	$ 61,429	$ 61,429	$ 61,429	$ 61,429	$ 61,429
4467	601002193	303.3	$ 46,072	$ 46,072	$ 46,072	$ 46,072	$ 46,072	$ 46,072	$ 46,072	$ 46,072
4468	601002194	303.3	$ 28,667	$ 28,667	$ 28,667	$ 28,667	$ 28,667	$ 28,667	$ 28,667	$ 28,667
4469	T624002195	367.1	$ -	$ -	$ -	$ -	$ -	$ -	$ -	$ -
4470	T624002195	368.0	$ -	$ -	$ -	$ -	$ -	$ -	$ -	$ -
4471	T624002195	369.0	$ -	$ -	$ -	$ -	$ -	$ -	$ -	$ -
4472	T680002196	367.1	$ -	$ -	$ -	$ -	$ -	$ -	$ -	$ -
4473	T680002196	368.0	$ -	$ -	$ -	$ -	$ -	$ -	$ -	$ -
4474	T680002196	369.0	$ -	$ -	$ -	$ -	$ -	$ -	$ -	$ -
4475	T610002197	368.0	$ -	$ -	$ -	$ -	$ -	$ -	$ -	$ -
4476	T610002197	369.0	$ -	$ -	$ -	$ -	$ -	$ -	$ -	$ -
4477	611002198	376.1	$ -	$ -	$ -	$ -	$ -	$ -	$ -	$ -
4478	611002198	376.2	$ -	$ -	$ -	$ -	$ -	$ -	$ -	$ -
4479	611002198	376.4	$ -	$ -	$ -	$ -	$ -	$ -	$ -	$ -
4480	611002198	380.0	$ -	$ -	$ -	$ -	$ -	$ -	$ -	$ -
4481	610002199	376.1	$ -	$ -	$ -	$ -	$ -	$ -	$ -	$ -
4482	610002199	376.2	$ -	$ -	$ -	$ -	$ -	$ -	$ -	$ -
4483	610002199	376.4	$ -	$ -	$ -	$ -	$ -	$ -	$ -	$ -
4484	610002199	380.0	$ -	$ -	$ -	$ -	$ -	$ -	$ -	$ -
4485	T610002200	368.0	$ -	$ -	$ -	$ -	$ -	$ -	$ -	$ -
4486	T610002200	369.0	$ -	$ -	$ -	$ -	$ -	$ -	$ -	$ -
4487	T610002201	368.0	$ -	$ -	$ -	$ -	$ -	$ -	$ -	$ -
4488	T610002201	369.0	$ -	$ -	$ -	$ -	$ -	$ -	$ -	$ -
4489	610002202	376.1	$ -	$ -	$ -	$ -	$ -	$ -	$ -	$ -
4490	610002202	376.2	$ -	$ -	$ -	$ -	$ -	$ -	$ -	$ -
4491	610002202	376.4	$ -	$ -	$ -	$ -	$ -	$ -	$ -	$ -
4492	610002202	380.0	$ -	$ -	$ -	$ -	$ -	$ -	$ -	$ -
4493	610002203	376.1	$ -	$ -	$ -	$ -	$ -	$ -	$ -	$ -
4494	610002203	376.2	$ -	$ -	$ -	$ -	$ -	$ -	$ -	$ -
4495	610002203	376.4	$ -	$ -	$ -	$ -	$ -	$ -	$ -	$ -
4496	610002203	380.0	$ -	$ -	$ -	$ -	$ -	$ -	$ -	$ -
4497	T680002204	367.1	$ -	$ -	$ -	$ -	$ -	$ -	$ -	$ -
4498	T680002204	368.0	$ -	$ -	$ -	$ -	$ -	$ -	$ -	$ -
4499	T680002204	369.0	$ -	$ -	$ -	$ -	$ -	$ -	$ -	$ -
4500	610002205	376.1	$ -	$ -	$ -	$ -	$ -	$ -	$ -	$ -
4501	610002205	376.2	$ -	$ -	$ -	$ -	$ -	$ -	$ -	$ -
4502	610002205	376.4	$ -	$ -	$ -	$ -	$ -	$ -	$ -	$ -
4503	610002205	380.0	$ -	$ -	$ -	$ -	$ -	$ -	$ -	$ -
4504	620002206	367.1	$ -	$ -	$ -	$ -	$ -	$ -	$ -	$ -
4505	620002206	368.0	$ -	$ -	$ -	$ -	$ -	$ -	$ -	$ -
4506	620002206	369.0	$ -	$ -	$ -	$ -	$ -	$ -	$ -	$ -
4507	T610002207	367.1	$ -	$ -	$ -	$ -	$ -	$ -	$ -	$ -
4508	T610002207	368.0	$ -	$ -	$ -	$ -	$ -	$ -	$ -	$ -
4509	T610002207	369.0	$ -	$ -	$ -	$ -	$ -	$ -	$ -	$ -
4510	T624002208	367.1	$ -	$ -	$ -	$ -	$ -	$ -	$ -	$ -
4511	T624002208	368.0	$ -	$ -	$ -	$ -	$ -	$ -	$ -	$ -

Sponsored by NMGC Witness Erik C. Buchanan

NEW MEXICO GAS COMPANY, INC.

Gross Balances
Base Period - 12 Months Ending March 31, 2023
Future Test Year - 12 Months Ending September 30, 2025

	A	B	C	D	E	F	G	H	I	J	K	L	M
1			Adjusted Base Period										
2			Balance	Balance	Balance	Balance	Balance	Balance	Balance	Balance	Balance	Balance	Balance
3	Investment Number / Beginning Balance	FERC Account	3/31/2023	4/30/2023	5/31/2023	6/30/2023	7/31/2023	8/31/2023	9/30/2023	10/31/2023	11/30/2023	12/31/2023	1/31/2024
4512	T624002208	369.0	$ -	$ -	$ -	$ -	$ -	$ -	$ -	$ -	$ -	$ -	$ -
4513	T624002209	367.1	$ -	$ -	$ -	$ -	$ -	$ -	$ -	$ -	$ -	$ -	$ -
4514	T624002209	368.0	$ -	$ -	$ -	$ -	$ -	$ -	$ -	$ -	$ -	$ -	$ -
4515	T624002209	369.0	$ -	$ -	$ -	$ -	$ -	$ -	$ -	$ -	$ -	$ -	$ -
4516	T680002210	367.1	$ -	$ -	$ -	$ -	$ -	$ -	$ -	$ -	$ -	$ -	$ -
4517	T680002210	368.0	$ -	$ -	$ -	$ -	$ -	$ -	$ -	$ -	$ -	$ -	$ -
4518	T680002210	369.0	$ -	$ -	$ -	$ -	$ -	$ -	$ -	$ -	$ -	$ -	$ -
4519	T680002211	367.1	$ -	$ -	$ -	$ -	$ -	$ -	$ -	$ -	$ -	$ -	$ -
4520	T680002211	368.0	$ -	$ -	$ -	$ -	$ -	$ -	$ -	$ -	$ -	$ -	$ -
4521	T680002211	369.0	$ -	$ -	$ -	$ -	$ -	$ -	$ -	$ -	$ -	$ -	$ -
4522	T624002212	367.1	$ -	$ -	$ -	$ -	$ -	$ -	$ -	$ -	$ -	$ -	$ -
4523	T624002212	368.0	$ -	$ -	$ -	$ -	$ -	$ -	$ -	$ -	$ -	$ -	$ -
4524	T624002212	369.0	$ -	$ -	$ -	$ -	$ -	$ -	$ -	$ -	$ -	$ -	$ -
4525	T621002213	367.1	$ -	$ -	$ -	$ -	$ -	$ -	$ -	$ -	$ -	$ -	$ -
4526	T621002213	368.0	$ -	$ -	$ -	$ -	$ -	$ -	$ -	$ -	$ -	$ -	$ -
4527	T621002213	369.0	$ -	$ -	$ -	$ -	$ -	$ -	$ -	$ -	$ -	$ -	$ -
4528	T624002214	368.0	$ -	$ -	$ -	$ -	$ -	$ -	$ -	$ -	$ -	$ -	$ -
4529	T624002214	369.0	$ -	$ -	$ -	$ -	$ -	$ -	$ -	$ -	$ -	$ -	$ -
4530	T680002215	367.1	$ -	$ -	$ -	$ -	$ -	$ -	$ -	$ -	$ -	$ -	$ -
4531	T610002216	367.1	$ -	$ -	$ -	$ -	$ -	$ -	$ -	$ -	$ -	$ -	$ -
4532	T610002216	368.0	$ -	$ -	$ -	$ -	$ -	$ -	$ -	$ -	$ -	$ -	$ -
4533	T610002216	369.0	$ -	$ -	$ -	$ -	$ -	$ -	$ -	$ -	$ -	$ -	$ -
4534	T680002217	367.1	$ -	$ -	$ -	$ -	$ -	$ -	$ -	$ -	$ -	$ -	$ -
4535	T680002217	368.0	$ -	$ -	$ -	$ -	$ -	$ -	$ -	$ -	$ -	$ -	$ -
4536	T680002217	369.0	$ -	$ -	$ -	$ -	$ -	$ -	$ -	$ -	$ -	$ -	$ -
4537	T660002218	367.1	$ -	$ -	$ -	$ -	$ -	$ -	$ -	$ -	$ -	$ -	$ -
4538	T660002218	368.0	$ -	$ -	$ -	$ -	$ -	$ -	$ -	$ -	$ -	$ -	$ -
4539	T660002218	369.0	$ -	$ -	$ -	$ -	$ -	$ -	$ -	$ -	$ -	$ -	$ -
4540	T624002219	367.1	$ -	$ -	$ -	$ -	$ -	$ -	$ -	$ -	$ -	$ -	$ -
4541	T624002219	368.0	$ -	$ -	$ -	$ -	$ -	$ -	$ -	$ -	$ -	$ -	$ -
4542	T624002219	369.0	$ -	$ -	$ -	$ -	$ -	$ -	$ -	$ -	$ -	$ -	$ -
4543	T680002220	367.1	$ -	$ -	$ -	$ -	$ -	$ -	$ -	$ -	$ -	$ -	$ -
4544	T680002220	368.0	$ -	$ -	$ -	$ -	$ -	$ -	$ -	$ -	$ -	$ -	$ -
4545	T680002220	369.0	$ -	$ -	$ -	$ -	$ -	$ -	$ -	$ -	$ -	$ -	$ -
4546	T601002221	376.1	$ -	$ -	$ -	$ -	$ -	$ -	$ -	$ -	$ -	$ -	$ -
4547	T601002221	376.2	$ -	$ -	$ -	$ -	$ -	$ -	$ -	$ -	$ -	$ -	$ -
4548	T601002221	376.4	$ -	$ -	$ -	$ -	$ -	$ -	$ -	$ -	$ -	$ -	$ -
4549	T601002221	380.0	$ -	$ -	$ -	$ -	$ -	$ -	$ -	$ -	$ -	$ -	$ -
4550	601002222	376.1	$ -	$ -	$ -	$ -	$ -	$ -	$ -	$ -	$ -	$ -	$ -
4551	601002222	376.2	$ -	$ -	$ -	$ -	$ -	$ -	$ -	$ -	$ -	$ -	$ -
4552	601002222	376.4	$ -	$ -	$ -	$ -	$ -	$ -	$ -	$ -	$ -	$ -	$ -
4553	601002222	380.0	$ -	$ -	$ -	$ -	$ -	$ -	$ -	$ -	$ -	$ -	$ -
4554	T601002223	376.1	$ -	$ -	$ -	$ -	$ -	$ -	$ -	$ -	$ -	$ -	$ -
4555	T601002223	376.2	$ -	$ -	$ -	$ -	$ -	$ -	$ -	$ -	$ -	$ -	$ -
4556	T601002223	376.4	$ -	$ -	$ -	$ -	$ -	$ -	$ -	$ -	$ -	$ -	$ -
4557	T601002223	380.0	$ -	$ -	$ -	$ -	$ -	$ -	$ -	$ -	$ -	$ -	$ -
4558	T601002224	368.0	$ -	$ -	$ -	$ -	$ -	$ -	$ -	$ -	$ -	$ -	$ -
4559	T601002224	369.0	$ -	$ -	$ -	$ -	$ -	$ -	$ -	$ -	$ -	$ -	$ -
4560	T601002225	368.0	$ -	$ -	$ -	$ -	$ -	$ -	$ -	$ -	$ -	$ -	$ -

Sponsored by NMGC Witness Erik C. Buchanan

WP Plant 3 Gross Balances

NEW MEXICO GAS COMPANY, INC.

Gross Balances
Base Period - 12 Months Ending March 31, 2023
Future Test Year - 12 Months Ending September 30, 2025

	A	B	N	O	P	Q	R	S	T	U	V	W	X	Y
1														
2			Balance	Balance	Balance	Balance	Balance	Balance	Balance	Balance	Balance	Balance	Balance	Balance
3	Investment Number / Beginning Balance	FERC Account	2/29/2024	3/31/2024	4/30/2024	5/31/2024	6/30/2024	7/31/2024	8/31/2024	9/30/2024	10/31/2024	11/30/2024	12/31/2024	1/31/2025
4512	T624002208	369.0	$ -	$ -	$ -	$ -	$ -	$ -	$ -	$ -	$ -	$ -	$ -	$ -
4513	T624002209	367.1	$ -	$ -	$ -	$ -	$ -	$ -	$ -	$ -	$ -	$ -	$ -	$ -
4514	T624002209	368.0	$ -	$ -	$ -	$ -	$ -	$ -	$ -	$ -	$ -	$ -	$ -	$ -
4515	T624002209	369.0	$ -	$ -	$ -	$ -	$ -	$ -	$ -	$ -	$ -	$ -	$ -	$ -
4516	T680002210	367.1	$ -	$ -	$ -	$ -	$ -	$ -	$ -	$ -	$ -	$ -	$ -	$ -
4517	T680002210	368.0	$ -	$ -	$ -	$ -	$ -	$ -	$ -	$ -	$ -	$ -	$ -	$ -
4518	T680002210	369.0	$ -	$ -	$ -	$ -	$ -	$ -	$ -	$ -	$ -	$ -	$ -	$ -
4519	T680002211	367.1	$ -	$ -	$ -	$ -	$ -	$ -	$ -	$ -	$ -	$ -	$ -	$ -
4520	T680002211	368.0	$ -	$ -	$ -	$ -	$ -	$ -	$ -	$ -	$ -	$ -	$ -	$ -
4521	T680002211	369.0	$ -	$ -	$ -	$ -	$ -	$ -	$ -	$ -	$ -	$ -	$ -	$ -
4522	T624002212	367.1	$ -	$ -	$ -	$ -	$ -	$ -	$ -	$ -	$ -	$ -	$ -	$ -
4523	T624002212	368.0	$ -	$ -	$ -	$ -	$ -	$ -	$ -	$ -	$ -	$ -	$ -	$ -
4524	T624002212	369.0	$ -	$ -	$ -	$ -	$ -	$ -	$ -	$ -	$ -	$ -	$ -	$ -
4525	T621002213	367.1	$ -	$ -	$ -	$ -	$ -	$ -	$ -	$ -	$ -	$ -	$ -	$ -
4526	T621002213	368.0	$ -	$ -	$ -	$ -	$ -	$ -	$ -	$ -	$ -	$ -	$ -	$ -
4527	T621002213	369.0	$ -	$ -	$ -	$ -	$ -	$ -	$ -	$ -	$ -	$ -	$ -	$ -
4528	T624002214	368.0	$ -	$ -	$ -	$ -	$ -	$ -	$ -	$ -	$ -	$ -	$ -	$ -
4529	T624002214	369.0	$ -	$ -	$ -	$ -	$ -	$ -	$ -	$ -	$ -	$ -	$ -	$ -
4530	T680002215	367.1	$ -	$ -	$ -	$ -	$ -	$ -	$ -	$ -	$ -	$ -	$ -	$ -
4531	T610002216	367.1	$ -	$ -	$ -	$ -	$ -	$ -	$ -	$ -	$ -	$ -	$ -	$ -
4532	T610002216	368.0	$ -	$ -	$ -	$ -	$ -	$ -	$ -	$ -	$ -	$ -	$ -	$ -
4533	T610002216	369.0	$ -	$ -	$ -	$ -	$ -	$ -	$ -	$ -	$ -	$ -	$ -	$ -
4534	T680002217	367.1	$ -	$ -	$ -	$ -	$ -	$ -	$ -	$ -	$ -	$ -	$ -	$ -
4535	T680002217	368.0	$ -	$ -	$ -	$ -	$ -	$ -	$ -	$ -	$ -	$ -	$ -	$ -
4536	T680002217	369.0	$ -	$ -	$ -	$ -	$ -	$ -	$ -	$ -	$ -	$ -	$ -	$ -
4537	T660002218	367.1	$ -	$ -	$ -	$ -	$ -	$ -	$ -	$ -	$ -	$ -	$ -	$ -
4538	T660002218	368.0	$ -	$ -	$ -	$ -	$ -	$ -	$ -	$ -	$ -	$ -	$ -	$ -
4539	T660002218	369.0	$ -	$ -	$ -	$ -	$ -	$ -	$ -	$ -	$ -	$ -	$ -	$ -
4540	T624002219	367.1	$ -	$ -	$ -	$ -	$ -	$ -	$ -	$ -	$ -	$ -	$ -	$ -
4541	T624002219	368.0	$ -	$ -	$ -	$ -	$ -	$ -	$ -	$ -	$ -	$ -	$ -	$ -
4542	T624002219	369.0	$ -	$ -	$ -	$ -	$ -	$ -	$ -	$ -	$ -	$ -	$ -	$ -
4543	T680002220	367.1	$ -	$ -	$ -	$ -	$ -	$ -	$ -	$ -	$ -	$ -	$ -	$ -
4544	T680002220	368.0	$ -	$ -	$ -	$ -	$ -	$ -	$ -	$ -	$ -	$ -	$ -	$ -
4545	T680002220	369.0	$ -	$ -	$ -	$ -	$ -	$ -	$ -	$ -	$ -	$ -	$ -	$ -
4546	T601002221	376.1	$ -	$ -	$ -	$ -	$ -	$ -	$ -	$ -	$ -	$ -	$ -	$ -
4547	T601002221	376.2	$ -	$ -	$ -	$ -	$ -	$ -	$ -	$ -	$ -	$ -	$ -	$ -
4548	T601002221	376.4	$ -	$ -	$ -	$ -	$ -	$ -	$ -	$ -	$ -	$ -	$ -	$ -
4549	T601002221	380.0	$ -	$ -	$ -	$ -	$ -	$ -	$ -	$ -	$ -	$ -	$ -	$ -
4550	601002222	376.1	$ -	$ -	$ -	$ -	$ -	$ -	$ -	$ -	$ -	$ -	$ -	$ -
4551	601002222	376.2	$ -	$ -	$ -	$ -	$ -	$ -	$ -	$ -	$ -	$ -	$ -	$ -
4552	601002222	376.4	$ -	$ -	$ -	$ -	$ -	$ -	$ -	$ -	$ -	$ -	$ -	$ -
4553	601002222	380.0	$ -	$ -	$ -	$ -	$ -	$ -	$ -	$ -	$ -	$ -	$ -	$ -
4554	T601002223	376.1	$ -	$ -	$ -	$ -	$ -	$ -	$ -	$ -	$ -	$ -	$ -	$ -
4555	T601002223	376.2	$ -	$ -	$ -	$ -	$ -	$ -	$ -	$ -	$ -	$ -	$ -	$ -
4556	T601002223	376.4	$ -	$ -	$ -	$ -	$ -	$ -	$ -	$ -	$ -	$ -	$ -	$ -
4557	T601002223	380.0	$ -	$ -	$ -	$ -	$ -	$ -	$ -	$ -	$ -	$ -	$ -	$ -
4558	T601002224	368.0	$ -	$ -	$ -	$ -	$ -	$ -	$ -	$ -	$ -	$ -	$ -	$ -
4559	T601002224	369.0	$ -	$ -	$ -	$ -	$ -	$ -	$ -	$ -	$ -	$ -	$ -	$ -
4560	T601002225	368.0	$ -	$ -	$ -	$ -	$ -	$ -	$ -	$ -	$ -	$ -	$ -	$ -

Sponsored by NMGC Witness Erik C. Buchanan

NEW MEXICO GAS COMPANY, INC.

Gross Balances
Base Period - 12 Months Ending March 31, 2023
Future Test Year - 12 Months Ending September 30, 2025

	A	B	Z	AA	AB	AC	AD	AE	AF	AG
1										
2			Balance	Balance	Balance	Balance	Balance	Balance	Balance	Balance
3	Investment Number / Beginning Balance	FERC Account	2/28/2025	3/31/2025	4/30/2025	5/31/2025	6/30/2025	7/31/2025	8/31/2025	9/30/2025
4512	T624002208	369.0	$ -	$ -	$ -	$ -	$ -	$ -	$ -	$ -
4513	T624002209	367.1	$ -	$ -	$ -	$ -	$ -	$ -	$ -	$ -
4514	T624002209	368.0	$ -	$ -	$ -	$ -	$ -	$ -	$ -	$ -
4515	T624002209	369.0	$ -	$ -	$ -	$ -	$ -	$ -	$ -	$ -
4516	T680002210	367.1	$ -	$ -	$ -	$ -	$ -	$ -	$ -	$ -
4517	T680002210	368.0	$ -	$ -	$ -	$ -	$ -	$ -	$ -	$ -
4518	T680002210	369.0	$ -	$ -	$ -	$ -	$ -	$ -	$ -	$ -
4519	T680002211	367.1	$ -	$ -	$ -	$ -	$ -	$ -	$ -	$ -
4520	T680002211	368.0	$ -	$ -	$ -	$ -	$ -	$ -	$ -	$ -
4521	T680002211	369.0	$ -	$ -	$ -	$ -	$ -	$ -	$ -	$ -
4522	T624002212	367.1	$ -	$ -	$ -	$ -	$ -	$ -	$ -	$ -
4523	T624002212	368.0	$ -	$ -	$ -	$ -	$ -	$ -	$ -	$ -
4524	T624002212	369.0	$ -	$ -	$ -	$ -	$ -	$ -	$ -	$ -
4525	T621002213	367.1	$ -	$ -	$ -	$ -	$ -	$ -	$ -	$ -
4526	T621002213	368.0	$ -	$ -	$ -	$ -	$ -	$ -	$ -	$ -
4527	T621002213	369.0	$ -	$ -	$ -	$ -	$ -	$ -	$ -	$ -
4528	T624002214	368.0	$ -	$ -	$ -	$ -	$ -	$ -	$ -	$ -
4529	T624002214	369.0	$ -	$ -	$ -	$ -	$ -	$ -	$ -	$ -
4530	T680002215	367.1	$ -	$ -	$ -	$ -	$ -	$ -	$ -	$ -
4531	T610002216	367.1	$ -	$ -	$ -	$ -	$ -	$ -	$ -	$ -
4532	T610002216	368.0	$ -	$ -	$ -	$ -	$ -	$ -	$ -	$ -
4533	T610002216	369.0	$ -	$ -	$ -	$ -	$ -	$ -	$ -	$ -
4534	T680002217	367.1	$ -	$ -	$ -	$ -	$ -	$ -	$ -	$ -
4535	T680002217	368.0	$ -	$ -	$ -	$ -	$ -	$ -	$ -	$ -
4536	T680002217	369.0	$ -	$ -	$ -	$ -	$ -	$ -	$ -	$ -
4537	T660002218	367.1	$ -	$ -	$ -	$ -	$ -	$ -	$ -	$ -
4538	T660002218	368.0	$ -	$ -	$ -	$ -	$ -	$ -	$ -	$ -
4539	T660002218	369.0	$ -	$ -	$ -	$ -	$ -	$ -	$ -	$ -
4540	T624002219	367.1	$ -	$ -	$ -	$ -	$ -	$ -	$ -	$ -
4541	T624002219	368.0	$ -	$ -	$ -	$ -	$ -	$ -	$ -	$ -
4542	T624002219	369.0	$ -	$ -	$ -	$ -	$ -	$ -	$ -	$ -
4543	T680002220	367.1	$ -	$ -	$ -	$ -	$ -	$ -	$ -	$ -
4544	T680002220	368.0	$ -	$ -	$ -	$ -	$ -	$ -	$ -	$ -
4545	T680002220	369.0	$ -	$ -	$ -	$ -	$ -	$ -	$ -	$ -
4546	T601002221	376.1	$ -	$ -	$ -	$ -	$ -	$ -	$ -	$ -
4547	T601002221	376.2	$ -	$ -	$ -	$ -	$ -	$ -	$ -	$ -
4548	T601002221	376.4	$ -	$ -	$ -	$ -	$ -	$ -	$ -	$ -
4549	T601002221	380.0	$ -	$ -	$ -	$ -	$ -	$ -	$ -	$ -
4550	601002222	376.1	$ -	$ -	$ -	$ -	$ -	$ -	$ -	$ -
4551	601002222	376.2	$ -	$ -	$ -	$ -	$ -	$ -	$ -	$ -
4552	601002222	376.4	$ -	$ -	$ -	$ -	$ -	$ -	$ -	$ -
4553	601002222	380.0	$ -	$ -	$ -	$ -	$ -	$ -	$ -	$ -
4554	T601002223	376.1	$ -	$ -	$ -	$ -	$ -	$ -	$ -	$ -
4555	T601002223	376.2	$ -	$ -	$ -	$ -	$ -	$ -	$ -	$ -
4556	T601002223	376.4	$ -	$ -	$ -	$ -	$ -	$ -	$ -	$ -
4557	T601002223	380.0	$ -	$ -	$ -	$ -	$ -	$ -	$ -	$ -
4558	T601002224	368.0	$ -	$ -	$ -	$ -	$ -	$ -	$ -	$ -
4559	T601002224	369.0	$ -	$ -	$ -	$ -	$ -	$ -	$ -	$ -
4560	T601002225	368.0	$ -	$ -	$ -	$ -	$ -	$ -	$ -	$ -

Sponsored by NMGC Witness Erik C. Buchanan

NEW MEXICO GAS COMPANY, INC.

Gross Balances
Base Period - 12 Months Ending March 31, 2023
Future Test Year - 12 Months Ending September 30, 2025

	A	B	C	D	E	F	G	H	I	J	K	L	M
1			Adjusted Base Period										
2			Balance	Balance	Balance	Balance	Balance	Balance	Balance	Balance	Balance	Balance	Balance
3	Investment Number / Beginning Balance	FERC Account	3/31/2023	4/30/2023	5/31/2023	6/30/2023	7/31/2023	8/31/2023	9/30/2023	10/31/2023	11/30/2023	12/31/2023	1/31/2024
4561	T601002225	369.0	$ -	$ -	$ -	$ -	$ -	$ -	$ -	$ -	$ -	$ -	$ -
4562	T624002226	368.0	$ -	$ -	$ 289	$ 289	$ 289	$ 289	$ 289	$ 289	$ 289	$ 289	$ 289
4563	T624002226	369.0	$ -	$ -	$ 1,158	$ 1,158	$ 1,158	$ 1,158	$ 1,158	$ 1,158	$ 1,158	$ 1,158	$ 1,158
4564	T680002227	367.1	$ -	$ -	$ -	$ -	$ -	$ -	$ -	$ -	$ -	$ -	$ -
4565	T680002227	368.0	$ -	$ -	$ -	$ -	$ -	$ -	$ -	$ -	$ -	$ -	$ -
4566	T680002227	369.0	$ -	$ -	$ -	$ -	$ -	$ -	$ -	$ -	$ -	$ -	$ -
4567	T624002228	368.0	$ -	$ -	$ 18,066	$ 18,066	$ 18,066	$ 18,066	$ 18,066	$ 18,066	$ 18,066	$ 18,066	$ 18,066
4568	T624002228	369.0	$ -	$ -	$ 72,265	$ 72,265	$ 72,265	$ 72,265	$ 72,265	$ 72,265	$ 72,265	$ 72,265	$ 72,265
4569	T601002229	394.0	$ -	$ -	$ -	$ -	$ -	$ -	$ -	$ -	$ -	$ -	$ -
4570	T601002230	367.1	$ -	$ -	$ -	$ -	$ -	$ -	$ -	$ -	$ -	$ -	$ -
4571	T601002230	368.0	$ -	$ -	$ -	$ -	$ -	$ -	$ -	$ -	$ -	$ -	$ -
4572	T601002230	369.0	$ -	$ -	$ -	$ -	$ -	$ -	$ -	$ -	$ -	$ -	$ -
4573	T601002231	367.1	$ -	$ -	$ -	$ -	$ -	$ -	$ -	$ -	$ -	$ -	$ -
4574	T601002231	368.0	$ -	$ -	$ -	$ -	$ -	$ -	$ -	$ -	$ -	$ -	$ -
4575	T601002231	369.0	$ -	$ -	$ -	$ -	$ -	$ -	$ -	$ -	$ -	$ -	$ -
4576	T601002232	367.1	$ -	$ -	$ -	$ -	$ -	$ -	$ -	$ -	$ -	$ -	$ -
4577	T601002232	368.0	$ -	$ -	$ -	$ -	$ -	$ -	$ -	$ -	$ -	$ -	$ -
4578	T601002232	369.0	$ -	$ -	$ -	$ -	$ -	$ -	$ -	$ -	$ -	$ -	$ -
4579	T680002233	367.1	$ -	$ -	$ -	$ -	$ -	$ -	$ -	$ -	$ -	$ -	$ -
4580	T680002233	368.0	$ -	$ -	$ -	$ -	$ -	$ -	$ -	$ -	$ -	$ -	$ -
4581	T680002233	369.0	$ -	$ -	$ -	$ -	$ -	$ -	$ -	$ -	$ -	$ -	$ -
4582	601002234	376.1	$ -	$ -	$ -	$ -	$ -	$ -	$ -	$ -	$ -	$ -	$ -
4583	601002234	376.2	$ -	$ -	$ -	$ -	$ -	$ -	$ -	$ -	$ -	$ -	$ -
4584	601002234	376.4	$ -	$ -	$ -	$ -	$ -	$ -	$ -	$ -	$ -	$ -	$ -
4585	601002234	380.0	$ -	$ -	$ -	$ -	$ -	$ -	$ -	$ -	$ -	$ -	$ -
4586	601002235	376.1	$ -	$ -	$ -	$ -	$ -	$ -	$ -	$ -	$ -	$ -	$ -
4587	601002235	376.2	$ -	$ -	$ -	$ -	$ -	$ -	$ -	$ -	$ -	$ -	$ -
4588	601002235	376.4	$ -	$ -	$ -	$ -	$ -	$ -	$ -	$ -	$ -	$ -	$ -
4589	601002235	380.0	$ -	$ -	$ -	$ -	$ -	$ -	$ -	$ -	$ -	$ -	$ -
4590	601002236	376.1	$ -	$ -	$ -	$ -	$ -	$ -	$ -	$ -	$ -	$ -	$ -
4591	601002236	376.2	$ -	$ -	$ -	$ -	$ -	$ -	$ -	$ -	$ -	$ -	$ -
4592	601002236	376.4	$ -	$ -	$ -	$ -	$ -	$ -	$ -	$ -	$ -	$ -	$ -
4593	601002236	380.0	$ -	$ -	$ -	$ -	$ -	$ -	$ -	$ -	$ -	$ -	$ -
4594	622002237	376.1	$ -	$ -	$ -	$ 181,165	$ 181,165	$ 181,165	$ 181,165	$ 181,165	$ 181,165	$ 181,165	$ 181,165
4595	622002237	376.2	$ -	$ -	$ -	$ 140,906	$ 140,906	$ 140,906	$ 140,906	$ 140,906	$ 140,906	$ 140,906	$ 140,906
4596	622002237	376.4	$ -	$ -	$ -	$ 80,518	$ 80,518	$ 80,518	$ 80,518	$ 80,518	$ 80,518	$ 80,518	$ 80,518
4597	T624002238	368.0	$ -	$ -	$ -	$ -	$ -	$ -	$ -	$ -	$ -	$ -	$ -
4598	T624002238	369.0	$ -	$ -	$ -	$ -	$ -	$ -	$ -	$ -	$ -	$ -	$ -
4599	633002239	376.1	$ -	$ -	$ -	$ -	$ -	$ -	$ -	$ -	$ -	$ -	$ -
4600	633002239	376.2	$ -	$ -	$ -	$ -	$ -	$ -	$ -	$ -	$ -	$ -	$ -
4601	633002239	376.4	$ -	$ -	$ -	$ -	$ -	$ -	$ -	$ -	$ -	$ -	$ -
4602	T680002240	368.0	$ -	$ -	$ -	$ -	$ -	$ -	$ -	$ -	$ -	$ -	$ -
4603	T680002240	369.0	$ -	$ -	$ -	$ -	$ -	$ -	$ -	$ -	$ -	$ -	$ -
4604	T601002241	367.1	$ -	$ -	$ -	$ -	$ -	$ -	$ -	$ -	$ -	$ -	$ -
4605	T601002241	368.0	$ -	$ -	$ -	$ -	$ -	$ -	$ -	$ -	$ -	$ -	$ -
4606	T601002241	369.0	$ -	$ -	$ -	$ -	$ -	$ -	$ -	$ -	$ -	$ -	$ -
4607	T610002242	368.0	$ -	$ -	$ -	$ -	$ -	$ -	$ -	$ -	$ -	$ -	$ -
4608	T610002242	369.0	$ -	$ -	$ -	$ -	$ -	$ -	$ -	$ -	$ -	$ -	$ -
4609	601002243	303.3	$ -	$ -	$ -	$ -	$ -	$ -	$ -	$ -	$ -	$ -	$ 87,730

NEW MEXICO GAS COMPANY, INC.

Gross Balances
Base Period - 12 Months Ending March 31, 2023
Future Test Year - 12 Months Ending September 30, 2025

	A	B	N	O	P	Q	R	S	T	U	V	W	X	Y
1														
2			Balance	Balance	Balance	Balance	Balance	Balance	Balance	Balance	Balance	Balance	Balance	Balance
3	Investment Number / Beginning Balance	FERC Account	2/29/2024	3/31/2024	4/30/2024	5/31/2024	6/30/2024	7/31/2024	8/31/2024	9/30/2024	10/31/2024	11/30/2024	12/31/2024	1/31/2025
4561	T601002225	369.0	$ -	$ -	$ -	$ -	$ -	$ -	$ -	$ -	$ -	$ -	$ -	$ -
4562	T624002226	368.0	$ 289	$ 289	$ 289	$ 289	$ 289	$ 289	$ 289	$ 289	$ 289	$ 289	$ 289	$ 289
4563	T624002226	369.0	$ 1,158	$ 1,158	$ 1,158	$ 1,158	$ 1,158	$ 1,158	$ 1,158	$ 1,158	$ 1,158	$ 1,158	$ 1,158	$ 1,158
4564	T680002227	367.1	$ -	$ -	$ -	$ -	$ -	$ -	$ -	$ -	$ -	$ -	$ -	$ -
4565	T680002227	368.0	$ -	$ -	$ -	$ -	$ -	$ -	$ -	$ -	$ -	$ -	$ -	$ -
4566	T680002227	369.0	$ -	$ -	$ -	$ -	$ -	$ -	$ -	$ -	$ -	$ -	$ -	$ -
4567	T624002228	368.0	$ 18,066	$ 18,066	$ 18,066	$ 18,066	$ 18,066	$ 18,066	$ 18,066	$ 18,066	$ 18,066	$ 18,066	$ 18,066	$ 18,066
4568	T624002228	369.0	$ 72,265	$ 72,265	$ 72,265	$ 72,265	$ 72,265	$ 72,265	$ 72,265	$ 72,265	$ 72,265	$ 72,265	$ 72,265	$ 72,265
4569	T601002229	394.0	$ -	$ -	$ -	$ -	$ -	$ -	$ -	$ -	$ -	$ -	$ -	$ -
4570	T601002230	367.1	$ -	$ -	$ -	$ -	$ -	$ -	$ -	$ -	$ -	$ -	$ -	$ -
4571	T601002230	368.0	$ -	$ -	$ -	$ -	$ -	$ -	$ -	$ -	$ -	$ -	$ -	$ -
4572	T601002230	369.0	$ -	$ -	$ -	$ -	$ -	$ -	$ -	$ -	$ -	$ -	$ -	$ -
4573	T601002231	367.1	$ -	$ -	$ -	$ -	$ -	$ -	$ -	$ -	$ -	$ -	$ -	$ -
4574	T601002231	368.0	$ -	$ -	$ -	$ -	$ -	$ -	$ -	$ -	$ -	$ -	$ -	$ -
4575	T601002231	369.0	$ -	$ -	$ -	$ -	$ -	$ -	$ -	$ -	$ -	$ -	$ -	$ -
4576	T601002232	367.1	$ -	$ -	$ -	$ -	$ -	$ -	$ -	$ -	$ -	$ -	$ -	$ -
4577	T601002232	368.0	$ -	$ -	$ -	$ -	$ -	$ -	$ -	$ -	$ -	$ -	$ -	$ -
4578	T601002232	369.0	$ -	$ -	$ -	$ -	$ -	$ -	$ -	$ -	$ -	$ -	$ -	$ -
4579	T680002233	367.1	$ -	$ -	$ -	$ -	$ -	$ -	$ -	$ -	$ -	$ -	$ -	$ -
4580	T680002233	368.0	$ -	$ -	$ -	$ -	$ -	$ -	$ -	$ -	$ -	$ -	$ -	$ -
4581	T680002233	369.0	$ -	$ -	$ -	$ -	$ -	$ -	$ -	$ -	$ -	$ -	$ -	$ -
4582	601002234	376.1	$ -	$ -	$ -	$ -	$ -	$ -	$ -	$ -	$ -	$ -	$ -	$ -
4583	601002234	376.2	$ -	$ -	$ -	$ -	$ -	$ -	$ -	$ -	$ -	$ -	$ -	$ -
4584	601002234	376.4	$ -	$ -	$ -	$ -	$ -	$ -	$ -	$ -	$ -	$ -	$ -	$ -
4585	601002234	380.0	$ -	$ -	$ -	$ -	$ -	$ -	$ -	$ -	$ -	$ -	$ -	$ -
4586	601002235	376.1	$ -	$ -	$ -	$ -	$ -	$ -	$ -	$ -	$ -	$ -	$ -	$ -
4587	601002235	376.2	$ -	$ -	$ -	$ -	$ -	$ -	$ -	$ -	$ -	$ -	$ -	$ -
4588	601002235	376.4	$ -	$ -	$ -	$ -	$ -	$ -	$ -	$ -	$ -	$ -	$ -	$ -
4589	601002235	380.0	$ -	$ -	$ -	$ -	$ -	$ -	$ -	$ -	$ -	$ -	$ -	$ -
4590	601002236	376.1	$ -	$ -	$ -	$ -	$ -	$ -	$ -	$ -	$ -	$ -	$ -	$ -
4591	601002236	376.2	$ -	$ -	$ -	$ -	$ -	$ -	$ -	$ -	$ -	$ -	$ -	$ -
4592	601002236	376.4	$ -	$ -	$ -	$ -	$ -	$ -	$ -	$ -	$ -	$ -	$ -	$ -
4593	601002236	380.0	$ -	$ -	$ -	$ -	$ -	$ -	$ -	$ -	$ -	$ -	$ -	$ -
4594	622002237	376.1	$ 181,165	$ 181,165	$ 181,165	$ 181,165	$ 181,165	$ 181,165	$ 181,165	$ 181,165	$ 181,165	$ 181,165	$ 181,165	$ 181,165
4595	622002237	376.2	$ 140,906	$ 140,906	$ 140,906	$ 140,906	$ 140,906	$ 140,906	$ 140,906	$ 140,906	$ 140,906	$ 140,906	$ 140,906	$ 140,906
4596	622002237	376.4	$ 80,518	$ 80,518	$ 80,518	$ 80,518	$ 80,518	$ 80,518	$ 80,518	$ 80,518	$ 80,518	$ 80,518	$ 80,518	$ 80,518
4597	T624002238	368.0	$ -	$ -	$ -	$ -	$ -	$ -	$ -	$ -	$ -	$ -	$ -	$ -
4598	T624002238	369.0	$ -	$ -	$ -	$ -	$ -	$ -	$ -	$ -	$ -	$ -	$ -	$ -
4599	633002239	376.1	$ -	$ -	$ -	$ -	$ -	$ -	$ -	$ -	$ -	$ -	$ -	$ -
4600	633002239	376.2	$ -	$ -	$ -	$ -	$ -	$ -	$ -	$ -	$ -	$ -	$ -	$ -
4601	633002239	376.4	$ -	$ -	$ -	$ -	$ -	$ -	$ -	$ -	$ -	$ -	$ -	$ -
4602	T680002240	368.0	$ -	$ -	$ -	$ -	$ -	$ -	$ -	$ -	$ -	$ -	$ -	$ -
4603	T680002240	369.0	$ -	$ -	$ -	$ -	$ -	$ -	$ -	$ -	$ -	$ -	$ -	$ -
4604	T601002241	367.1	$ -	$ -	$ -	$ -	$ -	$ -	$ -	$ -	$ -	$ -	$ -	$ -
4605	T601002241	368.0	$ -	$ -	$ -	$ -	$ -	$ -	$ -	$ -	$ -	$ -	$ -	$ -
4606	T601002241	369.0	$ -	$ -	$ -	$ -	$ -	$ -	$ -	$ -	$ -	$ -	$ -	$ -
4607	T610002242	368.0	$ -	$ -	$ -	$ -	$ -	$ -	$ 20,108	$ 20,108	$ 20,108	$ 20,108	$ 20,108	$ 20,108
4608	T610002242	369.0	$ -	$ -	$ -	$ -	$ -	$ -	$ 80,433	$ 80,433	$ 80,433	$ 80,433	$ 80,433	$ 80,433
4609	601002243	303.3	$ 87,730	$ 87,730	$ 87,730	$ 87,730	$ 87,730	$ 87,730	$ 87,730	$ 87,730	$ 87,730	$ 87,730	$ 87,730	$ 87,730

Sponsored by NMGC Witness Erik C. Buchanan

NEW MEXICO GAS COMPANY, INC.

Gross Balances
Base Period - 12 Months Ending March 31, 2023
Future Test Year - 12 Months Ending September 30, 2025

	A	B	Z	AA	AB	AC	AD	AE	AF	AG
1										
2			Balance	Balance	Balance	Balance	Balance	Balance	Balance	Balance
3	Investment Number / Beginning Balance	FERC Account	2/28/2025	3/31/2025	4/30/2025	5/31/2025	6/30/2025	7/31/2025	8/31/2025	9/30/2025
4561	T601002225	369.0	$ -	$ -	$ -	$ -	$ -	$ -	$ -	$ -
4562	T624002226	368.0	$ 289	$ 289	$ 289	$ 289	$ 289	$ 289	$ 289	$ 289
4563	T624002226	369.0	$ 1,158	$ 1,158	$ 1,158	$ 1,158	$ 1,158	$ 1,158	$ 1,158	$ 1,158
4564	T680002227	367.1	$ -	$ -	$ -	$ -	$ -	$ -	$ -	$ -
4565	T680002227	368.0	$ -	$ -	$ -	$ -	$ -	$ -	$ -	$ -
4566	T680002227	369.0	$ -	$ -	$ -	$ -	$ -	$ -	$ -	$ -
4567	T624002228	368.0	$ 18,066	$ 18,066	$ 18,066	$ 18,066	$ 18,066	$ 18,066	$ 18,066	$ 18,066
4568	T624002228	369.0	$ 72,265	$ 72,265	$ 72,265	$ 72,265	$ 72,265	$ 72,265	$ 72,265	$ 72,265
4569	T601002229	394.0	$ -	$ -	$ -	$ -	$ -	$ -	$ -	$ -
4570	T601002230	367.1	$ -	$ -	$ -	$ -	$ -	$ -	$ -	$ -
4571	T601002230	368.0	$ -	$ -	$ -	$ -	$ -	$ -	$ -	$ -
4572	T601002230	369.0	$ -	$ -	$ -	$ -	$ -	$ -	$ -	$ -
4573	T601002231	367.1	$ -	$ -	$ -	$ -	$ -	$ -	$ -	$ -
4574	T601002231	368.0	$ -	$ -	$ -	$ -	$ -	$ -	$ -	$ -
4575	T601002231	369.0	$ -	$ -	$ -	$ -	$ -	$ -	$ -	$ -
4576	T601002232	367.1	$ -	$ -	$ -	$ -	$ -	$ -	$ -	$ -
4577	T601002232	368.0	$ -	$ -	$ -	$ -	$ -	$ -	$ -	$ -
4578	T601002232	369.0	$ -	$ -	$ -	$ -	$ -	$ -	$ -	$ -
4579	T680002233	367.1	$ -	$ -	$ -	$ -	$ -	$ -	$ -	$ -
4580	T680002233	368.0	$ -	$ -	$ -	$ -	$ -	$ -	$ -	$ -
4581	T680002233	369.0	$ -	$ -	$ -	$ -	$ -	$ -	$ -	$ -
4582	601002234	376.1	$ -	$ -	$ -	$ -	$ -	$ -	$ -	$ -
4583	601002234	376.2	$ -	$ -	$ -	$ -	$ -	$ -	$ -	$ -
4584	601002234	376.4	$ -	$ -	$ -	$ -	$ -	$ -	$ -	$ -
4585	601002234	380.0	$ -	$ -	$ -	$ -	$ -	$ -	$ -	$ -
4586	601002235	376.1	$ -	$ -	$ -	$ -	$ -	$ -	$ -	$ -
4587	601002235	376.2	$ -	$ -	$ -	$ -	$ -	$ -	$ -	$ -
4588	601002235	376.4	$ -	$ -	$ -	$ -	$ -	$ -	$ -	$ -
4589	601002235	380.0	$ -	$ -	$ -	$ -	$ -	$ -	$ -	$ -
4590	601002236	376.1	$ -	$ -	$ -	$ -	$ -	$ -	$ -	$ -
4591	601002236	376.2	$ -	$ -	$ -	$ -	$ -	$ -	$ -	$ -
4592	601002236	376.4	$ -	$ -	$ -	$ -	$ -	$ -	$ -	$ -
4593	601002236	380.0	$ -	$ -	$ -	$ -	$ -	$ -	$ -	$ -
4594	622002237	376.1	$ 181,165	$ 181,165	$ 181,165	$ 181,165	$ 181,165	$ 181,165	$ 181,165	$ 181,165
4595	622002237	376.2	$ 140,906	$ 140,906	$ 140,906	$ 140,906	$ 140,906	$ 140,906	$ 140,906	$ 140,906
4596	622002237	376.4	$ 80,518	$ 80,518	$ 80,518	$ 80,518	$ 80,518	$ 80,518	$ 80,518	$ 80,518
4597	T624002238	368.0	$ -	$ -	$ -	$ -	$ -	$ -	$ -	$ -
4598	T624002238	369.0	$ -	$ -	$ -	$ -	$ -	$ -	$ -	$ -
4599	633002239	376.1	$ -	$ -	$ -	$ -	$ -	$ -	$ -	$ -
4600	633002239	376.2	$ -	$ -	$ -	$ -	$ -	$ -	$ -	$ -
4601	633002239	376.4	$ -	$ -	$ -	$ -	$ -	$ -	$ -	$ -
4602	T680002240	368.0	$ -	$ -	$ -	$ -	$ -	$ -	$ -	$ -
4603	T680002240	369.0	$ -	$ -	$ -	$ -	$ -	$ -	$ -	$ -
4604	T601002241	367.1	$ -	$ -	$ -	$ -	$ -	$ -	$ -	$ -
4605	T601002241	368.0	$ -	$ -	$ -	$ -	$ -	$ -	$ -	$ -
4606	T601002241	369.0	$ -	$ -	$ -	$ -	$ -	$ -	$ -	$ -
4607	T610002242	368.0	$ 20,108	$ 20,108	$ 20,108	$ 20,108	$ 20,108	$ 20,108	$ 20,108	$ 20,108
4608	T610002242	369.0	$ 80,433	$ 80,433	$ 80,433	$ 80,433	$ 80,433	$ 80,433	$ 80,433	$ 80,433
4609	601002243	303.3	$ 87,730	$ 87,730	$ 87,730	$ 87,730	$ 87,730	$ 87,730	$ 87,730	$ 87,730

Sponsored by NMGC Witness Erik C. Buchanan

NEW MEXICO GAS COMPANY, INC.

Gross Balances
Base Period - 12 Months Ending March 31, 2023
Future Test Year - 12 Months Ending September 30, 2025

	A	B	C	D	E	F	G	H	I	J	K	L	M
1			Adjusted Base Period										
2			Balance	Balance	Balance	Balance	Balance	Balance	Balance	Balance	Balance	Balance	Balance
3	Investment Number / Beginning Balance	FERC Account	3/31/2023	4/30/2023	5/31/2023	6/30/2023	7/31/2023	8/31/2023	9/30/2023	10/31/2023	11/30/2023	12/31/2023	1/31/2024
4610	601002244	303.3	$ -	$ -	$ -	$ -	$ -	$ -	$ -	$ -	$ -	$ -	$ 204,262
4611	601002245	303.3	$ -	$ -	$ -	$ -	$ -	$ -	$ 8,652	$ 8,652	$ 8,652	$ 8,652	$ 8,652
4612	601002246	303.3	$ -	$ -	$ -	$ -	$ -	$ -	$ -	$ 25,869	$ 25,869	$ 25,869	$ 25,869
4613	601002247	303.3	$ -	$ -	$ -	$ -	$ 17,313	$ 17,313	$ 17,313	$ 17,313	$ 17,313	$ 17,313	$ 17,313
4614	601002248	303.3	$ -	$ -	$ -	$ -	$ -	$ -	$ -	$ -	$ -	$ -	$ 58,557
4615	601002249	303.3	$ -	$ -	$ -	$ -	$ -	$ -	$ -	$ -	$ -	$ -	$ 52,321
4616	601002250	303.3	$ -	$ -	$ -	$ -	$ -	$ -	$ 51,916	$ 51,916	$ 51,916	$ 51,916	$ 51,916
4617	601002251	303.3	$ -	$ -	$ -	$ -	$ -	$ 48,021	$ 48,021	$ 48,021	$ 48,021	$ 48,021	$ 48,021
4618	T610002252	368.0	$ -	$ -	$ -	$ -	$ -	$ -	$ -	$ -	$ -	$ -	$ -
4619	T610002252	369.0	$ -	$ -	$ -	$ -	$ -	$ -	$ -	$ -	$ -	$ -	$ -
4620	601002253	391.2	$ -	$ -	$ -	$ -	$ -	$ -	$ -	$ -	$ -	$ -	$ -
4621	601002253	397.0	$ -	$ -	$ -	$ -	$ -	$ -	$ -	$ -	$ -	$ -	$ -
4622	601002253	398.0	$ -	$ -	$ -	$ -	$ -	$ -	$ -	$ -	$ -	$ -	$ -
4623	T626002254	369.0	$ -	$ -	$ -	$ -	$ -	$ -	$ -	$ -	$ -	$ -	$ -
4624	T624002255	367.1	$ -	$ -	$ -	$ -	$ -	$ -	$ -	$ -	$ -	$ -	$ -
4625	684002256	376.1	$ -	$ -	$ -	$ -	$ -	$ -	$ -	$ -	$ -	$ 428	$ 428
4626	684002256	376.2	$ -	$ -	$ -	$ -	$ -	$ -	$ -	$ -	$ -	$ 333	$ 333
4627	684002256	376.4	$ -	$ -	$ -	$ -	$ -	$ -	$ -	$ -	$ -	$ 190	$ 190
4628	601002257	391.2	$ -	$ 182,844	$ 182,844	$ 182,844	$ 182,844	$ 182,844	$ 182,844	$ 182,844	$ 182,844	$ 182,844	$ 182,844
4629	601002257	397.0	$ -	$ 6,857	$ 6,857	$ 6,857	$ 6,857	$ 6,857	$ 6,857	$ 6,857	$ 6,857	$ 6,857	$ 6,857
4630	601002257	398.0	$ -	$ 38,854	$ 38,854	$ 38,854	$ 38,854	$ 38,854	$ 38,854	$ 38,854	$ 38,854	$ 38,854	$ 38,854
4631	601002258	303.3	$ -	$ -	$ -	$ 52,467	$ 52,467	$ 52,467	$ 52,467	$ 52,467	$ 52,467	$ 52,467	$ 52,467
4632	T680002259	368.0	$ -	$ -	$ -	$ -	$ -	$ -	$ -	$ -	$ -	$ -	$ -
4633	T680002259	369.0	$ -	$ -	$ -	$ -	$ -	$ -	$ -	$ -	$ -	$ -	$ -
4634	601002260	303.3	$ -	$ -	$ -	$ -	$ -	$ -	$ -	$ -	$ -	$ -	$ -
4635	T610002261	367.1	$ -	$ -	$ -	$ -	$ -	$ -	$ -	$ -	$ -	$ -	$ -
4636	T610002261	368.0	$ -	$ -	$ -	$ -	$ -	$ -	$ -	$ -	$ -	$ -	$ -
4637	T610002261	369.0	$ -	$ -	$ -	$ -	$ -	$ -	$ -	$ -	$ -	$ -	$ -
4638	T610002262	367.1	$ -	$ -	$ -	$ -	$ -	$ -	$ -	$ -	$ -	$ -	$ -
4639	T610002262	368.0	$ -	$ -	$ -	$ -	$ -	$ -	$ -	$ -	$ -	$ -	$ -
4640	T610002262	369.0	$ -	$ -	$ -	$ -	$ -	$ -	$ -	$ -	$ -	$ -	$ -
4641	T680002263	367.1	$ -	$ -	$ -	$ -	$ -	$ -	$ -	$ -	$ -	$ -	$ -
4642	T680002263	368.0	$ -	$ -	$ -	$ -	$ -	$ -	$ -	$ -	$ -	$ -	$ -
4643	T680002263	369.0	$ -	$ -	$ -	$ -	$ -	$ -	$ -	$ -	$ -	$ -	$ -
4644	T680002264	367.1	$ -	$ -	$ -	$ -	$ -	$ -	$ -	$ -	$ -	$ -	$ -
4645	T680002264	368.0	$ -	$ -	$ -	$ -	$ -	$ -	$ -	$ -	$ -	$ -	$ -
4646	T680002264	369.0	$ -	$ -	$ -	$ -	$ -	$ -	$ -	$ -	$ -	$ -	$ -
4647	T680002265	367.1	$ -	$ -	$ -	$ -	$ -	$ -	$ -	$ -	$ -	$ -	$ -
4648	T680002265	368.0	$ -	$ -	$ -	$ -	$ -	$ -	$ -	$ -	$ -	$ -	$ -
4649	T680002265	369.0	$ -	$ -	$ -	$ -	$ -	$ -	$ -	$ -	$ -	$ -	$ -
4650	T680002266	367.1	$ -	$ -	$ -	$ -	$ -	$ -	$ -	$ -	$ -	$ -	$ -
4651	T680002266	368.0	$ -	$ -	$ -	$ -	$ -	$ -	$ -	$ -	$ -	$ -	$ -
4652	T680002266	369.0	$ -	$ -	$ -	$ -	$ -	$ -	$ -	$ -	$ -	$ -	$ -
4653	T680002267	367.1	$ -	$ -	$ -	$ -	$ -	$ -	$ -	$ -	$ -	$ -	$ -
4654	T680002267	368.0	$ -	$ -	$ -	$ -	$ -	$ -	$ -	$ -	$ -	$ -	$ -
4655	T680002267	369.0	$ -	$ -	$ -	$ -	$ -	$ -	$ -	$ -	$ -	$ -	$ -
4656	601002268	391.2	$ -	$ -	$ -	$ -	$ -	$ -	$ -	$ -	$ -	$ -	$ -
4657	601002268	397.0	$ -	$ -	$ -	$ -	$ -	$ -	$ -	$ -	$ -	$ -	$ -
4658	601002268	398.0	$ -	$ -	$ -	$ -	$ -	$ -	$ -	$ -	$ -	$ -	$ -

Sponsored by NMGC Witness Erik C. Buchanan

NEW MEXICO GAS COMPANY, INC.

Gross Balances
Base Period - 12 Months Ending March 31, 2023
Future Test Year - 12 Months Ending September 30, 2025

	A	B	N	O	P	Q	R	S	T	U	V	W	X	Y
1														
2			Balance	Balance	Balance	Balance	Balance	Balance	Balance	Balance	Balance	Balance	Balance	Balance
3	Investment Number / Beginning Balance	FERC Account	2/29/2024	3/31/2024	4/30/2024	5/31/2024	6/30/2024	7/31/2024	8/31/2024	9/30/2024	10/31/2024	11/30/2024	12/31/2024	1/31/2025
4610	601002244	303.3	$ 204,262	$ 204,262	$ 204,262	$ 204,262	$ 204,262	$ 204,262	$ 204,262	$ 204,262	$ 204,262	$ 204,262	$ 204,262	$ 204,262
4611	601002245	303.3	$ 8,652	$ 8,652	$ 8,652	$ 8,652	$ 8,652	$ 8,652	$ 8,652	$ 8,652	$ 8,652	$ 8,652	$ 8,652	$ 8,652
4612	601002246	303.3	$ 25,869	$ 25,869	$ 25,869	$ 25,869	$ 25,869	$ 25,869	$ 25,869	$ 25,869	$ 25,869	$ 25,869	$ 25,869	$ 25,869
4613	601002247	303.3	$ 17,313	$ 17,313	$ 17,313	$ 17,313	$ 17,313	$ 17,313	$ 17,313	$ 17,313	$ 17,313	$ 17,313	$ 17,313	$ 17,313
4614	601002248	303.3	$ 58,557	$ 58,557	$ 58,557	$ 58,557	$ 58,557	$ 58,557	$ 58,557	$ 58,557	$ 58,557	$ 58,557	$ 58,557	$ 58,557
4615	601002249	303.3	$ 52,321	$ 52,321	$ 52,321	$ 52,321	$ 52,321	$ 52,321	$ 52,321	$ 52,321	$ 52,321	$ 52,321	$ 52,321	$ 52,321
4616	601002250	303.3	$ 51,916	$ 51,916	$ 51,916	$ 51,916	$ 51,916	$ 51,916	$ 51,916	$ 51,916	$ 51,916	$ 51,916	$ 51,916	$ 51,916
4617	601002251	303.3	$ 48,021	$ 48,021	$ 48,021	$ 48,021	$ 48,021	$ 48,021	$ 48,021	$ 48,021	$ 48,021	$ 48,021	$ 48,021	$ 48,021
4618	T610002252	368.0	$ -	$ -	$ -	$ -	$ -	$ -	$ -	$ -	$ -	$ -	$ -	$ -
4619	T610002252	369.0	$ -	$ -	$ -	$ -	$ -	$ -	$ -	$ -	$ -	$ -	$ -	$ -
4620	601002253	391.2	$ -	$ -	$ -	$ -	$ -	$ -	$ -	$ -	$ -	$ -	$ -	$ -
4621	601002253	397.0	$ -	$ -	$ -	$ -	$ -	$ -	$ -	$ -	$ -	$ -	$ -	$ -
4622	601002253	398.0	$ -	$ -	$ -	$ -	$ -	$ -	$ -	$ -	$ -	$ -	$ -	$ -
4623	T626002254	369.0	$ -	$ -	$ -	$ -	$ 2	$ 2	$ 2	$ 2	$ 2	$ 2	$ 2	$ 2
4624	T624002255	367.1	$ -	$ -	$ -	$ -	$ -	$ -	$ -	$ -	$ -	$ -	$ -	$ -
4625	684002256	376.1	$ 428	$ 428	$ 428	$ 428	$ 428	$ 428	$ 428	$ 428	$ 428	$ 428	$ 428	$ 428
4626	684002256	376.2	$ 333	$ 333	$ 333	$ 333	$ 333	$ 333	$ 333	$ 333	$ 333	$ 333	$ 333	$ 333
4627	684002256	376.4	$ 190	$ 190	$ 190	$ 190	$ 190	$ 190	$ 190	$ 190	$ 190	$ 190	$ 190	$ 190
4628	601002257	391.2	$ 182,844	$ 182,844	$ 182,844	$ 182,844	$ 182,844	$ 182,844	$ 182,844	$ 182,844	$ 182,844	$ 182,844	$ 182,844	$ 182,844
4629	601002257	397.0	$ 6,857	$ 6,857	$ 6,857	$ 6,857	$ 6,857	$ 6,857	$ 6,857	$ 6,857	$ 6,857	$ 6,857	$ 6,857	$ 6,857
4630	601002257	398.0	$ 38,854	$ 38,854	$ 38,854	$ 38,854	$ 38,854	$ 38,854	$ 38,854	$ 38,854	$ 38,854	$ 38,854	$ 38,854	$ 38,854
4631	601002258	303.3	$ 52,467	$ 52,467	$ 52,467	$ 52,467	$ 52,467	$ 52,467	$ 52,467	$ 52,467	$ 52,467	$ 52,467	$ 52,467	$ 52,467
4632	T680002259	368.0	$ -	$ -	$ -	$ -	$ -	$ -	$ -	$ -	$ -	$ -	$ -	$ -
4633	T680002259	369.0	$ -	$ -	$ -	$ -	$ -	$ -	$ -	$ -	$ -	$ -	$ -	$ -
4634	601002260	303.3	$ -	$ -	$ -	$ -	$ -	$ -	$ -	$ -	$ -	$ -	$ -	$ -
4635	T610002261	367.1	$ -	$ -	$ -	$ -	$ -	$ -	$ -	$ -	$ -	$ -	$ -	$ -
4636	T610002261	368.0	$ -	$ -	$ -	$ -	$ -	$ -	$ -	$ -	$ -	$ -	$ -	$ -
4637	T610002261	369.0	$ -	$ -	$ -	$ -	$ -	$ -	$ -	$ -	$ -	$ -	$ -	$ -
4638	T610002262	367.1	$ -	$ -	$ -	$ -	$ -	$ -	$ -	$ -	$ -	$ -	$ -	$ -
4639	T610002262	368.0	$ -	$ -	$ -	$ -	$ -	$ -	$ -	$ -	$ -	$ -	$ -	$ -
4640	T610002262	369.0	$ -	$ -	$ -	$ -	$ -	$ -	$ -	$ -	$ -	$ -	$ -	$ -
4641	T680002263	367.1	$ -	$ -	$ -	$ -	$ -	$ -	$ -	$ -	$ -	$ -	$ -	$ -
4642	T680002263	368.0	$ -	$ -	$ -	$ -	$ -	$ -	$ -	$ -	$ -	$ -	$ -	$ -
4643	T680002263	369.0	$ -	$ -	$ -	$ -	$ -	$ -	$ -	$ -	$ -	$ -	$ -	$ -
4644	T680002264	367.1	$ -	$ -	$ -	$ -	$ -	$ -	$ -	$ -	$ -	$ -	$ -	$ -
4645	T680002264	368.0	$ -	$ -	$ -	$ -	$ -	$ -	$ -	$ -	$ -	$ -	$ -	$ -
4646	T680002264	369.0	$ -	$ -	$ -	$ -	$ -	$ -	$ -	$ -	$ -	$ -	$ -	$ -
4647	T680002265	367.1	$ -	$ -	$ -	$ -	$ -	$ -	$ -	$ -	$ -	$ -	$ -	$ -
4648	T680002265	368.0	$ -	$ -	$ -	$ -	$ -	$ -	$ -	$ -	$ -	$ -	$ -	$ -
4649	T680002265	369.0	$ -	$ -	$ -	$ -	$ -	$ -	$ -	$ -	$ -	$ -	$ -	$ -
4650	T680002266	367.1	$ -	$ -	$ -	$ -	$ -	$ -	$ 867,990	$ 867,990	$ 867,990	$ 867,990	$ 867,990	$ 867,990
4651	T680002266	368.0	$ -	$ -	$ -	$ -	$ -	$ -	$ 123,999	$ 123,999	$ 123,999	$ 123,999	$ 123,999	$ 123,999
4652	T680002266	369.0	$ -	$ -	$ -	$ -	$ -	$ -	$ 247,997	$ 247,997	$ 247,997	$ 247,997	$ 247,997	$ 247,997
4653	T680002267	367.1	$ -	$ -	$ -	$ -	$ -	$ -	$ -	$ -	$ -	$ -	$ -	$ -
4654	T680002267	368.0	$ -	$ -	$ -	$ -	$ -	$ -	$ -	$ -	$ -	$ -	$ -	$ -
4655	T680002267	369.0	$ -	$ -	$ -	$ -	$ -	$ -	$ -	$ -	$ -	$ -	$ -	$ -
4656	601002268	391.2	$ -	$ -	$ -	$ -	$ -	$ -	$ -	$ -	$ -	$ -	$ -	$ -
4657	601002268	397.0	$ -	$ -	$ -	$ -	$ -	$ -	$ -	$ -	$ -	$ -	$ -	$ -
4658	601002268	398.0	$ -	$ -	$ -	$ -	$ -	$ -	$ -	$ -	$ -	$ -	$ -	$ -

Sponsored by NMGC Witness Erik C. Buchanan

WP Plant 3 Gross Balances

NEW MEXICO GAS COMPANY, INC.

Gross Balances
Base Period - 12 Months Ending March 31, 2023
Future Test Year - 12 Months Ending September 30, 2025

	A	B	Z	AA	AB	AC	AD	AE	AF	AG
1										
2			Balance	Balance	Balance	Balance	Balance	Balance	Balance	Balance
3	Investment Number / Beginning Balance	FERC Account	2/28/2025	3/31/2025	4/30/2025	5/31/2025	6/30/2025	7/31/2025	8/31/2025	9/30/2025
4610	601002244	303.3	$ 204,262	$ 204,262	$ 204,262	$ 204,262	$ 204,262	$ 204,262	$ 204,262	$ 204,262
4611	601002245	303.3	$ 8,652	$ 8,652	$ 8,652	$ 8,652	$ 8,652	$ 8,652	$ 8,652	$ 8,652
4612	601002246	303.3	$ 25,869	$ 25,869	$ 25,869	$ 25,869	$ 25,869	$ 25,869	$ 25,869	$ 25,869
4613	601002247	303.3	$ 17,313	$ 17,313	$ 17,313	$ 17,313	$ 17,313	$ 17,313	$ 17,313	$ 17,313
4614	601002248	303.3	$ 58,557	$ 58,557	$ 58,557	$ 58,557	$ 58,557	$ 58,557	$ 58,557	$ 58,557
4615	601002249	303.3	$ 52,321	$ 52,321	$ 52,321	$ 52,321	$ 52,321	$ 52,321	$ 52,321	$ 52,321
4616	601002250	303.3	$ 51,916	$ 51,916	$ 51,916	$ 51,916	$ 51,916	$ 51,916	$ 51,916	$ 51,916
4617	601002251	303.3	$ 48,021	$ 48,021	$ 48,021	$ 48,021	$ 48,021	$ 48,021	$ 48,021	$ 48,021
4618	T610002252	368.0	$ -	$ -	$ -	$ -	$ -	$ -	$ -	$ -
4619	T610002252	369.0	$ -	$ -	$ -	$ -	$ -	$ -	$ -	$ -
4620	601002253	391.2	$ -	$ -	$ -	$ -	$ -	$ -	$ -	$ -
4621	601002253	397.0	$ -	$ -	$ -	$ -	$ -	$ -	$ -	$ -
4622	601002253	398.0	$ -	$ -	$ -	$ -	$ -	$ -	$ -	$ -
4623	T626002254	369.0	$ 2	$ 2	$ 2	$ 2	$ 2	$ 2	$ 2	$ 2
4624	T624002255	367.1	$ -	$ -	$ -	$ -	$ -	$ -	$ -	$ -
4625	684002256	376.1	$ 428	$ 428	$ 428	$ 428	$ 428	$ 428	$ 428	$ 428
4626	684002256	376.2	$ 333	$ 333	$ 333	$ 333	$ 333	$ 333	$ 333	$ 333
4627	684002256	376.4	$ 190	$ 190	$ 190	$ 190	$ 190	$ 190	$ 190	$ 190
4628	601002257	391.2	$ 182,844	$ 182,844	$ 182,844	$ 182,844	$ 182,844	$ 182,844	$ 182,844	$ 182,844
4629	601002257	397.0	$ 6,857	$ 6,857	$ 6,857	$ 6,857	$ 6,857	$ 6,857	$ 6,857	$ 6,857
4630	601002257	398.0	$ 38,854	$ 38,854	$ 38,854	$ 38,854	$ 38,854	$ 38,854	$ 38,854	$ 38,854
4631	601002258	303.3	$ 52,467	$ 52,467	$ 52,467	$ 52,467	$ 52,467	$ 52,467	$ 52,467	$ 52,467
4632	T680002259	368.0	$ -	$ -	$ -	$ -	$ -	$ -	$ -	$ -
4633	T680002259	369.0	$ -	$ -	$ -	$ -	$ -	$ -	$ -	$ -
4634	601002260	303.3	$ -	$ -	$ -	$ -	$ -	$ -	$ -	$ -
4635	T610002261	367.1	$ -	$ -	$ -	$ -	$ -	$ -	$ -	$ -
4636	T610002261	368.0	$ -	$ -	$ -	$ -	$ -	$ -	$ -	$ -
4637	T610002261	369.0	$ -	$ -	$ -	$ -	$ -	$ -	$ -	$ -
4638	T610002262	367.1	$ -	$ -	$ -	$ -	$ -	$ -	$ -	$ -
4639	T610002262	368.0	$ -	$ -	$ -	$ -	$ -	$ -	$ -	$ -
4640	T610002262	369.0	$ -	$ -	$ -	$ -	$ -	$ -	$ -	$ -
4641	T680002263	367.1	$ -	$ -	$ -	$ -	$ -	$ -	$ -	$ -
4642	T680002263	368.0	$ -	$ -	$ -	$ -	$ -	$ -	$ -	$ -
4643	T680002263	369.0	$ -	$ -	$ -	$ -	$ -	$ -	$ -	$ -
4644	T680002264	367.1	$ -	$ -	$ -	$ -	$ -	$ -	$ -	$ -
4645	T680002264	368.0	$ -	$ -	$ -	$ -	$ -	$ -	$ -	$ -
4646	T680002264	369.0	$ -	$ -	$ -	$ -	$ -	$ -	$ -	$ -
4647	T680002265	367.1	$ -	$ -	$ -	$ -	$ -	$ -	$ -	$ -
4648	T680002265	368.0	$ -	$ -	$ -	$ -	$ -	$ -	$ -	$ -
4649	T680002265	369.0	$ -	$ -	$ -	$ -	$ -	$ -	$ -	$ -
4650	T680002266	367.1	$ 867,990	$ 867,990	$ 867,990	$ 867,990	$ 867,990	$ 867,990	$ 867,990	$ 867,990
4651	T680002266	368.0	$ 123,999	$ 123,999	$ 123,999	$ 123,999	$ 123,999	$ 123,999	$ 123,999	$ 123,999
4652	T680002266	369.0	$ 247,997	$ 247,997	$ 247,997	$ 247,997	$ 247,997	$ 247,997	$ 247,997	$ 247,997
4653	T680002267	367.1	$ -	$ -	$ -	$ -	$ -	$ -	$ 851,443	$ 851,443
4654	T680002267	368.0	$ -	$ -	$ -	$ -	$ -	$ -	$ 121,635	$ 121,635
4655	T680002267	369.0	$ -	$ -	$ -	$ -	$ -	$ -	$ 243,270	$ 243,270
4656	601002268	391.2	$ -	$ -	$ -	$ -	$ -	$ -	$ -	$ -
4657	601002268	397.0	$ -	$ -	$ -	$ -	$ -	$ -	$ -	$ -
4658	601002268	398.0	$ -	$ -	$ -	$ -	$ -	$ -	$ -	$ -

Sponsored by NMGC Witness Erik C. Buchanan

WP Plant 3 Gross Balances

NEW MEXICO GAS COMPANY, INC.

Gross Balances
Base Period - 12 Months Ending March 31, 2023
Future Test Year - 12 Months Ending September 30, 2025

	A	B	C	D	E	F	G	H	I	J	K	L	M
1			Adjusted Base Period										
2			Balance	Balance	Balance	Balance	Balance	Balance	Balance	Balance	Balance	Balance	Balance
3	Investment Number / Beginning Balance	FERC Account	3/31/2023	4/30/2023	5/31/2023	6/30/2023	7/31/2023	8/31/2023	9/30/2023	10/31/2023	11/30/2023	12/31/2023	1/31/2024
4659	T601002269	367.1	$ -	$ -	$ -	$ -	$ -	$ -	$ -	$ -	$ -	$ -	$ -
4660	T601002269	368.0	$ -	$ -	$ -	$ -	$ -	$ -	$ -	$ -	$ -	$ -	$ -
4661	T601002269	369.0	$ -	$ -	$ -	$ -	$ -	$ -	$ -	$ -	$ -	$ -	$ -
4662	T624002270	367.1	$ -	$ -	$ -	$ -	$ -	$ -	$ -	$ -	$ -	$ -	$ -
4663	T624002271	369.0	$ -	$ -	$ -	$ -	$ -	$ -	$ -	$ -	$ -	$ -	$ -
4664	610002272	376.1	$ -	$ -	$ -	$ -	$ -	$ -	$ -	$ -	$ -	$ 145,050	$ 145,050
4665	610002272	376.2	$ -	$ -	$ -	$ -	$ -	$ -	$ -	$ -	$ -	$ 1,015,347	$ 1,015,347
4666	610002272	376.4	$ -	$ -	$ -	$ -	$ -	$ -	$ -	$ -	$ -	$ 72,525	$ 72,525
4667	610002272	380.0	$ -	$ -	$ -	$ -	$ -	$ -	$ -	$ -	$ -	$ 217,574	$ 217,574
4668	T660002273	367.1	$ -	$ -	$ -	$ -	$ -	$ -	$ 85,724	$ 85,724	$ 85,724	$ 85,724	$ 85,724
4669	660002274	390.0	$ -	$ -	$ -	$ -	$ -	$ -	$ -	$ -	$ -	$ -	$ -
4670	601002275	303.3	$ -	$ -	$ -	$ 66,977	$ 66,977	$ 66,977	$ 66,977	$ 66,977	$ 66,977	$ 66,977	$ 66,977
4671	T621002276	368.0	$ -	$ -	$ 851	$ 851	$ 851	$ 851	$ 851	$ 851	$ 851	$ 851	$ 851
4672	T621002276	369.0	$ -	$ -	$ 3,406	$ 3,406	$ 3,406	$ 3,406	$ 3,406	$ 3,406	$ 3,406	$ 3,406	$ 3,406
4673	T624002277	368.0	$ -	$ -	$ -	$ -	$ -	$ 14,050	$ 14,050	$ 14,050	$ 14,050	$ 14,050	$ 14,050
4674	T624002277	369.0	$ -	$ -	$ -	$ -	$ -	$ 56,201	$ 56,201	$ 56,201	$ 56,201	$ 56,201	$ 56,201
4675	601002278	303.3	$ -	$ -	$ -	$ -	$ -	$ -	$ -	$ -	$ -	$ -	$ -
4676	T624002279	368.0	$ -	$ -	$ -	$ 25,090	$ 25,090	$ 25,090	$ 25,090	$ 25,090	$ 25,090	$ 25,090	$ 25,090
4677	T624002279	369.0	$ -	$ -	$ -	$ 100,359	$ 100,359	$ 100,359	$ 100,359	$ 100,359	$ 100,359	$ 100,359	$ 100,359
4678	601002280	376.2	$ -	$ -	$ -	$ -	$ -	$ -	$ -	$ -	$ -	$ -	$ -
4679	T601002281	367.1	$ -	$ -	$ -	$ -	$ -	$ 60,932	$ 60,932	$ 60,932	$ 60,932	$ 60,932	$ 60,932
4680	T601002281	368.0	$ -	$ -	$ -	$ -	$ -	$ 66,472	$ 66,472	$ 66,472	$ 66,472	$ 66,472	$ 66,472
4681	T601002281	369.0	$ -	$ -	$ -	$ -	$ -	$ 57,239	$ 57,239	$ 57,239	$ 57,239	$ 57,239	$ 57,239
4682	601002282	303.3	$ -	$ -	$ 332,380	$ 332,380	$ 332,380	$ 332,380	$ 332,380	$ 332,380	$ 332,380	$ 332,380	$ 332,380
4683	T680002283	368.0	$ -	$ -	$ 3,970	$ 3,970	$ 3,970	$ 3,970	$ 3,970	$ 3,970	$ 3,970	$ 3,970	$ 3,970
4684	T680002283	369.0	$ -	$ -	$ 15,881	$ 15,881	$ 15,881	$ 15,881	$ 15,881	$ 15,881	$ 15,881	$ 15,881	$ 15,881
4685	601002284	376.2	$ -	$ -	$ -	$ -	$ -	$ -	$ -	$ -	$ -	$ -	$ -
4686	601002285	391.2	$ -	$ -	$ 255,129	$ 255,129	$ 255,129	$ 255,129	$ 255,129	$ 255,129	$ 255,129	$ 255,129	$ 255,129
4687	601002285	397.0	$ -	$ -	$ 9,567	$ 9,567	$ 9,567	$ 9,567	$ 9,567	$ 9,567	$ 9,567	$ 9,567	$ 9,567
4688	601002285	398.0	$ -	$ -	$ 54,215	$ 54,215	$ 54,215	$ 54,215	$ 54,215	$ 54,215	$ 54,215	$ 54,215	$ 54,215
4689	610002286	376.1	$ -	$ -	$ -	$ -	$ -	$ -	$ -	$ -	$ -	$ -	$ -
4690	610002286	376.2	$ -	$ -	$ -	$ -	$ -	$ -	$ -	$ -	$ -	$ -	$ -
4691	610002286	376.4	$ -	$ -	$ -	$ -	$ -	$ -	$ -	$ -	$ -	$ -	$ -
4692	610002286	380.0	$ -	$ -	$ -	$ -	$ -	$ -	$ -	$ -	$ -	$ -	$ -
4693	T624002287	367.1	$ -	$ -	$ -	$ -	$ -	$ -	$ -	$ -	$ -	$ -	$ -
4694	T624002287	368.0	$ -	$ -	$ -	$ -	$ -	$ -	$ -	$ -	$ -	$ -	$ -
4695	T624002287	369.0	$ -	$ -	$ -	$ -	$ -	$ -	$ -	$ -	$ -	$ -	$ -
4696	610002288	376.1	$ -	$ 43,930	$ 43,930	$ 43,930	$ 43,930	$ 43,930	$ 43,930	$ 43,930	$ 43,930	$ 43,930	$ 43,930
4697	610002288	376.2	$ -	$ 307,511	$ 307,511	$ 307,511	$ 307,511	$ 307,511	$ 307,511	$ 307,511	$ 307,511	$ 307,511	$ 307,511
4698	610002288	376.4	$ -	$ 21,965	$ 21,965	$ 21,965	$ 21,965	$ 21,965	$ 21,965	$ 21,965	$ 21,965	$ 21,965	$ 21,965
4699	610002288	380.0	$ -	$ 65,895	$ 65,895	$ 65,895	$ 65,895	$ 65,895	$ 65,895	$ 65,895	$ 65,895	$ 65,895	$ 65,895
4700	680002290	376.2	$ -	$ -	$ -	$ -	$ -	$ -	$ -	$ -	$ -	$ -	$ -
4701	610002291	378.0	$ -	$ -	$ -	$ -	$ -	$ -	$ 51,506	$ 51,506	$ 51,506	$ 51,506	$ 51,506
4702	610002291	385.0	$ -	$ -	$ -	$ -	$ -	$ -	$ 139,256	$ 139,256	$ 139,256	$ 139,256	$ 139,256
4703	T624002292	367.1	$ -	$ -	$ -	$ -	$ 0	$ 0	$ 0	$ 0	$ 0	$ 0	$ 0
4704	T624002292	368.0	$ -	$ -	$ -	$ -	$ 0	$ 0	$ 0	$ 0	$ 0	$ 0	$ 0
4705	T624002292	369.0	$ -	$ -	$ -	$ -	$ 0	$ 0	$ 0	$ 0	$ 0	$ 0	$ 0
4706	622002293	376.2	$ -	$ -	$ -	$ -	$ 226,979	$ 226,979	$ 226,979	$ 226,979	$ 226,979	$ 226,979	$ 226,979
4707	T624002294	369.0	$ -	$ -	$ -	$ -	$ -	$ -	$ -	$ -	$ -	$ -	$ -

Sponsored by NMGC Witness Erik C. Buchanan

NEW MEXICO GAS COMPANY, INC.

Gross Balances
Base Period - 12 Months Ending March 31, 2023
Future Test Year - 12 Months Ending September 30, 2025

	A	B	N	O	P	Q	R	S	T	U	V	W	X	Y
1														
2			Balance	Balance	Balance	Balance	Balance	Balance	Balance	Balance	Balance	Balance	Balance	Balance
3	Investment Number / Beginning Balance	FERC Account	2/29/2024	3/31/2024	4/30/2024	5/31/2024	6/30/2024	7/31/2024	8/31/2024	9/30/2024	10/31/2024	11/30/2024	12/31/2024	1/31/2025
4659	T601002269	367.1	$ -	$ -	$ -	$ -	$ -	$ -	$ -	$ -	$ -	$ -	$ -	$ -
4660	T601002269	368.0	$ -	$ -	$ -	$ -	$ -	$ -	$ -	$ -	$ -	$ -	$ -	$ -
4661	T601002269	369.0	$ -	$ -	$ -	$ -	$ -	$ -	$ -	$ -	$ -	$ -	$ -	$ -
4662	T624002270	367.1	$ -	$ -	$ -	$ -	$ -	$ -	$ -	$ -	$ -	$ -	$ -	$ -
4663	T624002271	369.0	$ -	$ -	$ -	$ -	$ -	$ -	$ -	$ -	$ -	$ -	$ -	$ -
4664	610002272	376.1	$ 145,050	$ 145,050	$ 145,050	$ 145,050	$ 145,050	$ 145,050	$ 145,050	$ 145,050	$ 145,050	$ 145,050	$ 145,050	$ 145,050
4665	610002272	376.2	$ 1,015,347	$ 1,015,347	$ 1,015,347	$ 1,015,347	$ 1,015,347	$ 1,015,347	$ 1,015,347	$ 1,015,347	$ 1,015,347	$ 1,015,347	$ 1,015,347	$ 1,015,347
4666	610002272	376.4	$ 72,525	$ 72,525	$ 72,525	$ 72,525	$ 72,525	$ 72,525	$ 72,525	$ 72,525	$ 72,525	$ 72,525	$ 72,525	$ 72,525
4667	610002272	380.0	$ 217,574	$ 217,574	$ 217,574	$ 217,574	$ 217,574	$ 217,574	$ 217,574	$ 217,574	$ 217,574	$ 217,574	$ 217,574	$ 217,574
4668	T660002273	367.1	$ 85,724	$ 85,724	$ 85,724	$ 85,724	$ 85,724	$ 85,724	$ 85,724	$ 85,724	$ 85,724	$ 85,724	$ 85,724	$ 85,724
4669	660002274	390.0	$ -	$ -	$ -	$ -	$ -	$ -	$ -	$ -	$ -	$ -	$ -	$ -
4670	601002275	303.3	$ 66,977	$ 66,977	$ 66,977	$ 66,977	$ 66,977	$ 66,977	$ 66,977	$ 66,977	$ 66,977	$ 66,977	$ 66,977	$ 66,977
4671	T621002276	368.0	$ 851	$ 851	$ 851	$ 851	$ 851	$ 851	$ 851	$ 851	$ 851	$ 851	$ 851	$ 851
4672	T621002276	369.0	$ 3,406	$ 3,406	$ 3,406	$ 3,406	$ 3,406	$ 3,406	$ 3,406	$ 3,406	$ 3,406	$ 3,406	$ 3,406	$ 3,406
4673	T624002277	368.0	$ 14,050	$ 14,050	$ 14,050	$ 14,050	$ 14,050	$ 14,050	$ 14,050	$ 14,050	$ 14,050	$ 14,050	$ 14,050	$ 14,050
4674	T624002277	369.0	$ 56,201	$ 56,201	$ 56,201	$ 56,201	$ 56,201	$ 56,201	$ 56,201	$ 56,201	$ 56,201	$ 56,201	$ 56,201	$ 56,201
4675	601002278	303.3	$ -	$ -	$ -	$ -	$ -	$ -	$ -	$ -	$ -	$ -	$ -	$ -
4676	T624002279	368.0	$ 25,090	$ 25,090	$ 25,090	$ 25,090	$ 25,090	$ 25,090	$ 25,090	$ 25,090	$ 25,090	$ 25,090	$ 25,090	$ 25,090
4677	T624002279	369.0	$ 100,359	$ 100,359	$ 100,359	$ 100,359	$ 100,359	$ 100,359	$ 100,359	$ 100,359	$ 100,359	$ 100,359	$ 100,359	$ 100,359
4678	601002280	376.2	$ -	$ -	$ -	$ -	$ -	$ -	$ -	$ -	$ -	$ -	$ -	$ -
4679	T601002281	367.1	$ 60,932	$ 60,932	$ 60,932	$ 60,932	$ 60,932	$ 60,932	$ 60,932	$ 60,932	$ 60,932	$ 60,932	$ 60,932	$ 60,932
4680	T601002281	368.0	$ 66,472	$ 66,472	$ 66,472	$ 66,472	$ 66,472	$ 66,472	$ 66,472	$ 66,472	$ 66,472	$ 66,472	$ 66,472	$ 66,472
4681	T601002281	369.0	$ 57,239	$ 57,239	$ 57,239	$ 57,239	$ 57,239	$ 57,239	$ 57,239	$ 57,239	$ 57,239	$ 57,239	$ 57,239	$ 57,239
4682	601002282	303.3	$ 332,380	$ 332,380	$ 332,380	$ 332,380	$ 332,380	$ 332,380	$ 332,380	$ 332,380	$ 332,380	$ 332,380	$ 332,380	$ 332,380
4683	T680002283	368.0	$ 3,970	$ 3,970	$ 3,970	$ 3,970	$ 3,970	$ 3,970	$ 3,970	$ 3,970	$ 3,970	$ 3,970	$ 3,970	$ 3,970
4684	T680002283	369.0	$ 15,881	$ 15,881	$ 15,881	$ 15,881	$ 15,881	$ 15,881	$ 15,881	$ 15,881	$ 15,881	$ 15,881	$ 15,881	$ 15,881
4685	601002284	376.2	$ -	$ -	$ -	$ -	$ -	$ -	$ -	$ -	$ -	$ -	$ -	$ -
4686	601002285	391.2	$ 255,129	$ 255,129	$ 255,129	$ 255,129	$ 255,129	$ 255,129	$ 255,129	$ 255,129	$ 255,129	$ 255,129	$ 255,129	$ 255,129
4687	601002285	397.0	$ 9,567	$ 9,567	$ 9,567	$ 9,567	$ 9,567	$ 9,567	$ 9,567	$ 9,567	$ 9,567	$ 9,567	$ 9,567	$ 9,567
4688	601002285	398.0	$ 54,215	$ 54,215	$ 54,215	$ 54,215	$ 54,215	$ 54,215	$ 54,215	$ 54,215	$ 54,215	$ 54,215	$ 54,215	$ 54,215
4689	610002286	376.1	$ -	$ -	$ -	$ -	$ -	$ -	$ -	$ -	$ -	$ -	$ -	$ -
4690	610002286	376.2	$ -	$ -	$ -	$ -	$ -	$ -	$ -	$ -	$ -	$ -	$ -	$ -
4691	610002286	376.4	$ -	$ -	$ -	$ -	$ -	$ -	$ -	$ -	$ -	$ -	$ -	$ -
4692	610002286	380.0	$ -	$ -	$ -	$ -	$ -	$ -	$ -	$ -	$ -	$ -	$ -	$ -
4693	T624002287	367.1	$ -	$ -	$ -	$ -	$ -	$ -	$ -	$ -	$ -	$ -	$ -	$ -
4694	T624002287	368.0	$ -	$ -	$ -	$ -	$ -	$ -	$ -	$ -	$ -	$ -	$ -	$ -
4695	T624002287	369.0	$ -	$ -	$ -	$ -	$ -	$ -	$ -	$ -	$ -	$ -	$ -	$ -
4696	610002288	376.1	$ 43,930	$ 43,930	$ 43,930	$ 43,930	$ 43,930	$ 43,930	$ 43,930	$ 43,930	$ 43,930	$ 43,930	$ 43,930	$ 43,930
4697	610002288	376.2	$ 307,511	$ 307,511	$ 307,511	$ 307,511	$ 307,511	$ 307,511	$ 307,511	$ 307,511	$ 307,511	$ 307,511	$ 307,511	$ 307,511
4698	610002288	376.4	$ 21,965	$ 21,965	$ 21,965	$ 21,965	$ 21,965	$ 21,965	$ 21,965	$ 21,965	$ 21,965	$ 21,965	$ 21,965	$ 21,965
4699	610002288	380.0	$ 65,895	$ 65,895	$ 65,895	$ 65,895	$ 65,895	$ 65,895	$ 65,895	$ 65,895	$ 65,895	$ 65,895	$ 65,895	$ 65,895
4700	680002290	376.2	$ -	$ -	$ -	$ -	$ -	$ -	$ -	$ -	$ -	$ -	$ -	$ -
4701	610002291	378.0	$ 51,506	$ 51,506	$ 51,506	$ 51,506	$ 51,506	$ 51,506	$ 51,506	$ 51,506	$ 51,506	$ 51,506	$ 51,506	$ 51,506
4702	610002291	385.0	$ 139,256	$ 139,256	$ 139,256	$ 139,256	$ 139,256	$ 139,256	$ 139,256	$ 139,256	$ 139,256	$ 139,256	$ 139,256	$ 139,256
4703	T624002292	367.1	$ 0	$ 0	$ 0	$ 0	$ 0	$ 0	$ 0	$ 0	$ 0	$ 0	$ 0	$ 0
4704	T624002292	368.0	$ 0	$ 0	$ 0	$ 0	$ 0	$ 0	$ 0	$ 0	$ 0	$ 0	$ 0	$ 0
4705	T624002292	369.0	$ 0	$ 0	$ 0	$ 0	$ 0	$ 0	$ 0	$ 0	$ 0	$ 0	$ 0	$ 0
4706	622002293	376.2	$ 226,979	$ 226,979	$ 226,979	$ 226,979	$ 226,979	$ 226,979	$ 226,979	$ 226,979	$ 226,979	$ 226,979	$ 226,979	$ 226,979
4707	T624002294	369.0	$ -	$ -	$ -	$ -	$ -	$ -	$ -	$ -	$ -	$ -	$ -	$ -

Sponsored by NMGC Witness Erik C. Buchanan

NEW MEXICO GAS COMPANY, INC.

Gross Balances
Base Period - 12 Months Ending March 31, 2023
Future Test Year - 12 Months Ending September 30, 2025

	A	B	Z	AA	AB	AC	AD	AE	AF	AG
1										
2			Balance	Balance	Balance	Balance	Balance	Balance	Balance	Balance
3	Investment Number / Beginning Balance	FERC Account	2/28/2025	3/31/2025	4/30/2025	5/31/2025	6/30/2025	7/31/2025	8/31/2025	9/30/2025
4659	T601002269	367.1	$ -	$ -	$ -	$ -	$ -	$ -	$ -	$ -
4660	T601002269	368.0	$ -	$ -	$ -	$ -	$ -	$ -	$ -	$ -
4661	T601002269	369.0	$ -	$ -	$ -	$ -	$ -	$ -	$ -	$ -
4662	T624002270	367.1	$ -	$ -	$ -	$ -	$ -	$ -	$ -	$ -
4663	T624002271	369.0	$ -	$ -	$ -	$ -	$ -	$ -	$ -	$ -
4664	610002272	376.1	$ 145,050	$ 145,050	$ 145,050	$ 145,050	$ 145,050	$ 145,050	$ 145,050	$ 145,050
4665	610002272	376.2	$ 1,015,347	$ 1,015,347	$ 1,015,347	$ 1,015,347	$ 1,015,347	$ 1,015,347	$ 1,015,347	$ 1,015,347
4666	610002272	376.4	$ 72,525	$ 72,525	$ 72,525	$ 72,525	$ 72,525	$ 72,525	$ 72,525	$ 72,525
4667	610002272	380.0	$ 217,574	$ 217,574	$ 217,574	$ 217,574	$ 217,574	$ 217,574	$ 217,574	$ 217,574
4668	T660002273	367.1	$ 85,724	$ 85,724	$ 85,724	$ 85,724	$ 85,724	$ 85,724	$ 85,724	$ 85,724
4669	660002274	390.0	$ -	$ -	$ -	$ -	$ -	$ -	$ -	$ -
4670	601002275	303.3	$ 66,977	$ 66,977	$ 66,977	$ 66,977	$ 66,977	$ 66,977	$ 66,977	$ 66,977
4671	T621002276	368.0	$ 851	$ 851	$ 851	$ 851	$ 851	$ 851	$ 851	$ 851
4672	T621002276	369.0	$ 3,406	$ 3,406	$ 3,406	$ 3,406	$ 3,406	$ 3,406	$ 3,406	$ 3,406
4673	T624002277	368.0	$ 14,050	$ 14,050	$ 14,050	$ 14,050	$ 14,050	$ 14,050	$ 14,050	$ 14,050
4674	T624002277	369.0	$ 56,201	$ 56,201	$ 56,201	$ 56,201	$ 56,201	$ 56,201	$ 56,201	$ 56,201
4675	601002278	303.3	$ -	$ -	$ -	$ -	$ -	$ -	$ -	$ -
4676	T624002279	368.0	$ 25,090	$ 25,090	$ 25,090	$ 25,090	$ 25,090	$ 25,090	$ 25,090	$ 25,090
4677	T624002279	369.0	$ 100,359	$ 100,359	$ 100,359	$ 100,359	$ 100,359	$ 100,359	$ 100,359	$ 100,359
4678	601002280	376.2	$ -	$ -	$ -	$ -	$ -	$ -	$ -	$ -
4679	T601002281	367.1	$ 60,932	$ 60,932	$ 60,932	$ 60,932	$ 60,932	$ 60,932	$ 60,932	$ 60,932
4680	T601002281	368.0	$ 66,472	$ 66,472	$ 66,472	$ 66,472	$ 66,472	$ 66,472	$ 66,472	$ 66,472
4681	T601002281	369.0	$ 57,239	$ 57,239	$ 57,239	$ 57,239	$ 57,239	$ 57,239	$ 57,239	$ 57,239
4682	601002282	303.3	$ 332,380	$ 332,380	$ 332,380	$ 332,380	$ 332,380	$ 332,380	$ 332,380	$ 332,380
4683	T680002283	368.0	$ 3,970	$ 3,970	$ 3,970	$ 3,970	$ 3,970	$ 3,970	$ 3,970	$ 3,970
4684	T680002283	369.0	$ 15,881	$ 15,881	$ 15,881	$ 15,881	$ 15,881	$ 15,881	$ 15,881	$ 15,881
4685	601002284	376.2	$ -	$ -	$ -	$ -	$ -	$ -	$ -	$ -
4686	601002285	391.2	$ 255,129	$ 255,129	$ 255,129	$ 255,129	$ 255,129	$ 255,129	$ 255,129	$ 255,129
4687	601002285	397.0	$ 9,567	$ 9,567	$ 9,567	$ 9,567	$ 9,567	$ 9,567	$ 9,567	$ 9,567
4688	601002285	398.0	$ 54,215	$ 54,215	$ 54,215	$ 54,215	$ 54,215	$ 54,215	$ 54,215	$ 54,215
4689	610002286	376.1	$ -	$ -	$ -	$ -	$ -	$ -	$ -	$ -
4690	610002286	376.2	$ -	$ -	$ -	$ -	$ -	$ -	$ -	$ -
4691	610002286	376.4	$ -	$ -	$ -	$ -	$ -	$ -	$ -	$ -
4692	610002286	380.0	$ -	$ -	$ -	$ -	$ -	$ -	$ -	$ -
4693	T624002287	367.1	$ -	$ -	$ -	$ -	$ -	$ -	$ -	$ -
4694	T624002287	368.0	$ -	$ -	$ -	$ -	$ -	$ -	$ -	$ -
4695	T624002287	369.0	$ -	$ -	$ -	$ -	$ -	$ -	$ -	$ -
4696	610002288	376.1	$ 43,930	$ 43,930	$ 43,930	$ 43,930	$ 43,930	$ 43,930	$ 43,930	$ 43,930
4697	610002288	376.2	$ 307,511	$ 307,511	$ 307,511	$ 307,511	$ 307,511	$ 307,511	$ 307,511	$ 307,511
4698	610002288	376.4	$ 21,965	$ 21,965	$ 21,965	$ 21,965	$ 21,965	$ 21,965	$ 21,965	$ 21,965
4699	610002288	380.0	$ 65,895	$ 65,895	$ 65,895	$ 65,895	$ 65,895	$ 65,895	$ 65,895	$ 65,895
4700	680002290	376.2	$ -	$ -	$ -	$ -	$ -	$ -	$ -	$ -
4701	610002291	378.0	$ 51,506	$ 51,506	$ 51,506	$ 51,506	$ 51,506	$ 51,506	$ 51,506	$ 51,506
4702	610002291	385.0	$ 139,256	$ 139,256	$ 139,256	$ 139,256	$ 139,256	$ 139,256	$ 139,256	$ 139,256
4703	T624002292	367.1	$ 0	$ 0	$ 0	$ 0	$ 0	$ 0	$ 0	$ 0
4704	T624002292	368.0	$ 0	$ 0	$ 0	$ 0	$ 0	$ 0	$ 0	$ 0
4705	T624002292	369.0	$ 0	$ 0	$ 0	$ 0	$ 0	$ 0	$ 0	$ 0
4706	622002293	376.2	$ 226,979	$ 226,979	$ 226,979	$ 226,979	$ 226,979	$ 226,979	$ 226,979	$ 226,979
4707	T624002294	369.0	$ -	$ -	$ -	$ -	$ -	$ -	$ -	$ -

Sponsored by NMGC Witness Erik C. Buchanan

NEW MEXICO GAS COMPANY, INC.

Gross Balances
Base Period - 12 Months Ending March 31, 2023
Future Test Year - 12 Months Ending September 30, 2025

	A	B	C	D	E	F	G	H	I	J	K	L	M
1			Adjusted Base Period										
2			Balance	Balance	Balance	Balance	Balance	Balance	Balance	Balance	Balance	Balance	Balance
3	Investment Number / Beginning Balance	FERC Account	3/31/2023	4/30/2023	5/31/2023	6/30/2023	7/31/2023	8/31/2023	9/30/2023	10/31/2023	11/30/2023	12/31/2023	1/31/2024
4708	601002295	391.2	$ -	$ -	$ -	$ -	$ -	$ -	$ 552,221	$ 552,221	$ 552,221	$ 552,221	$ 552,221
4709	601002295	397.0	$ -	$ -	$ -	$ -	$ -	$ -	$ 20,708	$ 20,708	$ 20,708	$ 20,708	$ 20,708
4710	601002295	398.0	$ -	$ -	$ -	$ -	$ -	$ -	$ 117,347	$ 117,347	$ 117,347	$ 117,347	$ 117,347
4711	T624002296	369.0	$ -	$ -	$ -	$ -	$ -	$ -	$ -	$ -	$ -	$ -	$ -
4712	T624002297	378.0	$ -	$ -	$ -	$ -	$ -	$ -	$ -	$ -	$ -	$ -	$ -
4713	T624002297	385.0	$ -	$ -	$ -	$ -	$ -	$ -	$ -	$ -	$ -	$ -	$ -
4714	T624002298	369.0	$ -	$ -	$ -	$ -	$ -	$ -	$ -	$ -	$ -	$ -	$ -
4715	T624002299	369.0	$ -	$ -	$ -	$ -	$ -	$ -	$ -	$ -	$ -	$ -	$ -
4716	T624002300	369.0	$ -	$ -	$ -	$ -	$ -	$ -	$ -	$ -	$ -	$ -	$ -
4717	T624002301	369.0	$ -	$ -	$ -	$ -	$ -	$ -	$ -	$ -	$ -	$ -	$ -
4718	T624002302	369.0	$ -	$ -	$ -	$ -	$ -	$ -	$ -	$ -	$ -	$ -	$ -
4719	T624002303	368.0	$ -	$ -	$ -	$ -	$ -	$ -	$ -	$ -	$ -	$ -	$ -
4720	T624002303	369.0	$ -	$ -	$ -	$ -	$ -	$ -	$ -	$ -	$ -	$ -	$ -
4721	T624002304	368.0	$ -	$ -	$ -	$ -	$ -	$ -	$ -	$ -	$ -	$ -	$ -
4722	T624002304	369.0	$ -	$ -	$ -	$ -	$ -	$ -	$ -	$ -	$ -	$ -	$ -
4723	T624002305	368.0	$ -	$ -	$ -	$ -	$ -	$ -	$ -	$ -	$ -	$ -	$ -
4724	T624002305	369.0	$ -	$ -	$ -	$ -	$ -	$ -	$ -	$ -	$ -	$ -	$ -
4725	T624002306	368.0	$ -	$ -	$ -	$ -	$ -	$ -	$ -	$ -	$ -	$ -	$ -
4726	T624002306	369.0	$ -	$ -	$ -	$ -	$ -	$ -	$ -	$ -	$ -	$ -	$ -
4727	T624002307	368.0	$ -	$ -	$ -	$ -	$ -	$ -	$ -	$ -	$ -	$ -	$ -
4728	T624002307	369.0	$ -	$ -	$ -	$ -	$ -	$ -	$ -	$ -	$ -	$ -	$ -
4729	T624002308	368.0	$ -	$ -	$ -	$ -	$ -	$ -	$ -	$ -	$ -	$ -	$ -
4730	T624002308	369.0	$ -	$ -	$ -	$ -	$ -	$ -	$ -	$ -	$ -	$ -	$ -
4731	T624002309	368.0	$ -	$ -	$ -	$ -	$ -	$ -	$ -	$ -	$ -	$ -	$ -
4732	T624002309	369.0	$ -	$ -	$ -	$ -	$ -	$ -	$ -	$ -	$ -	$ -	$ -
4733	T624002310	368.0	$ -	$ -	$ -	$ -	$ -	$ -	$ -	$ -	$ -	$ -	$ -
4734	T624002310	369.0	$ -	$ -	$ -	$ -	$ -	$ -	$ -	$ -	$ -	$ -	$ -
4735	T624002311	368.0	$ -	$ -	$ -	$ -	$ -	$ -	$ -	$ -	$ -	$ -	$ -
4736	T624002311	369.0	$ -	$ -	$ -	$ -	$ -	$ -	$ -	$ -	$ -	$ -	$ -
4737	T624002312	368.0	$ -	$ -	$ -	$ -	$ -	$ -	$ -	$ -	$ -	$ -	$ -
4738	T624002312	369.0	$ -	$ -	$ -	$ -	$ -	$ -	$ -	$ -	$ -	$ -	$ -
4739	T624002313	368.0	$ -	$ -	$ -	$ -	$ -	$ -	$ -	$ -	$ -	$ -	$ -
4740	T624002313	369.0	$ -	$ -	$ -	$ -	$ -	$ -	$ -	$ -	$ -	$ -	$ -
4741	T624002314	368.0	$ -	$ -	$ -	$ -	$ -	$ -	$ -	$ -	$ -	$ -	$ -
4742	T624002314	369.0	$ -	$ -	$ -	$ -	$ -	$ -	$ -	$ -	$ -	$ -	$ -
4743	T624002315	368.0	$ -	$ -	$ -	$ -	$ -	$ -	$ -	$ -	$ -	$ -	$ -
4744	T624002315	369.0	$ -	$ -	$ -	$ -	$ -	$ -	$ -	$ -	$ -	$ -	$ -
4745	T624002316	368.0	$ -	$ -	$ -	$ -	$ -	$ -	$ -	$ -	$ -	$ -	$ -
4746	T624002316	369.0	$ -	$ -	$ -	$ -	$ -	$ -	$ -	$ -	$ -	$ -	$ -
4747	T624002317	368.0	$ -	$ -	$ -	$ -	$ -	$ -	$ -	$ -	$ -	$ -	$ -
4748	T624002317	369.0	$ -	$ -	$ -	$ -	$ -	$ -	$ -	$ -	$ -	$ -	$ -
4749	T624002318	368.0	$ -	$ -	$ -	$ -	$ -	$ -	$ -	$ -	$ -	$ -	$ -
4750	T624002318	369.0	$ -	$ -	$ -	$ -	$ -	$ -	$ -	$ -	$ -	$ -	$ -
4751	660002319	376.1	$ -	$ -	$ -	$ -	$ -	$ -	$ -	$ -	$ -	$ -	$ -
4752	660002319	376.2	$ -	$ -	$ -	$ -	$ -	$ -	$ -	$ -	$ -	$ -	$ -
4753	660002319	376.4	$ -	$ -	$ -	$ -	$ -	$ -	$ -	$ -	$ -	$ -	$ -
4754	660002319	380.0	$ -	$ -	$ -	$ -	$ -	$ -	$ -	$ -	$ -	$ -	$ -
4755	T624002320	368.0	$ -	$ -	$ -	$ -	$ -	$ -	$ -	$ -	$ -	$ -	$ -
4756	T624002320	369.0	$ -	$ -	$ -	$ -	$ -	$ -	$ -	$ -	$ -	$ -	$ -

Sponsored by NMGC Witness Erik C. Buchanan

NEW MEXICO GAS COMPANY, INC.

Gross Balances
Base Period - 12 Months Ending March 31, 2023
Future Test Year - 12 Months Ending September 30, 2025

	A	B	N	O	P	Q	R	S	T	U	V	W	X	Y
1														
2			Balance	Balance	Balance	Balance	Balance	Balance	Balance	Balance	Balance	Balance	Balance	Balance
3	Investment Number / Beginning Balance	FERC Account	2/29/2024	3/31/2024	4/30/2024	5/31/2024	6/30/2024	7/31/2024	8/31/2024	9/30/2024	10/31/2024	11/30/2024	12/31/2024	1/31/2025
4708	601002295	391.2	$ 552,221	$ 552,221	$ 552,221	$ 552,221	$ 552,221	$ 552,221	$ 552,221	$ 552,221	$ 552,221	$ 552,221	$ 552,221	$ 552,221
4709	601002295	397.0	$ 20,708	$ 20,708	$ 20,708	$ 20,708	$ 20,708	$ 20,708	$ 20,708	$ 20,708	$ 20,708	$ 20,708	$ 20,708	$ 20,708
4710	601002295	398.0	$ 117,347	$ 117,347	$ 117,347	$ 117,347	$ 117,347	$ 117,347	$ 117,347	$ 117,347	$ 117,347	$ 117,347	$ 117,347	$ 117,347
4711	T624002296	369.0	$ -	$ -	$ -	$ -	$ -	$ -	$ -	$ -	$ -	$ -	$ -	$ -
4712	T624002297	378.0	$ -	$ -	$ -	$ -	$ -	$ 13,426	$ 13,426	$ 13,426	$ 13,426	$ 13,426	$ 13,426	$ 13,426
4713	T624002297	385.0	$ -	$ -	$ -	$ -	$ -	$ 36,300	$ 36,300	$ 36,300	$ 36,300	$ 36,300	$ 36,300	$ 36,300
4714	T624002298	369.0	$ -	$ -	$ -	$ -	$ -	$ -	$ -	$ -	$ -	$ -	$ -	$ -
4715	T624002299	369.0	$ -	$ -	$ -	$ -	$ -	$ 49,143	$ 49,143	$ 49,143	$ 49,143	$ 49,143	$ 49,143	$ 49,143
4716	T624002300	369.0	$ -	$ -	$ -	$ -	$ -	$ -	$ -	$ -	$ -	$ -	$ -	$ -
4717	T624002301	369.0	$ -	$ -	$ -	$ -	$ -	$ -	$ -	$ -	$ -	$ -	$ -	$ -
4718	T624002302	369.0	$ -	$ -	$ -	$ -	$ -	$ -	$ -	$ -	$ -	$ -	$ -	$ -
4719	T624002303	368.0	$ -	$ -	$ -	$ -	$ -	$ -	$ -	$ -	$ -	$ -	$ -	$ -
4720	T624002303	369.0	$ -	$ -	$ -	$ -	$ -	$ -	$ -	$ -	$ -	$ -	$ -	$ -
4721	T624002304	368.0	$ -	$ -	$ -	$ -	$ -	$ -	$ -	$ -	$ -	$ -	$ -	$ -
4722	T624002304	369.0	$ -	$ -	$ -	$ -	$ -	$ -	$ -	$ -	$ -	$ -	$ -	$ -
4723	T624002305	368.0	$ -	$ -	$ -	$ -	$ -	$ -	$ -	$ -	$ -	$ -	$ -	$ -
4724	T624002305	369.0	$ -	$ -	$ -	$ -	$ -	$ -	$ -	$ -	$ -	$ -	$ -	$ -
4725	T624002306	368.0	$ -	$ -	$ -	$ -	$ -	$ -	$ -	$ -	$ -	$ -	$ -	$ -
4726	T624002306	369.0	$ -	$ -	$ -	$ -	$ -	$ -	$ -	$ -	$ -	$ -	$ -	$ -
4727	T624002307	368.0	$ -	$ -	$ -	$ -	$ -	$ 4,534	$ 4,534	$ 4,534	$ 4,534	$ 4,534	$ 4,534	$ 4,534
4728	T624002307	369.0	$ -	$ -	$ -	$ -	$ -	$ 18,135	$ 18,135	$ 18,135	$ 18,135	$ 18,135	$ 18,135	$ 18,135
4729	T624002308	368.0	$ -	$ -	$ -	$ -	$ -	$ -	$ -	$ -	$ -	$ -	$ -	$ -
4730	T624002308	369.0	$ -	$ -	$ -	$ -	$ -	$ -	$ -	$ -	$ -	$ -	$ -	$ -
4731	T624002309	368.0	$ -	$ -	$ -	$ -	$ -	$ -	$ -	$ -	$ -	$ -	$ -	$ -
4732	T624002309	369.0	$ -	$ -	$ -	$ -	$ -	$ -	$ -	$ -	$ -	$ -	$ -	$ -
4733	T624002310	368.0	$ -	$ -	$ -	$ -	$ -	$ -	$ 2,526	$ 2,526	$ 2,526	$ 2,526	$ 2,526	$ 2,526
4734	T624002310	369.0	$ -	$ -	$ -	$ -	$ -	$ -	$ 10,105	$ 10,105	$ 10,105	$ 10,105	$ 10,105	$ 10,105
4735	T624002311	368.0	$ -	$ -	$ -	$ -	$ -	$ -	$ -	$ -	$ -	$ -	$ -	$ -
4736	T624002311	369.0	$ -	$ -	$ -	$ -	$ -	$ -	$ -	$ -	$ -	$ -	$ -	$ -
4737	T624002312	368.0	$ -	$ -	$ -	$ -	$ -	$ -	$ -	$ -	$ -	$ -	$ -	$ -
4738	T624002312	369.0	$ -	$ -	$ -	$ -	$ -	$ -	$ -	$ -	$ -	$ -	$ -	$ -
4739	T624002313	368.0	$ -	$ -	$ -	$ -	$ -	$ -	$ -	$ -	$ -	$ -	$ -	$ -
4740	T624002313	369.0	$ -	$ -	$ -	$ -	$ -	$ -	$ -	$ -	$ -	$ -	$ -	$ -
4741	T624002314	368.0	$ -	$ -	$ -	$ -	$ -	$ -	$ -	$ -	$ -	$ -	$ -	$ -
4742	T624002314	369.0	$ -	$ -	$ -	$ -	$ -	$ -	$ -	$ -	$ -	$ -	$ -	$ -
4743	T624002315	368.0	$ -	$ -	$ -	$ -	$ -	$ -	$ -	$ -	$ -	$ -	$ -	$ -
4744	T624002315	369.0	$ -	$ -	$ -	$ -	$ -	$ -	$ -	$ -	$ -	$ -	$ -	$ -
4745	T624002316	368.0	$ -	$ -	$ -	$ -	$ -	$ -	$ -	$ -	$ -	$ -	$ -	$ -
4746	T624002316	369.0	$ -	$ -	$ -	$ -	$ -	$ -	$ -	$ -	$ -	$ -	$ -	$ -
4747	T624002317	368.0	$ -	$ -	$ -	$ -	$ -	$ -	$ -	$ -	$ -	$ -	$ -	$ -
4748	T624002317	369.0	$ -	$ -	$ -	$ -	$ -	$ -	$ -	$ -	$ -	$ -	$ -	$ -
4749	T624002318	368.0	$ -	$ -	$ -	$ -	$ -	$ -	$ -	$ -	$ -	$ -	$ -	$ -
4750	T624002318	369.0	$ -	$ -	$ -	$ -	$ -	$ -	$ -	$ -	$ -	$ -	$ -	$ -
4751	660002319	376.1	$ -	$ -	$ -	$ -	$ -	$ -	$ -	$ -	$ -	$ -	$ -	$ -
4752	660002319	376.2	$ -	$ -	$ -	$ -	$ -	$ -	$ -	$ -	$ -	$ -	$ -	$ -
4753	660002319	376.4	$ -	$ -	$ -	$ -	$ -	$ -	$ -	$ -	$ -	$ -	$ -	$ -
4754	660002319	380.0	$ -	$ -	$ -	$ -	$ -	$ -	$ -	$ -	$ -	$ -	$ -	$ -
4755	T624002320	368.0	$ -	$ -	$ -	$ -	$ -	$ -	$ -	$ -	$ -	$ -	$ -	$ -
4756	T624002320	369.0	$ -	$ -	$ -	$ -	$ -	$ -	$ -	$ -	$ -	$ -	$ -	$ -

Sponsored by NMGC Witness Erik C. Buchanan

WP Plant 3 Gross Balances

NEW MEXICO GAS COMPANY, INC.

Gross Balances
Base Period - 12 Months Ending March 31, 2023
Future Test Year - 12 Months Ending September 30, 2025

	A	B	Z	AA	AB	AC	AD	AE	AF	AG
1										
2			Balance	Balance	Balance	Balance	Balance	Balance	Balance	Balance
3	Investment Number / Beginning Balance	FERC Account	2/28/2025	3/31/2025	4/30/2025	5/31/2025	6/30/2025	7/31/2025	8/31/2025	9/30/2025
4708	601002295	391.2	$ 552,221	$ 552,221	$ 552,221	$ 552,221	$ 552,221	$ 552,221	$ 552,221	$ 552,221
4709	601002295	397.0	$ 20,708	$ 20,708	$ 20,708	$ 20,708	$ 20,708	$ 20,708	$ 20,708	$ 20,708
4710	601002295	398.0	$ 117,347	$ 117,347	$ 117,347	$ 117,347	$ 117,347	$ 117,347	$ 117,347	$ 117,347
4711	T624002296	369.0	$ -	$ -	$ -	$ -	$ -	$ 50,745	$ 50,745	$ 50,745
4712	T624002297	378.0	$ 13,426	$ 13,426	$ 13,426	$ 13,426	$ 13,426	$ 13,426	$ 13,426	$ 13,426
4713	T624002297	385.0	$ 36,300	$ 36,300	$ 36,300	$ 36,300	$ 36,300	$ 36,300	$ 36,300	$ 36,300
4714	T624002298	369.0	$ -	$ -	$ -	$ -	$ -	$ -	$ -	$ -
4715	T624002299	369.0	$ 49,143	$ 49,143	$ 49,143	$ 49,143	$ 49,143	$ 49,143	$ 49,143	$ 49,143
4716	T624002300	369.0	$ -	$ -	$ -	$ -	$ -	$ -	$ -	$ -
4717	T624002301	369.0	$ -	$ -	$ -	$ -	$ -	$ -	$ -	$ -
4718	T624002302	369.0	$ -	$ -	$ -	$ -	$ -	$ -	$ -	$ -
4719	T624002303	368.0	$ -	$ -	$ -	$ -	$ -	$ 10,003	$ 10,003	$ 10,003
4720	T624002303	369.0	$ -	$ -	$ -	$ -	$ -	$ 40,012	$ 40,012	$ 40,012
4721	T624002304	368.0	$ -	$ -	$ -	$ -	$ -	$ 10,006	$ 10,006	$ 10,006
4722	T624002304	369.0	$ -	$ -	$ -	$ -	$ -	$ 40,023	$ 40,023	$ 40,023
4723	T624002305	368.0	$ -	$ -	$ -	$ -	$ -	$ -	$ -	$ -
4724	T624002305	369.0	$ -	$ -	$ -	$ -	$ -	$ -	$ -	$ -
4725	T624002306	368.0	$ -	$ -	$ -	$ -	$ -	$ -	$ -	$ -
4726	T624002306	369.0	$ -	$ -	$ -	$ -	$ -	$ -	$ -	$ -
4727	T624002307	368.0	$ 4,534	$ 4,534	$ 4,534	$ 4,534	$ 4,534	$ 4,534	$ 4,534	$ 4,534
4728	T624002307	369.0	$ 18,135	$ 18,135	$ 18,135	$ 18,135	$ 18,135	$ 18,135	$ 18,135	$ 18,135
4729	T624002308	368.0	$ -	$ -	$ -	$ -	$ -	$ -	$ -	$ -
4730	T624002308	369.0	$ -	$ -	$ -	$ -	$ -	$ -	$ -	$ -
4731	T624002309	368.0	$ -	$ -	$ -	$ -	$ -	$ -	$ -	$ -
4732	T624002309	369.0	$ -	$ -	$ -	$ -	$ -	$ -	$ -	$ -
4733	T624002310	368.0	$ 2,526	$ 2,526	$ 2,526	$ 2,526	$ 2,526	$ 2,526	$ 2,526	$ 2,526
4734	T624002310	369.0	$ 10,105	$ 10,105	$ 10,105	$ 10,105	$ 10,105	$ 10,105	$ 10,105	$ 10,105
4735	T624002311	368.0	$ -	$ -	$ -	$ -	$ -	$ -	$ -	$ -
4736	T624002311	369.0	$ -	$ -	$ -	$ -	$ -	$ -	$ -	$ -
4737	T624002312	368.0	$ -	$ -	$ -	$ -	$ -	$ -	$ -	$ -
4738	T624002312	369.0	$ -	$ -	$ -	$ -	$ -	$ -	$ -	$ -
4739	T624002313	368.0	$ -	$ -	$ -	$ -	$ -	$ -	$ -	$ -
4740	T624002313	369.0	$ -	$ -	$ -	$ -	$ -	$ -	$ -	$ -
4741	T624002314	368.0	$ -	$ -	$ -	$ -	$ -	$ -	$ -	$ -
4742	T624002314	369.0	$ -	$ -	$ -	$ -	$ -	$ -	$ -	$ -
4743	T624002315	368.0	$ -	$ -	$ -	$ -	$ -	$ -	$ -	$ -
4744	T624002315	369.0	$ -	$ -	$ -	$ -	$ -	$ -	$ -	$ -
4745	T624002316	368.0	$ -	$ -	$ -	$ -	$ -	$ -	$ 2,496	$ 2,496
4746	T624002316	369.0	$ -	$ -	$ -	$ -	$ -	$ -	$ 9,986	$ 9,986
4747	T624002317	368.0	$ -	$ -	$ -	$ -	$ -	$ -	$ -	$ -
4748	T624002317	369.0	$ -	$ -	$ -	$ -	$ -	$ -	$ -	$ -
4749	T624002318	368.0	$ -	$ -	$ -	$ -	$ -	$ -	$ -	$ -
4750	T624002318	369.0	$ -	$ -	$ -	$ -	$ -	$ -	$ -	$ -
4751	660002319	376.1	$ -	$ -	$ -	$ -	$ -	$ -	$ 15,360	$ 15,360
4752	660002319	376.2	$ -	$ -	$ -	$ -	$ -	$ -	$ 107,517	$ 107,517
4753	660002319	376.4	$ -	$ -	$ -	$ -	$ -	$ -	$ 7,680	$ 7,680
4754	660002319	380.0	$ -	$ -	$ -	$ -	$ -	$ -	$ 23,039	$ 23,039
4755	T624002320	368.0	$ -	$ -	$ -	$ -	$ -	$ -	$ -	$ -
4756	T624002320	369.0	$ -	$ -	$ -	$ -	$ -	$ -	$ -	$ -

Sponsored by NMGC Witness Erik C. Buchanan

NEW MEXICO GAS COMPANY, INC.

Gross Balances
Base Period - 12 Months Ending March 31, 2023
Future Test Year - 12 Months Ending September 30, 2025

	A	B	C	D	E	F	G	H	I	J	K	L	M
1			Adjusted Base Period										
2			Balance	Balance	Balance	Balance	Balance	Balance	Balance	Balance	Balance	Balance	Balance
3	Investment Number / Beginning Balance	FERC Account	3/31/2023	4/30/2023	5/31/2023	6/30/2023	7/31/2023	8/31/2023	9/30/2023	10/31/2023	11/30/2023	12/31/2023	1/31/2024
4757	T624002321	368.0	$ -	$ -	$ -	$ -	$ -	$ -	$ -	$ -	$ -	$ -	$ -
4758	T624002321	369.0	$ -	$ -	$ -	$ -	$ -	$ -	$ -	$ -	$ -	$ -	$ -
4759	T624002322	368.0	$ -	$ -	$ -	$ -	$ -	$ -	$ -	$ -	$ -	$ -	$ -
4760	T624002322	369.0	$ -	$ -	$ -	$ -	$ -	$ -	$ -	$ -	$ -	$ -	$ -
4761	T624002323	368.0	$ -	$ -	$ -	$ -	$ -	$ -	$ -	$ -	$ -	$ -	$ -
4762	T624002323	369.0	$ -	$ -	$ -	$ -	$ -	$ -	$ -	$ -	$ -	$ -	$ -
4763	622002324	376.1	$ -	$ -	$ -	$ -	$ -	$ -	$ -	$ -	$ -	$ -	$ -
4764	622002324	376.2	$ -	$ -	$ -	$ -	$ -	$ -	$ -	$ -	$ -	$ -	$ -
4765	622002324	376.4	$ -	$ -	$ -	$ -	$ -	$ -	$ -	$ -	$ -	$ -	$ -
4766	622002324	380.0	$ -	$ -	$ -	$ -	$ -	$ -	$ -	$ -	$ -	$ -	$ -
4767	622002325	376.1	$ -	$ -	$ -	$ -	$ -	$ -	$ -	$ -	$ -	$ -	$ -
4768	622002325	376.2	$ -	$ -	$ -	$ -	$ -	$ -	$ -	$ -	$ -	$ -	$ -
4769	622002325	376.4	$ -	$ -	$ -	$ -	$ -	$ -	$ -	$ -	$ -	$ -	$ -
4770	622002325	380.0	$ -	$ -	$ -	$ -	$ -	$ -	$ -	$ -	$ -	$ -	$ -
4771	629002326	376.1	$ -	$ -	$ -	$ -	$ -	$ -	$ -	$ -	$ -	$ -	$ -
4772	629002326	376.2	$ -	$ -	$ -	$ -	$ -	$ -	$ -	$ -	$ -	$ -	$ -
4773	629002326	376.4	$ -	$ -	$ -	$ -	$ -	$ -	$ -	$ -	$ -	$ -	$ -
4774	629002326	380.0	$ -	$ -	$ -	$ -	$ -	$ -	$ -	$ -	$ -	$ -	$ -
4775	660002327	376.1	$ -	$ -	$ -	$ -	$ -	$ -	$ -	$ -	$ -	$ -	$ -
4776	660002327	376.2	$ -	$ -	$ -	$ -	$ -	$ -	$ -	$ -	$ -	$ -	$ -
4777	660002327	376.4	$ -	$ -	$ -	$ -	$ -	$ -	$ -	$ -	$ -	$ -	$ -
4778	660002327	380.0	$ -	$ -	$ -	$ -	$ -	$ -	$ -	$ -	$ -	$ -	$ -
4779	T624002328	368.0	$ -	$ -	$ -	$ -	$ -	$ -	$ -	$ -	$ -	$ -	$ -
4780	T624002328	369.0	$ -	$ -	$ -	$ -	$ -	$ -	$ -	$ -	$ -	$ -	$ -
4781	T624002329	368.0	$ -	$ -	$ -	$ -	$ -	$ -	$ -	$ -	$ -	$ -	$ -
4782	T624002329	369.0	$ -	$ -	$ -	$ -	$ -	$ -	$ -	$ -	$ -	$ -	$ -
4783	660002330	380.0	$ -	$ -	$ -	$ -	$ -	$ -	$ -	$ -	$ -	$ -	$ -
4784	660002330	380.1	$ -	$ -	$ -	$ -	$ -	$ -	$ -	$ -	$ -	$ -	$ -
4785	626002331	376.1	$ -	$ -	$ -	$ -	$ -	$ -	$ -	$ -	$ -	$ -	$ -
4786	626002331	376.2	$ -	$ -	$ -	$ -	$ -	$ -	$ -	$ -	$ -	$ -	$ -
4787	626002331	376.4	$ -	$ -	$ -	$ -	$ -	$ -	$ -	$ -	$ -	$ -	$ -
4788	626002331	380.0	$ -	$ -	$ -	$ -	$ -	$ -	$ -	$ -	$ -	$ -	$ -
4789	629002332	376.1	$ -	$ -	$ -	$ -	$ -	$ -	$ -	$ -	$ -	$ -	$ -
4790	629002332	376.2	$ -	$ -	$ -	$ -	$ -	$ -	$ -	$ -	$ -	$ -	$ -
4791	629002332	376.4	$ -	$ -	$ -	$ -	$ -	$ -	$ -	$ -	$ -	$ -	$ -
4792	629002332	380.0	$ -	$ -	$ -	$ -	$ -	$ -	$ -	$ -	$ -	$ -	$ -
4793	629002333	376.1	$ -	$ -	$ -	$ -	$ -	$ -	$ -	$ -	$ -	$ -	$ -
4794	629002333	376.2	$ -	$ -	$ -	$ -	$ -	$ -	$ -	$ -	$ -	$ -	$ -
4795	629002333	376.4	$ -	$ -	$ -	$ -	$ -	$ -	$ -	$ -	$ -	$ -	$ -
4796	629002333	380.0	$ -	$ -	$ -	$ -	$ -	$ -	$ -	$ -	$ -	$ -	$ -
4797	629002334	376.1	$ -	$ -	$ -	$ -	$ -	$ -	$ -	$ -	$ -	$ -	$ -
4798	629002334	376.2	$ -	$ -	$ -	$ -	$ -	$ -	$ -	$ -	$ -	$ -	$ -
4799	629002334	376.4	$ -	$ -	$ -	$ -	$ -	$ -	$ -	$ -	$ -	$ -	$ -
4800	629002334	380.0	$ -	$ -	$ -	$ -	$ -	$ -	$ -	$ -	$ -	$ -	$ -
4801	680002335	376.1	$ -	$ -	$ -	$ -	$ -	$ -	$ -	$ -	$ -	$ -	$ -
4802	680002335	376.2	$ -	$ -	$ -	$ -	$ -	$ -	$ -	$ -	$ -	$ -	$ -
4803	680002335	376.4	$ -	$ -	$ -	$ -	$ -	$ -	$ -	$ -	$ -	$ -	$ -
4804	680002335	380.0	$ -	$ -	$ -	$ -	$ -	$ -	$ -	$ -	$ -	$ -	$ -
4805	680002336	380.0	$ -	$ -	$ -	$ -	$ -	$ -	$ -	$ -	$ -	$ -	$ -

Sponsored by NMGC Witness Erik C. Buchanan

NEW MEXICO GAS COMPANY, INC.

Gross Balances
Base Period - 12 Months Ending March 31, 2023
Future Test Year - 12 Months Ending September 30, 2025

	A	B	N	O	P	Q	R	S	T	U	V	W	X	Y
1														
2			Balance	Balance	Balance	Balance	Balance	Balance	Balance	Balance	Balance	Balance	Balance	Balance
3	Investment Number / Beginning Balance	FERC Account	2/29/2024	3/31/2024	4/30/2024	5/31/2024	6/30/2024	7/31/2024	8/31/2024	9/30/2024	10/31/2024	11/30/2024	12/31/2024	1/31/2025
4757	T624002321	368.0	$ -	$ -	$ -	$ -	$ -	$ -	$ -	$ -	$ -	$ -	$ -	$ -
4758	T624002321	369.0	$ -	$ -	$ -	$ -	$ -	$ -	$ -	$ -	$ -	$ -	$ -	$ -
4759	T624002322	368.0	$ -	$ -	$ -	$ -	$ -	$ -	$ -	$ -	$ -	$ -	$ -	$ -
4760	T624002322	369.0	$ -	$ -	$ -	$ -	$ -	$ -	$ -	$ -	$ -	$ -	$ -	$ -
4761	T624002323	368.0	$ -	$ -	$ -	$ -	$ -	$ -	$ -	$ -	$ -	$ -	$ -	$ -
4762	T624002323	369.0	$ -	$ -	$ -	$ -	$ -	$ -	$ -	$ -	$ -	$ -	$ -	$ -
4763	622002324	376.1	$ -	$ -	$ -	$ -	$ -	$ -	$ -	$ -	$ -	$ -	$ -	$ -
4764	622002324	376.2	$ -	$ -	$ -	$ -	$ -	$ -	$ -	$ -	$ -	$ -	$ -	$ -
4765	622002324	376.4	$ -	$ -	$ -	$ -	$ -	$ -	$ -	$ -	$ -	$ -	$ -	$ -
4766	622002324	380.0	$ -	$ -	$ -	$ -	$ -	$ -	$ -	$ -	$ -	$ -	$ -	$ -
4767	622002325	376.1	$ -	$ -	$ -	$ -	$ -	$ -	$ -	$ -	$ -	$ -	$ -	$ -
4768	622002325	376.2	$ -	$ -	$ -	$ -	$ -	$ -	$ -	$ -	$ -	$ -	$ -	$ -
4769	622002325	376.4	$ -	$ -	$ -	$ -	$ -	$ -	$ -	$ -	$ -	$ -	$ -	$ -
4770	622002325	380.0	$ -	$ -	$ -	$ -	$ -	$ -	$ -	$ -	$ -	$ -	$ -	$ -
4771	629002326	376.1	$ -	$ -	$ -	$ -	$ -	$ -	$ -	$ -	$ -	$ -	$ -	$ -
4772	629002326	376.2	$ -	$ -	$ -	$ -	$ -	$ -	$ -	$ -	$ -	$ -	$ -	$ -
4773	629002326	376.4	$ -	$ -	$ -	$ -	$ -	$ -	$ -	$ -	$ -	$ -	$ -	$ -
4774	629002326	380.0	$ -	$ -	$ -	$ -	$ -	$ -	$ -	$ -	$ -	$ -	$ -	$ -
4775	660002327	376.1	$ -	$ -	$ -	$ -	$ -	$ -	$ -	$ -	$ -	$ -	$ -	$ -
4776	660002327	376.2	$ -	$ -	$ -	$ -	$ -	$ -	$ -	$ -	$ -	$ -	$ -	$ -
4777	660002327	376.4	$ -	$ -	$ -	$ -	$ -	$ -	$ -	$ -	$ -	$ -	$ -	$ -
4778	660002327	380.0	$ -	$ -	$ -	$ -	$ -	$ -	$ -	$ -	$ -	$ -	$ -	$ -
4779	T624002328	368.0	$ -	$ -	$ -	$ -	$ -	$ -	$ -	$ -	$ -	$ -	$ -	$ -
4780	T624002328	369.0	$ -	$ -	$ -	$ -	$ -	$ -	$ -	$ -	$ -	$ -	$ -	$ -
4781	T624002329	368.0	$ -	$ -	$ -	$ -	$ -	$ -	$ -	$ -	$ -	$ -	$ -	$ -
4782	T624002329	369.0	$ -	$ -	$ -	$ -	$ -	$ -	$ -	$ -	$ -	$ -	$ -	$ -
4783	660002330	380.0	$ -	$ -	$ -	$ -	$ -	$ -	$ -	$ -	$ -	$ -	$ -	$ -
4784	660002330	380.1	$ -	$ -	$ -	$ -	$ -	$ -	$ -	$ -	$ -	$ -	$ -	$ -
4785	626002331	376.1	$ -	$ -	$ -	$ -	$ -	$ -	$ -	$ -	$ -	$ -	$ -	$ -
4786	626002331	376.2	$ -	$ -	$ -	$ -	$ -	$ -	$ -	$ -	$ -	$ -	$ -	$ -
4787	626002331	376.4	$ -	$ -	$ -	$ -	$ -	$ -	$ -	$ -	$ -	$ -	$ -	$ -
4788	626002331	380.0	$ -	$ -	$ -	$ -	$ -	$ -	$ -	$ -	$ -	$ -	$ -	$ -
4789	629002332	376.1	$ -	$ -	$ -	$ -	$ -	$ -	$ -	$ -	$ -	$ -	$ -	$ -
4790	629002332	376.2	$ -	$ -	$ -	$ -	$ -	$ -	$ -	$ -	$ -	$ -	$ -	$ -
4791	629002332	376.4	$ -	$ -	$ -	$ -	$ -	$ -	$ -	$ -	$ -	$ -	$ -	$ -
4792	629002332	380.0	$ -	$ -	$ -	$ -	$ -	$ -	$ -	$ -	$ -	$ -	$ -	$ -
4793	629002333	376.1	$ -	$ -	$ -	$ -	$ -	$ -	$ -	$ -	$ -	$ -	$ -	$ -
4794	629002333	376.2	$ -	$ -	$ -	$ -	$ -	$ -	$ -	$ -	$ -	$ -	$ -	$ -
4795	629002333	376.4	$ -	$ -	$ -	$ -	$ -	$ -	$ -	$ -	$ -	$ -	$ -	$ -
4796	629002333	380.0	$ -	$ -	$ -	$ -	$ -	$ -	$ -	$ -	$ -	$ -	$ -	$ -
4797	629002334	376.1	$ -	$ -	$ -	$ -	$ -	$ -	$ -	$ -	$ -	$ -	$ -	$ -
4798	629002334	376.2	$ -	$ -	$ -	$ -	$ -	$ -	$ -	$ -	$ -	$ -	$ -	$ -
4799	629002334	376.4	$ -	$ -	$ -	$ -	$ -	$ -	$ -	$ -	$ -	$ -	$ -	$ -
4800	629002334	380.0	$ -	$ -	$ -	$ -	$ -	$ -	$ -	$ -	$ -	$ -	$ -	$ -
4801	680002335	376.1	$ -	$ -	$ -	$ -	$ -	$ -	$ -	$ -	$ -	$ -	$ -	$ -
4802	680002335	376.2	$ -	$ -	$ -	$ -	$ -	$ -	$ -	$ -	$ -	$ -	$ -	$ -
4803	680002335	376.4	$ -	$ -	$ -	$ -	$ -	$ -	$ -	$ -	$ -	$ -	$ -	$ -
4804	680002335	380.0	$ -	$ -	$ -	$ -	$ -	$ -	$ -	$ -	$ -	$ -	$ -	$ -
4805	680002336	380.0	$ -	$ -	$ -	$ -	$ -	$ -	$ -	$ -	$ -	$ -	$ -	$ -

Sponsored by NMGC Witness Erik C. Buchanan

NEW MEXICO GAS COMPANY, INC.

Gross Balances
Base Period - 12 Months Ending March 31, 2023
Future Test Year - 12 Months Ending September 30, 2025

	A	B	Z	AA	AB	AC	AD	AE	AF	AG
1										
2			Balance	Balance	Balance	Balance	Balance	Balance	Balance	Balance
3	Investment Number / Beginning Balance	FERC Account	2/28/2025	3/31/2025	4/30/2025	5/31/2025	6/30/2025	7/31/2025	8/31/2025	9/30/2025
4757	T624002321	368.0	$ -	$ -	$ -	$ -	$ -	$ -	$ -	$ -
4758	T624002321	369.0	$ -	$ -	$ -	$ -	$ -	$ -	$ -	$ -
4759	T624002322	368.0	$ -	$ -	$ -	$ -	$ -	$ -	$ -	$ -
4760	T624002322	369.0	$ -	$ -	$ -	$ -	$ -	$ -	$ -	$ -
4761	T624002323	368.0	$ -	$ -	$ -	$ -	$ -	$ -	$ -	$ -
4762	T624002323	369.0	$ -	$ -	$ -	$ -	$ -	$ -	$ -	$ -
4763	622002324	376.1	$ -	$ -	$ -	$ -	$ -	$ 14,361	$ 14,361	$ 14,361
4764	622002324	376.2	$ -	$ -	$ -	$ -	$ -	$ 100,525	$ 100,525	$ 100,525
4765	622002324	376.4	$ -	$ -	$ -	$ -	$ -	$ 7,180	$ 7,180	$ 7,180
4766	622002324	380.0	$ -	$ -	$ -	$ -	$ -	$ 21,541	$ 21,541	$ 21,541
4767	622002325	376.1	$ -	$ -	$ -	$ -	$ -	$ -	$ -	$ -
4768	622002325	376.2	$ -	$ -	$ -	$ -	$ -	$ -	$ -	$ -
4769	622002325	376.4	$ -	$ -	$ -	$ -	$ -	$ -	$ -	$ -
4770	622002325	380.0	$ -	$ -	$ -	$ -	$ -	$ -	$ -	$ -
4771	629002326	376.1	$ -	$ -	$ -	$ -	$ -	$ -	$ 14,744	$ 14,744
4772	629002326	376.2	$ -	$ -	$ -	$ -	$ -	$ -	$ 103,211	$ 103,211
4773	629002326	376.4	$ -	$ -	$ -	$ -	$ -	$ -	$ 7,372	$ 7,372
4774	629002326	380.0	$ -	$ -	$ -	$ -	$ -	$ -	$ 22,117	$ 22,117
4775	660002327	376.1	$ -	$ -	$ -	$ -	$ -	$ -	$ -	$ -
4776	660002327	376.2	$ -	$ -	$ -	$ -	$ -	$ -	$ -	$ -
4777	660002327	376.4	$ -	$ -	$ -	$ -	$ -	$ -	$ -	$ -
4778	660002327	380.0	$ -	$ -	$ -	$ -	$ -	$ -	$ -	$ -
4779	T624002328	368.0	$ -	$ -	$ -	$ -	$ -	$ -	$ -	$ -
4780	T624002328	369.0	$ -	$ -	$ -	$ -	$ -	$ -	$ -	$ -
4781	T624002329	368.0	$ -	$ -	$ -	$ -	$ -	$ -	$ -	$ -
4782	T624002329	369.0	$ -	$ -	$ -	$ -	$ -	$ -	$ -	$ -
4783	660002330	380.0	$ -	$ -	$ -	$ -	$ -	$ -	$ -	$ -
4784	660002330	380.1	$ -	$ -	$ -	$ -	$ -	$ -	$ -	$ -
4785	626002331	376.1	$ -	$ -	$ -	$ -	$ -	$ -	$ -	$ -
4786	626002331	376.2	$ -	$ -	$ -	$ -	$ -	$ -	$ -	$ -
4787	626002331	376.4	$ -	$ -	$ -	$ -	$ -	$ -	$ -	$ -
4788	626002331	380.0	$ -	$ -	$ -	$ -	$ -	$ -	$ -	$ -
4789	629002332	376.1	$ -	$ -	$ -	$ -	$ -	$ -	$ -	$ -
4790	629002332	376.2	$ -	$ -	$ -	$ -	$ -	$ -	$ -	$ -
4791	629002332	376.4	$ -	$ -	$ -	$ -	$ -	$ -	$ -	$ -
4792	629002332	380.0	$ -	$ -	$ -	$ -	$ -	$ -	$ -	$ -
4793	629002333	376.1	$ -	$ -	$ -	$ -	$ -	$ -	$ 17,060	$ 17,060
4794	629002333	376.2	$ -	$ -	$ -	$ -	$ -	$ -	$ 119,422	$ 119,422
4795	629002333	376.4	$ -	$ -	$ -	$ -	$ -	$ -	$ 8,530	$ 8,530
4796	629002333	380.0	$ -	$ -	$ -	$ -	$ -	$ -	$ 25,590	$ 25,590
4797	629002334	376.1	$ -	$ -	$ -	$ -	$ -	$ -	$ -	$ -
4798	629002334	376.2	$ -	$ -	$ -	$ -	$ -	$ -	$ -	$ -
4799	629002334	376.4	$ -	$ -	$ -	$ -	$ -	$ -	$ -	$ -
4800	629002334	380.0	$ -	$ -	$ -	$ -	$ -	$ -	$ -	$ -
4801	680002335	376.1	$ -	$ -	$ -	$ -	$ -	$ -	$ 14,896	$ 14,896
4802	680002335	376.2	$ -	$ -	$ -	$ -	$ -	$ -	$ 104,275	$ 104,275
4803	680002335	376.4	$ -	$ -	$ -	$ -	$ -	$ -	$ 7,448	$ 7,448
4804	680002335	380.0	$ -	$ -	$ -	$ -	$ -	$ -	$ 22,345	$ 22,345
4805	680002336	380.0	$ -	$ -	$ -	$ -	$ -	$ -	$ 124,482	$ 124,482

Sponsored by NMGC Witness Erik C. Buchanan

NEW MEXICO GAS COMPANY, INC.

Gross Balances
Base Period - 12 Months Ending March 31, 2023
Future Test Year - 12 Months Ending September 30, 2025

	A	B	C	D	E	F	G	H	I	J	K	L	M
1			Adjusted Base Period										
2			Balance	Balance	Balance	Balance	Balance	Balance	Balance	Balance	Balance	Balance	Balance
3	Investment Number / Beginning Balance	FERC Account	3/31/2023	4/30/2023	5/31/2023	6/30/2023	7/31/2023	8/31/2023	9/30/2023	10/31/2023	11/30/2023	12/31/2023	1/31/2024
4806	680002336	380.1	$ -	$ -	$ -	$ -	$ -	$ -	$ -	$ -	$ -	$ -	$ -
4807	621002337	376.1	$ -	$ -	$ -	$ -	$ -	$ -	$ -	$ -	$ -	$ -	$ -
4808	621002337	376.2	$ -	$ -	$ -	$ -	$ -	$ -	$ -	$ -	$ -	$ -	$ -
4809	621002337	376.4	$ -	$ -	$ -	$ -	$ -	$ -	$ -	$ -	$ -	$ -	$ -
4810	621002337	380.0	$ -	$ -	$ -	$ -	$ -	$ -	$ -	$ -	$ -	$ -	$ -
4811	621002338	376.1	$ -	$ -	$ -	$ -	$ -	$ -	$ -	$ -	$ -	$ -	$ -
4812	621002338	376.2	$ -	$ -	$ -	$ -	$ -	$ -	$ -	$ -	$ -	$ -	$ -
4813	621002338	376.4	$ -	$ -	$ -	$ -	$ -	$ -	$ -	$ -	$ -	$ -	$ -
4814	621002338	380.0	$ -	$ -	$ -	$ -	$ -	$ -	$ -	$ -	$ -	$ -	$ -
4815	626002339	376.1	$ -	$ -	$ -	$ -	$ -	$ -	$ -	$ -	$ -	$ -	$ -
4816	626002339	376.2	$ -	$ -	$ -	$ -	$ -	$ -	$ -	$ -	$ -	$ -	$ -
4817	626002339	376.4	$ -	$ -	$ -	$ -	$ -	$ -	$ -	$ -	$ -	$ -	$ -
4818	626002339	380.0	$ -	$ -	$ -	$ -	$ -	$ -	$ -	$ -	$ -	$ -	$ -
4819	626002340	376.1	$ -	$ -	$ -	$ -	$ -	$ -	$ -	$ -	$ -	$ -	$ -
4820	626002340	376.2	$ -	$ -	$ -	$ -	$ -	$ -	$ -	$ -	$ -	$ -	$ -
4821	626002340	376.4	$ -	$ -	$ -	$ -	$ -	$ -	$ -	$ -	$ -	$ -	$ -
4822	626002340	380.0	$ -	$ -	$ -	$ -	$ -	$ -	$ -	$ -	$ -	$ -	$ -
4823	T624002341	367.1	$ -	$ -	$ -	$ -	$ -	$ -	$ -	$ -	$ -	$ -	$ -
4824	T624002341	368.0	$ -	$ -	$ -	$ -	$ -	$ -	$ -	$ -	$ -	$ -	$ -
4825	T624002341	369.0	$ -	$ -	$ -	$ -	$ -	$ -	$ -	$ -	$ -	$ -	$ -
4826	T624002342	367.1	$ -	$ -	$ -	$ -	$ -	$ -	$ -	$ -	$ -	$ -	$ -
4827	T624002342	368.0	$ -	$ -	$ -	$ -	$ -	$ -	$ -	$ -	$ -	$ -	$ -
4828	T624002342	369.0	$ -	$ -	$ -	$ -	$ -	$ -	$ -	$ -	$ -	$ -	$ -
4829	T610002343	367.1	$ -	$ -	$ -	$ -	$ -	$ -	$ 15,986	$ 15,986	$ 15,986	$ 15,986	$ 15,986
4830	T610002343	368.0	$ -	$ -	$ -	$ -	$ -	$ -	$ 17,440	$ 17,440	$ 17,440	$ 17,440	$ 17,440
4831	T610002343	369.0	$ -	$ -	$ -	$ -	$ -	$ -	$ 15,017	$ 15,017	$ 15,017	$ 15,017	$ 15,017
4832	T624002345	367.1	$ -	$ -	$ -	$ -	$ -	$ -	$ -	$ -	$ 6,909	$ 6,909	$ 6,909
4833	T624002345	368.0	$ -	$ -	$ -	$ -	$ -	$ -	$ -	$ -	$ 7,537	$ 7,537	$ 7,537
4834	T624002345	369.0	$ -	$ -	$ -	$ -	$ -	$ -	$ -	$ -	$ 6,490	$ 6,490	$ 6,490
4835	624002346	376.1	$ -	$ -	$ -	$ -	$ -	$ -	$ -	$ -	$ -	$ -	$ -
4836	624002346	376.2	$ -	$ -	$ -	$ -	$ -	$ -	$ -	$ -	$ -	$ -	$ -
4837	624002346	376.4	$ -	$ -	$ -	$ -	$ -	$ -	$ -	$ -	$ -	$ -	$ -
4838	624002346	380.0	$ -	$ -	$ -	$ -	$ -	$ -	$ -	$ -	$ -	$ -	$ -
4839	T610002347	367.1	$ -	$ -	$ -	$ -	$ -	$ -	$ -	$ -	$ -	$ -	$ -
4840	T610002347	368.0	$ -	$ -	$ -	$ -	$ -	$ -	$ -	$ -	$ -	$ -	$ -
4841	T610002347	369.0	$ -	$ -	$ -	$ -	$ -	$ -	$ -	$ -	$ -	$ -	$ -
4842	T624002348	367.1	$ -	$ -	$ -	$ -	$ -	$ -	$ -	$ -	$ -	$ -	$ -
4843	T624002348	368.0	$ -	$ -	$ -	$ -	$ -	$ -	$ -	$ -	$ -	$ -	$ -
4844	T624002348	369.0	$ -	$ -	$ -	$ -	$ -	$ -	$ -	$ -	$ -	$ -	$ -
4845	610002350	376.1	$ -	$ -	$ -	$ -	$ -	$ -	$ -	$ -	$ -	$ -	$ -
4846	610002350	376.2	$ -	$ -	$ -	$ -	$ -	$ -	$ -	$ -	$ -	$ -	$ -
4847	610002350	376.4	$ -	$ -	$ -	$ -	$ -	$ -	$ -	$ -	$ -	$ -	$ -
4848	610002350	380.0	$ -	$ -	$ -	$ -	$ -	$ -	$ -	$ -	$ -	$ -	$ -
4849	662002352	376.1	$ -	$ -	$ -	$ -	$ -	$ -	$ -	$ -	$ -	$ -	$ -
4850	662002352	376.2	$ -	$ -	$ -	$ -	$ -	$ -	$ -	$ -	$ -	$ -	$ -
4851	662002352	376.4	$ -	$ -	$ -	$ -	$ -	$ -	$ -	$ -	$ -	$ -	$ -
4852	662002352	380.0	$ -	$ -	$ -	$ -	$ -	$ -	$ -	$ -	$ -	$ -	$ -
4853	611002353	376.1	$ -	$ -	$ -	$ -	$ -	$ -	$ -	$ -	$ -	$ -	$ -
4854	611002353	376.2	$ -	$ -	$ -	$ -	$ -	$ -	$ -	$ -	$ -	$ -	$ -

Sponsored by NMGC Witness Erik C. Buchanan

WP Plant 3 Gross Balances

NEW MEXICO GAS COMPANY, INC.

Gross Balances
Base Period - 12 Months Ending March 31, 2023
Future Test Year - 12 Months Ending September 30, 2025

	A	B	N	O	P	Q	R	S	T	U	V	W	X	Y
1														
2			Balance	Balance	Balance	Balance	Balance	Balance	Balance	Balance	Balance	Balance	Balance	Balance
3	Investment Number / Beginning Balance	FERC Account	2/29/2024	3/31/2024	4/30/2024	5/31/2024	6/30/2024	7/31/2024	8/31/2024	9/30/2024	10/31/2024	11/30/2024	12/31/2024	1/31/2025
4806	680002336	380.1	$ -	$ -	$ -	$ -	$ -	$ -	$ -	$ -	$ -	$ -	$ -	$ -
4807	621002337	376.1	$ -	$ -	$ -	$ -	$ -	$ -	$ -	$ -	$ -	$ -	$ -	$ -
4808	621002337	376.2	$ -	$ -	$ -	$ -	$ -	$ -	$ -	$ -	$ -	$ -	$ -	$ -
4809	621002337	376.4	$ -	$ -	$ -	$ -	$ -	$ -	$ -	$ -	$ -	$ -	$ -	$ -
4810	621002337	380.0	$ -	$ -	$ -	$ -	$ -	$ -	$ -	$ -	$ -	$ -	$ -	$ -
4811	621002338	376.1	$ -	$ -	$ -	$ -	$ -	$ -	$ -	$ -	$ -	$ -	$ -	$ -
4812	621002338	376.2	$ -	$ -	$ -	$ -	$ -	$ -	$ -	$ -	$ -	$ -	$ -	$ -
4813	621002338	376.4	$ -	$ -	$ -	$ -	$ -	$ -	$ -	$ -	$ -	$ -	$ -	$ -
4814	621002338	380.0	$ -	$ -	$ -	$ -	$ -	$ -	$ -	$ -	$ -	$ -	$ -	$ -
4815	626002339	376.1	$ -	$ -	$ -	$ -	$ -	$ -	$ -	$ -	$ -	$ -	$ -	$ -
4816	626002339	376.2	$ -	$ -	$ -	$ -	$ -	$ -	$ -	$ -	$ -	$ -	$ -	$ -
4817	626002339	376.4	$ -	$ -	$ -	$ -	$ -	$ -	$ -	$ -	$ -	$ -	$ -	$ -
4818	626002339	380.0	$ -	$ -	$ -	$ -	$ -	$ -	$ -	$ -	$ -	$ -	$ -	$ -
4819	626002340	376.1	$ -	$ -	$ -	$ -	$ -	$ -	$ -	$ -	$ -	$ -	$ -	$ -
4820	626002340	376.2	$ -	$ -	$ -	$ -	$ -	$ -	$ -	$ -	$ -	$ -	$ -	$ -
4821	626002340	376.4	$ -	$ -	$ -	$ -	$ -	$ -	$ -	$ -	$ -	$ -	$ -	$ -
4822	626002340	380.0	$ -	$ -	$ -	$ -	$ -	$ -	$ -	$ -	$ -	$ -	$ -	$ -
4823	T624002341	367.1	$ -	$ -	$ -	$ -	$ -	$ -	$ -	$ -	$ -	$ -	$ -	$ -
4824	T624002341	368.0	$ -	$ -	$ -	$ -	$ -	$ -	$ -	$ -	$ -	$ -	$ -	$ -
4825	T624002341	369.0	$ -	$ -	$ -	$ -	$ -	$ -	$ -	$ -	$ -	$ -	$ -	$ -
4826	T624002342	367.1	$ -	$ -	$ -	$ -	$ -	$ -	$ -	$ 268,661	$ 268,661	$ 268,661	$ 268,661	$ 268,661
4827	T624002342	368.0	$ -	$ -	$ -	$ -	$ -	$ -	$ -	$ 38,380	$ 38,380	$ 38,380	$ 38,380	$ 38,380
4828	T624002342	369.0	$ -	$ -	$ -	$ -	$ -	$ -	$ -	$ 76,760	$ 76,760	$ 76,760	$ 76,760	$ 76,760
4829	T610002343	367.1	$ 15,986	$ 15,986	$ 15,986	$ 15,986	$ 15,986	$ 15,986	$ 15,986	$ 15,986	$ 15,986	$ 15,986	$ 15,986	$ 15,986
4830	T610002343	368.0	$ 17,440	$ 17,440	$ 17,440	$ 17,440	$ 17,440	$ 17,440	$ 17,440	$ 17,440	$ 17,440	$ 17,440	$ 17,440	$ 17,440
4831	T610002343	369.0	$ 15,017	$ 15,017	$ 15,017	$ 15,017	$ 15,017	$ 15,017	$ 15,017	$ 15,017	$ 15,017	$ 15,017	$ 15,017	$ 15,017
4832	T624002345	367.1	$ 6,909	$ 6,909	$ 6,909	$ 6,909	$ 6,909	$ 6,909	$ 6,909	$ 6,909	$ 6,909	$ 6,909	$ 6,909	$ 6,909
4833	T624002345	368.0	$ 7,537	$ 7,537	$ 7,537	$ 7,537	$ 7,537	$ 7,537	$ 7,537	$ 7,537	$ 7,537	$ 7,537	$ 7,537	$ 7,537
4834	T624002345	369.0	$ 6,490	$ 6,490	$ 6,490	$ 6,490	$ 6,490	$ 6,490	$ 6,490	$ 6,490	$ 6,490	$ 6,490	$ 6,490	$ 6,490
4835	624002346	376.1	$ -	$ -	$ -	$ -	$ -	$ -	$ -	$ -	$ -	$ -	$ -	$ -
4836	624002346	376.2	$ -	$ -	$ -	$ -	$ -	$ -	$ -	$ -	$ -	$ -	$ -	$ -
4837	624002346	376.4	$ -	$ -	$ -	$ -	$ -	$ -	$ -	$ -	$ -	$ -	$ -	$ -
4838	624002346	380.0	$ -	$ -	$ -	$ -	$ -	$ -	$ -	$ -	$ -	$ -	$ -	$ -
4839	T610002347	367.1	$ -	$ -	$ -	$ -	$ -	$ -	$ -	$ 17,550	$ 17,550	$ 17,550	$ 17,550	$ 17,550
4840	T610002347	368.0	$ -	$ -	$ -	$ -	$ -	$ -	$ -	$ 19,146	$ 19,146	$ 19,146	$ 19,146	$ 19,146
4841	T610002347	369.0	$ -	$ -	$ -	$ -	$ -	$ -	$ -	$ 16,487	$ 16,487	$ 16,487	$ 16,487	$ 16,487
4842	T624002348	367.1	$ -	$ -	$ -	$ -	$ -	$ -	$ -	$ -	$ -	$ -	$ -	$ -
4843	T624002348	368.0	$ -	$ -	$ -	$ -	$ -	$ -	$ -	$ -	$ -	$ -	$ -	$ -
4844	T624002348	369.0	$ -	$ -	$ -	$ -	$ -	$ -	$ -	$ -	$ -	$ -	$ -	$ -
4845	610002350	376.1	$ -	$ -	$ -	$ -	$ -	$ -	$ -	$ -	$ -	$ -	$ -	$ -
4846	610002350	376.2	$ -	$ -	$ -	$ -	$ -	$ -	$ -	$ -	$ -	$ -	$ -	$ -
4847	610002350	376.4	$ -	$ -	$ -	$ -	$ -	$ -	$ -	$ -	$ -	$ -	$ -	$ -
4848	610002350	380.0	$ -	$ -	$ -	$ -	$ -	$ -	$ -	$ -	$ -	$ -	$ -	$ -
4849	662002352	376.1	$ -	$ -	$ -	$ -	$ -	$ -	$ -	$ -	$ -	$ -	$ -	$ -
4850	662002352	376.2	$ -	$ -	$ -	$ -	$ -	$ -	$ -	$ -	$ -	$ -	$ -	$ -
4851	662002352	376.4	$ -	$ -	$ -	$ -	$ -	$ -	$ -	$ -	$ -	$ -	$ -	$ -
4852	662002352	380.0	$ -	$ -	$ -	$ -	$ -	$ -	$ -	$ -	$ -	$ -	$ -	$ -
4853	611002353	376.1	$ -	$ -	$ -	$ -	$ -	$ -	$ -	$ -	$ -	$ -	$ -	$ -
4854	611002353	376.2	$ -	$ -	$ -	$ -	$ -	$ -	$ -	$ -	$ -	$ -	$ -	$ -

Sponsored by NMGC Witness Erik C. Buchanan

NEW MEXICO GAS COMPANY, INC.

Gross Balances
Base Period - 12 Months Ending March 31, 2023
Future Test Year - 12 Months Ending September 30, 2025

	A	B	Z	AA	AB	AC	AD	AE	AF	AG
1										
2			Balance	Balance	Balance	Balance	Balance	Balance	Balance	Balance
3	Investment Number / Beginning Balance	FERC Account	2/28/2025	3/31/2025	4/30/2025	5/31/2025	6/30/2025	7/31/2025	8/31/2025	9/30/2025
4806	680002336	380.1	$ -	$ -	$ -	$ -	$ -	$ -	$ 55,927	$ 55,927
4807	621002337	376.1	$ -	$ -	$ -	$ -	$ -	$ -	$ -	$ -
4808	621002337	376.2	$ -	$ -	$ -	$ -	$ -	$ -	$ -	$ -
4809	621002337	376.4	$ -	$ -	$ -	$ -	$ -	$ -	$ -	$ -
4810	621002337	380.0	$ -	$ -	$ -	$ -	$ -	$ -	$ -	$ -
4811	621002338	376.1	$ -	$ -	$ -	$ -	$ -	$ -	$ -	$ -
4812	621002338	376.2	$ -	$ -	$ -	$ -	$ -	$ -	$ -	$ -
4813	621002338	376.4	$ -	$ -	$ -	$ -	$ -	$ -	$ -	$ -
4814	621002338	380.0	$ -	$ -	$ -	$ -	$ -	$ -	$ -	$ -
4815	626002339	376.1	$ -	$ -	$ -	$ -	$ -	$ -	$ -	$ -
4816	626002339	376.2	$ -	$ -	$ -	$ -	$ -	$ -	$ -	$ -
4817	626002339	376.4	$ -	$ -	$ -	$ -	$ -	$ -	$ -	$ -
4818	626002339	380.0	$ -	$ -	$ -	$ -	$ -	$ -	$ -	$ -
4819	626002340	376.1	$ -	$ -	$ -	$ -	$ -	$ -	$ -	$ -
4820	626002340	376.2	$ -	$ -	$ -	$ -	$ -	$ -	$ -	$ -
4821	626002340	376.4	$ -	$ -	$ -	$ -	$ -	$ -	$ -	$ -
4822	626002340	380.0	$ -	$ -	$ -	$ -	$ -	$ -	$ -	$ -
4823	T624002341	367.1	$ -	$ -	$ -	$ -	$ -	$ -	$ 304,553	$ 304,553
4824	T624002341	368.0	$ -	$ -	$ -	$ -	$ -	$ -	$ 43,508	$ 43,508
4825	T624002341	369.0	$ -	$ -	$ -	$ -	$ -	$ -	$ 87,015	$ 87,015
4826	T624002342	367.1	$ 268,661	$ 268,661	$ 268,661	$ 268,661	$ 268,661	$ 268,661	$ 268,661	$ 268,661
4827	T624002342	368.0	$ 38,380	$ 38,380	$ 38,380	$ 38,380	$ 38,380	$ 38,380	$ 38,380	$ 38,380
4828	T624002342	369.0	$ 76,760	$ 76,760	$ 76,760	$ 76,760	$ 76,760	$ 76,760	$ 76,760	$ 76,760
4829	T610002343	367.1	$ 15,986	$ 15,986	$ 15,986	$ 15,986	$ 15,986	$ 15,986	$ 15,986	$ 15,986
4830	T610002343	368.0	$ 17,440	$ 17,440	$ 17,440	$ 17,440	$ 17,440	$ 17,440	$ 17,440	$ 17,440
4831	T610002343	369.0	$ 15,017	$ 15,017	$ 15,017	$ 15,017	$ 15,017	$ 15,017	$ 15,017	$ 15,017
4832	T624002345	367.1	$ 6,909	$ 6,909	$ 6,909	$ 6,909	$ 6,909	$ 6,909	$ 6,909	$ 6,909
4833	T624002345	368.0	$ 7,537	$ 7,537	$ 7,537	$ 7,537	$ 7,537	$ 7,537	$ 7,537	$ 7,537
4834	T624002345	369.0	$ 6,490	$ 6,490	$ 6,490	$ 6,490	$ 6,490	$ 6,490	$ 6,490	$ 6,490
4835	624002346	376.1	$ -	$ -	$ 2,902	$ 2,902	$ 2,902	$ 2,902	$ 2,902	$ 2,902
4836	624002346	376.2	$ -	$ -	$ 20,312	$ 20,312	$ 20,312	$ 20,312	$ 20,312	$ 20,312
4837	624002346	376.4	$ -	$ -	$ 1,451	$ 1,451	$ 1,451	$ 1,451	$ 1,451	$ 1,451
4838	624002346	380.0	$ -	$ -	$ 4,352	$ 4,352	$ 4,352	$ 4,352	$ 4,352	$ 4,352
4839	T610002347	367.1	$ 17,550	$ 17,550	$ 17,550	$ 17,550	$ 17,550	$ 17,550	$ 17,550	$ 17,550
4840	T610002347	368.0	$ 19,146	$ 19,146	$ 19,146	$ 19,146	$ 19,146	$ 19,146	$ 19,146	$ 19,146
4841	T610002347	369.0	$ 16,487	$ 16,487	$ 16,487	$ 16,487	$ 16,487	$ 16,487	$ 16,487	$ 16,487
4842	T624002348	367.1	$ -	$ -	$ -	$ -	$ -	$ -	$ -	$ -
4843	T624002348	368.0	$ -	$ -	$ -	$ -	$ -	$ -	$ -	$ -
4844	T624002348	369.0	$ -	$ -	$ -	$ -	$ -	$ -	$ -	$ -
4845	610002350	376.1	$ -	$ -	$ -	$ -	$ -	$ -	$ 56,737	$ 56,737
4846	610002350	376.2	$ -	$ -	$ -	$ -	$ -	$ -	$ 397,159	$ 397,159
4847	610002350	376.4	$ -	$ -	$ -	$ -	$ -	$ -	$ 28,368	$ 28,368
4848	610002350	380.0	$ -	$ -	$ -	$ -	$ -	$ -	$ 85,105	$ 85,105
4849	662002352	376.1	$ -	$ -	$ -	$ -	$ -	$ -	$ 19,224	$ 19,224
4850	662002352	376.2	$ -	$ -	$ -	$ -	$ -	$ -	$ 134,569	$ 134,569
4851	662002352	376.4	$ -	$ -	$ -	$ -	$ -	$ -	$ 9,612	$ 9,612
4852	662002352	380.0	$ -	$ -	$ -	$ -	$ -	$ -	$ 28,836	$ 28,836
4853	611002353	376.1	$ -	$ -	$ -	$ -	$ -	$ -	$ -	$ -
4854	611002353	376.2	$ -	$ -	$ -	$ -	$ -	$ -	$ -	$ -

Sponsored by NMGC Witness Erik C. Buchanan

NEW MEXICO GAS COMPANY, INC.

Gross Balances
Base Period - 12 Months Ending March 31, 2023
Future Test Year - 12 Months Ending September 30, 2025

	A	B	C	D	E	F	G	H	I	J	K	L	M
1			Adjusted Base Period										
2			Balance	Balance	Balance	Balance	Balance	Balance	Balance	Balance	Balance	Balance	Balance
3	Investment Number / Beginning Balance	FERC Account	3/31/2023	4/30/2023	5/31/2023	6/30/2023	7/31/2023	8/31/2023	9/30/2023	10/31/2023	11/30/2023	12/31/2023	1/31/2024
4855	611002353	376.4	$ -	$ -	$ -	$ -	$ -	$ -	$ -	$ -	$ -	$ -	$ -
4856	611002353	380.0	$ -	$ -	$ -	$ -	$ -	$ -	$ -	$ -	$ -	$ -	$ -
4857	626002354	376.1	$ -	$ -	$ -	$ -	$ -	$ -	$ -	$ -	$ -	$ -	$ -
4858	626002354	376.2	$ -	$ -	$ -	$ -	$ -	$ -	$ -	$ -	$ -	$ -	$ -
4859	626002354	376.4	$ -	$ -	$ -	$ -	$ -	$ -	$ -	$ -	$ -	$ -	$ -
4860	626002354	380.0	$ -	$ -	$ -	$ -	$ -	$ -	$ -	$ -	$ -	$ -	$ -
4861	610002355	376.1	$ -	$ -	$ -	$ -	$ -	$ -	$ -	$ -	$ -	$ -	$ -
4862	610002355	376.2	$ -	$ -	$ -	$ -	$ -	$ -	$ -	$ -	$ -	$ -	$ -
4863	610002355	376.4	$ -	$ -	$ -	$ -	$ -	$ -	$ -	$ -	$ -	$ -	$ -
4864	610002355	380.0	$ -	$ -	$ -	$ -	$ -	$ -	$ -	$ -	$ -	$ -	$ -
4865	662002356	376.1	$ -	$ -	$ -	$ -	$ -	$ -	$ -	$ -	$ -	$ -	$ -
4866	662002356	376.2	$ -	$ -	$ -	$ -	$ -	$ -	$ -	$ -	$ -	$ -	$ -
4867	662002356	376.4	$ -	$ -	$ -	$ -	$ -	$ -	$ -	$ -	$ -	$ -	$ -
4868	662002356	380.0	$ -	$ -	$ -	$ -	$ -	$ -	$ -	$ -	$ -	$ -	$ -
4869	667002357	376.1	$ -	$ -	$ -	$ -	$ -	$ -	$ -	$ -	$ -	$ -	$ -
4870	667002357	376.2	$ -	$ -	$ -	$ -	$ -	$ -	$ -	$ -	$ -	$ -	$ -
4871	667002357	376.4	$ -	$ -	$ -	$ -	$ -	$ -	$ -	$ -	$ -	$ -	$ -
4872	667002357	380.0	$ -	$ -	$ -	$ -	$ -	$ -	$ -	$ -	$ -	$ -	$ -
4873	626002358	376.1	$ -	$ -	$ -	$ -	$ -	$ -	$ -	$ -	$ -	$ -	$ -
4874	626002358	376.2	$ -	$ -	$ -	$ -	$ -	$ -	$ -	$ -	$ -	$ -	$ -
4875	626002358	376.4	$ -	$ -	$ -	$ -	$ -	$ -	$ -	$ -	$ -	$ -	$ -
4876	626002358	380.0	$ -	$ -	$ -	$ -	$ -	$ -	$ -	$ -	$ -	$ -	$ -
4877	T624002359	367.1	$ -	$ -	$ -	$ -	$ -	$ -	$ -	$ -	$ -	$ -	$ -
4878	T624002359	368.0	$ -	$ -	$ -	$ -	$ -	$ -	$ -	$ -	$ -	$ -	$ -
4879	T624002359	369.0	$ -	$ -	$ -	$ -	$ -	$ -	$ -	$ -	$ -	$ -	$ -
4880	626002360	376.1	$ -	$ -	$ -	$ -	$ -	$ -	$ -	$ -	$ -	$ -	$ -
4881	626002360	376.2	$ -	$ -	$ -	$ -	$ -	$ -	$ -	$ -	$ -	$ -	$ -
4882	626002360	376.4	$ -	$ -	$ -	$ -	$ -	$ -	$ -	$ -	$ -	$ -	$ -
4883	626002360	380.0	$ -	$ -	$ -	$ -	$ -	$ -	$ -	$ -	$ -	$ -	$ -
4884	601002361	303.3	$ -	$ -	$ -	$ -	$ -	$ -	$ 123,675	$ 123,675	$ 123,675	$ 123,675	$ 123,675
4885	626002362	376.1	$ -	$ -	$ -	$ -	$ -	$ -	$ -	$ -	$ -	$ -	$ -
4886	626002362	376.2	$ -	$ -	$ -	$ -	$ -	$ -	$ -	$ -	$ -	$ -	$ -
4887	626002362	376.4	$ -	$ -	$ -	$ -	$ -	$ -	$ -	$ -	$ -	$ -	$ -
4888	626002362	380.0	$ -	$ -	$ -	$ -	$ -	$ -	$ -	$ -	$ -	$ -	$ -
4889	626002363	376.1	$ -	$ -	$ -	$ -	$ -	$ -	$ -	$ -	$ -	$ -	$ -
4890	626002363	376.2	$ -	$ -	$ -	$ -	$ -	$ -	$ -	$ -	$ -	$ -	$ -
4891	626002363	376.4	$ -	$ -	$ -	$ -	$ -	$ -	$ -	$ -	$ -	$ -	$ -
4892	626002363	380.0	$ -	$ -	$ -	$ -	$ -	$ -	$ -	$ -	$ -	$ -	$ -
4893	T624002364	367.1	$ -	$ -	$ -	$ -	$ -	$ -	$ -	$ -	$ -	$ -	$ -
4894	T624002364	368.0	$ -	$ -	$ -	$ -	$ -	$ -	$ -	$ -	$ -	$ -	$ -
4895	T624002364	369.0	$ -	$ -	$ -	$ -	$ -	$ -	$ -	$ -	$ -	$ -	$ -
4896	610002365	376.1	$ -	$ -	$ -	$ -	$ -	$ -	$ -	$ -	$ -	$ -	$ -
4897	610002365	376.2	$ -	$ -	$ -	$ -	$ -	$ -	$ -	$ -	$ -	$ -	$ -
4898	610002365	376.4	$ -	$ -	$ -	$ -	$ -	$ -	$ -	$ -	$ -	$ -	$ -
4899	610002365	380.0	$ -	$ -	$ -	$ -	$ -	$ -	$ -	$ -	$ -	$ -	$ -
4900	T624002366	367.1	$ -	$ -	$ -	$ -	$ -	$ -	$ -	$ -	$ -	$ -	$ -
4901	T624002366	368.0	$ -	$ -	$ -	$ -	$ -	$ -	$ -	$ -	$ -	$ -	$ -
4902	T624002366	369.0	$ -	$ -	$ -	$ -	$ -	$ -	$ -	$ -	$ -	$ -	$ -
4903	T624002367	369.0	$ -	$ -	$ -	$ -	$ -	$ -	$ -	$ -	$ -	$ -	$ -

Sponsored by NMGC Witness Erik C. Buchanan

NEW MEXICO GAS COMPANY, INC.

Gross Balances
Base Period - 12 Months Ending March 31, 2023
Future Test Year - 12 Months Ending September 30, 2025

	A	B	N	O	P	Q	R	S	T	U	V	W	X	Y
1														
2			Balance	Balance	Balance	Balance	Balance	Balance	Balance	Balance	Balance	Balance	Balance	Balance
3	Investment Number / Beginning Balance	FERC Account	2/29/2024	3/31/2024	4/30/2024	5/31/2024	6/30/2024	7/31/2024	8/31/2024	9/30/2024	10/31/2024	11/30/2024	12/31/2024	1/31/2025
4855	611002353	376.4	$ -	$ -	$ -	$ -	$ -	$ -	$ -	$ -	$ -	$ -	$ -	$ -
4856	611002353	380.0	$ -	$ -	$ -	$ -	$ -	$ -	$ -	$ -	$ -	$ -	$ -	$ -
4857	626002354	376.1	$ -	$ -	$ -	$ -	$ -	$ -	$ -	$ -	$ -	$ -	$ -	$ -
4858	626002354	376.2	$ -	$ -	$ -	$ -	$ -	$ -	$ -	$ -	$ -	$ -	$ -	$ -
4859	626002354	376.4	$ -	$ -	$ -	$ -	$ -	$ -	$ -	$ -	$ -	$ -	$ -	$ -
4860	626002354	380.0	$ -	$ -	$ -	$ -	$ -	$ -	$ -	$ -	$ -	$ -	$ -	$ -
4861	610002355	376.1	$ -	$ -	$ -	$ -	$ -	$ -	$ -	$ -	$ -	$ -	$ -	$ -
4862	610002355	376.2	$ -	$ -	$ -	$ -	$ -	$ -	$ -	$ -	$ -	$ -	$ -	$ -
4863	610002355	376.4	$ -	$ -	$ -	$ -	$ -	$ -	$ -	$ -	$ -	$ -	$ -	$ -
4864	610002355	380.0	$ -	$ -	$ -	$ -	$ -	$ -	$ -	$ -	$ -	$ -	$ -	$ -
4865	662002356	376.1	$ -	$ -	$ -	$ -	$ -	$ -	$ -	$ -	$ -	$ -	$ -	$ -
4866	662002356	376.2	$ -	$ -	$ -	$ -	$ -	$ -	$ -	$ -	$ -	$ -	$ -	$ -
4867	662002356	376.4	$ -	$ -	$ -	$ -	$ -	$ -	$ -	$ -	$ -	$ -	$ -	$ -
4868	662002356	380.0	$ -	$ -	$ -	$ -	$ -	$ -	$ -	$ -	$ -	$ -	$ -	$ -
4869	667002357	376.1	$ -	$ -	$ -	$ -	$ -	$ -	$ -	$ -	$ -	$ -	$ -	$ -
4870	667002357	376.2	$ -	$ -	$ -	$ -	$ -	$ -	$ -	$ -	$ -	$ -	$ -	$ -
4871	667002357	376.4	$ -	$ -	$ -	$ -	$ -	$ -	$ -	$ -	$ -	$ -	$ -	$ -
4872	667002357	380.0	$ -	$ -	$ -	$ -	$ -	$ -	$ -	$ -	$ -	$ -	$ -	$ -
4873	626002358	376.1	$ -	$ -	$ -	$ -	$ -	$ -	$ -	$ -	$ -	$ -	$ -	$ -
4874	626002358	376.2	$ -	$ -	$ -	$ -	$ -	$ -	$ -	$ -	$ -	$ -	$ -	$ -
4875	626002358	376.4	$ -	$ -	$ -	$ -	$ -	$ -	$ -	$ -	$ -	$ -	$ -	$ -
4876	626002358	380.0	$ -	$ -	$ -	$ -	$ -	$ -	$ -	$ -	$ -	$ -	$ -	$ -
4877	T624002359	367.1	$ -	$ -	$ -	$ -	$ -	$ -	$ -	$ -	$ -	$ -	$ -	$ -
4878	T624002359	368.0	$ -	$ -	$ -	$ -	$ -	$ -	$ -	$ -	$ -	$ -	$ -	$ -
4879	T624002359	369.0	$ -	$ -	$ -	$ -	$ -	$ -	$ -	$ -	$ -	$ -	$ -	$ -
4880	626002360	376.1	$ -	$ -	$ -	$ -	$ -	$ -	$ -	$ -	$ -	$ -	$ -	$ -
4881	626002360	376.2	$ -	$ -	$ -	$ -	$ -	$ -	$ -	$ -	$ -	$ -	$ -	$ -
4882	626002360	376.4	$ -	$ -	$ -	$ -	$ -	$ -	$ -	$ -	$ -	$ -	$ -	$ -
4883	626002360	380.0	$ -	$ -	$ -	$ -	$ -	$ -	$ -	$ -	$ -	$ -	$ -	$ -
4884	601002361	303.3	$ 123,675	$ 123,675	$ 123,675	$ 123,675	$ 123,675	$ 123,675	$ 123,675	$ 123,675	$ 123,675	$ 123,675	$ 123,675	$ 123,675
4885	626002362	376.1	$ -	$ -	$ -	$ -	$ -	$ -	$ -	$ -	$ -	$ -	$ -	$ -
4886	626002362	376.2	$ -	$ -	$ -	$ -	$ -	$ -	$ -	$ -	$ -	$ -	$ -	$ -
4887	626002362	376.4	$ -	$ -	$ -	$ -	$ -	$ -	$ -	$ -	$ -	$ -	$ -	$ -
4888	626002362	380.0	$ -	$ -	$ -	$ -	$ -	$ -	$ -	$ -	$ -	$ -	$ -	$ -
4889	626002363	376.1	$ -	$ -	$ -	$ -	$ -	$ -	$ -	$ -	$ -	$ -	$ -	$ -
4890	626002363	376.2	$ -	$ -	$ -	$ -	$ -	$ -	$ -	$ -	$ -	$ -	$ -	$ -
4891	626002363	376.4	$ -	$ -	$ -	$ -	$ -	$ -	$ -	$ -	$ -	$ -	$ -	$ -
4892	626002363	380.0	$ -	$ -	$ -	$ -	$ -	$ -	$ -	$ -	$ -	$ -	$ -	$ -
4893	T624002364	367.1	$ -	$ -	$ -	$ -	$ -	$ -	$ -	$ -	$ -	$ -	$ -	$ -
4894	T624002364	368.0	$ -	$ -	$ -	$ -	$ -	$ -	$ -	$ -	$ -	$ -	$ -	$ -
4895	T624002364	369.0	$ -	$ -	$ -	$ -	$ -	$ -	$ -	$ -	$ -	$ -	$ -	$ -
4896	610002365	376.1	$ -	$ -	$ -	$ -	$ -	$ -	$ -	$ -	$ -	$ -	$ -	$ -
4897	610002365	376.2	$ -	$ -	$ -	$ -	$ -	$ -	$ -	$ -	$ -	$ -	$ -	$ -
4898	610002365	376.4	$ -	$ -	$ -	$ -	$ -	$ -	$ -	$ -	$ -	$ -	$ -	$ -
4899	610002365	380.0	$ -	$ -	$ -	$ -	$ -	$ -	$ -	$ -	$ -	$ -	$ -	$ -
4900	T624002366	367.1	$ -	$ -	$ -	$ -	$ -	$ -	$ -	$ -	$ -	$ -	$ -	$ -
4901	T624002366	368.0	$ -	$ -	$ -	$ -	$ -	$ -	$ -	$ -	$ -	$ -	$ -	$ -
4902	T624002366	369.0	$ -	$ -	$ -	$ -	$ -	$ -	$ -	$ -	$ -	$ -	$ -	$ -
4903	T624002367	369.0	$ -	$ -	$ -	$ -	$ -	$ -	$ -	$ -	$ -	$ -	$ -	$ -

Sponsored by NMGC Witness Erik C. Buchanan

NEW MEXICO GAS COMPANY, INC.

Gross Balances
Base Period - 12 Months Ending March 31, 2023
Future Test Year - 12 Months Ending September 30, 2025

	A	B	Z	AA	AB	AC	AD	AE	AF	AG
1										
2			Balance	Balance	Balance	Balance	Balance	Balance	Balance	Balance
3	Investment Number / Beginning Balance	FERC Account	2/28/2025	3/31/2025	4/30/2025	5/31/2025	6/30/2025	7/31/2025	8/31/2025	9/30/2025
4855	611002353	376.4	$ -	$ -	$ -	$ -	$ -	$ -	$ -	$ -
4856	611002353	380.0	$ -	$ -	$ -	$ -	$ -	$ -	$ -	$ -
4857	626002354	376.1	$ -	$ -	$ -	$ -	$ -	$ -	$ -	$ -
4858	626002354	376.2	$ -	$ -	$ -	$ -	$ -	$ -	$ -	$ -
4859	626002354	376.4	$ -	$ -	$ -	$ -	$ -	$ -	$ -	$ -
4860	626002354	380.0	$ -	$ -	$ -	$ -	$ -	$ -	$ -	$ -
4861	610002355	376.1	$ -	$ -	$ -	$ -	$ -	$ -	$ -	$ -
4862	610002355	376.2	$ -	$ -	$ -	$ -	$ -	$ -	$ -	$ -
4863	610002355	376.4	$ -	$ -	$ -	$ -	$ -	$ -	$ -	$ -
4864	610002355	380.0	$ -	$ -	$ -	$ -	$ -	$ -	$ -	$ -
4865	662002356	376.1	$ -	$ -	$ -	$ -	$ -	$ -	$ 23,423	$ 23,423
4866	662002356	376.2	$ -	$ -	$ -	$ -	$ -	$ -	$ 163,958	$ 163,958
4867	662002356	376.4	$ -	$ -	$ -	$ -	$ -	$ -	$ 11,711	$ 11,711
4868	662002356	380.0	$ -	$ -	$ -	$ -	$ -	$ -	$ 35,134	$ 35,134
4869	667002357	376.1	$ -	$ -	$ -	$ -	$ -	$ -	$ -	$ -
4870	667002357	376.2	$ -	$ -	$ -	$ -	$ -	$ -	$ -	$ -
4871	667002357	376.4	$ -	$ -	$ -	$ -	$ -	$ -	$ -	$ -
4872	667002357	380.0	$ -	$ -	$ -	$ -	$ -	$ -	$ -	$ -
4873	626002358	376.1	$ -	$ -	$ -	$ -	$ -	$ -	$ -	$ -
4874	626002358	376.2	$ -	$ -	$ -	$ -	$ -	$ -	$ -	$ -
4875	626002358	376.4	$ -	$ -	$ -	$ -	$ -	$ -	$ -	$ -
4876	626002358	380.0	$ -	$ -	$ -	$ -	$ -	$ -	$ -	$ -
4877	T624002359	367.1	$ -	$ -	$ -	$ -	$ -	$ -	$ -	$ -
4878	T624002359	368.0	$ -	$ -	$ -	$ -	$ -	$ -	$ -	$ -
4879	T624002359	369.0	$ -	$ -	$ -	$ -	$ -	$ -	$ -	$ -
4880	626002360	376.1	$ -	$ -	$ -	$ -	$ -	$ -	$ -	$ -
4881	626002360	376.2	$ -	$ -	$ -	$ -	$ -	$ -	$ -	$ -
4882	626002360	376.4	$ -	$ -	$ -	$ -	$ -	$ -	$ -	$ -
4883	626002360	380.0	$ -	$ -	$ -	$ -	$ -	$ -	$ -	$ -
4884	601002361	303.3	$ 123,675	$ 123,675	$ 123,675	$ 123,675	$ 123,675	$ 123,675	$ 123,675	$ 123,675
4885	626002362	376.1	$ -	$ -	$ -	$ -	$ -	$ -	$ -	$ -
4886	626002362	376.2	$ -	$ -	$ -	$ -	$ -	$ -	$ -	$ -
4887	626002362	376.4	$ -	$ -	$ -	$ -	$ -	$ -	$ -	$ -
4888	626002362	380.0	$ -	$ -	$ -	$ -	$ -	$ -	$ -	$ -
4889	626002363	376.1	$ -	$ -	$ -	$ -	$ -	$ -	$ -	$ -
4890	626002363	376.2	$ -	$ -	$ -	$ -	$ -	$ -	$ -	$ -
4891	626002363	376.4	$ -	$ -	$ -	$ -	$ -	$ -	$ -	$ -
4892	626002363	380.0	$ -	$ -	$ -	$ -	$ -	$ -	$ -	$ -
4893	T624002364	367.1	$ -	$ -	$ -	$ -	$ 140,216	$ 140,216	$ 140,216	$ 140,216
4894	T624002364	368.0	$ -	$ -	$ -	$ -	$ 20,031	$ 20,031	$ 20,031	$ 20,031
4895	T624002364	369.0	$ -	$ -	$ -	$ -	$ 40,062	$ 40,062	$ 40,062	$ 40,062
4896	610002365	376.1	$ -	$ -	$ -	$ -	$ -	$ -	$ -	$ -
4897	610002365	376.2	$ -	$ -	$ -	$ -	$ -	$ -	$ -	$ -
4898	610002365	376.4	$ -	$ -	$ -	$ -	$ -	$ -	$ -	$ -
4899	610002365	380.0	$ -	$ -	$ -	$ -	$ -	$ -	$ -	$ -
4900	T624002366	367.1	$ -	$ -	$ -	$ -	$ -	$ -	$ -	$ -
4901	T624002366	368.0	$ -	$ -	$ -	$ -	$ -	$ -	$ -	$ -
4902	T624002366	369.0	$ -	$ -	$ -	$ -	$ -	$ -	$ -	$ -
4903	T624002367	369.0	$ -	$ -	$ -	$ -	$ -	$ -	$ -	$ -

Sponsored by NMGC Witness Erik C. Buchanan

NEW MEXICO GAS COMPANY, INC.

Gross Balances
Base Period - 12 Months Ending March 31, 2023
Future Test Year - 12 Months Ending September 30, 2025

	A	B	C	D	E	F	G	H	I	J	K	L	M
1			Adjusted Base Period										
2			Balance	Balance	Balance	Balance	Balance	Balance	Balance	Balance	Balance	Balance	Balance
3	Investment Number / Beginning Balance	FERC Account	3/31/2023	4/30/2023	5/31/2023	6/30/2023	7/31/2023	8/31/2023	9/30/2023	10/31/2023	11/30/2023	12/31/2023	1/31/2024
4904	T624002368	367.1	$ -	$ -	$ -	$ -	$ -	$ -	$ -	$ -	$ -	$ -	$ -
4905	T624002368	368.0	$ -	$ -	$ -	$ -	$ -	$ -	$ -	$ -	$ -	$ -	$ -
4906	T624002368	369.0	$ -	$ -	$ -	$ -	$ -	$ -	$ -	$ -	$ -	$ -	$ -
4907	610002369	376.1	$ -	$ -	$ -	$ -	$ -	$ -	$ -	$ -	$ -	$ -	$ -
4908	610002369	376.2	$ -	$ -	$ -	$ -	$ -	$ -	$ -	$ -	$ -	$ -	$ -
4909	610002369	376.4	$ -	$ -	$ -	$ -	$ -	$ -	$ -	$ -	$ -	$ -	$ -
4910	610002369	380.0	$ -	$ -	$ -	$ -	$ -	$ -	$ -	$ -	$ -	$ -	$ -
4911	624002370	376.1	$ -	$ -	$ -	$ -	$ -	$ -	$ -	$ -	$ -	$ -	$ -
4912	624002370	376.2	$ -	$ -	$ -	$ -	$ -	$ -	$ -	$ -	$ -	$ -	$ -
4913	624002370	376.4	$ -	$ -	$ -	$ -	$ -	$ -	$ -	$ -	$ -	$ -	$ -
4914	624002370	380.0	$ -	$ -	$ -	$ -	$ -	$ -	$ -	$ -	$ -	$ -	$ -
4915	T610002372	369.0	$ -	$ -	$ -	$ -	$ -	$ -	$ -	$ -	$ -	$ -	$ -
4916	624002373	380.0	$ -	$ -	$ -	$ -	$ -	$ -	$ -	$ -	$ -	$ -	$ -
4917	624002373	380.1	$ -	$ -	$ -	$ -	$ -	$ -	$ -	$ -	$ -	$ -	$ -
4918	624002374	376.1	$ -	$ -	$ -	$ -	$ -	$ -	$ -	$ -	$ -	$ -	$ -
4919	624002374	376.2	$ -	$ -	$ -	$ -	$ -	$ -	$ -	$ -	$ -	$ -	$ -
4920	624002374	376.4	$ -	$ -	$ -	$ -	$ -	$ -	$ -	$ -	$ -	$ -	$ -
4921	624002374	380.0	$ -	$ -	$ -	$ -	$ -	$ -	$ -	$ -	$ -	$ -	$ -
4922	610002375	376.1	$ -	$ -	$ -	$ -	$ -	$ -	$ -	$ -	$ -	$ -	$ -
4923	610002375	376.2	$ -	$ -	$ -	$ -	$ -	$ -	$ -	$ -	$ -	$ -	$ -
4924	610002375	376.4	$ -	$ -	$ -	$ -	$ -	$ -	$ -	$ -	$ -	$ -	$ -
4925	610002375	380.0	$ -	$ -	$ -	$ -	$ -	$ -	$ -	$ -	$ -	$ -	$ -
4926	610002376	376.1	$ -	$ -	$ -	$ -	$ -	$ -	$ -	$ -	$ -	$ -	$ -
4927	610002376	376.2	$ -	$ -	$ -	$ -	$ -	$ -	$ -	$ -	$ -	$ -	$ -
4928	610002376	376.4	$ -	$ -	$ -	$ -	$ -	$ -	$ -	$ -	$ -	$ -	$ -
4929	610002376	380.0	$ -	$ -	$ -	$ -	$ -	$ -	$ -	$ -	$ -	$ -	$ -
4930	610002377	376.1	$ -	$ -	$ -	$ -	$ -	$ -	$ -	$ -	$ -	$ -	$ -
4931	610002377	376.2	$ -	$ -	$ -	$ -	$ -	$ -	$ -	$ -	$ -	$ -	$ -
4932	610002377	376.4	$ -	$ -	$ -	$ -	$ -	$ -	$ -	$ -	$ -	$ -	$ -
4933	610002377	380.0	$ -	$ -	$ -	$ -	$ -	$ -	$ -	$ -	$ -	$ -	$ -
4934	610002378	376.1	$ -	$ -	$ -	$ -	$ -	$ -	$ -	$ -	$ -	$ -	$ -
4935	610002378	376.2	$ -	$ -	$ -	$ -	$ -	$ -	$ -	$ -	$ -	$ -	$ -
4936	610002378	376.4	$ -	$ -	$ -	$ -	$ -	$ -	$ -	$ -	$ -	$ -	$ -
4937	610002378	380.0	$ -	$ -	$ -	$ -	$ -	$ -	$ -	$ -	$ -	$ -	$ -
4938	610002379	376.1	$ -	$ -	$ -	$ -	$ -	$ -	$ -	$ -	$ -	$ -	$ -
4939	610002379	376.2	$ -	$ -	$ -	$ -	$ -	$ -	$ -	$ -	$ -	$ -	$ -
4940	610002379	376.4	$ -	$ -	$ -	$ -	$ -	$ -	$ -	$ -	$ -	$ -	$ -
4941	610002379	380.0	$ -	$ -	$ -	$ -	$ -	$ -	$ -	$ -	$ -	$ -	$ -
4942	610002380	376.1	$ -	$ -	$ -	$ -	$ -	$ -	$ -	$ -	$ -	$ -	$ -
4943	610002380	376.2	$ -	$ -	$ -	$ -	$ -	$ -	$ -	$ -	$ -	$ -	$ -
4944	610002380	376.4	$ -	$ -	$ -	$ -	$ -	$ -	$ -	$ -	$ -	$ -	$ -
4945	610002380	380.0	$ -	$ -	$ -	$ -	$ -	$ -	$ -	$ -	$ -	$ -	$ -
4946	610002381	376.1	$ -	$ -	$ -	$ -	$ -	$ -	$ -	$ -	$ -	$ -	$ -
4947	610002381	376.2	$ -	$ -	$ -	$ -	$ -	$ -	$ -	$ -	$ -	$ -	$ -
4948	610002381	376.4	$ -	$ -	$ -	$ -	$ -	$ -	$ -	$ -	$ -	$ -	$ -
4949	610002381	380.0	$ -	$ -	$ -	$ -	$ -	$ -	$ -	$ -	$ -	$ -	$ -
4950	622002383	376.2	$ -	$ -	$ -	$ -	$ -	$ 253,403	$ 253,403	$ 253,403	$ 253,403	$ 253,403	$ 253,403
4951	601002386	376.1	$ -	$ -	$ -	$ -	$ -	$ -	$ -	$ -	$ -	$ -	$ 104,679
4952	601002386	376.2	$ -	$ -	$ -	$ -	$ -	$ -	$ -	$ -	$ -	$ -	$ 112,339

Sponsored by NMGC Witness Erik C. Buchanan

NEW MEXICO GAS COMPANY, INC.

Gross Balances
Base Period - 12 Months Ending March 31, 2023
Future Test Year - 12 Months Ending September 30, 2025

	A	B	N	O	P	Q	R	S	T	U	V	W	X	Y
1														
2			Balance	Balance	Balance	Balance	Balance	Balance	Balance	Balance	Balance	Balance	Balance	Balance
3	Investment Number / Beginning Balance	FERC Account	2/29/2024	3/31/2024	4/30/2024	5/31/2024	6/30/2024	7/31/2024	8/31/2024	9/30/2024	10/31/2024	11/30/2024	12/31/2024	1/31/2025
4904	T624002368	367.1	$ -	$ -	$ -	$ -	$ -	$ -	$ -	$ -	$ -	$ -	$ -	$ -
4905	T624002368	368.0	$ -	$ -	$ -	$ -	$ -	$ -	$ -	$ -	$ -	$ -	$ -	$ -
4906	T624002368	369.0	$ -	$ -	$ -	$ -	$ -	$ -	$ -	$ -	$ -	$ -	$ -	$ -
4907	610002369	376.1	$ -	$ -	$ -	$ -	$ -	$ -	$ -	$ -	$ -	$ -	$ -	$ -
4908	610002369	376.2	$ -	$ -	$ -	$ -	$ -	$ -	$ -	$ -	$ -	$ -	$ -	$ -
4909	610002369	376.4	$ -	$ -	$ -	$ -	$ -	$ -	$ -	$ -	$ -	$ -	$ -	$ -
4910	610002369	380.0	$ -	$ -	$ -	$ -	$ -	$ -	$ -	$ -	$ -	$ -	$ -	$ -
4911	624002370	376.1	$ -	$ -	$ -	$ -	$ -	$ -	$ -	$ -	$ -	$ -	$ -	$ -
4912	624002370	376.2	$ -	$ -	$ -	$ -	$ -	$ -	$ -	$ -	$ -	$ -	$ -	$ -
4913	624002370	376.4	$ -	$ -	$ -	$ -	$ -	$ -	$ -	$ -	$ -	$ -	$ -	$ -
4914	624002370	380.0	$ -	$ -	$ -	$ -	$ -	$ -	$ -	$ -	$ -	$ -	$ -	$ -
4915	T610002372	369.0	$ -	$ -	$ 115,651	$ 115,651	$ 115,651	$ 115,651	$ 115,651	$ 115,651	$ 115,651	$ 115,651	$ 115,651	$ 115,651
4916	624002373	380.0	$ -	$ -	$ -	$ -	$ -	$ -	$ -	$ -	$ -	$ -	$ -	$ -
4917	624002373	380.1	$ -	$ -	$ -	$ -	$ -	$ -	$ -	$ -	$ -	$ -	$ -	$ -
4918	624002374	376.1	$ -	$ -	$ -	$ -	$ -	$ -	$ -	$ -	$ -	$ -	$ -	$ -
4919	624002374	376.2	$ -	$ -	$ -	$ -	$ -	$ -	$ -	$ -	$ -	$ -	$ -	$ -
4920	624002374	376.4	$ -	$ -	$ -	$ -	$ -	$ -	$ -	$ -	$ -	$ -	$ -	$ -
4921	624002374	380.0	$ -	$ -	$ -	$ -	$ -	$ -	$ -	$ -	$ -	$ -	$ -	$ -
4922	610002375	376.1	$ -	$ -	$ -	$ -	$ -	$ -	$ -	$ -	$ -	$ -	$ -	$ -
4923	610002375	376.2	$ -	$ -	$ -	$ -	$ -	$ -	$ -	$ -	$ -	$ -	$ -	$ -
4924	610002375	376.4	$ -	$ -	$ -	$ -	$ -	$ -	$ -	$ -	$ -	$ -	$ -	$ -
4925	610002375	380.0	$ -	$ -	$ -	$ -	$ -	$ -	$ -	$ -	$ -	$ -	$ -	$ -
4926	610002376	376.1	$ -	$ -	$ -	$ -	$ -	$ -	$ -	$ -	$ -	$ -	$ -	$ -
4927	610002376	376.2	$ -	$ -	$ -	$ -	$ -	$ -	$ -	$ -	$ -	$ -	$ -	$ -
4928	610002376	376.4	$ -	$ -	$ -	$ -	$ -	$ -	$ -	$ -	$ -	$ -	$ -	$ -
4929	610002376	380.0	$ -	$ -	$ -	$ -	$ -	$ -	$ -	$ -	$ -	$ -	$ -	$ -
4930	610002377	376.1	$ -	$ -	$ -	$ -	$ -	$ -	$ -	$ -	$ -	$ -	$ -	$ -
4931	610002377	376.2	$ -	$ -	$ -	$ -	$ -	$ -	$ -	$ -	$ -	$ -	$ -	$ -
4932	610002377	376.4	$ -	$ -	$ -	$ -	$ -	$ -	$ -	$ -	$ -	$ -	$ -	$ -
4933	610002377	380.0	$ -	$ -	$ -	$ -	$ -	$ -	$ -	$ -	$ -	$ -	$ -	$ -
4934	610002378	376.1	$ -	$ -	$ -	$ -	$ -	$ -	$ -	$ -	$ -	$ -	$ -	$ -
4935	610002378	376.2	$ -	$ -	$ -	$ -	$ -	$ -	$ -	$ -	$ -	$ -	$ -	$ -
4936	610002378	376.4	$ -	$ -	$ -	$ -	$ -	$ -	$ -	$ -	$ -	$ -	$ -	$ -
4937	610002378	380.0	$ -	$ -	$ -	$ -	$ -	$ -	$ -	$ -	$ -	$ -	$ -	$ -
4938	610002379	376.1	$ -	$ -	$ -	$ -	$ -	$ -	$ -	$ -	$ -	$ -	$ -	$ -
4939	610002379	376.2	$ -	$ -	$ -	$ -	$ -	$ -	$ -	$ -	$ -	$ -	$ -	$ -
4940	610002379	376.4	$ -	$ -	$ -	$ -	$ -	$ -	$ -	$ -	$ -	$ -	$ -	$ -
4941	610002379	380.0	$ -	$ -	$ -	$ -	$ -	$ -	$ -	$ -	$ -	$ -	$ -	$ -
4942	610002380	376.1	$ -	$ -	$ -	$ -	$ -	$ -	$ -	$ -	$ -	$ -	$ -	$ -
4943	610002380	376.2	$ -	$ -	$ -	$ -	$ -	$ -	$ -	$ -	$ -	$ -	$ -	$ -
4944	610002380	376.4	$ -	$ -	$ -	$ -	$ -	$ -	$ -	$ -	$ -	$ -	$ -	$ -
4945	610002380	380.0	$ -	$ -	$ -	$ -	$ -	$ -	$ -	$ -	$ -	$ -	$ -	$ -
4946	610002381	376.1	$ -	$ -	$ -	$ -	$ -	$ -	$ -	$ -	$ -	$ -	$ -	$ -
4947	610002381	376.2	$ -	$ -	$ -	$ -	$ -	$ -	$ -	$ -	$ -	$ -	$ -	$ -
4948	610002381	376.4	$ -	$ -	$ -	$ -	$ -	$ -	$ -	$ -	$ -	$ -	$ -	$ -
4949	610002381	380.0	$ -	$ -	$ -	$ -	$ -	$ -	$ -	$ -	$ -	$ -	$ -	$ -
4950	622002383	376.2	$ 253,403	$ 253,403	$ 253,403	$ 253,403	$ 253,403	$ 253,403	$ 253,403	$ 253,403	$ 253,403	$ 253,403	$ 253,403	$ 253,403
4951	601002386	376.1	$ 104,679	$ 104,679	$ 104,679	$ 104,679	$ 104,679	$ 104,679	$ 104,679	$ 104,679	$ 104,679	$ 104,679	$ 104,679	$ 104,679
4952	601002386	376.2	$ 112,339	$ 112,339	$ 112,339	$ 112,339	$ 112,339	$ 112,339	$ 112,339	$ 112,339	$ 112,339	$ 112,339	$ 112,339	$ 112,339

Sponsored by NMGC Witness Erik C. Buchanan

NEW MEXICO GAS COMPANY, INC.

Gross Balances
Base Period - 12 Months Ending March 31, 2023
Future Test Year - 12 Months Ending September 30, 2025

	A	B	Z	AA	AB	AC	AD	AE	AF	AG
1										
2			Balance	Balance	Balance	Balance	Balance	Balance	Balance	Balance
3	Investment Number / Beginning Balance	FERC Account	2/28/2025	3/31/2025	4/30/2025	5/31/2025	6/30/2025	7/31/2025	8/31/2025	9/30/2025
4904	T624002368	367.1	$ -	$ -	$ -	$ -	$ -	$ -	$ -	$ -
4905	T624002368	368.0	$ -	$ -	$ -	$ -	$ -	$ -	$ -	$ -
4906	T624002368	369.0	$ -	$ -	$ -	$ -	$ -	$ -	$ -	$ -
4907	610002369	376.1	$ -	$ -	$ -	$ -	$ -	$ -	$ -	$ -
4908	610002369	376.2	$ -	$ -	$ -	$ -	$ -	$ -	$ -	$ -
4909	610002369	376.4	$ -	$ -	$ -	$ -	$ -	$ -	$ -	$ -
4910	610002369	380.0	$ -	$ -	$ -	$ -	$ -	$ -	$ -	$ -
4911	624002370	376.1	$ -	$ -	$ -	$ -	$ -	$ -	$ -	$ -
4912	624002370	376.2	$ -	$ -	$ -	$ -	$ -	$ -	$ -	$ -
4913	624002370	376.4	$ -	$ -	$ -	$ -	$ -	$ -	$ -	$ -
4914	624002370	380.0	$ -	$ -	$ -	$ -	$ -	$ -	$ -	$ -
4915	T610002372	369.0	$ 115,651	$ 115,651	$ 115,651	$ 115,651	$ 115,651	$ 115,651	$ 115,651	$ 115,651
4916	624002373	380.0	$ -	$ -	$ -	$ -	$ -	$ -	$ 376,448	$ 376,448
4917	624002373	380.1	$ -	$ -	$ -	$ -	$ -	$ -	$ 169,129	$ 169,129
4918	624002374	376.1	$ -	$ -	$ -	$ -	$ -	$ -	$ -	$ -
4919	624002374	376.2	$ -	$ -	$ -	$ -	$ -	$ -	$ -	$ -
4920	624002374	376.4	$ -	$ -	$ -	$ -	$ -	$ -	$ -	$ -
4921	624002374	380.0	$ -	$ -	$ -	$ -	$ -	$ -	$ -	$ -
4922	610002375	376.1	$ -	$ -	$ -	$ -	$ -	$ -	$ -	$ -
4923	610002375	376.2	$ -	$ -	$ -	$ -	$ -	$ -	$ -	$ -
4924	610002375	376.4	$ -	$ -	$ -	$ -	$ -	$ -	$ -	$ -
4925	610002375	380.0	$ -	$ -	$ -	$ -	$ -	$ -	$ -	$ -
4926	610002376	376.1	$ -	$ -	$ -	$ -	$ -	$ -	$ -	$ -
4927	610002376	376.2	$ -	$ -	$ -	$ -	$ -	$ -	$ -	$ -
4928	610002376	376.4	$ -	$ -	$ -	$ -	$ -	$ -	$ -	$ -
4929	610002376	380.0	$ -	$ -	$ -	$ -	$ -	$ -	$ -	$ -
4930	610002377	376.1	$ -	$ -	$ -	$ -	$ -	$ -	$ -	$ -
4931	610002377	376.2	$ -	$ -	$ -	$ -	$ -	$ -	$ -	$ -
4932	610002377	376.4	$ -	$ -	$ -	$ -	$ -	$ -	$ -	$ -
4933	610002377	380.0	$ -	$ -	$ -	$ -	$ -	$ -	$ -	$ -
4934	610002378	376.1	$ -	$ -	$ -	$ -	$ -	$ -	$ -	$ -
4935	610002378	376.2	$ -	$ -	$ -	$ -	$ -	$ -	$ -	$ -
4936	610002378	376.4	$ -	$ -	$ -	$ -	$ -	$ -	$ -	$ -
4937	610002378	380.0	$ -	$ -	$ -	$ -	$ -	$ -	$ -	$ -
4938	610002379	376.1	$ -	$ -	$ -	$ -	$ -	$ -	$ -	$ -
4939	610002379	376.2	$ -	$ -	$ -	$ -	$ -	$ -	$ -	$ -
4940	610002379	376.4	$ -	$ -	$ -	$ -	$ -	$ -	$ -	$ -
4941	610002379	380.0	$ -	$ -	$ -	$ -	$ -	$ -	$ -	$ -
4942	610002380	376.1	$ -	$ -	$ -	$ -	$ -	$ -	$ -	$ -
4943	610002380	376.2	$ -	$ -	$ -	$ -	$ -	$ -	$ -	$ -
4944	610002380	376.4	$ -	$ -	$ -	$ -	$ -	$ -	$ -	$ -
4945	610002380	380.0	$ -	$ -	$ -	$ -	$ -	$ -	$ -	$ -
4946	610002381	376.1	$ -	$ -	$ -	$ -	$ -	$ -	$ -	$ -
4947	610002381	376.2	$ -	$ -	$ -	$ -	$ -	$ -	$ -	$ -
4948	610002381	376.4	$ -	$ -	$ -	$ -	$ -	$ -	$ -	$ -
4949	610002381	380.0	$ -	$ -	$ -	$ -	$ -	$ -	$ -	$ -
4950	622002383	376.2	$ 253,403	$ 253,403	$ 253,403	$ 253,403	$ 253,403	$ 253,403	$ 253,403	$ 253,403
4951	601002386	376.1	$ 104,679	$ 104,679	$ 104,679	$ 104,679	$ 104,679	$ 104,679	$ 104,679	$ 104,679
4952	601002386	376.2	$ 112,339	$ 112,339	$ 112,339	$ 112,339	$ 112,339	$ 112,339	$ 112,339	$ 112,339

Sponsored by NMGC Witness Erik C. Buchanan

NEW MEXICO GAS COMPANY, INC.

Gross Balances
Base Period - 12 Months Ending March 31, 2023
Future Test Year - 12 Months Ending September 30, 2025

	A	B	C	D	E	F	G	H	I	J	K	L	M
1			Adjusted Base Period										
2			Balance	Balance	Balance	Balance	Balance	Balance	Balance	Balance	Balance	Balance	Balance
3	Investment Number / Beginning Balance	FERC Account	3/31/2023	4/30/2023	5/31/2023	6/30/2023	7/31/2023	8/31/2023	9/30/2023	10/31/2023	11/30/2023	12/31/2023	1/31/2024
4953	601002386	376.4	$ -	$ -	$ -	$ -	$ -	$ -	$ -	$ -	$ -	$ -	$ 25,532
4954	601002386	380.0	$ -	$ -	$ -	$ -	$ -	$ -	$ -	$ -	$ -	$ -	$ 12,766
4955	601002387	303.3	$ -	$ -	$ -	$ -	$ -	$ -	$ -	$ -	$ -	$ -	$ -
4956	601002388	390.0	$ -	$ -	$ -	$ -	$ -	$ -	$ -	$ -	$ -	$ -	$ -
4957	601002389	391.2	$ -	$ -	$ -	$ -	$ -	$ -	$ -	$ -	$ -	$ -	$ -
4958	601002389	397.0	$ -	$ -	$ -	$ -	$ -	$ -	$ -	$ -	$ -	$ -	$ -
4959	601002389	398.0	$ -	$ -	$ -	$ -	$ -	$ -	$ -	$ -	$ -	$ -	$ -
4960	T626002392	368.0	$ -	$ -	$ -	$ -	$ -	$ -	$ -	$ -	$ -	$ -	$ -
4961	T626002392	369.0	$ -	$ -	$ -	$ -	$ -	$ -	$ -	$ -	$ -	$ -	$ -
4962	T624002394	367.1	$ -	$ -	$ -	$ -	$ -	$ -	$ -	$ -	$ -	$ -	$ -
4963	T624002394	368.0	$ -	$ -	$ -	$ -	$ -	$ -	$ -	$ -	$ -	$ -	$ -
4964	T624002394	369.0	$ -	$ -	$ -	$ -	$ -	$ -	$ -	$ -	$ -	$ -	$ -
4965	T624002395	367.1	$ -	$ -	$ -	$ -	$ -	$ -	$ -	$ -	$ -	$ -	$ -
4966	T624002395	368.0	$ -	$ -	$ -	$ -	$ -	$ -	$ -	$ -	$ -	$ -	$ -
4967	T624002395	369.0	$ -	$ -	$ -	$ -	$ -	$ -	$ -	$ -	$ -	$ -	$ -
4968	T680002396	367.1	$ -	$ -	$ -	$ -	$ -	$ -	$ -	$ -	$ -	$ -	$ -
4969	T680002396	368.0	$ -	$ -	$ -	$ -	$ -	$ -	$ -	$ -	$ -	$ -	$ -
4970	T680002396	369.0	$ -	$ -	$ -	$ -	$ -	$ -	$ -	$ -	$ -	$ -	$ -
4971	601002397	303.3	$ -	$ -	$ -	$ -	$ -	$ -	$ -	$ -	$ -	$ -	$ -
4972	601002398	391.2	$ -	$ -	$ -	$ -	$ 46,292	$ 46,292	$ 46,292	$ 46,292	$ 46,292	$ 46,292	$ 46,292
4973	601002398	397.0	$ -	$ -	$ -	$ -	$ 1,736	$ 1,736	$ 1,736	$ 1,736	$ 1,736	$ 1,736	$ 1,736
4974	601002398	398.0	$ -	$ -	$ -	$ -	$ 9,837	$ 9,837	$ 9,837	$ 9,837	$ 9,837	$ 9,837	$ 9,837

NEW MEXICO GAS COMPANY, INC.

Gross Balances
Base Period - 12 Months Ending March 31, 2023
Future Test Year - 12 Months Ending September 30, 2025

	A	B	N	O	P	Q	R	S	T	U	V	W	X	Y
1														
2			Balance	Balance	Balance	Balance	Balance	Balance	Balance	Balance	Balance	Balance	Balance	Balance
3	Investment Number / Beginning Balance	FERC Account	2/29/2024	3/31/2024	4/30/2024	5/31/2024	6/30/2024	7/31/2024	8/31/2024	9/30/2024	10/31/2024	11/30/2024	12/31/2024	1/31/2025
4953	601002386	376.4	$ 25,532	$ 25,532	$ 25,532	$ 25,532	$ 25,532	$ 25,532	$ 25,532	$ 25,532	$ 25,532	$ 25,532	$ 25,532	$ 25,532
4954	601002386	380.0	$ 12,766	$ 12,766	$ 12,766	$ 12,766	$ 12,766	$ 12,766	$ 12,766	$ 12,766	$ 12,766	$ 12,766	$ 12,766	$ 12,766
4955	601002387	303.3	$ -	$ -	$ -	$ -	$ -	$ -	$ -	$ -	$ -	$ -	$ -	$ -
4956	601002388	390.0	$ -	$ -	$ -	$ -	$ -	$ -	$ -	$ -	$ -	$ -	$ -	$ -
4957	601002389	391.2	$ -	$ -	$ -	$ -	$ -	$ -	$ -	$ -	$ -	$ -	$ -	$ -
4958	601002389	397.0	$ -	$ -	$ -	$ -	$ -	$ -	$ -	$ -	$ -	$ -	$ -	$ -
4959	601002389	398.0	$ -	$ -	$ -	$ -	$ -	$ -	$ -	$ -	$ -	$ -	$ -	$ -
4960	T626002392	368.0	$ -	$ -	$ -	$ -	$ -	$ -	$ -	$ -	$ -	$ -	$ -	$ -
4961	T626002392	369.0	$ -	$ -	$ -	$ -	$ -	$ -	$ -	$ -	$ -	$ -	$ -	$ -
4962	T624002394	367.1	$ -	$ -	$ -	$ -	$ -	$ -	$ -	$ -	$ -	$ -	$ -	$ -
4963	T624002394	368.0	$ -	$ -	$ -	$ -	$ -	$ -	$ -	$ -	$ -	$ -	$ -	$ -
4964	T624002394	369.0	$ -	$ -	$ -	$ -	$ -	$ -	$ -	$ -	$ -	$ -	$ -	$ -
4965	T624002395	367.1	$ -	$ -	$ -	$ -	$ -	$ -	$ 175,721	$ 175,721	$ 175,721	$ 175,721	$ 175,721	$ 175,721
4966	T624002395	368.0	$ -	$ -	$ -	$ -	$ -	$ -	$ 25,103	$ 25,103	$ 25,103	$ 25,103	$ 25,103	$ 25,103
4967	T624002395	369.0	$ -	$ -	$ -	$ -	$ -	$ -	$ 50,206	$ 50,206	$ 50,206	$ 50,206	$ 50,206	$ 50,206
4968	T680002396	367.1	$ -	$ -	$ -	$ -	$ -	$ -	$ -	$ -	$ -	$ -	$ -	$ -
4969	T680002396	368.0	$ -	$ -	$ -	$ -	$ -	$ -	$ -	$ -	$ -	$ -	$ -	$ -
4970	T680002396	369.0	$ -	$ -	$ -	$ -	$ -	$ -	$ -	$ -	$ -	$ -	$ -	$ -
4971	601002397	303.3	$ -	$ -	$ -	$ -	$ -	$ -	$ -	$ -	$ -	$ -	$ -	$ -
4972	601002398	391.2	$ 46,292	$ 46,292	$ 46,292	$ 46,292	$ 46,292	$ 46,292	$ 46,292	$ 46,292	$ 46,292	$ 46,292	$ 46,292	$ 46,292
4973	601002398	397.0	$ 1,736	$ 1,736	$ 1,736	$ 1,736	$ 1,736	$ 1,736	$ 1,736	$ 1,736	$ 1,736	$ 1,736	$ 1,736	$ 1,736
4974	601002398	398.0	$ 9,837	$ 9,837	$ 9,837	$ 9,837	$ 9,837	$ 9,837	$ 9,837	$ 9,837	$ 9,837	$ 9,837	$ 9,837	$ 9,837

Sponsored by NMGC Witness Erik C. Buchanan

WP Plant 3 Gross Balances

NEW MEXICO GAS COMPANY, INC.

Gross Balances
Base Period - 12 Months Ending March 31, 2023
Future Test Year - 12 Months Ending September 30, 2025

	A	B	Z	AA	AB	AC	AD	AE	AF	AG
1										
2			Balance	Balance	Balance	Balance	Balance	Balance	Balance	Balance
3	Investment Number / Beginning Balance	FERC Account	2/28/2025	3/31/2025	4/30/2025	5/31/2025	6/30/2025	7/31/2025	8/31/2025	9/30/2025
4953	601002386	376.4	$ 25,532	$ 25,532	$ 25,532	$ 25,532	$ 25,532	$ 25,532	$ 25,532	$ 25,532
4954	601002386	380.0	$ 12,766	$ 12,766	$ 12,766	$ 12,766	$ 12,766	$ 12,766	$ 12,766	$ 12,766
4955	601002387	303.3	$ -	$ -	$ -	$ 3,242,488	$ 3,242,488	$ 3,242,488	$ 3,242,488	$ 3,242,488
4956	601002388	390.0	$ -	$ -	$ -	$ -	$ -	$ -	$ -	$ -
4957	601002389	391.2	$ -	$ -	$ -	$ -	$ -	$ -	$ -	$ -
4958	601002389	397.0	$ -	$ -	$ -	$ -	$ -	$ -	$ -	$ -
4959	601002389	398.0	$ -	$ -	$ -	$ -	$ -	$ -	$ -	$ -
4960	T626002392	368.0	$ -	$ -	$ -	$ -	$ -	$ -	$ -	$ -
4961	T626002392	369.0	$ -	$ -	$ -	$ -	$ -	$ -	$ -	$ -
4962	T624002394	367.1	$ -	$ -	$ -	$ -	$ -	$ -	$ -	$ -
4963	T624002394	368.0	$ -	$ -	$ -	$ -	$ -	$ -	$ -	$ -
4964	T624002394	369.0	$ -	$ -	$ -	$ -	$ -	$ -	$ -	$ -
4965	T624002395	367.1	$ 175,721	$ 175,721	$ 175,721	$ 175,721	$ 175,721	$ 175,721	$ 175,721	$ 175,721
4966	T624002395	368.0	$ 25,103	$ 25,103	$ 25,103	$ 25,103	$ 25,103	$ 25,103	$ 25,103	$ 25,103
4967	T624002395	369.0	$ 50,206	$ 50,206	$ 50,206	$ 50,206	$ 50,206	$ 50,206	$ 50,206	$ 50,206
4968	T680002396	367.1	$ -	$ -	$ -	$ -	$ -	$ -	$ -	$ -
4969	T680002396	368.0	$ -	$ -	$ -	$ -	$ -	$ -	$ -	$ -
4970	T680002396	369.0	$ -	$ -	$ -	$ -	$ -	$ -	$ -	$ -
4971	601002397	303.3	$ -	$ -	$ -	$ -	$ -	$ -	$ -	$ -
4972	601002398	391.2	$ 46,292	$ 46,292	$ 46,292	$ 46,292	$ 46,292	$ 46,292	$ 46,292	$ 46,292
4973	601002398	397.0	$ 1,736	$ 1,736	$ 1,736	$ 1,736	$ 1,736	$ 1,736	$ 1,736	$ 1,736
4974	601002398	398.0	$ 9,837	$ 9,837	$ 9,837	$ 9,837	$ 9,837	$ 9,837	$ 9,837	$ 9,837

NEW MEXICO GAS COMPANY, INC.

Depreciation Activity
Base Period - 12 Months Ending March 31, 2023
Future Test Year - 12 Months Ending September 30, 2025

	A	B	C	D	E	F	G	H	I	J	K	L	M	N	O	P	Q	R
1																		
2			Activity	Activity	Activity	Activity	Activity	Activity	Activity	Activity	Activity	Activity	Activity	Activity	Activity	Activity	Activity	Activity
3	Investment Number / Beginning Balance	FERC Account	4/30/2023	5/31/2023	6/30/2023	7/31/2023	8/31/2023	9/30/2023	10/31/2023	11/30/2023	12/31/2023	1/31/2024	2/29/2024	3/31/2024	4/30/2024	5/31/2024	6/30/2024	7/31/2024
4	Beginning Balance	303.1	$ -	$ -	$ -	$ -	$ -	$ -	$ -	$ -	$ -	$ -	$ -	$ -	$ -	$ -	$ -	$ -
5	Beginning Balance	303.2	$ -	$ -	$ -	$ -	$ -	$ -	$ -	$ -	$ -	$ -	$ -	$ -	$ -	$ -	$ -	$ -
6	Beginning Balance	303.3	$ 225,116	$ 225,116	$ 225,116	$ 225,116	$ 225,116	$ 225,116	$ 225,116	$ 225,116	$ 225,116	$ 225,116	$ 225,116	$ 225,116	$ 225,116	$ 225,116	$ 225,116	$ 225,116
7	Beginning Balance	325.4	$ -	$ -	$ -	$ -	$ -	$ -	$ -	$ -	$ -	$ -	$ -	$ -	$ -	$ -	$ -	$ -
8	Beginning Balance	332.0	$ -	$ -	$ -	$ -	$ -	$ -	$ -	$ -	$ -	$ -	$ -	$ -	$ -	$ -	$ -	$ -
9	Beginning Balance	332.1	$ -	$ -	$ -	$ -	$ -	$ -	$ -	$ -	$ -	$ -	$ -	$ -	$ -	$ -	$ -	$ -
10	Beginning Balance	332.4	$ -	$ -	$ -	$ -	$ -	$ -	$ -	$ -	$ -	$ -	$ -	$ -	$ -	$ -	$ -	$ -
11	Beginning Balance	333.0	$ -	$ -	$ -	$ -	$ -	$ -	$ -	$ -	$ -	$ -	$ -	$ -	$ -	$ -	$ -	$ -
12	Beginning Balance	334.0	$ -	$ -	$ -	$ -	$ -	$ -	$ -	$ -	$ -	$ -	$ -	$ -	$ -	$ -	$ -	$ -
13	Beginning Balance	350.2	$ -	$ -	$ -	$ -	$ -	$ -	$ -	$ -	$ -	$ -	$ -	$ -	$ -	$ -	$ -	$ -
14	Beginning Balance	351.1	$ -	$ -	$ -	$ -	$ -	$ -	$ -	$ -	$ -	$ -	$ -	$ -	$ -	$ -	$ -	$ -
15	Beginning Balance	351.4	$ -	$ -	$ -	$ -	$ -	$ -	$ -	$ -	$ -	$ -	$ -	$ -	$ -	$ -	$ -	$ -
16	Beginning Balance	352.2	$ -	$ -	$ -	$ -	$ -	$ -	$ -	$ -	$ -	$ -	$ -	$ -	$ -	$ -	$ -	$ -
17	Beginning Balance	352.3	$ -	$ -	$ -	$ -	$ -	$ -	$ -	$ -	$ -	$ -	$ -	$ -	$ -	$ -	$ -	$ -
18	Beginning Balance	352.4	$ -	$ -	$ -	$ -	$ -	$ -	$ -	$ -	$ -	$ -	$ -	$ -	$ -	$ -	$ -	$ -
19	Beginning Balance	353.0	$ -	$ -	$ -	$ -	$ -	$ -	$ -	$ -	$ -	$ -	$ -	$ -	$ -	$ -	$ -	$ -
20	Beginning Balance	354.0	$ -	$ -	$ -	$ -	$ -	$ -	$ -	$ -	$ -	$ -	$ -	$ -	$ -	$ -	$ -	$ -
21	Beginning Balance	355.0	$ -	$ -	$ -	$ -	$ -	$ -	$ -	$ -	$ -	$ -	$ -	$ -	$ -	$ -	$ -	$ -
22	Beginning Balance	357.0	$ -	$ -	$ -	$ -	$ -	$ -	$ -	$ -	$ -	$ -	$ -	$ -	$ -	$ -	$ -	$ -
23	Beginning Balance	365.1	$ -	$ -	$ -	$ -	$ -	$ -	$ -	$ -	$ -	$ -	$ -	$ -	$ -	$ -	$ -	$ -
24	Beginning Balance	365.2	$ 6,498	$ 6,498	$ 6,498	$ 6,498	$ 6,498	$ 5,424	$ 5,424	$ 5,424	$ 5,424	$ 5,424	$ 5,424	$ 5,424	$ 5,424	$ 5,424	$ 5,424	$ 5,424
25	Beginning Balance	366.1	$ 2,248	$ 2,248	$ 2,248	$ 2,248	$ 2,248	$ 1,798	$ 1,798	$ 1,798	$ 1,798	$ 1,798	$ 1,798	$ 1,798	$ 1,798	$ 1,798	$ 1,798	$ 1,798
26	Beginning Balance	366.2	$ 53	$ 53	$ 53	$ 53	$ 53	$ 53	$ 53	$ 53	$ 53	$ 53	$ 53	$ 53	$ 53	$ 53	$ 53	$ 53
27	Beginning Balance	366.3	$ 904	$ 904	$ 904	$ 904	$ 904	$ 708	$ 708	$ 708	$ 708	$ 708	$ 708	$ 708	$ 708	$ 708	$ 708	$ 708
28	Beginning Balance	367.0	$ (0)	$ (0)	$ (0)	$ (0)	$ (0)	$ -	$ -	$ -	$ -	$ -	$ -	$ -	$ -	$ -	$ -	$ -
29	Beginning Balance	367.1	$ 387,011	$ 387,011	$ 387,011	$ 387,011	$ 387,011	$ 342,693	$ 342,693	$ 342,693	$ 342,693	$ 342,693	$ 342,693	$ 342,693	$ 342,693	$ 342,693	$ 342,693	$ 342,693
30	Beginning Balance	367.2	$ -	$ -	$ -	$ -	$ -	$ -	$ -	$ -	$ -	$ -	$ -	$ -	$ -	$ -	$ -	$ -
31	Beginning Balance	367.3	$ 126,917	$ 126,917	$ 126,917	$ 126,917	$ 126,917	$ 120,788	$ 120,788	$ 120,788	$ 120,788	$ 120,788	$ 120,788	$ 120,788	$ 120,788	$ 120,788	$ 120,788	$ 120,788
32	Beginning Balance	367.4	$ 7,578	$ 7,578	$ 7,578	$ 7,578	$ 7,578	$ 29,835	$ 29,835	$ 29,835	$ 29,835	$ 29,835	$ 29,835	$ 29,835	$ 29,835	$ 29,835	$ 29,835	$ 29,835
33	Beginning Balance	367.5	$ 1,355	$ 1,355	$ 1,355	$ 1,355	$ 1,355	$ 1,199	$ 1,199	$ 1,199	$ 1,199	$ 1,199	$ 1,199	$ 1,199	$ 1,199	$ 1,199	$ 1,199	$ 1,199
34	Beginning Balance	367.6	$ -	$ -	$ -	$ -	$ -	$ -	$ -	$ -	$ -	$ -	$ -	$ -	$ -	$ -	$ -	$ -
35	Beginning Balance	368.0	$ 65,562	$ 65,562	$ 65,562	$ 65,562	$ 65,562	$ 72,912	$ 72,912	$ 72,912	$ 72,912	$ 72,912	$ 72,912	$ 72,912	$ 72,912	$ 72,912	$ 72,912	$ 72,912
36	Beginning Balance	369.0	$ 103,143	$ 103,143	$ 103,143	$ 103,143	$ 103,143	$ 114,537	$ 114,537	$ 114,537	$ 114,537	$ 114,537	$ 114,537	$ 114,537	$ 114,537	$ 114,537	$ 114,537	$ 114,537
37	Beginning Balance	369.1	$ 66	$ 66	$ 66	$ 66	$ 66	$ 74	$ 74	$ 74	$ 74	$ 74	$ 74	$ 74	$ 74	$ 74	$ 74	$ 74
38	Beginning Balance	369.1	$ (23)	$ (23)	$ (23)	$ (23)	$ (23)	$ (26)	$ (26)	$ (26)	$ (26)	$ (26)	$ (26)	$ (26)	$ (26)	$ (26)	$ (26)	$ (26)
39	Beginning Balance	369.1	$ -	$ -	$ -	$ -	$ -	$ -	$ -	$ -	$ -	$ -	$ -	$ -	$ -	$ -	$ -	$ -
40	Beginning Balance	369.1	$ -	$ -	$ -	$ -	$ -	$ -	$ -	$ -	$ -	$ -	$ -	$ -	$ -	$ -	$ -	$ -
41	Beginning Balance	371.0	$ 552	$ 552	$ 552	$ 552	$ 552	$ 461	$ 461	$ 461	$ 461	$ 461	$ 461	$ 461	$ 461	$ 461	$ 461	$ 461
42	Beginning Balance	374.1	$ -	$ -	$ -	$ -	$ -	$ -	$ -	$ -	$ -	$ -	$ -	$ -	$ -	$ -	$ -	$ -
43	Beginning Balance	374.2	$ 443	$ 443	$ 443	$ 443	$ 443	$ 365	$ 365	$ 365	$ 365	$ 365	$ 365	$ 365	$ 365	$ 365	$ 365	$ 365
44	Beginning Balance	374.3	$ 1	$ 1	$ 1	$ 1	$ 1	$ 1	$ 1	$ 1	$ 1	$ 1	$ 1	$ 1	$ 1	$ 1	$ 1	$ 1
45	Beginning Balance	374.3	$ (1)	$ (1)	$ (1)	$ (1)	$ (1)	$ (0)	$ (0)	$ (0)	$ (0)	$ (0)	$ (0)	$ (0)	$ (0)	$ (0)	$ (0)	$ (0)
46	Beginning Balance	374.3	$ -	$ -	$ -	$ -	$ -	$ -	$ -	$ -	$ -	$ -	$ -	$ -	$ -	$ -	$ -	$ -
47	Beginning Balance	375.0	$ 1,045	$ 1,045	$ 1,045	$ 1,045	$ 1,045	$ 1,035	$ 1,035	$ 1,035	$ 1,035	$ 1,035	$ 1,035	$ 1,035	$ 1,035	$ 1,035	$ 1,035	$ 1,035
48	Beginning Balance	376.0	$ 0	$ (91,322)	$ -	$ -	$ -	$ -	$ -	$ -	$ -	$ -	$ -	$ -	$ -	$ -	$ -	$ -
49	Beginning Balance	376.1	$ 222,993	$ 222,993	$ 222,993	$ 222,993	$ 222,993	$ 210,339	$ 210,339	$ 210,339	$ 210,339	$ 210,339	$ 210,339	$ 210,339	$ 210,339	$ 210,339	$ 210,339	$ 210,339
50	Beginning Balance	376.2	$ 389,206	$ 389,206	$ 389,206	$ 389,206	$ 389,206	$ 404,128	$ 404,128	$ 404,128	$ 404,128	$ 404,128	$ 404,128	$ 404,128	$ 404,128	$ 404,128	$ 404,128	$ 404,128
51	Beginning Balance	376.3	$ 499	$ 499	$ 499	$ 499	$ 499	$ 1,037	$ 1,037	$ 1,037	$ 1,037	$ 1,037	$ 1,037	$ 1,037	$ 1,037	$ 1,037	$ 1,037	$ 1,037
52	Beginning Balance	376.4	$ 22,091	$ 22,091	$ 22,091	$ 22,091	$ 22,091	$ 21,753	$ 21,753	$ 21,753	$ 21,753	$ 21,753	$ 21,753	$ 21,753	$ 21,753	$ 21,753	$ 21,753	$ 21,753
53	Beginning Balance	376.5	$ 84,956	$ 84,956	$ 84,956	$ 84,956	$ 84,956	$ 256,928	$ 256,928	$ 256,928	$ 256,928	$ 256,928	$ 256,928	$ 256,928	$ 256,928	$ 256,928	$ 256,928	$ 256,928
54	Beginning Balance	376.6	$ 101	$ 101	$ 101	$ 101	$ 101	$ 95	$ 95	$ 95	$ 95	$ 95	$ 95	$ 95	$ 95	$ 95	$ 95	$ 95
55	Beginning Balance	376.6	$ (35)	$ (35)	$ (35)	$ (35)	$ (35)	$ (33)	$ (33)	$ (33)	$ (33)	$ (33)	$ (33)	$ (33)	$ (33)	$ (33)	$ (33)	$ (33)

NEW MEXICO GAS COMPANY, INC.

Depreciation Activity
Base Period - 12 Months Ending March 31, 2023
Future Test Year - 12 Months Ending September 30, 2025

	A	B	S	T	U	V	W	X	Y	Z	AA	AB	AC	AD	AE	AF
1																
2			Activity	Activity	Activity	Activity	Activity	Activity	Activity	Activity	Activity	Activity	Activity	Activity	Activity	Activity
3	Investment Number / Beginning Balance	FERC Account	8/31/2024	9/30/2024	10/31/2024	11/30/2024	12/31/2024	1/31/2025	2/28/2025	3/31/2025	4/30/2025	5/31/2025	6/30/2025	7/31/2025	8/31/2025	9/30/2025
4	Beginning Balance	303.1	$ -	$ -	$ -	$ -	$ -	$ -	$ -	$ -	$ -	$ -	$ -	$ -	$ -	$ -
5	Beginning Balance	303.2	$ -	$ -	$ -	$ -	$ -	$ -	$ -	$ -	$ -	$ -	$ -	$ -	$ -	$ -
6	Beginning Balance	303.3	$ 225,116	$ 225,116	$ 225,116	$ 225,116	$ 225,116	$ 225,116	$ 225,116	$ 225,116	$ 225,116	$ 225,116	$ 225,116	$ 225,116	$ 225,116	$ 225,116
7	Beginning Balance	325.4	$ -	$ -	$ -	$ -	$ -	$ -	$ -	$ -	$ -	$ -	$ -	$ -	$ -	$ -
8	Beginning Balance	332.0	$ -	$ -	$ -	$ -	$ -	$ -	$ -	$ -	$ -	$ -	$ -	$ -	$ -	$ -
9	Beginning Balance	332.1	$ -	$ -	$ -	$ -	$ -	$ -	$ -	$ -	$ -	$ -	$ -	$ -	$ -	$ -
10	Beginning Balance	332.4	$ -	$ -	$ -	$ -	$ -	$ -	$ -	$ -	$ -	$ -	$ -	$ -	$ -	$ -
11	Beginning Balance	333.0	$ -	$ -	$ -	$ -	$ -	$ -	$ -	$ -	$ -	$ -	$ -	$ -	$ -	$ -
12	Beginning Balance	334.0	$ -	$ -	$ -	$ -	$ -	$ -	$ -	$ -	$ -	$ -	$ -	$ -	$ -	$ -
13	Beginning Balance	350.2	$ -	$ -	$ -	$ -	$ -	$ -	$ -	$ -	$ -	$ -	$ -	$ -	$ -	$ -
14	Beginning Balance	351.1	$ -	$ -	$ -	$ -	$ -	$ -	$ -	$ -	$ -	$ -	$ -	$ -	$ -	$ -
15	Beginning Balance	351.4	$ -	$ -	$ -	$ -	$ -	$ -	$ -	$ -	$ -	$ -	$ -	$ -	$ -	$ -
16	Beginning Balance	352.2	$ -	$ -	$ -	$ -	$ -	$ -	$ -	$ -	$ -	$ -	$ -	$ -	$ -	$ -
17	Beginning Balance	352.3	$ -	$ -	$ -	$ -	$ -	$ -	$ -	$ -	$ -	$ -	$ -	$ -	$ -	$ -
18	Beginning Balance	352.4	$ -	$ -	$ -	$ -	$ -	$ -	$ -	$ -	$ -	$ -	$ -	$ -	$ -	$ -
19	Beginning Balance	353.0	$ -	$ -	$ -	$ -	$ -	$ -	$ -	$ -	$ -	$ -	$ -	$ -	$ -	$ -
20	Beginning Balance	354.0	$ -	$ -	$ -	$ -	$ -	$ -	$ -	$ -	$ -	$ -	$ -	$ -	$ -	$ -
21	Beginning Balance	355.0	$ -	$ -	$ -	$ -	$ -	$ -	$ -	$ -	$ -	$ -	$ -	$ -	$ -	$ -
22	Beginning Balance	357.0	$ -	$ -	$ -	$ -	$ -	$ -	$ -	$ -	$ -	$ -	$ -	$ -	$ -	$ -
23	Beginning Balance	365.1	$ -	$ -	$ -	$ -	$ -	$ -	$ -	$ -	$ -	$ -	$ -	$ -	$ -	$ -
24	Beginning Balance	365.2	$ 5,424	$ 5,424	$ 5,424	$ 5,424	$ 5,424	$ 5,424	$ 5,424	$ 5,424	$ 5,424	$ 5,424	$ 5,424	$ 5,424	$ 5,424	$ 5,424
25	Beginning Balance	366.1	$ 1,798	$ 1,798	$ 1,798	$ 1,798	$ 1,798	$ 1,798	$ 1,798	$ 1,798	$ 1,798	$ 1,798	$ 1,798	$ 1,798	$ 1,798	$ 1,798
26	Beginning Balance	366.2	$ 53	$ 53	$ 53	$ 53	$ 53	$ 53	$ 53	$ 53	$ 53	$ 53	$ 53	$ 53	$ 53	$ 53
27	Beginning Balance	366.3	$ 708	$ 708	$ 708	$ 708	$ 708	$ 708	$ 708	$ 708	$ 708	$ 708	$ 708	$ 708	$ 708	$ 708
28	Beginning Balance	367.0	$ -	$ -	$ -	$ -	$ -	$ -	$ -	$ -	$ -	$ -	$ -	$ -	$ -	$ -
29	Beginning Balance	367.1	$ 342,693	$ 342,693	$ 342,693	$ 342,693	$ 342,693	$ 342,693	$ 342,693	$ 342,693	$ 342,693	$ 342,693	$ 342,693	$ 342,693	$ 342,693	$ 342,693
30	Beginning Balance	367.2	$ -	$ -	$ -	$ -	$ -	$ -	$ -	$ -	$ -	$ -	$ -	$ -	$ -	$ -
31	Beginning Balance	367.3	$ 120,788	$ 120,788	$ 120,788	$ 120,788	$ 120,788	$ 120,788	$ 120,788	$ 120,788	$ 120,788	$ 120,788	$ 120,788	$ 120,788	$ 120,788	$ 120,788
32	Beginning Balance	367.4	$ 29,835	$ 29,835	$ 29,835	$ 29,835	$ 29,835	$ 29,835	$ 29,835	$ 29,835	$ 29,835	$ 29,835	$ 29,835	$ 29,835	$ 29,835	$ 29,835
33	Beginning Balance	367.5	$ 1,199	$ 1,199	$ 1,199	$ 1,199	$ 1,199	$ 1,199	$ 1,199	$ 1,199	$ 1,199	$ 1,199	$ 1,199	$ 1,199	$ 1,199	$ 1,199
34	Beginning Balance	367.6	$ -	$ -	$ -	$ -	$ -	$ -	$ -	$ -	$ -	$ -	$ -	$ -	$ -	$ -
35	Beginning Balance	368.0	$ 72,912	$ 72,912	$ 72,912	$ 72,912	$ 72,912	$ 72,912	$ 72,912	$ 72,912	$ 72,912	$ 72,912	$ 72,912	$ 72,912	$ 72,912	$ 72,912
36	Beginning Balance	369.0	$ 114,537	$ 114,537	$ 114,537	$ 114,537	$ 114,537	$ 114,537	$ 114,537	$ 114,537	$ 114,537	$ 114,537	$ 114,537	$ 114,537	$ 114,537	$ 114,537
37	Beginning Balance	369.1	$ 74	$ 74	$ 74	$ 74	$ 74	$ 74	$ 74	$ 74	$ 74	$ 74	$ 74	$ 74	$ 74	$ 74
38	Beginning Balance	369.1	$ (26)	$ (26)	$ (26)	$ (26)	$ (26)	$ (26)	$ (26)	$ (26)	$ (26)	$ (26)	$ (26)	$ (26)	$ (26)	$ (26)
39	Beginning Balance	369.1	$ -	$ -	$ -	$ -	$ -	$ -	$ -	$ -	$ -	$ -	$ -	$ -	$ -	$ -
40	Beginning Balance	369.1	$ -	$ -	$ -	$ -	$ -	$ -	$ -	$ -	$ -	$ -	$ -	$ -	$ -	$ -
41	Beginning Balance	371.0	$ 461	$ 461	$ 461	$ 461	$ 461	$ 461	$ 461	$ 461	$ 461	$ 461	$ 461	$ 461	$ 461	$ 461
42	Beginning Balance	374.1	$ -	$ -	$ -	$ -	$ -	$ -	$ -	$ -	$ -	$ -	$ -	$ -	$ -	$ -
43	Beginning Balance	374.2	$ 365	$ 365	$ 365	$ 365	$ 365	$ 365	$ 365	$ 365	$ 365	$ 365	$ 365	$ 365	$ 365	$ 365
44	Beginning Balance	374.3	$ 1	$ 1	$ 1	$ 1	$ 1	$ 1	$ 1	$ 1	$ 1	$ 1	$ 1	$ 1	$ 1	$ 1
45	Beginning Balance	374.3	$ (0)	$ (0)	$ (0)	$ (0)	$ (0)	$ (0)	$ (0)	$ (0)	$ (0)	$ (0)	$ (0)	$ (0)	$ (0)	$ (0)
46	Beginning Balance	374.3	$ -	$ -	$ -	$ -	$ -	$ -	$ -	$ -	$ -	$ -	$ -	$ -	$ -	$ -
47	Beginning Balance	375.0	$ 1,035	$ 1,035	$ 1,035	$ 1,035	$ 1,035	$ 1,035	$ 1,035	$ 1,035	$ 1,035	$ 1,035	$ 1,035	$ 1,035	$ 1,035	$ 1,035
48	Beginning Balance	376.0	$ -	$ -	$ -	$ -	$ -	$ -	$ -	$ -	$ -	$ -	$ -	$ -	$ -	$ -
49	Beginning Balance	376.1	$ 210,339	$ 210,339	$ 210,339	$ 210,339	$ 210,339	$ 210,339	$ 210,339	$ 210,339	$ 210,339	$ 210,339	$ 210,339	$ 210,339	$ 210,339	$ 210,339
50	Beginning Balance	376.2	$ 404,128	$ 404,128	$ 404,128	$ 404,128	$ 404,128	$ 404,128	$ 404,128	$ 404,128	$ 404,128	$ 404,128	$ 404,128	$ 404,128	$ 404,128	$ 404,128
51	Beginning Balance	376.3	$ 1,037	$ 1,037	$ 1,037	$ 1,037	$ 1,037	$ 1,037	$ 1,037	$ 1,037	$ 1,037	$ 1,037	$ 1,037	$ 1,037	$ 1,037	$ 1,037
52	Beginning Balance	376.4	$ 21,753	$ 21,753	$ 21,753	$ 21,753	$ 21,753	$ 21,753	$ 21,753	$ 21,753	$ 21,753	$ 21,753	$ 21,753	$ 21,753	$ 21,753	$ 21,753
53	Beginning Balance	376.5	$ 256,928	$ 256,928	$ 256,928	$ 256,928	$ 256,928	$ 256,928	$ 256,928	$ 256,928	$ 256,928	$ 256,928	$ 256,928	$ 256,928	$ 256,928	$ 256,928
54	Beginning Balance	376.6	$ 95	$ 95	$ 95	$ 95	$ 95	$ 95	$ 95	$ 95	$ 95	$ 95	$ 95	$ 95	$ 95	$ 95
55	Beginning Balance	376.6	$ (33)	$ (33)	$ (33)	$ (33)	$ (33)	$ (33)	$ (33)	$ (33)	$ (33)	$ (33)	$ (33)	$ (33)	$ (33)	$ (33)

Sponsored by NMGC Witness Erik C. Buchanan

NEW MEXICO GAS COMPANY, INC.

Depreciation Activity
Base Period - 12 Months Ending March 31, 2023
Future Test Year - 12 Months Ending September 30, 2025

	A	B	C	D	E	F	G	H	I	J	K	L	M	N	O	P	Q	R
1																		
2			Activity	Activity	Activity	Activity	Activity	Activity	Activity	Activity	Activity	Activity	Activity	Activity	Activity	Activity	Activity	Activity
3	Investment Number / Beginning Balance	FERC Account	4/30/2023	5/31/2023	6/30/2023	7/31/2023	8/31/2023	9/30/2023	10/31/2023	11/30/2023	12/31/2023	1/31/2024	2/29/2024	3/31/2024	4/30/2024	5/31/2024	6/30/2024	7/31/2024
56	Beginning Balance	376.6	$ -	$ -	$ -	$ -	$ -	$ -	$ -	$ -	$ -	$ -	$ -	$ -	$ -	$ -	$ -	$ -
57	Beginning Balance	376.6	$ 4,322	$ 4,322	$ 4,322	$ 4,322	$ 4,322	$ 4,086	$ 4,086	$ 4,086	$ 4,086	$ 4,086	$ 4,086	$ 4,086	$ 4,086	$ 4,086	$ 4,086	$ 4,086
58	Beginning Balance	376.7	$ 4,050	$ 4,050	$ 4,050	$ 4,050	$ 4,050	$ 4,213	$ 4,213	$ 4,213	$ 4,213	$ 4,213	$ 4,213	$ 4,213	$ 4,213	$ 4,213	$ 4,213	$ 4,213
59	Beginning Balance	376.7	$ (1,403)	$ (1,403)	$ (1,403)	$ (1,403)	$ (1,403)	$ (1,457)	$ (1,457)	$ (1,457)	$ (1,457)	$ (1,457)	$ (1,457)	$ (1,457)	$ (1,457)	$ (1,457)	$ (1,457)	$ (1,457)
60	Beginning Balance	376.7	$ -	$ -	$ -	$ -	$ -	$ -	$ -	$ -	$ -	$ -	$ -	$ -	$ -	$ -	$ -	$ -
61	Beginning Balance	376.7	$ 2,702	$ 2,702	$ 2,702	$ 2,702	$ 2,702	$ 2,810	$ 2,810	$ 2,810	$ 2,810	$ 2,810	$ 2,810	$ 2,810	$ 2,810	$ 2,810	$ 2,810	$ 2,810
62	Beginning Balance	376.8	$ 8	$ 8	$ 8	$ 8	$ 8	$ 8	$ 8	$ 8	$ 8	$ 8	$ 8	$ 8	$ 8	$ 8	$ 8	$ 8
63	Beginning Balance	376.8	$ (3)	$ (3)	$ (3)	$ (3)	$ (3)	$ (3)	$ (3)	$ (3)	$ (3)	$ (3)	$ (3)	$ (3)	$ (3)	$ (3)	$ (3)	$ (3)
64	Beginning Balance	376.8	$ -	$ -	$ -	$ -	$ -	$ -	$ -	$ -	$ -	$ -	$ -	$ -	$ -	$ -	$ -	$ -
65	Beginning Balance	376.9	$ 5	$ 5	$ 5	$ 5	$ 5	$ 16	$ 16	$ 16	$ 16	$ 16	$ 16	$ 16	$ 16	$ 16	$ 16	$ 16
66	Beginning Balance	376.9	$ (2)	$ (2)	$ (2)	$ (2)	$ (2)	$ (5)	$ (5)	$ (5)	$ (5)	$ (5)	$ (5)	$ (5)	$ (5)	$ (5)	$ (5)	$ (5)
67	Beginning Balance	376.9	$ -	$ -	$ -	$ -	$ -	$ -	$ -	$ -	$ -	$ -	$ -	$ -	$ -	$ -	$ -	$ -
68	Beginning Balance	377.0	$ -	$ -	$ -	$ -	$ -	$ -	$ -	$ -	$ -	$ -	$ -	$ -	$ -	$ -	$ -	$ -
69	Beginning Balance	378.0	$ 51,757	$ 51,757	$ 51,757	$ 51,757	$ 51,757	$ 43,829	$ 43,829	$ 43,829	$ 43,829	$ 43,829	$ 43,829	$ 43,829	$ 43,829	$ 43,829	$ 43,829	$ 43,829
70	Beginning Balance	378.1	$ -	$ -	$ -	$ -	$ -	$ -	$ -	$ -	$ -	$ -	$ -	$ -	$ -	$ -	$ -	$ -
71	Beginning Balance	379.0	$ 9,062	$ 9,062	$ 9,062	$ 9,062	$ 9,062	$ 6,838	$ 6,838	$ 6,838	$ 6,838	$ 6,838	$ 6,838	$ 6,838	$ 6,838	$ 6,838	$ 6,838	$ 6,838
72	Beginning Balance	380.0	$ 575,619	$ 575,619	$ 575,619	$ 575,619	$ 575,619	$ 252,710	$ 252,710	$ 252,710	$ 252,710	$ 252,710	$ 252,710	$ 252,710	$ 252,710	$ 252,710	$ 252,710	$ 252,710
73	Beginning Balance	380.1	$ 39,353	$ 39,353	$ 39,353	$ 39,353	$ 39,353	$ 17,977	$ 17,977	$ 17,977	$ 17,977	$ 17,977	$ 17,977	$ 17,977	$ 17,977	$ 17,977	$ 17,977	$ 17,977
74	Beginning Balance	380.1	$ -	$ -	$ -	$ -	$ -	$ -	$ -	$ -	$ -	$ -	$ -	$ -	$ -	$ -	$ -	$ -
75	Beginning Balance	380.1	$ 653	$ 653	$ 653	$ 653	$ 653	$ 299	$ 299	$ 299	$ 299	$ 299	$ 299	$ 299	$ 299	$ 299	$ 299	$ 299
76	Beginning Balance	380.2	$ 18	$ 18	$ 18	$ 18	$ 18	$ -	$ -	$ -	$ -	$ -	$ -	$ -	$ -	$ -	$ -	$ -
77	Beginning Balance	380.2	$ (6)	$ (6)	$ (6)	$ (6)	$ (6)	$ (3)	$ (3)	$ (3)	$ (3)	$ (3)	$ (3)	$ (3)	$ (3)	$ (3)	$ (3)	$ (3)
78	Beginning Balance	380.2	$ -	$ -	$ -	$ -	$ -	$ -	$ -	$ -	$ -	$ -	$ -	$ -	$ -	$ -	$ -	$ -
79	Beginning Balance	380.3	$ 10,875	$ 10,875	$ 10,875	$ 10,875	$ 10,875	$ 4,911	$ 4,911	$ 4,911	$ 4,911	$ 4,911	$ 4,911	$ 4,911	$ 4,911	$ 4,911	$ 4,911	$ 4,911
80	Beginning Balance	381.0	$ 251,928	$ 251,928	$ 251,928	$ 251,928	$ 251,928	$ 290,070	$ 290,070	$ 290,070	$ 290,070	$ 290,070	$ 290,070	$ 290,070	$ 290,070	$ 290,070	$ 290,070	$ 290,070
81	Beginning Balance	381.1	$ 140,585	$ 140,585	$ 140,585	$ 140,585	$ 140,585	$ 133,961	$ 133,961	$ 133,961	$ 133,961	$ 133,961	$ 133,961	$ 133,961	$ 133,961	$ 133,961	$ 133,961	$ 133,961
82	Beginning Balance	383.0	$ 10,674	$ 10,674	$ 10,674	$ 10,674	$ 10,674	$ 12,573	$ 12,573	$ 12,573	$ 12,573	$ 12,573	$ 12,573	$ 12,573	$ 12,573	$ 12,573	$ 12,573	$ 12,573
83	Beginning Balance	385.0	$ 75,385	$ 75,385	$ 75,385	$ 75,385	$ 75,385	$ 58,763	$ 58,763	$ 58,763	$ 58,763	$ 58,763	$ 58,763	$ 58,763	$ 58,763	$ 58,763	$ 58,763	$ 58,763
84	Beginning Balance	389.0	$ -	$ -	$ -	$ -	$ -	$ -	$ -	$ -	$ -	$ -	$ -	$ -	$ -	$ -	$ -	$ -
85	Beginning Balance	390.0	$ 64,326	$ 64,326	$ 64,326	$ 64,326	$ 64,326	$ 61,137	$ 61,137	$ 61,137	$ 61,137	$ 61,137	$ 61,137	$ 61,137	$ 61,137	$ 61,137	$ 61,137	$ 61,137
86	Beginning Balance	390.1	$ -	$ -	$ -	$ -	$ -	$ -	$ -	$ -	$ -	$ -	$ -	$ -	$ -	$ -	$ -	$ -
87	Beginning Balance	390.2	$ -	$ -	$ -	$ -	$ -	$ -	$ -	$ -	$ -	$ -	$ -	$ -	$ -	$ -	$ -	$ -
88	Beginning Balance	390.3	$ 7,588	$ 7,588	$ 7,588	$ 7,588	$ 7,588	$ 2,356	$ 2,356	$ 2,356	$ 2,356	$ 2,356	$ 2,356	$ 2,356	$ 2,356	$ 2,356	$ 2,356	$ 2,356
89	Beginning Balance	390.4	$ 2,203	$ 2,203	$ 2,203	$ 2,203	$ 2,203	$ 272	$ 272	$ 272	$ 272	$ 272	$ 272	$ 272	$ 272	$ 272	$ 272	$ 272
90	Beginning Balance	390.5	$ 16,356	$ (16,356)	$ -	$ -	$ -	$ -	$ -	$ -	$ -	$ -	$ -	$ -	$ -	$ -	$ -	$ -
91	Beginning Balance	390.6	$ 693	$ (693)	$ -	$ -	$ -	$ -	$ -	$ -	$ -	$ -	$ -	$ -	$ -	$ -	$ -	$ -
92	Beginning Balance	390.7	$ -	$ -	$ -	$ -	$ -	$ -	$ -	$ -	$ -	$ -	$ -	$ -	$ -	$ -	$ -	$ -
93	Beginning Balance	390.8	$ 317	$ 317	$ 317	$ 317	$ 317	$ 308	$ 308	$ 308	$ 308	$ 308	$ 308	$ 308	$ 308	$ 308	$ 308	$ 308
94	Beginning Balance	390.9	$ 13,456	$ 13,456	$ 13,456	$ 13,456	$ 13,456	$ 8,854	$ 8,854	$ 8,854	$ 8,854	$ 8,854	$ 8,854	$ 8,854	$ 8,854	$ 8,854	$ 8,854	$ 8,854
95	Beginning Balance	391.0	$ 8,371	$ 8,371	$ 8,371	$ 8,371	$ 8,371	$ 8,375	$ 8,375	$ 8,375	$ 8,375	$ 8,375	$ 8,375	$ 8,375	$ 8,375	$ 8,375	$ 8,375	$ 8,375
96	Beginning Balance	391.1	$ -	$ -	$ -	$ -	$ -	$ -	$ -	$ -	$ -	$ -	$ -	$ -	$ -	$ -	$ -	$ -
97	Beginning Balance	391.2	$ 176,335	$ 176,335	$ 176,335	$ 176,335	$ 176,335	$ 178,063	$ 178,063	$ 178,063	$ 178,063	$ 178,063	$ 178,063	$ 178,063	$ 178,063	$ 178,063	$ 178,063	$ 178,063
98	Beginning Balance	392.0	$ 36,592	$ 36,592	$ 36,592	$ 36,592	$ 36,592	$ 61,239	$ 61,239	$ 61,239	$ 61,239	$ 61,239	$ 61,239	$ 61,239	$ 61,239	$ 61,239	$ 61,239	$ 61,239
99	Beginning Balance	392.1	$ 32,935	$ 32,935	$ 32,935	$ 32,935	$ 32,935	$ 19,503	$ 19,503	$ 19,503	$ 19,503	$ 19,503	$ 19,503	$ 19,503	$ 19,503	$ 19,503	$ 19,503	$ 19,503
100	Beginning Balance	392.2	$ 25,310	$ 25,310	$ 25,310	$ 25,310	$ 25,310	$ 15,620	$ 15,620	$ 15,620	$ 15,620	$ 15,620	$ 15,620	$ 15,620	$ 15,620	$ 15,620	$ 15,620	$ 15,620
101	Beginning Balance	392.3	$ 24,086	$ 24,086	$ 24,086	$ 24,086	$ 24,086	$ 26,509	$ 26,509	$ 26,509	$ 26,509	$ 26,509	$ 26,509	$ 26,509	$ 26,509	$ 26,509	$ 26,509	$ 26,509
102	Beginning Balance	392.4	$ 1,347	$ 1,347	$ 1,347	$ 1,347	$ 1,347	$ 1,296	$ 1,296	$ 1,296	$ 1,296	$ 1,296	$ 1,296	$ 1,296	$ 1,296	$ 1,296	$ 1,296	$ 1,296
103	Beginning Balance	393.0	$ 4,267	$ 4,267	$ 4,267	$ 4,267	$ 4,267	$ 4,269	$ 4,269	$ 4,269	$ 4,269	$ 4,269	$ 4,269	$ 4,269	$ 4,269	$ 4,269	$ 4,269	$ 4,269
104	Beginning Balance	394.0	$ 87,718	$ 87,718	$ 87,718	$ 87,718	$ 87,718	$ 87,762	$ 87,762	$ 87,762	$ 87,762	$ 87,762	$ 87,762	$ 87,762	$ 87,762	$ 87,762	$ 87,762	$ 87,762
105	Beginning Balance	396.0	$ 31,861	$ 31,861	$ 31,861	$ 31,861	$ 31,861	$ 27,200	$ 27,200	$ 27,200	$ 27,200	$ 27,200	$ 27,200	$ 27,200	$ 27,200	$ 27,200	$ 27,200	$ 27,200
106	Beginning Balance	397.0	$ 26,045	$ 26,045	$ 26,045	$ 26,045	$ 26,045	$ 55,190	$ 55,190	$ 55,190	$ 55,190	$ 55,190	$ 55,190	$ 55,190	$ 55,190	$ 55,190	$ 55,190	$ 55,190
107	Beginning Balance	398.0	$ 3,350	$ 3,350	$ 3,350	$ 3,350	$ 3,350	$ 3,834	$ 3,834	$ 3,834	$ 3,834	$ 3,834	$ 3,834	$ 3,834	$ 3,834	$ 3,834	$ 3,834	$ 3,834

NEW MEXICO GAS COMPANY, INC.

Depreciation Activity
Base Period - 12 Months Ending March 31, 2023
Future Test Year - 12 Months Ending September 30, 2025

	A	B	S	T	U	V	W	X	Y	Z	AA	AB	AC	AD	AE	AF
1																
2			Activity	Activity	Activity	Activity	Activity	Activity	Activity	Activity	Activity	Activity	Activity	Activity	Activity	Activity
3	Investment Number / Beginning Balance	FERC Account	8/31/2024	9/30/2024	10/31/2024	11/30/2024	12/31/2024	1/31/2025	2/28/2025	3/31/2025	4/30/2025	5/31/2025	6/30/2025	7/31/2025	8/31/2025	9/30/2025
56	Beginning Balance	376.6	$ -	$ -	$ -	$ -	$ -	$ -	$ -	$ -	$ -	$ -	$ -	$ -	$ -	$ -
57	Beginning Balance	376.6	$ 4,086	$ 4,086	$ 4,086	$ 4,086	$ 4,086	$ 4,086	$ 4,086	$ 4,086	$ 4,086	$ 4,086	$ 4,086	$ 4,086	$ 4,086	$ 4,086
58	Beginning Balance	376.7	$ 4,213	$ 4,213	$ 4,213	$ 4,213	$ 4,213	$ 4,213	$ 4,213	$ 4,213	$ 4,213	$ 4,213	$ 4,213	$ 4,213	$ 4,213	$ 4,213
59	Beginning Balance	376.7	$ (1,457)	$ (1,457)	$ (1,457)	$ (1,457)	$ (1,457)	$ (1,457)	$ (1,457)	$ (1,457)	$ (1,457)	$ (1,457)	$ (1,457)	$ (1,457)	$ (1,457)	$ (1,457)
60	Beginning Balance	376.7	$ -	$ -	$ -	$ -	$ -	$ -	$ -	$ -	$ -	$ -	$ -	$ -	$ -	$ -
61	Beginning Balance	376.7	$ 2,810	$ 2,810	$ 2,810	$ 2,810	$ 2,810	$ 2,810	$ 2,810	$ 2,810	$ 2,810	$ 2,810	$ 2,810	$ 2,810	$ 2,810	$ 2,810
62	Beginning Balance	376.8	$ 8	$ 8	$ 8	$ 8	$ 8	$ 8	$ 8	$ 8	$ 8	$ 8	$ 8	$ 8	$ 8	$ 8
63	Beginning Balance	376.8	$ (3)	$ (3)	$ (3)	$ (3)	$ (3)	$ (3)	$ (3)	$ (3)	$ (3)	$ (3)	$ (3)	$ (3)	$ (3)	$ (3)
64	Beginning Balance	376.8	$ -	$ -	$ -	$ -	$ -	$ -	$ -	$ -	$ -	$ -	$ -	$ -	$ -	$ -
65	Beginning Balance	376.9	$ 16	$ 16	$ 16	$ 16	$ 16	$ 16	$ 16	$ 16	$ 16	$ 16	$ 16	$ 16	$ 16	$ 16
66	Beginning Balance	376.9	$ (5)	$ (5)	$ (5)	$ (5)	$ (5)	$ (5)	$ (5)	$ (5)	$ (5)	$ (5)	$ (5)	$ (5)	$ (5)	$ (5)
67	Beginning Balance	376.9	$ -	$ -	$ -	$ -	$ -	$ -	$ -	$ -	$ -	$ -	$ -	$ -	$ -	$ -
68	Beginning Balance	377.0	$ -	$ -	$ -	$ -	$ -	$ -	$ -	$ -	$ -	$ -	$ -	$ -	$ -	$ -
69	Beginning Balance	378.0	$ 43,829	$ 43,829	$ 43,829	$ 43,829	$ 43,829	$ 43,829	$ 43,829	$ 43,829	$ 43,829	$ 43,829	$ 43,829	$ 43,829	$ 43,829	$ 43,829
70	Beginning Balance	378.1	$ -	$ -	$ -	$ -	$ -	$ -	$ -	$ -	$ -	$ -	$ -	$ -	$ -	$ -
71	Beginning Balance	379.0	$ 6,838	$ 6,838	$ 6,838	$ 6,838	$ 6,838	$ 6,838	$ 6,838	$ 6,838	$ 6,838	$ 6,838	$ 6,838	$ 6,838	$ 6,838	$ 6,838
72	Beginning Balance	380.0	$ 252,710	$ 252,710	$ 252,710	$ 252,710	$ 252,710	$ 252,710	$ 252,710	$ 252,710	$ 252,710	$ 252,710	$ 252,710	$ 252,710	$ 252,710	$ 252,710
73	Beginning Balance	380.1	$ 17,977	$ 17,977	$ 17,977	$ 17,977	$ 17,977	$ 17,977	$ 17,977	$ 17,977	$ 17,977	$ 17,977	$ 17,977	$ 17,977	$ 17,977	$ 17,977
74	Beginning Balance	380.1	$ -	$ -	$ -	$ -	$ -	$ -	$ -	$ -	$ -	$ -	$ -	$ -	$ -	$ -
75	Beginning Balance	380.1	$ 299	$ 299	$ 299	$ 299	$ 299	$ 299	$ 299	$ 299	$ 299	$ 299	$ 299	$ 299	$ 299	$ 299
76	Beginning Balance	380.2	$ -	$ -	$ -	$ -	$ -	$ -	$ -	$ -	$ -	$ -	$ -	$ -	$ -	$ -
77	Beginning Balance	380.2	$ (3)	$ (3)	$ (3)	$ (3)	$ (3)	$ (3)	$ (3)	$ (3)	$ (3)	$ (3)	$ (3)	$ (3)	$ (3)	$ (3)
78	Beginning Balance	380.2	$ -	$ -	$ -	$ -	$ -	$ -	$ -	$ -	$ -	$ -	$ -	$ -	$ -	$ -
79	Beginning Balance	380.3	$ 4,911	$ 4,911	$ 4,911	$ 4,911	$ 4,911	$ 4,911	$ 4,911	$ 4,911	$ 4,911	$ 4,911	$ 4,911	$ 4,911	$ 4,911	$ 4,911
80	Beginning Balance	381.0	$ 290,070	$ 290,070	$ 290,070	$ 290,070	$ 290,070	$ 290,070	$ 290,070	$ 290,070	$ 290,070	$ 290,070	$ 290,070	$ 290,070	$ 290,070	$ 290,070
81	Beginning Balance	381.1	$ 133,961	$ 133,961	$ 133,961	$ 133,961	$ 133,961	$ 133,961	$ 133,961	$ 133,961	$ 133,961	$ 133,961	$ 133,961	$ 133,961	$ 133,961	$ 133,961
82	Beginning Balance	383.0	$ 12,573	$ 12,573	$ 12,573	$ 12,573	$ 12,573	$ 12,573	$ 12,573	$ 12,573	$ 12,573	$ 12,573	$ 12,573	$ 12,573	$ 12,573	$ 12,573
83	Beginning Balance	385.0	$ 58,763	$ 58,763	$ 58,763	$ 58,763	$ 58,763	$ 58,763	$ 58,763	$ 58,763	$ 58,763	$ 58,763	$ 58,763	$ 58,763	$ 58,763	$ 58,763
84	Beginning Balance	389.0	$ -	$ -	$ -	$ -	$ -	$ -	$ -	$ -	$ -	$ -	$ -	$ -	$ -	$ -
85	Beginning Balance	390.0	$ 61,137	$ 61,137	$ 61,137	$ 61,137	$ 61,137	$ 61,137	$ 61,137	$ 61,137	$ 61,137	$ 61,137	$ 61,137	$ 61,137	$ 61,137	$ 61,137
86	Beginning Balance	390.1	$ -	$ -	$ -	$ -	$ -	$ -	$ -	$ -	$ -	$ -	$ -	$ -	$ -	$ -
87	Beginning Balance	390.2	$ -	$ -	$ -	$ -	$ -	$ -	$ -	$ -	$ -	$ -	$ -	$ -	$ -	$ -
88	Beginning Balance	390.3	$ 2,356	$ 2,356	$ 2,356	$ 2,356	$ 2,356	$ 2,356	$ 2,356	$ 2,356	$ 2,356	$ 2,356	$ 2,356	$ 2,356	$ 2,356	$ 2,356
89	Beginning Balance	390.4	$ 272	$ 272	$ 272	$ 272	$ 272	$ 272	$ 272	$ 272	$ 272	$ 113	$ -	$ -	$ -	$ -
90	Beginning Balance	390.5	$ -	$ -	$ -	$ -	$ -	$ -	$ -	$ -	$ -	$ -	$ -	$ -	$ -	$ -
91	Beginning Balance	390.6	$ -	$ -	$ -	$ -	$ -	$ -	$ -	$ -	$ -	$ -	$ -	$ -	$ -	$ -
92	Beginning Balance	390.7	$ -	$ -	$ -	$ -	$ -	$ -	$ -	$ -	$ -	$ -	$ -	$ -	$ -	$ -
93	Beginning Balance	390.8	$ 308	$ 308	$ 308	$ 308	$ 308	$ 308	$ 308	$ 308	$ 308	$ 308	$ 308	$ 308	$ 308	$ 308
94	Beginning Balance	390.9	$ 8,854	$ 8,854	$ 8,854	$ 8,854	$ 8,854	$ 8,854	$ 8,854	$ 8,854	$ 8,854	$ 8,854	$ 8,854	$ 8,854	$ 8,854	$ 8,854
95	Beginning Balance	391.0	$ 8,375	$ 8,375	$ 8,375	$ 8,375	$ 8,375	$ 8,375	$ 8,375	$ 8,375	$ 8,375	$ 8,375	$ 8,375	$ 8,375	$ 8,375	$ 8,375
96	Beginning Balance	391.1	$ -	$ -	$ -	$ -	$ -	$ -	$ -	$ -	$ -	$ -	$ -	$ -	$ -	$ -
97	Beginning Balance	391.2	$ 178,063	$ 178,063	$ 178,063	$ 178,063	$ 178,063	$ 178,063	$ 178,063	$ 178,063	$ 178,063	$ 178,063	$ 178,063	$ 178,063	$ 178,063	$ 178,063
98	Beginning Balance	392.0	$ 61,239	$ 61,239	$ 61,239	$ 61,239	$ 61,239	$ 61,239	$ 61,239	$ 61,239	$ 61,239	$ 61,239	$ 61,239	$ 61,239	$ 61,239	$ 61,239
99	Beginning Balance	392.1	$ 19,503	$ 19,503	$ 19,503	$ 19,503	$ 19,503	$ 19,503	$ 19,503	$ 19,503	$ 19,503	$ 19,503	$ 19,503	$ 19,503	$ 19,503	$ 19,503
100	Beginning Balance	392.2	$ 15,620	$ 15,620	$ 15,620	$ 15,620	$ 15,620	$ 15,620	$ 15,620	$ 15,620	$ 15,620	$ 15,620	$ 15,620	$ 15,620	$ 15,620	$ 15,620
101	Beginning Balance	392.3	$ 26,509	$ 26,509	$ 26,509	$ 26,509	$ 26,509	$ 26,509	$ 26,509	$ 26,509	$ 26,509	$ 26,509	$ 26,509	$ 26,509	$ 26,509	$ 26,509
102	Beginning Balance	392.4	$ 1,296	$ 1,296	$ 1,296	$ 1,296	$ 1,296	$ 1,296	$ 1,296	$ 1,296	$ 1,296	$ 1,296	$ 1,296	$ 1,296	$ 1,296	$ 1,296
103	Beginning Balance	393.0	$ 4,269	$ 4,269	$ 4,269	$ 4,269	$ 4,269	$ 4,269	$ 4,269	$ 4,269	$ 4,269	$ 4,269	$ 4,269	$ 4,269	$ 4,269	$ 4,269
104	Beginning Balance	394.0	$ 87,762	$ 87,762	$ 87,762	$ 87,762	$ 87,762	$ 87,762	$ 87,762	$ 87,762	$ 87,762	$ 87,762	$ 87,762	$ 87,762	$ 87,762	$ 87,762
105	Beginning Balance	396.0	$ 27,200	$ 27,200	$ 27,200	$ 27,200	$ 27,200	$ 27,200	$ 27,200	$ 27,200	$ 27,200	$ 27,200	$ 27,200	$ 27,200	$ 27,200	$ 27,200
106	Beginning Balance	397.0	$ 55,190	$ 55,190	$ 55,190	$ 55,190	$ 55,190	$ 55,190	$ 55,190	$ 55,190	$ 55,190	$ 55,190	$ 55,190	$ 55,190	$ 55,190	$ 55,190
107	Beginning Balance	398.0	$ 3,834	$ 3,834	$ 3,834	$ 3,834	$ 3,834	$ 3,834	$ 3,834	$ 3,834	$ 3,834	$ 3,834	$ 3,834	$ 3,834	$ 3,834	$ 3,834

NEW MEXICO GAS COMPANY, INC.

Depreciation Activity
Base Period - 12 Months Ending March 31, 2023
Future Test Year - 12 Months Ending September 30, 2025

	A	B	C	D	E	F	G	H	I	J	K	L	M	N	O	P	Q	R
1																		
2			Activity	Activity	Activity	Activity	Activity	Activity	Activity	Activity	Activity	Activity	Activity	Activity	Activity	Activity	Activity	Activity
3	Investment Number / Beginning Balance	FERC Account	4/30/2023	5/31/2023	6/30/2023	7/31/2023	8/31/2023	9/30/2023	10/31/2023	11/30/2023	12/31/2023	1/31/2024	2/29/2024	3/31/2024	4/30/2024	5/31/2024	6/30/2024	7/31/2024
108	Beginning Balance	398.5	$ -	$ -	$ -	$ -	$ -	$ 9,285	$ 9,285	$ 9,285	$ 9,285	$ 9,285	$ 9,285	$ 9,285	$ 9,285	$ 9,285	$ 9,285	$ 9,285
109	Beginning Balance	398.6	$ -	$ -	$ -	$ -	$ -	$ 604	$ 604	$ 604	$ 604	$ 604	$ 604	$ 604	$ 604	$ 604	$ 604	$ 604
110	Beginning Balance	398.7	$ -	$ -	$ -	$ -	$ -	$ -	$ -	$ -	$ -	$ -	$ -	$ -	$ -	$ -	$ -	$ -
111	Beginning Balance	399.1	$ 25	$ 25	$ 25	$ 25	$ 25	$ -	$ -	$ -	$ -	$ -	$ -	$ -	$ -	$ -	$ -	$ -
112	FORMULA CHANGES H	0.0	$ -	$ -	$ -	$ -	$ -	$ -	$ -	$ -	$ -	$ -	$ -	$ -	$ -	$ -	$ -	$ -
113	111111111	376.1	$ -	$ -	$ -	$ 0	$ 0	$ 0	$ 0	$ 0	$ 0	$ 0	$ 0	$ 0	$ 0	$ 0	$ 0	$ 0
114	111111111	376.2	$ -	$ -	$ -	$ 0	$ 0	$ 0	$ 0	$ 0	$ 0	$ 0	$ 0	$ 0	$ 0	$ 0	$ 0	$ 0
115	111111111	376.4	$ -	$ -	$ -	$ 0	$ 0	$ 0	$ 0	$ 0	$ 0	$ 0	$ 0	$ 0	$ 0	$ 0	$ 0	$ 0
116	111111111	380.0	$ -	$ -	$ -	$ 0	$ 0	$ 0	$ 0	$ 0	$ 0	$ 0	$ 0	$ 0	$ 0	$ 0	$ 0	$ 0
117	222222222	303.3	$ -	$ -	$ -	$ -	$ -	$ -	$ -	$ -	$ -	$ -	$ -	$ -	$ -	$ -	$ -	$ -
118	333333333	390.0	$ -	$ -	$ -	$ -	$ -	$ -	$ -	$ -	$ -	$ -	$ -	$ -	$ -	$ -	$ -	$ -
119	444444444	367.1	$ -	$ -	$ -	$ -	$ -	$ -	$ -	$ -	$ -	$ -	$ -	$ -	$ -	$ -	$ -	$ -
120	444444444	368.0	$ -	$ -	$ -	$ -	$ -	$ -	$ -	$ -	$ -	$ -	$ -	$ -	$ -	$ -	$ -	$ -
121	444444444	369.0	$ -	$ -	$ -	$ -	$ -	$ -	$ -	$ -	$ -	$ -	$ -	$ -	$ -	$ -	$ -	$ -
122	T680000001		$ -	$ -	$ -	$ -	$ -	$ -	$ -	$ -	$ -	$ -	$ -	$ -	$ -	$ -	$ -	$ -
123	T626000002		$ -	$ -	$ -	$ -	$ -	$ -	$ -	$ -	$ -	$ -	$ -	$ -	$ -	$ -	$ -	$ -
124	T626000003		$ -	$ -	$ -	$ -	$ -	$ -	$ -	$ -	$ -	$ -	$ -	$ -	$ -	$ -	$ -	$ -
125	T660000004		$ -	$ -	$ -	$ -	$ -	$ -	$ -	$ -	$ -	$ -	$ -	$ -	$ -	$ -	$ -	$ -
126	T621000005		$ -	$ -	$ -	$ -	$ -	$ -	$ -	$ -	$ -	$ -	$ -	$ -	$ -	$ -	$ -	$ -
127	T610000006		$ -	$ -	$ -	$ -	$ -	$ -	$ -	$ -	$ -	$ -	$ -	$ -	$ -	$ -	$ -	$ -
128	T610000007		$ -	$ -	$ -	$ -	$ -	$ -	$ -	$ -	$ -	$ -	$ -	$ -	$ -	$ -	$ -	$ -
129	T680000008	367.1	$ -	$ -	$ -	$ -	$ -	$ -	$ -	$ -	$ -	$ -	$ -	$ -	$ -	$ -	$ -	$ -
130	T680000008	368.0	$ -	$ -	$ -	$ -	$ -	$ -	$ -	$ -	$ -	$ -	$ -	$ -	$ -	$ -	$ -	$ -
131	T680000008	369.0	$ -	$ -	$ -	$ -	$ -	$ -	$ -	$ -	$ -	$ -	$ -	$ -	$ -	$ -	$ -	$ -
132	601000009		$ -	$ -	$ -	$ -	$ -	$ -	$ -	$ -	$ -	$ -	$ -	$ -	$ -	$ -	$ -	$ -
133	601000010		$ -	$ -	$ -	$ -	$ -	$ -	$ -	$ -	$ -	$ -	$ -	$ -	$ -	$ -	$ -	$ -
134	601000011		$ -	$ -	$ -	$ -	$ -	$ -	$ -	$ -	$ -	$ -	$ -	$ -	$ -	$ -	$ -	$ -
135	601000012	391.2	$ -	$ -	$ -	$ -	$ -	$ -	$ -	$ -	$ -	$ -	$ -	$ -	$ -	$ -	$ -	$ -
136	601000012	397.0	$ -	$ -	$ -	$ -	$ -	$ -	$ -	$ -	$ -	$ -	$ -	$ -	$ -	$ -	$ -	$ -
137	601000012	398.0	$ -	$ -	$ -	$ -	$ -	$ -	$ -	$ -	$ -	$ -	$ -	$ -	$ -	$ -	$ -	$ -
138	601000013		$ -	$ -	$ -	$ -	$ -	$ -	$ -	$ -	$ -	$ -	$ -	$ -	$ -	$ -	$ -	$ -
139	601000014		$ -	$ -	$ -	$ -	$ -	$ -	$ -	$ -	$ -	$ -	$ -	$ -	$ -	$ -	$ -	$ -
140	601000015		$ -	$ -	$ -	$ -	$ -	$ -	$ -	$ -	$ -	$ -	$ -	$ -	$ -	$ -	$ -	$ -
141	601000016		$ -	$ -	$ -	$ -	$ -	$ -	$ -	$ -	$ -	$ -	$ -	$ -	$ -	$ -	$ -	$ -
142	601000017		$ -	$ -	$ -	$ -	$ -	$ -	$ -	$ -	$ -	$ -	$ -	$ -	$ -	$ -	$ -	$ -
143	601000018		$ -	$ -	$ -	$ -	$ -	$ -	$ -	$ -	$ -	$ -	$ -	$ -	$ -	$ -	$ -	$ -
144	601000019		$ -	$ -	$ -	$ -	$ -	$ -	$ -	$ -	$ -	$ -	$ -	$ -	$ -	$ -	$ -	$ -
145	601000020		$ -	$ -	$ -	$ -	$ -	$ -	$ -	$ -	$ -	$ -	$ -	$ -	$ -	$ -	$ -	$ -
146	601000021		$ -	$ -	$ -	$ -	$ -	$ -	$ -	$ -	$ -	$ -	$ -	$ -	$ -	$ -	$ -	$ -
147	601000022		$ -	$ -	$ -	$ -	$ -	$ -	$ -	$ -	$ -	$ -	$ -	$ -	$ -	$ -	$ -	$ -
148	601000023	303.3	$ -	$ -	$ -	$ -	$ -	$ -	$ -	$ -	$ -	$ -	$ -	$ -	$ -	$ -	$ -	$ -
149	601000024	303.3	$ -	$ -	$ -	$ -	$ -	$ -	$ -	$ -	$ -	$ -	$ -	$ -	$ -	$ -	$ -	$ -
150	601000025	303.3	$ -	$ -	$ -	$ 16	$ 16	$ 16	$ 16	$ 16	$ 16	$ 16	$ 16	$ 16	$ 16	$ 16	$ 16	$ 16
151	601000026	303.3	$ -	$ -	$ -	$ -	$ -	$ -	$ -	$ -	$ -	$ -	$ -	$ -	$ -	$ -	$ -	$ -
152	601000027	303.3	$ -	$ -	$ -	$ -	$ -	$ -	$ -	$ -	$ -	$ -	$ -	$ -	$ -	$ -	$ -	$ -
153	601000028	303.3	$ -	$ -	$ -	$ -	$ -	$ -	$ -	$ -	$ -	$ -	$ -	$ -	$ -	$ -	$ -	$ -
154	601000029	367.1	$ -	$ -	$ -	$ -	$ -	$ -	$ -	$ -	$ -	$ -	$ -	$ -	$ -	$ -	$ -	$ -
155	601000029	368.0	$ -	$ -	$ -	$ -	$ -	$ -	$ -	$ -	$ -	$ -	$ -	$ -	$ -	$ -	$ -	$ -
156	601000029	369.0	$ -	$ -	$ -	$ -	$ -	$ -	$ -	$ -	$ -	$ -	$ -	$ -	$ -	$ -	$ -	$ -
157	610000030	376.1	$ -	$ -	$ -	$ -	$ -	$ -	$ -	$ -	$ -	$ -	$ -	$ -	$ -	$ -	$ -	$ -
158	610000030	376.2	$ -	$ -	$ -	$ -	$ -	$ -	$ -	$ -	$ -	$ -	$ -	$ -	$ -	$ -	$ -	$ -
159	610000030	376.4	$ -	$ -	$ -	$ -	$ -	$ -	$ -	$ -	$ -	$ -	$ -	$ -	$ -	$ -	$ -	$ -

NEW MEXICO GAS COMPANY, INC.

Depreciation Activity
Base Period - 12 Months Ending March 31, 2023
Future Test Year - 12 Months Ending September 30, 2025

	A	B	S	T	U	V	W	X	Y	Z	AA	AB	AC	AD	AE	AF
1																
2			Activity	Activity	Activity	Activity	Activity	Activity	Activity	Activity	Activity	Activity	Activity	Activity	Activity	Activity
3	Investment Number / Beginning Balance	FERC Account	8/31/2024	9/30/2024	10/31/2024	11/30/2024	12/31/2024	1/31/2025	2/28/2025	3/31/2025	4/30/2025	5/31/2025	6/30/2025	7/31/2025	8/31/2025	9/30/2025
108	Beginning Balance	398.5	$ 9,285	$ 9,285	$ 9,285	$ 9,285	$ 9,285	$ 9,285	$ 9,285	$ 9,285	$ 9,285	$ 9,285	$ 9,285	$ 9,285	$ 9,285	$ 9,285
109	Beginning Balance	398.6	$ 604	$ 604	$ 604	$ 604	$ 604	$ 604	$ 604	$ 604	$ 604	$ 604	$ 604	$ 604	$ 604	$ 604
110	Beginning Balance	398.7	$ -	$ -	$ -	$ -	$ -	$ -	$ -	$ -	$ -	$ -	$ -	$ -	$ -	$ -
111	Beginning Balance	399.1	$ -	$ -	$ -	$ -	$ -	$ -	$ -	$ -	$ -	$ -	$ -	$ -	$ -	$ -
112	FORMULA CHANGES H	0.0	$ -	$ -	$ -	$ -	$ -	$ -	$ -	$ -	$ -	$ -	$ -	$ -	$ -	$ -
113	111111111	376.1	$ 0	$ 0	$ 0	$ 0	$ 0	$ 0	$ 0	$ 0	$ 0	$ 0	$ 0	$ 0	$ 0	$ 0
114	111111111	376.2	$ 0	$ 0	$ 0	$ 0	$ 0	$ 0	$ 0	$ 0	$ 0	$ 0	$ 0	$ 0	$ 0	$ 0
115	111111111	376.4	$ 0	$ 0	$ 0	$ 0	$ 0	$ 0	$ 0	$ 0	$ 0	$ 0	$ 0	$ 0	$ 0	$ 0
116	111111111	380.0	$ 0	$ 0	$ 0	$ 0	$ 0	$ 0	$ 0	$ 0	$ 0	$ 0	$ 0	$ 0	$ 0	$ 0
117	222222222	303.3	$ -	$ -	$ -	$ -	$ -	$ -	$ -	$ -	$ -	$ -	$ -	$ -	$ -	$ -
118	333333333	390.0	$ -	$ -	$ -	$ -	$ -	$ -	$ -	$ -	$ -	$ -	$ -	$ -	$ -	$ -
119	444444444	367.1	$ -	$ -	$ -	$ -	$ -	$ -	$ -	$ -	$ -	$ -	$ -	$ -	$ -	$ -
120	444444444	368.0	$ -	$ -	$ -	$ -	$ -	$ -	$ -	$ -	$ -	$ -	$ -	$ -	$ -	$ -
121	444444444	369.0	$ -	$ -	$ -	$ -	$ -	$ -	$ -	$ -	$ -	$ -	$ -	$ -	$ -	$ -
122	T680000001		$ -	$ -	$ -	$ -	$ -	$ -	$ -	$ -	$ -	$ -	$ -	$ -	$ -	$ -
123	T626000002		$ -	$ -	$ -	$ -	$ -	$ -	$ -	$ -	$ -	$ -	$ -	$ -	$ -	$ -
124	T626000003		$ -	$ -	$ -	$ -	$ -	$ -	$ -	$ -	$ -	$ -	$ -	$ -	$ -	$ -
125	T660000004		$ -	$ -	$ -	$ -	$ -	$ -	$ -	$ -	$ -	$ -	$ -	$ -	$ -	$ -
126	T621000005		$ -	$ -	$ -	$ -	$ -	$ -	$ -	$ -	$ -	$ -	$ -	$ -	$ -	$ -
127	T610000006		$ -	$ -	$ -	$ -	$ -	$ -	$ -	$ -	$ -	$ -	$ -	$ -	$ -	$ -
128	T610000007		$ -	$ -	$ -	$ -	$ -	$ -	$ -	$ -	$ -	$ -	$ -	$ -	$ -	$ -
129	T680000008	367.1	$ -	$ -	$ -	$ -	$ -	$ -	$ -	$ -	$ -	$ -	$ -	$ -	$ -	$ -
130	T680000008	368.0	$ -	$ -	$ -	$ -	$ -	$ -	$ -	$ -	$ -	$ -	$ -	$ -	$ -	$ -
131	T680000008	369.0	$ -	$ -	$ -	$ -	$ -	$ -	$ -	$ -	$ -	$ -	$ -	$ -	$ -	$ -
132	601000009		$ -	$ -	$ -	$ -	$ -	$ -	$ -	$ -	$ -	$ -	$ -	$ -	$ -	$ -
133	601000010		$ -	$ -	$ -	$ -	$ -	$ -	$ -	$ -	$ -	$ -	$ -	$ -	$ -	$ -
134	601000011		$ -	$ -	$ -	$ -	$ -	$ -	$ -	$ -	$ -	$ -	$ -	$ -	$ -	$ -
135	601000012	391.2	$ -	$ -	$ -	$ -	$ -	$ -	$ -	$ -	$ -	$ -	$ -	$ -	$ -	$ -
136	601000012	397.0	$ -	$ -	$ -	$ -	$ -	$ -	$ -	$ -	$ -	$ -	$ -	$ -	$ -	$ -
137	601000012	398.0	$ -	$ -	$ -	$ -	$ -	$ -	$ -	$ -	$ -	$ -	$ -	$ -	$ -	$ -
138	601000013		$ -	$ -	$ -	$ -	$ -	$ -	$ -	$ -	$ -	$ -	$ -	$ -	$ -	$ -
139	601000014		$ -	$ -	$ -	$ -	$ -	$ -	$ -	$ -	$ -	$ -	$ -	$ -	$ -	$ -
140	601000015		$ -	$ -	$ -	$ -	$ -	$ -	$ -	$ -	$ -	$ -	$ -	$ -	$ -	$ -
141	601000016		$ -	$ -	$ -	$ -	$ -	$ -	$ -	$ -	$ -	$ -	$ -	$ -	$ -	$ -
142	601000017		$ -	$ -	$ -	$ -	$ -	$ -	$ -	$ -	$ -	$ -	$ -	$ -	$ -	$ -
143	601000018		$ -	$ -	$ -	$ -	$ -	$ -	$ -	$ -	$ -	$ -	$ -	$ -	$ -	$ -
144	601000019		$ -	$ -	$ -	$ -	$ -	$ -	$ -	$ -	$ -	$ -	$ -	$ -	$ -	$ -
145	601000020		$ -	$ -	$ -	$ -	$ -	$ -	$ -	$ -	$ -	$ -	$ -	$ -	$ -	$ -
146	601000021		$ -	$ -	$ -	$ -	$ -	$ -	$ -	$ -	$ -	$ -	$ -	$ -	$ -	$ -
147	601000022		$ -	$ -	$ -	$ -	$ -	$ -	$ -	$ -	$ -	$ -	$ -	$ -	$ -	$ -
148	601000023	303.3	$ -	$ -	$ -	$ -	$ -	$ -	$ -	$ -	$ -	$ -	$ -	$ -	$ -	$ -
149	601000024	303.3	$ -	$ -	$ -	$ -	$ -	$ -	$ -	$ -	$ -	$ -	$ -	$ -	$ -	$ -
150	601000025	303.3	$ 16	$ 16	$ 16	$ 16	$ 16	$ 16	$ 16	$ 16	$ 16	$ 16	$ 16	$ 16	$ 16	$ 16
151	601000026	303.3	$ -	$ -	$ -	$ -	$ -	$ -	$ -	$ -	$ -	$ -	$ -	$ -	$ -	$ -
152	601000027	303.3	$ -	$ -	$ -	$ -	$ -	$ -	$ -	$ -	$ -	$ -	$ -	$ -	$ -	$ -
153	601000028	303.3	$ -	$ -	$ -	$ -	$ -	$ -	$ -	$ -	$ -	$ -	$ -	$ -	$ -	$ -
154	601000029	367.1	$ -	$ -	$ -	$ -	$ -	$ -	$ -	$ -	$ -	$ -	$ -	$ -	$ -	$ -
155	601000029	368.0	$ -	$ -	$ -	$ -	$ -	$ -	$ -	$ -	$ -	$ -	$ -	$ -	$ -	$ -
156	601000029	369.0	$ -	$ -	$ -	$ -	$ -	$ -	$ -	$ -	$ -	$ -	$ -	$ -	$ -	$ -
157	610000030	376.1	$ -	$ -	$ -	$ -	$ -	$ -	$ -	$ -	$ -	$ -	$ -	$ -	$ -	$ -
158	610000030	376.2	$ -	$ -	$ -	$ -	$ -	$ -	$ -	$ -	$ -	$ -	$ -	$ -	$ -	$ -
159	610000030	376.4	$ -	$ -	$ -	$ -	$ -	$ -	$ -	$ -	$ -	$ -	$ -	$ -	$ -	$ -

NEW MEXICO GAS COMPANY, INC.

Depreciation Activity
Base Period - 12 Months Ending March 31, 2023
Future Test Year - 12 Months Ending September 30, 2025

	A	B	C	D	E	F	G	H	I	J	K	L	M	N	O	P	Q	R
1																		
2			Activity	Activity	Activity	Activity	Activity	Activity	Activity	Activity	Activity	Activity	Activity	Activity	Activity	Activity	Activity	Activity
3	Investment Number / Beginning Balance	FERC Account	4/30/2023	5/31/2023	6/30/2023	7/31/2023	8/31/2023	9/30/2023	10/31/2023	11/30/2023	12/31/2023	1/31/2024	2/29/2024	3/31/2024	4/30/2024	5/31/2024	6/30/2024	7/31/2024
160	610000030	380.0	$ -	$ -	$ -	$ -	$ -	$ -	$ -	$ -	$ -	$ -	$ -	$ -	$ -	$ -	$ -	$ -
161	T624000031	367.1	$ -	$ -	$ -	$ -	$ -	$ -	$ -	$ -	$ -	$ -	$ -	$ -	$ -	$ -	$ -	$ -
162	T624000031	368.0	$ -	$ -	$ -	$ -	$ -	$ -	$ -	$ -	$ -	$ -	$ -	$ -	$ -	$ -	$ -	$ -
163	T624000031	369.0	$ -	$ -	$ -	$ -	$ -	$ -	$ -	$ -	$ -	$ -	$ -	$ -	$ -	$ -	$ -	$ -
164	626000032		$ -	$ -	$ -	$ -	$ -	$ -	$ -	$ -	$ -	$ -	$ -	$ -	$ -	$ -	$ -	$ -
165	624000033	376.1	$ -	$ -	$ -	$ -	$ -	$ -	$ -	$ -	$ -	$ -	$ -	$ -	$ -	$ -	$ -	$ -
166	624000033	376.2	$ -	$ -	$ -	$ -	$ -	$ -	$ -	$ -	$ -	$ -	$ -	$ -	$ -	$ -	$ -	$ -
167	624000033	376.4	$ -	$ -	$ -	$ -	$ -	$ -	$ -	$ -	$ -	$ -	$ -	$ -	$ -	$ -	$ -	$ -
168	624000033	380.0	$ -	$ -	$ -	$ -	$ -	$ -	$ -	$ -	$ -	$ -	$ -	$ -	$ -	$ -	$ -	$ -
169	627000034	376.1	$ -	$ -	$ -	$ -	$ -	$ -	$ -	$ -	$ -	$ -	$ -	$ -	$ -	$ -	$ -	$ -
170	627000034	376.2	$ -	$ -	$ -	$ -	$ -	$ -	$ -	$ -	$ -	$ -	$ -	$ -	$ -	$ -	$ -	$ -
171	627000034	376.4	$ -	$ -	$ -	$ -	$ -	$ -	$ -	$ -	$ -	$ -	$ -	$ -	$ -	$ -	$ -	$ -
172	627000034	380.0	$ -	$ -	$ -	$ -	$ -	$ -	$ -	$ -	$ -	$ -	$ -	$ -	$ -	$ -	$ -	$ -
173	620000035		$ -	$ -	$ -	$ -	$ -	$ -	$ -	$ -	$ -	$ -	$ -	$ -	$ -	$ -	$ -	$ -
174	620000036		$ -	$ -	$ -	$ -	$ -	$ -	$ -	$ -	$ -	$ -	$ -	$ -	$ -	$ -	$ -	$ -
175	632000037		$ -	$ -	$ -	$ -	$ -	$ -	$ -	$ -	$ -	$ -	$ -	$ -	$ -	$ -	$ -	$ -
176	633000038	376.1	$ -	$ -	$ -	$ -	$ -	$ -	$ -	$ -	$ -	$ -	$ -	$ -	$ -	$ -	$ -	$ -
177	633000038	376.2	$ -	$ -	$ -	$ -	$ -	$ -	$ -	$ -	$ -	$ -	$ -	$ -	$ -	$ -	$ -	$ -
178	633000038	376.4	$ -	$ -	$ -	$ -	$ -	$ -	$ -	$ -	$ -	$ -	$ -	$ -	$ -	$ -	$ -	$ -
179	633000038	380.0	$ -	$ -	$ -	$ -	$ -	$ -	$ -	$ -	$ -	$ -	$ -	$ -	$ -	$ -	$ -	$ -
180	T680000039		$ -	$ -	$ -	$ -	$ -	$ -	$ -	$ -	$ -	$ -	$ -	$ -	$ -	$ -	$ -	$ -
181	611000040		$ -	$ -	$ -	$ -	$ -	$ -	$ -	$ -	$ -	$ -	$ -	$ -	$ -	$ -	$ -	$ -
182	611000041		$ -	$ -	$ -	$ -	$ -	$ -	$ -	$ -	$ -	$ -	$ -	$ -	$ -	$ -	$ -	$ -
183	660000042		$ -	$ -	$ -	$ -	$ -	$ -	$ -	$ -	$ -	$ -	$ -	$ -	$ -	$ -	$ -	$ -
184	660000043		$ -	$ -	$ -	$ -	$ -	$ -	$ -	$ -	$ -	$ -	$ -	$ -	$ -	$ -	$ -	$ -
185	626000044		$ -	$ -	$ -	$ -	$ -	$ -	$ -	$ -	$ -	$ -	$ -	$ -	$ -	$ -	$ -	$ -
186	622000045		$ -	$ -	$ -	$ -	$ -	$ -	$ -	$ -	$ -	$ -	$ -	$ -	$ -	$ -	$ -	$ -
187	610000046	376.1	$ -	$ -	$ -	$ -	$ -	$ -	$ -	$ -	$ -	$ -	$ -	$ -	$ -	$ -	$ -	$ -
188	610000046	376.2	$ -	$ -	$ -	$ -	$ -	$ -	$ -	$ -	$ -	$ -	$ -	$ -	$ -	$ -	$ -	$ -
189	610000046	376.4	$ -	$ -	$ -	$ -	$ -	$ -	$ -	$ -	$ -	$ -	$ -	$ -	$ -	$ -	$ -	$ -
190	610000046	380.0	$ -	$ -	$ -	$ -	$ -	$ -	$ -	$ -	$ -	$ -	$ -	$ -	$ -	$ -	$ -	$ -
191	601000047	367.1	$ -	$ -	$ -	$ -	$ -	$ -	$ -	$ -	$ -	$ -	$ -	$ -	$ -	$ -	$ -	$ -
192	601000047	368.0	$ -	$ -	$ -	$ -	$ -	$ -	$ -	$ -	$ -	$ -	$ -	$ -	$ -	$ -	$ -	$ -
193	601000047	369.0	$ -	$ -	$ -	$ -	$ -	$ -	$ -	$ -	$ -	$ -	$ -	$ -	$ -	$ -	$ -	$ -
194	610000048	376.1	$ -	$ -	$ -	$ -	$ -	$ -	$ -	$ -	$ -	$ -	$ -	$ -	$ -	$ -	$ -	$ -
195	610000048	376.2	$ -	$ -	$ -	$ -	$ -	$ -	$ -	$ -	$ -	$ -	$ -	$ -	$ -	$ -	$ -	$ -
196	610000048	376.4	$ -	$ -	$ -	$ -	$ -	$ -	$ -	$ -	$ -	$ -	$ -	$ -	$ -	$ -	$ -	$ -
197	610000048	380.0	$ -	$ -	$ -	$ -	$ -	$ -	$ -	$ -	$ -	$ -	$ -	$ -	$ -	$ -	$ -	$ -
198	610000049	376.1	$ -	$ -	$ -	$ -	$ -	$ -	$ -	$ -	$ -	$ -	$ -	$ -	$ -	$ -	$ -	$ -
199	610000049	376.2	$ -	$ -	$ -	$ -	$ -	$ -	$ -	$ -	$ -	$ -	$ -	$ -	$ -	$ -	$ -	$ -
200	610000049	376.4	$ -	$ -	$ -	$ -	$ -	$ -	$ -	$ -	$ -	$ -	$ -	$ -	$ -	$ -	$ -	$ -
201	610000049	380.0	$ -	$ -	$ -	$ -	$ -	$ -	$ -	$ -	$ -	$ -	$ -	$ -	$ -	$ -	$ -	$ -
202	610000050	376.1	$ -	$ -	$ -	$ -	$ -	$ -	$ -	$ -	$ -	$ -	$ -	$ -	$ -	$ -	$ -	$ -
203	610000050	376.2	$ -	$ -	$ -	$ -	$ -	$ -	$ -	$ -	$ -	$ -	$ -	$ -	$ -	$ -	$ -	$ -
204	610000050	376.4	$ -	$ -	$ -	$ -	$ -	$ -	$ -	$ -	$ -	$ -	$ -	$ -	$ -	$ -	$ -	$ -
205	610000050	380.0	$ -	$ -	$ -	$ -	$ -	$ -	$ -	$ -	$ -	$ -	$ -	$ -	$ -	$ -	$ -	$ -
206	610000051	376.1	$ -	$ -	$ -	$ -	$ -	$ -	$ -	$ -	$ -	$ -	$ -	$ -	$ -	$ -	$ -	$ -
207	610000051	376.2	$ -	$ -	$ -	$ -	$ -	$ -	$ -	$ -	$ -	$ -	$ -	$ -	$ -	$ -	$ -	$ -
208	610000051	376.4	$ -	$ -	$ -	$ -	$ -	$ -	$ -	$ -	$ -	$ -	$ -	$ -	$ -	$ -	$ -	$ -
209	610000051	380.0	$ -	$ -	$ -	$ -	$ -	$ -	$ -	$ -	$ -	$ -	$ -	$ -	$ -	$ -	$ -	$ -
210	610000052	376.1	$ -	$ -	$ -	$ -	$ -	$ -	$ -	$ -	$ -	$ -	$ -	$ -	$ -	$ -	$ -	$ -
211	610000052	376.2	$ -	$ -	$ -	$ -	$ -	$ -	$ -	$ -	$ -	$ -	$ -	$ -	$ -	$ -	$ -	$ -

NEW MEXICO GAS COMPANY, INC.

Depreciation Activity
Base Period - 12 Months Ending March 31, 2023
Future Test Year - 12 Months Ending September 30, 2025

	A	B	S	T	U	V	W	X	Y	Z	AA	AB	AC	AD	AE	AF
1																
2			Activity	Activity	Activity	Activity	Activity	Activity	Activity	Activity	Activity	Activity	Activity	Activity	Activity	Activity
3	Investment Number / Beginning Balance	FERC Account	8/31/2024	9/30/2024	10/31/2024	11/30/2024	12/31/2024	1/31/2025	2/28/2025	3/31/2025	4/30/2025	5/31/2025	6/30/2025	7/31/2025	8/31/2025	9/30/2025
160	610000030	380.0	$ -	$ -	$ -	$ -	$ -	$ -	$ -	$ -	$ -	$ -	$ -	$ -	$ -	$ -
161	T624000031	367.1	$ -	$ -	$ -	$ -	$ -	$ -	$ -	$ -	$ -	$ -	$ -	$ -	$ -	$ -
162	T624000031	368.0	$ -	$ -	$ -	$ -	$ -	$ -	$ -	$ -	$ -	$ -	$ -	$ -	$ -	$ -
163	T624000031	369.0	$ -	$ -	$ -	$ -	$ -	$ -	$ -	$ -	$ -	$ -	$ -	$ -	$ -	$ -
164	626000032		$ -	$ -	$ -	$ -	$ -	$ -	$ -	$ -	$ -	$ -	$ -	$ -	$ -	$ -
165	624000033	376.1	$ -	$ -	$ -	$ -	$ -	$ -	$ -	$ -	$ -	$ -	$ -	$ -	$ -	$ -
166	624000033	376.2	$ -	$ -	$ -	$ -	$ -	$ -	$ -	$ -	$ -	$ -	$ -	$ -	$ -	$ -
167	624000033	376.4	$ -	$ -	$ -	$ -	$ -	$ -	$ -	$ -	$ -	$ -	$ -	$ -	$ -	$ -
168	624000033	380.0	$ -	$ -	$ -	$ -	$ -	$ -	$ -	$ -	$ -	$ -	$ -	$ -	$ -	$ -
169	627000034	376.1	$ -	$ -	$ -	$ -	$ -	$ -	$ -	$ -	$ -	$ -	$ -	$ -	$ -	$ -
170	627000034	376.2	$ -	$ -	$ -	$ -	$ -	$ -	$ -	$ -	$ -	$ -	$ -	$ -	$ -	$ -
171	627000034	376.4	$ -	$ -	$ -	$ -	$ -	$ -	$ -	$ -	$ -	$ -	$ -	$ -	$ -	$ -
172	627000034	380.0	$ -	$ -	$ -	$ -	$ -	$ -	$ -	$ -	$ -	$ -	$ -	$ -	$ -	$ -
173	620000035		$ -	$ -	$ -	$ -	$ -	$ -	$ -	$ -	$ -	$ -	$ -	$ -	$ -	$ -
174	620000036		$ -	$ -	$ -	$ -	$ -	$ -	$ -	$ -	$ -	$ -	$ -	$ -	$ -	$ -
175	632000037		$ -	$ -	$ -	$ -	$ -	$ -	$ -	$ -	$ -	$ -	$ -	$ -	$ -	$ -
176	633000038	376.1	$ -	$ -	$ -	$ -	$ -	$ -	$ -	$ -	$ -	$ -	$ -	$ -	$ -	$ -
177	633000038	376.2	$ -	$ -	$ -	$ -	$ -	$ -	$ -	$ -	$ -	$ -	$ -	$ -	$ -	$ -
178	633000038	376.4	$ -	$ -	$ -	$ -	$ -	$ -	$ -	$ -	$ -	$ -	$ -	$ -	$ -	$ -
179	633000038	380.0	$ -	$ -	$ -	$ -	$ -	$ -	$ -	$ -	$ -	$ -	$ -	$ -	$ -	$ -
180	T680000039		$ -	$ -	$ -	$ -	$ -	$ -	$ -	$ -	$ -	$ -	$ -	$ -	$ -	$ -
181	611000040		$ -	$ -	$ -	$ -	$ -	$ -	$ -	$ -	$ -	$ -	$ -	$ -	$ -	$ -
182	611000041		$ -	$ -	$ -	$ -	$ -	$ -	$ -	$ -	$ -	$ -	$ -	$ -	$ -	$ -
183	660000042		$ -	$ -	$ -	$ -	$ -	$ -	$ -	$ -	$ -	$ -	$ -	$ -	$ -	$ -
184	660000043		$ -	$ -	$ -	$ -	$ -	$ -	$ -	$ -	$ -	$ -	$ -	$ -	$ -	$ -
185	626000044		$ -	$ -	$ -	$ -	$ -	$ -	$ -	$ -	$ -	$ -	$ -	$ -	$ -	$ -
186	622000045		$ -	$ -	$ -	$ -	$ -	$ -	$ -	$ -	$ -	$ -	$ -	$ -	$ -	$ -
187	610000046	376.1	$ -	$ -	$ -	$ -	$ -	$ -	$ -	$ -	$ -	$ -	$ -	$ -	$ -	$ -
188	610000046	376.2	$ -	$ -	$ -	$ -	$ -	$ -	$ -	$ -	$ -	$ -	$ -	$ -	$ -	$ -
189	610000046	376.4	$ -	$ -	$ -	$ -	$ -	$ -	$ -	$ -	$ -	$ -	$ -	$ -	$ -	$ -
190	610000046	380.0	$ -	$ -	$ -	$ -	$ -	$ -	$ -	$ -	$ -	$ -	$ -	$ -	$ -	$ -
191	601000047	367.1	$ -	$ -	$ -	$ -	$ -	$ -	$ -	$ -	$ -	$ -	$ -	$ -	$ -	$ -
192	601000047	368.0	$ -	$ -	$ -	$ -	$ -	$ -	$ -	$ -	$ -	$ -	$ -	$ -	$ -	$ -
193	601000047	369.0	$ -	$ -	$ -	$ -	$ -	$ -	$ -	$ -	$ -	$ -	$ -	$ -	$ -	$ -
194	610000048	376.1	$ -	$ -	$ -	$ -	$ -	$ -	$ -	$ -	$ -	$ -	$ -	$ -	$ -	$ -
195	610000048	376.2	$ -	$ -	$ -	$ -	$ -	$ -	$ -	$ -	$ -	$ -	$ -	$ -	$ -	$ -
196	610000048	376.4	$ -	$ -	$ -	$ -	$ -	$ -	$ -	$ -	$ -	$ -	$ -	$ -	$ -	$ -
197	610000048	380.0	$ -	$ -	$ -	$ -	$ -	$ -	$ -	$ -	$ -	$ -	$ -	$ -	$ -	$ -
198	610000049	376.1	$ -	$ -	$ -	$ -	$ -	$ -	$ -	$ -	$ -	$ -	$ -	$ -	$ -	$ -
199	610000049	376.2	$ -	$ -	$ -	$ -	$ -	$ -	$ -	$ -	$ -	$ -	$ -	$ -	$ -	$ -
200	610000049	376.4	$ -	$ -	$ -	$ -	$ -	$ -	$ -	$ -	$ -	$ -	$ -	$ -	$ -	$ -
201	610000049	380.0	$ -	$ -	$ -	$ -	$ -	$ -	$ -	$ -	$ -	$ -	$ -	$ -	$ -	$ -
202	610000050	376.1	$ -	$ -	$ -	$ -	$ -	$ -	$ -	$ -	$ -	$ -	$ -	$ -	$ -	$ -
203	610000050	376.2	$ -	$ -	$ -	$ -	$ -	$ -	$ -	$ -	$ -	$ -	$ -	$ -	$ -	$ -
204	610000050	376.4	$ -	$ -	$ -	$ -	$ -	$ -	$ -	$ -	$ -	$ -	$ -	$ -	$ -	$ -
205	610000050	380.0	$ -	$ -	$ -	$ -	$ -	$ -	$ -	$ -	$ -	$ -	$ -	$ -	$ -	$ -
206	610000051	376.1	$ -	$ -	$ -	$ -	$ -	$ -	$ -	$ -	$ -	$ -	$ -	$ -	$ -	$ -
207	610000051	376.2	$ -	$ -	$ -	$ -	$ -	$ -	$ -	$ -	$ -	$ -	$ -	$ -	$ -	$ -
208	610000051	376.4	$ -	$ -	$ -	$ -	$ -	$ -	$ -	$ -	$ -	$ -	$ -	$ -	$ -	$ -
209	610000051	380.0	$ -	$ -	$ -	$ -	$ -	$ -	$ -	$ -	$ -	$ -	$ -	$ -	$ -	$ -
210	610000052	376.1	$ -	$ -	$ -	$ -	$ -	$ -	$ -	$ -	$ -	$ -	$ -	$ -	$ -	$ -
211	610000052	376.2	$ -	$ -	$ -	$ -	$ -	$ -	$ -	$ -	$ -	$ -	$ -	$ -	$ -	$ -

Sponsored by NMGC Witness Erik C. Buchanan

NEW MEXICO GAS COMPANY, INC.

Depreciation Activity
Base Period - 12 Months Ending March 31, 2023
Future Test Year - 12 Months Ending September 30, 2025

	A	B	C	D	E	F	G	H	I	J	K	L	M	N	O	P	Q	R
1																		
2			Activity	Activity	Activity	Activity	Activity	Activity	Activity	Activity	Activity	Activity	Activity	Activity	Activity	Activity	Activity	Activity
3	Investment Number / Beginning Balance	FERC Account	4/30/2023	5/31/2023	6/30/2023	7/31/2023	8/31/2023	9/30/2023	10/31/2023	11/30/2023	12/31/2023	1/31/2024	2/29/2024	3/31/2024	4/30/2024	5/31/2024	6/30/2024	7/31/2024
212	610000052	376.4	$ -	$ -	$ -	$ -	$ -	$ -	$ -	$ -	$ -	$ -	$ -	$ -	$ -	$ -	$ -	$ -
213	610000052	380.0	$ -	$ -	$ -	$ -	$ -	$ -	$ -	$ -	$ -	$ -	$ -	$ -	$ -	$ -	$ -	$ -
214	610000053	376.1	$ -	$ -	$ -	$ -	$ -	$ -	$ -	$ -	$ -	$ -	$ -	$ -	$ -	$ -	$ -	$ -
215	610000053	376.2	$ -	$ -	$ -	$ -	$ -	$ -	$ -	$ -	$ -	$ -	$ -	$ -	$ -	$ -	$ -	$ -
216	610000053	376.4	$ -	$ -	$ -	$ -	$ -	$ -	$ -	$ -	$ -	$ -	$ -	$ -	$ -	$ -	$ -	$ -
217	610000054		$ -	$ -	$ -	$ -	$ -	$ -	$ -	$ -	$ -	$ -	$ -	$ -	$ -	$ -	$ -	$ -
218	601000055	376.1	$ -	$ -	$ -	$ -	$ -	$ -	$ -	$ -	$ -	$ -	$ -	$ -	$ -	$ -	$ -	$ -
219	601000055	376.2	$ -	$ -	$ -	$ -	$ -	$ -	$ -	$ -	$ -	$ -	$ -	$ -	$ -	$ -	$ -	$ -
220	601000055	376.4	$ -	$ -	$ -	$ -	$ -	$ -	$ -	$ -	$ -	$ -	$ -	$ -	$ -	$ -	$ -	$ -
221	601000055	380.0	$ -	$ -	$ -	$ -	$ -	$ -	$ -	$ -	$ -	$ -	$ -	$ -	$ -	$ -	$ -	$ -
222	680000056	376.1	$ -	$ -	$ -	$ -	$ -	$ -	$ -	$ -	$ -	$ -	$ -	$ -	$ -	$ -	$ -	$ -
223	680000056	376.2	$ -	$ -	$ -	$ -	$ -	$ -	$ -	$ -	$ -	$ -	$ -	$ -	$ -	$ -	$ -	$ -
224	680000056	376.4	$ -	$ -	$ -	$ -	$ -	$ -	$ -	$ -	$ -	$ -	$ -	$ -	$ -	$ -	$ -	$ -
225	680000057		$ -	$ -	$ -	$ -	$ -	$ -	$ -	$ -	$ -	$ -	$ -	$ -	$ -	$ -	$ -	$ -
226	627000058		$ -	$ -	$ -	$ -	$ -	$ -	$ -	$ -	$ -	$ -	$ -	$ -	$ -	$ -	$ -	$ -
227	629000059	376.1	$ -	$ -	$ -	$ -	$ -	$ -	$ -	$ -	$ -	$ -	$ -	$ -	$ -	$ -	$ -	$ -
228	629000059	376.2	$ -	$ -	$ -	$ -	$ -	$ -	$ -	$ -	$ -	$ -	$ -	$ -	$ -	$ -	$ -	$ -
229	629000059	376.4	$ -	$ -	$ -	$ -	$ -	$ -	$ -	$ -	$ -	$ -	$ -	$ -	$ -	$ -	$ -	$ -
230	629000059	380.0	$ -	$ -	$ -	$ -	$ -	$ -	$ -	$ -	$ -	$ -	$ -	$ -	$ -	$ -	$ -	$ -
231	629000060	376.1	$ -	$ -	$ -	$ -	$ -	$ -	$ -	$ -	$ -	$ -	$ -	$ -	$ -	$ -	$ -	$ -
232	629000060	376.2	$ -	$ -	$ -	$ -	$ -	$ -	$ -	$ -	$ -	$ -	$ -	$ -	$ -	$ -	$ -	$ -
233	629000060	376.4	$ -	$ -	$ -	$ -	$ -	$ -	$ -	$ -	$ -	$ -	$ -	$ -	$ -	$ -	$ -	$ -
234	629000060	380.0	$ -	$ -	$ -	$ -	$ -	$ -	$ -	$ -	$ -	$ -	$ -	$ -	$ -	$ -	$ -	$ -
235	632000061		$ -	$ -	$ -	$ -	$ -	$ -	$ -	$ -	$ -	$ -	$ -	$ -	$ -	$ -	$ -	$ -
236	633000062		$ -	$ -	$ -	$ -	$ -	$ -	$ -	$ -	$ -	$ -	$ -	$ -	$ -	$ -	$ -	$ -
237	T680000063	367.1	$ -	$ -	$ -	$ -	$ -	$ -	$ -	$ -	$ -	$ -	$ -	$ -	$ -	$ -	$ -	$ -
238	T680000063	368.0	$ -	$ -	$ -	$ -	$ -	$ -	$ -	$ -	$ -	$ -	$ -	$ -	$ -	$ -	$ -	$ -
239	T680000063	369.0	$ -	$ -	$ -	$ -	$ -	$ -	$ -	$ -	$ -	$ -	$ -	$ -	$ -	$ -	$ -	$ -
240	T624000064		$ -	$ -	$ -	$ -	$ -	$ -	$ -	$ -	$ -	$ -	$ -	$ -	$ -	$ -	$ -	$ -
241	601000065	376.1	$ -	$ -	$ -	$ -	$ -	$ -	$ -	$ -	$ -	$ -	$ -	$ -	$ -	$ -	$ -	$ -
242	601000065	376.2	$ -	$ -	$ -	$ -	$ -	$ -	$ -	$ -	$ -	$ -	$ -	$ -	$ -	$ -	$ -	$ -
243	601000065	376.4	$ -	$ -	$ -	$ -	$ -	$ -	$ -	$ -	$ -	$ -	$ -	$ -	$ -	$ -	$ -	$ -
244	601000065	380.0	$ -	$ -	$ -	$ -	$ -	$ -	$ -	$ -	$ -	$ -	$ -	$ -	$ -	$ -	$ -	$ -
245	T626000066		$ -	$ -	$ -	$ -	$ -	$ -	$ -	$ -	$ -	$ -	$ -	$ -	$ -	$ -	$ -	$ -
246	T626000067		$ -	$ -	$ -	$ -	$ -	$ -	$ -	$ -	$ -	$ -	$ -	$ -	$ -	$ -	$ -	$ -
247	T624000068	367.1	$ -	$ -	$ -	$ -	$ -	$ -	$ -	$ -	$ -	$ -	$ -	$ -	$ -	$ -	$ -	$ -
248	T624000068	368.0	$ -	$ -	$ -	$ -	$ -	$ -	$ -	$ -	$ -	$ -	$ -	$ -	$ -	$ -	$ -	$ -
249	T624000068	369.0	$ -	$ -	$ -	$ -	$ -	$ -	$ -	$ -	$ -	$ -	$ -	$ -	$ -	$ -	$ -	$ -
250	T680000069	367.1	$ -	$ -	$ -	$ -	$ -	$ -	$ -	$ -	$ -	$ -	$ -	$ -	$ -	$ -	$ -	$ -
251	T680000069	368.0	$ -	$ -	$ -	$ -	$ -	$ -	$ -	$ -	$ -	$ -	$ -	$ -	$ -	$ -	$ -	$ -
252	T680000069	369.0	$ -	$ -	$ -	$ -	$ -	$ -	$ -	$ -	$ -	$ -	$ -	$ -	$ -	$ -	$ -	$ -
253	601000070	367.1	$ -	$ -	$ -	$ -	$ -	$ -	$ -	$ -	$ -	$ -	$ -	$ -	$ -	$ -	$ -	$ -
254	601000070	368.0	$ -	$ -	$ -	$ -	$ -	$ -	$ -	$ -	$ -	$ -	$ -	$ -	$ -	$ -	$ -	$ -
255	601000070	369.0	$ -	$ -	$ -	$ -	$ -	$ -	$ -	$ -	$ -	$ -	$ -	$ -	$ -	$ -	$ -	$ -
256	601000071	367.1	$ -	$ -	$ -	$ -	$ -	$ -	$ -	$ -	$ -	$ -	$ -	$ -	$ -	$ -	$ -	$ -
257	601000071	368.0	$ -	$ -	$ -	$ -	$ -	$ -	$ -	$ -	$ -	$ -	$ -	$ -	$ -	$ -	$ -	$ -
258	601000071	369.0	$ -	$ -	$ -	$ -	$ -	$ -	$ -	$ -	$ -	$ -	$ -	$ -	$ -	$ -	$ -	$ -
259	T624000072		$ -	$ -	$ -	$ -	$ -	$ -	$ -	$ -	$ -	$ -	$ -	$ -	$ -	$ -	$ -	$ -
260	660000073		$ -	$ -	$ -	$ -	$ -	$ -	$ -	$ -	$ -	$ -	$ -	$ -	$ -	$ -	$ -	$ -
261	660000074		$ -	$ -	$ -	$ -	$ -	$ -	$ -	$ -	$ -	$ -	$ -	$ -	$ -	$ -	$ -	$ -
262	660000075		$ -	$ -	$ -	$ -	$ -	$ -	$ -	$ -	$ -	$ -	$ -	$ -	$ -	$ -	$ -	$ -
263	621000076		$ -	$ -	$ -	$ -	$ -	$ -	$ -	$ -	$ -	$ -	$ -	$ -	$ -	$ -	$ -	$ -

NEW MEXICO GAS COMPANY, INC.

Depreciation Activity
Base Period - 12 Months Ending March 31, 2023
Future Test Year - 12 Months Ending September 30, 2025

	A	B	S	T	U	V	W	X	Y	Z	AA	AB	AC	AD	AE	AF
1																
2			Activity	Activity	Activity	Activity	Activity	Activity	Activity	Activity	Activity	Activity	Activity	Activity	Activity	Activity
3	Investment Number / Beginning Balance	FERC Account	8/31/2024	9/30/2024	10/31/2024	11/30/2024	12/31/2024	1/31/2025	2/28/2025	3/31/2025	4/30/2025	5/31/2025	6/30/2025	7/31/2025	8/31/2025	9/30/2025
212	610000052	376.4	$ -	$ -	$ -	$ -	$ -	$ -	$ -	$ -	$ -	$ -	$ -	$ -	$ -	$ -
213	610000052	380.0	$ -	$ -	$ -	$ -	$ -	$ -	$ -	$ -	$ -	$ -	$ -	$ -	$ -	$ -
214	610000053	376.1	$ -	$ -	$ -	$ -	$ -	$ -	$ -	$ -	$ -	$ -	$ -	$ -	$ -	$ -
215	610000053	376.2	$ -	$ -	$ -	$ -	$ -	$ -	$ -	$ -	$ -	$ -	$ -	$ -	$ -	$ -
216	610000053	376.4	$ -	$ -	$ -	$ -	$ -	$ -	$ -	$ -	$ -	$ -	$ -	$ -	$ -	$ -
217	610000054		$ -	$ -	$ -	$ -	$ -	$ -	$ -	$ -	$ -	$ -	$ -	$ -	$ -	$ -
218	601000055	376.1	$ -	$ -	$ -	$ -	$ -	$ -	$ -	$ -	$ -	$ -	$ -	$ -	$ -	$ -
219	601000055	376.2	$ -	$ -	$ -	$ -	$ -	$ -	$ -	$ -	$ -	$ -	$ -	$ -	$ -	$ -
220	601000055	376.4	$ -	$ -	$ -	$ -	$ -	$ -	$ -	$ -	$ -	$ -	$ -	$ -	$ -	$ -
221	601000055	380.0	$ -	$ -	$ -	$ -	$ -	$ -	$ -	$ -	$ -	$ -	$ -	$ -	$ -	$ -
222	680000056	376.1	$ -	$ -	$ -	$ -	$ -	$ -	$ -	$ -	$ -	$ -	$ -	$ -	$ -	$ -
223	680000056	376.2	$ -	$ -	$ -	$ -	$ -	$ -	$ -	$ -	$ -	$ -	$ -	$ -	$ -	$ -
224	680000056	376.4	$ -	$ -	$ -	$ -	$ -	$ -	$ -	$ -	$ -	$ -	$ -	$ -	$ -	$ -
225	680000057		$ -	$ -	$ -	$ -	$ -	$ -	$ -	$ -	$ -	$ -	$ -	$ -	$ -	$ -
226	627000058		$ -	$ -	$ -	$ -	$ -	$ -	$ -	$ -	$ -	$ -	$ -	$ -	$ -	$ -
227	629000059	376.1	$ -	$ -	$ -	$ -	$ -	$ -	$ -	$ -	$ -	$ -	$ -	$ -	$ -	$ -
228	629000059	376.2	$ -	$ -	$ -	$ -	$ -	$ -	$ -	$ -	$ -	$ -	$ -	$ -	$ -	$ -
229	629000059	376.4	$ -	$ -	$ -	$ -	$ -	$ -	$ -	$ -	$ -	$ -	$ -	$ -	$ -	$ -
230	629000059	380.0	$ -	$ -	$ -	$ -	$ -	$ -	$ -	$ -	$ -	$ -	$ -	$ -	$ -	$ -
231	629000060	376.1	$ -	$ -	$ -	$ -	$ -	$ -	$ -	$ -	$ -	$ -	$ -	$ -	$ -	$ -
232	629000060	376.2	$ -	$ -	$ -	$ -	$ -	$ -	$ -	$ -	$ -	$ -	$ -	$ -	$ -	$ -
233	629000060	376.4	$ -	$ -	$ -	$ -	$ -	$ -	$ -	$ -	$ -	$ -	$ -	$ -	$ -	$ -
234	629000060	380.0	$ -	$ -	$ -	$ -	$ -	$ -	$ -	$ -	$ -	$ -	$ -	$ -	$ -	$ -
235	632000061		$ -	$ -	$ -	$ -	$ -	$ -	$ -	$ -	$ -	$ -	$ -	$ -	$ -	$ -
236	633000062		$ -	$ -	$ -	$ -	$ -	$ -	$ -	$ -	$ -	$ -	$ -	$ -	$ -	$ -
237	T680000063	367.1	$ -	$ -	$ -	$ -	$ -	$ -	$ -	$ -	$ -	$ -	$ -	$ -	$ -	$ -
238	T680000063	368.0	$ -	$ -	$ -	$ -	$ -	$ -	$ -	$ -	$ -	$ -	$ -	$ -	$ -	$ -
239	T680000063	369.0	$ -	$ -	$ -	$ -	$ -	$ -	$ -	$ -	$ -	$ -	$ -	$ -	$ -	$ -
240	T624000064		$ -	$ -	$ -	$ -	$ -	$ -	$ -	$ -	$ -	$ -	$ -	$ -	$ -	$ -
241	601000065	376.1	$ -	$ -	$ -	$ -	$ -	$ -	$ -	$ -	$ -	$ -	$ -	$ -	$ -	$ -
242	601000065	376.2	$ -	$ -	$ -	$ -	$ -	$ -	$ -	$ -	$ -	$ -	$ -	$ -	$ -	$ -
243	601000065	376.4	$ -	$ -	$ -	$ -	$ -	$ -	$ -	$ -	$ -	$ -	$ -	$ -	$ -	$ -
244	601000065	380.0	$ -	$ -	$ -	$ -	$ -	$ -	$ -	$ -	$ -	$ -	$ -	$ -	$ -	$ -
245	T626000066		$ -	$ -	$ -	$ -	$ -	$ -	$ -	$ -	$ -	$ -	$ -	$ -	$ -	$ -
246	T626000067		$ -	$ -	$ -	$ -	$ -	$ -	$ -	$ -	$ -	$ -	$ -	$ -	$ -	$ -
247	T624000068	367.1	$ -	$ -	$ -	$ -	$ -	$ -	$ -	$ -	$ -	$ -	$ -	$ -	$ -	$ -
248	T624000068	368.0	$ -	$ -	$ -	$ -	$ -	$ -	$ -	$ -	$ -	$ -	$ -	$ -	$ -	$ -
249	T624000068	369.0	$ -	$ -	$ -	$ -	$ -	$ -	$ -	$ -	$ -	$ -	$ -	$ -	$ -	$ -
250	T680000069	367.1	$ -	$ -	$ -	$ -	$ -	$ -	$ -	$ -	$ -	$ -	$ -	$ -	$ -	$ -
251	T680000069	368.0	$ -	$ -	$ -	$ -	$ -	$ -	$ -	$ -	$ -	$ -	$ -	$ -	$ -	$ -
252	T680000069	369.0	$ -	$ -	$ -	$ -	$ -	$ -	$ -	$ -	$ -	$ -	$ -	$ -	$ -	$ -
253	601000070	367.1	$ -	$ -	$ -	$ -	$ -	$ -	$ -	$ -	$ -	$ -	$ -	$ -	$ -	$ -
254	601000070	368.0	$ -	$ -	$ -	$ -	$ -	$ -	$ -	$ -	$ -	$ -	$ -	$ -	$ -	$ -
255	601000070	369.0	$ -	$ -	$ -	$ -	$ -	$ -	$ -	$ -	$ -	$ -	$ -	$ -	$ -	$ -
256	601000071	367.1	$ -	$ -	$ -	$ -	$ -	$ -	$ -	$ -	$ -	$ -	$ -	$ -	$ -	$ -
257	601000071	368.0	$ -	$ -	$ -	$ -	$ -	$ -	$ -	$ -	$ -	$ -	$ -	$ -	$ -	$ -
258	601000071	369.0	$ -	$ -	$ -	$ -	$ -	$ -	$ -	$ -	$ -	$ -	$ -	$ -	$ -	$ -
259	T624000072		$ -	$ -	$ -	$ -	$ -	$ -	$ -	$ -	$ -	$ -	$ -	$ -	$ -	$ -
260	660000073		$ -	$ -	$ -	$ -	$ -	$ -	$ -	$ -	$ -	$ -	$ -	$ -	$ -	$ -
261	660000074		$ -	$ -	$ -	$ -	$ -	$ -	$ -	$ -	$ -	$ -	$ -	$ -	$ -	$ -
262	660000075		$ -	$ -	$ -	$ -	$ -	$ -	$ -	$ -	$ -	$ -	$ -	$ -	$ -	$ -
263	621000076		$ -	$ -	$ -	$ -	$ -	$ -	$ -	$ -	$ -	$ -	$ -	$ -	$ -	$ -

Sponsored by NMGC Witness Erik C. Buchanan

NEW MEXICO GAS COMPANY, INC.

Depreciation Activity
Base Period - 12 Months Ending March 31, 2023
Future Test Year - 12 Months Ending September 30, 2025

	A	B	C	D	E	F	G	H	I	J	K	L	M	N	O	P	Q	R
1																		
2			Activity	Activity	Activity	Activity	Activity	Activity	Activity	Activity	Activity	Activity	Activity	Activity	Activity	Activity	Activity	Activity
3	Investment Number / Beginning Balance	FERC Account	4/30/2023	5/31/2023	6/30/2023	7/31/2023	8/31/2023	9/30/2023	10/31/2023	11/30/2023	12/31/2023	1/31/2024	2/29/2024	3/31/2024	4/30/2024	5/31/2024	6/30/2024	7/31/2024
264	626000077		$ -	$ -	$ -	$ -	$ -	$ -	$ -	$ -	$ -	$ -	$ -	$ -	$ -	$ -	$ -	$ -
265	605000078		$ -	$ -	$ -	$ -	$ -	$ -	$ -	$ -	$ -	$ -	$ -	$ -	$ -	$ -	$ -	$ -
266	620000079		$ -	$ -	$ -	$ -	$ -	$ -	$ -	$ -	$ -	$ -	$ -	$ -	$ -	$ -	$ -	$ -
267	620000080		$ -	$ -	$ -	$ -	$ -	$ -	$ -	$ -	$ -	$ -	$ -	$ -	$ -	$ -	$ -	$ -
268	620000081		$ -	$ -	$ -	$ -	$ -	$ -	$ -	$ -	$ -	$ -	$ -	$ -	$ -	$ -	$ -	$ -
269	629000082	376.1	$ -	$ -	$ -	$ -	$ -	$ -	$ -	$ -	$ -	$ -	$ -	$ -	$ -	$ -	$ -	$ -
270	629000082	376.2	$ -	$ -	$ -	$ -	$ -	$ -	$ -	$ -	$ -	$ -	$ -	$ -	$ -	$ -	$ -	$ -
271	629000082	376.4	$ -	$ -	$ -	$ -	$ -	$ -	$ -	$ -	$ -	$ -	$ -	$ -	$ -	$ -	$ -	$ -
272	629000082	380.0	$ -	$ -	$ -	$ -	$ -	$ -	$ -	$ -	$ -	$ -	$ -	$ -	$ -	$ -	$ -	$ -
273	629000083		$ -	$ -	$ -	$ -	$ -	$ -	$ -	$ -	$ -	$ -	$ -	$ -	$ -	$ -	$ -	$ -
274	620000084		$ -	$ -	$ -	$ -	$ -	$ -	$ -	$ -	$ -	$ -	$ -	$ -	$ -	$ -	$ -	$ -
275	624000085		$ -	$ -	$ -	$ -	$ -	$ -	$ -	$ -	$ -	$ -	$ -	$ -	$ -	$ -	$ -	$ -
276	601000086	391.2	$ -	$ -	$ -	$ -	$ -	$ -	$ -	$ -	$ -	$ -	$ -	$ -	$ -	$ -	$ -	$ -
277	601000086	397.0	$ -	$ -	$ -	$ -	$ -	$ -	$ -	$ -	$ -	$ -	$ -	$ -	$ -	$ -	$ -	$ -
278	601000086	398.0	$ -	$ -	$ -	$ -	$ -	$ -	$ -	$ -	$ -	$ -	$ -	$ -	$ -	$ -	$ -	$ -
279	601000087	376.2	$ -	$ 1	$ 1	$ 1	$ 1	$ 1	$ 1	$ 1	$ 1	$ 1	$ 1	$ 1	$ 1	$ 1	$ 1	$ 1
280	601000088		$ -	$ -	$ -	$ -	$ -	$ -	$ -	$ -	$ -	$ -	$ -	$ -	$ -	$ -	$ -	$ -
281	621000089		$ -	$ -	$ -	$ -	$ -	$ -	$ -	$ -	$ -	$ -	$ -	$ -	$ -	$ -	$ -	$ -
282	621000090		$ -	$ -	$ -	$ -	$ -	$ -	$ -	$ -	$ -	$ -	$ -	$ -	$ -	$ -	$ -	$ -
283	621000091		$ -	$ -	$ -	$ -	$ -	$ -	$ -	$ -	$ -	$ -	$ -	$ -	$ -	$ -	$ -	$ -
284	621000092		$ -	$ -	$ -	$ -	$ -	$ -	$ -	$ -	$ -	$ -	$ -	$ -	$ -	$ -	$ -	$ -
285	621000093	380.0	$ -	$ -	$ -	$ -	$ -	$ -	$ -	$ -	$ -	$ -	$ -	$ -	$ -	$ -	$ -	$ -
286	621000093	380.1	$ -	$ -	$ -	$ -	$ -	$ -	$ -	$ -	$ -	$ -	$ -	$ -	$ -	$ -	$ -	$ -
287	632000094		$ -	$ -	$ -	$ -	$ -	$ -	$ -	$ -	$ -	$ -	$ -	$ -	$ -	$ -	$ -	$ -
288	632000095		$ -	$ -	$ -	$ -	$ -	$ -	$ -	$ -	$ -	$ -	$ -	$ -	$ -	$ -	$ -	$ -
289	632000096		$ -	$ -	$ -	$ -	$ -	$ -	$ -	$ -	$ -	$ -	$ -	$ -	$ -	$ -	$ -	$ -
290	632000097		$ -	$ -	$ -	$ -	$ -	$ -	$ -	$ -	$ -	$ -	$ -	$ -	$ -	$ -	$ -	$ -
291	633000098	376.2	$ -	$ -	$ -	$ 244	$ 244	$ 254	$ 368	$ 368	$ 368	$ 368	$ 368	$ 368	$ 373	$ 373	$ 373	$ 380
292	633000099		$ -	$ -	$ -	$ -	$ -	$ -	$ -	$ -	$ -	$ -	$ -	$ -	$ -	$ -	$ -	$ -
293	633000100		$ -	$ -	$ -	$ -	$ -	$ -	$ -	$ -	$ -	$ -	$ -	$ -	$ -	$ -	$ -	$ -
294	633000101		$ -	$ -	$ -	$ -	$ -	$ -	$ -	$ -	$ -	$ -	$ -	$ -	$ -	$ -	$ -	$ -
295	622000102		$ -	$ -	$ -	$ -	$ -	$ -	$ -	$ -	$ -	$ -	$ -	$ -	$ -	$ -	$ -	$ -
296	622000103		$ -	$ -	$ -	$ -	$ -	$ -	$ -	$ -	$ -	$ -	$ -	$ -	$ -	$ -	$ -	$ -
297	622000104		$ -	$ -	$ -	$ -	$ -	$ -	$ -	$ -	$ -	$ -	$ -	$ -	$ -	$ -	$ -	$ -
298	622000105		$ -	$ -	$ -	$ -	$ -	$ -	$ -	$ -	$ -	$ -	$ -	$ -	$ -	$ -	$ -	$ -
299	622000106		$ -	$ -	$ -	$ -	$ -	$ -	$ -	$ -	$ -	$ -	$ -	$ -	$ -	$ -	$ -	$ -
300	621000107		$ -	$ -	$ -	$ -	$ -	$ -	$ -	$ -	$ -	$ -	$ -	$ -	$ -	$ -	$ -	$ -
301	621000108		$ -	$ -	$ -	$ -	$ -	$ -	$ -	$ -	$ -	$ -	$ -	$ -	$ -	$ -	$ -	$ -
302	621000109		$ -	$ -	$ -	$ -	$ -	$ -	$ -	$ -	$ -	$ -	$ -	$ -	$ -	$ -	$ -	$ -
303	621000110		$ -	$ -	$ -	$ -	$ -	$ -	$ -	$ -	$ -	$ -	$ -	$ -	$ -	$ -	$ -	$ -
304	621000111		$ -	$ -	$ -	$ -	$ -	$ -	$ -	$ -	$ -	$ -	$ -	$ -	$ -	$ -	$ -	$ -
305	632000112		$ -	$ -	$ -	$ -	$ -	$ -	$ -	$ -	$ -	$ -	$ -	$ -	$ -	$ -	$ -	$ -
306	632000113		$ -	$ -	$ -	$ -	$ -	$ -	$ -	$ -	$ -	$ -	$ -	$ -	$ -	$ -	$ -	$ -
307	632000114		$ -	$ -	$ -	$ -	$ -	$ -	$ -	$ -	$ -	$ -	$ -	$ -	$ -	$ -	$ -	$ -
308	632000115		$ -	$ -	$ -	$ -	$ -	$ -	$ -	$ -	$ -	$ -	$ -	$ -	$ -	$ -	$ -	$ -
309	632000116		$ -	$ -	$ -	$ -	$ -	$ -	$ -	$ -	$ -	$ -	$ -	$ -	$ -	$ -	$ -	$ -
310	632000117		$ -	$ -	$ -	$ -	$ -	$ -	$ -	$ -	$ -	$ -	$ -	$ -	$ -	$ -	$ -	$ -
311	633000118		$ -	$ -	$ -	$ -	$ -	$ -	$ -	$ -	$ -	$ -	$ -	$ -	$ -	$ -	$ -	$ -
312	633000119		$ -	$ -	$ -	$ -	$ -	$ -	$ -	$ -	$ -	$ -	$ -	$ -	$ -	$ -	$ -	$ -
313	633000120		$ -	$ -	$ -	$ -	$ -	$ -	$ -	$ -	$ -	$ -	$ -	$ -	$ -	$ -	$ -	$ -
314	633000121		$ -	$ -	$ -	$ -	$ -	$ -	$ -	$ -	$ -	$ -	$ -	$ -	$ -	$ -	$ -	$ -
315	633000122		$ -	$ -	$ -	$ -	$ -	$ -	$ -	$ -	$ -	$ -	$ -	$ -	$ -	$ -	$ -	$ -

NEW MEXICO GAS COMPANY, INC.

Depreciation Activity
Base Period - 12 Months Ending March 31, 2023
Future Test Year - 12 Months Ending September 30, 2025

	A	B	S	T	U	V	W	X	Y	Z	AA	AB	AC	AD	AE	AF
1																
2			Activity	Activity	Activity	Activity	Activity	Activity	Activity	Activity	Activity	Activity	Activity	Activity	Activity	Activity
3	Investment Number / Beginning Balance	FERC Account	8/31/2024	9/30/2024	10/31/2024	11/30/2024	12/31/2024	1/31/2025	2/28/2025	3/31/2025	4/30/2025	5/31/2025	6/30/2025	7/31/2025	8/31/2025	9/30/2025
264	626000077		$ -	$ -	$ -	$ -	$ -	$ -	$ -	$ -	$ -	$ -	$ -	$ -	$ -	$ -
265	605000078		$ -	$ -	$ -	$ -	$ -	$ -	$ -	$ -	$ -	$ -	$ -	$ -	$ -	$ -
266	620000079		$ -	$ -	$ -	$ -	$ -	$ -	$ -	$ -	$ -	$ -	$ -	$ -	$ -	$ -
267	620000080		$ -	$ -	$ -	$ -	$ -	$ -	$ -	$ -	$ -	$ -	$ -	$ -	$ -	$ -
268	620000081		$ -	$ -	$ -	$ -	$ -	$ -	$ -	$ -	$ -	$ -	$ -	$ -	$ -	$ -
269	629000082	376.1	$ -	$ -	$ -	$ -	$ -	$ -	$ -	$ -	$ -	$ -	$ -	$ -	$ -	$ -
270	629000082	376.2	$ -	$ -	$ -	$ -	$ -	$ -	$ -	$ -	$ -	$ -	$ -	$ -	$ -	$ -
271	629000082	376.4	$ -	$ -	$ -	$ -	$ -	$ -	$ -	$ -	$ -	$ -	$ -	$ -	$ -	$ -
272	629000082	380.0	$ -	$ -	$ -	$ -	$ -	$ -	$ -	$ -	$ -	$ -	$ -	$ -	$ -	$ -
273	629000083		$ -	$ -	$ -	$ -	$ -	$ -	$ -	$ -	$ -	$ -	$ -	$ -	$ -	$ -
274	620000084		$ -	$ -	$ -	$ -	$ -	$ -	$ -	$ -	$ -	$ -	$ -	$ -	$ -	$ -
275	624000085		$ -	$ -	$ -	$ -	$ -	$ -	$ -	$ -	$ -	$ -	$ -	$ -	$ -	$ -
276	601000086	391.2	$ -	$ -	$ -	$ -	$ -	$ -	$ -	$ -	$ -	$ -	$ -	$ -	$ -	$ -
277	601000086	397.0	$ -	$ -	$ -	$ -	$ -	$ -	$ -	$ -	$ -	$ -	$ -	$ -	$ -	$ -
278	601000086	398.0	$ -	$ -	$ -	$ -	$ -	$ -	$ -	$ -	$ -	$ -	$ -	$ -	$ -	$ -
279	601000087	376.2	$ 1	$ 1	$ 1	$ 1	$ 1	$ 1	$ 1	$ 1	$ 1	$ 1	$ 1	$ 1	$ 1	$ 1
280	601000088		$ -	$ -	$ -	$ -	$ -	$ -	$ -	$ -	$ -	$ -	$ -	$ -	$ -	$ -
281	621000089		$ -	$ -	$ -	$ -	$ -	$ -	$ -	$ -	$ -	$ -	$ -	$ -	$ -	$ -
282	621000090		$ -	$ -	$ -	$ -	$ -	$ -	$ -	$ -	$ -	$ -	$ -	$ -	$ -	$ -
283	621000091		$ -	$ -	$ -	$ -	$ -	$ -	$ -	$ -	$ -	$ -	$ -	$ -	$ -	$ -
284	621000092		$ -	$ -	$ -	$ -	$ -	$ -	$ -	$ -	$ -	$ -	$ -	$ -	$ -	$ -
285	621000093	380.0	$ -	$ -	$ -	$ -	$ -	$ -	$ -	$ -	$ -	$ -	$ -	$ -	$ -	$ -
286	621000093	380.1	$ -	$ -	$ -	$ -	$ -	$ -	$ -	$ -	$ -	$ -	$ -	$ -	$ -	$ -
287	632000094		$ -	$ -	$ -	$ -	$ -	$ -	$ -	$ -	$ -	$ -	$ -	$ -	$ -	$ -
288	632000095		$ -	$ -	$ -	$ -	$ -	$ -	$ -	$ -	$ -	$ -	$ -	$ -	$ -	$ -
289	632000096		$ -	$ -	$ -	$ -	$ -	$ -	$ -	$ -	$ -	$ -	$ -	$ -	$ -	$ -
290	632000097		$ -	$ -	$ -	$ -	$ -	$ -	$ -	$ -	$ -	$ -	$ -	$ -	$ -	$ -
291	633000098	376.2	$ 380	$ 380	$ 388	$ 388	$ 388	$ 403	$ 403	$ 403	$ 408	$ 408	$ 408	$ 416	$ 416	$ 416
292	633000099		$ -	$ -	$ -	$ -	$ -	$ -	$ -	$ -	$ -	$ -	$ -	$ -	$ -	$ -
293	633000100		$ -	$ -	$ -	$ -	$ -	$ -	$ -	$ -	$ -	$ -	$ -	$ -	$ -	$ -
294	633000101		$ -	$ -	$ -	$ -	$ -	$ -	$ -	$ -	$ -	$ -	$ -	$ -	$ -	$ -
295	622000102		$ -	$ -	$ -	$ -	$ -	$ -	$ -	$ -	$ -	$ -	$ -	$ -	$ -	$ -
296	622000103		$ -	$ -	$ -	$ -	$ -	$ -	$ -	$ -	$ -	$ -	$ -	$ -	$ -	$ -
297	622000104		$ -	$ -	$ -	$ -	$ -	$ -	$ -	$ -	$ -	$ -	$ -	$ -	$ -	$ -
298	622000105		$ -	$ -	$ -	$ -	$ -	$ -	$ -	$ -	$ -	$ -	$ -	$ -	$ -	$ -
299	622000106		$ -	$ -	$ -	$ -	$ -	$ -	$ -	$ -	$ -	$ -	$ -	$ -	$ -	$ -
300	621000107		$ -	$ -	$ -	$ -	$ -	$ -	$ -	$ -	$ -	$ -	$ -	$ -	$ -	$ -
301	621000108		$ -	$ -	$ -	$ -	$ -	$ -	$ -	$ -	$ -	$ -	$ -	$ -	$ -	$ -
302	621000109		$ -	$ -	$ -	$ -	$ -	$ -	$ -	$ -	$ -	$ -	$ -	$ -	$ -	$ -
303	621000110		$ -	$ -	$ -	$ -	$ -	$ -	$ -	$ -	$ -	$ -	$ -	$ -	$ -	$ -
304	621000111		$ -	$ -	$ -	$ -	$ -	$ -	$ -	$ -	$ -	$ -	$ -	$ -	$ -	$ -
305	632000112		$ -	$ -	$ -	$ -	$ -	$ -	$ -	$ -	$ -	$ -	$ -	$ -	$ -	$ -
306	632000113		$ -	$ -	$ -	$ -	$ -	$ -	$ -	$ -	$ -	$ -	$ -	$ -	$ -	$ -
307	632000114		$ -	$ -	$ -	$ -	$ -	$ -	$ -	$ -	$ -	$ -	$ -	$ -	$ -	$ -
308	632000115		$ -	$ -	$ -	$ -	$ -	$ -	$ -	$ -	$ -	$ -	$ -	$ -	$ -	$ -
309	632000116		$ -	$ -	$ -	$ -	$ -	$ -	$ -	$ -	$ -	$ -	$ -	$ -	$ -	$ -
310	632000117		$ -	$ -	$ -	$ -	$ -	$ -	$ -	$ -	$ -	$ -	$ -	$ -	$ -	$ -
311	633000118		$ -	$ -	$ -	$ -	$ -	$ -	$ -	$ -	$ -	$ -	$ -	$ -	$ -	$ -
312	633000119		$ -	$ -	$ -	$ -	$ -	$ -	$ -	$ -	$ -	$ -	$ -	$ -	$ -	$ -
313	633000120		$ -	$ -	$ -	$ -	$ -	$ -	$ -	$ -	$ -	$ -	$ -	$ -	$ -	$ -
314	633000121		$ -	$ -	$ -	$ -	$ -	$ -	$ -	$ -	$ -	$ -	$ -	$ -	$ -	$ -
315	633000122		$ -	$ -	$ -	$ -	$ -	$ -	$ -	$ -	$ -	$ -	$ -	$ -	$ -	$ -

Sponsored by NMGC Witness Erik C. Buchanan

NEW MEXICO GAS COMPANY, INC.

Depreciation Activity
Base Period - 12 Months Ending March 31, 2023
Future Test Year - 12 Months Ending September 30, 2025

	A	B	C	D	E	F	G	H	I	J	K	L	M	N	O	P	Q	R
1																		
2			Activity	Activity	Activity	Activity	Activity	Activity	Activity	Activity	Activity	Activity	Activity	Activity	Activity	Activity	Activity	Activity
3	Investment Number / Beginning Balance	FERC Account	4/30/2023	5/31/2023	6/30/2023	7/31/2023	8/31/2023	9/30/2023	10/31/2023	11/30/2023	12/31/2023	1/31/2024	2/29/2024	3/31/2024	4/30/2024	5/31/2024	6/30/2024	7/31/2024
316	622000123		$ -	$ -	$ -	$ -	$ -	$ -	$ -	$ -	$ -	$ -	$ -	$ -	$ -	$ -	$ -	$ -
317	622000124		$ -	$ -	$ -	$ -	$ -	$ -	$ -	$ -	$ -	$ -	$ -	$ -	$ -	$ -	$ -	$ -
318	622000125		$ -	$ -	$ -	$ -	$ -	$ -	$ -	$ -	$ -	$ -	$ -	$ -	$ -	$ -	$ -	$ -
319	622000126		$ -	$ -	$ -	$ -	$ -	$ -	$ -	$ -	$ -	$ -	$ -	$ -	$ -	$ -	$ -	$ -
320	622000127		$ -	$ -	$ -	$ -	$ -	$ -	$ -	$ -	$ -	$ -	$ -	$ -	$ -	$ -	$ -	$ -
321	622000128		$ -	$ -	$ -	$ -	$ -	$ -	$ -	$ -	$ -	$ -	$ -	$ -	$ -	$ -	$ -	$ -
322	610000129		$ -	$ -	$ -	$ -	$ -	$ -	$ -	$ -	$ -	$ -	$ -	$ -	$ -	$ -	$ -	$ -
323	610000130		$ -	$ -	$ -	$ -	$ -	$ -	$ -	$ -	$ -	$ -	$ -	$ -	$ -	$ -	$ -	$ -
324	610000131	378.0	$ -	$ -	$ -	$ -	$ -	$ -	$ -	$ -	$ -	$ -	$ -	$ -	$ -	$ -	$ -	$ -
325	610000131	385.0	$ -	$ -	$ -	$ -	$ -	$ -	$ -	$ -	$ -	$ -	$ -	$ -	$ -	$ -	$ -	$ -
326	610000132		$ -	$ -	$ -	$ -	$ -	$ -	$ -	$ -	$ -	$ -	$ -	$ -	$ -	$ -	$ -	$ -
327	610000133		$ -	$ -	$ -	$ -	$ -	$ -	$ -	$ -	$ -	$ -	$ -	$ -	$ -	$ -	$ -	$ -
328	610000134	376.1	$ -	$ -	$ -	$ 0	$ 0	$ 0	$ 0	$ 0	$ 0	$ 0	$ 0	$ 0	$ 0	$ 0	$ 0	$ 0
329	610000134	376.2	$ -	$ -	$ -	$ 0	$ 0	$ 0	$ 0	$ 0	$ 0	$ 0	$ 0	$ 0	$ 0	$ 0	$ 0	$ 0
330	610000134	376.4	$ -	$ -	$ -	$ 0	$ 0	$ 0	$ 0	$ 0	$ 0	$ 0	$ 0	$ 0	$ 0	$ 0	$ 0	$ 0
331	610000134	380.0	$ -	$ -	$ -	$ 0	$ 0	$ 0	$ 0	$ 0	$ 0	$ 0	$ 0	$ 0	$ 0	$ 0	$ 0	$ 0
332	610000135		$ -	$ -	$ -	$ -	$ -	$ -	$ -	$ -	$ -	$ -	$ -	$ -	$ -	$ -	$ -	$ -
333	610000136		$ -	$ -	$ -	$ -	$ -	$ -	$ -	$ -	$ -	$ -	$ -	$ -	$ -	$ -	$ -	$ -
334	610000137		$ -	$ -	$ -	$ -	$ -	$ -	$ -	$ -	$ -	$ -	$ -	$ -	$ -	$ -	$ -	$ -
335	610000138		$ -	$ -	$ -	$ -	$ -	$ -	$ -	$ -	$ -	$ -	$ -	$ -	$ -	$ -	$ -	$ -
336	624000139	376.2	$ -	$ -	$ -	$ 414	$ 414	$ 429	$ 460	$ 460	$ 460	$ 617	$ 617	$ 617	$ 685	$ 685	$ 685	$ 775
337	624000140		$ -	$ -	$ -	$ -	$ -	$ -	$ -	$ -	$ -	$ -	$ -	$ -	$ -	$ -	$ -	$ -
338	624000141		$ -	$ -	$ -	$ -	$ -	$ -	$ -	$ -	$ -	$ -	$ -	$ -	$ -	$ -	$ -	$ -
339	624000142		$ -	$ -	$ -	$ -	$ -	$ -	$ -	$ -	$ -	$ -	$ -	$ -	$ -	$ -	$ -	$ -
340	624000143		$ -	$ -	$ -	$ -	$ -	$ -	$ -	$ -	$ -	$ -	$ -	$ -	$ -	$ -	$ -	$ -
341	620000144		$ -	$ -	$ -	$ -	$ -	$ -	$ -	$ -	$ -	$ -	$ -	$ -	$ -	$ -	$ -	$ -
342	620000145		$ -	$ -	$ -	$ -	$ -	$ -	$ -	$ -	$ -	$ -	$ -	$ -	$ -	$ -	$ -	$ -
343	620000146		$ -	$ -	$ -	$ -	$ -	$ -	$ -	$ -	$ -	$ -	$ -	$ -	$ -	$ -	$ -	$ -
344	620000147		$ -	$ -	$ -	$ -	$ -	$ -	$ -	$ -	$ -	$ -	$ -	$ -	$ -	$ -	$ -	$ -
345	629000148		$ -	$ -	$ -	$ -	$ -	$ -	$ -	$ -	$ -	$ -	$ -	$ -	$ -	$ -	$ -	$ -
346	629000149		$ -	$ -	$ -	$ -	$ -	$ -	$ -	$ -	$ -	$ -	$ -	$ -	$ -	$ -	$ -	$ -
347	629000150		$ -	$ -	$ -	$ -	$ -	$ -	$ -	$ -	$ -	$ -	$ -	$ -	$ -	$ -	$ -	$ -
348	629000151		$ -	$ -	$ -	$ -	$ -	$ -	$ -	$ -	$ -	$ -	$ -	$ -	$ -	$ -	$ -	$ -
349	627000152		$ -	$ -	$ -	$ -	$ -	$ -	$ -	$ -	$ -	$ -	$ -	$ -	$ -	$ -	$ -	$ -
350	627000153		$ -	$ -	$ -	$ -	$ -	$ -	$ -	$ -	$ -	$ -	$ -	$ -	$ -	$ -	$ -	$ -
351	627000154		$ -	$ -	$ -	$ -	$ -	$ -	$ -	$ -	$ -	$ -	$ -	$ -	$ -	$ -	$ -	$ -
352	627000155		$ -	$ -	$ -	$ -	$ -	$ -	$ -	$ -	$ -	$ -	$ -	$ -	$ -	$ -	$ -	$ -
353	624000156		$ -	$ -	$ -	$ -	$ -	$ -	$ -	$ -	$ -	$ -	$ -	$ -	$ -	$ -	$ -	$ -
354	624000157		$ -	$ -	$ -	$ -	$ -	$ -	$ -	$ -	$ -	$ -	$ -	$ -	$ -	$ -	$ -	$ -
355	624000158		$ -	$ -	$ -	$ -	$ -	$ -	$ -	$ -	$ -	$ -	$ -	$ -	$ -	$ -	$ -	$ -
356	624000159		$ -	$ -	$ -	$ -	$ -	$ -	$ -	$ -	$ -	$ -	$ -	$ -	$ -	$ -	$ -	$ -
357	624000160		$ -	$ -	$ -	$ -	$ -	$ -	$ -	$ -	$ -	$ -	$ -	$ -	$ -	$ -	$ -	$ -
358	620000161		$ -	$ -	$ -	$ -	$ -	$ -	$ -	$ -	$ -	$ -	$ -	$ -	$ -	$ -	$ -	$ -
359	620000162		$ -	$ -	$ -	$ -	$ -	$ -	$ -	$ -	$ -	$ -	$ -	$ -	$ -	$ -	$ -	$ -
360	620000163		$ -	$ -	$ -	$ -	$ -	$ -	$ -	$ -	$ -	$ -	$ -	$ -	$ -	$ -	$ -	$ -
361	620000164		$ -	$ -	$ -	$ -	$ -	$ -	$ -	$ -	$ -	$ -	$ -	$ -	$ -	$ -	$ -	$ -
362	620000165		$ -	$ -	$ -	$ -	$ -	$ -	$ -	$ -	$ -	$ -	$ -	$ -	$ -	$ -	$ -	$ -
363	629000166		$ -	$ -	$ -	$ -	$ -	$ -	$ -	$ -	$ -	$ -	$ -	$ -	$ -	$ -	$ -	$ -
364	629000167		$ -	$ -	$ -	$ -	$ -	$ -	$ -	$ -	$ -	$ -	$ -	$ -	$ -	$ -	$ -	$ -
365	629000168		$ -	$ -	$ -	$ -	$ -	$ -	$ -	$ -	$ -	$ -	$ -	$ -	$ -	$ -	$ -	$ -
366	629000169		$ -	$ -	$ -	$ -	$ -	$ -	$ -	$ -	$ -	$ -	$ -	$ -	$ -	$ -	$ -	$ -
367	629000170		$ -	$ -	$ -	$ -	$ -	$ -	$ -	$ -	$ -	$ -	$ -	$ -	$ -	$ -	$ -	$ -

NEW MEXICO GAS COMPANY, INC.

Depreciation Activity
Base Period - 12 Months Ending March 31, 2023
Future Test Year - 12 Months Ending September 30, 2025

	A	B	S	T	U	V	W	X	Y	Z	AA	AB	AC	AD	AE	AF
1																
2			Activity	Activity	Activity	Activity	Activity	Activity	Activity	Activity	Activity	Activity	Activity	Activity	Activity	Activity
3	Investment Number / Beginning Balance	FERC Account	8/31/2024	9/30/2024	10/31/2024	11/30/2024	12/31/2024	1/31/2025	2/28/2025	3/31/2025	4/30/2025	5/31/2025	6/30/2025	7/31/2025	8/31/2025	9/30/2025
316	622000123		$ -	$ -	$ -	$ -	$ -	$ -	$ -	$ -	$ -	$ -	$ -	$ -	$ -	$ -
317	622000124		$ -	$ -	$ -	$ -	$ -	$ -	$ -	$ -	$ -	$ -	$ -	$ -	$ -	$ -
318	622000125		$ -	$ -	$ -	$ -	$ -	$ -	$ -	$ -	$ -	$ -	$ -	$ -	$ -	$ -
319	622000126		$ -	$ -	$ -	$ -	$ -	$ -	$ -	$ -	$ -	$ -	$ -	$ -	$ -	$ -
320	622000127		$ -	$ -	$ -	$ -	$ -	$ -	$ -	$ -	$ -	$ -	$ -	$ -	$ -	$ -
321	622000128		$ -	$ -	$ -	$ -	$ -	$ -	$ -	$ -	$ -	$ -	$ -	$ -	$ -	$ -
322	610000129		$ -	$ -	$ -	$ -	$ -	$ -	$ -	$ -	$ -	$ -	$ -	$ -	$ -	$ -
323	610000130		$ -	$ -	$ -	$ -	$ -	$ -	$ -	$ -	$ -	$ -	$ -	$ -	$ -	$ -
324	610000131	378.0	$ -	$ -	$ -	$ -	$ -	$ -	$ -	$ -	$ -	$ -	$ -	$ -	$ -	$ -
325	610000131	385.0	$ -	$ -	$ -	$ -	$ -	$ -	$ -	$ -	$ -	$ -	$ -	$ -	$ -	$ -
326	610000132		$ -	$ -	$ -	$ -	$ -	$ -	$ -	$ -	$ -	$ -	$ -	$ -	$ -	$ -
327	610000133		$ -	$ -	$ -	$ -	$ -	$ -	$ -	$ -	$ -	$ -	$ -	$ -	$ -	$ -
328	610000134	376.1	$ 0	$ 0	$ 0	$ 0	$ 0	$ 0	$ 0	$ 0	$ 0	$ 0	$ 0	$ 0	$ 0	$ 0
329	610000134	376.2	$ 0	$ 0	$ 0	$ 0	$ 0	$ 0	$ 0	$ 0	$ 0	$ 0	$ 0	$ 0	$ 0	$ 0
330	610000134	376.4	$ 0	$ 0	$ 0	$ 0	$ 0	$ 0	$ 0	$ 0	$ 0	$ 0	$ 0	$ 0	$ 0	$ 0
331	610000134	380.0	$ 0	$ 0	$ 0	$ 0	$ 0	$ 0	$ 0	$ 0	$ 0	$ 0	$ 0	$ 0	$ 0	$ 0
332	610000135		$ -	$ -	$ -	$ -	$ -	$ -	$ -	$ -	$ -	$ -	$ -	$ -	$ -	$ -
333	610000136		$ -	$ -	$ -	$ -	$ -	$ -	$ -	$ -	$ -	$ -	$ -	$ -	$ -	$ -
334	610000137		$ -	$ -	$ -	$ -	$ -	$ -	$ -	$ -	$ -	$ -	$ -	$ -	$ -	$ -
335	610000138		$ -	$ -	$ -	$ -	$ -	$ -	$ -	$ -	$ -	$ -	$ -	$ -	$ -	$ -
336	624000139	376.2	$ 775	$ 775	$ 868	$ 868	$ 868	$ 957	$ 957	$ 957	$ 1,033	$ 1,033	$ 1,033	$ 1,136	$ 1,136	$ 1,136
337	624000140		$ -	$ -	$ -	$ -	$ -	$ -	$ -	$ -	$ -	$ -	$ -	$ -	$ -	$ -
338	624000141		$ -	$ -	$ -	$ -	$ -	$ -	$ -	$ -	$ -	$ -	$ -	$ -	$ -	$ -
339	624000142		$ -	$ -	$ -	$ -	$ -	$ -	$ -	$ -	$ -	$ -	$ -	$ -	$ -	$ -
340	624000143		$ -	$ -	$ -	$ -	$ -	$ -	$ -	$ -	$ -	$ -	$ -	$ -	$ -	$ -
341	620000144		$ -	$ -	$ -	$ -	$ -	$ -	$ -	$ -	$ -	$ -	$ -	$ -	$ -	$ -
342	620000145		$ -	$ -	$ -	$ -	$ -	$ -	$ -	$ -	$ -	$ -	$ -	$ -	$ -	$ -
343	620000146		$ -	$ -	$ -	$ -	$ -	$ -	$ -	$ -	$ -	$ -	$ -	$ -	$ -	$ -
344	620000147		$ -	$ -	$ -	$ -	$ -	$ -	$ -	$ -	$ -	$ -	$ -	$ -	$ -	$ -
345	629000148		$ -	$ -	$ -	$ -	$ -	$ -	$ -	$ -	$ -	$ -	$ -	$ -	$ -	$ -
346	629000149		$ -	$ -	$ -	$ -	$ -	$ -	$ -	$ -	$ -	$ -	$ -	$ -	$ -	$ -
347	629000150		$ -	$ -	$ -	$ -	$ -	$ -	$ -	$ -	$ -	$ -	$ -	$ -	$ -	$ -
348	629000151		$ -	$ -	$ -	$ -	$ -	$ -	$ -	$ -	$ -	$ -	$ -	$ -	$ -	$ -
349	627000152		$ -	$ -	$ -	$ -	$ -	$ -	$ -	$ -	$ -	$ -	$ -	$ -	$ -	$ -
350	627000153		$ -	$ -	$ -	$ -	$ -	$ -	$ -	$ -	$ -	$ -	$ -	$ -	$ -	$ -
351	627000154		$ -	$ -	$ -	$ -	$ -	$ -	$ -	$ -	$ -	$ -	$ -	$ -	$ -	$ -
352	627000155		$ -	$ -	$ -	$ -	$ -	$ -	$ -	$ -	$ -	$ -	$ -	$ -	$ -	$ -
353	624000156		$ -	$ -	$ -	$ -	$ -	$ -	$ -	$ -	$ -	$ -	$ -	$ -	$ -	$ -
354	624000157		$ -	$ -	$ -	$ -	$ -	$ -	$ -	$ -	$ -	$ -	$ -	$ -	$ -	$ -
355	624000158		$ -	$ -	$ -	$ -	$ -	$ -	$ -	$ -	$ -	$ -	$ -	$ -	$ -	$ -
356	624000159		$ -	$ -	$ -	$ -	$ -	$ -	$ -	$ -	$ -	$ -	$ -	$ -	$ -	$ -
357	624000160		$ -	$ -	$ -	$ -	$ -	$ -	$ -	$ -	$ -	$ -	$ -	$ -	$ -	$ -
358	620000161		$ -	$ -	$ -	$ -	$ -	$ -	$ -	$ -	$ -	$ -	$ -	$ -	$ -	$ -
359	620000162		$ -	$ -	$ -	$ -	$ -	$ -	$ -	$ -	$ -	$ -	$ -	$ -	$ -	$ -
360	620000163		$ -	$ -	$ -	$ -	$ -	$ -	$ -	$ -	$ -	$ -	$ -	$ -	$ -	$ -
361	620000164		$ -	$ -	$ -	$ -	$ -	$ -	$ -	$ -	$ -	$ -	$ -	$ -	$ -	$ -
362	620000165		$ -	$ -	$ -	$ -	$ -	$ -	$ -	$ -	$ -	$ -	$ -	$ -	$ -	$ -
363	629000166		$ -	$ -	$ -	$ -	$ -	$ -	$ -	$ -	$ -	$ -	$ -	$ -	$ -	$ -
364	629000167		$ -	$ -	$ -	$ -	$ -	$ -	$ -	$ -	$ -	$ -	$ -	$ -	$ -	$ -
365	629000168		$ -	$ -	$ -	$ -	$ -	$ -	$ -	$ -	$ -	$ -	$ -	$ -	$ -	$ -
366	629000169		$ -	$ -	$ -	$ -	$ -	$ -	$ -	$ -	$ -	$ -	$ -	$ -	$ -	$ -
367	629000170		$ -	$ -	$ -	$ -	$ -	$ -	$ -	$ -	$ -	$ -	$ -	$ -	$ -	$ -

NEW MEXICO GAS COMPANY, INC.

Depreciation Activity
Base Period - 12 Months Ending March 31, 2023
Future Test Year - 12 Months Ending September 30, 2025

	A	B	C	D	E	F	G	H	I	J	K	L	M	N	O	P	Q	R
1																		
2			Activity	Activity	Activity	Activity	Activity	Activity	Activity	Activity	Activity	Activity	Activity	Activity	Activity	Activity	Activity	Activity
3	Investment Number / Beginning Balance	FERC Account	4/30/2023	5/31/2023	6/30/2023	7/31/2023	8/31/2023	9/30/2023	10/31/2023	11/30/2023	12/31/2023	1/31/2024	2/29/2024	3/31/2024	4/30/2024	5/31/2024	6/30/2024	7/31/2024
368	629000171		$ -	$ -	$ -	$ -	$ -	$ -	$ -	$ -	$ -	$ -	$ -	$ -	$ -	$ -	$ -	$ -
369	627000172		$ -	$ -	$ -	$ -	$ -	$ -	$ -	$ -	$ -	$ -	$ -	$ -	$ -	$ -	$ -	$ -
370	627000173		$ -	$ -	$ -	$ -	$ -	$ -	$ -	$ -	$ -	$ -	$ -	$ -	$ -	$ -	$ -	$ -
371	627000174	378.0	$ -	$ -	$ -	$ -	$ -	$ -	$ 10	$ 10	$ 10	$ 16	$ 16	$ 16	$ 16	$ 16	$ 16	$ 16
372	627000174	385.0	$ -	$ -	$ -	$ -	$ -	$ -	$ 31	$ 31	$ 31	$ 51	$ 51	$ 51	$ 51	$ 51	$ 51	$ 51
373	627000175		$ -	$ -	$ -	$ -	$ -	$ -	$ -	$ -	$ -	$ -	$ -	$ -	$ -	$ -	$ -	$ -
374	627000176		$ -	$ -	$ -	$ -	$ -	$ -	$ -	$ -	$ -	$ -	$ -	$ -	$ -	$ -	$ -	$ -
375	626000177		$ -	$ -	$ -	$ -	$ -	$ -	$ -	$ -	$ -	$ -	$ -	$ -	$ -	$ -	$ -	$ -
376	626000178		$ -	$ -	$ -	$ -	$ -	$ -	$ -	$ -	$ -	$ -	$ -	$ -	$ -	$ -	$ -	$ -
377	626000179		$ -	$ -	$ -	$ -	$ -	$ -	$ -	$ -	$ -	$ -	$ -	$ -	$ -	$ -	$ -	$ -
378	626000180		$ -	$ -	$ -	$ -	$ -	$ -	$ -	$ -	$ -	$ -	$ -	$ -	$ -	$ -	$ -	$ -
379	626000181		$ -	$ -	$ -	$ -	$ -	$ -	$ -	$ -	$ -	$ -	$ -	$ -	$ -	$ -	$ -	$ -
380	626000182		$ -	$ -	$ -	$ -	$ -	$ -	$ -	$ -	$ -	$ -	$ -	$ -	$ -	$ -	$ -	$ -
381	626000183		$ -	$ -	$ -	$ -	$ -	$ -	$ -	$ -	$ -	$ -	$ -	$ -	$ -	$ -	$ -	$ -
382	626000184		$ -	$ -	$ -	$ -	$ -	$ -	$ -	$ -	$ -	$ -	$ -	$ -	$ -	$ -	$ -	$ -
383	626000185		$ -	$ -	$ -	$ -	$ -	$ -	$ -	$ -	$ -	$ -	$ -	$ -	$ -	$ -	$ -	$ -
384	625000186		$ -	$ -	$ -	$ -	$ -	$ -	$ -	$ -	$ -	$ -	$ -	$ -	$ -	$ -	$ -	$ -
385	625000187		$ -	$ -	$ -	$ -	$ -	$ -	$ -	$ -	$ -	$ -	$ -	$ -	$ -	$ -	$ -	$ -
386	634000188		$ -	$ -	$ -	$ -	$ -	$ -	$ -	$ -	$ -	$ -	$ -	$ -	$ -	$ -	$ -	$ -
387	662000189		$ -	$ -	$ -	$ -	$ -	$ -	$ -	$ -	$ -	$ -	$ -	$ -	$ -	$ -	$ -	$ -
388	662000190		$ -	$ -	$ -	$ -	$ -	$ -	$ -	$ -	$ -	$ -	$ -	$ -	$ -	$ -	$ -	$ -
389	662000191		$ -	$ -	$ -	$ -	$ -	$ -	$ -	$ -	$ -	$ -	$ -	$ -	$ -	$ -	$ -	$ -
390	662000192		$ -	$ -	$ -	$ -	$ -	$ -	$ -	$ -	$ -	$ -	$ -	$ -	$ -	$ -	$ -	$ -
391	667000193		$ -	$ -	$ -	$ -	$ -	$ -	$ -	$ -	$ -	$ -	$ -	$ -	$ -	$ -	$ -	$ -
392	667000194		$ -	$ -	$ -	$ -	$ -	$ -	$ -	$ -	$ -	$ -	$ -	$ -	$ -	$ -	$ -	$ -
393	667000195		$ -	$ -	$ -	$ -	$ -	$ -	$ -	$ -	$ -	$ -	$ -	$ -	$ -	$ -	$ -	$ -
394	667000196		$ -	$ -	$ -	$ -	$ -	$ -	$ -	$ -	$ -	$ -	$ -	$ -	$ -	$ -	$ -	$ -
395	660000197		$ -	$ -	$ -	$ -	$ -	$ -	$ -	$ -	$ -	$ -	$ -	$ -	$ -	$ -	$ -	$ -
396	660000198		$ -	$ -	$ -	$ -	$ -	$ -	$ -	$ -	$ -	$ -	$ -	$ -	$ -	$ -	$ -	$ -
397	660000199		$ -	$ -	$ -	$ -	$ -	$ -	$ -	$ -	$ -	$ -	$ -	$ -	$ -	$ -	$ -	$ -
398	660000200		$ -	$ -	$ -	$ -	$ -	$ -	$ -	$ -	$ -	$ -	$ -	$ -	$ -	$ -	$ -	$ -
399	662000201		$ -	$ -	$ -	$ -	$ -	$ -	$ -	$ -	$ -	$ -	$ -	$ -	$ -	$ -	$ -	$ -
400	662000202		$ -	$ -	$ -	$ -	$ -	$ -	$ -	$ -	$ -	$ -	$ -	$ -	$ -	$ -	$ -	$ -
401	662000203		$ -	$ -	$ -	$ -	$ -	$ -	$ -	$ -	$ -	$ -	$ -	$ -	$ -	$ -	$ -	$ -
402	662000204		$ -	$ -	$ -	$ -	$ -	$ -	$ -	$ -	$ -	$ -	$ -	$ -	$ -	$ -	$ -	$ -
403	662000205		$ -	$ -	$ -	$ -	$ -	$ -	$ -	$ -	$ -	$ -	$ -	$ -	$ -	$ -	$ -	$ -
404	667000206		$ -	$ -	$ -	$ -	$ -	$ -	$ -	$ -	$ -	$ -	$ -	$ -	$ -	$ -	$ -	$ -
405	667000207		$ -	$ -	$ -	$ -	$ -	$ -	$ -	$ -	$ -	$ -	$ -	$ -	$ -	$ -	$ -	$ -
406	667000208		$ -	$ -	$ -	$ -	$ -	$ -	$ -	$ -	$ -	$ -	$ -	$ -	$ -	$ -	$ -	$ -
407	667000209		$ -	$ -	$ -	$ -	$ -	$ -	$ -	$ -	$ -	$ -	$ -	$ -	$ -	$ -	$ -	$ -
408	667000210		$ -	$ -	$ -	$ -	$ -	$ -	$ -	$ -	$ -	$ -	$ -	$ -	$ -	$ -	$ -	$ -
409	660000211		$ -	$ -	$ -	$ -	$ -	$ -	$ -	$ -	$ -	$ -	$ -	$ -	$ -	$ -	$ -	$ -
410	660000212		$ -	$ -	$ -	$ -	$ -	$ -	$ -	$ -	$ -	$ -	$ -	$ -	$ -	$ -	$ -	$ -
411	660000213		$ -	$ -	$ -	$ -	$ -	$ -	$ -	$ -	$ -	$ -	$ -	$ -	$ -	$ -	$ -	$ -
412	660000214		$ -	$ -	$ -	$ -	$ -	$ -	$ -	$ -	$ -	$ -	$ -	$ -	$ -	$ -	$ -	$ -
413	660000215		$ -	$ -	$ -	$ -	$ -	$ -	$ -	$ -	$ -	$ -	$ -	$ -	$ -	$ -	$ -	$ -
414	660000216		$ -	$ -	$ -	$ -	$ -	$ -	$ -	$ -	$ -	$ -	$ -	$ -	$ -	$ -	$ -	$ -
415	680000217		$ -	$ -	$ -	$ -	$ -	$ -	$ -	$ -	$ -	$ -	$ -	$ -	$ -	$ -	$ -	$ -
416	680000218		$ -	$ -	$ -	$ -	$ -	$ -	$ -	$ -	$ -	$ -	$ -	$ -	$ -	$ -	$ -	$ -
417	680000219		$ -	$ -	$ -	$ -	$ -	$ -	$ -	$ -	$ -	$ -	$ -	$ -	$ -	$ -	$ -	$ -
418	684000220		$ -	$ -	$ -	$ -	$ -	$ -	$ -	$ -	$ -	$ -	$ -	$ -	$ -	$ -	$ -	$ -
419	684000221		$ -	$ -	$ -	$ -	$ -	$ -	$ -	$ -	$ -	$ -	$ -	$ -	$ -	$ -	$ -	$ -

NEW MEXICO GAS COMPANY, INC.

Depreciation Activity
Base Period - 12 Months Ending March 31, 2023
Future Test Year - 12 Months Ending September 30, 2025

	A	B	S	T	U	V	W	X	Y	Z	AA	AB	AC	AD	AE	AF
1																
2			Activity	Activity	Activity	Activity	Activity	Activity	Activity	Activity	Activity	Activity	Activity	Activity	Activity	Activity
3	Investment Number / Beginning Balance	FERC Account	8/31/2024	9/30/2024	10/31/2024	11/30/2024	12/31/2024	1/31/2025	2/28/2025	3/31/2025	4/30/2025	5/31/2025	6/30/2025	7/31/2025	8/31/2025	9/30/2025
368	629000171		$ -	$ -	$ -	$ -	$ -	$ -	$ -	$ -	$ -	$ -	$ -	$ -	$ -	$ -
369	627000172		$ -	$ -	$ -	$ -	$ -	$ -	$ -	$ -	$ -	$ -	$ -	$ -	$ -	$ -
370	627000173		$ -	$ -	$ -	$ -	$ -	$ -	$ -	$ -	$ -	$ -	$ -	$ -	$ -	$ -
371	627000174	378.0	$ 16	$ 16	$ 26	$ 26	$ 26	$ 34	$ 34	$ 34	$ 34	$ 34	$ 34	$ 34	$ 34	$ 34
372	627000174	385.0	$ 51	$ 51	$ 83	$ 83	$ 83	$ 107	$ 107	$ 107	$ 107	$ 107	$ 107	$ 107	$ 107	$ 107
373	627000175		$ -	$ -	$ -	$ -	$ -	$ -	$ -	$ -	$ -	$ -	$ -	$ -	$ -	$ -
374	627000176		$ -	$ -	$ -	$ -	$ -	$ -	$ -	$ -	$ -	$ -	$ -	$ -	$ -	$ -
375	626000177		$ -	$ -	$ -	$ -	$ -	$ -	$ -	$ -	$ -	$ -	$ -	$ -	$ -	$ -
376	626000178		$ -	$ -	$ -	$ -	$ -	$ -	$ -	$ -	$ -	$ -	$ -	$ -	$ -	$ -
377	626000179		$ -	$ -	$ -	$ -	$ -	$ -	$ -	$ -	$ -	$ -	$ -	$ -	$ -	$ -
378	626000180		$ -	$ -	$ -	$ -	$ -	$ -	$ -	$ -	$ -	$ -	$ -	$ -	$ -	$ -
379	626000181		$ -	$ -	$ -	$ -	$ -	$ -	$ -	$ -	$ -	$ -	$ -	$ -	$ -	$ -
380	626000182		$ -	$ -	$ -	$ -	$ -	$ -	$ -	$ -	$ -	$ -	$ -	$ -	$ -	$ -
381	626000183		$ -	$ -	$ -	$ -	$ -	$ -	$ -	$ -	$ -	$ -	$ -	$ -	$ -	$ -
382	626000184		$ -	$ -	$ -	$ -	$ -	$ -	$ -	$ -	$ -	$ -	$ -	$ -	$ -	$ -
383	626000185		$ -	$ -	$ -	$ -	$ -	$ -	$ -	$ -	$ -	$ -	$ -	$ -	$ -	$ -
384	625000186		$ -	$ -	$ -	$ -	$ -	$ -	$ -	$ -	$ -	$ -	$ -	$ -	$ -	$ -
385	625000187		$ -	$ -	$ -	$ -	$ -	$ -	$ -	$ -	$ -	$ -	$ -	$ -	$ -	$ -
386	634000188		$ -	$ -	$ -	$ -	$ -	$ -	$ -	$ -	$ -	$ -	$ -	$ -	$ -	$ -
387	662000189		$ -	$ -	$ -	$ -	$ -	$ -	$ -	$ -	$ -	$ -	$ -	$ -	$ -	$ -
388	662000190		$ -	$ -	$ -	$ -	$ -	$ -	$ -	$ -	$ -	$ -	$ -	$ -	$ -	$ -
389	662000191		$ -	$ -	$ -	$ -	$ -	$ -	$ -	$ -	$ -	$ -	$ -	$ -	$ -	$ -
390	662000192		$ -	$ -	$ -	$ -	$ -	$ -	$ -	$ -	$ -	$ -	$ -	$ -	$ -	$ -
391	667000193		$ -	$ -	$ -	$ -	$ -	$ -	$ -	$ -	$ -	$ -	$ -	$ -	$ -	$ -
392	667000194		$ -	$ -	$ -	$ -	$ -	$ -	$ -	$ -	$ -	$ -	$ -	$ -	$ -	$ -
393	667000195		$ -	$ -	$ -	$ -	$ -	$ -	$ -	$ -	$ -	$ -	$ -	$ -	$ -	$ -
394	667000196		$ -	$ -	$ -	$ -	$ -	$ -	$ -	$ -	$ -	$ -	$ -	$ -	$ -	$ -
395	660000197		$ -	$ -	$ -	$ -	$ -	$ -	$ -	$ -	$ -	$ -	$ -	$ -	$ -	$ -
396	660000198		$ -	$ -	$ -	$ -	$ -	$ -	$ -	$ -	$ -	$ -	$ -	$ -	$ -	$ -
397	660000199		$ -	$ -	$ -	$ -	$ -	$ -	$ -	$ -	$ -	$ -	$ -	$ -	$ -	$ -
398	660000200		$ -	$ -	$ -	$ -	$ -	$ -	$ -	$ -	$ -	$ -	$ -	$ -	$ -	$ -
399	662000201		$ -	$ -	$ -	$ -	$ -	$ -	$ -	$ -	$ -	$ -	$ -	$ -	$ -	$ -
400	662000202		$ -	$ -	$ -	$ -	$ -	$ -	$ -	$ -	$ -	$ -	$ -	$ -	$ -	$ -
401	662000203		$ -	$ -	$ -	$ -	$ -	$ -	$ -	$ -	$ -	$ -	$ -	$ -	$ -	$ -
402	662000204		$ -	$ -	$ -	$ -	$ -	$ -	$ -	$ -	$ -	$ -	$ -	$ -	$ -	$ -
403	662000205		$ -	$ -	$ -	$ -	$ -	$ -	$ -	$ -	$ -	$ -	$ -	$ -	$ -	$ -
404	667000206		$ -	$ -	$ -	$ -	$ -	$ -	$ -	$ -	$ -	$ -	$ -	$ -	$ -	$ -
405	667000207		$ -	$ -	$ -	$ -	$ -	$ -	$ -	$ -	$ -	$ -	$ -	$ -	$ -	$ -
406	667000208		$ -	$ -	$ -	$ -	$ -	$ -	$ -	$ -	$ -	$ -	$ -	$ -	$ -	$ -
407	667000209		$ -	$ -	$ -	$ -	$ -	$ -	$ -	$ -	$ -	$ -	$ -	$ -	$ -	$ -
408	667000210		$ -	$ -	$ -	$ -	$ -	$ -	$ -	$ -	$ -	$ -	$ -	$ -	$ -	$ -
409	660000211		$ -	$ -	$ -	$ -	$ -	$ -	$ -	$ -	$ -	$ -	$ -	$ -	$ -	$ -
410	660000212		$ -	$ -	$ -	$ -	$ -	$ -	$ -	$ -	$ -	$ -	$ -	$ -	$ -	$ -
411	660000213		$ -	$ -	$ -	$ -	$ -	$ -	$ -	$ -	$ -	$ -	$ -	$ -	$ -	$ -
412	660000214		$ -	$ -	$ -	$ -	$ -	$ -	$ -	$ -	$ -	$ -	$ -	$ -	$ -	$ -
413	660000215		$ -	$ -	$ -	$ -	$ -	$ -	$ -	$ -	$ -	$ -	$ -	$ -	$ -	$ -
414	660000216		$ -	$ -	$ -	$ -	$ -	$ -	$ -	$ -	$ -	$ -	$ -	$ -	$ -	$ -
415	680000217		$ -	$ -	$ -	$ -	$ -	$ -	$ -	$ -	$ -	$ -	$ -	$ -	$ -	$ -
416	680000218		$ -	$ -	$ -	$ -	$ -	$ -	$ -	$ -	$ -	$ -	$ -	$ -	$ -	$ -
417	680000219		$ -	$ -	$ -	$ -	$ -	$ -	$ -	$ -	$ -	$ -	$ -	$ -	$ -	$ -
418	684000220		$ -	$ -	$ -	$ -	$ -	$ -	$ -	$ -	$ -	$ -	$ -	$ -	$ -	$ -
419	684000221		$ -	$ -	$ -	$ -	$ -	$ -	$ -	$ -	$ -	$ -	$ -	$ -	$ -	$ -

NEW MEXICO GAS COMPANY, INC.

Depreciation Activity
Base Period - 12 Months Ending March 31, 2023
Future Test Year - 12 Months Ending September 30, 2025

	A	B	C	D	E	F	G	H	I	J	K	L	M	N	O	P	Q	R
1																		
2			Activity	Activity	Activity	Activity	Activity	Activity	Activity	Activity	Activity	Activity	Activity	Activity	Activity	Activity	Activity	Activity
3	Investment Number / Beginning Balance	FERC Account	4/30/2023	5/31/2023	6/30/2023	7/31/2023	8/31/2023	9/30/2023	10/31/2023	11/30/2023	12/31/2023	1/31/2024	2/29/2024	3/31/2024	4/30/2024	5/31/2024	6/30/2024	7/31/2024
420	684000222		$ -	$ -	$ -	$ -	$ -	$ -	$ -	$ -	$ -	$ -	$ -	$ -	$ -	$ -	$ -	$ -
421	684000223		$ -	$ -	$ -	$ -	$ -	$ -	$ -	$ -	$ -	$ -	$ -	$ -	$ -	$ -	$ -	$ -
422	685000224		$ -	$ -	$ -	$ -	$ -	$ -	$ -	$ -	$ -	$ -	$ -	$ -	$ -	$ -	$ -	$ -
423	685000225		$ -	$ -	$ -	$ -	$ -	$ -	$ -	$ -	$ -	$ -	$ -	$ -	$ -	$ -	$ -	$ -
424	685000226		$ -	$ -	$ -	$ -	$ -	$ -	$ -	$ -	$ -	$ -	$ -	$ -	$ -	$ -	$ -	$ -
425	680000227		$ -	$ -	$ -	$ -	$ -	$ -	$ -	$ -	$ -	$ -	$ -	$ -	$ -	$ -	$ -	$ -
426	680000228	376.1	$ -	$ -	$ -	$ -	$ -	$ -	$ -	$ -	$ -	$ -	$ -	$ -	$ -	$ -	$ -	$ -
427	680000228	376.2	$ -	$ -	$ -	$ -	$ -	$ -	$ -	$ -	$ -	$ -	$ -	$ -	$ -	$ -	$ -	$ -
428	680000228	376.4	$ -	$ -	$ -	$ -	$ -	$ -	$ -	$ -	$ -	$ -	$ -	$ -	$ -	$ -	$ -	$ -
429	680000228	380.0	$ -	$ -	$ -	$ -	$ -	$ -	$ -	$ -	$ -	$ -	$ -	$ -	$ -	$ -	$ -	$ -
430	680000229		$ -	$ -	$ -	$ -	$ -	$ -	$ -	$ -	$ -	$ -	$ -	$ -	$ -	$ -	$ -	$ -
431	680000230		$ -	$ -	$ -	$ -	$ -	$ -	$ -	$ -	$ -	$ -	$ -	$ -	$ -	$ -	$ -	$ -
432	680000231	378.0	$ -	$ -	$ -	$ -	$ -	$ -	$ -	$ -	$ -	$ -	$ -	$ -	$ -	$ -	$ -	$ -
433	680000231	385.0	$ -	$ -	$ -	$ -	$ -	$ -	$ -	$ -	$ -	$ -	$ -	$ -	$ -	$ -	$ -	$ -
434	680000232		$ -	$ -	$ -	$ -	$ -	$ -	$ -	$ -	$ -	$ -	$ -	$ -	$ -	$ -	$ -	$ -
435	680000233		$ -	$ -	$ -	$ -	$ -	$ -	$ -	$ -	$ -	$ -	$ -	$ -	$ -	$ -	$ -	$ -
436	684000234		$ -	$ -	$ -	$ -	$ -	$ -	$ -	$ -	$ -	$ -	$ -	$ -	$ -	$ -	$ -	$ -
437	684000235		$ -	$ -	$ -	$ -	$ -	$ -	$ -	$ -	$ -	$ -	$ -	$ -	$ -	$ -	$ -	$ -
438	684000236		$ -	$ -	$ -	$ -	$ -	$ -	$ -	$ -	$ -	$ -	$ -	$ -	$ -	$ -	$ -	$ -
439	684000237		$ -	$ -	$ -	$ -	$ -	$ -	$ -	$ -	$ -	$ -	$ -	$ -	$ -	$ -	$ -	$ -
440	684000238		$ -	$ -	$ -	$ -	$ -	$ -	$ -	$ -	$ -	$ -	$ -	$ -	$ -	$ -	$ -	$ -
441	685000239		$ -	$ -	$ -	$ -	$ -	$ -	$ -	$ -	$ -	$ -	$ -	$ -	$ -	$ -	$ -	$ -
442	685000240		$ -	$ -	$ -	$ -	$ -	$ -	$ -	$ -	$ -	$ -	$ -	$ -	$ -	$ -	$ -	$ -
443	685000241	378.0	$ -	$ -	$ -	$ -	$ -	$ -	$ -	$ -	$ -	$ -	$ -	$ -	$ 1	$ 1	$ 1	$ 3
444	685000241	385.0	$ -	$ -	$ -	$ -	$ -	$ -	$ -	$ -	$ -	$ -	$ -	$ -	$ 4	$ 4	$ 4	$ 9
445	685000242		$ -	$ -	$ -	$ -	$ -	$ -	$ -	$ -	$ -	$ -	$ -	$ -	$ -	$ -	$ -	$ -
446	685000243		$ -	$ -	$ -	$ -	$ -	$ -	$ -	$ -	$ -	$ -	$ -	$ -	$ -	$ -	$ -	$ -
447	601000244	369.0	$ -	$ -	$ -	$ -	$ -	$ -	$ -	$ -	$ -	$ -	$ -	$ -	$ -	$ -	$ -	$ -
448	601000245	368.0	$ -	$ -	$ -	$ -	$ -	$ -	$ -	$ -	$ -	$ -	$ -	$ -	$ -	$ -	$ -	$ -
449	601000245	369.0	$ -	$ -	$ -	$ -	$ -	$ -	$ -	$ -	$ -	$ -	$ -	$ -	$ -	$ -	$ -	$ -
450	610000246	390.0	$ -	$ -	$ -	$ -	$ -	$ -	$ -	$ -	$ -	$ -	$ -	$ -	$ -	$ -	$ -	$ -
451	601000247	393.0	$ -	$ -	$ -	$ -	$ -	$ -	$ -	$ -	$ -	$ -	$ -	$ -	$ -	$ -	$ -	$ -
452	601000247	396.0	$ -	$ -	$ -	$ -	$ -	$ -	$ -	$ -	$ -	$ -	$ -	$ -	$ -	$ -	$ -	$ -
453	601000248	392.0	$ -	$ -	$ -	$ -	$ -	$ -	$ -	$ -	$ -	$ -	$ -	$ -	$ -	$ -	$ -	$ -
454	601000248	392.1	$ -	$ -	$ -	$ -	$ -	$ -	$ -	$ -	$ -	$ -	$ -	$ -	$ -	$ -	$ -	$ -
455	601000248	392.2	$ -	$ -	$ -	$ -	$ -	$ -	$ -	$ -	$ -	$ -	$ -	$ -	$ -	$ -	$ -	$ -
456	601000248	392.3	$ -	$ -	$ -	$ -	$ -	$ -	$ -	$ -	$ -	$ -	$ -	$ -	$ -	$ -	$ -	$ -
457	601000249		$ -	$ -	$ -	$ -	$ -	$ -	$ -	$ -	$ -	$ -	$ -	$ -	$ -	$ -	$ -	$ -
458	621000250		$ -	$ -	$ -	$ -	$ -	$ -	$ -	$ -	$ -	$ -	$ -	$ -	$ -	$ -	$ -	$ -
459	622000251		$ -	$ -	$ -	$ -	$ -	$ -	$ -	$ -	$ -	$ -	$ -	$ -	$ -	$ -	$ -	$ -
460	632000252		$ -	$ -	$ -	$ -	$ -	$ -	$ -	$ -	$ -	$ -	$ -	$ -	$ -	$ -	$ -	$ -
461	632000253		$ -	$ -	$ -	$ -	$ -	$ -	$ -	$ -	$ -	$ -	$ -	$ -	$ -	$ -	$ -	$ -
462	633000254		$ -	$ -	$ -	$ -	$ -	$ -	$ -	$ -	$ -	$ -	$ -	$ -	$ -	$ -	$ -	$ -
463	610000255		$ -	$ -	$ -	$ -	$ -	$ -	$ -	$ -	$ -	$ -	$ -	$ -	$ -	$ -	$ -	$ -
464	620000256		$ -	$ -	$ -	$ -	$ -	$ -	$ -	$ -	$ -	$ -	$ -	$ -	$ -	$ -	$ -	$ -
465	624000257		$ -	$ -	$ -	$ -	$ -	$ -	$ -	$ -	$ -	$ -	$ -	$ -	$ -	$ -	$ -	$ -
466	627000258		$ -	$ -	$ -	$ -	$ -	$ -	$ -	$ -	$ -	$ -	$ -	$ -	$ -	$ -	$ -	$ -
467	624000259		$ -	$ -	$ -	$ -	$ -	$ -	$ -	$ -	$ -	$ -	$ -	$ -	$ -	$ -	$ -	$ -
468	629000260		$ -	$ -	$ -	$ -	$ -	$ -	$ -	$ -	$ -	$ -	$ -	$ -	$ -	$ -	$ -	$ -
469	626000261		$ -	$ -	$ -	$ -	$ -	$ -	$ -	$ -	$ -	$ -	$ -	$ -	$ -	$ -	$ -	$ -
470	662000262		$ -	$ -	$ -	$ -	$ -	$ -	$ -	$ -	$ -	$ -	$ -	$ -	$ -	$ -	$ -	$ -
471	660000263		$ -	$ -	$ -	$ -	$ -	$ -	$ -	$ -	$ -	$ -	$ -	$ -	$ -	$ -	$ -	$ -

NEW MEXICO GAS COMPANY, INC.

Depreciation Activity
Base Period - 12 Months Ending March 31, 2023
Future Test Year - 12 Months Ending September 30, 2025

	A	B	S	T	U	V	W	X	Y	Z	AA	AB	AC	AD	AE	AF
1																
2			Activity	Activity	Activity	Activity	Activity	Activity	Activity	Activity	Activity	Activity	Activity	Activity	Activity	Activity
3	Investment Number / Beginning Balance	FERC Account	8/31/2024	9/30/2024	10/31/2024	11/30/2024	12/31/2024	1/31/2025	2/28/2025	3/31/2025	4/30/2025	5/31/2025	6/30/2025	7/31/2025	8/31/2025	9/30/2025
420	684000222		$ -	$ -	$ -	$ -	$ -	$ -	$ -	$ -	$ -	$ -	$ -	$ -	$ -	$ -
421	684000223		$ -	$ -	$ -	$ -	$ -	$ -	$ -	$ -	$ -	$ -	$ -	$ -	$ -	$ -
422	685000224		$ -	$ -	$ -	$ -	$ -	$ -	$ -	$ -	$ -	$ -	$ -	$ -	$ -	$ -
423	685000225		$ -	$ -	$ -	$ -	$ -	$ -	$ -	$ -	$ -	$ -	$ -	$ -	$ -	$ -
424	685000226		$ -	$ -	$ -	$ -	$ -	$ -	$ -	$ -	$ -	$ -	$ -	$ -	$ -	$ -
425	680000227		$ -	$ -	$ -	$ -	$ -	$ -	$ -	$ -	$ -	$ -	$ -	$ -	$ -	$ -
426	680000228	376.1	$ -	$ -	$ -	$ -	$ -	$ -	$ -	$ -	$ -	$ -	$ -	$ -	$ -	$ -
427	680000228	376.2	$ -	$ -	$ -	$ -	$ -	$ -	$ -	$ -	$ -	$ -	$ -	$ -	$ -	$ -
428	680000228	376.4	$ -	$ -	$ -	$ -	$ -	$ -	$ -	$ -	$ -	$ -	$ -	$ -	$ -	$ -
429	680000228	380.0	$ -	$ -	$ -	$ -	$ -	$ -	$ -	$ -	$ -	$ -	$ -	$ -	$ -	$ -
430	680000229		$ -	$ -	$ -	$ -	$ -	$ -	$ -	$ -	$ -	$ -	$ -	$ -	$ -	$ -
431	680000230		$ -	$ -	$ -	$ -	$ -	$ -	$ -	$ -	$ -	$ -	$ -	$ -	$ -	$ -
432	680000231	378.0	$ -	$ -	$ -	$ -	$ -	$ -	$ -	$ -	$ -	$ -	$ -	$ -	$ -	$ -
433	680000231	385.0	$ -	$ -	$ -	$ -	$ -	$ -	$ -	$ -	$ -	$ -	$ -	$ -	$ -	$ -
434	680000232		$ -	$ -	$ -	$ -	$ -	$ -	$ -	$ -	$ -	$ -	$ -	$ -	$ -	$ -
435	680000233		$ -	$ -	$ -	$ -	$ -	$ -	$ -	$ -	$ -	$ -	$ -	$ -	$ -	$ -
436	684000234		$ -	$ -	$ -	$ -	$ -	$ -	$ -	$ -	$ -	$ -	$ -	$ -	$ -	$ -
437	684000235		$ -	$ -	$ -	$ -	$ -	$ -	$ -	$ -	$ -	$ -	$ -	$ -	$ -	$ -
438	684000236		$ -	$ -	$ -	$ -	$ -	$ -	$ -	$ -	$ -	$ -	$ -	$ -	$ -	$ -
439	684000237		$ -	$ -	$ -	$ -	$ -	$ -	$ -	$ -	$ -	$ -	$ -	$ -	$ -	$ -
440	684000238		$ -	$ -	$ -	$ -	$ -	$ -	$ -	$ -	$ -	$ -	$ -	$ -	$ -	$ -
441	685000239		$ -	$ -	$ -	$ -	$ -	$ -	$ -	$ -	$ -	$ -	$ -	$ -	$ -	$ -
442	685000240		$ -	$ -	$ -	$ -	$ -	$ -	$ -	$ -	$ -	$ -	$ -	$ -	$ -	$ -
443	685000241	378.0	$ 3	$ 3	$ 4	$ 4	$ 4	$ 7	$ 7	$ 7	$ 8	$ 8	$ 8	$ 10	$ 10	$ 10
444	685000241	385.0	$ 9	$ 9	$ 14	$ 14	$ 14	$ 21	$ 21	$ 21	$ 25	$ 25	$ 25	$ 30	$ 30	$ 30
445	685000242		$ -	$ -	$ -	$ -	$ -	$ -	$ -	$ -	$ -	$ -	$ -	$ -	$ -	$ -
446	685000243		$ -	$ -	$ -	$ -	$ -	$ -	$ -	$ -	$ -	$ -	$ -	$ -	$ -	$ -
447	601000244	369.0	$ -	$ -	$ -	$ -	$ -	$ -	$ -	$ -	$ -	$ -	$ -	$ -	$ -	$ -
448	601000245	368.0	$ -	$ -	$ -	$ -	$ -	$ -	$ -	$ -	$ -	$ -	$ -	$ -	$ -	$ -
449	601000245	369.0	$ -	$ -	$ -	$ -	$ -	$ -	$ -	$ -	$ -	$ -	$ -	$ -	$ -	$ -
450	610000246	390.0	$ -	$ -	$ -	$ -	$ -	$ -	$ -	$ -	$ -	$ -	$ -	$ -	$ -	$ -
451	601000247	393.0	$ -	$ -	$ -	$ -	$ -	$ -	$ -	$ -	$ -	$ -	$ -	$ -	$ -	$ -
452	601000247	396.0	$ -	$ -	$ -	$ -	$ -	$ -	$ -	$ -	$ -	$ -	$ -	$ -	$ -	$ -
453	601000248	392.0	$ -	$ -	$ -	$ -	$ -	$ -	$ -	$ -	$ -	$ -	$ -	$ -	$ -	$ -
454	601000248	392.1	$ -	$ -	$ -	$ -	$ -	$ -	$ -	$ -	$ -	$ -	$ -	$ -	$ -	$ -
455	601000248	392.2	$ -	$ -	$ -	$ -	$ -	$ -	$ -	$ -	$ -	$ -	$ -	$ -	$ -	$ -
456	601000248	392.3	$ -	$ -	$ -	$ -	$ -	$ -	$ -	$ -	$ -	$ -	$ -	$ -	$ -	$ -
457	601000249		$ -	$ -	$ -	$ -	$ -	$ -	$ -	$ -	$ -	$ -	$ -	$ -	$ -	$ -
458	621000250		$ -	$ -	$ -	$ -	$ -	$ -	$ -	$ -	$ -	$ -	$ -	$ -	$ -	$ -
459	622000251		$ -	$ -	$ -	$ -	$ -	$ -	$ -	$ -	$ -	$ -	$ -	$ -	$ -	$ -
460	632000252		$ -	$ -	$ -	$ -	$ -	$ -	$ -	$ -	$ -	$ -	$ -	$ -	$ -	$ -
461	632000253		$ -	$ -	$ -	$ -	$ -	$ -	$ -	$ -	$ -	$ -	$ -	$ -	$ -	$ -
462	633000254		$ -	$ -	$ -	$ -	$ -	$ -	$ -	$ -	$ -	$ -	$ -	$ -	$ -	$ -
463	610000255		$ -	$ -	$ -	$ -	$ -	$ -	$ -	$ -	$ -	$ -	$ -	$ -	$ -	$ -
464	620000256		$ -	$ -	$ -	$ -	$ -	$ -	$ -	$ -	$ -	$ -	$ -	$ -	$ -	$ -
465	624000257		$ -	$ -	$ -	$ -	$ -	$ -	$ -	$ -	$ -	$ -	$ -	$ -	$ -	$ -
466	627000258		$ -	$ -	$ -	$ -	$ -	$ -	$ -	$ -	$ -	$ -	$ -	$ -	$ -	$ -
467	624000259		$ -	$ -	$ -	$ -	$ -	$ -	$ -	$ -	$ -	$ -	$ -	$ -	$ -	$ -
468	629000260		$ -	$ -	$ -	$ -	$ -	$ -	$ -	$ -	$ -	$ -	$ -	$ -	$ -	$ -
469	626000261		$ -	$ -	$ -	$ -	$ -	$ -	$ -	$ -	$ -	$ -	$ -	$ -	$ -	$ -
470	662000262		$ -	$ -	$ -	$ -	$ -	$ -	$ -	$ -	$ -	$ -	$ -	$ -	$ -	$ -
471	660000263		$ -	$ -	$ -	$ -	$ -	$ -	$ -	$ -	$ -	$ -	$ -	$ -	$ -	$ -

Sponsored by NMGC Witness Erik C. Buchanan

NEW MEXICO GAS COMPANY, INC.

Depreciation Activity
Base Period - 12 Months Ending March 31, 2023
Future Test Year - 12 Months Ending September 30, 2025

	A	B	C	D	E	F	G	H	I	J	K	L	M	N	O	P	Q	R
1																		
2			Activity	Activity	Activity	Activity	Activity	Activity	Activity	Activity	Activity	Activity	Activity	Activity	Activity	Activity	Activity	Activity
3	Investment Number / Beginning Balance	FERC Account	4/30/2023	5/31/2023	6/30/2023	7/31/2023	8/31/2023	9/30/2023	10/31/2023	11/30/2023	12/31/2023	1/31/2024	2/29/2024	3/31/2024	4/30/2024	5/31/2024	6/30/2024	7/31/2024
472	667000264		$ -	$ -	$ -	$ -	$ -	$ -	$ -	$ -	$ -	$ -	$ -	$ -	$ -	$ -	$ -	$ -
473	680000265		$ -	$ -	$ -	$ -	$ -	$ -	$ -	$ -	$ -	$ -	$ -	$ -	$ -	$ -	$ -	$ -
474	684000266		$ -	$ -	$ -	$ -	$ -	$ -	$ -	$ -	$ -	$ -	$ -	$ -	$ -	$ -	$ -	$ -
475	610000267		$ -	$ -	$ -	$ -	$ -	$ -	$ -	$ -	$ -	$ -	$ -	$ -	$ -	$ -	$ -	$ -
476	610000268	303.3	$ -	$ -	$ -	$ -	$ -	$ -	$ -	$ -	$ -	$ -	$ -	$ -	$ -	$ -	$ -	$ -
477	601000500	367.1	$ -	$ -	$ -	$ -	$ -	$ -	$ -	$ -	$ -	$ -	$ -	$ -	$ -	$ -	$ -	$ -
478	601000500	368.0	$ -	$ -	$ -	$ -	$ -	$ -	$ -	$ -	$ -	$ -	$ -	$ -	$ -	$ -	$ -	$ -
479	601000500	369.0	$ -	$ -	$ -	$ -	$ -	$ -	$ -	$ -	$ -	$ -	$ -	$ -	$ -	$ -	$ -	$ -
480	T680000501	367.1	$ -	$ -	$ -	$ -	$ -	$ -	$ -	$ -	$ -	$ -	$ -	$ -	$ -	$ -	$ -	$ -
481	T680000501	368.0	$ -	$ -	$ -	$ -	$ -	$ -	$ -	$ -	$ -	$ -	$ -	$ -	$ -	$ -	$ -	$ -
482	T680000501	369.0	$ -	$ -	$ -	$ -	$ -	$ -	$ -	$ -	$ -	$ -	$ -	$ -	$ -	$ -	$ -	$ -
483	T610000502	367.1	$ -	$ -	$ -	$ -	$ -	$ -	$ -	$ -	$ -	$ -	$ -	$ -	$ -	$ -	$ -	$ -
484	T610000502	368.0	$ -	$ -	$ -	$ -	$ -	$ -	$ -	$ -	$ -	$ -	$ -	$ -	$ -	$ -	$ -	$ -
485	T610000502	369.0	$ -	$ -	$ -	$ -	$ -	$ -	$ -	$ -	$ -	$ -	$ -	$ -	$ -	$ -	$ -	$ -
486	T610000503		$ -	$ -	$ -	$ -	$ -	$ -	$ -	$ -	$ -	$ -	$ -	$ -	$ -	$ -	$ -	$ -
487	601000504	367.1	$ -	$ -	$ -	$ -	$ -	$ -	$ -	$ -	$ -	$ -	$ -	$ -	$ -	$ -	$ -	$ -
488	601000504	368.0	$ -	$ -	$ -	$ -	$ -	$ -	$ -	$ -	$ -	$ -	$ -	$ -	$ -	$ -	$ -	$ -
489	601000504	369.0	$ -	$ -	$ -	$ -	$ -	$ -	$ -	$ -	$ -	$ -	$ -	$ -	$ -	$ -	$ -	$ -
490	T680000505	367.1	$ -	$ -	$ -	$ -	$ -	$ -	$ -	$ -	$ -	$ -	$ -	$ -	$ -	$ -	$ -	$ -
491	T680000505	368.0	$ -	$ -	$ -	$ -	$ -	$ -	$ -	$ -	$ -	$ -	$ -	$ -	$ -	$ -	$ -	$ -
492	T680000505	369.0	$ -	$ -	$ -	$ -	$ -	$ -	$ -	$ -	$ -	$ -	$ -	$ -	$ -	$ -	$ -	$ -
493	T626000506	367.1	$ -	$ -	$ -	$ -	$ -	$ -	$ -	$ -	$ -	$ -	$ -	$ -	$ -	$ -	$ -	$ -
494	T626000506	368.0	$ -	$ -	$ -	$ -	$ -	$ -	$ -	$ -	$ -	$ -	$ -	$ -	$ -	$ -	$ -	$ -
495	T626000506	369.0	$ -	$ -	$ -	$ -	$ -	$ -	$ -	$ -	$ -	$ -	$ -	$ -	$ -	$ -	$ -	$ -
496	T624000507	367.1	$ -	$ -	$ -	$ -	$ -	$ -	$ -	$ -	$ -	$ -	$ -	$ -	$ -	$ -	$ -	$ -
497	T624000507	368.0	$ -	$ -	$ -	$ -	$ -	$ -	$ -	$ -	$ -	$ -	$ -	$ -	$ -	$ -	$ -	$ -
498	T624000507	369.0	$ -	$ -	$ -	$ -	$ -	$ -	$ -	$ -	$ -	$ -	$ -	$ -	$ -	$ -	$ -	$ -
499	T610000508	367.1	$ -	$ -	$ -	$ -	$ -	$ -	$ -	$ -	$ -	$ -	$ -	$ -	$ -	$ -	$ -	$ -
500	T610000508	368.0	$ -	$ -	$ -	$ -	$ -	$ -	$ -	$ -	$ -	$ -	$ -	$ -	$ -	$ -	$ -	$ -
501	T610000508	369.0	$ -	$ -	$ -	$ -	$ -	$ -	$ -	$ -	$ -	$ -	$ -	$ -	$ -	$ -	$ -	$ -
502	T610000509	367.1	$ -	$ -	$ -	$ -	$ -	$ -	$ -	$ -	$ -	$ -	$ -	$ -	$ -	$ -	$ -	$ -
503	T610000509	368.0	$ -	$ -	$ -	$ -	$ -	$ -	$ -	$ -	$ -	$ -	$ -	$ -	$ -	$ -	$ -	$ -
504	T610000509	369.0	$ -	$ -	$ -	$ -	$ -	$ -	$ -	$ -	$ -	$ -	$ -	$ -	$ -	$ -	$ -	$ -
505	601000510	367.1	$ -	$ -	$ -	$ -	$ -	$ -	$ -	$ -	$ -	$ -	$ -	$ -	$ -	$ -	$ -	$ -
506	601000510	368.0	$ -	$ -	$ -	$ -	$ -	$ -	$ -	$ -	$ -	$ -	$ -	$ -	$ -	$ -	$ -	$ -
507	601000510	369.0	$ -	$ -	$ -	$ -	$ -	$ -	$ -	$ -	$ -	$ -	$ -	$ -	$ -	$ -	$ -	$ -
508	601000511	367.1	$ -	$ -	$ -	$ -	$ -	$ -	$ -	$ -	$ -	$ -	$ -	$ -	$ -	$ -	$ -	$ -
509	601000511	368.0	$ -	$ -	$ -	$ -	$ -	$ -	$ -	$ -	$ -	$ -	$ -	$ -	$ -	$ -	$ -	$ -
510	601000511	369.0	$ -	$ -	$ -	$ -	$ -	$ -	$ -	$ -	$ -	$ -	$ -	$ -	$ -	$ -	$ -	$ -
511	T660000512	367.1	$ -	$ -	$ -	$ -	$ -	$ -	$ -	$ -	$ -	$ -	$ -	$ -	$ -	$ -	$ -	$ -
512	T660000512	368.0	$ -	$ -	$ -	$ -	$ -	$ -	$ -	$ -	$ -	$ -	$ -	$ -	$ -	$ -	$ -	$ -
513	T660000512	369.0	$ -	$ -	$ -	$ -	$ -	$ -	$ -	$ -	$ -	$ -	$ -	$ -	$ -	$ -	$ -	$ -
514	601000513	367.1	$ -	$ -	$ -	$ 13	$ 13	$ 11	$ 17	$ 17	$ 17	$ 17	$ 17	$ 17	$ 17	$ 17	$ 17	$ 17
515	601000513	368.0	$ -	$ -	$ -	$ 15	$ 15	$ 17	$ 25	$ 25	$ 25	$ 25	$ 25	$ 25	$ 25	$ 25	$ 25	$ 25
516	601000513	369.0	$ -	$ -	$ -	$ 13	$ 13	$ 15	$ 22	$ 22	$ 22	$ 22	$ 22	$ 22	$ 22	$ 22	$ 22	$ 22
517	T610000514		$ -	$ -	$ -	$ -	$ -	$ -	$ -	$ -	$ -	$ -	$ -	$ -	$ -	$ -	$ -	$ -
518	601000515	367.1	$ -	$ -	$ -	$ -	$ -	$ -	$ -	$ -	$ -	$ -	$ -	$ -	$ -	$ -	$ -	$ -
519	601000515	368.0	$ -	$ -	$ -	$ -	$ -	$ -	$ -	$ -	$ -	$ -	$ -	$ -	$ -	$ -	$ -	$ -
520	601000515	369.0	$ -	$ -	$ -	$ -	$ -	$ -	$ -	$ -	$ -	$ -	$ -	$ -	$ -	$ -	$ -	$ -
521	601000516	367.1	$ -	$ -	$ -	$ -	$ -	$ -	$ -	$ -	$ -	$ -	$ -	$ -	$ -	$ -	$ -	$ -
522	601000516	368.0	$ -	$ -	$ -	$ -	$ -	$ -	$ -	$ -	$ -	$ -	$ -	$ -	$ -	$ -	$ -	$ -
523	601000516	369.0	$ -	$ -	$ -	$ -	$ -	$ -	$ -	$ -	$ -	$ -	$ -	$ -	$ -	$ -	$ -	$ -

Sponsored by NMGC Witness Erik C. Buchanan

NEW MEXICO GAS COMPANY, INC.

Depreciation Activity
Base Period - 12 Months Ending March 31, 2023
Future Test Year - 12 Months Ending September 30, 2025

	A	B	S	T	U	V	W	X	Y	Z	AA	AB	AC	AD	AE	AF
1																
2			Activity	Activity	Activity	Activity	Activity	Activity	Activity	Activity	Activity	Activity	Activity	Activity	Activity	Activity
3	Investment Number / Beginning Balance	FERC Account	8/31/2024	9/30/2024	10/31/2024	11/30/2024	12/31/2024	1/31/2025	2/28/2025	3/31/2025	4/30/2025	5/31/2025	6/30/2025	7/31/2025	8/31/2025	9/30/2025
472	667000264		$ -	$ -	$ -	$ -	$ -	$ -	$ -	$ -	$ -	$ -	$ -	$ -	$ -	$ -
473	680000265		$ -	$ -	$ -	$ -	$ -	$ -	$ -	$ -	$ -	$ -	$ -	$ -	$ -	$ -
474	684000266		$ -	$ -	$ -	$ -	$ -	$ -	$ -	$ -	$ -	$ -	$ -	$ -	$ -	$ -
475	610000267		$ -	$ -	$ -	$ -	$ -	$ -	$ -	$ -	$ -	$ -	$ -	$ -	$ -	$ -
476	610000268	303.3	$ -	$ -	$ -	$ -	$ -	$ -	$ -	$ -	$ -	$ -	$ -	$ -	$ -	$ -
477	601000500	367.1	$ -	$ -	$ -	$ -	$ -	$ -	$ -	$ -	$ -	$ -	$ -	$ -	$ -	$ -
478	601000500	368.0	$ -	$ -	$ -	$ -	$ -	$ -	$ -	$ -	$ -	$ -	$ -	$ -	$ -	$ -
479	601000500	369.0	$ -	$ -	$ -	$ -	$ -	$ -	$ -	$ -	$ -	$ -	$ -	$ -	$ -	$ -
480	T680000501	367.1	$ -	$ -	$ -	$ -	$ -	$ -	$ -	$ -	$ -	$ -	$ -	$ -	$ -	$ -
481	T680000501	368.0	$ -	$ -	$ -	$ -	$ -	$ -	$ -	$ -	$ -	$ -	$ -	$ -	$ -	$ -
482	T680000501	369.0	$ -	$ -	$ -	$ -	$ -	$ -	$ -	$ -	$ -	$ -	$ -	$ -	$ -	$ -
483	T610000502	367.1	$ -	$ -	$ -	$ -	$ -	$ -	$ -	$ -	$ -	$ -	$ -	$ -	$ -	$ -
484	T610000502	368.0	$ -	$ -	$ -	$ -	$ -	$ -	$ -	$ -	$ -	$ -	$ -	$ -	$ -	$ -
485	T610000502	369.0	$ -	$ -	$ -	$ -	$ -	$ -	$ -	$ -	$ -	$ -	$ -	$ -	$ -	$ -
486	T610000503		$ -	$ -	$ -	$ -	$ -	$ -	$ -	$ -	$ -	$ -	$ -	$ -	$ -	$ -
487	601000504	367.1	$ -	$ -	$ -	$ -	$ -	$ -	$ -	$ -	$ -	$ -	$ -	$ -	$ -	$ -
488	601000504	368.0	$ -	$ -	$ -	$ -	$ -	$ -	$ -	$ -	$ -	$ -	$ -	$ -	$ -	$ -
489	601000504	369.0	$ -	$ -	$ -	$ -	$ -	$ -	$ -	$ -	$ -	$ -	$ -	$ -	$ -	$ -
490	T680000505	367.1	$ -	$ -	$ -	$ -	$ -	$ -	$ -	$ -	$ -	$ -	$ -	$ -	$ -	$ -
491	T680000505	368.0	$ -	$ -	$ -	$ -	$ -	$ -	$ -	$ -	$ -	$ -	$ -	$ -	$ -	$ -
492	T680000505	369.0	$ -	$ -	$ -	$ -	$ -	$ -	$ -	$ -	$ -	$ -	$ -	$ -	$ -	$ -
493	T626000506	367.1	$ -	$ -	$ -	$ -	$ -	$ -	$ -	$ -	$ -	$ -	$ -	$ -	$ -	$ -
494	T626000506	368.0	$ -	$ -	$ -	$ -	$ -	$ -	$ -	$ -	$ -	$ -	$ -	$ -	$ -	$ -
495	T626000506	369.0	$ -	$ -	$ -	$ -	$ -	$ -	$ -	$ -	$ -	$ -	$ -	$ -	$ -	$ -
496	T624000507	367.1	$ -	$ -	$ -	$ -	$ -	$ -	$ -	$ -	$ -	$ -	$ -	$ -	$ -	$ -
497	T624000507	368.0	$ -	$ -	$ -	$ -	$ -	$ -	$ -	$ -	$ -	$ -	$ -	$ -	$ -	$ -
498	T624000507	369.0	$ -	$ -	$ -	$ -	$ -	$ -	$ -	$ -	$ -	$ -	$ -	$ -	$ -	$ -
499	T610000508	367.1	$ -	$ -	$ -	$ -	$ -	$ -	$ -	$ -	$ -	$ -	$ -	$ -	$ -	$ -
500	T610000508	368.0	$ -	$ -	$ -	$ -	$ -	$ -	$ -	$ -	$ -	$ -	$ -	$ -	$ -	$ -
501	T610000508	369.0	$ -	$ -	$ -	$ -	$ -	$ -	$ -	$ -	$ -	$ -	$ -	$ -	$ -	$ -
502	T610000509	367.1	$ -	$ -	$ -	$ -	$ -	$ -	$ -	$ -	$ -	$ -	$ -	$ -	$ -	$ -
503	T610000509	368.0	$ -	$ -	$ -	$ -	$ -	$ -	$ -	$ -	$ -	$ -	$ -	$ -	$ -	$ -
504	T610000509	369.0	$ -	$ -	$ -	$ -	$ -	$ -	$ -	$ -	$ -	$ -	$ -	$ -	$ -	$ -
505	601000510	367.1	$ -	$ -	$ -	$ -	$ -	$ -	$ -	$ -	$ -	$ -	$ -	$ -	$ -	$ -
506	601000510	368.0	$ -	$ -	$ -	$ -	$ -	$ -	$ -	$ -	$ -	$ -	$ -	$ -	$ -	$ -
507	601000510	369.0	$ -	$ -	$ -	$ -	$ -	$ -	$ -	$ -	$ -	$ -	$ -	$ -	$ -	$ -
508	601000511	367.1	$ -	$ -	$ -	$ -	$ -	$ -	$ -	$ -	$ -	$ -	$ -	$ -	$ -	$ -
509	601000511	368.0	$ -	$ -	$ -	$ -	$ -	$ -	$ -	$ -	$ -	$ -	$ -	$ -	$ -	$ -
510	601000511	369.0	$ -	$ -	$ -	$ -	$ -	$ -	$ -	$ -	$ -	$ -	$ -	$ -	$ -	$ -
511	T660000512	367.1	$ -	$ -	$ -	$ -	$ -	$ -	$ -	$ -	$ -	$ -	$ -	$ -	$ -	$ -
512	T660000512	368.0	$ -	$ -	$ -	$ -	$ -	$ -	$ -	$ -	$ -	$ -	$ -	$ -	$ -	$ -
513	T660000512	369.0	$ -	$ -	$ -	$ -	$ -	$ -	$ -	$ -	$ -	$ -	$ -	$ -	$ -	$ -
514	601000513	367.1	$ 17	$ 17	$ 17	$ 17	$ 17	$ 17	$ 17	$ 17	$ 17	$ 17	$ 17	$ 17	$ 17	$ 17
515	601000513	368.0	$ 25	$ 25	$ 25	$ 25	$ 25	$ 25	$ 25	$ 25	$ 25	$ 25	$ 25	$ 25	$ 25	$ 25
516	601000513	369.0	$ 22	$ 22	$ 22	$ 22	$ 22	$ 22	$ 22	$ 22	$ 22	$ 22	$ 22	$ 22	$ 22	$ 22
517	T610000514		$ -	$ -	$ -	$ -	$ -	$ -	$ -	$ -	$ -	$ -	$ -	$ -	$ -	$ -
518	601000515	367.1	$ -	$ -	$ -	$ -	$ -	$ -	$ -	$ -	$ -	$ -	$ -	$ -	$ -	$ -
519	601000515	368.0	$ -	$ -	$ -	$ -	$ -	$ -	$ -	$ -	$ -	$ -	$ -	$ -	$ -	$ -
520	601000515	369.0	$ -	$ -	$ -	$ -	$ -	$ -	$ -	$ -	$ -	$ -	$ -	$ -	$ -	$ -
521	601000516	367.1	$ -	$ -	$ -	$ -	$ -	$ -	$ -	$ -	$ -	$ -	$ -	$ -	$ -	$ -
522	601000516	368.0	$ -	$ -	$ -	$ -	$ -	$ -	$ -	$ -	$ -	$ -	$ -	$ -	$ -	$ -
523	601000516	369.0	$ -	$ -	$ -	$ -	$ -	$ -	$ -	$ -	$ -	$ -	$ -	$ -	$ -	$ -

Sponsored by NMGC Witness Erik C. Buchanan

NEW MEXICO GAS COMPANY, INC.

Depreciation Activity
Base Period - 12 Months Ending March 31, 2023
Future Test Year - 12 Months Ending September 30, 2025

	A	B	C	D	E	F	G	H	I	J	K	L	M	N	O	P	Q	R
1																		
2			Activity	Activity	Activity	Activity	Activity	Activity	Activity	Activity	Activity	Activity	Activity	Activity	Activity	Activity	Activity	Activity
3	Investment Number / Beginning Balance	FERC Account	4/30/2023	5/31/2023	6/30/2023	7/31/2023	8/31/2023	9/30/2023	10/31/2023	11/30/2023	12/31/2023	1/31/2024	2/29/2024	3/31/2024	4/30/2024	5/31/2024	6/30/2024	7/31/2024
524	T624000517	367.1	$ -	$ -	$ -	$ -	$ -	$ -	$ -	$ -	$ -	$ -	$ -	$ -	$ -	$ -	$ -	$ -
525	T624000517	368.0	$ -	$ -	$ -	$ -	$ -	$ -	$ -	$ -	$ -	$ -	$ -	$ -	$ -	$ -	$ -	$ -
526	T624000517	369.0	$ -	$ -	$ -	$ -	$ -	$ -	$ -	$ -	$ -	$ -	$ -	$ -	$ -	$ -	$ -	$ -
527	627000518		$ -	$ -	$ -	$ -	$ -	$ -	$ -	$ -	$ -	$ -	$ -	$ -	$ -	$ -	$ -	$ -
528	T621000519	367.1	$ -	$ -	$ -	$ -	$ -	$ -	$ -	$ -	$ -	$ -	$ -	$ -	$ -	$ -	$ -	$ -
529	T621000519	368.0	$ -	$ -	$ -	$ -	$ -	$ -	$ -	$ -	$ -	$ -	$ -	$ -	$ -	$ -	$ -	$ -
530	T621000519	369.0	$ -	$ -	$ -	$ -	$ -	$ -	$ -	$ -	$ -	$ -	$ -	$ -	$ -	$ -	$ -	$ -
531	601000520	376.1	$ -	$ -	$ -	$ -	$ -	$ -	$ -	$ -	$ -	$ -	$ -	$ -	$ -	$ -	$ -	$ -
532	601000520	376.2	$ -	$ -	$ -	$ -	$ -	$ -	$ -	$ -	$ -	$ -	$ -	$ -	$ -	$ -	$ -	$ -
533	601000520	376.4	$ -	$ -	$ -	$ -	$ -	$ -	$ -	$ -	$ -	$ -	$ -	$ -	$ -	$ -	$ -	$ -
534	601000520	380.0	$ -	$ -	$ -	$ -	$ -	$ -	$ -	$ -	$ -	$ -	$ -	$ -	$ -	$ -	$ -	$ -
535	T624000521	367.1	$ -	$ -	$ -	$ -	$ -	$ -	$ -	$ -	$ -	$ -	$ -	$ -	$ -	$ -	$ -	$ -
536	601000522	303.3	$ -	$ -	$ -	$ -	$ -	$ -	$ -	$ -	$ -	$ -	$ -	$ -	$ -	$ -	$ -	$ -
537	601000523	303.3	$ -	$ -	$ -	$ 7,132	$ 7,132	$ 7,132	$ 7,132	$ 7,132	$ 7,132	$ 7,132	$ 7,132	$ 7,132	$ 7,132	$ 7,132	$ 7,132	$ 7,132
538	601000524		$ -	$ -	$ -	$ -	$ -	$ -	$ -	$ -	$ -	$ -	$ -	$ -	$ -	$ -	$ -	$ -
539	610000525	376.1	$ -	$ -	$ -	$ -	$ -	$ -	$ -	$ -	$ -	$ -	$ -	$ -	$ -	$ -	$ -	$ -
540	610000525	376.2	$ -	$ -	$ -	$ -	$ -	$ -	$ -	$ -	$ -	$ -	$ -	$ -	$ -	$ -	$ -	$ -
541	610000525	376.4	$ -	$ -	$ -	$ -	$ -	$ -	$ -	$ -	$ -	$ -	$ -	$ -	$ -	$ -	$ -	$ -
542	610000525	380.0	$ -	$ -	$ -	$ -	$ -	$ -	$ -	$ -	$ -	$ -	$ -	$ -	$ -	$ -	$ -	$ -
543	610000526	376.1	$ -	$ -	$ -	$ -	$ -	$ -	$ -	$ -	$ -	$ -	$ -	$ -	$ -	$ -	$ -	$ -
544	610000526	376.2	$ -	$ -	$ -	$ -	$ -	$ -	$ -	$ -	$ -	$ -	$ -	$ -	$ -	$ -	$ -	$ -
545	610000526	376.4	$ -	$ -	$ -	$ -	$ -	$ -	$ -	$ -	$ -	$ -	$ -	$ -	$ -	$ -	$ -	$ -
546	610000526	380.0	$ -	$ -	$ -	$ -	$ -	$ -	$ -	$ -	$ -	$ -	$ -	$ -	$ -	$ -	$ -	$ -
547	601000527	376.1	$ -	$ -	$ -	$ -	$ -	$ -	$ -	$ -	$ -	$ -	$ -	$ -	$ -	$ -	$ -	$ -
548	601000527	376.2	$ -	$ -	$ -	$ -	$ -	$ -	$ -	$ -	$ -	$ -	$ -	$ -	$ -	$ -	$ -	$ -
549	601000527	376.4	$ -	$ -	$ -	$ -	$ -	$ -	$ -	$ -	$ -	$ -	$ -	$ -	$ -	$ -	$ -	$ -
550	601000527	380.0	$ -	$ -	$ -	$ -	$ -	$ -	$ -	$ -	$ -	$ -	$ -	$ -	$ -	$ -	$ -	$ -
551	633000528	376.1	$ -	$ -	$ -	$ -	$ -	$ -	$ -	$ -	$ -	$ -	$ -	$ -	$ -	$ -	$ -	$ -
552	633000528	376.2	$ -	$ -	$ -	$ -	$ -	$ -	$ -	$ -	$ -	$ -	$ -	$ -	$ -	$ -	$ -	$ -
553	633000528	376.4	$ -	$ -	$ -	$ -	$ -	$ -	$ -	$ -	$ -	$ -	$ -	$ -	$ -	$ -	$ -	$ -
554	633000528	380.0	$ -	$ -	$ -	$ -	$ -	$ -	$ -	$ -	$ -	$ -	$ -	$ -	$ -	$ -	$ -	$ -
555	633000529	376.1	$ -	$ -	$ -	$ -	$ -	$ -	$ -	$ -	$ -	$ -	$ -	$ -	$ -	$ -	$ -	$ -
556	633000529	376.2	$ -	$ -	$ -	$ -	$ -	$ -	$ -	$ -	$ -	$ -	$ -	$ -	$ -	$ -	$ -	$ -
557	633000529	376.4	$ -	$ -	$ -	$ -	$ -	$ -	$ -	$ -	$ -	$ -	$ -	$ -	$ -	$ -	$ -	$ -
558	633000529	380.0	$ -	$ -	$ -	$ -	$ -	$ -	$ -	$ -	$ -	$ -	$ -	$ -	$ -	$ -	$ -	$ -
559	611000530		$ -	$ -	$ -	$ -	$ -	$ -	$ -	$ -	$ -	$ -	$ -	$ -	$ -	$ -	$ -	$ -
560	611000531		$ -	$ -	$ -	$ -	$ -	$ -	$ -	$ -	$ -	$ -	$ -	$ -	$ -	$ -	$ -	$ -
561	610000532		$ -	$ -	$ -	$ -	$ -	$ -	$ -	$ -	$ -	$ -	$ -	$ -	$ -	$ -	$ -	$ -
562	610000533	376.1	$ -	$ -	$ -	$ -	$ -	$ -	$ -	$ -	$ -	$ -	$ -	$ -	$ -	$ -	$ -	$ -
563	610000533	376.2	$ -	$ -	$ -	$ -	$ -	$ -	$ -	$ -	$ -	$ -	$ -	$ -	$ -	$ -	$ -	$ -
564	610000533	376.4	$ -	$ -	$ -	$ -	$ -	$ -	$ -	$ -	$ -	$ -	$ -	$ -	$ -	$ -	$ -	$ -
565	610000533	380.0	$ -	$ -	$ -	$ -	$ -	$ -	$ -	$ -	$ -	$ -	$ -	$ -	$ -	$ -	$ -	$ -
566	680000534	376.1	$ -	$ -	$ -	$ -	$ -	$ -	$ -	$ -	$ -	$ -	$ -	$ -	$ -	$ -	$ -	$ -
567	680000534	376.2	$ -	$ -	$ -	$ -	$ -	$ -	$ -	$ -	$ -	$ -	$ -	$ -	$ -	$ -	$ -	$ -
568	680000534	376.4	$ -	$ -	$ -	$ -	$ -	$ -	$ -	$ -	$ -	$ -	$ -	$ -	$ -	$ -	$ -	$ -
569	621000535		$ -	$ -	$ -	$ -	$ -	$ -	$ -	$ -	$ -	$ -	$ -	$ -	$ -	$ -	$ -	$ -
570	633000536	376.1	$ -	$ -	$ -	$ -	$ -	$ -	$ -	$ -	$ -	$ -	$ -	$ -	$ -	$ -	$ -	$ -
571	633000536	376.2	$ -	$ -	$ -	$ -	$ -	$ -	$ -	$ -	$ -	$ -	$ -	$ -	$ -	$ -	$ -	$ -
572	633000536	376.4	$ -	$ -	$ -	$ -	$ -	$ -	$ -	$ -	$ -	$ -	$ -	$ -	$ -	$ -	$ -	$ -
573	633000536	380.0	$ -	$ -	$ -	$ -	$ -	$ -	$ -	$ -	$ -	$ -	$ -	$ -	$ -	$ -	$ -	$ -
574	610000537	376.1	$ -	$ -	$ -	$ -	$ -	$ -	$ -	$ -	$ -	$ -	$ -	$ -	$ -	$ -	$ -	$ -
575	610000537	376.2	$ -	$ -	$ -	$ -	$ -	$ -	$ -	$ -	$ -	$ -	$ -	$ -	$ -	$ -	$ -	$ -

Sponsored by NMGC Witness Erik C. Buchanan

NEW MEXICO GAS COMPANY, INC.

Depreciation Activity
Base Period - 12 Months Ending March 31, 2023
Future Test Year - 12 Months Ending September 30, 2025

	A	B	S	T	U	V	W	X	Y	Z	AA	AB	AC	AD	AE	AF
1																
2			Activity	Activity	Activity	Activity	Activity	Activity	Activity	Activity	Activity	Activity	Activity	Activity	Activity	Activity
3	Investment Number / Beginning Balance	FERC Account	8/31/2024	9/30/2024	10/31/2024	11/30/2024	12/31/2024	1/31/2025	2/28/2025	3/31/2025	4/30/2025	5/31/2025	6/30/2025	7/31/2025	8/31/2025	9/30/2025
524	T624000517	367.1	$ -	$ -	$ -	$ -	$ -	$ -	$ -	$ -	$ -	$ -	$ -	$ -	$ -	$ -
525	T624000517	368.0	$ -	$ -	$ -	$ -	$ -	$ -	$ -	$ -	$ -	$ -	$ -	$ -	$ -	$ -
526	T624000517	369.0	$ -	$ -	$ -	$ -	$ -	$ -	$ -	$ -	$ -	$ -	$ -	$ -	$ -	$ -
527	627000518		$ -	$ -	$ -	$ -	$ -	$ -	$ -	$ -	$ -	$ -	$ -	$ -	$ -	$ -
528	T621000519	367.1	$ -	$ -	$ -	$ -	$ -	$ -	$ -	$ -	$ -	$ -	$ -	$ -	$ -	$ -
529	T621000519	368.0	$ -	$ -	$ -	$ -	$ -	$ -	$ -	$ -	$ -	$ -	$ -	$ -	$ -	$ -
530	T621000519	369.0	$ -	$ -	$ -	$ -	$ -	$ -	$ -	$ -	$ -	$ -	$ -	$ -	$ -	$ -
531	601000520	376.1	$ -	$ -	$ -	$ -	$ -	$ -	$ -	$ -	$ -	$ -	$ -	$ -	$ -	$ -
532	601000520	376.2	$ -	$ -	$ -	$ -	$ -	$ -	$ -	$ -	$ -	$ -	$ -	$ -	$ -	$ -
533	601000520	376.4	$ -	$ -	$ -	$ -	$ -	$ -	$ -	$ -	$ -	$ -	$ -	$ -	$ -	$ -
534	601000520	380.0	$ -	$ -	$ -	$ -	$ -	$ -	$ -	$ -	$ -	$ -	$ -	$ -	$ -	$ -
535	T624000521	367.1	$ -	$ -	$ -	$ -	$ -	$ -	$ -	$ -	$ -	$ -	$ -	$ -	$ -	$ -
536	601000522	303.3	$ -	$ -	$ -	$ -	$ -	$ -	$ -	$ -	$ -	$ -	$ -	$ -	$ -	$ -
537	601000523	303.3	$ 7,132	$ 7,132	$ 7,132	$ 7,132	$ 7,132	$ 7,132	$ 7,132	$ 7,132	$ 7,132	$ 7,132	$ 7,132	$ 7,132	$ 7,132	$ 7,132
538	601000524		$ -	$ -	$ -	$ -	$ -	$ -	$ -	$ -	$ -	$ -	$ -	$ -	$ -	$ -
539	610000525	376.1	$ -	$ -	$ -	$ -	$ -	$ -	$ -	$ -	$ -	$ -	$ -	$ -	$ -	$ -
540	610000525	376.2	$ -	$ -	$ -	$ -	$ -	$ -	$ -	$ -	$ -	$ -	$ -	$ -	$ -	$ -
541	610000525	376.4	$ -	$ -	$ -	$ -	$ -	$ -	$ -	$ -	$ -	$ -	$ -	$ -	$ -	$ -
542	610000525	380.0	$ -	$ -	$ -	$ -	$ -	$ -	$ -	$ -	$ -	$ -	$ -	$ -	$ -	$ -
543	610000526	376.1	$ -	$ -	$ -	$ -	$ -	$ -	$ -	$ -	$ -	$ -	$ -	$ -	$ -	$ -
544	610000526	376.2	$ -	$ -	$ -	$ -	$ -	$ -	$ -	$ -	$ -	$ -	$ -	$ -	$ -	$ -
545	610000526	376.4	$ -	$ -	$ -	$ -	$ -	$ -	$ -	$ -	$ -	$ -	$ -	$ -	$ -	$ -
546	610000526	380.0	$ -	$ -	$ -	$ -	$ -	$ -	$ -	$ -	$ -	$ -	$ -	$ -	$ -	$ -
547	601000527	376.1	$ -	$ -	$ -	$ -	$ -	$ -	$ -	$ -	$ -	$ -	$ -	$ -	$ -	$ -
548	601000527	376.2	$ -	$ -	$ -	$ -	$ -	$ -	$ -	$ -	$ -	$ -	$ -	$ -	$ -	$ -
549	601000527	376.4	$ -	$ -	$ -	$ -	$ -	$ -	$ -	$ -	$ -	$ -	$ -	$ -	$ -	$ -
550	601000527	380.0	$ -	$ -	$ -	$ -	$ -	$ -	$ -	$ -	$ -	$ -	$ -	$ -	$ -	$ -
551	633000528	376.1	$ -	$ -	$ -	$ -	$ -	$ -	$ -	$ -	$ -	$ -	$ -	$ -	$ -	$ -
552	633000528	376.2	$ -	$ -	$ -	$ -	$ -	$ -	$ -	$ -	$ -	$ -	$ -	$ -	$ -	$ -
553	633000528	376.4	$ -	$ -	$ -	$ -	$ -	$ -	$ -	$ -	$ -	$ -	$ -	$ -	$ -	$ -
554	633000528	380.0	$ -	$ -	$ -	$ -	$ -	$ -	$ -	$ -	$ -	$ -	$ -	$ -	$ -	$ -
555	633000529	376.1	$ -	$ -	$ -	$ -	$ -	$ -	$ -	$ -	$ -	$ -	$ -	$ -	$ -	$ -
556	633000529	376.2	$ -	$ -	$ -	$ -	$ -	$ -	$ -	$ -	$ -	$ -	$ -	$ -	$ -	$ -
557	633000529	376.4	$ -	$ -	$ -	$ -	$ -	$ -	$ -	$ -	$ -	$ -	$ -	$ -	$ -	$ -
558	633000529	380.0	$ -	$ -	$ -	$ -	$ -	$ -	$ -	$ -	$ -	$ -	$ -	$ -	$ -	$ -
559	611000530		$ -	$ -	$ -	$ -	$ -	$ -	$ -	$ -	$ -	$ -	$ -	$ -	$ -	$ -
560	611000531		$ -	$ -	$ -	$ -	$ -	$ -	$ -	$ -	$ -	$ -	$ -	$ -	$ -	$ -
561	610000532		$ -	$ -	$ -	$ -	$ -	$ -	$ -	$ -	$ -	$ -	$ -	$ -	$ -	$ -
562	610000533	376.1	$ -	$ -	$ -	$ -	$ -	$ -	$ -	$ -	$ -	$ -	$ -	$ -	$ -	$ -
563	610000533	376.2	$ -	$ -	$ -	$ -	$ -	$ -	$ -	$ -	$ -	$ -	$ -	$ -	$ -	$ -
564	610000533	376.4	$ -	$ -	$ -	$ -	$ -	$ -	$ -	$ -	$ -	$ -	$ -	$ -	$ -	$ -
565	610000533	380.0	$ -	$ -	$ -	$ -	$ -	$ -	$ -	$ -	$ -	$ -	$ -	$ -	$ -	$ -
566	680000534	376.1	$ -	$ -	$ -	$ -	$ -	$ -	$ -	$ -	$ -	$ -	$ -	$ -	$ -	$ -
567	680000534	376.2	$ -	$ -	$ -	$ -	$ -	$ -	$ -	$ -	$ -	$ -	$ -	$ -	$ -	$ -
568	680000534	376.4	$ -	$ -	$ -	$ -	$ -	$ -	$ -	$ -	$ -	$ -	$ -	$ -	$ -	$ -
569	621000535		$ -	$ -	$ -	$ -	$ -	$ -	$ -	$ -	$ -	$ -	$ -	$ -	$ -	$ -
570	633000536	376.1	$ -	$ -	$ -	$ -	$ -	$ -	$ -	$ -	$ -	$ -	$ -	$ -	$ -	$ -
571	633000536	376.2	$ -	$ -	$ -	$ -	$ -	$ -	$ -	$ -	$ -	$ -	$ -	$ -	$ -	$ -
572	633000536	376.4	$ -	$ -	$ -	$ -	$ -	$ -	$ -	$ -	$ -	$ -	$ -	$ -	$ -	$ -
573	633000536	380.0	$ -	$ -	$ -	$ -	$ -	$ -	$ -	$ -	$ -	$ -	$ -	$ -	$ -	$ -
574	610000537	376.1	$ -	$ -	$ -	$ -	$ -	$ -	$ -	$ -	$ -	$ -	$ -	$ -	$ -	$ -
575	610000537	376.2	$ -	$ -	$ -	$ -	$ -	$ -	$ -	$ -	$ -	$ -	$ -	$ -	$ -	$ -

Sponsored by NMGC Witness Erik C. Buchanan

NEW MEXICO GAS COMPANY, INC.

Depreciation Activity
Base Period - 12 Months Ending March 31, 2023
Future Test Year - 12 Months Ending September 30, 2025

	A	B	C	D	E	F	G	H	I	J	K	L	M	N	O	P	Q	R
1																		
2			Activity	Activity	Activity	Activity	Activity	Activity	Activity	Activity	Activity	Activity	Activity	Activity	Activity	Activity	Activity	Activity
3	Investment Number / Beginning Balance	FERC Account	4/30/2023	5/31/2023	6/30/2023	7/31/2023	8/31/2023	9/30/2023	10/31/2023	11/30/2023	12/31/2023	1/31/2024	2/29/2024	3/31/2024	4/30/2024	5/31/2024	6/30/2024	7/31/2024
576	610000537	376.4	$ -	$ -	$ -	$ -	$ -	$ -	$ -	$ -	$ -	$ -	$ -	$ -	$ -	$ -	$ -	$ -
577	610000537	380.0	$ -	$ -	$ -	$ -	$ -	$ -	$ -	$ -	$ -	$ -	$ -	$ -	$ -	$ -	$ -	$ -
578	610000538	376.1	$ -	$ -	$ -	$ -	$ -	$ -	$ -	$ -	$ -	$ -	$ -	$ -	$ -	$ -	$ -	$ -
579	610000538	376.2	$ -	$ -	$ -	$ -	$ -	$ -	$ -	$ -	$ -	$ -	$ -	$ -	$ -	$ -	$ -	$ -
580	610000538	376.4	$ -	$ -	$ -	$ -	$ -	$ -	$ -	$ -	$ -	$ -	$ -	$ -	$ -	$ -	$ -	$ -
581	610000539	376.1	$ -	$ -	$ -	$ -	$ -	$ -	$ -	$ -	$ -	$ -	$ -	$ -	$ -	$ -	$ -	$ -
582	610000539	376.2	$ -	$ -	$ -	$ -	$ -	$ -	$ -	$ -	$ -	$ -	$ -	$ -	$ -	$ -	$ -	$ -
583	610000539	376.4	$ -	$ -	$ -	$ -	$ -	$ -	$ -	$ -	$ -	$ -	$ -	$ -	$ -	$ -	$ -	$ -
584	610000539	380.0	$ -	$ -	$ -	$ -	$ -	$ -	$ -	$ -	$ -	$ -	$ -	$ -	$ -	$ -	$ -	$ -
585	610000540		$ -	$ -	$ -	$ -	$ -	$ -	$ -	$ -	$ -	$ -	$ -	$ -	$ -	$ -	$ -	$ -
586	610000541	376.1	$ -	$ -	$ -	$ -	$ -	$ -	$ -	$ -	$ -	$ -	$ -	$ -	$ -	$ -	$ -	$ -
587	610000541	376.2	$ -	$ -	$ -	$ -	$ -	$ -	$ -	$ -	$ -	$ -	$ -	$ -	$ -	$ -	$ -	$ -
588	610000541	376.4	$ -	$ -	$ -	$ -	$ -	$ -	$ -	$ -	$ -	$ -	$ -	$ -	$ -	$ -	$ -	$ -
589	610000541	380.0	$ -	$ -	$ -	$ -	$ -	$ -	$ -	$ -	$ -	$ -	$ -	$ -	$ -	$ -	$ -	$ -
590	601000542	376.1	$ -	$ -	$ -	$ -	$ -	$ -	$ -	$ -	$ -	$ -	$ -	$ -	$ -	$ -	$ -	$ -
591	601000542	376.2	$ -	$ -	$ -	$ -	$ -	$ -	$ -	$ -	$ -	$ -	$ -	$ -	$ -	$ -	$ -	$ -
592	601000542	376.4	$ -	$ -	$ -	$ -	$ -	$ -	$ -	$ -	$ -	$ -	$ -	$ -	$ -	$ -	$ -	$ -
593	601000542	380.0	$ -	$ -	$ -	$ -	$ -	$ -	$ -	$ -	$ -	$ -	$ -	$ -	$ -	$ -	$ -	$ -
594	610000543		$ -	$ -	$ -	$ -	$ -	$ -	$ -	$ -	$ -	$ -	$ -	$ -	$ -	$ -	$ -	$ -
595	610000544	376.1	$ -	$ -	$ -	$ -	$ -	$ -	$ -	$ -	$ -	$ -	$ -	$ -	$ -	$ -	$ -	$ -
596	610000544	376.2	$ -	$ -	$ -	$ -	$ -	$ -	$ -	$ -	$ -	$ -	$ -	$ -	$ -	$ -	$ -	$ -
597	610000544	376.4	$ -	$ -	$ -	$ -	$ -	$ -	$ -	$ -	$ -	$ -	$ -	$ -	$ -	$ -	$ -	$ -
598	610000544	380.0	$ -	$ -	$ -	$ -	$ -	$ -	$ -	$ -	$ -	$ -	$ -	$ -	$ -	$ -	$ -	$ -
599	610000545	376.1	$ -	$ -	$ -	$ -	$ -	$ -	$ -	$ -	$ -	$ -	$ -	$ -	$ -	$ -	$ -	$ -
600	610000545	376.2	$ -	$ -	$ -	$ -	$ -	$ -	$ -	$ -	$ -	$ -	$ -	$ -	$ -	$ -	$ -	$ -
601	610000545	376.4	$ -	$ -	$ -	$ -	$ -	$ -	$ -	$ -	$ -	$ -	$ -	$ -	$ -	$ -	$ -	$ -
602	610000545	380.0	$ -	$ -	$ -	$ -	$ -	$ -	$ -	$ -	$ -	$ -	$ -	$ -	$ -	$ -	$ -	$ -
603	610000546		$ -	$ -	$ -	$ -	$ -	$ -	$ -	$ -	$ -	$ -	$ -	$ -	$ -	$ -	$ -	$ -
604	660000547		$ -	$ -	$ -	$ -	$ -	$ -	$ -	$ -	$ -	$ -	$ -	$ -	$ -	$ -	$ -	$ -
605	660000548	376.1	$ -	$ -	$ -	$ -	$ -	$ -	$ -	$ -	$ -	$ -	$ -	$ -	$ -	$ -	$ -	$ -
606	660000548	376.2	$ -	$ -	$ -	$ -	$ -	$ -	$ -	$ -	$ -	$ -	$ -	$ -	$ -	$ -	$ -	$ -
607	660000548	376.4	$ -	$ -	$ -	$ -	$ -	$ -	$ -	$ -	$ -	$ -	$ -	$ -	$ -	$ -	$ -	$ -
608	660000548	380.0	$ -	$ -	$ -	$ -	$ -	$ -	$ -	$ -	$ -	$ -	$ -	$ -	$ -	$ -	$ -	$ -
609	T626000549	367.1	$ -	$ -	$ -	$ -	$ -	$ -	$ -	$ -	$ -	$ -	$ -	$ -	$ -	$ -	$ -	$ -
610	T626000549	368.0	$ -	$ -	$ -	$ -	$ -	$ -	$ -	$ -	$ -	$ -	$ -	$ -	$ -	$ -	$ -	$ -
611	T626000549	369.0	$ -	$ -	$ -	$ -	$ -	$ -	$ -	$ -	$ -	$ -	$ -	$ -	$ -	$ -	$ -	$ -
612	605000550		$ -	$ -	$ -	$ -	$ -	$ -	$ -	$ -	$ -	$ -	$ -	$ -	$ -	$ -	$ -	$ -
613	620000551	376.1	$ -	$ -	$ -	$ -	$ -	$ -	$ -	$ -	$ -	$ -	$ -	$ -	$ -	$ -	$ -	$ -
614	620000551	376.2	$ -	$ -	$ -	$ -	$ -	$ -	$ -	$ -	$ -	$ -	$ -	$ -	$ -	$ -	$ -	$ -
615	620000551	376.4	$ -	$ -	$ -	$ -	$ -	$ -	$ -	$ -	$ -	$ -	$ -	$ -	$ -	$ -	$ -	$ -
616	624000552	390.0	$ -	$ -	$ -	$ -	$ -	$ -	$ -	$ -	$ -	$ -	$ -	$ -	$ -	$ -	$ -	$ -
617	624000553		$ -	$ -	$ -	$ -	$ -	$ -	$ -	$ -	$ -	$ -	$ -	$ -	$ -	$ -	$ -	$ -
618	620000554	376.1	$ -	$ -	$ -	$ -	$ -	$ -	$ -	$ -	$ -	$ -	$ -	$ -	$ -	$ -	$ -	$ -
619	620000554	376.2	$ -	$ -	$ -	$ -	$ -	$ -	$ -	$ -	$ -	$ -	$ -	$ -	$ -	$ -	$ -	$ -
620	620000554	376.4	$ -	$ -	$ -	$ -	$ -	$ -	$ -	$ -	$ -	$ -	$ -	$ -	$ -	$ -	$ -	$ -
621	620000554	380.0	$ -	$ -	$ -	$ -	$ -	$ -	$ -	$ -	$ -	$ -	$ -	$ -	$ -	$ -	$ -	$ -
622	620000555	376.1	$ -	$ -	$ -	$ -	$ -	$ -	$ -	$ -	$ -	$ -	$ -	$ -	$ -	$ -	$ -	$ -
623	620000555	376.2	$ -	$ -	$ -	$ -	$ -	$ -	$ -	$ -	$ -	$ -	$ -	$ -	$ -	$ -	$ -	$ -
624	620000555	376.4	$ -	$ -	$ -	$ -	$ -	$ -	$ -	$ -	$ -	$ -	$ -	$ -	$ -	$ -	$ -	$ -
625	620000555	380.0	$ -	$ -	$ -	$ -	$ -	$ -	$ -	$ -	$ -	$ -	$ -	$ -	$ -	$ -	$ -	$ -
626	620000556	376.1	$ -	$ -	$ -	$ -	$ -	$ -	$ -	$ -	$ -	$ -	$ -	$ -	$ -	$ -	$ -	$ -
627	620000556	376.2	$ -	$ -	$ -	$ -	$ -	$ -	$ -	$ -	$ -	$ -	$ -	$ -	$ -	$ -	$ -	$ -

NEW MEXICO GAS COMPANY, INC.

Depreciation Activity
Base Period - 12 Months Ending March 31, 2023
Future Test Year - 12 Months Ending September 30, 2025

	A	B	S	T	U	V	W	X	Y	Z	AA	AB	AC	AD	AE	AF
1																
2			Activity	Activity	Activity	Activity	Activity	Activity	Activity	Activity	Activity	Activity	Activity	Activity	Activity	Activity
3	Investment Number / Beginning Balance	FERC Account	8/31/2024	9/30/2024	10/31/2024	11/30/2024	12/31/2024	1/31/2025	2/28/2025	3/31/2025	4/30/2025	5/31/2025	6/30/2025	7/31/2025	8/31/2025	9/30/2025
576	610000537	376.4	$ -	$ -	$ -	$ -	$ -	$ -	$ -	$ -	$ -	$ -	$ -	$ -	$ -	$ -
577	610000537	380.0	$ -	$ -	$ -	$ -	$ -	$ -	$ -	$ -	$ -	$ -	$ -	$ -	$ -	$ -
578	610000538	376.1	$ -	$ -	$ -	$ -	$ -	$ -	$ -	$ -	$ -	$ -	$ -	$ -	$ -	$ -
579	610000538	376.2	$ -	$ -	$ -	$ -	$ -	$ -	$ -	$ -	$ -	$ -	$ -	$ -	$ -	$ -
580	610000538	376.4	$ -	$ -	$ -	$ -	$ -	$ -	$ -	$ -	$ -	$ -	$ -	$ -	$ -	$ -
581	610000539	376.1	$ -	$ -	$ -	$ -	$ -	$ -	$ -	$ -	$ -	$ -	$ -	$ -	$ -	$ -
582	610000539	376.2	$ -	$ -	$ -	$ -	$ -	$ -	$ -	$ -	$ -	$ -	$ -	$ -	$ -	$ -
583	610000539	376.4	$ -	$ -	$ -	$ -	$ -	$ -	$ -	$ -	$ -	$ -	$ -	$ -	$ -	$ -
584	610000539	380.0	$ -	$ -	$ -	$ -	$ -	$ -	$ -	$ -	$ -	$ -	$ -	$ -	$ -	$ -
585	610000540		$ -	$ -	$ -	$ -	$ -	$ -	$ -	$ -	$ -	$ -	$ -	$ -	$ -	$ -
586	610000541	376.1	$ -	$ -	$ -	$ -	$ -	$ -	$ -	$ -	$ -	$ -	$ -	$ -	$ -	$ -
587	610000541	376.2	$ -	$ -	$ -	$ -	$ -	$ -	$ -	$ -	$ -	$ -	$ -	$ -	$ -	$ -
588	610000541	376.4	$ -	$ -	$ -	$ -	$ -	$ -	$ -	$ -	$ -	$ -	$ -	$ -	$ -	$ -
589	610000541	380.0	$ -	$ -	$ -	$ -	$ -	$ -	$ -	$ -	$ -	$ -	$ -	$ -	$ -	$ -
590	601000542	376.1	$ -	$ -	$ -	$ -	$ -	$ -	$ -	$ -	$ -	$ -	$ -	$ -	$ -	$ -
591	601000542	376.2	$ -	$ -	$ -	$ -	$ -	$ -	$ -	$ -	$ -	$ -	$ -	$ -	$ -	$ -
592	601000542	376.4	$ -	$ -	$ -	$ -	$ -	$ -	$ -	$ -	$ -	$ -	$ -	$ -	$ -	$ -
593	601000542	380.0	$ -	$ -	$ -	$ -	$ -	$ -	$ -	$ -	$ -	$ -	$ -	$ -	$ -	$ -
594	610000543		$ -	$ -	$ -	$ -	$ -	$ -	$ -	$ -	$ -	$ -	$ -	$ -	$ -	$ -
595	610000544	376.1	$ -	$ -	$ -	$ -	$ -	$ -	$ -	$ -	$ -	$ -	$ -	$ -	$ -	$ -
596	610000544	376.2	$ -	$ -	$ -	$ -	$ -	$ -	$ -	$ -	$ -	$ -	$ -	$ -	$ -	$ -
597	610000544	376.4	$ -	$ -	$ -	$ -	$ -	$ -	$ -	$ -	$ -	$ -	$ -	$ -	$ -	$ -
598	610000544	380.0	$ -	$ -	$ -	$ -	$ -	$ -	$ -	$ -	$ -	$ -	$ -	$ -	$ -	$ -
599	610000545	376.1	$ -	$ -	$ -	$ -	$ -	$ -	$ -	$ -	$ -	$ -	$ -	$ -	$ -	$ -
600	610000545	376.2	$ -	$ -	$ -	$ -	$ -	$ -	$ -	$ -	$ -	$ -	$ -	$ -	$ -	$ -
601	610000545	376.4	$ -	$ -	$ -	$ -	$ -	$ -	$ -	$ -	$ -	$ -	$ -	$ -	$ -	$ -
602	610000545	380.0	$ -	$ -	$ -	$ -	$ -	$ -	$ -	$ -	$ -	$ -	$ -	$ -	$ -	$ -
603	610000546		$ -	$ -	$ -	$ -	$ -	$ -	$ -	$ -	$ -	$ -	$ -	$ -	$ -	$ -
604	660000547		$ -	$ -	$ -	$ -	$ -	$ -	$ -	$ -	$ -	$ -	$ -	$ -	$ -	$ -
605	660000548	376.1	$ -	$ -	$ -	$ -	$ -	$ -	$ -	$ -	$ -	$ -	$ -	$ -	$ -	$ -
606	660000548	376.2	$ -	$ -	$ -	$ -	$ -	$ -	$ -	$ -	$ -	$ -	$ -	$ -	$ -	$ -
607	660000548	376.4	$ -	$ -	$ -	$ -	$ -	$ -	$ -	$ -	$ -	$ -	$ -	$ -	$ -	$ -
608	660000548	380.0	$ -	$ -	$ -	$ -	$ -	$ -	$ -	$ -	$ -	$ -	$ -	$ -	$ -	$ -
609	T626000549	367.1	$ -	$ -	$ -	$ -	$ -	$ -	$ -	$ -	$ -	$ -	$ -	$ -	$ -	$ -
610	T626000549	368.0	$ -	$ -	$ -	$ -	$ -	$ -	$ -	$ -	$ -	$ -	$ -	$ -	$ -	$ -
611	T626000549	369.0	$ -	$ -	$ -	$ -	$ -	$ -	$ -	$ -	$ -	$ -	$ -	$ -	$ -	$ -
612	605000550		$ -	$ -	$ -	$ -	$ -	$ -	$ -	$ -	$ -	$ -	$ -	$ -	$ -	$ -
613	620000551	376.1	$ -	$ -	$ -	$ -	$ -	$ -	$ -	$ -	$ -	$ -	$ -	$ -	$ -	$ -
614	620000551	376.2	$ -	$ -	$ -	$ -	$ -	$ -	$ -	$ -	$ -	$ -	$ -	$ -	$ -	$ -
615	620000551	376.4	$ -	$ -	$ -	$ -	$ -	$ -	$ -	$ -	$ -	$ -	$ -	$ -	$ -	$ -
616	624000552	390.0	$ -	$ -	$ -	$ -	$ -	$ -	$ -	$ -	$ -	$ -	$ -	$ -	$ -	$ -
617	624000553		$ -	$ -	$ -	$ -	$ -	$ -	$ -	$ -	$ -	$ -	$ -	$ -	$ -	$ -
618	620000554	376.1	$ -	$ -	$ -	$ -	$ -	$ -	$ -	$ -	$ -	$ -	$ -	$ -	$ -	$ -
619	620000554	376.2	$ -	$ -	$ -	$ -	$ -	$ -	$ -	$ -	$ -	$ -	$ -	$ -	$ -	$ -
620	620000554	376.4	$ -	$ -	$ -	$ -	$ -	$ -	$ -	$ -	$ -	$ -	$ -	$ -	$ -	$ -
621	620000554	380.0	$ -	$ -	$ -	$ -	$ -	$ -	$ -	$ -	$ -	$ -	$ -	$ -	$ -	$ -
622	620000555	376.1	$ -	$ -	$ -	$ -	$ -	$ -	$ -	$ -	$ -	$ -	$ -	$ -	$ -	$ -
623	620000555	376.2	$ -	$ -	$ -	$ -	$ -	$ -	$ -	$ -	$ -	$ -	$ -	$ -	$ -	$ -
624	620000555	376.4	$ -	$ -	$ -	$ -	$ -	$ -	$ -	$ -	$ -	$ -	$ -	$ -	$ -	$ -
625	620000555	380.0	$ -	$ -	$ -	$ -	$ -	$ -	$ -	$ -	$ -	$ -	$ -	$ -	$ -	$ -
626	620000556	376.1	$ -	$ -	$ -	$ -	$ -	$ -	$ -	$ -	$ -	$ -	$ -	$ -	$ -	$ -
627	620000556	376.2	$ -	$ -	$ -	$ -	$ -	$ -	$ -	$ -	$ -	$ -	$ -	$ -	$ -	$ -

Sponsored by NMGC Witness Erik C. Buchanan

NEW MEXICO GAS COMPANY, INC.

Depreciation Activity
Base Period - 12 Months Ending March 31, 2023
Future Test Year - 12 Months Ending September 30, 2025

	A	B	C	D	E	F	G	H	I	J	K	L	M	N	O	P	Q	R
1																		
2			Activity	Activity	Activity	Activity	Activity	Activity	Activity	Activity	Activity	Activity	Activity	Activity	Activity	Activity	Activity	Activity
3	Investment Number / Beginning Balance	FERC Account	4/30/2023	5/31/2023	6/30/2023	7/31/2023	8/31/2023	9/30/2023	10/31/2023	11/30/2023	12/31/2023	1/31/2024	2/29/2024	3/31/2024	4/30/2024	5/31/2024	6/30/2024	7/31/2024
628	620000556	376.4	$ -	$ -	$ -	$ -	$ -	$ -	$ -	$ -	$ -	$ -	$ -	$ -	$ -	$ -	$ -	$ -
629	620000556	380.0	$ -	$ -	$ -	$ -	$ -	$ -	$ -	$ -	$ -	$ -	$ -	$ -	$ -	$ -	$ -	$ -
630	629000557	376.1	$ -	$ -	$ -	$ -	$ -	$ -	$ -	$ -	$ -	$ -	$ -	$ -	$ -	$ -	$ -	$ -
631	629000557	376.2	$ -	$ -	$ -	$ -	$ -	$ -	$ -	$ -	$ -	$ -	$ -	$ -	$ -	$ -	$ -	$ -
632	629000557	376.4	$ -	$ -	$ -	$ -	$ -	$ -	$ -	$ -	$ -	$ -	$ -	$ -	$ -	$ -	$ -	$ -
633	629000557	380.0	$ -	$ -	$ -	$ -	$ -	$ -	$ -	$ -	$ -	$ -	$ -	$ -	$ -	$ -	$ -	$ -
634	629000558	376.1	$ -	$ -	$ -	$ -	$ -	$ -	$ -	$ -	$ -	$ -	$ -	$ -	$ -	$ -	$ -	$ -
635	629000558	376.2	$ -	$ -	$ -	$ -	$ -	$ -	$ -	$ -	$ -	$ -	$ -	$ -	$ -	$ -	$ -	$ -
636	629000558	376.4	$ -	$ -	$ -	$ -	$ -	$ -	$ -	$ -	$ -	$ -	$ -	$ -	$ -	$ -	$ -	$ -
637	629000558	380.0	$ -	$ -	$ -	$ -	$ -	$ -	$ -	$ -	$ -	$ -	$ -	$ -	$ -	$ -	$ -	$ -
638	629000559	376.1	$ -	$ -	$ -	$ -	$ -	$ -	$ -	$ -	$ -	$ -	$ -	$ -	$ -	$ -	$ -	$ -
639	629000559	376.2	$ -	$ -	$ -	$ -	$ -	$ -	$ -	$ -	$ -	$ -	$ -	$ -	$ -	$ -	$ -	$ -
640	629000559	376.4	$ -	$ -	$ -	$ -	$ -	$ -	$ -	$ -	$ -	$ -	$ -	$ -	$ -	$ -	$ -	$ -
641	629000559	380.0	$ -	$ -	$ -	$ -	$ -	$ -	$ -	$ -	$ -	$ -	$ -	$ -	$ -	$ -	$ -	$ -
642	629000560	376.1	$ -	$ -	$ -	$ -	$ -	$ -	$ -	$ -	$ -	$ -	$ -	$ -	$ -	$ -	$ -	$ -
643	629000560	376.2	$ -	$ -	$ -	$ -	$ -	$ -	$ -	$ -	$ -	$ -	$ -	$ -	$ -	$ -	$ -	$ -
644	629000560	376.4	$ -	$ -	$ -	$ -	$ -	$ -	$ -	$ -	$ -	$ -	$ -	$ -	$ -	$ -	$ -	$ -
645	629000560	380.0	$ -	$ -	$ -	$ -	$ -	$ -	$ -	$ -	$ -	$ -	$ -	$ -	$ -	$ -	$ -	$ -
646	601000561	391.2	$ -	$ -	$ -	$ -	$ -	$ -	$ -	$ -	$ -	$ -	$ -	$ -	$ -	$ -	$ -	$ -
647	601000561	397.0	$ -	$ -	$ -	$ -	$ -	$ -	$ -	$ -	$ -	$ -	$ -	$ -	$ -	$ -	$ -	$ -
648	601000561	398.0	$ -	$ -	$ -	$ -	$ -	$ -	$ -	$ -	$ -	$ -	$ -	$ -	$ -	$ -	$ -	$ -
649	601000562	391.2	$ -	$ -	$ -	$ -	$ -	$ -	$ -	$ -	$ -	$ -	$ -	$ -	$ -	$ -	$ -	$ -
650	601000562	397.0	$ -	$ -	$ -	$ -	$ -	$ -	$ -	$ -	$ -	$ -	$ -	$ -	$ -	$ -	$ -	$ -
651	601000562	398.0	$ -	$ -	$ -	$ -	$ -	$ -	$ -	$ -	$ -	$ -	$ -	$ -	$ -	$ -	$ -	$ -
652	601000563	391.2	$ -	$ -	$ -	$ -	$ -	$ -	$ -	$ -	$ -	$ -	$ -	$ -	$ -	$ -	$ -	$ -
653	601000563	397.0	$ -	$ -	$ -	$ -	$ -	$ -	$ -	$ -	$ -	$ -	$ -	$ -	$ -	$ -	$ -	$ -
654	601000563	398.0	$ -	$ -	$ -	$ -	$ -	$ -	$ -	$ -	$ -	$ -	$ -	$ -	$ -	$ -	$ -	$ -
655	601000564	391.2	$ -	$ -	$ -	$ -	$ -	$ -	$ -	$ -	$ -	$ -	$ -	$ -	$ -	$ -	$ -	$ -
656	601000564	397.0	$ -	$ -	$ -	$ -	$ -	$ -	$ -	$ -	$ -	$ -	$ -	$ -	$ -	$ -	$ -	$ -
657	601000564	398.0	$ -	$ -	$ -	$ -	$ -	$ -	$ -	$ -	$ -	$ -	$ -	$ -	$ -	$ -	$ -	$ -
658	601000565	391.2	$ -	$ -	$ -	$ -	$ -	$ -	$ -	$ -	$ -	$ -	$ -	$ -	$ -	$ -	$ -	$ -
659	601000565	397.0	$ -	$ -	$ -	$ -	$ -	$ -	$ -	$ -	$ -	$ -	$ -	$ -	$ -	$ -	$ -	$ -
660	601000565	398.0	$ -	$ -	$ -	$ -	$ -	$ -	$ -	$ -	$ -	$ -	$ -	$ -	$ -	$ -	$ -	$ -
661	601000566	391.2	$ -	$ -	$ -	$ -	$ -	$ -	$ -	$ -	$ -	$ -	$ -	$ -	$ -	$ -	$ -	$ -
662	601000566	397.0	$ -	$ -	$ -	$ -	$ -	$ -	$ -	$ -	$ -	$ -	$ -	$ -	$ -	$ -	$ -	$ -
663	601000566	398.0	$ -	$ -	$ -	$ -	$ -	$ -	$ -	$ -	$ -	$ -	$ -	$ -	$ -	$ -	$ -	$ -
664	601000567	391.2	$ -	$ -	$ -	$ -	$ -	$ -	$ -	$ -	$ -	$ -	$ -	$ -	$ -	$ -	$ -	$ -
665	601000567	397.0	$ -	$ -	$ -	$ -	$ -	$ -	$ -	$ -	$ -	$ -	$ -	$ -	$ -	$ -	$ -	$ -
666	601000567	398.0	$ -	$ -	$ -	$ -	$ -	$ -	$ -	$ -	$ -	$ -	$ -	$ -	$ -	$ -	$ -	$ -
667	601000568	391.2	$ -	$ -	$ -	$ -	$ -	$ -	$ -	$ -	$ -	$ -	$ -	$ -	$ -	$ -	$ -	$ -
668	601000568	397.0	$ -	$ -	$ -	$ -	$ -	$ -	$ -	$ -	$ -	$ -	$ -	$ -	$ -	$ -	$ -	$ -
669	601000568	398.0	$ -	$ -	$ -	$ -	$ -	$ -	$ -	$ -	$ -	$ -	$ -	$ -	$ -	$ -	$ -	$ -
670	601000569	303.3	$ -	$ -	$ -	$ -	$ -	$ -	$ -	$ -	$ -	$ -	$ -	$ -	$ -	$ -	$ -	$ -
671	601000570	303.3	$ -	$ -	$ -	$ -	$ -	$ -	$ -	$ -	$ -	$ -	$ -	$ -	$ -	$ -	$ -	$ -
672	601000571	303.3	$ -	$ -	$ -	$ -	$ -	$ -	$ -	$ -	$ -	$ -	$ -	$ -	$ -	$ -	$ -	$ -
673	601000572	390.0	$ -	$ -	$ -	$ 2,221	$ 2,221	$ 2,111	$ 3,768	$ 3,768	$ 3,768	$ 4,792	$ 4,792	$ 4,792	$ 5,156	$ 5,156	$ 5,156	$ 5,703
674	601000573	393.0	$ -	$ -	$ -	$ -	$ -	$ -	$ -	$ -	$ -	$ -	$ -	$ -	$ -	$ -	$ -	$ -
675	601000573	396.0	$ -	$ -	$ -	$ -	$ -	$ -	$ -	$ -	$ -	$ -	$ -	$ -	$ -	$ -	$ -	$ -
676	601000574	392.0	$ -	$ -	$ -	$ -	$ -	$ -	$ -	$ -	$ -	$ -	$ -	$ -	$ -	$ -	$ -	$ -
677	601000574	392.1	$ -	$ -	$ -	$ -	$ -	$ -	$ -	$ -	$ -	$ -	$ -	$ -	$ -	$ -	$ -	$ -
678	601000574	392.2	$ -	$ -	$ -	$ -	$ -	$ -	$ -	$ -	$ -	$ -	$ -	$ -	$ -	$ -	$ -	$ -
679	601000574	392.3	$ -	$ -	$ -	$ -	$ -	$ -	$ -	$ -	$ -	$ -	$ -	$ -	$ -	$ -	$ -	$ -

Sponsored by NMGC Witness Erik C. Buchanan

NEW MEXICO GAS COMPANY, INC.

Depreciation Activity
Base Period - 12 Months Ending March 31, 2023
Future Test Year - 12 Months Ending September 30, 2025

	A	B	S	T	U	V	W	X	Y	Z	AA	AB	AC	AD	AE	AF
1																
2			Activity	Activity	Activity	Activity	Activity	Activity	Activity	Activity	Activity	Activity	Activity	Activity	Activity	Activity
3	Investment Number / Beginning Balance	FERC Account	8/31/2024	9/30/2024	10/31/2024	11/30/2024	12/31/2024	1/31/2025	2/28/2025	3/31/2025	4/30/2025	5/31/2025	6/30/2025	7/31/2025	8/31/2025	9/30/2025
628	620000556	376.4	$ -	$ -	$ -	$ -	$ -	$ -	$ -	$ -	$ -	$ -	$ -	$ -	$ -	$ -
629	620000556	380.0	$ -	$ -	$ -	$ -	$ -	$ -	$ -	$ -	$ -	$ -	$ -	$ -	$ -	$ -
630	629000557	376.1	$ -	$ -	$ -	$ -	$ -	$ -	$ -	$ -	$ -	$ -	$ -	$ -	$ -	$ -
631	629000557	376.2	$ -	$ -	$ -	$ -	$ -	$ -	$ -	$ -	$ -	$ -	$ -	$ -	$ -	$ -
632	629000557	376.4	$ -	$ -	$ -	$ -	$ -	$ -	$ -	$ -	$ -	$ -	$ -	$ -	$ -	$ -
633	629000557	380.0	$ -	$ -	$ -	$ -	$ -	$ -	$ -	$ -	$ -	$ -	$ -	$ -	$ -	$ -
634	629000558	376.1	$ -	$ -	$ -	$ -	$ -	$ -	$ -	$ -	$ -	$ -	$ -	$ -	$ -	$ -
635	629000558	376.2	$ -	$ -	$ -	$ -	$ -	$ -	$ -	$ -	$ -	$ -	$ -	$ -	$ -	$ -
636	629000558	376.4	$ -	$ -	$ -	$ -	$ -	$ -	$ -	$ -	$ -	$ -	$ -	$ -	$ -	$ -
637	629000558	380.0	$ -	$ -	$ -	$ -	$ -	$ -	$ -	$ -	$ -	$ -	$ -	$ -	$ -	$ -
638	629000559	376.1	$ -	$ -	$ -	$ -	$ -	$ -	$ -	$ -	$ -	$ -	$ -	$ -	$ -	$ -
639	629000559	376.2	$ -	$ -	$ -	$ -	$ -	$ -	$ -	$ -	$ -	$ -	$ -	$ -	$ -	$ -
640	629000559	376.4	$ -	$ -	$ -	$ -	$ -	$ -	$ -	$ -	$ -	$ -	$ -	$ -	$ -	$ -
641	629000559	380.0	$ -	$ -	$ -	$ -	$ -	$ -	$ -	$ -	$ -	$ -	$ -	$ -	$ -	$ -
642	629000560	376.1	$ -	$ -	$ -	$ -	$ -	$ -	$ -	$ -	$ -	$ -	$ -	$ -	$ -	$ -
643	629000560	376.2	$ -	$ -	$ -	$ -	$ -	$ -	$ -	$ -	$ -	$ -	$ -	$ -	$ -	$ -
644	629000560	376.4	$ -	$ -	$ -	$ -	$ -	$ -	$ -	$ -	$ -	$ -	$ -	$ -	$ -	$ -
645	629000560	380.0	$ -	$ -	$ -	$ -	$ -	$ -	$ -	$ -	$ -	$ -	$ -	$ -	$ -	$ -
646	601000561	391.2	$ -	$ -	$ -	$ -	$ -	$ -	$ -	$ -	$ -	$ -	$ -	$ -	$ -	$ -
647	601000561	397.0	$ -	$ -	$ -	$ -	$ -	$ -	$ -	$ -	$ -	$ -	$ -	$ -	$ -	$ -
648	601000561	398.0	$ -	$ -	$ -	$ -	$ -	$ -	$ -	$ -	$ -	$ -	$ -	$ -	$ -	$ -
649	601000562	391.2	$ -	$ -	$ -	$ -	$ -	$ -	$ -	$ -	$ -	$ -	$ -	$ -	$ -	$ -
650	601000562	397.0	$ -	$ -	$ -	$ -	$ -	$ -	$ -	$ -	$ -	$ -	$ -	$ -	$ -	$ -
651	601000562	398.0	$ -	$ -	$ -	$ -	$ -	$ -	$ -	$ -	$ -	$ -	$ -	$ -	$ -	$ -
652	601000563	391.2	$ -	$ -	$ -	$ -	$ -	$ -	$ -	$ -	$ -	$ -	$ -	$ -	$ -	$ -
653	601000563	397.0	$ -	$ -	$ -	$ -	$ -	$ -	$ -	$ -	$ -	$ -	$ -	$ -	$ -	$ -
654	601000563	398.0	$ -	$ -	$ -	$ -	$ -	$ -	$ -	$ -	$ -	$ -	$ -	$ -	$ -	$ -
655	601000564	391.2	$ -	$ -	$ -	$ -	$ -	$ -	$ -	$ -	$ -	$ -	$ -	$ -	$ -	$ -
656	601000564	397.0	$ -	$ -	$ -	$ -	$ -	$ -	$ -	$ -	$ -	$ -	$ -	$ -	$ -	$ -
657	601000564	398.0	$ -	$ -	$ -	$ -	$ -	$ -	$ -	$ -	$ -	$ -	$ -	$ -	$ -	$ -
658	601000565	391.2	$ -	$ -	$ -	$ -	$ -	$ -	$ -	$ -	$ -	$ -	$ -	$ -	$ -	$ -
659	601000565	397.0	$ -	$ -	$ -	$ -	$ -	$ -	$ -	$ -	$ -	$ -	$ -	$ -	$ -	$ -
660	601000565	398.0	$ -	$ -	$ -	$ -	$ -	$ -	$ -	$ -	$ -	$ -	$ -	$ -	$ -	$ -
661	601000566	391.2	$ -	$ -	$ -	$ -	$ -	$ -	$ -	$ -	$ -	$ -	$ -	$ -	$ -	$ -
662	601000566	397.0	$ -	$ -	$ -	$ -	$ -	$ -	$ -	$ -	$ -	$ -	$ -	$ -	$ -	$ -
663	601000566	398.0	$ -	$ -	$ -	$ -	$ -	$ -	$ -	$ -	$ -	$ -	$ -	$ -	$ -	$ -
664	601000567	391.2	$ -	$ -	$ -	$ -	$ -	$ -	$ -	$ -	$ -	$ -	$ -	$ -	$ -	$ -
665	601000567	397.0	$ -	$ -	$ -	$ -	$ -	$ -	$ -	$ -	$ -	$ -	$ -	$ -	$ -	$ -
666	601000567	398.0	$ -	$ -	$ -	$ -	$ -	$ -	$ -	$ -	$ -	$ -	$ -	$ -	$ -	$ -
667	601000568	391.2	$ -	$ -	$ -	$ -	$ -	$ -	$ -	$ -	$ -	$ -	$ -	$ -	$ -	$ -
668	601000568	397.0	$ -	$ -	$ -	$ -	$ -	$ -	$ -	$ -	$ -	$ -	$ -	$ -	$ -	$ -
669	601000568	398.0	$ -	$ -	$ -	$ -	$ -	$ -	$ -	$ -	$ -	$ -	$ -	$ -	$ -	$ -
670	601000569	303.3	$ -	$ -	$ -	$ -	$ -	$ -	$ -	$ -	$ -	$ -	$ -	$ -	$ -	$ -
671	601000570	303.3	$ -	$ -	$ -	$ -	$ -	$ -	$ -	$ -	$ -	$ -	$ -	$ -	$ -	$ -
672	601000571	303.3	$ -	$ -	$ -	$ -	$ -	$ -	$ -	$ -	$ -	$ -	$ -	$ -	$ -	$ -
673	601000572	390.0	$ 5,703	$ 5,703	$ 6,250	$ 6,250	$ 6,250	$ 6,979	$ 6,979	$ 6,979	$ 7,357	$ 7,357	$ 7,357	$ 7,925	$ 7,925	$ 7,925
674	601000573	393.0	$ -	$ -	$ -	$ -	$ -	$ -	$ -	$ -	$ -	$ -	$ -	$ -	$ -	$ -
675	601000573	396.0	$ -	$ -	$ -	$ -	$ -	$ -	$ -	$ -	$ -	$ -	$ -	$ -	$ -	$ -
676	601000574	392.0	$ -	$ -	$ -	$ -	$ -	$ -	$ -	$ -	$ -	$ -	$ -	$ -	$ -	$ -
677	601000574	392.1	$ -	$ -	$ -	$ -	$ -	$ -	$ -	$ -	$ -	$ -	$ -	$ -	$ -	$ -
678	601000574	392.2	$ -	$ -	$ -	$ -	$ -	$ -	$ -	$ -	$ -	$ -	$ -	$ -	$ -	$ -
679	601000574	392.3	$ -	$ -	$ -	$ -	$ -	$ -	$ -	$ -	$ -	$ -	$ -	$ -	$ -	$ -

Sponsored by NMGC Witness Erik C. Buchanan

NEW MEXICO GAS COMPANY, INC.

Depreciation Activity
Base Period - 12 Months Ending March 31, 2023
Future Test Year - 12 Months Ending September 30, 2025

	A	B	C	D	E	F	G	H	I	J	K	L	M	N	O	P	Q	R
1																		
2			Activity	Activity	Activity	Activity	Activity	Activity	Activity	Activity	Activity	Activity	Activity	Activity	Activity	Activity	Activity	Activity
3	Investment Number / Beginning Balance	FERC Account	4/30/2023	5/31/2023	6/30/2023	7/31/2023	8/31/2023	9/30/2023	10/31/2023	11/30/2023	12/31/2023	1/31/2024	2/29/2024	3/31/2024	4/30/2024	5/31/2024	6/30/2024	7/31/2024
680	601000575	394.0	$ -	$ -	$ -	$ -	$ -	$ -	$ -	$ -	$ -	$ -	$ -	$ -	$ -	$ -	$ -	$ -
681	625000577	376.1	$ -	$ -	$ -	$ -	$ -	$ -	$ -	$ -	$ -	$ -	$ -	$ -	$ -	$ -	$ -	$ -
682	625000577	376.2	$ -	$ -	$ -	$ -	$ -	$ -	$ -	$ -	$ -	$ -	$ -	$ -	$ -	$ -	$ -	$ -
683	625000577	376.4	$ -	$ -	$ -	$ -	$ -	$ -	$ -	$ -	$ -	$ -	$ -	$ -	$ -	$ -	$ -	$ -
684	625000577	380.0	$ -	$ -	$ -	$ -	$ -	$ -	$ -	$ -	$ -	$ -	$ -	$ -	$ -	$ -	$ -	$ -
685	620000578	376.1	$ -	$ -	$ -	$ -	$ -	$ -	$ -	$ -	$ -	$ -	$ -	$ -	$ -	$ -	$ -	$ -
686	620000578	376.2	$ -	$ -	$ -	$ -	$ -	$ -	$ -	$ -	$ -	$ -	$ -	$ -	$ -	$ -	$ -	$ -
687	620000578	376.4	$ -	$ -	$ -	$ -	$ -	$ -	$ -	$ -	$ -	$ -	$ -	$ -	$ -	$ -	$ -	$ -
688	620000578	380.0	$ -	$ -	$ -	$ -	$ -	$ -	$ -	$ -	$ -	$ -	$ -	$ -	$ -	$ -	$ -	$ -
689	620000579	376.1	$ -	$ -	$ -	$ -	$ -	$ -	$ -	$ -	$ -	$ -	$ -	$ -	$ -	$ -	$ -	$ -
690	620000579	376.2	$ -	$ -	$ -	$ -	$ -	$ -	$ -	$ -	$ -	$ -	$ -	$ -	$ -	$ -	$ -	$ -
691	620000579	376.4	$ -	$ -	$ -	$ -	$ -	$ -	$ -	$ -	$ -	$ -	$ -	$ -	$ -	$ -	$ -	$ -
692	620000579	380.0	$ -	$ -	$ -	$ -	$ -	$ -	$ -	$ -	$ -	$ -	$ -	$ -	$ -	$ -	$ -	$ -
693	620000580	376.1	$ -	$ -	$ -	$ -	$ -	$ -	$ -	$ -	$ -	$ -	$ -	$ -	$ -	$ -	$ -	$ -
694	620000580	376.2	$ -	$ -	$ -	$ -	$ -	$ -	$ -	$ -	$ -	$ -	$ -	$ -	$ -	$ -	$ -	$ -
695	620000580	376.4	$ -	$ -	$ -	$ -	$ -	$ -	$ -	$ -	$ -	$ -	$ -	$ -	$ -	$ -	$ -	$ -
696	620000580	380.0	$ -	$ -	$ -	$ -	$ -	$ -	$ -	$ -	$ -	$ -	$ -	$ -	$ -	$ -	$ -	$ -
697	627000581	376.1	$ -	$ -	$ -	$ -	$ -	$ -	$ -	$ -	$ -	$ -	$ -	$ -	$ -	$ -	$ -	$ -
698	627000581	376.2	$ -	$ -	$ -	$ -	$ -	$ -	$ -	$ -	$ -	$ -	$ -	$ -	$ -	$ -	$ -	$ -
699	627000581	376.4	$ -	$ -	$ -	$ -	$ -	$ -	$ -	$ -	$ -	$ -	$ -	$ -	$ -	$ -	$ -	$ -
700	627000581	380.0	$ -	$ -	$ -	$ -	$ -	$ -	$ -	$ -	$ -	$ -	$ -	$ -	$ -	$ -	$ -	$ -
701	629000582	376.1	$ -	$ -	$ -	$ -	$ -	$ -	$ -	$ -	$ -	$ -	$ -	$ -	$ -	$ -	$ -	$ -
702	629000582	376.2	$ -	$ -	$ -	$ -	$ -	$ -	$ -	$ -	$ -	$ -	$ -	$ -	$ -	$ -	$ -	$ -
703	629000582	376.4	$ -	$ -	$ -	$ -	$ -	$ -	$ -	$ -	$ -	$ -	$ -	$ -	$ -	$ -	$ -	$ -
704	629000582	380.0	$ -	$ -	$ -	$ -	$ -	$ -	$ -	$ -	$ -	$ -	$ -	$ -	$ -	$ -	$ -	$ -
705	667000583	376.1	$ -	$ -	$ -	$ -	$ -	$ -	$ -	$ -	$ -	$ -	$ -	$ -	$ -	$ -	$ -	$ -
706	667000583	376.2	$ -	$ -	$ -	$ -	$ -	$ -	$ -	$ -	$ -	$ -	$ -	$ -	$ -	$ -	$ -	$ -
707	667000583	376.4	$ -	$ -	$ -	$ -	$ -	$ -	$ -	$ -	$ -	$ -	$ -	$ -	$ -	$ -	$ -	$ -
708	667000583	380.0	$ -	$ -	$ -	$ -	$ -	$ -	$ -	$ -	$ -	$ -	$ -	$ -	$ -	$ -	$ -	$ -
709	626000584		$ -	$ -	$ -	$ -	$ -	$ -	$ -	$ -	$ -	$ -	$ -	$ -	$ -	$ -	$ -	$ -
710	T624000585	367.1	$ -	$ -	$ -	$ -	$ -	$ -	$ -	$ -	$ -	$ -	$ -	$ -	$ -	$ -	$ -	$ -
711	T624000585	368.0	$ -	$ -	$ -	$ -	$ -	$ -	$ -	$ -	$ -	$ -	$ -	$ -	$ -	$ -	$ -	$ -
712	T624000585	369.0	$ -	$ -	$ -	$ -	$ -	$ -	$ -	$ -	$ -	$ -	$ -	$ -	$ -	$ -	$ -	$ -
713	T680000586	367.1	$ -	$ -	$ -	$ -	$ -	$ -	$ -	$ -	$ -	$ -	$ -	$ -	$ -	$ -	$ -	$ -
714	T680000586	368.0	$ -	$ -	$ -	$ -	$ -	$ -	$ -	$ -	$ -	$ -	$ -	$ -	$ -	$ -	$ -	$ -
715	T680000586	369.0	$ -	$ -	$ -	$ -	$ -	$ -	$ -	$ -	$ -	$ -	$ -	$ -	$ -	$ -	$ -	$ -
716	T621000587	367.1	$ -	$ -	$ -	$ -	$ -	$ -	$ -	$ -	$ -	$ -	$ -	$ -	$ -	$ -	$ -	$ -
717	T621000587	368.0	$ -	$ -	$ -	$ -	$ -	$ -	$ -	$ -	$ -	$ -	$ -	$ -	$ -	$ -	$ -	$ -
718	T621000587	369.0	$ -	$ -	$ -	$ -	$ -	$ -	$ -	$ -	$ -	$ -	$ -	$ -	$ -	$ -	$ -	$ -
719	T610000589	367.1	$ -	$ -	$ -	$ -	$ -	$ -	$ -	$ -	$ -	$ -	$ -	$ -	$ -	$ -	$ -	$ -
720	T610000589	368.0	$ -	$ -	$ -	$ -	$ -	$ -	$ -	$ -	$ -	$ -	$ -	$ -	$ -	$ -	$ -	$ -
721	T610000589	369.0	$ -	$ -	$ -	$ -	$ -	$ -	$ -	$ -	$ -	$ -	$ -	$ -	$ -	$ -	$ -	$ -
722	T624000591	367.1	$ -	$ -	$ -	$ -	$ -	$ -	$ -	$ -	$ -	$ -	$ -	$ -	$ -	$ -	$ -	$ -
723	T624000591	368.0	$ -	$ -	$ -	$ -	$ -	$ -	$ -	$ -	$ -	$ -	$ -	$ -	$ -	$ -	$ -	$ -
724	T624000591	369.0	$ -	$ -	$ -	$ -	$ -	$ -	$ -	$ -	$ -	$ -	$ -	$ -	$ -	$ -	$ -	$ -
725	601000592	303.3	$ -	$ -	$ -	$ -	$ -	$ -	$ -	$ -	$ -	$ -	$ -	$ -	$ -	$ -	$ -	$ -
726	601000593	303.3	$ -	$ -	$ -	$ -	$ -	$ -	$ -	$ -	$ -	$ -	$ -	$ -	$ -	$ -	$ -	$ -
727	601000594	303.3	$ -	$ -	$ -	$ -	$ -	$ -	$ -	$ -	$ -	$ -	$ -	$ -	$ -	$ -	$ -	$ -
728	601000595	303.3	$ -	$ -	$ -	$ -	$ -	$ -	$ -	$ -	$ -	$ -	$ -	$ -	$ -	$ -	$ -	$ -
729	601000596	303.3	$ -	$ -	$ -	$ -	$ -	$ -	$ -	$ -	$ -	$ -	$ -	$ -	$ -	$ -	$ -	$ -
730	621000597	376.2	$ -	$ -	$ -	$ 30	$ 30	$ 31	$ 74	$ 74	$ 74	$ 100	$ 100	$ 100	$ 125	$ 125	$ 125	$ 208
731	621000598	378.0	$ -	$ -	$ -	$ 4	$ 4	$ 4	$ 7	$ 7	$ 7	$ 7	$ 7	$ 7	$ 7	$ 7	$ 7	$ 11

NEW MEXICO GAS COMPANY, INC.

Depreciation Activity
Base Period - 12 Months Ending March 31, 2023
Future Test Year - 12 Months Ending September 30, 2025

	A	B	S	T	U	V	W	X	Y	Z	AA	AB	AC	AD	AE	AF
1																
2			Activity	Activity	Activity	Activity	Activity	Activity	Activity	Activity	Activity	Activity	Activity	Activity	Activity	Activity
3	Investment Number / Beginning Balance	FERC Account	8/31/2024	9/30/2024	10/31/2024	11/30/2024	12/31/2024	1/31/2025	2/28/2025	3/31/2025	4/30/2025	5/31/2025	6/30/2025	7/31/2025	8/31/2025	9/30/2025
680	601000575	394.0	$ -	$ -	$ -	$ -	$ -	$ -	$ -	$ -	$ -	$ -	$ -	$ -	$ -	$ -
681	625000577	376.1	$ -	$ -	$ -	$ -	$ -	$ -	$ -	$ -	$ -	$ -	$ -	$ -	$ -	$ -
682	625000577	376.2	$ -	$ -	$ -	$ -	$ -	$ -	$ -	$ -	$ -	$ -	$ -	$ -	$ -	$ -
683	625000577	376.4	$ -	$ -	$ -	$ -	$ -	$ -	$ -	$ -	$ -	$ -	$ -	$ -	$ -	$ -
684	625000577	380.0	$ -	$ -	$ -	$ -	$ -	$ -	$ -	$ -	$ -	$ -	$ -	$ -	$ -	$ -
685	620000578	376.1	$ -	$ -	$ -	$ -	$ -	$ -	$ -	$ -	$ -	$ -	$ -	$ -	$ -	$ -
686	620000578	376.2	$ -	$ -	$ -	$ -	$ -	$ -	$ -	$ -	$ -	$ -	$ -	$ -	$ -	$ -
687	620000578	376.4	$ -	$ -	$ -	$ -	$ -	$ -	$ -	$ -	$ -	$ -	$ -	$ -	$ -	$ -
688	620000578	380.0	$ -	$ -	$ -	$ -	$ -	$ -	$ -	$ -	$ -	$ -	$ -	$ -	$ -	$ -
689	620000579	376.1	$ -	$ -	$ -	$ -	$ -	$ -	$ -	$ -	$ -	$ -	$ -	$ -	$ -	$ -
690	620000579	376.2	$ -	$ -	$ -	$ -	$ -	$ -	$ -	$ -	$ -	$ -	$ -	$ -	$ -	$ -
691	620000579	376.4	$ -	$ -	$ -	$ -	$ -	$ -	$ -	$ -	$ -	$ -	$ -	$ -	$ -	$ -
692	620000579	380.0	$ -	$ -	$ -	$ -	$ -	$ -	$ -	$ -	$ -	$ -	$ -	$ -	$ -	$ -
693	620000580	376.1	$ -	$ -	$ -	$ -	$ -	$ -	$ -	$ -	$ -	$ -	$ -	$ -	$ -	$ -
694	620000580	376.2	$ -	$ -	$ -	$ -	$ -	$ -	$ -	$ -	$ -	$ -	$ -	$ -	$ -	$ -
695	620000580	376.4	$ -	$ -	$ -	$ -	$ -	$ -	$ -	$ -	$ -	$ -	$ -	$ -	$ -	$ -
696	620000580	380.0	$ -	$ -	$ -	$ -	$ -	$ -	$ -	$ -	$ -	$ -	$ -	$ -	$ -	$ -
697	627000581	376.1	$ -	$ -	$ 232	$ 232	$ 232	$ 232	$ 232	$ 232	$ 232	$ 232	$ 232	$ 232	$ 232	$ 232
698	627000581	376.2	$ -	$ -	$ 1,562	$ 1,562	$ 1,562	$ 1,562	$ 1,562	$ 1,562	$ 1,562	$ 1,562	$ 1,562	$ 1,562	$ 1,562	$ 1,562
699	627000581	376.4	$ -	$ -	$ 198	$ 198	$ 198	$ 198	$ 198	$ 198	$ 198	$ 198	$ 198	$ 198	$ 198	$ 198
700	627000581	380.0	$ -	$ -	$ 319	$ 319	$ 319	$ 319	$ 319	$ 319	$ 319	$ 319	$ 319	$ 319	$ 319	$ 319
701	629000582	376.1	$ -	$ -	$ -	$ -	$ -	$ -	$ -	$ -	$ -	$ -	$ -	$ -	$ -	$ -
702	629000582	376.2	$ -	$ -	$ -	$ -	$ -	$ -	$ -	$ -	$ -	$ -	$ -	$ -	$ -	$ -
703	629000582	376.4	$ -	$ -	$ -	$ -	$ -	$ -	$ -	$ -	$ -	$ -	$ -	$ -	$ -	$ -
704	629000582	380.0	$ -	$ -	$ -	$ -	$ -	$ -	$ -	$ -	$ -	$ -	$ -	$ -	$ -	$ -
705	667000583	376.1	$ -	$ -	$ -	$ -	$ -	$ -	$ -	$ -	$ -	$ -	$ -	$ -	$ -	$ -
706	667000583	376.2	$ -	$ -	$ -	$ -	$ -	$ -	$ -	$ -	$ -	$ -	$ -	$ -	$ -	$ -
707	667000583	376.4	$ -	$ -	$ -	$ -	$ -	$ -	$ -	$ -	$ -	$ -	$ -	$ -	$ -	$ -
708	667000583	380.0	$ -	$ -	$ -	$ -	$ -	$ -	$ -	$ -	$ -	$ -	$ -	$ -	$ -	$ -
709	626000584		$ -	$ -	$ -	$ -	$ -	$ -	$ -	$ -	$ -	$ -	$ -	$ -	$ -	$ -
710	T624000585	367.1	$ -	$ -	$ -	$ -	$ -	$ -	$ -	$ -	$ -	$ -	$ -	$ -	$ -	$ -
711	T624000585	368.0	$ -	$ -	$ -	$ -	$ -	$ -	$ -	$ -	$ -	$ -	$ -	$ -	$ -	$ -
712	T624000585	369.0	$ -	$ -	$ -	$ -	$ -	$ -	$ -	$ -	$ -	$ -	$ -	$ -	$ -	$ -
713	T680000586	367.1	$ -	$ -	$ -	$ -	$ -	$ -	$ -	$ -	$ -	$ -	$ -	$ -	$ -	$ -
714	T680000586	368.0	$ -	$ -	$ -	$ -	$ -	$ -	$ -	$ -	$ -	$ -	$ -	$ -	$ -	$ -
715	T680000586	369.0	$ -	$ -	$ -	$ -	$ -	$ -	$ -	$ -	$ -	$ -	$ -	$ -	$ -	$ -
716	T621000587	367.1	$ -	$ -	$ -	$ -	$ -	$ -	$ -	$ -	$ -	$ -	$ -	$ -	$ -	$ -
717	T621000587	368.0	$ -	$ -	$ -	$ -	$ -	$ -	$ -	$ -	$ -	$ -	$ -	$ -	$ -	$ -
718	T621000587	369.0	$ -	$ -	$ -	$ -	$ -	$ -	$ -	$ -	$ -	$ -	$ -	$ -	$ -	$ -
719	T610000589	367.1	$ -	$ -	$ -	$ -	$ -	$ -	$ -	$ -	$ -	$ -	$ -	$ -	$ -	$ -
720	T610000589	368.0	$ -	$ -	$ -	$ -	$ -	$ -	$ -	$ -	$ -	$ -	$ -	$ -	$ -	$ -
721	T610000589	369.0	$ -	$ -	$ -	$ -	$ -	$ -	$ -	$ -	$ -	$ -	$ -	$ -	$ -	$ -
722	T624000591	367.1	$ -	$ -	$ -	$ -	$ -	$ -	$ -	$ -	$ -	$ -	$ -	$ -	$ -	$ -
723	T624000591	368.0	$ -	$ -	$ -	$ -	$ -	$ -	$ -	$ -	$ -	$ -	$ -	$ -	$ -	$ -
724	T624000591	369.0	$ -	$ -	$ -	$ -	$ -	$ -	$ -	$ -	$ -	$ -	$ -	$ -	$ -	$ -
725	601000592	303.3	$ -	$ -	$ -	$ -	$ -	$ -	$ -	$ -	$ -	$ -	$ -	$ -	$ -	$ -
726	601000593	303.3	$ -	$ -	$ -	$ -	$ -	$ -	$ -	$ -	$ -	$ -	$ -	$ -	$ -	$ -
727	601000594	303.3	$ -	$ -	$ -	$ -	$ -	$ -	$ -	$ -	$ -	$ -	$ -	$ -	$ -	$ -
728	601000595	303.3	$ -	$ -	$ -	$ -	$ -	$ -	$ -	$ -	$ -	$ -	$ -	$ -	$ -	$ -
729	601000596	303.3	$ -	$ -	$ -	$ -	$ -	$ -	$ -	$ -	$ -	$ -	$ -	$ -	$ -	$ -
730	621000597	376.2	$ 208	$ 208	$ 262	$ 262	$ 262	$ 344	$ 344	$ 344	$ 369	$ 369	$ 369	$ 451	$ 451	$ 451
731	621000598	378.0	$ 11	$ 11	$ 14	$ 14	$ 14	$ 14	$ 14	$ 14	$ 14	$ 14	$ 14	$ 18	$ 18	$ 18

Sponsored by NMGC Witness Erik C. Buchanan

NEW MEXICO GAS COMPANY, INC.

Depreciation Activity
Base Period - 12 Months Ending March 31, 2023
Future Test Year - 12 Months Ending September 30, 2025

	A	B	C	D	E	F	G	H	I	J	K	L	M	N	O	P	Q	R
1																		
2			Activity	Activity	Activity	Activity	Activity	Activity	Activity	Activity	Activity	Activity	Activity	Activity	Activity	Activity	Activity	Activity
3	Investment Number / Beginning Balance	FERC Account	4/30/2023	5/31/2023	6/30/2023	7/31/2023	8/31/2023	9/30/2023	10/31/2023	11/30/2023	12/31/2023	1/31/2024	2/29/2024	3/31/2024	4/30/2024	5/31/2024	6/30/2024	7/31/2024
732	621000598	385.0	$ -	$ -	$ -	$ 15	$ 15	$ 12	$ 23	$ 23	$ 23	$ 23	$ 23	$ 23	$ 23	$ 23	$ 23	$ 34
733	621000599	381.0	$ -	$ -	$ -	$ 137	$ 137	$ 158	$ 319	$ 319	$ 319	$ 471	$ 471	$ 471	$ 561	$ 561	$ 561	$ 810
734	621000599	381.1	$ -	$ -	$ -	$ 30	$ 30	$ 28	$ 57	$ 57	$ 57	$ 84	$ 84	$ 84	$ 100	$ 100	$ 100	$ 144
735	621000600	378.0	$ -	$ -	$ -	$ -	$ -	$ -	$ -	$ -	$ -	$ -	$ -	$ -	$ -	$ -	$ -	$ -
736	621000601	380.0	$ -	$ -	$ -	$ 59	$ 59	$ 26	$ 47	$ 47	$ 47	$ 76	$ 76	$ 76	$ 92	$ 92	$ 92	$ 143
737	621000601	380.1	$ -	$ -	$ -	$ 6	$ 6	$ 3	$ 5	$ 5	$ 5	$ 8	$ 8	$ 8	$ 9	$ 9	$ 9	$ 14
738	632000602	376.2	$ -	$ -	$ -	$ 5	$ 5	$ 5	$ 51	$ 51	$ 51	$ 55	$ 55	$ 55	$ 73	$ 73	$ 73	$ 134
739	632000603	378.0	$ -	$ -	$ -	$ -	$ -	$ -	$ -	$ -	$ -	$ -	$ -	$ -	$ -	$ -	$ -	$ -
740	632000603	385.0	$ -	$ -	$ -	$ -	$ -	$ -	$ -	$ -	$ -	$ -	$ -	$ -	$ -	$ -	$ -	$ -
741	632000604	381.0	$ -	$ -	$ -	$ 7	$ 7	$ 8	$ 129	$ 129	$ 129	$ 251	$ 251	$ 251	$ 306	$ 306	$ 306	$ 481
742	632000604	381.1	$ -	$ -	$ -	$ 1	$ 1	$ 1	$ 23	$ 23	$ 23	$ 45	$ 45	$ 45	$ 55	$ 55	$ 55	$ 86
743	632000605	380.0	$ -	$ -	$ -	$ 10	$ 10	$ 4	$ 31	$ 31	$ 31	$ 39	$ 39	$ 39	$ 48	$ 48	$ 48	$ 75
744	632000605	380.1	$ -	$ -	$ -	$ 1	$ 1	$ 0	$ 3	$ 3	$ 3	$ 4	$ 4	$ 4	$ 5	$ 5	$ 5	$ 8
745	633000606	376.2	$ -	$ -	$ -	$ -	$ -	$ -	$ -	$ -	$ -	$ -	$ -	$ -	$ -	$ -	$ -	$ -
746	633000607	378.0	$ -	$ -	$ -	$ -	$ -	$ -	$ -	$ -	$ -	$ -	$ -	$ -	$ -	$ -	$ -	$ -
747	633000607	385.0	$ -	$ -	$ -	$ -	$ -	$ -	$ -	$ -	$ -	$ -	$ -	$ -	$ -	$ -	$ -	$ -
748	633000608	381.0	$ -	$ -	$ -	$ 80	$ 80	$ 92	$ 124	$ 124	$ 124	$ 166	$ 166	$ 166	$ 185	$ 185	$ 185	$ 240
749	633000608	381.1	$ -	$ -	$ -	$ 17	$ 17	$ 16	$ 22	$ 22	$ 22	$ 30	$ 30	$ 30	$ 33	$ 33	$ 33	$ 43
750	633000609	380.0	$ -	$ -	$ -	$ 13	$ 13	$ 6	$ 35	$ 35	$ 35	$ 47	$ 47	$ 47	$ 57	$ 57	$ 57	$ 69
751	633000609	380.1	$ -	$ -	$ -	$ 1	$ 1	$ 1	$ 3	$ 3	$ 3	$ 5	$ 5	$ 5	$ 6	$ 6	$ 6	$ 7
752	622000610	376.2	$ -	$ -	$ -	$ 63	$ 63	$ 66	$ 267	$ 267	$ 267	$ 350	$ 350	$ 350	$ 318	$ 318	$ 318	$ 629
753	622000611	378.0	$ -	$ -	$ -	$ 10	$ 10	$ 8	$ 8	$ 8	$ 8	$ 17	$ 17	$ 17	$ 12	$ 12	$ 12	$ 12
754	622000611	385.0	$ -	$ -	$ -	$ 33	$ 33	$ 26	$ 26	$ 26	$ 26	$ 54	$ 54	$ 54	$ 38	$ 38	$ 38	$ 38
755	622000612	381.0	$ -	$ -	$ -	$ 77	$ 77	$ 88	$ 253	$ 253	$ 253	$ 380	$ 380	$ 380	$ 421	$ 421	$ 421	$ 551
756	622000612	381.1	$ -	$ -	$ -	$ 17	$ 17	$ 16	$ 45	$ 45	$ 45	$ 68	$ 68	$ 68	$ 75	$ 75	$ 75	$ 98
757	622000613	378.0	$ -	$ -	$ -	$ -	$ -	$ -	$ -	$ -	$ -	$ -	$ -	$ -	$ -	$ -	$ -	$ -
758	622000614	380.0	$ -	$ -	$ -	$ 79	$ 79	$ 34	$ 83	$ 83	$ 83	$ 127	$ 127	$ 127	$ 150	$ 150	$ 150	$ 184
759	622000614	380.1	$ -	$ -	$ -	$ 8	$ 8	$ 3	$ 8	$ 8	$ 8	$ 13	$ 13	$ 13	$ 15	$ 15	$ 15	$ 18
760	621000615	376.1	$ -	$ -	$ -	$ 4	$ 4	$ 3	$ 18	$ 18	$ 18	$ 26	$ 26	$ 26	$ 29	$ 29	$ 29	$ 34
761	621000615	376.2	$ -	$ -	$ -	$ 3	$ 3	$ 4	$ 18	$ 18	$ 18	$ 27	$ 27	$ 27	$ 30	$ 30	$ 30	$ 35
762	621000615	376.4	$ -	$ -	$ -	$ 1	$ 1	$ 1	$ 7	$ 7	$ 7	$ 11	$ 11	$ 11	$ 12	$ 12	$ 12	$ 14
763	621000615	380.0	$ -	$ -	$ -	$ 1	$ 1	$ 0	$ 2	$ 2	$ 2	$ 3	$ 3	$ 3	$ 3	$ 3	$ 3	$ 4
764	621000616	376.5	$ -	$ -	$ -	$ 29	$ 29	$ 89	$ 251	$ 251	$ 251	$ 557	$ 557	$ 557	$ 656	$ 656	$ 656	$ 804
765	621000617	378.0	$ -	$ -	$ -	$ 7	$ 7	$ 6	$ 17	$ 17	$ 17	$ 32	$ 32	$ 32	$ 32	$ 32	$ 32	$ 32
766	621000617	385.0	$ -	$ -	$ -	$ 16	$ 16	$ 12	$ 37	$ 37	$ 37	$ 69	$ 69	$ 69	$ 69	$ 69	$ 69	$ 69
767	621000618	381.0	$ -	$ -	$ -	$ -	$ -	$ -	$ -	$ -	$ -	$ -	$ -	$ -	$ -	$ -	$ -	$ -
768	621000619	380.0	$ -	$ -	$ -	$ -	$ -	$ -	$ 13	$ 13	$ 13	$ 25	$ 25	$ 25	$ 37	$ 37	$ 37	$ 48
769	621000619	380.1	$ -	$ -	$ -	$ -	$ -	$ -	$ 6	$ 6	$ 6	$ 11	$ 11	$ 11	$ 17	$ 17	$ 17	$ 22
770	632000620	376.1	$ -	$ -	$ -	$ 1	$ 1	$ 1	$ 3	$ 3	$ 3	$ 8	$ 8	$ 8	$ 8	$ 8	$ 8	$ 11
771	632000620	376.2	$ -	$ -	$ -	$ 1	$ 1	$ 1	$ 3	$ 3	$ 3	$ 8	$ 8	$ 8	$ 8	$ 8	$ 8	$ 11
772	632000620	376.4	$ -	$ -	$ -	$ 0	$ 0	$ 0	$ 1	$ 1	$ 1	$ 3	$ 3	$ 3	$ 3	$ 3	$ 3	$ 5
773	632000620	380.0	$ -	$ -	$ -	$ 0	$ 0	$ 0	$ 0	$ 0	$ 0	$ 1	$ 1	$ 1	$ 1	$ 1	$ 1	$ 1
774	632000621	376.5	$ -	$ -	$ -	$ 5	$ 5	$ 15	$ 59	$ 59	$ 59	$ 112	$ 112	$ 112	$ 131	$ 131	$ 131	$ 163
775	632000622	378.0	$ -	$ -	$ -	$ 5	$ 5	$ 4	$ 12	$ 12	$ 12	$ 13	$ 13	$ 13	$ 13	$ 13	$ 13	$ 17
776	632000622	385.0	$ -	$ -	$ -	$ 11	$ 11	$ 9	$ 26	$ 26	$ 26	$ 27	$ 27	$ 27	$ 27	$ 27	$ 27	$ 36
777	632000623	381.0	$ -	$ -	$ -	$ -	$ -	$ -	$ -	$ -	$ -	$ -	$ -	$ -	$ -	$ -	$ -	$ -
778	632000624	378.0	$ -	$ -	$ -	$ -	$ -	$ -	$ -	$ -	$ -	$ -	$ -	$ -	$ -	$ -	$ -	$ -
779	632000625	380.0	$ -	$ -	$ -	$ 0	$ 0	$ 0	$ 7	$ 7	$ 7	$ 18	$ 18	$ 18	$ 21	$ 21	$ 21	$ 31
780	632000625	380.1	$ -	$ -	$ -	$ 0	$ 0	$ 0	$ 3	$ 3	$ 3	$ 8	$ 8	$ 8	$ 9	$ 9	$ 9	$ 14
781	633000626	376.1	$ -	$ -	$ -	$ 170	$ 170	$ 161	$ 161	$ 161	$ 161	$ 161	$ 161	$ 161	$ 161	$ 161	$ 161	$ 161
782	633000626	376.2	$ -	$ -	$ -	$ 160	$ 160	$ 166	$ 166	$ 166	$ 166	$ 166	$ 166	$ 166	$ 166	$ 166	$ 166	$ 166
783	633000626	376.4	$ -	$ -	$ -	$ 68	$ 68	$ 67	$ 67	$ 67	$ 67	$ 67	$ 67	$ 67	$ 67	$ 67	$ 67	$ 67

NEW MEXICO GAS COMPANY, INC.

Depreciation Activity
Base Period - 12 Months Ending March 31, 2023
Future Test Year - 12 Months Ending September 30, 2025

	A	B	S	T	U	V	W	X	Y	Z	AA	AB	AC	AD	AE	AF
1																
2			Activity	Activity	Activity	Activity	Activity	Activity	Activity	Activity	Activity	Activity	Activity	Activity	Activity	Activity
3	Investment Number / Beginning Balance	FERC Account	8/31/2024	9/30/2024	10/31/2024	11/30/2024	12/31/2024	1/31/2025	2/28/2025	3/31/2025	4/30/2025	5/31/2025	6/30/2025	7/31/2025	8/31/2025	9/30/2025
732	621000598	385.0	$ 34	$ 34	$ 45	$ 45	$ 45	$ 45	$ 45	$ 45	$ 45	$ 45	$ 45	$ 56	$ 56	$ 56
733	621000599	381.0	$ 810	$ 810	$ 814	$ 814	$ 814	$ 841	$ 841	$ 841	$ 931	$ 931	$ 931	$ 1,181	$ 1,181	$ 1,181
734	621000599	381.1	$ 144	$ 144	$ 145	$ 145	$ 145	$ 150	$ 150	$ 150	$ 166	$ 166	$ 166	$ 211	$ 211	$ 211
735	621000600	378.0	$ -	$ -	$ -	$ -	$ -	$ -	$ -	$ -	$ -	$ -	$ -	$ -	$ -	$ -
736	621000601	380.0	$ 143	$ 143	$ 194	$ 194	$ 194	$ 241	$ 241	$ 241	$ 256	$ 256	$ 256	$ 306	$ 306	$ 306
737	621000601	380.1	$ 14	$ 14	$ 19	$ 19	$ 19	$ 24	$ 24	$ 24	$ 26	$ 26	$ 26	$ 31	$ 31	$ 31
738	632000602	376.2	$ 134	$ 134	$ 145	$ 145	$ 145	$ 152	$ 152	$ 152	$ 170	$ 170	$ 170	$ 230	$ 230	$ 230
739	632000603	378.0	$ -	$ -	$ -	$ -	$ -	$ -	$ -	$ -	$ -	$ -	$ -	$ -	$ -	$ -
740	632000603	385.0	$ -	$ -	$ -	$ -	$ -	$ -	$ -	$ -	$ -	$ -	$ -	$ -	$ -	$ -
741	632000604	381.0	$ 481	$ 481	$ 501	$ 501	$ 501	$ 534	$ 534	$ 534	$ 590	$ 590	$ 590	$ 765	$ 765	$ 765
742	632000604	381.1	$ 86	$ 86	$ 89	$ 89	$ 89	$ 95	$ 95	$ 95	$ 105	$ 105	$ 105	$ 136	$ 136	$ 136
743	632000605	380.0	$ 75	$ 75	$ 101	$ 101	$ 101	$ 136	$ 136	$ 136	$ 146	$ 146	$ 146	$ 172	$ 172	$ 172
744	632000605	380.1	$ 8	$ 8	$ 10	$ 10	$ 10	$ 14	$ 14	$ 14	$ 15	$ 15	$ 15	$ 17	$ 17	$ 17
745	633000606	376.2	$ -	$ -	$ -	$ -	$ -	$ -	$ -	$ -	$ -	$ -	$ -	$ -	$ -	$ -
746	633000607	378.0	$ -	$ -	$ -	$ -	$ -	$ -	$ -	$ -	$ -	$ -	$ -	$ -	$ -	$ -
747	633000607	385.0	$ -	$ -	$ -	$ -	$ -	$ -	$ -	$ -	$ -	$ -	$ -	$ -	$ -	$ -
748	633000608	381.0	$ 240	$ 240	$ 235	$ 235	$ 235	$ 237	$ 237	$ 237	$ 256	$ 256	$ 256	$ 311	$ 311	$ 311
749	633000608	381.1	$ 43	$ 43	$ 42	$ 42	$ 42	$ 42	$ 42	$ 42	$ 46	$ 46	$ 46	$ 56	$ 56	$ 56
750	633000609	380.0	$ 69	$ 69	$ 78	$ 78	$ 78	$ 105	$ 105	$ 105	$ 114	$ 114	$ 114	$ 126	$ 126	$ 126
751	633000609	380.1	$ 7	$ 7	$ 8	$ 8	$ 8	$ 10	$ 10	$ 10	$ 11	$ 11	$ 11	$ 13	$ 13	$ 13
752	622000610	376.2	$ 629	$ 629	$ 803	$ 803	$ 803	$ 914	$ 914	$ 914	$ 879	$ 879	$ 879	$ 1,185	$ 1,185	$ 1,185
753	622000611	378.0	$ 12	$ 12	$ 12	$ 12	$ 12	$ 34	$ 34	$ 34	$ 29	$ 29	$ 29	$ 29	$ 29	$ 29
754	622000611	385.0	$ 38	$ 38	$ 38	$ 38	$ 38	$ 107	$ 107	$ 107	$ 91	$ 91	$ 91	$ 91	$ 91	$ 91
755	622000612	381.0	$ 551	$ 551	$ 581	$ 581	$ 581	$ 650	$ 650	$ 650	$ 691	$ 691	$ 691	$ 822	$ 822	$ 822
756	622000612	381.1	$ 98	$ 98	$ 104	$ 104	$ 104	$ 116	$ 116	$ 116	$ 123	$ 123	$ 123	$ 147	$ 147	$ 147
757	622000613	378.0	$ -	$ -	$ -	$ -	$ -	$ -	$ -	$ -	$ -	$ -	$ -	$ -	$ -	$ -
758	622000614	380.0	$ 184	$ 184	$ 229	$ 229	$ 229	$ 313	$ 313	$ 313	$ 362	$ 362	$ 362	$ 432	$ 432	$ 432
759	622000614	380.1	$ 18	$ 18	$ 23	$ 23	$ 23	$ 31	$ 31	$ 31	$ 36	$ 36	$ 36	$ 43	$ 43	$ 43
760	621000615	376.1	$ 34	$ 34	$ 49	$ 49	$ 49	$ 60	$ 60	$ 60	$ 63	$ 63	$ 63	$ 69	$ 69	$ 69
761	621000615	376.2	$ 35	$ 35	$ 51	$ 51	$ 51	$ 62	$ 62	$ 62	$ 65	$ 65	$ 65	$ 71	$ 71	$ 71
762	621000615	376.4	$ 14	$ 14	$ 21	$ 21	$ 21	$ 25	$ 25	$ 25	$ 26	$ 26	$ 26	$ 29	$ 29	$ 29
763	621000615	380.0	$ 4	$ 4	$ 6	$ 6	$ 6	$ 7	$ 7	$ 7	$ 7	$ 7	$ 7	$ 8	$ 8	$ 8
764	621000616	376.5	$ 804	$ 804	$ 952	$ 952	$ 952	$ 1,149	$ 1,149	$ 1,149	$ 1,184	$ 1,184	$ 1,184	$ 1,331	$ 1,331	$ 1,331
765	621000617	378.0	$ 32	$ 32	$ 44	$ 44	$ 44	$ 58	$ 58	$ 58	$ 58	$ 58	$ 58	$ 58	$ 58	$ 58
766	621000617	385.0	$ 69	$ 69	$ 94	$ 94	$ 94	$ 126	$ 126	$ 126	$ 126	$ 126	$ 126	$ 126	$ 126	$ 126
767	621000618	381.0	$ -	$ -	$ -	$ -	$ -	$ -	$ -	$ -	$ -	$ -	$ -	$ -	$ -	$ -
768	621000619	380.0	$ 48	$ 48	$ 60	$ 60	$ 60	$ 68	$ 68	$ 68	$ 80	$ 80	$ 80	$ 92	$ 92	$ 92
769	621000619	380.1	$ 22	$ 22	$ 27	$ 27	$ 27	$ 31	$ 31	$ 31	$ 36	$ 36	$ 36	$ 42	$ 42	$ 42
770	632000620	376.1	$ 11	$ 11	$ 11	$ 11	$ 11	$ 16	$ 16	$ 16	$ 16	$ 16	$ 16	$ 19	$ 19	$ 19
771	632000620	376.2	$ 11	$ 11	$ 11	$ 11	$ 11	$ 16	$ 16	$ 16	$ 16	$ 16	$ 16	$ 20	$ 20	$ 20
772	632000620	376.4	$ 5	$ 5	$ 5	$ 5	$ 5	$ 7	$ 7	$ 7	$ 7	$ 7	$ 7	$ 8	$ 8	$ 8
773	632000620	380.0	$ 1	$ 1	$ 1	$ 1	$ 1	$ 2	$ 2	$ 2	$ 2	$ 2	$ 2	$ 2	$ 2	$ 2
774	632000621	376.5	$ 163	$ 163	$ 191	$ 191	$ 191	$ 232	$ 232	$ 232	$ 251	$ 251	$ 251	$ 283	$ 283	$ 283
775	632000622	378.0	$ 17	$ 17	$ 25	$ 25	$ 25	$ 45	$ 45	$ 45	$ 45	$ 45	$ 45	$ 49	$ 49	$ 49
776	632000622	385.0	$ 36	$ 36	$ 55	$ 55	$ 55	$ 96	$ 96	$ 96	$ 96	$ 96	$ 96	$ 106	$ 106	$ 106
777	632000623	381.0	$ -	$ -	$ -	$ -	$ -	$ -	$ -	$ -	$ -	$ -	$ -	$ -	$ -	$ -
778	632000624	378.0	$ -	$ -	$ -	$ -	$ -	$ -	$ -	$ -	$ -	$ -	$ -	$ -	$ -	$ -
779	632000625	380.0	$ 31	$ 31	$ 35	$ 35	$ 35	$ 40	$ 40	$ 40	$ 42	$ 42	$ 42	$ 53	$ 53	$ 53
780	632000625	380.1	$ 14	$ 14	$ 16	$ 16	$ 16	$ 18	$ 18	$ 18	$ 19	$ 19	$ 19	$ 24	$ 24	$ 24
781	633000626	376.1	$ 161	$ 161	$ 172	$ 172	$ 172	$ 198	$ 198	$ 198	$ 198	$ 198	$ 198	$ 198	$ 198	$ 198
782	633000626	376.2	$ 166	$ 166	$ 177	$ 177	$ 177	$ 204	$ 204	$ 204	$ 204	$ 204	$ 204	$ 204	$ 204	$ 204
783	633000626	376.4	$ 67	$ 67	$ 72	$ 72	$ 72	$ 82	$ 82	$ 82	$ 82	$ 82	$ 82	$ 82	$ 82	$ 82

Sponsored by NMGC Witness Erik C. Buchanan

WP Plant 4 Deprec Activity

NEW MEXICO GAS COMPANY, INC.

Depreciation Activity
Base Period - 12 Months Ending March 31, 2023
Future Test Year - 12 Months Ending September 30, 2025

	A	B	C	D	E	F	G	H	I	J	K	L	M	N	O	P	Q	R
1																		
2			Activity	Activity	Activity	Activity	Activity	Activity	Activity	Activity	Activity	Activity	Activity	Activity	Activity	Activity	Activity	Activity
3	Investment Number / Beginning Balance	FERC Account	4/30/2023	5/31/2023	6/30/2023	7/31/2023	8/31/2023	9/30/2023	10/31/2023	11/30/2023	12/31/2023	1/31/2024	2/29/2024	3/31/2024	4/30/2024	5/31/2024	6/30/2024	7/31/2024
784	633000626	380.0	$ -	$ -	$ -	$ 41	$ 41	$ 18	$ 18	$ 18	$ 18	$ 18	$ 18	$ 18	$ 18	$ 18	$ 18	$ 18
785	633000627	376.5	$ -	$ -	$ -	$ 20	$ 20	$ 60	$ 60	$ 60	$ 60	$ 145	$ 145	$ 145	$ 197	$ 197	$ 197	$ 247
786	633000628	378.0	$ -	$ -	$ -	$ -	$ -	$ -	$ -	$ -	$ -	$ 12	$ 12	$ 12	$ 14	$ 14	$ 14	$ 20
787	633000628	385.0	$ -	$ -	$ -	$ -	$ -	$ -	$ -	$ -	$ -	$ 27	$ 27	$ 27	$ 29	$ 29	$ 29	$ 44
788	633000629	381.0	$ -	$ -	$ -	$ -	$ -	$ -	$ -	$ -	$ -	$ -	$ -	$ -	$ -	$ -	$ -	$ -
789	633000630	380.0	$ -	$ -	$ -	$ -	$ -	$ -	$ 6	$ 6	$ 6	$ 15	$ 15	$ 15	$ 15	$ 15	$ 15	$ 17
790	633000630	380.1	$ -	$ -	$ -	$ -	$ -	$ -	$ 3	$ 3	$ 3	$ 7	$ 7	$ 7	$ 7	$ 7	$ 7	$ 7
791	622000631	376.1	$ -	$ -	$ -	$ 16	$ 16	$ 15	$ 18	$ 18	$ 18	$ 19	$ 19	$ 19	$ 11	$ 11	$ 11	$ 43
792	622000631	376.2	$ -	$ -	$ -	$ 15	$ 15	$ 16	$ 18	$ 18	$ 18	$ 19	$ 19	$ 19	$ 11	$ 11	$ 11	$ 44
793	622000631	376.4	$ -	$ -	$ -	$ 6	$ 6	$ 6	$ 7	$ 7	$ 7	$ 8	$ 8	$ 8	$ 5	$ 5	$ 5	$ 18
794	622000631	380.0	$ -	$ -	$ -	$ 4	$ 4	$ 2	$ 2	$ 2	$ 2	$ 2	$ 2	$ 2	$ 1	$ 1	$ 1	$ 5
795	622000632	376.5	$ -	$ -	$ -	$ 4	$ 4	$ 11	$ 40	$ 40	$ 40	$ 65	$ 65	$ 65	$ 73	$ 73	$ 73	$ 92
796	622000633	378.0	$ -	$ -	$ -	$ 9	$ 9	$ 7	$ 23	$ 23	$ 23	$ 23	$ 23	$ 23	$ 23	$ 23	$ 23	$ 30
797	622000633	385.0	$ -	$ -	$ -	$ 21	$ 21	$ 16	$ 49	$ 49	$ 49	$ 49	$ 49	$ 49	$ 49	$ 49	$ 49	$ 65
798	622000634	381.0	$ -	$ -	$ -	$ -	$ -	$ -	$ -	$ -	$ -	$ -	$ -	$ -	$ -	$ -	$ -	$ -
799	622000635	378.0	$ -	$ -	$ -	$ -	$ -	$ -	$ -	$ -	$ -	$ -	$ -	$ -	$ -	$ -	$ -	$ -
800	622000636	380.0	$ -	$ -	$ -	$ 265	$ 265	$ 116	$ 117	$ 117	$ 117	$ 119	$ 119	$ 119	$ 119	$ 119	$ 119	$ 119
801	622000636	380.1	$ -	$ -	$ -	$ 116	$ 116	$ 53	$ 53	$ 53	$ 53	$ 54	$ 54	$ 54	$ 54	$ 54	$ 54	$ 54
802	610000637	376.2	$ -	$ -	$ -	$ 1,782	$ 1,782	$ 1,851	$ 2,266	$ 2,266	$ 2,266	$ 2,957	$ 2,957	$ 2,957	$ 3,258	$ 3,258	$ 3,258	$ 3,944
803	610000638	376.3	$ -	$ -	$ -	$ -	$ -	$ -	$ -	$ -	$ -	$ -	$ -	$ -	$ -	$ -	$ -	$ -
804	610000639	378.0	$ -	$ -	$ -	$ 157	$ 157	$ 133	$ 144	$ 144	$ 144	$ 164	$ 164	$ 164	$ 187	$ 187	$ 187	$ 219
805	610000639	385.0	$ -	$ -	$ -	$ 536	$ 536	$ 418	$ 452	$ 452	$ 452	$ 516	$ 516	$ 516	$ 587	$ 587	$ 587	$ 687
806	610000640	381.0	$ -	$ -	$ -	$ 2,324	$ 2,324	$ 2,676	$ 4,704	$ 4,704	$ 4,704	$ 7,835	$ 7,835	$ 7,835	$ 10,305	$ 10,305	$ 10,305	$ 13,858
807	610000640	381.1	$ -	$ -	$ -	$ 501	$ 501	$ 477	$ 839	$ 839	$ 839	$ 1,398	$ 1,398	$ 1,398	$ 1,839	$ 1,839	$ 1,839	$ 2,473
808	610000641	380.0	$ -	$ -	$ -	$ 2,735	$ 2,735	$ 1,201	$ 1,676	$ 1,676	$ 1,676	$ 3,429	$ 3,429	$ 3,429	$ 4,362	$ 4,362	$ 4,362	$ 5,729
809	610000641	380.1	$ -	$ -	$ -	$ 262	$ 262	$ 120	$ 167	$ 167	$ 167	$ 342	$ 342	$ 342	$ 436	$ 436	$ 436	$ 572
810	610000642	376.1	$ -	$ -	$ -	$ 229	$ 229	$ 216	$ 454	$ 454	$ 454	$ 736	$ 736	$ 736	$ 922	$ 922	$ 922	$ 1,151
811	610000642	376.2	$ -	$ -	$ -	$ 215	$ 215	$ 223	$ 468	$ 468	$ 468	$ 760	$ 760	$ 760	$ 951	$ 951	$ 951	$ 1,188
812	610000642	376.4	$ -	$ -	$ -	$ 91	$ 91	$ 90	$ 189	$ 189	$ 189	$ 307	$ 307	$ 307	$ 384	$ 384	$ 384	$ 480
813	610000642	380.0	$ -	$ -	$ -	$ 55	$ 55	$ 24	$ 51	$ 51	$ 51	$ 82	$ 82	$ 82	$ 103	$ 103	$ 103	$ 129
814	610000643	376.5	$ -	$ -	$ -	$ 1,333	$ 1,333	$ 4,030	$ 5,175	$ 5,175	$ 5,175	$ 6,691	$ 6,691	$ 6,691	$ 8,242	$ 8,242	$ 8,242	$ 10,721
815	610000644	378.0	$ -	$ -	$ -	$ 21	$ 21	$ 18	$ 47	$ 47	$ 47	$ 87	$ 87	$ 87	$ 107	$ 107	$ 107	$ 166
816	610000644	385.0	$ -	$ -	$ -	$ 50	$ 50	$ 39	$ 102	$ 102	$ 102	$ 187	$ 187	$ 187	$ 230	$ 230	$ 230	$ 357
817	610000645	381.0	$ -	$ -	$ -	$ -	$ -	$ -	$ -	$ -	$ -	$ -	$ -	$ -	$ -	$ -	$ -	$ -
818	610000646	380.0	$ -	$ -	$ -	$ 1,029	$ 1,029	$ 452	$ 787	$ 787	$ 787	$ 1,238	$ 1,238	$ 1,238	$ 1,642	$ 1,642	$ 1,642	$ 2,219
819	610000646	380.1	$ -	$ -	$ -	$ 448	$ 448	$ 205	$ 357	$ 357	$ 357	$ 562	$ 562	$ 562	$ 745	$ 745	$ 745	$ 1,007
820	624000647	376.2	$ -	$ -	$ -	$ -	$ -	$ -	$ -	$ -	$ -	$ -	$ -	$ -	$ -	$ -	$ -	$ -
821	624000648	376.2	$ -	$ -	$ -	$ -	$ -	$ -	$ -	$ -	$ -	$ -	$ -	$ -	$ -	$ -	$ -	$ -
822	624000649	378.0	$ -	$ -	$ -	$ -	$ -	$ -	$ 11	$ 11	$ 11	$ 11	$ 11	$ 11	$ 11	$ 11	$ 11	$ 11
823	624000649	385.0	$ -	$ -	$ -	$ -	$ -	$ -	$ 36	$ 36	$ 36	$ 36	$ 36	$ 36	$ 36	$ 36	$ 36	$ 36
824	624000650	381.0	$ -	$ -	$ -	$ 222	$ 222	$ 255	$ 617	$ 617	$ 617	$ 761	$ 761	$ 761	$ 885	$ 885	$ 885	$ 1,075
825	624000650	381.1	$ -	$ -	$ -	$ 48	$ 48	$ 46	$ 110	$ 110	$ 110	$ 136	$ 136	$ 136	$ 158	$ 158	$ 158	$ 192
826	624000651	380.0	$ -	$ -	$ -	$ 475	$ 475	$ 208	$ 329	$ 329	$ 329	$ 452	$ 452	$ 452	$ 493	$ 493	$ 493	$ 561
827	624000651	380.1	$ -	$ -	$ -	$ 46	$ 46	$ 21	$ 33	$ 33	$ 33	$ 45	$ 45	$ 45	$ 49	$ 49	$ 49	$ 56
828	620000652	376.2	$ -	$ -	$ -	$ 158	$ 158	$ 164	$ 230	$ 230	$ 230	$ 279	$ 279	$ 279	$ 263	$ 263	$ 263	$ 382
829	620000653	378.0	$ -	$ -	$ -	$ 0	$ 0	$ 0	$ 4	$ 4	$ 4	$ 4	$ 4	$ 4	$ 4	$ 4	$ 4	$ 6
830	620000653	385.0	$ -	$ -	$ -	$ 0	$ 0	$ 0	$ 12	$ 12	$ 12	$ 14	$ 14	$ 14	$ 14	$ 14	$ 14	$ 18
831	620000654	381.0	$ -	$ -	$ -	$ 124	$ 124	$ 143	$ 143	$ 143	$ 143	$ 143	$ 143	$ 143	$ 165	$ 165	$ 165	$ 195
832	620000654	381.1	$ -	$ -	$ -	$ 27	$ 27	$ 26	$ 26	$ 26	$ 26	$ 26	$ 26	$ 26	$ 29	$ 29	$ 29	$ 35
833	620000655	380.0	$ -	$ -	$ -	$ 39	$ 39	$ 17	$ 29	$ 29	$ 29	$ 36	$ 36	$ 36	$ 38	$ 38	$ 38	$ 46
834	620000655	380.1	$ -	$ -	$ -	$ 4	$ 4	$ 2	$ 3	$ 3	$ 3	$ 4	$ 4	$ 4	$ 4	$ 4	$ 4	$ 5
835	629000656	376.2	$ -	$ -	$ -	$ 84	$ 84	$ 87	$ 97	$ 97	$ 97	$ 103	$ 103	$ 103	$ 106	$ 106	$ 106	$ 98

Sponsored by NMGC Witness Erik C. Buchanan

NEW MEXICO GAS COMPANY, INC.

Depreciation Activity
Base Period - 12 Months Ending March 31, 2023
Future Test Year - 12 Months Ending September 30, 2025

	A	B	S	T	U	V	W	X	Y	Z	AA	AB	AC	AD	AE	AF
1																
2			Activity	Activity	Activity	Activity	Activity	Activity	Activity	Activity	Activity	Activity	Activity	Activity	Activity	Activity
3	Investment Number / Beginning Balance	FERC Account	8/31/2024	9/30/2024	10/31/2024	11/30/2024	12/31/2024	1/31/2025	2/28/2025	3/31/2025	4/30/2025	5/31/2025	6/30/2025	7/31/2025	8/31/2025	9/30/2025
784	633000626	380.0	$ 18	$ 18	$ 19	$ 19	$ 19	$ 22	$ 22	$ 22	$ 22	$ 22	$ 22	$ 22	$ 22	$ 22
785	633000627	376.5	$ 247	$ 247	$ 273	$ 273	$ 273	$ 318	$ 318	$ 318	$ 370	$ 370	$ 370	$ 420	$ 420	$ 420
786	633000628	378.0	$ 20	$ 20	$ 22	$ 22	$ 22	$ 25	$ 25	$ 25	$ 25	$ 25	$ 25	$ 37	$ 37	$ 37
787	633000628	385.0	$ 44	$ 44	$ 48	$ 48	$ 48	$ 53	$ 53	$ 53	$ 53	$ 53	$ 53	$ 81	$ 81	$ 81
788	633000629	381.0	$ -	$ -	$ -	$ -	$ -	$ -	$ -	$ -	$ -	$ -	$ -	$ -	$ -	$ -
789	633000630	380.0	$ 17	$ 17	$ 17	$ 17	$ 17	$ 30	$ 30	$ 30	$ 30	$ 30	$ 30	$ 31	$ 31	$ 31
790	633000630	380.1	$ 7	$ 7	$ 8	$ 8	$ 8	$ 14	$ 14	$ 14	$ 14	$ 14	$ 14	$ 14	$ 14	$ 14
791	622000631	376.1	$ 43	$ 43	$ 44	$ 44	$ 44	$ 46	$ 46	$ 46	$ 39	$ 39	$ 39	$ 70	$ 70	$ 70
792	622000631	376.2	$ 44	$ 44	$ 45	$ 45	$ 45	$ 48	$ 48	$ 48	$ 40	$ 40	$ 40	$ 73	$ 73	$ 73
793	622000631	376.4	$ 18	$ 18	$ 18	$ 18	$ 18	$ 19	$ 19	$ 19	$ 16	$ 16	$ 16	$ 29	$ 29	$ 29
794	622000631	380.0	$ 5	$ 5	$ 5	$ 5	$ 5	$ 5	$ 5	$ 5	$ 4	$ 4	$ 4	$ 8	$ 8	$ 8
795	622000632	376.5	$ 92	$ 92	$ 113	$ 113	$ 113	$ 130	$ 130	$ 130	$ 138	$ 138	$ 138	$ 157	$ 157	$ 157
796	622000633	378.0	$ 30	$ 30	$ 45	$ 45	$ 45	$ 46	$ 46	$ 46	$ 46	$ 46	$ 46	$ 53	$ 53	$ 53
797	622000633	385.0	$ 65	$ 65	$ 98	$ 98	$ 98	$ 98	$ 98	$ 98	$ 98	$ 98	$ 98	$ 114	$ 114	$ 114
798	622000634	381.0	$ -	$ -	$ -	$ -	$ -	$ -	$ -	$ -	$ -	$ -	$ -	$ -	$ -	$ -
799	622000635	378.0	$ -	$ -	$ -	$ -	$ -	$ -	$ -	$ -	$ -	$ -	$ -	$ -	$ -	$ -
800	622000636	380.0	$ 119	$ 119	$ 120	$ 120	$ 120	$ 122	$ 122	$ 122	$ 122	$ 122	$ 122	$ 122	$ 122	$ 122
801	622000636	380.1	$ 54	$ 54	$ 54	$ 54	$ 54	$ 55	$ 55	$ 55	$ 55	$ 55	$ 55	$ 56	$ 56	$ 56
802	610000637	376.2	$ 3,944	$ 3,944	$ 4,590	$ 4,590	$ 4,590	$ 5,521	$ 5,521	$ 5,521	$ 5,823	$ 5,823	$ 5,823	$ 6,500	$ 6,500	$ 6,500
803	610000638	376.3	$ -	$ -	$ -	$ -	$ -	$ -	$ -	$ -	$ -	$ -	$ -	$ -	$ -	$ -
804	610000639	378.0	$ 219	$ 219	$ 251	$ 251	$ 251	$ 298	$ 298	$ 298	$ 318	$ 318	$ 318	$ 348	$ 348	$ 348
805	610000639	385.0	$ 687	$ 687	$ 788	$ 788	$ 788	$ 935	$ 935	$ 935	$ 997	$ 997	$ 997	$ 1,092	$ 1,092	$ 1,092
806	610000640	381.0	$ 13,858	$ 13,858	$ 16,686	$ 16,686	$ 16,686	$ 19,382	$ 19,382	$ 19,382	$ 21,767	$ 21,767	$ 21,767	$ 25,340	$ 25,340	$ 25,340
807	610000640	381.1	$ 2,473	$ 2,473	$ 2,977	$ 2,977	$ 2,977	$ 3,458	$ 3,458	$ 3,458	$ 3,884	$ 3,884	$ 3,884	$ 4,521	$ 4,521	$ 4,521
808	610000641	380.0	$ 5,729	$ 5,729	$ 6,423	$ 6,423	$ 6,423	$ 7,657	$ 7,657	$ 7,657	$ 8,639	$ 8,639	$ 8,639	$ 9,886	$ 9,886	$ 9,886
809	610000641	380.1	$ 572	$ 572	$ 641	$ 641	$ 641	$ 765	$ 765	$ 765	$ 863	$ 863	$ 863	$ 987	$ 987	$ 987
810	610000642	376.1	$ 1,151	$ 1,151	$ 1,459	$ 1,459	$ 1,459	$ 1,738	$ 1,738	$ 1,738	$ 1,965	$ 1,965	$ 1,965	$ 2,194	$ 2,194	$ 2,194
811	610000642	376.2	$ 1,188	$ 1,188	$ 1,506	$ 1,506	$ 1,506	$ 1,794	$ 1,794	$ 1,794	$ 2,028	$ 2,028	$ 2,028	$ 2,265	$ 2,265	$ 2,265
812	610000642	376.4	$ 480	$ 480	$ 608	$ 608	$ 608	$ 724	$ 724	$ 724	$ 818	$ 818	$ 818	$ 914	$ 914	$ 914
813	610000642	380.0	$ 129	$ 129	$ 163	$ 163	$ 163	$ 194	$ 194	$ 194	$ 219	$ 219	$ 219	$ 245	$ 245	$ 245
814	610000643	376.5	$ 10,721	$ 10,721	$ 14,057	$ 14,057	$ 14,057	$ 18,176	$ 18,176	$ 18,176	$ 19,814	$ 19,814	$ 19,814	$ 22,504	$ 22,504	$ 22,504
815	610000644	378.0	$ 166	$ 166	$ 237	$ 237	$ 237	$ 290	$ 290	$ 290	$ 308	$ 308	$ 308	$ 365	$ 365	$ 365
816	610000644	385.0	$ 357	$ 357	$ 511	$ 511	$ 511	$ 625	$ 625	$ 625	$ 664	$ 664	$ 664	$ 786	$ 786	$ 786
817	610000645	381.0	$ -	$ -	$ -	$ -	$ -	$ -	$ -	$ -	$ -	$ -	$ -	$ -	$ -	$ -
818	610000646	380.0	$ 2,219	$ 2,219	$ 2,702	$ 2,702	$ 2,702	$ 3,264	$ 3,264	$ 3,264	$ 3,649	$ 3,649	$ 3,649	$ 4,313	$ 4,313	$ 4,313
819	610000646	380.1	$ 1,007	$ 1,007	$ 1,226	$ 1,226	$ 1,226	$ 1,480	$ 1,480	$ 1,480	$ 1,655	$ 1,655	$ 1,655	$ 1,956	$ 1,956	$ 1,956
820	624000647	376.2	$ -	$ -	$ -	$ -	$ -	$ -	$ -	$ -	$ -	$ -	$ -	$ -	$ -	$ -
821	624000648	376.2	$ -	$ -	$ -	$ -	$ -	$ -	$ -	$ -	$ -	$ -	$ -	$ -	$ -	$ -
822	624000649	378.0	$ 11	$ 11	$ 22	$ 22	$ 22	$ 22	$ 22	$ 22	$ 22	$ 22	$ 22	$ 22	$ 22	$ 22
823	624000649	385.0	$ 36	$ 36	$ 69	$ 69	$ 69	$ 69	$ 69	$ 69	$ 69	$ 69	$ 69	$ 69	$ 69	$ 69
824	624000650	381.0	$ 1,075	$ 1,075	$ 1,260	$ 1,260	$ 1,260	$ 1,510	$ 1,510	$ 1,510	$ 1,639	$ 1,639	$ 1,639	$ 1,833	$ 1,833	$ 1,833
825	624000650	381.1	$ 192	$ 192	$ 225	$ 225	$ 225	$ 270	$ 270	$ 270	$ 292	$ 292	$ 292	$ 327	$ 327	$ 327
826	624000651	380.0	$ 561	$ 561	$ 674	$ 674	$ 674	$ 787	$ 787	$ 787	$ 831	$ 831	$ 831	$ 920	$ 920	$ 920
827	624000651	380.1	$ 56	$ 56	$ 67	$ 67	$ 67	$ 79	$ 79	$ 79	$ 83	$ 83	$ 83	$ 92	$ 92	$ 92
828	620000652	376.2	$ 382	$ 382	$ 511	$ 511	$ 511	$ 560	$ 560	$ 560	$ 577	$ 577	$ 577	$ 658	$ 658	$ 658
829	620000653	378.0	$ 6	$ 6	$ 8	$ 8	$ 8	$ 9	$ 9	$ 9	$ 9	$ 9	$ 9	$ 10	$ 10	$ 10
830	620000653	385.0	$ 18	$ 18	$ 26	$ 26	$ 26	$ 27	$ 27	$ 27	$ 27	$ 27	$ 27	$ 32	$ 32	$ 32
831	620000654	381.0	$ 195	$ 195	$ 224	$ 224	$ 224	$ 253	$ 253	$ 253	$ 275	$ 275	$ 275	$ 305	$ 305	$ 305
832	620000654	381.1	$ 35	$ 35	$ 40	$ 40	$ 40	$ 45	$ 45	$ 45	$ 49	$ 49	$ 49	$ 54	$ 54	$ 54
833	620000655	380.0	$ 46	$ 46	$ 61	$ 61	$ 61	$ 78	$ 78	$ 78	$ 81	$ 81	$ 81	$ 89	$ 89	$ 89
834	620000655	380.1	$ 5	$ 5	$ 6	$ 6	$ 6	$ 8	$ 8	$ 8	$ 8	$ 8	$ 8	$ 9	$ 9	$ 9
835	629000656	376.2	$ 98	$ 98	$ 112	$ 112	$ 112	$ 154	$ 154	$ 154	$ 156	$ 156	$ 156	$ 148	$ 148	$ 148

Sponsored by NMGC Witness Erik C. Buchanan

NEW MEXICO GAS COMPANY, INC.

Depreciation Activity
Base Period - 12 Months Ending March 31, 2023
Future Test Year - 12 Months Ending September 30, 2025

	A	B	C	D	E	F	G	H	I	J	K	L	M	N	O	P	Q	R
1																		
2			Activity	Activity	Activity	Activity	Activity	Activity	Activity	Activity	Activity	Activity	Activity	Activity	Activity	Activity	Activity	Activity
3	Investment Number / Beginning Balance	FERC Account	4/30/2023	5/31/2023	6/30/2023	7/31/2023	8/31/2023	9/30/2023	10/31/2023	11/30/2023	12/31/2023	1/31/2024	2/29/2024	3/31/2024	4/30/2024	5/31/2024	6/30/2024	7/31/2024
836	629000657	378.0	$ -	$ -	$ -	$ -	$ -	$ -	$ 4	$ 4	$ 4	$ 8	$ 8	$ 8	$ 8	$ 8	$ 8	$ 12
837	629000657	385.0	$ -	$ -	$ -	$ -	$ -	$ -	$ 12	$ 12	$ 12	$ 25	$ 25	$ 25	$ 25	$ 25	$ 25	$ 38
838	629000658	381.0	$ -	$ -	$ -	$ 176	$ 176	$ 202	$ 299	$ 299	$ 299	$ 299	$ 299	$ 299	$ 385	$ 385	$ 385	$ 597
839	629000658	381.1	$ -	$ -	$ -	$ 38	$ 38	$ 36	$ 53	$ 53	$ 53	$ 53	$ 53	$ 53	$ 69	$ 69	$ 69	$ 107
840	629000659	380.0	$ -	$ -	$ -	$ 30	$ 30	$ 13	$ 31	$ 31	$ 31	$ 56	$ 56	$ 56	$ 78	$ 78	$ 78	$ 85
841	629000659	380.1	$ -	$ -	$ -	$ 3	$ 3	$ 1	$ 3	$ 3	$ 3	$ 6	$ 6	$ 6	$ 8	$ 8	$ 8	$ 8
842	627000660	376.2	$ -	$ -	$ -	$ -	$ -	$ -	$ -	$ -	$ -	$ -	$ -	$ -	$ -	$ -	$ -	$ -
843	627000661	376.2	$ -	$ -	$ -	$ -	$ -	$ -	$ 9	$ 9	$ 9	$ 9	$ 9	$ 9	$ 9	$ 9	$ 9	$ 4
844	627000662	381.0	$ -	$ -	$ -	$ 67	$ 67	$ 77	$ 144	$ 144	$ 144	$ 217	$ 217	$ 217	$ 283	$ 283	$ 283	$ 384
845	627000662	381.1	$ -	$ -	$ -	$ 14	$ 14	$ 14	$ 26	$ 26	$ 26	$ 39	$ 39	$ 39	$ 50	$ 50	$ 50	$ 69
846	627000663	380.0	$ -	$ -	$ -	$ 30	$ 30	$ 13	$ 31	$ 31	$ 31	$ 37	$ 37	$ 37	$ 52	$ 52	$ 52	$ 60
847	627000663	380.1	$ -	$ -	$ -	$ 3	$ 3	$ 1	$ 3	$ 3	$ 3	$ 4	$ 4	$ 4	$ 5	$ 5	$ 5	$ 6
848	624000664	376.1	$ -	$ -	$ -	$ 51	$ 51	$ 48	$ 125	$ 125	$ 125	$ 220	$ 220	$ 220	$ 262	$ 262	$ 262	$ 326
849	624000664	376.2	$ -	$ -	$ -	$ 48	$ 48	$ 49	$ 129	$ 129	$ 129	$ 227	$ 227	$ 227	$ 270	$ 270	$ 270	$ 337
850	624000664	376.4	$ -	$ -	$ -	$ 20	$ 20	$ 20	$ 52	$ 52	$ 52	$ 92	$ 92	$ 92	$ 109	$ 109	$ 109	$ 136
851	624000664	380.0	$ -	$ -	$ -	$ 12	$ 12	$ 5	$ 14	$ 14	$ 14	$ 25	$ 25	$ 25	$ 29	$ 29	$ 29	$ 36
852	624000665	376.5	$ -	$ -	$ -	$ 1,405	$ 1,405	$ 4,250	$ 4,471	$ 4,471	$ 4,471	$ 4,689	$ 4,689	$ 4,689	$ 4,805	$ 4,805	$ 4,805	$ 4,842
853	624000666	378.0	$ -	$ -	$ -	$ 23	$ 23	$ 20	$ 28	$ 28	$ 28	$ 40	$ 40	$ 40	$ 40	$ 40	$ 40	$ 75
854	624000666	385.0	$ -	$ -	$ -	$ 55	$ 55	$ 43	$ 60	$ 60	$ 60	$ 86	$ 86	$ 86	$ 87	$ 87	$ 87	$ 161
855	624000667	381.0	$ -	$ -	$ -	$ -	$ -	$ -	$ -	$ -	$ -	$ -	$ -	$ -	$ -	$ -	$ -	$ -
856	624000668	380.0	$ -	$ -	$ -	$ 86	$ 86	$ 38	$ 130	$ 130	$ 130	$ 238	$ 238	$ 238	$ 270	$ 270	$ 270	$ 340
857	624000668	380.1	$ -	$ -	$ -	$ 38	$ 38	$ 17	$ 59	$ 59	$ 59	$ 108	$ 108	$ 108	$ 122	$ 122	$ 122	$ 154
858	620000669	376.1	$ -	$ -	$ -	$ 67	$ 67	$ 63	$ 63	$ 63	$ 63	$ 63	$ 63	$ 63	$ 63	$ 63	$ 63	$ 72
859	620000669	376.2	$ -	$ -	$ -	$ 63	$ 63	$ 65	$ 65	$ 65	$ 65	$ 65	$ 65	$ 65	$ 66	$ 66	$ 66	$ 74
860	620000669	376.4	$ -	$ -	$ -	$ 27	$ 27	$ 26	$ 26	$ 26	$ 26	$ 26	$ 26	$ 26	$ 26	$ 26	$ 26	$ 30
861	620000669	380.0	$ -	$ -	$ -	$ 16	$ 16	$ 7	$ 7	$ 7	$ 7	$ 7	$ 7	$ 7	$ 7	$ 7	$ 7	$ 8
862	620000670	376.5	$ -	$ -	$ -	$ -	$ -	$ -	$ 171	$ 171	$ 171	$ 171	$ 171	$ 171	$ 171	$ 171	$ 171	$ 171
863	620000671	378.0	$ -	$ -	$ -	$ 3	$ 3	$ 2	$ 2	$ 2	$ 2	$ 2	$ 2	$ 2	$ 2	$ 2	$ 2	$ 4
864	620000671	385.0	$ -	$ -	$ -	$ 6	$ 6	$ 5	$ 5	$ 5	$ 5	$ 5	$ 5	$ 5	$ 5	$ 5	$ 5	$ 9
865	620000672	381.0	$ -	$ -	$ -	$ -	$ -	$ -	$ -	$ -	$ -	$ -	$ -	$ -	$ -	$ -	$ -	$ -
866	620000673	380.0	$ -	$ -	$ -	$ -	$ -	$ -	$ 13	$ 13	$ 13	$ 16	$ 16	$ 16	$ 19	$ 19	$ 19	$ 22
867	620000673	380.1	$ -	$ -	$ -	$ -	$ -	$ -	$ 6	$ 6	$ 6	$ 7	$ 7	$ 7	$ 9	$ 9	$ 9	$ 10
868	629000674	376.1	$ -	$ -	$ -	$ -	$ -	$ -	$ -	$ -	$ -	$ -	$ -	$ -	$ -	$ -	$ -	$ -
869	629000674	376.2	$ -	$ -	$ -	$ -	$ -	$ -	$ -	$ -	$ -	$ -	$ -	$ -	$ -	$ -	$ -	$ -
870	629000674	376.4	$ -	$ -	$ -	$ -	$ -	$ -	$ -	$ -	$ -	$ -	$ -	$ -	$ -	$ -	$ -	$ -
871	629000674	380.0	$ -	$ -	$ -	$ -	$ -	$ -	$ -	$ -	$ -	$ -	$ -	$ -	$ -	$ -	$ -	$ -
872	629000675	376.1	$ -	$ -	$ -	$ 74	$ 74	$ 70	$ 89	$ 89	$ 89	$ 100	$ 100	$ 100	$ 111	$ 111	$ 111	$ 132
873	629000675	376.2	$ -	$ -	$ -	$ 69	$ 69	$ 72	$ 92	$ 92	$ 92	$ 103	$ 103	$ 103	$ 115	$ 115	$ 115	$ 137
874	629000675	376.4	$ -	$ -	$ -	$ 30	$ 30	$ 29	$ 37	$ 37	$ 37	$ 42	$ 42	$ 42	$ 46	$ 46	$ 46	$ 55
875	629000675	380.0	$ -	$ -	$ -	$ 18	$ 18	$ 8	$ 10	$ 10	$ 10	$ 11	$ 11	$ 11	$ 12	$ 12	$ 12	$ 15
876	629000676	376.5	$ -	$ -	$ -	$ 18	$ 18	$ 53	$ 214	$ 214	$ 214	$ 370	$ 370	$ 370	$ 370	$ 370	$ 370	$ 581
877	629000677	378.0	$ -	$ -	$ -	$ 35	$ 35	$ 30	$ 30	$ 30	$ 30	$ 30	$ 30	$ 30	$ 30	$ 30	$ 30	$ 31
878	629000677	385.0	$ -	$ -	$ -	$ 83	$ 83	$ 65	$ 65	$ 65	$ 65	$ 65	$ 65	$ 65	$ 65	$ 65	$ 65	$ 67
879	629000678	381.0	$ -	$ -	$ -	$ -	$ -	$ -	$ -	$ -	$ -	$ -	$ -	$ -	$ -	$ -	$ -	$ -
880	629000679	380.0	$ -	$ -	$ -	$ 2	$ 2	$ 1	$ 6	$ 6	$ 6	$ 6	$ 6	$ 6	$ 15	$ 15	$ 15	$ 17
881	629000679	380.1	$ -	$ -	$ -	$ 1	$ 1	$ 0	$ 3	$ 3	$ 3	$ 3	$ 3	$ 3	$ 7	$ 7	$ 7	$ 8
882	627000680	376.1	$ -	$ -	$ -	$ 13	$ 13	$ 13	$ 28	$ 28	$ 28	$ 28	$ 28	$ 28	$ 32	$ 32	$ 32	$ 50
883	627000680	376.2	$ -	$ -	$ -	$ 12	$ 12	$ 13	$ 29	$ 29	$ 29	$ 29	$ 29	$ 29	$ 33	$ 33	$ 33	$ 51
884	627000680	376.4	$ -	$ -	$ -	$ 5	$ 5	$ 5	$ 12	$ 12	$ 12	$ 12	$ 12	$ 12	$ 13	$ 13	$ 13	$ 21
885	627000680	380.0	$ -	$ -	$ -	$ 3	$ 3	$ 1	$ 3	$ 3	$ 3	$ 3	$ 3	$ 3	$ 4	$ 4	$ 4	$ 6
886	627000681	376.5	$ -	$ -	$ -	$ 785	$ 785	$ 2,374	$ 2,601	$ 2,601	$ 2,601	$ 2,815	$ 2,815	$ 2,815	$ 2,815	$ 2,815	$ 2,815	$ 2,815
887	627000682	378.0	$ -	$ -	$ -	$ -	$ -	$ -	$ -	$ -	$ -	$ 4	$ 4	$ 4	$ 4	$ 4	$ 4	$ 4

Sponsored by NMGC Witness Erik C. Buchanan

WP Plant 4 Deprec Activity

NEW MEXICO GAS COMPANY, INC.

Depreciation Activity
Base Period - 12 Months Ending March 31, 2023
Future Test Year - 12 Months Ending September 30, 2025

	A	B	S	T	U	V	W	X	Y	Z	AA	AB	AC	AD	AE	AF
1																
2			Activity	Activity	Activity	Activity	Activity	Activity	Activity	Activity	Activity	Activity	Activity	Activity	Activity	Activity
3	Investment Number / Beginning Balance	FERC Account	8/31/2024	9/30/2024	10/31/2024	11/30/2024	12/31/2024	1/31/2025	2/28/2025	3/31/2025	4/30/2025	5/31/2025	6/30/2025	7/31/2025	8/31/2025	9/30/2025
836	629000657	378.0	$ 12	$ 12	$ 12	$ 12	$ 12	$ 17	$ 17	$ 17	$ 17	$ 17	$ 17	$ 21	$ 21	$ 21
837	629000657	385.0	$ 38	$ 38	$ 38	$ 38	$ 38	$ 53	$ 53	$ 53	$ 53	$ 53	$ 53	$ 66	$ 66	$ 66
838	629000658	381.0	$ 597	$ 597	$ 578	$ 578	$ 578	$ 747	$ 747	$ 747	$ 834	$ 834	$ 834	$ 1,046	$ 1,046	$ 1,046
839	629000658	381.1	$ 107	$ 107	$ 103	$ 103	$ 103	$ 133	$ 133	$ 133	$ 149	$ 149	$ 149	$ 187	$ 187	$ 187
840	629000659	380.0	$ 85	$ 85	$ 97	$ 97	$ 97	$ 138	$ 138	$ 138	$ 161	$ 161	$ 161	$ 167	$ 167	$ 167
841	629000659	380.1	$ 8	$ 8	$ 10	$ 10	$ 10	$ 14	$ 14	$ 14	$ 16	$ 16	$ 16	$ 17	$ 17	$ 17
842	627000660	376.2	$ -	$ -	$ -	$ -	$ -	$ -	$ -	$ -	$ -	$ -	$ -	$ -	$ -	$ -
843	627000661	376.2	$ 4	$ 4	$ 23	$ 23	$ 23	$ 23	$ 23	$ 23	$ 23	$ 23	$ 23	$ 18	$ 18	$ 18
844	627000662	381.0	$ 384	$ 384	$ 419	$ 419	$ 419	$ 466	$ 466	$ 466	$ 532	$ 532	$ 532	$ 634	$ 634	$ 634
845	627000662	381.1	$ 69	$ 69	$ 75	$ 75	$ 75	$ 83	$ 83	$ 83	$ 95	$ 95	$ 95	$ 113	$ 113	$ 113
846	627000663	380.0	$ 60	$ 60	$ 74	$ 74	$ 74	$ 91	$ 91	$ 91	$ 106	$ 106	$ 106	$ 114	$ 114	$ 114
847	627000663	380.1	$ 6	$ 6	$ 7	$ 7	$ 7	$ 9	$ 9	$ 9	$ 11	$ 11	$ 11	$ 11	$ 11	$ 11
848	624000664	376.1	$ 326	$ 326	$ 388	$ 388	$ 388	$ 472	$ 472	$ 472	$ 515	$ 515	$ 515	$ 581	$ 581	$ 581
849	624000664	376.2	$ 337	$ 337	$ 401	$ 401	$ 401	$ 487	$ 487	$ 487	$ 531	$ 531	$ 531	$ 600	$ 600	$ 600
850	624000664	376.4	$ 136	$ 136	$ 162	$ 162	$ 162	$ 196	$ 196	$ 196	$ 214	$ 214	$ 214	$ 242	$ 242	$ 242
851	624000664	380.0	$ 36	$ 36	$ 43	$ 43	$ 43	$ 53	$ 53	$ 53	$ 57	$ 57	$ 57	$ 65	$ 65	$ 65
852	624000665	376.5	$ 4,842	$ 4,842	$ 4,987	$ 4,987	$ 4,987	$ 5,624	$ 5,624	$ 5,624	$ 5,745	$ 5,745	$ 5,745	$ 5,784	$ 5,784	$ 5,784
853	624000666	378.0	$ 75	$ 75	$ 76	$ 76	$ 76	$ 84	$ 84	$ 84	$ 84	$ 84	$ 84	$ 119	$ 119	$ 119
854	624000666	385.0	$ 161	$ 161	$ 163	$ 163	$ 163	$ 180	$ 180	$ 180	$ 182	$ 182	$ 182	$ 255	$ 255	$ 255
855	624000667	381.0	$ -	$ -	$ -	$ -	$ -	$ -	$ -	$ -	$ -	$ -	$ -	$ -	$ -	$ -
856	624000668	380.0	$ 340	$ 340	$ 412	$ 412	$ 412	$ 483	$ 483	$ 483	$ 519	$ 519	$ 519	$ 585	$ 585	$ 585
857	624000668	380.1	$ 154	$ 154	$ 187	$ 187	$ 187	$ 219	$ 219	$ 219	$ 236	$ 236	$ 236	$ 265	$ 265	$ 265
858	620000669	376.1	$ 72	$ 72	$ 72	$ 72	$ 72	$ 77	$ 77	$ 77	$ 77	$ 77	$ 77	$ 85	$ 85	$ 85
859	620000669	376.2	$ 74	$ 74	$ 75	$ 75	$ 75	$ 79	$ 79	$ 79	$ 79	$ 79	$ 79	$ 88	$ 88	$ 88
860	620000669	376.4	$ 30	$ 30	$ 30	$ 30	$ 30	$ 32	$ 32	$ 32	$ 32	$ 32	$ 32	$ 35	$ 35	$ 35
861	620000669	380.0	$ 8	$ 8	$ 8	$ 8	$ 8	$ 9	$ 9	$ 9	$ 9	$ 9	$ 9	$ 10	$ 10	$ 10
862	620000670	376.5	$ 171	$ 171	$ 333	$ 333	$ 333	$ 333	$ 333	$ 333	$ 333	$ 333	$ 333	$ 333	$ 333	$ 333
863	620000671	378.0	$ 4	$ 4	$ 4	$ 4	$ 4	$ 4	$ 4	$ 4	$ 4	$ 4	$ 4	$ 6	$ 6	$ 6
864	620000671	385.0	$ 9	$ 9	$ 9	$ 9	$ 9	$ 9	$ 9	$ 9	$ 9	$ 9	$ 9	$ 14	$ 14	$ 14
865	620000672	381.0	$ -	$ -	$ -	$ -	$ -	$ -	$ -	$ -	$ -	$ -	$ -	$ -	$ -	$ -
866	620000673	380.0	$ 22	$ 22	$ 29	$ 29	$ 29	$ 34	$ 34	$ 34	$ 37	$ 37	$ 37	$ 39	$ 39	$ 39
867	620000673	380.1	$ 10	$ 10	$ 13	$ 13	$ 13	$ 16	$ 16	$ 16	$ 17	$ 17	$ 17	$ 18	$ 18	$ 18
868	629000674	376.1	$ -	$ -	$ -	$ -	$ -	$ -	$ -	$ -	$ -	$ -	$ -	$ -	$ -	$ -
869	629000674	376.2	$ -	$ -	$ -	$ -	$ -	$ -	$ -	$ -	$ -	$ -	$ -	$ -	$ -	$ -
870	629000674	376.4	$ -	$ -	$ -	$ -	$ -	$ -	$ -	$ -	$ -	$ -	$ -	$ -	$ -	$ -
871	629000674	380.0	$ -	$ -	$ -	$ -	$ -	$ -	$ -	$ -	$ -	$ -	$ -	$ -	$ -	$ -
872	629000675	376.1	$ 132	$ 132	$ 142	$ 142	$ 142	$ 156	$ 156	$ 156	$ 164	$ 164	$ 164	$ 177	$ 177	$ 177
873	629000675	376.2	$ 137	$ 137	$ 146	$ 146	$ 146	$ 161	$ 161	$ 161	$ 169	$ 169	$ 169	$ 183	$ 183	$ 183
874	629000675	376.4	$ 55	$ 55	$ 59	$ 59	$ 59	$ 65	$ 65	$ 65	$ 68	$ 68	$ 68	$ 74	$ 74	$ 74
875	629000675	380.0	$ 15	$ 15	$ 16	$ 16	$ 16	$ 17	$ 17	$ 17	$ 18	$ 18	$ 18	$ 20	$ 20	$ 20
876	629000676	376.5	$ 581	$ 581	$ 796	$ 796	$ 796	$ 796	$ 796	$ 796	$ 796	$ 796	$ 796	$ 825	$ 825	$ 825
877	629000677	378.0	$ 31	$ 31	$ 38	$ 38	$ 38	$ 38	$ 38	$ 38	$ 38	$ 38	$ 38	$ 39	$ 39	$ 39
878	629000677	385.0	$ 67	$ 67	$ 83	$ 83	$ 83	$ 83	$ 83	$ 83	$ 83	$ 83	$ 83	$ 84	$ 84	$ 84
879	629000678	381.0	$ -	$ -	$ -	$ -	$ -	$ -	$ -	$ -	$ -	$ -	$ -	$ -	$ -	$ -
880	629000679	380.0	$ 17	$ 17	$ 22	$ 22	$ 22	$ 32	$ 32	$ 32	$ 41	$ 41	$ 41	$ 44	$ 44	$ 44
881	629000679	380.1	$ 8	$ 8	$ 10	$ 10	$ 10	$ 15	$ 15	$ 15	$ 19	$ 19	$ 19	$ 20	$ 20	$ 20
882	627000680	376.1	$ 50	$ 50	$ 71	$ 71	$ 71	$ 82	$ 82	$ 82	$ 88	$ 88	$ 88	$ 103	$ 103	$ 103
883	627000680	376.2	$ 51	$ 51	$ 73	$ 73	$ 73	$ 85	$ 85	$ 85	$ 91	$ 91	$ 91	$ 106	$ 106	$ 106
884	627000680	376.4	$ 21	$ 21	$ 29	$ 29	$ 29	$ 34	$ 34	$ 34	$ 37	$ 37	$ 37	$ 43	$ 43	$ 43
885	627000680	380.0	$ 6	$ 6	$ 8	$ 8	$ 8	$ 9	$ 9	$ 9	$ 10	$ 10	$ 10	$ 11	$ 11	$ 11
886	627000681	376.5	$ 2,815	$ 2,815	$ 2,821	$ 2,821	$ 2,821	$ 2,999	$ 2,999	$ 2,999	$ 2,999	$ 2,999	$ 2,999	$ 2,999	$ 2,999	$ 2,999
887	627000682	378.0	$ 4	$ 4	$ 4	$ 4	$ 4	$ 8	$ 8	$ 8	$ 8	$ 8	$ 8	$ 8	$ 8	$ 8

Sponsored by NMGC Witness Erik C. Buchanan

NEW MEXICO GAS COMPANY, INC.

Depreciation Activity
Base Period - 12 Months Ending March 31, 2023
Future Test Year - 12 Months Ending September 30, 2025

	A	B	C	D	E	F	G	H	I	J	K	L	M	N	O	P	Q	R
1																		
2			Activity	Activity	Activity	Activity	Activity	Activity	Activity	Activity	Activity	Activity	Activity	Activity	Activity	Activity	Activity	Activity
3	Investment Number / Beginning Balance	FERC Account	4/30/2023	5/31/2023	6/30/2023	7/31/2023	8/31/2023	9/30/2023	10/31/2023	11/30/2023	12/31/2023	1/31/2024	2/29/2024	3/31/2024	4/30/2024	5/31/2024	6/30/2024	7/31/2024
888	627000682	385.0	$ -	$ -	$ -	$ -	$ -	$ -	$ -	$ -	$ -	$ 8	$ 8	$ 8	$ 8	$ 8	$ 8	$ 8
889	627000683	381.0	$ -	$ -	$ -	$ -	$ -	$ -	$ -	$ -	$ -	$ -	$ -	$ -	$ -	$ -	$ -	$ -
890	626000684	380.0	$ -	$ -	$ -	$ -	$ -	$ -	$ -	$ -	$ -	$ -	$ -	$ -	$ -	$ -	$ -	$ -
891	626000684	380.1	$ -	$ -	$ -	$ -	$ -	$ -	$ -	$ -	$ -	$ -	$ -	$ -	$ -	$ -	$ -	$ -
892	626000685	376.2	$ -	$ -	$ -	$ 20	$ 20	$ 21	$ 50	$ 50	$ 50	$ 65	$ 65	$ 65	$ 65	$ 65	$ 65	$ 95
893	626000686	378.0	$ -	$ -	$ -	$ -	$ -	$ -	$ 3	$ 3	$ 3	$ 10	$ 10	$ 10	$ 10	$ 10	$ 10	$ 10
894	626000686	385.0	$ -	$ -	$ -	$ -	$ -	$ -	$ 8	$ 8	$ 8	$ 30	$ 30	$ 30	$ 30	$ 30	$ 30	$ 30
895	626000687	381.0	$ -	$ -	$ -	$ 179	$ 179	$ 206	$ 206	$ 206	$ 206	$ 206	$ 206	$ 206	$ 233	$ 233	$ 233	$ 443
896	626000687	381.1	$ -	$ -	$ -	$ 39	$ 39	$ 37	$ 37	$ 37	$ 37	$ 37	$ 37	$ 37	$ 42	$ 42	$ 42	$ 79
897	626000688	380.0	$ -	$ -	$ -	$ 63	$ 63	$ 27	$ 49	$ 49	$ 49	$ 69	$ 69	$ 69	$ 83	$ 83	$ 83	$ 106
898	626000688	380.1	$ -	$ -	$ -	$ 6	$ 6	$ 3	$ 5	$ 5	$ 5	$ 7	$ 7	$ 7	$ 8	$ 8	$ 8	$ 11
899	626000689	376.1	$ -	$ -	$ -	$ 12	$ 12	$ 12	$ 26	$ 26	$ 26	$ 48	$ 48	$ 48	$ 79	$ 79	$ 79	$ 69
900	626000689	376.2	$ -	$ -	$ -	$ 12	$ 12	$ 12	$ 27	$ 27	$ 27	$ 50	$ 50	$ 50	$ 81	$ 81	$ 81	$ 71
901	626000689	376.4	$ -	$ -	$ -	$ 5	$ 5	$ 5	$ 11	$ 11	$ 11	$ 20	$ 20	$ 20	$ 33	$ 33	$ 33	$ 29
902	626000689	380.0	$ -	$ -	$ -	$ 3	$ 3	$ 1	$ 3	$ 3	$ 3	$ 5	$ 5	$ 5	$ 9	$ 9	$ 9	$ 8
903	626000690	376.5	$ -	$ -	$ -	$ 4	$ 4	$ 11	$ 54	$ 54	$ 54	$ 277	$ 277	$ 277	$ 285	$ 285	$ 285	$ 287
904	626000691	378.0	$ -	$ -	$ -	$ -	$ -	$ -	$ -	$ -	$ -	$ 17	$ 17	$ 17	$ 17	$ 17	$ 17	$ 17
905	626000691	385.0	$ -	$ -	$ -	$ -	$ -	$ -	$ -	$ -	$ -	$ 36	$ 36	$ 36	$ 36	$ 36	$ 36	$ 36
906	626000692	381.0	$ -	$ -	$ -	$ -	$ -	$ -	$ -	$ -	$ -	$ -	$ -	$ -	$ -	$ -	$ -	$ -
907	626000693	380.0	$ -	$ -	$ -	$ 211	$ 211	$ 93	$ 143	$ 143	$ 143	$ 212	$ 212	$ 212	$ 235	$ 235	$ 235	$ 255
908	626000693	380.1	$ -	$ -	$ -	$ 92	$ 92	$ 42	$ 65	$ 65	$ 65	$ 96	$ 96	$ 96	$ 106	$ 106	$ 106	$ 116
909	625000694	376.1	$ -	$ -	$ -	$ 52	$ 52	$ 49	$ 49	$ 49	$ 49	$ 49	$ 49	$ 49	$ 49	$ 49	$ 49	$ 49
910	625000694	376.2	$ -	$ -	$ -	$ 49	$ 49	$ 51	$ 51	$ 51	$ 51	$ 51	$ 51	$ 51	$ 51	$ 51	$ 51	$ 51
911	625000694	376.4	$ -	$ -	$ -	$ 21	$ 21	$ 21	$ 21	$ 21	$ 21	$ 21	$ 21	$ 21	$ 21	$ 21	$ 21	$ 21
912	625000694	380.0	$ -	$ -	$ -	$ 13	$ 13	$ 6	$ 6	$ 6	$ 6	$ 6	$ 6	$ 6	$ 6	$ 6	$ 6	$ 6
913	625000695	378.0	$ -	$ -	$ -	$ -	$ -	$ -	$ -	$ -	$ -	$ -	$ -	$ -	$ -	$ -	$ -	$ -
914	625000695	385.0	$ -	$ -	$ -	$ -	$ -	$ -	$ -	$ -	$ -	$ -	$ -	$ -	$ -	$ -	$ -	$ -
915	634000696	376.1	$ -	$ -	$ -	$ -	$ -	$ -	$ 0	$ 0	$ 0	$ 30	$ 30	$ 30	$ 30	$ 30	$ 30	$ 30
916	634000696	376.2	$ -	$ -	$ -	$ -	$ -	$ -	$ 0	$ 0	$ 0	$ 31	$ 31	$ 31	$ 31	$ 31	$ 31	$ 31
917	634000696	376.4	$ -	$ -	$ -	$ -	$ -	$ -	$ 0	$ 0	$ 0	$ 13	$ 13	$ 13	$ 13	$ 13	$ 13	$ 13
918	634000696	380.0	$ -	$ -	$ -	$ -	$ -	$ -	$ 0	$ 0	$ 0	$ 3	$ 3	$ 3	$ 3	$ 3	$ 3	$ 3
919	662000697	376.2	$ -	$ -	$ -	$ 190	$ 190	$ 198	$ 320	$ 320	$ 320	$ 479	$ 479	$ 479	$ 590	$ 590	$ 590	$ 757
920	662000698	378.0	$ -	$ -	$ -	$ -	$ -	$ -	$ 1	$ 1	$ 1	$ 1	$ 1	$ 1	$ 2	$ 2	$ 2	$ 3
921	662000698	385.0	$ -	$ -	$ -	$ -	$ -	$ -	$ 2	$ 2	$ 2	$ 2	$ 2	$ 2	$ 5	$ 5	$ 5	$ 10
922	662000699	381.0	$ -	$ -	$ -	$ 41	$ 41	$ 48	$ 93	$ 93	$ 93	$ 164	$ 164	$ 164	$ 234	$ 234	$ 234	$ 339
923	662000699	381.1	$ -	$ -	$ -	$ 9	$ 9	$ 9	$ 17	$ 17	$ 17	$ 29	$ 29	$ 29	$ 42	$ 42	$ 42	$ 60
924	662000700	380.0	$ -	$ -	$ -	$ 81	$ 81	$ 36	$ 70	$ 70	$ 70	$ 112	$ 112	$ 112	$ 140	$ 140	$ 140	$ 182
925	662000700	380.1	$ -	$ -	$ -	$ 8	$ 8	$ 4	$ 7	$ 7	$ 7	$ 11	$ 11	$ 11	$ 14	$ 14	$ 14	$ 18
926	667000701	376.2	$ -	$ -	$ -	$ 130	$ 130	$ 135	$ 406	$ 406	$ 406	$ 797	$ 797	$ 797	$ 956	$ 956	$ 956	$ 1,194
927	667000702	378.0	$ -	$ -	$ -	$ 1	$ 1	$ 1	$ 4	$ 4	$ 4	$ 7	$ 7	$ 7	$ 8	$ 8	$ 8	$ 10
928	667000702	385.0	$ -	$ -	$ -	$ 4	$ 4	$ 3	$ 12	$ 12	$ 12	$ 21	$ 21	$ 21	$ 25	$ 25	$ 25	$ 31
929	667000703	381.0	$ -	$ -	$ -	$ 34	$ 34	$ 39	$ 110	$ 110	$ 110	$ 234	$ 234	$ 234	$ 298	$ 298	$ 298	$ 395
930	667000703	381.1	$ -	$ -	$ -	$ 7	$ 7	$ 7	$ 20	$ 20	$ 20	$ 42	$ 42	$ 42	$ 53	$ 53	$ 53	$ 71
931	667000704	380.0	$ -	$ -	$ -	$ 196	$ 196	$ 86	$ 128	$ 128	$ 128	$ 182	$ 182	$ 182	$ 217	$ 217	$ 217	$ 269
932	667000704	380.1	$ -	$ -	$ -	$ 19	$ 19	$ 9	$ 13	$ 13	$ 13	$ 18	$ 18	$ 18	$ 22	$ 22	$ 22	$ 27
933	660000705	376.2	$ -	$ -	$ -	$ 106	$ 106	$ 110	$ 285	$ 285	$ 285	$ 499	$ 499	$ 499	$ 713	$ 713	$ 713	$ 1,035
934	660000706	378.0	$ -	$ -	$ -	$ 11	$ 11	$ 9	$ 25	$ 25	$ 25	$ 42	$ 42	$ 42	$ 50	$ 50	$ 50	$ 61
935	660000706	385.0	$ -	$ -	$ -	$ 38	$ 38	$ 30	$ 77	$ 77	$ 77	$ 132	$ 132	$ 132	$ 156	$ 156	$ 156	$ 192
936	660000707	381.0	$ -	$ -	$ -	$ 377	$ 377	$ 434	$ 515	$ 515	$ 515	$ 639	$ 639	$ 639	$ 857	$ 857	$ 857	$ 1,185
937	660000707	381.1	$ -	$ -	$ -	$ 81	$ 81	$ 77	$ 92	$ 92	$ 92	$ 114	$ 114	$ 114	$ 153	$ 153	$ 153	$ 212
938	660000708	380.0	$ -	$ -	$ -	$ 647	$ 647	$ 284	$ 592	$ 592	$ 592	$ 947	$ 947	$ 947	$ 1,204	$ 1,204	$ 1,204	$ 1,589
939	660000708	380.1	$ -	$ -	$ -	$ 62	$ 62	$ 28	$ 59	$ 59	$ 59	$ 95	$ 95	$ 95	$ 120	$ 120	$ 120	$ 159

Sponsored by NMGC Witness Erik C. Buchanan

WP Plant 4 Deprec Activity

NEW MEXICO GAS COMPANY, INC.

Depreciation Activity
Base Period - 12 Months Ending March 31, 2023
Future Test Year - 12 Months Ending September 30, 2025

	A	B	S	T	U	V	W	X	Y	Z	AA	AB	AC	AD	AE	AF
1																
2			Activity	Activity	Activity	Activity	Activity	Activity	Activity	Activity	Activity	Activity	Activity	Activity	Activity	Activity
3	Investment Number / Beginning Balance	FERC Account	8/31/2024	9/30/2024	10/31/2024	11/30/2024	12/31/2024	1/31/2025	2/28/2025	3/31/2025	4/30/2025	5/31/2025	6/30/2025	7/31/2025	8/31/2025	9/30/2025
888	627000682	385.0	$ 8	$ 8	$ 8	$ 8	$ 8	$ 17	$ 17	$ 17	$ 17	$ 17	$ 17	$ 17	$ 17	$ 17
889	627000683	381.0	$ -	$ -	$ -	$ -	$ -	$ -	$ -	$ -	$ -	$ -	$ -	$ -	$ -	$ -
890	626000684	380.0	$ -	$ -	$ -	$ -	$ -	$ -	$ -	$ -	$ -	$ -	$ -	$ -	$ -	$ -
891	626000684	380.1	$ -	$ -	$ -	$ -	$ -	$ -	$ -	$ -	$ -	$ -	$ -	$ -	$ -	$ -
892	626000685	376.2	$ 95	$ 95	$ 113	$ 113	$ 113	$ 134	$ 134	$ 134	$ 145	$ 145	$ 145	$ 164	$ 164	$ 164
893	626000686	378.0	$ 10	$ 10	$ 12	$ 12	$ 12	$ 20	$ 20	$ 20	$ 22	$ 22	$ 22	$ 25	$ 25	$ 25
894	626000686	385.0	$ 30	$ 30	$ 38	$ 38	$ 38	$ 64	$ 64	$ 64	$ 69	$ 69	$ 69	$ 77	$ 77	$ 77
895	626000687	381.0	$ 443	$ 443	$ 523	$ 523	$ 523	$ 624	$ 624	$ 624	$ 687	$ 687	$ 687	$ 792	$ 792	$ 792
896	626000687	381.1	$ 79	$ 79	$ 93	$ 93	$ 93	$ 111	$ 111	$ 111	$ 123	$ 123	$ 123	$ 141	$ 141	$ 141
897	626000688	380.0	$ 106	$ 106	$ 133	$ 133	$ 133	$ 164	$ 164	$ 164	$ 180	$ 180	$ 180	$ 202	$ 202	$ 202
898	626000688	380.1	$ 11	$ 11	$ 13	$ 13	$ 13	$ 16	$ 16	$ 16	$ 18	$ 18	$ 18	$ 20	$ 20	$ 20
899	626000689	376.1	$ 69	$ 69	$ 72	$ 72	$ 72	$ 79	$ 79	$ 79	$ 90	$ 90	$ 90	$ 73	$ 73	$ 73
900	626000689	376.2	$ 71	$ 71	$ 74	$ 74	$ 74	$ 82	$ 82	$ 82	$ 93	$ 93	$ 93	$ 76	$ 76	$ 76
901	626000689	376.4	$ 29	$ 29	$ 30	$ 30	$ 30	$ 33	$ 33	$ 33	$ 37	$ 37	$ 37	$ 31	$ 31	$ 31
902	626000689	380.0	$ 8	$ 8	$ 8	$ 8	$ 8	$ 9	$ 9	$ 9	$ 10	$ 10	$ 10	$ 8	$ 8	$ 8
903	626000690	376.5	$ 287	$ 287	$ 449	$ 449	$ 449	$ 842	$ 842	$ 842	$ 929	$ 929	$ 929	$ 1,061	$ 1,061	$ 1,061
904	626000691	378.0	$ 17	$ 17	$ 17	$ 17	$ 17	$ 38	$ 38	$ 38	$ 38	$ 38	$ 38	$ 38	$ 38	$ 38
905	626000691	385.0	$ 36	$ 36	$ 36	$ 36	$ 36	$ 82	$ 82	$ 82	$ 82	$ 82	$ 82	$ 82	$ 82	$ 82
906	626000692	381.0	$ -	$ -	$ -	$ -	$ -	$ -	$ -	$ -	$ -	$ -	$ -	$ -	$ -	$ -
907	626000693	380.0	$ 255	$ 255	$ 297	$ 297	$ 297	$ 396	$ 396	$ 396	$ 425	$ 425	$ 425	$ 466	$ 466	$ 466
908	626000693	380.1	$ 116	$ 116	$ 135	$ 135	$ 135	$ 180	$ 180	$ 180	$ 193	$ 193	$ 193	$ 212	$ 212	$ 212
909	625000694	376.1	$ 49	$ 49	$ 49	$ 49	$ 49	$ 49	$ 49	$ 49	$ 49	$ 49	$ 49	$ 49	$ 49	$ 49
910	625000694	376.2	$ 51	$ 51	$ 51	$ 51	$ 51	$ 51	$ 51	$ 51	$ 51	$ 51	$ 51	$ 51	$ 51	$ 51
911	625000694	376.4	$ 21	$ 21	$ 21	$ 21	$ 21	$ 21	$ 21	$ 21	$ 21	$ 21	$ 21	$ 21	$ 21	$ 21
912	625000694	380.0	$ 6	$ 6	$ 6	$ 6	$ 6	$ 6	$ 6	$ 6	$ 6	$ 6	$ 6	$ 6	$ 6	$ 6
913	625000695	378.0	$ -	$ -	$ -	$ -	$ -	$ -	$ -	$ -	$ -	$ -	$ -	$ -	$ -	$ -
914	625000695	385.0	$ -	$ -	$ -	$ -	$ -	$ -	$ -	$ -	$ -	$ -	$ -	$ -	$ -	$ -
915	634000696	376.1	$ 30	$ 30	$ 30	$ 30	$ 30	$ 61	$ 61	$ 61	$ 66	$ 66	$ 66	$ 72	$ 72	$ 72
916	634000696	376.2	$ 31	$ 31	$ 31	$ 31	$ 31	$ 63	$ 63	$ 63	$ 68	$ 68	$ 68	$ 75	$ 75	$ 75
917	634000696	376.4	$ 13	$ 13	$ 13	$ 13	$ 13	$ 25	$ 25	$ 25	$ 27	$ 27	$ 27	$ 30	$ 30	$ 30
918	634000696	380.0	$ 3	$ 3	$ 3	$ 3	$ 3	$ 7	$ 7	$ 7	$ 7	$ 7	$ 7	$ 8	$ 8	$ 8
919	662000697	376.2	$ 757	$ 757	$ 923	$ 923	$ 923	$ 1,146	$ 1,146	$ 1,146	$ 1,255	$ 1,255	$ 1,255	$ 1,419	$ 1,419	$ 1,419
920	662000698	378.0	$ 3	$ 3	$ 5	$ 5	$ 5	$ 7	$ 7	$ 7	$ 8	$ 8	$ 8	$ 10	$ 10	$ 10
921	662000698	385.0	$ 10	$ 10	$ 16	$ 16	$ 16	$ 22	$ 22	$ 22	$ 26	$ 26	$ 26	$ 31	$ 31	$ 31
922	662000699	381.0	$ 339	$ 339	$ 444	$ 444	$ 444	$ 584	$ 584	$ 584	$ 655	$ 655	$ 655	$ 760	$ 760	$ 760
923	662000699	381.1	$ 60	$ 60	$ 79	$ 79	$ 79	$ 104	$ 104	$ 104	$ 117	$ 117	$ 117	$ 136	$ 136	$ 136
924	662000700	380.0	$ 182	$ 182	$ 225	$ 225	$ 225	$ 281	$ 281	$ 281	$ 309	$ 309	$ 309	$ 351	$ 351	$ 351
925	662000700	380.1	$ 18	$ 18	$ 22	$ 22	$ 22	$ 28	$ 28	$ 28	$ 31	$ 31	$ 31	$ 35	$ 35	$ 35
926	667000701	376.2	$ 1,194	$ 1,194	$ 1,432	$ 1,432	$ 1,432	$ 1,750	$ 1,750	$ 1,750	$ 1,914	$ 1,914	$ 1,914	$ 2,161	$ 2,161	$ 2,161
927	667000702	378.0	$ 10	$ 10	$ 12	$ 12	$ 12	$ 14	$ 14	$ 14	$ 15	$ 15	$ 15	$ 17	$ 17	$ 17
928	667000702	385.0	$ 31	$ 31	$ 37	$ 37	$ 37	$ 44	$ 44	$ 44	$ 48	$ 48	$ 48	$ 54	$ 54	$ 54
929	667000703	381.0	$ 395	$ 395	$ 492	$ 492	$ 492	$ 621	$ 621	$ 621	$ 686	$ 686	$ 686	$ 783	$ 783	$ 783
930	667000703	381.1	$ 71	$ 71	$ 88	$ 88	$ 88	$ 111	$ 111	$ 111	$ 122	$ 122	$ 122	$ 140	$ 140	$ 140
931	667000704	380.0	$ 269	$ 269	$ 322	$ 322	$ 322	$ 392	$ 392	$ 392	$ 425	$ 425	$ 425	$ 476	$ 476	$ 476
932	667000704	380.1	$ 27	$ 27	$ 32	$ 32	$ 32	$ 39	$ 39	$ 39	$ 42	$ 42	$ 42	$ 48	$ 48	$ 48
933	660000705	376.2	$ 1,035	$ 1,035	$ 1,357	$ 1,357	$ 1,357	$ 1,786	$ 1,786	$ 1,786	$ 1,890	$ 1,890	$ 1,890	$ 2,047	$ 2,047	$ 2,047
934	660000706	378.0	$ 61	$ 61	$ 73	$ 73	$ 73	$ 88	$ 88	$ 88	$ 96	$ 96	$ 96	$ 107	$ 107	$ 107
935	660000706	385.0	$ 192	$ 192	$ 228	$ 228	$ 228	$ 276	$ 276	$ 276	$ 300	$ 300	$ 300	$ 335	$ 335	$ 335
936	660000707	381.0	$ 1,185	$ 1,185	$ 1,514	$ 1,514	$ 1,514	$ 1,951	$ 1,951	$ 1,951	$ 2,169	$ 2,169	$ 2,169	$ 2,496	$ 2,496	$ 2,496
937	660000707	381.1	$ 212	$ 212	$ 270	$ 270	$ 270	$ 348	$ 348	$ 348	$ 387	$ 387	$ 387	$ 445	$ 445	$ 445
938	660000708	380.0	$ 1,589	$ 1,589	$ 1,974	$ 1,974	$ 1,974	$ 2,488	$ 2,488	$ 2,488	$ 2,753	$ 2,753	$ 2,753	$ 3,152	$ 3,152	$ 3,152
939	660000708	380.1	$ 159	$ 159	$ 197	$ 197	$ 197	$ 248	$ 248	$ 248	$ 275	$ 275	$ 275	$ 315	$ 315	$ 315

Sponsored by NMGC Witness Erik C. Buchanan

NEW MEXICO GAS COMPANY, INC.

Depreciation Activity
Base Period - 12 Months Ending March 31, 2023
Future Test Year - 12 Months Ending September 30, 2025

	A	B	C	D	E	F	G	H	I	J	K	L	M	N	O	P	Q	R
1																		
2			Activity	Activity	Activity	Activity	Activity	Activity	Activity	Activity	Activity	Activity	Activity	Activity	Activity	Activity	Activity	Activity
3	Investment Number / Beginning Balance	FERC Account	4/30/2023	5/31/2023	6/30/2023	7/31/2023	8/31/2023	9/30/2023	10/31/2023	11/30/2023	12/31/2023	1/31/2024	2/29/2024	3/31/2024	4/30/2024	5/31/2024	6/30/2024	7/31/2024
940	662000709	376.1	$ -	$ -	$ -	$ 8	$ 8	$ 7	$ 42	$ 42	$ 42	$ 83	$ 83	$ 83	$ 93	$ 93	$ 93	$ 109
941	662000709	376.2	$ -	$ -	$ -	$ 7	$ 7	$ 8	$ 44	$ 44	$ 44	$ 85	$ 85	$ 85	$ 96	$ 96	$ 96	$ 112
942	662000709	376.4	$ -	$ -	$ -	$ 3	$ 3	$ 3	$ 18	$ 18	$ 18	$ 34	$ 34	$ 34	$ 39	$ 39	$ 39	$ 45
943	662000709	380.0	$ -	$ -	$ -	$ 2	$ 2	$ 1	$ 5	$ 5	$ 5	$ 9	$ 9	$ 9	$ 10	$ 10	$ 10	$ 12
944	662000710	376.5	$ -	$ -	$ -	$ 117	$ 117	$ 354	$ 419	$ 419	$ 419	$ 520	$ 520	$ 520	$ 617	$ 617	$ 617	$ 762
945	662000711	378.0	$ -	$ -	$ -	$ 5	$ 5	$ 4	$ 7	$ 7	$ 7	$ 11	$ 11	$ 11	$ 13	$ 13	$ 13	$ 16
946	662000711	385.0	$ -	$ -	$ -	$ 12	$ 12	$ 9	$ 16	$ 16	$ 16	$ 24	$ 24	$ 24	$ 28	$ 28	$ 28	$ 34
947	662000712	381.0	$ -	$ -	$ -	$ -	$ -	$ -	$ -	$ -	$ -	$ -	$ -	$ -	$ -	$ -	$ -	$ -
948	662000713	380.0	$ -	$ -	$ -	$ -	$ -	$ -	$ -	$ -	$ -	$ 22	$ 22	$ 22	$ 24	$ 24	$ 24	$ 28
949	662000713	380.1	$ -	$ -	$ -	$ -	$ -	$ -	$ -	$ -	$ -	$ 10	$ 10	$ 10	$ 11	$ 11	$ 11	$ 13
950	667000714	376.1	$ -	$ -	$ -	$ 20	$ 20	$ 19	$ 66	$ 66	$ 66	$ 106	$ 106	$ 106	$ 116	$ 116	$ 116	$ 131
951	667000714	376.2	$ -	$ -	$ -	$ 19	$ 19	$ 19	$ 68	$ 68	$ 68	$ 110	$ 110	$ 110	$ 120	$ 120	$ 120	$ 135
952	667000714	376.4	$ -	$ -	$ -	$ 8	$ 8	$ 8	$ 27	$ 27	$ 27	$ 44	$ 44	$ 44	$ 48	$ 48	$ 48	$ 55
953	667000714	380.0	$ -	$ -	$ -	$ 5	$ 5	$ 2	$ 7	$ 7	$ 7	$ 12	$ 12	$ 12	$ 13	$ 13	$ 13	$ 15
954	667000715	376.5	$ -	$ -	$ -	$ 7	$ 7	$ 21	$ 50	$ 50	$ 50	$ 75	$ 75	$ 75	$ 89	$ 89	$ 89	$ 110
955	667000716	378.0	$ -	$ -	$ -	$ 6	$ 6	$ 5	$ 16	$ 16	$ 16	$ 30	$ 30	$ 30	$ 36	$ 36	$ 36	$ 45
956	667000716	385.0	$ -	$ -	$ -	$ 13	$ 13	$ 10	$ 35	$ 35	$ 35	$ 65	$ 65	$ 65	$ 78	$ 78	$ 78	$ 98
957	667000717	381.0	$ -	$ -	$ -	$ -	$ -	$ -	$ -	$ -	$ -	$ -	$ -	$ -	$ -	$ -	$ -	$ -
958	667000718	380.0	$ -	$ -	$ -	$ -	$ -	$ -	$ 3	$ 3	$ 3	$ 5	$ 5	$ 5	$ 6	$ 6	$ 6	$ 8
959	667000718	380.1	$ -	$ -	$ -	$ -	$ -	$ -	$ 1	$ 1	$ 1	$ 2	$ 2	$ 2	$ 3	$ 3	$ 3	$ 4
960	660000719	376.1	$ -	$ -	$ -	$ 44	$ 44	$ 42	$ 47	$ 47	$ 47	$ 51	$ 51	$ 51	$ 61	$ 61	$ 61	$ 77
961	660000719	376.2	$ -	$ -	$ -	$ 42	$ 42	$ 43	$ 49	$ 49	$ 49	$ 53	$ 53	$ 53	$ 63	$ 63	$ 63	$ 79
962	660000719	376.4	$ -	$ -	$ -	$ 18	$ 18	$ 17	$ 20	$ 20	$ 20	$ 21	$ 21	$ 21	$ 25	$ 25	$ 25	$ 32
963	660000719	380.0	$ -	$ -	$ -	$ 11	$ 11	$ 5	$ 5	$ 5	$ 5	$ 6	$ 6	$ 6	$ 7	$ 7	$ 7	$ 9
964	660000720	376.5	$ -	$ -	$ -	$ 547	$ 547	$ 1,653	$ 1,786	$ 1,786	$ 1,786	$ 1,919	$ 1,919	$ 1,919	$ 2,560	$ 2,560	$ 2,560	$ 3,523
965	660000721	378.0	$ -	$ -	$ -	$ 114	$ 114	$ 97	$ 110	$ 110	$ 110	$ 127	$ 127	$ 127	$ 137	$ 137	$ 137	$ 152
966	660000721	385.0	$ -	$ -	$ -	$ 268	$ 268	$ 209	$ 238	$ 238	$ 238	$ 273	$ 273	$ 273	$ 295	$ 295	$ 295	$ 328
967	660000722	381.0	$ -	$ -	$ -	$ -	$ -	$ -	$ -	$ -	$ -	$ -	$ -	$ -	$ -	$ -	$ -	$ -
968	660000723	380.0	$ -	$ -	$ -	$ 248	$ 248	$ 109	$ 149	$ 149	$ 149	$ 211	$ 211	$ 211	$ 250	$ 250	$ 250	$ 308
969	660000723	380.1	$ -	$ -	$ -	$ 108	$ 108	$ 49	$ 68	$ 68	$ 68	$ 96	$ 96	$ 96	$ 113	$ 113	$ 113	$ 140
970	680000724	376.2	$ -	$ -	$ -	$ 240	$ 240	$ 249	$ 701	$ 701	$ 701	$ 1,298	$ 1,298	$ 1,298	$ 1,592	$ 1,592	$ 1,592	$ 2,034
971	680000725	378.0	$ -	$ -	$ -	$ 53	$ 53	$ 45	$ 46	$ 46	$ 46	$ 46	$ 46	$ 46	$ 74	$ 74	$ 74	$ 85
972	680000725	385.0	$ -	$ -	$ -	$ 180	$ 180	$ 140	$ 143	$ 143	$ 143	$ 143	$ 143	$ 143	$ 232	$ 232	$ 232	$ 267
973	680000726	381.0	$ -	$ -	$ -	$ 127	$ 127	$ 146	$ 146	$ 146	$ 146	$ 199	$ 199	$ 199	$ 280	$ 280	$ 280	$ 615
974	680000726	381.1	$ -	$ -	$ -	$ 27	$ 27	$ 26	$ 26	$ 26	$ 26	$ 35	$ 35	$ 35	$ 50	$ 50	$ 50	$ 110
975	680000727	380.0	$ -	$ -	$ -	$ 289	$ 289	$ 127	$ 307	$ 307	$ 307	$ 525	$ 525	$ 525	$ 644	$ 644	$ 644	$ 824
976	680000727	380.1	$ -	$ -	$ -	$ 28	$ 28	$ 13	$ 31	$ 31	$ 31	$ 52	$ 52	$ 52	$ 64	$ 64	$ 64	$ 82
977	684000728	376.2	$ -	$ -	$ -	$ -	$ -	$ -	$ 0	$ 0	$ 0	$ 0	$ 0	$ 0	$ 0	$ 0	$ 0	$ 0
978	684000729	378.0	$ -	$ -	$ -	$ 2	$ 2	$ 2	$ 8	$ 8	$ 8	$ 14	$ 14	$ 14	$ 14	$ 14	$ 14	$ 14
979	684000729	385.0	$ -	$ -	$ -	$ 8	$ 8	$ 6	$ 24	$ 24	$ 24	$ 44	$ 44	$ 44	$ 44	$ 44	$ 44	$ 44
980	684000730	381.0	$ -	$ -	$ -	$ 80	$ 80	$ 92	$ 110	$ 110	$ 110	$ 109	$ 109	$ 109	$ 98	$ 98	$ 98	$ 137
981	684000730	381.1	$ -	$ -	$ -	$ 17	$ 17	$ 16	$ 20	$ 20	$ 20	$ 19	$ 19	$ 19	$ 18	$ 18	$ 18	$ 24
982	684000731	380.0	$ -	$ -	$ -	$ 75	$ 75	$ 33	$ 33	$ 33	$ 33	$ 33	$ 33	$ 33	$ 38	$ 38	$ 38	$ 44
983	684000731	380.1	$ -	$ -	$ -	$ 7	$ 7	$ 3	$ 3	$ 3	$ 3	$ 3	$ 3	$ 3	$ 4	$ 4	$ 4	$ 4
984	685000732	376.2	$ -	$ -	$ -	$ 9	$ 9	$ 9	$ 31	$ 31	$ 31	$ 52	$ 52	$ 52	$ 63	$ 63	$ 63	$ 79
985	685000733	381.0	$ -	$ -	$ -	$ 51	$ 51	$ 59	$ 81	$ 81	$ 81	$ 81	$ 81	$ 81	$ 90	$ 90	$ 90	$ 157
986	685000733	381.1	$ -	$ -	$ -	$ 11	$ 11	$ 11	$ 14	$ 14	$ 14	$ 14	$ 14	$ 14	$ 16	$ 16	$ 16	$ 28
987	685000734	380.0	$ -	$ -	$ -	$ 69	$ 69	$ 30	$ 48	$ 48	$ 48	$ 65	$ 65	$ 65	$ 109	$ 109	$ 109	$ 230
988	685000734	380.1	$ -	$ -	$ -	$ 7	$ 7	$ 3	$ 5	$ 5	$ 5	$ 6	$ 6	$ 6	$ 11	$ 11	$ 11	$ 23
989	680000735	376.1	$ -	$ -	$ -	$ 14	$ 14	$ 14	$ 135	$ 135	$ 135	$ 158	$ 158	$ 158	$ 166	$ 166	$ 166	$ 177
990	680000735	376.2	$ -	$ -	$ -	$ 14	$ 14	$ 14	$ 139	$ 139	$ 139	$ 163	$ 163	$ 163	$ 171	$ 171	$ 171	$ 182
991	680000735	376.4	$ -	$ -	$ -	$ 6	$ 6	$ 6	$ 56	$ 56	$ 56	$ 66	$ 66	$ 66	$ 69	$ 69	$ 69	$ 74

NEW MEXICO GAS COMPANY, INC.

Depreciation Activity
Base Period - 12 Months Ending March 31, 2023
Future Test Year - 12 Months Ending September 30, 2025

	A	B	S	T	U	V	W	X	Y	Z	AA	AB	AC	AD	AE	AF
1																
2			Activity	Activity	Activity	Activity	Activity	Activity	Activity	Activity	Activity	Activity	Activity	Activity	Activity	Activity
3	Investment Number / Beginning Balance	FERC Account	8/31/2024	9/30/2024	10/31/2024	11/30/2024	12/31/2024	1/31/2025	2/28/2025	3/31/2025	4/30/2025	5/31/2025	6/30/2025	7/31/2025	8/31/2025	9/30/2025
940	662000709	376.1	$ 109	$ 109	$ 124	$ 124	$ 124	$ 145	$ 145	$ 145	$ 156	$ 156	$ 156	$ 172	$ 172	$ 172
941	662000709	376.2	$ 112	$ 112	$ 128	$ 128	$ 128	$ 150	$ 150	$ 150	$ 161	$ 161	$ 161	$ 178	$ 178	$ 178
942	662000709	376.4	$ 45	$ 45	$ 52	$ 52	$ 52	$ 60	$ 60	$ 60	$ 65	$ 65	$ 65	$ 72	$ 72	$ 72
943	662000709	380.0	$ 12	$ 12	$ 14	$ 14	$ 14	$ 16	$ 16	$ 16	$ 17	$ 17	$ 17	$ 19	$ 19	$ 19
944	662000710	376.5	$ 762	$ 762	$ 907	$ 907	$ 907	$ 1,101	$ 1,101	$ 1,101	$ 1,196	$ 1,196	$ 1,196	$ 1,340	$ 1,340	$ 1,340
945	662000711	378.0	$ 16	$ 16	$ 19	$ 19	$ 19	$ 23	$ 23	$ 23	$ 25	$ 25	$ 25	$ 28	$ 28	$ 28
946	662000711	385.0	$ 34	$ 34	$ 41	$ 41	$ 41	$ 49	$ 49	$ 49	$ 53	$ 53	$ 53	$ 60	$ 60	$ 60
947	662000712	381.0	$ -	$ -	$ -	$ -	$ -	$ -	$ -	$ -	$ -	$ -	$ -	$ -	$ -	$ -
948	662000713	380.0	$ 28	$ 28	$ 32	$ 32	$ 32	$ 37	$ 37	$ 37	$ 39	$ 39	$ 39	$ 43	$ 43	$ 43
949	662000713	380.1	$ 13	$ 13	$ 14	$ 14	$ 14	$ 17	$ 17	$ 17	$ 18	$ 18	$ 18	$ 19	$ 19	$ 19
950	667000714	376.1	$ 131	$ 131	$ 146	$ 146	$ 146	$ 166	$ 166	$ 166	$ 176	$ 176	$ 176	$ 191	$ 191	$ 191
951	667000714	376.2	$ 135	$ 135	$ 151	$ 151	$ 151	$ 171	$ 171	$ 171	$ 181	$ 181	$ 181	$ 197	$ 197	$ 197
952	667000714	376.4	$ 55	$ 55	$ 61	$ 61	$ 61	$ 69	$ 69	$ 69	$ 73	$ 73	$ 73	$ 80	$ 80	$ 80
953	667000714	380.0	$ 15	$ 15	$ 16	$ 16	$ 16	$ 18	$ 18	$ 18	$ 20	$ 20	$ 20	$ 21	$ 21	$ 21
954	667000715	376.5	$ 110	$ 110	$ 131	$ 131	$ 131	$ 159	$ 159	$ 159	$ 173	$ 173	$ 173	$ 193	$ 193	$ 193
955	667000716	378.0	$ 45	$ 45	$ 55	$ 55	$ 55	$ 67	$ 67	$ 67	$ 73	$ 73	$ 73	$ 82	$ 82	$ 82
956	667000716	385.0	$ 98	$ 98	$ 118	$ 118	$ 118	$ 144	$ 144	$ 144	$ 157	$ 157	$ 157	$ 176	$ 176	$ 176
957	667000717	381.0	$ -	$ -	$ -	$ -	$ -	$ -	$ -	$ -	$ -	$ -	$ -	$ -	$ -	$ -
958	667000718	380.0	$ 8	$ 8	$ 10	$ 10	$ 10	$ 12	$ 12	$ 12	$ 14	$ 14	$ 14	$ 15	$ 15	$ 15
959	667000718	380.1	$ 4	$ 4	$ 4	$ 4	$ 4	$ 6	$ 6	$ 6	$ 6	$ 6	$ 6	$ 7	$ 7	$ 7
960	660000719	376.1	$ 77	$ 77	$ 92	$ 92	$ 92	$ 113	$ 113	$ 113	$ 123	$ 123	$ 123	$ 138	$ 138	$ 138
961	660000719	376.2	$ 79	$ 79	$ 95	$ 95	$ 95	$ 116	$ 116	$ 116	$ 127	$ 127	$ 127	$ 143	$ 143	$ 143
962	660000719	376.4	$ 32	$ 32	$ 38	$ 38	$ 38	$ 47	$ 47	$ 47	$ 51	$ 51	$ 51	$ 58	$ 58	$ 58
963	660000719	380.0	$ 9	$ 9	$ 10	$ 10	$ 10	$ 13	$ 13	$ 13	$ 14	$ 14	$ 14	$ 15	$ 15	$ 15
964	660000720	376.5	$ 3,523	$ 3,523	$ 4,485	$ 4,485	$ 4,485	$ 5,769	$ 5,769	$ 5,769	$ 6,403	$ 6,403	$ 6,403	$ 7,354	$ 7,354	$ 7,354
965	660000721	378.0	$ 152	$ 152	$ 168	$ 168	$ 168	$ 188	$ 188	$ 188	$ 198	$ 198	$ 198	$ 214	$ 214	$ 214
966	660000721	385.0	$ 328	$ 328	$ 361	$ 361	$ 361	$ 406	$ 406	$ 406	$ 427	$ 427	$ 427	$ 460	$ 460	$ 460
967	660000722	381.0	$ -	$ -	$ -	$ -	$ -	$ -	$ -	$ -	$ -	$ -	$ -	$ -	$ -	$ -
968	660000723	380.0	$ 308	$ 308	$ 366	$ 366	$ 366	$ 443	$ 443	$ 443	$ 481	$ 481	$ 481	$ 538	$ 538	$ 538
969	660000723	380.1	$ 140	$ 140	$ 166	$ 166	$ 166	$ 201	$ 201	$ 201	$ 218	$ 218	$ 218	$ 244	$ 244	$ 244
970	680000724	376.2	$ 2,034	$ 2,034	$ 2,475	$ 2,475	$ 2,475	$ 2,746	$ 2,746	$ 2,746	$ 2,996	$ 2,996	$ 2,996	$ 3,370	$ 3,370	$ 3,370
971	680000725	378.0	$ 85	$ 85	$ 90	$ 90	$ 90	$ 97	$ 97	$ 97	$ 127	$ 127	$ 127	$ 133	$ 133	$ 133
972	680000725	385.0	$ 267	$ 267	$ 282	$ 282	$ 282	$ 306	$ 306	$ 306	$ 398	$ 398	$ 398	$ 419	$ 419	$ 419
973	680000726	381.0	$ 615	$ 615	$ 588	$ 588	$ 588	$ 759	$ 759	$ 759	$ 840	$ 840	$ 840	$ 1,176	$ 1,176	$ 1,176
974	680000726	381.1	$ 110	$ 110	$ 105	$ 105	$ 105	$ 135	$ 135	$ 135	$ 150	$ 150	$ 150	$ 210	$ 210	$ 210
975	680000727	380.0	$ 824	$ 824	$ 1,003	$ 1,003	$ 1,003	$ 1,242	$ 1,242	$ 1,242	$ 1,373	$ 1,373	$ 1,373	$ 1,569	$ 1,569	$ 1,569
976	680000727	380.1	$ 82	$ 82	$ 100	$ 100	$ 100	$ 124	$ 124	$ 124	$ 137	$ 137	$ 137	$ 157	$ 157	$ 157
977	684000728	376.2	$ 0	$ 0	$ 0	$ 0	$ 0	$ 1	$ 1	$ 1	$ 1	$ 1	$ 1	$ 1	$ 1	$ 1
978	684000729	378.0	$ 14	$ 14	$ 14	$ 14	$ 14	$ 29	$ 29	$ 29	$ 29	$ 29	$ 29	$ 29	$ 29	$ 29
979	684000729	385.0	$ 44	$ 44	$ 44	$ 44	$ 44	$ 92	$ 92	$ 92	$ 92	$ 92	$ 92	$ 92	$ 92	$ 92
980	684000730	381.0	$ 137	$ 137	$ 228	$ 228	$ 228	$ 269	$ 269	$ 269	$ 258	$ 258	$ 258	$ 297	$ 297	$ 297
981	684000730	381.1	$ 24	$ 24	$ 41	$ 41	$ 41	$ 48	$ 48	$ 48	$ 46	$ 46	$ 46	$ 53	$ 53	$ 53
982	684000731	380.0	$ 44	$ 44	$ 51	$ 51	$ 51	$ 56	$ 56	$ 56	$ 59	$ 59	$ 59	$ 65	$ 65	$ 65
983	684000731	380.1	$ 4	$ 4	$ 5	$ 5	$ 5	$ 6	$ 6	$ 6	$ 6	$ 6	$ 6	$ 6	$ 6	$ 6
984	685000732	376.2	$ 79	$ 79	$ 95	$ 95	$ 95	$ 118	$ 118	$ 118	$ 129	$ 129	$ 129	$ 145	$ 145	$ 145
985	685000733	381.0	$ 157	$ 157	$ 159	$ 159	$ 159	$ 219	$ 219	$ 219	$ 228	$ 228	$ 228	$ 295	$ 295	$ 295
986	685000733	381.1	$ 28	$ 28	$ 28	$ 28	$ 28	$ 39	$ 39	$ 39	$ 41	$ 41	$ 41	$ 53	$ 53	$ 53
987	685000734	380.0	$ 230	$ 230	$ 302	$ 302	$ 302	$ 388	$ 388	$ 388	$ 431	$ 431	$ 431	$ 551	$ 551	$ 551
988	685000734	380.1	$ 23	$ 23	$ 30	$ 30	$ 30	$ 39	$ 39	$ 39	$ 43	$ 43	$ 43	$ 55	$ 55	$ 55
989	680000735	376.1	$ 177	$ 177	$ 188	$ 188	$ 188	$ 203	$ 203	$ 203	$ 210	$ 210	$ 210	$ 221	$ 221	$ 221
990	680000735	376.2	$ 182	$ 182	$ 194	$ 194	$ 194	$ 209	$ 209	$ 209	$ 217	$ 217	$ 217	$ 228	$ 228	$ 228
991	680000735	376.4	$ 74	$ 74	$ 78	$ 78	$ 78	$ 84	$ 84	$ 84	$ 87	$ 87	$ 87	$ 92	$ 92	$ 92

Sponsored by NMGC Witness Erik C. Buchanan

NEW MEXICO GAS COMPANY, INC.

Depreciation Activity
Base Period - 12 Months Ending March 31, 2023
Future Test Year - 12 Months Ending September 30, 2025

	A	B	C	D	E	F	G	H	I	J	K	L	M	N	O	P	Q	R
1																		
2			Activity	Activity	Activity	Activity	Activity	Activity	Activity	Activity	Activity	Activity	Activity	Activity	Activity	Activity	Activity	Activity
3	Investment Number / Beginning Balance	FERC Account	4/30/2023	5/31/2023	6/30/2023	7/31/2023	8/31/2023	9/30/2023	10/31/2023	11/30/2023	12/31/2023	1/31/2024	2/29/2024	3/31/2024	4/30/2024	5/31/2024	6/30/2024	7/31/2024
992	680000735	380.0	$ -	$ -	$ -	$ 3	$ 3	$ 2	$ 15	$ 15	$ 15	$ 18	$ 18	$ 18	$ 18	$ 18	$ 18	$ 20
993	680000736	376.1	$ -	$ -	$ -	$ -	$ -	$ -	$ -	$ -	$ -	$ -	$ -	$ -	$ -	$ -	$ -	$ -
994	680000736	376.2	$ -	$ -	$ -	$ -	$ -	$ -	$ -	$ -	$ -	$ -	$ -	$ -	$ -	$ -	$ -	$ -
995	680000736	376.4	$ -	$ -	$ -	$ -	$ -	$ -	$ -	$ -	$ -	$ -	$ -	$ -	$ -	$ -	$ -	$ -
996	680000736	380.0	$ -	$ -	$ -	$ -	$ -	$ -	$ -	$ -	$ -	$ -	$ -	$ -	$ -	$ -	$ -	$ -
997	680000737	376.5	$ -	$ -	$ -	$ 24	$ 24	$ 72	$ 115	$ 115	$ 115	$ 171	$ 171	$ 171	$ 204	$ 204	$ 204	$ 254
998	680000738	378.0	$ -	$ -	$ -	$ -	$ -	$ -	$ -	$ -	$ -	$ -	$ -	$ -	$ -	$ -	$ -	$ -
999	680000738	385.0	$ -	$ -	$ -	$ -	$ -	$ -	$ -	$ -	$ -	$ -	$ -	$ -	$ -	$ -	$ -	$ -
1000	680000739	378.0	$ -	$ -	$ -	$ 27	$ 27	$ 23	$ 23	$ 23	$ 23	$ 23	$ 23	$ 23	$ 25	$ 25	$ 25	$ 28
1001	680000739	385.0	$ -	$ -	$ -	$ 63	$ 63	$ 49	$ 49	$ 49	$ 49	$ 49	$ 49	$ 49	$ 53	$ 53	$ 53	$ 60
1002	680000740	381.0	$ -	$ -	$ -	$ -	$ -	$ -	$ -	$ -	$ -	$ -	$ -	$ -	$ -	$ -	$ -	$ -
1003	680000741	380.0	$ -	$ -	$ -	$ -	$ -	$ -	$ 1	$ 1	$ 1	$ 62	$ 62	$ 62	$ 84	$ 84	$ 84	$ 116
1004	680000741	380.1	$ -	$ -	$ -	$ -	$ -	$ -	$ 0	$ 0	$ 0	$ 28	$ 28	$ 28	$ 38	$ 38	$ 38	$ 53
1005	684000742	376.1	$ -	$ -	$ -	$ -	$ -	$ -	$ 14	$ 14	$ 14	$ 17	$ 17	$ 17	$ 26	$ 26	$ 26	$ 40
1006	684000742	376.2	$ -	$ -	$ -	$ -	$ -	$ -	$ 15	$ 15	$ 15	$ 18	$ 18	$ 18	$ 27	$ 27	$ 27	$ 42
1007	684000742	376.4	$ -	$ -	$ -	$ -	$ -	$ -	$ 6	$ 6	$ 6	$ 7	$ 7	$ 7	$ 11	$ 11	$ 11	$ 17
1008	684000742	380.0	$ -	$ -	$ -	$ -	$ -	$ -	$ 2	$ 2	$ 2	$ 2	$ 2	$ 2	$ 3	$ 3	$ 3	$ 4
1009	684000743	376.5	$ -	$ -	$ -	$ 7	$ 7	$ 21	$ 56	$ 56	$ 56	$ 90	$ 90	$ 90	$ 133	$ 133	$ 133	$ 218
1010	684000744	378.0	$ -	$ -	$ -	$ 0	$ 0	$ 0	$ 0	$ 0	$ 0	$ 0	$ 0	$ 0	$ 0	$ 0	$ 0	$ 0
1011	684000744	385.0	$ -	$ -	$ -	$ 0	$ 0	$ 0	$ 0	$ 0	$ 0	$ 1	$ 1	$ 1	$ 1	$ 1	$ 1	$ 1
1012	684000745	381.0	$ -	$ -	$ -	$ -	$ -	$ -	$ -	$ -	$ -	$ -	$ -	$ -	$ -	$ -	$ -	$ -
1013	684000746	380.0	$ -	$ -	$ -	$ -	$ -	$ -	$ 5	$ 5	$ 5	$ 43	$ 43	$ 43	$ 56	$ 56	$ 56	$ 76
1014	684000746	380.1	$ -	$ -	$ -	$ -	$ -	$ -	$ 2	$ 2	$ 2	$ 19	$ 19	$ 19	$ 25	$ 25	$ 25	$ 34
1015	685000747	376.1	$ -	$ -	$ -	$ -	$ -	$ -	$ 0	$ 0	$ 0	$ 0	$ 0	$ 0	$ 0	$ 0	$ 0	$ 1
1016	685000747	376.2	$ -	$ -	$ -	$ -	$ -	$ -	$ 0	$ 0	$ 0	$ 0	$ 0	$ 0	$ 0	$ 0	$ 0	$ 1
1017	685000747	376.4	$ -	$ -	$ -	$ -	$ -	$ -	$ 0	$ 0	$ 0	$ 0	$ 0	$ 0	$ 0	$ 0	$ 0	$ 0
1018	685000747	380.0	$ -	$ -	$ -	$ -	$ -	$ -	$ 0	$ 0	$ 0	$ 0	$ 0	$ 0	$ 0	$ 0	$ 0	$ 0
1019	685000748	376.5	$ -	$ -	$ -	$ 4	$ 4	$ 13	$ 30	$ 30	$ 30	$ 30	$ 30	$ 30	$ 32	$ 32	$ 32	$ 45
1020	685000749	378.0	$ -	$ -	$ -	$ 14	$ 14	$ 12	$ 13	$ 13	$ 13	$ 13	$ 13	$ 13	$ 13	$ 13	$ 13	$ 17
1021	685000749	385.0	$ -	$ -	$ -	$ 33	$ 33	$ 26	$ 28	$ 28	$ 28	$ 28	$ 28	$ 28	$ 28	$ 28	$ 28	$ 36
1022	685000750	381.0	$ -	$ -	$ -	$ -	$ -	$ -	$ -	$ -	$ -	$ -	$ -	$ -	$ -	$ -	$ -	$ -
1023	685000751	380.0	$ -	$ -	$ -	$ -	$ -	$ -	$ -	$ -	$ -	$ 5	$ 5	$ 5	$ 6	$ 6	$ 6	$ 6
1024	685000751	380.1	$ -	$ -	$ -	$ -	$ -	$ -	$ -	$ -	$ -	$ 2	$ 2	$ 2	$ 3	$ 3	$ 3	$ 3
1025	621000752	394.0	$ -	$ -	$ -	$ 238	$ 238	$ 238	$ 645	$ 645	$ 645	$ 805	$ 805	$ 805	$ 805	$ 805	$ 805	$ 1,107
1026	622000753	394.0	$ -	$ -	$ -	$ -	$ -	$ -	$ -	$ -	$ -	$ -	$ -	$ -	$ -	$ -	$ -	$ -
1027	622000754	390.0	$ -	$ -	$ -	$ -	$ -	$ -	$ -	$ -	$ -	$ -	$ -	$ -	$ -	$ -	$ -	$ -
1028	632000755	394.0	$ -	$ -	$ -	$ -	$ -	$ -	$ -	$ -	$ -	$ -	$ -	$ -	$ -	$ -	$ -	$ -
1029	633000756	394.0	$ -	$ -	$ -	$ -	$ -	$ -	$ -	$ -	$ -	$ -	$ -	$ -	$ -	$ -	$ -	$ -
1030	610000757	394.0	$ -	$ -	$ -	$ 2,231	$ 2,231	$ 2,232	$ 3,285	$ 3,285	$ 3,285	$ 3,577	$ 3,577	$ 3,577	$ 3,837	$ 3,837	$ 3,837	$ 4,804
1031	620000758	394.0	$ -	$ -	$ -	$ -	$ -	$ -	$ -	$ -	$ -	$ -	$ -	$ -	$ -	$ -	$ -	$ -
1032	624000759	394.0	$ -	$ -	$ -	$ -	$ -	$ -	$ -	$ -	$ -	$ -	$ -	$ -	$ -	$ -	$ -	$ -
1033	627000760	394.0	$ -	$ -	$ -	$ -	$ -	$ -	$ -	$ -	$ -	$ -	$ -	$ -	$ -	$ -	$ -	$ -
1034	629000761	394.0	$ -	$ -	$ -	$ 579	$ 579	$ 579	$ 767	$ 767	$ 767	$ 767	$ 767	$ 767	$ 767	$ 767	$ 767	$ 1,592
1035	626000762	390.0	$ -	$ -	$ -	$ -	$ -	$ -	$ -	$ -	$ -	$ -	$ -	$ -	$ -	$ -	$ -	$ -
1036	626000763	394.0	$ -	$ -	$ -	$ 527	$ 527	$ 528	$ 828	$ 828	$ 828	$ 828	$ 828	$ 828	$ 828	$ 828	$ 828	$ 1,951
1037	662000764	394.0	$ -	$ -	$ -	$ -	$ -	$ -	$ -	$ -	$ -	$ -	$ -	$ -	$ -	$ -	$ -	$ 11
1038	660000765	394.0	$ -	$ -	$ -	$ 1,114	$ 1,114	$ 1,114	$ 1,181	$ 1,181	$ 1,181	$ 1,181	$ 1,181	$ 1,181	$ 1,323	$ 1,323	$ 1,323	$ 1,537
1039	667000766	394.0	$ -	$ -	$ -	$ -	$ -	$ -	$ -	$ -	$ -	$ -	$ -	$ -	$ 30	$ 30	$ 30	$ 75
1040	680000767	394.0	$ -	$ -	$ -	$ 461	$ 461	$ 461	$ 703	$ 703	$ 703	$ 1,026	$ 1,026	$ 1,026	$ 1,026	$ 1,026	$ 1,026	$ 1,327
1041	684000768	394.0	$ -	$ -	$ -	$ -	$ -	$ -	$ -	$ -	$ -	$ -	$ -	$ -	$ -	$ -	$ -	$ -
1042	T610000769	394.0	$ -	$ -	$ -	$ 163	$ 163	$ 163	$ 163	$ 163	$ 163	$ 163	$ 163	$ 163	$ 366	$ 366	$ 366	$ 366
1043	T610000770	368.0	$ -	$ -	$ -	$ -	$ -	$ -	$ -	$ -	$ -	$ -	$ -	$ -	$ -	$ -	$ -	$ -

Sponsored by NMGC Witness Erik C. Buchanan

NEW MEXICO GAS COMPANY, INC.

Depreciation Activity
Base Period - 12 Months Ending March 31, 2023
Future Test Year - 12 Months Ending September 30, 2025

	A	B	S	T	U	V	W	X	Y	Z	AA	AB	AC	AD	AE	AF
1																
2			Activity	Activity	Activity	Activity	Activity	Activity	Activity	Activity	Activity	Activity	Activity	Activity	Activity	Activity
3	Investment Number / Beginning Balance	FERC Account	8/31/2024	9/30/2024	10/31/2024	11/30/2024	12/31/2024	1/31/2025	2/28/2025	3/31/2025	4/30/2025	5/31/2025	6/30/2025	7/31/2025	8/31/2025	9/30/2025
992	680000735	380.0	$ 20	$ 20	$ 21	$ 21	$ 21	$ 23	$ 23	$ 23	$ 23	$ 23	$ 23	$ 25	$ 25	$ 25
993	680000736	376.1	$ -	$ -	$ -	$ -	$ -	$ -	$ -	$ -	$ -	$ -	$ -	$ -	$ -	$ -
994	680000736	376.2	$ -	$ -	$ -	$ -	$ -	$ -	$ -	$ -	$ -	$ -	$ -	$ -	$ -	$ -
995	680000736	376.4	$ -	$ -	$ -	$ -	$ -	$ -	$ -	$ -	$ -	$ -	$ -	$ -	$ -	$ -
996	680000736	380.0	$ -	$ -	$ -	$ -	$ -	$ -	$ -	$ -	$ -	$ -	$ -	$ -	$ -	$ -
997	680000737	376.5	$ 254	$ 254	$ 303	$ 303	$ 303	$ 369	$ 369	$ 369	$ 395	$ 395	$ 395	$ 466	$ 466	$ 466
998	680000738	378.0	$ -	$ -	$ -	$ -	$ -	$ -	$ -	$ -	$ -	$ -	$ -	$ -	$ -	$ -
999	680000738	385.0	$ -	$ -	$ -	$ -	$ -	$ -	$ -	$ -	$ -	$ -	$ -	$ -	$ -	$ -
1000	680000739	378.0	$ 28	$ 28	$ 35	$ 35	$ 35	$ 42	$ 42	$ 42	$ 44	$ 44	$ 44	$ 47	$ 47	$ 47
1001	680000739	385.0	$ 60	$ 60	$ 75	$ 75	$ 75	$ 91	$ 91	$ 91	$ 95	$ 95	$ 95	$ 102	$ 102	$ 102
1002	680000740	381.0	$ -	$ -	$ -	$ -	$ -	$ -	$ -	$ -	$ -	$ -	$ -	$ -	$ -	$ -
1003	680000741	380.0	$ 116	$ 116	$ 149	$ 149	$ 149	$ 157	$ 157	$ 157	$ 174	$ 174	$ 174	$ 199	$ 199	$ 199
1004	680000741	380.1	$ 53	$ 53	$ 67	$ 67	$ 67	$ 71	$ 71	$ 71	$ 79	$ 79	$ 79	$ 90	$ 90	$ 90
1005	684000742	376.1	$ 40	$ 40	$ 54	$ 54	$ 54	$ 73	$ 73	$ 73	$ 82	$ 82	$ 82	$ 96	$ 96	$ 96
1006	684000742	376.2	$ 42	$ 42	$ 56	$ 56	$ 56	$ 75	$ 75	$ 75	$ 85	$ 85	$ 85	$ 99	$ 99	$ 99
1007	684000742	376.4	$ 17	$ 17	$ 23	$ 23	$ 23	$ 30	$ 30	$ 30	$ 34	$ 34	$ 34	$ 40	$ 40	$ 40
1008	684000742	380.0	$ 4	$ 4	$ 6	$ 6	$ 6	$ 8	$ 8	$ 8	$ 9	$ 9	$ 9	$ 11	$ 11	$ 11
1009	684000743	376.5	$ 218	$ 218	$ 225	$ 225	$ 225	$ 281	$ 281	$ 281	$ 324	$ 324	$ 324	$ 409	$ 409	$ 409
1010	684000744	378.0	$ 0	$ 0	$ 0	$ 0	$ 0	$ 0	$ 0	$ 0	$ 0	$ 0	$ 0	$ 1	$ 1	$ 1
1011	684000744	385.0	$ 1	$ 1	$ 1	$ 1	$ 1	$ 1	$ 1	$ 1	$ 1	$ 1	$ 1	$ 1	$ 1	$ 1
1012	684000745	381.0	$ -	$ -	$ -	$ -	$ -	$ -	$ -	$ -	$ -	$ -	$ -	$ -	$ -	$ -
1013	684000746	380.0	$ 76	$ 76	$ 96	$ 96	$ 96	$ 122	$ 122	$ 122	$ 135	$ 135	$ 135	$ 155	$ 155	$ 155
1014	684000746	380.1	$ 34	$ 34	$ 43	$ 43	$ 43	$ 55	$ 55	$ 55	$ 61	$ 61	$ 61	$ 70	$ 70	$ 70
1015	685000747	376.1	$ 1	$ 1	$ 1	$ 1	$ 1	$ 1	$ 1	$ 1	$ 1	$ 1	$ 1	$ 2	$ 2	$ 2
1016	685000747	376.2	$ 1	$ 1	$ 1	$ 1	$ 1	$ 1	$ 1	$ 1	$ 1	$ 1	$ 1	$ 2	$ 2	$ 2
1017	685000747	376.4	$ 0	$ 0	$ 0	$ 0	$ 0	$ 0	$ 0	$ 0	$ 1	$ 1	$ 1	$ 1	$ 1	$ 1
1018	685000747	380.0	$ 0	$ 0	$ 0	$ 0	$ 0	$ 0	$ 0	$ 0	$ 0	$ 0	$ 0	$ 0	$ 0	$ 0
1019	685000748	376.5	$ 45	$ 45	$ 45	$ 45	$ 45	$ 166	$ 166	$ 166	$ 168	$ 168	$ 168	$ 181	$ 181	$ 181
1020	685000749	378.0	$ 17	$ 17	$ 17	$ 17	$ 17	$ 17	$ 17	$ 17	$ 17	$ 17	$ 17	$ 21	$ 21	$ 21
1021	685000749	385.0	$ 36	$ 36	$ 36	$ 36	$ 36	$ 36	$ 36	$ 36	$ 36	$ 36	$ 36	$ 44	$ 44	$ 44
1022	685000750	381.0	$ -	$ -	$ -	$ -	$ -	$ -	$ -	$ -	$ -	$ -	$ -	$ -	$ -	$ -
1023	685000751	380.0	$ 6	$ 6	$ 6	$ 6	$ 6	$ 7	$ 7	$ 7	$ 7	$ 7	$ 7	$ 7	$ 7	$ 7
1024	685000751	380.1	$ 3	$ 3	$ 3	$ 3	$ 3	$ 3	$ 3	$ 3	$ 3	$ 3	$ 3	$ 3	$ 3	$ 3
1025	621000752	394.0	$ 1,107	$ 1,107	$ 1,409	$ 1,409	$ 1,409	$ 1,610	$ 1,610	$ 1,610	$ 1,610	$ 1,610	$ 1,610	$ 1,916	$ 1,916	$ 1,916
1026	622000753	394.0	$ -	$ -	$ -	$ -	$ -	$ -	$ -	$ -	$ -	$ -	$ -	$ -	$ -	$ -
1027	622000754	390.0	$ -	$ -	$ -	$ -	$ -	$ -	$ -	$ -	$ -	$ -	$ -	$ -	$ -	$ -
1028	632000755	394.0	$ -	$ -	$ -	$ -	$ -	$ -	$ -	$ -	$ -	$ -	$ -	$ -	$ -	$ -
1029	633000756	394.0	$ -	$ -	$ -	$ -	$ -	$ -	$ -	$ -	$ -	$ -	$ -	$ -	$ -	$ -
1030	610000757	394.0	$ 4,804	$ 4,804	$ 5,771	$ 5,771	$ 5,771	$ 7,061	$ 7,061	$ 7,061	$ 7,356	$ 7,356	$ 7,356	$ 8,346	$ 8,346	$ 8,346
1031	620000758	394.0	$ -	$ -	$ -	$ -	$ -	$ -	$ -	$ -	$ -	$ -	$ -	$ -	$ -	$ -
1032	624000759	394.0	$ -	$ -	$ -	$ -	$ -	$ -	$ -	$ -	$ -	$ -	$ -	$ -	$ -	$ -
1033	627000760	394.0	$ -	$ -	$ -	$ -	$ -	$ -	$ -	$ -	$ -	$ -	$ -	$ -	$ -	$ -
1034	629000761	394.0	$ 1,592	$ 1,592	$ 1,592	$ 1,592	$ 1,592	$ 1,592	$ 1,592	$ 1,592	$ 1,734	$ 1,734	$ 1,734	$ 1,947	$ 1,947	$ 1,947
1035	626000762	390.0	$ -	$ -	$ -	$ -	$ -	$ -	$ -	$ -	$ -	$ -	$ -	$ -	$ -	$ -
1036	626000763	394.0	$ 1,951	$ 1,951	$ 1,951	$ 1,951	$ 1,951	$ 1,951	$ 1,951	$ 1,951	$ 2,144	$ 2,144	$ 2,144	$ 2,434	$ 2,434	$ 2,434
1037	662000764	394.0	$ 11	$ 11	$ 55	$ 55	$ 55	$ 115	$ 115	$ 115	$ 115	$ 115	$ 115	$ 115	$ 115	$ 115
1038	660000765	394.0	$ 1,537	$ 1,537	$ 1,751	$ 1,751	$ 1,751	$ 2,036	$ 2,036	$ 2,036	$ 2,184	$ 2,184	$ 2,184	$ 2,404	$ 2,404	$ 2,404
1039	667000766	394.0	$ 75	$ 75	$ 120	$ 120	$ 120	$ 179	$ 179	$ 179	$ 179	$ 179	$ 179	$ 179	$ 179	$ 179
1040	680000767	394.0	$ 1,327	$ 1,327	$ 1,621	$ 1,621	$ 1,621	$ 1,916	$ 1,916	$ 1,916	$ 2,069	$ 2,069	$ 2,069	$ 2,298	$ 2,298	$ 2,298
1041	684000768	394.0	$ -	$ -	$ -	$ -	$ -	$ -	$ -	$ -	$ -	$ -	$ -	$ -	$ -	$ -
1042	T610000769	394.0	$ 366	$ 366	$ 685	$ 685	$ 685	$ 685	$ 685	$ 685	$ 851	$ 851	$ 851	$ 851	$ 851	$ 851
1043	T610000770	368.0	$ -	$ -	$ -	$ -	$ -	$ -	$ -	$ -	$ -	$ -	$ -	$ -	$ -	$ -

Sponsored by NMGC Witness Erik C. Buchanan

NEW MEXICO GAS COMPANY, INC.

Depreciation Activity
Base Period - 12 Months Ending March 31, 2023
Future Test Year - 12 Months Ending September 30, 2025

	A	B	C	D	E	F	G	H	I	J	K	L	M	N	O	P	Q	R
1																		
2			Activity	Activity	Activity	Activity	Activity	Activity	Activity	Activity	Activity	Activity	Activity	Activity	Activity	Activity	Activity	Activity
3	Investment Number / Beginning Balance	FERC Account	4/30/2023	5/31/2023	6/30/2023	7/31/2023	8/31/2023	9/30/2023	10/31/2023	11/30/2023	12/31/2023	1/31/2024	2/29/2024	3/31/2024	4/30/2024	5/31/2024	6/30/2024	7/31/2024
1044	T610000770	369.0	$ -	$ -	$ -	$ -	$ -	$ -	$ -	$ -	$ -	$ -	$ -	$ -	$ -	$ -	$ -	$ -
1045	T610000771	367.1	$ -	$ -	$ -	$ -	$ -	$ -	$ -	$ -	$ -	$ -	$ -	$ -	$ -	$ -	$ -	$ -
1046	T610000771	368.0	$ -	$ -	$ -	$ -	$ -	$ -	$ -	$ -	$ -	$ -	$ -	$ -	$ -	$ -	$ -	$ -
1047	T610000771	369.0	$ -	$ -	$ -	$ -	$ -	$ -	$ -	$ -	$ -	$ -	$ -	$ -	$ -	$ -	$ -	$ -
1048	T610000772	368.0	$ -	$ -	$ -	$ -	$ -	$ -	$ -	$ -	$ -	$ -	$ -	$ -	$ -	$ -	$ -	$ -
1049	T610000772	369.0	$ -	$ -	$ -	$ -	$ -	$ -	$ -	$ -	$ -	$ -	$ -	$ -	$ -	$ -	$ -	$ -
1050	T610000773	368.0	$ -	$ -	$ -	$ -	$ -	$ -	$ -	$ -	$ -	$ -	$ -	$ -	$ -	$ -	$ -	$ -
1051	T610000773	369.0	$ -	$ -	$ -	$ -	$ -	$ -	$ -	$ -	$ -	$ -	$ -	$ -	$ -	$ -	$ -	$ -
1052	T610000774	368.0	$ -	$ -	$ -	$ -	$ -	$ -	$ -	$ -	$ -	$ -	$ -	$ -	$ -	$ -	$ -	$ -
1053	T610000774	369.0	$ -	$ -	$ -	$ -	$ -	$ -	$ -	$ -	$ -	$ -	$ -	$ -	$ -	$ -	$ -	$ -
1054	T660000775	369.0	$ -	$ -	$ -	$ -	$ -	$ -	$ -	$ -	$ -	$ -	$ -	$ -	$ -	$ -	$ -	$ -
1055	T660000776	367.1	$ -	$ -	$ -	$ -	$ -	$ -	$ -	$ -	$ -	$ -	$ -	$ -	$ -	$ -	$ -	$ -
1056	T660000776	368.0	$ -	$ -	$ -	$ -	$ -	$ -	$ -	$ -	$ -	$ -	$ -	$ -	$ -	$ -	$ -	$ -
1057	T660000776	369.0	$ -	$ -	$ -	$ -	$ -	$ -	$ -	$ -	$ -	$ -	$ -	$ -	$ -	$ -	$ -	$ -
1058	T680000777	367.1	$ -	$ -	$ -	$ -	$ -	$ -	$ -	$ -	$ -	$ -	$ -	$ -	$ -	$ -	$ -	$ -
1059	T680000778	368.0	$ -	$ -	$ -	$ -	$ -	$ -	$ -	$ -	$ -	$ -	$ -	$ -	$ -	$ -	$ -	$ -
1060	T680000778	369.0	$ -	$ -	$ -	$ -	$ -	$ -	$ -	$ -	$ -	$ -	$ -	$ -	$ -	$ -	$ -	$ -
1061	T680000779	368.0	$ -	$ -	$ -	$ -	$ -	$ -	$ -	$ -	$ -	$ -	$ -	$ -	$ -	$ -	$ -	$ -
1062	T680000779	369.0	$ -	$ -	$ -	$ -	$ -	$ -	$ -	$ -	$ -	$ -	$ -	$ -	$ -	$ -	$ -	$ -
1063	T680000780	367.1	$ -	$ -	$ -	$ -	$ -	$ -	$ -	$ -	$ -	$ -	$ -	$ -	$ -	$ -	$ -	$ -
1064	T680000780	368.0	$ -	$ -	$ -	$ -	$ -	$ -	$ -	$ -	$ -	$ -	$ -	$ -	$ -	$ -	$ -	$ -
1065	T680000780	369.0	$ -	$ -	$ -	$ -	$ -	$ -	$ -	$ -	$ -	$ -	$ -	$ -	$ -	$ -	$ -	$ -
1066	T680000781	367.1	$ -	$ -	$ -	$ -	$ -	$ -	$ -	$ -	$ -	$ -	$ -	$ -	$ -	$ -	$ -	$ -
1067	T680000781	368.0	$ -	$ -	$ -	$ -	$ -	$ -	$ -	$ -	$ -	$ -	$ -	$ -	$ -	$ -	$ -	$ -
1068	T680000781	369.0	$ -	$ -	$ -	$ -	$ -	$ -	$ -	$ -	$ -	$ -	$ -	$ -	$ -	$ -	$ -	$ -
1069	T621000782	368.0	$ -	$ -	$ -	$ -	$ -	$ -	$ -	$ -	$ -	$ -	$ -	$ -	$ -	$ -	$ -	$ -
1070	T621000782	369.0	$ -	$ -	$ -	$ -	$ -	$ -	$ -	$ -	$ -	$ -	$ -	$ -	$ -	$ -	$ -	$ -
1071	T621000783	367.1	$ -	$ -	$ -	$ -	$ -	$ -	$ -	$ -	$ -	$ -	$ -	$ -	$ -	$ -	$ -	$ -
1072	T621000783	368.0	$ -	$ -	$ -	$ -	$ -	$ -	$ -	$ -	$ -	$ -	$ -	$ -	$ -	$ -	$ -	$ -
1073	T621000783	369.0	$ -	$ -	$ -	$ -	$ -	$ -	$ -	$ -	$ -	$ -	$ -	$ -	$ -	$ -	$ -	$ -
1074	T626000784	368.0	$ -	$ -	$ -	$ -	$ -	$ -	$ -	$ -	$ -	$ -	$ -	$ -	$ -	$ -	$ -	$ -
1075	T626000784	369.0	$ -	$ -	$ -	$ -	$ -	$ -	$ -	$ -	$ -	$ -	$ -	$ -	$ -	$ -	$ -	$ -
1076	T626000785	368.0	$ -	$ -	$ -	$ -	$ -	$ -	$ -	$ -	$ -	$ -	$ -	$ -	$ -	$ -	$ -	$ -
1077	T626000785	369.0	$ -	$ -	$ -	$ -	$ -	$ -	$ -	$ -	$ -	$ -	$ -	$ -	$ -	$ -	$ -	$ -
1078	T680000786	367.1	$ -	$ -	$ -	$ -	$ -	$ -	$ -	$ -	$ -	$ -	$ -	$ -	$ -	$ -	$ -	$ -
1079	T680000786	368.0	$ -	$ -	$ -	$ -	$ -	$ -	$ -	$ -	$ -	$ -	$ -	$ -	$ -	$ -	$ -	$ -
1080	T680000786	369.0	$ -	$ -	$ -	$ -	$ -	$ -	$ -	$ -	$ -	$ -	$ -	$ -	$ -	$ -	$ -	$ -
1081	T680000787	367.1	$ -	$ -	$ -	$ -	$ -	$ -	$ -	$ -	$ -	$ -	$ -	$ -	$ -	$ -	$ -	$ -
1082	T680000787	368.0	$ -	$ -	$ -	$ -	$ -	$ -	$ -	$ -	$ -	$ -	$ -	$ -	$ -	$ -	$ -	$ -
1083	T680000787	369.0	$ -	$ -	$ -	$ -	$ -	$ -	$ -	$ -	$ -	$ -	$ -	$ -	$ -	$ -	$ -	$ -
1084	T624000788	368.0	$ -	$ -	$ -	$ -	$ -	$ -	$ -	$ -	$ -	$ -	$ -	$ -	$ -	$ -	$ -	$ -
1085	T624000788	369.0	$ -	$ -	$ -	$ -	$ -	$ -	$ -	$ -	$ -	$ -	$ -	$ -	$ -	$ -	$ -	$ -
1086	T624000789	367.3	$ -	$ -	$ -	$ -	$ -	$ -	$ -	$ -	$ -	$ -	$ -	$ -	$ -	$ -	$ -	$ -
1087	T624000790	368.0	$ -	$ -	$ -	$ -	$ -	$ -	$ -	$ -	$ -	$ -	$ -	$ -	$ -	$ -	$ -	$ -
1088	T624000790	369.0	$ -	$ -	$ -	$ -	$ -	$ -	$ -	$ -	$ -	$ -	$ -	$ -	$ -	$ -	$ -	$ -
1089	T624000791	367.1	$ -	$ -	$ -	$ -	$ -	$ -	$ -	$ -	$ -	$ -	$ -	$ -	$ -	$ -	$ -	$ -
1090	T680000792	367.1	$ -	$ -	$ -	$ -	$ -	$ -	$ -	$ -	$ -	$ -	$ -	$ -	$ -	$ -	$ -	$ -
1091	T680000792	368.0	$ -	$ -	$ -	$ -	$ -	$ -	$ -	$ -	$ -	$ -	$ -	$ -	$ -	$ -	$ -	$ -
1092	T680000792	369.0	$ -	$ -	$ -	$ -	$ -	$ -	$ -	$ -	$ -	$ -	$ -	$ -	$ -	$ -	$ -	$ -
1093	T610000793	367.1	$ -	$ -	$ -	$ -	$ -	$ -	$ -	$ -	$ -	$ -	$ -	$ -	$ -	$ -	$ -	$ -
1094	T610000794	368.0	$ -	$ -	$ -	$ -	$ -	$ -	$ -	$ -	$ -	$ -	$ -	$ -	$ -	$ -	$ -	$ -
1095	T610000794	369.0	$ -	$ -	$ -	$ -	$ -	$ -	$ -	$ -	$ -	$ -	$ -	$ -	$ -	$ -	$ -	$ -

Sponsored by NMGC Witness Erik C. Buchanan

WP Plant 4 Deprec Activity

NEW MEXICO GAS COMPANY, INC.

Depreciation Activity
Base Period - 12 Months Ending March 31, 2023
Future Test Year - 12 Months Ending September 30, 2025

	A	B	S	T	U	V	W	X	Y	Z	AA	AB	AC	AD	AE	AF
1																
2			Activity	Activity	Activity	Activity	Activity	Activity	Activity	Activity	Activity	Activity	Activity	Activity	Activity	Activity
3	Investment Number / Beginning Balance	FERC Account	8/31/2024	9/30/2024	10/31/2024	11/30/2024	12/31/2024	1/31/2025	2/28/2025	3/31/2025	4/30/2025	5/31/2025	6/30/2025	7/31/2025	8/31/2025	9/30/2025
1044	T610000770	369.0	$ -	$ -	$ -	$ -	$ -	$ -	$ -	$ -	$ -	$ -	$ -	$ -	$ -	$ -
1045	T610000771	367.1	$ -	$ -	$ -	$ -	$ -	$ -	$ -	$ -	$ -	$ -	$ -	$ -	$ -	$ -
1046	T610000771	368.0	$ -	$ -	$ -	$ -	$ -	$ -	$ -	$ -	$ -	$ -	$ -	$ -	$ -	$ -
1047	T610000771	369.0	$ -	$ -	$ -	$ -	$ -	$ -	$ -	$ -	$ -	$ -	$ -	$ -	$ -	$ -
1048	T610000772	368.0	$ -	$ -	$ -	$ -	$ -	$ -	$ -	$ -	$ -	$ -	$ -	$ -	$ -	$ -
1049	T610000772	369.0	$ -	$ -	$ -	$ -	$ -	$ -	$ -	$ -	$ -	$ -	$ -	$ -	$ -	$ -
1050	T610000773	368.0	$ -	$ -	$ -	$ -	$ -	$ -	$ -	$ -	$ -	$ -	$ -	$ -	$ -	$ -
1051	T610000773	369.0	$ -	$ -	$ -	$ -	$ -	$ -	$ -	$ -	$ -	$ -	$ -	$ -	$ -	$ -
1052	T610000774	368.0	$ -	$ -	$ -	$ -	$ -	$ -	$ -	$ -	$ -	$ -	$ -	$ -	$ -	$ -
1053	T610000774	369.0	$ -	$ -	$ -	$ -	$ -	$ -	$ -	$ -	$ -	$ -	$ -	$ -	$ -	$ -
1054	T660000775	369.0	$ -	$ -	$ -	$ -	$ -	$ -	$ -	$ -	$ -	$ -	$ -	$ -	$ -	$ -
1055	T660000776	367.1	$ -	$ -	$ -	$ -	$ -	$ -	$ -	$ -	$ -	$ -	$ -	$ -	$ -	$ -
1056	T660000776	368.0	$ -	$ -	$ -	$ -	$ -	$ -	$ -	$ -	$ -	$ -	$ -	$ -	$ -	$ -
1057	T660000776	369.0	$ -	$ -	$ -	$ -	$ -	$ -	$ -	$ -	$ -	$ -	$ -	$ -	$ -	$ -
1058	T680000777	367.1	$ -	$ -	$ -	$ -	$ -	$ -	$ -	$ -	$ -	$ -	$ -	$ -	$ -	$ -
1059	T680000778	368.0	$ -	$ -	$ -	$ -	$ -	$ -	$ -	$ -	$ -	$ -	$ -	$ -	$ -	$ -
1060	T680000778	369.0	$ -	$ -	$ -	$ -	$ -	$ -	$ -	$ -	$ -	$ -	$ -	$ -	$ -	$ -
1061	T680000779	368.0	$ -	$ -	$ -	$ -	$ -	$ -	$ -	$ -	$ -	$ -	$ -	$ -	$ -	$ -
1062	T680000779	369.0	$ -	$ -	$ -	$ -	$ -	$ -	$ -	$ -	$ -	$ -	$ -	$ -	$ -	$ -
1063	T680000780	367.1	$ -	$ -	$ -	$ -	$ -	$ -	$ -	$ -	$ -	$ -	$ -	$ -	$ -	$ -
1064	T680000780	368.0	$ -	$ -	$ -	$ -	$ -	$ -	$ -	$ -	$ -	$ -	$ -	$ -	$ -	$ -
1065	T680000780	369.0	$ -	$ -	$ -	$ -	$ -	$ -	$ -	$ -	$ -	$ -	$ -	$ -	$ -	$ -
1066	T680000781	367.1	$ -	$ -	$ -	$ -	$ -	$ -	$ -	$ -	$ -	$ -	$ -	$ -	$ -	$ -
1067	T680000781	368.0	$ -	$ -	$ -	$ -	$ -	$ -	$ -	$ -	$ -	$ -	$ -	$ -	$ -	$ -
1068	T680000781	369.0	$ -	$ -	$ -	$ -	$ -	$ -	$ -	$ -	$ -	$ -	$ -	$ -	$ -	$ -
1069	T621000782	368.0	$ -	$ -	$ -	$ -	$ -	$ -	$ -	$ -	$ -	$ -	$ -	$ -	$ -	$ -
1070	T621000782	369.0	$ -	$ -	$ -	$ -	$ -	$ -	$ -	$ -	$ -	$ -	$ -	$ -	$ -	$ -
1071	T621000783	367.1	$ -	$ -	$ -	$ -	$ -	$ -	$ -	$ -	$ -	$ -	$ -	$ -	$ -	$ -
1072	T621000783	368.0	$ -	$ -	$ -	$ -	$ -	$ -	$ -	$ -	$ -	$ -	$ -	$ -	$ -	$ -
1073	T621000783	369.0	$ -	$ -	$ -	$ -	$ -	$ -	$ -	$ -	$ -	$ -	$ -	$ -	$ -	$ -
1074	T626000784	368.0	$ -	$ -	$ -	$ -	$ -	$ -	$ -	$ -	$ -	$ -	$ -	$ -	$ -	$ -
1075	T626000784	369.0	$ -	$ -	$ -	$ -	$ -	$ -	$ -	$ -	$ -	$ -	$ -	$ -	$ -	$ -
1076	T626000785	368.0	$ -	$ -	$ -	$ -	$ -	$ -	$ -	$ -	$ -	$ -	$ -	$ -	$ -	$ -
1077	T626000785	369.0	$ -	$ -	$ -	$ -	$ -	$ -	$ -	$ -	$ -	$ -	$ -	$ -	$ -	$ -
1078	T680000786	367.1	$ -	$ -	$ -	$ -	$ -	$ -	$ -	$ -	$ -	$ -	$ -	$ -	$ -	$ -
1079	T680000786	368.0	$ -	$ -	$ -	$ -	$ -	$ -	$ -	$ -	$ -	$ -	$ -	$ -	$ -	$ -
1080	T680000786	369.0	$ -	$ -	$ -	$ -	$ -	$ -	$ -	$ -	$ -	$ -	$ -	$ -	$ -	$ -
1081	T680000787	367.1	$ -	$ -	$ -	$ -	$ -	$ -	$ -	$ -	$ -	$ -	$ -	$ -	$ -	$ -
1082	T680000787	368.0	$ -	$ -	$ -	$ -	$ -	$ -	$ -	$ -	$ -	$ -	$ -	$ -	$ -	$ -
1083	T680000787	369.0	$ -	$ -	$ -	$ -	$ -	$ -	$ -	$ -	$ -	$ -	$ -	$ -	$ -	$ -
1084	T624000788	368.0	$ -	$ -	$ -	$ -	$ -	$ -	$ -	$ -	$ -	$ -	$ -	$ -	$ -	$ -
1085	T624000788	369.0	$ -	$ -	$ -	$ -	$ -	$ -	$ -	$ -	$ -	$ -	$ -	$ -	$ -	$ -
1086	T624000789	367.3	$ -	$ -	$ -	$ -	$ -	$ -	$ -	$ -	$ -	$ -	$ -	$ -	$ -	$ -
1087	T624000790	368.0	$ -	$ -	$ -	$ -	$ -	$ -	$ -	$ -	$ -	$ -	$ -	$ -	$ -	$ -
1088	T624000790	369.0	$ -	$ -	$ -	$ -	$ -	$ -	$ -	$ -	$ -	$ -	$ -	$ -	$ -	$ -
1089	T624000791	367.1	$ -	$ -	$ -	$ -	$ -	$ -	$ -	$ -	$ -	$ -	$ -	$ -	$ -	$ -
1090	T680000792	367.1	$ -	$ -	$ -	$ -	$ -	$ -	$ -	$ -	$ -	$ -	$ -	$ -	$ -	$ -
1091	T680000792	368.0	$ -	$ -	$ -	$ -	$ -	$ -	$ -	$ -	$ -	$ -	$ -	$ -	$ -	$ -
1092	T680000792	369.0	$ -	$ -	$ -	$ -	$ -	$ -	$ -	$ -	$ -	$ -	$ -	$ -	$ -	$ -
1093	T610000793	367.1	$ -	$ -	$ -	$ -	$ -	$ -	$ -	$ -	$ -	$ -	$ -	$ -	$ -	$ -
1094	T610000794	368.0	$ -	$ -	$ -	$ -	$ -	$ -	$ -	$ -	$ -	$ -	$ -	$ -	$ -	$ -
1095	T610000794	369.0	$ -	$ -	$ -	$ -	$ -	$ -	$ -	$ -	$ -	$ -	$ -	$ -	$ -	$ -

Sponsored by NMGC Witness Erik C. Buchanan

NEW MEXICO GAS COMPANY, INC.

Depreciation Activity
Base Period - 12 Months Ending March 31, 2023
Future Test Year - 12 Months Ending September 30, 2025

	A	B	C	D	E	F	G	H	I	J	K	L	M	N	O	P	Q	R
1																		
2			Activity	Activity	Activity	Activity	Activity	Activity	Activity	Activity	Activity	Activity	Activity	Activity	Activity	Activity	Activity	Activity
3	Investment Number / Beginning Balance	FERC Account	4/30/2023	5/31/2023	6/30/2023	7/31/2023	8/31/2023	9/30/2023	10/31/2023	11/30/2023	12/31/2023	1/31/2024	2/29/2024	3/31/2024	4/30/2024	5/31/2024	6/30/2024	7/31/2024
1096	T610000795	367.1	$ -	$ -	$ -	$ -	$ -	$ -	$ -	$ -	$ -	$ -	$ -	$ -	$ -	$ -	$ -	$ -
1097	T610000795	368.0	$ -	$ -	$ -	$ -	$ -	$ -	$ -	$ -	$ -	$ -	$ -	$ -	$ -	$ -	$ -	$ -
1098	T610000795	369.0	$ -	$ -	$ -	$ -	$ -	$ -	$ -	$ -	$ -	$ -	$ -	$ -	$ -	$ -	$ -	$ -
1099	T660000796	367.1	$ -	$ -	$ -	$ -	$ -	$ -	$ -	$ -	$ -	$ -	$ -	$ -	$ -	$ -	$ -	$ -
1100	T660000796	368.0	$ -	$ -	$ -	$ -	$ -	$ -	$ -	$ -	$ -	$ -	$ -	$ -	$ -	$ -	$ -	$ -
1101	T660000796	369.0	$ -	$ -	$ -	$ -	$ -	$ -	$ -	$ -	$ -	$ -	$ -	$ -	$ -	$ -	$ -	$ -
1102	T680000797	367.1	$ -	$ -	$ -	$ -	$ -	$ -	$ -	$ -	$ -	$ -	$ -	$ -	$ -	$ -	$ -	$ -
1103	T680000797	368.0	$ -	$ -	$ -	$ -	$ -	$ -	$ -	$ -	$ -	$ -	$ -	$ -	$ -	$ -	$ -	$ -
1104	T680000797	369.0	$ -	$ -	$ -	$ -	$ -	$ -	$ -	$ -	$ -	$ -	$ -	$ -	$ -	$ -	$ -	$ -
1105	T680000798	367.1	$ -	$ -	$ -	$ -	$ -	$ -	$ -	$ -	$ -	$ -	$ -	$ -	$ -	$ -	$ -	$ -
1106	T680000798	368.0	$ -	$ -	$ -	$ -	$ -	$ -	$ -	$ -	$ -	$ -	$ -	$ -	$ -	$ -	$ -	$ -
1107	T680000798	369.0	$ -	$ -	$ -	$ -	$ -	$ -	$ -	$ -	$ -	$ -	$ -	$ -	$ -	$ -	$ -	$ -
1108	T680000799		$ -	$ -	$ -	$ -	$ -	$ -	$ -	$ -	$ -	$ -	$ -	$ -	$ -	$ -	$ -	$ -
1109	T680000800	367.1	$ -	$ -	$ -	$ -	$ -	$ -	$ -	$ -	$ -	$ -	$ -	$ -	$ -	$ -	$ -	$ -
1110	T680000800	368.0	$ -	$ -	$ -	$ -	$ -	$ -	$ -	$ -	$ -	$ -	$ -	$ -	$ -	$ -	$ -	$ -
1111	T680000800	369.0	$ -	$ -	$ -	$ -	$ -	$ -	$ -	$ -	$ -	$ -	$ -	$ -	$ -	$ -	$ -	$ -
1112	T621000801	367.1	$ -	$ -	$ -	$ -	$ -	$ -	$ -	$ -	$ -	$ -	$ -	$ -	$ -	$ -	$ -	$ -
1113	T621000801	368.0	$ -	$ -	$ -	$ -	$ -	$ -	$ -	$ -	$ -	$ -	$ -	$ -	$ -	$ -	$ -	$ -
1114	T621000801	369.0	$ -	$ -	$ -	$ -	$ -	$ -	$ -	$ -	$ -	$ -	$ -	$ -	$ -	$ -	$ -	$ -
1115	T621000802	367.1	$ -	$ -	$ -	$ -	$ -	$ -	$ -	$ -	$ -	$ -	$ -	$ -	$ -	$ -	$ -	$ -
1116	T621000802	368.0	$ -	$ -	$ -	$ -	$ -	$ -	$ -	$ -	$ -	$ -	$ -	$ -	$ -	$ -	$ -	$ -
1117	T621000802	369.0	$ -	$ -	$ -	$ -	$ -	$ -	$ -	$ -	$ -	$ -	$ -	$ -	$ -	$ -	$ -	$ -
1118	T621000803	367.1	$ -	$ -	$ -	$ -	$ -	$ -	$ -	$ -	$ -	$ -	$ -	$ -	$ -	$ -	$ -	$ -
1119	T621000803	368.0	$ -	$ -	$ -	$ -	$ -	$ -	$ -	$ -	$ -	$ -	$ -	$ -	$ -	$ -	$ -	$ -
1120	T621000803	369.0	$ -	$ -	$ -	$ -	$ -	$ -	$ -	$ -	$ -	$ -	$ -	$ -	$ -	$ -	$ -	$ -
1121	T621000804	367.1	$ -	$ -	$ -	$ -	$ -	$ -	$ -	$ -	$ -	$ -	$ -	$ -	$ -	$ -	$ -	$ -
1122	T621000804	368.0	$ -	$ -	$ -	$ -	$ -	$ -	$ -	$ -	$ -	$ -	$ -	$ -	$ -	$ -	$ -	$ -
1123	T621000804	369.0	$ -	$ -	$ -	$ -	$ -	$ -	$ -	$ -	$ -	$ -	$ -	$ -	$ -	$ -	$ -	$ -
1124	610000805	380.0	$ -	$ -	$ -	$ -	$ -	$ -	$ -	$ -	$ -	$ -	$ -	$ -	$ -	$ -	$ -	$ -
1125	610000805	380.1	$ -	$ -	$ -	$ -	$ -	$ -	$ -	$ -	$ -	$ -	$ -	$ -	$ -	$ -	$ -	$ -
1126	T626000806	367.1	$ -	$ -	$ -	$ -	$ -	$ -	$ -	$ -	$ -	$ -	$ -	$ -	$ -	$ -	$ -	$ -
1127	T626000806	368.0	$ -	$ -	$ -	$ -	$ -	$ -	$ -	$ -	$ -	$ -	$ -	$ -	$ -	$ -	$ -	$ -
1128	T626000806	369.0	$ -	$ -	$ -	$ -	$ -	$ -	$ -	$ -	$ -	$ -	$ -	$ -	$ -	$ -	$ -	$ -
1129	T626000807	367.1	$ -	$ -	$ -	$ -	$ -	$ -	$ -	$ -	$ -	$ -	$ -	$ -	$ -	$ -	$ -	$ -
1130	T626000807	368.0	$ -	$ -	$ -	$ -	$ -	$ -	$ -	$ -	$ -	$ -	$ -	$ -	$ -	$ -	$ -	$ -
1131	T626000807	369.0	$ -	$ -	$ -	$ -	$ -	$ -	$ -	$ -	$ -	$ -	$ -	$ -	$ -	$ -	$ -	$ -
1132	T626000808	367.1	$ -	$ -	$ -	$ -	$ -	$ -	$ -	$ -	$ -	$ -	$ -	$ -	$ -	$ -	$ -	$ -
1133	T626000808	368.0	$ -	$ -	$ -	$ -	$ -	$ -	$ -	$ -	$ -	$ -	$ -	$ -	$ -	$ -	$ -	$ -
1134	T626000808	369.0	$ -	$ -	$ -	$ -	$ -	$ -	$ -	$ -	$ -	$ -	$ -	$ -	$ -	$ -	$ -	$ -
1135	601000809	376.1	$ -	$ -	$ -	$ -	$ -	$ -	$ -	$ -	$ -	$ -	$ -	$ -	$ -	$ -	$ -	$ -
1136	601000809	376.2	$ -	$ -	$ -	$ -	$ -	$ -	$ -	$ -	$ -	$ -	$ -	$ -	$ -	$ -	$ -	$ -
1137	601000809	376.4	$ -	$ -	$ -	$ -	$ -	$ -	$ -	$ -	$ -	$ -	$ -	$ -	$ -	$ -	$ -	$ -
1138	601000809	380.0	$ -	$ -	$ -	$ -	$ -	$ -	$ -	$ -	$ -	$ -	$ -	$ -	$ -	$ -	$ -	$ -
1139	601000810		$ -	$ -	$ -	$ -	$ -	$ -	$ -	$ -	$ -	$ -	$ -	$ -	$ -	$ -	$ -	$ -
1140	601000811		$ -	$ -	$ -	$ -	$ -	$ -	$ -	$ -	$ -	$ -	$ -	$ -	$ -	$ -	$ -	$ -
1141	601000812		$ -	$ -	$ -	$ -	$ -	$ -	$ -	$ -	$ -	$ -	$ -	$ -	$ -	$ -	$ -	$ -
1142	601000813	303.3	$ -	$ -	$ -	$ -	$ -	$ -	$ -	$ -	$ -	$ -	$ -	$ -	$ -	$ -	$ -	$ -
1143	610000817	376.1	$ -	$ -	$ -	$ 334	$ 334	$ 315	$ 497	$ 497	$ 497	$ 704	$ 704	$ 704	$ 824	$ 824	$ 824	$ 1,005
1144	610000817	376.2	$ -	$ -	$ -	$ 2,043	$ 2,043	$ 2,121	$ 3,345	$ 3,345	$ 3,345	$ 4,739	$ 4,739	$ 4,739	$ 5,548	$ 5,548	$ 5,548	$ 6,769
1145	610000817	376.4	$ -	$ -	$ -	$ 273	$ 273	$ 269	$ 424	$ 424	$ 424	$ 601	$ 601	$ 601	$ 704	$ 704	$ 704	$ 859
1146	610000817	380.0	$ -	$ -	$ -	$ 985	$ 985	$ 433	$ 682	$ 682	$ 682	$ 967	$ 967	$ 967	$ 1,132	$ 1,132	$ 1,132	$ 1,381
1147	T660000818	368.0	$ -	$ -	$ -	$ -	$ -	$ -	$ -	$ -	$ -	$ -	$ -	$ -	$ -	$ -	$ -	$ -

Sponsored by NMGC Witness Erik C. Buchanan

NEW MEXICO GAS COMPANY, INC.

Depreciation Activity
Base Period - 12 Months Ending March 31, 2023
Future Test Year - 12 Months Ending September 30, 2025

	A	B	S	T	U	V	W	X	Y	Z	AA	AB	AC	AD	AE	AF
1																
2			Activity	Activity	Activity	Activity	Activity	Activity	Activity	Activity	Activity	Activity	Activity	Activity	Activity	Activity
3	Investment Number / Beginning Balance	FERC Account	8/31/2024	9/30/2024	10/31/2024	11/30/2024	12/31/2024	1/31/2025	2/28/2025	3/31/2025	4/30/2025	5/31/2025	6/30/2025	7/31/2025	8/31/2025	9/30/2025
1096	T610000795	367.1	$ -	$ -	$ -	$ -	$ -	$ -	$ -	$ -	$ -	$ -	$ -	$ -	$ -	$ -
1097	T610000795	368.0	$ -	$ -	$ -	$ -	$ -	$ -	$ -	$ -	$ -	$ -	$ -	$ -	$ -	$ -
1098	T610000795	369.0	$ -	$ -	$ -	$ -	$ -	$ -	$ -	$ -	$ -	$ -	$ -	$ -	$ -	$ -
1099	T660000796	367.1	$ -	$ -	$ -	$ -	$ -	$ -	$ -	$ -	$ -	$ -	$ -	$ -	$ -	$ -
1100	T660000796	368.0	$ -	$ -	$ -	$ -	$ -	$ -	$ -	$ -	$ -	$ -	$ -	$ -	$ -	$ -
1101	T660000796	369.0	$ -	$ -	$ -	$ -	$ -	$ -	$ -	$ -	$ -	$ -	$ -	$ -	$ -	$ -
1102	T680000797	367.1	$ -	$ -	$ -	$ -	$ -	$ -	$ -	$ -	$ -	$ -	$ -	$ -	$ -	$ -
1103	T680000797	368.0	$ -	$ -	$ -	$ -	$ -	$ -	$ -	$ -	$ -	$ -	$ -	$ -	$ -	$ -
1104	T680000797	369.0	$ -	$ -	$ -	$ -	$ -	$ -	$ -	$ -	$ -	$ -	$ -	$ -	$ -	$ -
1105	T680000798	367.1	$ -	$ -	$ -	$ -	$ -	$ -	$ -	$ -	$ -	$ -	$ -	$ -	$ -	$ -
1106	T680000798	368.0	$ -	$ -	$ -	$ -	$ -	$ -	$ -	$ -	$ -	$ -	$ -	$ -	$ -	$ -
1107	T680000798	369.0	$ -	$ -	$ -	$ -	$ -	$ -	$ -	$ -	$ -	$ -	$ -	$ -	$ -	$ -
1108	T680000799		$ -	$ -	$ -	$ -	$ -	$ -	$ -	$ -	$ -	$ -	$ -	$ -	$ -	$ -
1109	T680000800	367.1	$ -	$ -	$ -	$ -	$ -	$ -	$ -	$ -	$ -	$ -	$ -	$ -	$ -	$ -
1110	T680000800	368.0	$ -	$ -	$ -	$ -	$ -	$ -	$ -	$ -	$ -	$ -	$ -	$ -	$ -	$ -
1111	T680000800	369.0	$ -	$ -	$ -	$ -	$ -	$ -	$ -	$ -	$ -	$ -	$ -	$ -	$ -	$ -
1112	T621000801	367.1	$ -	$ -	$ -	$ -	$ -	$ -	$ -	$ -	$ -	$ -	$ -	$ -	$ -	$ -
1113	T621000801	368.0	$ -	$ -	$ -	$ -	$ -	$ -	$ -	$ -	$ -	$ -	$ -	$ -	$ -	$ -
1114	T621000801	369.0	$ -	$ -	$ -	$ -	$ -	$ -	$ -	$ -	$ -	$ -	$ -	$ -	$ -	$ -
1115	T621000802	367.1	$ -	$ -	$ -	$ -	$ -	$ -	$ -	$ -	$ -	$ -	$ -	$ -	$ -	$ -
1116	T621000802	368.0	$ -	$ -	$ -	$ -	$ -	$ -	$ -	$ -	$ -	$ -	$ -	$ -	$ -	$ -
1117	T621000802	369.0	$ -	$ -	$ -	$ -	$ -	$ -	$ -	$ -	$ -	$ -	$ -	$ -	$ -	$ -
1118	T621000803	367.1	$ -	$ -	$ -	$ -	$ -	$ -	$ -	$ -	$ -	$ -	$ -	$ -	$ -	$ -
1119	T621000803	368.0	$ -	$ -	$ -	$ -	$ -	$ -	$ -	$ -	$ -	$ -	$ -	$ -	$ -	$ -
1120	T621000803	369.0	$ -	$ -	$ -	$ -	$ -	$ -	$ -	$ -	$ -	$ -	$ -	$ -	$ -	$ -
1121	T621000804	367.1	$ -	$ -	$ -	$ -	$ -	$ -	$ -	$ -	$ -	$ -	$ -	$ -	$ -	$ -
1122	T621000804	368.0	$ -	$ -	$ -	$ -	$ -	$ -	$ -	$ -	$ -	$ -	$ -	$ -	$ -	$ -
1123	T621000804	369.0	$ -	$ -	$ -	$ -	$ -	$ -	$ -	$ -	$ -	$ -	$ -	$ -	$ -	$ -
1124	610000805	380.0	$ -	$ -	$ -	$ -	$ -	$ -	$ -	$ -	$ -	$ -	$ -	$ -	$ -	$ -
1125	610000805	380.1	$ -	$ -	$ -	$ -	$ -	$ -	$ -	$ -	$ -	$ -	$ -	$ -	$ -	$ -
1126	T626000806	367.1	$ -	$ -	$ -	$ -	$ -	$ -	$ -	$ -	$ -	$ -	$ -	$ -	$ -	$ -
1127	T626000806	368.0	$ -	$ -	$ -	$ -	$ -	$ -	$ -	$ -	$ -	$ -	$ -	$ -	$ -	$ -
1128	T626000806	369.0	$ -	$ -	$ -	$ -	$ -	$ -	$ -	$ -	$ -	$ -	$ -	$ -	$ -	$ -
1129	T626000807	367.1	$ -	$ -	$ -	$ -	$ -	$ -	$ -	$ -	$ -	$ -	$ -	$ -	$ -	$ -
1130	T626000807	368.0	$ -	$ -	$ -	$ -	$ -	$ -	$ -	$ -	$ -	$ -	$ -	$ -	$ -	$ -
1131	T626000807	369.0	$ -	$ -	$ -	$ -	$ -	$ -	$ -	$ -	$ -	$ -	$ -	$ -	$ -	$ -
1132	T626000808	367.1	$ -	$ -	$ -	$ -	$ -	$ -	$ -	$ -	$ -	$ -	$ -	$ -	$ -	$ -
1133	T626000808	368.0	$ -	$ -	$ -	$ -	$ -	$ -	$ -	$ -	$ -	$ -	$ -	$ -	$ -	$ -
1134	T626000808	369.0	$ -	$ -	$ -	$ -	$ -	$ -	$ -	$ -	$ -	$ -	$ -	$ -	$ -	$ -
1135	601000809	376.1	$ -	$ -	$ -	$ -	$ -	$ -	$ -	$ -	$ -	$ -	$ -	$ -	$ -	$ -
1136	601000809	376.2	$ -	$ -	$ -	$ -	$ -	$ -	$ -	$ -	$ -	$ -	$ -	$ -	$ -	$ -
1137	601000809	376.4	$ -	$ -	$ -	$ -	$ -	$ -	$ -	$ -	$ -	$ -	$ -	$ -	$ -	$ -
1138	601000809	380.0	$ -	$ -	$ -	$ -	$ -	$ -	$ -	$ -	$ -	$ -	$ -	$ -	$ -	$ -
1139	601000810		$ -	$ -	$ -	$ -	$ -	$ -	$ -	$ -	$ -	$ -	$ -	$ -	$ -	$ -
1140	601000811		$ -	$ -	$ -	$ -	$ -	$ -	$ -	$ -	$ -	$ -	$ -	$ -	$ -	$ -
1141	601000812		$ -	$ -	$ -	$ -	$ -	$ -	$ -	$ -	$ -	$ -	$ -	$ -	$ -	$ -
1142	601000813	303.3	$ -	$ -	$ -	$ -	$ -	$ -	$ -	$ -	$ -	$ -	$ -	$ -	$ -	$ -
1143	610000817	376.1	$ 1,005	$ 1,005	$ 1,220	$ 1,220	$ 1,220	$ 1,466	$ 1,466	$ 1,466	$ 1,587	$ 1,587	$ 1,587	$ 1,769	$ 1,769	$ 1,769
1144	610000817	376.2	$ 6,769	$ 6,769	$ 8,214	$ 8,214	$ 8,214	$ 9,866	$ 9,866	$ 9,866	$ 10,681	$ 10,681	$ 10,681	$ 11,912	$ 11,912	$ 11,912
1145	610000817	376.4	$ 859	$ 859	$ 1,042	$ 1,042	$ 1,042	$ 1,251	$ 1,251	$ 1,251	$ 1,355	$ 1,355	$ 1,355	$ 1,511	$ 1,511	$ 1,511
1146	610000817	380.0	$ 1,381	$ 1,381	$ 1,675	$ 1,675	$ 1,675	$ 2,012	$ 2,012	$ 2,012	$ 2,179	$ 2,179	$ 2,179	$ 2,430	$ 2,430	$ 2,430
1147	T660000818	368.0	$ -	$ -	$ -	$ -	$ -	$ -	$ -	$ -	$ -	$ -	$ -	$ -	$ -	$ -

Sponsored by NMGC Witness Erik C. Buchanan

NEW MEXICO GAS COMPANY, INC.

Depreciation Activity
Base Period - 12 Months Ending March 31, 2023
Future Test Year - 12 Months Ending September 30, 2025

	A	B	C	D	E	F	G	H	I	J	K	L	M	N	O	P	Q	R
1																		
2			Activity	Activity	Activity	Activity	Activity	Activity	Activity	Activity	Activity	Activity	Activity	Activity	Activity	Activity	Activity	Activity
3	Investment Number / Beginning Balance	FERC Account	4/30/2023	5/31/2023	6/30/2023	7/31/2023	8/31/2023	9/30/2023	10/31/2023	11/30/2023	12/31/2023	1/31/2024	2/29/2024	3/31/2024	4/30/2024	5/31/2024	6/30/2024	7/31/2024
1148	T660000818	369.0	$ -	$ -	$ -	$ -	$ -	$ -	$ -	$ -	$ -	$ -	$ -	$ -	$ -	$ -	$ -	$ -
1149	T660000819	368.0	$ -	$ -	$ -	$ -	$ -	$ -	$ -	$ -	$ -	$ -	$ -	$ -	$ -	$ -	$ -	$ -
1150	T660000819	369.0	$ -	$ -	$ -	$ -	$ -	$ -	$ -	$ -	$ -	$ -	$ -	$ -	$ -	$ -	$ -	$ -
1151	T680000820	368.0	$ -	$ -	$ -	$ -	$ -	$ -	$ -	$ -	$ -	$ -	$ -	$ -	$ -	$ -	$ -	$ -
1152	T680000820	369.0	$ -	$ -	$ -	$ -	$ -	$ -	$ -	$ -	$ -	$ -	$ -	$ -	$ -	$ -	$ -	$ -
1153	T680000821	368.0	$ -	$ -	$ -	$ -	$ -	$ -	$ -	$ -	$ -	$ -	$ -	$ -	$ -	$ -	$ -	$ -
1154	T680000821	369.0	$ -	$ -	$ -	$ -	$ -	$ -	$ -	$ -	$ -	$ -	$ -	$ -	$ -	$ -	$ -	$ -
1155	T680000822	368.0	$ -	$ -	$ -	$ -	$ -	$ -	$ -	$ -	$ -	$ -	$ -	$ -	$ -	$ -	$ -	$ -
1156	T680000822	369.0	$ -	$ -	$ -	$ -	$ -	$ -	$ -	$ -	$ -	$ -	$ -	$ -	$ -	$ -	$ -	$ -
1157	T660000823	368.0	$ -	$ -	$ -	$ -	$ -	$ -	$ -	$ -	$ -	$ -	$ -	$ -	$ -	$ -	$ -	$ -
1158	T660000823	369.0	$ -	$ -	$ -	$ -	$ -	$ -	$ -	$ -	$ -	$ -	$ -	$ -	$ -	$ -	$ -	$ -
1159	T621000825	378.0	$ -	$ -	$ -	$ -	$ -	$ -	$ -	$ -	$ -	$ -	$ -	$ -	$ -	$ -	$ -	$ -
1160	T621000825	385.0	$ -	$ -	$ -	$ -	$ -	$ -	$ -	$ -	$ -	$ -	$ -	$ -	$ -	$ -	$ -	$ -
1161	T610000826	367.1	$ -	$ -	$ -	$ -	$ -	$ -	$ -	$ -	$ -	$ -	$ -	$ -	$ -	$ -	$ -	$ -
1162	T610000826	368.0	$ -	$ -	$ -	$ -	$ -	$ -	$ -	$ -	$ -	$ -	$ -	$ -	$ -	$ -	$ -	$ -
1163	T610000826	369.0	$ -	$ -	$ -	$ -	$ -	$ -	$ -	$ -	$ -	$ -	$ -	$ -	$ -	$ -	$ -	$ -
1164	T610000827	368.0	$ -	$ -	$ -	$ -	$ -	$ -	$ -	$ -	$ -	$ -	$ -	$ -	$ -	$ -	$ -	$ -
1165	T610000827	369.0	$ -	$ -	$ -	$ -	$ -	$ -	$ -	$ -	$ -	$ -	$ -	$ -	$ -	$ -	$ -	$ -
1166	T610000828	368.0	$ -	$ -	$ -	$ -	$ -	$ -	$ -	$ -	$ -	$ -	$ -	$ -	$ -	$ -	$ -	$ -
1167	T610000828	369.0	$ -	$ -	$ -	$ -	$ -	$ -	$ -	$ -	$ -	$ -	$ -	$ -	$ -	$ -	$ -	$ -
1168	T610000830	368.0	$ -	$ -	$ -	$ -	$ -	$ -	$ -	$ -	$ -	$ -	$ -	$ -	$ -	$ -	$ -	$ -
1169	T610000830	369.0	$ -	$ -	$ -	$ -	$ -	$ -	$ -	$ -	$ -	$ -	$ -	$ -	$ -	$ -	$ -	$ -
1170	T610000831	368.0	$ -	$ -	$ -	$ -	$ -	$ -	$ -	$ -	$ -	$ -	$ -	$ -	$ -	$ -	$ -	$ -
1171	T610000831	369.0	$ -	$ -	$ -	$ -	$ -	$ -	$ -	$ -	$ -	$ -	$ -	$ -	$ -	$ -	$ -	$ -
1172	T624000832	367.1	$ -	$ -	$ -	$ -	$ -	$ -	$ -	$ -	$ -	$ -	$ -	$ -	$ -	$ -	$ -	$ -
1173	T624000833	368.0	$ -	$ -	$ -	$ -	$ -	$ -	$ -	$ -	$ -	$ -	$ -	$ -	$ -	$ -	$ -	$ -
1174	T624000833	369.0	$ -	$ -	$ -	$ -	$ -	$ -	$ -	$ -	$ -	$ -	$ -	$ -	$ -	$ -	$ -	$ -
1175	T624000834	368.0	$ -	$ -	$ -	$ -	$ -	$ -	$ -	$ -	$ -	$ -	$ -	$ -	$ -	$ -	$ -	$ -
1176	T624000834	369.0	$ -	$ -	$ -	$ -	$ -	$ -	$ -	$ -	$ -	$ -	$ -	$ -	$ -	$ -	$ -	$ -
1177	T626000835	367.1	$ -	$ -	$ -	$ -	$ -	$ -	$ -	$ -	$ -	$ -	$ -	$ -	$ -	$ -	$ -	$ -
1178	T626000835	368.0	$ -	$ -	$ -	$ -	$ -	$ -	$ -	$ -	$ -	$ -	$ -	$ -	$ -	$ -	$ -	$ -
1179	T626000835	369.0	$ -	$ -	$ -	$ -	$ -	$ -	$ -	$ -	$ -	$ -	$ -	$ -	$ -	$ -	$ -	$ -
1180	T626000836	367.1	$ -	$ -	$ -	$ -	$ -	$ -	$ -	$ -	$ -	$ -	$ -	$ -	$ -	$ -	$ -	$ -
1181	T621000840	367.1	$ -	$ -	$ -	$ -	$ -	$ -	$ -	$ -	$ -	$ -	$ -	$ -	$ -	$ -	$ -	$ -
1182	T621000840	368.0	$ -	$ -	$ -	$ -	$ -	$ -	$ -	$ -	$ -	$ -	$ -	$ -	$ -	$ -	$ -	$ -
1183	T621000840	369.0	$ -	$ -	$ -	$ -	$ -	$ -	$ -	$ -	$ -	$ -	$ -	$ -	$ -	$ -	$ -	$ -
1184	T624000841	367.1	$ -	$ -	$ -	$ -	$ -	$ -	$ -	$ 1,682	$ 1,682	$ 1,682	$ 1,682	$ 1,682	$ 1,682	$ 1,682	$ 1,682	$ 1,682
1185	T624000841	368.0	$ -	$ -	$ -	$ -	$ -	$ -	$ -	$ 323	$ 323	$ 323	$ 323	$ 323	$ 323	$ 323	$ 323	$ 323
1186	T624000841	369.0	$ -	$ -	$ -	$ -	$ -	$ -	$ -	$ 667	$ 667	$ 667	$ 667	$ 667	$ 667	$ 667	$ 667	$ 667
1187	T610000842	367.1	$ -	$ -	$ -	$ -	$ -	$ -	$ -	$ -	$ -	$ -	$ -	$ -	$ -	$ -	$ -	$ -
1188	T610000842	368.0	$ -	$ -	$ -	$ -	$ -	$ -	$ -	$ -	$ -	$ -	$ -	$ -	$ -	$ -	$ -	$ -
1189	T610000842	369.0	$ -	$ -	$ -	$ -	$ -	$ -	$ -	$ -	$ -	$ -	$ -	$ -	$ -	$ -	$ -	$ -
1190	601000844	303.3	$ -	$ -	$ -	$ -	$ -	$ -	$ -	$ -	$ -	$ -	$ -	$ -	$ -	$ -	$ -	$ -
1191	610000845	303.3	$ -	$ -	$ -	$ -	$ -	$ -	$ -	$ -	$ -	$ -	$ -	$ -	$ -	$ -	$ -	$ -
1192	601000846	303.3	$ -	$ -	$ -	$ -	$ -	$ -	$ -	$ -	$ -	$ -	$ -	$ -	$ -	$ -	$ -	$ -
1193	601000847	303.3	$ -	$ -	$ -	$ -	$ -	$ -	$ -	$ -	$ -	$ -	$ -	$ -	$ -	$ -	$ -	$ -
1194	601000848	303.3	$ -	$ -	$ -	$ -	$ -	$ -	$ -	$ -	$ -	$ -	$ -	$ -	$ -	$ -	$ -	$ -
1195	685000849	376.1	$ -	$ -	$ -	$ -	$ -	$ -	$ -	$ -	$ -	$ -	$ -	$ -	$ -	$ -	$ -	$ -
1196	685000849	376.2	$ -	$ -	$ -	$ -	$ -	$ -	$ -	$ -	$ -	$ -	$ -	$ -	$ -	$ -	$ -	$ -
1197	685000849	376.4	$ -	$ -	$ -	$ -	$ -	$ -	$ -	$ -	$ -	$ -	$ -	$ -	$ -	$ -	$ -	$ -
1198	601000850	369.0	$ -	$ -	$ -	$ -	$ -	$ -	$ -	$ -	$ -	$ -	$ -	$ -	$ -	$ -	$ -	$ -
1199	610000851	376.1	$ -	$ -	$ -	$ -	$ -	$ -	$ -	$ -	$ -	$ -	$ -	$ -	$ -	$ -	$ -	$ -

NEW MEXICO GAS COMPANY, INC.

Depreciation Activity
Base Period - 12 Months Ending March 31, 2023
Future Test Year - 12 Months Ending September 30, 2025

	A	B	S	T	U	V	W	X	Y	Z	AA	AB	AC	AD	AE	AF
1																
2			Activity	Activity	Activity	Activity	Activity	Activity	Activity	Activity	Activity	Activity	Activity	Activity	Activity	Activity
3	Investment Number / Beginning Balance	FERC Account	8/31/2024	9/30/2024	10/31/2024	11/30/2024	12/31/2024	1/31/2025	2/28/2025	3/31/2025	4/30/2025	5/31/2025	6/30/2025	7/31/2025	8/31/2025	9/30/2025
1148	T660000818	369.0	$ -	$ -	$ -	$ -	$ -	$ -	$ -	$ -	$ -	$ -	$ -	$ -	$ -	$ -
1149	T660000819	368.0	$ -	$ -	$ -	$ -	$ -	$ -	$ -	$ -	$ -	$ -	$ -	$ -	$ -	$ -
1150	T660000819	369.0	$ -	$ -	$ -	$ -	$ -	$ -	$ -	$ -	$ -	$ -	$ -	$ -	$ -	$ -
1151	T680000820	368.0	$ -	$ -	$ -	$ -	$ -	$ -	$ -	$ -	$ -	$ -	$ -	$ -	$ -	$ -
1152	T680000820	369.0	$ -	$ -	$ -	$ -	$ -	$ -	$ -	$ -	$ -	$ -	$ -	$ -	$ -	$ -
1153	T680000821	368.0	$ -	$ -	$ -	$ -	$ -	$ -	$ -	$ -	$ -	$ -	$ -	$ -	$ -	$ -
1154	T680000821	369.0	$ -	$ -	$ -	$ -	$ -	$ -	$ -	$ -	$ -	$ -	$ -	$ -	$ -	$ -
1155	T680000822	368.0	$ -	$ -	$ -	$ -	$ -	$ -	$ -	$ -	$ -	$ -	$ -	$ -	$ -	$ -
1156	T680000822	369.0	$ -	$ -	$ -	$ -	$ -	$ -	$ -	$ -	$ -	$ -	$ -	$ -	$ -	$ -
1157	T660000823	368.0	$ -	$ -	$ -	$ -	$ -	$ -	$ -	$ -	$ -	$ -	$ -	$ -	$ -	$ -
1158	T660000823	369.0	$ -	$ -	$ -	$ -	$ -	$ -	$ -	$ -	$ -	$ -	$ -	$ -	$ -	$ -
1159	T621000825	378.0	$ -	$ -	$ -	$ -	$ -	$ -	$ -	$ -	$ -	$ -	$ -	$ -	$ -	$ -
1160	T621000825	385.0	$ -	$ -	$ -	$ -	$ -	$ -	$ -	$ -	$ -	$ -	$ -	$ -	$ -	$ -
1161	T610000826	367.1	$ -	$ -	$ -	$ -	$ -	$ -	$ -	$ -	$ -	$ -	$ -	$ -	$ -	$ -
1162	T610000826	368.0	$ -	$ -	$ -	$ -	$ -	$ -	$ -	$ -	$ -	$ -	$ -	$ -	$ -	$ -
1163	T610000826	369.0	$ -	$ -	$ -	$ -	$ -	$ -	$ -	$ -	$ -	$ -	$ -	$ -	$ -	$ -
1164	T610000827	368.0	$ -	$ -	$ -	$ -	$ -	$ -	$ -	$ -	$ -	$ -	$ -	$ -	$ -	$ -
1165	T610000827	369.0	$ -	$ -	$ -	$ -	$ -	$ -	$ -	$ -	$ -	$ -	$ -	$ -	$ -	$ -
1166	T610000828	368.0	$ -	$ -	$ -	$ -	$ -	$ -	$ -	$ -	$ -	$ -	$ -	$ -	$ -	$ -
1167	T610000828	369.0	$ -	$ -	$ -	$ -	$ -	$ -	$ -	$ -	$ -	$ -	$ -	$ -	$ -	$ -
1168	T610000830	368.0	$ -	$ -	$ -	$ -	$ -	$ -	$ -	$ -	$ -	$ -	$ -	$ -	$ -	$ -
1169	T610000830	369.0	$ -	$ -	$ -	$ -	$ -	$ -	$ -	$ -	$ -	$ -	$ -	$ -	$ -	$ -
1170	T610000831	368.0	$ -	$ -	$ -	$ -	$ -	$ -	$ -	$ -	$ -	$ -	$ -	$ -	$ -	$ -
1171	T610000831	369.0	$ -	$ -	$ -	$ -	$ -	$ -	$ -	$ -	$ -	$ -	$ -	$ -	$ -	$ -
1172	T624000832	367.1	$ -	$ -	$ -	$ -	$ -	$ -	$ -	$ -	$ -	$ -	$ -	$ -	$ -	$ -
1173	T624000833	368.0	$ -	$ -	$ -	$ -	$ -	$ -	$ -	$ -	$ -	$ -	$ -	$ -	$ -	$ -
1174	T624000833	369.0	$ -	$ -	$ -	$ -	$ -	$ -	$ -	$ -	$ -	$ -	$ -	$ -	$ -	$ -
1175	T624000834	368.0	$ -	$ -	$ -	$ -	$ -	$ -	$ -	$ -	$ -	$ -	$ -	$ -	$ -	$ -
1176	T624000834	369.0	$ -	$ -	$ -	$ -	$ -	$ -	$ -	$ -	$ -	$ -	$ -	$ -	$ -	$ -
1177	T626000835	367.1	$ -	$ -	$ -	$ -	$ -	$ -	$ -	$ -	$ -	$ -	$ -	$ -	$ -	$ -
1178	T626000835	368.0	$ -	$ -	$ -	$ -	$ -	$ -	$ -	$ -	$ -	$ -	$ -	$ -	$ -	$ -
1179	T626000835	369.0	$ -	$ -	$ -	$ -	$ -	$ -	$ -	$ -	$ -	$ -	$ -	$ -	$ -	$ -
1180	T626000836	367.1	$ -	$ -	$ -	$ -	$ -	$ -	$ -	$ -	$ -	$ -	$ -	$ -	$ -	$ -
1181	T621000840	367.1	$ -	$ -	$ -	$ -	$ -	$ -	$ -	$ -	$ -	$ -	$ -	$ -	$ -	$ -
1182	T621000840	368.0	$ -	$ -	$ -	$ -	$ -	$ -	$ -	$ -	$ -	$ -	$ -	$ -	$ -	$ -
1183	T621000840	369.0	$ -	$ -	$ -	$ -	$ -	$ -	$ -	$ -	$ -	$ -	$ -	$ -	$ -	$ -
1184	T624000841	367.1	$ 1,682	$ 1,682	$ 1,682	$ 1,682	$ 1,682	$ 1,682	$ 1,682	$ 1,682	$ 1,682	$ 1,682	$ 1,682	$ 1,682	$ 1,682	$ 1,682
1185	T624000841	368.0	$ 323	$ 323	$ 323	$ 323	$ 323	$ 323	$ 323	$ 323	$ 323	$ 323	$ 323	$ 323	$ 323	$ 323
1186	T624000841	369.0	$ 667	$ 667	$ 667	$ 667	$ 667	$ 667	$ 667	$ 667	$ 667	$ 667	$ 667	$ 667	$ 667	$ 667
1187	T610000842	367.1	$ -	$ -	$ -	$ -	$ -	$ -	$ -	$ -	$ -	$ -	$ -	$ -	$ -	$ -
1188	T610000842	368.0	$ -	$ -	$ -	$ -	$ -	$ -	$ -	$ -	$ -	$ -	$ -	$ -	$ -	$ -
1189	T610000842	369.0	$ -	$ -	$ -	$ -	$ -	$ -	$ -	$ -	$ -	$ -	$ -	$ -	$ -	$ -
1190	601000844	303.3	$ -	$ -	$ -	$ -	$ -	$ -	$ -	$ -	$ -	$ -	$ -	$ -	$ -	$ -
1191	610000845	303.3	$ -	$ -	$ -	$ -	$ -	$ -	$ -	$ -	$ -	$ -	$ -	$ -	$ -	$ -
1192	601000846	303.3	$ -	$ -	$ -	$ -	$ -	$ -	$ -	$ -	$ -	$ -	$ -	$ -	$ -	$ -
1193	601000847	303.3	$ -	$ -	$ -	$ -	$ -	$ -	$ -	$ -	$ -	$ -	$ -	$ -	$ -	$ -
1194	601000848	303.3	$ -	$ -	$ -	$ -	$ -	$ -	$ -	$ -	$ -	$ -	$ -	$ -	$ -	$ -
1195	685000849	376.1	$ -	$ -	$ -	$ -	$ -	$ -	$ -	$ -	$ -	$ -	$ -	$ -	$ -	$ -
1196	685000849	376.2	$ -	$ -	$ -	$ -	$ -	$ -	$ -	$ -	$ -	$ -	$ -	$ -	$ -	$ -
1197	685000849	376.4	$ -	$ -	$ -	$ -	$ -	$ -	$ -	$ -	$ -	$ -	$ -	$ -	$ -	$ -
1198	601000850	369.0	$ -	$ -	$ -	$ -	$ -	$ -	$ -	$ -	$ -	$ -	$ -	$ -	$ -	$ -
1199	610000851	376.1	$ -	$ -	$ -	$ -	$ -	$ -	$ -	$ -	$ -	$ -	$ -	$ -	$ -	$ -

Sponsored by NMGC Witness Erik C. Buchanan

NEW MEXICO GAS COMPANY, INC.

Depreciation Activity
Base Period - 12 Months Ending March 31, 2023
Future Test Year - 12 Months Ending September 30, 2025

	A	B	C	D	E	F	G	H	I	J	K	L	M	N	O	P	Q	R
1																		
2			Activity	Activity	Activity	Activity	Activity	Activity	Activity	Activity	Activity	Activity	Activity	Activity	Activity	Activity	Activity	Activity
3	Investment Number / Beginning Balance	FERC Account	4/30/2023	5/31/2023	6/30/2023	7/31/2023	8/31/2023	9/30/2023	10/31/2023	11/30/2023	12/31/2023	1/31/2024	2/29/2024	3/31/2024	4/30/2024	5/31/2024	6/30/2024	7/31/2024
1200	610000851	376.2	$ -	$ -	$ -	$ -	$ -	$ -	$ -	$ -	$ -	$ -	$ -	$ -	$ -	$ -	$ -	$ -
1201	610000851	376.4	$ -	$ -	$ -	$ -	$ -	$ -	$ -	$ -	$ -	$ -	$ -	$ -	$ -	$ -	$ -	$ -
1202	685000852	376.1	$ -	$ -	$ -	$ -	$ -	$ -	$ -	$ -	$ -	$ -	$ -	$ -	$ -	$ -	$ -	$ -
1203	685000852	376.2	$ -	$ -	$ -	$ -	$ -	$ -	$ -	$ -	$ -	$ -	$ -	$ -	$ -	$ -	$ -	$ -
1204	685000852	376.4	$ -	$ -	$ -	$ -	$ -	$ -	$ -	$ -	$ -	$ -	$ -	$ -	$ -	$ -	$ -	$ -
1205	T660000854	367.1	$ -	$ -	$ -	$ -	$ -	$ -	$ -	$ -	$ -	$ -	$ -	$ -	$ -	$ -	$ -	$ -
1206	T660000854	368.0	$ -	$ -	$ -	$ -	$ -	$ -	$ -	$ -	$ -	$ -	$ -	$ -	$ -	$ -	$ -	$ -
1207	T660000854	369.0	$ -	$ -	$ -	$ -	$ -	$ -	$ -	$ -	$ -	$ -	$ -	$ -	$ -	$ -	$ -	$ -
1208	601000855	367.3	$ -	$ -	$ -	$ -	$ -	$ -	$ -	$ -	$ -	$ -	$ -	$ -	$ -	$ -	$ -	$ -
1209	601000856	367.1	$ -	$ -	$ -	$ -	$ -	$ -	$ -	$ -	$ -	$ -	$ -	$ -	$ -	$ -	$ -	$ -
1210	601000857	368.0	$ -	$ -	$ -	$ -	$ -	$ -	$ -	$ -	$ -	$ -	$ -	$ -	$ -	$ -	$ -	$ -
1211	601000857	369.0	$ -	$ -	$ -	$ -	$ -	$ -	$ -	$ -	$ -	$ -	$ -	$ -	$ -	$ -	$ -	$ -
1212	627000858	376.1	$ -	$ -	$ -	$ -	$ -	$ -	$ -	$ -	$ -	$ -	$ -	$ -	$ -	$ -	$ -	$ -
1213	627000858	376.2	$ -	$ -	$ -	$ -	$ -	$ -	$ -	$ -	$ -	$ -	$ -	$ -	$ -	$ -	$ -	$ -
1214	627000858	376.4	$ -	$ -	$ -	$ -	$ -	$ -	$ -	$ -	$ -	$ -	$ -	$ -	$ -	$ -	$ -	$ -
1215	627000858	380.0	$ -	$ -	$ -	$ -	$ -	$ -	$ -	$ -	$ -	$ -	$ -	$ -	$ -	$ -	$ -	$ -
1216	624000859	376.1	$ -	$ -	$ -	$ -	$ -	$ -	$ -	$ -	$ -	$ -	$ -	$ -	$ -	$ -	$ -	$ -
1217	624000859	376.2	$ -	$ -	$ -	$ -	$ -	$ -	$ -	$ -	$ -	$ -	$ -	$ -	$ -	$ -	$ -	$ -
1218	624000859	376.4	$ -	$ -	$ -	$ -	$ -	$ -	$ -	$ -	$ -	$ -	$ -	$ -	$ -	$ -	$ -	$ -
1219	624000859	380.0	$ -	$ -	$ -	$ -	$ -	$ -	$ -	$ -	$ -	$ -	$ -	$ -	$ -	$ -	$ -	$ -
1220	624000860	376.1	$ -	$ -	$ -	$ -	$ -	$ -	$ -	$ -	$ -	$ -	$ -	$ -	$ -	$ -	$ -	$ -
1221	624000860	376.2	$ -	$ -	$ -	$ -	$ -	$ -	$ -	$ -	$ -	$ -	$ -	$ -	$ -	$ -	$ -	$ -
1222	624000860	376.4	$ -	$ -	$ -	$ -	$ -	$ -	$ -	$ -	$ -	$ -	$ -	$ -	$ -	$ -	$ -	$ -
1223	624000860	380.0	$ -	$ -	$ -	$ -	$ -	$ -	$ -	$ -	$ -	$ -	$ -	$ -	$ -	$ -	$ -	$ -
1224	T660000861	367.1	$ -	$ -	$ -	$ -	$ -	$ -	$ -	$ -	$ -	$ -	$ -	$ -	$ -	$ -	$ -	$ -
1225	T660000861	368.0	$ -	$ -	$ -	$ -	$ -	$ -	$ -	$ -	$ -	$ -	$ -	$ -	$ -	$ -	$ -	$ -
1226	T660000861	369.0	$ -	$ -	$ -	$ -	$ -	$ -	$ -	$ -	$ -	$ -	$ -	$ -	$ -	$ -	$ -	$ -
1227	T624000862	367.1	$ -	$ -	$ -	$ -	$ -	$ -	$ -	$ -	$ -	$ -	$ -	$ -	$ -	$ -	$ -	$ -
1228	T624000862	368.0	$ -	$ -	$ -	$ -	$ -	$ -	$ -	$ -	$ -	$ -	$ -	$ -	$ -	$ -	$ -	$ -
1229	T624000862	369.0	$ -	$ -	$ -	$ -	$ -	$ -	$ -	$ -	$ -	$ -	$ -	$ -	$ -	$ -	$ -	$ -
1230	T621000866	367.1	$ -	$ -	$ -	$ -	$ -	$ -	$ -	$ -	$ -	$ -	$ -	$ -	$ -	$ -	$ -	$ -
1231	T621000866	368.0	$ -	$ -	$ -	$ -	$ -	$ -	$ -	$ -	$ -	$ -	$ -	$ -	$ -	$ -	$ -	$ -
1232	T621000866	369.0	$ -	$ -	$ -	$ -	$ -	$ -	$ -	$ -	$ -	$ -	$ -	$ -	$ -	$ -	$ -	$ -
1233	T621000867	367.1	$ -	$ -	$ -	$ -	$ -	$ -	$ -	$ -	$ -	$ -	$ -	$ -	$ -	$ -	$ -	$ -
1234	T621000867	368.0	$ -	$ -	$ -	$ -	$ -	$ -	$ -	$ -	$ -	$ -	$ -	$ -	$ -	$ -	$ -	$ -
1235	T621000867	369.0	$ -	$ -	$ -	$ -	$ -	$ -	$ -	$ -	$ -	$ -	$ -	$ -	$ -	$ -	$ -	$ -
1236	T621000868	367.1	$ -	$ -	$ -	$ -	$ -	$ -	$ -	$ -	$ -	$ -	$ -	$ -	$ -	$ -	$ -	$ -
1237	T621000868	368.0	$ -	$ -	$ -	$ -	$ -	$ -	$ -	$ -	$ -	$ -	$ -	$ -	$ -	$ -	$ -	$ -
1238	T621000868	369.0	$ -	$ -	$ -	$ -	$ -	$ -	$ -	$ -	$ -	$ -	$ -	$ -	$ -	$ -	$ -	$ -
1239	T680000869	367.1	$ -	$ -	$ -	$ -	$ -	$ -	$ -	$ -	$ -	$ -	$ -	$ -	$ -	$ -	$ -	$ -
1240	T680000869	368.0	$ -	$ -	$ -	$ -	$ -	$ -	$ -	$ -	$ -	$ -	$ -	$ -	$ -	$ -	$ -	$ -
1241	T680000869	369.0	$ -	$ -	$ -	$ -	$ -	$ -	$ -	$ -	$ -	$ -	$ -	$ -	$ -	$ -	$ -	$ -
1242	T624000870	367.1	$ -	$ -	$ -	$ -	$ -	$ -	$ -	$ -	$ -	$ -	$ -	$ -	$ -	$ -	$ -	$ -
1243	T624000870	368.0	$ -	$ -	$ -	$ -	$ -	$ -	$ -	$ -	$ -	$ -	$ -	$ -	$ -	$ -	$ -	$ -
1244	T624000870	369.0	$ -	$ -	$ -	$ -	$ -	$ -	$ -	$ -	$ -	$ -	$ -	$ -	$ -	$ -	$ -	$ -
1245	T621000871	367.1	$ -	$ -	$ -	$ -	$ -	$ -	$ -	$ -	$ -	$ -	$ -	$ -	$ -	$ -	$ -	$ -
1246	T621000871	368.0	$ -	$ -	$ -	$ -	$ -	$ -	$ -	$ -	$ -	$ -	$ -	$ -	$ -	$ -	$ -	$ -
1247	T621000871	369.0	$ -	$ -	$ -	$ -	$ -	$ -	$ -	$ -	$ -	$ -	$ -	$ -	$ -	$ -	$ -	$ -
1248	601000877	303.3	$ -	$ -	$ -	$ -	$ -	$ -	$ -	$ -	$ -	$ -	$ -	$ -	$ -	$ -	$ -	$ -
1249	T624000878	367.1	$ -	$ -	$ -	$ -	$ -	$ -	$ -	$ -	$ -	$ -	$ -	$ -	$ -	$ -	$ -	$ -
1250	T624000878	368.0	$ -	$ -	$ -	$ -	$ -	$ -	$ -	$ -	$ -	$ -	$ -	$ -	$ -	$ -	$ -	$ -
1251	T624000878	369.0	$ -	$ -	$ -	$ -	$ -	$ -	$ -	$ -	$ -	$ -	$ -	$ -	$ -	$ -	$ -	$ -

NEW MEXICO GAS COMPANY, INC.

Depreciation Activity
Base Period - 12 Months Ending March 31, 2023
Future Test Year - 12 Months Ending September 30, 2025

	A	B	S	T	U	V	W	X	Y	Z	AA	AB	AC	AD	AE	AF
1																
2			Activity	Activity	Activity	Activity	Activity	Activity	Activity	Activity	Activity	Activity	Activity	Activity	Activity	Activity
3	Investment Number / Beginning Balance	FERC Account	8/31/2024	9/30/2024	10/31/2024	11/30/2024	12/31/2024	1/31/2025	2/28/2025	3/31/2025	4/30/2025	5/31/2025	6/30/2025	7/31/2025	8/31/2025	9/30/2025
1200	610000851	376.2	$ -	$ -	$ -	$ -	$ -	$ -	$ -	$ -	$ -	$ -	$ -	$ -	$ -	$ -
1201	610000851	376.4	$ -	$ -	$ -	$ -	$ -	$ -	$ -	$ -	$ -	$ -	$ -	$ -	$ -	$ -
1202	685000852	376.1	$ -	$ -	$ -	$ -	$ -	$ -	$ -	$ -	$ -	$ -	$ -	$ -	$ -	$ -
1203	685000852	376.2	$ -	$ -	$ -	$ -	$ -	$ -	$ -	$ -	$ -	$ -	$ -	$ -	$ -	$ -
1204	685000852	376.4	$ -	$ -	$ -	$ -	$ -	$ -	$ -	$ -	$ -	$ -	$ -	$ -	$ -	$ -
1205	T660000854	367.1	$ -	$ -	$ -	$ -	$ -	$ -	$ -	$ -	$ -	$ -	$ -	$ -	$ -	$ -
1206	T660000854	368.0	$ -	$ -	$ -	$ -	$ -	$ -	$ -	$ -	$ -	$ -	$ -	$ -	$ -	$ -
1207	T660000854	369.0	$ -	$ -	$ -	$ -	$ -	$ -	$ -	$ -	$ -	$ -	$ -	$ -	$ -	$ -
1208	601000855	367.3	$ -	$ -	$ -	$ -	$ -	$ -	$ -	$ -	$ -	$ -	$ -	$ -	$ -	$ -
1209	601000856	367.1	$ -	$ -	$ -	$ -	$ -	$ -	$ -	$ -	$ -	$ -	$ -	$ -	$ -	$ -
1210	601000857	368.0	$ -	$ -	$ -	$ -	$ -	$ -	$ -	$ -	$ -	$ -	$ -	$ -	$ -	$ -
1211	601000857	369.0	$ -	$ -	$ -	$ -	$ -	$ -	$ -	$ -	$ -	$ -	$ -	$ -	$ -	$ -
1212	627000858	376.1	$ -	$ -	$ -	$ -	$ -	$ -	$ -	$ -	$ -	$ -	$ -	$ -	$ -	$ -
1213	627000858	376.2	$ -	$ -	$ -	$ -	$ -	$ -	$ -	$ -	$ -	$ -	$ -	$ -	$ -	$ -
1214	627000858	376.4	$ -	$ -	$ -	$ -	$ -	$ -	$ -	$ -	$ -	$ -	$ -	$ -	$ -	$ -
1215	627000858	380.0	$ -	$ -	$ -	$ -	$ -	$ -	$ -	$ -	$ -	$ -	$ -	$ -	$ -	$ -
1216	624000859	376.1	$ -	$ -	$ -	$ -	$ -	$ -	$ -	$ -	$ -	$ -	$ -	$ -	$ -	$ -
1217	624000859	376.2	$ -	$ -	$ -	$ -	$ -	$ -	$ -	$ -	$ -	$ -	$ -	$ -	$ -	$ -
1218	624000859	376.4	$ -	$ -	$ -	$ -	$ -	$ -	$ -	$ -	$ -	$ -	$ -	$ -	$ -	$ -
1219	624000859	380.0	$ -	$ -	$ -	$ -	$ -	$ -	$ -	$ -	$ -	$ -	$ -	$ -	$ -	$ -
1220	624000860	376.1	$ -	$ -	$ -	$ -	$ -	$ -	$ -	$ -	$ -	$ -	$ -	$ -	$ -	$ -
1221	624000860	376.2	$ -	$ -	$ -	$ -	$ -	$ -	$ -	$ -	$ -	$ -	$ -	$ -	$ -	$ -
1222	624000860	376.4	$ -	$ -	$ -	$ -	$ -	$ -	$ -	$ -	$ -	$ -	$ -	$ -	$ -	$ -
1223	624000860	380.0	$ -	$ -	$ -	$ -	$ -	$ -	$ -	$ -	$ -	$ -	$ -	$ -	$ -	$ -
1224	T660000861	367.1	$ -	$ -	$ -	$ -	$ -	$ -	$ -	$ -	$ -	$ -	$ -	$ -	$ -	$ -
1225	T660000861	368.0	$ -	$ -	$ -	$ -	$ -	$ -	$ -	$ -	$ -	$ -	$ -	$ -	$ -	$ -
1226	T660000861	369.0	$ -	$ -	$ -	$ -	$ -	$ -	$ -	$ -	$ -	$ -	$ -	$ -	$ -	$ -
1227	T624000862	367.1	$ -	$ -	$ -	$ -	$ -	$ -	$ -	$ -	$ -	$ -	$ -	$ -	$ -	$ -
1228	T624000862	368.0	$ -	$ -	$ -	$ -	$ -	$ -	$ -	$ -	$ -	$ -	$ -	$ -	$ -	$ -
1229	T624000862	369.0	$ -	$ -	$ -	$ -	$ -	$ -	$ -	$ -	$ -	$ -	$ -	$ -	$ -	$ -
1230	T621000866	367.1	$ -	$ -	$ -	$ -	$ -	$ -	$ -	$ -	$ -	$ -	$ -	$ -	$ -	$ -
1231	T621000866	368.0	$ -	$ -	$ -	$ -	$ -	$ -	$ -	$ -	$ -	$ -	$ -	$ -	$ -	$ -
1232	T621000866	369.0	$ -	$ -	$ -	$ -	$ -	$ -	$ -	$ -	$ -	$ -	$ -	$ -	$ -	$ -
1233	T621000867	367.1	$ -	$ -	$ -	$ -	$ -	$ -	$ -	$ -	$ -	$ -	$ -	$ -	$ -	$ -
1234	T621000867	368.0	$ -	$ -	$ -	$ -	$ -	$ -	$ -	$ -	$ -	$ -	$ -	$ -	$ -	$ -
1235	T621000867	369.0	$ -	$ -	$ -	$ -	$ -	$ -	$ -	$ -	$ -	$ -	$ -	$ -	$ -	$ -
1236	T621000868	367.1	$ -	$ -	$ -	$ -	$ -	$ -	$ -	$ -	$ -	$ -	$ -	$ -	$ -	$ -
1237	T621000868	368.0	$ -	$ -	$ -	$ -	$ -	$ -	$ -	$ -	$ -	$ -	$ -	$ -	$ -	$ -
1238	T621000868	369.0	$ -	$ -	$ -	$ -	$ -	$ -	$ -	$ -	$ -	$ -	$ -	$ -	$ -	$ -
1239	T680000869	367.1	$ -	$ -	$ -	$ -	$ -	$ -	$ -	$ -	$ -	$ -	$ -	$ -	$ -	$ -
1240	T680000869	368.0	$ -	$ -	$ -	$ -	$ -	$ -	$ -	$ -	$ -	$ -	$ -	$ -	$ -	$ -
1241	T680000869	369.0	$ -	$ -	$ -	$ -	$ -	$ -	$ -	$ -	$ -	$ -	$ -	$ -	$ -	$ -
1242	T624000870	367.1	$ -	$ -	$ -	$ -	$ -	$ -	$ -	$ -	$ -	$ -	$ -	$ -	$ -	$ -
1243	T624000870	368.0	$ -	$ -	$ -	$ -	$ -	$ -	$ -	$ -	$ -	$ -	$ -	$ -	$ -	$ -
1244	T624000870	369.0	$ -	$ -	$ -	$ -	$ -	$ -	$ -	$ -	$ -	$ -	$ -	$ -	$ -	$ -
1245	T621000871	367.1	$ -	$ -	$ -	$ -	$ -	$ -	$ -	$ -	$ -	$ -	$ -	$ -	$ -	$ -
1246	T621000871	368.0	$ -	$ -	$ -	$ -	$ -	$ -	$ -	$ -	$ -	$ -	$ -	$ -	$ -	$ -
1247	T621000871	369.0	$ -	$ -	$ -	$ -	$ -	$ -	$ -	$ -	$ -	$ -	$ -	$ -	$ -	$ -
1248	601000877	303.3	$ -	$ -	$ -	$ -	$ -	$ -	$ -	$ -	$ -	$ -	$ -	$ -	$ -	$ -
1249	T624000878	367.1	$ -	$ -	$ -	$ -	$ -	$ -	$ -	$ -	$ -	$ -	$ -	$ -	$ -	$ -
1250	T624000878	368.0	$ -	$ -	$ -	$ -	$ -	$ -	$ -	$ -	$ -	$ -	$ -	$ -	$ -	$ -
1251	T624000878	369.0	$ -	$ -	$ -	$ -	$ -	$ -	$ -	$ -	$ -	$ -	$ -	$ -	$ -	$ -

Sponsored by NMGC Witness Erik C. Buchanan

NEW MEXICO GAS COMPANY, INC.

Depreciation Activity
Base Period - 12 Months Ending March 31, 2023
Future Test Year - 12 Months Ending September 30, 2025

	A	B	C	D	E	F	G	H	I	J	K	L	M	N	O	P	Q	R
1																		
2			Activity	Activity	Activity	Activity	Activity	Activity	Activity	Activity	Activity	Activity	Activity	Activity	Activity	Activity	Activity	Activity
3	Investment Number / Beginning Balance	FERC Account	4/30/2023	5/31/2023	6/30/2023	7/31/2023	8/31/2023	9/30/2023	10/31/2023	11/30/2023	12/31/2023	1/31/2024	2/29/2024	3/31/2024	4/30/2024	5/31/2024	6/30/2024	7/31/2024
1252	622000879	376.1	$ -	$ -	$ -	$ -	$ -	$ -	$ -	$ -	$ -	$ -	$ -	$ -	$ -	$ -	$ -	$ -
1253	622000879	376.2	$ -	$ -	$ -	$ -	$ -	$ -	$ -	$ -	$ -	$ -	$ -	$ -	$ -	$ -	$ -	$ -
1254	622000879	376.4	$ -	$ -	$ -	$ -	$ -	$ -	$ -	$ -	$ -	$ -	$ -	$ -	$ -	$ -	$ -	$ -
1255	627000880	376.1	$ -	$ -	$ -	$ -	$ -	$ -	$ -	$ -	$ -	$ -	$ -	$ -	$ -	$ -	$ -	$ -
1256	627000880	376.2	$ -	$ -	$ -	$ -	$ -	$ -	$ -	$ -	$ -	$ -	$ -	$ -	$ -	$ -	$ -	$ -
1257	627000880	376.4	$ -	$ -	$ -	$ -	$ -	$ -	$ -	$ -	$ -	$ -	$ -	$ -	$ -	$ -	$ -	$ -
1258	627000880	380.0	$ -	$ -	$ -	$ -	$ -	$ -	$ -	$ -	$ -	$ -	$ -	$ -	$ -	$ -	$ -	$ -
1259	627000881	376.1	$ -	$ -	$ -	$ -	$ -	$ -	$ -	$ -	$ -	$ -	$ -	$ -	$ -	$ -	$ -	$ -
1260	627000881	376.2	$ -	$ -	$ -	$ -	$ -	$ -	$ -	$ -	$ -	$ -	$ -	$ -	$ -	$ -	$ -	$ -
1261	627000881	376.4	$ -	$ -	$ -	$ -	$ -	$ -	$ -	$ -	$ -	$ -	$ -	$ -	$ -	$ -	$ -	$ -
1262	627000881	380.0	$ -	$ -	$ -	$ -	$ -	$ -	$ -	$ -	$ -	$ -	$ -	$ -	$ -	$ -	$ -	$ -
1263	610000882	303.3	$ -	$ -	$ -	$ -	$ -	$ -	$ -	$ -	$ -	$ -	$ -	$ -	$ -	$ -	$ -	$ -
1264	660000884	390.0	$ -	$ -	$ -	$ -	$ -	$ -	$ -	$ -	$ -	$ -	$ -	$ -	$ -	$ -	$ -	$ -
1265	T610000885	394.0	$ -	$ -	$ -	$ -	$ -	$ -	$ -	$ -	$ -	$ -	$ -	$ -	$ -	$ -	$ -	$ -
1266	685000888	376.1	$ -	$ -	$ -	$ -	$ -	$ -	$ -	$ -	$ -	$ -	$ -	$ -	$ -	$ -	$ -	$ -
1267	685000888	376.2	$ -	$ -	$ -	$ -	$ -	$ -	$ -	$ -	$ -	$ -	$ -	$ -	$ -	$ -	$ -	$ -
1268	685000888	376.4	$ -	$ -	$ -	$ -	$ -	$ -	$ -	$ -	$ -	$ -	$ -	$ -	$ -	$ -	$ -	$ -
1269	610000889	391.2	$ -	$ -	$ -	$ -	$ -	$ -	$ -	$ -	$ -	$ -	$ -	$ -	$ -	$ -	$ -	$ -
1270	610000889	397.0	$ -	$ -	$ -	$ -	$ -	$ -	$ -	$ -	$ -	$ -	$ -	$ -	$ -	$ -	$ -	$ -
1271	610000889	398.0	$ -	$ -	$ -	$ -	$ -	$ -	$ -	$ -	$ -	$ -	$ -	$ -	$ -	$ -	$ -	$ -
1272	T610000891	368.0	$ -	$ -	$ -	$ -	$ -	$ -	$ -	$ -	$ -	$ -	$ -	$ -	$ -	$ -	$ -	$ -
1273	T610000891	369.0	$ -	$ -	$ -	$ -	$ -	$ -	$ -	$ -	$ -	$ -	$ -	$ -	$ -	$ -	$ -	$ -
1274	T610000892	368.0	$ -	$ -	$ -	$ -	$ -	$ -	$ -	$ -	$ -	$ -	$ -	$ -	$ -	$ -	$ -	$ -
1275	T610000892	369.0	$ -	$ -	$ -	$ -	$ -	$ -	$ -	$ -	$ -	$ -	$ -	$ -	$ -	$ -	$ -	$ -
1276	680000905	376.1	$ -	$ -	$ -	$ -	$ -	$ -	$ -	$ -	$ -	$ -	$ -	$ -	$ -	$ -	$ -	$ -
1277	680000905	376.2	$ -	$ -	$ -	$ -	$ -	$ -	$ -	$ -	$ -	$ -	$ -	$ -	$ -	$ -	$ -	$ -
1278	680000905	376.4	$ -	$ -	$ -	$ -	$ -	$ -	$ -	$ -	$ -	$ -	$ -	$ -	$ -	$ -	$ -	$ -
1279	680000905	380.0	$ -	$ -	$ -	$ -	$ -	$ -	$ -	$ -	$ -	$ -	$ -	$ -	$ -	$ -	$ -	$ -
1280	685000906	376.1	$ -	$ -	$ -	$ -	$ -	$ -	$ -	$ -	$ 18	$ 18	$ 18	$ 18	$ 18	$ 18	$ 18	$ 18
1281	685000906	376.2	$ -	$ -	$ -	$ -	$ -	$ -	$ -	$ -	$ 124	$ 124	$ 124	$ 124	$ 124	$ 124	$ 124	$ 124
1282	685000906	376.4	$ -	$ -	$ -	$ -	$ -	$ -	$ -	$ -	$ 16	$ 16	$ 16	$ 16	$ 16	$ 16	$ 16	$ 16
1283	685000906	380.0	$ -	$ -	$ -	$ -	$ -	$ -	$ -	$ -	$ 25	$ 25	$ 25	$ 25	$ 25	$ 25	$ 25	$ 25
1284	610000907	392.0	$ -	$ -	$ -	$ -	$ -	$ -	$ -	$ -	$ -	$ -	$ -	$ -	$ -	$ -	$ -	$ -
1285	610000907	392.1	$ -	$ -	$ -	$ -	$ -	$ -	$ -	$ -	$ -	$ -	$ -	$ -	$ -	$ -	$ -	$ -
1286	610000907	392.2	$ -	$ -	$ -	$ -	$ -	$ -	$ -	$ -	$ -	$ -	$ -	$ -	$ -	$ -	$ -	$ -
1287	610000907	392.3	$ -	$ -	$ -	$ -	$ -	$ -	$ -	$ -	$ -	$ -	$ -	$ -	$ -	$ -	$ -	$ -
1288	610000908	390.0	$ -	$ -	$ -	$ -	$ -	$ -	$ -	$ -	$ -	$ -	$ -	$ -	$ -	$ -	$ -	$ -
1289	626000909	376.2	$ -	$ -	$ -	$ -	$ -	$ -	$ -	$ -	$ -	$ -	$ -	$ -	$ -	$ -	$ -	$ -
1290	680000910	376.1	$ -	$ -	$ -	$ -	$ -	$ -	$ -	$ -	$ -	$ -	$ -	$ -	$ -	$ -	$ -	$ -
1291	680000910	376.2	$ -	$ -	$ -	$ -	$ -	$ -	$ -	$ -	$ -	$ -	$ -	$ -	$ -	$ -	$ -	$ -
1292	680000910	376.4	$ -	$ -	$ -	$ -	$ -	$ -	$ -	$ -	$ -	$ -	$ -	$ -	$ -	$ -	$ -	$ -
1293	633000911	376.1	$ -	$ -	$ -	$ -	$ -	$ -	$ -	$ -	$ -	$ -	$ -	$ -	$ -	$ -	$ -	$ -
1294	633000911	376.2	$ -	$ -	$ -	$ -	$ -	$ -	$ -	$ -	$ -	$ -	$ -	$ -	$ -	$ -	$ -	$ -
1295	633000911	376.4	$ -	$ -	$ -	$ -	$ -	$ -	$ -	$ -	$ -	$ -	$ -	$ -	$ -	$ -	$ -	$ -
1296	633000911	380.0	$ -	$ -	$ -	$ -	$ -	$ -	$ -	$ -	$ -	$ -	$ -	$ -	$ -	$ -	$ -	$ -
1297	T660000912	367.1	$ -	$ -	$ -	$ -	$ -	$ -	$ -	$ -	$ -	$ -	$ -	$ -	$ -	$ -	$ -	$ -
1298	T660000912	368.0	$ -	$ -	$ -	$ -	$ -	$ -	$ -	$ -	$ -	$ -	$ -	$ -	$ -	$ -	$ -	$ -
1299	T660000912	369.0	$ -	$ -	$ -	$ -	$ -	$ -	$ -	$ -	$ -	$ -	$ -	$ -	$ -	$ -	$ -	$ -
1300	621000913	376.1	$ -	$ -	$ -	$ -	$ -	$ -	$ -	$ -	$ -	$ -	$ -	$ -	$ -	$ -	$ -	$ -
1301	621000913	376.2	$ -	$ -	$ -	$ -	$ -	$ -	$ -	$ -	$ -	$ -	$ -	$ -	$ -	$ -	$ -	$ -
1302	621000913	376.4	$ -	$ -	$ -	$ -	$ -	$ -	$ -	$ -	$ -	$ -	$ -	$ -	$ -	$ -	$ -	$ -
1303	621000913	380.0	$ -	$ -	$ -	$ -	$ -	$ -	$ -	$ -	$ -	$ -	$ -	$ -	$ -	$ -	$ -	$ -

Sponsored by NMGC Witness Erik C. Buchanan

NEW MEXICO GAS COMPANY, INC.

Depreciation Activity
Base Period - 12 Months Ending March 31, 2023
Future Test Year - 12 Months Ending September 30, 2025

	A	B	S	T	U	V	W	X	Y	Z	AA	AB	AC	AD	AE	AF
1																
2			Activity	Activity	Activity	Activity	Activity	Activity	Activity	Activity	Activity	Activity	Activity	Activity	Activity	Activity
3	Investment Number / Beginning Balance	FERC Account	8/31/2024	9/30/2024	10/31/2024	11/30/2024	12/31/2024	1/31/2025	2/28/2025	3/31/2025	4/30/2025	5/31/2025	6/30/2025	7/31/2025	8/31/2025	9/30/2025
1252	622000879	376.1	$ -	$ -	$ -	$ -	$ -	$ -	$ -	$ -	$ -	$ -	$ -	$ -	$ -	$ -
1253	622000879	376.2	$ -	$ -	$ -	$ -	$ -	$ -	$ -	$ -	$ -	$ -	$ -	$ -	$ -	$ -
1254	622000879	376.4	$ -	$ -	$ -	$ -	$ -	$ -	$ -	$ -	$ -	$ -	$ -	$ -	$ -	$ -
1255	627000880	376.1	$ -	$ -	$ -	$ -	$ -	$ -	$ -	$ -	$ -	$ -	$ -	$ -	$ -	$ -
1256	627000880	376.2	$ -	$ -	$ -	$ -	$ -	$ -	$ -	$ -	$ -	$ -	$ -	$ -	$ -	$ -
1257	627000880	376.4	$ -	$ -	$ -	$ -	$ -	$ -	$ -	$ -	$ -	$ -	$ -	$ -	$ -	$ -
1258	627000880	380.0	$ -	$ -	$ -	$ -	$ -	$ -	$ -	$ -	$ -	$ -	$ -	$ -	$ -	$ -
1259	627000881	376.1	$ -	$ -	$ -	$ -	$ -	$ -	$ -	$ -	$ -	$ -	$ -	$ -	$ -	$ -
1260	627000881	376.2	$ -	$ -	$ -	$ -	$ -	$ -	$ -	$ -	$ -	$ -	$ -	$ -	$ -	$ -
1261	627000881	376.4	$ -	$ -	$ -	$ -	$ -	$ -	$ -	$ -	$ -	$ -	$ -	$ -	$ -	$ -
1262	627000881	380.0	$ -	$ -	$ -	$ -	$ -	$ -	$ -	$ -	$ -	$ -	$ -	$ -	$ -	$ -
1263	610000882	303.3	$ -	$ -	$ -	$ -	$ -	$ -	$ -	$ -	$ -	$ -	$ -	$ -	$ -	$ -
1264	660000884	390.0	$ -	$ -	$ -	$ -	$ -	$ -	$ -	$ -	$ -	$ -	$ -	$ -	$ -	$ -
1265	T610000885	394.0	$ -	$ -	$ -	$ -	$ -	$ -	$ -	$ -	$ -	$ -	$ -	$ -	$ -	$ -
1266	685000888	376.1	$ -	$ -	$ -	$ -	$ -	$ -	$ -	$ -	$ -	$ -	$ -	$ -	$ -	$ -
1267	685000888	376.2	$ -	$ -	$ -	$ -	$ -	$ -	$ -	$ -	$ -	$ -	$ -	$ -	$ -	$ -
1268	685000888	376.4	$ -	$ -	$ -	$ -	$ -	$ -	$ -	$ -	$ -	$ -	$ -	$ -	$ -	$ -
1269	610000889	391.2	$ -	$ -	$ -	$ -	$ -	$ -	$ -	$ -	$ -	$ -	$ -	$ -	$ -	$ -
1270	610000889	397.0	$ -	$ -	$ -	$ -	$ -	$ -	$ -	$ -	$ -	$ -	$ -	$ -	$ -	$ -
1271	610000889	398.0	$ -	$ -	$ -	$ -	$ -	$ -	$ -	$ -	$ -	$ -	$ -	$ -	$ -	$ -
1272	T610000891	368.0	$ -	$ -	$ -	$ -	$ -	$ -	$ -	$ -	$ -	$ -	$ -	$ -	$ -	$ -
1273	T610000891	369.0	$ -	$ -	$ -	$ -	$ -	$ -	$ -	$ -	$ -	$ -	$ -	$ -	$ -	$ -
1274	T610000892	368.0	$ -	$ -	$ -	$ -	$ -	$ -	$ -	$ -	$ -	$ -	$ -	$ -	$ -	$ -
1275	T610000892	369.0	$ -	$ -	$ -	$ -	$ -	$ -	$ -	$ -	$ -	$ -	$ -	$ -	$ -	$ -
1276	680000905	376.1	$ -	$ -	$ -	$ -	$ -	$ -	$ -	$ -	$ -	$ -	$ -	$ -	$ -	$ -
1277	680000905	376.2	$ -	$ -	$ -	$ -	$ -	$ -	$ -	$ -	$ -	$ -	$ -	$ -	$ -	$ -
1278	680000905	376.4	$ -	$ -	$ -	$ -	$ -	$ -	$ -	$ -	$ -	$ -	$ -	$ -	$ -	$ -
1279	680000905	380.0	$ -	$ -	$ -	$ -	$ -	$ -	$ -	$ -	$ -	$ -	$ -	$ -	$ -	$ -
1280	685000906	376.1	$ 18	$ 18	$ 18	$ 18	$ 18	$ 18	$ 18	$ 18	$ 18	$ 18	$ 18	$ 18	$ 18	$ 18
1281	685000906	376.2	$ 124	$ 124	$ 124	$ 124	$ 124	$ 124	$ 124	$ 124	$ 124	$ 124	$ 124	$ 124	$ 124	$ 124
1282	685000906	376.4	$ 16	$ 16	$ 16	$ 16	$ 16	$ 16	$ 16	$ 16	$ 16	$ 16	$ 16	$ 16	$ 16	$ 16
1283	685000906	380.0	$ 25	$ 25	$ 25	$ 25	$ 25	$ 25	$ 25	$ 25	$ 25	$ 25	$ 25	$ 25	$ 25	$ 25
1284	610000907	392.0	$ -	$ -	$ -	$ -	$ -	$ -	$ -	$ -	$ -	$ -	$ -	$ -	$ -	$ -
1285	610000907	392.1	$ -	$ -	$ -	$ -	$ -	$ -	$ -	$ -	$ -	$ -	$ -	$ -	$ -	$ -
1286	610000907	392.2	$ -	$ -	$ -	$ -	$ -	$ -	$ -	$ -	$ -	$ -	$ -	$ -	$ -	$ -
1287	610000907	392.3	$ -	$ -	$ -	$ -	$ -	$ -	$ -	$ -	$ -	$ -	$ -	$ -	$ -	$ -
1288	610000908	390.0	$ -	$ -	$ -	$ -	$ -	$ -	$ -	$ -	$ -	$ -	$ -	$ -	$ -	$ -
1289	626000909	376.2	$ -	$ -	$ -	$ -	$ -	$ -	$ -	$ -	$ -	$ -	$ -	$ -	$ -	$ -
1290	680000910	376.1	$ -	$ -	$ -	$ -	$ -	$ -	$ -	$ -	$ -	$ -	$ -	$ -	$ -	$ -
1291	680000910	376.2	$ -	$ -	$ -	$ -	$ -	$ -	$ -	$ -	$ -	$ -	$ -	$ -	$ -	$ -
1292	680000910	376.4	$ -	$ -	$ -	$ -	$ -	$ -	$ -	$ -	$ -	$ -	$ -	$ -	$ -	$ -
1293	633000911	376.1	$ -	$ -	$ -	$ -	$ -	$ -	$ -	$ -	$ -	$ -	$ -	$ -	$ -	$ -
1294	633000911	376.2	$ -	$ -	$ -	$ -	$ -	$ -	$ -	$ -	$ -	$ -	$ -	$ -	$ -	$ -
1295	633000911	376.4	$ -	$ -	$ -	$ -	$ -	$ -	$ -	$ -	$ -	$ -	$ -	$ -	$ -	$ -
1296	633000911	380.0	$ -	$ -	$ -	$ -	$ -	$ -	$ -	$ -	$ -	$ -	$ -	$ -	$ -	$ -
1297	T660000912	367.1	$ -	$ -	$ -	$ -	$ -	$ -	$ -	$ -	$ -	$ -	$ -	$ -	$ -	$ -
1298	T660000912	368.0	$ -	$ -	$ -	$ -	$ -	$ -	$ -	$ -	$ -	$ -	$ -	$ -	$ -	$ -
1299	T660000912	369.0	$ -	$ -	$ -	$ -	$ -	$ -	$ -	$ -	$ -	$ -	$ -	$ -	$ -	$ -
1300	621000913	376.1	$ -	$ -	$ -	$ -	$ -	$ -	$ -	$ -	$ -	$ -	$ -	$ -	$ -	$ -
1301	621000913	376.2	$ -	$ -	$ -	$ -	$ -	$ -	$ -	$ -	$ -	$ -	$ -	$ -	$ -	$ -
1302	621000913	376.4	$ -	$ -	$ -	$ -	$ -	$ -	$ -	$ -	$ -	$ -	$ -	$ -	$ -	$ -
1303	621000913	380.0	$ -	$ -	$ -	$ -	$ -	$ -	$ -	$ -	$ -	$ -	$ -	$ -	$ -	$ -

Sponsored by NMGC Witness Erik C. Buchanan

NEW MEXICO GAS COMPANY, INC.

Depreciation Activity
Base Period - 12 Months Ending March 31, 2023
Future Test Year - 12 Months Ending September 30, 2025

	A	B	C	D	E	F	G	H	I	J	K	L	M	N	O	P	Q	R
1																		
2			Activity	Activity	Activity	Activity	Activity	Activity	Activity	Activity	Activity	Activity	Activity	Activity	Activity	Activity	Activity	Activity
3	Investment Number / Beginning Balance	FERC Account	4/30/2023	5/31/2023	6/30/2023	7/31/2023	8/31/2023	9/30/2023	10/31/2023	11/30/2023	12/31/2023	1/31/2024	2/29/2024	3/31/2024	4/30/2024	5/31/2024	6/30/2024	7/31/2024
1304	T610000914	367.1	$ -	$ -	$ -	$ -	$ -	$ -	$ -	$ -	$ -	$ -	$ -	$ -	$ -	$ -	$ -	$ -
1305	T610000914	368.0	$ -	$ -	$ -	$ -	$ -	$ -	$ -	$ -	$ -	$ -	$ -	$ -	$ -	$ -	$ -	$ -
1306	T610000914	369.0	$ -	$ -	$ -	$ -	$ -	$ -	$ -	$ -	$ -	$ -	$ -	$ -	$ -	$ -	$ -	$ -
1307	T680000915	367.1	$ -	$ -	$ -	$ -	$ -	$ -	$ -	$ -	$ -	$ -	$ -	$ -	$ -	$ -	$ -	$ -
1308	T680000915	368.0	$ -	$ -	$ -	$ -	$ -	$ -	$ -	$ -	$ -	$ -	$ -	$ -	$ -	$ -	$ -	$ -
1309	T680000915	369.0	$ -	$ -	$ -	$ -	$ -	$ -	$ -	$ -	$ -	$ -	$ -	$ -	$ -	$ -	$ -	$ -
1310	680000916	376.1	$ -	$ -	$ -	$ -	$ -	$ -	$ -	$ -	$ -	$ -	$ -	$ -	$ -	$ -	$ -	$ -
1311	680000916	376.2	$ -	$ -	$ -	$ -	$ -	$ -	$ -	$ -	$ -	$ -	$ -	$ -	$ -	$ -	$ -	$ -
1312	680000916	376.4	$ -	$ -	$ -	$ -	$ -	$ -	$ -	$ -	$ -	$ -	$ -	$ -	$ -	$ -	$ -	$ -
1313	680000916	380.0	$ -	$ -	$ -	$ -	$ -	$ -	$ -	$ -	$ -	$ -	$ -	$ -	$ -	$ -	$ -	$ -
1314	680000917	376.1	$ -	$ -	$ 12	$ 12	$ 12	$ 11	$ 11	$ 11	$ 11	$ 11	$ 11	$ 11	$ 11	$ 11	$ 11	$ 11
1315	680000917	376.2	$ -	$ -	$ 72	$ 72	$ 72	$ 75	$ 75	$ 75	$ 75	$ 75	$ 75	$ 75	$ 75	$ 75	$ 75	$ 75
1316	680000917	376.4	$ -	$ -	$ 10	$ 10	$ 10	$ 10	$ 10	$ 10	$ 10	$ 10	$ 10	$ 10	$ 10	$ 10	$ 10	$ 10
1317	680000917	380.0	$ -	$ -	$ 35	$ 35	$ 35	$ 15	$ 15	$ 15	$ 15	$ 15	$ 15	$ 15	$ 15	$ 15	$ 15	$ 15
1318	601000918	376.1	$ -	$ -	$ -	$ -	$ -	$ -	$ -	$ -	$ -	$ -	$ -	$ -	$ -	$ -	$ -	$ -
1319	601000918	376.2	$ -	$ -	$ -	$ -	$ -	$ -	$ -	$ -	$ -	$ -	$ -	$ -	$ -	$ -	$ -	$ -
1320	601000918	376.4	$ -	$ -	$ -	$ -	$ -	$ -	$ -	$ -	$ -	$ -	$ -	$ -	$ -	$ -	$ -	$ -
1321	601000918	380.0	$ -	$ -	$ -	$ -	$ -	$ -	$ -	$ -	$ -	$ -	$ -	$ -	$ -	$ -	$ -	$ -
1322	685000919	376.1	$ -	$ -	$ -	$ -	$ -	$ -	$ -	$ -	$ -	$ -	$ -	$ -	$ -	$ -	$ -	$ -
1323	685000919	376.2	$ -	$ -	$ -	$ -	$ -	$ -	$ -	$ -	$ -	$ -	$ -	$ -	$ -	$ -	$ -	$ -
1324	685000919	376.4	$ -	$ -	$ -	$ -	$ -	$ -	$ -	$ -	$ -	$ -	$ -	$ -	$ -	$ -	$ -	$ -
1325	685000919	380.0	$ -	$ -	$ -	$ -	$ -	$ -	$ -	$ -	$ -	$ -	$ -	$ -	$ -	$ -	$ -	$ -
1326	685000921	376.1	$ -	$ -	$ -	$ -	$ -	$ -	$ 17	$ 17	$ 17	$ 17	$ 17	$ 17	$ 17	$ 17	$ 17	$ 17
1327	685000921	376.2	$ -	$ -	$ -	$ -	$ -	$ -	$ 113	$ 113	$ 113	$ 113	$ 113	$ 113	$ 113	$ 113	$ 113	$ 113
1328	685000921	376.4	$ -	$ -	$ -	$ -	$ -	$ -	$ 14	$ 14	$ 14	$ 14	$ 14	$ 14	$ 14	$ 14	$ 14	$ 14
1329	685000921	380.0	$ -	$ -	$ -	$ -	$ -	$ -	$ 23	$ 23	$ 23	$ 23	$ 23	$ 23	$ 23	$ 23	$ 23	$ 23
1330	680000922	381.0	$ -	$ -	$ -	$ -	$ -	$ -	$ -	$ -	$ -	$ -	$ -	$ -	$ -	$ -	$ -	$ -
1331	610000923	376.1	$ -	$ -	$ -	$ -	$ -	$ -	$ -	$ -	$ -	$ -	$ -	$ -	$ -	$ -	$ -	$ -
1332	610000923	376.2	$ -	$ -	$ -	$ -	$ -	$ -	$ -	$ -	$ -	$ -	$ -	$ -	$ -	$ -	$ -	$ -
1333	610000923	376.4	$ -	$ -	$ -	$ -	$ -	$ -	$ -	$ -	$ -	$ -	$ -	$ -	$ -	$ -	$ -	$ -
1334	685000924	376.1	$ -	$ -	$ -	$ -	$ -	$ -	$ -	$ -	$ -	$ -	$ -	$ -	$ -	$ -	$ -	$ -
1335	685000924	376.2	$ -	$ -	$ -	$ -	$ -	$ -	$ -	$ -	$ -	$ -	$ -	$ -	$ -	$ -	$ -	$ -
1336	685000924	376.4	$ -	$ -	$ -	$ -	$ -	$ -	$ -	$ -	$ -	$ -	$ -	$ -	$ -	$ -	$ -	$ -
1337	621000925	376.1	$ -	$ -	$ -	$ -	$ -	$ -	$ -	$ -	$ -	$ -	$ -	$ -	$ -	$ -	$ -	$ -
1338	621000925	376.2	$ -	$ -	$ -	$ -	$ -	$ -	$ -	$ -	$ -	$ -	$ -	$ -	$ -	$ -	$ -	$ -
1339	621000925	376.4	$ -	$ -	$ -	$ -	$ -	$ -	$ -	$ -	$ -	$ -	$ -	$ -	$ -	$ -	$ -	$ -
1340	621000925	380.0	$ -	$ -	$ -	$ -	$ -	$ -	$ -	$ -	$ -	$ -	$ -	$ -	$ -	$ -	$ -	$ -
1341	684000926	376.1	$ -	$ -	$ -	$ 83	$ 83	$ 78	$ 115	$ 115	$ 115	$ 154	$ 154	$ 154	$ 254	$ 254	$ 254	$ 280
1342	684000926	376.2	$ -	$ -	$ -	$ 507	$ 507	$ 527	$ 776	$ 776	$ 776	$ 1,034	$ 1,034	$ 1,034	$ 1,712	$ 1,712	$ 1,712	$ 1,882
1343	684000926	376.4	$ -	$ -	$ -	$ 68	$ 68	$ 67	$ 98	$ 98	$ 98	$ 131	$ 131	$ 131	$ 217	$ 217	$ 217	$ 239
1344	684000926	380.0	$ -	$ -	$ -	$ 245	$ 245	$ 107	$ 158	$ 158	$ 158	$ 211	$ 211	$ 211	$ 349	$ 349	$ 349	$ 384
1345	680000928	390.0	$ -	$ -	$ -	$ -	$ -	$ -	$ -	$ -	$ -	$ -	$ -	$ -	$ -	$ -	$ -	$ -
1346	610000929	376.1	$ -	$ -	$ -	$ -	$ -	$ -	$ -	$ -	$ -	$ -	$ -	$ -	$ -	$ -	$ -	$ -
1347	610000929	376.2	$ -	$ -	$ -	$ -	$ -	$ -	$ -	$ -	$ -	$ -	$ -	$ -	$ -	$ -	$ -	$ -
1348	610000929	376.4	$ -	$ -	$ -	$ -	$ -	$ -	$ -	$ -	$ -	$ -	$ -	$ -	$ -	$ -	$ -	$ -
1349	610000929	380.0	$ -	$ -	$ -	$ -	$ -	$ -	$ -	$ -	$ -	$ -	$ -	$ -	$ -	$ -	$ -	$ -
1350	601000930	303.3	$ -	$ -	$ -	$ -	$ -	$ -	$ -	$ -	$ -	$ -	$ -	$ -	$ -	$ -	$ -	$ -
1351	684000931	376.1	$ -	$ -	$ -	$ -	$ -	$ -	$ -	$ -	$ -	$ -	$ -	$ -	$ -	$ -	$ -	$ -
1352	684000931	376.2	$ -	$ -	$ -	$ -	$ -	$ -	$ -	$ -	$ -	$ -	$ -	$ -	$ -	$ -	$ -	$ -
1353	684000931	376.4	$ -	$ -	$ -	$ -	$ -	$ -	$ -	$ -	$ -	$ -	$ -	$ -	$ -	$ -	$ -	$ -
1354	684000931	380.0	$ -	$ -	$ -	$ -	$ -	$ -	$ -	$ -	$ -	$ -	$ -	$ -	$ -	$ -	$ -	$ -
1355	684000932	376.1	$ -	$ -	$ -	$ -	$ -	$ -	$ -	$ -	$ -	$ -	$ -	$ -	$ -	$ -	$ -	$ -

NEW MEXICO GAS COMPANY, INC.

Depreciation Activity
Base Period - 12 Months Ending March 31, 2023
Future Test Year - 12 Months Ending September 30, 2025

	A	B	S	T	U	V	W	X	Y	Z	AA	AB	AC	AD	AE	AF
1																
2			Activity	Activity	Activity	Activity	Activity	Activity	Activity	Activity	Activity	Activity	Activity	Activity	Activity	Activity
3	Investment Number / Beginning Balance	FERC Account	8/31/2024	9/30/2024	10/31/2024	11/30/2024	12/31/2024	1/31/2025	2/28/2025	3/31/2025	4/30/2025	5/31/2025	6/30/2025	7/31/2025	8/31/2025	9/30/2025
1304	T610000914	367.1	$ -	$ -	$ -	$ -	$ -	$ -	$ -	$ -	$ -	$ -	$ -	$ -	$ -	$ -
1305	T610000914	368.0	$ -	$ -	$ -	$ -	$ -	$ -	$ -	$ -	$ -	$ -	$ -	$ -	$ -	$ -
1306	T610000914	369.0	$ -	$ -	$ -	$ -	$ -	$ -	$ -	$ -	$ -	$ -	$ -	$ -	$ -	$ -
1307	T680000915	367.1	$ -	$ -	$ -	$ -	$ -	$ -	$ -	$ -	$ -	$ -	$ -	$ -	$ -	$ -
1308	T680000915	368.0	$ -	$ -	$ -	$ -	$ -	$ -	$ -	$ -	$ -	$ -	$ -	$ -	$ -	$ -
1309	T680000915	369.0	$ -	$ -	$ -	$ -	$ -	$ -	$ -	$ -	$ -	$ -	$ -	$ -	$ -	$ -
1310	680000916	376.1	$ -	$ -	$ -	$ -	$ -	$ -	$ -	$ -	$ -	$ -	$ -	$ -	$ -	$ -
1311	680000916	376.2	$ -	$ -	$ -	$ -	$ -	$ -	$ -	$ -	$ -	$ -	$ -	$ -	$ -	$ -
1312	680000916	376.4	$ -	$ -	$ -	$ -	$ -	$ -	$ -	$ -	$ -	$ -	$ -	$ -	$ -	$ -
1313	680000916	380.0	$ -	$ -	$ -	$ -	$ -	$ -	$ -	$ -	$ -	$ -	$ -	$ -	$ -	$ -
1314	680000917	376.1	$ 11	$ 11	$ 11	$ 11	$ 11	$ 11	$ 11	$ 11	$ 11	$ 11	$ 11	$ 11	$ 11	$ 11
1315	680000917	376.2	$ 75	$ 75	$ 75	$ 75	$ 75	$ 75	$ 75	$ 75	$ 75	$ 75	$ 75	$ 75	$ 75	$ 75
1316	680000917	376.4	$ 10	$ 10	$ 10	$ 10	$ 10	$ 10	$ 10	$ 10	$ 10	$ 10	$ 10	$ 10	$ 10	$ 10
1317	680000917	380.0	$ 15	$ 15	$ 15	$ 15	$ 15	$ 15	$ 15	$ 15	$ 15	$ 15	$ 15	$ 15	$ 15	$ 15
1318	601000918	376.1	$ -	$ -	$ -	$ -	$ -	$ -	$ -	$ -	$ -	$ -	$ -	$ -	$ -	$ -
1319	601000918	376.2	$ -	$ -	$ -	$ -	$ -	$ -	$ -	$ -	$ -	$ -	$ -	$ -	$ -	$ -
1320	601000918	376.4	$ -	$ -	$ -	$ -	$ -	$ -	$ -	$ -	$ -	$ -	$ -	$ -	$ -	$ -
1321	601000918	380.0	$ -	$ -	$ -	$ -	$ -	$ -	$ -	$ -	$ -	$ -	$ -	$ -	$ -	$ -
1322	685000919	376.1	$ -	$ -	$ -	$ -	$ -	$ -	$ -	$ -	$ -	$ -	$ -	$ -	$ -	$ -
1323	685000919	376.2	$ -	$ -	$ -	$ -	$ -	$ -	$ -	$ -	$ -	$ -	$ -	$ -	$ -	$ -
1324	685000919	376.4	$ -	$ -	$ -	$ -	$ -	$ -	$ -	$ -	$ -	$ -	$ -	$ -	$ -	$ -
1325	685000919	380.0	$ -	$ -	$ -	$ -	$ -	$ -	$ -	$ -	$ -	$ -	$ -	$ -	$ -	$ -
1326	685000921	376.1	$ 17	$ 17	$ 17	$ 17	$ 17	$ 17	$ 17	$ 17	$ 17	$ 17	$ 17	$ 17	$ 17	$ 17
1327	685000921	376.2	$ 113	$ 113	$ 113	$ 113	$ 113	$ 113	$ 113	$ 113	$ 113	$ 113	$ 113	$ 113	$ 113	$ 113
1328	685000921	376.4	$ 14	$ 14	$ 14	$ 14	$ 14	$ 14	$ 14	$ 14	$ 14	$ 14	$ 14	$ 14	$ 14	$ 14
1329	685000921	380.0	$ 23	$ 23	$ 23	$ 23	$ 23	$ 23	$ 23	$ 23	$ 23	$ 23	$ 23	$ 23	$ 23	$ 23
1330	680000922	381.0	$ -	$ -	$ -	$ -	$ -	$ -	$ -	$ -	$ -	$ -	$ -	$ -	$ -	$ -
1331	610000923	376.1	$ -	$ -	$ -	$ -	$ -	$ -	$ -	$ -	$ -	$ -	$ -	$ -	$ -	$ -
1332	610000923	376.2	$ -	$ -	$ -	$ -	$ -	$ -	$ -	$ -	$ -	$ -	$ -	$ -	$ -	$ -
1333	610000923	376.4	$ -	$ -	$ -	$ -	$ -	$ -	$ -	$ -	$ -	$ -	$ -	$ -	$ -	$ -
1334	685000924	376.1	$ -	$ -	$ -	$ -	$ -	$ -	$ -	$ -	$ -	$ -	$ -	$ -	$ -	$ -
1335	685000924	376.2	$ -	$ -	$ -	$ -	$ -	$ -	$ -	$ -	$ -	$ -	$ -	$ -	$ -	$ -
1336	685000924	376.4	$ -	$ -	$ -	$ -	$ -	$ -	$ -	$ -	$ -	$ -	$ -	$ -	$ -	$ -
1337	621000925	376.1	$ -	$ -	$ -	$ -	$ -	$ -	$ -	$ -	$ -	$ -	$ -	$ -	$ -	$ -
1338	621000925	376.2	$ -	$ -	$ -	$ -	$ -	$ -	$ -	$ -	$ -	$ -	$ -	$ -	$ -	$ -
1339	621000925	376.4	$ -	$ -	$ -	$ -	$ -	$ -	$ -	$ -	$ -	$ -	$ -	$ -	$ -	$ -
1340	621000925	380.0	$ -	$ -	$ -	$ -	$ -	$ -	$ -	$ -	$ -	$ -	$ -	$ -	$ -	$ -
1341	684000926	376.1	$ 280	$ 280	$ 292	$ 292	$ 292	$ 299	$ 299	$ 299	$ 299	$ 299	$ 299	$ 299	$ 299	$ 299
1342	684000926	376.2	$ 1,882	$ 1,882	$ 1,968	$ 1,968	$ 1,968	$ 2,012	$ 2,012	$ 2,012	$ 2,012	$ 2,012	$ 2,012	$ 2,012	$ 2,012	$ 2,012
1343	684000926	376.4	$ 239	$ 239	$ 250	$ 250	$ 250	$ 255	$ 255	$ 255	$ 255	$ 255	$ 255	$ 255	$ 255	$ 255
1344	684000926	380.0	$ 384	$ 384	$ 401	$ 401	$ 401	$ 410	$ 410	$ 410	$ 410	$ 410	$ 410	$ 410	$ 410	$ 410
1345	680000928	390.0	$ -	$ -	$ -	$ -	$ -	$ -	$ -	$ -	$ -	$ -	$ -	$ -	$ -	$ -
1346	610000929	376.1	$ -	$ -	$ -	$ -	$ -	$ -	$ -	$ -	$ -	$ -	$ -	$ -	$ -	$ -
1347	610000929	376.2	$ -	$ -	$ -	$ -	$ -	$ -	$ -	$ -	$ -	$ -	$ -	$ -	$ -	$ -
1348	610000929	376.4	$ -	$ -	$ -	$ -	$ -	$ -	$ -	$ -	$ -	$ -	$ -	$ -	$ -	$ -
1349	610000929	380.0	$ -	$ -	$ -	$ -	$ -	$ -	$ -	$ -	$ -	$ -	$ -	$ -	$ -	$ -
1350	601000930	303.3	$ -	$ -	$ -	$ -	$ -	$ -	$ 44,796	$ 44,796	$ 44,796	$ 44,796	$ 44,796	$ 44,796	$ 44,796	$ 44,796
1351	684000931	376.1	$ -	$ -	$ -	$ -	$ -	$ -	$ -	$ -	$ -	$ -	$ -	$ -	$ -	$ -
1352	684000931	376.2	$ -	$ -	$ -	$ -	$ -	$ -	$ -	$ -	$ -	$ -	$ -	$ -	$ -	$ -
1353	684000931	376.4	$ -	$ -	$ -	$ -	$ -	$ -	$ -	$ -	$ -	$ -	$ -	$ -	$ -	$ -
1354	684000931	380.0	$ -	$ -	$ -	$ -	$ -	$ -	$ -	$ -	$ -	$ -	$ -	$ -	$ -	$ -
1355	684000932	376.1	$ -	$ -	$ -	$ -	$ -	$ -	$ -	$ -	$ -	$ -	$ -	$ -	$ -	$ -

Sponsored by NMGC Witness Erik C. Buchanan

NEW MEXICO GAS COMPANY, INC.

Depreciation Activity
Base Period - 12 Months Ending March 31, 2023
Future Test Year - 12 Months Ending September 30, 2025

	A	B	C	D	E	F	G	H	I	J	K	L	M	N	O	P	Q	R
1																		
2			Activity	Activity	Activity	Activity	Activity	Activity	Activity	Activity	Activity	Activity	Activity	Activity	Activity	Activity	Activity	Activity
3	Investment Number / Beginning Balance	FERC Account	4/30/2023	5/31/2023	6/30/2023	7/31/2023	8/31/2023	9/30/2023	10/31/2023	11/30/2023	12/31/2023	1/31/2024	2/29/2024	3/31/2024	4/30/2024	5/31/2024	6/30/2024	7/31/2024
1356	684000932	376.2	$ -	$ -	$ -	$ -	$ -	$ -	$ -	$ -	$ -	$ -	$ -	$ -	$ -	$ -	$ -	$ -
1357	684000932	376.4	$ -	$ -	$ -	$ -	$ -	$ -	$ -	$ -	$ -	$ -	$ -	$ -	$ -	$ -	$ -	$ -
1358	684000934	376.1	$ -	$ -	$ -	$ -	$ -	$ -	$ -	$ -	$ -	$ -	$ -	$ -	$ -	$ -	$ -	$ -
1359	684000934	376.2	$ -	$ -	$ -	$ -	$ -	$ -	$ -	$ -	$ -	$ -	$ -	$ -	$ -	$ -	$ -	$ -
1360	684000934	376.4	$ -	$ -	$ -	$ -	$ -	$ -	$ -	$ -	$ -	$ -	$ -	$ -	$ -	$ -	$ -	$ -
1361	T610000935	367.1	$ -	$ -	$ -	$ -	$ -	$ -	$ -	$ -	$ -	$ -	$ -	$ -	$ -	$ -	$ -	$ -
1362	T610000935	368.0	$ -	$ -	$ -	$ -	$ -	$ -	$ -	$ -	$ -	$ -	$ -	$ -	$ -	$ -	$ -	$ -
1363	T610000935	369.0	$ -	$ -	$ -	$ -	$ -	$ -	$ -	$ -	$ -	$ -	$ -	$ -	$ -	$ -	$ -	$ -
1364	622000936	376.1	$ -	$ -	$ -	$ -	$ -	$ -	$ -	$ -	$ -	$ -	$ -	$ -	$ -	$ -	$ -	$ -
1365	622000936	376.2	$ -	$ -	$ -	$ -	$ -	$ -	$ -	$ -	$ -	$ -	$ -	$ -	$ -	$ -	$ -	$ -
1366	622000936	376.4	$ -	$ -	$ -	$ -	$ -	$ -	$ -	$ -	$ -	$ -	$ -	$ -	$ -	$ -	$ -	$ -
1367	622000936	380.0	$ -	$ -	$ -	$ -	$ -	$ -	$ -	$ -	$ -	$ -	$ -	$ -	$ -	$ -	$ -	$ -
1368	632000937	376.1	$ -	$ -	$ -	$ -	$ -	$ -	$ -	$ -	$ -	$ -	$ -	$ -	$ -	$ -	$ -	$ -
1369	632000937	376.2	$ -	$ -	$ -	$ -	$ -	$ -	$ -	$ -	$ -	$ -	$ -	$ -	$ -	$ -	$ -	$ -
1370	632000937	376.4	$ -	$ -	$ -	$ -	$ -	$ -	$ -	$ -	$ -	$ -	$ -	$ -	$ -	$ -	$ -	$ -
1371	632000937	380.0	$ -	$ -	$ -	$ -	$ -	$ -	$ -	$ -	$ -	$ -	$ -	$ -	$ -	$ -	$ -	$ -
1372	632000938	376.1	$ -	$ -	$ -	$ -	$ -	$ -	$ -	$ -	$ -	$ -	$ -	$ -	$ -	$ -	$ -	$ -
1373	632000938	376.2	$ -	$ -	$ -	$ -	$ -	$ -	$ -	$ -	$ -	$ -	$ -	$ -	$ -	$ -	$ -	$ -
1374	632000938	376.4	$ -	$ -	$ -	$ -	$ -	$ -	$ -	$ -	$ -	$ -	$ -	$ -	$ -	$ -	$ -	$ -
1375	632000938	380.0	$ -	$ -	$ -	$ -	$ -	$ -	$ -	$ -	$ -	$ -	$ -	$ -	$ -	$ -	$ -	$ -
1376	625000939	376.1	$ -	$ -	$ -	$ -	$ -	$ -	$ -	$ -	$ -	$ -	$ -	$ -	$ -	$ -	$ -	$ -
1377	625000939	376.2	$ -	$ -	$ -	$ -	$ -	$ -	$ -	$ -	$ -	$ -	$ -	$ -	$ -	$ -	$ -	$ -
1378	625000939	376.4	$ -	$ -	$ -	$ -	$ -	$ -	$ -	$ -	$ -	$ -	$ -	$ -	$ -	$ -	$ -	$ -
1379	625000939	380.0	$ -	$ -	$ -	$ -	$ -	$ -	$ -	$ -	$ -	$ -	$ -	$ -	$ -	$ -	$ -	$ -
1380	601000940	367.1	$ -	$ -	$ -	$ -	$ -	$ -	$ -	$ -	$ -	$ -	$ -	$ -	$ -	$ -	$ -	$ -
1381	601000940	368.0	$ -	$ -	$ -	$ -	$ -	$ -	$ -	$ -	$ -	$ -	$ -	$ -	$ -	$ -	$ -	$ -
1382	601000940	369.0	$ -	$ -	$ -	$ -	$ -	$ -	$ -	$ -	$ -	$ -	$ -	$ -	$ -	$ -	$ -	$ -
1383	633000941	376.1	$ -	$ -	$ -	$ -	$ -	$ -	$ -	$ -	$ -	$ -	$ -	$ -	$ -	$ -	$ -	$ -
1384	633000941	376.2	$ -	$ -	$ -	$ -	$ -	$ -	$ -	$ -	$ -	$ -	$ -	$ -	$ -	$ -	$ -	$ -
1385	633000941	376.4	$ -	$ -	$ -	$ -	$ -	$ -	$ -	$ -	$ -	$ -	$ -	$ -	$ -	$ -	$ -	$ -
1386	633000941	380.0	$ -	$ -	$ -	$ -	$ -	$ -	$ -	$ -	$ -	$ -	$ -	$ -	$ -	$ -	$ -	$ -
1387	605000942	376.1	$ -	$ -	$ -	$ -	$ -	$ -	$ -	$ -	$ -	$ -	$ -	$ -	$ -	$ -	$ -	$ -
1388	605000942	376.2	$ -	$ -	$ -	$ -	$ -	$ -	$ -	$ -	$ -	$ -	$ -	$ -	$ -	$ -	$ -	$ -
1389	605000942	376.4	$ -	$ -	$ -	$ -	$ -	$ -	$ -	$ -	$ -	$ -	$ -	$ -	$ -	$ -	$ -	$ -
1390	605000942	380.0	$ -	$ -	$ -	$ -	$ -	$ -	$ -	$ -	$ -	$ -	$ -	$ -	$ -	$ -	$ -	$ -
1391	633000943	376.1	$ -	$ -	$ -	$ -	$ -	$ -	$ -	$ -	$ -	$ -	$ -	$ -	$ -	$ -	$ -	$ -
1392	633000943	376.2	$ -	$ -	$ -	$ -	$ -	$ -	$ -	$ -	$ -	$ -	$ -	$ -	$ -	$ -	$ -	$ -
1393	633000943	376.4	$ -	$ -	$ -	$ -	$ -	$ -	$ -	$ -	$ -	$ -	$ -	$ -	$ -	$ -	$ -	$ -
1394	633000943	380.0	$ -	$ -	$ -	$ -	$ -	$ -	$ -	$ -	$ -	$ -	$ -	$ -	$ -	$ -	$ -	$ -
1395	633000944	376.1	$ -	$ -	$ -	$ -	$ -	$ -	$ -	$ 2,930	$ 2,930	$ 2,930	$ 2,930	$ 2,930	$ 2,930	$ 2,930	$ 2,930	$ 2,930
1396	633000944	376.2	$ -	$ -	$ -	$ -	$ -	$ -	$ -	$ 2,192	$ 2,192	$ 2,192	$ 2,192	$ 2,192	$ 2,192	$ 2,192	$ 2,192	$ 2,192
1397	633000944	376.4	$ -	$ -	$ -	$ -	$ -	$ -	$ -	$ 2,224	$ 2,224	$ 2,224	$ 2,224	$ 2,224	$ 2,224	$ 2,224	$ 2,224	$ 2,224
1398	T610000945	367.1	$ -	$ -	$ -	$ -	$ -	$ -	$ -	$ -	$ -	$ -	$ -	$ -	$ -	$ -	$ -	$ -
1399	T610000945	368.0	$ -	$ -	$ -	$ -	$ -	$ -	$ -	$ -	$ -	$ -	$ -	$ -	$ -	$ -	$ -	$ -
1400	T610000945	369.0	$ -	$ -	$ -	$ -	$ -	$ -	$ -	$ -	$ -	$ -	$ -	$ -	$ -	$ -	$ -	$ -
1401	621000946	376.1	$ -	$ -	$ -	$ -	$ -	$ -	$ -	$ -	$ -	$ -	$ -	$ -	$ -	$ -	$ -	$ -
1402	621000946	376.2	$ -	$ -	$ -	$ -	$ -	$ -	$ -	$ -	$ -	$ -	$ -	$ -	$ -	$ -	$ -	$ -
1403	621000946	376.4	$ -	$ -	$ -	$ -	$ -	$ -	$ -	$ -	$ -	$ -	$ -	$ -	$ -	$ -	$ -	$ -
1404	621000946	380.0	$ -	$ -	$ -	$ -	$ -	$ -	$ -	$ -	$ -	$ -	$ -	$ -	$ -	$ -	$ -	$ -
1405	622000948	376.1	$ -	$ -	$ -	$ -	$ -	$ -	$ -	$ -	$ -	$ -	$ -	$ -	$ -	$ -	$ -	$ -
1406	622000948	376.2	$ -	$ -	$ -	$ -	$ -	$ -	$ -	$ -	$ -	$ -	$ -	$ -	$ -	$ -	$ -	$ -
1407	622000948	376.4	$ -	$ -	$ -	$ -	$ -	$ -	$ -	$ -	$ -	$ -	$ -	$ -	$ -	$ -	$ -	$ -

NEW MEXICO GAS COMPANY, INC.

Depreciation Activity
Base Period - 12 Months Ending March 31, 2023
Future Test Year - 12 Months Ending September 30, 2025

	A	B	S	T	U	V	W	X	Y	Z	AA	AB	AC	AD	AE	AF
1																
2			Activity	Activity	Activity	Activity	Activity	Activity	Activity	Activity	Activity	Activity	Activity	Activity	Activity	Activity
3	Investment Number / Beginning Balance	FERC Account	8/31/2024	9/30/2024	10/31/2024	11/30/2024	12/31/2024	1/31/2025	2/28/2025	3/31/2025	4/30/2025	5/31/2025	6/30/2025	7/31/2025	8/31/2025	9/30/2025
1356	684000932	376.2	$ -	$ -	$ -	$ -	$ -	$ -	$ -	$ -	$ -	$ -	$ -	$ -	$ -	$ -
1357	684000932	376.4	$ -	$ -	$ -	$ -	$ -	$ -	$ -	$ -	$ -	$ -	$ -	$ -	$ -	$ -
1358	684000934	376.1	$ -	$ -	$ -	$ -	$ -	$ -	$ -	$ -	$ -	$ -	$ -	$ -	$ -	$ -
1359	684000934	376.2	$ -	$ -	$ -	$ -	$ -	$ -	$ -	$ -	$ -	$ -	$ -	$ -	$ -	$ -
1360	684000934	376.4	$ -	$ -	$ -	$ -	$ -	$ -	$ -	$ -	$ -	$ -	$ -	$ -	$ -	$ -
1361	T610000935	367.1	$ -	$ -	$ -	$ -	$ -	$ -	$ -	$ -	$ -	$ -	$ -	$ -	$ -	$ -
1362	T610000935	368.0	$ -	$ -	$ -	$ -	$ -	$ -	$ -	$ -	$ -	$ -	$ -	$ -	$ -	$ -
1363	T610000935	369.0	$ -	$ -	$ -	$ -	$ -	$ -	$ -	$ -	$ -	$ -	$ -	$ -	$ -	$ -
1364	622000936	376.1	$ -	$ -	$ -	$ -	$ -	$ -	$ -	$ -	$ -	$ -	$ -	$ -	$ -	$ -
1365	622000936	376.2	$ -	$ -	$ -	$ -	$ -	$ -	$ -	$ -	$ -	$ -	$ -	$ -	$ -	$ -
1366	622000936	376.4	$ -	$ -	$ -	$ -	$ -	$ -	$ -	$ -	$ -	$ -	$ -	$ -	$ -	$ -
1367	622000936	380.0	$ -	$ -	$ -	$ -	$ -	$ -	$ -	$ -	$ -	$ -	$ -	$ -	$ -	$ -
1368	632000937	376.1	$ -	$ -	$ -	$ -	$ -	$ -	$ -	$ -	$ -	$ -	$ -	$ -	$ -	$ -
1369	632000937	376.2	$ -	$ -	$ -	$ -	$ -	$ -	$ -	$ -	$ -	$ -	$ -	$ -	$ -	$ -
1370	632000937	376.4	$ -	$ -	$ -	$ -	$ -	$ -	$ -	$ -	$ -	$ -	$ -	$ -	$ -	$ -
1371	632000937	380.0	$ -	$ -	$ -	$ -	$ -	$ -	$ -	$ -	$ -	$ -	$ -	$ -	$ -	$ -
1372	632000938	376.1	$ -	$ -	$ -	$ -	$ -	$ -	$ -	$ -	$ -	$ -	$ -	$ -	$ -	$ -
1373	632000938	376.2	$ -	$ -	$ -	$ -	$ -	$ -	$ -	$ -	$ -	$ -	$ -	$ -	$ -	$ -
1374	632000938	376.4	$ -	$ -	$ -	$ -	$ -	$ -	$ -	$ -	$ -	$ -	$ -	$ -	$ -	$ -
1375	632000938	380.0	$ -	$ -	$ -	$ -	$ -	$ -	$ -	$ -	$ -	$ -	$ -	$ -	$ -	$ -
1376	625000939	376.1	$ -	$ -	$ -	$ -	$ -	$ -	$ -	$ -	$ -	$ -	$ -	$ -	$ -	$ -
1377	625000939	376.2	$ -	$ -	$ -	$ -	$ -	$ -	$ -	$ -	$ -	$ -	$ -	$ -	$ -	$ -
1378	625000939	376.4	$ -	$ -	$ -	$ -	$ -	$ -	$ -	$ -	$ -	$ -	$ -	$ -	$ -	$ -
1379	625000939	380.0	$ -	$ -	$ -	$ -	$ -	$ -	$ -	$ -	$ -	$ -	$ -	$ -	$ -	$ -
1380	601000940	367.1	$ -	$ -	$ -	$ -	$ -	$ -	$ -	$ -	$ -	$ -	$ -	$ -	$ -	$ -
1381	601000940	368.0	$ -	$ -	$ -	$ -	$ -	$ -	$ -	$ -	$ -	$ -	$ -	$ -	$ -	$ -
1382	601000940	369.0	$ -	$ -	$ -	$ -	$ -	$ -	$ -	$ -	$ -	$ -	$ -	$ -	$ -	$ -
1383	633000941	376.1	$ -	$ -	$ -	$ -	$ -	$ -	$ -	$ -	$ -	$ -	$ -	$ -	$ -	$ -
1384	633000941	376.2	$ -	$ -	$ -	$ -	$ -	$ -	$ -	$ -	$ -	$ -	$ -	$ -	$ -	$ -
1385	633000941	376.4	$ -	$ -	$ -	$ -	$ -	$ -	$ -	$ -	$ -	$ -	$ -	$ -	$ -	$ -
1386	633000941	380.0	$ -	$ -	$ -	$ -	$ -	$ -	$ -	$ -	$ -	$ -	$ -	$ -	$ -	$ -
1387	605000942	376.1	$ -	$ -	$ -	$ -	$ -	$ -	$ -	$ -	$ -	$ -	$ -	$ -	$ -	$ -
1388	605000942	376.2	$ -	$ -	$ -	$ -	$ -	$ -	$ -	$ -	$ -	$ -	$ -	$ -	$ -	$ -
1389	605000942	376.4	$ -	$ -	$ -	$ -	$ -	$ -	$ -	$ -	$ -	$ -	$ -	$ -	$ -	$ -
1390	605000942	380.0	$ -	$ -	$ -	$ -	$ -	$ -	$ -	$ -	$ -	$ -	$ -	$ -	$ -	$ -
1391	633000943	376.1	$ -	$ -	$ -	$ -	$ -	$ -	$ -	$ -	$ -	$ -	$ -	$ -	$ -	$ -
1392	633000943	376.2	$ -	$ -	$ -	$ -	$ -	$ -	$ -	$ -	$ -	$ -	$ -	$ -	$ -	$ -
1393	633000943	376.4	$ -	$ -	$ -	$ -	$ -	$ -	$ -	$ -	$ -	$ -	$ -	$ -	$ -	$ -
1394	633000943	380.0	$ -	$ -	$ -	$ -	$ -	$ -	$ -	$ -	$ -	$ -	$ -	$ -	$ -	$ -
1395	633000944	376.1	$ 2,930	$ 2,930	$ 2,930	$ 2,930	$ 2,930	$ 2,930	$ 2,930	$ 2,930	$ 2,930	$ 2,930	$ 2,930	$ 2,930	$ 2,930	$ 2,930
1396	633000944	376.2	$ 2,192	$ 2,192	$ 2,192	$ 2,192	$ 2,192	$ 2,192	$ 2,192	$ 2,192	$ 2,192	$ 2,192	$ 2,192	$ 2,192	$ 2,192	$ 2,192
1397	633000944	376.4	$ 2,224	$ 2,224	$ 2,224	$ 2,224	$ 2,224	$ 2,224	$ 2,224	$ 2,224	$ 2,224	$ 2,224	$ 2,224	$ 2,224	$ 2,224	$ 2,224
1398	T610000945	367.1	$ -	$ -	$ -	$ -	$ -	$ -	$ -	$ -	$ -	$ -	$ -	$ -	$ -	$ -
1399	T610000945	368.0	$ -	$ -	$ -	$ -	$ -	$ -	$ -	$ -	$ -	$ -	$ -	$ -	$ -	$ -
1400	T610000945	369.0	$ -	$ -	$ -	$ -	$ -	$ -	$ -	$ -	$ -	$ -	$ -	$ -	$ -	$ -
1401	621000946	376.1	$ -	$ -	$ -	$ -	$ -	$ -	$ -	$ -	$ -	$ -	$ -	$ -	$ -	$ -
1402	621000946	376.2	$ -	$ -	$ -	$ -	$ -	$ -	$ -	$ -	$ -	$ -	$ -	$ -	$ -	$ -
1403	621000946	376.4	$ -	$ -	$ -	$ -	$ -	$ -	$ -	$ -	$ -	$ -	$ -	$ -	$ -	$ -
1404	621000946	380.0	$ -	$ -	$ -	$ -	$ -	$ -	$ -	$ -	$ -	$ -	$ -	$ -	$ -	$ -
1405	622000948	376.1	$ -	$ -	$ -	$ -	$ -	$ -	$ -	$ -	$ -	$ -	$ -	$ -	$ -	$ -
1406	622000948	376.2	$ -	$ -	$ -	$ -	$ -	$ -	$ -	$ -	$ -	$ -	$ -	$ -	$ -	$ -
1407	622000948	376.4	$ -	$ -	$ -	$ -	$ -	$ -	$ -	$ -	$ -	$ -	$ -	$ -	$ -	$ -

Sponsored by NMGC Witness Erik C. Buchanan

NEW MEXICO GAS COMPANY, INC.

Depreciation Activity
Base Period - 12 Months Ending March 31, 2023
Future Test Year - 12 Months Ending September 30, 2025

	A	B	C	D	E	F	G	H	I	J	K	L	M	N	O	P	Q	R
1																		
2			Activity	Activity	Activity	Activity	Activity	Activity	Activity	Activity	Activity	Activity	Activity	Activity	Activity	Activity	Activity	Activity
3	Investment Number / Beginning Balance	FERC Account	4/30/2023	5/31/2023	6/30/2023	7/31/2023	8/31/2023	9/30/2023	10/31/2023	11/30/2023	12/31/2023	1/31/2024	2/29/2024	3/31/2024	4/30/2024	5/31/2024	6/30/2024	7/31/2024
1408	622000948	380.0	$ -	$ -	$ -	$ -	$ -	$ -	$ -	$ -	$ -	$ -	$ -	$ -	$ -	$ -	$ -	$ -
1409	632000949	376.1	$ -	$ -	$ -	$ -	$ -	$ -	$ -	$ -	$ -	$ -	$ -	$ -	$ -	$ -	$ -	$ -
1410	632000949	376.2	$ -	$ -	$ -	$ -	$ -	$ -	$ -	$ -	$ -	$ -	$ -	$ -	$ -	$ -	$ -	$ -
1411	632000949	376.4	$ -	$ -	$ -	$ -	$ -	$ -	$ -	$ -	$ -	$ -	$ -	$ -	$ -	$ -	$ -	$ -
1412	632000949	380.0	$ -	$ -	$ -	$ -	$ -	$ -	$ -	$ -	$ -	$ -	$ -	$ -	$ -	$ -	$ -	$ -
1413	T660000950	367.1	$ -	$ -	$ -	$ -	$ -	$ -	$ -	$ -	$ -	$ -	$ -	$ -	$ -	$ -	$ -	$ -
1414	T660000950	368.0	$ -	$ -	$ -	$ -	$ -	$ -	$ -	$ -	$ -	$ -	$ -	$ -	$ -	$ -	$ -	$ -
1415	T660000950	369.0	$ -	$ -	$ -	$ -	$ -	$ -	$ -	$ -	$ -	$ -	$ -	$ -	$ -	$ -	$ -	$ -
1416	632000951	376.1	$ -	$ -	$ 0	$ 0	$ 0	$ 0	$ 0	$ 0	$ 0	$ 0	$ 0	$ 0	$ 0	$ 0	$ 0	$ 0
1417	632000951	376.2	$ -	$ -	$ 0	$ 0	$ 0	$ 0	$ 0	$ 0	$ 0	$ 0	$ 0	$ 0	$ 0	$ 0	$ 0	$ 0
1418	632000951	376.4	$ -	$ -	$ 0	$ 0	$ 0	$ 0	$ 0	$ 0	$ 0	$ 0	$ 0	$ 0	$ 0	$ 0	$ 0	$ 0
1419	632000951	380.0	$ -	$ -	$ 0	$ 0	$ 0	$ 0	$ 0	$ 0	$ 0	$ 0	$ 0	$ 0	$ 0	$ 0	$ 0	$ 0
1420	633000952	376.1	$ -	$ 7	$ 7	$ 7	$ 7	$ 7	$ 7	$ 7	$ 7	$ 7	$ 7	$ 7	$ 7	$ 7	$ 7	$ 7
1421	633000952	376.2	$ -	$ 43	$ 43	$ 43	$ 43	$ 44	$ 44	$ 44	$ 44	$ 44	$ 44	$ 44	$ 44	$ 44	$ 44	$ 44
1422	633000952	376.4	$ -	$ 6	$ 6	$ 6	$ 6	$ 6	$ 6	$ 6	$ 6	$ 6	$ 6	$ 6	$ 6	$ 6	$ 6	$ 6
1423	633000952	380.0	$ -	$ 21	$ 21	$ 21	$ 21	$ 9	$ 9	$ 9	$ 9	$ 9	$ 9	$ 9	$ 9	$ 9	$ 9	$ 9
1424	633000953	376.1	$ -	$ -	$ -	$ -	$ -	$ -	$ -	$ -	$ -	$ -	$ -	$ -	$ -	$ -	$ -	$ -
1425	633000953	376.2	$ -	$ -	$ -	$ -	$ -	$ -	$ -	$ -	$ -	$ -	$ -	$ -	$ -	$ -	$ -	$ -
1426	633000953	376.4	$ -	$ -	$ -	$ -	$ -	$ -	$ -	$ -	$ -	$ -	$ -	$ -	$ -	$ -	$ -	$ -
1427	633000953	380.0	$ -	$ -	$ -	$ -	$ -	$ -	$ -	$ -	$ -	$ -	$ -	$ -	$ -	$ -	$ -	$ -
1428	T610000954	367.1	$ -	$ -	$ -	$ -	$ -	$ -	$ -	$ -	$ -	$ -	$ -	$ -	$ -	$ -	$ -	$ -
1429	T610000954	368.0	$ -	$ -	$ -	$ -	$ -	$ -	$ -	$ -	$ -	$ -	$ -	$ -	$ -	$ -	$ -	$ -
1430	T610000954	369.0	$ -	$ -	$ -	$ -	$ -	$ -	$ -	$ -	$ -	$ -	$ -	$ -	$ -	$ -	$ -	$ -
1431	633000955	376.1	$ -	$ -	$ -	$ -	$ -	$ -	$ -	$ -	$ -	$ -	$ -	$ -	$ -	$ -	$ -	$ -
1432	633000955	376.2	$ -	$ -	$ -	$ -	$ -	$ -	$ -	$ -	$ -	$ -	$ -	$ -	$ -	$ -	$ -	$ -
1433	633000955	376.4	$ -	$ -	$ -	$ -	$ -	$ -	$ -	$ -	$ -	$ -	$ -	$ -	$ -	$ -	$ -	$ -
1434	601000956	391.2	$ -	$ -	$ -	$ -	$ -	$ -	$ -	$ -	$ -	$ -	$ -	$ -	$ -	$ -	$ -	$ -
1435	601000956	397.0	$ -	$ -	$ -	$ -	$ -	$ -	$ -	$ -	$ -	$ -	$ -	$ -	$ -	$ -	$ -	$ -
1436	601000956	398.0	$ -	$ -	$ -	$ -	$ -	$ -	$ -	$ -	$ -	$ -	$ -	$ -	$ -	$ -	$ -	$ -
1437	620000957	376.1	$ -	$ -	$ -	$ -	$ -	$ -	$ -	$ -	$ -	$ -	$ -	$ -	$ -	$ -	$ -	$ -
1438	620000957	376.2	$ -	$ -	$ -	$ -	$ -	$ -	$ -	$ -	$ -	$ -	$ -	$ -	$ -	$ -	$ -	$ -
1439	620000957	376.4	$ -	$ -	$ -	$ -	$ -	$ -	$ -	$ -	$ -	$ -	$ -	$ -	$ -	$ -	$ -	$ -
1440	620000957	380.0	$ -	$ -	$ -	$ -	$ -	$ -	$ -	$ -	$ -	$ -	$ -	$ -	$ -	$ -	$ -	$ -
1441	611000958	376.2	$ -	$ -	$ -	$ -	$ -	$ -	$ -	$ -	$ -	$ -	$ -	$ -	$ -	$ -	$ -	$ -
1442	601000959	303.3	$ -	$ -	$ -	$ -	$ -	$ -	$ -	$ -	$ -	$ -	$ -	$ -	$ -	$ -	$ -	$ -
1443	601000960	303.3	$ -	$ -	$ 5,312	$ 5,312	$ 5,312	$ 5,312	$ 5,312	$ 5,312	$ 5,312	$ 5,312	$ 5,312	$ 5,312	$ 5,312	$ 5,312	$ 5,312	$ 5,312
1444	610000961	376.1	$ -	$ -	$ -	$ -	$ -	$ -	$ -	$ -	$ -	$ -	$ -	$ -	$ -	$ -	$ -	$ -
1445	610000961	376.2	$ -	$ -	$ -	$ -	$ -	$ -	$ -	$ -	$ -	$ -	$ -	$ -	$ -	$ -	$ -	$ -
1446	610000961	376.4	$ -	$ -	$ -	$ -	$ -	$ -	$ -	$ -	$ -	$ -	$ -	$ -	$ -	$ -	$ -	$ -
1447	610000961	380.0	$ -	$ -	$ -	$ -	$ -	$ -	$ -	$ -	$ -	$ -	$ -	$ -	$ -	$ -	$ -	$ -
1448	610000962	376.1	$ -	$ -	$ -	$ -	$ -	$ -	$ -	$ -	$ -	$ -	$ -	$ -	$ -	$ -	$ -	$ -
1449	610000962	376.2	$ -	$ -	$ -	$ -	$ -	$ -	$ -	$ -	$ -	$ -	$ -	$ -	$ -	$ -	$ -	$ -
1450	610000962	376.4	$ -	$ -	$ -	$ -	$ -	$ -	$ -	$ -	$ -	$ -	$ -	$ -	$ -	$ -	$ -	$ -
1451	610000962	380.0	$ -	$ -	$ -	$ -	$ -	$ -	$ -	$ -	$ -	$ -	$ -	$ -	$ -	$ -	$ -	$ -
1452	610000963	376.1	$ -	$ -	$ -	$ -	$ -	$ -	$ -	$ -	$ -	$ -	$ -	$ -	$ -	$ -	$ -	$ -
1453	610000963	376.2	$ -	$ -	$ -	$ -	$ -	$ -	$ -	$ -	$ -	$ -	$ -	$ -	$ -	$ -	$ -	$ -
1454	610000963	376.4	$ -	$ -	$ -	$ -	$ -	$ -	$ -	$ -	$ -	$ -	$ -	$ -	$ -	$ -	$ -	$ -
1455	610000963	380.0	$ -	$ -	$ -	$ -	$ -	$ -	$ -	$ -	$ -	$ -	$ -	$ -	$ -	$ -	$ -	$ -
1456	610000964	376.1	$ -	$ -	$ -	$ -	$ -	$ -	$ -	$ -	$ -	$ -	$ -	$ -	$ -	$ -	$ -	$ -
1457	610000964	376.2	$ -	$ -	$ -	$ -	$ -	$ -	$ -	$ -	$ -	$ -	$ -	$ -	$ -	$ -	$ -	$ -
1458	610000964	376.4	$ -	$ -	$ -	$ -	$ -	$ -	$ -	$ -	$ -	$ -	$ -	$ -	$ -	$ -	$ -	$ -
1459	610000964	380.0	$ -	$ -	$ -	$ -	$ -	$ -	$ -	$ -	$ -	$ -	$ -	$ -	$ -	$ -	$ -	$ -

Sponsored by NMGC Witness Erik C. Buchanan

WP Plant 4 Deprec Activity

NEW MEXICO GAS COMPANY, INC.

Depreciation Activity
Base Period - 12 Months Ending March 31, 2023
Future Test Year - 12 Months Ending September 30, 2025

	A	B	S	T	U	V	W	X	Y	Z	AA	AB	AC	AD	AE	AF
1																
2			Activity	Activity	Activity	Activity	Activity	Activity	Activity	Activity	Activity	Activity	Activity	Activity	Activity	Activity
3	Investment Number / Beginning Balance	FERC Account	8/31/2024	9/30/2024	10/31/2024	11/30/2024	12/31/2024	1/31/2025	2/28/2025	3/31/2025	4/30/2025	5/31/2025	6/30/2025	7/31/2025	8/31/2025	9/30/2025
1408	622000948	380.0	$ -	$ -	$ -	$ -	$ -	$ -	$ -	$ -	$ -	$ -	$ -	$ -	$ -	$ -
1409	632000949	376.1	$ -	$ -	$ -	$ -	$ -	$ -	$ -	$ -	$ -	$ -	$ -	$ -	$ -	$ -
1410	632000949	376.2	$ -	$ -	$ -	$ -	$ -	$ -	$ -	$ -	$ -	$ -	$ -	$ -	$ -	$ -
1411	632000949	376.4	$ -	$ -	$ -	$ -	$ -	$ -	$ -	$ -	$ -	$ -	$ -	$ -	$ -	$ -
1412	632000949	380.0	$ -	$ -	$ -	$ -	$ -	$ -	$ -	$ -	$ -	$ -	$ -	$ -	$ -	$ -
1413	T660000950	367.1	$ -	$ -	$ -	$ -	$ -	$ -	$ 823	$ 823	$ 823	$ 823	$ 823	$ 823	$ 823	$ 823
1414	T660000950	368.0	$ -	$ -	$ -	$ -	$ -	$ -	$ 158	$ 158	$ 158	$ 158	$ 158	$ 158	$ 158	$ 158
1415	T660000950	369.0	$ -	$ -	$ -	$ -	$ -	$ -	$ 327	$ 327	$ 327	$ 327	$ 327	$ 327	$ 327	$ 327
1416	632000951	376.1	$ 0	$ 0	$ 0	$ 0	$ 0	$ 0	$ 0	$ 0	$ 0	$ 0	$ 0	$ 0	$ 0	$ 0
1417	632000951	376.2	$ 0	$ 0	$ 0	$ 0	$ 0	$ 0	$ 0	$ 0	$ 0	$ 0	$ 0	$ 0	$ 0	$ 0
1418	632000951	376.4	$ 0	$ 0	$ 0	$ 0	$ 0	$ 0	$ 0	$ 0	$ 0	$ 0	$ 0	$ 0	$ 0	$ 0
1419	632000951	380.0	$ 0	$ 0	$ 0	$ 0	$ 0	$ 0	$ 0	$ 0	$ 0	$ 0	$ 0	$ 0	$ 0	$ 0
1420	633000952	376.1	$ 7	$ 7	$ 7	$ 7	$ 7	$ 7	$ 7	$ 7	$ 7	$ 7	$ 7	$ 7	$ 7	$ 7
1421	633000952	376.2	$ 44	$ 44	$ 44	$ 44	$ 44	$ 44	$ 44	$ 44	$ 44	$ 44	$ 44	$ 44	$ 44	$ 44
1422	633000952	376.4	$ 6	$ 6	$ 6	$ 6	$ 6	$ 6	$ 6	$ 6	$ 6	$ 6	$ 6	$ 6	$ 6	$ 6
1423	633000952	380.0	$ 9	$ 9	$ 9	$ 9	$ 9	$ 9	$ 9	$ 9	$ 9	$ 9	$ 9	$ 9	$ 9	$ 9
1424	633000953	376.1	$ -	$ -	$ -	$ -	$ -	$ -	$ -	$ -	$ -	$ -	$ -	$ -	$ -	$ -
1425	633000953	376.2	$ -	$ -	$ -	$ -	$ -	$ -	$ -	$ -	$ -	$ -	$ -	$ -	$ -	$ -
1426	633000953	376.4	$ -	$ -	$ -	$ -	$ -	$ -	$ -	$ -	$ -	$ -	$ -	$ -	$ -	$ -
1427	633000953	380.0	$ -	$ -	$ -	$ -	$ -	$ -	$ -	$ -	$ -	$ -	$ -	$ -	$ -	$ -
1428	T610000954	367.1	$ -	$ -	$ -	$ -	$ -	$ -	$ -	$ -	$ -	$ -	$ -	$ -	$ -	$ -
1429	T610000954	368.0	$ -	$ -	$ -	$ -	$ -	$ -	$ -	$ -	$ -	$ -	$ -	$ -	$ -	$ -
1430	T610000954	369.0	$ -	$ -	$ -	$ -	$ -	$ -	$ -	$ -	$ -	$ -	$ -	$ -	$ -	$ -
1431	633000955	376.1	$ -	$ 1,731	$ 1,731	$ 1,731	$ 1,731	$ 1,731	$ 1,731	$ 1,731	$ 1,731	$ 1,731	$ 1,731	$ 1,731	$ 1,731	$ 1,731
1432	633000955	376.2	$ -	$ 1,295	$ 1,295	$ 1,295	$ 1,295	$ 1,295	$ 1,295	$ 1,295	$ 1,295	$ 1,295	$ 1,295	$ 1,295	$ 1,295	$ 1,295
1433	633000955	376.4	$ -	$ 1,314	$ 1,314	$ 1,314	$ 1,314	$ 1,314	$ 1,314	$ 1,314	$ 1,314	$ 1,314	$ 1,314	$ 1,314	$ 1,314	$ 1,314
1434	601000956	391.2	$ -	$ -	$ -	$ -	$ -	$ -	$ -	$ -	$ -	$ -	$ -	$ -	$ -	$ -
1435	601000956	397.0	$ -	$ -	$ -	$ -	$ -	$ -	$ -	$ -	$ -	$ -	$ -	$ -	$ -	$ -
1436	601000956	398.0	$ -	$ -	$ -	$ -	$ -	$ -	$ -	$ -	$ -	$ -	$ -	$ -	$ -	$ -
1437	620000957	376.1	$ -	$ -	$ -	$ -	$ -	$ -	$ -	$ -	$ -	$ -	$ -	$ -	$ -	$ -
1438	620000957	376.2	$ -	$ -	$ -	$ -	$ -	$ -	$ -	$ -	$ -	$ -	$ -	$ -	$ -	$ -
1439	620000957	376.4	$ -	$ -	$ -	$ -	$ -	$ -	$ -	$ -	$ -	$ -	$ -	$ -	$ -	$ -
1440	620000957	380.0	$ -	$ -	$ -	$ -	$ -	$ -	$ -	$ -	$ -	$ -	$ -	$ -	$ -	$ -
1441	611000958	376.2	$ -	$ -	$ -	$ -	$ -	$ -	$ -	$ -	$ -	$ -	$ -	$ -	$ -	$ -
1442	601000959	303.3	$ -	$ -	$ -	$ -	$ -	$ -	$ -	$ -	$ -	$ -	$ -	$ -	$ -	$ -
1443	601000960	303.3	$ 5,312	$ 5,312	$ 5,312	$ 5,312	$ 5,312	$ 5,312	$ 5,312	$ 5,312	$ 5,312	$ 5,312	$ 5,312	$ 5,312	$ 5,312	$ 5,312
1444	610000961	376.1	$ -	$ -	$ -	$ -	$ -	$ -	$ -	$ -	$ -	$ -	$ -	$ -	$ -	$ -
1445	610000961	376.2	$ -	$ -	$ -	$ -	$ -	$ -	$ -	$ -	$ -	$ -	$ -	$ -	$ -	$ -
1446	610000961	376.4	$ -	$ -	$ -	$ -	$ -	$ -	$ -	$ -	$ -	$ -	$ -	$ -	$ -	$ -
1447	610000961	380.0	$ -	$ -	$ -	$ -	$ -	$ -	$ -	$ -	$ -	$ -	$ -	$ -	$ -	$ -
1448	610000962	376.1	$ -	$ -	$ -	$ -	$ -	$ -	$ -	$ -	$ -	$ -	$ -	$ -	$ -	$ 83
1449	610000962	376.2	$ -	$ -	$ -	$ -	$ -	$ -	$ -	$ -	$ -	$ -	$ -	$ -	$ -	$ 558
1450	610000962	376.4	$ -	$ -	$ -	$ -	$ -	$ -	$ -	$ -	$ -	$ -	$ -	$ -	$ -	$ 71
1451	610000962	380.0	$ -	$ -	$ -	$ -	$ -	$ -	$ -	$ -	$ -	$ -	$ -	$ -	$ -	$ 114
1452	610000963	376.1	$ -	$ -	$ -	$ -	$ 26	$ 26	$ 26	$ 26	$ 26	$ 26	$ 26	$ 26	$ 26	$ 26
1453	610000963	376.2	$ -	$ -	$ -	$ -	$ 175	$ 175	$ 175	$ 175	$ 175	$ 175	$ 175	$ 175	$ 175	$ 175
1454	610000963	376.4	$ -	$ -	$ -	$ -	$ 22	$ 22	$ 22	$ 22	$ 22	$ 22	$ 22	$ 22	$ 22	$ 22
1455	610000963	380.0	$ -	$ -	$ -	$ -	$ 36	$ 36	$ 36	$ 36	$ 36	$ 36	$ 36	$ 36	$ 36	$ 36
1456	610000964	376.1	$ -	$ -	$ -	$ -	$ -	$ -	$ -	$ -	$ -	$ -	$ -	$ -	$ -	$ -
1457	610000964	376.2	$ -	$ -	$ -	$ -	$ -	$ -	$ -	$ -	$ -	$ -	$ -	$ -	$ -	$ -
1458	610000964	376.4	$ -	$ -	$ -	$ -	$ -	$ -	$ -	$ -	$ -	$ -	$ -	$ -	$ -	$ -
1459	610000964	380.0	$ -	$ -	$ -	$ -	$ -	$ -	$ -	$ -	$ -	$ -	$ -	$ -	$ -	$ -

NEW MEXICO GAS COMPANY, INC.

Depreciation Activity
Base Period - 12 Months Ending March 31, 2023
Future Test Year - 12 Months Ending September 30, 2025

	A	B	C	D	E	F	G	H	I	J	K	L	M	N	O	P	Q	R
1																		
2			Activity	Activity	Activity	Activity	Activity	Activity	Activity	Activity	Activity	Activity	Activity	Activity	Activity	Activity	Activity	Activity
3	Investment Number / Beginning Balance	FERC Account	4/30/2023	5/31/2023	6/30/2023	7/31/2023	8/31/2023	9/30/2023	10/31/2023	11/30/2023	12/31/2023	1/31/2024	2/29/2024	3/31/2024	4/30/2024	5/31/2024	6/30/2024	7/31/2024
1460	610000965	376.1	$ -	$ -	$ -	$ -	$ -	$ -	$ -	$ -	$ -	$ -	$ -	$ -	$ -	$ -	$ -	$ -
1461	610000965	376.2	$ -	$ -	$ -	$ -	$ -	$ -	$ -	$ -	$ -	$ -	$ -	$ -	$ -	$ -	$ -	$ -
1462	610000965	376.4	$ -	$ -	$ -	$ -	$ -	$ -	$ -	$ -	$ -	$ -	$ -	$ -	$ -	$ -	$ -	$ -
1463	610000965	380.0	$ -	$ -	$ -	$ -	$ -	$ -	$ -	$ -	$ -	$ -	$ -	$ -	$ -	$ -	$ -	$ -
1464	620000966	376.1	$ -	$ -	$ -	$ -	$ -	$ -	$ -	$ -	$ -	$ -	$ -	$ -	$ -	$ -	$ -	$ -
1465	620000966	376.2	$ -	$ -	$ -	$ -	$ -	$ -	$ -	$ -	$ -	$ -	$ -	$ -	$ -	$ -	$ -	$ -
1466	620000966	376.4	$ -	$ -	$ -	$ -	$ -	$ -	$ -	$ -	$ -	$ -	$ -	$ -	$ -	$ -	$ -	$ -
1467	620000966	380.0	$ -	$ -	$ -	$ -	$ -	$ -	$ -	$ -	$ -	$ -	$ -	$ -	$ -	$ -	$ -	$ -
1468	620000967	376.1	$ -	$ -	$ -	$ -	$ -	$ -	$ -	$ -	$ -	$ -	$ -	$ -	$ -	$ -	$ -	$ -
1469	620000967	376.2	$ -	$ -	$ -	$ -	$ -	$ -	$ -	$ -	$ -	$ -	$ -	$ -	$ -	$ -	$ -	$ -
1470	620000967	376.4	$ -	$ -	$ -	$ -	$ -	$ -	$ -	$ -	$ -	$ -	$ -	$ -	$ -	$ -	$ -	$ -
1471	620000967	380.0	$ -	$ -	$ -	$ -	$ -	$ -	$ -	$ -	$ -	$ -	$ -	$ -	$ -	$ -	$ -	$ -
1472	610000968	376.1	$ -	$ -	$ -	$ -	$ -	$ -	$ -	$ -	$ -	$ -	$ -	$ -	$ -	$ -	$ -	$ -
1473	610000968	376.2	$ -	$ -	$ -	$ -	$ -	$ -	$ -	$ -	$ -	$ -	$ -	$ -	$ -	$ -	$ -	$ -
1474	610000968	376.4	$ -	$ -	$ -	$ -	$ -	$ -	$ -	$ -	$ -	$ -	$ -	$ -	$ -	$ -	$ -	$ -
1475	610000968	380.0	$ -	$ -	$ -	$ -	$ -	$ -	$ -	$ -	$ -	$ -	$ -	$ -	$ -	$ -	$ -	$ -
1476	625000969	376.1	$ -	$ 2	$ 2	$ 2	$ 2	$ 2	$ 2	$ 2	$ 2	$ 2	$ 2	$ 2	$ 2	$ 2	$ 2	$ 2
1477	625000969	376.2	$ -	$ 10	$ 10	$ 10	$ 10	$ 10	$ 10	$ 10	$ 10	$ 10	$ 10	$ 10	$ 10	$ 10	$ 10	$ 10
1478	625000969	376.4	$ -	$ 1	$ 1	$ 1	$ 1	$ 1	$ 1	$ 1	$ 1	$ 1	$ 1	$ 1	$ 1	$ 1	$ 1	$ 1
1479	625000969	380.0	$ -	$ 5	$ 5	$ 5	$ 5	$ 2	$ 2	$ 2	$ 2	$ 2	$ 2	$ 2	$ 2	$ 2	$ 2	$ 2
1480	T626000971	376.1	$ -	$ -	$ -	$ -	$ -	$ -	$ -	$ -	$ -	$ -	$ -	$ -	$ -	$ -	$ -	$ -
1481	T626000971	376.2	$ -	$ -	$ -	$ -	$ -	$ -	$ -	$ -	$ -	$ -	$ -	$ -	$ -	$ -	$ -	$ -
1482	T626000971	376.4	$ -	$ -	$ -	$ -	$ -	$ -	$ -	$ -	$ -	$ -	$ -	$ -	$ -	$ -	$ -	$ -
1483	T626000971	380.0	$ -	$ -	$ -	$ -	$ -	$ -	$ -	$ -	$ -	$ -	$ -	$ -	$ -	$ -	$ -	$ -
1484	660000975	376.1	$ -	$ -	$ -	$ -	$ -	$ -	$ -	$ -	$ -	$ -	$ -	$ -	$ -	$ -	$ -	$ -
1485	660000975	376.2	$ -	$ -	$ -	$ -	$ -	$ -	$ -	$ -	$ -	$ -	$ -	$ -	$ -	$ -	$ -	$ -
1486	660000975	376.4	$ -	$ -	$ -	$ -	$ -	$ -	$ -	$ -	$ -	$ -	$ -	$ -	$ -	$ -	$ -	$ -
1487	660000975	380.0	$ -	$ -	$ -	$ -	$ -	$ -	$ -	$ -	$ -	$ -	$ -	$ -	$ -	$ -	$ -	$ -
1488	T626000976	367.1	$ -	$ -	$ -	$ -	$ -	$ -	$ -	$ -	$ -	$ -	$ -	$ -	$ -	$ -	$ -	$ -
1489	T626000976	368.0	$ -	$ -	$ -	$ -	$ -	$ -	$ -	$ -	$ -	$ -	$ -	$ -	$ -	$ -	$ -	$ -
1490	T626000976	369.0	$ -	$ -	$ -	$ -	$ -	$ -	$ -	$ -	$ -	$ -	$ -	$ -	$ -	$ -	$ -	$ -
1491	601000977	392.0	$ -	$ -	$ -	$ -	$ -	$ -	$ -	$ -	$ -	$ -	$ -	$ -	$ -	$ -	$ -	$ -
1492	601000977	392.1	$ -	$ -	$ -	$ -	$ -	$ -	$ -	$ -	$ -	$ -	$ -	$ -	$ -	$ -	$ -	$ -
1493	601000977	392.2	$ -	$ -	$ -	$ -	$ -	$ -	$ -	$ -	$ -	$ -	$ -	$ -	$ -	$ -	$ -	$ -
1494	601000977	392.3	$ -	$ -	$ -	$ -	$ -	$ -	$ -	$ -	$ -	$ -	$ -	$ -	$ -	$ -	$ -	$ -
1495	626000978	376.1	$ -	$ -	$ -	$ -	$ -	$ -	$ -	$ -	$ -	$ -	$ -	$ -	$ -	$ -	$ -	$ -
1496	626000978	376.2	$ -	$ -	$ -	$ -	$ -	$ -	$ -	$ -	$ -	$ -	$ -	$ -	$ -	$ -	$ -	$ -
1497	626000978	376.4	$ -	$ -	$ -	$ -	$ -	$ -	$ -	$ -	$ -	$ -	$ -	$ -	$ -	$ -	$ -	$ -
1498	601000979	393.0	$ -	$ -	$ -	$ -	$ -	$ -	$ -	$ -	$ -	$ -	$ -	$ -	$ -	$ -	$ -	$ -
1499	601000979	396.0	$ -	$ -	$ -	$ -	$ -	$ -	$ -	$ -	$ -	$ -	$ -	$ -	$ -	$ -	$ -	$ -
1500	660000980	376.1	$ -	$ -	$ -	$ -	$ -	$ -	$ -	$ -	$ -	$ -	$ -	$ -	$ -	$ -	$ -	$ -
1501	660000980	376.2	$ -	$ -	$ -	$ -	$ -	$ -	$ -	$ -	$ -	$ -	$ -	$ -	$ -	$ -	$ -	$ -
1502	660000980	376.4	$ -	$ -	$ -	$ -	$ -	$ -	$ -	$ -	$ -	$ -	$ -	$ -	$ -	$ -	$ -	$ -
1503	660000980	380.0	$ -	$ -	$ -	$ -	$ -	$ -	$ -	$ -	$ -	$ -	$ -	$ -	$ -	$ -	$ -	$ -
1504	T680000981	368.0	$ -	$ -	$ -	$ -	$ -	$ -	$ -	$ -	$ -	$ -	$ -	$ -	$ -	$ -	$ -	$ -
1505	T680000981	369.0	$ -	$ -	$ -	$ -	$ -	$ -	$ -	$ -	$ -	$ -	$ -	$ -	$ -	$ -	$ -	$ -
1506	660000982	376.1	$ -	$ -	$ -	$ -	$ -	$ -	$ -	$ -	$ -	$ -	$ -	$ -	$ -	$ -	$ -	$ -
1507	660000982	376.2	$ -	$ -	$ -	$ -	$ -	$ -	$ -	$ -	$ -	$ -	$ -	$ -	$ -	$ -	$ -	$ -
1508	660000982	376.4	$ -	$ -	$ -	$ -	$ -	$ -	$ -	$ -	$ -	$ -	$ -	$ -	$ -	$ -	$ -	$ -
1509	660000982	380.0	$ -	$ -	$ -	$ -	$ -	$ -	$ -	$ -	$ -	$ -	$ -	$ -	$ -	$ -	$ -	$ -
1510	660000983	376.1	$ -	$ -	$ -	$ -	$ -	$ -	$ -	$ -	$ -	$ -	$ -	$ -	$ -	$ -	$ -	$ -
1511	660000983	376.2	$ -	$ -	$ -	$ -	$ -	$ -	$ -	$ -	$ -	$ -	$ -	$ -	$ -	$ -	$ -	$ -

NEW MEXICO GAS COMPANY, INC.

Depreciation Activity
Base Period - 12 Months Ending March 31, 2023
Future Test Year - 12 Months Ending September 30, 2025

	A	B	S	T	U	V	W	X	Y	Z	AA	AB	AC	AD	AE	AF
1																
2			Activity	Activity	Activity	Activity	Activity	Activity	Activity	Activity	Activity	Activity	Activity	Activity	Activity	Activity
3	Investment Number / Beginning Balance	FERC Account	8/31/2024	9/30/2024	10/31/2024	11/30/2024	12/31/2024	1/31/2025	2/28/2025	3/31/2025	4/30/2025	5/31/2025	6/30/2025	7/31/2025	8/31/2025	9/30/2025
1460	610000965	376.1	$ -	$ -	$ -	$ -	$ -	$ -	$ -	$ -	$ -	$ -	$ -	$ -	$ -	$ -
1461	610000965	376.2	$ -	$ -	$ -	$ -	$ -	$ -	$ -	$ -	$ -	$ -	$ -	$ -	$ -	$ -
1462	610000965	376.4	$ -	$ -	$ -	$ -	$ -	$ -	$ -	$ -	$ -	$ -	$ -	$ -	$ -	$ -
1463	610000965	380.0	$ -	$ -	$ -	$ -	$ -	$ -	$ -	$ -	$ -	$ -	$ -	$ -	$ -	$ -
1464	620000966	376.1	$ -	$ -	$ -	$ -	$ -	$ -	$ -	$ -	$ -	$ -	$ -	$ -	$ -	$ -
1465	620000966	376.2	$ -	$ -	$ -	$ -	$ -	$ -	$ -	$ -	$ -	$ -	$ -	$ -	$ -	$ -
1466	620000966	376.4	$ -	$ -	$ -	$ -	$ -	$ -	$ -	$ -	$ -	$ -	$ -	$ -	$ -	$ -
1467	620000966	380.0	$ -	$ -	$ -	$ -	$ -	$ -	$ -	$ -	$ -	$ -	$ -	$ -	$ -	$ -
1468	620000967	376.1	$ -	$ -	$ -	$ -	$ -	$ -	$ -	$ -	$ -	$ -	$ -	$ -	$ -	$ -
1469	620000967	376.2	$ -	$ -	$ -	$ -	$ -	$ -	$ -	$ -	$ -	$ -	$ -	$ -	$ -	$ -
1470	620000967	376.4	$ -	$ -	$ -	$ -	$ -	$ -	$ -	$ -	$ -	$ -	$ -	$ -	$ -	$ -
1471	620000967	380.0	$ -	$ -	$ -	$ -	$ -	$ -	$ -	$ -	$ -	$ -	$ -	$ -	$ -	$ -
1472	610000968	376.1	$ -	$ -	$ -	$ -	$ -	$ -	$ -	$ -	$ -	$ -	$ -	$ -	$ -	$ -
1473	610000968	376.2	$ -	$ -	$ -	$ -	$ -	$ -	$ -	$ -	$ -	$ -	$ -	$ -	$ -	$ -
1474	610000968	376.4	$ -	$ -	$ -	$ -	$ -	$ -	$ -	$ -	$ -	$ -	$ -	$ -	$ -	$ -
1475	610000968	380.0	$ -	$ -	$ -	$ -	$ -	$ -	$ -	$ -	$ -	$ -	$ -	$ -	$ -	$ -
1476	625000969	376.1	$ 2	$ 2	$ 2	$ 2	$ 2	$ 2	$ 2	$ 2	$ 2	$ 2	$ 2	$ 2	$ 2	$ 2
1477	625000969	376.2	$ 10	$ 10	$ 10	$ 10	$ 10	$ 10	$ 10	$ 10	$ 10	$ 10	$ 10	$ 10	$ 10	$ 10
1478	625000969	376.4	$ 1	$ 1	$ 1	$ 1	$ 1	$ 1	$ 1	$ 1	$ 1	$ 1	$ 1	$ 1	$ 1	$ 1
1479	625000969	380.0	$ 2	$ 2	$ 2	$ 2	$ 2	$ 2	$ 2	$ 2	$ 2	$ 2	$ 2	$ 2	$ 2	$ 2
1480	T626000971	376.1	$ -	$ -	$ -	$ -	$ -	$ -	$ -	$ -	$ -	$ -	$ -	$ 36	$ 36	$ 36
1481	T626000971	376.2	$ -	$ -	$ -	$ -	$ -	$ -	$ -	$ -	$ -	$ -	$ -	$ 245	$ 245	$ 245
1482	T626000971	376.4	$ -	$ -	$ -	$ -	$ -	$ -	$ -	$ -	$ -	$ -	$ -	$ 31	$ 31	$ 31
1483	T626000971	380.0	$ -	$ -	$ -	$ -	$ -	$ -	$ -	$ -	$ -	$ -	$ -	$ 50	$ 50	$ 50
1484	660000975	376.1	$ -	$ -	$ -	$ -	$ -	$ -	$ -	$ -	$ -	$ -	$ -	$ -	$ -	$ -
1485	660000975	376.2	$ -	$ -	$ -	$ -	$ -	$ -	$ -	$ -	$ -	$ -	$ -	$ -	$ -	$ -
1486	660000975	376.4	$ -	$ -	$ -	$ -	$ -	$ -	$ -	$ -	$ -	$ -	$ -	$ -	$ -	$ -
1487	660000975	380.0	$ -	$ -	$ -	$ -	$ -	$ -	$ -	$ -	$ -	$ -	$ -	$ -	$ -	$ -
1488	T626000976	367.1	$ -	$ -	$ -	$ -	$ -	$ -	$ -	$ -	$ -	$ -	$ -	$ -	$ -	$ -
1489	T626000976	368.0	$ -	$ -	$ -	$ -	$ -	$ -	$ -	$ -	$ -	$ -	$ -	$ -	$ -	$ -
1490	T626000976	369.0	$ -	$ -	$ -	$ -	$ -	$ -	$ -	$ -	$ -	$ -	$ -	$ -	$ -	$ -
1491	601000977	392.0	$ -	$ -	$ -	$ -	$ -	$ -	$ -	$ -	$ -	$ -	$ -	$ -	$ -	$ -
1492	601000977	392.1	$ -	$ -	$ -	$ -	$ -	$ -	$ -	$ -	$ -	$ -	$ -	$ -	$ -	$ -
1493	601000977	392.2	$ -	$ -	$ -	$ -	$ -	$ -	$ -	$ -	$ -	$ -	$ -	$ -	$ -	$ -
1494	601000977	392.3	$ -	$ -	$ -	$ -	$ -	$ -	$ -	$ -	$ -	$ -	$ -	$ -	$ -	$ -
1495	626000978	376.1	$ -	$ -	$ -	$ -	$ -	$ -	$ -	$ -	$ -	$ -	$ -	$ -	$ -	$ -
1496	626000978	376.2	$ -	$ -	$ -	$ -	$ -	$ -	$ -	$ -	$ -	$ -	$ -	$ -	$ -	$ -
1497	626000978	376.4	$ -	$ -	$ -	$ -	$ -	$ -	$ -	$ -	$ -	$ -	$ -	$ -	$ -	$ -
1498	601000979	393.0	$ -	$ -	$ -	$ -	$ -	$ -	$ -	$ -	$ -	$ -	$ -	$ -	$ -	$ -
1499	601000979	396.0	$ -	$ -	$ -	$ -	$ -	$ -	$ -	$ -	$ -	$ -	$ -	$ -	$ -	$ -
1500	660000980	376.1	$ -	$ -	$ -	$ -	$ -	$ -	$ -	$ -	$ -	$ -	$ -	$ -	$ -	$ -
1501	660000980	376.2	$ -	$ -	$ -	$ -	$ -	$ -	$ -	$ -	$ -	$ -	$ -	$ -	$ -	$ -
1502	660000980	376.4	$ -	$ -	$ -	$ -	$ -	$ -	$ -	$ -	$ -	$ -	$ -	$ -	$ -	$ -
1503	660000980	380.0	$ -	$ -	$ -	$ -	$ -	$ -	$ -	$ -	$ -	$ -	$ -	$ -	$ -	$ -
1504	T680000981	368.0	$ -	$ -	$ -	$ -	$ -	$ -	$ -	$ -	$ -	$ -	$ -	$ -	$ -	$ -
1505	T680000981	369.0	$ -	$ -	$ -	$ -	$ -	$ -	$ -	$ -	$ -	$ -	$ -	$ -	$ -	$ -
1506	660000982	376.1	$ -	$ -	$ -	$ -	$ -	$ -	$ -	$ -	$ -	$ -	$ -	$ -	$ -	$ -
1507	660000982	376.2	$ -	$ -	$ -	$ -	$ -	$ -	$ -	$ -	$ -	$ -	$ -	$ -	$ -	$ -
1508	660000982	376.4	$ -	$ -	$ -	$ -	$ -	$ -	$ -	$ -	$ -	$ -	$ -	$ -	$ -	$ -
1509	660000982	380.0	$ -	$ -	$ -	$ -	$ -	$ -	$ -	$ -	$ -	$ -	$ -	$ -	$ -	$ -
1510	660000983	376.1	$ -	$ -	$ -	$ -	$ -	$ -	$ -	$ -	$ -	$ -	$ -	$ -	$ -	$ -
1511	660000983	376.2	$ -	$ -	$ -	$ -	$ -	$ -	$ -	$ -	$ -	$ -	$ -	$ -	$ -	$ -

Sponsored by NMGC Witness Erik C. Buchanan

NEW MEXICO GAS COMPANY, INC.

Depreciation Activity
Base Period - 12 Months Ending March 31, 2023
Future Test Year - 12 Months Ending September 30, 2025

	A	B	C	D	E	F	G	H	I	J	K	L	M	N	O	P	Q	R
1																		
2			Activity	Activity	Activity	Activity	Activity	Activity	Activity	Activity	Activity	Activity	Activity	Activity	Activity	Activity	Activity	Activity
3	Investment Number / Beginning Balance	FERC Account	4/30/2023	5/31/2023	6/30/2023	7/31/2023	8/31/2023	9/30/2023	10/31/2023	11/30/2023	12/31/2023	1/31/2024	2/29/2024	3/31/2024	4/30/2024	5/31/2024	6/30/2024	7/31/2024
1512	660000983	376.4	$ -	$ -	$ -	$ -	$ -	$ -	$ -	$ -	$ -	$ -	$ -	$ -	$ -	$ -	$ -	$ -
1513	660000983	380.0	$ -	$ -	$ -	$ -	$ -	$ -	$ -	$ -	$ -	$ -	$ -	$ -	$ -	$ -	$ -	$ -
1514	T680000984	368.0	$ -	$ -	$ -	$ -	$ -	$ -	$ -	$ -	$ -	$ -	$ -	$ -	$ -	$ -	$ -	$ -
1515	T680000984	369.0	$ -	$ -	$ -	$ -	$ -	$ -	$ -	$ -	$ -	$ -	$ -	$ -	$ -	$ -	$ -	$ -
1516	601000985	392.0	$ -	$ -	$ -	$ 2,957	$ 2,957	$ 4,948	$ 6,442	$ 6,442	$ 6,442	$ 8,459	$ 8,459	$ 8,459	$ 9,697	$ 9,697	$ 9,697	$ 11,563
1517	601000985	392.1	$ -	$ -	$ -	$ 1,272	$ 1,272	$ 754	$ 981	$ 981	$ 981	$ 1,288	$ 1,288	$ 1,288	$ 1,477	$ 1,477	$ 1,477	$ 1,761
1518	601000985	392.2	$ -	$ -	$ -	$ 1,066	$ 1,066	$ 658	$ 856	$ 856	$ 856	$ 1,124	$ 1,124	$ 1,124	$ 1,289	$ 1,289	$ 1,289	$ 1,537
1519	601000985	392.3	$ -	$ -	$ -	$ 1,924	$ 1,924	$ 2,117	$ 2,757	$ 2,757	$ 2,757	$ 3,620	$ 3,620	$ 3,620	$ 4,149	$ 4,149	$ 4,149	$ 4,948
1520	601000986	393.0	$ -	$ -	$ -	$ 563	$ 563	$ 563	$ 728	$ 728	$ 728	$ 849	$ 849	$ 849	$ 910	$ 910	$ 910	$ 1,001
1521	601000986	396.0	$ -	$ -	$ -	$ 3,369	$ 3,369	$ 2,876	$ 3,719	$ 3,719	$ 3,719	$ 4,336	$ 4,336	$ 4,336	$ 4,647	$ 4,647	$ 4,647	$ 5,112
1522	T680000988	368.0	$ -	$ -	$ -	$ -	$ -	$ -	$ -	$ -	$ -	$ -	$ -	$ -	$ -	$ -	$ -	$ -
1523	T680000988	369.0	$ -	$ -	$ -	$ -	$ -	$ -	$ -	$ -	$ -	$ -	$ -	$ -	$ -	$ -	$ -	$ -
1524	T680000989	368.0	$ -	$ -	$ -	$ -	$ -	$ -	$ -	$ -	$ -	$ -	$ -	$ -	$ -	$ -	$ -	$ -
1525	T680000989	369.0	$ -	$ -	$ -	$ -	$ -	$ -	$ -	$ -	$ -	$ -	$ -	$ -	$ -	$ -	$ -	$ -
1526	T624000990	367.1	$ -	$ -	$ -	$ -	$ -	$ -	$ -	$ -	$ -	$ -	$ -	$ -	$ -	$ -	$ -	$ -
1527	T624000990	368.0	$ -	$ -	$ -	$ -	$ -	$ -	$ -	$ -	$ -	$ -	$ -	$ -	$ -	$ -	$ -	$ -
1528	T624000990	369.0	$ -	$ -	$ -	$ -	$ -	$ -	$ -	$ -	$ -	$ -	$ -	$ -	$ -	$ -	$ -	$ -
1529	T610000991	367.1	$ -	$ -	$ -	$ -	$ -	$ -	$ -	$ -	$ -	$ -	$ -	$ -	$ -	$ -	$ -	$ -
1530	T610000991	368.0	$ -	$ -	$ -	$ -	$ -	$ -	$ -	$ -	$ -	$ -	$ -	$ -	$ -	$ -	$ -	$ -
1531	T610000991	369.0	$ -	$ -	$ -	$ -	$ -	$ -	$ -	$ -	$ -	$ -	$ -	$ -	$ -	$ -	$ -	$ -
1532	T610000992	367.1	$ -	$ -	$ -	$ -	$ -	$ -	$ -	$ -	$ -	$ -	$ -	$ -	$ -	$ -	$ -	$ -
1533	T610000992	368.0	$ -	$ -	$ -	$ -	$ -	$ -	$ -	$ -	$ -	$ -	$ -	$ -	$ -	$ -	$ -	$ -
1534	T610000992	369.0	$ -	$ -	$ -	$ -	$ -	$ -	$ -	$ -	$ -	$ -	$ -	$ -	$ -	$ -	$ -	$ -
1535	T680000993	367.1	$ -	$ -	$ -	$ -	$ -	$ -	$ -	$ -	$ -	$ -	$ -	$ -	$ -	$ -	$ -	$ -
1536	T680000993	368.0	$ -	$ -	$ -	$ -	$ -	$ -	$ -	$ -	$ -	$ -	$ -	$ -	$ -	$ -	$ -	$ -
1537	T680000993	369.0	$ -	$ -	$ -	$ -	$ -	$ -	$ -	$ -	$ -	$ -	$ -	$ -	$ -	$ -	$ -	$ -
1538	T660000994	368.0	$ -	$ -	$ -	$ -	$ -	$ -	$ -	$ -	$ -	$ -	$ -	$ -	$ -	$ -	$ -	$ -
1539	T660000994	369.0	$ -	$ -	$ -	$ -	$ -	$ -	$ -	$ -	$ -	$ -	$ -	$ -	$ -	$ -	$ -	$ -
1540	629000995	376.1	$ -	$ -	$ -	$ -	$ -	$ -	$ -	$ 82	$ 82	$ 82	$ 82	$ 82	$ 82	$ 82	$ 82	$ 82
1541	629000995	376.2	$ -	$ -	$ -	$ -	$ -	$ -	$ -	$ 554	$ 554	$ 554	$ 554	$ 554	$ 554	$ 554	$ 554	$ 554
1542	629000995	376.4	$ -	$ -	$ -	$ -	$ -	$ -	$ -	$ 70	$ 70	$ 70	$ 70	$ 70	$ 70	$ 70	$ 70	$ 70
1543	629000995	380.0	$ -	$ -	$ -	$ -	$ -	$ -	$ -	$ 113	$ 113	$ 113	$ 113	$ 113	$ 113	$ 113	$ 113	$ 113
1544	660000996	376.1	$ -	$ -	$ -	$ -	$ -	$ -	$ -	$ -	$ -	$ -	$ -	$ -	$ -	$ -	$ -	$ -
1545	660000996	376.2	$ -	$ -	$ -	$ -	$ -	$ -	$ -	$ -	$ -	$ -	$ -	$ -	$ -	$ -	$ -	$ -
1546	660000996	376.4	$ -	$ -	$ -	$ -	$ -	$ -	$ -	$ -	$ -	$ -	$ -	$ -	$ -	$ -	$ -	$ -
1547	660000996	380.0	$ -	$ -	$ -	$ -	$ -	$ -	$ -	$ -	$ -	$ -	$ -	$ -	$ -	$ -	$ -	$ -
1548	685000997	376.1	$ -	$ -	$ -	$ -	$ -	$ -	$ -	$ -	$ -	$ -	$ -	$ -	$ -	$ -	$ -	$ -
1549	685000997	376.2	$ -	$ -	$ -	$ -	$ -	$ -	$ -	$ -	$ -	$ -	$ -	$ -	$ -	$ -	$ -	$ -
1550	685000997	376.4	$ -	$ -	$ -	$ -	$ -	$ -	$ -	$ -	$ -	$ -	$ -	$ -	$ -	$ -	$ -	$ -
1551	601000998	303.3	$ -	$ -	$ -	$ -	$ -	$ -	$ -	$ -	$ -	$ -	$ -	$ -	$ -	$ -	$ -	$ -
1552	T680000999	367.3	$ -	$ -	$ -	$ -	$ -	$ -	$ -	$ -	$ -	$ -	$ -	$ -	$ -	$ -	$ -	$ -
1553	T680001000	367.1	$ -	$ -	$ -	$ -	$ -	$ -	$ -	$ -	$ 2,156	$ 2,156	$ 2,156	$ 2,156	$ 2,156	$ 2,156	$ 2,156	$ 2,156
1554	T680001000	368.0	$ -	$ -	$ -	$ -	$ -	$ -	$ -	$ -	$ 414	$ 414	$ 414	$ 414	$ 414	$ 414	$ 414	$ 414
1555	T680001000	369.0	$ -	$ -	$ -	$ -	$ -	$ -	$ -	$ -	$ 855	$ 855	$ 855	$ 855	$ 855	$ 855	$ 855	$ 855
1556	660001001	376.1	$ -	$ -	$ -	$ -	$ -	$ -	$ -	$ -	$ -	$ -	$ -	$ -	$ -	$ -	$ -	$ -
1557	660001001	376.2	$ -	$ -	$ -	$ -	$ -	$ -	$ -	$ -	$ -	$ -	$ -	$ -	$ -	$ -	$ -	$ -
1558	660001001	376.4	$ -	$ -	$ -	$ -	$ -	$ -	$ -	$ -	$ -	$ -	$ -	$ -	$ -	$ -	$ -	$ -
1559	660001001	380.0	$ -	$ -	$ -	$ -	$ -	$ -	$ -	$ -	$ -	$ -	$ -	$ -	$ -	$ -	$ -	$ -
1560	T624001002	367.1	$ -	$ -	$ -	$ -	$ -	$ -	$ -	$ -	$ -	$ -	$ -	$ -	$ -	$ -	$ -	$ -
1561	T624001002	368.0	$ -	$ -	$ -	$ -	$ -	$ -	$ -	$ -	$ -	$ -	$ -	$ -	$ -	$ -	$ -	$ -
1562	T624001002	369.0	$ -	$ -	$ -	$ -	$ -	$ -	$ -	$ -	$ -	$ -	$ -	$ -	$ -	$ -	$ -	$ -
1563	T660001003	367.1	$ -	$ -	$ -	$ -	$ -	$ -	$ -	$ -	$ -	$ -	$ -	$ -	$ -	$ -	$ -	$ -

Sponsored by NMGC Witness Erik C. Buchanan

WP Plant 4 Deprec Activity

NEW MEXICO GAS COMPANY, INC.

Depreciation Activity
Base Period - 12 Months Ending March 31, 2023
Future Test Year - 12 Months Ending September 30, 2025

	A	B	S	T	U	V	W	X	Y	Z	AA	AB	AC	AD	AE	AF
1																
2			Activity	Activity	Activity	Activity	Activity	Activity	Activity	Activity	Activity	Activity	Activity	Activity	Activity	Activity
3	Investment Number / Beginning Balance	FERC Account	8/31/2024	9/30/2024	10/31/2024	11/30/2024	12/31/2024	1/31/2025	2/28/2025	3/31/2025	4/30/2025	5/31/2025	6/30/2025	7/31/2025	8/31/2025	9/30/2025
1512	660000983	376.4	$ -	$ -	$ -	$ -	$ -	$ -	$ -	$ -	$ -	$ -	$ -	$ -	$ -	$ -
1513	660000983	380.0	$ -	$ -	$ -	$ -	$ -	$ -	$ -	$ -	$ -	$ -	$ -	$ -	$ -	$ -
1514	T680000984	368.0	$ -	$ -	$ -	$ -	$ -	$ -	$ -	$ -	$ -	$ -	$ -	$ -	$ -	$ -
1515	T680000984	369.0	$ -	$ -	$ -	$ -	$ -	$ -	$ -	$ -	$ -	$ -	$ -	$ -	$ -	$ -
1516	601000985	392.0	$ 11,563	$ 11,563	$ 13,443	$ 13,443	$ 13,443	$ 15,968	$ 15,968	$ 15,968	$ 17,106	$ 17,106	$ 17,106	$ 18,824	$ 18,824	$ 18,824
1517	601000985	392.1	$ 1,761	$ 1,761	$ 2,047	$ 2,047	$ 2,047	$ 2,432	$ 2,432	$ 2,432	$ 2,605	$ 2,605	$ 2,605	$ 2,866	$ 2,866	$ 2,866
1518	601000985	392.2	$ 1,537	$ 1,537	$ 1,787	$ 1,787	$ 1,787	$ 2,122	$ 2,122	$ 2,122	$ 2,273	$ 2,273	$ 2,273	$ 2,502	$ 2,502	$ 2,502
1519	601000985	392.3	$ 4,948	$ 4,948	$ 5,752	$ 5,752	$ 5,752	$ 6,833	$ 6,833	$ 6,833	$ 7,320	$ 7,320	$ 7,320	$ 8,055	$ 8,055	$ 8,055
1520	601000986	393.0	$ 1,001	$ 1,001	$ 1,092	$ 1,092	$ 1,092	$ 1,214	$ 1,214	$ 1,214	$ 1,275	$ 1,275	$ 1,275	$ 1,366	$ 1,366	$ 1,366
1521	601000986	396.0	$ 5,112	$ 5,112	$ 5,578	$ 5,578	$ 5,578	$ 6,199	$ 6,199	$ 6,199	$ 6,511	$ 6,511	$ 6,511	$ 6,978	$ 6,978	$ 6,978
1522	T680000988	368.0	$ -	$ -	$ -	$ -	$ -	$ -	$ -	$ -	$ -	$ -	$ -	$ -	$ -	$ -
1523	T680000988	369.0	$ -	$ -	$ -	$ -	$ -	$ -	$ -	$ -	$ -	$ -	$ -	$ -	$ -	$ -
1524	T680000989	368.0	$ -	$ -	$ -	$ -	$ -	$ -	$ -	$ -	$ -	$ -	$ -	$ -	$ -	$ -
1525	T680000989	369.0	$ -	$ -	$ -	$ -	$ -	$ -	$ -	$ -	$ -	$ -	$ -	$ -	$ -	$ -
1526	T624000990	367.1	$ -	$ -	$ -	$ -	$ -	$ -	$ -	$ -	$ -	$ -	$ 444	$ 444	$ 444	$ 444
1527	T624000990	368.0	$ -	$ -	$ -	$ -	$ -	$ -	$ -	$ -	$ -	$ -	$ 85	$ 85	$ 85	$ 85
1528	T624000990	369.0	$ -	$ -	$ -	$ -	$ -	$ -	$ -	$ -	$ -	$ -	$ 176	$ 176	$ 176	$ 176
1529	T610000991	367.1	$ -	$ -	$ -	$ -	$ -	$ -	$ -	$ -	$ -	$ -	$ -	$ -	$ -	$ -
1530	T610000991	368.0	$ -	$ -	$ -	$ -	$ -	$ -	$ -	$ -	$ -	$ -	$ -	$ -	$ -	$ -
1531	T610000991	369.0	$ -	$ -	$ -	$ -	$ -	$ -	$ -	$ -	$ -	$ -	$ -	$ -	$ -	$ -
1532	T610000992	367.1	$ -	$ -	$ -	$ -	$ -	$ -	$ -	$ -	$ -	$ -	$ -	$ -	$ -	$ -
1533	T610000992	368.0	$ -	$ -	$ -	$ -	$ -	$ -	$ -	$ -	$ -	$ -	$ -	$ -	$ -	$ -
1534	T610000992	369.0	$ -	$ -	$ -	$ -	$ -	$ -	$ -	$ -	$ -	$ -	$ -	$ -	$ -	$ -
1535	T680000993	367.1	$ -	$ -	$ -	$ -	$ -	$ -	$ -	$ -	$ -	$ -	$ -	$ -	$ -	$ -
1536	T680000993	368.0	$ -	$ -	$ -	$ -	$ -	$ -	$ -	$ -	$ -	$ -	$ -	$ -	$ -	$ -
1537	T680000993	369.0	$ -	$ -	$ -	$ -	$ -	$ -	$ -	$ -	$ -	$ -	$ -	$ -	$ -	$ -
1538	T660000994	368.0	$ -	$ -	$ -	$ -	$ -	$ -	$ -	$ -	$ -	$ -	$ -	$ -	$ -	$ -
1539	T660000994	369.0	$ -	$ -	$ -	$ -	$ -	$ -	$ -	$ -	$ -	$ -	$ -	$ -	$ -	$ -
1540	629000995	376.1	$ 82	$ 82	$ 82	$ 82	$ 82	$ 82	$ 82	$ 82	$ 82	$ 82	$ 82	$ 82	$ 82	$ 82
1541	629000995	376.2	$ 554	$ 554	$ 554	$ 554	$ 554	$ 554	$ 554	$ 554	$ 554	$ 554	$ 554	$ 554	$ 554	$ 554
1542	629000995	376.4	$ 70	$ 70	$ 70	$ 70	$ 70	$ 70	$ 70	$ 70	$ 70	$ 70	$ 70	$ 70	$ 70	$ 70
1543	629000995	380.0	$ 113	$ 113	$ 113	$ 113	$ 113	$ 113	$ 113	$ 113	$ 113	$ 113	$ 113	$ 113	$ 113	$ 113
1544	660000996	376.1	$ -	$ -	$ -	$ -	$ -	$ -	$ -	$ -	$ -	$ -	$ -	$ -	$ -	$ -
1545	660000996	376.2	$ -	$ -	$ -	$ -	$ -	$ -	$ -	$ -	$ -	$ -	$ -	$ -	$ -	$ -
1546	660000996	376.4	$ -	$ -	$ -	$ -	$ -	$ -	$ -	$ -	$ -	$ -	$ -	$ -	$ -	$ -
1547	660000996	380.0	$ -	$ -	$ -	$ -	$ -	$ -	$ -	$ -	$ -	$ -	$ -	$ -	$ -	$ -
1548	685000997	376.1	$ -	$ -	$ -	$ -	$ -	$ -	$ 0	$ 0	$ 0	$ 0	$ 0	$ 0	$ 0	$ 0
1549	685000997	376.2	$ -	$ -	$ -	$ -	$ -	$ -	$ 0	$ 0	$ 0	$ 0	$ 0	$ 0	$ 0	$ 0
1550	685000997	376.4	$ -	$ -	$ -	$ -	$ -	$ -	$ 0	$ 0	$ 0	$ 0	$ 0	$ 0	$ 0	$ 0
1551	601000998	303.3	$ -	$ -	$ -	$ -	$ -	$ -	$ -	$ -	$ -	$ -	$ -	$ -	$ -	$ -
1552	T680000999	367.3	$ -	$ -	$ -	$ -	$ -	$ -	$ -	$ -	$ -	$ -	$ -	$ -	$ -	$ -
1553	T680001000	367.1	$ 2,156	$ 2,156	$ 2,156	$ 2,156	$ 2,156	$ 2,156	$ 2,156	$ 2,156	$ 2,156	$ 2,156	$ 2,156	$ 2,156	$ 2,156	$ 2,156
1554	T680001000	368.0	$ 414	$ 414	$ 414	$ 414	$ 414	$ 414	$ 414	$ 414	$ 414	$ 414	$ 414	$ 414	$ 414	$ 414
1555	T680001000	369.0	$ 855	$ 855	$ 855	$ 855	$ 855	$ 855	$ 855	$ 855	$ 855	$ 855	$ 855	$ 855	$ 855	$ 855
1556	660001001	376.1	$ -	$ -	$ -	$ -	$ -	$ -	$ -	$ -	$ -	$ -	$ -	$ -	$ -	$ -
1557	660001001	376.2	$ -	$ -	$ -	$ -	$ -	$ -	$ -	$ -	$ -	$ -	$ -	$ -	$ -	$ -
1558	660001001	376.4	$ -	$ -	$ -	$ -	$ -	$ -	$ -	$ -	$ -	$ -	$ -	$ -	$ -	$ -
1559	660001001	380.0	$ -	$ -	$ -	$ -	$ -	$ -	$ -	$ -	$ -	$ -	$ -	$ -	$ -	$ -
1560	T624001002	367.1	$ -	$ -	$ -	$ -	$ -	$ -	$ -	$ -	$ -	$ -	$ -	$ -	$ -	$ -
1561	T624001002	368.0	$ -	$ -	$ -	$ -	$ -	$ -	$ -	$ -	$ -	$ -	$ -	$ -	$ -	$ -
1562	T624001002	369.0	$ -	$ -	$ -	$ -	$ -	$ -	$ -	$ -	$ -	$ -	$ -	$ -	$ -	$ -
1563	T660001003	367.1	$ -	$ -	$ -	$ -	$ -	$ -	$ -	$ -	$ -	$ -	$ -	$ -	$ -	$ -

Sponsored by NMGC Witness Erik C. Buchanan

WP Plant 4 Deprec Activity

NEW MEXICO GAS COMPANY, INC.

Depreciation Activity
Base Period - 12 Months Ending March 31, 2023
Future Test Year - 12 Months Ending September 30, 2025

	A	B	C	D	E	F	G	H	I	J	K	L	M	N	O	P	Q	R
1																		
2			Activity	Activity	Activity	Activity	Activity	Activity	Activity	Activity	Activity	Activity	Activity	Activity	Activity	Activity	Activity	Activity
3	Investment Number / Beginning Balance	FERC Account	4/30/2023	5/31/2023	6/30/2023	7/31/2023	8/31/2023	9/30/2023	10/31/2023	11/30/2023	12/31/2023	1/31/2024	2/29/2024	3/31/2024	4/30/2024	5/31/2024	6/30/2024	7/31/2024
1564	T660001003	368.0	$ -	$ -	$ -	$ -	$ -	$ -	$ -	$ -	$ -	$ -	$ -	$ -	$ -	$ -	$ -	$ -
1565	T660001003	369.0	$ -	$ -	$ -	$ -	$ -	$ -	$ -	$ -	$ -	$ -	$ -	$ -	$ -	$ -	$ -	$ -
1566	T624001004	367.1	$ -	$ -	$ -	$ -	$ -	$ -	$ -	$ -	$ -	$ -	$ -	$ -	$ -	$ -	$ -	$ -
1567	T624001004	368.0	$ -	$ -	$ -	$ -	$ -	$ -	$ -	$ -	$ -	$ -	$ -	$ -	$ -	$ -	$ -	$ -
1568	T624001004	369.0	$ -	$ -	$ -	$ -	$ -	$ -	$ -	$ -	$ -	$ -	$ -	$ -	$ -	$ -	$ -	$ -
1569	T610001005	367.1	$ -	$ -	$ -	$ -	$ -	$ -	$ -	$ -	$ -	$ -	$ -	$ -	$ -	$ -	$ -	$ -
1570	T610001005	368.0	$ -	$ -	$ -	$ -	$ -	$ -	$ -	$ -	$ -	$ -	$ -	$ -	$ -	$ -	$ -	$ -
1571	T610001005	369.0	$ -	$ -	$ -	$ -	$ -	$ -	$ -	$ -	$ -	$ -	$ -	$ -	$ -	$ -	$ -	$ -
1572	T680001006	367.1	$ -	$ -	$ -	$ -	$ -	$ -	$ -	$ -	$ -	$ -	$ -	$ -	$ -	$ -	$ -	$ -
1573	T680001006	368.0	$ -	$ -	$ -	$ -	$ -	$ -	$ -	$ -	$ -	$ -	$ -	$ -	$ -	$ -	$ -	$ -
1574	T680001006	369.0	$ -	$ -	$ -	$ -	$ -	$ -	$ -	$ -	$ -	$ -	$ -	$ -	$ -	$ -	$ -	$ -
1575	T610001007	367.1	$ -	$ -	$ -	$ -	$ -	$ -	$ -	$ -	$ -	$ -	$ -	$ -	$ -	$ -	$ -	$ -
1576	T610001007	368.0	$ -	$ -	$ -	$ -	$ -	$ -	$ -	$ -	$ -	$ -	$ -	$ -	$ -	$ -	$ -	$ -
1577	T610001007	369.0	$ -	$ -	$ -	$ -	$ -	$ -	$ -	$ -	$ -	$ -	$ -	$ -	$ -	$ -	$ -	$ -
1578	T621001008	367.1	$ -	$ -	$ -	$ -	$ -	$ -	$ -	$ -	$ -	$ -	$ -	$ -	$ -	$ -	$ -	$ -
1579	T621001008	368.0	$ -	$ -	$ -	$ -	$ -	$ -	$ -	$ -	$ -	$ -	$ -	$ -	$ -	$ -	$ -	$ -
1580	T621001008	369.0	$ -	$ -	$ -	$ -	$ -	$ -	$ -	$ -	$ -	$ -	$ -	$ -	$ -	$ -	$ -	$ -
1581	601001010	367.1	$ -	$ 1	$ 1	$ 1	$ 1	$ 1	$ 1	$ 1	$ 1	$ 1	$ 1	$ 1	$ 1	$ 1	$ 1	$ 1
1582	601001010	368.0	$ -	$ 0	$ 0	$ 0	$ 0	$ 0	$ 0	$ 0	$ 0	$ 0	$ 0	$ 0	$ 0	$ 0	$ 0	$ 0
1583	601001010	369.0	$ -	$ 0	$ 0	$ 0	$ 0	$ 0	$ 0	$ 0	$ 0	$ 0	$ 0	$ 0	$ 0	$ 0	$ 0	$ 0
1584	629001011	376.1	$ -	$ -	$ 68	$ 68	$ 68	$ 64	$ 64	$ 64	$ 64	$ 64	$ 64	$ 64	$ 64	$ 64	$ 64	$ 64
1585	629001011	376.2	$ -	$ -	$ 415	$ 415	$ 415	$ 431	$ 431	$ 431	$ 431	$ 431	$ 431	$ 431	$ 431	$ 431	$ 431	$ 431
1586	629001011	376.4	$ -	$ -	$ 56	$ 56	$ 56	$ 55	$ 55	$ 55	$ 55	$ 55	$ 55	$ 55	$ 55	$ 55	$ 55	$ 55
1587	629001011	380.0	$ -	$ -	$ 200	$ 200	$ 200	$ 88	$ 88	$ 88	$ 88	$ 88	$ 88	$ 88	$ 88	$ 88	$ 88	$ 88
1588	620001012	376.1	$ -	$ -	$ -	$ -	$ -	$ -	$ -	$ -	$ -	$ -	$ -	$ -	$ -	$ -	$ -	$ -
1589	620001012	376.2	$ -	$ -	$ -	$ -	$ -	$ -	$ -	$ -	$ -	$ -	$ -	$ -	$ -	$ -	$ -	$ -
1590	620001012	376.4	$ -	$ -	$ -	$ -	$ -	$ -	$ -	$ -	$ -	$ -	$ -	$ -	$ -	$ -	$ -	$ -
1591	620001012	380.0	$ -	$ -	$ -	$ -	$ -	$ -	$ -	$ -	$ -	$ -	$ -	$ -	$ -	$ -	$ -	$ -
1592	620001013	376.1	$ -	$ -	$ -	$ -	$ -	$ -	$ -	$ -	$ -	$ -	$ -	$ -	$ -	$ -	$ -	$ -
1593	620001013	376.2	$ -	$ -	$ -	$ -	$ -	$ -	$ -	$ -	$ -	$ -	$ -	$ -	$ -	$ -	$ -	$ -
1594	620001013	376.4	$ -	$ -	$ -	$ -	$ -	$ -	$ -	$ -	$ -	$ -	$ -	$ -	$ -	$ -	$ -	$ -
1595	620001013	380.0	$ -	$ -	$ -	$ -	$ -	$ -	$ -	$ -	$ -	$ -	$ -	$ -	$ -	$ -	$ -	$ -
1596	T610001014	367.1	$ -	$ -	$ -	$ -	$ -	$ -	$ -	$ -	$ -	$ -	$ -	$ -	$ -	$ -	$ -	$ -
1597	T610001014	368.0	$ -	$ -	$ -	$ -	$ -	$ -	$ -	$ -	$ -	$ -	$ -	$ -	$ -	$ -	$ -	$ -
1598	T610001014	369.0	$ -	$ -	$ -	$ -	$ -	$ -	$ -	$ -	$ -	$ -	$ -	$ -	$ -	$ -	$ -	$ -
1599	T680001015	367.1	$ -	$ -	$ -	$ -	$ -	$ -	$ -	$ -	$ -	$ -	$ -	$ -	$ -	$ -	$ -	$ -
1600	T680001016	367.1	$ -	$ -	$ -	$ -	$ -	$ -	$ -	$ -	$ -	$ -	$ -	$ -	$ -	$ -	$ -	$ -
1601	T680001016	368.0	$ -	$ -	$ -	$ -	$ -	$ -	$ -	$ -	$ -	$ -	$ -	$ -	$ -	$ -	$ -	$ -
1602	T680001016	369.0	$ -	$ -	$ -	$ -	$ -	$ -	$ -	$ -	$ -	$ -	$ -	$ -	$ -	$ -	$ -	$ -
1603	T680001017	367.1	$ -	$ -	$ -	$ -	$ -	$ -	$ -	$ -	$ -	$ -	$ -	$ -	$ -	$ -	$ -	$ -
1604	T680001017	368.0	$ -	$ -	$ -	$ -	$ -	$ -	$ -	$ -	$ -	$ -	$ -	$ -	$ -	$ -	$ -	$ -
1605	T680001017	369.0	$ -	$ -	$ -	$ -	$ -	$ -	$ -	$ -	$ -	$ -	$ -	$ -	$ -	$ -	$ -	$ -
1606	T680001018	367.1	$ -	$ -	$ -	$ -	$ -	$ -	$ -	$ -	$ -	$ -	$ -	$ -	$ -	$ -	$ -	$ -
1607	T680001018	368.0	$ -	$ -	$ -	$ -	$ -	$ -	$ -	$ -	$ -	$ -	$ -	$ -	$ -	$ -	$ -	$ -
1608	T680001018	369.0	$ -	$ -	$ -	$ -	$ -	$ -	$ -	$ -	$ -	$ -	$ -	$ -	$ -	$ -	$ -	$ -
1609	660001019	376.1	$ -	$ -	$ -	$ -	$ -	$ -	$ -	$ -	$ -	$ -	$ -	$ -	$ -	$ -	$ -	$ -
1610	660001019	376.2	$ -	$ -	$ -	$ -	$ -	$ -	$ -	$ -	$ -	$ -	$ -	$ -	$ -	$ -	$ -	$ -
1611	660001019	376.4	$ -	$ -	$ -	$ -	$ -	$ -	$ -	$ -	$ -	$ -	$ -	$ -	$ -	$ -	$ -	$ -
1612	660001019	380.0	$ -	$ -	$ -	$ -	$ -	$ -	$ -	$ -	$ -	$ -	$ -	$ -	$ -	$ -	$ -	$ -
1613	660001020	376.1	$ -	$ -	$ -	$ -	$ -	$ -	$ -	$ -	$ -	$ -	$ -	$ -	$ -	$ -	$ -	$ -
1614	660001020	376.2	$ -	$ -	$ -	$ -	$ -	$ -	$ -	$ -	$ -	$ -	$ -	$ -	$ -	$ -	$ -	$ -
1615	660001020	376.4	$ -	$ -	$ -	$ -	$ -	$ -	$ -	$ -	$ -	$ -	$ -	$ -	$ -	$ -	$ -	$ -

Sponsored by NMGC Witness Erik C. Buchanan

NEW MEXICO GAS COMPANY, INC.

Depreciation Activity
Base Period - 12 Months Ending March 31, 2023
Future Test Year - 12 Months Ending September 30, 2025

	A	B	S	T	U	V	W	X	Y	Z	AA	AB	AC	AD	AE	AF
1																
2			Activity	Activity	Activity	Activity	Activity	Activity	Activity	Activity	Activity	Activity	Activity	Activity	Activity	Activity
3	Investment Number / Beginning Balance	FERC Account	8/31/2024	9/30/2024	10/31/2024	11/30/2024	12/31/2024	1/31/2025	2/28/2025	3/31/2025	4/30/2025	5/31/2025	6/30/2025	7/31/2025	8/31/2025	9/30/2025
1564	T660001003	368.0	$ -	$ -	$ -	$ -	$ -	$ -	$ -	$ -	$ -	$ -	$ -	$ -	$ -	$ -
1565	T660001003	369.0	$ -	$ -	$ -	$ -	$ -	$ -	$ -	$ -	$ -	$ -	$ -	$ -	$ -	$ -
1566	T624001004	367.1	$ -	$ -	$ -	$ -	$ -	$ -	$ -	$ -	$ -	$ -	$ -	$ -	$ -	$ -
1567	T624001004	368.0	$ -	$ -	$ -	$ -	$ -	$ -	$ -	$ -	$ -	$ -	$ -	$ -	$ -	$ -
1568	T624001004	369.0	$ -	$ -	$ -	$ -	$ -	$ -	$ -	$ -	$ -	$ -	$ -	$ -	$ -	$ -
1569	T610001005	367.1	$ -	$ -	$ -	$ -	$ -	$ -	$ -	$ -	$ -	$ -	$ -	$ -	$ -	$ -
1570	T610001005	368.0	$ -	$ -	$ -	$ -	$ -	$ -	$ -	$ -	$ -	$ -	$ -	$ -	$ -	$ -
1571	T610001005	369.0	$ -	$ -	$ -	$ -	$ -	$ -	$ -	$ -	$ -	$ -	$ -	$ -	$ -	$ -
1572	T680001006	367.1	$ -	$ -	$ -	$ -	$ -	$ -	$ -	$ -	$ -	$ -	$ -	$ -	$ -	$ -
1573	T680001006	368.0	$ -	$ -	$ -	$ -	$ -	$ -	$ -	$ -	$ -	$ -	$ -	$ -	$ -	$ -
1574	T680001006	369.0	$ -	$ -	$ -	$ -	$ -	$ -	$ -	$ -	$ -	$ -	$ -	$ -	$ -	$ -
1575	T610001007	367.1	$ -	$ -	$ -	$ -	$ -	$ -	$ -	$ -	$ -	$ -	$ -	$ -	$ -	$ -
1576	T610001007	368.0	$ -	$ -	$ -	$ -	$ -	$ -	$ -	$ -	$ -	$ -	$ -	$ -	$ -	$ -
1577	T610001007	369.0	$ -	$ -	$ -	$ -	$ -	$ -	$ -	$ -	$ -	$ -	$ -	$ -	$ -	$ -
1578	T621001008	367.1	$ -	$ -	$ -	$ -	$ -	$ -	$ -	$ -	$ -	$ -	$ -	$ -	$ -	$ -
1579	T621001008	368.0	$ -	$ -	$ -	$ -	$ -	$ -	$ -	$ -	$ -	$ -	$ -	$ -	$ -	$ -
1580	T621001008	369.0	$ -	$ -	$ -	$ -	$ -	$ -	$ -	$ -	$ -	$ -	$ -	$ -	$ -	$ -
1581	601001010	367.1	$ 1	$ 1	$ 1	$ 1	$ 1	$ 1	$ 1	$ 1	$ 1	$ 1	$ 1	$ 1	$ 1	$ 1
1582	601001010	368.0	$ 0	$ 0	$ 0	$ 0	$ 0	$ 0	$ 0	$ 0	$ 0	$ 0	$ 0	$ 0	$ 0	$ 0
1583	601001010	369.0	$ 0	$ 0	$ 0	$ 0	$ 0	$ 0	$ 0	$ 0	$ 0	$ 0	$ 0	$ 0	$ 0	$ 0
1584	629001011	376.1	$ 64	$ 64	$ 64	$ 64	$ 64	$ 64	$ 64	$ 64	$ 64	$ 64	$ 64	$ 64	$ 64	$ 64
1585	629001011	376.2	$ 431	$ 431	$ 431	$ 431	$ 431	$ 431	$ 431	$ 431	$ 431	$ 431	$ 431	$ 431	$ 431	$ 431
1586	629001011	376.4	$ 55	$ 55	$ 55	$ 55	$ 55	$ 55	$ 55	$ 55	$ 55	$ 55	$ 55	$ 55	$ 55	$ 55
1587	629001011	380.0	$ 88	$ 88	$ 88	$ 88	$ 88	$ 88	$ 88	$ 88	$ 88	$ 88	$ 88	$ 88	$ 88	$ 88
1588	620001012	376.1	$ -	$ -	$ 362	$ 362	$ 362	$ 362	$ 362	$ 362	$ 362	$ 362	$ 362	$ 362	$ 362	$ 362
1589	620001012	376.2	$ -	$ -	$ 373	$ 373	$ 373	$ 373	$ 373	$ 373	$ 373	$ 373	$ 373	$ 373	$ 373	$ 373
1590	620001012	376.4	$ -	$ -	$ 151	$ 151	$ 151	$ 151	$ 151	$ 151	$ 151	$ 151	$ 151	$ 151	$ 151	$ 151
1591	620001012	380.0	$ -	$ -	$ 40	$ 40	$ 40	$ 40	$ 40	$ 40	$ 40	$ 40	$ 40	$ 40	$ 40	$ 40
1592	620001013	376.1	$ -	$ -	$ -	$ -	$ -	$ -	$ -	$ -	$ -	$ -	$ -	$ -	$ -	$ -
1593	620001013	376.2	$ -	$ -	$ -	$ -	$ -	$ -	$ -	$ -	$ -	$ -	$ -	$ -	$ -	$ -
1594	620001013	376.4	$ -	$ -	$ -	$ -	$ -	$ -	$ -	$ -	$ -	$ -	$ -	$ -	$ -	$ -
1595	620001013	380.0	$ -	$ -	$ -	$ -	$ -	$ -	$ -	$ -	$ -	$ -	$ -	$ -	$ -	$ -
1596	T610001014	367.1	$ -	$ -	$ -	$ -	$ -	$ -	$ -	$ -	$ -	$ -	$ -	$ -	$ -	$ -
1597	T610001014	368.0	$ -	$ -	$ -	$ -	$ -	$ -	$ -	$ -	$ -	$ -	$ -	$ -	$ -	$ -
1598	T610001014	369.0	$ -	$ -	$ -	$ -	$ -	$ -	$ -	$ -	$ -	$ -	$ -	$ -	$ -	$ -
1599	T680001015	367.1	$ -	$ -	$ -	$ -	$ -	$ -	$ -	$ -	$ -	$ -	$ -	$ -	$ -	$ -
1600	T680001016	367.1	$ -	$ -	$ -	$ -	$ -	$ -	$ -	$ -	$ -	$ -	$ -	$ -	$ -	$ -
1601	T680001016	368.0	$ -	$ -	$ -	$ -	$ -	$ -	$ -	$ -	$ -	$ -	$ -	$ -	$ -	$ -
1602	T680001016	369.0	$ -	$ -	$ -	$ -	$ -	$ -	$ -	$ -	$ -	$ -	$ -	$ -	$ -	$ -
1603	T680001017	367.1	$ -	$ -	$ -	$ -	$ -	$ -	$ -	$ -	$ -	$ -	$ -	$ -	$ -	$ -
1604	T680001017	368.0	$ -	$ -	$ -	$ -	$ -	$ -	$ -	$ -	$ -	$ -	$ -	$ -	$ -	$ -
1605	T680001017	369.0	$ -	$ -	$ -	$ -	$ -	$ -	$ -	$ -	$ -	$ -	$ -	$ -	$ -	$ -
1606	T680001018	367.1	$ -	$ -	$ -	$ -	$ -	$ -	$ -	$ -	$ -	$ -	$ -	$ -	$ -	$ -
1607	T680001018	368.0	$ -	$ -	$ -	$ -	$ -	$ -	$ -	$ -	$ -	$ -	$ -	$ -	$ -	$ -
1608	T680001018	369.0	$ -	$ -	$ -	$ -	$ -	$ -	$ -	$ -	$ -	$ -	$ -	$ -	$ -	$ -
1609	660001019	376.1	$ -	$ -	$ -	$ -	$ -	$ -	$ -	$ -	$ -	$ -	$ -	$ -	$ -	$ -
1610	660001019	376.2	$ -	$ -	$ -	$ -	$ -	$ -	$ -	$ -	$ -	$ -	$ -	$ -	$ -	$ -
1611	660001019	376.4	$ -	$ -	$ -	$ -	$ -	$ -	$ -	$ -	$ -	$ -	$ -	$ -	$ -	$ -
1612	660001019	380.0	$ -	$ -	$ -	$ -	$ -	$ -	$ -	$ -	$ -	$ -	$ -	$ -	$ -	$ -
1613	660001020	376.1	$ -	$ -	$ -	$ -	$ -	$ -	$ -	$ -	$ -	$ -	$ -	$ -	$ -	$ -
1614	660001020	376.2	$ -	$ -	$ -	$ -	$ -	$ -	$ -	$ -	$ -	$ -	$ -	$ -	$ -	$ -
1615	660001020	376.4	$ -	$ -	$ -	$ -	$ -	$ -	$ -	$ -	$ -	$ -	$ -	$ -	$ -	$ -

Sponsored by NMGC Witness Erik C. Buchanan

WP Plant 4 Deprec Activity

NEW MEXICO GAS COMPANY, INC.

Depreciation Activity
Base Period - 12 Months Ending March 31, 2023
Future Test Year - 12 Months Ending September 30, 2025

	A	B	C	D	E	F	G	H	I	J	K	L	M	N	O	P	Q	R
1																		
2			Activity	Activity	Activity	Activity	Activity	Activity	Activity	Activity	Activity	Activity	Activity	Activity	Activity	Activity	Activity	Activity
3	Investment Number / Beginning Balance	FERC Account	4/30/2023	5/31/2023	6/30/2023	7/31/2023	8/31/2023	9/30/2023	10/31/2023	11/30/2023	12/31/2023	1/31/2024	2/29/2024	3/31/2024	4/30/2024	5/31/2024	6/30/2024	7/31/2024
1616	662001021	376.1	$ -	$ -	$ -	$ -	$ -	$ -	$ -	$ -	$ -	$ -	$ -	$ -	$ -	$ -	$ -	$ -
1617	662001021	376.2	$ -	$ -	$ -	$ -	$ -	$ -	$ -	$ -	$ -	$ -	$ -	$ -	$ -	$ -	$ -	$ -
1618	662001021	376.4	$ -	$ -	$ -	$ -	$ -	$ -	$ -	$ -	$ -	$ -	$ -	$ -	$ -	$ -	$ -	$ -
1619	662001022	376.1	$ -	$ -	$ -	$ -	$ -	$ -	$ -	$ -	$ -	$ -	$ -	$ -	$ -	$ -	$ -	$ -
1620	662001022	376.2	$ -	$ -	$ -	$ -	$ -	$ -	$ -	$ -	$ -	$ -	$ -	$ -	$ -	$ -	$ -	$ -
1621	662001022	376.4	$ -	$ -	$ -	$ -	$ -	$ -	$ -	$ -	$ -	$ -	$ -	$ -	$ -	$ -	$ -	$ -
1622	610001023	376.1	$ -	$ -	$ -	$ -	$ -	$ -	$ -	$ -	$ -	$ -	$ -	$ -	$ -	$ -	$ -	$ -
1623	610001023	376.2	$ -	$ -	$ -	$ -	$ -	$ -	$ -	$ -	$ -	$ -	$ -	$ -	$ -	$ -	$ -	$ -
1624	610001023	376.4	$ -	$ -	$ -	$ -	$ -	$ -	$ -	$ -	$ -	$ -	$ -	$ -	$ -	$ -	$ -	$ -
1625	621001024	376.1	$ -	$ -	$ -	$ -	$ -	$ -	$ -	$ -	$ -	$ -	$ -	$ -	$ -	$ -	$ -	$ -
1626	621001024	376.2	$ -	$ -	$ -	$ -	$ -	$ -	$ -	$ -	$ -	$ -	$ -	$ -	$ -	$ -	$ -	$ -
1627	621001024	376.4	$ -	$ -	$ -	$ -	$ -	$ -	$ -	$ -	$ -	$ -	$ -	$ -	$ -	$ -	$ -	$ -
1628	621001024	380.0	$ -	$ -	$ -	$ -	$ -	$ -	$ -	$ -	$ -	$ -	$ -	$ -	$ -	$ -	$ -	$ -
1629	632001025	376.1	$ -	$ -	$ -	$ -	$ -	$ -	$ -	$ -	$ -	$ -	$ -	$ -	$ -	$ -	$ -	$ -
1630	632001025	376.2	$ -	$ -	$ -	$ -	$ -	$ -	$ -	$ -	$ -	$ -	$ -	$ -	$ -	$ -	$ -	$ -
1631	632001025	376.4	$ -	$ -	$ -	$ -	$ -	$ -	$ -	$ -	$ -	$ -	$ -	$ -	$ -	$ -	$ -	$ -
1632	632001025	380.0	$ -	$ -	$ -	$ -	$ -	$ -	$ -	$ -	$ -	$ -	$ -	$ -	$ -	$ -	$ -	$ -
1633	T621001026	368.0	$ -	$ -	$ -	$ -	$ -	$ -	$ -	$ -	$ -	$ -	$ -	$ -	$ -	$ -	$ -	$ -
1634	T621001026	369.0	$ -	$ -	$ -	$ -	$ -	$ -	$ -	$ -	$ -	$ -	$ -	$ -	$ -	$ -	$ -	$ -
1635	611001027	376.1	$ -	$ -	$ -	$ -	$ -	$ -	$ -	$ -	$ -	$ -	$ -	$ -	$ -	$ -	$ -	$ -
1636	611001027	376.2	$ -	$ -	$ -	$ -	$ -	$ -	$ -	$ -	$ -	$ -	$ -	$ -	$ -	$ -	$ -	$ -
1637	611001027	376.4	$ -	$ -	$ -	$ -	$ -	$ -	$ -	$ -	$ -	$ -	$ -	$ -	$ -	$ -	$ -	$ -
1638	632001028	376.1	$ -	$ -	$ -	$ -	$ -	$ -	$ -	$ -	$ -	$ -	$ -	$ -	$ -	$ -	$ -	$ -
1639	632001028	376.2	$ -	$ -	$ -	$ -	$ -	$ -	$ -	$ -	$ -	$ -	$ -	$ -	$ -	$ -	$ -	$ -
1640	632001028	376.4	$ -	$ -	$ -	$ -	$ -	$ -	$ -	$ -	$ -	$ -	$ -	$ -	$ -	$ -	$ -	$ -
1641	632001028	380.0	$ -	$ -	$ -	$ -	$ -	$ -	$ -	$ -	$ -	$ -	$ -	$ -	$ -	$ -	$ -	$ -
1642	633001029	376.1	$ -	$ -	$ -	$ 161	$ 161	$ 152	$ 152	$ 152	$ 152	$ 152	$ 152	$ 152	$ 152	$ 152	$ 152	$ 152
1643	633001029	376.2	$ -	$ -	$ -	$ 986	$ 986	$ 1,024	$ 1,024	$ 1,024	$ 1,024	$ 1,024	$ 1,024	$ 1,024	$ 1,024	$ 1,024	$ 1,024	$ 1,024
1644	633001029	376.4	$ -	$ -	$ -	$ 132	$ 132	$ 130	$ 130	$ 130	$ 130	$ 130	$ 130	$ 130	$ 130	$ 130	$ 130	$ 130
1645	633001029	380.0	$ -	$ -	$ -	$ 476	$ 476	$ 209	$ 209	$ 209	$ 209	$ 209	$ 209	$ 209	$ 209	$ 209	$ 209	$ 209
1646	660001030	376.1	$ -	$ -	$ -	$ -	$ -	$ -	$ -	$ -	$ -	$ -	$ -	$ -	$ -	$ -	$ -	$ -
1647	660001030	376.2	$ -	$ -	$ -	$ -	$ -	$ -	$ -	$ -	$ -	$ -	$ -	$ -	$ -	$ -	$ -	$ -
1648	660001030	376.4	$ -	$ -	$ -	$ -	$ -	$ -	$ -	$ -	$ -	$ -	$ -	$ -	$ -	$ -	$ -	$ -
1649	660001030	380.0	$ -	$ -	$ -	$ -	$ -	$ -	$ -	$ -	$ -	$ -	$ -	$ -	$ -	$ -	$ -	$ -
1650	633001031	376.1	$ -	$ -	$ -	$ -	$ -	$ -	$ -	$ -	$ -	$ -	$ -	$ -	$ -	$ -	$ -	$ -
1651	633001031	376.2	$ -	$ -	$ -	$ -	$ -	$ -	$ -	$ -	$ -	$ -	$ -	$ -	$ -	$ -	$ -	$ -
1652	633001031	376.4	$ -	$ -	$ -	$ -	$ -	$ -	$ -	$ -	$ -	$ -	$ -	$ -	$ -	$ -	$ -	$ -
1653	633001031	380.0	$ -	$ -	$ -	$ -	$ -	$ -	$ -	$ -	$ -	$ -	$ -	$ -	$ -	$ -	$ -	$ -
1654	610001032	376.1	$ -	$ -	$ -	$ -	$ -	$ -	$ -	$ -	$ -	$ -	$ -	$ -	$ -	$ -	$ -	$ -
1655	610001032	376.2	$ -	$ -	$ -	$ -	$ -	$ -	$ -	$ -	$ -	$ -	$ -	$ -	$ -	$ -	$ -	$ -
1656	610001032	376.4	$ -	$ -	$ -	$ -	$ -	$ -	$ -	$ -	$ -	$ -	$ -	$ -	$ -	$ -	$ -	$ -
1657	610001033	376.1	$ -	$ -	$ -	$ -	$ -	$ -	$ -	$ -	$ -	$ -	$ -	$ -	$ -	$ -	$ -	$ -
1658	610001033	376.2	$ -	$ -	$ -	$ -	$ -	$ -	$ -	$ -	$ -	$ -	$ -	$ -	$ -	$ -	$ -	$ -
1659	610001033	376.4	$ -	$ -	$ -	$ -	$ -	$ -	$ -	$ -	$ -	$ -	$ -	$ -	$ -	$ -	$ -	$ -
1660	610001033	380.0	$ -	$ -	$ -	$ -	$ -	$ -	$ -	$ -	$ -	$ -	$ -	$ -	$ -	$ -	$ -	$ -
1661	610001034	376.1	$ -	$ -	$ -	$ -	$ -	$ -	$ -	$ -	$ -	$ -	$ -	$ -	$ -	$ -	$ -	$ -
1662	610001034	376.2	$ -	$ -	$ -	$ -	$ -	$ -	$ -	$ -	$ -	$ -	$ -	$ -	$ -	$ -	$ -	$ -
1663	610001034	376.4	$ -	$ -	$ -	$ -	$ -	$ -	$ -	$ -	$ -	$ -	$ -	$ -	$ -	$ -	$ -	$ -
1664	610001034	380.0	$ -	$ -	$ -	$ -	$ -	$ -	$ -	$ -	$ -	$ -	$ -	$ -	$ -	$ -	$ -	$ -
1665	T610001035	367.1	$ -	$ -	$ -	$ -	$ -	$ -	$ -	$ -	$ -	$ -	$ -	$ -	$ -	$ -	$ -	$ -
1666	610001036	376.1	$ -	$ -	$ -	$ -	$ -	$ -	$ -	$ -	$ -	$ -	$ -	$ -	$ -	$ -	$ -	$ -
1667	610001036	376.2	$ -	$ -	$ -	$ -	$ -	$ -	$ -	$ -	$ -	$ -	$ -	$ -	$ -	$ -	$ -	$ -

NEW MEXICO GAS COMPANY, INC.

Depreciation Activity
Base Period - 12 Months Ending March 31, 2023
Future Test Year - 12 Months Ending September 30, 2025

	A	B	S	T	U	V	W	X	Y	Z	AA	AB	AC	AD	AE	AF
1																
2			Activity	Activity	Activity	Activity	Activity	Activity	Activity	Activity	Activity	Activity	Activity	Activity	Activity	Activity
3	Investment Number / Beginning Balance	FERC Account	8/31/2024	9/30/2024	10/31/2024	11/30/2024	12/31/2024	1/31/2025	2/28/2025	3/31/2025	4/30/2025	5/31/2025	6/30/2025	7/31/2025	8/31/2025	9/30/2025
1616	662001021	376.1	$ -	$ -	$ -	$ -	$ -	$ -	$ -	$ -	$ -	$ -	$ -	$ -	$ -	$ -
1617	662001021	376.2	$ -	$ -	$ -	$ -	$ -	$ -	$ -	$ -	$ -	$ -	$ -	$ -	$ -	$ -
1618	662001021	376.4	$ -	$ -	$ -	$ -	$ -	$ -	$ -	$ -	$ -	$ -	$ -	$ -	$ -	$ -
1619	662001022	376.1	$ -	$ -	$ -	$ -	$ -	$ -	$ -	$ -	$ -	$ -	$ -	$ -	$ -	$ -
1620	662001022	376.2	$ -	$ -	$ -	$ -	$ -	$ -	$ -	$ -	$ -	$ -	$ -	$ -	$ -	$ -
1621	662001022	376.4	$ -	$ -	$ -	$ -	$ -	$ -	$ -	$ -	$ -	$ -	$ -	$ -	$ -	$ -
1622	610001023	376.1	$ -	$ -	$ -	$ -	$ -	$ -	$ -	$ -	$ -	$ -	$ -	$ -	$ -	$ -
1623	610001023	376.2	$ -	$ -	$ -	$ -	$ -	$ -	$ -	$ -	$ -	$ -	$ -	$ -	$ -	$ -
1624	610001023	376.4	$ -	$ -	$ -	$ -	$ -	$ -	$ -	$ -	$ -	$ -	$ -	$ -	$ -	$ -
1625	621001024	376.1	$ -	$ -	$ -	$ -	$ -	$ -	$ -	$ -	$ -	$ -	$ -	$ -	$ -	$ -
1626	621001024	376.2	$ -	$ -	$ -	$ -	$ -	$ -	$ -	$ -	$ -	$ -	$ -	$ -	$ -	$ -
1627	621001024	376.4	$ -	$ -	$ -	$ -	$ -	$ -	$ -	$ -	$ -	$ -	$ -	$ -	$ -	$ -
1628	621001024	380.0	$ -	$ -	$ -	$ -	$ -	$ -	$ -	$ -	$ -	$ -	$ -	$ -	$ -	$ -
1629	632001025	376.1	$ -	$ -	$ -	$ -	$ -	$ -	$ -	$ -	$ -	$ -	$ -	$ -	$ -	$ -
1630	632001025	376.2	$ -	$ -	$ -	$ -	$ -	$ -	$ -	$ -	$ -	$ -	$ -	$ -	$ -	$ -
1631	632001025	376.4	$ -	$ -	$ -	$ -	$ -	$ -	$ -	$ -	$ -	$ -	$ -	$ -	$ -	$ -
1632	632001025	380.0	$ -	$ -	$ -	$ -	$ -	$ -	$ -	$ -	$ -	$ -	$ -	$ -	$ -	$ -
1633	T621001026	368.0	$ -	$ -	$ -	$ -	$ -	$ -	$ -	$ -	$ -	$ -	$ -	$ -	$ -	$ -
1634	T621001026	369.0	$ -	$ -	$ -	$ -	$ -	$ -	$ -	$ -	$ -	$ -	$ -	$ -	$ -	$ -
1635	611001027	376.1	$ -	$ -	$ -	$ -	$ -	$ -	$ -	$ -	$ -	$ -	$ -	$ -	$ -	$ -
1636	611001027	376.2	$ -	$ -	$ -	$ -	$ -	$ -	$ -	$ -	$ -	$ -	$ -	$ -	$ -	$ -
1637	611001027	376.4	$ -	$ -	$ -	$ -	$ -	$ -	$ -	$ -	$ -	$ -	$ -	$ -	$ -	$ -
1638	632001028	376.1	$ -	$ -	$ -	$ -	$ -	$ -	$ -	$ -	$ -	$ -	$ 81	$ 81	$ 81	$ 81
1639	632001028	376.2	$ -	$ -	$ -	$ -	$ -	$ -	$ -	$ -	$ -	$ -	$ 543	$ 543	$ 543	$ 543
1640	632001028	376.4	$ -	$ -	$ -	$ -	$ -	$ -	$ -	$ -	$ -	$ -	$ 69	$ 69	$ 69	$ 69
1641	632001028	380.0	$ -	$ -	$ -	$ -	$ -	$ -	$ -	$ -	$ -	$ -	$ 111	$ 111	$ 111	$ 111
1642	633001029	376.1	$ 152	$ 152	$ 152	$ 152	$ 152	$ 152	$ 152	$ 152	$ 152	$ 152	$ 152	$ 152	$ 152	$ 152
1643	633001029	376.2	$ 1,024	$ 1,024	$ 1,024	$ 1,024	$ 1,024	$ 1,024	$ 1,024	$ 1,024	$ 1,024	$ 1,024	$ 1,024	$ 1,024	$ 1,024	$ 1,024
1644	633001029	376.4	$ 130	$ 130	$ 130	$ 130	$ 130	$ 130	$ 130	$ 130	$ 130	$ 130	$ 130	$ 130	$ 130	$ 130
1645	633001029	380.0	$ 209	$ 209	$ 209	$ 209	$ 209	$ 209	$ 209	$ 209	$ 209	$ 209	$ 209	$ 209	$ 209	$ 209
1646	660001030	376.1	$ -	$ -	$ -	$ -	$ -	$ -	$ -	$ -	$ -	$ -	$ -	$ -	$ -	$ -
1647	660001030	376.2	$ -	$ -	$ -	$ -	$ -	$ -	$ -	$ -	$ -	$ -	$ -	$ -	$ -	$ -
1648	660001030	376.4	$ -	$ -	$ -	$ -	$ -	$ -	$ -	$ -	$ -	$ -	$ -	$ -	$ -	$ -
1649	660001030	380.0	$ -	$ -	$ -	$ -	$ -	$ -	$ -	$ -	$ -	$ -	$ -	$ -	$ -	$ -
1650	633001031	376.1	$ -	$ -	$ -	$ -	$ -	$ -	$ -	$ -	$ -	$ -	$ -	$ -	$ -	$ -
1651	633001031	376.2	$ -	$ -	$ -	$ -	$ -	$ -	$ -	$ -	$ -	$ -	$ -	$ -	$ -	$ -
1652	633001031	376.4	$ -	$ -	$ -	$ -	$ -	$ -	$ -	$ -	$ -	$ -	$ -	$ -	$ -	$ -
1653	633001031	380.0	$ -	$ -	$ -	$ -	$ -	$ -	$ -	$ -	$ -	$ -	$ -	$ -	$ -	$ -
1654	610001032	376.1	$ -	$ -	$ -	$ -	$ -	$ -	$ -	$ -	$ -	$ -	$ -	$ -	$ -	$ -
1655	610001032	376.2	$ -	$ -	$ -	$ -	$ -	$ -	$ -	$ -	$ -	$ -	$ -	$ -	$ -	$ -
1656	610001032	376.4	$ -	$ -	$ -	$ -	$ -	$ -	$ -	$ -	$ -	$ -	$ -	$ -	$ -	$ -
1657	610001033	376.1	$ -	$ -	$ -	$ -	$ -	$ -	$ -	$ -	$ -	$ -	$ -	$ -	$ -	$ 29
1658	610001033	376.2	$ -	$ -	$ -	$ -	$ -	$ -	$ -	$ -	$ -	$ -	$ -	$ -	$ -	$ 192
1659	610001033	376.4	$ -	$ -	$ -	$ -	$ -	$ -	$ -	$ -	$ -	$ -	$ -	$ -	$ -	$ 24
1660	610001033	380.0	$ -	$ -	$ -	$ -	$ -	$ -	$ -	$ -	$ -	$ -	$ -	$ -	$ -	$ 39
1661	610001034	376.1	$ -	$ -	$ -	$ -	$ -	$ -	$ -	$ -	$ -	$ -	$ -	$ 71	$ 71	$ 71
1662	610001034	376.2	$ -	$ -	$ -	$ -	$ -	$ -	$ -	$ -	$ -	$ -	$ -	$ 73	$ 73	$ 73
1663	610001034	376.4	$ -	$ -	$ -	$ -	$ -	$ -	$ -	$ -	$ -	$ -	$ -	$ 29	$ 29	$ 29
1664	610001034	380.0	$ -	$ -	$ -	$ -	$ -	$ -	$ -	$ -	$ -	$ -	$ -	$ 8	$ 8	$ 8
1665	T610001035	367.1	$ -	$ -	$ -	$ -	$ -	$ -	$ -	$ -	$ -	$ -	$ -	$ -	$ -	$ -
1666	610001036	376.1	$ -	$ -	$ -	$ -	$ -	$ -	$ -	$ -	$ -	$ -	$ -	$ -	$ -	$ -
1667	610001036	376.2	$ -	$ -	$ -	$ -	$ -	$ -	$ -	$ -	$ -	$ -	$ -	$ -	$ -	$ -

Sponsored by NMGC Witness Erik C. Buchanan

NEW MEXICO GAS COMPANY, INC.

Depreciation Activity
Base Period - 12 Months Ending March 31, 2023
Future Test Year - 12 Months Ending September 30, 2025

	A	B	C	D	E	F	G	H	I	J	K	L	M	N	O	P	Q	R
1																		
2			Activity	Activity	Activity	Activity	Activity	Activity	Activity	Activity	Activity	Activity	Activity	Activity	Activity	Activity	Activity	Activity
3	Investment Number / Beginning Balance	FERC Account	4/30/2023	5/31/2023	6/30/2023	7/31/2023	8/31/2023	9/30/2023	10/31/2023	11/30/2023	12/31/2023	1/31/2024	2/29/2024	3/31/2024	4/30/2024	5/31/2024	6/30/2024	7/31/2024
1668	610001036	376.4	$ -	$ -	$ -	$ -	$ -	$ -	$ -	$ -	$ -	$ -	$ -	$ -	$ -	$ -	$ -	$ -
1669	T626001037	368.0	$ -	$ -	$ -	$ -	$ -	$ -	$ -	$ -	$ -	$ -	$ -	$ -	$ -	$ -	$ -	$ -
1670	T626001037	369.0	$ -	$ -	$ -	$ -	$ -	$ -	$ -	$ -	$ -	$ -	$ -	$ -	$ -	$ -	$ -	$ -
1671	T610001038	367.1	$ -	$ -	$ -	$ -	$ -	$ -	$ -	$ -	$ -	$ -	$ -	$ -	$ -	$ -	$ -	$ -
1672	T610001038	368.0	$ -	$ -	$ -	$ -	$ -	$ -	$ -	$ -	$ -	$ -	$ -	$ -	$ -	$ -	$ -	$ -
1673	T610001038	369.0	$ -	$ -	$ -	$ -	$ -	$ -	$ -	$ -	$ -	$ -	$ -	$ -	$ -	$ -	$ -	$ -
1674	T626001039	368.0	$ -	$ -	$ -	$ -	$ -	$ -	$ -	$ -	$ -	$ -	$ -	$ -	$ -	$ -	$ -	$ -
1675	T626001039	369.0	$ -	$ -	$ -	$ -	$ -	$ -	$ -	$ -	$ -	$ -	$ -	$ -	$ -	$ -	$ -	$ -
1676	T680001041	367.1	$ -	$ -	$ -	$ -	$ -	$ -	$ -	$ -	$ -	$ -	$ -	$ -	$ -	$ -	$ -	$ -
1677	T680001041	368.0	$ -	$ -	$ -	$ -	$ -	$ -	$ -	$ -	$ -	$ -	$ -	$ -	$ -	$ -	$ -	$ -
1678	T680001041	369.0	$ -	$ -	$ -	$ -	$ -	$ -	$ -	$ -	$ -	$ -	$ -	$ -	$ -	$ -	$ -	$ -
1679	T660001042	367.1	$ -	$ -	$ -	$ -	$ -	$ -	$ -	$ -	$ -	$ -	$ -	$ -	$ -	$ -	$ -	$ -
1680	T660001042	368.0	$ -	$ -	$ -	$ -	$ -	$ -	$ -	$ -	$ -	$ -	$ -	$ -	$ -	$ -	$ -	$ -
1681	T660001042	369.0	$ -	$ -	$ -	$ -	$ -	$ -	$ -	$ -	$ -	$ -	$ -	$ -	$ -	$ -	$ -	$ -
1682	T624001043	367.1	$ -	$ -	$ -	$ -	$ -	$ -	$ -	$ -	$ -	$ -	$ -	$ -	$ -	$ -	$ -	$ -
1683	T624001043	368.0	$ -	$ -	$ -	$ -	$ -	$ -	$ -	$ -	$ -	$ -	$ -	$ -	$ -	$ -	$ -	$ -
1684	T624001043	369.0	$ -	$ -	$ -	$ -	$ -	$ -	$ -	$ -	$ -	$ -	$ -	$ -	$ -	$ -	$ -	$ -
1685	610001044	376.1	$ -	$ -	$ -	$ -	$ -	$ -	$ -	$ -	$ -	$ -	$ -	$ -	$ -	$ -	$ -	$ -
1686	610001044	376.2	$ -	$ -	$ -	$ -	$ -	$ -	$ -	$ -	$ -	$ -	$ -	$ -	$ -	$ -	$ -	$ -
1687	610001044	376.4	$ -	$ -	$ -	$ -	$ -	$ -	$ -	$ -	$ -	$ -	$ -	$ -	$ -	$ -	$ -	$ -
1688	610001044	380.0	$ -	$ -	$ -	$ -	$ -	$ -	$ -	$ -	$ -	$ -	$ -	$ -	$ -	$ -	$ -	$ -
1689	T660001045	367.1	$ -	$ -	$ -	$ -	$ -	$ -	$ -	$ -	$ -	$ -	$ -	$ -	$ -	$ -	$ -	$ -
1690	T660001045	368.0	$ -	$ -	$ -	$ -	$ -	$ -	$ -	$ -	$ -	$ -	$ -	$ -	$ -	$ -	$ -	$ -
1691	T660001045	369.0	$ -	$ -	$ -	$ -	$ -	$ -	$ -	$ -	$ -	$ -	$ -	$ -	$ -	$ -	$ -	$ -
1692	T680001046	368.0	$ -	$ -	$ -	$ -	$ -	$ -	$ 64	$ 64	$ 64	$ 64	$ 64	$ 64	$ 64	$ 64	$ 64	$ 64
1693	T680001046	369.0	$ -	$ -	$ -	$ -	$ -	$ -	$ 263	$ 263	$ 263	$ 263	$ 263	$ 263	$ 263	$ 263	$ 263	$ 263
1694	610001047	376.1	$ -	$ -	$ -	$ -	$ -	$ -	$ -	$ -	$ -	$ -	$ -	$ -	$ -	$ -	$ -	$ -
1695	610001047	376.2	$ -	$ -	$ -	$ -	$ -	$ -	$ -	$ -	$ -	$ -	$ -	$ -	$ -	$ -	$ -	$ -
1696	610001047	376.4	$ -	$ -	$ -	$ -	$ -	$ -	$ -	$ -	$ -	$ -	$ -	$ -	$ -	$ -	$ -	$ -
1697	610001047	380.0	$ -	$ -	$ -	$ -	$ -	$ -	$ -	$ -	$ -	$ -	$ -	$ -	$ -	$ -	$ -	$ -
1698	610001048	376.1	$ -	$ -	$ -	$ -	$ -	$ -	$ -	$ -	$ -	$ -	$ -	$ -	$ -	$ -	$ -	$ -
1699	610001048	376.2	$ -	$ -	$ -	$ -	$ -	$ -	$ -	$ -	$ -	$ -	$ -	$ -	$ -	$ -	$ -	$ -
1700	610001048	376.4	$ -	$ -	$ -	$ -	$ -	$ -	$ -	$ -	$ -	$ -	$ -	$ -	$ -	$ -	$ -	$ -
1701	610001048	380.0	$ -	$ -	$ -	$ -	$ -	$ -	$ -	$ -	$ -	$ -	$ -	$ -	$ -	$ -	$ -	$ -
1702	611001049	376.1	$ -	$ -	$ -	$ -	$ -	$ -	$ -	$ -	$ -	$ -	$ -	$ -	$ -	$ -	$ -	$ -
1703	611001049	376.2	$ -	$ -	$ -	$ -	$ -	$ -	$ -	$ -	$ -	$ -	$ -	$ -	$ -	$ -	$ -	$ -
1704	611001049	376.4	$ -	$ -	$ -	$ -	$ -	$ -	$ -	$ -	$ -	$ -	$ -	$ -	$ -	$ -	$ -	$ -
1705	601001050	391.2	$ -	$ -	$ -	$ -	$ -	$ -	$ -	$ -	$ -	$ -	$ -	$ -	$ -	$ -	$ -	$ -
1706	601001050	397.0	$ -	$ -	$ -	$ -	$ -	$ -	$ -	$ -	$ -	$ -	$ -	$ -	$ -	$ -	$ -	$ -
1707	601001050	398.0	$ -	$ -	$ -	$ -	$ -	$ -	$ -	$ -	$ -	$ -	$ -	$ -	$ -	$ -	$ -	$ -
1708	601001054	391.2	$ -	$ -	$ -	$ -	$ -	$ -	$ -	$ -	$ -	$ -	$ -	$ -	$ -	$ -	$ -	$ -
1709	601001054	397.0	$ -	$ -	$ -	$ -	$ -	$ -	$ -	$ -	$ -	$ -	$ -	$ -	$ -	$ -	$ -	$ -
1710	601001054	398.0	$ -	$ -	$ -	$ -	$ -	$ -	$ -	$ -	$ -	$ -	$ -	$ -	$ -	$ -	$ -	$ -
1711	601001056	391.2	$ -	$ -	$ -	$ -	$ -	$ -	$ -	$ -	$ -	$ -	$ -	$ -	$ -	$ -	$ -	$ -
1712	601001056	397.0	$ -	$ -	$ -	$ -	$ -	$ -	$ -	$ -	$ -	$ -	$ -	$ -	$ -	$ -	$ -	$ -
1713	601001056	398.0	$ -	$ -	$ -	$ -	$ -	$ -	$ -	$ -	$ -	$ -	$ -	$ -	$ -	$ -	$ -	$ -
1714	601001058	391.2	$ -	$ -	$ -	$ -	$ -	$ -	$ -	$ -	$ -	$ -	$ -	$ -	$ -	$ -	$ -	$ -
1715	601001058	397.0	$ -	$ -	$ -	$ -	$ -	$ -	$ -	$ -	$ -	$ -	$ -	$ -	$ -	$ -	$ -	$ -
1716	601001058	398.0	$ -	$ -	$ -	$ -	$ -	$ -	$ -	$ -	$ -	$ -	$ -	$ -	$ -	$ -	$ -	$ -
1717	601001059	303.3	$ -	$ -	$ 2,908	$ 2,908	$ 2,908	$ 2,908	$ 2,908	$ 2,908	$ 2,908	$ 2,908	$ 2,908	$ 2,908	$ 2,908	$ 2,908	$ 2,908	$ 2,908
1718	601001060	303.3	$ -	$ -	$ -	$ -	$ -	$ -	$ -	$ -	$ -	$ -	$ -	$ -	$ -	$ -	$ -	$ -
1719	601001061	391.2	$ -	$ -	$ -	$ -	$ -	$ -	$ -	$ -	$ -	$ -	$ -	$ -	$ -	$ -	$ -	$ -

NEW MEXICO GAS COMPANY, INC.

Depreciation Activity
Base Period - 12 Months Ending March 31, 2023
Future Test Year - 12 Months Ending September 30, 2025

	A	B	S	T	U	V	W	X	Y	Z	AA	AB	AC	AD	AE	AF
1																
2			Activity	Activity	Activity	Activity	Activity	Activity	Activity	Activity	Activity	Activity	Activity	Activity	Activity	Activity
3	Investment Number / Beginning Balance	FERC Account	8/31/2024	9/30/2024	10/31/2024	11/30/2024	12/31/2024	1/31/2025	2/28/2025	3/31/2025	4/30/2025	5/31/2025	6/30/2025	7/31/2025	8/31/2025	9/30/2025
1668	610001036	376.4	$ -	$ -	$ -	$ -	$ -	$ -	$ -	$ -	$ -	$ -	$ -	$ -	$ -	$ -
1669	T626001037	368.0	$ -	$ -	$ -	$ -	$ -	$ -	$ -	$ -	$ -	$ -	$ -	$ -	$ -	$ -
1670	T626001037	369.0	$ -	$ -	$ -	$ -	$ -	$ -	$ -	$ -	$ -	$ -	$ -	$ -	$ -	$ -
1671	T610001038	367.1	$ -	$ -	$ -	$ -	$ -	$ -	$ -	$ -	$ -	$ -	$ -	$ -	$ -	$ -
1672	T610001038	368.0	$ -	$ -	$ -	$ -	$ -	$ -	$ -	$ -	$ -	$ -	$ -	$ -	$ -	$ -
1673	T610001038	369.0	$ -	$ -	$ -	$ -	$ -	$ -	$ -	$ -	$ -	$ -	$ -	$ -	$ -	$ -
1674	T626001039	368.0	$ -	$ -	$ -	$ -	$ -	$ -	$ -	$ -	$ -	$ -	$ -	$ -	$ -	$ -
1675	T626001039	369.0	$ -	$ -	$ -	$ -	$ -	$ -	$ -	$ -	$ -	$ -	$ -	$ -	$ -	$ -
1676	T680001041	367.1	$ -	$ -	$ -	$ -	$ -	$ -	$ -	$ -	$ -	$ -	$ -	$ -	$ -	$ -
1677	T680001041	368.0	$ -	$ -	$ -	$ -	$ -	$ -	$ -	$ -	$ -	$ -	$ -	$ -	$ -	$ -
1678	T680001041	369.0	$ -	$ -	$ -	$ -	$ -	$ -	$ -	$ -	$ -	$ -	$ -	$ -	$ -	$ -
1679	T660001042	367.1	$ -	$ -	$ -	$ -	$ -	$ -	$ -	$ -	$ -	$ -	$ -	$ -	$ -	$ -
1680	T660001042	368.0	$ -	$ -	$ -	$ -	$ -	$ -	$ -	$ -	$ -	$ -	$ -	$ -	$ -	$ -
1681	T660001042	369.0	$ -	$ -	$ -	$ -	$ -	$ -	$ -	$ -	$ -	$ -	$ -	$ -	$ -	$ -
1682	T624001043	367.1	$ -	$ -	$ -	$ -	$ -	$ -	$ -	$ -	$ -	$ -	$ -	$ -	$ -	$ -
1683	T624001043	368.0	$ -	$ -	$ -	$ -	$ -	$ -	$ -	$ -	$ -	$ -	$ -	$ -	$ -	$ -
1684	T624001043	369.0	$ -	$ -	$ -	$ -	$ -	$ -	$ -	$ -	$ -	$ -	$ -	$ -	$ -	$ -
1685	610001044	376.1	$ -	$ -	$ -	$ -	$ -	$ -	$ -	$ -	$ -	$ -	$ -	$ -	$ -	$ -
1686	610001044	376.2	$ -	$ -	$ -	$ -	$ -	$ -	$ -	$ -	$ -	$ -	$ -	$ -	$ -	$ -
1687	610001044	376.4	$ -	$ -	$ -	$ -	$ -	$ -	$ -	$ -	$ -	$ -	$ -	$ -	$ -	$ -
1688	610001044	380.0	$ -	$ -	$ -	$ -	$ -	$ -	$ -	$ -	$ -	$ -	$ -	$ -	$ -	$ -
1689	T660001045	367.1	$ -	$ -	$ -	$ -	$ -	$ -	$ -	$ -	$ -	$ -	$ -	$ -	$ -	$ -
1690	T660001045	368.0	$ -	$ -	$ -	$ -	$ -	$ -	$ -	$ -	$ -	$ -	$ -	$ -	$ -	$ -
1691	T660001045	369.0	$ -	$ -	$ -	$ -	$ -	$ -	$ -	$ -	$ -	$ -	$ -	$ -	$ -	$ -
1692	T680001046	368.0	$ 64	$ 64	$ 64	$ 64	$ 64	$ 64	$ 64	$ 64	$ 64	$ 64	$ 64	$ 64	$ 64	$ 64
1693	T680001046	369.0	$ 263	$ 263	$ 263	$ 263	$ 263	$ 263	$ 263	$ 263	$ 263	$ 263	$ 263	$ 263	$ 263	$ 263
1694	610001047	376.1	$ -	$ -	$ -	$ -	$ -	$ -	$ -	$ -	$ -	$ -	$ -	$ -	$ -	$ -
1695	610001047	376.2	$ -	$ -	$ -	$ -	$ -	$ -	$ -	$ -	$ -	$ -	$ -	$ -	$ -	$ -
1696	610001047	376.4	$ -	$ -	$ -	$ -	$ -	$ -	$ -	$ -	$ -	$ -	$ -	$ -	$ -	$ -
1697	610001047	380.0	$ -	$ -	$ -	$ -	$ -	$ -	$ -	$ -	$ -	$ -	$ -	$ -	$ -	$ -
1698	610001048	376.1	$ -	$ -	$ -	$ -	$ -	$ -	$ -	$ -	$ -	$ -	$ -	$ -	$ -	$ -
1699	610001048	376.2	$ -	$ -	$ -	$ -	$ -	$ -	$ -	$ -	$ -	$ -	$ -	$ -	$ -	$ -
1700	610001048	376.4	$ -	$ -	$ -	$ -	$ -	$ -	$ -	$ -	$ -	$ -	$ -	$ -	$ -	$ -
1701	610001048	380.0	$ -	$ -	$ -	$ -	$ -	$ -	$ -	$ -	$ -	$ -	$ -	$ -	$ -	$ -
1702	611001049	376.1	$ -	$ -	$ -	$ -	$ -	$ -	$ -	$ -	$ -	$ -	$ -	$ -	$ -	$ -
1703	611001049	376.2	$ -	$ -	$ -	$ -	$ -	$ -	$ -	$ -	$ -	$ -	$ -	$ -	$ -	$ -
1704	611001049	376.4	$ -	$ -	$ -	$ -	$ -	$ -	$ -	$ -	$ -	$ -	$ -	$ -	$ -	$ -
1705	601001050	391.2	$ -	$ -	$ -	$ -	$ -	$ -	$ -	$ -	$ -	$ -	$ -	$ -	$ -	$ -
1706	601001050	397.0	$ -	$ -	$ -	$ -	$ -	$ -	$ -	$ -	$ -	$ -	$ -	$ -	$ -	$ -
1707	601001050	398.0	$ -	$ -	$ -	$ -	$ -	$ -	$ -	$ -	$ -	$ -	$ -	$ -	$ -	$ -
1708	601001054	391.2	$ -	$ -	$ -	$ -	$ -	$ -	$ -	$ -	$ -	$ -	$ -	$ -	$ -	$ -
1709	601001054	397.0	$ -	$ -	$ -	$ -	$ -	$ -	$ -	$ -	$ -	$ -	$ -	$ -	$ -	$ -
1710	601001054	398.0	$ -	$ -	$ -	$ -	$ -	$ -	$ -	$ -	$ -	$ -	$ -	$ -	$ -	$ -
1711	601001056	391.2	$ -	$ -	$ -	$ -	$ -	$ -	$ -	$ -	$ -	$ -	$ -	$ -	$ -	$ -
1712	601001056	397.0	$ -	$ -	$ -	$ -	$ -	$ -	$ -	$ -	$ -	$ -	$ -	$ -	$ -	$ -
1713	601001056	398.0	$ -	$ -	$ -	$ -	$ -	$ -	$ -	$ -	$ -	$ -	$ -	$ -	$ -	$ -
1714	601001058	391.2	$ -	$ -	$ -	$ -	$ -	$ -	$ -	$ -	$ -	$ -	$ -	$ -	$ -	$ -
1715	601001058	397.0	$ -	$ -	$ -	$ -	$ -	$ -	$ -	$ -	$ -	$ -	$ -	$ -	$ -	$ -
1716	601001058	398.0	$ -	$ -	$ -	$ -	$ -	$ -	$ -	$ -	$ -	$ -	$ -	$ -	$ -	$ -
1717	601001059	303.3	$ 2,908	$ 2,908	$ 2,908	$ 2,908	$ 2,908	$ 2,908	$ 2,908	$ 2,908	$ 2,908	$ 2,908	$ 2,908	$ 2,908	$ 2,908	$ 2,908
1718	601001060	303.3	$ -	$ -	$ -	$ -	$ -	$ -	$ -	$ -	$ -	$ -	$ -	$ -	$ -	$ -
1719	601001061	391.2	$ -	$ -	$ -	$ -	$ -	$ -	$ -	$ -	$ -	$ -	$ -	$ -	$ -	$ -

Sponsored by NMGC Witness Erik C. Buchanan

NEW MEXICO GAS COMPANY, INC.

Depreciation Activity
Base Period - 12 Months Ending March 31, 2023
Future Test Year - 12 Months Ending September 30, 2025

	A	B	C	D	E	F	G	H	I	J	K	L	M	N	O	P	Q	R
1																		
2			Activity	Activity	Activity	Activity	Activity	Activity	Activity	Activity	Activity	Activity	Activity	Activity	Activity	Activity	Activity	Activity
3	Investment Number / Beginning Balance	FERC Account	4/30/2023	5/31/2023	6/30/2023	7/31/2023	8/31/2023	9/30/2023	10/31/2023	11/30/2023	12/31/2023	1/31/2024	2/29/2024	3/31/2024	4/30/2024	5/31/2024	6/30/2024	7/31/2024
1720	601001061	397.0	$ -	$ -	$ -	$ -	$ -	$ -	$ -	$ -	$ -	$ -	$ -	$ -	$ -	$ -	$ -	$ -
1721	601001061	398.0	$ -	$ -	$ -	$ -	$ -	$ -	$ -	$ -	$ -	$ -	$ -	$ -	$ -	$ -	$ -	$ -
1722	T624001062	367.1	$ -	$ -	$ -	$ -	$ -	$ -	$ -	$ -	$ -	$ -	$ -	$ -	$ -	$ -	$ -	$ -
1723	T624001062	368.0	$ -	$ -	$ -	$ -	$ -	$ -	$ -	$ -	$ -	$ -	$ -	$ -	$ -	$ -	$ -	$ -
1724	T624001062	369.0	$ -	$ -	$ -	$ -	$ -	$ -	$ -	$ -	$ -	$ -	$ -	$ -	$ -	$ -	$ -	$ -
1725	601001063	391.2	$ -	$ -	$ -	$ -	$ -	$ -	$ -	$ -	$ -	$ -	$ -	$ -	$ -	$ -	$ -	$ -
1726	601001063	397.0	$ -	$ -	$ -	$ -	$ -	$ -	$ -	$ -	$ -	$ -	$ -	$ -	$ -	$ -	$ -	$ -
1727	601001063	398.0	$ -	$ -	$ -	$ -	$ -	$ -	$ -	$ -	$ -	$ -	$ -	$ -	$ -	$ -	$ -	$ -
1728	601001064	391.2	$ -	$ -	$ -	$ -	$ -	$ -	$ -	$ -	$ -	$ 8,014	$ 8,014	$ 8,014	$ 8,014	$ 8,014	$ 8,014	$ 8,014
1729	601001064	397.0	$ -	$ -	$ -	$ -	$ -	$ -	$ -	$ -	$ -	$ 378	$ 378	$ 378	$ 378	$ 378	$ 378	$ 378
1730	601001064	398.0	$ -	$ -	$ -	$ -	$ -	$ -	$ -	$ -	$ -	$ 772	$ 772	$ 772	$ 772	$ 772	$ 772	$ 772
1731	601001065	391.2	$ -	$ -	$ -	$ -	$ -	$ -	$ -	$ -	$ -	$ -	$ -	$ -	$ -	$ -	$ -	$ -
1732	601001065	397.0	$ -	$ -	$ -	$ -	$ -	$ -	$ -	$ -	$ -	$ -	$ -	$ -	$ -	$ -	$ -	$ -
1733	601001065	398.0	$ -	$ -	$ -	$ -	$ -	$ -	$ -	$ -	$ -	$ -	$ -	$ -	$ -	$ -	$ -	$ -
1734	601001067	391.2	$ -	$ -	$ -	$ -	$ -	$ -	$ -	$ -	$ -	$ -	$ -	$ -	$ -	$ -	$ -	$ -
1735	601001067	397.0	$ -	$ -	$ -	$ -	$ -	$ -	$ -	$ -	$ -	$ -	$ -	$ -	$ -	$ -	$ -	$ -
1736	601001067	398.0	$ -	$ -	$ -	$ -	$ -	$ -	$ -	$ -	$ -	$ -	$ -	$ -	$ -	$ -	$ -	$ -
1737	601001068	391.2	$ -	$ -	$ -	$ -	$ -	$ -	$ -	$ -	$ -	$ -	$ -	$ -	$ -	$ -	$ -	$ -
1738	601001068	397.0	$ -	$ -	$ -	$ -	$ -	$ -	$ -	$ -	$ -	$ -	$ -	$ -	$ -	$ -	$ -	$ -
1739	601001068	398.0	$ -	$ -	$ -	$ -	$ -	$ -	$ -	$ -	$ -	$ -	$ -	$ -	$ -	$ -	$ -	$ -
1740	601001069	391.2	$ -	$ -	$ -	$ -	$ -	$ -	$ -	$ -	$ -	$ -	$ -	$ -	$ -	$ -	$ -	$ -
1741	601001069	397.0	$ -	$ -	$ -	$ -	$ -	$ -	$ -	$ -	$ -	$ -	$ -	$ -	$ -	$ -	$ -	$ -
1742	601001069	398.0	$ -	$ -	$ -	$ -	$ -	$ -	$ -	$ -	$ -	$ -	$ -	$ -	$ -	$ -	$ -	$ -
1743	601001070	391.2	$ -	$ -	$ -	$ -	$ -	$ -	$ -	$ -	$ -	$ -	$ -	$ -	$ -	$ -	$ -	$ -
1744	601001070	397.0	$ -	$ -	$ -	$ -	$ -	$ -	$ -	$ -	$ -	$ -	$ -	$ -	$ -	$ -	$ -	$ -
1745	601001070	398.0	$ -	$ -	$ -	$ -	$ -	$ -	$ -	$ -	$ -	$ -	$ -	$ -	$ -	$ -	$ -	$ -
1746	T660001072	367.1	$ -	$ -	$ -	$ -	$ -	$ -	$ -	$ -	$ -	$ -	$ -	$ -	$ -	$ -	$ -	$ -
1747	T660001072	368.0	$ -	$ -	$ -	$ -	$ -	$ -	$ -	$ -	$ -	$ -	$ -	$ -	$ -	$ -	$ -	$ -
1748	T660001072	369.0	$ -	$ -	$ -	$ -	$ -	$ -	$ -	$ -	$ -	$ -	$ -	$ -	$ -	$ -	$ -	$ -
1749	T626001073	367.1	$ -	$ -	$ -	$ -	$ -	$ -	$ -	$ -	$ -	$ -	$ -	$ -	$ -	$ -	$ -	$ -
1750	T626001073	368.0	$ -	$ -	$ -	$ -	$ -	$ -	$ -	$ -	$ -	$ -	$ -	$ -	$ -	$ -	$ -	$ -
1751	T626001073	369.0	$ -	$ -	$ -	$ -	$ -	$ -	$ -	$ -	$ -	$ -	$ -	$ -	$ -	$ -	$ -	$ -
1752	T626001074	367.1	$ -	$ -	$ -	$ -	$ -	$ -	$ -	$ -	$ -	$ -	$ -	$ -	$ -	$ -	$ -	$ -
1753	T626001074	368.0	$ -	$ -	$ -	$ -	$ -	$ -	$ -	$ -	$ -	$ -	$ -	$ -	$ -	$ -	$ -	$ -
1754	T626001074	369.0	$ -	$ -	$ -	$ -	$ -	$ -	$ -	$ -	$ -	$ -	$ -	$ -	$ -	$ -	$ -	$ -
1755	T621001075	367.1	$ -	$ -	$ -	$ -	$ -	$ -	$ -	$ -	$ -	$ -	$ -	$ -	$ -	$ -	$ -	$ -
1756	T621001075	368.0	$ -	$ -	$ -	$ -	$ -	$ -	$ -	$ -	$ -	$ -	$ -	$ -	$ -	$ -	$ -	$ -
1757	T621001075	369.0	$ -	$ -	$ -	$ -	$ -	$ -	$ -	$ -	$ -	$ -	$ -	$ -	$ -	$ -	$ -	$ -
1758	T660001077	367.1	$ -	$ -	$ -	$ -	$ -	$ -	$ -	$ -	$ -	$ -	$ -	$ -	$ -	$ -	$ -	$ -
1759	T660001077	368.0	$ -	$ -	$ -	$ -	$ -	$ -	$ -	$ -	$ -	$ -	$ -	$ -	$ -	$ -	$ -	$ -
1760	T660001077	369.0	$ -	$ -	$ -	$ -	$ -	$ -	$ -	$ -	$ -	$ -	$ -	$ -	$ -	$ -	$ -	$ -
1761	T680001078	367.1	$ -	$ -	$ -	$ -	$ -	$ -	$ -	$ -	$ -	$ -	$ -	$ -	$ -	$ -	$ -	$ -
1762	T680001078	368.0	$ -	$ -	$ -	$ -	$ -	$ -	$ -	$ -	$ -	$ -	$ -	$ -	$ -	$ -	$ -	$ -
1763	T680001078	369.0	$ -	$ -	$ -	$ -	$ -	$ -	$ -	$ -	$ -	$ -	$ -	$ -	$ -	$ -	$ -	$ -
1764	T624001079	367.1	$ -	$ -	$ -	$ -	$ -	$ -	$ -	$ -	$ -	$ -	$ -	$ -	$ -	$ -	$ -	$ -
1765	T624001079	368.0	$ -	$ -	$ -	$ -	$ -	$ -	$ -	$ -	$ -	$ -	$ -	$ -	$ -	$ -	$ -	$ -
1766	T624001079	369.0	$ -	$ -	$ -	$ -	$ -	$ -	$ -	$ -	$ -	$ -	$ -	$ -	$ -	$ -	$ -	$ -
1767	T660001080	367.1	$ -	$ -	$ -	$ -	$ -	$ -	$ -	$ -	$ -	$ -	$ -	$ -	$ -	$ -	$ -	$ -
1768	T660001080	368.0	$ -	$ -	$ -	$ -	$ -	$ -	$ -	$ -	$ -	$ -	$ -	$ -	$ -	$ -	$ -	$ -
1769	T660001080	369.0	$ -	$ -	$ -	$ -	$ -	$ -	$ -	$ -	$ -	$ -	$ -	$ -	$ -	$ -	$ -	$ -
1770	627001081	376.1	$ -	$ -	$ 1	$ 1	$ 1	$ 1	$ 1	$ 1	$ 1	$ 1	$ 1	$ 1	$ 1	$ 1	$ 1	$ 1
1771	627001081	376.2	$ -	$ -	$ 4	$ 4	$ 4	$ 4	$ 4	$ 4	$ 4	$ 4	$ 4	$ 4	$ 4	$ 4	$ 4	$ 4

Sponsored by NMGC Witness Erik C. Buchanan

WP Plant 4 Deprec Activity

NEW MEXICO GAS COMPANY, INC.

Depreciation Activity
Base Period - 12 Months Ending March 31, 2023
Future Test Year - 12 Months Ending September 30, 2025

	A	B	S	T	U	V	W	X	Y	Z	AA	AB	AC	AD	AE	AF
1																
2			Activity	Activity	Activity	Activity	Activity	Activity	Activity	Activity	Activity	Activity	Activity	Activity	Activity	Activity
3	Investment Number / Beginning Balance	FERC Account	8/31/2024	9/30/2024	10/31/2024	11/30/2024	12/31/2024	1/31/2025	2/28/2025	3/31/2025	4/30/2025	5/31/2025	6/30/2025	7/31/2025	8/31/2025	9/30/2025
1720	601001061	397.0	$ -	$ -	$ -	$ -	$ -	$ -	$ -	$ -	$ -	$ -	$ -	$ -	$ -	$ -
1721	601001061	398.0	$ -	$ -	$ -	$ -	$ -	$ -	$ -	$ -	$ -	$ -	$ -	$ -	$ -	$ -
1722	T624001062	367.1	$ -	$ -	$ -	$ -	$ -	$ -	$ -	$ -	$ -	$ -	$ -	$ -	$ -	$ -
1723	T624001062	368.0	$ -	$ -	$ -	$ -	$ -	$ -	$ -	$ -	$ -	$ -	$ -	$ -	$ -	$ -
1724	T624001062	369.0	$ -	$ -	$ -	$ -	$ -	$ -	$ -	$ -	$ -	$ -	$ -	$ -	$ -	$ -
1725	601001063	391.2	$ -	$ -	$ -	$ -	$ -	$ -	$ -	$ -	$ -	$ -	$ -	$ -	$ -	$ -
1726	601001063	397.0	$ -	$ -	$ -	$ -	$ -	$ -	$ -	$ -	$ -	$ -	$ -	$ -	$ -	$ -
1727	601001063	398.0	$ -	$ -	$ -	$ -	$ -	$ -	$ -	$ -	$ -	$ -	$ -	$ -	$ -	$ -
1728	601001064	391.2	$ 8,014	$ 8,014	$ 8,014	$ 8,014	$ 8,014	$ 8,014	$ 8,014	$ 8,014	$ 8,014	$ 8,014	$ 8,014	$ 8,014	$ 8,014	$ 8,014
1729	601001064	397.0	$ 378	$ 378	$ 378	$ 378	$ 378	$ 378	$ 378	$ 378	$ 378	$ 378	$ 378	$ 378	$ 378	$ 378
1730	601001064	398.0	$ 772	$ 772	$ 772	$ 772	$ 772	$ 772	$ 772	$ 772	$ 772	$ 772	$ 772	$ 772	$ 772	$ 772
1731	601001065	391.2	$ -	$ -	$ -	$ -	$ -	$ -	$ -	$ -	$ -	$ -	$ -	$ -	$ -	$ -
1732	601001065	397.0	$ -	$ -	$ -	$ -	$ -	$ -	$ -	$ -	$ -	$ -	$ -	$ -	$ -	$ -
1733	601001065	398.0	$ -	$ -	$ -	$ -	$ -	$ -	$ -	$ -	$ -	$ -	$ -	$ -	$ -	$ -
1734	601001067	391.2	$ -	$ -	$ -	$ -	$ -	$ -	$ -	$ -	$ -	$ -	$ -	$ -	$ -	$ -
1735	601001067	397.0	$ -	$ -	$ -	$ -	$ -	$ -	$ -	$ -	$ -	$ -	$ -	$ -	$ -	$ -
1736	601001067	398.0	$ -	$ -	$ -	$ -	$ -	$ -	$ -	$ -	$ -	$ -	$ -	$ -	$ -	$ -
1737	601001068	391.2	$ -	$ -	$ -	$ -	$ -	$ -	$ -	$ -	$ -	$ -	$ -	$ -	$ -	$ -
1738	601001068	397.0	$ -	$ -	$ -	$ -	$ -	$ -	$ -	$ -	$ -	$ -	$ -	$ -	$ -	$ -
1739	601001068	398.0	$ -	$ -	$ -	$ -	$ -	$ -	$ -	$ -	$ -	$ -	$ -	$ -	$ -	$ -
1740	601001069	391.2	$ -	$ -	$ -	$ -	$ -	$ -	$ -	$ -	$ -	$ -	$ -	$ -	$ -	$ -
1741	601001069	397.0	$ -	$ -	$ -	$ -	$ -	$ -	$ -	$ -	$ -	$ -	$ -	$ -	$ -	$ -
1742	601001069	398.0	$ -	$ -	$ -	$ -	$ -	$ -	$ -	$ -	$ -	$ -	$ -	$ -	$ -	$ -
1743	601001070	391.2	$ -	$ -	$ -	$ -	$ -	$ -	$ -	$ -	$ -	$ -	$ -	$ -	$ -	$ -
1744	601001070	397.0	$ -	$ -	$ -	$ -	$ -	$ -	$ -	$ -	$ -	$ -	$ -	$ -	$ -	$ -
1745	601001070	398.0	$ -	$ -	$ -	$ -	$ -	$ -	$ -	$ -	$ -	$ -	$ -	$ -	$ -	$ -
1746	T660001072	367.1	$ 694	$ 694	$ 694	$ 694	$ 694	$ 694	$ 694	$ 694	$ 694	$ 694	$ 694	$ 694	$ 694	$ 694
1747	T660001072	368.0	$ 133	$ 133	$ 133	$ 133	$ 133	$ 133	$ 133	$ 133	$ 133	$ 133	$ 133	$ 133	$ 133	$ 133
1748	T660001072	369.0	$ 275	$ 275	$ 275	$ 275	$ 275	$ 275	$ 275	$ 275	$ 275	$ 275	$ 275	$ 275	$ 275	$ 275
1749	T626001073	367.1	$ -	$ -	$ -	$ -	$ -	$ -	$ -	$ -	$ -	$ -	$ -	$ -	$ -	$ -
1750	T626001073	368.0	$ -	$ -	$ -	$ -	$ -	$ -	$ -	$ -	$ -	$ -	$ -	$ -	$ -	$ -
1751	T626001073	369.0	$ -	$ -	$ -	$ -	$ -	$ -	$ -	$ -	$ -	$ -	$ -	$ -	$ -	$ -
1752	T626001074	367.1	$ -	$ -	$ -	$ -	$ -	$ -	$ -	$ -	$ -	$ -	$ -	$ -	$ -	$ -
1753	T626001074	368.0	$ -	$ -	$ -	$ -	$ -	$ -	$ -	$ -	$ -	$ -	$ -	$ -	$ -	$ -
1754	T626001074	369.0	$ -	$ -	$ -	$ -	$ -	$ -	$ -	$ -	$ -	$ -	$ -	$ -	$ -	$ -
1755	T621001075	367.1	$ -	$ -	$ -	$ -	$ -	$ -	$ -	$ -	$ -	$ -	$ -	$ -	$ -	$ -
1756	T621001075	368.0	$ -	$ -	$ -	$ -	$ -	$ -	$ -	$ -	$ -	$ -	$ -	$ -	$ -	$ -
1757	T621001075	369.0	$ -	$ -	$ -	$ -	$ -	$ -	$ -	$ -	$ -	$ -	$ -	$ -	$ -	$ -
1758	T660001077	367.1	$ -	$ -	$ -	$ -	$ -	$ -	$ -	$ -	$ -	$ -	$ -	$ -	$ -	$ -
1759	T660001077	368.0	$ -	$ -	$ -	$ -	$ -	$ -	$ -	$ -	$ -	$ -	$ -	$ -	$ -	$ -
1760	T660001077	369.0	$ -	$ -	$ -	$ -	$ -	$ -	$ -	$ -	$ -	$ -	$ -	$ -	$ -	$ -
1761	T680001078	367.1	$ -	$ -	$ -	$ -	$ -	$ -	$ -	$ -	$ -	$ -	$ -	$ -	$ -	$ -
1762	T680001078	368.0	$ -	$ -	$ -	$ -	$ -	$ -	$ -	$ -	$ -	$ -	$ -	$ -	$ -	$ -
1763	T680001078	369.0	$ -	$ -	$ -	$ -	$ -	$ -	$ -	$ -	$ -	$ -	$ -	$ -	$ -	$ -
1764	T624001079	367.1	$ -	$ -	$ -	$ -	$ -	$ -	$ -	$ -	$ -	$ -	$ -	$ -	$ -	$ -
1765	T624001079	368.0	$ -	$ -	$ -	$ -	$ -	$ -	$ -	$ -	$ -	$ -	$ -	$ -	$ -	$ -
1766	T624001079	369.0	$ -	$ -	$ -	$ -	$ -	$ -	$ -	$ -	$ -	$ -	$ -	$ -	$ -	$ -
1767	T660001080	367.1	$ -	$ -	$ -	$ -	$ -	$ -	$ -	$ -	$ -	$ -	$ -	$ -	$ -	$ -
1768	T660001080	368.0	$ -	$ -	$ -	$ -	$ -	$ -	$ -	$ -	$ -	$ -	$ -	$ -	$ -	$ -
1769	T660001080	369.0	$ -	$ -	$ -	$ -	$ -	$ -	$ -	$ -	$ -	$ -	$ -	$ -	$ -	$ -
1770	627001081	376.1	$ 1	$ 1	$ 1	$ 1	$ 1	$ 1	$ 1	$ 1	$ 1	$ 1	$ 1	$ 1	$ 1	$ 1
1771	627001081	376.2	$ 4	$ 4	$ 4	$ 4	$ 4	$ 4	$ 4	$ 4	$ 4	$ 4	$ 4	$ 4	$ 4	$ 4

Sponsored by NMGC Witness Erik C. Buchanan

NEW MEXICO GAS COMPANY, INC.

Depreciation Activity
Base Period - 12 Months Ending March 31, 2023
Future Test Year - 12 Months Ending September 30, 2025

	A	B	C	D	E	F	G	H	I	J	K	L	M	N	O	P	Q	R
1																		
2			Activity	Activity	Activity	Activity	Activity	Activity	Activity	Activity	Activity	Activity	Activity	Activity	Activity	Activity	Activity	Activity
3	Investment Number / Beginning Balance	FERC Account	4/30/2023	5/31/2023	6/30/2023	7/31/2023	8/31/2023	9/30/2023	10/31/2023	11/30/2023	12/31/2023	1/31/2024	2/29/2024	3/31/2024	4/30/2024	5/31/2024	6/30/2024	7/31/2024
1772	627001081	376.4	$ -	$ -	$ 0	$ 0	$ 0	$ 0	$ 0	$ 0	$ 0	$ 0	$ 0	$ 0	$ 0	$ 0	$ 0	$ 0
1773	627001081	380.0	$ -	$ -	$ 2	$ 2	$ 2	$ 1	$ 1	$ 1	$ 1	$ 1	$ 1	$ 1	$ 1	$ 1	$ 1	$ 1
1774	T660001082	367.1	$ -	$ -	$ -	$ -	$ -	$ -	$ -	$ -	$ -	$ -	$ -	$ -	$ -	$ -	$ -	$ -
1775	T660001082	368.0	$ -	$ -	$ -	$ -	$ -	$ -	$ -	$ -	$ -	$ -	$ -	$ -	$ -	$ -	$ -	$ -
1776	T660001082	369.0	$ -	$ -	$ -	$ -	$ -	$ -	$ -	$ -	$ -	$ -	$ -	$ -	$ -	$ -	$ -	$ -
1777	T660001083	367.1	$ -	$ -	$ -	$ -	$ -	$ -	$ -	$ -	$ -	$ -	$ -	$ -	$ -	$ -	$ -	$ -
1778	T660001083	368.0	$ -	$ -	$ -	$ -	$ -	$ -	$ -	$ -	$ -	$ -	$ -	$ -	$ -	$ -	$ -	$ -
1779	T660001083	369.0	$ -	$ -	$ -	$ -	$ -	$ -	$ -	$ -	$ -	$ -	$ -	$ -	$ -	$ -	$ -	$ -
1780	601001085	303.3	$ -	$ -	$ -	$ -	$ -	$ -	$ -	$ -	$ -	$ -	$ -	$ -	$ -	$ -	$ -	$ -
1781	T621001087	367.1	$ -	$ -	$ -	$ -	$ -	$ -	$ -	$ -	$ -	$ -	$ -	$ -	$ -	$ -	$ -	$ -
1782	T621001087	368.0	$ -	$ -	$ -	$ -	$ -	$ -	$ -	$ -	$ -	$ -	$ -	$ -	$ -	$ -	$ -	$ -
1783	T621001087	369.0	$ -	$ -	$ -	$ -	$ -	$ -	$ -	$ -	$ -	$ -	$ -	$ -	$ -	$ -	$ -	$ -
1784	601001089	368.0	$ -	$ -	$ -	$ -	$ -	$ -	$ -	$ -	$ -	$ -	$ -	$ -	$ -	$ -	$ -	$ -
1785	601001089	369.0	$ -	$ -	$ -	$ -	$ -	$ -	$ -	$ -	$ -	$ -	$ -	$ -	$ -	$ -	$ -	$ -
1786	T624001090	367.1	$ -	$ -	$ -	$ -	$ -	$ -	$ -	$ -	$ -	$ -	$ -	$ -	$ -	$ -	$ -	$ -
1787	T624001090	368.0	$ -	$ -	$ -	$ -	$ -	$ -	$ -	$ -	$ -	$ -	$ -	$ -	$ -	$ -	$ -	$ -
1788	T624001090	369.0	$ -	$ -	$ -	$ -	$ -	$ -	$ -	$ -	$ -	$ -	$ -	$ -	$ -	$ -	$ -	$ -
1789	601001091	368.0	$ -	$ -	$ -	$ -	$ -	$ -	$ -	$ -	$ -	$ -	$ -	$ -	$ -	$ -	$ -	$ -
1790	601001091	369.0	$ -	$ -	$ -	$ -	$ -	$ -	$ -	$ -	$ -	$ -	$ -	$ -	$ -	$ -	$ -	$ -
1791	601001092	368.0	$ -	$ -	$ -	$ -	$ -	$ -	$ -	$ -	$ -	$ -	$ -	$ -	$ -	$ -	$ -	$ -
1792	601001092	369.0	$ -	$ -	$ -	$ -	$ -	$ -	$ -	$ -	$ -	$ -	$ -	$ -	$ -	$ -	$ -	$ -
1793	T621001093	367.1	$ -	$ -	$ -	$ -	$ -	$ -	$ -	$ -	$ -	$ -	$ -	$ -	$ -	$ -	$ -	$ -
1794	T621001093	368.0	$ -	$ -	$ -	$ -	$ -	$ -	$ -	$ -	$ -	$ -	$ -	$ -	$ -	$ -	$ -	$ -
1795	T621001093	369.0	$ -	$ -	$ -	$ -	$ -	$ -	$ -	$ -	$ -	$ -	$ -	$ -	$ -	$ -	$ -	$ -
1796	627001094	376.1	$ -	$ -	$ -	$ -	$ -	$ -	$ -	$ -	$ -	$ -	$ -	$ -	$ -	$ -	$ -	$ -
1797	627001094	376.2	$ -	$ -	$ -	$ -	$ -	$ -	$ -	$ -	$ -	$ -	$ -	$ -	$ -	$ -	$ -	$ -
1798	627001094	376.4	$ -	$ -	$ -	$ -	$ -	$ -	$ -	$ -	$ -	$ -	$ -	$ -	$ -	$ -	$ -	$ -
1799	601001095	368.0	$ -	$ -	$ -	$ -	$ -	$ -	$ -	$ -	$ -	$ 46	$ 46	$ 46	$ 46	$ 46	$ 46	$ 46
1800	601001095	369.0	$ -	$ -	$ -	$ -	$ -	$ -	$ -	$ -	$ -	$ 191	$ 191	$ 191	$ 191	$ 191	$ 191	$ 191
1801	T680001096	367.1	$ -	$ -	$ -	$ -	$ -	$ -	$ -	$ -	$ -	$ -	$ -	$ -	$ -	$ -	$ -	$ -
1802	T680001096	368.0	$ -	$ -	$ -	$ -	$ -	$ -	$ -	$ -	$ -	$ -	$ -	$ -	$ -	$ -	$ -	$ -
1803	T680001096	369.0	$ -	$ -	$ -	$ -	$ -	$ -	$ -	$ -	$ -	$ -	$ -	$ -	$ -	$ -	$ -	$ -
1804	T621001097	367.1	$ -	$ -	$ -	$ -	$ -	$ -	$ -	$ -	$ -	$ -	$ -	$ -	$ -	$ -	$ -	$ -
1805	T621001097	368.0	$ -	$ -	$ -	$ -	$ -	$ -	$ -	$ -	$ -	$ -	$ -	$ -	$ -	$ -	$ -	$ -
1806	T621001097	369.0	$ -	$ -	$ -	$ -	$ -	$ -	$ -	$ -	$ -	$ -	$ -	$ -	$ -	$ -	$ -	$ -
1807	601001098	368.0	$ -	$ -	$ -	$ -	$ -	$ -	$ -	$ -	$ -	$ -	$ -	$ -	$ -	$ -	$ -	$ -
1808	601001098	369.0	$ -	$ -	$ -	$ -	$ -	$ -	$ -	$ -	$ -	$ -	$ -	$ -	$ -	$ -	$ -	$ -
1809	T626001099	367.1	$ -	$ -	$ -	$ -	$ -	$ -	$ -	$ -	$ -	$ -	$ -	$ -	$ -	$ -	$ -	$ -
1810	T680001100	367.1	$ -	$ -	$ -	$ -	$ -	$ -	$ -	$ -	$ -	$ -	$ -	$ -	$ -	$ -	$ -	$ -
1811	T680001100	368.0	$ -	$ -	$ -	$ -	$ -	$ -	$ -	$ -	$ -	$ -	$ -	$ -	$ -	$ -	$ -	$ -
1812	T680001100	369.0	$ -	$ -	$ -	$ -	$ -	$ -	$ -	$ -	$ -	$ -	$ -	$ -	$ -	$ -	$ -	$ -
1813	T624001101	367.1	$ -	$ -	$ -	$ -	$ -	$ -	$ -	$ -	$ -	$ -	$ -	$ -	$ -	$ -	$ -	$ -
1814	T624001101	368.0	$ -	$ -	$ -	$ -	$ -	$ -	$ -	$ -	$ -	$ -	$ -	$ -	$ -	$ -	$ -	$ -
1815	T624001101	369.0	$ -	$ -	$ -	$ -	$ -	$ -	$ -	$ -	$ -	$ -	$ -	$ -	$ -	$ -	$ -	$ -
1816	T624001102	367.1	$ -	$ -	$ -	$ -	$ -	$ -	$ -	$ -	$ -	$ -	$ -	$ -	$ -	$ -	$ -	$ -
1817	T624001102	368.0	$ -	$ -	$ -	$ -	$ -	$ -	$ -	$ -	$ -	$ -	$ -	$ -	$ -	$ -	$ -	$ -
1818	T624001102	369.0	$ -	$ -	$ -	$ -	$ -	$ -	$ -	$ -	$ -	$ -	$ -	$ -	$ -	$ -	$ -	$ -
1819	601001103	303.3	$ -	$ -	$ -	$ -	$ -	$ -	$ -	$ -	$ -	$ -	$ -	$ -	$ -	$ -	$ -	$ -
1820	601001104	303.3	$ -	$ -	$ -	$ -	$ -	$ -	$ -	$ -	$ -	$ -	$ -	$ -	$ -	$ -	$ -	$ -
1821	T680001105	367.1	$ -	$ -	$ -	$ -	$ -	$ -	$ -	$ -	$ -	$ -	$ -	$ -	$ -	$ -	$ -	$ -
1822	T680001105	368.0	$ -	$ -	$ -	$ -	$ -	$ -	$ -	$ -	$ -	$ -	$ -	$ -	$ -	$ -	$ -	$ -
1823	T680001105	369.0	$ -	$ -	$ -	$ -	$ -	$ -	$ -	$ -	$ -	$ -	$ -	$ -	$ -	$ -	$ -	$ -

NEW MEXICO GAS COMPANY, INC.

Depreciation Activity
Base Period - 12 Months Ending March 31, 2023
Future Test Year - 12 Months Ending September 30, 2025

	A	B	S	T	U	V	W	X	Y	Z	AA	AB	AC	AD	AE	AF
1																
2			Activity	Activity	Activity	Activity	Activity	Activity	Activity	Activity	Activity	Activity	Activity	Activity	Activity	Activity
3	Investment Number / Beginning Balance	FERC Account	8/31/2024	9/30/2024	10/31/2024	11/30/2024	12/31/2024	1/31/2025	2/28/2025	3/31/2025	4/30/2025	5/31/2025	6/30/2025	7/31/2025	8/31/2025	9/30/2025
1772	627001081	376.4	$ 0	$ 0	$ 0	$ 0	$ 0	$ 0	$ 0	$ 0	$ 0	$ 0	$ 0	$ 0	$ 0	$ 0
1773	627001081	380.0	$ 1	$ 1	$ 1	$ 1	$ 1	$ 1	$ 1	$ 1	$ 1	$ 1	$ 1	$ 1	$ 1	$ 1
1774	T660001082	367.1	$ -	$ -	$ -	$ -	$ -	$ -	$ -	$ -	$ -	$ -	$ -	$ -	$ -	$ -
1775	T660001082	368.0	$ -	$ -	$ -	$ -	$ -	$ -	$ -	$ -	$ -	$ -	$ -	$ -	$ -	$ -
1776	T660001082	369.0	$ -	$ -	$ -	$ -	$ -	$ -	$ -	$ -	$ -	$ -	$ -	$ -	$ -	$ -
1777	T660001083	367.1	$ -	$ -	$ -	$ -	$ -	$ -	$ -	$ -	$ -	$ -	$ -	$ -	$ -	$ -
1778	T660001083	368.0	$ -	$ -	$ -	$ -	$ -	$ -	$ -	$ -	$ -	$ -	$ -	$ -	$ -	$ -
1779	T660001083	369.0	$ -	$ -	$ -	$ -	$ -	$ -	$ -	$ -	$ -	$ -	$ -	$ -	$ -	$ -
1780	601001085	303.3	$ -	$ -	$ -	$ -	$ -	$ -	$ -	$ -	$ -	$ -	$ -	$ -	$ -	$ -
1781	T621001087	367.1	$ -	$ -	$ -	$ -	$ -	$ -	$ -	$ -	$ -	$ -	$ -	$ -	$ -	$ -
1782	T621001087	368.0	$ -	$ -	$ -	$ -	$ -	$ -	$ -	$ -	$ -	$ -	$ -	$ -	$ -	$ -
1783	T621001087	369.0	$ -	$ -	$ -	$ -	$ -	$ -	$ -	$ -	$ -	$ -	$ -	$ -	$ -	$ -
1784	601001089	368.0	$ -	$ -	$ -	$ -	$ -	$ -	$ -	$ -	$ -	$ -	$ -	$ -	$ -	$ -
1785	601001089	369.0	$ -	$ -	$ -	$ -	$ -	$ -	$ -	$ -	$ -	$ -	$ -	$ -	$ -	$ -
1786	T624001090	367.1	$ -	$ -	$ -	$ -	$ -	$ -	$ -	$ -	$ -	$ -	$ -	$ -	$ -	$ -
1787	T624001090	368.0	$ -	$ -	$ -	$ -	$ -	$ -	$ -	$ -	$ -	$ -	$ -	$ -	$ -	$ -
1788	T624001090	369.0	$ -	$ -	$ -	$ -	$ -	$ -	$ -	$ -	$ -	$ -	$ -	$ -	$ -	$ -
1789	601001091	368.0	$ -	$ -	$ -	$ -	$ -	$ -	$ -	$ -	$ -	$ -	$ -	$ -	$ -	$ -
1790	601001091	369.0	$ -	$ -	$ -	$ -	$ -	$ -	$ -	$ -	$ -	$ -	$ -	$ -	$ -	$ -
1791	601001092	368.0	$ -	$ -	$ -	$ -	$ -	$ 127	$ 127	$ 127	$ 127	$ 127	$ 127	$ 127	$ 127	$ 127
1792	601001092	369.0	$ -	$ -	$ -	$ -	$ -	$ 527	$ 527	$ 527	$ 527	$ 527	$ 527	$ 527	$ 527	$ 527
1793	T621001093	367.1	$ -	$ -	$ -	$ -	$ -	$ -	$ -	$ -	$ -	$ -	$ -	$ -	$ -	$ -
1794	T621001093	368.0	$ -	$ -	$ -	$ -	$ -	$ -	$ -	$ -	$ -	$ -	$ -	$ -	$ -	$ -
1795	T621001093	369.0	$ -	$ -	$ -	$ -	$ -	$ -	$ -	$ -	$ -	$ -	$ -	$ -	$ -	$ -
1796	627001094	376.1	$ -	$ -	$ -	$ -	$ -	$ -	$ -	$ -	$ -	$ -	$ -	$ -	$ -	$ -
1797	627001094	376.2	$ -	$ -	$ -	$ -	$ -	$ -	$ -	$ -	$ -	$ -	$ -	$ -	$ -	$ -
1798	627001094	376.4	$ -	$ -	$ -	$ -	$ -	$ -	$ -	$ -	$ -	$ -	$ -	$ -	$ -	$ -
1799	601001095	368.0	$ 46	$ 46	$ 46	$ 46	$ 46	$ 46	$ 46	$ 46	$ 46	$ 46	$ 46	$ 46	$ 46	$ 46
1800	601001095	369.0	$ 191	$ 191	$ 191	$ 191	$ 191	$ 191	$ 191	$ 191	$ 191	$ 191	$ 191	$ 191	$ 191	$ 191
1801	T680001096	367.1	$ -	$ -	$ -	$ -	$ -	$ -	$ -	$ -	$ -	$ -	$ -	$ -	$ -	$ -
1802	T680001096	368.0	$ -	$ -	$ -	$ -	$ -	$ -	$ -	$ -	$ -	$ -	$ -	$ -	$ -	$ -
1803	T680001096	369.0	$ -	$ -	$ -	$ -	$ -	$ -	$ -	$ -	$ -	$ -	$ -	$ -	$ -	$ -
1804	T621001097	367.1	$ -	$ -	$ -	$ -	$ -	$ -	$ -	$ -	$ -	$ -	$ -	$ -	$ -	$ -
1805	T621001097	368.0	$ -	$ -	$ -	$ -	$ -	$ -	$ -	$ -	$ -	$ -	$ -	$ -	$ -	$ -
1806	T621001097	369.0	$ -	$ -	$ -	$ -	$ -	$ -	$ -	$ -	$ -	$ -	$ -	$ -	$ -	$ -
1807	601001098	368.0	$ -	$ -	$ -	$ -	$ -	$ -	$ -	$ -	$ -	$ -	$ -	$ -	$ -	$ -
1808	601001098	369.0	$ -	$ -	$ -	$ -	$ -	$ -	$ -	$ -	$ -	$ -	$ -	$ -	$ -	$ -
1809	T626001099	367.1	$ -	$ -	$ -	$ -	$ -	$ -	$ -	$ -	$ -	$ -	$ -	$ -	$ -	$ -
1810	T680001100	367.1	$ -	$ -	$ -	$ -	$ -	$ 455	$ 455	$ 455	$ 455	$ 455	$ 455	$ 455	$ 455	$ 455
1811	T680001100	368.0	$ -	$ -	$ -	$ -	$ -	$ 87	$ 87	$ 87	$ 87	$ 87	$ 87	$ 87	$ 87	$ 87
1812	T680001100	369.0	$ -	$ -	$ -	$ -	$ -	$ 181	$ 181	$ 181	$ 181	$ 181	$ 181	$ 181	$ 181	$ 181
1813	T624001101	367.1	$ -	$ -	$ -	$ -	$ -	$ -	$ -	$ -	$ -	$ -	$ -	$ -	$ -	$ -
1814	T624001101	368.0	$ -	$ -	$ -	$ -	$ -	$ -	$ -	$ -	$ -	$ -	$ -	$ -	$ -	$ -
1815	T624001101	369.0	$ -	$ -	$ -	$ -	$ -	$ -	$ -	$ -	$ -	$ -	$ -	$ -	$ -	$ -
1816	T624001102	367.1	$ -	$ -	$ -	$ -	$ -	$ -	$ -	$ -	$ -	$ -	$ -	$ -	$ -	$ -
1817	T624001102	368.0	$ -	$ -	$ -	$ -	$ -	$ -	$ -	$ -	$ -	$ -	$ -	$ -	$ -	$ -
1818	T624001102	369.0	$ -	$ -	$ -	$ -	$ -	$ -	$ -	$ -	$ -	$ -	$ -	$ -	$ -	$ -
1819	601001103	303.3	$ -	$ -	$ -	$ -	$ -	$ -	$ -	$ -	$ -	$ -	$ -	$ -	$ -	$ -
1820	601001104	303.3	$ -	$ -	$ -	$ -	$ -	$ -	$ -	$ -	$ -	$ -	$ -	$ -	$ -	$ -
1821	T680001105	367.1	$ -	$ -	$ -	$ -	$ -	$ -	$ -	$ -	$ -	$ -	$ -	$ -	$ -	$ -
1822	T680001105	368.0	$ -	$ -	$ -	$ -	$ -	$ -	$ -	$ -	$ -	$ -	$ -	$ -	$ -	$ -
1823	T680001105	369.0	$ -	$ -	$ -	$ -	$ -	$ -	$ -	$ -	$ -	$ -	$ -	$ -	$ -	$ -

Sponsored by NMGC Witness Erik C. Buchanan

NEW MEXICO GAS COMPANY, INC.

Depreciation Activity
Base Period - 12 Months Ending March 31, 2023
Future Test Year - 12 Months Ending September 30, 2025

	A	B	C	D	E	F	G	H	I	J	K	L	M	N	O	P	Q	R
1																		
2			Activity	Activity	Activity	Activity	Activity	Activity	Activity	Activity	Activity	Activity	Activity	Activity	Activity	Activity	Activity	Activity
3	Investment Number / Beginning Balance	FERC Account	4/30/2023	5/31/2023	6/30/2023	7/31/2023	8/31/2023	9/30/2023	10/31/2023	11/30/2023	12/31/2023	1/31/2024	2/29/2024	3/31/2024	4/30/2024	5/31/2024	6/30/2024	7/31/2024
1824	T624001106	367.1	$ -	$ -	$ -	$ -	$ -	$ -	$ -	$ -	$ -	$ -	$ -	$ -	$ -	$ -	$ -	$ -
1825	T624001106	368.0	$ -	$ -	$ -	$ -	$ -	$ -	$ -	$ -	$ -	$ -	$ -	$ -	$ -	$ -	$ -	$ -
1826	T624001106	369.0	$ -	$ -	$ -	$ -	$ -	$ -	$ -	$ -	$ -	$ -	$ -	$ -	$ -	$ -	$ -	$ -
1827	T621001107	367.1	$ -	$ -	$ -	$ -	$ -	$ -	$ -	$ -	$ -	$ -	$ -	$ -	$ -	$ -	$ -	$ -
1828	T621001107	368.0	$ -	$ -	$ -	$ -	$ -	$ -	$ -	$ -	$ -	$ -	$ -	$ -	$ -	$ -	$ -	$ -
1829	T621001107	369.0	$ -	$ -	$ -	$ -	$ -	$ -	$ -	$ -	$ -	$ -	$ -	$ -	$ -	$ -	$ -	$ -
1830	T680001108	367.1	$ -	$ -	$ -	$ -	$ -	$ -	$ 915	$ 915	$ 915	$ 915	$ 915	$ 915	$ 915	$ 915	$ 915	$ 915
1831	T680001108	368.0	$ -	$ -	$ -	$ -	$ -	$ -	$ 176	$ 176	$ 176	$ 176	$ 176	$ 176	$ 176	$ 176	$ 176	$ 176
1832	T680001108	369.0	$ -	$ -	$ -	$ -	$ -	$ -	$ 363	$ 363	$ 363	$ 363	$ 363	$ 363	$ 363	$ 363	$ 363	$ 363
1833	601001109	303.3	$ -	$ -	$ -	$ -	$ -	$ -	$ -	$ -	$ -	$ -	$ -	$ -	$ -	$ -	$ -	$ -
1834	601001110	303.3	$ -	$ -	$ -	$ -	$ -	$ -	$ -	$ -	$ -	$ -	$ -	$ -	$ -	$ -	$ -	$ -
1835	T680001111	367.1	$ -	$ -	$ -	$ -	$ -	$ -	$ -	$ -	$ -	$ -	$ -	$ -	$ -	$ -	$ -	$ -
1836	T680001111	368.0	$ -	$ -	$ -	$ -	$ -	$ -	$ -	$ -	$ -	$ -	$ -	$ -	$ -	$ -	$ -	$ -
1837	T680001111	369.0	$ -	$ -	$ -	$ -	$ -	$ -	$ -	$ -	$ -	$ -	$ -	$ -	$ -	$ -	$ -	$ -
1838	601001112	303.3	$ -	$ -	$ -	$ -	$ -	$ -	$ -	$ -	$ -	$ -	$ -	$ -	$ -	$ -	$ -	$ -
1839	601001113	303.3	$ -	$ -	$ -	$ -	$ -	$ -	$ -	$ -	$ -	$ -	$ -	$ -	$ -	$ -	$ -	$ -
1840	T624001114	367.1	$ -	$ -	$ -	$ -	$ -	$ -	$ -	$ -	$ -	$ -	$ -	$ -	$ -	$ -	$ -	$ -
1841	T624001114	368.0	$ -	$ -	$ -	$ -	$ -	$ -	$ -	$ -	$ -	$ -	$ -	$ -	$ -	$ -	$ -	$ -
1842	T624001114	369.0	$ -	$ -	$ -	$ -	$ -	$ -	$ -	$ -	$ -	$ -	$ -	$ -	$ -	$ -	$ -	$ -
1843	T680001115	367.1	$ -	$ -	$ -	$ -	$ -	$ -	$ -	$ -	$ -	$ -	$ -	$ -	$ -	$ -	$ -	$ -
1844	T680001115	368.0	$ -	$ -	$ -	$ -	$ -	$ -	$ -	$ -	$ -	$ -	$ -	$ -	$ -	$ -	$ -	$ -
1845	T680001115	369.0	$ -	$ -	$ -	$ -	$ -	$ -	$ -	$ -	$ -	$ -	$ -	$ -	$ -	$ -	$ -	$ -
1846	T680001116	367.1	$ -	$ -	$ -	$ -	$ -	$ -	$ -	$ -	$ -	$ -	$ -	$ -	$ -	$ -	$ -	$ -
1847	T680001116	368.0	$ -	$ -	$ -	$ -	$ -	$ -	$ -	$ -	$ -	$ -	$ -	$ -	$ -	$ -	$ -	$ -
1848	T680001116	369.0	$ -	$ -	$ -	$ -	$ -	$ -	$ -	$ -	$ -	$ -	$ -	$ -	$ -	$ -	$ -	$ -
1849	T610001117	367.1	$ -	$ -	$ -	$ -	$ -	$ -	$ -	$ -	$ -	$ -	$ -	$ -	$ -	$ -	$ -	$ -
1850	T610001117	368.0	$ -	$ -	$ -	$ -	$ -	$ -	$ -	$ -	$ -	$ -	$ -	$ -	$ -	$ -	$ -	$ -
1851	T610001117	369.0	$ -	$ -	$ -	$ -	$ -	$ -	$ -	$ -	$ -	$ -	$ -	$ -	$ -	$ -	$ -	$ -
1852	T680001118	367.1	$ -	$ -	$ -	$ -	$ -	$ -	$ -	$ -	$ -	$ -	$ -	$ -	$ -	$ -	$ -	$ -
1853	T680001118	368.0	$ -	$ -	$ -	$ -	$ -	$ -	$ -	$ -	$ -	$ -	$ -	$ -	$ -	$ -	$ -	$ -
1854	T680001118	369.0	$ -	$ -	$ -	$ -	$ -	$ -	$ -	$ -	$ -	$ -	$ -	$ -	$ -	$ -	$ -	$ -
1855	T624001119	367.1	$ -	$ -	$ -	$ -	$ -	$ -	$ -	$ -	$ -	$ -	$ -	$ -	$ -	$ -	$ -	$ -
1856	T624001119	368.0	$ -	$ -	$ -	$ -	$ -	$ -	$ -	$ -	$ -	$ -	$ -	$ -	$ -	$ -	$ -	$ -
1857	T624001119	369.0	$ -	$ -	$ -	$ -	$ -	$ -	$ -	$ -	$ -	$ -	$ -	$ -	$ -	$ -	$ -	$ -
1858	T621001120	368.0	$ -	$ -	$ -	$ -	$ -	$ -	$ -	$ -	$ -	$ -	$ -	$ -	$ -	$ -	$ -	$ -
1859	T621001120	369.0	$ -	$ -	$ -	$ -	$ -	$ -	$ -	$ -	$ -	$ -	$ -	$ -	$ -	$ -	$ -	$ -
1860	T621001121	367.1	$ -	$ -	$ -	$ -	$ -	$ -	$ -	$ -	$ -	$ -	$ -	$ -	$ -	$ -	$ -	$ -
1861	T621001121	368.0	$ -	$ -	$ -	$ -	$ -	$ -	$ -	$ -	$ -	$ -	$ -	$ -	$ -	$ -	$ -	$ -
1862	T621001121	369.0	$ -	$ -	$ -	$ -	$ -	$ -	$ -	$ -	$ -	$ -	$ -	$ -	$ -	$ -	$ -	$ -
1863	T621001122	367.1	$ -	$ -	$ -	$ -	$ -	$ -	$ -	$ -	$ -	$ -	$ -	$ -	$ -	$ -	$ -	$ -
1864	T621001123	367.1	$ -	$ -	$ -	$ -	$ -	$ -	$ -	$ -	$ -	$ -	$ -	$ -	$ -	$ -	$ -	$ -
1865	T621001123	368.0	$ -	$ -	$ -	$ -	$ -	$ -	$ -	$ -	$ -	$ -	$ -	$ -	$ -	$ -	$ -	$ -
1866	T621001123	369.0	$ -	$ -	$ -	$ -	$ -	$ -	$ -	$ -	$ -	$ -	$ -	$ -	$ -	$ -	$ -	$ -
1867	T621001124	367.1	$ -	$ -	$ -	$ -	$ -	$ -	$ -	$ -	$ -	$ -	$ -	$ -	$ -	$ -	$ -	$ -
1868	T680001125	367.1	$ -	$ -	$ -	$ -	$ -	$ -	$ -	$ -	$ -	$ -	$ -	$ -	$ -	$ -	$ -	$ -
1869	T680001125	368.0	$ -	$ -	$ -	$ -	$ -	$ -	$ -	$ -	$ -	$ -	$ -	$ -	$ -	$ -	$ -	$ -
1870	T680001125	369.0	$ -	$ -	$ -	$ -	$ -	$ -	$ -	$ -	$ -	$ -	$ -	$ -	$ -	$ -	$ -	$ -
1871	601001126	376.1	$ -	$ -	$ -	$ -	$ -	$ -	$ -	$ -	$ -	$ -	$ -	$ -	$ -	$ -	$ -	$ -
1872	601001126	376.2	$ -	$ -	$ -	$ -	$ -	$ -	$ -	$ -	$ -	$ -	$ -	$ -	$ -	$ -	$ -	$ -
1873	601001126	376.4	$ -	$ -	$ -	$ -	$ -	$ -	$ -	$ -	$ -	$ -	$ -	$ -	$ -	$ -	$ -	$ -
1874	601001126	380.0	$ -	$ -	$ -	$ -	$ -	$ -	$ -	$ -	$ -	$ -	$ -	$ -	$ -	$ -	$ -	$ -
1875	T660001127	367.1	$ -	$ -	$ -	$ -	$ -	$ -	$ -	$ -	$ -	$ -	$ -	$ -	$ -	$ -	$ -	$ -

NEW MEXICO GAS COMPANY, INC.

Depreciation Activity
Base Period - 12 Months Ending March 31, 2023
Future Test Year - 12 Months Ending September 30, 2025

	A	B	S	T	U	V	W	X	Y	Z	AA	AB	AC	AD	AE	AF
1																
2			Activity	Activity	Activity	Activity	Activity	Activity	Activity	Activity	Activity	Activity	Activity	Activity	Activity	Activity
3	Investment Number / Beginning Balance	FERC Account	8/31/2024	9/30/2024	10/31/2024	11/30/2024	12/31/2024	1/31/2025	2/28/2025	3/31/2025	4/30/2025	5/31/2025	6/30/2025	7/31/2025	8/31/2025	9/30/2025
1824	T624001106	367.1	$ -	$ -	$ -	$ -	$ 1,635	$ 1,635	$ 1,635	$ 1,635	$ 1,635	$ 1,635	$ 1,635	$ 1,635	$ 1,635	$ 1,635
1825	T624001106	368.0	$ -	$ -	$ -	$ -	$ 314	$ 314	$ 314	$ 314	$ 314	$ 314	$ 314	$ 314	$ 314	$ 314
1826	T624001106	369.0	$ -	$ -	$ -	$ -	$ 648	$ 648	$ 648	$ 648	$ 648	$ 648	$ 648	$ 648	$ 648	$ 648
1827	T621001107	367.1	$ -	$ -	$ -	$ -	$ -	$ -	$ -	$ -	$ -	$ -	$ -	$ -	$ -	$ -
1828	T621001107	368.0	$ -	$ -	$ -	$ -	$ -	$ -	$ -	$ -	$ -	$ -	$ -	$ -	$ -	$ -
1829	T621001107	369.0	$ -	$ -	$ -	$ -	$ -	$ -	$ -	$ -	$ -	$ -	$ -	$ -	$ -	$ -
1830	T680001108	367.1	$ 915	$ 915	$ 915	$ 915	$ 915	$ 915	$ 915	$ 915	$ 915	$ 915	$ 915	$ 915	$ 915	$ 915
1831	T680001108	368.0	$ 176	$ 176	$ 176	$ 176	$ 176	$ 176	$ 176	$ 176	$ 176	$ 176	$ 176	$ 176	$ 176	$ 176
1832	T680001108	369.0	$ 363	$ 363	$ 363	$ 363	$ 363	$ 363	$ 363	$ 363	$ 363	$ 363	$ 363	$ 363	$ 363	$ 363
1833	601001109	303.3	$ -	$ -	$ -	$ -	$ -	$ -	$ -	$ -	$ -	$ -	$ -	$ -	$ -	$ -
1834	601001110	303.3	$ -	$ -	$ -	$ -	$ -	$ -	$ -	$ -	$ -	$ -	$ -	$ -	$ -	$ -
1835	T680001111	367.1	$ -	$ -	$ -	$ -	$ -	$ -	$ -	$ -	$ -	$ -	$ -	$ -	$ -	$ -
1836	T680001111	368.0	$ -	$ -	$ -	$ -	$ -	$ -	$ -	$ -	$ -	$ -	$ -	$ -	$ -	$ -
1837	T680001111	369.0	$ -	$ -	$ -	$ -	$ -	$ -	$ -	$ -	$ -	$ -	$ -	$ -	$ -	$ -
1838	601001112	303.3	$ -	$ -	$ -	$ -	$ -	$ -	$ -	$ -	$ -	$ -	$ -	$ -	$ -	$ -
1839	601001113	303.3	$ -	$ -	$ -	$ -	$ -	$ -	$ -	$ -	$ -	$ -	$ -	$ -	$ -	$ -
1840	T624001114	367.1	$ -	$ -	$ -	$ -	$ -	$ -	$ -	$ -	$ -	$ -	$ -	$ -	$ -	$ -
1841	T624001114	368.0	$ -	$ -	$ -	$ -	$ -	$ -	$ -	$ -	$ -	$ -	$ -	$ -	$ -	$ -
1842	T624001114	369.0	$ -	$ -	$ -	$ -	$ -	$ -	$ -	$ -	$ -	$ -	$ -	$ -	$ -	$ -
1843	T680001115	367.1	$ -	$ -	$ -	$ -	$ -	$ -	$ -	$ -	$ -	$ -	$ -	$ -	$ -	$ -
1844	T680001115	368.0	$ -	$ -	$ -	$ -	$ -	$ -	$ -	$ -	$ -	$ -	$ -	$ -	$ -	$ -
1845	T680001115	369.0	$ -	$ -	$ -	$ -	$ -	$ -	$ -	$ -	$ -	$ -	$ -	$ -	$ -	$ -
1846	T680001116	367.1	$ -	$ -	$ -	$ -	$ -	$ -	$ -	$ -	$ -	$ -	$ -	$ -	$ -	$ -
1847	T680001116	368.0	$ -	$ -	$ -	$ -	$ -	$ -	$ -	$ -	$ -	$ -	$ -	$ -	$ -	$ -
1848	T680001116	369.0	$ -	$ -	$ -	$ -	$ -	$ -	$ -	$ -	$ -	$ -	$ -	$ -	$ -	$ -
1849	T610001117	367.1	$ -	$ -	$ -	$ -	$ -	$ -	$ -	$ -	$ -	$ -	$ -	$ -	$ -	$ 442
1850	T610001117	368.0	$ -	$ -	$ -	$ -	$ -	$ -	$ -	$ -	$ -	$ -	$ -	$ -	$ -	$ 85
1851	T610001117	369.0	$ -	$ -	$ -	$ -	$ -	$ -	$ -	$ -	$ -	$ -	$ -	$ -	$ -	$ 175
1852	T680001118	367.1	$ -	$ -	$ -	$ -	$ -	$ -	$ -	$ -	$ -	$ -	$ -	$ -	$ -	$ -
1853	T680001118	368.0	$ -	$ -	$ -	$ -	$ -	$ -	$ -	$ -	$ -	$ -	$ -	$ -	$ -	$ -
1854	T680001118	369.0	$ -	$ -	$ -	$ -	$ -	$ -	$ -	$ -	$ -	$ -	$ -	$ -	$ -	$ -
1855	T624001119	367.1	$ -	$ -	$ -	$ -	$ -	$ -	$ -	$ -	$ -	$ -	$ -	$ -	$ -	$ -
1856	T624001119	368.0	$ -	$ -	$ -	$ -	$ -	$ -	$ -	$ -	$ -	$ -	$ -	$ -	$ -	$ -
1857	T624001119	369.0	$ -	$ -	$ -	$ -	$ -	$ -	$ -	$ -	$ -	$ -	$ -	$ -	$ -	$ -
1858	T621001120	368.0	$ -	$ -	$ -	$ -	$ -	$ -	$ -	$ -	$ -	$ -	$ -	$ -	$ -	$ -
1859	T621001120	369.0	$ -	$ -	$ -	$ -	$ -	$ -	$ -	$ -	$ -	$ -	$ -	$ -	$ -	$ -
1860	T621001121	367.1	$ -	$ -	$ -	$ -	$ -	$ -	$ -	$ -	$ -	$ -	$ -	$ -	$ -	$ -
1861	T621001121	368.0	$ -	$ -	$ -	$ -	$ -	$ -	$ -	$ -	$ -	$ -	$ -	$ -	$ -	$ -
1862	T621001121	369.0	$ -	$ -	$ -	$ -	$ -	$ -	$ -	$ -	$ -	$ -	$ -	$ -	$ -	$ -
1863	T621001122	367.1	$ -	$ -	$ -	$ -	$ -	$ -	$ -	$ -	$ -	$ -	$ -	$ -	$ -	$ -
1864	T621001123	367.1	$ -	$ -	$ -	$ -	$ -	$ -	$ -	$ -	$ -	$ -	$ -	$ -	$ -	$ -
1865	T621001123	368.0	$ -	$ -	$ -	$ -	$ -	$ -	$ -	$ -	$ -	$ -	$ -	$ -	$ -	$ -
1866	T621001123	369.0	$ -	$ -	$ -	$ -	$ -	$ -	$ -	$ -	$ -	$ -	$ -	$ -	$ -	$ -
1867	T621001124	367.1	$ -	$ -	$ -	$ -	$ -	$ -	$ -	$ -	$ -	$ -	$ -	$ -	$ -	$ -
1868	T680001125	367.1	$ -	$ -	$ -	$ -	$ -	$ -	$ -	$ -	$ -	$ -	$ -	$ -	$ -	$ -
1869	T680001125	368.0	$ -	$ -	$ -	$ -	$ -	$ -	$ -	$ -	$ -	$ -	$ -	$ -	$ -	$ -
1870	T680001125	369.0	$ -	$ -	$ -	$ -	$ -	$ -	$ -	$ -	$ -	$ -	$ -	$ -	$ -	$ -
1871	601001126	376.1	$ -	$ -	$ -	$ -	$ -	$ -	$ -	$ -	$ -	$ -	$ -	$ -	$ -	$ -
1872	601001126	376.2	$ -	$ -	$ -	$ -	$ -	$ -	$ -	$ -	$ -	$ -	$ -	$ -	$ -	$ -
1873	601001126	376.4	$ -	$ -	$ -	$ -	$ -	$ -	$ -	$ -	$ -	$ -	$ -	$ -	$ -	$ -
1874	601001126	380.0	$ -	$ -	$ -	$ -	$ -	$ -	$ -	$ -	$ -	$ -	$ -	$ -	$ -	$ -
1875	T660001127	367.1	$ -	$ -	$ -	$ -	$ -	$ -	$ -	$ -	$ -	$ -	$ -	$ -	$ -	$ -

Sponsored by NMGC Witness Erik C. Buchanan

NEW MEXICO GAS COMPANY, INC.

Depreciation Activity
Base Period - 12 Months Ending March 31, 2023
Future Test Year - 12 Months Ending September 30, 2025

	A	B	C	D	E	F	G	H	I	J	K	L	M	N	O	P	Q	R
1																		
2			Activity	Activity	Activity	Activity	Activity	Activity	Activity	Activity	Activity	Activity	Activity	Activity	Activity	Activity	Activity	Activity
3	Investment Number / Beginning Balance	FERC Account	4/30/2023	5/31/2023	6/30/2023	7/31/2023	8/31/2023	9/30/2023	10/31/2023	11/30/2023	12/31/2023	1/31/2024	2/29/2024	3/31/2024	4/30/2024	5/31/2024	6/30/2024	7/31/2024
1876	T660001127	368.0	$ -	$ -	$ -	$ -	$ -	$ -	$ -	$ -	$ -	$ -	$ -	$ -	$ -	$ -	$ -	$ -
1877	T660001127	369.0	$ -	$ -	$ -	$ -	$ -	$ -	$ -	$ -	$ -	$ -	$ -	$ -	$ -	$ -	$ -	$ -
1878	601001128	303.3	$ -	$ -	$ -	$ -	$ -	$ -	$ -	$ -	$ -	$ -	$ -	$ -	$ -	$ -	$ -	$ -
1879	601001129	376.1	$ -	$ -	$ -	$ -	$ -	$ -	$ -	$ -	$ -	$ -	$ -	$ -	$ -	$ -	$ -	$ -
1880	601001129	376.2	$ -	$ -	$ -	$ -	$ -	$ -	$ -	$ -	$ -	$ -	$ -	$ -	$ -	$ -	$ -	$ -
1881	601001129	376.4	$ -	$ -	$ -	$ -	$ -	$ -	$ -	$ -	$ -	$ -	$ -	$ -	$ -	$ -	$ -	$ -
1882	601001129	380.0	$ -	$ -	$ -	$ -	$ -	$ -	$ -	$ -	$ -	$ -	$ -	$ -	$ -	$ -	$ -	$ -
1883	T680001130	367.1	$ -	$ -	$ -	$ -	$ -	$ -	$ -	$ -	$ -	$ -	$ -	$ -	$ -	$ -	$ -	$ -
1884	T680001130	368.0	$ -	$ -	$ -	$ -	$ -	$ -	$ -	$ -	$ -	$ -	$ -	$ -	$ -	$ -	$ -	$ -
1885	T680001130	369.0	$ -	$ -	$ -	$ -	$ -	$ -	$ -	$ -	$ -	$ -	$ -	$ -	$ -	$ -	$ -	$ -
1886	601001131	376.1	$ -	$ -	$ -	$ -	$ -	$ -	$ -	$ -	$ -	$ -	$ -	$ -	$ -	$ -	$ -	$ -
1887	601001131	376.2	$ -	$ -	$ -	$ -	$ -	$ -	$ -	$ -	$ -	$ -	$ -	$ -	$ -	$ -	$ -	$ -
1888	601001131	376.4	$ -	$ -	$ -	$ -	$ -	$ -	$ -	$ -	$ -	$ -	$ -	$ -	$ -	$ -	$ -	$ -
1889	601001131	380.0	$ -	$ -	$ -	$ -	$ -	$ -	$ -	$ -	$ -	$ -	$ -	$ -	$ -	$ -	$ -	$ -
1890	T610001132	367.1	$ -	$ -	$ -	$ -	$ -	$ -	$ -	$ -	$ -	$ -	$ -	$ -	$ -	$ -	$ -	$ -
1891	T610001132	368.0	$ -	$ -	$ -	$ -	$ -	$ -	$ -	$ -	$ -	$ -	$ -	$ -	$ -	$ -	$ -	$ -
1892	T610001132	369.0	$ -	$ -	$ -	$ -	$ -	$ -	$ -	$ -	$ -	$ -	$ -	$ -	$ -	$ -	$ -	$ -
1893	601001133	376.1	$ -	$ -	$ -	$ -	$ -	$ -	$ -	$ -	$ -	$ 17	$ 17	$ 17	$ 17	$ 17	$ 17	$ 17
1894	601001133	376.2	$ -	$ -	$ -	$ -	$ -	$ -	$ -	$ -	$ -	$ 115	$ 115	$ 115	$ 115	$ 115	$ 115	$ 115
1895	601001133	376.4	$ -	$ -	$ -	$ -	$ -	$ -	$ -	$ -	$ -	$ 15	$ 15	$ 15	$ 15	$ 15	$ 15	$ 15
1896	601001133	380.0	$ -	$ -	$ -	$ -	$ -	$ -	$ -	$ -	$ -	$ 23	$ 23	$ 23	$ 23	$ 23	$ 23	$ 23
1897	601001134	303.3	$ -	$ -	$ -	$ -	$ -	$ -	$ -	$ -	$ -	$ -	$ -	$ -	$ -	$ -	$ -	$ -
1898	T626001135	368.0	$ -	$ -	$ -	$ -	$ -	$ -	$ -	$ -	$ -	$ -	$ -	$ -	$ -	$ -	$ -	$ -
1899	T626001135	369.0	$ -	$ -	$ -	$ -	$ -	$ -	$ -	$ -	$ -	$ -	$ -	$ -	$ -	$ -	$ -	$ -
1900	601001136	376.1	$ -	$ -	$ -	$ -	$ -	$ -	$ -	$ -	$ -	$ -	$ -	$ -	$ -	$ -	$ -	$ -
1901	601001136	376.2	$ -	$ -	$ -	$ -	$ -	$ -	$ -	$ -	$ -	$ -	$ -	$ -	$ -	$ -	$ -	$ -
1902	601001136	376.4	$ -	$ -	$ -	$ -	$ -	$ -	$ -	$ -	$ -	$ -	$ -	$ -	$ -	$ -	$ -	$ -
1903	601001136	380.0	$ -	$ -	$ -	$ -	$ -	$ -	$ -	$ -	$ -	$ -	$ -	$ -	$ -	$ -	$ -	$ -
1904	T680001137	367.1	$ -	$ -	$ -	$ -	$ -	$ -	$ -	$ -	$ -	$ -	$ -	$ -	$ -	$ -	$ -	$ -
1905	T680001137	368.0	$ -	$ -	$ -	$ -	$ -	$ -	$ -	$ -	$ -	$ -	$ -	$ -	$ -	$ -	$ -	$ -
1906	T680001137	369.0	$ -	$ -	$ -	$ -	$ -	$ -	$ -	$ -	$ -	$ -	$ -	$ -	$ -	$ -	$ -	$ -
1907	601001138	303.3	$ -	$ -	$ -	$ -	$ -	$ -	$ -	$ -	$ -	$ -	$ -	$ -	$ -	$ -	$ -	$ -
1908	T680001139	367.1	$ -	$ -	$ -	$ -	$ -	$ -	$ -	$ -	$ -	$ -	$ -	$ -	$ -	$ -	$ -	$ -
1909	T680001139	368.0	$ -	$ -	$ -	$ -	$ -	$ -	$ -	$ -	$ -	$ -	$ -	$ -	$ -	$ -	$ -	$ -
1910	T680001139	369.0	$ -	$ -	$ -	$ -	$ -	$ -	$ -	$ -	$ -	$ -	$ -	$ -	$ -	$ -	$ -	$ -
1911	T610001140	367.1	$ -	$ -	$ -	$ -	$ -	$ -	$ -	$ -	$ -	$ -	$ -	$ -	$ -	$ -	$ -	$ -
1912	T610001140	368.0	$ -	$ -	$ -	$ -	$ -	$ -	$ -	$ -	$ -	$ -	$ -	$ -	$ -	$ -	$ -	$ -
1913	T610001140	369.0	$ -	$ -	$ -	$ -	$ -	$ -	$ -	$ -	$ -	$ -	$ -	$ -	$ -	$ -	$ -	$ -
1914	601001141	303.3	$ -	$ -	$ -	$ -	$ -	$ -	$ -	$ -	$ -	$ -	$ -	$ -	$ -	$ -	$ -	$ -
1915	601001142	303.3	$ -	$ -	$ -	$ -	$ -	$ -	$ -	$ -	$ -	$ -	$ -	$ -	$ -	$ -	$ -	$ -
1916	601001143	303.3	$ -	$ -	$ -	$ -	$ -	$ -	$ -	$ -	$ -	$ -	$ -	$ -	$ -	$ -	$ -	$ -
1917	T624001144	367.1	$ -	$ -	$ -	$ -	$ -	$ -	$ -	$ -	$ -	$ -	$ -	$ -	$ -	$ -	$ -	$ -
1918	T624001144	368.0	$ -	$ -	$ -	$ -	$ -	$ -	$ -	$ -	$ -	$ -	$ -	$ -	$ -	$ -	$ -	$ -
1919	T624001144	369.0	$ -	$ -	$ -	$ -	$ -	$ -	$ -	$ -	$ -	$ -	$ -	$ -	$ -	$ -	$ -	$ -
1920	601001145	303.3	$ -	$ -	$ -	$ -	$ -	$ -	$ -	$ -	$ -	$ -	$ -	$ -	$ -	$ -	$ -	$ -
1921	601001146	303.3	$ -	$ -	$ -	$ -	$ -	$ -	$ 1,831	$ 1,831	$ 1,831	$ 1,831	$ 1,831	$ 1,831	$ 1,831	$ 1,831	$ 1,831	$ 1,831
1922	601001147	303.3	$ -	$ -	$ -	$ -	$ -	$ -	$ -	$ -	$ -	$ -	$ -	$ -	$ -	$ -	$ -	$ -
1923	T621001148	367.1	$ -	$ -	$ -	$ -	$ -	$ -	$ -	$ -	$ -	$ -	$ -	$ -	$ -	$ -	$ -	$ -
1924	T621001148	368.0	$ -	$ -	$ -	$ -	$ -	$ -	$ -	$ -	$ -	$ -	$ -	$ -	$ -	$ -	$ -	$ -
1925	T621001148	369.0	$ -	$ -	$ -	$ -	$ -	$ -	$ -	$ -	$ -	$ -	$ -	$ -	$ -	$ -	$ -	$ -
1926	601001149	303.3	$ -	$ -	$ -	$ -	$ -	$ -	$ -	$ -	$ -	$ -	$ -	$ -	$ -	$ -	$ -	$ -
1927	T624001150	367.1	$ -	$ -	$ -	$ -	$ -	$ -	$ -	$ -	$ -	$ -	$ -	$ -	$ -	$ -	$ -	$ -

Sponsored by NMGC Witness Erik C. Buchanan

WP Plant 4 Deprec Activity

NEW MEXICO GAS COMPANY, INC.

Depreciation Activity
Base Period - 12 Months Ending March 31, 2023
Future Test Year - 12 Months Ending September 30, 2025

	A	B	S	T	U	V	W	X	Y	Z	AA	AB	AC	AD	AE	AF
1																
2			Activity	Activity	Activity	Activity	Activity	Activity	Activity	Activity	Activity	Activity	Activity	Activity	Activity	Activity
3	Investment Number / Beginning Balance	FERC Account	8/31/2024	9/30/2024	10/31/2024	11/30/2024	12/31/2024	1/31/2025	2/28/2025	3/31/2025	4/30/2025	5/31/2025	6/30/2025	7/31/2025	8/31/2025	9/30/2025
1876	T660001127	368.0	$ -	$ -	$ -	$ -	$ -	$ -	$ -	$ -	$ -	$ -	$ -	$ -	$ -	$ -
1877	T660001127	369.0	$ -	$ -	$ -	$ -	$ -	$ -	$ -	$ -	$ -	$ -	$ -	$ -	$ -	$ -
1878	601001128	303.3	$ -	$ -	$ -	$ -	$ -	$ -	$ -	$ -	$ -	$ -	$ -	$ -	$ -	$ -
1879	601001129	376.1	$ -	$ -	$ -	$ -	$ -	$ -	$ -	$ -	$ -	$ -	$ -	$ -	$ -	$ -
1880	601001129	376.2	$ -	$ -	$ -	$ -	$ -	$ -	$ -	$ -	$ -	$ -	$ -	$ -	$ -	$ -
1881	601001129	376.4	$ -	$ -	$ -	$ -	$ -	$ -	$ -	$ -	$ -	$ -	$ -	$ -	$ -	$ -
1882	601001129	380.0	$ -	$ -	$ -	$ -	$ -	$ -	$ -	$ -	$ -	$ -	$ -	$ -	$ -	$ -
1883	T680001130	367.1	$ -	$ -	$ -	$ -	$ -	$ -	$ -	$ -	$ -	$ -	$ -	$ -	$ -	$ -
1884	T680001130	368.0	$ -	$ -	$ -	$ -	$ -	$ -	$ -	$ -	$ -	$ -	$ -	$ -	$ -	$ -
1885	T680001130	369.0	$ -	$ -	$ -	$ -	$ -	$ -	$ -	$ -	$ -	$ -	$ -	$ -	$ -	$ -
1886	601001131	376.1	$ -	$ -	$ -	$ -	$ -	$ -	$ -	$ -	$ -	$ -	$ -	$ -	$ -	$ -
1887	601001131	376.2	$ -	$ -	$ -	$ -	$ -	$ -	$ -	$ -	$ -	$ -	$ -	$ -	$ -	$ -
1888	601001131	376.4	$ -	$ -	$ -	$ -	$ -	$ -	$ -	$ -	$ -	$ -	$ -	$ -	$ -	$ -
1889	601001131	380.0	$ -	$ -	$ -	$ -	$ -	$ -	$ -	$ -	$ -	$ -	$ -	$ -	$ -	$ -
1890	T610001132	367.1	$ -	$ -	$ -	$ -	$ -	$ -	$ -	$ -	$ -	$ -	$ -	$ -	$ -	$ -
1891	T610001132	368.0	$ -	$ -	$ -	$ -	$ -	$ -	$ -	$ -	$ -	$ -	$ -	$ -	$ -	$ -
1892	T610001132	369.0	$ -	$ -	$ -	$ -	$ -	$ -	$ -	$ -	$ -	$ -	$ -	$ -	$ -	$ -
1893	601001133	376.1	$ 17	$ 17	$ 17	$ 17	$ 17	$ 17	$ 17	$ 17	$ 17	$ 17	$ 17	$ 17	$ 17	$ 17
1894	601001133	376.2	$ 115	$ 115	$ 115	$ 115	$ 115	$ 115	$ 115	$ 115	$ 115	$ 115	$ 115	$ 115	$ 115	$ 115
1895	601001133	376.4	$ 15	$ 15	$ 15	$ 15	$ 15	$ 15	$ 15	$ 15	$ 15	$ 15	$ 15	$ 15	$ 15	$ 15
1896	601001133	380.0	$ 23	$ 23	$ 23	$ 23	$ 23	$ 23	$ 23	$ 23	$ 23	$ 23	$ 23	$ 23	$ 23	$ 23
1897	601001134	303.3	$ -	$ -	$ -	$ -	$ -	$ -	$ -	$ -	$ -	$ -	$ -	$ -	$ -	$ -
1898	T626001135	368.0	$ -	$ -	$ -	$ -	$ -	$ -	$ -	$ -	$ -	$ -	$ -	$ -	$ -	$ -
1899	T626001135	369.0	$ -	$ -	$ -	$ -	$ -	$ -	$ -	$ -	$ -	$ -	$ -	$ -	$ -	$ -
1900	601001136	376.1	$ -	$ -	$ -	$ -	$ -	$ 17	$ 17	$ 17	$ 17	$ 17	$ 17	$ 17	$ 17	$ 17
1901	601001136	376.2	$ -	$ -	$ -	$ -	$ -	$ 115	$ 115	$ 115	$ 115	$ 115	$ 115	$ 115	$ 115	$ 115
1902	601001136	376.4	$ -	$ -	$ -	$ -	$ -	$ 15	$ 15	$ 15	$ 15	$ 15	$ 15	$ 15	$ 15	$ 15
1903	601001136	380.0	$ -	$ -	$ -	$ -	$ -	$ 23	$ 23	$ 23	$ 23	$ 23	$ 23	$ 23	$ 23	$ 23
1904	T680001137	367.1	$ -	$ -	$ -	$ -	$ -	$ -	$ -	$ -	$ -	$ -	$ -	$ -	$ -	$ -
1905	T680001137	368.0	$ -	$ -	$ -	$ -	$ -	$ -	$ -	$ -	$ -	$ -	$ -	$ -	$ -	$ -
1906	T680001137	369.0	$ -	$ -	$ -	$ -	$ -	$ -	$ -	$ -	$ -	$ -	$ -	$ -	$ -	$ -
1907	601001138	303.3	$ -	$ -	$ -	$ -	$ -	$ -	$ -	$ -	$ -	$ -	$ -	$ -	$ -	$ -
1908	T680001139	367.1	$ -	$ -	$ -	$ -	$ -	$ -	$ -	$ -	$ -	$ -	$ -	$ -	$ -	$ -
1909	T680001139	368.0	$ -	$ -	$ -	$ -	$ -	$ -	$ -	$ -	$ -	$ -	$ -	$ -	$ -	$ -
1910	T680001139	369.0	$ -	$ -	$ -	$ -	$ -	$ -	$ -	$ -	$ -	$ -	$ -	$ -	$ -	$ -
1911	T610001140	367.1	$ -	$ -	$ -	$ -	$ -	$ -	$ -	$ -	$ -	$ -	$ -	$ -	$ -	$ -
1912	T610001140	368.0	$ -	$ -	$ -	$ -	$ -	$ -	$ -	$ -	$ -	$ -	$ -	$ -	$ -	$ -
1913	T610001140	369.0	$ -	$ -	$ -	$ -	$ -	$ -	$ -	$ -	$ -	$ -	$ -	$ -	$ -	$ -
1914	601001141	303.3	$ -	$ -	$ -	$ -	$ -	$ -	$ -	$ -	$ -	$ -	$ -	$ -	$ -	$ -
1915	601001142	303.3	$ -	$ -	$ -	$ -	$ -	$ -	$ -	$ -	$ -	$ -	$ -	$ -	$ -	$ -
1916	601001143	303.3	$ -	$ -	$ -	$ -	$ -	$ -	$ 1,905	$ 1,905	$ 1,905	$ 1,905	$ 1,905	$ 1,905	$ 1,905	$ 1,905
1917	T624001144	367.1	$ -	$ -	$ -	$ -	$ -	$ -	$ -	$ -	$ -	$ -	$ -	$ -	$ -	$ -
1918	T624001144	368.0	$ -	$ -	$ -	$ -	$ -	$ -	$ -	$ -	$ -	$ -	$ -	$ -	$ -	$ -
1919	T624001144	369.0	$ -	$ -	$ -	$ -	$ -	$ -	$ -	$ -	$ -	$ -	$ -	$ -	$ -	$ -
1920	601001145	303.3	$ -	$ -	$ -	$ -	$ -	$ -	$ -	$ -	$ -	$ -	$ -	$ -	$ -	$ -
1921	601001146	303.3	$ 1,831	$ 1,831	$ 1,831	$ 1,831	$ 1,831	$ 1,831	$ 1,831	$ 1,831	$ 1,831	$ 1,831	$ 1,831	$ 1,831	$ 1,831	$ 1,831
1922	601001147	303.3	$ -	$ -	$ -	$ -	$ -	$ -	$ -	$ -	$ -	$ -	$ -	$ 240	$ 240	$ 240
1923	T621001148	367.1	$ -	$ -	$ -	$ -	$ 437	$ 437	$ 437	$ 437	$ 437	$ 437	$ 437	$ 437	$ 437	$ 437
1924	T621001148	368.0	$ -	$ -	$ -	$ -	$ 84	$ 84	$ 84	$ 84	$ 84	$ 84	$ 84	$ 84	$ 84	$ 84
1925	T621001148	369.0	$ -	$ -	$ -	$ -	$ 173	$ 173	$ 173	$ 173	$ 173	$ 173	$ 173	$ 173	$ 173	$ 173
1926	601001149	303.3	$ -	$ -	$ -	$ -	$ -	$ -	$ -	$ -	$ -	$ -	$ -	$ -	$ -	$ -
1927	T624001150	367.1	$ -	$ -	$ -	$ -	$ -	$ -	$ -	$ -	$ -	$ -	$ -	$ -	$ -	$ -

Sponsored by NMGC Witness Erik C. Buchanan

NEW MEXICO GAS COMPANY, INC.

Depreciation Activity
Base Period - 12 Months Ending March 31, 2023
Future Test Year - 12 Months Ending September 30, 2025

	A	B	C	D	E	F	G	H	I	J	K	L	M	N	O	P	Q	R
1																		
2			Activity	Activity	Activity	Activity	Activity	Activity	Activity	Activity	Activity	Activity	Activity	Activity	Activity	Activity	Activity	Activity
3	Investment Number / Beginning Balance	FERC Account	4/30/2023	5/31/2023	6/30/2023	7/31/2023	8/31/2023	9/30/2023	10/31/2023	11/30/2023	12/31/2023	1/31/2024	2/29/2024	3/31/2024	4/30/2024	5/31/2024	6/30/2024	7/31/2024
1928	T624001150	368.0	$ -	$ -	$ -	$ -	$ -	$ -	$ -	$ -	$ -	$ -	$ -	$ -	$ -	$ -	$ -	$ -
1929	T624001150	369.0	$ -	$ -	$ -	$ -	$ -	$ -	$ -	$ -	$ -	$ -	$ -	$ -	$ -	$ -	$ -	$ -
1930	601001151	303.3	$ -	$ -	$ -	$ -	$ -	$ -	$ -	$ -	$ -	$ -	$ -	$ -	$ -	$ -	$ -	$ -
1931	601001152	303.3	$ -	$ -	$ -	$ -	$ -	$ -	$ -	$ -	$ -	$ -	$ -	$ -	$ -	$ -	$ -	$ -
1932	T624001153	367.1	$ -	$ -	$ -	$ -	$ -	$ -	$ -	$ -	$ -	$ -	$ -	$ -	$ -	$ -	$ -	$ -
1933	T624001153	368.0	$ -	$ -	$ -	$ -	$ -	$ -	$ -	$ -	$ -	$ -	$ -	$ -	$ -	$ -	$ -	$ -
1934	T624001153	369.0	$ -	$ -	$ -	$ -	$ -	$ -	$ -	$ -	$ -	$ -	$ -	$ -	$ -	$ -	$ -	$ -
1935	601001154	303.3	$ -	$ -	$ -	$ -	$ -	$ -	$ -	$ -	$ -	$ -	$ -	$ -	$ -	$ -	$ -	$ -
1936	601001155	303.3	$ -	$ -	$ -	$ -	$ -	$ -	$ -	$ -	$ -	$ -	$ -	$ -	$ -	$ -	$ -	$ -
1937	601001156	303.3	$ -	$ -	$ -	$ -	$ -	$ -	$ -	$ -	$ -	$ -	$ -	$ -	$ -	$ -	$ -	$ -
1938	T610001157	367.1	$ -	$ -	$ -	$ -	$ -	$ -	$ -	$ -	$ -	$ -	$ -	$ -	$ -	$ -	$ -	$ -
1939	T610001157	368.0	$ -	$ -	$ -	$ -	$ -	$ -	$ -	$ -	$ -	$ -	$ -	$ -	$ -	$ -	$ -	$ -
1940	T610001157	369.0	$ -	$ -	$ -	$ -	$ -	$ -	$ -	$ -	$ -	$ -	$ -	$ -	$ -	$ -	$ -	$ -
1941	601001158	391.2	$ -	$ -	$ -	$ -	$ -	$ -	$ -	$ -	$ -	$ -	$ -	$ -	$ -	$ -	$ -	$ -
1942	601001158	397.0	$ -	$ -	$ -	$ -	$ -	$ -	$ -	$ -	$ -	$ -	$ -	$ -	$ -	$ -	$ -	$ -
1943	601001158	398.0	$ -	$ -	$ -	$ -	$ -	$ -	$ -	$ -	$ -	$ -	$ -	$ -	$ -	$ -	$ -	$ -
1944	601001159	303.3	$ -	$ -	$ -	$ -	$ -	$ -	$ -	$ -	$ -	$ -	$ -	$ -	$ -	$ -	$ -	$ -
1945	601001160	303.3	$ -	$ -	$ -	$ -	$ -	$ -	$ -	$ -	$ -	$ -	$ -	$ -	$ -	$ -	$ -	$ -
1946	601001161	303.3	$ -	$ -	$ -	$ -	$ -	$ -	$ -	$ -	$ -	$ -	$ -	$ -	$ -	$ -	$ -	$ -
1947	601001162	303.3	$ -	$ -	$ -	$ -	$ -	$ -	$ -	$ -	$ -	$ -	$ -	$ -	$ -	$ -	$ -	$ -
1948	601001163	303.3	$ -	$ -	$ -	$ -	$ -	$ -	$ -	$ -	$ -	$ -	$ -	$ -	$ -	$ -	$ -	$ -
1949	T610001165	367.1	$ -	$ -	$ -	$ -	$ -	$ -	$ -	$ -	$ -	$ -	$ -	$ -	$ -	$ -	$ -	$ -
1950	T610001165	368.0	$ -	$ -	$ -	$ -	$ -	$ -	$ -	$ -	$ -	$ -	$ -	$ -	$ -	$ -	$ -	$ -
1951	T610001165	369.0	$ -	$ -	$ -	$ -	$ -	$ -	$ -	$ -	$ -	$ -	$ -	$ -	$ -	$ -	$ -	$ -
1952	T680001166	368.0	$ -	$ -	$ -	$ -	$ 6	$ 7	$ 7	$ 7	$ 7	$ 7	$ 7	$ 7	$ 7	$ 7	$ 7	$ 7
1953	T680001166	369.0	$ -	$ -	$ -	$ -	$ 24	$ 27	$ 27	$ 27	$ 27	$ 27	$ 27	$ 27	$ 27	$ 27	$ 27	$ 27
1954	T680001167	368.0	$ -	$ -	$ -	$ -	$ -	$ -	$ -	$ -	$ -	$ -	$ -	$ -	$ -	$ -	$ -	$ -
1955	T680001167	369.0	$ -	$ -	$ -	$ -	$ -	$ -	$ -	$ -	$ -	$ -	$ -	$ -	$ -	$ -	$ -	$ -
1956	T680001168	368.0	$ -	$ -	$ -	$ -	$ -	$ -	$ -	$ -	$ -	$ -	$ -	$ -	$ -	$ -	$ -	$ -
1957	T680001168	369.0	$ -	$ -	$ -	$ -	$ -	$ -	$ -	$ -	$ -	$ -	$ -	$ -	$ -	$ -	$ -	$ -
1958	T680001169	368.0	$ -	$ -	$ -	$ -	$ -	$ -	$ -	$ -	$ -	$ -	$ -	$ -	$ -	$ -	$ -	$ -
1959	T680001169	369.0	$ -	$ -	$ -	$ -	$ -	$ -	$ -	$ -	$ -	$ -	$ -	$ -	$ -	$ -	$ -	$ -
1960	T680001170	367.1	$ -	$ -	$ -	$ -	$ -	$ -	$ -	$ -	$ -	$ -	$ -	$ -	$ -	$ -	$ -	$ -
1961	T680001170	368.0	$ -	$ -	$ -	$ -	$ -	$ -	$ -	$ -	$ -	$ -	$ -	$ -	$ -	$ -	$ -	$ -
1962	T680001170	369.0	$ -	$ -	$ -	$ -	$ -	$ -	$ -	$ -	$ -	$ -	$ -	$ -	$ -	$ -	$ -	$ -
1963	T680001171	368.0	$ -	$ -	$ -	$ -	$ -	$ -	$ -	$ -	$ -	$ -	$ -	$ -	$ -	$ -	$ -	$ -
1964	T680001171	369.0	$ -	$ -	$ -	$ -	$ -	$ -	$ -	$ -	$ -	$ -	$ -	$ -	$ -	$ -	$ -	$ -
1965	T624001172	368.0	$ -	$ -	$ 25	$ 25	$ 25	$ 28	$ 28	$ 28	$ 28	$ 28	$ 28	$ 28	$ 28	$ 28	$ 28	$ 28
1966	T624001172	369.0	$ -	$ -	$ 105	$ 105	$ 105	$ 117	$ 117	$ 117	$ 117	$ 117	$ 117	$ 117	$ 117	$ 117	$ 117	$ 117
1967	T624001173	367.1	$ -	$ -	$ -	$ -	$ -	$ -	$ -	$ -	$ -	$ -	$ -	$ -	$ -	$ -	$ -	$ -
1968	T624001173	368.0	$ -	$ -	$ -	$ -	$ -	$ -	$ -	$ -	$ -	$ -	$ -	$ -	$ -	$ -	$ -	$ -
1969	T624001173	369.0	$ -	$ -	$ -	$ -	$ -	$ -	$ -	$ -	$ -	$ -	$ -	$ -	$ -	$ -	$ -	$ -
1970	T624001174	368.0	$ -	$ -	$ -	$ -	$ -	$ -	$ -	$ -	$ -	$ -	$ -	$ -	$ -	$ -	$ -	$ -
1971	T624001174	369.0	$ -	$ -	$ -	$ -	$ -	$ -	$ -	$ -	$ -	$ -	$ -	$ -	$ -	$ -	$ -	$ -
1972	T610001175	394.0	$ -	$ -	$ -	$ -	$ -	$ -	$ -	$ -	$ -	$ -	$ -	$ -	$ -	$ -	$ -	$ -
1973	T624001176	368.0	$ -	$ -	$ 22	$ 22	$ 22	$ 24	$ 24	$ 24	$ 24	$ 24	$ 24	$ 24	$ 24	$ 24	$ 24	$ 24
1974	T624001176	369.0	$ -	$ -	$ 91	$ 91	$ 91	$ 101	$ 101	$ 101	$ 101	$ 101	$ 101	$ 101	$ 101	$ 101	$ 101	$ 101
1975	T624001177	368.0	$ -	$ -	$ 36	$ 36	$ 36	$ 40	$ 40	$ 40	$ 40	$ 40	$ 40	$ 40	$ 40	$ 40	$ 40	$ 40
1976	T624001177	369.0	$ -	$ -	$ 148	$ 148	$ 148	$ 164	$ 164	$ 164	$ 164	$ 164	$ 164	$ 164	$ 164	$ 164	$ 164	$ 164
1977	T624001178	367.1	$ -	$ -	$ -	$ -	$ -	$ -	$ -	$ -	$ -	$ -	$ -	$ -	$ -	$ -	$ -	$ -
1978	T624001178	368.0	$ -	$ -	$ -	$ -	$ -	$ -	$ -	$ -	$ -	$ -	$ -	$ -	$ -	$ -	$ -	$ -
1979	T624001178	369.0	$ -	$ -	$ -	$ -	$ -	$ -	$ -	$ -	$ -	$ -	$ -	$ -	$ -	$ -	$ -	$ -

Sponsored by NMGC Witness Erik C. Buchanan

NEW MEXICO GAS COMPANY, INC.

Depreciation Activity
Base Period - 12 Months Ending March 31, 2023
Future Test Year - 12 Months Ending September 30, 2025

	A	B	S	T	U	V	W	X	Y	Z	AA	AB	AC	AD	AE	AF
1																
2			Activity	Activity	Activity	Activity	Activity	Activity	Activity	Activity	Activity	Activity	Activity	Activity	Activity	Activity
3	Investment Number / Beginning Balance	FERC Account	8/31/2024	9/30/2024	10/31/2024	11/30/2024	12/31/2024	1/31/2025	2/28/2025	3/31/2025	4/30/2025	5/31/2025	6/30/2025	7/31/2025	8/31/2025	9/30/2025
1928	T624001150	368.0	$ -	$ -	$ -	$ -	$ -	$ -	$ -	$ -	$ -	$ -	$ -	$ -	$ -	$ -
1929	T624001150	369.0	$ -	$ -	$ -	$ -	$ -	$ -	$ -	$ -	$ -	$ -	$ -	$ -	$ -	$ -
1930	601001151	303.3	$ -	$ -	$ -	$ -	$ -	$ -	$ -	$ -	$ -	$ -	$ -	$ -	$ -	$ -
1931	601001152	303.3	$ -	$ -	$ -	$ -	$ -	$ -	$ -	$ -	$ -	$ -	$ -	$ -	$ -	$ -
1932	T624001153	367.1	$ -	$ -	$ -	$ -	$ -	$ -	$ -	$ -	$ -	$ -	$ -	$ -	$ -	$ -
1933	T624001153	368.0	$ -	$ -	$ -	$ -	$ -	$ -	$ -	$ -	$ -	$ -	$ -	$ -	$ -	$ -
1934	T624001153	369.0	$ -	$ -	$ -	$ -	$ -	$ -	$ -	$ -	$ -	$ -	$ -	$ -	$ -	$ -
1935	601001154	303.3	$ -	$ -	$ -	$ -	$ -	$ -	$ -	$ -	$ -	$ -	$ -	$ -	$ -	$ -
1936	601001155	303.3	$ -	$ -	$ -	$ -	$ -	$ -	$ -	$ -	$ -	$ -	$ -	$ -	$ -	$ -
1937	601001156	303.3	$ -	$ -	$ -	$ -	$ -	$ -	$ 1,411	$ 1,411	$ 1,411	$ 1,411	$ 1,411	$ 1,411	$ 1,411	$ 1,411
1938	T610001157	367.1	$ -	$ -	$ -	$ -	$ -	$ -	$ -	$ -	$ -	$ -	$ -	$ -	$ -	$ -
1939	T610001157	368.0	$ -	$ -	$ -	$ -	$ -	$ -	$ -	$ -	$ -	$ -	$ -	$ -	$ -	$ -
1940	T610001157	369.0	$ -	$ -	$ -	$ -	$ -	$ -	$ -	$ -	$ -	$ -	$ -	$ -	$ -	$ -
1941	601001158	391.2	$ -	$ -	$ -	$ -	$ -	$ -	$ -	$ -	$ -	$ -	$ -	$ -	$ -	$ -
1942	601001158	397.0	$ -	$ -	$ -	$ -	$ -	$ -	$ -	$ -	$ -	$ -	$ -	$ -	$ -	$ -
1943	601001158	398.0	$ -	$ -	$ -	$ -	$ -	$ -	$ -	$ -	$ -	$ -	$ -	$ -	$ -	$ -
1944	601001159	303.3	$ -	$ -	$ -	$ -	$ -	$ -	$ -	$ -	$ -	$ -	$ -	$ -	$ -	$ -
1945	601001160	303.3	$ -	$ -	$ -	$ -	$ -	$ -	$ -	$ -	$ -	$ -	$ -	$ -	$ -	$ -
1946	601001161	303.3	$ -	$ -	$ -	$ -	$ -	$ -	$ -	$ -	$ -	$ -	$ -	$ -	$ -	$ -
1947	601001162	303.3	$ -	$ -	$ -	$ -	$ -	$ -	$ -	$ -	$ -	$ -	$ -	$ -	$ -	$ -
1948	601001163	303.3	$ -	$ -	$ -	$ -	$ -	$ -	$ -	$ -	$ -	$ -	$ -	$ -	$ -	$ -
1949	T610001165	367.1	$ -	$ -	$ -	$ -	$ -	$ -	$ -	$ -	$ -	$ -	$ -	$ -	$ -	$ -
1950	T610001165	368.0	$ -	$ -	$ -	$ -	$ -	$ -	$ -	$ -	$ -	$ -	$ -	$ -	$ -	$ -
1951	T610001165	369.0	$ -	$ -	$ -	$ -	$ -	$ -	$ -	$ -	$ -	$ -	$ -	$ -	$ -	$ -
1952	T680001166	368.0	$ 7	$ 7	$ 7	$ 7	$ 7	$ 7	$ 7	$ 7	$ 7	$ 7	$ 7	$ 7	$ 7	$ 7
1953	T680001166	369.0	$ 27	$ 27	$ 27	$ 27	$ 27	$ 27	$ 27	$ 27	$ 27	$ 27	$ 27	$ 27	$ 27	$ 27
1954	T680001167	368.0	$ -	$ -	$ -	$ -	$ -	$ -	$ -	$ -	$ -	$ -	$ -	$ -	$ -	$ -
1955	T680001167	369.0	$ -	$ -	$ -	$ -	$ -	$ -	$ -	$ -	$ -	$ -	$ -	$ -	$ -	$ -
1956	T680001168	368.0	$ -	$ -	$ -	$ -	$ -	$ -	$ -	$ -	$ -	$ -	$ -	$ -	$ -	$ -
1957	T680001168	369.0	$ -	$ -	$ -	$ -	$ -	$ -	$ -	$ -	$ -	$ -	$ -	$ -	$ -	$ -
1958	T680001169	368.0	$ -	$ -	$ -	$ -	$ -	$ -	$ -	$ -	$ -	$ -	$ -	$ -	$ -	$ -
1959	T680001169	369.0	$ -	$ -	$ -	$ -	$ -	$ -	$ -	$ -	$ -	$ -	$ -	$ -	$ -	$ -
1960	T680001170	367.1	$ -	$ -	$ -	$ -	$ -	$ -	$ -	$ -	$ -	$ -	$ -	$ -	$ -	$ -
1961	T680001170	368.0	$ -	$ -	$ -	$ -	$ -	$ -	$ -	$ -	$ -	$ -	$ -	$ -	$ -	$ -
1962	T680001170	369.0	$ -	$ -	$ -	$ -	$ -	$ -	$ -	$ -	$ -	$ -	$ -	$ -	$ -	$ -
1963	T680001171	368.0	$ -	$ -	$ -	$ -	$ -	$ -	$ -	$ -	$ -	$ -	$ -	$ -	$ -	$ -
1964	T680001171	369.0	$ -	$ -	$ -	$ -	$ -	$ -	$ -	$ -	$ -	$ -	$ -	$ -	$ -	$ -
1965	T624001172	368.0	$ 28	$ 28	$ 28	$ 28	$ 28	$ 28	$ 28	$ 28	$ 28	$ 28	$ 28	$ 28	$ 28	$ 28
1966	T624001172	369.0	$ 117	$ 117	$ 117	$ 117	$ 117	$ 117	$ 117	$ 117	$ 117	$ 117	$ 117	$ 117	$ 117	$ 117
1967	T624001173	367.1	$ -	$ -	$ -	$ -	$ -	$ -	$ -	$ -	$ -	$ -	$ -	$ -	$ -	$ -
1968	T624001173	368.0	$ -	$ -	$ -	$ -	$ -	$ -	$ -	$ -	$ -	$ -	$ -	$ -	$ -	$ -
1969	T624001173	369.0	$ -	$ -	$ -	$ -	$ -	$ -	$ -	$ -	$ -	$ -	$ -	$ -	$ -	$ -
1970	T624001174	368.0	$ -	$ -	$ -	$ -	$ -	$ -	$ -	$ -	$ -	$ -	$ -	$ -	$ -	$ -
1971	T624001174	369.0	$ -	$ -	$ -	$ -	$ -	$ -	$ -	$ -	$ -	$ -	$ -	$ -	$ -	$ -
1972	T610001175	394.0	$ -	$ -	$ -	$ -	$ -	$ -	$ -	$ -	$ -	$ -	$ -	$ -	$ -	$ -
1973	T624001176	368.0	$ 24	$ 24	$ 24	$ 24	$ 24	$ 24	$ 24	$ 24	$ 24	$ 24	$ 24	$ 24	$ 24	$ 24
1974	T624001176	369.0	$ 101	$ 101	$ 101	$ 101	$ 101	$ 101	$ 101	$ 101	$ 101	$ 101	$ 101	$ 101	$ 101	$ 101
1975	T624001177	368.0	$ 40	$ 40	$ 40	$ 40	$ 40	$ 40	$ 40	$ 40	$ 40	$ 40	$ 40	$ 40	$ 40	$ 40
1976	T624001177	369.0	$ 164	$ 164	$ 164	$ 164	$ 164	$ 164	$ 164	$ 164	$ 164	$ 164	$ 164	$ 164	$ 164	$ 164
1977	T624001178	367.1	$ -	$ -	$ -	$ -	$ -	$ -	$ -	$ -	$ -	$ -	$ -	$ -	$ -	$ -
1978	T624001178	368.0	$ -	$ -	$ -	$ -	$ -	$ -	$ -	$ -	$ -	$ -	$ -	$ -	$ -	$ -
1979	T624001178	369.0	$ -	$ -	$ -	$ -	$ -	$ -	$ -	$ -	$ -	$ -	$ -	$ -	$ -	$ -

Sponsored by NMGC Witness Erik C. Buchanan

NEW MEXICO GAS COMPANY, INC.

Depreciation Activity
Base Period - 12 Months Ending March 31, 2023
Future Test Year - 12 Months Ending September 30, 2025

	A	B	C	D	E	F	G	H	I	J	K	L	M	N	O	P	Q	R
1																		
2			Activity	Activity	Activity	Activity	Activity	Activity	Activity	Activity	Activity	Activity	Activity	Activity	Activity	Activity	Activity	Activity
3	Investment Number / Beginning Balance	FERC Account	4/30/2023	5/31/2023	6/30/2023	7/31/2023	8/31/2023	9/30/2023	10/31/2023	11/30/2023	12/31/2023	1/31/2024	2/29/2024	3/31/2024	4/30/2024	5/31/2024	6/30/2024	7/31/2024
1980	T621001179	368.0	$ -	$ -	$ -	$ -	$ -	$ -	$ -	$ -	$ -	$ -	$ -	$ -	$ -	$ -	$ -	$ -
1981	T621001179	369.0	$ -	$ -	$ -	$ -	$ -	$ -	$ -	$ -	$ -	$ -	$ -	$ -	$ -	$ -	$ -	$ -
1982	T680001180	367.1	$ -	$ -	$ -	$ -	$ -	$ -	$ -	$ -	$ -	$ -	$ -	$ -	$ -	$ -	$ -	$ -
1983	T680001180	368.0	$ -	$ -	$ -	$ -	$ -	$ -	$ -	$ -	$ -	$ -	$ -	$ -	$ -	$ -	$ -	$ -
1984	T680001180	369.0	$ -	$ -	$ -	$ -	$ -	$ -	$ -	$ -	$ -	$ -	$ -	$ -	$ -	$ -	$ -	$ -
1985	T624001181	367.1	$ -	$ -	$ -	$ -	$ -	$ -	$ -	$ -	$ -	$ -	$ -	$ -	$ -	$ -	$ -	$ -
1986	T624001181	368.0	$ -	$ -	$ -	$ -	$ -	$ -	$ -	$ -	$ -	$ -	$ -	$ -	$ -	$ -	$ -	$ -
1987	T624001181	369.0	$ -	$ -	$ -	$ -	$ -	$ -	$ -	$ -	$ -	$ -	$ -	$ -	$ -	$ -	$ -	$ -
1988	T624001182	367.1	$ -	$ -	$ -	$ -	$ -	$ -	$ -	$ -	$ -	$ -	$ -	$ -	$ -	$ -	$ -	$ -
1989	T624001182	368.0	$ -	$ -	$ -	$ -	$ -	$ -	$ -	$ -	$ -	$ -	$ -	$ -	$ -	$ -	$ -	$ -
1990	T624001182	369.0	$ -	$ -	$ -	$ -	$ -	$ -	$ -	$ -	$ -	$ -	$ -	$ -	$ -	$ -	$ -	$ -
1991	601001183	367.1	$ -	$ -	$ -	$ -	$ -	$ -	$ -	$ -	$ -	$ -	$ -	$ -	$ -	$ -	$ -	$ -
1992	601001183	368.0	$ -	$ -	$ -	$ -	$ -	$ -	$ -	$ -	$ -	$ -	$ -	$ -	$ -	$ -	$ -	$ -
1993	601001183	369.0	$ -	$ -	$ -	$ -	$ -	$ -	$ -	$ -	$ -	$ -	$ -	$ -	$ -	$ -	$ -	$ -
1994	601001184	367.1	$ -	$ -	$ -	$ -	$ -	$ -	$ 127	$ 127	$ 127	$ 165	$ 165	$ 165	$ 165	$ 165	$ 165	$ 165
1995	601001184	368.0	$ -	$ -	$ -	$ -	$ -	$ -	$ 24	$ 24	$ 24	$ 32	$ 32	$ 32	$ 32	$ 32	$ 32	$ 32
1996	601001184	369.0	$ -	$ -	$ -	$ -	$ -	$ -	$ 50	$ 50	$ 50	$ 65	$ 65	$ 65	$ 65	$ 65	$ 65	$ 65
1997	T660001185	367.1	$ -	$ -	$ -	$ -	$ -	$ -	$ -	$ -	$ -	$ -	$ -	$ -	$ -	$ -	$ -	$ 93
1998	T660001185	368.0	$ -	$ -	$ -	$ -	$ -	$ -	$ -	$ -	$ -	$ -	$ -	$ -	$ -	$ -	$ -	$ 18
1999	T660001185	369.0	$ -	$ -	$ -	$ -	$ -	$ -	$ -	$ -	$ -	$ -	$ -	$ -	$ -	$ -	$ -	$ 37
2000	601001186	367.1	$ -	$ -	$ -	$ -	$ -	$ -	$ -	$ -	$ -	$ -	$ -	$ -	$ -	$ -	$ -	$ 33
2001	601001186	368.0	$ -	$ -	$ -	$ -	$ -	$ -	$ -	$ -	$ -	$ -	$ -	$ -	$ -	$ -	$ -	$ 6
2002	601001186	369.0	$ -	$ -	$ -	$ -	$ -	$ -	$ -	$ -	$ -	$ -	$ -	$ -	$ -	$ -	$ -	$ 13
2003	T680001187	367.1	$ -	$ -	$ -	$ -	$ -	$ -	$ -	$ -	$ -	$ -	$ -	$ -	$ -	$ -	$ -	$ -
2004	T680001187	368.0	$ -	$ -	$ -	$ -	$ -	$ -	$ -	$ -	$ -	$ -	$ -	$ -	$ -	$ -	$ -	$ -
2005	T680001187	369.0	$ -	$ -	$ -	$ -	$ -	$ -	$ -	$ -	$ -	$ -	$ -	$ -	$ -	$ -	$ -	$ -
2006	601001188	367.1	$ -	$ -	$ -	$ -	$ -	$ -	$ -	$ -	$ -	$ -	$ -	$ -	$ -	$ -	$ -	$ -
2007	601001188	368.0	$ -	$ -	$ -	$ -	$ -	$ -	$ -	$ -	$ -	$ -	$ -	$ -	$ -	$ -	$ -	$ -
2008	601001188	369.0	$ -	$ -	$ -	$ -	$ -	$ -	$ -	$ -	$ -	$ -	$ -	$ -	$ -	$ -	$ -	$ -
2009	T680001189	367.1	$ -	$ -	$ -	$ -	$ -	$ -	$ -	$ -	$ -	$ -	$ -	$ -	$ -	$ -	$ -	$ -
2010	T680001189	368.0	$ -	$ -	$ -	$ -	$ -	$ -	$ -	$ -	$ -	$ -	$ -	$ -	$ -	$ -	$ -	$ -
2011	T680001189	369.0	$ -	$ -	$ -	$ -	$ -	$ -	$ -	$ -	$ -	$ -	$ -	$ -	$ -	$ -	$ -	$ -
2012	T680001190	367.1	$ -	$ -	$ -	$ -	$ -	$ -	$ -	$ -	$ -	$ -	$ -	$ -	$ -	$ -	$ -	$ -
2013	T680001190	368.0	$ -	$ -	$ -	$ -	$ -	$ -	$ -	$ -	$ -	$ -	$ -	$ -	$ -	$ -	$ -	$ -
2014	T680001190	369.0	$ -	$ -	$ -	$ -	$ -	$ -	$ -	$ -	$ -	$ -	$ -	$ -	$ -	$ -	$ -	$ -
2015	T610001191	367.1	$ -	$ -	$ -	$ -	$ -	$ -	$ -	$ -	$ -	$ -	$ -	$ -	$ -	$ -	$ -	$ -
2016	T610001191	368.0	$ -	$ -	$ -	$ -	$ -	$ -	$ -	$ -	$ -	$ -	$ -	$ -	$ -	$ -	$ -	$ -
2017	T610001191	369.0	$ -	$ -	$ -	$ -	$ -	$ -	$ -	$ -	$ -	$ -	$ -	$ -	$ -	$ -	$ -	$ -
2018	T624001192	367.1	$ -	$ -	$ -	$ -	$ -	$ -	$ -	$ -	$ -	$ -	$ -	$ -	$ -	$ -	$ -	$ -
2019	T624001192	368.0	$ -	$ -	$ -	$ -	$ -	$ -	$ -	$ -	$ -	$ -	$ -	$ -	$ -	$ -	$ -	$ -
2020	T624001192	369.0	$ -	$ -	$ -	$ -	$ -	$ -	$ -	$ -	$ -	$ -	$ -	$ -	$ -	$ -	$ -	$ -
2021	T610001194	367.1	$ -	$ -	$ -	$ -	$ -	$ -	$ -	$ -	$ -	$ -	$ -	$ -	$ -	$ -	$ -	$ -
2022	610001195	376.1	$ -	$ -	$ -	$ -	$ -	$ -	$ -	$ -	$ -	$ -	$ -	$ -	$ -	$ -	$ -	$ -
2023	610001195	376.2	$ -	$ -	$ -	$ -	$ -	$ -	$ -	$ -	$ -	$ -	$ -	$ -	$ -	$ -	$ -	$ -
2024	610001195	376.4	$ -	$ -	$ -	$ -	$ -	$ -	$ -	$ -	$ -	$ -	$ -	$ -	$ -	$ -	$ -	$ -
2025	610001195	380.0	$ -	$ -	$ -	$ -	$ -	$ -	$ -	$ -	$ -	$ -	$ -	$ -	$ -	$ -	$ -	$ -
2026	T621001196	368.0	$ -	$ -	$ -	$ -	$ -	$ -	$ -	$ -	$ -	$ -	$ -	$ -	$ -	$ -	$ -	$ -
2027	T621001196	369.0	$ -	$ -	$ -	$ -	$ -	$ -	$ -	$ -	$ -	$ -	$ -	$ -	$ -	$ -	$ -	$ -
2028	T610001198	367.1	$ -	$ -	$ -	$ -	$ -	$ -	$ -	$ -	$ -	$ -	$ -	$ -	$ -	$ -	$ -	$ -
2029	T610001198	368.0	$ -	$ -	$ -	$ -	$ -	$ -	$ -	$ -	$ -	$ -	$ -	$ -	$ -	$ -	$ -	$ -
2030	T610001198	369.0	$ -	$ -	$ -	$ -	$ -	$ -	$ -	$ -	$ -	$ -	$ -	$ -	$ -	$ -	$ -	$ -
2031	610001199	376.1	$ -	$ -	$ -	$ -	$ -	$ -	$ -	$ -	$ -	$ -	$ -	$ -	$ -	$ -	$ -	$ -

NEW MEXICO GAS COMPANY, INC.

Depreciation Activity
Base Period - 12 Months Ending March 31, 2023
Future Test Year - 12 Months Ending September 30, 2025

	A	B	S	T	U	V	W	X	Y	Z	AA	AB	AC	AD	AE	AF
1																
2			Activity	Activity	Activity	Activity	Activity	Activity	Activity	Activity	Activity	Activity	Activity	Activity	Activity	Activity
3	Investment Number / Beginning Balance	FERC Account	8/31/2024	9/30/2024	10/31/2024	11/30/2024	12/31/2024	1/31/2025	2/28/2025	3/31/2025	4/30/2025	5/31/2025	6/30/2025	7/31/2025	8/31/2025	9/30/2025
1980	T621001179	368.0	$ -	$ -	$ -	$ -	$ -	$ -	$ -	$ -	$ -	$ -	$ -	$ -	$ -	$ -
1981	T621001179	369.0	$ -	$ -	$ -	$ -	$ -	$ -	$ -	$ -	$ -	$ -	$ -	$ -	$ -	$ -
1982	T680001180	367.1	$ -	$ -	$ -	$ -	$ -	$ -	$ -	$ -	$ -	$ -	$ -	$ -	$ -	$ -
1983	T680001180	368.0	$ -	$ -	$ -	$ -	$ -	$ -	$ -	$ -	$ -	$ -	$ -	$ -	$ -	$ -
1984	T680001180	369.0	$ -	$ -	$ -	$ -	$ -	$ -	$ -	$ -	$ -	$ -	$ -	$ -	$ -	$ -
1985	T624001181	367.1	$ -	$ -	$ -	$ -	$ -	$ -	$ -	$ -	$ -	$ -	$ -	$ -	$ -	$ -
1986	T624001181	368.0	$ -	$ -	$ -	$ -	$ -	$ -	$ -	$ -	$ -	$ -	$ -	$ -	$ -	$ -
1987	T624001181	369.0	$ -	$ -	$ -	$ -	$ -	$ -	$ -	$ -	$ -	$ -	$ -	$ -	$ -	$ -
1988	T624001182	367.1	$ -	$ -	$ -	$ -	$ -	$ -	$ -	$ -	$ -	$ -	$ -	$ -	$ -	$ -
1989	T624001182	368.0	$ -	$ -	$ -	$ -	$ -	$ -	$ -	$ -	$ -	$ -	$ -	$ -	$ -	$ -
1990	T624001182	369.0	$ -	$ -	$ -	$ -	$ -	$ -	$ -	$ -	$ -	$ -	$ -	$ -	$ -	$ -
1991	601001183	367.1	$ -	$ -	$ -	$ -	$ -	$ -	$ -	$ -	$ -	$ -	$ -	$ -	$ -	$ -
1992	601001183	368.0	$ -	$ -	$ -	$ -	$ -	$ -	$ -	$ -	$ -	$ -	$ -	$ -	$ -	$ -
1993	601001183	369.0	$ -	$ -	$ -	$ -	$ -	$ -	$ -	$ -	$ -	$ -	$ -	$ -	$ -	$ -
1994	601001184	367.1	$ 165	$ 165	$ 165	$ 165	$ 165	$ 165	$ 165	$ 165	$ 165	$ 165	$ 165	$ 165	$ 165	$ 165
1995	601001184	368.0	$ 32	$ 32	$ 32	$ 32	$ 32	$ 32	$ 32	$ 32	$ 32	$ 32	$ 32	$ 32	$ 32	$ 32
1996	601001184	369.0	$ 65	$ 65	$ 65	$ 65	$ 65	$ 65	$ 65	$ 65	$ 65	$ 65	$ 65	$ 65	$ 65	$ 65
1997	T660001185	367.1	$ 93	$ 93	$ 93	$ 93	$ 93	$ 93	$ 93	$ 93	$ 93	$ 93	$ 93	$ 93	$ 93	$ 93
1998	T660001185	368.0	$ 18	$ 18	$ 18	$ 18	$ 18	$ 18	$ 18	$ 18	$ 18	$ 18	$ 18	$ 18	$ 18	$ 18
1999	T660001185	369.0	$ 37	$ 37	$ 37	$ 37	$ 37	$ 37	$ 37	$ 37	$ 37	$ 37	$ 37	$ 37	$ 37	$ 37
2000	601001186	367.1	$ 33	$ 33	$ 166	$ 166	$ 166	$ 166	$ 166	$ 166	$ 166	$ 166	$ 166	$ 166	$ 166	$ 166
2001	601001186	368.0	$ 6	$ 6	$ 32	$ 32	$ 32	$ 32	$ 32	$ 32	$ 32	$ 32	$ 32	$ 32	$ 32	$ 32
2002	601001186	369.0	$ 13	$ 13	$ 66	$ 66	$ 66	$ 66	$ 66	$ 66	$ 66	$ 66	$ 66	$ 66	$ 66	$ 66
2003	T680001187	367.1	$ -	$ -	$ -	$ -	$ -	$ -	$ -	$ -	$ -	$ -	$ -	$ -	$ -	$ -
2004	T680001187	368.0	$ -	$ -	$ -	$ -	$ -	$ -	$ -	$ -	$ -	$ -	$ -	$ -	$ -	$ -
2005	T680001187	369.0	$ -	$ -	$ -	$ -	$ -	$ -	$ -	$ -	$ -	$ -	$ -	$ -	$ -	$ -
2006	601001188	367.1	$ -	$ -	$ -	$ -	$ -	$ -	$ -	$ -	$ -	$ -	$ -	$ 132	$ 132	$ 132
2007	601001188	368.0	$ -	$ -	$ -	$ -	$ -	$ -	$ -	$ -	$ -	$ -	$ -	$ 25	$ 25	$ 25
2008	601001188	369.0	$ -	$ -	$ -	$ -	$ -	$ -	$ -	$ -	$ -	$ -	$ -	$ 52	$ 52	$ 52
2009	T680001189	367.1	$ -	$ -	$ -	$ -	$ -	$ -	$ -	$ -	$ -	$ -	$ 256	$ 256	$ 256	$ 256
2010	T680001189	368.0	$ -	$ -	$ -	$ -	$ -	$ -	$ -	$ -	$ -	$ -	$ 49	$ 49	$ 49	$ 49
2011	T680001189	369.0	$ -	$ -	$ -	$ -	$ -	$ -	$ -	$ -	$ -	$ -	$ 101	$ 101	$ 101	$ 101
2012	T680001190	367.1	$ -	$ -	$ -	$ -	$ -	$ -	$ -	$ -	$ -	$ -	$ -	$ -	$ -	$ -
2013	T680001190	368.0	$ -	$ -	$ -	$ -	$ -	$ -	$ -	$ -	$ -	$ -	$ -	$ -	$ -	$ -
2014	T680001190	369.0	$ -	$ -	$ -	$ -	$ -	$ -	$ -	$ -	$ -	$ -	$ -	$ -	$ -	$ -
2015	T610001191	367.1	$ -	$ -	$ -	$ -	$ -	$ -	$ -	$ -	$ -	$ -	$ -	$ -	$ -	$ -
2016	T610001191	368.0	$ -	$ -	$ -	$ -	$ -	$ -	$ -	$ -	$ -	$ -	$ -	$ -	$ -	$ -
2017	T610001191	369.0	$ -	$ -	$ -	$ -	$ -	$ -	$ -	$ -	$ -	$ -	$ -	$ -	$ -	$ -
2018	T624001192	367.1	$ -	$ -	$ -	$ -	$ -	$ -	$ -	$ -	$ -	$ -	$ -	$ -	$ -	$ -
2019	T624001192	368.0	$ -	$ -	$ -	$ -	$ -	$ -	$ -	$ -	$ -	$ -	$ -	$ -	$ -	$ -
2020	T624001192	369.0	$ -	$ -	$ -	$ -	$ -	$ -	$ -	$ -	$ -	$ -	$ -	$ -	$ -	$ -
2021	T610001194	367.1	$ -	$ -	$ -	$ -	$ -	$ -	$ -	$ -	$ -	$ -	$ -	$ -	$ -	$ -
2022	610001195	376.1	$ -	$ -	$ -	$ -	$ -	$ -	$ -	$ -	$ -	$ -	$ -	$ -	$ -	$ -
2023	610001195	376.2	$ -	$ -	$ -	$ -	$ -	$ -	$ -	$ -	$ -	$ -	$ -	$ -	$ -	$ -
2024	610001195	376.4	$ -	$ -	$ -	$ -	$ -	$ -	$ -	$ -	$ -	$ -	$ -	$ -	$ -	$ -
2025	610001195	380.0	$ -	$ -	$ -	$ -	$ -	$ -	$ -	$ -	$ -	$ -	$ -	$ -	$ -	$ -
2026	T621001196	368.0	$ -	$ -	$ -	$ -	$ -	$ -	$ -	$ -	$ -	$ -	$ -	$ -	$ -	$ -
2027	T621001196	369.0	$ -	$ -	$ -	$ -	$ -	$ -	$ -	$ -	$ -	$ -	$ -	$ -	$ -	$ -
2028	T610001198	367.1	$ -	$ -	$ -	$ -	$ -	$ -	$ -	$ -	$ -	$ -	$ -	$ -	$ -	$ -
2029	T610001198	368.0	$ -	$ -	$ -	$ -	$ -	$ -	$ -	$ -	$ -	$ -	$ -	$ -	$ -	$ -
2030	T610001198	369.0	$ -	$ -	$ -	$ -	$ -	$ -	$ -	$ -	$ -	$ -	$ -	$ -	$ -	$ -
2031	610001199	376.1	$ -	$ -	$ -	$ -	$ -	$ -	$ -	$ -	$ -	$ -	$ -	$ -	$ -	$ -

NEW MEXICO GAS COMPANY, INC.

Depreciation Activity
Base Period - 12 Months Ending March 31, 2023
Future Test Year - 12 Months Ending September 30, 2025

	A	B	C	D	E	F	G	H	I	J	K	L	M	N	O	P	Q	R
1																		
2			Activity	Activity	Activity	Activity	Activity	Activity	Activity	Activity	Activity	Activity	Activity	Activity	Activity	Activity	Activity	Activity
3	Investment Number / Beginning Balance	FERC Account	4/30/2023	5/31/2023	6/30/2023	7/31/2023	8/31/2023	9/30/2023	10/31/2023	11/30/2023	12/31/2023	1/31/2024	2/29/2024	3/31/2024	4/30/2024	5/31/2024	6/30/2024	7/31/2024
2032	610001199	376.2	$ -	$ -	$ -	$ -	$ -	$ -	$ -	$ -	$ -	$ -	$ -	$ -	$ -	$ -	$ -	$ -
2033	610001199	376.4	$ -	$ -	$ -	$ -	$ -	$ -	$ -	$ -	$ -	$ -	$ -	$ -	$ -	$ -	$ -	$ -
2034	610001199	380.0	$ -	$ -	$ -	$ -	$ -	$ -	$ -	$ -	$ -	$ -	$ -	$ -	$ -	$ -	$ -	$ -
2035	T626001200	367.1	$ -	$ -	$ -	$ -	$ -	$ -	$ -	$ -	$ -	$ -	$ -	$ -	$ -	$ -	$ -	$ -
2036	T660001201	367.1	$ -	$ -	$ -	$ -	$ -	$ -	$ -	$ -	$ -	$ -	$ -	$ -	$ -	$ -	$ -	$ -
2037	T660001201	368.0	$ -	$ -	$ -	$ -	$ -	$ -	$ -	$ -	$ -	$ -	$ -	$ -	$ -	$ -	$ -	$ -
2038	T660001201	369.0	$ -	$ -	$ -	$ -	$ -	$ -	$ -	$ -	$ -	$ -	$ -	$ -	$ -	$ -	$ -	$ -
2039	T680001202	367.3	$ -	$ -	$ -	$ -	$ -	$ -	$ -	$ -	$ -	$ -	$ -	$ -	$ -	$ -	$ -	$ -
2040	610001203	376.1	$ -	$ -	$ -	$ -	$ -	$ -	$ -	$ -	$ -	$ -	$ -	$ -	$ -	$ -	$ -	$ -
2041	610001203	376.2	$ -	$ -	$ -	$ -	$ -	$ -	$ -	$ -	$ -	$ -	$ -	$ -	$ -	$ -	$ -	$ -
2042	610001203	376.4	$ -	$ -	$ -	$ -	$ -	$ -	$ -	$ -	$ -	$ -	$ -	$ -	$ -	$ -	$ -	$ -
2043	610001203	380.0	$ -	$ -	$ -	$ -	$ -	$ -	$ -	$ -	$ -	$ -	$ -	$ -	$ -	$ -	$ -	$ -
2044	610001204	376.1	$ -	$ -	$ -	$ -	$ -	$ -	$ -	$ -	$ -	$ -	$ -	$ -	$ -	$ -	$ -	$ -
2045	610001204	376.2	$ -	$ -	$ -	$ -	$ -	$ -	$ -	$ -	$ -	$ -	$ -	$ -	$ -	$ -	$ -	$ -
2046	610001204	376.4	$ -	$ -	$ -	$ -	$ -	$ -	$ -	$ -	$ -	$ -	$ -	$ -	$ -	$ -	$ -	$ -
2047	610001205	376.1	$ -	$ -	$ -	$ -	$ -	$ -	$ -	$ -	$ -	$ -	$ -	$ -	$ -	$ -	$ -	$ -
2048	610001205	376.2	$ -	$ -	$ -	$ -	$ -	$ -	$ -	$ -	$ -	$ -	$ -	$ -	$ -	$ -	$ -	$ -
2049	610001205	376.4	$ -	$ -	$ -	$ -	$ -	$ -	$ -	$ -	$ -	$ -	$ -	$ -	$ -	$ -	$ -	$ -
2050	610001205	380.0	$ -	$ -	$ -	$ -	$ -	$ -	$ -	$ -	$ -	$ -	$ -	$ -	$ -	$ -	$ -	$ -
2051	610001206	376.1	$ -	$ -	$ -	$ -	$ -	$ -	$ -	$ -	$ -	$ -	$ -	$ -	$ -	$ -	$ -	$ -
2052	610001206	376.2	$ -	$ -	$ -	$ -	$ -	$ -	$ -	$ -	$ -	$ -	$ -	$ -	$ -	$ -	$ -	$ -
2053	610001206	376.4	$ -	$ -	$ -	$ -	$ -	$ -	$ -	$ -	$ -	$ -	$ -	$ -	$ -	$ -	$ -	$ -
2054	610001206	380.0	$ -	$ -	$ -	$ -	$ -	$ -	$ -	$ -	$ -	$ -	$ -	$ -	$ -	$ -	$ -	$ -
2055	610001207	376.1	$ -	$ -	$ -	$ -	$ -	$ -	$ -	$ -	$ -	$ -	$ -	$ -	$ -	$ -	$ -	$ -
2056	610001207	376.2	$ -	$ -	$ -	$ -	$ -	$ -	$ -	$ -	$ -	$ -	$ -	$ -	$ -	$ -	$ -	$ -
2057	610001207	376.4	$ -	$ -	$ -	$ -	$ -	$ -	$ -	$ -	$ -	$ -	$ -	$ -	$ -	$ -	$ -	$ -
2058	610001207	380.0	$ -	$ -	$ -	$ -	$ -	$ -	$ -	$ -	$ -	$ -	$ -	$ -	$ -	$ -	$ -	$ -
2059	610001208	376.1	$ -	$ -	$ -	$ -	$ -	$ -	$ -	$ -	$ -	$ -	$ -	$ -	$ -	$ -	$ -	$ -
2060	610001208	376.2	$ -	$ -	$ -	$ -	$ -	$ -	$ -	$ -	$ -	$ -	$ -	$ -	$ -	$ -	$ -	$ -
2061	610001208	376.4	$ -	$ -	$ -	$ -	$ -	$ -	$ -	$ -	$ -	$ -	$ -	$ -	$ -	$ -	$ -	$ -
2062	610001208	380.0	$ -	$ -	$ -	$ -	$ -	$ -	$ -	$ -	$ -	$ -	$ -	$ -	$ -	$ -	$ -	$ -
2063	610001209	376.1	$ -	$ -	$ -	$ -	$ -	$ -	$ -	$ -	$ -	$ -	$ -	$ -	$ -	$ -	$ -	$ -
2064	610001209	376.2	$ -	$ -	$ -	$ -	$ -	$ -	$ -	$ -	$ -	$ -	$ -	$ -	$ -	$ -	$ -	$ -
2065	610001209	376.4	$ -	$ -	$ -	$ -	$ -	$ -	$ -	$ -	$ -	$ -	$ -	$ -	$ -	$ -	$ -	$ -
2066	610001209	380.0	$ -	$ -	$ -	$ -	$ -	$ -	$ -	$ -	$ -	$ -	$ -	$ -	$ -	$ -	$ -	$ -
2067	610001210	376.1	$ -	$ -	$ -	$ -	$ -	$ -	$ -	$ -	$ -	$ -	$ -	$ -	$ -	$ -	$ -	$ -
2068	610001210	376.2	$ -	$ -	$ -	$ -	$ -	$ -	$ -	$ -	$ -	$ -	$ -	$ -	$ -	$ -	$ -	$ -
2069	610001210	376.4	$ -	$ -	$ -	$ -	$ -	$ -	$ -	$ -	$ -	$ -	$ -	$ -	$ -	$ -	$ -	$ -
2070	610001210	380.0	$ -	$ -	$ -	$ -	$ -	$ -	$ -	$ -	$ -	$ -	$ -	$ -	$ -	$ -	$ -	$ -
2071	610001211	376.1	$ -	$ -	$ -	$ -	$ -	$ -	$ -	$ -	$ -	$ -	$ -	$ -	$ -	$ -	$ -	$ -
2072	610001211	376.2	$ -	$ -	$ -	$ -	$ -	$ -	$ -	$ -	$ -	$ -	$ -	$ -	$ -	$ -	$ -	$ -
2073	610001211	376.4	$ -	$ -	$ -	$ -	$ -	$ -	$ -	$ -	$ -	$ -	$ -	$ -	$ -	$ -	$ -	$ -
2074	610001211	380.0	$ -	$ -	$ -	$ -	$ -	$ -	$ -	$ -	$ -	$ -	$ -	$ -	$ -	$ -	$ -	$ -
2075	610001212	376.1	$ -	$ -	$ -	$ -	$ -	$ -	$ -	$ -	$ -	$ -	$ -	$ -	$ -	$ -	$ -	$ -
2076	610001212	376.2	$ -	$ -	$ -	$ -	$ -	$ -	$ -	$ -	$ -	$ -	$ -	$ -	$ -	$ -	$ -	$ -
2077	610001212	376.4	$ -	$ -	$ -	$ -	$ -	$ -	$ -	$ -	$ -	$ -	$ -	$ -	$ -	$ -	$ -	$ -
2078	610001212	380.0	$ -	$ -	$ -	$ -	$ -	$ -	$ -	$ -	$ -	$ -	$ -	$ -	$ -	$ -	$ -	$ -
2079	T610001213	367.1	$ -	$ -	$ -	$ -	$ -	$ -	$ -	$ -	$ -	$ -	$ -	$ -	$ -	$ -	$ -	$ -
2080	T610001213	368.0	$ -	$ -	$ -	$ -	$ -	$ -	$ -	$ -	$ -	$ -	$ -	$ -	$ -	$ -	$ -	$ -
2081	T610001213	369.0	$ -	$ -	$ -	$ -	$ -	$ -	$ -	$ -	$ -	$ -	$ -	$ -	$ -	$ -	$ -	$ -
2082	T624001214	367.1	$ -	$ -	$ -	$ -	$ -	$ -	$ -	$ -	$ -	$ -	$ -	$ -	$ -	$ -	$ -	$ -
2083	T624001214	368.0	$ -	$ -	$ -	$ -	$ -	$ -	$ -	$ -	$ -	$ -	$ -	$ -	$ -	$ -	$ -	$ -

Sponsored by NMGC Witness Erik C. Buchanan

NEW MEXICO GAS COMPANY, INC.

Depreciation Activity
Base Period - 12 Months Ending March 31, 2023
Future Test Year - 12 Months Ending September 30, 2025

	A	B	S	T	U	V	W	X	Y	Z	AA	AB	AC	AD	AE	AF
1																
2			Activity	Activity	Activity	Activity	Activity	Activity	Activity	Activity	Activity	Activity	Activity	Activity	Activity	Activity
3	Investment Number / Beginning Balance	FERC Account	8/31/2024	9/30/2024	10/31/2024	11/30/2024	12/31/2024	1/31/2025	2/28/2025	3/31/2025	4/30/2025	5/31/2025	6/30/2025	7/31/2025	8/31/2025	9/30/2025
2032	610001199	376.2	$ -	$ -	$ -	$ -	$ -	$ -	$ -	$ -	$ -	$ -	$ -	$ -	$ -	$ -
2033	610001199	376.4	$ -	$ -	$ -	$ -	$ -	$ -	$ -	$ -	$ -	$ -	$ -	$ -	$ -	$ -
2034	610001199	380.0	$ -	$ -	$ -	$ -	$ -	$ -	$ -	$ -	$ -	$ -	$ -	$ -	$ -	$ -
2035	T626001200	367.1	$ -	$ -	$ -	$ -	$ -	$ -	$ -	$ -	$ -	$ -	$ -	$ -	$ -	$ -
2036	T660001201	367.1	$ -	$ 688	$ 688	$ 688	$ 688	$ 688	$ 688	$ 688	$ 688	$ 688	$ 688	$ 688	$ 688	$ 688
2037	T660001201	368.0	$ -	$ 132	$ 132	$ 132	$ 132	$ 132	$ 132	$ 132	$ 132	$ 132	$ 132	$ 132	$ 132	$ 132
2038	T660001201	369.0	$ -	$ 273	$ 273	$ 273	$ 273	$ 273	$ 273	$ 273	$ 273	$ 273	$ 273	$ 273	$ 273	$ 273
2039	T680001202	367.3	$ -	$ -	$ -	$ -	$ -	$ -	$ -	$ -	$ -	$ -	$ -	$ -	$ -	$ -
2040	610001203	376.1	$ -	$ -	$ -	$ -	$ -	$ -	$ -	$ -	$ -	$ -	$ -	$ -	$ -	$ -
2041	610001203	376.2	$ -	$ -	$ -	$ -	$ -	$ -	$ -	$ -	$ -	$ -	$ -	$ -	$ -	$ -
2042	610001203	376.4	$ -	$ -	$ -	$ -	$ -	$ -	$ -	$ -	$ -	$ -	$ -	$ -	$ -	$ -
2043	610001203	380.0	$ -	$ -	$ -	$ -	$ -	$ -	$ -	$ -	$ -	$ -	$ -	$ -	$ -	$ -
2044	610001204	376.1	$ -	$ -	$ -	$ -	$ -	$ -	$ -	$ -	$ -	$ -	$ -	$ -	$ -	$ -
2045	610001204	376.2	$ -	$ -	$ -	$ -	$ -	$ -	$ -	$ -	$ -	$ -	$ -	$ -	$ -	$ -
2046	610001204	376.4	$ -	$ -	$ -	$ -	$ -	$ -	$ -	$ -	$ -	$ -	$ -	$ -	$ -	$ -
2047	610001205	376.1	$ -	$ -	$ -	$ -	$ -	$ -	$ -	$ -	$ -	$ -	$ -	$ -	$ -	$ -
2048	610001205	376.2	$ -	$ -	$ -	$ -	$ -	$ -	$ -	$ -	$ -	$ -	$ -	$ -	$ -	$ -
2049	610001205	376.4	$ -	$ -	$ -	$ -	$ -	$ -	$ -	$ -	$ -	$ -	$ -	$ -	$ -	$ -
2050	610001205	380.0	$ -	$ -	$ -	$ -	$ -	$ -	$ -	$ -	$ -	$ -	$ -	$ -	$ -	$ -
2051	610001206	376.1	$ -	$ -	$ -	$ -	$ -	$ -	$ -	$ -	$ -	$ -	$ -	$ -	$ -	$ -
2052	610001206	376.2	$ -	$ -	$ -	$ -	$ -	$ -	$ -	$ -	$ -	$ -	$ -	$ -	$ -	$ -
2053	610001206	376.4	$ -	$ -	$ -	$ -	$ -	$ -	$ -	$ -	$ -	$ -	$ -	$ -	$ -	$ -
2054	610001206	380.0	$ -	$ -	$ -	$ -	$ -	$ -	$ -	$ -	$ -	$ -	$ -	$ -	$ -	$ -
2055	610001207	376.1	$ -	$ -	$ -	$ -	$ -	$ -	$ -	$ -	$ -	$ -	$ -	$ -	$ -	$ -
2056	610001207	376.2	$ -	$ -	$ -	$ -	$ -	$ -	$ -	$ -	$ -	$ -	$ -	$ -	$ -	$ -
2057	610001207	376.4	$ -	$ -	$ -	$ -	$ -	$ -	$ -	$ -	$ -	$ -	$ -	$ -	$ -	$ -
2058	610001207	380.0	$ -	$ -	$ -	$ -	$ -	$ -	$ -	$ -	$ -	$ -	$ -	$ -	$ -	$ -
2059	610001208	376.1	$ -	$ -	$ -	$ -	$ -	$ -	$ -	$ -	$ -	$ -	$ -	$ -	$ -	$ -
2060	610001208	376.2	$ -	$ -	$ -	$ -	$ -	$ -	$ -	$ -	$ -	$ -	$ -	$ -	$ -	$ -
2061	610001208	376.4	$ -	$ -	$ -	$ -	$ -	$ -	$ -	$ -	$ -	$ -	$ -	$ -	$ -	$ -
2062	610001208	380.0	$ -	$ -	$ -	$ -	$ -	$ -	$ -	$ -	$ -	$ -	$ -	$ -	$ -	$ -
2063	610001209	376.1	$ -	$ -	$ -	$ -	$ -	$ -	$ -	$ -	$ -	$ -	$ -	$ -	$ -	$ -
2064	610001209	376.2	$ -	$ -	$ -	$ -	$ -	$ -	$ -	$ -	$ -	$ -	$ -	$ -	$ -	$ -
2065	610001209	376.4	$ -	$ -	$ -	$ -	$ -	$ -	$ -	$ -	$ -	$ -	$ -	$ -	$ -	$ -
2066	610001209	380.0	$ -	$ -	$ -	$ -	$ -	$ -	$ -	$ -	$ -	$ -	$ -	$ -	$ -	$ -
2067	610001210	376.1	$ -	$ -	$ -	$ -	$ -	$ -	$ -	$ -	$ -	$ -	$ -	$ -	$ -	$ -
2068	610001210	376.2	$ -	$ -	$ -	$ -	$ -	$ -	$ -	$ -	$ -	$ -	$ -	$ -	$ -	$ -
2069	610001210	376.4	$ -	$ -	$ -	$ -	$ -	$ -	$ -	$ -	$ -	$ -	$ -	$ -	$ -	$ -
2070	610001210	380.0	$ -	$ -	$ -	$ -	$ -	$ -	$ -	$ -	$ -	$ -	$ -	$ -	$ -	$ -
2071	610001211	376.1	$ -	$ -	$ -	$ -	$ -	$ -	$ -	$ -	$ -	$ -	$ -	$ -	$ -	$ -
2072	610001211	376.2	$ -	$ -	$ -	$ -	$ -	$ -	$ -	$ -	$ -	$ -	$ -	$ -	$ -	$ -
2073	610001211	376.4	$ -	$ -	$ -	$ -	$ -	$ -	$ -	$ -	$ -	$ -	$ -	$ -	$ -	$ -
2074	610001211	380.0	$ -	$ -	$ -	$ -	$ -	$ -	$ -	$ -	$ -	$ -	$ -	$ -	$ -	$ -
2075	610001212	376.1	$ -	$ -	$ -	$ -	$ -	$ -	$ -	$ -	$ -	$ -	$ -	$ -	$ -	$ -
2076	610001212	376.2	$ -	$ -	$ -	$ -	$ -	$ -	$ -	$ -	$ -	$ -	$ -	$ -	$ -	$ -
2077	610001212	376.4	$ -	$ -	$ -	$ -	$ -	$ -	$ -	$ -	$ -	$ -	$ -	$ -	$ -	$ -
2078	610001212	380.0	$ -	$ -	$ -	$ -	$ -	$ -	$ -	$ -	$ -	$ -	$ -	$ -	$ -	$ -
2079	T610001213	367.1	$ -	$ -	$ -	$ -	$ -	$ -	$ -	$ -	$ -	$ -	$ -	$ -	$ -	$ -
2080	T610001213	368.0	$ -	$ -	$ -	$ -	$ -	$ -	$ -	$ -	$ -	$ -	$ -	$ -	$ -	$ -
2081	T610001213	369.0	$ -	$ -	$ -	$ -	$ -	$ -	$ -	$ -	$ -	$ -	$ -	$ -	$ -	$ -
2082	T624001214	367.1	$ -	$ -	$ -	$ -	$ -	$ -	$ -	$ -	$ -	$ -	$ -	$ -	$ -	$ -
2083	T624001214	368.0	$ -	$ -	$ -	$ -	$ -	$ -	$ -	$ -	$ -	$ -	$ -	$ -	$ -	$ -

Sponsored by NMGC Witness Erik C. Buchanan

NEW MEXICO GAS COMPANY, INC.

Depreciation Activity
Base Period - 12 Months Ending March 31, 2023
Future Test Year - 12 Months Ending September 30, 2025

	A	B	C	D	E	F	G	H	I	J	K	L	M	N	O	P	Q	R
1																		
2			Activity	Activity	Activity	Activity	Activity	Activity	Activity	Activity	Activity	Activity	Activity	Activity	Activity	Activity	Activity	Activity
3	Investment Number / Beginning Balance	FERC Account	4/30/2023	5/31/2023	6/30/2023	7/31/2023	8/31/2023	9/30/2023	10/31/2023	11/30/2023	12/31/2023	1/31/2024	2/29/2024	3/31/2024	4/30/2024	5/31/2024	6/30/2024	7/31/2024
2084	T624001214	369.0	$ -	$ -	$ -	$ -	$ -	$ -	$ -	$ -	$ -	$ -	$ -	$ -	$ -	$ -	$ -	$ -
2085	T624001215	367.1	$ -	$ -	$ -	$ -	$ -	$ -	$ -	$ -	$ -	$ -	$ -	$ -	$ -	$ -	$ -	$ -
2086	T624001215	368.0	$ -	$ -	$ -	$ -	$ -	$ -	$ -	$ -	$ -	$ -	$ -	$ -	$ -	$ -	$ -	$ -
2087	T624001215	369.0	$ -	$ -	$ -	$ -	$ -	$ -	$ -	$ -	$ -	$ -	$ -	$ -	$ -	$ -	$ -	$ -
2088	T610001216	367.1	$ -	$ -	$ -	$ -	$ -	$ -	$ -	$ -	$ 474	$ 474	$ 474	$ 474	$ 474	$ 474	$ 474	$ 474
2089	T610001216	368.0	$ -	$ -	$ -	$ -	$ -	$ -	$ -	$ -	$ 91	$ 91	$ 91	$ 91	$ 91	$ 91	$ 91	$ 91
2090	T610001216	369.0	$ -	$ -	$ -	$ -	$ -	$ -	$ -	$ -	$ 188	$ 188	$ 188	$ 188	$ 188	$ 188	$ 188	$ 188
2091	T660001217	367.1	$ -	$ -	$ -	$ -	$ -	$ -	$ -	$ -	$ -	$ -	$ -	$ -	$ -	$ -	$ -	$ -
2092	T660001217	368.0	$ -	$ -	$ -	$ -	$ -	$ -	$ -	$ -	$ -	$ -	$ -	$ -	$ -	$ -	$ -	$ -
2093	T660001217	369.0	$ -	$ -	$ -	$ -	$ -	$ -	$ -	$ -	$ -	$ -	$ -	$ -	$ -	$ -	$ -	$ -
2094	T660001218	367.1	$ -	$ -	$ -	$ -	$ -	$ -	$ -	$ -	$ -	$ -	$ -	$ -	$ -	$ -	$ -	$ -
2095	T660001218	368.0	$ -	$ -	$ -	$ -	$ -	$ -	$ -	$ -	$ -	$ -	$ -	$ -	$ -	$ -	$ -	$ -
2096	T660001218	369.0	$ -	$ -	$ -	$ -	$ -	$ -	$ -	$ -	$ -	$ -	$ -	$ -	$ -	$ -	$ -	$ -
2097	T680001219	367.1	$ -	$ -	$ -	$ -	$ -	$ -	$ -	$ -	$ -	$ -	$ -	$ -	$ -	$ -	$ -	$ -
2098	T680001219	368.0	$ -	$ -	$ -	$ -	$ -	$ -	$ -	$ -	$ -	$ -	$ -	$ -	$ -	$ -	$ -	$ -
2099	T680001219	369.0	$ -	$ -	$ -	$ -	$ -	$ -	$ -	$ -	$ -	$ -	$ -	$ -	$ -	$ -	$ -	$ -
2100	601001220	376.1	$ -	$ -	$ -	$ -	$ -	$ -	$ -	$ -	$ -	$ -	$ -	$ -	$ -	$ -	$ -	$ -
2101	601001220	376.2	$ -	$ -	$ -	$ -	$ -	$ -	$ -	$ -	$ -	$ -	$ -	$ -	$ -	$ -	$ -	$ -
2102	601001220	376.4	$ -	$ -	$ -	$ -	$ -	$ -	$ -	$ -	$ -	$ -	$ -	$ -	$ -	$ -	$ -	$ -
2103	601001221	376.1	$ -	$ -	$ 13	$ 13	$ 13	$ 12	$ 12	$ 12	$ 12	$ 12	$ 12	$ 12	$ 12	$ 12	$ 12	$ 12
2104	601001221	376.2	$ -	$ -	$ 9	$ 9	$ 9	$ 9	$ 9	$ 9	$ 9	$ 9	$ 9	$ 9	$ 9	$ 9	$ 9	$ 9
2105	601001221	376.4	$ -	$ -	$ 9	$ 9	$ 9	$ 9	$ 9	$ 9	$ 9	$ 9	$ 9	$ 9	$ 9	$ 9	$ 9	$ 9
2106	601001223	391.2	$ -	$ -	$ -	$ -	$ -	$ -	$ -	$ -	$ -	$ -	$ -	$ -	$ -	$ -	$ -	$ -
2107	601001223	397.0	$ -	$ -	$ -	$ -	$ -	$ -	$ -	$ -	$ -	$ -	$ -	$ -	$ -	$ -	$ -	$ -
2108	601001223	398.0	$ -	$ -	$ -	$ -	$ -	$ -	$ -	$ -	$ -	$ -	$ -	$ -	$ -	$ -	$ -	$ -
2109	601001224	391.2	$ -	$ -	$ -	$ -	$ -	$ -	$ -	$ -	$ -	$ -	$ -	$ -	$ -	$ -	$ -	$ -
2110	601001224	397.0	$ -	$ -	$ -	$ -	$ -	$ -	$ -	$ -	$ -	$ -	$ -	$ -	$ -	$ -	$ -	$ -
2111	601001224	398.0	$ -	$ -	$ -	$ -	$ -	$ -	$ -	$ -	$ -	$ -	$ -	$ -	$ -	$ -	$ -	$ -
2112	601001225	391.2	$ -	$ -	$ -	$ -	$ -	$ -	$ -	$ -	$ -	$ -	$ -	$ -	$ -	$ -	$ -	$ -
2113	601001225	397.0	$ -	$ -	$ -	$ -	$ -	$ -	$ -	$ -	$ -	$ -	$ -	$ -	$ -	$ -	$ -	$ -
2114	601001225	398.0	$ -	$ -	$ -	$ -	$ -	$ -	$ -	$ -	$ -	$ -	$ -	$ -	$ -	$ -	$ -	$ -
2115	601001226	391.2	$ -	$ -	$ -	$ -	$ -	$ -	$ -	$ -	$ -	$ -	$ -	$ -	$ -	$ -	$ -	$ -
2116	601001226	397.0	$ -	$ -	$ -	$ -	$ -	$ -	$ -	$ -	$ -	$ -	$ -	$ -	$ -	$ -	$ -	$ -
2117	601001226	398.0	$ -	$ -	$ -	$ -	$ -	$ -	$ -	$ -	$ -	$ -	$ -	$ -	$ -	$ -	$ -	$ -
2118	601001227	391.2	$ -	$ -	$ -	$ -	$ -	$ -	$ -	$ -	$ -	$ -	$ -	$ -	$ -	$ -	$ -	$ -
2119	601001227	397.0	$ -	$ -	$ -	$ -	$ -	$ -	$ -	$ -	$ -	$ -	$ -	$ -	$ -	$ -	$ -	$ -
2120	601001227	398.0	$ -	$ -	$ -	$ -	$ -	$ -	$ -	$ -	$ -	$ -	$ -	$ -	$ -	$ -	$ -	$ -
2121	601001228	391.2	$ -	$ -	$ -	$ -	$ -	$ -	$ -	$ -	$ -	$ -	$ -	$ -	$ -	$ -	$ -	$ -
2122	601001228	397.0	$ -	$ -	$ -	$ -	$ -	$ -	$ -	$ -	$ -	$ -	$ -	$ -	$ -	$ -	$ -	$ -
2123	601001228	398.0	$ -	$ -	$ -	$ -	$ -	$ -	$ -	$ -	$ -	$ -	$ -	$ -	$ -	$ -	$ -	$ -
2124	601001229	391.2	$ -	$ -	$ -	$ -	$ -	$ -	$ -	$ -	$ -	$ -	$ -	$ -	$ -	$ -	$ -	$ -
2125	601001229	397.0	$ -	$ -	$ -	$ -	$ -	$ -	$ -	$ -	$ -	$ -	$ -	$ -	$ -	$ -	$ -	$ -
2126	601001229	398.0	$ -	$ -	$ -	$ -	$ -	$ -	$ -	$ -	$ -	$ -	$ -	$ -	$ -	$ -	$ -	$ -
2127	622001231	376.1	$ -	$ -	$ -	$ -	$ -	$ -	$ -	$ -	$ -	$ -	$ -	$ -	$ -	$ -	$ -	$ -
2128	622001231	376.2	$ -	$ -	$ -	$ -	$ -	$ -	$ -	$ -	$ -	$ -	$ -	$ -	$ -	$ -	$ -	$ -
2129	622001231	376.4	$ -	$ -	$ -	$ -	$ -	$ -	$ -	$ -	$ -	$ -	$ -	$ -	$ -	$ -	$ -	$ -
2130	622001231	380.0	$ -	$ -	$ -	$ -	$ -	$ -	$ -	$ -	$ -	$ -	$ -	$ -	$ -	$ -	$ -	$ -
2131	605001232	376.1	$ -	$ -	$ -	$ -	$ -	$ -	$ -	$ -	$ -	$ -	$ -	$ -	$ -	$ -	$ -	$ -
2132	605001232	376.2	$ -	$ -	$ -	$ -	$ -	$ -	$ -	$ -	$ -	$ -	$ -	$ -	$ -	$ -	$ -	$ -
2133	605001232	376.4	$ -	$ -	$ -	$ -	$ -	$ -	$ -	$ -	$ -	$ -	$ -	$ -	$ -	$ -	$ -	$ -
2134	605001232	380.0	$ -	$ -	$ -	$ -	$ -	$ -	$ -	$ -	$ -	$ -	$ -	$ -	$ -	$ -	$ -	$ -
2135	622001233	376.1	$ -	$ -	$ -	$ -	$ -	$ -	$ -	$ -	$ -	$ -	$ -	$ -	$ -	$ -	$ -	$ -

NEW MEXICO GAS COMPANY, INC.

Depreciation Activity
Base Period - 12 Months Ending March 31, 2023
Future Test Year - 12 Months Ending September 30, 2025

	A	B	S	T	U	V	W	X	Y	Z	AA	AB	AC	AD	AE	AF
1																
2			Activity	Activity	Activity	Activity	Activity	Activity	Activity	Activity	Activity	Activity	Activity	Activity	Activity	Activity
3	Investment Number / Beginning Balance	FERC Account	8/31/2024	9/30/2024	10/31/2024	11/30/2024	12/31/2024	1/31/2025	2/28/2025	3/31/2025	4/30/2025	5/31/2025	6/30/2025	7/31/2025	8/31/2025	9/30/2025
2084	T624001214	369.0	$ -	$ -	$ -	$ -	$ -	$ -	$ -	$ -	$ -	$ -	$ -	$ -	$ -	$ -
2085	T624001215	367.1	$ -	$ -	$ -	$ -	$ -	$ -	$ -	$ -	$ -	$ -	$ -	$ -	$ -	$ -
2086	T624001215	368.0	$ -	$ -	$ -	$ -	$ -	$ -	$ -	$ -	$ -	$ -	$ -	$ -	$ -	$ -
2087	T624001215	369.0	$ -	$ -	$ -	$ -	$ -	$ -	$ -	$ -	$ -	$ -	$ -	$ -	$ -	$ -
2088	T610001216	367.1	$ 474	$ 474	$ 474	$ 474	$ 474	$ 474	$ 474	$ 474	$ 474	$ 474	$ 474	$ 474	$ 474	$ 474
2089	T610001216	368.0	$ 91	$ 91	$ 91	$ 91	$ 91	$ 91	$ 91	$ 91	$ 91	$ 91	$ 91	$ 91	$ 91	$ 91
2090	T610001216	369.0	$ 188	$ 188	$ 188	$ 188	$ 188	$ 188	$ 188	$ 188	$ 188	$ 188	$ 188	$ 188	$ 188	$ 188
2091	T660001217	367.1	$ -	$ -	$ -	$ -	$ -	$ -	$ -	$ -	$ -	$ -	$ -	$ -	$ -	$ -
2092	T660001217	368.0	$ -	$ -	$ -	$ -	$ -	$ -	$ -	$ -	$ -	$ -	$ -	$ -	$ -	$ -
2093	T660001217	369.0	$ -	$ -	$ -	$ -	$ -	$ -	$ -	$ -	$ -	$ -	$ -	$ -	$ -	$ -
2094	T660001218	367.1	$ -	$ -	$ -	$ -	$ -	$ -	$ -	$ -	$ -	$ -	$ -	$ -	$ -	$ -
2095	T660001218	368.0	$ -	$ -	$ -	$ -	$ -	$ -	$ -	$ -	$ -	$ -	$ -	$ -	$ -	$ -
2096	T660001218	369.0	$ -	$ -	$ -	$ -	$ -	$ -	$ -	$ -	$ -	$ -	$ -	$ -	$ -	$ -
2097	T680001219	367.1	$ -	$ -	$ -	$ -	$ -	$ 1,686	$ 1,686	$ 1,686	$ 1,686	$ 1,686	$ 1,686	$ 1,686	$ 1,686	$ 1,686
2098	T680001219	368.0	$ -	$ -	$ -	$ -	$ -	$ 324	$ 324	$ 324	$ 324	$ 324	$ 324	$ 324	$ 324	$ 324
2099	T680001219	369.0	$ -	$ -	$ -	$ -	$ -	$ 669	$ 669	$ 669	$ 669	$ 669	$ 669	$ 669	$ 669	$ 669
2100	601001220	376.1	$ -	$ -	$ -	$ -	$ -	$ -	$ -	$ -	$ -	$ -	$ -	$ -	$ -	$ -
2101	601001220	376.2	$ -	$ -	$ -	$ -	$ -	$ -	$ -	$ -	$ -	$ -	$ -	$ -	$ -	$ -
2102	601001220	376.4	$ -	$ -	$ -	$ -	$ -	$ -	$ -	$ -	$ -	$ -	$ -	$ -	$ -	$ -
2103	601001221	376.1	$ 12	$ 12	$ 12	$ 12	$ 12	$ 12	$ 12	$ 12	$ 12	$ 12	$ 12	$ 12	$ 12	$ 12
2104	601001221	376.2	$ 9	$ 9	$ 9	$ 9	$ 9	$ 9	$ 9	$ 9	$ 9	$ 9	$ 9	$ 9	$ 9	$ 9
2105	601001221	376.4	$ 9	$ 9	$ 9	$ 9	$ 9	$ 9	$ 9	$ 9	$ 9	$ 9	$ 9	$ 9	$ 9	$ 9
2106	601001223	391.2	$ -	$ -	$ -	$ -	$ -	$ -	$ -	$ -	$ -	$ -	$ -	$ -	$ -	$ -
2107	601001223	397.0	$ -	$ -	$ -	$ -	$ -	$ -	$ -	$ -	$ -	$ -	$ -	$ -	$ -	$ -
2108	601001223	398.0	$ -	$ -	$ -	$ -	$ -	$ -	$ -	$ -	$ -	$ -	$ -	$ -	$ -	$ -
2109	601001224	391.2	$ -	$ -	$ -	$ -	$ -	$ -	$ -	$ -	$ -	$ -	$ -	$ -	$ -	$ -
2110	601001224	397.0	$ -	$ -	$ -	$ -	$ -	$ -	$ -	$ -	$ -	$ -	$ -	$ -	$ -	$ -
2111	601001224	398.0	$ -	$ -	$ -	$ -	$ -	$ -	$ -	$ -	$ -	$ -	$ -	$ -	$ -	$ -
2112	601001225	391.2	$ -	$ -	$ -	$ -	$ -	$ -	$ -	$ -	$ -	$ -	$ -	$ -	$ -	$ -
2113	601001225	397.0	$ -	$ -	$ -	$ -	$ -	$ -	$ -	$ -	$ -	$ -	$ -	$ -	$ -	$ -
2114	601001225	398.0	$ -	$ -	$ -	$ -	$ -	$ -	$ -	$ -	$ -	$ -	$ -	$ -	$ -	$ -
2115	601001226	391.2	$ -	$ -	$ -	$ -	$ -	$ -	$ -	$ -	$ -	$ -	$ -	$ -	$ -	$ -
2116	601001226	397.0	$ -	$ -	$ -	$ -	$ -	$ -	$ -	$ -	$ -	$ -	$ -	$ -	$ -	$ -
2117	601001226	398.0	$ -	$ -	$ -	$ -	$ -	$ -	$ -	$ -	$ -	$ -	$ -	$ -	$ -	$ -
2118	601001227	391.2	$ -	$ -	$ -	$ -	$ -	$ -	$ -	$ -	$ -	$ -	$ -	$ -	$ -	$ -
2119	601001227	397.0	$ -	$ -	$ -	$ -	$ -	$ -	$ -	$ -	$ -	$ -	$ -	$ -	$ -	$ -
2120	601001227	398.0	$ -	$ -	$ -	$ -	$ -	$ -	$ -	$ -	$ -	$ -	$ -	$ -	$ -	$ -
2121	601001228	391.2	$ -	$ -	$ -	$ -	$ -	$ -	$ -	$ -	$ -	$ -	$ -	$ -	$ -	$ -
2122	601001228	397.0	$ -	$ -	$ -	$ -	$ -	$ -	$ -	$ -	$ -	$ -	$ -	$ -	$ -	$ -
2123	601001228	398.0	$ -	$ -	$ -	$ -	$ -	$ -	$ -	$ -	$ -	$ -	$ -	$ -	$ -	$ -
2124	601001229	391.2	$ -	$ -	$ -	$ -	$ -	$ -	$ -	$ -	$ -	$ -	$ -	$ -	$ -	$ -
2125	601001229	397.0	$ -	$ -	$ -	$ -	$ -	$ -	$ -	$ -	$ -	$ -	$ -	$ -	$ -	$ -
2126	601001229	398.0	$ -	$ -	$ -	$ -	$ -	$ -	$ -	$ -	$ -	$ -	$ -	$ -	$ -	$ -
2127	622001231	376.1	$ -	$ -	$ -	$ -	$ -	$ -	$ -	$ -	$ -	$ -	$ -	$ -	$ -	$ -
2128	622001231	376.2	$ -	$ -	$ -	$ -	$ -	$ -	$ -	$ -	$ -	$ -	$ -	$ -	$ -	$ -
2129	622001231	376.4	$ -	$ -	$ -	$ -	$ -	$ -	$ -	$ -	$ -	$ -	$ -	$ -	$ -	$ -
2130	622001231	380.0	$ -	$ -	$ -	$ -	$ -	$ -	$ -	$ -	$ -	$ -	$ -	$ -	$ -	$ -
2131	605001232	376.1	$ -	$ -	$ -	$ -	$ -	$ -	$ -	$ -	$ -	$ -	$ -	$ -	$ -	$ -
2132	605001232	376.2	$ -	$ -	$ -	$ -	$ -	$ -	$ -	$ -	$ -	$ -	$ -	$ -	$ -	$ -
2133	605001232	376.4	$ -	$ -	$ -	$ -	$ -	$ -	$ -	$ -	$ -	$ -	$ -	$ -	$ -	$ -
2134	605001232	380.0	$ -	$ -	$ -	$ -	$ -	$ -	$ -	$ -	$ -	$ -	$ -	$ -	$ -	$ -
2135	622001233	376.1	$ -	$ -	$ -	$ -	$ -	$ -	$ -	$ -	$ -	$ -	$ -	$ -	$ -	$ -

Sponsored by NMGC Witness Erik C. Buchanan

NEW MEXICO GAS COMPANY, INC.

Depreciation Activity
Base Period - 12 Months Ending March 31, 2023
Future Test Year - 12 Months Ending September 30, 2025

	A	B	C	D	E	F	G	H	I	J	K	L	M	N	O	P	Q	R
1																		
2			Activity	Activity	Activity	Activity	Activity	Activity	Activity	Activity	Activity	Activity	Activity	Activity	Activity	Activity	Activity	Activity
3	Investment Number / Beginning Balance	FERC Account	4/30/2023	5/31/2023	6/30/2023	7/31/2023	8/31/2023	9/30/2023	10/31/2023	11/30/2023	12/31/2023	1/31/2024	2/29/2024	3/31/2024	4/30/2024	5/31/2024	6/30/2024	7/31/2024
2136	622001233	376.2	$ -	$ -	$ -	$ -	$ -	$ -	$ -	$ -	$ -	$ -	$ -	$ -	$ -	$ -	$ -	$ -
2137	622001233	376.4	$ -	$ -	$ -	$ -	$ -	$ -	$ -	$ -	$ -	$ -	$ -	$ -	$ -	$ -	$ -	$ -
2138	622001233	380.0	$ -	$ -	$ -	$ -	$ -	$ -	$ -	$ -	$ -	$ -	$ -	$ -	$ -	$ -	$ -	$ -
2139	633001234	376.1	$ -	$ -	$ -	$ -	$ -	$ -	$ -	$ -	$ -	$ -	$ -	$ -	$ -	$ -	$ -	$ -
2140	633001234	376.2	$ -	$ -	$ -	$ -	$ -	$ -	$ -	$ -	$ -	$ -	$ -	$ -	$ -	$ -	$ -	$ -
2141	633001234	376.4	$ -	$ -	$ -	$ -	$ -	$ -	$ -	$ -	$ -	$ -	$ -	$ -	$ -	$ -	$ -	$ -
2142	633001234	380.0	$ -	$ -	$ -	$ -	$ -	$ -	$ -	$ -	$ -	$ -	$ -	$ -	$ -	$ -	$ -	$ -
2143	T626001235	367.1	$ -	$ -	$ -	$ -	$ -	$ -	$ -	$ -	$ -	$ -	$ -	$ -	$ -	$ -	$ -	$ -
2144	T626001235	368.0	$ -	$ -	$ -	$ -	$ -	$ -	$ -	$ -	$ -	$ -	$ -	$ -	$ -	$ -	$ -	$ -
2145	T626001235	369.0	$ -	$ -	$ -	$ -	$ -	$ -	$ -	$ -	$ -	$ -	$ -	$ -	$ -	$ -	$ -	$ -
2146	601001236	303.3	$ -	$ -	$ -	$ -	$ -	$ -	$ -	$ -	$ -	$ -	$ -	$ -	$ -	$ -	$ -	$ -
2147	601001237	303.3	$ -	$ -	$ -	$ -	$ -	$ -	$ -	$ -	$ -	$ -	$ -	$ -	$ -	$ -	$ -	$ -
2148	601001238	390.0	$ -	$ -	$ -	$ -	$ -	$ -	$ -	$ -	$ -	$ -	$ -	$ -	$ -	$ -	$ -	$ -
2149	610001239	390.0	$ -	$ -	$ -	$ -	$ -	$ -	$ -	$ -	$ -	$ -	$ -	$ -	$ -	$ -	$ -	$ -
2150	601001240	390.0	$ -	$ -	$ -	$ -	$ -	$ -	$ -	$ -	$ -	$ 1,843	$ 1,843	$ 1,843	$ 1,843	$ 1,843	$ 1,843	$ 1,843
2151	601001241	390.0	$ -	$ -	$ -	$ -	$ -	$ -	$ -	$ -	$ -	$ 2,106	$ 2,106	$ 2,106	$ 2,106	$ 2,106	$ 2,106	$ 2,106
2152	610001242	390.0	$ -	$ -	$ -	$ -	$ -	$ -	$ -	$ -	$ -	$ -	$ -	$ -	$ -	$ -	$ -	$ -
2153	601001243	391.2	$ -	$ -	$ -	$ -	$ -	$ -	$ -	$ -	$ -	$ -	$ -	$ -	$ -	$ -	$ -	$ -
2154	601001243	397.0	$ -	$ -	$ -	$ -	$ -	$ -	$ -	$ -	$ -	$ -	$ -	$ -	$ -	$ -	$ -	$ -
2155	601001243	398.0	$ -	$ -	$ -	$ -	$ -	$ -	$ -	$ -	$ -	$ -	$ -	$ -	$ -	$ -	$ -	$ -
2156	601001244	391.2	$ -	$ -	$ -	$ -	$ -	$ -	$ -	$ -	$ -	$ -	$ -	$ -	$ -	$ -	$ -	$ -
2157	601001244	397.0	$ -	$ -	$ -	$ -	$ -	$ -	$ -	$ -	$ -	$ -	$ -	$ -	$ -	$ -	$ -	$ -
2158	601001244	398.0	$ -	$ -	$ -	$ -	$ -	$ -	$ -	$ -	$ -	$ -	$ -	$ -	$ -	$ -	$ -	$ -
2159	601001245	391.2	$ -	$ -	$ -	$ -	$ -	$ -	$ -	$ -	$ -	$ -	$ -	$ -	$ -	$ -	$ -	$ -
2160	601001245	397.0	$ -	$ -	$ -	$ -	$ -	$ -	$ -	$ -	$ -	$ -	$ -	$ -	$ -	$ -	$ -	$ -
2161	601001245	398.0	$ -	$ -	$ -	$ -	$ -	$ -	$ -	$ -	$ -	$ -	$ -	$ -	$ -	$ -	$ -	$ -
2162	601001246	391.2	$ -	$ -	$ -	$ -	$ -	$ -	$ -	$ -	$ -	$ -	$ -	$ -	$ -	$ -	$ -	$ -
2163	601001246	397.0	$ -	$ -	$ -	$ -	$ -	$ -	$ -	$ -	$ -	$ -	$ -	$ -	$ -	$ -	$ -	$ -
2164	601001246	398.0	$ -	$ -	$ -	$ -	$ -	$ -	$ -	$ -	$ -	$ -	$ -	$ -	$ -	$ -	$ -	$ -
2165	T610001247	367.1	$ -	$ -	$ -	$ -	$ -	$ -	$ -	$ -	$ -	$ -	$ -	$ -	$ -	$ -	$ -	$ -
2166	629001248	376.1	$ -	$ -	$ -	$ -	$ -	$ -	$ -	$ -	$ -	$ -	$ -	$ -	$ -	$ -	$ -	$ -
2167	629001248	376.2	$ -	$ -	$ -	$ -	$ -	$ -	$ -	$ -	$ -	$ -	$ -	$ -	$ -	$ -	$ -	$ -
2168	629001248	376.4	$ -	$ -	$ -	$ -	$ -	$ -	$ -	$ -	$ -	$ -	$ -	$ -	$ -	$ -	$ -	$ -
2169	629001248	380.0	$ -	$ -	$ -	$ -	$ -	$ -	$ -	$ -	$ -	$ -	$ -	$ -	$ -	$ -	$ -	$ -
2170	605001249	376.1	$ -	$ -	$ -	$ -	$ -	$ -	$ -	$ -	$ -	$ -	$ -	$ -	$ -	$ -	$ -	$ -
2171	605001249	376.2	$ -	$ -	$ -	$ -	$ -	$ -	$ -	$ -	$ -	$ -	$ -	$ -	$ -	$ -	$ -	$ -
2172	605001249	376.4	$ -	$ -	$ -	$ -	$ -	$ -	$ -	$ -	$ -	$ -	$ -	$ -	$ -	$ -	$ -	$ -
2173	605001249	380.0	$ -	$ -	$ -	$ -	$ -	$ -	$ -	$ -	$ -	$ -	$ -	$ -	$ -	$ -	$ -	$ -
2174	T660001250	367.1	$ -	$ -	$ -	$ -	$ -	$ -	$ -	$ -	$ -	$ -	$ -	$ -	$ -	$ -	$ -	$ -
2175	T660001250	368.0	$ -	$ -	$ -	$ -	$ -	$ -	$ -	$ -	$ -	$ -	$ -	$ -	$ -	$ -	$ -	$ -
2176	T660001250	369.0	$ -	$ -	$ -	$ -	$ -	$ -	$ -	$ -	$ -	$ -	$ -	$ -	$ -	$ -	$ -	$ -
2177	T624001251	367.1	$ -	$ -	$ -	$ -	$ -	$ -	$ -	$ -	$ -	$ -	$ -	$ -	$ -	$ -	$ -	$ -
2178	T624001251	368.0	$ -	$ -	$ -	$ -	$ -	$ -	$ -	$ -	$ -	$ -	$ -	$ -	$ -	$ -	$ -	$ -
2179	T624001251	369.0	$ -	$ -	$ -	$ -	$ -	$ -	$ -	$ -	$ -	$ -	$ -	$ -	$ -	$ -	$ -	$ -
2180	685001252	376.1	$ -	$ -	$ -	$ -	$ -	$ -	$ -	$ -	$ -	$ -	$ -	$ -	$ -	$ -	$ -	$ -
2181	685001252	376.2	$ -	$ -	$ -	$ -	$ -	$ -	$ -	$ -	$ -	$ -	$ -	$ -	$ -	$ -	$ -	$ -
2182	685001252	376.4	$ -	$ -	$ -	$ -	$ -	$ -	$ -	$ -	$ -	$ -	$ -	$ -	$ -	$ -	$ -	$ -
2183	680001253	376.1	$ -	$ -	$ -	$ -	$ -	$ -	$ -	$ -	$ -	$ 2,234	$ 2,234	$ 2,234	$ 2,234	$ 2,234	$ 2,234	$ 2,234
2184	680001253	376.2	$ -	$ -	$ -	$ -	$ -	$ -	$ -	$ -	$ -	$ 1,671	$ 1,671	$ 1,671	$ 1,671	$ 1,671	$ 1,671	$ 1,671
2185	680001253	376.4	$ -	$ -	$ -	$ -	$ -	$ -	$ -	$ -	$ -	$ 1,695	$ 1,695	$ 1,695	$ 1,695	$ 1,695	$ 1,695	$ 1,695
2186	632001254	376.1	$ -	$ -	$ -	$ -	$ -	$ -	$ -	$ -	$ -	$ -	$ -	$ -	$ -	$ -	$ -	$ -
2187	632001254	376.2	$ -	$ -	$ -	$ -	$ -	$ -	$ -	$ -	$ -	$ -	$ -	$ -	$ -	$ -	$ -	$ -

NEW MEXICO GAS COMPANY, INC.

Depreciation Activity
Base Period - 12 Months Ending March 31, 2023
Future Test Year - 12 Months Ending September 30, 2025

	A	B	S	T	U	V	W	X	Y	Z	AA	AB	AC	AD	AE	AF
1																
2			Activity	Activity	Activity	Activity	Activity	Activity	Activity	Activity	Activity	Activity	Activity	Activity	Activity	Activity
3	Investment Number / Beginning Balance	FERC Account	8/31/2024	9/30/2024	10/31/2024	11/30/2024	12/31/2024	1/31/2025	2/28/2025	3/31/2025	4/30/2025	5/31/2025	6/30/2025	7/31/2025	8/31/2025	9/30/2025
2136	622001233	376.2	$ -	$ -	$ -	$ -	$ -	$ -	$ -	$ -	$ -	$ -	$ -	$ -	$ -	$ -
2137	622001233	376.4	$ -	$ -	$ -	$ -	$ -	$ -	$ -	$ -	$ -	$ -	$ -	$ -	$ -	$ -
2138	622001233	380.0	$ -	$ -	$ -	$ -	$ -	$ -	$ -	$ -	$ -	$ -	$ -	$ -	$ -	$ -
2139	633001234	376.1	$ -	$ -	$ -	$ -	$ -	$ -	$ -	$ -	$ -	$ -	$ -	$ -	$ -	$ -
2140	633001234	376.2	$ -	$ -	$ -	$ -	$ -	$ -	$ -	$ -	$ -	$ -	$ -	$ -	$ -	$ -
2141	633001234	376.4	$ -	$ -	$ -	$ -	$ -	$ -	$ -	$ -	$ -	$ -	$ -	$ -	$ -	$ -
2142	633001234	380.0	$ -	$ -	$ -	$ -	$ -	$ -	$ -	$ -	$ -	$ -	$ -	$ -	$ -	$ -
2143	T626001235	367.1	$ -	$ -	$ -	$ -	$ -	$ -	$ -	$ -	$ -	$ -	$ -	$ -	$ -	$ -
2144	T626001235	368.0	$ -	$ -	$ -	$ -	$ -	$ -	$ -	$ -	$ -	$ -	$ -	$ -	$ -	$ -
2145	T626001235	369.0	$ -	$ -	$ -	$ -	$ -	$ -	$ -	$ -	$ -	$ -	$ -	$ -	$ -	$ -
2146	601001236	303.3	$ -	$ -	$ -	$ -	$ -	$ -	$ -	$ -	$ -	$ -	$ -	$ -	$ -	$ -
2147	601001237	303.3	$ -	$ -	$ -	$ -	$ -	$ -	$ -	$ -	$ -	$ -	$ -	$ -	$ -	$ -
2148	601001238	390.0	$ -	$ -	$ -	$ -	$ -	$ -	$ -	$ -	$ -	$ -	$ -	$ -	$ -	$ -
2149	610001239	390.0	$ -	$ -	$ -	$ -	$ -	$ -	$ -	$ -	$ -	$ -	$ -	$ -	$ -	$ -
2150	601001240	390.0	$ 1,843	$ 1,843	$ 1,843	$ 1,843	$ 1,843	$ 3,310	$ 3,310	$ 3,310	$ 3,310	$ 3,310	$ 3,310	$ 3,310	$ 3,310	$ 3,310
2151	601001241	390.0	$ 2,106	$ 2,106	$ 2,106	$ 2,106	$ 2,106	$ 3,949	$ 3,949	$ 3,949	$ 3,949	$ 3,949	$ 3,949	$ 3,949	$ 3,949	$ 3,949
2152	610001242	390.0	$ -	$ -	$ -	$ -	$ -	$ -	$ -	$ -	$ -	$ -	$ -	$ -	$ -	$ -
2153	601001243	391.2	$ -	$ -	$ -	$ -	$ -	$ -	$ -	$ -	$ -	$ -	$ -	$ -	$ -	$ -
2154	601001243	397.0	$ -	$ -	$ -	$ -	$ -	$ -	$ -	$ -	$ -	$ -	$ -	$ -	$ -	$ -
2155	601001243	398.0	$ -	$ -	$ -	$ -	$ -	$ -	$ -	$ -	$ -	$ -	$ -	$ -	$ -	$ -
2156	601001244	391.2	$ -	$ -	$ -	$ -	$ -	$ -	$ -	$ -	$ -	$ -	$ -	$ -	$ -	$ -
2157	601001244	397.0	$ -	$ -	$ -	$ -	$ -	$ -	$ -	$ -	$ -	$ -	$ -	$ -	$ -	$ -
2158	601001244	398.0	$ -	$ -	$ -	$ -	$ -	$ -	$ -	$ -	$ -	$ -	$ -	$ -	$ -	$ -
2159	601001245	391.2	$ -	$ -	$ -	$ -	$ -	$ -	$ -	$ -	$ -	$ -	$ -	$ -	$ -	$ -
2160	601001245	397.0	$ -	$ -	$ -	$ -	$ -	$ -	$ -	$ -	$ -	$ -	$ -	$ -	$ -	$ -
2161	601001245	398.0	$ -	$ -	$ -	$ -	$ -	$ -	$ -	$ -	$ -	$ -	$ -	$ -	$ -	$ -
2162	601001246	391.2	$ -	$ -	$ -	$ -	$ -	$ -	$ -	$ -	$ -	$ -	$ -	$ -	$ -	$ -
2163	601001246	397.0	$ -	$ -	$ -	$ -	$ -	$ -	$ -	$ -	$ -	$ -	$ -	$ -	$ -	$ -
2164	601001246	398.0	$ -	$ -	$ -	$ -	$ -	$ -	$ -	$ -	$ -	$ -	$ -	$ -	$ -	$ -
2165	T610001247	367.1	$ -	$ -	$ -	$ -	$ -	$ -	$ -	$ -	$ -	$ -	$ -	$ -	$ -	$ -
2166	629001248	376.1	$ -	$ -	$ -	$ -	$ -	$ -	$ -	$ -	$ -	$ -	$ -	$ -	$ -	$ -
2167	629001248	376.2	$ -	$ -	$ -	$ -	$ -	$ -	$ -	$ -	$ -	$ -	$ -	$ -	$ -	$ -
2168	629001248	376.4	$ -	$ -	$ -	$ -	$ -	$ -	$ -	$ -	$ -	$ -	$ -	$ -	$ -	$ -
2169	629001248	380.0	$ -	$ -	$ -	$ -	$ -	$ -	$ -	$ -	$ -	$ -	$ -	$ -	$ -	$ -
2170	605001249	376.1	$ -	$ -	$ -	$ -	$ -	$ -	$ -	$ -	$ -	$ -	$ -	$ -	$ -	$ -
2171	605001249	376.2	$ -	$ -	$ -	$ -	$ -	$ -	$ -	$ -	$ -	$ -	$ -	$ -	$ -	$ -
2172	605001249	376.4	$ -	$ -	$ -	$ -	$ -	$ -	$ -	$ -	$ -	$ -	$ -	$ -	$ -	$ -
2173	605001249	380.0	$ -	$ -	$ -	$ -	$ -	$ -	$ -	$ -	$ -	$ -	$ -	$ -	$ -	$ -
2174	T660001250	367.1	$ -	$ -	$ -	$ -	$ -	$ -	$ -	$ -	$ -	$ -	$ -	$ -	$ -	$ -
2175	T660001250	368.0	$ -	$ -	$ -	$ -	$ -	$ -	$ -	$ -	$ -	$ -	$ -	$ -	$ -	$ -
2176	T660001250	369.0	$ -	$ -	$ -	$ -	$ -	$ -	$ -	$ -	$ -	$ -	$ -	$ -	$ -	$ -
2177	T624001251	367.1	$ -	$ -	$ -	$ -	$ -	$ -	$ -	$ -	$ -	$ -	$ -	$ -	$ -	$ -
2178	T624001251	368.0	$ -	$ -	$ -	$ -	$ -	$ -	$ -	$ -	$ -	$ -	$ -	$ -	$ -	$ -
2179	T624001251	369.0	$ -	$ -	$ -	$ -	$ -	$ -	$ -	$ -	$ -	$ -	$ -	$ -	$ -	$ -
2180	685001252	376.1	$ -	$ -	$ -	$ -	$ -	$ -	$ -	$ -	$ -	$ -	$ -	$ -	$ -	$ -
2181	685001252	376.2	$ -	$ -	$ -	$ -	$ -	$ -	$ -	$ -	$ -	$ -	$ -	$ -	$ -	$ -
2182	685001252	376.4	$ -	$ -	$ -	$ -	$ -	$ -	$ -	$ -	$ -	$ -	$ -	$ -	$ -	$ -
2183	680001253	376.1	$ 2,234	$ 2,234	$ 2,234	$ 2,234	$ 2,234	$ 2,234	$ 2,234	$ 2,234	$ 2,234	$ 2,234	$ 2,234	$ 2,234	$ 2,234	$ 2,234
2184	680001253	376.2	$ 1,671	$ 1,671	$ 1,671	$ 1,671	$ 1,671	$ 1,671	$ 1,671	$ 1,671	$ 1,671	$ 1,671	$ 1,671	$ 1,671	$ 1,671	$ 1,671
2185	680001253	376.4	$ 1,695	$ 1,695	$ 1,695	$ 1,695	$ 1,695	$ 1,695	$ 1,695	$ 1,695	$ 1,695	$ 1,695	$ 1,695	$ 1,695	$ 1,695	$ 1,695
2186	632001254	376.1	$ -	$ -	$ -	$ -	$ -	$ -	$ -	$ -	$ -	$ -	$ -	$ -	$ -	$ -
2187	632001254	376.2	$ -	$ -	$ -	$ -	$ -	$ -	$ -	$ -	$ -	$ -	$ -	$ -	$ -	$ -

Sponsored by NMGC Witness Erik C. Buchanan

NEW MEXICO GAS COMPANY, INC.

Depreciation Activity
Base Period - 12 Months Ending March 31, 2023
Future Test Year - 12 Months Ending September 30, 2025

	A	B	C	D	E	F	G	H	I	J	K	L	M	N	O	P	Q	R
1																		
2			Activity	Activity	Activity	Activity	Activity	Activity	Activity	Activity	Activity	Activity	Activity	Activity	Activity	Activity	Activity	Activity
3	Investment Number / Beginning Balance	FERC Account	4/30/2023	5/31/2023	6/30/2023	7/31/2023	8/31/2023	9/30/2023	10/31/2023	11/30/2023	12/31/2023	1/31/2024	2/29/2024	3/31/2024	4/30/2024	5/31/2024	6/30/2024	7/31/2024
2188	632001254	376.4	$ -	$ -	$ -	$ -	$ -	$ -	$ -	$ -	$ -	$ -	$ -	$ -	$ -	$ -	$ -	$ -
2189	632001254	380.0	$ -	$ -	$ -	$ -	$ -	$ -	$ -	$ -	$ -	$ -	$ -	$ -	$ -	$ -	$ -	$ -
2190	601001255	303.3	$ -	$ -	$ -	$ -	$ -	$ -	$ -	$ -	$ -	$ -	$ -	$ -	$ -	$ -	$ -	$ -
2191	T624001256	367.1	$ -	$ -	$ -	$ -	$ -	$ -	$ -	$ -	$ -	$ -	$ -	$ -	$ -	$ -	$ -	$ -
2192	T624001256	368.0	$ -	$ -	$ -	$ -	$ -	$ -	$ -	$ -	$ -	$ -	$ -	$ -	$ -	$ -	$ -	$ -
2193	T624001256	369.0	$ -	$ -	$ -	$ -	$ -	$ -	$ -	$ -	$ -	$ -	$ -	$ -	$ -	$ -	$ -	$ -
2194	601001257	376.2	$ -	$ -	$ -	$ -	$ -	$ -	$ -	$ -	$ -	$ -	$ -	$ -	$ -	$ -	$ -	$ -
2195	601001258	390.0	$ -	$ -	$ -	$ -	$ -	$ -	$ -	$ -	$ -	$ -	$ -	$ -	$ -	$ -	$ -	$ -
2196	601001259	394.0	$ -	$ -	$ -	$ -	$ -	$ -	$ -	$ -	$ -	$ -	$ -	$ -	$ -	$ -	$ -	$ -
2197	601001260	376.1	$ -	$ -	$ 116	$ 116	$ 116	$ 109	$ 109	$ 109	$ 109	$ 109	$ 109	$ 109	$ 109	$ 109	$ 109	$ 109
2198	601001260	376.2	$ -	$ -	$ 109	$ 109	$ 109	$ 113	$ 113	$ 113	$ 113	$ 113	$ 113	$ 113	$ 113	$ 113	$ 113	$ 113
2199	601001260	376.4	$ -	$ -	$ 46	$ 46	$ 46	$ 45	$ 45	$ 45	$ 45	$ 45	$ 45	$ 45	$ 45	$ 45	$ 45	$ 45
2200	601001260	380.0	$ -	$ -	$ 28	$ 28	$ 28	$ 12	$ 12	$ 12	$ 12	$ 12	$ 12	$ 12	$ 12	$ 12	$ 12	$ 12
2201	601001261	381.0	$ -	$ -	$ -	$ -	$ -	$ -	$ -	$ -	$ -	$ -	$ -	$ -	$ -	$ -	$ -	$ -
2202	601001261	381.1	$ -	$ -	$ -	$ -	$ -	$ -	$ -	$ -	$ -	$ -	$ -	$ -	$ -	$ -	$ -	$ -
2203	620001262	381.0	$ -	$ -	$ -	$ -	$ -	$ -	$ -	$ -	$ -	$ -	$ -	$ -	$ -	$ -	$ -	$ -
2204	620001262	381.1	$ -	$ -	$ -	$ -	$ -	$ -	$ -	$ -	$ -	$ -	$ -	$ -	$ -	$ -	$ -	$ -
2205	624001263	376.1	$ -	$ -	$ -	$ -	$ -	$ -	$ -	$ -	$ -	$ -	$ -	$ -	$ -	$ -	$ -	$ -
2206	624001263	376.2	$ -	$ -	$ -	$ -	$ -	$ -	$ -	$ -	$ -	$ -	$ -	$ -	$ -	$ -	$ -	$ -
2207	624001263	376.4	$ -	$ -	$ -	$ -	$ -	$ -	$ -	$ -	$ -	$ -	$ -	$ -	$ -	$ -	$ -	$ -
2208	601001264	303.3	$ -	$ -	$ -	$ -	$ -	$ -	$ -	$ -	$ -	$ -	$ -	$ -	$ -	$ -	$ -	$ -
2209	627001266	376.1	$ -	$ -	$ -	$ -	$ -	$ -	$ -	$ -	$ -	$ -	$ -	$ -	$ -	$ -	$ -	$ -
2210	627001266	376.2	$ -	$ -	$ -	$ -	$ -	$ -	$ -	$ -	$ -	$ -	$ -	$ -	$ -	$ -	$ -	$ -
2211	627001266	376.4	$ -	$ -	$ -	$ -	$ -	$ -	$ -	$ -	$ -	$ -	$ -	$ -	$ -	$ -	$ -	$ -
2212	627001266	380.0	$ -	$ -	$ -	$ -	$ -	$ -	$ -	$ -	$ -	$ -	$ -	$ -	$ -	$ -	$ -	$ -
2213	627001268	376.1	$ -	$ -	$ -	$ -	$ -	$ -	$ -	$ -	$ -	$ -	$ -	$ -	$ -	$ -	$ -	$ -
2214	627001268	376.2	$ -	$ -	$ -	$ -	$ -	$ -	$ -	$ -	$ -	$ -	$ -	$ -	$ -	$ -	$ -	$ -
2215	627001268	376.4	$ -	$ -	$ -	$ -	$ -	$ -	$ -	$ -	$ -	$ -	$ -	$ -	$ -	$ -	$ -	$ -
2216	627001268	380.0	$ -	$ -	$ -	$ -	$ -	$ -	$ -	$ -	$ -	$ -	$ -	$ -	$ -	$ -	$ -	$ -
2217	627001269	376.1	$ -	$ -	$ -	$ -	$ -	$ -	$ -	$ -	$ -	$ -	$ -	$ -	$ -	$ -	$ -	$ -
2218	627001269	376.2	$ -	$ -	$ -	$ -	$ -	$ -	$ -	$ -	$ -	$ -	$ -	$ -	$ -	$ -	$ -	$ -
2219	627001269	376.4	$ -	$ -	$ -	$ -	$ -	$ -	$ -	$ -	$ -	$ -	$ -	$ -	$ -	$ -	$ -	$ -
2220	627001269	380.0	$ -	$ -	$ -	$ -	$ -	$ -	$ -	$ -	$ -	$ -	$ -	$ -	$ -	$ -	$ -	$ -
2221	T610001270	367.1	$ -	$ -	$ -	$ -	$ -	$ -	$ -	$ -	$ -	$ -	$ -	$ -	$ -	$ -	$ -	$ -
2222	T610001270	368.0	$ -	$ -	$ -	$ -	$ -	$ -	$ -	$ -	$ -	$ -	$ -	$ -	$ -	$ -	$ -	$ -
2223	T610001270	369.0	$ -	$ -	$ -	$ -	$ -	$ -	$ -	$ -	$ -	$ -	$ -	$ -	$ -	$ -	$ -	$ -
2224	601001271	391.2	$ -	$ -	$ -	$ -	$ -	$ -	$ -	$ -	$ -	$ -	$ -	$ -	$ -	$ -	$ -	$ -
2225	601001271	397.0	$ -	$ -	$ -	$ -	$ -	$ -	$ -	$ -	$ -	$ -	$ -	$ -	$ -	$ -	$ -	$ -
2226	601001271	398.0	$ -	$ -	$ -	$ -	$ -	$ -	$ -	$ -	$ -	$ -	$ -	$ -	$ -	$ -	$ -	$ -
2227	601001272	376.1	$ -	$ -	$ -	$ -	$ -	$ -	$ -	$ -	$ -	$ -	$ -	$ -	$ -	$ -	$ -	$ -
2228	601001272	376.2	$ -	$ -	$ -	$ -	$ -	$ -	$ -	$ -	$ -	$ -	$ -	$ -	$ -	$ -	$ -	$ -
2229	601001272	376.4	$ -	$ -	$ -	$ -	$ -	$ -	$ -	$ -	$ -	$ -	$ -	$ -	$ -	$ -	$ -	$ -
2230	601001273	378.0	$ -	$ -	$ -	$ -	$ -	$ -	$ -	$ -	$ -	$ -	$ -	$ -	$ -	$ -	$ -	$ -
2231	601001273	385.0	$ -	$ -	$ -	$ -	$ -	$ -	$ -	$ -	$ -	$ -	$ -	$ -	$ -	$ -	$ -	$ -
2232	601001275	378.0	$ -	$ -	$ -	$ -	$ -	$ -	$ -	$ -	$ -	$ -	$ -	$ -	$ -	$ -	$ -	$ -
2233	601001275	385.0	$ -	$ -	$ -	$ -	$ -	$ -	$ -	$ -	$ -	$ -	$ -	$ -	$ -	$ -	$ -	$ -
2234	601001277	378.0	$ -	$ -	$ -	$ -	$ -	$ -	$ 9	$ 9	$ 9	$ 9	$ 9	$ 9	$ 9	$ 9	$ 9	$ 9
2235	601001277	385.0	$ -	$ -	$ -	$ -	$ -	$ -	$ 18	$ 18	$ 18	$ 18	$ 18	$ 18	$ 18	$ 18	$ 18	$ 18
2236	601001278	378.0	$ -	$ -	$ -	$ -	$ -	$ -	$ -	$ -	$ -	$ -	$ -	$ -	$ -	$ -	$ -	$ -
2237	601001278	385.0	$ -	$ -	$ -	$ -	$ -	$ -	$ -	$ -	$ -	$ -	$ -	$ -	$ -	$ -	$ -	$ -
2238	T621001279	367.1	$ -	$ -	$ -	$ -	$ -	$ -	$ -	$ -	$ -	$ -	$ -	$ -	$ -	$ -	$ -	$ -
2239	T621001279	368.0	$ -	$ -	$ -	$ -	$ -	$ -	$ -	$ -	$ -	$ -	$ -	$ -	$ -	$ -	$ -	$ -

NEW MEXICO GAS COMPANY, INC.

Depreciation Activity
Base Period - 12 Months Ending March 31, 2023
Future Test Year - 12 Months Ending September 30, 2025

	A	B	S	T	U	V	W	X	Y	Z	AA	AB	AC	AD	AE	AF
1																
2			Activity	Activity	Activity	Activity	Activity	Activity	Activity	Activity	Activity	Activity	Activity	Activity	Activity	Activity
3	Investment Number / Beginning Balance	FERC Account	8/31/2024	9/30/2024	10/31/2024	11/30/2024	12/31/2024	1/31/2025	2/28/2025	3/31/2025	4/30/2025	5/31/2025	6/30/2025	7/31/2025	8/31/2025	9/30/2025
2188	632001254	376.4	$ -	$ -	$ -	$ -	$ -	$ -	$ -	$ -	$ -	$ -	$ -	$ -	$ -	$ -
2189	632001254	380.0	$ -	$ -	$ -	$ -	$ -	$ -	$ -	$ -	$ -	$ -	$ -	$ -	$ -	$ -
2190	601001255	303.3	$ -	$ -	$ -	$ -	$ -	$ -	$ -	$ -	$ -	$ -	$ -	$ -	$ -	$ -
2191	T624001256	367.1	$ -	$ -	$ -	$ -	$ -	$ -	$ -	$ -	$ -	$ -	$ -	$ -	$ -	$ -
2192	T624001256	368.0	$ -	$ -	$ -	$ -	$ -	$ -	$ -	$ -	$ -	$ -	$ -	$ -	$ -	$ -
2193	T624001256	369.0	$ -	$ -	$ -	$ -	$ -	$ -	$ -	$ -	$ -	$ -	$ -	$ -	$ -	$ -
2194	601001257	376.2	$ -	$ -	$ -	$ -	$ -	$ -	$ -	$ -	$ -	$ -	$ -	$ -	$ -	$ -
2195	601001258	390.0	$ -	$ -	$ -	$ -	$ -	$ -	$ -	$ -	$ -	$ -	$ -	$ -	$ -	$ -
2196	601001259	394.0	$ -	$ -	$ -	$ -	$ -	$ -	$ -	$ -	$ -	$ -	$ -	$ -	$ -	$ -
2197	601001260	376.1	$ 109	$ 109	$ 109	$ 109	$ 109	$ 109	$ 109	$ 109	$ 109	$ 109	$ 109	$ 109	$ 109	$ 109
2198	601001260	376.2	$ 113	$ 113	$ 113	$ 113	$ 113	$ 113	$ 113	$ 113	$ 113	$ 113	$ 113	$ 113	$ 113	$ 113
2199	601001260	376.4	$ 45	$ 45	$ 45	$ 45	$ 45	$ 45	$ 45	$ 45	$ 45	$ 45	$ 45	$ 45	$ 45	$ 45
2200	601001260	380.0	$ 12	$ 12	$ 12	$ 12	$ 12	$ 12	$ 12	$ 12	$ 12	$ 12	$ 12	$ 12	$ 12	$ 12
2201	601001261	381.0	$ -	$ -	$ -	$ -	$ -	$ -	$ -	$ -	$ -	$ -	$ -	$ -	$ -	$ -
2202	601001261	381.1	$ -	$ -	$ -	$ -	$ -	$ -	$ -	$ -	$ -	$ -	$ -	$ -	$ -	$ -
2203	620001262	381.0	$ -	$ -	$ -	$ -	$ -	$ -	$ -	$ -	$ -	$ -	$ -	$ -	$ -	$ -
2204	620001262	381.1	$ -	$ -	$ -	$ -	$ -	$ -	$ -	$ -	$ -	$ -	$ -	$ -	$ -	$ -
2205	624001263	376.1	$ -	$ -	$ -	$ -	$ -	$ -	$ -	$ -	$ -	$ -	$ -	$ -	$ -	$ -
2206	624001263	376.2	$ -	$ -	$ -	$ -	$ -	$ -	$ -	$ -	$ -	$ -	$ -	$ -	$ -	$ -
2207	624001263	376.4	$ -	$ -	$ -	$ -	$ -	$ -	$ -	$ -	$ -	$ -	$ -	$ -	$ -	$ -
2208	601001264	303.3	$ -	$ -	$ -	$ -	$ -	$ -	$ -	$ -	$ -	$ -	$ -	$ -	$ -	$ -
2209	627001266	376.1	$ -	$ -	$ -	$ -	$ -	$ -	$ -	$ -	$ -	$ -	$ -	$ -	$ -	$ -
2210	627001266	376.2	$ -	$ -	$ -	$ -	$ -	$ -	$ -	$ -	$ -	$ -	$ -	$ -	$ -	$ -
2211	627001266	376.4	$ -	$ -	$ -	$ -	$ -	$ -	$ -	$ -	$ -	$ -	$ -	$ -	$ -	$ -
2212	627001266	380.0	$ -	$ -	$ -	$ -	$ -	$ -	$ -	$ -	$ -	$ -	$ -	$ -	$ -	$ -
2213	627001268	376.1	$ -	$ -	$ -	$ -	$ -	$ -	$ -	$ -	$ -	$ -	$ -	$ -	$ -	$ -
2214	627001268	376.2	$ -	$ -	$ -	$ -	$ -	$ -	$ -	$ -	$ -	$ -	$ -	$ -	$ -	$ -
2215	627001268	376.4	$ -	$ -	$ -	$ -	$ -	$ -	$ -	$ -	$ -	$ -	$ -	$ -	$ -	$ -
2216	627001268	380.0	$ -	$ -	$ -	$ -	$ -	$ -	$ -	$ -	$ -	$ -	$ -	$ -	$ -	$ -
2217	627001269	376.1	$ -	$ -	$ -	$ -	$ -	$ -	$ -	$ -	$ -	$ -	$ -	$ -	$ -	$ -
2218	627001269	376.2	$ -	$ -	$ -	$ -	$ -	$ -	$ -	$ -	$ -	$ -	$ -	$ -	$ -	$ -
2219	627001269	376.4	$ -	$ -	$ -	$ -	$ -	$ -	$ -	$ -	$ -	$ -	$ -	$ -	$ -	$ -
2220	627001269	380.0	$ -	$ -	$ -	$ -	$ -	$ -	$ -	$ -	$ -	$ -	$ -	$ -	$ -	$ -
2221	T610001270	367.1	$ -	$ -	$ -	$ -	$ -	$ -	$ -	$ -	$ -	$ -	$ -	$ -	$ -	$ -
2222	T610001270	368.0	$ -	$ -	$ -	$ -	$ -	$ -	$ -	$ -	$ -	$ -	$ -	$ -	$ -	$ -
2223	T610001270	369.0	$ -	$ -	$ -	$ -	$ -	$ -	$ -	$ -	$ -	$ -	$ -	$ -	$ -	$ -
2224	601001271	391.2	$ -	$ -	$ -	$ -	$ -	$ -	$ -	$ -	$ -	$ -	$ -	$ -	$ -	$ -
2225	601001271	397.0	$ -	$ -	$ -	$ -	$ -	$ -	$ -	$ -	$ -	$ -	$ -	$ -	$ -	$ -
2226	601001271	398.0	$ -	$ -	$ -	$ -	$ -	$ -	$ -	$ -	$ -	$ -	$ -	$ -	$ -	$ -
2227	601001272	376.1	$ -	$ -	$ -	$ -	$ -	$ -	$ -	$ -	$ -	$ -	$ -	$ -	$ -	$ -
2228	601001272	376.2	$ -	$ -	$ -	$ -	$ -	$ -	$ -	$ -	$ -	$ -	$ -	$ -	$ -	$ -
2229	601001272	376.4	$ -	$ -	$ -	$ -	$ -	$ -	$ -	$ -	$ -	$ -	$ -	$ -	$ -	$ -
2230	601001273	378.0	$ -	$ -	$ -	$ -	$ -	$ -	$ -	$ -	$ -	$ -	$ -	$ -	$ -	$ -
2231	601001273	385.0	$ -	$ -	$ -	$ -	$ -	$ -	$ -	$ -	$ -	$ -	$ -	$ -	$ -	$ -
2232	601001275	378.0	$ -	$ -	$ -	$ -	$ -	$ -	$ -	$ -	$ -	$ -	$ -	$ -	$ -	$ -
2233	601001275	385.0	$ -	$ -	$ -	$ -	$ -	$ -	$ -	$ -	$ -	$ -	$ -	$ -	$ -	$ -
2234	601001277	378.0	$ 9	$ 9	$ 9	$ 9	$ 9	$ 9	$ 9	$ 9	$ 9	$ 9	$ 9	$ 9	$ 9	$ 9
2235	601001277	385.0	$ 18	$ 18	$ 18	$ 18	$ 18	$ 18	$ 18	$ 18	$ 18	$ 18	$ 18	$ 18	$ 18	$ 18
2236	601001278	378.0	$ -	$ -	$ -	$ -	$ -	$ -	$ -	$ -	$ -	$ -	$ -	$ -	$ -	$ -
2237	601001278	385.0	$ -	$ -	$ -	$ -	$ -	$ -	$ -	$ -	$ -	$ -	$ -	$ -	$ -	$ -
2238	T621001279	367.1	$ -	$ -	$ -	$ -	$ -	$ -	$ -	$ -	$ -	$ -	$ -	$ -	$ -	$ -
2239	T621001279	368.0	$ -	$ -	$ -	$ -	$ -	$ -	$ -	$ -	$ -	$ -	$ -	$ -	$ -	$ -

Sponsored by NMGC Witness Erik C. Buchanan

NEW MEXICO GAS COMPANY, INC.

Depreciation Activity
Base Period - 12 Months Ending March 31, 2023
Future Test Year - 12 Months Ending September 30, 2025

	A	B	C	D	E	F	G	H	I	J	K	L	M	N	O	P	Q	R
1																		
2			Activity	Activity	Activity	Activity	Activity	Activity	Activity	Activity	Activity	Activity	Activity	Activity	Activity	Activity	Activity	Activity
3	Investment Number / Beginning Balance	FERC Account	4/30/2023	5/31/2023	6/30/2023	7/31/2023	8/31/2023	9/30/2023	10/31/2023	11/30/2023	12/31/2023	1/31/2024	2/29/2024	3/31/2024	4/30/2024	5/31/2024	6/30/2024	7/31/2024
2240	T621001279	369.0	$ -	$ -	$ -	$ -	$ -	$ -	$ -	$ -	$ -	$ -	$ -	$ -	$ -	$ -	$ -	$ -
2241	T660001280	367.1	$ -	$ -	$ -	$ -	$ -	$ -	$ -	$ -	$ -	$ -	$ -	$ -	$ -	$ -	$ -	$ -
2242	T680001281	367.1	$ -	$ -	$ -	$ -	$ -	$ -	$ -	$ -	$ -	$ -	$ -	$ -	$ -	$ -	$ -	$ -
2243	T680001281	368.0	$ -	$ -	$ -	$ -	$ -	$ -	$ -	$ -	$ -	$ -	$ -	$ -	$ -	$ -	$ -	$ -
2244	T680001281	369.0	$ -	$ -	$ -	$ -	$ -	$ -	$ -	$ -	$ -	$ -	$ -	$ -	$ -	$ -	$ -	$ -
2245	T610001282	367.1	$ -	$ -	$ -	$ -	$ -	$ -	$ -	$ -	$ -	$ -	$ -	$ -	$ -	$ -	$ -	$ -
2246	T610001282	368.0	$ -	$ -	$ -	$ -	$ -	$ -	$ -	$ -	$ -	$ -	$ -	$ -	$ -	$ -	$ -	$ -
2247	T610001282	369.0	$ -	$ -	$ -	$ -	$ -	$ -	$ -	$ -	$ -	$ -	$ -	$ -	$ -	$ -	$ -	$ -
2248	T610001283	367.1	$ -	$ -	$ -	$ -	$ -	$ -	$ -	$ -	$ -	$ -	$ -	$ -	$ -	$ -	$ -	$ -
2249	T610001283	368.0	$ -	$ -	$ -	$ -	$ -	$ -	$ -	$ -	$ -	$ -	$ -	$ -	$ -	$ -	$ -	$ -
2250	T610001283	369.0	$ -	$ -	$ -	$ -	$ -	$ -	$ -	$ -	$ -	$ -	$ -	$ -	$ -	$ -	$ -	$ -
2251	T610001284	367.1	$ -	$ -	$ -	$ -	$ -	$ -	$ -	$ -	$ -	$ -	$ -	$ -	$ -	$ -	$ -	$ -
2252	T610001284	368.0	$ -	$ -	$ -	$ -	$ -	$ -	$ -	$ -	$ -	$ -	$ -	$ -	$ -	$ -	$ -	$ -
2253	T610001284	369.0	$ -	$ -	$ -	$ -	$ -	$ -	$ -	$ -	$ -	$ -	$ -	$ -	$ -	$ -	$ -	$ -
2254	T624001285	367.1	$ -	$ -	$ -	$ -	$ -	$ -	$ -	$ -	$ -	$ -	$ -	$ -	$ -	$ -	$ -	$ -
2255	T624001285	368.0	$ -	$ -	$ -	$ -	$ -	$ -	$ -	$ -	$ -	$ -	$ -	$ -	$ -	$ -	$ -	$ -
2256	T624001285	369.0	$ -	$ -	$ -	$ -	$ -	$ -	$ -	$ -	$ -	$ -	$ -	$ -	$ -	$ -	$ -	$ -
2257	T624001286	367.1	$ -	$ -	$ -	$ -	$ -	$ -	$ -	$ -	$ -	$ -	$ -	$ -	$ -	$ -	$ -	$ -
2258	T624001286	368.0	$ -	$ -	$ -	$ -	$ -	$ -	$ -	$ -	$ -	$ -	$ -	$ -	$ -	$ -	$ -	$ -
2259	T624001286	369.0	$ -	$ -	$ -	$ -	$ -	$ -	$ -	$ -	$ -	$ -	$ -	$ -	$ -	$ -	$ -	$ -
2260	T621001287	367.1	$ -	$ -	$ -	$ -	$ -	$ -	$ -	$ -	$ -	$ -	$ -	$ -	$ -	$ -	$ -	$ -
2261	T621001287	368.0	$ -	$ -	$ -	$ -	$ -	$ -	$ -	$ -	$ -	$ -	$ -	$ -	$ -	$ -	$ -	$ -
2262	T621001287	369.0	$ -	$ -	$ -	$ -	$ -	$ -	$ -	$ -	$ -	$ -	$ -	$ -	$ -	$ -	$ -	$ -
2263	T621001288	367.1	$ -	$ -	$ -	$ -	$ -	$ -	$ -	$ -	$ -	$ -	$ -	$ -	$ -	$ -	$ -	$ -
2264	T621001288	368.0	$ -	$ -	$ -	$ -	$ -	$ -	$ -	$ -	$ -	$ -	$ -	$ -	$ -	$ -	$ -	$ -
2265	T621001288	369.0	$ -	$ -	$ -	$ -	$ -	$ -	$ -	$ -	$ -	$ -	$ -	$ -	$ -	$ -	$ -	$ -
2266	T610001289	367.1	$ -	$ -	$ -	$ -	$ -	$ -	$ -	$ -	$ -	$ -	$ -	$ -	$ -	$ -	$ -	$ -
2267	T610001289	368.0	$ -	$ -	$ -	$ -	$ -	$ -	$ -	$ -	$ -	$ -	$ -	$ -	$ -	$ -	$ -	$ -
2268	T610001289	369.0	$ -	$ -	$ -	$ -	$ -	$ -	$ -	$ -	$ -	$ -	$ -	$ -	$ -	$ -	$ -	$ -
2269	T610001290	367.1	$ -	$ -	$ -	$ -	$ -	$ -	$ -	$ -	$ -	$ -	$ -	$ -	$ -	$ -	$ -	$ -
2270	T610001290	368.0	$ -	$ -	$ -	$ -	$ -	$ -	$ -	$ -	$ -	$ -	$ -	$ -	$ -	$ -	$ -	$ -
2271	T610001290	369.0	$ -	$ -	$ -	$ -	$ -	$ -	$ -	$ -	$ -	$ -	$ -	$ -	$ -	$ -	$ -	$ -
2272	T610001291	367.1	$ -	$ -	$ -	$ -	$ -	$ -	$ -	$ -	$ -	$ -	$ -	$ -	$ -	$ -	$ -	$ -
2273	T610001291	368.0	$ -	$ -	$ -	$ -	$ -	$ -	$ -	$ -	$ -	$ -	$ -	$ -	$ -	$ -	$ -	$ -
2274	T610001291	369.0	$ -	$ -	$ -	$ -	$ -	$ -	$ -	$ -	$ -	$ -	$ -	$ -	$ -	$ -	$ -	$ -
2275	T610001292	367.1	$ -	$ -	$ -	$ -	$ 53	$ 47	$ 47	$ 47	$ 47	$ 47	$ 47	$ 47	$ 47	$ 47	$ 47	$ 47
2276	T610001292	368.0	$ -	$ -	$ -	$ -	$ 8	$ 9	$ 9	$ 9	$ 9	$ 9	$ 9	$ 9	$ 9	$ 9	$ 9	$ 9
2277	T610001292	369.0	$ -	$ -	$ -	$ -	$ 17	$ 19	$ 19	$ 19	$ 19	$ 19	$ 19	$ 19	$ 19	$ 19	$ 19	$ 19
2278	T610001293	367.1	$ -	$ -	$ -	$ -	$ -	$ -	$ -	$ -	$ -	$ -	$ -	$ -	$ -	$ -	$ -	$ -
2279	T610001293	368.0	$ -	$ -	$ -	$ -	$ -	$ -	$ -	$ -	$ -	$ -	$ -	$ -	$ -	$ -	$ -	$ -
2280	T610001293	369.0	$ -	$ -	$ -	$ -	$ -	$ -	$ -	$ -	$ -	$ -	$ -	$ -	$ -	$ -	$ -	$ -
2281	T610001294	367.1	$ -	$ -	$ -	$ -	$ -	$ -	$ -	$ -	$ -	$ -	$ -	$ -	$ -	$ -	$ -	$ -
2282	T610001294	368.0	$ -	$ -	$ -	$ -	$ -	$ -	$ -	$ -	$ -	$ -	$ -	$ -	$ -	$ -	$ -	$ -
2283	T610001294	369.0	$ -	$ -	$ -	$ -	$ -	$ -	$ -	$ -	$ -	$ -	$ -	$ -	$ -	$ -	$ -	$ -
2284	T680001295	367.1	$ -	$ -	$ -	$ -	$ -	$ -	$ -	$ -	$ -	$ -	$ -	$ -	$ -	$ -	$ -	$ -
2285	T680001295	368.0	$ -	$ -	$ -	$ -	$ -	$ -	$ -	$ -	$ -	$ -	$ -	$ -	$ -	$ -	$ -	$ -
2286	T680001295	369.0	$ -	$ -	$ -	$ -	$ -	$ -	$ -	$ -	$ -	$ -	$ -	$ -	$ -	$ -	$ -	$ -
2287	T680001296	367.1	$ -	$ -	$ -	$ -	$ -	$ -	$ -	$ -	$ -	$ -	$ -	$ -	$ -	$ -	$ -	$ -
2288	T680001296	368.0	$ -	$ -	$ -	$ -	$ -	$ -	$ -	$ -	$ -	$ -	$ -	$ -	$ -	$ -	$ -	$ -
2289	T680001296	369.0	$ -	$ -	$ -	$ -	$ -	$ -	$ -	$ -	$ -	$ -	$ -	$ -	$ -	$ -	$ -	$ -
2290	T660001297	367.1	$ -	$ -	$ -	$ -	$ -	$ -	$ -	$ -	$ -	$ -	$ -	$ -	$ -	$ -	$ -	$ -
2291	T660001297	368.0	$ -	$ -	$ -	$ -	$ -	$ -	$ -	$ -	$ -	$ -	$ -	$ -	$ -	$ -	$ -	$ -

Sponsored by NMGC Witness Erik C. Buchanan

WP Plant 4 Deprec Activity

NEW MEXICO GAS COMPANY, INC.

Depreciation Activity
Base Period - 12 Months Ending March 31, 2023
Future Test Year - 12 Months Ending September 30, 2025

	A	B	S	T	U	V	W	X	Y	Z	AA	AB	AC	AD	AE	AF
1																
2			Activity	Activity	Activity	Activity	Activity	Activity	Activity	Activity	Activity	Activity	Activity	Activity	Activity	Activity
3	Investment Number / Beginning Balance	FERC Account	8/31/2024	9/30/2024	10/31/2024	11/30/2024	12/31/2024	1/31/2025	2/28/2025	3/31/2025	4/30/2025	5/31/2025	6/30/2025	7/31/2025	8/31/2025	9/30/2025
2240	T621001279	369.0	$ -	$ -	$ -	$ -	$ -	$ -	$ -	$ -	$ -	$ -	$ -	$ -	$ -	$ -
2241	T660001280	367.1	$ -	$ -	$ -	$ -	$ -	$ -	$ -	$ -	$ -	$ -	$ -	$ -	$ -	$ -
2242	T680001281	367.1	$ -	$ -	$ -	$ -	$ -	$ -	$ -	$ -	$ -	$ -	$ -	$ -	$ -	$ -
2243	T680001281	368.0	$ -	$ -	$ -	$ -	$ -	$ -	$ -	$ -	$ -	$ -	$ -	$ -	$ -	$ -
2244	T680001281	369.0	$ -	$ -	$ -	$ -	$ -	$ -	$ -	$ -	$ -	$ -	$ -	$ -	$ -	$ -
2245	T610001282	367.1	$ -	$ -	$ -	$ -	$ -	$ -	$ -	$ -	$ -	$ -	$ -	$ -	$ -	$ -
2246	T610001282	368.0	$ -	$ -	$ -	$ -	$ -	$ -	$ -	$ -	$ -	$ -	$ -	$ -	$ -	$ -
2247	T610001282	369.0	$ -	$ -	$ -	$ -	$ -	$ -	$ -	$ -	$ -	$ -	$ -	$ -	$ -	$ -
2248	T610001283	367.1	$ -	$ -	$ -	$ -	$ -	$ -	$ -	$ -	$ -	$ -	$ -	$ -	$ -	$ -
2249	T610001283	368.0	$ -	$ -	$ -	$ -	$ -	$ -	$ -	$ -	$ -	$ -	$ -	$ -	$ -	$ -
2250	T610001283	369.0	$ -	$ -	$ -	$ -	$ -	$ -	$ -	$ -	$ -	$ -	$ -	$ -	$ -	$ -
2251	T610001284	367.1	$ -	$ -	$ -	$ -	$ -	$ -	$ -	$ -	$ -	$ -	$ -	$ -	$ -	$ -
2252	T610001284	368.0	$ -	$ -	$ -	$ -	$ -	$ -	$ -	$ -	$ -	$ -	$ -	$ -	$ -	$ -
2253	T610001284	369.0	$ -	$ -	$ -	$ -	$ -	$ -	$ -	$ -	$ -	$ -	$ -	$ -	$ -	$ -
2254	T624001285	367.1	$ -	$ -	$ -	$ -	$ -	$ -	$ -	$ -	$ -	$ -	$ -	$ -	$ -	$ -
2255	T624001285	368.0	$ -	$ -	$ -	$ -	$ -	$ -	$ -	$ -	$ -	$ -	$ -	$ -	$ -	$ -
2256	T624001285	369.0	$ -	$ -	$ -	$ -	$ -	$ -	$ -	$ -	$ -	$ -	$ -	$ -	$ -	$ -
2257	T624001286	367.1	$ -	$ -	$ -	$ -	$ -	$ -	$ -	$ -	$ -	$ -	$ -	$ -	$ -	$ -
2258	T624001286	368.0	$ -	$ -	$ -	$ -	$ -	$ -	$ -	$ -	$ -	$ -	$ -	$ -	$ -	$ -
2259	T624001286	369.0	$ -	$ -	$ -	$ -	$ -	$ -	$ -	$ -	$ -	$ -	$ -	$ -	$ -	$ -
2260	T621001287	367.1	$ -	$ -	$ -	$ -	$ -	$ -	$ -	$ -	$ -	$ -	$ -	$ -	$ -	$ -
2261	T621001287	368.0	$ -	$ -	$ -	$ -	$ -	$ -	$ -	$ -	$ -	$ -	$ -	$ -	$ -	$ -
2262	T621001287	369.0	$ -	$ -	$ -	$ -	$ -	$ -	$ -	$ -	$ -	$ -	$ -	$ -	$ -	$ -
2263	T621001288	367.1	$ -	$ -	$ -	$ -	$ -	$ -	$ -	$ -	$ -	$ -	$ -	$ -	$ -	$ -
2264	T621001288	368.0	$ -	$ -	$ -	$ -	$ -	$ -	$ -	$ -	$ -	$ -	$ -	$ -	$ -	$ -
2265	T621001288	369.0	$ -	$ -	$ -	$ -	$ -	$ -	$ -	$ -	$ -	$ -	$ -	$ -	$ -	$ -
2266	T610001289	367.1	$ -	$ -	$ -	$ -	$ -	$ -	$ -	$ -	$ -	$ -	$ -	$ -	$ -	$ -
2267	T610001289	368.0	$ -	$ -	$ -	$ -	$ -	$ -	$ -	$ -	$ -	$ -	$ -	$ -	$ -	$ -
2268	T610001289	369.0	$ -	$ -	$ -	$ -	$ -	$ -	$ -	$ -	$ -	$ -	$ -	$ -	$ -	$ -
2269	T610001290	367.1	$ -	$ -	$ -	$ -	$ -	$ -	$ -	$ -	$ -	$ -	$ -	$ -	$ -	$ -
2270	T610001290	368.0	$ -	$ -	$ -	$ -	$ -	$ -	$ -	$ -	$ -	$ -	$ -	$ -	$ -	$ -
2271	T610001290	369.0	$ -	$ -	$ -	$ -	$ -	$ -	$ -	$ -	$ -	$ -	$ -	$ -	$ -	$ -
2272	T610001291	367.1	$ -	$ -	$ -	$ -	$ -	$ -	$ -	$ -	$ -	$ -	$ -	$ -	$ -	$ -
2273	T610001291	368.0	$ -	$ -	$ -	$ -	$ -	$ -	$ -	$ -	$ -	$ -	$ -	$ -	$ -	$ -
2274	T610001291	369.0	$ -	$ -	$ -	$ -	$ -	$ -	$ -	$ -	$ -	$ -	$ -	$ -	$ -	$ -
2275	T610001292	367.1	$ 47	$ 47	$ 47	$ 47	$ 47	$ 47	$ 47	$ 47	$ 47	$ 47	$ 47	$ 47	$ 47	$ 47
2276	T610001292	368.0	$ 9	$ 9	$ 9	$ 9	$ 9	$ 9	$ 9	$ 9	$ 9	$ 9	$ 9	$ 9	$ 9	$ 9
2277	T610001292	369.0	$ 19	$ 19	$ 19	$ 19	$ 19	$ 19	$ 19	$ 19	$ 19	$ 19	$ 19	$ 19	$ 19	$ 19
2278	T610001293	367.1	$ -	$ -	$ -	$ -	$ -	$ -	$ -	$ -	$ -	$ -	$ -	$ -	$ -	$ -
2279	T610001293	368.0	$ -	$ -	$ -	$ -	$ -	$ -	$ -	$ -	$ -	$ -	$ -	$ -	$ -	$ -
2280	T610001293	369.0	$ -	$ -	$ -	$ -	$ -	$ -	$ -	$ -	$ -	$ -	$ -	$ -	$ -	$ -
2281	T610001294	367.1	$ -	$ -	$ -	$ -	$ -	$ -	$ -	$ -	$ -	$ -	$ -	$ -	$ -	$ -
2282	T610001294	368.0	$ -	$ -	$ -	$ -	$ -	$ -	$ -	$ -	$ -	$ -	$ -	$ -	$ -	$ -
2283	T610001294	369.0	$ -	$ -	$ -	$ -	$ -	$ -	$ -	$ -	$ -	$ -	$ -	$ -	$ -	$ -
2284	T680001295	367.1	$ -	$ -	$ -	$ -	$ -	$ -	$ -	$ -	$ -	$ -	$ -	$ -	$ -	$ -
2285	T680001295	368.0	$ -	$ -	$ -	$ -	$ -	$ -	$ -	$ -	$ -	$ -	$ -	$ -	$ -	$ -
2286	T680001295	369.0	$ -	$ -	$ -	$ -	$ -	$ -	$ -	$ -	$ -	$ -	$ -	$ -	$ -	$ -
2287	T680001296	367.1	$ -	$ -	$ -	$ -	$ -	$ -	$ -	$ -	$ -	$ -	$ -	$ -	$ -	$ -
2288	T680001296	368.0	$ -	$ -	$ -	$ -	$ -	$ -	$ -	$ -	$ -	$ -	$ -	$ -	$ -	$ -
2289	T680001296	369.0	$ -	$ -	$ -	$ -	$ -	$ -	$ -	$ -	$ -	$ -	$ -	$ -	$ -	$ -
2290	T660001297	367.1	$ -	$ -	$ -	$ -	$ -	$ -	$ -	$ -	$ -	$ -	$ -	$ -	$ -	$ -
2291	T660001297	368.0	$ -	$ -	$ -	$ -	$ -	$ -	$ -	$ -	$ -	$ -	$ -	$ -	$ -	$ -

Sponsored by NMGC Witness Erik C. Buchanan

NEW MEXICO GAS COMPANY, INC.

Depreciation Activity
Base Period - 12 Months Ending March 31, 2023
Future Test Year - 12 Months Ending September 30, 2025

	A	B	C	D	E	F	G	H	I	J	K	L	M	N	O	P	Q	R
1																		
2			Activity	Activity	Activity	Activity	Activity	Activity	Activity	Activity	Activity	Activity	Activity	Activity	Activity	Activity	Activity	Activity
3	Investment Number / Beginning Balance	FERC Account	4/30/2023	5/31/2023	6/30/2023	7/31/2023	8/31/2023	9/30/2023	10/31/2023	11/30/2023	12/31/2023	1/31/2024	2/29/2024	3/31/2024	4/30/2024	5/31/2024	6/30/2024	7/31/2024
2292	T660001297	369.0	$ -	$ -	$ -	$ -	$ -	$ -	$ -	$ -	$ -	$ -	$ -	$ -	$ -	$ -	$ -	$ -
2293	T660001298	367.1	$ -	$ -	$ -	$ -	$ -	$ -	$ -	$ -	$ -	$ -	$ -	$ -	$ -	$ -	$ -	$ -
2294	T660001298	368.0	$ -	$ -	$ -	$ -	$ -	$ -	$ -	$ -	$ -	$ -	$ -	$ -	$ -	$ -	$ -	$ -
2295	T660001298	369.0	$ -	$ -	$ -	$ -	$ -	$ -	$ -	$ -	$ -	$ -	$ -	$ -	$ -	$ -	$ -	$ -
2296	T610001299	367.1	$ -	$ -	$ -	$ -	$ -	$ -	$ -	$ -	$ -	$ -	$ -	$ -	$ -	$ -	$ -	$ -
2297	T610001299	368.0	$ -	$ -	$ -	$ -	$ -	$ -	$ -	$ -	$ -	$ -	$ -	$ -	$ -	$ -	$ -	$ -
2298	T610001299	369.0	$ -	$ -	$ -	$ -	$ -	$ -	$ -	$ -	$ -	$ -	$ -	$ -	$ -	$ -	$ -	$ -
2299	T610001300	367.1	$ -	$ -	$ -	$ -	$ -	$ -	$ -	$ -	$ -	$ -	$ -	$ -	$ -	$ -	$ -	$ -
2300	T610001300	368.0	$ -	$ -	$ -	$ -	$ -	$ -	$ -	$ -	$ -	$ -	$ -	$ -	$ -	$ -	$ -	$ -
2301	T610001300	369.0	$ -	$ -	$ -	$ -	$ -	$ -	$ -	$ -	$ -	$ -	$ -	$ -	$ -	$ -	$ -	$ -
2302	610001301	376.1	$ -	$ -	$ -	$ -	$ -	$ -	$ -	$ -	$ -	$ -	$ -	$ -	$ -	$ -	$ -	$ -
2303	610001301	376.2	$ -	$ -	$ -	$ -	$ -	$ -	$ -	$ -	$ -	$ -	$ -	$ -	$ -	$ -	$ -	$ -
2304	610001301	376.4	$ -	$ -	$ -	$ -	$ -	$ -	$ -	$ -	$ -	$ -	$ -	$ -	$ -	$ -	$ -	$ -
2305	610001301	380.0	$ -	$ -	$ -	$ -	$ -	$ -	$ -	$ -	$ -	$ -	$ -	$ -	$ -	$ -	$ -	$ -
2306	610001302	376.1	$ -	$ -	$ -	$ -	$ -	$ -	$ -	$ -	$ -	$ -	$ -	$ -	$ -	$ -	$ -	$ -
2307	610001302	376.2	$ -	$ -	$ -	$ -	$ -	$ -	$ -	$ -	$ -	$ -	$ -	$ -	$ -	$ -	$ -	$ -
2308	610001302	376.4	$ -	$ -	$ -	$ -	$ -	$ -	$ -	$ -	$ -	$ -	$ -	$ -	$ -	$ -	$ -	$ -
2309	610001302	380.0	$ -	$ -	$ -	$ -	$ -	$ -	$ -	$ -	$ -	$ -	$ -	$ -	$ -	$ -	$ -	$ -
2310	610001303	376.1	$ -	$ -	$ -	$ -	$ -	$ -	$ -	$ -	$ -	$ -	$ -	$ -	$ -	$ -	$ -	$ -
2311	610001303	376.2	$ -	$ -	$ -	$ -	$ -	$ -	$ -	$ -	$ -	$ -	$ -	$ -	$ -	$ -	$ -	$ -
2312	610001303	376.4	$ -	$ -	$ -	$ -	$ -	$ -	$ -	$ -	$ -	$ -	$ -	$ -	$ -	$ -	$ -	$ -
2313	610001303	380.0	$ -	$ -	$ -	$ -	$ -	$ -	$ -	$ -	$ -	$ -	$ -	$ -	$ -	$ -	$ -	$ -
2314	610001304	376.1	$ -	$ -	$ -	$ -	$ -	$ -	$ -	$ -	$ -	$ -	$ -	$ -	$ -	$ -	$ -	$ -
2315	610001304	376.2	$ -	$ -	$ -	$ -	$ -	$ -	$ -	$ -	$ -	$ -	$ -	$ -	$ -	$ -	$ -	$ -
2316	610001304	376.4	$ -	$ -	$ -	$ -	$ -	$ -	$ -	$ -	$ -	$ -	$ -	$ -	$ -	$ -	$ -	$ -
2317	610001304	380.0	$ -	$ -	$ -	$ -	$ -	$ -	$ -	$ -	$ -	$ -	$ -	$ -	$ -	$ -	$ -	$ -
2318	610001305	376.1	$ -	$ -	$ -	$ -	$ -	$ -	$ -	$ -	$ -	$ -	$ -	$ -	$ -	$ -	$ -	$ -
2319	610001305	376.2	$ -	$ -	$ -	$ -	$ -	$ -	$ -	$ -	$ -	$ -	$ -	$ -	$ -	$ -	$ -	$ -
2320	610001305	376.4	$ -	$ -	$ -	$ -	$ -	$ -	$ -	$ -	$ -	$ -	$ -	$ -	$ -	$ -	$ -	$ -
2321	610001305	380.0	$ -	$ -	$ -	$ -	$ -	$ -	$ -	$ -	$ -	$ -	$ -	$ -	$ -	$ -	$ -	$ -
2322	601001306	367.1	$ -	$ -	$ -	$ -	$ -	$ -	$ -	$ -	$ -	$ -	$ -	$ -	$ -	$ -	$ -	$ -
2323	601001306	368.0	$ -	$ -	$ -	$ -	$ -	$ -	$ -	$ -	$ -	$ -	$ -	$ -	$ -	$ -	$ -	$ -
2324	601001306	369.0	$ -	$ -	$ -	$ -	$ -	$ -	$ -	$ -	$ -	$ -	$ -	$ -	$ -	$ -	$ -	$ -
2325	601001307	303.3	$ -	$ -	$ -	$ -	$ -	$ -	$ -	$ -	$ -	$ -	$ -	$ -	$ -	$ -	$ -	$ -
2326	T610001308	367.1	$ -	$ -	$ -	$ -	$ -	$ -	$ -	$ -	$ -	$ -	$ -	$ -	$ -	$ -	$ -	$ -
2327	T610001308	368.0	$ -	$ -	$ -	$ -	$ -	$ -	$ -	$ -	$ -	$ -	$ -	$ -	$ -	$ -	$ -	$ -
2328	T610001308	369.0	$ -	$ -	$ -	$ -	$ -	$ -	$ -	$ -	$ -	$ -	$ -	$ -	$ -	$ -	$ -	$ -
2329	T624001309	367.1	$ -	$ -	$ -	$ -	$ -	$ -	$ -	$ -	$ -	$ -	$ -	$ -	$ -	$ -	$ -	$ -
2330	T624001309	368.0	$ -	$ -	$ -	$ -	$ -	$ -	$ -	$ -	$ -	$ -	$ -	$ -	$ -	$ -	$ -	$ -
2331	T624001309	369.0	$ -	$ -	$ -	$ -	$ -	$ -	$ -	$ -	$ -	$ -	$ -	$ -	$ -	$ -	$ -	$ -
2332	T624001310	367.1	$ -	$ -	$ -	$ -	$ -	$ -	$ -	$ -	$ -	$ -	$ -	$ -	$ -	$ -	$ -	$ -
2333	T624001310	368.0	$ -	$ -	$ -	$ -	$ -	$ -	$ -	$ -	$ -	$ -	$ -	$ -	$ -	$ -	$ -	$ -
2334	T624001310	369.0	$ -	$ -	$ -	$ -	$ -	$ -	$ -	$ -	$ -	$ -	$ -	$ -	$ -	$ -	$ -	$ -
2335	T624001311	367.1	$ -	$ -	$ -	$ -	$ -	$ -	$ -	$ -	$ -	$ -	$ -	$ -	$ -	$ -	$ -	$ -
2336	T624001311	368.0	$ -	$ -	$ -	$ -	$ -	$ -	$ -	$ -	$ -	$ -	$ -	$ -	$ -	$ -	$ -	$ -
2337	T624001311	369.0	$ -	$ -	$ -	$ -	$ -	$ -	$ -	$ -	$ -	$ -	$ -	$ -	$ -	$ -	$ -	$ -
2338	T660001312	367.1	$ -	$ -	$ -	$ -	$ -	$ -	$ -	$ -	$ -	$ -	$ -	$ -	$ -	$ -	$ -	$ -
2339	T660001312	368.0	$ -	$ -	$ -	$ -	$ -	$ -	$ -	$ -	$ -	$ -	$ -	$ -	$ -	$ -	$ -	$ -
2340	T660001312	369.0	$ -	$ -	$ -	$ -	$ -	$ -	$ -	$ -	$ -	$ -	$ -	$ -	$ -	$ -	$ -	$ -
2341	601001313	390.0	$ -	$ -	$ -	$ 736	$ 736	$ 699	$ 699	$ 699	$ 699	$ 699	$ 699	$ 699	$ 699	$ 699	$ 699	$ 699
2342	601001314	303.3	$ -	$ -	$ -	$ -	$ -	$ -	$ -	$ -	$ -	$ -	$ -	$ -	$ -	$ -	$ -	$ -
2343	T660001315	367.1	$ -	$ -	$ -	$ -	$ -	$ -	$ -	$ -	$ -	$ -	$ -	$ -	$ -	$ -	$ -	$ -

NEW MEXICO GAS COMPANY, INC.

Depreciation Activity
Base Period - 12 Months Ending March 31, 2023
Future Test Year - 12 Months Ending September 30, 2025

	A	B	S	T	U	V	W	X	Y	Z	AA	AB	AC	AD	AE	AF
1																
2			Activity	Activity	Activity	Activity	Activity	Activity	Activity	Activity	Activity	Activity	Activity	Activity	Activity	Activity
3	Investment Number / Beginning Balance	FERC Account	8/31/2024	9/30/2024	10/31/2024	11/30/2024	12/31/2024	1/31/2025	2/28/2025	3/31/2025	4/30/2025	5/31/2025	6/30/2025	7/31/2025	8/31/2025	9/30/2025
2292	T660001297	369.0	$ -	$ -	$ -	$ -	$ -	$ -	$ -	$ -	$ -	$ -	$ -	$ -	$ -	$ -
2293	T660001298	367.1	$ -	$ -	$ -	$ -	$ -	$ -	$ -	$ -	$ -	$ -	$ -	$ -	$ -	$ -
2294	T660001298	368.0	$ -	$ -	$ -	$ -	$ -	$ -	$ -	$ -	$ -	$ -	$ -	$ -	$ -	$ -
2295	T660001298	369.0	$ -	$ -	$ -	$ -	$ -	$ -	$ -	$ -	$ -	$ -	$ -	$ -	$ -	$ -
2296	T610001299	367.1	$ -	$ -	$ -	$ -	$ -	$ -	$ -	$ -	$ -	$ -	$ -	$ -	$ -	$ -
2297	T610001299	368.0	$ -	$ -	$ -	$ -	$ -	$ -	$ -	$ -	$ -	$ -	$ -	$ -	$ -	$ -
2298	T610001299	369.0	$ -	$ -	$ -	$ -	$ -	$ -	$ -	$ -	$ -	$ -	$ -	$ -	$ -	$ -
2299	T610001300	367.1	$ -	$ -	$ -	$ -	$ -	$ -	$ -	$ -	$ -	$ -	$ -	$ -	$ -	$ -
2300	T610001300	368.0	$ -	$ -	$ -	$ -	$ -	$ -	$ -	$ -	$ -	$ -	$ -	$ -	$ -	$ -
2301	T610001300	369.0	$ -	$ -	$ -	$ -	$ -	$ -	$ -	$ -	$ -	$ -	$ -	$ -	$ -	$ -
2302	610001301	376.1	$ -	$ -	$ -	$ -	$ -	$ -	$ -	$ -	$ -	$ -	$ -	$ -	$ -	$ -
2303	610001301	376.2	$ -	$ -	$ -	$ -	$ -	$ -	$ -	$ -	$ -	$ -	$ -	$ -	$ -	$ -
2304	610001301	376.4	$ -	$ -	$ -	$ -	$ -	$ -	$ -	$ -	$ -	$ -	$ -	$ -	$ -	$ -
2305	610001301	380.0	$ -	$ -	$ -	$ -	$ -	$ -	$ -	$ -	$ -	$ -	$ -	$ -	$ -	$ -
2306	610001302	376.1	$ -	$ -	$ -	$ -	$ -	$ -	$ -	$ -	$ -	$ -	$ -	$ -	$ -	$ -
2307	610001302	376.2	$ -	$ -	$ -	$ -	$ -	$ -	$ -	$ -	$ -	$ -	$ -	$ -	$ -	$ -
2308	610001302	376.4	$ -	$ -	$ -	$ -	$ -	$ -	$ -	$ -	$ -	$ -	$ -	$ -	$ -	$ -
2309	610001302	380.0	$ -	$ -	$ -	$ -	$ -	$ -	$ -	$ -	$ -	$ -	$ -	$ -	$ -	$ -
2310	610001303	376.1	$ -	$ -	$ -	$ -	$ -	$ -	$ -	$ -	$ -	$ -	$ -	$ -	$ -	$ -
2311	610001303	376.2	$ -	$ -	$ -	$ -	$ -	$ -	$ -	$ -	$ -	$ -	$ -	$ -	$ -	$ -
2312	610001303	376.4	$ -	$ -	$ -	$ -	$ -	$ -	$ -	$ -	$ -	$ -	$ -	$ -	$ -	$ -
2313	610001303	380.0	$ -	$ -	$ -	$ -	$ -	$ -	$ -	$ -	$ -	$ -	$ -	$ -	$ -	$ -
2314	610001304	376.1	$ -	$ -	$ -	$ -	$ -	$ -	$ -	$ -	$ -	$ -	$ -	$ -	$ -	$ -
2315	610001304	376.2	$ -	$ -	$ -	$ -	$ -	$ -	$ -	$ -	$ -	$ -	$ -	$ -	$ -	$ -
2316	610001304	376.4	$ -	$ -	$ -	$ -	$ -	$ -	$ -	$ -	$ -	$ -	$ -	$ -	$ -	$ -
2317	610001304	380.0	$ -	$ -	$ -	$ -	$ -	$ -	$ -	$ -	$ -	$ -	$ -	$ -	$ -	$ -
2318	610001305	376.1	$ -	$ -	$ -	$ -	$ -	$ -	$ -	$ -	$ -	$ -	$ -	$ -	$ -	$ -
2319	610001305	376.2	$ -	$ -	$ -	$ -	$ -	$ -	$ -	$ -	$ -	$ -	$ -	$ -	$ -	$ -
2320	610001305	376.4	$ -	$ -	$ -	$ -	$ -	$ -	$ -	$ -	$ -	$ -	$ -	$ -	$ -	$ -
2321	610001305	380.0	$ -	$ -	$ -	$ -	$ -	$ -	$ -	$ -	$ -	$ -	$ -	$ -	$ -	$ -
2322	601001306	367.1	$ -	$ -	$ -	$ -	$ -	$ -	$ -	$ -	$ -	$ -	$ -	$ -	$ -	$ -
2323	601001306	368.0	$ -	$ -	$ -	$ -	$ -	$ -	$ -	$ -	$ -	$ -	$ -	$ -	$ -	$ -
2324	601001306	369.0	$ -	$ -	$ -	$ -	$ -	$ -	$ -	$ -	$ -	$ -	$ -	$ -	$ -	$ -
2325	601001307	303.3	$ -	$ -	$ -	$ -	$ -	$ -	$ -	$ -	$ -	$ -	$ -	$ -	$ -	$ -
2326	T610001308	367.1	$ -	$ -	$ -	$ -	$ -	$ -	$ -	$ -	$ -	$ -	$ -	$ -	$ -	$ -
2327	T610001308	368.0	$ -	$ -	$ -	$ -	$ -	$ -	$ -	$ -	$ -	$ -	$ -	$ -	$ -	$ -
2328	T610001308	369.0	$ -	$ -	$ -	$ -	$ -	$ -	$ -	$ -	$ -	$ -	$ -	$ -	$ -	$ -
2329	T624001309	367.1	$ 669	$ 669	$ 669	$ 669	$ 669	$ 669	$ 669	$ 669	$ 669	$ 669	$ 669	$ 669	$ 669	$ 669
2330	T624001309	368.0	$ 128	$ 128	$ 128	$ 128	$ 128	$ 128	$ 128	$ 128	$ 128	$ 128	$ 128	$ 128	$ 128	$ 128
2331	T624001309	369.0	$ 265	$ 265	$ 265	$ 265	$ 265	$ 265	$ 265	$ 265	$ 265	$ 265	$ 265	$ 265	$ 265	$ 265
2332	T624001310	367.1	$ -	$ -	$ -	$ -	$ -	$ -	$ -	$ -	$ -	$ -	$ -	$ -	$ -	$ -
2333	T624001310	368.0	$ -	$ -	$ -	$ -	$ -	$ -	$ -	$ -	$ -	$ -	$ -	$ -	$ -	$ -
2334	T624001310	369.0	$ -	$ -	$ -	$ -	$ -	$ -	$ -	$ -	$ -	$ -	$ -	$ -	$ -	$ -
2335	T624001311	367.1	$ -	$ -	$ -	$ -	$ -	$ -	$ -	$ -	$ -	$ -	$ -	$ -	$ -	$ -
2336	T624001311	368.0	$ -	$ -	$ -	$ -	$ -	$ -	$ -	$ -	$ -	$ -	$ -	$ -	$ -	$ -
2337	T624001311	369.0	$ -	$ -	$ -	$ -	$ -	$ -	$ -	$ -	$ -	$ -	$ -	$ -	$ -	$ -
2338	T660001312	367.1	$ -	$ -	$ -	$ -	$ -	$ -	$ -	$ -	$ -	$ -	$ -	$ -	$ -	$ -
2339	T660001312	368.0	$ -	$ -	$ -	$ -	$ -	$ -	$ -	$ -	$ -	$ -	$ -	$ -	$ -	$ -
2340	T660001312	369.0	$ -	$ -	$ -	$ -	$ -	$ -	$ -	$ -	$ -	$ -	$ -	$ -	$ -	$ -
2341	601001313	390.0	$ 699	$ 699	$ 699	$ 699	$ 699	$ 699	$ 699	$ 699	$ 699	$ 699	$ 699	$ 699	$ 699	$ 699
2342	601001314	303.3	$ -	$ -	$ -	$ -	$ -	$ -	$ -	$ -	$ -	$ -	$ -	$ -	$ -	$ -
2343	T660001315	367.1	$ -	$ -	$ -	$ -	$ -	$ -	$ -	$ -	$ -	$ -	$ -	$ -	$ -	$ -

Sponsored by NMGC Witness Erik C. Buchanan

NEW MEXICO GAS COMPANY, INC.

Depreciation Activity
Base Period - 12 Months Ending March 31, 2023
Future Test Year - 12 Months Ending September 30, 2025

	A	B	C	D	E	F	G	H	I	J	K	L	M	N	O	P	Q	R
1																		
2			Activity	Activity	Activity	Activity	Activity	Activity	Activity	Activity	Activity	Activity	Activity	Activity	Activity	Activity	Activity	Activity
3	Investment Number / Beginning Balance	FERC Account	4/30/2023	5/31/2023	6/30/2023	7/31/2023	8/31/2023	9/30/2023	10/31/2023	11/30/2023	12/31/2023	1/31/2024	2/29/2024	3/31/2024	4/30/2024	5/31/2024	6/30/2024	7/31/2024
2344	T660001315	368.0	$ -	$ -	$ -	$ -	$ -	$ -	$ -	$ -	$ -	$ -	$ -	$ -	$ -	$ -	$ -	$ -
2345	T660001315	369.0	$ -	$ -	$ -	$ -	$ -	$ -	$ -	$ -	$ -	$ -	$ -	$ -	$ -	$ -	$ -	$ -
2346	T624001316	367.1	$ -	$ -	$ -	$ -	$ -	$ -	$ -	$ -	$ -	$ -	$ -	$ -	$ -	$ -	$ -	$ -
2347	T624001316	368.0	$ -	$ -	$ -	$ -	$ -	$ -	$ -	$ -	$ -	$ -	$ -	$ -	$ -	$ -	$ -	$ -
2348	T624001316	369.0	$ -	$ -	$ -	$ -	$ -	$ -	$ -	$ -	$ -	$ -	$ -	$ -	$ -	$ -	$ -	$ -
2349	605001317	376.1	$ -	$ -	$ -	$ -	$ -	$ -	$ -	$ -	$ -	$ -	$ -	$ -	$ -	$ -	$ -	$ -
2350	605001317	376.2	$ -	$ -	$ -	$ -	$ -	$ -	$ -	$ -	$ -	$ -	$ -	$ -	$ -	$ -	$ -	$ -
2351	605001317	376.4	$ -	$ -	$ -	$ -	$ -	$ -	$ -	$ -	$ -	$ -	$ -	$ -	$ -	$ -	$ -	$ -
2352	605001317	380.0	$ -	$ -	$ -	$ -	$ -	$ -	$ -	$ -	$ -	$ -	$ -	$ -	$ -	$ -	$ -	$ -
2353	T680001318	367.1	$ -	$ -	$ -	$ -	$ -	$ -	$ -	$ -	$ -	$ -	$ -	$ -	$ -	$ -	$ -	$ -
2354	T680001318	368.0	$ -	$ -	$ -	$ -	$ -	$ -	$ -	$ -	$ -	$ -	$ -	$ -	$ -	$ -	$ -	$ -
2355	T680001318	369.0	$ -	$ -	$ -	$ -	$ -	$ -	$ -	$ -	$ -	$ -	$ -	$ -	$ -	$ -	$ -	$ -
2356	T624001319	367.1	$ -	$ 0	$ 0	$ 0	$ 0	$ 0	$ 0	$ 0	$ 0	$ 0	$ 0	$ 0	$ 0	$ 0	$ 0	$ 0
2357	660001320	390.0	$ -	$ -	$ -	$ -	$ -	$ -	$ -	$ -	$ -	$ -	$ -	$ -	$ -	$ -	$ -	$ -
2358	667001321	376.1	$ -	$ -	$ -	$ -	$ -	$ -	$ -	$ -	$ -	$ -	$ -	$ -	$ -	$ -	$ -	$ -
2359	667001321	376.2	$ -	$ -	$ -	$ -	$ -	$ -	$ -	$ -	$ -	$ -	$ -	$ -	$ -	$ -	$ -	$ -
2360	667001321	376.4	$ -	$ -	$ -	$ -	$ -	$ -	$ -	$ -	$ -	$ -	$ -	$ -	$ -	$ -	$ -	$ -
2361	627001323	303.3	$ -	$ -	$ -	$ -	$ -	$ -	$ -	$ -	$ -	$ -	$ -	$ -	$ -	$ -	$ -	$ -
2362	T660001324	369.0	$ -	$ -	$ -	$ -	$ -	$ -	$ -	$ -	$ -	$ -	$ -	$ -	$ -	$ -	$ -	$ -
2363	625001325	390.0	$ -	$ -	$ -	$ -	$ -	$ -	$ -	$ -	$ -	$ -	$ -	$ -	$ -	$ -	$ -	$ -
2364	T680001326	367.1	$ -	$ -	$ -	$ -	$ -	$ -	$ -	$ -	$ -	$ -	$ -	$ -	$ -	$ -	$ -	$ -
2365	T680001326	368.0	$ -	$ -	$ -	$ -	$ -	$ -	$ -	$ -	$ -	$ -	$ -	$ -	$ -	$ -	$ -	$ -
2366	T680001326	369.0	$ -	$ -	$ -	$ -	$ -	$ -	$ -	$ -	$ -	$ -	$ -	$ -	$ -	$ -	$ -	$ -
2367	627001327	376.1	$ -	$ -	$ -	$ -	$ -	$ -	$ -	$ -	$ -	$ -	$ -	$ -	$ -	$ -	$ -	$ -
2368	627001327	376.2	$ -	$ -	$ -	$ -	$ -	$ -	$ -	$ -	$ -	$ -	$ -	$ -	$ -	$ -	$ -	$ -
2369	627001327	376.4	$ -	$ -	$ -	$ -	$ -	$ -	$ -	$ -	$ -	$ -	$ -	$ -	$ -	$ -	$ -	$ -
2370	627001327	380.0	$ -	$ -	$ -	$ -	$ -	$ -	$ -	$ -	$ -	$ -	$ -	$ -	$ -	$ -	$ -	$ -
2371	T610001328	368.0	$ -	$ -	$ -	$ -	$ -	$ -	$ -	$ -	$ -	$ -	$ -	$ -	$ -	$ -	$ -	$ -
2372	T610001328	369.0	$ -	$ -	$ -	$ -	$ -	$ -	$ -	$ -	$ -	$ -	$ -	$ -	$ -	$ -	$ -	$ -
2373	610001329	376.1	$ -	$ -	$ -	$ -	$ -	$ -	$ -	$ -	$ -	$ -	$ -	$ -	$ -	$ -	$ -	$ -
2374	610001329	376.2	$ -	$ -	$ -	$ -	$ -	$ -	$ -	$ -	$ -	$ -	$ -	$ -	$ -	$ -	$ -	$ -
2375	610001329	376.4	$ -	$ -	$ -	$ -	$ -	$ -	$ -	$ -	$ -	$ -	$ -	$ -	$ -	$ -	$ -	$ -
2376	610001329	380.0	$ -	$ -	$ -	$ -	$ -	$ -	$ -	$ -	$ -	$ -	$ -	$ -	$ -	$ -	$ -	$ -
2377	634001330	390.0	$ -	$ -	$ -	$ -	$ -	$ -	$ -	$ -	$ -	$ -	$ -	$ -	$ -	$ -	$ -	$ -
2378	627001331	390.0	$ -	$ -	$ -	$ -	$ -	$ -	$ -	$ -	$ -	$ -	$ -	$ -	$ -	$ -	$ -	$ -
2379	610001332	367.1	$ -	$ -	$ -	$ -	$ -	$ -	$ -	$ -	$ -	$ -	$ -	$ -	$ -	$ -	$ -	$ -
2380	610001332	368.0	$ -	$ -	$ -	$ -	$ -	$ -	$ -	$ -	$ -	$ -	$ -	$ -	$ -	$ -	$ -	$ -
2381	610001332	369.0	$ -	$ -	$ -	$ -	$ -	$ -	$ -	$ -	$ -	$ -	$ -	$ -	$ -	$ -	$ -	$ -
2382	680001333	376.1	$ -	$ -	$ -	$ -	$ -	$ -	$ -	$ -	$ -	$ -	$ -	$ -	$ -	$ -	$ -	$ -
2383	680001333	376.2	$ -	$ -	$ -	$ -	$ -	$ -	$ -	$ -	$ -	$ -	$ -	$ -	$ -	$ -	$ -	$ -
2384	680001333	376.4	$ -	$ -	$ -	$ -	$ -	$ -	$ -	$ -	$ -	$ -	$ -	$ -	$ -	$ -	$ -	$ -
2385	632001334	390.0	$ -	$ -	$ -	$ -	$ -	$ -	$ -	$ -	$ -	$ -	$ -	$ -	$ -	$ -	$ -	$ -
2386	T624001335	368.0	$ -	$ -	$ -	$ -	$ -	$ -	$ -	$ -	$ -	$ -	$ -	$ -	$ -	$ -	$ -	$ -
2387	T624001335	369.0	$ -	$ -	$ -	$ -	$ -	$ -	$ -	$ -	$ -	$ -	$ -	$ -	$ -	$ -	$ -	$ -
2388	T610001336	367.1	$ -	$ -	$ -	$ -	$ -	$ -	$ -	$ -	$ -	$ -	$ -	$ -	$ -	$ -	$ -	$ -
2389	T610001336	368.0	$ -	$ -	$ -	$ -	$ -	$ -	$ -	$ -	$ -	$ -	$ -	$ -	$ -	$ -	$ -	$ -
2390	T610001336	369.0	$ -	$ -	$ -	$ -	$ -	$ -	$ -	$ -	$ -	$ -	$ -	$ -	$ -	$ -	$ -	$ -
2391	T624001337	368.0	$ -	$ -	$ -	$ -	$ -	$ -	$ -	$ -	$ -	$ -	$ -	$ -	$ -	$ -	$ -	$ -
2392	T624001337	369.0	$ -	$ -	$ -	$ -	$ -	$ -	$ -	$ -	$ -	$ -	$ -	$ -	$ -	$ -	$ -	$ -
2393	T624001338	368.0	$ -	$ -	$ -	$ -	$ -	$ -	$ -	$ -	$ -	$ -	$ -	$ -	$ -	$ -	$ -	$ -
2394	T624001338	369.0	$ -	$ -	$ -	$ -	$ -	$ -	$ -	$ -	$ -	$ -	$ -	$ -	$ -	$ -	$ -	$ -
2395	610001339	376.1	$ -	$ -	$ -	$ -	$ -	$ -	$ -	$ -	$ -	$ -	$ -	$ -	$ -	$ -	$ -	$ -

Sponsored by NMGC Witness Erik C. Buchanan

NEW MEXICO GAS COMPANY, INC.

Depreciation Activity
Base Period - 12 Months Ending March 31, 2023
Future Test Year - 12 Months Ending September 30, 2025

	A	B	S	T	U	V	W	X	Y	Z	AA	AB	AC	AD	AE	AF
1																
2			Activity	Activity	Activity	Activity	Activity	Activity	Activity	Activity	Activity	Activity	Activity	Activity	Activity	Activity
3	Investment Number / Beginning Balance	FERC Account	8/31/2024	9/30/2024	10/31/2024	11/30/2024	12/31/2024	1/31/2025	2/28/2025	3/31/2025	4/30/2025	5/31/2025	6/30/2025	7/31/2025	8/31/2025	9/30/2025
2344	T660001315	368.0	$ -	$ -	$ -	$ -	$ -	$ -	$ -	$ -	$ -	$ -	$ -	$ -	$ -	$ -
2345	T660001315	369.0	$ -	$ -	$ -	$ -	$ -	$ -	$ -	$ -	$ -	$ -	$ -	$ -	$ -	$ -
2346	T624001316	367.1	$ -	$ -	$ -	$ -	$ -	$ -	$ -	$ -	$ -	$ -	$ -	$ -	$ -	$ -
2347	T624001316	368.0	$ -	$ -	$ -	$ -	$ -	$ -	$ -	$ -	$ -	$ -	$ -	$ -	$ -	$ -
2348	T624001316	369.0	$ -	$ -	$ -	$ -	$ -	$ -	$ -	$ -	$ -	$ -	$ -	$ -	$ -	$ -
2349	605001317	376.1	$ -	$ -	$ -	$ -	$ -	$ -	$ -	$ -	$ -	$ -	$ -	$ -	$ -	$ -
2350	605001317	376.2	$ -	$ -	$ -	$ -	$ -	$ -	$ -	$ -	$ -	$ -	$ -	$ -	$ -	$ -
2351	605001317	376.4	$ -	$ -	$ -	$ -	$ -	$ -	$ -	$ -	$ -	$ -	$ -	$ -	$ -	$ -
2352	605001317	380.0	$ -	$ -	$ -	$ -	$ -	$ -	$ -	$ -	$ -	$ -	$ -	$ -	$ -	$ -
2353	T680001318	367.1	$ -	$ -	$ -	$ -	$ -	$ -	$ -	$ -	$ -	$ -	$ -	$ -	$ -	$ -
2354	T680001318	368.0	$ -	$ -	$ -	$ -	$ -	$ -	$ -	$ -	$ -	$ -	$ -	$ -	$ -	$ -
2355	T680001318	369.0	$ -	$ -	$ -	$ -	$ -	$ -	$ -	$ -	$ -	$ -	$ -	$ -	$ -	$ -
2356	T624001319	367.1	$ 0	$ 0	$ 0	$ 0	$ 0	$ 0	$ 0	$ 0	$ 0	$ 0	$ 0	$ 0	$ 0	$ 0
2357	660001320	390.0	$ -	$ -	$ -	$ -	$ -	$ -	$ -	$ -	$ -	$ -	$ -	$ -	$ -	$ -
2358	667001321	376.1	$ -	$ -	$ -	$ -	$ -	$ -	$ -	$ -	$ -	$ -	$ -	$ -	$ -	$ -
2359	667001321	376.2	$ -	$ -	$ -	$ -	$ -	$ -	$ -	$ -	$ -	$ -	$ -	$ -	$ -	$ -
2360	667001321	376.4	$ -	$ -	$ -	$ -	$ -	$ -	$ -	$ -	$ -	$ -	$ -	$ -	$ -	$ -
2361	627001323	303.3	$ -	$ -	$ -	$ -	$ -	$ -	$ -	$ -	$ -	$ -	$ -	$ -	$ -	$ -
2362	T660001324	369.0	$ -	$ -	$ -	$ -	$ -	$ -	$ -	$ -	$ -	$ -	$ -	$ -	$ -	$ -
2363	625001325	390.0	$ -	$ -	$ -	$ -	$ -	$ -	$ -	$ -	$ -	$ -	$ -	$ -	$ -	$ -
2364	T680001326	367.1	$ -	$ -	$ -	$ -	$ -	$ -	$ -	$ -	$ -	$ -	$ -	$ -	$ -	$ -
2365	T680001326	368.0	$ -	$ -	$ -	$ -	$ -	$ -	$ -	$ -	$ -	$ -	$ -	$ -	$ -	$ -
2366	T680001326	369.0	$ -	$ -	$ -	$ -	$ -	$ -	$ -	$ -	$ -	$ -	$ -	$ -	$ -	$ -
2367	627001327	376.1	$ -	$ -	$ -	$ -	$ -	$ -	$ -	$ -	$ -	$ -	$ -	$ -	$ -	$ -
2368	627001327	376.2	$ -	$ -	$ -	$ -	$ -	$ -	$ -	$ -	$ -	$ -	$ -	$ -	$ -	$ -
2369	627001327	376.4	$ -	$ -	$ -	$ -	$ -	$ -	$ -	$ -	$ -	$ -	$ -	$ -	$ -	$ -
2370	627001327	380.0	$ -	$ -	$ -	$ -	$ -	$ -	$ -	$ -	$ -	$ -	$ -	$ -	$ -	$ -
2371	T610001328	368.0	$ -	$ -	$ -	$ -	$ -	$ -	$ -	$ -	$ -	$ -	$ -	$ -	$ -	$ -
2372	T610001328	369.0	$ -	$ -	$ -	$ -	$ -	$ -	$ -	$ -	$ -	$ -	$ -	$ -	$ -	$ -
2373	610001329	376.1	$ -	$ -	$ -	$ -	$ -	$ -	$ -	$ -	$ -	$ -	$ -	$ -	$ -	$ -
2374	610001329	376.2	$ -	$ -	$ -	$ -	$ -	$ -	$ -	$ -	$ -	$ -	$ -	$ -	$ -	$ -
2375	610001329	376.4	$ -	$ -	$ -	$ -	$ -	$ -	$ -	$ -	$ -	$ -	$ -	$ -	$ -	$ -
2376	610001329	380.0	$ -	$ -	$ -	$ -	$ -	$ -	$ -	$ -	$ -	$ -	$ -	$ -	$ -	$ -
2377	634001330	390.0	$ -	$ -	$ -	$ -	$ -	$ -	$ -	$ -	$ -	$ -	$ -	$ -	$ -	$ -
2378	627001331	390.0	$ -	$ -	$ -	$ -	$ -	$ -	$ -	$ -	$ -	$ -	$ -	$ -	$ -	$ -
2379	610001332	367.1	$ -	$ -	$ -	$ -	$ -	$ -	$ -	$ -	$ -	$ -	$ -	$ -	$ -	$ -
2380	610001332	368.0	$ -	$ -	$ -	$ -	$ -	$ -	$ -	$ -	$ -	$ -	$ -	$ -	$ -	$ -
2381	610001332	369.0	$ -	$ -	$ -	$ -	$ -	$ -	$ -	$ -	$ -	$ -	$ -	$ -	$ -	$ -
2382	680001333	376.1	$ -	$ -	$ -	$ -	$ -	$ -	$ -	$ -	$ -	$ -	$ -	$ -	$ -	$ -
2383	680001333	376.2	$ -	$ -	$ -	$ -	$ -	$ -	$ -	$ -	$ -	$ -	$ -	$ -	$ -	$ -
2384	680001333	376.4	$ -	$ -	$ -	$ -	$ -	$ -	$ -	$ -	$ -	$ -	$ -	$ -	$ -	$ -
2385	632001334	390.0	$ -	$ -	$ -	$ -	$ -	$ -	$ -	$ -	$ -	$ -	$ -	$ -	$ -	$ -
2386	T624001335	368.0	$ -	$ -	$ -	$ -	$ -	$ -	$ -	$ -	$ -	$ -	$ -	$ -	$ -	$ -
2387	T624001335	369.0	$ -	$ -	$ -	$ -	$ -	$ -	$ -	$ -	$ -	$ -	$ -	$ -	$ -	$ -
2388	T610001336	367.1	$ -	$ -	$ -	$ -	$ -	$ -	$ -	$ -	$ -	$ -	$ -	$ -	$ -	$ -
2389	T610001336	368.0	$ -	$ -	$ -	$ -	$ -	$ -	$ -	$ -	$ -	$ -	$ -	$ -	$ -	$ -
2390	T610001336	369.0	$ -	$ -	$ -	$ -	$ -	$ -	$ -	$ -	$ -	$ -	$ -	$ -	$ -	$ -
2391	T624001337	368.0	$ -	$ -	$ -	$ -	$ -	$ -	$ -	$ -	$ -	$ -	$ -	$ -	$ -	$ -
2392	T624001337	369.0	$ -	$ -	$ -	$ -	$ -	$ -	$ -	$ -	$ -	$ -	$ -	$ -	$ -	$ -
2393	T624001338	368.0	$ -	$ -	$ -	$ -	$ -	$ -	$ -	$ -	$ -	$ -	$ -	$ -	$ -	$ -
2394	T624001338	369.0	$ -	$ -	$ -	$ -	$ -	$ -	$ -	$ -	$ -	$ -	$ -	$ -	$ -	$ -
2395	610001339	376.1	$ -	$ -	$ -	$ -	$ -	$ -	$ -	$ -	$ -	$ -	$ -	$ -	$ -	$ -

Sponsored by NMGC Witness Erik C. Buchanan

NEW MEXICO GAS COMPANY, INC.

Depreciation Activity
Base Period - 12 Months Ending March 31, 2023
Future Test Year - 12 Months Ending September 30, 2025

	A	B	C	D	E	F	G	H	I	J	K	L	M	N	O	P	Q	R
1																		
2			Activity	Activity	Activity	Activity	Activity	Activity	Activity	Activity	Activity	Activity	Activity	Activity	Activity	Activity	Activity	Activity
3	Investment Number / Beginning Balance	FERC Account	4/30/2023	5/31/2023	6/30/2023	7/31/2023	8/31/2023	9/30/2023	10/31/2023	11/30/2023	12/31/2023	1/31/2024	2/29/2024	3/31/2024	4/30/2024	5/31/2024	6/30/2024	7/31/2024
2396	610001339	376.2	$ -	$ -	$ -	$ -	$ -	$ -	$ -	$ -	$ -	$ -	$ -	$ -	$ -	$ -	$ -	$ -
2397	610001339	376.4	$ -	$ -	$ -	$ -	$ -	$ -	$ -	$ -	$ -	$ -	$ -	$ -	$ -	$ -	$ -	$ -
2398	T624001340	368.0	$ -	$ -	$ -	$ -	$ -	$ -	$ -	$ -	$ -	$ -	$ -	$ -	$ -	$ -	$ -	$ -
2399	T624001340	369.0	$ -	$ -	$ -	$ -	$ -	$ -	$ -	$ -	$ -	$ -	$ -	$ -	$ -	$ -	$ -	$ -
2400	601001342	368.0	$ -	$ -	$ -	$ -	$ -	$ -	$ -	$ -	$ -	$ -	$ -	$ -	$ -	$ -	$ -	$ -
2401	601001342	369.0	$ -	$ -	$ -	$ -	$ -	$ -	$ -	$ -	$ -	$ -	$ -	$ -	$ -	$ -	$ -	$ -
2402	627001343	380.0	$ -	$ -	$ -	$ 7	$ 7	$ 3	$ 10	$ 10	$ 10	$ 24	$ 24	$ 24	$ 27	$ 27	$ 27	$ 32
2403	627001343	380.1	$ -	$ -	$ -	$ 3	$ 3	$ 1	$ 4	$ 4	$ 4	$ 11	$ 11	$ 11	$ 12	$ 12	$ 12	$ 15
2404	T621001344	367.1	$ -	$ -	$ -	$ -	$ -	$ -	$ -	$ -	$ -	$ -	$ -	$ -	$ -	$ -	$ -	$ -
2405	T621001344	368.0	$ -	$ -	$ -	$ -	$ -	$ -	$ -	$ -	$ -	$ -	$ -	$ -	$ -	$ -	$ -	$ -
2406	T621001344	369.0	$ -	$ -	$ -	$ -	$ -	$ -	$ -	$ -	$ -	$ -	$ -	$ -	$ -	$ -	$ -	$ -
2407	T626001345	367.1	$ -	$ -	$ -	$ -	$ -	$ -	$ -	$ -	$ -	$ -	$ -	$ -	$ -	$ -	$ -	$ -
2408	T626001345	368.0	$ -	$ -	$ -	$ -	$ -	$ -	$ -	$ -	$ -	$ -	$ -	$ -	$ -	$ -	$ -	$ -
2409	T626001345	369.0	$ -	$ -	$ -	$ -	$ -	$ -	$ -	$ -	$ -	$ -	$ -	$ -	$ -	$ -	$ -	$ -
2410	T660001346	367.1	$ -	$ -	$ -	$ -	$ -	$ -	$ -	$ -	$ -	$ -	$ -	$ -	$ -	$ -	$ -	$ -
2411	T660001346	368.0	$ -	$ -	$ -	$ -	$ -	$ -	$ -	$ -	$ -	$ -	$ -	$ -	$ -	$ -	$ -	$ -
2412	T660001346	369.0	$ -	$ -	$ -	$ -	$ -	$ -	$ -	$ -	$ -	$ -	$ -	$ -	$ -	$ -	$ -	$ -
2413	610001347	376.1	$ -	$ -	$ -	$ -	$ -	$ -	$ -	$ -	$ -	$ -	$ -	$ -	$ -	$ -	$ -	$ -
2414	610001347	376.2	$ -	$ -	$ -	$ -	$ -	$ -	$ -	$ -	$ -	$ -	$ -	$ -	$ -	$ -	$ -	$ -
2415	610001347	376.4	$ -	$ -	$ -	$ -	$ -	$ -	$ -	$ -	$ -	$ -	$ -	$ -	$ -	$ -	$ -	$ -
2416	610001347	380.0	$ -	$ -	$ -	$ -	$ -	$ -	$ -	$ -	$ -	$ -	$ -	$ -	$ -	$ -	$ -	$ -
2417	601001348	303.3	$ -	$ -	$ -	$ -	$ -	$ -	$ -	$ -	$ -	$ -	$ -	$ -	$ -	$ -	$ -	$ -
2418	T624001349	367.1	$ -	$ -	$ -	$ -	$ -	$ -	$ -	$ -	$ -	$ -	$ -	$ -	$ -	$ -	$ -	$ -
2419	T624001349	368.0	$ -	$ -	$ -	$ -	$ -	$ -	$ -	$ -	$ -	$ -	$ -	$ -	$ -	$ -	$ -	$ -
2420	T624001349	369.0	$ -	$ -	$ -	$ -	$ -	$ -	$ -	$ -	$ -	$ -	$ -	$ -	$ -	$ -	$ -	$ -
2421	T624001354	367.1	$ -	$ -	$ -	$ -	$ -	$ -	$ -	$ -	$ -	$ -	$ -	$ -	$ -	$ -	$ -	$ -
2422	T624001354	368.0	$ -	$ -	$ -	$ -	$ -	$ -	$ -	$ -	$ -	$ -	$ -	$ -	$ -	$ -	$ -	$ -
2423	T624001354	369.0	$ -	$ -	$ -	$ -	$ -	$ -	$ -	$ -	$ -	$ -	$ -	$ -	$ -	$ -	$ -	$ -
2424	T624001355	367.1	$ -	$ -	$ -	$ -	$ -	$ -	$ -	$ -	$ -	$ -	$ -	$ -	$ -	$ -	$ -	$ -
2425	T624001355	368.0	$ -	$ -	$ -	$ -	$ -	$ -	$ -	$ -	$ -	$ -	$ -	$ -	$ -	$ -	$ -	$ -
2426	T624001355	369.0	$ -	$ -	$ -	$ -	$ -	$ -	$ -	$ -	$ -	$ -	$ -	$ -	$ -	$ -	$ -	$ -
2427	610001356	376.1	$ -	$ -	$ 90	$ 90	$ 90	$ 85	$ 85	$ 85	$ 85	$ 85	$ 85	$ 85	$ 85	$ 85	$ 85	$ 85
2428	610001356	376.2	$ -	$ -	$ 550	$ 550	$ 550	$ 572	$ 572	$ 572	$ 572	$ 572	$ 572	$ 572	$ 572	$ 572	$ 572	$ 572
2429	610001356	376.4	$ -	$ -	$ 74	$ 74	$ 74	$ 72	$ 72	$ 72	$ 72	$ 72	$ 72	$ 72	$ 72	$ 72	$ 72	$ 72
2430	610001356	380.0	$ -	$ -	$ 266	$ 266	$ 266	$ 117	$ 117	$ 117	$ 117	$ 117	$ 117	$ 117	$ 117	$ 117	$ 117	$ 117
2431	610001357	376.1	$ -	$ -	$ -	$ -	$ -	$ -	$ -	$ -	$ -	$ -	$ -	$ -	$ -	$ -	$ -	$ -
2432	610001357	376.2	$ -	$ -	$ -	$ -	$ -	$ -	$ -	$ -	$ -	$ -	$ -	$ -	$ -	$ -	$ -	$ -
2433	610001357	376.4	$ -	$ -	$ -	$ -	$ -	$ -	$ -	$ -	$ -	$ -	$ -	$ -	$ -	$ -	$ -	$ -
2434	610001357	380.0	$ -	$ -	$ -	$ -	$ -	$ -	$ -	$ -	$ -	$ -	$ -	$ -	$ -	$ -	$ -	$ -
2435	610001358	376.1	$ -	$ -	$ -	$ -	$ -	$ -	$ -	$ -	$ -	$ -	$ -	$ -	$ -	$ -	$ -	$ -
2436	610001358	376.2	$ -	$ -	$ -	$ -	$ -	$ -	$ -	$ -	$ -	$ -	$ -	$ -	$ -	$ -	$ -	$ -
2437	610001358	376.4	$ -	$ -	$ -	$ -	$ -	$ -	$ -	$ -	$ -	$ -	$ -	$ -	$ -	$ -	$ -	$ -
2438	610001358	380.0	$ -	$ -	$ -	$ -	$ -	$ -	$ -	$ -	$ -	$ -	$ -	$ -	$ -	$ -	$ -	$ -
2439	610001359	376.1	$ -	$ -	$ -	$ -	$ -	$ -	$ -	$ -	$ -	$ -	$ -	$ -	$ -	$ -	$ -	$ -
2440	610001359	376.2	$ -	$ -	$ -	$ -	$ -	$ -	$ -	$ -	$ -	$ -	$ -	$ -	$ -	$ -	$ -	$ -
2441	610001359	376.4	$ -	$ -	$ -	$ -	$ -	$ -	$ -	$ -	$ -	$ -	$ -	$ -	$ -	$ -	$ -	$ -
2442	610001359	380.0	$ -	$ -	$ -	$ -	$ -	$ -	$ -	$ -	$ -	$ -	$ -	$ -	$ -	$ -	$ -	$ -
2443	T680001360	368.0	$ -	$ -	$ -	$ -	$ -	$ -	$ -	$ -	$ -	$ -	$ -	$ -	$ -	$ -	$ -	$ -
2444	T680001360	369.0	$ -	$ -	$ -	$ -	$ -	$ -	$ -	$ -	$ -	$ -	$ -	$ -	$ -	$ -	$ -	$ -
2445	T660001361	367.4	$ -	$ -	$ -	$ -	$ -	$ -	$ -	$ -	$ -	$ -	$ -	$ -	$ -	$ -	$ -	$ -
2446	T610001362	367.4	$ -	$ -	$ -	$ -	$ -	$ -	$ -	$ -	$ -	$ -	$ -	$ -	$ -	$ -	$ -	$ -
2447	624001363	376.1	$ -	$ -	$ -	$ 1	$ 1	$ 1	$ 1	$ 1	$ 1	$ 1	$ 1	$ 1	$ 1	$ 1	$ 1	$ 1

Sponsored by NMGC Witness Erik C. Buchanan

WP Plant 4 Deprec Activity

NEW MEXICO GAS COMPANY, INC.

Depreciation Activity
Base Period - 12 Months Ending March 31, 2023
Future Test Year - 12 Months Ending September 30, 2025

	A	B	S	T	U	V	W	X	Y	Z	AA	AB	AC	AD	AE	AF
1																
2			Activity	Activity	Activity	Activity	Activity	Activity	Activity	Activity	Activity	Activity	Activity	Activity	Activity	Activity
3	Investment Number / Beginning Balance	FERC Account	8/31/2024	9/30/2024	10/31/2024	11/30/2024	12/31/2024	1/31/2025	2/28/2025	3/31/2025	4/30/2025	5/31/2025	6/30/2025	7/31/2025	8/31/2025	9/30/2025
2396	610001339	376.2	$ -	$ -	$ -	$ -	$ -	$ -	$ -	$ -	$ -	$ -	$ -	$ -	$ -	$ -
2397	610001339	376.4	$ -	$ -	$ -	$ -	$ -	$ -	$ -	$ -	$ -	$ -	$ -	$ -	$ -	$ -
2398	T624001340	368.0	$ -	$ -	$ -	$ -	$ -	$ -	$ -	$ -	$ -	$ -	$ -	$ -	$ -	$ -
2399	T624001340	369.0	$ -	$ -	$ -	$ -	$ -	$ -	$ -	$ -	$ -	$ -	$ -	$ -	$ -	$ -
2400	601001342	368.0	$ -	$ -	$ -	$ -	$ -	$ -	$ -	$ -	$ -	$ -	$ -	$ -	$ -	$ -
2401	601001342	369.0	$ -	$ -	$ -	$ -	$ -	$ -	$ -	$ -	$ -	$ -	$ -	$ -	$ -	$ -
2402	627001343	380.0	$ 32	$ 32	$ 38	$ 38	$ 38	$ 55	$ 55	$ 55	$ 57	$ 57	$ 57	$ 62	$ 62	$ 62
2403	627001343	380.1	$ 15	$ 15	$ 17	$ 17	$ 17	$ 25	$ 25	$ 25	$ 26	$ 26	$ 26	$ 28	$ 28	$ 28
2404	T621001344	367.1	$ -	$ -	$ -	$ -	$ -	$ -	$ -	$ -	$ -	$ -	$ -	$ -	$ -	$ -
2405	T621001344	368.0	$ -	$ -	$ -	$ -	$ -	$ -	$ -	$ -	$ -	$ -	$ -	$ -	$ -	$ -
2406	T621001344	369.0	$ -	$ -	$ -	$ -	$ -	$ -	$ -	$ -	$ -	$ -	$ -	$ -	$ -	$ -
2407	T626001345	367.1	$ -	$ -	$ -	$ -	$ -	$ -	$ -	$ -	$ -	$ -	$ -	$ -	$ -	$ -
2408	T626001345	368.0	$ -	$ -	$ -	$ -	$ -	$ -	$ -	$ -	$ -	$ -	$ -	$ -	$ -	$ -
2409	T626001345	369.0	$ -	$ -	$ -	$ -	$ -	$ -	$ -	$ -	$ -	$ -	$ -	$ -	$ -	$ -
2410	T660001346	367.1	$ -	$ -	$ -	$ -	$ -	$ -	$ -	$ -	$ -	$ -	$ -	$ -	$ -	$ -
2411	T660001346	368.0	$ -	$ -	$ -	$ -	$ -	$ -	$ -	$ -	$ -	$ -	$ -	$ -	$ -	$ -
2412	T660001346	369.0	$ -	$ -	$ -	$ -	$ -	$ -	$ -	$ -	$ -	$ -	$ -	$ -	$ -	$ -
2413	610001347	376.1	$ -	$ -	$ -	$ -	$ -	$ -	$ -	$ -	$ -	$ -	$ -	$ -	$ -	$ -
2414	610001347	376.2	$ -	$ -	$ -	$ -	$ -	$ -	$ -	$ -	$ -	$ -	$ -	$ -	$ -	$ -
2415	610001347	376.4	$ -	$ -	$ -	$ -	$ -	$ -	$ -	$ -	$ -	$ -	$ -	$ -	$ -	$ -
2416	610001347	380.0	$ -	$ -	$ -	$ -	$ -	$ -	$ -	$ -	$ -	$ -	$ -	$ -	$ -	$ -
2417	601001348	303.3	$ -	$ -	$ -	$ -	$ -	$ -	$ 1,890	$ 1,890	$ 1,890	$ 1,890	$ 1,890	$ 1,890	$ 1,890	$ 1,890
2418	T624001349	367.1	$ -	$ -	$ -	$ -	$ -	$ -	$ -	$ -	$ -	$ -	$ -	$ -	$ -	$ -
2419	T624001349	368.0	$ -	$ -	$ -	$ -	$ -	$ -	$ -	$ -	$ -	$ -	$ -	$ -	$ -	$ -
2420	T624001349	369.0	$ -	$ -	$ -	$ -	$ -	$ -	$ -	$ -	$ -	$ -	$ -	$ -	$ -	$ -
2421	T624001354	367.1	$ -	$ -	$ -	$ -	$ -	$ -	$ -	$ -	$ -	$ -	$ -	$ -	$ -	$ -
2422	T624001354	368.0	$ -	$ -	$ -	$ -	$ -	$ -	$ -	$ -	$ -	$ -	$ -	$ -	$ -	$ -
2423	T624001354	369.0	$ -	$ -	$ -	$ -	$ -	$ -	$ -	$ -	$ -	$ -	$ -	$ -	$ -	$ -
2424	T624001355	367.1	$ -	$ -	$ -	$ -	$ -	$ -	$ -	$ -	$ -	$ -	$ -	$ -	$ -	$ -
2425	T624001355	368.0	$ -	$ -	$ -	$ -	$ -	$ -	$ -	$ -	$ -	$ -	$ -	$ -	$ -	$ -
2426	T624001355	369.0	$ -	$ -	$ -	$ -	$ -	$ -	$ -	$ -	$ -	$ -	$ -	$ -	$ -	$ -
2427	610001356	376.1	$ 85	$ 85	$ 85	$ 85	$ 85	$ 85	$ 85	$ 85	$ 85	$ 85	$ 85	$ 85	$ 85	$ 85
2428	610001356	376.2	$ 572	$ 572	$ 572	$ 572	$ 572	$ 572	$ 572	$ 572	$ 572	$ 572	$ 572	$ 572	$ 572	$ 572
2429	610001356	376.4	$ 72	$ 72	$ 72	$ 72	$ 72	$ 72	$ 72	$ 72	$ 72	$ 72	$ 72	$ 72	$ 72	$ 72
2430	610001356	380.0	$ 117	$ 117	$ 117	$ 117	$ 117	$ 117	$ 117	$ 117	$ 117	$ 117	$ 117	$ 117	$ 117	$ 117
2431	610001357	376.1	$ -	$ -	$ -	$ -	$ -	$ -	$ -	$ -	$ -	$ -	$ -	$ -	$ -	$ -
2432	610001357	376.2	$ -	$ -	$ -	$ -	$ -	$ -	$ -	$ -	$ -	$ -	$ -	$ -	$ -	$ -
2433	610001357	376.4	$ -	$ -	$ -	$ -	$ -	$ -	$ -	$ -	$ -	$ -	$ -	$ -	$ -	$ -
2434	610001357	380.0	$ -	$ -	$ -	$ -	$ -	$ -	$ -	$ -	$ -	$ -	$ -	$ -	$ -	$ -
2435	610001358	376.1	$ -	$ -	$ -	$ -	$ -	$ -	$ -	$ -	$ -	$ -	$ -	$ -	$ -	$ -
2436	610001358	376.2	$ -	$ -	$ -	$ -	$ -	$ -	$ -	$ -	$ -	$ -	$ -	$ -	$ -	$ -
2437	610001358	376.4	$ -	$ -	$ -	$ -	$ -	$ -	$ -	$ -	$ -	$ -	$ -	$ -	$ -	$ -
2438	610001358	380.0	$ -	$ -	$ -	$ -	$ -	$ -	$ -	$ -	$ -	$ -	$ -	$ -	$ -	$ -
2439	610001359	376.1	$ -	$ -	$ -	$ -	$ -	$ -	$ -	$ -	$ -	$ -	$ -	$ 256	$ 256	$ 256
2440	610001359	376.2	$ -	$ -	$ -	$ -	$ -	$ -	$ -	$ -	$ -	$ -	$ -	$ 264	$ 264	$ 264
2441	610001359	376.4	$ -	$ -	$ -	$ -	$ -	$ -	$ -	$ -	$ -	$ -	$ -	$ 107	$ 107	$ 107
2442	610001359	380.0	$ -	$ -	$ -	$ -	$ -	$ -	$ -	$ -	$ -	$ -	$ -	$ 29	$ 29	$ 29
2443	T680001360	368.0	$ -	$ -	$ -	$ -	$ -	$ -	$ -	$ -	$ -	$ -	$ -	$ -	$ -	$ -
2444	T680001360	369.0	$ -	$ -	$ -	$ -	$ -	$ -	$ -	$ -	$ -	$ -	$ -	$ -	$ -	$ -
2445	T660001361	367.4	$ -	$ -	$ -	$ -	$ -	$ -	$ -	$ -	$ -	$ -	$ -	$ -	$ -	$ -
2446	T610001362	367.4	$ -	$ -	$ -	$ -	$ -	$ -	$ -	$ -	$ -	$ -	$ -	$ -	$ -	$ -
2447	624001363	376.1	$ 1	$ 1	$ 1	$ 1	$ 1	$ 1	$ 1	$ 1	$ 1	$ 1	$ 1	$ 1	$ 1	$ 1

Sponsored by NMGC Witness Erik C. Buchanan

WP Plant 4 Deprec Activity

NEW MEXICO GAS COMPANY, INC.

Depreciation Activity
Base Period - 12 Months Ending March 31, 2023
Future Test Year - 12 Months Ending September 30, 2025

	A	B	C	D	E	F	G	H	I	J	K	L	M	N	O	P	Q	R
1																		
2			Activity	Activity	Activity	Activity	Activity	Activity	Activity	Activity	Activity	Activity	Activity	Activity	Activity	Activity	Activity	Activity
3	Investment Number / Beginning Balance	FERC Account	4/30/2023	5/31/2023	6/30/2023	7/31/2023	8/31/2023	9/30/2023	10/31/2023	11/30/2023	12/31/2023	1/31/2024	2/29/2024	3/31/2024	4/30/2024	5/31/2024	6/30/2024	7/31/2024
2448	624001363	376.2	$ -	$ -	$ -	$ 0	$ 0	$ 1	$ 1	$ 1	$ 1	$ 1	$ 1	$ 1	$ 1	$ 1	$ 1	$ 1
2449	624001363	376.4	$ -	$ -	$ -	$ 1	$ 1	$ 1	$ 1	$ 1	$ 1	$ 1	$ 1	$ 1	$ 1	$ 1	$ 1	$ 1
2450	T660001364	368.0	$ -	$ -	$ -	$ -	$ -	$ -	$ -	$ -	$ -	$ -	$ -	$ -	$ -	$ -	$ -	$ -
2451	T660001364	369.0	$ -	$ -	$ -	$ -	$ -	$ -	$ -	$ -	$ -	$ -	$ -	$ -	$ -	$ -	$ -	$ -
2452	T610001365	367.1	$ -	$ -	$ -	$ -	$ -	$ -	$ -	$ -	$ -	$ -	$ -	$ -	$ -	$ -	$ -	$ -
2453	T610001365	368.0	$ -	$ -	$ -	$ -	$ -	$ -	$ -	$ -	$ -	$ -	$ -	$ -	$ -	$ -	$ -	$ -
2454	T610001365	369.0	$ -	$ -	$ -	$ -	$ -	$ -	$ -	$ -	$ -	$ -	$ -	$ -	$ -	$ -	$ -	$ -
2455	T610001368	367.1	$ -	$ -	$ -	$ -	$ -	$ -	$ -	$ -	$ -	$ -	$ -	$ -	$ -	$ -	$ -	$ -
2456	T610001368	368.0	$ -	$ -	$ -	$ -	$ -	$ -	$ -	$ -	$ -	$ -	$ -	$ -	$ -	$ -	$ -	$ -
2457	T610001368	369.0	$ -	$ -	$ -	$ -	$ -	$ -	$ -	$ -	$ -	$ -	$ -	$ -	$ -	$ -	$ -	$ -
2458	T610001369	367.1	$ -	$ -	$ -	$ -	$ -	$ -	$ -	$ -	$ -	$ -	$ -	$ -	$ -	$ -	$ -	$ -
2459	T610001369	368.0	$ -	$ -	$ -	$ -	$ -	$ -	$ -	$ -	$ -	$ -	$ -	$ -	$ -	$ -	$ -	$ -
2460	T610001369	369.0	$ -	$ -	$ -	$ -	$ -	$ -	$ -	$ -	$ -	$ -	$ -	$ -	$ -	$ -	$ -	$ -
2461	T610001370	367.1	$ -	$ -	$ -	$ -	$ -	$ -	$ -	$ -	$ -	$ -	$ -	$ -	$ -	$ -	$ -	$ -
2462	T610001370	368.0	$ -	$ -	$ -	$ -	$ -	$ -	$ -	$ -	$ -	$ -	$ -	$ -	$ -	$ -	$ -	$ -
2463	T610001370	369.0	$ -	$ -	$ -	$ -	$ -	$ -	$ -	$ -	$ -	$ -	$ -	$ -	$ -	$ -	$ -	$ -
2464	T610001371	367.1	$ -	$ -	$ -	$ -	$ -	$ -	$ -	$ -	$ -	$ -	$ -	$ -	$ -	$ -	$ -	$ -
2465	T610001371	368.0	$ -	$ -	$ -	$ -	$ -	$ -	$ -	$ -	$ -	$ -	$ -	$ -	$ -	$ -	$ -	$ -
2466	T610001371	369.0	$ -	$ -	$ -	$ -	$ -	$ -	$ -	$ -	$ -	$ -	$ -	$ -	$ -	$ -	$ -	$ -
2467	T610001372	367.1	$ -	$ -	$ -	$ -	$ -	$ -	$ -	$ -	$ -	$ -	$ -	$ -	$ -	$ -	$ -	$ -
2468	T610001372	368.0	$ -	$ -	$ -	$ -	$ -	$ -	$ -	$ -	$ -	$ -	$ -	$ -	$ -	$ -	$ -	$ -
2469	T610001372	369.0	$ -	$ -	$ -	$ -	$ -	$ -	$ -	$ -	$ -	$ -	$ -	$ -	$ -	$ -	$ -	$ -
2470	T624001373	367.1	$ -	$ -	$ -	$ -	$ -	$ -	$ -	$ -	$ -	$ -	$ -	$ -	$ -	$ -	$ -	$ -
2471	T624001373	368.0	$ -	$ -	$ -	$ -	$ -	$ -	$ -	$ -	$ -	$ -	$ -	$ -	$ -	$ -	$ -	$ -
2472	T624001373	369.0	$ -	$ -	$ -	$ -	$ -	$ -	$ -	$ -	$ -	$ -	$ -	$ -	$ -	$ -	$ -	$ -
2473	T624001374	367.1	$ -	$ -	$ 128	$ 128	$ 128	$ 113	$ 113	$ 113	$ 113	$ 113	$ 113	$ 113	$ 113	$ 113	$ 113	$ 113
2474	T624001374	368.0	$ -	$ -	$ 20	$ 20	$ 20	$ 22	$ 22	$ 22	$ 22	$ 22	$ 22	$ 22	$ 22	$ 22	$ 22	$ 22
2475	T624001374	369.0	$ -	$ -	$ 40	$ 40	$ 40	$ 45	$ 45	$ 45	$ 45	$ 45	$ 45	$ 45	$ 45	$ 45	$ 45	$ 45
2476	T624001375	367.1	$ -	$ -	$ -	$ -	$ -	$ -	$ -	$ -	$ -	$ -	$ -	$ -	$ -	$ -	$ -	$ -
2477	T624001375	368.0	$ -	$ -	$ -	$ -	$ -	$ -	$ -	$ -	$ -	$ -	$ -	$ -	$ -	$ -	$ -	$ -
2478	T624001375	369.0	$ -	$ -	$ -	$ -	$ -	$ -	$ -	$ -	$ -	$ -	$ -	$ -	$ -	$ -	$ -	$ -
2479	T624001376	367.1	$ -	$ -	$ -	$ -	$ -	$ -	$ -	$ -	$ -	$ -	$ -	$ -	$ -	$ -	$ -	$ -
2480	T624001376	368.0	$ -	$ -	$ -	$ -	$ -	$ -	$ -	$ -	$ -	$ -	$ -	$ -	$ -	$ -	$ -	$ -
2481	T624001376	369.0	$ -	$ -	$ -	$ -	$ -	$ -	$ -	$ -	$ -	$ -	$ -	$ -	$ -	$ -	$ -	$ -
2482	T624001377	367.1	$ -	$ -	$ -	$ -	$ -	$ -	$ -	$ -	$ -	$ -	$ -	$ -	$ -	$ -	$ -	$ -
2483	T624001377	368.0	$ -	$ -	$ -	$ -	$ -	$ -	$ -	$ -	$ -	$ -	$ -	$ -	$ -	$ -	$ -	$ -
2484	T624001377	369.0	$ -	$ -	$ -	$ -	$ -	$ -	$ -	$ -	$ -	$ -	$ -	$ -	$ -	$ -	$ -	$ -
2485	T624001378	367.4	$ -	$ -	$ -	$ -	$ -	$ -	$ -	$ -	$ -	$ -	$ -	$ -	$ -	$ -	$ -	$ -
2486	T610001379	367.1	$ -	$ -	$ -	$ -	$ -	$ -	$ -	$ -	$ -	$ -	$ -	$ -	$ -	$ -	$ -	$ -
2487	T610001379	368.0	$ -	$ -	$ -	$ -	$ -	$ -	$ -	$ -	$ -	$ -	$ -	$ -	$ -	$ -	$ -	$ -
2488	T610001379	369.0	$ -	$ -	$ -	$ -	$ -	$ -	$ -	$ -	$ -	$ -	$ -	$ -	$ -	$ -	$ -	$ -
2489	T610001381	368.0	$ -	$ -	$ -	$ -	$ -	$ -	$ -	$ -	$ -	$ -	$ -	$ -	$ -	$ -	$ -	$ -
2490	T610001381	369.0	$ -	$ -	$ -	$ -	$ -	$ -	$ -	$ -	$ -	$ -	$ -	$ -	$ -	$ -	$ -	$ -
2491	T624001382	367.1	$ -	$ -	$ -	$ -	$ -	$ -	$ -	$ -	$ -	$ -	$ -	$ -	$ -	$ -	$ -	$ -
2492	T624001382	368.0	$ -	$ -	$ -	$ -	$ -	$ -	$ -	$ -	$ -	$ -	$ -	$ -	$ -	$ -	$ -	$ -
2493	T624001382	369.0	$ -	$ -	$ -	$ -	$ -	$ -	$ -	$ -	$ -	$ -	$ -	$ -	$ -	$ -	$ -	$ -
2494	T624001383	367.1	$ -	$ -	$ -	$ -	$ -	$ -	$ -	$ -	$ -	$ -	$ -	$ -	$ -	$ -	$ -	$ -
2495	T624001383	368.0	$ -	$ -	$ -	$ -	$ -	$ -	$ -	$ -	$ -	$ -	$ -	$ -	$ -	$ -	$ -	$ -
2496	T624001383	369.0	$ -	$ -	$ -	$ -	$ -	$ -	$ -	$ -	$ -	$ -	$ -	$ -	$ -	$ -	$ -	$ -
2497	T624001384	367.1	$ -	$ -	$ -	$ -	$ -	$ -	$ -	$ -	$ -	$ -	$ -	$ -	$ -	$ -	$ -	$ -
2498	T624001384	368.0	$ -	$ -	$ -	$ -	$ -	$ -	$ -	$ -	$ -	$ -	$ -	$ -	$ -	$ -	$ -	$ -
2499	T624001384	369.0	$ -	$ -	$ -	$ -	$ -	$ -	$ -	$ -	$ -	$ -	$ -	$ -	$ -	$ -	$ -	$ -

NEW MEXICO GAS COMPANY, INC.

Depreciation Activity
Base Period - 12 Months Ending March 31, 2023
Future Test Year - 12 Months Ending September 30, 2025

	A	B	S	T	U	V	W	X	Y	Z	AA	AB	AC	AD	AE	AF
1																
2			Activity	Activity	Activity	Activity	Activity	Activity	Activity	Activity	Activity	Activity	Activity	Activity	Activity	Activity
3	Investment Number / Beginning Balance	FERC Account	8/31/2024	9/30/2024	10/31/2024	11/30/2024	12/31/2024	1/31/2025	2/28/2025	3/31/2025	4/30/2025	5/31/2025	6/30/2025	7/31/2025	8/31/2025	9/30/2025
2448	624001363	376.2	$ 1	$ 1	$ 1	$ 1	$ 1	$ 1	$ 1	$ 1	$ 1	$ 1	$ 1	$ 1	$ 1	$ 1
2449	624001363	376.4	$ 1	$ 1	$ 1	$ 1	$ 1	$ 1	$ 1	$ 1	$ 1	$ 1	$ 1	$ 1	$ 1	$ 1
2450	T660001364	368.0	$ -	$ -	$ -	$ -	$ -	$ -	$ -	$ -	$ -	$ -	$ -	$ -	$ -	$ -
2451	T660001364	369.0	$ -	$ -	$ -	$ -	$ -	$ -	$ -	$ -	$ -	$ -	$ -	$ -	$ -	$ -
2452	T610001365	367.1	$ -	$ -	$ -	$ -	$ -	$ -	$ -	$ -	$ -	$ -	$ -	$ -	$ -	$ -
2453	T610001365	368.0	$ -	$ -	$ -	$ -	$ -	$ -	$ -	$ -	$ -	$ -	$ -	$ -	$ -	$ -
2454	T610001365	369.0	$ -	$ -	$ -	$ -	$ -	$ -	$ -	$ -	$ -	$ -	$ -	$ -	$ -	$ -
2455	T610001368	367.1	$ -	$ -	$ -	$ -	$ -	$ -	$ -	$ -	$ -	$ -	$ -	$ -	$ -	$ -
2456	T610001368	368.0	$ -	$ -	$ -	$ -	$ -	$ -	$ -	$ -	$ -	$ -	$ -	$ -	$ -	$ -
2457	T610001368	369.0	$ -	$ -	$ -	$ -	$ -	$ -	$ -	$ -	$ -	$ -	$ -	$ -	$ -	$ -
2458	T610001369	367.1	$ -	$ -	$ -	$ -	$ -	$ -	$ -	$ -	$ -	$ -	$ -	$ -	$ -	$ -
2459	T610001369	368.0	$ -	$ -	$ -	$ -	$ -	$ -	$ -	$ -	$ -	$ -	$ -	$ -	$ -	$ -
2460	T610001369	369.0	$ -	$ -	$ -	$ -	$ -	$ -	$ -	$ -	$ -	$ -	$ -	$ -	$ -	$ -
2461	T610001370	367.1	$ -	$ -	$ -	$ -	$ -	$ -	$ -	$ -	$ -	$ -	$ -	$ -	$ -	$ -
2462	T610001370	368.0	$ -	$ -	$ -	$ -	$ -	$ -	$ -	$ -	$ -	$ -	$ -	$ -	$ -	$ -
2463	T610001370	369.0	$ -	$ -	$ -	$ -	$ -	$ -	$ -	$ -	$ -	$ -	$ -	$ -	$ -	$ -
2464	T610001371	367.1	$ -	$ -	$ -	$ -	$ -	$ -	$ -	$ -	$ -	$ -	$ -	$ -	$ -	$ -
2465	T610001371	368.0	$ -	$ -	$ -	$ -	$ -	$ -	$ -	$ -	$ -	$ -	$ -	$ -	$ -	$ -
2466	T610001371	369.0	$ -	$ -	$ -	$ -	$ -	$ -	$ -	$ -	$ -	$ -	$ -	$ -	$ -	$ -
2467	T610001372	367.1	$ -	$ -	$ -	$ -	$ -	$ -	$ -	$ -	$ -	$ -	$ -	$ -	$ -	$ -
2468	T610001372	368.0	$ -	$ -	$ -	$ -	$ -	$ -	$ -	$ -	$ -	$ -	$ -	$ -	$ -	$ -
2469	T610001372	369.0	$ -	$ -	$ -	$ -	$ -	$ -	$ -	$ -	$ -	$ -	$ -	$ -	$ -	$ -
2470	T624001373	367.1	$ -	$ -	$ -	$ -	$ -	$ -	$ -	$ -	$ -	$ -	$ -	$ -	$ -	$ -
2471	T624001373	368.0	$ -	$ -	$ -	$ -	$ -	$ -	$ -	$ -	$ -	$ -	$ -	$ -	$ -	$ -
2472	T624001373	369.0	$ -	$ -	$ -	$ -	$ -	$ -	$ -	$ -	$ -	$ -	$ -	$ -	$ -	$ -
2473	T624001374	367.1	$ 113	$ 113	$ 113	$ 113	$ 113	$ 113	$ 113	$ 113	$ 113	$ 113	$ 113	$ 113	$ 113	$ 113
2474	T624001374	368.0	$ 22	$ 22	$ 22	$ 22	$ 22	$ 22	$ 22	$ 22	$ 22	$ 22	$ 22	$ 22	$ 22	$ 22
2475	T624001374	369.0	$ 45	$ 45	$ 45	$ 45	$ 45	$ 45	$ 45	$ 45	$ 45	$ 45	$ 45	$ 45	$ 45	$ 45
2476	T624001375	367.1	$ -	$ -	$ -	$ -	$ -	$ -	$ -	$ -	$ -	$ -	$ -	$ -	$ -	$ -
2477	T624001375	368.0	$ -	$ -	$ -	$ -	$ -	$ -	$ -	$ -	$ -	$ -	$ -	$ -	$ -	$ -
2478	T624001375	369.0	$ -	$ -	$ -	$ -	$ -	$ -	$ -	$ -	$ -	$ -	$ -	$ -	$ -	$ -
2479	T624001376	367.1	$ -	$ -	$ -	$ -	$ -	$ -	$ -	$ -	$ -	$ -	$ -	$ -	$ -	$ -
2480	T624001376	368.0	$ -	$ -	$ -	$ -	$ -	$ -	$ -	$ -	$ -	$ -	$ -	$ -	$ -	$ -
2481	T624001376	369.0	$ -	$ -	$ -	$ -	$ -	$ -	$ -	$ -	$ -	$ -	$ -	$ -	$ -	$ -
2482	T624001377	367.1	$ -	$ -	$ -	$ -	$ -	$ -	$ -	$ -	$ -	$ -	$ -	$ -	$ -	$ -
2483	T624001377	368.0	$ -	$ -	$ -	$ -	$ -	$ -	$ -	$ -	$ -	$ -	$ -	$ -	$ -	$ -
2484	T624001377	369.0	$ -	$ -	$ -	$ -	$ -	$ -	$ -	$ -	$ -	$ -	$ -	$ -	$ -	$ -
2485	T624001378	367.4	$ -	$ -	$ -	$ -	$ -	$ -	$ -	$ -	$ -	$ -	$ -	$ -	$ -	$ -
2486	T610001379	367.1	$ -	$ -	$ -	$ -	$ -	$ -	$ -	$ -	$ -	$ -	$ -	$ -	$ -	$ -
2487	T610001379	368.0	$ -	$ -	$ -	$ -	$ -	$ -	$ -	$ -	$ -	$ -	$ -	$ -	$ -	$ -
2488	T610001379	369.0	$ -	$ -	$ -	$ -	$ -	$ -	$ -	$ -	$ -	$ -	$ -	$ -	$ -	$ -
2489	T610001381	368.0	$ -	$ -	$ -	$ -	$ -	$ -	$ -	$ -	$ -	$ -	$ -	$ -	$ -	$ -
2490	T610001381	369.0	$ -	$ -	$ -	$ -	$ -	$ -	$ -	$ -	$ -	$ -	$ -	$ -	$ -	$ -
2491	T624001382	367.1	$ -	$ -	$ -	$ -	$ -	$ -	$ -	$ -	$ -	$ -	$ -	$ -	$ -	$ -
2492	T624001382	368.0	$ -	$ -	$ -	$ -	$ -	$ -	$ -	$ -	$ -	$ -	$ -	$ -	$ -	$ -
2493	T624001382	369.0	$ -	$ -	$ -	$ -	$ -	$ -	$ -	$ -	$ -	$ -	$ -	$ -	$ -	$ -
2494	T624001383	367.1	$ -	$ -	$ -	$ -	$ -	$ -	$ -	$ -	$ -	$ -	$ -	$ -	$ -	$ -
2495	T624001383	368.0	$ -	$ -	$ -	$ -	$ -	$ -	$ -	$ -	$ -	$ -	$ -	$ -	$ -	$ -
2496	T624001383	369.0	$ -	$ -	$ -	$ -	$ -	$ -	$ -	$ -	$ -	$ -	$ -	$ -	$ -	$ -
2497	T624001384	367.1	$ -	$ -	$ -	$ -	$ -	$ -	$ -	$ -	$ -	$ -	$ -	$ -	$ -	$ -
2498	T624001384	368.0	$ -	$ -	$ -	$ -	$ -	$ -	$ -	$ -	$ -	$ -	$ -	$ -	$ -	$ -
2499	T624001384	369.0	$ -	$ -	$ -	$ -	$ -	$ -	$ -	$ -	$ -	$ -	$ -	$ -	$ -	$ -

Sponsored by NMGC Witness Erik C. Buchanan

NEW MEXICO GAS COMPANY, INC.

Depreciation Activity
Base Period - 12 Months Ending March 31, 2023
Future Test Year - 12 Months Ending September 30, 2025

	A	B	C	D	E	F	G	H	I	J	K	L	M	N	O	P	Q	R
1																		
2			Activity	Activity	Activity	Activity	Activity	Activity	Activity	Activity	Activity	Activity	Activity	Activity	Activity	Activity	Activity	Activity
3	Investment Number / Beginning Balance	FERC Account	4/30/2023	5/31/2023	6/30/2023	7/31/2023	8/31/2023	9/30/2023	10/31/2023	11/30/2023	12/31/2023	1/31/2024	2/29/2024	3/31/2024	4/30/2024	5/31/2024	6/30/2024	7/31/2024
2500	T624001385	367.1	$ -	$ -	$ -	$ -	$ -	$ -	$ -	$ -	$ -	$ -	$ -	$ -	$ -	$ -	$ -	$ -
2501	T624001385	368.0	$ -	$ -	$ -	$ -	$ -	$ -	$ -	$ -	$ -	$ -	$ -	$ -	$ -	$ -	$ -	$ -
2502	T624001385	369.0	$ -	$ -	$ -	$ -	$ -	$ -	$ -	$ -	$ -	$ -	$ -	$ -	$ -	$ -	$ -	$ -
2503	T624001386	367.1	$ -	$ -	$ -	$ -	$ -	$ -	$ -	$ -	$ -	$ -	$ -	$ -	$ -	$ -	$ -	$ -
2504	T624001386	368.0	$ -	$ -	$ -	$ -	$ -	$ -	$ -	$ -	$ -	$ -	$ -	$ -	$ -	$ -	$ -	$ -
2505	T624001386	369.0	$ -	$ -	$ -	$ -	$ -	$ -	$ -	$ -	$ -	$ -	$ -	$ -	$ -	$ -	$ -	$ -
2506	T624001387	367.1	$ -	$ -	$ -	$ -	$ -	$ -	$ -	$ -	$ -	$ -	$ -	$ -	$ -	$ -	$ -	$ -
2507	T624001387	368.0	$ -	$ -	$ -	$ -	$ -	$ -	$ -	$ -	$ -	$ -	$ -	$ -	$ -	$ -	$ -	$ -
2508	T624001387	369.0	$ -	$ -	$ -	$ -	$ -	$ -	$ -	$ -	$ -	$ -	$ -	$ -	$ -	$ -	$ -	$ -
2509	T610001388	367.1	$ -	$ -	$ -	$ -	$ -	$ -	$ -	$ -	$ -	$ -	$ -	$ -	$ -	$ -	$ -	$ -
2510	T610001388	368.0	$ -	$ -	$ -	$ -	$ -	$ -	$ -	$ -	$ -	$ -	$ -	$ -	$ -	$ -	$ -	$ -
2511	T610001388	369.0	$ -	$ -	$ -	$ -	$ -	$ -	$ -	$ -	$ -	$ -	$ -	$ -	$ -	$ -	$ -	$ -
2512	T610001389	367.1	$ -	$ -	$ -	$ -	$ -	$ -	$ -	$ -	$ -	$ -	$ -	$ -	$ -	$ -	$ -	$ -
2513	T610001389	368.0	$ -	$ -	$ -	$ -	$ -	$ -	$ -	$ -	$ -	$ -	$ -	$ -	$ -	$ -	$ -	$ -
2514	T610001389	369.0	$ -	$ -	$ -	$ -	$ -	$ -	$ -	$ -	$ -	$ -	$ -	$ -	$ -	$ -	$ -	$ -
2515	T660001390	367.1	$ -	$ -	$ -	$ -	$ -	$ -	$ -	$ -	$ -	$ -	$ -	$ -	$ -	$ -	$ -	$ -
2516	T660001390	368.0	$ -	$ -	$ -	$ -	$ -	$ -	$ -	$ -	$ -	$ -	$ -	$ -	$ -	$ -	$ -	$ -
2517	T660001390	369.0	$ -	$ -	$ -	$ -	$ -	$ -	$ -	$ -	$ -	$ -	$ -	$ -	$ -	$ -	$ -	$ -
2518	T680001397	367.1	$ -	$ -	$ -	$ -	$ -	$ -	$ -	$ -	$ -	$ -	$ -	$ -	$ -	$ -	$ -	$ -
2519	T680001397	368.0	$ -	$ -	$ -	$ -	$ -	$ -	$ -	$ -	$ -	$ -	$ -	$ -	$ -	$ -	$ -	$ -
2520	T680001397	369.0	$ -	$ -	$ -	$ -	$ -	$ -	$ -	$ -	$ -	$ -	$ -	$ -	$ -	$ -	$ -	$ -
2521	T624001399	367.1	$ -	$ -	$ -	$ -	$ -	$ -	$ -	$ -	$ -	$ -	$ -	$ -	$ -	$ -	$ -	$ -
2522	T624001399	368.0	$ -	$ -	$ -	$ -	$ -	$ -	$ -	$ -	$ -	$ -	$ -	$ -	$ -	$ -	$ -	$ -
2523	T624001399	369.0	$ -	$ -	$ -	$ -	$ -	$ -	$ -	$ -	$ -	$ -	$ -	$ -	$ -	$ -	$ -	$ -
2524	T624001400	367.1	$ -	$ -	$ -	$ -	$ -	$ -	$ -	$ -	$ -	$ -	$ -	$ -	$ -	$ -	$ -	$ -
2525	T624001400	368.0	$ -	$ -	$ -	$ -	$ -	$ -	$ -	$ -	$ -	$ -	$ -	$ -	$ -	$ -	$ -	$ -
2526	T624001400	369.0	$ -	$ -	$ -	$ -	$ -	$ -	$ -	$ -	$ -	$ -	$ -	$ -	$ -	$ -	$ -	$ -
2527	T624001401	367.1	$ -	$ -	$ -	$ -	$ -	$ -	$ -	$ -	$ -	$ -	$ -	$ -	$ -	$ -	$ -	$ -
2528	T624001401	368.0	$ -	$ -	$ -	$ -	$ -	$ -	$ -	$ -	$ -	$ -	$ -	$ -	$ -	$ -	$ -	$ -
2529	T624001401	369.0	$ -	$ -	$ -	$ -	$ -	$ -	$ -	$ -	$ -	$ -	$ -	$ -	$ -	$ -	$ -	$ -
2530	T624001402	367.1	$ -	$ -	$ -	$ -	$ -	$ -	$ -	$ -	$ -	$ -	$ -	$ -	$ -	$ -	$ -	$ -
2531	T624001402	368.0	$ -	$ -	$ -	$ -	$ -	$ -	$ -	$ -	$ -	$ -	$ -	$ -	$ -	$ -	$ -	$ -
2532	T624001402	369.0	$ -	$ -	$ -	$ -	$ -	$ -	$ -	$ -	$ -	$ -	$ -	$ -	$ -	$ -	$ -	$ -
2533	T680001403	367.1	$ -	$ -	$ -	$ -	$ -	$ -	$ -	$ -	$ -	$ -	$ -	$ -	$ -	$ -	$ -	$ -
2534	T680001403	368.0	$ -	$ -	$ -	$ -	$ -	$ -	$ -	$ -	$ -	$ -	$ -	$ -	$ -	$ -	$ -	$ -
2535	T680001403	369.0	$ -	$ -	$ -	$ -	$ -	$ -	$ -	$ -	$ -	$ -	$ -	$ -	$ -	$ -	$ -	$ -
2536	T680001404	367.1	$ -	$ -	$ -	$ -	$ -	$ -	$ -	$ -	$ -	$ -	$ -	$ -	$ -	$ -	$ -	$ -
2537	T680001404	368.0	$ -	$ -	$ -	$ -	$ -	$ -	$ -	$ -	$ -	$ -	$ -	$ -	$ -	$ -	$ -	$ -
2538	T680001404	369.0	$ -	$ -	$ -	$ -	$ -	$ -	$ -	$ -	$ -	$ -	$ -	$ -	$ -	$ -	$ -	$ -
2539	T626001405	368.0	$ -	$ -	$ -	$ -	$ -	$ -	$ -	$ -	$ -	$ -	$ -	$ -	$ -	$ -	$ -	$ -
2540	T626001405	369.0	$ -	$ -	$ -	$ -	$ -	$ -	$ -	$ -	$ -	$ -	$ -	$ -	$ -	$ -	$ -	$ -
2541	T610001406	367.1	$ -	$ -	$ 4	$ 4	$ 4	$ 4	$ 4	$ 4	$ 4	$ 4	$ 4	$ 4	$ 4	$ 4	$ 4	$ 4
2542	T610001406	368.0	$ -	$ -	$ 1	$ 1	$ 1	$ 1	$ 1	$ 1	$ 1	$ 1	$ 1	$ 1	$ 1	$ 1	$ 1	$ 1
2543	T610001406	369.0	$ -	$ -	$ 1	$ 1	$ 1	$ 1	$ 1	$ 1	$ 1	$ 1	$ 1	$ 1	$ 1	$ 1	$ 1	$ 1
2544	T624001408	368.0	$ -	$ -	$ -	$ -	$ -	$ -	$ -	$ -	$ -	$ -	$ -	$ -	$ -	$ -	$ -	$ -
2545	T624001408	369.0	$ -	$ -	$ -	$ -	$ -	$ -	$ -	$ -	$ -	$ -	$ -	$ -	$ -	$ -	$ -	$ -
2546	T680001409	367.1	$ -	$ -	$ -	$ -	$ -	$ -	$ -	$ -	$ -	$ -	$ -	$ -	$ -	$ -	$ -	$ -
2547	T680001409	368.0	$ -	$ -	$ -	$ -	$ -	$ -	$ -	$ -	$ -	$ -	$ -	$ -	$ -	$ -	$ -	$ -
2548	T680001409	369.0	$ -	$ -	$ -	$ -	$ -	$ -	$ -	$ -	$ -	$ -	$ -	$ -	$ -	$ -	$ -	$ -
2549	T624001410	369.0	$ -	$ -	$ -	$ -	$ -	$ -	$ -	$ -	$ -	$ -	$ -	$ -	$ -	$ -	$ -	$ -
2550	T680001411	368.0	$ -	$ -	$ -	$ -	$ -	$ -	$ -	$ -	$ -	$ -	$ -	$ -	$ -	$ -	$ -	$ -
2551	T680001411	369.0	$ -	$ -	$ -	$ -	$ -	$ -	$ -	$ -	$ -	$ -	$ -	$ -	$ -	$ -	$ -	$ -

NEW MEXICO GAS COMPANY, INC.

Depreciation Activity
Base Period - 12 Months Ending March 31, 2023
Future Test Year - 12 Months Ending September 30, 2025

	A	B	S	T	U	V	W	X	Y	Z	AA	AB	AC	AD	AE	AF
1																
2			Activity	Activity	Activity	Activity	Activity	Activity	Activity	Activity	Activity	Activity	Activity	Activity	Activity	Activity
3	Investment Number / Beginning Balance	FERC Account	8/31/2024	9/30/2024	10/31/2024	11/30/2024	12/31/2024	1/31/2025	2/28/2025	3/31/2025	4/30/2025	5/31/2025	6/30/2025	7/31/2025	8/31/2025	9/30/2025
2500	T624001385	367.1	$ -	$ -	$ -	$ -	$ -	$ -	$ -	$ -	$ -	$ -	$ -	$ -	$ -	$ -
2501	T624001385	368.0	$ -	$ -	$ -	$ -	$ -	$ -	$ -	$ -	$ -	$ -	$ -	$ -	$ -	$ -
2502	T624001385	369.0	$ -	$ -	$ -	$ -	$ -	$ -	$ -	$ -	$ -	$ -	$ -	$ -	$ -	$ -
2503	T624001386	367.1	$ -	$ -	$ -	$ -	$ -	$ -	$ -	$ -	$ -	$ -	$ -	$ -	$ -	$ -
2504	T624001386	368.0	$ -	$ -	$ -	$ -	$ -	$ -	$ -	$ -	$ -	$ -	$ -	$ -	$ -	$ -
2505	T624001386	369.0	$ -	$ -	$ -	$ -	$ -	$ -	$ -	$ -	$ -	$ -	$ -	$ -	$ -	$ -
2506	T624001387	367.1	$ -	$ -	$ -	$ -	$ -	$ -	$ -	$ -	$ -	$ -	$ -	$ -	$ -	$ -
2507	T624001387	368.0	$ -	$ -	$ -	$ -	$ -	$ -	$ -	$ -	$ -	$ -	$ -	$ -	$ -	$ -
2508	T624001387	369.0	$ -	$ -	$ -	$ -	$ -	$ -	$ -	$ -	$ -	$ -	$ -	$ -	$ -	$ -
2509	T610001388	367.1	$ -	$ -	$ -	$ -	$ -	$ -	$ -	$ -	$ -	$ -	$ -	$ -	$ -	$ -
2510	T610001388	368.0	$ -	$ -	$ -	$ -	$ -	$ -	$ -	$ -	$ -	$ -	$ -	$ -	$ -	$ -
2511	T610001388	369.0	$ -	$ -	$ -	$ -	$ -	$ -	$ -	$ -	$ -	$ -	$ -	$ -	$ -	$ -
2512	T610001389	367.1	$ -	$ -	$ -	$ -	$ -	$ -	$ -	$ -	$ -	$ -	$ -	$ -	$ -	$ -
2513	T610001389	368.0	$ -	$ -	$ -	$ -	$ -	$ -	$ -	$ -	$ -	$ -	$ -	$ -	$ -	$ -
2514	T610001389	369.0	$ -	$ -	$ -	$ -	$ -	$ -	$ -	$ -	$ -	$ -	$ -	$ -	$ -	$ -
2515	T660001390	367.1	$ -	$ -	$ -	$ -	$ -	$ -	$ -	$ -	$ -	$ -	$ -	$ -	$ -	$ -
2516	T660001390	368.0	$ -	$ -	$ -	$ -	$ -	$ -	$ -	$ -	$ -	$ -	$ -	$ -	$ -	$ -
2517	T660001390	369.0	$ -	$ -	$ -	$ -	$ -	$ -	$ -	$ -	$ -	$ -	$ -	$ -	$ -	$ -
2518	T680001397	367.1	$ -	$ -	$ -	$ -	$ -	$ -	$ -	$ -	$ -	$ -	$ -	$ -	$ -	$ -
2519	T680001397	368.0	$ -	$ -	$ -	$ -	$ -	$ -	$ -	$ -	$ -	$ -	$ -	$ -	$ -	$ -
2520	T680001397	369.0	$ -	$ -	$ -	$ -	$ -	$ -	$ -	$ -	$ -	$ -	$ -	$ -	$ -	$ -
2521	T624001399	367.1	$ -	$ -	$ -	$ -	$ -	$ -	$ -	$ -	$ -	$ -	$ -	$ -	$ -	$ -
2522	T624001399	368.0	$ -	$ -	$ -	$ -	$ -	$ -	$ -	$ -	$ -	$ -	$ -	$ -	$ -	$ -
2523	T624001399	369.0	$ -	$ -	$ -	$ -	$ -	$ -	$ -	$ -	$ -	$ -	$ -	$ -	$ -	$ -
2524	T624001400	367.1	$ -	$ -	$ -	$ -	$ -	$ -	$ -	$ -	$ -	$ -	$ -	$ -	$ -	$ -
2525	T624001400	368.0	$ -	$ -	$ -	$ -	$ -	$ -	$ -	$ -	$ -	$ -	$ -	$ -	$ -	$ -
2526	T624001400	369.0	$ -	$ -	$ -	$ -	$ -	$ -	$ -	$ -	$ -	$ -	$ -	$ -	$ -	$ -
2527	T624001401	367.1	$ -	$ -	$ -	$ -	$ -	$ -	$ -	$ -	$ -	$ -	$ -	$ -	$ -	$ -
2528	T624001401	368.0	$ -	$ -	$ -	$ -	$ -	$ -	$ -	$ -	$ -	$ -	$ -	$ -	$ -	$ -
2529	T624001401	369.0	$ -	$ -	$ -	$ -	$ -	$ -	$ -	$ -	$ -	$ -	$ -	$ -	$ -	$ -
2530	T624001402	367.1	$ -	$ -	$ -	$ -	$ -	$ -	$ -	$ -	$ -	$ -	$ -	$ -	$ -	$ -
2531	T624001402	368.0	$ -	$ -	$ -	$ -	$ -	$ -	$ -	$ -	$ -	$ -	$ -	$ -	$ -	$ -
2532	T624001402	369.0	$ -	$ -	$ -	$ -	$ -	$ -	$ -	$ -	$ -	$ -	$ -	$ -	$ -	$ -
2533	T680001403	367.1	$ -	$ -	$ -	$ -	$ -	$ -	$ -	$ -	$ -	$ -	$ -	$ -	$ -	$ -
2534	T680001403	368.0	$ -	$ -	$ -	$ -	$ -	$ -	$ -	$ -	$ -	$ -	$ -	$ -	$ -	$ -
2535	T680001403	369.0	$ -	$ -	$ -	$ -	$ -	$ -	$ -	$ -	$ -	$ -	$ -	$ -	$ -	$ -
2536	T680001404	367.1	$ -	$ -	$ -	$ -	$ -	$ -	$ -	$ -	$ -	$ -	$ -	$ -	$ -	$ -
2537	T680001404	368.0	$ -	$ -	$ -	$ -	$ -	$ -	$ -	$ -	$ -	$ -	$ -	$ -	$ -	$ -
2538	T680001404	369.0	$ -	$ -	$ -	$ -	$ -	$ -	$ -	$ -	$ -	$ -	$ -	$ -	$ -	$ -
2539	T626001405	368.0	$ -	$ -	$ -	$ -	$ -	$ -	$ -	$ -	$ -	$ -	$ -	$ -	$ -	$ -
2540	T626001405	369.0	$ -	$ -	$ -	$ -	$ -	$ -	$ -	$ -	$ -	$ -	$ -	$ -	$ -	$ -
2541	T610001406	367.1	$ 4	$ 4	$ 4	$ 4	$ 4	$ 4	$ 4	$ 4	$ 4	$ 4	$ 4	$ 4	$ 4	$ 4
2542	T610001406	368.0	$ 1	$ 1	$ 1	$ 1	$ 1	$ 1	$ 1	$ 1	$ 1	$ 1	$ 1	$ 1	$ 1	$ 1
2543	T610001406	369.0	$ 1	$ 1	$ 1	$ 1	$ 1	$ 1	$ 1	$ 1	$ 1	$ 1	$ 1	$ 1	$ 1	$ 1
2544	T624001408	368.0	$ -	$ -	$ -	$ -	$ -	$ -	$ -	$ -	$ -	$ -	$ -	$ -	$ -	$ -
2545	T624001408	369.0	$ -	$ -	$ -	$ -	$ -	$ -	$ -	$ -	$ -	$ -	$ -	$ -	$ -	$ -
2546	T680001409	367.1	$ -	$ -	$ 490	$ 490	$ 490	$ 490	$ 490	$ 490	$ 490	$ 490	$ 490	$ 490	$ 490	$ 490
2547	T680001409	368.0	$ -	$ -	$ 94	$ 94	$ 94	$ 94	$ 94	$ 94	$ 94	$ 94	$ 94	$ 94	$ 94	$ 94
2548	T680001409	369.0	$ -	$ -	$ 194	$ 194	$ 194	$ 194	$ 194	$ 194	$ 194	$ 194	$ 194	$ 194	$ 194	$ 194
2549	T624001410	369.0	$ -	$ -	$ -	$ -	$ -	$ -	$ -	$ -	$ -	$ -	$ -	$ -	$ -	$ -
2550	T680001411	368.0	$ -	$ -	$ -	$ -	$ -	$ -	$ -	$ -	$ -	$ -	$ -	$ -	$ -	$ -
2551	T680001411	369.0	$ -	$ -	$ -	$ -	$ -	$ -	$ -	$ -	$ -	$ -	$ -	$ -	$ -	$ -

Sponsored by NMGC Witness Erik C. Buchanan

NEW MEXICO GAS COMPANY, INC.

Depreciation Activity
Base Period - 12 Months Ending March 31, 2023
Future Test Year - 12 Months Ending September 30, 2025

	A	B	C	D	E	F	G	H	I	J	K	L	M	N	O	P	Q	R
1																		
2			Activity	Activity	Activity	Activity	Activity	Activity	Activity	Activity	Activity	Activity	Activity	Activity	Activity	Activity	Activity	Activity
3	Investment Number / Beginning Balance	FERC Account	4/30/2023	5/31/2023	6/30/2023	7/31/2023	8/31/2023	9/30/2023	10/31/2023	11/30/2023	12/31/2023	1/31/2024	2/29/2024	3/31/2024	4/30/2024	5/31/2024	6/30/2024	7/31/2024
2552	T621001412	367.1	$ -	$ -	$ -	$ -	$ -	$ -	$ -	$ -	$ -	$ -	$ -	$ -	$ -	$ -	$ -	$ -
2553	T621001412	368.0	$ -	$ -	$ -	$ -	$ -	$ -	$ -	$ -	$ -	$ -	$ -	$ -	$ -	$ -	$ -	$ -
2554	T621001412	369.0	$ -	$ -	$ -	$ -	$ -	$ -	$ -	$ -	$ -	$ -	$ -	$ -	$ -	$ -	$ -	$ -
2555	T624001413	367.1	$ -	$ -	$ -	$ -	$ -	$ -	$ -	$ -	$ -	$ -	$ -	$ -	$ -	$ -	$ -	$ -
2556	T624001413	368.0	$ -	$ -	$ -	$ -	$ -	$ -	$ -	$ -	$ -	$ -	$ -	$ -	$ -	$ -	$ -	$ -
2557	T624001413	369.0	$ -	$ -	$ -	$ -	$ -	$ -	$ -	$ -	$ -	$ -	$ -	$ -	$ -	$ -	$ -	$ -
2558	T624001414	367.1	$ -	$ -	$ -	$ -	$ -	$ -	$ -	$ -	$ -	$ -	$ -	$ -	$ -	$ -	$ -	$ -
2559	T624001414	368.0	$ -	$ -	$ -	$ -	$ -	$ -	$ -	$ -	$ -	$ -	$ -	$ -	$ -	$ -	$ -	$ -
2560	T624001414	369.0	$ -	$ -	$ -	$ -	$ -	$ -	$ -	$ -	$ -	$ -	$ -	$ -	$ -	$ -	$ -	$ -
2561	T680001415	368.0	$ -	$ -	$ -	$ -	$ -	$ -	$ -	$ -	$ -	$ -	$ -	$ -	$ -	$ -	$ -	$ -
2562	T680001415	369.0	$ -	$ -	$ -	$ -	$ -	$ -	$ -	$ -	$ -	$ -	$ -	$ -	$ -	$ -	$ -	$ -
2563	T624001416	367.1	$ -	$ -	$ -	$ -	$ -	$ -	$ -	$ -	$ -	$ -	$ -	$ -	$ -	$ -	$ -	$ -
2564	T624001416	368.0	$ -	$ -	$ -	$ -	$ -	$ -	$ -	$ -	$ -	$ -	$ -	$ -	$ -	$ -	$ -	$ -
2565	T624001416	369.0	$ -	$ -	$ -	$ -	$ -	$ -	$ -	$ -	$ -	$ -	$ -	$ -	$ -	$ -	$ -	$ -
2566	T624001417	367.1	$ -	$ -	$ -	$ -	$ -	$ -	$ -	$ -	$ -	$ -	$ -	$ -	$ -	$ -	$ -	$ -
2567	T624001417	368.0	$ -	$ -	$ -	$ -	$ -	$ -	$ -	$ -	$ -	$ -	$ -	$ -	$ -	$ -	$ -	$ -
2568	T624001417	369.0	$ -	$ -	$ -	$ -	$ -	$ -	$ -	$ -	$ -	$ -	$ -	$ -	$ -	$ -	$ -	$ -
2569	T624001418	367.1	$ -	$ -	$ -	$ -	$ -	$ -	$ -	$ -	$ -	$ -	$ -	$ -	$ -	$ -	$ -	$ -
2570	T624001418	368.0	$ -	$ -	$ -	$ -	$ -	$ -	$ -	$ -	$ -	$ -	$ -	$ -	$ -	$ -	$ -	$ -
2571	T624001418	369.0	$ -	$ -	$ -	$ -	$ -	$ -	$ -	$ -	$ -	$ -	$ -	$ -	$ -	$ -	$ -	$ -
2572	T660001419	367.1	$ -	$ -	$ -	$ -	$ -	$ -	$ -	$ -	$ -	$ -	$ -	$ -	$ -	$ -	$ -	$ -
2573	T660001419	368.0	$ -	$ -	$ -	$ -	$ -	$ -	$ -	$ -	$ -	$ -	$ -	$ -	$ -	$ -	$ -	$ -
2574	T660001419	369.0	$ -	$ -	$ -	$ -	$ -	$ -	$ -	$ -	$ -	$ -	$ -	$ -	$ -	$ -	$ -	$ -
2575	T660001420	368.0	$ -	$ -	$ -	$ -	$ -	$ -	$ -	$ -	$ -	$ -	$ -	$ -	$ -	$ -	$ -	$ -
2576	T660001420	369.0	$ -	$ -	$ -	$ -	$ -	$ -	$ -	$ -	$ -	$ -	$ -	$ -	$ -	$ -	$ -	$ -
2577	T680001421	368.0	$ -	$ -	$ -	$ -	$ -	$ -	$ -	$ -	$ -	$ -	$ -	$ -	$ -	$ -	$ -	$ -
2578	T680001421	369.0	$ -	$ -	$ -	$ -	$ -	$ -	$ -	$ -	$ -	$ -	$ -	$ -	$ -	$ -	$ -	$ -
2579	T624001422	367.1	$ -	$ -	$ -	$ -	$ -	$ -	$ -	$ -	$ -	$ -	$ -	$ -	$ -	$ -	$ -	$ -
2580	T624001422	368.0	$ -	$ -	$ -	$ -	$ -	$ -	$ -	$ -	$ -	$ -	$ -	$ -	$ -	$ -	$ -	$ -
2581	T624001422	369.0	$ -	$ -	$ -	$ -	$ -	$ -	$ -	$ -	$ -	$ -	$ -	$ -	$ -	$ -	$ -	$ -
2582	T680001423	368.0	$ -	$ -	$ -	$ -	$ -	$ -	$ -	$ -	$ -	$ -	$ -	$ -	$ -	$ -	$ -	$ -
2583	T680001423	369.0	$ -	$ -	$ -	$ -	$ -	$ -	$ -	$ -	$ -	$ -	$ -	$ -	$ -	$ -	$ -	$ -
2584	T680001424	368.0	$ -	$ -	$ -	$ -	$ -	$ -	$ -	$ -	$ -	$ -	$ -	$ -	$ -	$ -	$ -	$ -
2585	T680001424	369.0	$ -	$ -	$ -	$ -	$ -	$ -	$ -	$ -	$ -	$ -	$ -	$ -	$ -	$ -	$ -	$ -
2586	T624001425	367.1	$ -	$ -	$ -	$ -	$ 950	$ 841	$ 841	$ 841	$ 841	$ 841	$ 841	$ 841	$ 841	$ 841	$ 841	$ 841
2587	T624001425	368.0	$ -	$ -	$ -	$ -	$ 145	$ 161	$ 161	$ 161	$ 161	$ 161	$ 161	$ 161	$ 161	$ 161	$ 161	$ 161
2588	T624001425	369.0	$ -	$ -	$ -	$ -	$ 300	$ 334	$ 334	$ 334	$ 334	$ 334	$ 334	$ 334	$ 334	$ 334	$ 334	$ 334
2589	T610001426	368.0	$ -	$ -	$ -	$ -	$ -	$ -	$ -	$ -	$ -	$ -	$ -	$ -	$ -	$ -	$ -	$ -
2590	T610001426	369.0	$ -	$ -	$ -	$ -	$ -	$ -	$ -	$ -	$ -	$ -	$ -	$ -	$ -	$ -	$ -	$ -
2591	T610001427	368.0	$ -	$ -	$ -	$ -	$ -	$ -	$ -	$ -	$ -	$ -	$ -	$ -	$ -	$ -	$ -	$ -
2592	T610001427	369.0	$ -	$ -	$ -	$ -	$ -	$ -	$ -	$ -	$ -	$ -	$ -	$ -	$ -	$ -	$ -	$ -
2593	T610001428	368.0	$ -	$ -	$ -	$ -	$ -	$ -	$ -	$ -	$ -	$ -	$ -	$ -	$ -	$ -	$ -	$ -
2594	T610001428	369.0	$ -	$ -	$ -	$ -	$ -	$ -	$ -	$ -	$ -	$ -	$ -	$ -	$ -	$ -	$ -	$ -
2595	T610001429	368.0	$ -	$ -	$ -	$ -	$ -	$ -	$ -	$ -	$ -	$ -	$ -	$ -	$ -	$ -	$ -	$ -
2596	T610001429	369.0	$ -	$ -	$ -	$ -	$ -	$ -	$ -	$ -	$ -	$ -	$ -	$ -	$ -	$ -	$ -	$ -
2597	T610001430	368.0	$ -	$ -	$ -	$ -	$ -	$ -	$ -	$ -	$ -	$ -	$ -	$ -	$ -	$ -	$ -	$ -
2598	T610001430	369.0	$ -	$ -	$ -	$ -	$ -	$ -	$ -	$ -	$ -	$ -	$ -	$ -	$ -	$ -	$ -	$ -
2599	T680001431	369.0	$ -	$ -	$ -	$ -	$ -	$ -	$ -	$ -	$ -	$ -	$ -	$ -	$ -	$ -	$ -	$ -
2600	T680001432	368.0	$ -	$ -	$ -	$ -	$ -	$ -	$ -	$ -	$ -	$ -	$ -	$ -	$ -	$ -	$ -	$ -
2601	T680001432	369.0	$ -	$ -	$ -	$ -	$ -	$ -	$ -	$ -	$ -	$ -	$ -	$ -	$ -	$ -	$ -	$ -
2602	T680001433	369.0	$ -	$ -	$ -	$ -	$ -	$ -	$ -	$ -	$ -	$ -	$ -	$ -	$ -	$ -	$ -	$ -
2603	T610001435	368.0	$ -	$ -	$ -	$ -	$ -	$ -	$ -	$ -	$ -	$ -	$ -	$ -	$ -	$ -	$ -	$ -

NEW MEXICO GAS COMPANY, INC.

Depreciation Activity
Base Period - 12 Months Ending March 31, 2023
Future Test Year - 12 Months Ending September 30, 2025

	A	B	S	T	U	V	W	X	Y	Z	AA	AB	AC	AD	AE	AF
1																
2			Activity	Activity	Activity	Activity	Activity	Activity	Activity	Activity	Activity	Activity	Activity	Activity	Activity	Activity
3	Investment Number / Beginning Balance	FERC Account	8/31/2024	9/30/2024	10/31/2024	11/30/2024	12/31/2024	1/31/2025	2/28/2025	3/31/2025	4/30/2025	5/31/2025	6/30/2025	7/31/2025	8/31/2025	9/30/2025
2552	T621001412	367.1	$ -	$ -	$ -	$ -	$ -	$ -	$ -	$ -	$ -	$ -	$ -	$ -	$ -	$ -
2553	T621001412	368.0	$ -	$ -	$ -	$ -	$ -	$ -	$ -	$ -	$ -	$ -	$ -	$ -	$ -	$ -
2554	T621001412	369.0	$ -	$ -	$ -	$ -	$ -	$ -	$ -	$ -	$ -	$ -	$ -	$ -	$ -	$ -
2555	T624001413	367.1	$ -	$ -	$ -	$ -	$ -	$ -	$ -	$ -	$ -	$ -	$ -	$ -	$ -	$ -
2556	T624001413	368.0	$ -	$ -	$ -	$ -	$ -	$ -	$ -	$ -	$ -	$ -	$ -	$ -	$ -	$ -
2557	T624001413	369.0	$ -	$ -	$ -	$ -	$ -	$ -	$ -	$ -	$ -	$ -	$ -	$ -	$ -	$ -
2558	T624001414	367.1	$ -	$ -	$ -	$ -	$ -	$ -	$ -	$ -	$ -	$ -	$ -	$ -	$ -	$ -
2559	T624001414	368.0	$ -	$ -	$ -	$ -	$ -	$ -	$ -	$ -	$ -	$ -	$ -	$ -	$ -	$ -
2560	T624001414	369.0	$ -	$ -	$ -	$ -	$ -	$ -	$ -	$ -	$ -	$ -	$ -	$ -	$ -	$ -
2561	T680001415	368.0	$ -	$ -	$ -	$ -	$ -	$ -	$ -	$ -	$ -	$ -	$ -	$ -	$ -	$ -
2562	T680001415	369.0	$ -	$ -	$ -	$ -	$ -	$ -	$ -	$ -	$ -	$ -	$ -	$ -	$ -	$ -
2563	T624001416	367.1	$ -	$ -	$ -	$ -	$ -	$ -	$ -	$ -	$ -	$ -	$ -	$ -	$ -	$ -
2564	T624001416	368.0	$ -	$ -	$ -	$ -	$ -	$ -	$ -	$ -	$ -	$ -	$ -	$ -	$ -	$ -
2565	T624001416	369.0	$ -	$ -	$ -	$ -	$ -	$ -	$ -	$ -	$ -	$ -	$ -	$ -	$ -	$ -
2566	T624001417	367.1	$ -	$ -	$ -	$ -	$ -	$ -	$ -	$ -	$ -	$ -	$ -	$ -	$ -	$ -
2567	T624001417	368.0	$ -	$ -	$ -	$ -	$ -	$ -	$ -	$ -	$ -	$ -	$ -	$ -	$ -	$ -
2568	T624001417	369.0	$ -	$ -	$ -	$ -	$ -	$ -	$ -	$ -	$ -	$ -	$ -	$ -	$ -	$ -
2569	T624001418	367.1	$ -	$ -	$ -	$ -	$ -	$ -	$ -	$ -	$ -	$ -	$ -	$ -	$ -	$ -
2570	T624001418	368.0	$ -	$ -	$ -	$ -	$ -	$ -	$ -	$ -	$ -	$ -	$ -	$ -	$ -	$ -
2571	T624001418	369.0	$ -	$ -	$ -	$ -	$ -	$ -	$ -	$ -	$ -	$ -	$ -	$ -	$ -	$ -
2572	T660001419	367.1	$ -	$ -	$ -	$ -	$ -	$ -	$ -	$ -	$ -	$ -	$ -	$ -	$ -	$ -
2573	T660001419	368.0	$ -	$ -	$ -	$ -	$ -	$ -	$ -	$ -	$ -	$ -	$ -	$ -	$ -	$ -
2574	T660001419	369.0	$ -	$ -	$ -	$ -	$ -	$ -	$ -	$ -	$ -	$ -	$ -	$ -	$ -	$ -
2575	T660001420	368.0	$ -	$ -	$ -	$ -	$ -	$ -	$ -	$ -	$ -	$ -	$ -	$ -	$ -	$ -
2576	T660001420	369.0	$ -	$ -	$ -	$ -	$ -	$ -	$ -	$ -	$ -	$ -	$ -	$ -	$ -	$ -
2577	T680001421	368.0	$ -	$ -	$ -	$ -	$ -	$ -	$ -	$ -	$ -	$ -	$ -	$ -	$ -	$ -
2578	T680001421	369.0	$ -	$ -	$ -	$ -	$ -	$ -	$ -	$ -	$ -	$ -	$ -	$ -	$ -	$ -
2579	T624001422	367.1	$ -	$ -	$ -	$ -	$ -	$ -	$ -	$ -	$ -	$ -	$ -	$ -	$ -	$ -
2580	T624001422	368.0	$ -	$ -	$ -	$ -	$ -	$ -	$ -	$ -	$ -	$ -	$ -	$ -	$ -	$ -
2581	T624001422	369.0	$ -	$ -	$ -	$ -	$ -	$ -	$ -	$ -	$ -	$ -	$ -	$ -	$ -	$ -
2582	T680001423	368.0	$ -	$ -	$ -	$ -	$ -	$ -	$ -	$ -	$ -	$ -	$ -	$ -	$ -	$ -
2583	T680001423	369.0	$ -	$ -	$ -	$ -	$ -	$ -	$ -	$ -	$ -	$ -	$ -	$ -	$ -	$ -
2584	T680001424	368.0	$ -	$ -	$ -	$ -	$ -	$ -	$ -	$ -	$ -	$ -	$ -	$ -	$ -	$ -
2585	T680001424	369.0	$ -	$ -	$ -	$ -	$ -	$ -	$ -	$ -	$ -	$ -	$ -	$ -	$ -	$ -
2586	T624001425	367.1	$ 841	$ 841	$ 841	$ 841	$ 841	$ 841	$ 841	$ 841	$ 841	$ 841	$ 841	$ 841	$ 841	$ 841
2587	T624001425	368.0	$ 161	$ 161	$ 161	$ 161	$ 161	$ 161	$ 161	$ 161	$ 161	$ 161	$ 161	$ 161	$ 161	$ 161
2588	T624001425	369.0	$ 334	$ 334	$ 334	$ 334	$ 334	$ 334	$ 334	$ 334	$ 334	$ 334	$ 334	$ 334	$ 334	$ 334
2589	T610001426	368.0	$ -	$ -	$ -	$ -	$ -	$ -	$ -	$ -	$ -	$ -	$ -	$ -	$ -	$ -
2590	T610001426	369.0	$ -	$ -	$ -	$ -	$ -	$ -	$ -	$ -	$ -	$ -	$ -	$ -	$ -	$ -
2591	T610001427	368.0	$ -	$ -	$ -	$ -	$ -	$ -	$ -	$ -	$ -	$ -	$ -	$ -	$ -	$ -
2592	T610001427	369.0	$ -	$ -	$ -	$ -	$ -	$ -	$ -	$ -	$ -	$ -	$ -	$ -	$ -	$ -
2593	T610001428	368.0	$ -	$ -	$ -	$ -	$ -	$ -	$ -	$ -	$ -	$ -	$ -	$ -	$ -	$ -
2594	T610001428	369.0	$ -	$ -	$ -	$ -	$ -	$ -	$ -	$ -	$ -	$ -	$ -	$ -	$ -	$ -
2595	T610001429	368.0	$ -	$ -	$ -	$ -	$ -	$ -	$ -	$ -	$ -	$ -	$ -	$ -	$ -	$ -
2596	T610001429	369.0	$ -	$ -	$ -	$ -	$ -	$ -	$ -	$ -	$ -	$ -	$ -	$ -	$ -	$ -
2597	T610001430	368.0	$ -	$ -	$ -	$ -	$ -	$ -	$ -	$ -	$ -	$ -	$ -	$ -	$ -	$ -
2598	T610001430	369.0	$ -	$ -	$ -	$ -	$ -	$ -	$ -	$ -	$ -	$ -	$ -	$ -	$ -	$ -
2599	T680001431	369.0	$ -	$ -	$ -	$ -	$ -	$ -	$ -	$ -	$ -	$ -	$ -	$ -	$ -	$ -
2600	T680001432	368.0	$ -	$ -	$ -	$ -	$ -	$ -	$ -	$ -	$ -	$ -	$ -	$ -	$ -	$ -
2601	T680001432	369.0	$ -	$ -	$ -	$ -	$ -	$ -	$ -	$ -	$ -	$ -	$ -	$ -	$ -	$ -
2602	T680001433	369.0	$ -	$ -	$ -	$ -	$ -	$ -	$ -	$ -	$ -	$ -	$ -	$ -	$ -	$ -
2603	T610001435	368.0	$ -	$ -	$ -	$ -	$ -	$ -	$ -	$ -	$ -	$ -	$ -	$ -	$ -	$ -

Sponsored by NMGC Witness Erik C. Buchanan

NEW MEXICO GAS COMPANY, INC.

Depreciation Activity
Base Period - 12 Months Ending March 31, 2023
Future Test Year - 12 Months Ending September 30, 2025

	A	B	C	D	E	F	G	H	I	J	K	L	M	N	O	P	Q	R
1																		
2			Activity	Activity	Activity	Activity	Activity	Activity	Activity	Activity	Activity	Activity	Activity	Activity	Activity	Activity	Activity	Activity
3	Investment Number / Beginning Balance	FERC Account	4/30/2023	5/31/2023	6/30/2023	7/31/2023	8/31/2023	9/30/2023	10/31/2023	11/30/2023	12/31/2023	1/31/2024	2/29/2024	3/31/2024	4/30/2024	5/31/2024	6/30/2024	7/31/2024
2604	T610001435	369.0	$ -	$ -	$ -	$ -	$ -	$ -	$ -	$ -	$ -	$ -	$ -	$ -	$ -	$ -	$ -	$ -
2605	T680001436	368.0	$ -	$ -	$ -	$ -	$ -	$ -	$ -	$ -	$ -	$ -	$ -	$ -	$ -	$ -	$ -	$ -
2606	T680001436	369.0	$ -	$ -	$ -	$ -	$ -	$ -	$ -	$ -	$ -	$ -	$ -	$ -	$ -	$ -	$ -	$ -
2607	T680001438	368.0	$ -	$ -	$ -	$ -	$ -	$ -	$ -	$ -	$ -	$ -	$ -	$ -	$ -	$ -	$ -	$ -
2608	T680001438	369.0	$ -	$ -	$ -	$ -	$ -	$ -	$ -	$ -	$ -	$ -	$ -	$ -	$ -	$ -	$ -	$ -
2609	T601001439	367.1	$ -	$ -	$ -	$ -	$ -	$ -	$ -	$ -	$ -	$ -	$ -	$ -	$ -	$ -	$ -	$ -
2610	T601001439	368.0	$ -	$ -	$ -	$ -	$ -	$ -	$ -	$ -	$ -	$ -	$ -	$ -	$ -	$ -	$ -	$ -
2611	T601001439	369.0	$ -	$ -	$ -	$ -	$ -	$ -	$ -	$ -	$ -	$ -	$ -	$ -	$ -	$ -	$ -	$ -
2612	T601001440	367.1	$ -	$ -	$ -	$ -	$ -	$ -	$ -	$ -	$ -	$ -	$ -	$ -	$ -	$ -	$ -	$ 14
2613	T601001440	368.0	$ -	$ -	$ -	$ -	$ -	$ -	$ -	$ -	$ -	$ -	$ -	$ -	$ -	$ -	$ -	$ 21
2614	T601001440	369.0	$ -	$ -	$ -	$ -	$ -	$ -	$ -	$ -	$ -	$ -	$ -	$ -	$ -	$ -	$ -	$ 19
2615	T601001441	367.1	$ -	$ -	$ -	$ -	$ -	$ -	$ -	$ -	$ -	$ -	$ -	$ -	$ -	$ -	$ -	$ -
2616	T601001441	368.0	$ -	$ -	$ -	$ -	$ -	$ -	$ -	$ -	$ -	$ -	$ -	$ -	$ -	$ -	$ -	$ -
2617	T601001441	369.0	$ -	$ -	$ -	$ -	$ -	$ -	$ -	$ -	$ -	$ -	$ -	$ -	$ -	$ -	$ -	$ -
2618	632001442	376.1	$ -	$ -	$ -	$ -	$ -	$ -	$ -	$ -	$ -	$ -	$ -	$ -	$ -	$ -	$ -	$ -
2619	632001442	376.2	$ -	$ -	$ -	$ -	$ -	$ -	$ -	$ -	$ -	$ -	$ -	$ -	$ -	$ -	$ -	$ -
2620	632001442	376.4	$ -	$ -	$ -	$ -	$ -	$ -	$ -	$ -	$ -	$ -	$ -	$ -	$ -	$ -	$ -	$ -
2621	632001442	380.0	$ -	$ -	$ -	$ -	$ -	$ -	$ -	$ -	$ -	$ -	$ -	$ -	$ -	$ -	$ -	$ -
2622	T601001443	367.1	$ -	$ -	$ -	$ -	$ -	$ -	$ -	$ -	$ -	$ -	$ -	$ -	$ -	$ -	$ -	$ -
2623	T601001443	368.0	$ -	$ -	$ -	$ -	$ -	$ -	$ -	$ -	$ -	$ -	$ -	$ -	$ -	$ -	$ -	$ -
2624	T601001443	369.0	$ -	$ -	$ -	$ -	$ -	$ -	$ -	$ -	$ -	$ -	$ -	$ -	$ -	$ -	$ -	$ -
2625	T624001444	367.1	$ -	$ -	$ -	$ -	$ -	$ -	$ -	$ -	$ -	$ -	$ -	$ -	$ -	$ -	$ -	$ -
2626	T624001444	368.0	$ -	$ -	$ -	$ -	$ -	$ -	$ -	$ -	$ -	$ -	$ -	$ -	$ -	$ -	$ -	$ -
2627	T624001444	369.0	$ -	$ -	$ -	$ -	$ -	$ -	$ -	$ -	$ -	$ -	$ -	$ -	$ -	$ -	$ -	$ -
2628	T601001445	367.1	$ -	$ -	$ -	$ -	$ -	$ -	$ -	$ -	$ -	$ -	$ -	$ -	$ -	$ -	$ -	$ -
2629	T601001445	368.0	$ -	$ -	$ -	$ -	$ -	$ -	$ -	$ -	$ -	$ -	$ -	$ -	$ -	$ -	$ -	$ -
2630	T601001445	369.0	$ -	$ -	$ -	$ -	$ -	$ -	$ -	$ -	$ -	$ -	$ -	$ -	$ -	$ -	$ -	$ -
2631	T680001446	368.0	$ -	$ -	$ -	$ -	$ -	$ -	$ -	$ -	$ -	$ -	$ -	$ -	$ -	$ -	$ -	$ -
2632	T680001446	369.0	$ -	$ -	$ -	$ -	$ -	$ -	$ -	$ -	$ -	$ -	$ -	$ -	$ -	$ -	$ -	$ -
2633	T680001447	369.0	$ -	$ -	$ -	$ -	$ -	$ -	$ -	$ -	$ -	$ -	$ -	$ -	$ -	$ -	$ -	$ -
2634	660001448	376.1	$ -	$ -	$ -	$ -	$ -	$ -	$ -	$ -	$ -	$ -	$ -	$ -	$ -	$ -	$ -	$ -
2635	660001448	376.2	$ -	$ -	$ -	$ -	$ -	$ -	$ -	$ -	$ -	$ -	$ -	$ -	$ -	$ -	$ -	$ -
2636	660001448	376.4	$ -	$ -	$ -	$ -	$ -	$ -	$ -	$ -	$ -	$ -	$ -	$ -	$ -	$ -	$ -	$ -
2637	660001448	380.0	$ -	$ -	$ -	$ -	$ -	$ -	$ -	$ -	$ -	$ -	$ -	$ -	$ -	$ -	$ -	$ -
2638	T601001449	367.1	$ -	$ -	$ -	$ -	$ -	$ -	$ -	$ -	$ -	$ 443	$ 443	$ 443	$ 443	$ 443	$ 443	$ 443
2639	T601001449	368.0	$ -	$ -	$ -	$ -	$ -	$ -	$ -	$ -	$ -	$ 85	$ 85	$ 85	$ 85	$ 85	$ 85	$ 85
2640	T601001449	369.0	$ -	$ -	$ -	$ -	$ -	$ -	$ -	$ -	$ -	$ 176	$ 176	$ 176	$ 176	$ 176	$ 176	$ 176
2641	T601001450	367.1	$ -	$ -	$ -	$ -	$ -	$ -	$ -	$ -	$ -	$ -	$ -	$ -	$ -	$ -	$ -	$ -
2642	T601001450	368.0	$ -	$ -	$ -	$ -	$ -	$ -	$ -	$ -	$ -	$ -	$ -	$ -	$ -	$ -	$ -	$ -
2643	T601001450	369.0	$ -	$ -	$ -	$ -	$ -	$ -	$ -	$ -	$ -	$ -	$ -	$ -	$ -	$ -	$ -	$ -
2644	633001451	376.1	$ -	$ -	$ -	$ -	$ -	$ -	$ -	$ -	$ -	$ -	$ -	$ -	$ -	$ -	$ -	$ -
2645	633001451	376.2	$ -	$ -	$ -	$ -	$ -	$ -	$ -	$ -	$ -	$ -	$ -	$ -	$ -	$ -	$ -	$ -
2646	633001451	376.4	$ -	$ -	$ -	$ -	$ -	$ -	$ -	$ -	$ -	$ -	$ -	$ -	$ -	$ -	$ -	$ -
2647	633001451	380.0	$ -	$ -	$ -	$ -	$ -	$ -	$ -	$ -	$ -	$ -	$ -	$ -	$ -	$ -	$ -	$ -
2648	T680001452	367.1	$ -	$ -	$ -	$ -	$ -	$ -	$ -	$ -	$ -	$ -	$ -	$ -	$ -	$ -	$ -	$ -
2649	T680001452	368.0	$ -	$ -	$ -	$ -	$ -	$ -	$ -	$ -	$ -	$ -	$ -	$ -	$ -	$ -	$ -	$ -
2650	T680001452	369.0	$ -	$ -	$ -	$ -	$ -	$ -	$ -	$ -	$ -	$ -	$ -	$ -	$ -	$ -	$ -	$ -
2651	660001453	376.1	$ -	$ -	$ -	$ -	$ -	$ -	$ -	$ -	$ -	$ -	$ -	$ -	$ -	$ -	$ -	$ -
2652	660001453	376.2	$ -	$ -	$ -	$ -	$ -	$ -	$ -	$ -	$ -	$ -	$ -	$ -	$ -	$ -	$ -	$ -
2653	660001453	376.4	$ -	$ -	$ -	$ -	$ -	$ -	$ -	$ -	$ -	$ -	$ -	$ -	$ -	$ -	$ -	$ -
2654	660001453	380.0	$ -	$ -	$ -	$ -	$ -	$ -	$ -	$ -	$ -	$ -	$ -	$ -	$ -	$ -	$ -	$ -
2655	660001454	376.1	$ -	$ -	$ -	$ -	$ -	$ -	$ -	$ -	$ -	$ -	$ -	$ -	$ -	$ -	$ -	$ -

Sponsored by NMGC Witness Erik C. Buchanan

NEW MEXICO GAS COMPANY, INC.

Depreciation Activity
Base Period - 12 Months Ending March 31, 2023
Future Test Year - 12 Months Ending September 30, 2025

	A	B	S	T	U	V	W	X	Y	Z	AA	AB	AC	AD	AE	AF
1																
2			Activity	Activity	Activity	Activity	Activity	Activity	Activity	Activity	Activity	Activity	Activity	Activity	Activity	Activity
3	Investment Number / Beginning Balance	FERC Account	8/31/2024	9/30/2024	10/31/2024	11/30/2024	12/31/2024	1/31/2025	2/28/2025	3/31/2025	4/30/2025	5/31/2025	6/30/2025	7/31/2025	8/31/2025	9/30/2025
2604	T610001435	369.0	$ -	$ -	$ -	$ -	$ -	$ -	$ -	$ -	$ -	$ -	$ -	$ -	$ -	$ -
2605	T680001436	368.0	$ -	$ -	$ -	$ -	$ -	$ -	$ -	$ -	$ -	$ -	$ -	$ -	$ -	$ -
2606	T680001436	369.0	$ -	$ -	$ -	$ -	$ -	$ -	$ -	$ -	$ -	$ -	$ -	$ -	$ -	$ -
2607	T680001438	368.0	$ -	$ -	$ -	$ -	$ -	$ -	$ -	$ -	$ -	$ -	$ -	$ -	$ -	$ -
2608	T680001438	369.0	$ -	$ -	$ -	$ -	$ -	$ -	$ -	$ -	$ -	$ -	$ -	$ -	$ -	$ -
2609	T601001439	367.1	$ -	$ -	$ -	$ -	$ -	$ -	$ -	$ -	$ -	$ -	$ -	$ 32	$ 32	$ 32
2610	T601001439	368.0	$ -	$ -	$ -	$ -	$ -	$ -	$ -	$ -	$ -	$ -	$ -	$ 48	$ 48	$ 48
2611	T601001439	369.0	$ -	$ -	$ -	$ -	$ -	$ -	$ -	$ -	$ -	$ -	$ -	$ 42	$ 42	$ 42
2612	T601001440	367.1	$ 14	$ 14	$ 44	$ 44	$ 44	$ 51	$ 51	$ 51	$ 51	$ 51	$ 51	$ 51	$ 51	$ 51
2613	T601001440	368.0	$ 21	$ 21	$ 64	$ 64	$ 64	$ 75	$ 75	$ 75	$ 75	$ 75	$ 75	$ 75	$ 75	$ 75
2614	T601001440	369.0	$ 19	$ 19	$ 57	$ 57	$ 57	$ 66	$ 66	$ 66	$ 66	$ 66	$ 66	$ 66	$ 66	$ 66
2615	T601001441	367.1	$ -	$ -	$ -	$ -	$ -	$ -	$ -	$ -	$ -	$ -	$ -	$ 22	$ 22	$ 22
2616	T601001441	368.0	$ -	$ -	$ -	$ -	$ -	$ -	$ -	$ -	$ -	$ -	$ -	$ 32	$ 32	$ 32
2617	T601001441	369.0	$ -	$ -	$ -	$ -	$ -	$ -	$ -	$ -	$ -	$ -	$ -	$ 29	$ 29	$ 29
2618	632001442	376.1	$ -	$ -	$ -	$ -	$ -	$ -	$ -	$ -	$ -	$ -	$ -	$ -	$ -	$ -
2619	632001442	376.2	$ -	$ -	$ -	$ -	$ -	$ -	$ -	$ -	$ -	$ -	$ -	$ -	$ -	$ -
2620	632001442	376.4	$ -	$ -	$ -	$ -	$ -	$ -	$ -	$ -	$ -	$ -	$ -	$ -	$ -	$ -
2621	632001442	380.0	$ -	$ -	$ -	$ -	$ -	$ -	$ -	$ -	$ -	$ -	$ -	$ -	$ -	$ -
2622	T601001443	367.1	$ -	$ -	$ -	$ -	$ -	$ -	$ -	$ -	$ -	$ -	$ -	$ -	$ -	$ -
2623	T601001443	368.0	$ -	$ -	$ -	$ -	$ -	$ -	$ -	$ -	$ -	$ -	$ -	$ -	$ -	$ -
2624	T601001443	369.0	$ -	$ -	$ -	$ -	$ -	$ -	$ -	$ -	$ -	$ -	$ -	$ -	$ -	$ -
2625	T624001444	367.1	$ -	$ -	$ -	$ -	$ -	$ -	$ -	$ -	$ -	$ -	$ -	$ -	$ -	$ -
2626	T624001444	368.0	$ -	$ -	$ -	$ -	$ -	$ -	$ -	$ -	$ -	$ -	$ -	$ -	$ -	$ -
2627	T624001444	369.0	$ -	$ -	$ -	$ -	$ -	$ -	$ -	$ -	$ -	$ -	$ -	$ -	$ -	$ -
2628	T601001445	367.1	$ -	$ -	$ -	$ -	$ -	$ -	$ -	$ -	$ -	$ -	$ -	$ -	$ -	$ -
2629	T601001445	368.0	$ -	$ -	$ -	$ -	$ -	$ -	$ -	$ -	$ -	$ -	$ -	$ -	$ -	$ -
2630	T601001445	369.0	$ -	$ -	$ -	$ -	$ -	$ -	$ -	$ -	$ -	$ -	$ -	$ -	$ -	$ -
2631	T680001446	368.0	$ -	$ -	$ -	$ -	$ -	$ -	$ -	$ -	$ -	$ -	$ -	$ -	$ -	$ -
2632	T680001446	369.0	$ -	$ -	$ -	$ -	$ -	$ -	$ -	$ -	$ -	$ -	$ -	$ -	$ -	$ -
2633	T680001447	369.0	$ -	$ -	$ -	$ -	$ -	$ -	$ -	$ -	$ -	$ -	$ -	$ -	$ -	$ -
2634	660001448	376.1	$ -	$ -	$ -	$ -	$ -	$ -	$ -	$ -	$ -	$ -	$ -	$ -	$ -	$ -
2635	660001448	376.2	$ -	$ -	$ -	$ -	$ -	$ -	$ -	$ -	$ -	$ -	$ -	$ -	$ -	$ -
2636	660001448	376.4	$ -	$ -	$ -	$ -	$ -	$ -	$ -	$ -	$ -	$ -	$ -	$ -	$ -	$ -
2637	660001448	380.0	$ -	$ -	$ -	$ -	$ -	$ -	$ -	$ -	$ -	$ -	$ -	$ -	$ -	$ -
2638	T601001449	367.1	$ 443	$ 443	$ 443	$ 443	$ 443	$ 443	$ 443	$ 443	$ 443	$ 443	$ 443	$ 443	$ 443	$ 443
2639	T601001449	368.0	$ 85	$ 85	$ 85	$ 85	$ 85	$ 85	$ 85	$ 85	$ 85	$ 85	$ 85	$ 85	$ 85	$ 85
2640	T601001449	369.0	$ 176	$ 176	$ 176	$ 176	$ 176	$ 176	$ 176	$ 176	$ 176	$ 176	$ 176	$ 176	$ 176	$ 176
2641	T601001450	367.1	$ -	$ -	$ -	$ -	$ -	$ -	$ 504	$ 504	$ 504	$ 504	$ 504	$ 504	$ 504	$ 504
2642	T601001450	368.0	$ -	$ -	$ -	$ -	$ -	$ -	$ 97	$ 97	$ 97	$ 97	$ 97	$ 97	$ 97	$ 97
2643	T601001450	369.0	$ -	$ -	$ -	$ -	$ -	$ -	$ 200	$ 200	$ 200	$ 200	$ 200	$ 200	$ 200	$ 200
2644	633001451	376.1	$ -	$ -	$ -	$ -	$ -	$ -	$ -	$ -	$ -	$ -	$ -	$ -	$ -	$ -
2645	633001451	376.2	$ -	$ -	$ -	$ -	$ -	$ -	$ -	$ -	$ -	$ -	$ -	$ -	$ -	$ -
2646	633001451	376.4	$ -	$ -	$ -	$ -	$ -	$ -	$ -	$ -	$ -	$ -	$ -	$ -	$ -	$ -
2647	633001451	380.0	$ -	$ -	$ -	$ -	$ -	$ -	$ -	$ -	$ -	$ -	$ -	$ -	$ -	$ -
2648	T680001452	367.1	$ -	$ -	$ -	$ -	$ -	$ -	$ -	$ -	$ -	$ -	$ -	$ -	$ -	$ -
2649	T680001452	368.0	$ -	$ -	$ -	$ -	$ -	$ -	$ -	$ -	$ -	$ -	$ -	$ -	$ -	$ -
2650	T680001452	369.0	$ -	$ -	$ -	$ -	$ -	$ -	$ -	$ -	$ -	$ -	$ -	$ -	$ -	$ -
2651	660001453	376.1	$ -	$ -	$ -	$ -	$ -	$ -	$ -	$ -	$ -	$ -	$ -	$ -	$ -	$ -
2652	660001453	376.2	$ -	$ -	$ -	$ -	$ -	$ -	$ -	$ -	$ -	$ -	$ -	$ -	$ -	$ -
2653	660001453	376.4	$ -	$ -	$ -	$ -	$ -	$ -	$ -	$ -	$ -	$ -	$ -	$ -	$ -	$ -
2654	660001453	380.0	$ -	$ -	$ -	$ -	$ -	$ -	$ -	$ -	$ -	$ -	$ -	$ -	$ -	$ -
2655	660001454	376.1	$ -	$ -	$ -	$ -	$ -	$ -	$ -	$ -	$ -	$ -	$ -	$ -	$ -	$ -

Sponsored by NMGC Witness Erik C. Buchanan

WP Plant 4 Deprec Activity

NEW MEXICO GAS COMPANY, INC.

Depreciation Activity
Base Period - 12 Months Ending March 31, 2023
Future Test Year - 12 Months Ending September 30, 2025

	A	B	C	D	E	F	G	H	I	J	K	L	M	N	O	P	Q	R
1																		
2			Activity	Activity	Activity	Activity	Activity	Activity	Activity	Activity	Activity	Activity	Activity	Activity	Activity	Activity	Activity	Activity
3	Investment Number / Beginning Balance	FERC Account	4/30/2023	5/31/2023	6/30/2023	7/31/2023	8/31/2023	9/30/2023	10/31/2023	11/30/2023	12/31/2023	1/31/2024	2/29/2024	3/31/2024	4/30/2024	5/31/2024	6/30/2024	7/31/2024
2656	660001454	376.2	$ -	$ -	$ -	$ -	$ -	$ -	$ -	$ -	$ -	$ -	$ -	$ -	$ -	$ -	$ -	$ -
2657	660001454	376.4	$ -	$ -	$ -	$ -	$ -	$ -	$ -	$ -	$ -	$ -	$ -	$ -	$ -	$ -	$ -	$ -
2658	660001454	380.0	$ -	$ -	$ -	$ -	$ -	$ -	$ -	$ -	$ -	$ -	$ -	$ -	$ -	$ -	$ -	$ -
2659	660001455	376.1	$ -	$ -	$ -	$ -	$ -	$ -	$ -	$ -	$ -	$ -	$ -	$ -	$ -	$ -	$ -	$ -
2660	660001455	376.2	$ -	$ -	$ -	$ -	$ -	$ -	$ -	$ -	$ -	$ -	$ -	$ -	$ -	$ -	$ -	$ -
2661	660001455	376.4	$ -	$ -	$ -	$ -	$ -	$ -	$ -	$ -	$ -	$ -	$ -	$ -	$ -	$ -	$ -	$ -
2662	660001455	380.0	$ -	$ -	$ -	$ -	$ -	$ -	$ -	$ -	$ -	$ -	$ -	$ -	$ -	$ -	$ -	$ -
2663	660001456	376.1	$ -	$ -	$ -	$ -	$ -	$ -	$ -	$ -	$ -	$ -	$ -	$ -	$ -	$ -	$ -	$ -
2664	660001456	376.2	$ -	$ -	$ -	$ -	$ -	$ -	$ -	$ -	$ -	$ -	$ -	$ -	$ -	$ -	$ -	$ -
2665	660001456	376.4	$ -	$ -	$ -	$ -	$ -	$ -	$ -	$ -	$ -	$ -	$ -	$ -	$ -	$ -	$ -	$ -
2666	660001456	380.0	$ -	$ -	$ -	$ -	$ -	$ -	$ -	$ -	$ -	$ -	$ -	$ -	$ -	$ -	$ -	$ -
2667	T624001457	367.1	$ -	$ -	$ -	$ -	$ -	$ -	$ -	$ -	$ -	$ -	$ -	$ -	$ -	$ -	$ -	$ -
2668	T624001457	368.0	$ -	$ -	$ -	$ -	$ -	$ -	$ -	$ -	$ -	$ -	$ -	$ -	$ -	$ -	$ -	$ -
2669	T624001457	369.0	$ -	$ -	$ -	$ -	$ -	$ -	$ -	$ -	$ -	$ -	$ -	$ -	$ -	$ -	$ -	$ -
2670	601001458	303.3	$ -	$ -	$ -	$ -	$ -	$ -	$ -	$ -	$ -	$ -	$ -	$ -	$ -	$ -	$ -	$ -
2671	660001459	376.1	$ -	$ -	$ -	$ -	$ -	$ -	$ -	$ -	$ -	$ -	$ -	$ -	$ -	$ -	$ -	$ -
2672	660001459	376.2	$ -	$ -	$ -	$ -	$ -	$ -	$ -	$ -	$ -	$ -	$ -	$ -	$ -	$ -	$ -	$ -
2673	660001459	376.4	$ -	$ -	$ -	$ -	$ -	$ -	$ -	$ -	$ -	$ -	$ -	$ -	$ -	$ -	$ -	$ -
2674	660001459	380.0	$ -	$ -	$ -	$ -	$ -	$ -	$ -	$ -	$ -	$ -	$ -	$ -	$ -	$ -	$ -	$ -
2675	660001460	376.1	$ -	$ -	$ -	$ -	$ -	$ -	$ -	$ -	$ -	$ -	$ -	$ -	$ -	$ -	$ -	$ -
2676	660001460	376.2	$ -	$ -	$ -	$ -	$ -	$ -	$ -	$ -	$ -	$ -	$ -	$ -	$ -	$ -	$ -	$ -
2677	660001460	376.4	$ -	$ -	$ -	$ -	$ -	$ -	$ -	$ -	$ -	$ -	$ -	$ -	$ -	$ -	$ -	$ -
2678	660001460	380.0	$ -	$ -	$ -	$ -	$ -	$ -	$ -	$ -	$ -	$ -	$ -	$ -	$ -	$ -	$ -	$ -
2679	T624001461	367.1	$ -	$ -	$ -	$ -	$ -	$ -	$ -	$ -	$ -	$ -	$ -	$ -	$ -	$ -	$ -	$ -
2680	T624001461	368.0	$ -	$ -	$ -	$ -	$ -	$ -	$ -	$ -	$ -	$ -	$ -	$ -	$ -	$ -	$ -	$ -
2681	T624001461	369.0	$ -	$ -	$ -	$ -	$ -	$ -	$ -	$ -	$ -	$ -	$ -	$ -	$ -	$ -	$ -	$ -
2682	T680001462	367.1	$ -	$ -	$ -	$ -	$ -	$ -	$ -	$ -	$ -	$ -	$ -	$ -	$ -	$ -	$ -	$ -
2683	T680001462	368.0	$ -	$ -	$ -	$ -	$ -	$ -	$ -	$ -	$ -	$ -	$ -	$ -	$ -	$ -	$ -	$ -
2684	T680001462	369.0	$ -	$ -	$ -	$ -	$ -	$ -	$ -	$ -	$ -	$ -	$ -	$ -	$ -	$ -	$ -	$ -
2685	T624001463		$ -	$ -	$ -	$ -	$ -	$ -	$ -	$ -	$ -	$ -	$ -	$ -	$ -	$ -	$ -	$ -
2686	T624001464	367.1	$ -	$ -	$ -	$ -	$ -	$ -	$ -	$ -	$ -	$ -	$ -	$ -	$ -	$ -	$ -	$ -
2687	T624001464	368.0	$ -	$ -	$ -	$ -	$ -	$ -	$ -	$ -	$ -	$ -	$ -	$ -	$ -	$ -	$ -	$ -
2688	T624001464	369.0	$ -	$ -	$ -	$ -	$ -	$ -	$ -	$ -	$ -	$ -	$ -	$ -	$ -	$ -	$ -	$ -
2689	T680001465	367.1	$ -	$ -	$ -	$ -	$ -	$ -	$ -	$ -	$ -	$ -	$ -	$ -	$ -	$ -	$ -	$ -
2690	T680001465	368.0	$ -	$ -	$ -	$ -	$ -	$ -	$ -	$ -	$ -	$ -	$ -	$ -	$ -	$ -	$ -	$ -
2691	T680001465	369.0	$ -	$ -	$ -	$ -	$ -	$ -	$ -	$ -	$ -	$ -	$ -	$ -	$ -	$ -	$ -	$ -
2692	601001466	376.1	$ -	$ -	$ -	$ 0	$ 0	$ 0	$ 0	$ 0	$ 0	$ 0	$ 0	$ 0	$ 0	$ 0	$ 0	$ 0
2693	601001466	376.2	$ -	$ -	$ -	$ 0	$ 0	$ 0	$ 0	$ 0	$ 0	$ 0	$ 0	$ 0	$ 0	$ 0	$ 0	$ 0
2694	601001466	376.4	$ -	$ -	$ -	$ 0	$ 0	$ 0	$ 0	$ 0	$ 0	$ 0	$ 0	$ 0	$ 0	$ 0	$ 0	$ 0
2695	601001466	380.0	$ -	$ -	$ -	$ 0	$ 0	$ 0	$ 0	$ 0	$ 0	$ 0	$ 0	$ 0	$ 0	$ 0	$ 0	$ 0
2696	T624001467	367.1	$ -	$ -	$ -	$ -	$ -	$ -	$ -	$ -	$ -	$ -	$ -	$ -	$ -	$ -	$ -	$ -
2697	T624001467	368.0	$ -	$ -	$ -	$ -	$ -	$ -	$ -	$ -	$ -	$ -	$ -	$ -	$ -	$ -	$ -	$ -
2698	T624001467	369.0	$ -	$ -	$ -	$ -	$ -	$ -	$ -	$ -	$ -	$ -	$ -	$ -	$ -	$ -	$ -	$ -
2699	T624001468	367.1	$ -	$ -	$ -	$ -	$ -	$ -	$ -	$ -	$ -	$ -	$ -	$ -	$ -	$ -	$ -	$ -
2700	T624001468	368.0	$ -	$ -	$ -	$ -	$ -	$ -	$ -	$ -	$ -	$ -	$ -	$ -	$ -	$ -	$ -	$ -
2701	T624001468	369.0	$ -	$ -	$ -	$ -	$ -	$ -	$ -	$ -	$ -	$ -	$ -	$ -	$ -	$ -	$ -	$ -
2702	T624001469	367.1	$ -	$ -	$ -	$ -	$ -	$ -	$ -	$ -	$ -	$ -	$ -	$ -	$ -	$ -	$ -	$ -
2703	T624001469	368.0	$ -	$ -	$ -	$ -	$ -	$ -	$ -	$ -	$ -	$ -	$ -	$ -	$ -	$ -	$ -	$ -
2704	T624001469	369.0	$ -	$ -	$ -	$ -	$ -	$ -	$ -	$ -	$ -	$ -	$ -	$ -	$ -	$ -	$ -	$ -
2705	601001470	376.1	$ -	$ -	$ -	$ -	$ -	$ -	$ 21	$ 21	$ 21	$ 25	$ 25	$ 25	$ 25	$ 25	$ 25	$ 25
2706	601001470	376.2	$ -	$ -	$ -	$ -	$ -	$ -	$ 139	$ 139	$ 139	$ 169	$ 169	$ 169	$ 169	$ 169	$ 169	$ 169
2707	601001470	376.4	$ -	$ -	$ -	$ -	$ -	$ -	$ 18	$ 18	$ 18	$ 21	$ 21	$ 21	$ 21	$ 21	$ 21	$ 21

Sponsored by NMGC Witness Erik C. Buchanan

WP Plant 4 Deprec Activity

NEW MEXICO GAS COMPANY, INC.

Depreciation Activity
Base Period - 12 Months Ending March 31, 2023
Future Test Year - 12 Months Ending September 30, 2025

	A	B	S	T	U	V	W	X	Y	Z	AA	AB	AC	AD	AE	AF
1																
2			Activity	Activity	Activity	Activity	Activity	Activity	Activity	Activity	Activity	Activity	Activity	Activity	Activity	Activity
3	Investment Number / Beginning Balance	FERC Account	8/31/2024	9/30/2024	10/31/2024	11/30/2024	12/31/2024	1/31/2025	2/28/2025	3/31/2025	4/30/2025	5/31/2025	6/30/2025	7/31/2025	8/31/2025	9/30/2025
2656	660001454	376.2	$ -	$ -	$ -	$ -	$ -	$ -	$ -	$ -	$ -	$ -	$ -	$ -	$ -	$ -
2657	660001454	376.4	$ -	$ -	$ -	$ -	$ -	$ -	$ -	$ -	$ -	$ -	$ -	$ -	$ -	$ -
2658	660001454	380.0	$ -	$ -	$ -	$ -	$ -	$ -	$ -	$ -	$ -	$ -	$ -	$ -	$ -	$ -
2659	660001455	376.1	$ -	$ -	$ -	$ -	$ -	$ -	$ -	$ -	$ -	$ -	$ -	$ -	$ -	$ -
2660	660001455	376.2	$ -	$ -	$ -	$ -	$ -	$ -	$ -	$ -	$ -	$ -	$ -	$ -	$ -	$ -
2661	660001455	376.4	$ -	$ -	$ -	$ -	$ -	$ -	$ -	$ -	$ -	$ -	$ -	$ -	$ -	$ -
2662	660001455	380.0	$ -	$ -	$ -	$ -	$ -	$ -	$ -	$ -	$ -	$ -	$ -	$ -	$ -	$ -
2663	660001456	376.1	$ -	$ -	$ -	$ -	$ -	$ -	$ -	$ -	$ -	$ -	$ -	$ -	$ -	$ -
2664	660001456	376.2	$ -	$ -	$ -	$ -	$ -	$ -	$ -	$ -	$ -	$ -	$ -	$ -	$ -	$ -
2665	660001456	376.4	$ -	$ -	$ -	$ -	$ -	$ -	$ -	$ -	$ -	$ -	$ -	$ -	$ -	$ -
2666	660001456	380.0	$ -	$ -	$ -	$ -	$ -	$ -	$ -	$ -	$ -	$ -	$ -	$ -	$ -	$ -
2667	T624001457	367.1	$ -	$ -	$ -	$ -	$ -	$ -	$ -	$ -	$ -	$ -	$ -	$ -	$ -	$ -
2668	T624001457	368.0	$ -	$ -	$ -	$ -	$ -	$ -	$ -	$ -	$ -	$ -	$ -	$ -	$ -	$ -
2669	T624001457	369.0	$ -	$ -	$ -	$ -	$ -	$ -	$ -	$ -	$ -	$ -	$ -	$ -	$ -	$ -
2670	601001458	303.3	$ -	$ -	$ -	$ -	$ -	$ -	$ -	$ -	$ -	$ -	$ -	$ -	$ -	$ -
2671	660001459	376.1	$ -	$ -	$ -	$ -	$ -	$ -	$ -	$ -	$ -	$ -	$ -	$ -	$ -	$ -
2672	660001459	376.2	$ -	$ -	$ -	$ -	$ -	$ -	$ -	$ -	$ -	$ -	$ -	$ -	$ -	$ -
2673	660001459	376.4	$ -	$ -	$ -	$ -	$ -	$ -	$ -	$ -	$ -	$ -	$ -	$ -	$ -	$ -
2674	660001459	380.0	$ -	$ -	$ -	$ -	$ -	$ -	$ -	$ -	$ -	$ -	$ -	$ -	$ -	$ -
2675	660001460	376.1	$ -	$ -	$ -	$ -	$ -	$ -	$ -	$ -	$ -	$ -	$ -	$ -	$ -	$ -
2676	660001460	376.2	$ -	$ -	$ -	$ -	$ -	$ -	$ -	$ -	$ -	$ -	$ -	$ -	$ -	$ -
2677	660001460	376.4	$ -	$ -	$ -	$ -	$ -	$ -	$ -	$ -	$ -	$ -	$ -	$ -	$ -	$ -
2678	660001460	380.0	$ -	$ -	$ -	$ -	$ -	$ -	$ -	$ -	$ -	$ -	$ -	$ -	$ -	$ -
2679	T624001461	367.1	$ -	$ -	$ -	$ -	$ -	$ -	$ -	$ -	$ -	$ -	$ -	$ -	$ -	$ -
2680	T624001461	368.0	$ -	$ -	$ -	$ -	$ -	$ -	$ -	$ -	$ -	$ -	$ -	$ -	$ -	$ -
2681	T624001461	369.0	$ -	$ -	$ -	$ -	$ -	$ -	$ -	$ -	$ -	$ -	$ -	$ -	$ -	$ -
2682	T680001462	367.1	$ -	$ -	$ -	$ -	$ -	$ -	$ -	$ -	$ -	$ -	$ -	$ -	$ -	$ -
2683	T680001462	368.0	$ -	$ -	$ -	$ -	$ -	$ -	$ -	$ -	$ -	$ -	$ -	$ -	$ -	$ -
2684	T680001462	369.0	$ -	$ -	$ -	$ -	$ -	$ -	$ -	$ -	$ -	$ -	$ -	$ -	$ -	$ -
2685	T624001463		$ -	$ -	$ -	$ -	$ -	$ -	$ -	$ -	$ -	$ -	$ -	$ -	$ -	$ -
2686	T624001464	367.1	$ -	$ -	$ -	$ -	$ -	$ -	$ -	$ -	$ -	$ -	$ -	$ -	$ -	$ -
2687	T624001464	368.0	$ -	$ -	$ -	$ -	$ -	$ -	$ -	$ -	$ -	$ -	$ -	$ -	$ -	$ -
2688	T624001464	369.0	$ -	$ -	$ -	$ -	$ -	$ -	$ -	$ -	$ -	$ -	$ -	$ -	$ -	$ -
2689	T680001465	367.1	$ -	$ -	$ -	$ -	$ -	$ -	$ -	$ -	$ -	$ -	$ -	$ -	$ -	$ -
2690	T680001465	368.0	$ -	$ -	$ -	$ -	$ -	$ -	$ -	$ -	$ -	$ -	$ -	$ -	$ -	$ -
2691	T680001465	369.0	$ -	$ -	$ -	$ -	$ -	$ -	$ -	$ -	$ -	$ -	$ -	$ -	$ -	$ -
2692	601001466	376.1	$ 0	$ 0	$ 0	$ 0	$ 0	$ 0	$ 0	$ 0	$ 0	$ 0	$ 0	$ 0	$ 0	$ 0
2693	601001466	376.2	$ 0	$ 0	$ 0	$ 0	$ 0	$ 0	$ 0	$ 0	$ 0	$ 0	$ 0	$ 0	$ 0	$ 0
2694	601001466	376.4	$ 0	$ 0	$ 0	$ 0	$ 0	$ 0	$ 0	$ 0	$ 0	$ 0	$ 0	$ 0	$ 0	$ 0
2695	601001466	380.0	$ 0	$ 0	$ 0	$ 0	$ 0	$ 0	$ 0	$ 0	$ 0	$ 0	$ 0	$ 0	$ 0	$ 0
2696	T624001467	367.1	$ -	$ -	$ -	$ -	$ -	$ -	$ -	$ -	$ -	$ -	$ -	$ -	$ -	$ -
2697	T624001467	368.0	$ -	$ -	$ -	$ -	$ -	$ -	$ -	$ -	$ -	$ -	$ -	$ -	$ -	$ -
2698	T624001467	369.0	$ -	$ -	$ -	$ -	$ -	$ -	$ -	$ -	$ -	$ -	$ -	$ -	$ -	$ -
2699	T624001468	367.1	$ -	$ -	$ -	$ -	$ -	$ -	$ -	$ -	$ -	$ -	$ -	$ -	$ -	$ -
2700	T624001468	368.0	$ -	$ -	$ -	$ -	$ -	$ -	$ -	$ -	$ -	$ -	$ -	$ -	$ -	$ -
2701	T624001468	369.0	$ -	$ -	$ -	$ -	$ -	$ -	$ -	$ -	$ -	$ -	$ -	$ -	$ -	$ -
2702	T624001469	367.1	$ -	$ -	$ -	$ -	$ -	$ -	$ -	$ -	$ -	$ -	$ -	$ -	$ -	$ -
2703	T624001469	368.0	$ -	$ -	$ -	$ -	$ -	$ -	$ -	$ -	$ -	$ -	$ -	$ -	$ -	$ -
2704	T624001469	369.0	$ -	$ -	$ -	$ -	$ -	$ -	$ -	$ -	$ -	$ -	$ -	$ -	$ -	$ -
2705	601001470	376.1	$ 25	$ 25	$ 25	$ 25	$ 25	$ 25	$ 25	$ 25	$ 25	$ 25	$ 25	$ 25	$ 25	$ 25
2706	601001470	376.2	$ 169	$ 169	$ 169	$ 169	$ 169	$ 169	$ 169	$ 169	$ 169	$ 169	$ 169	$ 169	$ 169	$ 169
2707	601001470	376.4	$ 21	$ 21	$ 21	$ 21	$ 21	$ 21	$ 21	$ 21	$ 21	$ 21	$ 21	$ 21	$ 21	$ 21

Sponsored by NMGC Witness Erik C. Buchanan

NEW MEXICO GAS COMPANY, INC.

Depreciation Activity
Base Period - 12 Months Ending March 31, 2023
Future Test Year - 12 Months Ending September 30, 2025

	A	B	C	D	E	F	G	H	I	J	K	L	M	N	O	P	Q	R
1																		
2			Activity	Activity	Activity	Activity	Activity	Activity	Activity	Activity	Activity	Activity	Activity	Activity	Activity	Activity	Activity	Activity
3	Investment Number / Beginning Balance	FERC Account	4/30/2023	5/31/2023	6/30/2023	7/31/2023	8/31/2023	9/30/2023	10/31/2023	11/30/2023	12/31/2023	1/31/2024	2/29/2024	3/31/2024	4/30/2024	5/31/2024	6/30/2024	7/31/2024
2708	601001470	380.0	$ -	$ -	$ -	$ -	$ -	$ -	$ 28	$ 28	$ 28	$ 35	$ 35	$ 35	$ 35	$ 35	$ 35	$ 35
2709	601001471	376.1	$ -	$ -	$ -	$ -	$ -	$ -	$ -	$ -	$ -	$ -	$ -	$ -	$ -	$ -	$ -	$ 16
2710	601001471	376.2	$ -	$ -	$ -	$ -	$ -	$ -	$ -	$ -	$ -	$ -	$ -	$ -	$ -	$ -	$ -	$ 108
2711	601001471	376.4	$ -	$ -	$ -	$ -	$ -	$ -	$ -	$ -	$ -	$ -	$ -	$ -	$ -	$ -	$ -	$ 14
2712	601001471	380.0	$ -	$ -	$ -	$ -	$ -	$ -	$ -	$ -	$ -	$ -	$ -	$ -	$ -	$ -	$ -	$ 22
2713	T601001472	367.3	$ -	$ -	$ -	$ -	$ -	$ -	$ -	$ -	$ -	$ -	$ -	$ -	$ -	$ -	$ -	$ -
2714	T660001473	367.1	$ -	$ -	$ -	$ -	$ -	$ -	$ -	$ -	$ -	$ -	$ -	$ -	$ -	$ -	$ -	$ -
2715	T660001473	368.0	$ -	$ -	$ -	$ -	$ -	$ -	$ -	$ -	$ -	$ -	$ -	$ -	$ -	$ -	$ -	$ -
2716	T660001473	369.0	$ -	$ -	$ -	$ -	$ -	$ -	$ -	$ -	$ -	$ -	$ -	$ -	$ -	$ -	$ -	$ -
2717	601001474	392.0	$ -	$ -	$ -	$ -	$ -	$ -	$ -	$ -	$ -	$ -	$ -	$ -	$ -	$ -	$ -	$ -
2718	601001474	392.1	$ -	$ -	$ -	$ -	$ -	$ -	$ -	$ -	$ -	$ -	$ -	$ -	$ -	$ -	$ -	$ -
2719	601001474	392.2	$ -	$ -	$ -	$ -	$ -	$ -	$ -	$ -	$ -	$ -	$ -	$ -	$ -	$ -	$ -	$ -
2720	601001474	392.3	$ -	$ -	$ -	$ -	$ -	$ -	$ -	$ -	$ -	$ -	$ -	$ -	$ -	$ -	$ -	$ -
2721	601001475	392.0	$ -	$ -	$ -	$ -	$ -	$ -	$ -	$ -	$ -	$ -	$ -	$ -	$ -	$ -	$ -	$ -
2722	601001475	392.1	$ -	$ -	$ -	$ -	$ -	$ -	$ -	$ -	$ -	$ -	$ -	$ -	$ -	$ -	$ -	$ -
2723	601001475	392.2	$ -	$ -	$ -	$ -	$ -	$ -	$ -	$ -	$ -	$ -	$ -	$ -	$ -	$ -	$ -	$ -
2724	601001475	392.3	$ -	$ -	$ -	$ -	$ -	$ -	$ -	$ -	$ -	$ -	$ -	$ -	$ -	$ -	$ -	$ -
2725	601001476	393.0	$ -	$ -	$ -	$ -	$ -	$ -	$ -	$ -	$ -	$ -	$ -	$ -	$ -	$ -	$ -	$ -
2726	601001476	396.0	$ -	$ -	$ -	$ -	$ -	$ -	$ -	$ -	$ -	$ -	$ -	$ -	$ -	$ -	$ -	$ -
2727	T660001477	367.1	$ -	$ -	$ -	$ -	$ -	$ -	$ -	$ -	$ -	$ -	$ -	$ -	$ -	$ -	$ -	$ -
2728	T660001477	368.0	$ -	$ -	$ -	$ -	$ -	$ -	$ -	$ -	$ -	$ -	$ -	$ -	$ -	$ -	$ -	$ -
2729	T660001477	369.0	$ -	$ -	$ -	$ -	$ -	$ -	$ -	$ -	$ -	$ -	$ -	$ -	$ -	$ -	$ -	$ -
2730	601001478	393.0	$ -	$ -	$ -	$ -	$ -	$ -	$ -	$ -	$ -	$ -	$ -	$ -	$ -	$ -	$ -	$ -
2731	601001478	396.0	$ -	$ -	$ -	$ -	$ -	$ -	$ -	$ -	$ -	$ -	$ -	$ -	$ -	$ -	$ -	$ -
2732	T660001479	367.1	$ -	$ -	$ -	$ -	$ -	$ -	$ -	$ -	$ -	$ -	$ -	$ -	$ -	$ -	$ -	$ -
2733	T660001479	368.0	$ -	$ -	$ -	$ -	$ -	$ -	$ -	$ -	$ -	$ -	$ -	$ -	$ -	$ -	$ -	$ -
2734	T660001479	369.0	$ -	$ -	$ -	$ -	$ -	$ -	$ -	$ -	$ -	$ -	$ -	$ -	$ -	$ -	$ -	$ -
2735	625001481	376.1	$ -	$ -	$ -	$ -	$ -	$ -	$ -	$ -	$ -	$ -	$ -	$ -	$ -	$ -	$ -	$ -
2736	625001481	376.2	$ -	$ -	$ -	$ -	$ -	$ -	$ -	$ -	$ -	$ -	$ -	$ -	$ -	$ -	$ -	$ -
2737	625001481	376.4	$ -	$ -	$ -	$ -	$ -	$ -	$ -	$ -	$ -	$ -	$ -	$ -	$ -	$ -	$ -	$ -
2738	625001481	380.0	$ -	$ -	$ -	$ -	$ -	$ -	$ -	$ -	$ -	$ -	$ -	$ -	$ -	$ -	$ -	$ -
2739	622001482	376.1	$ -	$ -	$ -	$ -	$ -	$ -	$ -	$ -	$ -	$ -	$ -	$ -	$ -	$ -	$ -	$ -
2740	622001482	376.2	$ -	$ -	$ -	$ -	$ -	$ -	$ -	$ -	$ -	$ -	$ -	$ -	$ -	$ -	$ -	$ -
2741	622001482	376.4	$ -	$ -	$ -	$ -	$ -	$ -	$ -	$ -	$ -	$ -	$ -	$ -	$ -	$ -	$ -	$ -
2742	626001483	376.1	$ -	$ -	$ -	$ -	$ -	$ -	$ -	$ -	$ -	$ -	$ -	$ -	$ -	$ -	$ -	$ -
2743	626001483	376.2	$ -	$ -	$ -	$ -	$ -	$ -	$ -	$ -	$ -	$ -	$ -	$ -	$ -	$ -	$ -	$ -
2744	626001483	376.4	$ -	$ -	$ -	$ -	$ -	$ -	$ -	$ -	$ -	$ -	$ -	$ -	$ -	$ -	$ -	$ -
2745	626001483	380.0	$ -	$ -	$ -	$ -	$ -	$ -	$ -	$ -	$ -	$ -	$ -	$ -	$ -	$ -	$ -	$ -
2746	625001484	376.1	$ -	$ -	$ -	$ -	$ -	$ -	$ -	$ -	$ -	$ -	$ -	$ -	$ -	$ -	$ -	$ -
2747	625001484	376.2	$ -	$ -	$ -	$ -	$ -	$ -	$ -	$ -	$ -	$ -	$ -	$ -	$ -	$ -	$ -	$ -
2748	625001484	376.4	$ -	$ -	$ -	$ -	$ -	$ -	$ -	$ -	$ -	$ -	$ -	$ -	$ -	$ -	$ -	$ -
2749	625001484	380.0	$ -	$ -	$ -	$ -	$ -	$ -	$ -	$ -	$ -	$ -	$ -	$ -	$ -	$ -	$ -	$ -
2750	626001485	376.1	$ -	$ -	$ -	$ -	$ -	$ -	$ -	$ -	$ -	$ -	$ -	$ -	$ -	$ -	$ -	$ 536
2751	626001485	376.2	$ -	$ -	$ -	$ -	$ -	$ -	$ -	$ -	$ -	$ -	$ -	$ -	$ -	$ -	$ -	$ 3,609
2752	626001485	376.4	$ -	$ -	$ -	$ -	$ -	$ -	$ -	$ -	$ -	$ -	$ -	$ -	$ -	$ -	$ -	$ 458
2753	626001485	380.0	$ -	$ -	$ -	$ -	$ -	$ -	$ -	$ -	$ -	$ -	$ -	$ -	$ -	$ -	$ -	$ 736
2754	605001486	376.1	$ -	$ -	$ -	$ -	$ -	$ 43	$ 43	$ 43	$ 43	$ 43	$ 43	$ 43	$ 43	$ 43	$ 43	$ 43
2755	605001486	376.2	$ -	$ -	$ -	$ -	$ -	$ 290	$ 290	$ 290	$ 290	$ 290	$ 290	$ 290	$ 290	$ 290	$ 290	$ 290
2756	605001486	376.4	$ -	$ -	$ -	$ -	$ -	$ 37	$ 37	$ 37	$ 37	$ 37	$ 37	$ 37	$ 37	$ 37	$ 37	$ 37
2757	605001486	380.0	$ -	$ -	$ -	$ -	$ -	$ 59	$ 59	$ 59	$ 59	$ 59	$ 59	$ 59	$ 59	$ 59	$ 59	$ 59
2758	T624001487	367.1	$ -	$ -	$ -	$ -	$ -	$ -	$ -	$ -	$ -	$ -	$ -	$ -	$ -	$ -	$ -	$ -
2759	T624001487	368.0	$ -	$ -	$ -	$ -	$ -	$ -	$ -	$ -	$ -	$ -	$ -	$ -	$ -	$ -	$ -	$ -

NEW MEXICO GAS COMPANY, INC.

Depreciation Activity
Base Period - 12 Months Ending March 31, 2023
Future Test Year - 12 Months Ending September 30, 2025

	A	B	S	T	U	V	W	X	Y	Z	AA	AB	AC	AD	AE	AF
1																
2			Activity	Activity	Activity	Activity	Activity	Activity	Activity	Activity	Activity	Activity	Activity	Activity	Activity	Activity
3	Investment Number / Beginning Balance	FERC Account	8/31/2024	9/30/2024	10/31/2024	11/30/2024	12/31/2024	1/31/2025	2/28/2025	3/31/2025	4/30/2025	5/31/2025	6/30/2025	7/31/2025	8/31/2025	9/30/2025
2708	601001470	380.0	$ 35	$ 35	$ 35	$ 35	$ 35	$ 35	$ 35	$ 35	$ 35	$ 35	$ 35	$ 35	$ 35	$ 35
2709	601001471	376.1	$ 16	$ 16	$ 26	$ 26	$ 26	$ 27	$ 27	$ 27	$ 27	$ 27	$ 27	$ 27	$ 27	$ 27
2710	601001471	376.2	$ 108	$ 108	$ 173	$ 173	$ 173	$ 185	$ 185	$ 185	$ 185	$ 185	$ 185	$ 185	$ 185	$ 185
2711	601001471	376.4	$ 14	$ 14	$ 22	$ 22	$ 22	$ 23	$ 23	$ 23	$ 23	$ 23	$ 23	$ 23	$ 23	$ 23
2712	601001471	380.0	$ 22	$ 22	$ 35	$ 35	$ 35	$ 38	$ 38	$ 38	$ 38	$ 38	$ 38	$ 38	$ 38	$ 38
2713	T601001472	367.3	$ -	$ -	$ -	$ -	$ -	$ -	$ -	$ -	$ -	$ -	$ -	$ -	$ -	$ -
2714	T660001473	367.1	$ -	$ -	$ -	$ -	$ -	$ -	$ -	$ -	$ -	$ -	$ -	$ -	$ -	$ -
2715	T660001473	368.0	$ -	$ -	$ -	$ -	$ -	$ -	$ -	$ -	$ -	$ -	$ -	$ -	$ -	$ -
2716	T660001473	369.0	$ -	$ -	$ -	$ -	$ -	$ -	$ -	$ -	$ -	$ -	$ -	$ -	$ -	$ -
2717	601001474	392.0	$ -	$ -	$ -	$ -	$ -	$ -	$ -	$ -	$ -	$ -	$ -	$ -	$ -	$ -
2718	601001474	392.1	$ -	$ -	$ -	$ -	$ -	$ -	$ -	$ -	$ -	$ -	$ -	$ -	$ -	$ -
2719	601001474	392.2	$ -	$ -	$ -	$ -	$ -	$ -	$ -	$ -	$ -	$ -	$ -	$ -	$ -	$ -
2720	601001474	392.3	$ -	$ -	$ -	$ -	$ -	$ -	$ -	$ -	$ -	$ -	$ -	$ -	$ -	$ -
2721	601001475	392.0	$ -	$ -	$ -	$ -	$ -	$ -	$ -	$ -	$ -	$ -	$ -	$ -	$ -	$ -
2722	601001475	392.1	$ -	$ -	$ -	$ -	$ -	$ -	$ -	$ -	$ -	$ -	$ -	$ -	$ -	$ -
2723	601001475	392.2	$ -	$ -	$ -	$ -	$ -	$ -	$ -	$ -	$ -	$ -	$ -	$ -	$ -	$ -
2724	601001475	392.3	$ -	$ -	$ -	$ -	$ -	$ -	$ -	$ -	$ -	$ -	$ -	$ -	$ -	$ -
2725	601001476	393.0	$ -	$ -	$ -	$ -	$ -	$ -	$ -	$ -	$ -	$ -	$ -	$ -	$ -	$ -
2726	601001476	396.0	$ -	$ -	$ -	$ -	$ -	$ -	$ -	$ -	$ -	$ -	$ -	$ -	$ -	$ -
2727	T660001477	367.1	$ -	$ -	$ -	$ -	$ -	$ -	$ -	$ -	$ -	$ -	$ -	$ -	$ -	$ -
2728	T660001477	368.0	$ -	$ -	$ -	$ -	$ -	$ -	$ -	$ -	$ -	$ -	$ -	$ -	$ -	$ -
2729	T660001477	369.0	$ -	$ -	$ -	$ -	$ -	$ -	$ -	$ -	$ -	$ -	$ -	$ -	$ -	$ -
2730	601001478	393.0	$ -	$ -	$ -	$ -	$ -	$ -	$ -	$ -	$ -	$ -	$ -	$ -	$ -	$ -
2731	601001478	396.0	$ -	$ -	$ -	$ -	$ -	$ -	$ -	$ -	$ -	$ -	$ -	$ -	$ -	$ -
2732	T660001479	367.1	$ -	$ -	$ -	$ -	$ -	$ -	$ -	$ -	$ -	$ -	$ -	$ -	$ -	$ -
2733	T660001479	368.0	$ -	$ -	$ -	$ -	$ -	$ -	$ -	$ -	$ -	$ -	$ -	$ -	$ -	$ -
2734	T660001479	369.0	$ -	$ -	$ -	$ -	$ -	$ -	$ -	$ -	$ -	$ -	$ -	$ -	$ -	$ -
2735	625001481	376.1	$ -	$ -	$ -	$ -	$ -	$ -	$ -	$ -	$ -	$ -	$ -	$ -	$ -	$ -
2736	625001481	376.2	$ -	$ -	$ -	$ -	$ -	$ -	$ -	$ -	$ -	$ -	$ -	$ -	$ -	$ -
2737	625001481	376.4	$ -	$ -	$ -	$ -	$ -	$ -	$ -	$ -	$ -	$ -	$ -	$ -	$ -	$ -
2738	625001481	380.0	$ -	$ -	$ -	$ -	$ -	$ -	$ -	$ -	$ -	$ -	$ -	$ -	$ -	$ -
2739	622001482	376.1	$ -	$ -	$ -	$ -	$ -	$ -	$ -	$ -	$ -	$ -	$ -	$ -	$ -	$ -
2740	622001482	376.2	$ -	$ -	$ -	$ -	$ -	$ -	$ -	$ -	$ -	$ -	$ -	$ -	$ -	$ -
2741	622001482	376.4	$ -	$ -	$ -	$ -	$ -	$ -	$ -	$ -	$ -	$ -	$ -	$ -	$ -	$ -
2742	626001483	376.1	$ -	$ -	$ -	$ -	$ -	$ -	$ -	$ -	$ -	$ -	$ -	$ -	$ -	$ -
2743	626001483	376.2	$ -	$ -	$ -	$ -	$ -	$ -	$ -	$ -	$ -	$ -	$ -	$ -	$ -	$ -
2744	626001483	376.4	$ -	$ -	$ -	$ -	$ -	$ -	$ -	$ -	$ -	$ -	$ -	$ -	$ -	$ -
2745	626001483	380.0	$ -	$ -	$ -	$ -	$ -	$ -	$ -	$ -	$ -	$ -	$ -	$ -	$ -	$ -
2746	625001484	376.1	$ -	$ -	$ 97	$ 97	$ 97	$ 97	$ 97	$ 97	$ 97	$ 97	$ 97	$ 97	$ 97	$ 97
2747	625001484	376.2	$ -	$ -	$ 652	$ 652	$ 652	$ 652	$ 652	$ 652	$ 652	$ 652	$ 652	$ 652	$ 652	$ 652
2748	625001484	376.4	$ -	$ -	$ 83	$ 83	$ 83	$ 83	$ 83	$ 83	$ 83	$ 83	$ 83	$ 83	$ 83	$ 83
2749	625001484	380.0	$ -	$ -	$ 133	$ 133	$ 133	$ 133	$ 133	$ 133	$ 133	$ 133	$ 133	$ 133	$ 133	$ 133
2750	626001485	376.1	$ 536	$ 536	$ 536	$ 536	$ 536	$ 536	$ 536	$ 536	$ 536	$ 536	$ 536	$ 536	$ 536	$ 536
2751	626001485	376.2	$ 3,609	$ 3,609	$ 3,609	$ 3,609	$ 3,609	$ 3,609	$ 3,609	$ 3,609	$ 3,609	$ 3,609	$ 3,609	$ 3,609	$ 3,609	$ 3,609
2752	626001485	376.4	$ 458	$ 458	$ 458	$ 458	$ 458	$ 458	$ 458	$ 458	$ 458	$ 458	$ 458	$ 458	$ 458	$ 458
2753	626001485	380.0	$ 736	$ 736	$ 736	$ 736	$ 736	$ 736	$ 736	$ 736	$ 736	$ 736	$ 736	$ 736	$ 736	$ 736
2754	605001486	376.1	$ 43	$ 43	$ 43	$ 43	$ 43	$ 43	$ 43	$ 43	$ 43	$ 43	$ 43	$ 43	$ 43	$ 43
2755	605001486	376.2	$ 290	$ 290	$ 290	$ 290	$ 290	$ 290	$ 290	$ 290	$ 290	$ 290	$ 290	$ 290	$ 290	$ 290
2756	605001486	376.4	$ 37	$ 37	$ 37	$ 37	$ 37	$ 37	$ 37	$ 37	$ 37	$ 37	$ 37	$ 37	$ 37	$ 37
2757	605001486	380.0	$ 59	$ 59	$ 59	$ 59	$ 59	$ 59	$ 59	$ 59	$ 59	$ 59	$ 59	$ 59	$ 59	$ 59
2758	T624001487	367.1	$ -	$ -	$ -	$ -	$ -	$ 9,394	$ 9,394	$ 9,394	$ 9,394	$ 9,394	$ 9,394	$ 9,394	$ 9,394	$ 9,394
2759	T624001487	368.0	$ -	$ -	$ -	$ -	$ -	$ 1,803	$ 1,803	$ 1,803	$ 1,803	$ 1,803	$ 1,803	$ 1,803	$ 1,803	$ 1,803

Sponsored by NMGC Witness Erik C. Buchanan

NEW MEXICO GAS COMPANY, INC.

Depreciation Activity
Base Period - 12 Months Ending March 31, 2023
Future Test Year - 12 Months Ending September 30, 2025

	A	B	C	D	E	F	G	H	I	J	K	L	M	N	O	P	Q	R
1																		
2			Activity	Activity	Activity	Activity	Activity	Activity	Activity	Activity	Activity	Activity	Activity	Activity	Activity	Activity	Activity	Activity
3	Investment Number / Beginning Balance	FERC Account	4/30/2023	5/31/2023	6/30/2023	7/31/2023	8/31/2023	9/30/2023	10/31/2023	11/30/2023	12/31/2023	1/31/2024	2/29/2024	3/31/2024	4/30/2024	5/31/2024	6/30/2024	7/31/2024
2760	T624001487	369.0	$ -	$ -	$ -	$ -	$ -	$ -	$ -	$ -	$ -	$ -	$ -	$ -	$ -	$ -	$ -	$ -
2761	610001488	376.2	$ -	$ -	$ -	$ -	$ -	$ -	$ -	$ -	$ -	$ -	$ -	$ -	$ -	$ -	$ -	$ -
2762	629001489	376.1	$ -	$ -	$ -	$ -	$ -	$ -	$ -	$ -	$ -	$ -	$ -	$ -	$ -	$ -	$ -	$ -
2763	629001489	376.2	$ -	$ -	$ -	$ -	$ -	$ -	$ -	$ -	$ -	$ -	$ -	$ -	$ -	$ -	$ -	$ -
2764	629001489	376.4	$ -	$ -	$ -	$ -	$ -	$ -	$ -	$ -	$ -	$ -	$ -	$ -	$ -	$ -	$ -	$ -
2765	629001489	380.0	$ -	$ -	$ -	$ -	$ -	$ -	$ -	$ -	$ -	$ -	$ -	$ -	$ -	$ -	$ -	$ -
2766	610001490	376.1	$ -	$ -	$ -	$ 102	$ 102	$ 96	$ 252	$ 252	$ 252	$ 272	$ 272	$ 272	$ 272	$ 272	$ 272	$ 272
2767	610001490	376.2	$ -	$ -	$ -	$ 625	$ 625	$ 649	$ 1,694	$ 1,694	$ 1,694	$ 1,829	$ 1,829	$ 1,829	$ 1,829	$ 1,829	$ 1,829	$ 1,829
2768	610001490	376.4	$ -	$ -	$ -	$ 84	$ 84	$ 82	$ 215	$ 215	$ 215	$ 232	$ 232	$ 232	$ 232	$ 232	$ 232	$ 232
2769	610001490	380.0	$ -	$ -	$ -	$ 302	$ 302	$ 132	$ 346	$ 346	$ 346	$ 373	$ 373	$ 373	$ 373	$ 373	$ 373	$ 373
2770	601001491	303.3	$ -	$ -	$ -	$ -	$ -	$ -	$ -	$ -	$ -	$ -	$ -	$ -	$ -	$ -	$ -	$ -
2771	629001492	376.1	$ -	$ -	$ -	$ -	$ -	$ -	$ 81	$ 81	$ 81	$ 81	$ 81	$ 81	$ 81	$ 81	$ 81	$ 81
2772	629001492	376.2	$ -	$ -	$ -	$ -	$ -	$ -	$ 548	$ 548	$ 548	$ 548	$ 548	$ 548	$ 548	$ 548	$ 548	$ 548
2773	629001492	376.4	$ -	$ -	$ -	$ -	$ -	$ -	$ 69	$ 69	$ 69	$ 69	$ 69	$ 69	$ 69	$ 69	$ 69	$ 69
2774	629001492	380.0	$ -	$ -	$ -	$ -	$ -	$ -	$ 112	$ 112	$ 112	$ 112	$ 112	$ 112	$ 112	$ 112	$ 112	$ 112
2775	T624001494	367.1	$ -	$ -	$ -	$ -	$ -	$ -	$ -	$ -	$ -	$ -	$ -	$ -	$ -	$ -	$ -	$ -
2776	T624001494	368.0	$ -	$ -	$ -	$ -	$ -	$ -	$ -	$ -	$ -	$ -	$ -	$ -	$ -	$ -	$ -	$ -
2777	T624001494	369.0	$ -	$ -	$ -	$ -	$ -	$ -	$ -	$ -	$ -	$ -	$ -	$ -	$ -	$ -	$ -	$ -
2778	601001495	303.3	$ -	$ -	$ -	$ -	$ -	$ -	$ -	$ -	$ -	$ -	$ -	$ -	$ -	$ -	$ -	$ -
2779	601001496	303.3	$ -	$ -	$ -	$ -	$ -	$ -	$ -	$ -	$ -	$ -	$ -	$ -	$ -	$ -	$ -	$ -
2780	629001497	376.1	$ -	$ -	$ -	$ -	$ -	$ 46	$ 46	$ 46	$ 46	$ 46	$ 46	$ 46	$ 46	$ 46	$ 46	$ 46
2781	629001497	376.2	$ -	$ -	$ -	$ -	$ -	$ 309	$ 309	$ 309	$ 309	$ 309	$ 309	$ 309	$ 309	$ 309	$ 309	$ 309
2782	629001497	376.4	$ -	$ -	$ -	$ -	$ -	$ 39	$ 39	$ 39	$ 39	$ 39	$ 39	$ 39	$ 39	$ 39	$ 39	$ 39
2783	629001497	380.0	$ -	$ -	$ -	$ -	$ -	$ 63	$ 63	$ 63	$ 63	$ 63	$ 63	$ 63	$ 63	$ 63	$ 63	$ 63
2784	T624001498	367.1	$ -	$ -	$ -	$ -	$ -	$ -	$ -	$ -	$ -	$ -	$ -	$ -	$ -	$ -	$ -	$ -
2785	T624001498	368.0	$ -	$ -	$ -	$ -	$ -	$ -	$ -	$ -	$ -	$ -	$ -	$ -	$ -	$ -	$ -	$ -
2786	T624001498	369.0	$ -	$ -	$ -	$ -	$ -	$ -	$ -	$ -	$ -	$ -	$ -	$ -	$ -	$ -	$ -	$ -
2787	T624001499	367.1	$ -	$ -	$ -	$ -	$ -	$ -	$ -	$ -	$ -	$ -	$ -	$ -	$ -	$ -	$ -	$ -
2788	T624001499	368.0	$ -	$ -	$ -	$ -	$ -	$ -	$ -	$ -	$ -	$ -	$ -	$ -	$ -	$ -	$ -	$ -
2789	T624001499	369.0	$ -	$ -	$ -	$ -	$ -	$ -	$ -	$ -	$ -	$ -	$ -	$ -	$ -	$ -	$ -	$ -
2790	620001500	376.1	$ -	$ -	$ -	$ 32	$ 32	$ 30	$ 30	$ 30	$ 30	$ 30	$ 30	$ 30	$ 30	$ 30	$ 30	$ 30
2791	620001500	376.2	$ -	$ -	$ -	$ 195	$ 195	$ 202	$ 202	$ 202	$ 202	$ 202	$ 202	$ 202	$ 202	$ 202	$ 202	$ 202
2792	620001500	376.4	$ -	$ -	$ -	$ 26	$ 26	$ 26	$ 26	$ 26	$ 26	$ 26	$ 26	$ 26	$ 26	$ 26	$ 26	$ 26
2793	620001500	380.0	$ -	$ -	$ -	$ 94	$ 94	$ 41	$ 41	$ 41	$ 41	$ 41	$ 41	$ 41	$ 41	$ 41	$ 41	$ 41
2794	T624001501	367.1	$ -	$ -	$ -	$ -	$ -	$ -	$ -	$ -	$ -	$ -	$ -	$ -	$ -	$ -	$ -	$ -
2795	T624001501	368.0	$ -	$ -	$ -	$ -	$ -	$ -	$ -	$ -	$ -	$ -	$ -	$ -	$ -	$ -	$ -	$ -
2796	T624001501	369.0	$ -	$ -	$ -	$ -	$ -	$ -	$ -	$ -	$ -	$ -	$ -	$ -	$ -	$ -	$ -	$ -
2797	T624001502	367.1	$ -	$ -	$ -	$ -	$ -	$ -	$ -	$ -	$ -	$ -	$ -	$ -	$ -	$ -	$ -	$ -
2798	610001503	378.0	$ -	$ -	$ -	$ -	$ -	$ -	$ -	$ -	$ -	$ -	$ -	$ -	$ -	$ -	$ -	$ -
2799	610001503	385.0	$ -	$ -	$ -	$ -	$ -	$ -	$ -	$ -	$ -	$ -	$ -	$ -	$ -	$ -	$ -	$ -
2800	T624001504	367.1	$ -	$ -	$ -	$ 14,791	$ 14,791	$ 13,097	$ 13,097	$ 13,097	$ 13,097	$ 13,097	$ 13,097	$ 13,097	$ 13,097	$ 13,097	$ 13,097	$ 13,097
2801	T624001504	368.0	$ -	$ -	$ -	$ 2,260	$ 2,260	$ 2,513	$ 2,513	$ 2,513	$ 2,513	$ 2,513	$ 2,513	$ 2,513	$ 2,513	$ 2,513	$ 2,513	$ 2,513
2802	T624001504	369.0	$ -	$ -	$ -	$ 4,678	$ 4,678	$ 5,195	$ 5,195	$ 5,195	$ 5,195	$ 5,195	$ 5,195	$ 5,195	$ 5,195	$ 5,195	$ 5,195	$ 5,195
2803	601001505	391.2	$ -	$ -	$ -	$ -	$ -	$ -	$ -	$ -	$ -	$ -	$ -	$ -	$ -	$ -	$ -	$ -
2804	601001505	397.0	$ -	$ -	$ -	$ -	$ -	$ -	$ -	$ -	$ -	$ -	$ -	$ -	$ -	$ -	$ -	$ -
2805	601001505	398.0	$ -	$ -	$ -	$ -	$ -	$ -	$ -	$ -	$ -	$ -	$ -	$ -	$ -	$ -	$ -	$ -
2806	601001506	391.2	$ -	$ -	$ -	$ -	$ -	$ -	$ -	$ -	$ -	$ -	$ -	$ -	$ -	$ -	$ -	$ -
2807	601001506	397.0	$ -	$ -	$ -	$ -	$ -	$ -	$ -	$ -	$ -	$ -	$ -	$ -	$ -	$ -	$ -	$ -
2808	601001506	398.0	$ -	$ -	$ -	$ -	$ -	$ -	$ -	$ -	$ -	$ -	$ -	$ -	$ -	$ -	$ -	$ -
2809	620001507	376.1	$ -	$ -	$ -	$ -	$ -	$ -	$ -	$ -	$ -	$ -	$ -	$ -	$ -	$ -	$ -	$ -
2810	620001507	376.2	$ -	$ -	$ -	$ -	$ -	$ -	$ -	$ -	$ -	$ -	$ -	$ -	$ -	$ -	$ -	$ -
2811	620001507	376.4	$ -	$ -	$ -	$ -	$ -	$ -	$ -	$ -	$ -	$ -	$ -	$ -	$ -	$ -	$ -	$ -

Sponsored by NMGC Witness Erik C. Buchanan

NEW MEXICO GAS COMPANY, INC.

Depreciation Activity
Base Period - 12 Months Ending March 31, 2023
Future Test Year - 12 Months Ending September 30, 2025

	A	B	S	T	U	V	W	X	Y	Z	AA	AB	AC	AD	AE	AF
1																
2			Activity	Activity	Activity	Activity	Activity	Activity	Activity	Activity	Activity	Activity	Activity	Activity	Activity	Activity
3	Investment Number / Beginning Balance	FERC Account	8/31/2024	9/30/2024	10/31/2024	11/30/2024	12/31/2024	1/31/2025	2/28/2025	3/31/2025	4/30/2025	5/31/2025	6/30/2025	7/31/2025	8/31/2025	9/30/2025
2760	T624001487	369.0	$ -	$ -	$ -	$ -	$ -	$ 3,726	$ 3,726	$ 3,726	$ 3,726	$ 3,726	$ 3,726	$ 3,726	$ 3,726	$ 3,726
2761	610001488	376.2	$ -	$ -	$ -	$ -	$ -	$ -	$ -	$ -	$ -	$ -	$ -	$ -	$ -	$ -
2762	629001489	376.1	$ -	$ -	$ -	$ -	$ -	$ -	$ -	$ -	$ -	$ -	$ -	$ -	$ -	$ -
2763	629001489	376.2	$ -	$ -	$ -	$ -	$ -	$ -	$ -	$ -	$ -	$ -	$ -	$ -	$ -	$ -
2764	629001489	376.4	$ -	$ -	$ -	$ -	$ -	$ -	$ -	$ -	$ -	$ -	$ -	$ -	$ -	$ -
2765	629001489	380.0	$ -	$ -	$ -	$ -	$ -	$ -	$ -	$ -	$ -	$ -	$ -	$ -	$ -	$ -
2766	610001490	376.1	$ 272	$ 272	$ 272	$ 272	$ 272	$ 272	$ 272	$ 272	$ 272	$ 272	$ 272	$ 272	$ 272	$ 272
2767	610001490	376.2	$ 1,829	$ 1,829	$ 1,829	$ 1,829	$ 1,829	$ 1,829	$ 1,829	$ 1,829	$ 1,829	$ 1,829	$ 1,829	$ 1,829	$ 1,829	$ 1,829
2768	610001490	376.4	$ 232	$ 232	$ 232	$ 232	$ 232	$ 232	$ 232	$ 232	$ 232	$ 232	$ 232	$ 232	$ 232	$ 232
2769	610001490	380.0	$ 373	$ 373	$ 373	$ 373	$ 373	$ 373	$ 373	$ 373	$ 373	$ 373	$ 373	$ 373	$ 373	$ 373
2770	601001491	303.3	$ -	$ -	$ -	$ -	$ -	$ -	$ -	$ -	$ -	$ -	$ -	$ -	$ -	$ -
2771	629001492	376.1	$ 81	$ 81	$ 81	$ 81	$ 81	$ 81	$ 81	$ 81	$ 81	$ 81	$ 81	$ 81	$ 81	$ 81
2772	629001492	376.2	$ 548	$ 548	$ 548	$ 548	$ 548	$ 548	$ 548	$ 548	$ 548	$ 548	$ 548	$ 548	$ 548	$ 548
2773	629001492	376.4	$ 69	$ 69	$ 69	$ 69	$ 69	$ 69	$ 69	$ 69	$ 69	$ 69	$ 69	$ 69	$ 69	$ 69
2774	629001492	380.0	$ 112	$ 112	$ 112	$ 112	$ 112	$ 112	$ 112	$ 112	$ 112	$ 112	$ 112	$ 112	$ 112	$ 112
2775	T624001494	367.1	$ -	$ -	$ -	$ -	$ -	$ -	$ 4,951	$ 4,951	$ 4,951	$ 4,951	$ 4,951	$ 4,951	$ 4,951	$ 4,951
2776	T624001494	368.0	$ -	$ -	$ -	$ -	$ -	$ -	$ 950	$ 950	$ 950	$ 950	$ 950	$ 950	$ 950	$ 950
2777	T624001494	369.0	$ -	$ -	$ -	$ -	$ -	$ -	$ 1,964	$ 1,964	$ 1,964	$ 1,964	$ 1,964	$ 1,964	$ 1,964	$ 1,964
2778	601001495	303.3	$ -	$ -	$ -	$ -	$ -	$ -	$ -	$ -	$ -	$ -	$ -	$ -	$ -	$ -
2779	601001496	303.3	$ -	$ -	$ -	$ -	$ -	$ -	$ -	$ -	$ -	$ -	$ -	$ -	$ -	$ -
2780	629001497	376.1	$ 46	$ 46	$ 46	$ 46	$ 46	$ 46	$ 46	$ 46	$ 46	$ 46	$ 46	$ 46	$ 46	$ 46
2781	629001497	376.2	$ 309	$ 309	$ 309	$ 309	$ 309	$ 309	$ 309	$ 309	$ 309	$ 309	$ 309	$ 309	$ 309	$ 309
2782	629001497	376.4	$ 39	$ 39	$ 39	$ 39	$ 39	$ 39	$ 39	$ 39	$ 39	$ 39	$ 39	$ 39	$ 39	$ 39
2783	629001497	380.0	$ 63	$ 63	$ 63	$ 63	$ 63	$ 63	$ 63	$ 63	$ 63	$ 63	$ 63	$ 63	$ 63	$ 63
2784	T624001498	367.1	$ -	$ -	$ -	$ -	$ -	$ -	$ -	$ -	$ -	$ -	$ -	$ -	$ -	$ -
2785	T624001498	368.0	$ -	$ -	$ -	$ -	$ -	$ -	$ -	$ -	$ -	$ -	$ -	$ -	$ -	$ -
2786	T624001498	369.0	$ -	$ -	$ -	$ -	$ -	$ -	$ -	$ -	$ -	$ -	$ -	$ -	$ -	$ -
2787	T624001499	367.1	$ -	$ -	$ -	$ -	$ -	$ -	$ -	$ -	$ -	$ -	$ -	$ -	$ -	$ -
2788	T624001499	368.0	$ -	$ -	$ -	$ -	$ -	$ -	$ -	$ -	$ -	$ -	$ -	$ -	$ -	$ -
2789	T624001499	369.0	$ -	$ -	$ -	$ -	$ -	$ -	$ -	$ -	$ -	$ -	$ -	$ -	$ -	$ -
2790	620001500	376.1	$ 30	$ 30	$ 30	$ 30	$ 30	$ 30	$ 30	$ 30	$ 30	$ 30	$ 30	$ 30	$ 30	$ 30
2791	620001500	376.2	$ 202	$ 202	$ 202	$ 202	$ 202	$ 202	$ 202	$ 202	$ 202	$ 202	$ 202	$ 202	$ 202	$ 202
2792	620001500	376.4	$ 26	$ 26	$ 26	$ 26	$ 26	$ 26	$ 26	$ 26	$ 26	$ 26	$ 26	$ 26	$ 26	$ 26
2793	620001500	380.0	$ 41	$ 41	$ 41	$ 41	$ 41	$ 41	$ 41	$ 41	$ 41	$ 41	$ 41	$ 41	$ 41	$ 41
2794	T624001501	367.1	$ -	$ -	$ -	$ -	$ -	$ -	$ -	$ -	$ -	$ -	$ -	$ -	$ -	$ -
2795	T624001501	368.0	$ -	$ -	$ -	$ -	$ -	$ -	$ -	$ -	$ -	$ -	$ -	$ -	$ -	$ -
2796	T624001501	369.0	$ -	$ -	$ -	$ -	$ -	$ -	$ -	$ -	$ -	$ -	$ -	$ -	$ -	$ -
2797	T624001502	367.1	$ -	$ -	$ -	$ -	$ -	$ -	$ -	$ -	$ -	$ -	$ -	$ -	$ -	$ -
2798	610001503	378.0	$ -	$ -	$ -	$ -	$ -	$ -	$ -	$ -	$ -	$ -	$ -	$ -	$ -	$ -
2799	610001503	385.0	$ -	$ -	$ -	$ -	$ -	$ -	$ -	$ -	$ -	$ -	$ -	$ -	$ -	$ -
2800	T624001504	367.1	$ 13,097	$ 13,097	$ 13,097	$ 13,097	$ 13,097	$ 13,097	$ 13,097	$ 13,097	$ 13,097	$ 13,097	$ 13,097	$ 13,097	$ 13,097	$ 13,097
2801	T624001504	368.0	$ 2,513	$ 2,513	$ 2,513	$ 2,513	$ 2,513	$ 2,513	$ 2,513	$ 2,513	$ 2,513	$ 2,513	$ 2,513	$ 2,513	$ 2,513	$ 2,513
2802	T624001504	369.0	$ 5,195	$ 5,195	$ 5,195	$ 5,195	$ 5,195	$ 5,195	$ 5,195	$ 5,195	$ 5,195	$ 5,195	$ 5,195	$ 5,195	$ 5,195	$ 5,195
2803	601001505	391.2	$ -	$ -	$ -	$ -	$ -	$ -	$ -	$ -	$ -	$ -	$ -	$ -	$ -	$ -
2804	601001505	397.0	$ -	$ -	$ -	$ -	$ -	$ -	$ -	$ -	$ -	$ -	$ -	$ -	$ -	$ -
2805	601001505	398.0	$ -	$ -	$ -	$ -	$ -	$ -	$ -	$ -	$ -	$ -	$ -	$ -	$ -	$ -
2806	601001506	391.2	$ -	$ -	$ -	$ -	$ -	$ -	$ -	$ -	$ -	$ -	$ -	$ -	$ -	$ -
2807	601001506	397.0	$ -	$ -	$ -	$ -	$ -	$ -	$ -	$ -	$ -	$ -	$ -	$ -	$ -	$ -
2808	601001506	398.0	$ -	$ -	$ -	$ -	$ -	$ -	$ -	$ -	$ -	$ -	$ -	$ -	$ -	$ -
2809	620001507	376.1	$ -	$ -	$ -	$ -	$ -	$ -	$ -	$ -	$ -	$ -	$ -	$ -	$ -	$ -
2810	620001507	376.2	$ -	$ -	$ -	$ -	$ -	$ -	$ -	$ -	$ -	$ -	$ -	$ -	$ -	$ -
2811	620001507	376.4	$ -	$ -	$ -	$ -	$ -	$ -	$ -	$ -	$ -	$ -	$ -	$ -	$ -	$ -

NEW MEXICO GAS COMPANY, INC.

Depreciation Activity
Base Period - 12 Months Ending March 31, 2023
Future Test Year - 12 Months Ending September 30, 2025

	A	B	C	D	E	F	G	H	I	J	K	L	M	N	O	P	Q	R
1																		
2			Activity	Activity	Activity	Activity	Activity	Activity	Activity	Activity	Activity	Activity	Activity	Activity	Activity	Activity	Activity	Activity
3	Investment Number / Beginning Balance	FERC Account	4/30/2023	5/31/2023	6/30/2023	7/31/2023	8/31/2023	9/30/2023	10/31/2023	11/30/2023	12/31/2023	1/31/2024	2/29/2024	3/31/2024	4/30/2024	5/31/2024	6/30/2024	7/31/2024
2812	620001507	380.0	$ -	$ -	$ -	$ -	$ -	$ -	$ -	$ -	$ -	$ -	$ -	$ -	$ -	$ -	$ -	$ -
2813	601001508	303.3	$ -	$ -	$ -	$ -	$ -	$ -	$ -	$ -	$ -	$ -	$ -	$ -	$ -	$ -	$ -	$ -
2814	601001509	303.3	$ -	$ -	$ -	$ -	$ -	$ -	$ -	$ -	$ -	$ -	$ -	$ -	$ -	$ -	$ -	$ -
2815	601001510	391.2	$ -	$ -	$ -	$ -	$ -	$ -	$ -	$ -	$ -	$ -	$ -	$ -	$ -	$ -	$ -	$ -
2816	601001510	397.0	$ -	$ -	$ -	$ -	$ -	$ -	$ -	$ -	$ -	$ -	$ -	$ -	$ -	$ -	$ -	$ -
2817	601001510	398.0	$ -	$ -	$ -	$ -	$ -	$ -	$ -	$ -	$ -	$ -	$ -	$ -	$ -	$ -	$ -	$ -
2818	601001512	391.2	$ -	$ 173	$ 173	$ 173	$ 173	$ 175	$ 175	$ 175	$ 175	$ 175	$ 175	$ 175	$ 175	$ 175	$ 175	$ 175
2819	601001512	397.0	$ -	$ 4	$ 4	$ 4	$ 4	$ 8	$ 8	$ 8	$ 8	$ 8	$ 8	$ 8	$ 8	$ 8	$ 8	$ 8
2820	601001512	398.0	$ -	$ 15	$ 15	$ 15	$ 15	$ 17	$ 17	$ 17	$ 17	$ 17	$ 17	$ 17	$ 17	$ 17	$ 17	$ 17
2821	T626001513	367.1	$ -	$ -	$ -	$ -	$ -	$ -	$ -	$ -	$ -	$ -	$ -	$ -	$ -	$ -	$ -	$ -
2822	601001514	391.2	$ -	$ -	$ -	$ -	$ -	$ -	$ -	$ -	$ -	$ -	$ -	$ -	$ -	$ -	$ -	$ -
2823	601001514	397.0	$ -	$ -	$ -	$ -	$ -	$ -	$ -	$ -	$ -	$ -	$ -	$ -	$ -	$ -	$ -	$ -
2824	601001514	398.0	$ -	$ -	$ -	$ -	$ -	$ -	$ -	$ -	$ -	$ -	$ -	$ -	$ -	$ -	$ -	$ -
2825	629001515	376.1	$ -	$ -	$ -	$ -	$ -	$ -	$ -	$ -	$ -	$ -	$ -	$ -	$ -	$ -	$ -	$ -
2826	629001515	376.2	$ -	$ -	$ -	$ -	$ -	$ -	$ -	$ -	$ -	$ -	$ -	$ -	$ -	$ -	$ -	$ -
2827	629001515	376.4	$ -	$ -	$ -	$ -	$ -	$ -	$ -	$ -	$ -	$ -	$ -	$ -	$ -	$ -	$ -	$ -
2828	629001515	380.0	$ -	$ -	$ -	$ -	$ -	$ -	$ -	$ -	$ -	$ -	$ -	$ -	$ -	$ -	$ -	$ -
2829	601001516	303.3	$ -	$ -	$ -	$ -	$ -	$ -	$ -	$ -	$ -	$ -	$ -	$ -	$ -	$ -	$ -	$ -
2830	601001517	303.3	$ -	$ -	$ -	$ -	$ -	$ -	$ -	$ -	$ -	$ -	$ -	$ -	$ -	$ -	$ -	$ -
2831	601001518	391.2	$ -	$ -	$ -	$ -	$ -	$ -	$ -	$ -	$ -	$ -	$ -	$ -	$ -	$ -	$ -	$ -
2832	601001518	397.0	$ -	$ -	$ -	$ -	$ -	$ -	$ -	$ -	$ -	$ -	$ -	$ -	$ -	$ -	$ -	$ -
2833	601001518	398.0	$ -	$ -	$ -	$ -	$ -	$ -	$ -	$ -	$ -	$ -	$ -	$ -	$ -	$ -	$ -	$ -
2834	601001519	303.3	$ -	$ -	$ -	$ -	$ -	$ -	$ -	$ -	$ -	$ -	$ -	$ -	$ -	$ -	$ -	$ -
2835	601001520	303.3	$ -	$ -	$ -	$ -	$ -	$ -	$ -	$ -	$ -	$ -	$ -	$ -	$ -	$ -	$ -	$ -
2836	601001521	391.2	$ -	$ -	$ -	$ -	$ -	$ -	$ -	$ -	$ -	$ -	$ -	$ -	$ -	$ -	$ -	$ -
2837	601001521	397.0	$ -	$ -	$ -	$ -	$ -	$ -	$ -	$ -	$ -	$ -	$ -	$ -	$ -	$ -	$ -	$ -
2838	601001521	398.0	$ -	$ -	$ -	$ -	$ -	$ -	$ -	$ -	$ -	$ -	$ -	$ -	$ -	$ -	$ -	$ -
2839	601001522	303.3	$ -	$ -	$ -	$ -	$ -	$ -	$ -	$ -	$ -	$ -	$ -	$ -	$ -	$ -	$ -	$ -
2840	601001523	303.3	$ -	$ -	$ -	$ -	$ -	$ -	$ -	$ -	$ -	$ -	$ -	$ -	$ -	$ -	$ -	$ -
2841	601001524	390.0	$ -	$ -	$ -	$ -	$ -	$ -	$ -	$ -	$ -	$ -	$ -	$ -	$ -	$ -	$ -	$ -
2842	627001525	376.1	$ -	$ -	$ -	$ -	$ -	$ -	$ -	$ -	$ -	$ -	$ -	$ -	$ -	$ -	$ -	$ -
2843	627001525	376.2	$ -	$ -	$ -	$ -	$ -	$ -	$ -	$ -	$ -	$ -	$ -	$ -	$ -	$ -	$ -	$ -
2844	627001525	376.4	$ -	$ -	$ -	$ -	$ -	$ -	$ -	$ -	$ -	$ -	$ -	$ -	$ -	$ -	$ -	$ -
2845	627001525	380.0	$ -	$ -	$ -	$ -	$ -	$ -	$ -	$ -	$ -	$ -	$ -	$ -	$ -	$ -	$ -	$ -
2846	610001527	394.0	$ -	$ -	$ -	$ -	$ -	$ -	$ -	$ -	$ -	$ -	$ -	$ -	$ -	$ -	$ -	$ -
2847	627001531	376.1	$ -	$ -	$ -	$ -	$ -	$ -	$ -	$ -	$ -	$ 147	$ 147	$ 147	$ 147	$ 147	$ 147	$ 147
2848	627001531	376.2	$ -	$ -	$ -	$ -	$ -	$ -	$ -	$ -	$ -	$ 991	$ 991	$ 991	$ 991	$ 991	$ 991	$ 991
2849	627001531	376.4	$ -	$ -	$ -	$ -	$ -	$ -	$ -	$ -	$ -	$ 126	$ 126	$ 126	$ 126	$ 126	$ 126	$ 126
2850	627001531	380.0	$ -	$ -	$ -	$ -	$ -	$ -	$ -	$ -	$ -	$ 202	$ 202	$ 202	$ 202	$ 202	$ 202	$ 202
2851	610001532	394.0	$ -	$ -	$ -	$ -	$ -	$ -	$ -	$ -	$ -	$ -	$ -	$ -	$ -	$ -	$ -	$ -
2852	T626001533	367.1	$ -	$ -	$ -	$ -	$ -	$ -	$ -	$ -	$ -	$ -	$ 8,276	$ 8,276	$ 8,276	$ 8,276	$ 8,276	$ 8,276
2853	T626001533	368.0	$ -	$ -	$ -	$ -	$ -	$ -	$ -	$ -	$ -	$ -	$ 1,588	$ 1,588	$ 1,588	$ 1,588	$ 1,588	$ 1,588
2854	T626001533	369.0	$ -	$ -	$ -	$ -	$ -	$ -	$ -	$ -	$ -	$ -	$ 3,282	$ 3,282	$ 3,282	$ 3,282	$ 3,282	$ 3,282
2855	601001534	390.0	$ -	$ -	$ -	$ -	$ -	$ -	$ -	$ -	$ -	$ -	$ -	$ -	$ -	$ -	$ -	$ -
2856	601001535	391.2	$ -	$ -	$ -	$ -	$ -	$ -	$ -	$ -	$ -	$ -	$ -	$ -	$ -	$ -	$ -	$ -
2857	601001535	397.0	$ -	$ -	$ -	$ -	$ -	$ -	$ -	$ -	$ -	$ -	$ -	$ -	$ -	$ -	$ -	$ -
2858	601001535	398.0	$ -	$ -	$ -	$ -	$ -	$ -	$ -	$ -	$ -	$ -	$ -	$ -	$ -	$ -	$ -	$ -
2859	601001536	303.3	$ -	$ -	$ -	$ -	$ -	$ -	$ -	$ -	$ -	$ -	$ -	$ -	$ -	$ -	$ -	$ -
2860	601001537	391.2	$ -	$ -	$ -	$ -	$ -	$ -	$ -	$ -	$ -	$ -	$ -	$ -	$ -	$ -	$ -	$ -
2861	601001537	397.0	$ -	$ -	$ -	$ -	$ -	$ -	$ -	$ -	$ -	$ -	$ -	$ -	$ -	$ -	$ -	$ -
2862	601001537	398.0	$ -	$ -	$ -	$ -	$ -	$ -	$ -	$ -	$ -	$ -	$ -	$ -	$ -	$ -	$ -	$ -
2863	627001538	376.1	$ -	$ -	$ -	$ -	$ -	$ -	$ -	$ -	$ -	$ 559	$ 559	$ 559	$ 559	$ 559	$ 559	$ 559

Sponsored by NMGC Witness Erik C. Buchanan

WP Plant 4 Deprec Activity

NEW MEXICO GAS COMPANY, INC.

Depreciation Activity
Base Period - 12 Months Ending March 31, 2023
Future Test Year - 12 Months Ending September 30, 2025

	A	B	S	T	U	V	W	X	Y	Z	AA	AB	AC	AD	AE	AF
1																
2			Activity	Activity	Activity	Activity	Activity	Activity	Activity	Activity	Activity	Activity	Activity	Activity	Activity	Activity
3	Investment Number / Beginning Balance	FERC Account	8/31/2024	9/30/2024	10/31/2024	11/30/2024	12/31/2024	1/31/2025	2/28/2025	3/31/2025	4/30/2025	5/31/2025	6/30/2025	7/31/2025	8/31/2025	9/30/2025
2812	620001507	380.0	$ -	$ -	$ -	$ -	$ -	$ -	$ -	$ -	$ -	$ -	$ -	$ -	$ -	$ -
2813	601001508	303.3	$ -	$ -	$ -	$ -	$ -	$ -	$ -	$ -	$ -	$ -	$ -	$ -	$ -	$ -
2814	601001509	303.3	$ -	$ -	$ -	$ -	$ -	$ -	$ -	$ -	$ -	$ -	$ -	$ -	$ -	$ -
2815	601001510	391.2	$ -	$ -	$ -	$ -	$ -	$ -	$ -	$ -	$ -	$ -	$ -	$ -	$ -	$ -
2816	601001510	397.0	$ -	$ -	$ -	$ -	$ -	$ -	$ -	$ -	$ -	$ -	$ -	$ -	$ -	$ -
2817	601001510	398.0	$ -	$ -	$ -	$ -	$ -	$ -	$ -	$ -	$ -	$ -	$ -	$ -	$ -	$ -
2818	601001512	391.2	$ 175	$ 175	$ 175	$ 175	$ 175	$ 175	$ 175	$ 175	$ 175	$ 175	$ 175	$ 175	$ 175	$ 175
2819	601001512	397.0	$ 8	$ 8	$ 8	$ 8	$ 8	$ 8	$ 8	$ 8	$ 8	$ 8	$ 8	$ 8	$ 8	$ 8
2820	601001512	398.0	$ 17	$ 17	$ 17	$ 17	$ 17	$ 17	$ 17	$ 17	$ 17	$ 17	$ 17	$ 17	$ 17	$ 17
2821	T626001513	367.1	$ -	$ -	$ -	$ -	$ -	$ -	$ -	$ -	$ -	$ -	$ -	$ -	$ -	$ -
2822	601001514	391.2	$ -	$ -	$ -	$ -	$ -	$ -	$ -	$ -	$ -	$ -	$ -	$ -	$ -	$ -
2823	601001514	397.0	$ -	$ -	$ -	$ -	$ -	$ -	$ -	$ -	$ -	$ -	$ -	$ -	$ -	$ -
2824	601001514	398.0	$ -	$ -	$ -	$ -	$ -	$ -	$ -	$ -	$ -	$ -	$ -	$ -	$ -	$ -
2825	629001515	376.1	$ -	$ -	$ -	$ -	$ -	$ -	$ -	$ -	$ -	$ -	$ -	$ -	$ 60	$ 60
2826	629001515	376.2	$ -	$ -	$ -	$ -	$ -	$ -	$ -	$ -	$ -	$ -	$ -	$ -	$ 406	$ 406
2827	629001515	376.4	$ -	$ -	$ -	$ -	$ -	$ -	$ -	$ -	$ -	$ -	$ -	$ -	$ 52	$ 52
2828	629001515	380.0	$ -	$ -	$ -	$ -	$ -	$ -	$ -	$ -	$ -	$ -	$ -	$ -	$ 83	$ 83
2829	601001516	303.3	$ -	$ -	$ -	$ -	$ -	$ -	$ -	$ -	$ -	$ -	$ -	$ -	$ -	$ -
2830	601001517	303.3	$ -	$ -	$ -	$ -	$ -	$ -	$ -	$ -	$ -	$ -	$ -	$ -	$ -	$ -
2831	601001518	391.2	$ -	$ -	$ -	$ -	$ -	$ -	$ -	$ -	$ -	$ -	$ -	$ -	$ -	$ -
2832	601001518	397.0	$ -	$ -	$ -	$ -	$ -	$ -	$ -	$ -	$ -	$ -	$ -	$ -	$ -	$ -
2833	601001518	398.0	$ -	$ -	$ -	$ -	$ -	$ -	$ -	$ -	$ -	$ -	$ -	$ -	$ -	$ -
2834	601001519	303.3	$ -	$ -	$ -	$ -	$ -	$ -	$ -	$ -	$ -	$ -	$ -	$ -	$ -	$ -
2835	601001520	303.3	$ -	$ -	$ -	$ -	$ -	$ -	$ -	$ -	$ -	$ -	$ -	$ -	$ -	$ -
2836	601001521	391.2	$ -	$ -	$ -	$ -	$ -	$ -	$ -	$ -	$ -	$ -	$ -	$ -	$ -	$ -
2837	601001521	397.0	$ -	$ -	$ -	$ -	$ -	$ -	$ -	$ -	$ -	$ -	$ -	$ -	$ -	$ -
2838	601001521	398.0	$ -	$ -	$ -	$ -	$ -	$ -	$ -	$ -	$ -	$ -	$ -	$ -	$ -	$ -
2839	601001522	303.3	$ -	$ -	$ -	$ -	$ -	$ -	$ 4,261	$ 4,261	$ 4,261	$ 4,261	$ 4,261	$ 4,261	$ 4,261	$ 4,261
2840	601001523	303.3	$ -	$ -	$ -	$ -	$ -	$ -	$ -	$ -	$ -	$ -	$ -	$ -	$ -	$ -
2841	601001524	390.0	$ -	$ -	$ -	$ -	$ -	$ -	$ -	$ -	$ -	$ -	$ -	$ -	$ -	$ -
2842	627001525	376.1	$ -	$ -	$ -	$ -	$ -	$ -	$ -	$ -	$ -	$ -	$ -	$ -	$ -	$ -
2843	627001525	376.2	$ -	$ -	$ -	$ -	$ -	$ -	$ -	$ -	$ -	$ -	$ -	$ -	$ -	$ -
2844	627001525	376.4	$ -	$ -	$ -	$ -	$ -	$ -	$ -	$ -	$ -	$ -	$ -	$ -	$ -	$ -
2845	627001525	380.0	$ -	$ -	$ -	$ -	$ -	$ -	$ -	$ -	$ -	$ -	$ -	$ -	$ -	$ -
2846	610001527	394.0	$ -	$ -	$ -	$ -	$ -	$ -	$ -	$ -	$ -	$ -	$ -	$ -	$ -	$ -
2847	627001531	376.1	$ 147	$ 147	$ 147	$ 147	$ 147	$ 147	$ 147	$ 147	$ 147	$ 147	$ 147	$ 147	$ 147	$ 147
2848	627001531	376.2	$ 991	$ 991	$ 991	$ 991	$ 991	$ 991	$ 991	$ 991	$ 991	$ 991	$ 991	$ 991	$ 991	$ 991
2849	627001531	376.4	$ 126	$ 126	$ 126	$ 126	$ 126	$ 126	$ 126	$ 126	$ 126	$ 126	$ 126	$ 126	$ 126	$ 126
2850	627001531	380.0	$ 202	$ 202	$ 202	$ 202	$ 202	$ 202	$ 202	$ 202	$ 202	$ 202	$ 202	$ 202	$ 202	$ 202
2851	610001532	394.0	$ -	$ -	$ -	$ -	$ -	$ -	$ -	$ -	$ -	$ -	$ -	$ -	$ -	$ -
2852	T626001533	367.1	$ 8,276	$ 8,276	$ 8,276	$ 8,276	$ 8,276	$ 8,276	$ 8,276	$ 8,276	$ 8,276	$ 8,276	$ 8,276	$ 8,276	$ 8,276	$ 8,276
2853	T626001533	368.0	$ 1,588	$ 1,588	$ 1,588	$ 1,588	$ 1,588	$ 1,588	$ 1,588	$ 1,588	$ 1,588	$ 1,588	$ 1,588	$ 1,588	$ 1,588	$ 1,588
2854	T626001533	369.0	$ 3,282	$ 3,282	$ 3,282	$ 3,282	$ 3,282	$ 3,282	$ 3,282	$ 3,282	$ 3,282	$ 3,282	$ 3,282	$ 3,282	$ 3,282	$ 3,282
2855	601001534	390.0	$ -	$ -	$ -	$ -	$ -	$ -	$ -	$ -	$ -	$ -	$ -	$ -	$ -	$ -
2856	601001535	391.2	$ -	$ -	$ -	$ -	$ -	$ -	$ -	$ -	$ -	$ -	$ -	$ -	$ -	$ -
2857	601001535	397.0	$ -	$ -	$ -	$ -	$ -	$ -	$ -	$ -	$ -	$ -	$ -	$ -	$ -	$ -
2858	601001535	398.0	$ -	$ -	$ -	$ -	$ -	$ -	$ -	$ -	$ -	$ -	$ -	$ -	$ -	$ -
2859	601001536	303.3	$ -	$ -	$ -	$ -	$ -	$ -	$ -	$ -	$ -	$ -	$ -	$ -	$ -	$ -
2860	601001537	391.2	$ -	$ -	$ -	$ -	$ -	$ -	$ 20,049	$ 20,049	$ 20,049	$ 20,049	$ 20,049	$ 20,049	$ 20,049	$ 20,049
2861	601001537	397.0	$ -	$ -	$ -	$ -	$ -	$ -	$ 947	$ 947	$ 947	$ 947	$ 947	$ 947	$ 947	$ 947
2862	601001537	398.0	$ -	$ -	$ -	$ -	$ -	$ -	$ 1,932	$ 1,932	$ 1,932	$ 1,932	$ 1,932	$ 1,932	$ 1,932	$ 1,932
2863	627001538	376.1	$ 559	$ 559	$ 559	$ 559	$ 559	$ 559	$ 559	$ 559	$ 559	$ 559	$ 559	$ 559	$ 559	$ 559

Sponsored by NMGC Witness Erik C. Buchanan

NEW MEXICO GAS COMPANY, INC.

Depreciation Activity
Base Period - 12 Months Ending March 31, 2023
Future Test Year - 12 Months Ending September 30, 2025

	A	B	C	D	E	F	G	H	I	J	K	L	M	N	O	P	Q	R
1																		
2			Activity	Activity	Activity	Activity	Activity	Activity	Activity	Activity	Activity	Activity	Activity	Activity	Activity	Activity	Activity	Activity
3	Investment Number / Beginning Balance	FERC Account	4/30/2023	5/31/2023	6/30/2023	7/31/2023	8/31/2023	9/30/2023	10/31/2023	11/30/2023	12/31/2023	1/31/2024	2/29/2024	3/31/2024	4/30/2024	5/31/2024	6/30/2024	7/31/2024
2864	627001538	376.2	$ -	$ -	$ -	$ -	$ -	$ -	$ -	$ -	$ -	$ 3,761	$ 3,761	$ 3,761	$ 3,761	$ 3,761	$ 3,761	$ 3,761
2865	627001538	376.4	$ -	$ -	$ -	$ -	$ -	$ -	$ -	$ -	$ -	$ 477	$ 477	$ 477	$ 477	$ 477	$ 477	$ 477
2866	627001538	380.0	$ -	$ -	$ -	$ -	$ -	$ -	$ -	$ -	$ -	$ 767	$ 767	$ 767	$ 767	$ 767	$ 767	$ 767
2867	629001539	376.1	$ -	$ -	$ -	$ -	$ -	$ -	$ -	$ -	$ -	$ -	$ -	$ -	$ -	$ -	$ -	$ -
2868	629001539	376.2	$ -	$ -	$ -	$ -	$ -	$ -	$ -	$ -	$ -	$ -	$ -	$ -	$ -	$ -	$ -	$ -
2869	629001539	376.4	$ -	$ -	$ -	$ -	$ -	$ -	$ -	$ -	$ -	$ -	$ -	$ -	$ -	$ -	$ -	$ -
2870	601001540	391.2	$ -	$ -	$ -	$ -	$ -	$ -	$ -	$ -	$ -	$ -	$ -	$ -	$ -	$ -	$ -	$ -
2871	601001540	397.0	$ -	$ -	$ -	$ -	$ -	$ -	$ -	$ -	$ -	$ -	$ -	$ -	$ -	$ -	$ -	$ -
2872	601001540	398.0	$ -	$ -	$ -	$ -	$ -	$ -	$ -	$ -	$ -	$ -	$ -	$ -	$ -	$ -	$ -	$ -
2873	601001541	391.2	$ -	$ -	$ -	$ -	$ -	$ -	$ -	$ -	$ -	$ -	$ -	$ -	$ -	$ -	$ -	$ -
2874	601001541	397.0	$ -	$ -	$ -	$ -	$ -	$ -	$ -	$ -	$ -	$ -	$ -	$ -	$ -	$ -	$ -	$ -
2875	601001541	398.0	$ -	$ -	$ -	$ -	$ -	$ -	$ -	$ -	$ -	$ -	$ -	$ -	$ -	$ -	$ -	$ -
2876	601001542	391.2	$ -	$ -	$ -	$ -	$ -	$ -	$ -	$ -	$ -	$ -	$ -	$ -	$ -	$ -	$ -	$ -
2877	601001542	397.0	$ -	$ -	$ -	$ -	$ -	$ -	$ -	$ -	$ -	$ -	$ -	$ -	$ -	$ -	$ -	$ -
2878	601001542	398.0	$ -	$ -	$ -	$ -	$ -	$ -	$ -	$ -	$ -	$ -	$ -	$ -	$ -	$ -	$ -	$ -
2879	601001543	391.2	$ -	$ -	$ -	$ -	$ -	$ -	$ -	$ -	$ -	$ -	$ -	$ -	$ -	$ -	$ -	$ -
2880	601001543	397.0	$ -	$ -	$ -	$ -	$ -	$ -	$ -	$ -	$ -	$ -	$ -	$ -	$ -	$ -	$ -	$ -
2881	601001543	398.0	$ -	$ -	$ -	$ -	$ -	$ -	$ -	$ -	$ -	$ -	$ -	$ -	$ -	$ -	$ -	$ -
2882	601001544	391.2	$ -	$ -	$ -	$ -	$ -	$ -	$ -	$ -	$ -	$ -	$ -	$ -	$ -	$ -	$ -	$ -
2883	601001544	397.0	$ -	$ -	$ -	$ -	$ -	$ -	$ -	$ -	$ -	$ -	$ -	$ -	$ -	$ -	$ -	$ -
2884	601001544	398.0	$ -	$ -	$ -	$ -	$ -	$ -	$ -	$ -	$ -	$ -	$ -	$ -	$ -	$ -	$ -	$ -
2885	601001545	391.2	$ -	$ -	$ -	$ -	$ -	$ -	$ -	$ -	$ -	$ -	$ -	$ -	$ -	$ -	$ -	$ -
2886	601001545	397.0	$ -	$ -	$ -	$ -	$ -	$ -	$ -	$ -	$ -	$ -	$ -	$ -	$ -	$ -	$ -	$ -
2887	601001545	398.0	$ -	$ -	$ -	$ -	$ -	$ -	$ -	$ -	$ -	$ -	$ -	$ -	$ -	$ -	$ -	$ -
2888	601001546	303.3	$ -	$ -	$ -	$ -	$ -	$ -	$ -	$ -	$ -	$ -	$ -	$ -	$ -	$ -	$ -	$ -
2889	601001547	303.3	$ -	$ -	$ -	$ -	$ -	$ -	$ -	$ -	$ -	$ -	$ -	$ -	$ -	$ -	$ -	$ -
2890	601001548	303.3	$ -	$ -	$ -	$ -	$ -	$ -	$ -	$ -	$ -	$ -	$ -	$ -	$ -	$ -	$ -	$ -
2891	610001549	376.1	$ -	$ -	$ -	$ -	$ -	$ -	$ -	$ -	$ -	$ -	$ -	$ -	$ -	$ -	$ -	$ -
2892	610001549	376.2	$ -	$ -	$ -	$ -	$ -	$ -	$ -	$ -	$ -	$ -	$ -	$ -	$ -	$ -	$ -	$ -
2893	610001549	376.4	$ -	$ -	$ -	$ -	$ -	$ -	$ -	$ -	$ -	$ -	$ -	$ -	$ -	$ -	$ -	$ -
2894	610001549	380.0	$ -	$ -	$ -	$ -	$ -	$ -	$ -	$ -	$ -	$ -	$ -	$ -	$ -	$ -	$ -	$ -
2895	601001550	303.3	$ -	$ -	$ -	$ -	$ -	$ -	$ -	$ -	$ -	$ -	$ -	$ -	$ -	$ -	$ -	$ -
2896	601001551	303.3	$ -	$ -	$ -	$ -	$ -	$ -	$ -	$ -	$ -	$ -	$ -	$ -	$ -	$ -	$ -	$ -
2897	601001552	303.3	$ -	$ -	$ -	$ -	$ -	$ -	$ -	$ -	$ -	$ -	$ -	$ -	$ -	$ -	$ -	$ -
2898	601001554	303.3	$ -	$ -	$ -	$ -	$ -	$ -	$ -	$ -	$ -	$ -	$ -	$ -	$ -	$ -	$ -	$ -
2899	601001555	303.3	$ -	$ -	$ -	$ -	$ -	$ -	$ -	$ -	$ -	$ -	$ 2,413	$ 2,413	$ 2,413	$ 2,413	$ 2,413	$ 2,413
2900	601001556	303.3	$ -	$ -	$ -	$ -	$ -	$ -	$ -	$ -	$ -	$ -	$ -	$ -	$ -	$ -	$ -	$ -
2901	601001557	303.3	$ -	$ -	$ -	$ -	$ -	$ -	$ -	$ -	$ -	$ -	$ -	$ -	$ -	$ -	$ -	$ -
2902	601001558	303.3	$ -	$ -	$ -	$ -	$ -	$ -	$ -	$ -	$ -	$ -	$ -	$ -	$ -	$ -	$ -	$ -
2903	601001559	303.3	$ -	$ -	$ -	$ -	$ -	$ -	$ -	$ -	$ -	$ -	$ -	$ -	$ -	$ -	$ -	$ -
2904	601001560	391.2	$ -	$ -	$ -	$ 984	$ 984	$ 994	$ 1,329	$ 1,329	$ 1,329	$ 1,795	$ 1,795	$ 1,795	$ 1,795	$ 1,795	$ 1,795	$ 1,795
2905	601001560	397.0	$ -	$ -	$ -	$ 22	$ 22	$ 47	$ 63	$ 63	$ 63	$ 85	$ 85	$ 85	$ 85	$ 85	$ 85	$ 85
2906	601001560	398.0	$ -	$ -	$ -	$ 84	$ 84	$ 96	$ 128	$ 128	$ 128	$ 173	$ 173	$ 173	$ 173	$ 173	$ 173	$ 173
2907	601001561	303.3	$ -	$ -	$ -	$ -	$ -	$ -	$ -	$ -	$ -	$ -	$ -	$ -	$ -	$ -	$ -	$ -
2908	601001562	303.3	$ -	$ -	$ -	$ -	$ -	$ -	$ -	$ -	$ -	$ -	$ -	$ -	$ -	$ -	$ -	$ -
2909	601001563	303.3	$ -	$ -	$ -	$ -	$ -	$ -	$ -	$ -	$ -	$ -	$ -	$ -	$ -	$ -	$ -	$ -
2910	601001568	303.3	$ -	$ -	$ -	$ -	$ -	$ -	$ -	$ -	$ -	$ -	$ -	$ -	$ -	$ -	$ -	$ -
2911	T610001569	368.0	$ -	$ -	$ -	$ -	$ -	$ -	$ -	$ -	$ -	$ -	$ -	$ -	$ -	$ -	$ -	$ -
2912	T610001569	369.0	$ -	$ -	$ -	$ -	$ -	$ -	$ -	$ -	$ -	$ -	$ -	$ -	$ -	$ -	$ -	$ -
2913	T624001570	367.1	$ -	$ -	$ -	$ -	$ -	$ -	$ -	$ -	$ -	$ -	$ -	$ -	$ -	$ -	$ -	$ -
2914	T624001570	368.0	$ -	$ -	$ -	$ -	$ -	$ -	$ -	$ -	$ -	$ -	$ -	$ -	$ -	$ -	$ -	$ -
2915	T624001570	369.0	$ -	$ -	$ -	$ -	$ -	$ -	$ -	$ -	$ -	$ -	$ -	$ -	$ -	$ -	$ -	$ -

Sponsored by NMGC Witness Erik C. Buchanan

NEW MEXICO GAS COMPANY, INC.

Depreciation Activity
Base Period - 12 Months Ending March 31, 2023
Future Test Year - 12 Months Ending September 30, 2025

	A	B	S	T	U	V	W	X	Y	Z	AA	AB	AC	AD	AE	AF
1																
2			Activity	Activity	Activity	Activity	Activity	Activity	Activity	Activity	Activity	Activity	Activity	Activity	Activity	Activity
3	Investment Number / Beginning Balance	FERC Account	8/31/2024	9/30/2024	10/31/2024	11/30/2024	12/31/2024	1/31/2025	2/28/2025	3/31/2025	4/30/2025	5/31/2025	6/30/2025	7/31/2025	8/31/2025	9/30/2025
2864	627001538	376.2	$ 3,761	$ 3,761	$ 3,761	$ 3,761	$ 3,761	$ 3,761	$ 3,761	$ 3,761	$ 3,761	$ 3,761	$ 3,761	$ 3,761	$ 3,761	$ 3,761
2865	627001538	376.4	$ 477	$ 477	$ 477	$ 477	$ 477	$ 477	$ 477	$ 477	$ 477	$ 477	$ 477	$ 477	$ 477	$ 477
2866	627001538	380.0	$ 767	$ 767	$ 767	$ 767	$ 767	$ 767	$ 767	$ 767	$ 767	$ 767	$ 767	$ 767	$ 767	$ 767
2867	629001539	376.1	$ -	$ -	$ -	$ -	$ -	$ -	$ -	$ -	$ -	$ -	$ -	$ 393	$ 393	$ 393
2868	629001539	376.2	$ -	$ -	$ -	$ -	$ -	$ -	$ -	$ -	$ -	$ -	$ -	$ 294	$ 294	$ 294
2869	629001539	376.4	$ -	$ -	$ -	$ -	$ -	$ -	$ -	$ -	$ -	$ -	$ -	$ 298	$ 298	$ 298
2870	601001540	391.2	$ -	$ -	$ -	$ -	$ -	$ -	$ -	$ -	$ -	$ -	$ -	$ -	$ -	$ -
2871	601001540	397.0	$ -	$ -	$ -	$ -	$ -	$ -	$ -	$ -	$ -	$ -	$ -	$ -	$ -	$ -
2872	601001540	398.0	$ -	$ -	$ -	$ -	$ -	$ -	$ -	$ -	$ -	$ -	$ -	$ -	$ -	$ -
2873	601001541	391.2	$ -	$ -	$ -	$ -	$ -	$ -	$ -	$ -	$ -	$ -	$ -	$ -	$ -	$ -
2874	601001541	397.0	$ -	$ -	$ -	$ -	$ -	$ -	$ -	$ -	$ -	$ -	$ -	$ -	$ -	$ -
2875	601001541	398.0	$ -	$ -	$ -	$ -	$ -	$ -	$ -	$ -	$ -	$ -	$ -	$ -	$ -	$ -
2876	601001542	391.2	$ -	$ -	$ -	$ -	$ -	$ -	$ -	$ -	$ -	$ -	$ -	$ -	$ -	$ -
2877	601001542	397.0	$ -	$ -	$ -	$ -	$ -	$ -	$ -	$ -	$ -	$ -	$ -	$ -	$ -	$ -
2878	601001542	398.0	$ -	$ -	$ -	$ -	$ -	$ -	$ -	$ -	$ -	$ -	$ -	$ -	$ -	$ -
2879	601001543	391.2	$ -	$ -	$ -	$ -	$ -	$ -	$ -	$ -	$ -	$ -	$ -	$ -	$ -	$ -
2880	601001543	397.0	$ -	$ -	$ -	$ -	$ -	$ -	$ -	$ -	$ -	$ -	$ -	$ -	$ -	$ -
2881	601001543	398.0	$ -	$ -	$ -	$ -	$ -	$ -	$ -	$ -	$ -	$ -	$ -	$ -	$ -	$ -
2882	601001544	391.2	$ -	$ -	$ -	$ -	$ -	$ -	$ -	$ -	$ -	$ -	$ -	$ -	$ -	$ -
2883	601001544	397.0	$ -	$ -	$ -	$ -	$ -	$ -	$ -	$ -	$ -	$ -	$ -	$ -	$ -	$ -
2884	601001544	398.0	$ -	$ -	$ -	$ -	$ -	$ -	$ -	$ -	$ -	$ -	$ -	$ -	$ -	$ -
2885	601001545	391.2	$ -	$ -	$ -	$ -	$ -	$ -	$ -	$ -	$ -	$ -	$ -	$ -	$ -	$ -
2886	601001545	397.0	$ -	$ -	$ -	$ -	$ -	$ -	$ -	$ -	$ -	$ -	$ -	$ -	$ -	$ -
2887	601001545	398.0	$ -	$ -	$ -	$ -	$ -	$ -	$ -	$ -	$ -	$ -	$ -	$ -	$ -	$ -
2888	601001546	303.3	$ -	$ -	$ -	$ -	$ -	$ -	$ -	$ -	$ -	$ -	$ -	$ -	$ -	$ -
2889	601001547	303.3	$ -	$ -	$ -	$ -	$ -	$ -	$ -	$ -	$ -	$ -	$ -	$ -	$ -	$ -
2890	601001548	303.3	$ -	$ -	$ -	$ -	$ -	$ -	$ 196	$ 196	$ 196	$ 196	$ 196	$ 196	$ 196	$ 196
2891	610001549	376.1	$ -	$ -	$ -	$ -	$ -	$ -	$ -	$ -	$ -	$ -	$ -	$ -	$ -	$ -
2892	610001549	376.2	$ -	$ -	$ -	$ -	$ -	$ -	$ -	$ -	$ -	$ -	$ -	$ -	$ -	$ -
2893	610001549	376.4	$ -	$ -	$ -	$ -	$ -	$ -	$ -	$ -	$ -	$ -	$ -	$ -	$ -	$ -
2894	610001549	380.0	$ -	$ -	$ -	$ -	$ -	$ -	$ -	$ -	$ -	$ -	$ -	$ -	$ -	$ -
2895	601001550	303.3	$ -	$ -	$ -	$ -	$ -	$ -	$ -	$ -	$ -	$ -	$ -	$ -	$ -	$ -
2896	601001551	303.3	$ -	$ -	$ -	$ -	$ -	$ -	$ -	$ -	$ -	$ -	$ -	$ -	$ -	$ -
2897	601001552	303.3	$ -	$ -	$ -	$ -	$ -	$ -	$ -	$ -	$ -	$ -	$ -	$ -	$ -	$ -
2898	601001554	303.3	$ -	$ -	$ -	$ -	$ -	$ -	$ -	$ -	$ -	$ -	$ -	$ -	$ -	$ -
2899	601001555	303.3	$ 2,413	$ 2,413	$ 2,413	$ 2,413	$ 2,413	$ 2,413	$ 2,413	$ 2,413	$ 2,413	$ 2,413	$ 2,413	$ 2,413	$ 2,413	$ 2,413
2900	601001556	303.3	$ -	$ -	$ -	$ -	$ -	$ -	$ -	$ -	$ -	$ -	$ -	$ -	$ -	$ -
2901	601001557	303.3	$ -	$ -	$ -	$ -	$ -	$ -	$ 697	$ 697	$ 697	$ 697	$ 697	$ 697	$ 697	$ 697
2902	601001558	303.3	$ -	$ -	$ -	$ -	$ -	$ -	$ -	$ -	$ -	$ -	$ -	$ -	$ -	$ -
2903	601001559	303.3	$ -	$ -	$ -	$ -	$ -	$ -	$ -	$ -	$ -	$ -	$ -	$ -	$ -	$ -
2904	601001560	391.2	$ 1,795	$ 1,795	$ 1,795	$ 1,795	$ 1,795	$ 1,795	$ 1,795	$ 1,795	$ 1,795	$ 1,795	$ 1,795	$ 1,795	$ 1,795	$ 1,795
2905	601001560	397.0	$ 85	$ 85	$ 85	$ 85	$ 85	$ 85	$ 85	$ 85	$ 85	$ 85	$ 85	$ 85	$ 85	$ 85
2906	601001560	398.0	$ 173	$ 173	$ 173	$ 173	$ 173	$ 173	$ 173	$ 173	$ 173	$ 173	$ 173	$ 173	$ 173	$ 173
2907	601001561	303.3	$ -	$ -	$ -	$ -	$ -	$ -	$ -	$ -	$ -	$ -	$ -	$ -	$ -	$ -
2908	601001562	303.3	$ -	$ -	$ -	$ -	$ -	$ -	$ -	$ -	$ -	$ -	$ -	$ -	$ -	$ -
2909	601001563	303.3	$ -	$ -	$ -	$ -	$ -	$ -	$ -	$ -	$ -	$ -	$ -	$ -	$ -	$ -
2910	601001568	303.3	$ -	$ -	$ -	$ 155,603	$ 155,603	$ 155,603	$ 155,603	$ 155,603	$ 155,603	$ 155,603	$ 155,603	$ 155,603	$ 155,603	$ 155,603
2911	T610001569	368.0	$ -	$ -	$ -	$ -	$ -	$ -	$ -	$ -	$ -	$ -	$ -	$ -	$ -	$ -
2912	T610001569	369.0	$ -	$ -	$ -	$ -	$ -	$ -	$ -	$ -	$ -	$ -	$ -	$ -	$ -	$ -
2913	T624001570	367.1	$ -	$ -	$ -	$ -	$ -	$ -	$ -	$ -	$ -	$ -	$ -	$ -	$ -	$ -
2914	T624001570	368.0	$ -	$ -	$ -	$ -	$ -	$ -	$ -	$ -	$ -	$ -	$ -	$ -	$ -	$ -
2915	T624001570	369.0	$ -	$ -	$ -	$ -	$ -	$ -	$ -	$ -	$ -	$ -	$ -	$ -	$ -	$ -

Sponsored by NMGC Witness Erik C. Buchanan

WP Plant 4 Deprec Activity

NEW MEXICO GAS COMPANY, INC.

Depreciation Activity
Base Period - 12 Months Ending March 31, 2023
Future Test Year - 12 Months Ending September 30, 2025

	A	B	C	D	E	F	G	H	I	J	K	L	M	N	O	P	Q	R
1																		
2			Activity	Activity	Activity	Activity	Activity	Activity	Activity	Activity	Activity	Activity	Activity	Activity	Activity	Activity	Activity	Activity
3	Investment Number / Beginning Balance	FERC Account	4/30/2023	5/31/2023	6/30/2023	7/31/2023	8/31/2023	9/30/2023	10/31/2023	11/30/2023	12/31/2023	1/31/2024	2/29/2024	3/31/2024	4/30/2024	5/31/2024	6/30/2024	7/31/2024
2916	T624001571	367.1	$ -	$ -	$ -	$ -	$ -	$ -	$ -	$ -	$ -	$ -	$ -	$ -	$ -	$ -	$ -	$ -
2917	T624001571	368.0	$ -	$ -	$ -	$ -	$ -	$ -	$ -	$ -	$ -	$ -	$ -	$ -	$ -	$ -	$ -	$ -
2918	T624001571	369.0	$ -	$ -	$ -	$ -	$ -	$ -	$ -	$ -	$ -	$ -	$ -	$ -	$ -	$ -	$ -	$ -
2919	T610001572	367.1	$ -	$ -	$ -	$ -	$ -	$ -	$ -	$ -	$ -	$ -	$ -	$ -	$ -	$ -	$ -	$ -
2920	T610001572	368.0	$ -	$ -	$ -	$ -	$ -	$ -	$ -	$ -	$ -	$ -	$ -	$ -	$ -	$ -	$ -	$ -
2921	T610001572	369.0	$ -	$ -	$ -	$ -	$ -	$ -	$ -	$ -	$ -	$ -	$ -	$ -	$ -	$ -	$ -	$ -
2922	T624001573	367.1	$ -	$ -	$ -	$ -	$ -	$ -	$ -	$ -	$ -	$ -	$ -	$ -	$ -	$ -	$ -	$ -
2923	T624001573	368.0	$ -	$ -	$ -	$ -	$ -	$ -	$ -	$ -	$ -	$ -	$ -	$ -	$ -	$ -	$ -	$ -
2924	T624001573	369.0	$ -	$ -	$ -	$ -	$ -	$ -	$ -	$ -	$ -	$ -	$ -	$ -	$ -	$ -	$ -	$ -
2925	T624001574	367.1	$ -	$ -	$ -	$ -	$ -	$ -	$ -	$ -	$ -	$ -	$ -	$ -	$ -	$ -	$ -	$ -
2926	T624001574	368.0	$ -	$ -	$ -	$ -	$ -	$ -	$ -	$ -	$ -	$ -	$ -	$ -	$ -	$ -	$ -	$ -
2927	T624001574	369.0	$ -	$ -	$ -	$ -	$ -	$ -	$ -	$ -	$ -	$ -	$ -	$ -	$ -	$ -	$ -	$ -
2928	T624001575	367.1	$ -	$ -	$ -	$ -	$ -	$ -	$ -	$ -	$ -	$ -	$ -	$ -	$ -	$ -	$ -	$ -
2929	T624001575	368.0	$ -	$ -	$ -	$ -	$ -	$ -	$ -	$ -	$ -	$ -	$ -	$ -	$ -	$ -	$ -	$ -
2930	T624001575	369.0	$ -	$ -	$ -	$ -	$ -	$ -	$ -	$ -	$ -	$ -	$ -	$ -	$ -	$ -	$ -	$ -
2931	T680001576	367.1	$ -	$ -	$ -	$ -	$ -	$ -	$ -	$ -	$ -	$ -	$ -	$ -	$ -	$ -	$ -	$ -
2932	T610001577	367.1	$ -	$ -	$ -	$ -	$ -	$ -	$ -	$ -	$ -	$ 1,605	$ 1,605	$ 1,605	$ 1,605	$ 1,605	$ 1,605	$ 1,605
2933	T610001577	368.0	$ -	$ -	$ -	$ -	$ -	$ -	$ -	$ -	$ -	$ 308	$ 308	$ 308	$ 308	$ 308	$ 308	$ 308
2934	T610001577	369.0	$ -	$ -	$ -	$ -	$ -	$ -	$ -	$ -	$ -	$ 636	$ 636	$ 636	$ 636	$ 636	$ 636	$ 636
2935	T680001578	367.1	$ -	$ -	$ -	$ -	$ -	$ -	$ -	$ -	$ -	$ -	$ -	$ -	$ -	$ -	$ -	$ -
2936	T680001578	368.0	$ -	$ -	$ -	$ -	$ -	$ -	$ -	$ -	$ -	$ -	$ -	$ -	$ -	$ -	$ -	$ -
2937	T680001578	369.0	$ -	$ -	$ -	$ -	$ -	$ -	$ -	$ -	$ -	$ -	$ -	$ -	$ -	$ -	$ -	$ -
2938	T624001579	367.1	$ -	$ -	$ -	$ -	$ -	$ -	$ -	$ -	$ -	$ -	$ -	$ -	$ -	$ -	$ -	$ -
2939	T624001579	368.0	$ -	$ -	$ -	$ -	$ -	$ -	$ -	$ -	$ -	$ -	$ -	$ -	$ -	$ -	$ -	$ -
2940	T624001579	369.0	$ -	$ -	$ -	$ -	$ -	$ -	$ -	$ -	$ -	$ -	$ -	$ -	$ -	$ -	$ -	$ -
2941	T680001580	367.1	$ -	$ -	$ -	$ -	$ -	$ -	$ -	$ -	$ -	$ -	$ -	$ -	$ -	$ -	$ -	$ -
2942	T680001580	368.0	$ -	$ -	$ -	$ -	$ -	$ -	$ -	$ -	$ -	$ -	$ -	$ -	$ -	$ -	$ -	$ -
2943	T680001580	369.0	$ -	$ -	$ -	$ -	$ -	$ -	$ -	$ -	$ -	$ -	$ -	$ -	$ -	$ -	$ -	$ -
2944	T660001581	367.1	$ -	$ -	$ -	$ -	$ -	$ -	$ -	$ -	$ -	$ -	$ -	$ -	$ -	$ -	$ -	$ -
2945	T660001581	368.0	$ -	$ -	$ -	$ -	$ -	$ -	$ -	$ -	$ -	$ -	$ -	$ -	$ -	$ -	$ -	$ -
2946	T660001581	369.0	$ -	$ -	$ -	$ -	$ -	$ -	$ -	$ -	$ -	$ -	$ -	$ -	$ -	$ -	$ -	$ -
2947	T624001582	367.1	$ -	$ -	$ -	$ -	$ -	$ -	$ -	$ -	$ -	$ -	$ -	$ -	$ -	$ -	$ -	$ -
2948	T624001582	368.0	$ -	$ -	$ -	$ -	$ -	$ -	$ -	$ -	$ -	$ -	$ -	$ -	$ -	$ -	$ -	$ -
2949	T624001582	369.0	$ -	$ -	$ -	$ -	$ -	$ -	$ -	$ -	$ -	$ -	$ -	$ -	$ -	$ -	$ -	$ -
2950	T624001583	367.1	$ -	$ -	$ -	$ -	$ -	$ -	$ -	$ -	$ -	$ -	$ -	$ -	$ -	$ -	$ -	$ -
2951	T624001583	368.0	$ -	$ -	$ -	$ -	$ -	$ -	$ -	$ -	$ -	$ -	$ -	$ -	$ -	$ -	$ -	$ -
2952	T624001583	369.0	$ -	$ -	$ -	$ -	$ -	$ -	$ -	$ -	$ -	$ -	$ -	$ -	$ -	$ -	$ -	$ -
2953	T624001584	367.1	$ -	$ -	$ -	$ -	$ -	$ -	$ -	$ -	$ -	$ -	$ -	$ -	$ -	$ -	$ -	$ -
2954	T624001584	368.0	$ -	$ -	$ -	$ -	$ -	$ -	$ -	$ -	$ -	$ -	$ -	$ -	$ -	$ -	$ -	$ -
2955	T624001584	369.0	$ -	$ -	$ -	$ -	$ -	$ -	$ -	$ -	$ -	$ -	$ -	$ -	$ -	$ -	$ -	$ -
2956	T624001585	367.1	$ -	$ -	$ -	$ -	$ -	$ -	$ -	$ -	$ -	$ -	$ -	$ -	$ -	$ -	$ -	$ -
2957	T624001585	368.0	$ -	$ -	$ -	$ -	$ -	$ -	$ -	$ -	$ -	$ -	$ -	$ -	$ -	$ -	$ -	$ -
2958	T624001585	369.0	$ -	$ -	$ -	$ -	$ -	$ -	$ -	$ -	$ -	$ -	$ -	$ -	$ -	$ -	$ -	$ -
2959	T680001586	367.1	$ -	$ -	$ -	$ -	$ -	$ -	$ -	$ -	$ -	$ -	$ -	$ -	$ -	$ -	$ -	$ -
2960	T680001586	368.0	$ -	$ -	$ -	$ -	$ -	$ -	$ -	$ -	$ -	$ -	$ -	$ -	$ -	$ -	$ -	$ -
2961	T680001586	369.0	$ -	$ -	$ -	$ -	$ -	$ -	$ -	$ -	$ -	$ -	$ -	$ -	$ -	$ -	$ -	$ -
2962	T624001587	367.1	$ -	$ -	$ -	$ -	$ -	$ -	$ -	$ -	$ -	$ -	$ -	$ -	$ -	$ -	$ -	$ -
2963	T624001587	368.0	$ -	$ -	$ -	$ -	$ -	$ -	$ -	$ -	$ -	$ -	$ -	$ -	$ -	$ -	$ -	$ -
2964	T624001587	369.0	$ -	$ -	$ -	$ -	$ -	$ -	$ -	$ -	$ -	$ -	$ -	$ -	$ -	$ -	$ -	$ -
2965	662001588	390.0	$ -	$ -	$ -	$ -	$ -	$ -	$ -	$ -	$ -	$ -	$ -	$ -	$ -	$ -	$ -	$ -
2966	T660001589	367.1	$ -	$ -	$ -	$ -	$ -	$ -	$ -	$ -	$ -	$ -	$ -	$ -	$ -	$ -	$ -	$ -
2967	T660001589	368.0	$ -	$ -	$ -	$ -	$ -	$ -	$ -	$ -	$ -	$ -	$ -	$ -	$ -	$ -	$ -	$ -

Sponsored by NMGC Witness Erik C. Buchanan

NEW MEXICO GAS COMPANY, INC.

Depreciation Activity
Base Period - 12 Months Ending March 31, 2023
Future Test Year - 12 Months Ending September 30, 2025

	A	B	S	T	U	V	W	X	Y	Z	AA	AB	AC	AD	AE	AF
1																
2			Activity	Activity	Activity	Activity	Activity	Activity	Activity	Activity	Activity	Activity	Activity	Activity	Activity	Activity
3	Investment Number / Beginning Balance	FERC Account	8/31/2024	9/30/2024	10/31/2024	11/30/2024	12/31/2024	1/31/2025	2/28/2025	3/31/2025	4/30/2025	5/31/2025	6/30/2025	7/31/2025	8/31/2025	9/30/2025
2916	T624001571	367.1	$ -	$ -	$ -	$ -	$ -	$ -	$ -	$ -	$ -	$ -	$ -	$ -	$ -	$ -
2917	T624001571	368.0	$ -	$ -	$ -	$ -	$ -	$ -	$ -	$ -	$ -	$ -	$ -	$ -	$ -	$ -
2918	T624001571	369.0	$ -	$ -	$ -	$ -	$ -	$ -	$ -	$ -	$ -	$ -	$ -	$ -	$ -	$ -
2919	T610001572	367.1	$ -	$ -	$ -	$ -	$ -	$ -	$ -	$ -	$ -	$ -	$ -	$ -	$ -	$ -
2920	T610001572	368.0	$ -	$ -	$ -	$ -	$ -	$ -	$ -	$ -	$ -	$ -	$ -	$ -	$ -	$ -
2921	T610001572	369.0	$ -	$ -	$ -	$ -	$ -	$ -	$ -	$ -	$ -	$ -	$ -	$ -	$ -	$ -
2922	T624001573	367.1	$ -	$ -	$ -	$ -	$ -	$ -	$ -	$ -	$ -	$ -	$ -	$ -	$ -	$ -
2923	T624001573	368.0	$ -	$ -	$ -	$ -	$ -	$ -	$ -	$ -	$ -	$ -	$ -	$ -	$ -	$ -
2924	T624001573	369.0	$ -	$ -	$ -	$ -	$ -	$ -	$ -	$ -	$ -	$ -	$ -	$ -	$ -	$ -
2925	T624001574	367.1	$ -	$ -	$ -	$ -	$ -	$ -	$ -	$ -	$ -	$ -	$ -	$ -	$ -	$ -
2926	T624001574	368.0	$ -	$ -	$ -	$ -	$ -	$ -	$ -	$ -	$ -	$ -	$ -	$ -	$ -	$ -
2927	T624001574	369.0	$ -	$ -	$ -	$ -	$ -	$ -	$ -	$ -	$ -	$ -	$ -	$ -	$ -	$ -
2928	T624001575	367.1	$ -	$ -	$ -	$ -	$ -	$ -	$ -	$ -	$ -	$ -	$ -	$ -	$ -	$ -
2929	T624001575	368.0	$ -	$ -	$ -	$ -	$ -	$ -	$ -	$ -	$ -	$ -	$ -	$ -	$ -	$ -
2930	T624001575	369.0	$ -	$ -	$ -	$ -	$ -	$ -	$ -	$ -	$ -	$ -	$ -	$ -	$ -	$ -
2931	T680001576	367.1	$ -	$ -	$ -	$ -	$ -	$ -	$ -	$ -	$ -	$ -	$ -	$ -	$ -	$ -
2932	T610001577	367.1	$ 1,605	$ 1,605	$ 1,605	$ 1,605	$ 1,605	$ 1,605	$ 1,605	$ 1,605	$ 1,605	$ 1,605	$ 1,605	$ 1,605	$ 1,605	$ 1,605
2933	T610001577	368.0	$ 308	$ 308	$ 308	$ 308	$ 308	$ 308	$ 308	$ 308	$ 308	$ 308	$ 308	$ 308	$ 308	$ 308
2934	T610001577	369.0	$ 636	$ 636	$ 636	$ 636	$ 636	$ 636	$ 636	$ 636	$ 636	$ 636	$ 636	$ 636	$ 636	$ 636
2935	T680001578	367.1	$ -	$ -	$ -	$ -	$ -	$ -	$ -	$ -	$ -	$ -	$ -	$ -	$ -	$ -
2936	T680001578	368.0	$ -	$ -	$ -	$ -	$ -	$ -	$ -	$ -	$ -	$ -	$ -	$ -	$ -	$ -
2937	T680001578	369.0	$ -	$ -	$ -	$ -	$ -	$ -	$ -	$ -	$ -	$ -	$ -	$ -	$ -	$ -
2938	T624001579	367.1	$ -	$ -	$ -	$ -	$ -	$ -	$ -	$ -	$ -	$ -	$ -	$ -	$ -	$ -
2939	T624001579	368.0	$ -	$ -	$ -	$ -	$ -	$ -	$ -	$ -	$ -	$ -	$ -	$ -	$ -	$ -
2940	T624001579	369.0	$ -	$ -	$ -	$ -	$ -	$ -	$ -	$ -	$ -	$ -	$ -	$ -	$ -	$ -
2941	T680001580	367.1	$ -	$ -	$ -	$ -	$ -	$ -	$ -	$ -	$ -	$ -	$ -	$ -	$ -	$ -
2942	T680001580	368.0	$ -	$ -	$ -	$ -	$ -	$ -	$ -	$ -	$ -	$ -	$ -	$ -	$ -	$ -
2943	T680001580	369.0	$ -	$ -	$ -	$ -	$ -	$ -	$ -	$ -	$ -	$ -	$ -	$ -	$ -	$ -
2944	T660001581	367.1	$ -	$ -	$ -	$ -	$ -	$ -	$ -	$ -	$ -	$ -	$ -	$ -	$ -	$ -
2945	T660001581	368.0	$ -	$ -	$ -	$ -	$ -	$ -	$ -	$ -	$ -	$ -	$ -	$ -	$ -	$ -
2946	T660001581	369.0	$ -	$ -	$ -	$ -	$ -	$ -	$ -	$ -	$ -	$ -	$ -	$ -	$ -	$ -
2947	T624001582	367.1	$ -	$ -	$ -	$ -	$ -	$ -	$ -	$ -	$ -	$ -	$ -	$ -	$ -	$ -
2948	T624001582	368.0	$ -	$ -	$ -	$ -	$ -	$ -	$ -	$ -	$ -	$ -	$ -	$ -	$ -	$ -
2949	T624001582	369.0	$ -	$ -	$ -	$ -	$ -	$ -	$ -	$ -	$ -	$ -	$ -	$ -	$ -	$ -
2950	T624001583	367.1	$ -	$ -	$ -	$ -	$ 466	$ 466	$ 466	$ 466	$ 466	$ 466	$ 466	$ 466	$ 466	$ 466
2951	T624001583	368.0	$ -	$ -	$ -	$ -	$ 89	$ 89	$ 89	$ 89	$ 89	$ 89	$ 89	$ 89	$ 89	$ 89
2952	T624001583	369.0	$ -	$ -	$ -	$ -	$ 185	$ 185	$ 185	$ 185	$ 185	$ 185	$ 185	$ 185	$ 185	$ 185
2953	T624001584	367.1	$ -	$ -	$ -	$ -	$ -	$ -	$ -	$ -	$ -	$ -	$ -	$ -	$ -	$ -
2954	T624001584	368.0	$ -	$ -	$ -	$ -	$ -	$ -	$ -	$ -	$ -	$ -	$ -	$ -	$ -	$ -
2955	T624001584	369.0	$ -	$ -	$ -	$ -	$ -	$ -	$ -	$ -	$ -	$ -	$ -	$ -	$ -	$ -
2956	T624001585	367.1	$ -	$ -	$ -	$ -	$ -	$ -	$ -	$ -	$ -	$ -	$ -	$ -	$ -	$ -
2957	T624001585	368.0	$ -	$ -	$ -	$ -	$ -	$ -	$ -	$ -	$ -	$ -	$ -	$ -	$ -	$ -
2958	T624001585	369.0	$ -	$ -	$ -	$ -	$ -	$ -	$ -	$ -	$ -	$ -	$ -	$ -	$ -	$ -
2959	T680001586	367.1	$ -	$ -	$ -	$ -	$ -	$ -	$ -	$ -	$ -	$ -	$ -	$ -	$ -	$ -
2960	T680001586	368.0	$ -	$ -	$ -	$ -	$ -	$ -	$ -	$ -	$ -	$ -	$ -	$ -	$ -	$ -
2961	T680001586	369.0	$ -	$ -	$ -	$ -	$ -	$ -	$ -	$ -	$ -	$ -	$ -	$ -	$ -	$ -
2962	T624001587	367.1	$ -	$ -	$ -	$ -	$ -	$ -	$ -	$ -	$ -	$ -	$ -	$ -	$ -	$ -
2963	T624001587	368.0	$ -	$ -	$ -	$ -	$ -	$ -	$ -	$ -	$ -	$ -	$ -	$ -	$ -	$ -
2964	T624001587	369.0	$ -	$ -	$ -	$ -	$ -	$ -	$ -	$ -	$ -	$ -	$ -	$ -	$ -	$ -
2965	662001588	390.0	$ 3,572	$ 3,572	$ 3,572	$ 3,572	$ 3,572	$ 3,572	$ 3,572	$ 3,572	$ 3,572	$ 3,572	$ 3,572	$ 3,572	$ 3,572	$ 3,572
2966	T660001589	367.1	$ -	$ -	$ -	$ -	$ -	$ -	$ -	$ -	$ -	$ -	$ -	$ -	$ -	$ -
2967	T660001589	368.0	$ -	$ -	$ -	$ -	$ -	$ -	$ -	$ -	$ -	$ -	$ -	$ -	$ -	$ -

Sponsored by NMGC Witness Erik C. Buchanan

NEW MEXICO GAS COMPANY, INC.

Depreciation Activity
Base Period - 12 Months Ending March 31, 2023
Future Test Year - 12 Months Ending September 30, 2025

	A	B	C	D	E	F	G	H	I	J	K	L	M	N	O	P	Q	R
1																		
2			Activity	Activity	Activity	Activity	Activity	Activity	Activity	Activity	Activity	Activity	Activity	Activity	Activity	Activity	Activity	Activity
3	Investment Number / Beginning Balance	FERC Account	4/30/2023	5/31/2023	6/30/2023	7/31/2023	8/31/2023	9/30/2023	10/31/2023	11/30/2023	12/31/2023	1/31/2024	2/29/2024	3/31/2024	4/30/2024	5/31/2024	6/30/2024	7/31/2024
2968	T660001589	369.0	$ -	$ -	$ -	$ -	$ -	$ -	$ -	$ -	$ -	$ -	$ -	$ -	$ -	$ -	$ -	$ -
2969	T680001590	367.1	$ -	$ -	$ -	$ -	$ -	$ -	$ -	$ -	$ -	$ -	$ -	$ -	$ -	$ -	$ -	$ -
2970	T680001590	368.0	$ -	$ -	$ -	$ -	$ -	$ -	$ -	$ -	$ -	$ -	$ -	$ -	$ -	$ -	$ -	$ -
2971	T680001590	369.0	$ -	$ -	$ -	$ -	$ -	$ -	$ -	$ -	$ -	$ -	$ -	$ -	$ -	$ -	$ -	$ -
2972	T601001591	368.0	$ -	$ -	$ -	$ -	$ -	$ -	$ -	$ -	$ -	$ -	$ -	$ -	$ -	$ -	$ -	$ -
2973	T601001591	369.0	$ -	$ -	$ -	$ -	$ -	$ -	$ -	$ -	$ -	$ -	$ -	$ -	$ -	$ -	$ -	$ -
2974	T680001592	368.0	$ -	$ -	$ -	$ -	$ -	$ -	$ -	$ -	$ -	$ -	$ -	$ -	$ -	$ -	$ -	$ -
2975	T680001592	369.0	$ -	$ -	$ -	$ -	$ -	$ -	$ -	$ -	$ -	$ -	$ -	$ -	$ -	$ -	$ -	$ -
2976	T660001593	367.1	$ -	$ -	$ -	$ -	$ -	$ -	$ -	$ -	$ -	$ -	$ -	$ -	$ -	$ -	$ -	$ -
2977	T660001593	368.0	$ -	$ -	$ -	$ -	$ -	$ -	$ -	$ -	$ -	$ -	$ -	$ -	$ -	$ -	$ -	$ -
2978	T660001593	369.0	$ -	$ -	$ -	$ -	$ -	$ -	$ -	$ -	$ -	$ -	$ -	$ -	$ -	$ -	$ -	$ -
2979	T601001594	369.0	$ -	$ -	$ -	$ -	$ -	$ -	$ -	$ -	$ -	$ 11	$ 11	$ 11	$ 139	$ 139	$ 139	$ 332
2980	T601001595	368.0	$ -	$ -	$ -	$ -	$ -	$ -	$ -	$ -	$ -	$ 2	$ 2	$ 2	$ 2	$ 2	$ 2	$ 2
2981	T601001595	369.0	$ -	$ -	$ -	$ -	$ -	$ -	$ -	$ -	$ -	$ 9	$ 9	$ 9	$ 9	$ 9	$ 9	$ 9
2982	T624001596	367.1	$ -	$ -	$ -	$ -	$ -	$ -	$ -	$ -	$ -	$ -	$ -	$ -	$ -	$ -	$ -	$ -
2983	T624001596	368.0	$ -	$ -	$ -	$ -	$ -	$ -	$ -	$ -	$ -	$ -	$ -	$ -	$ -	$ -	$ -	$ -
2984	T624001596	369.0	$ -	$ -	$ -	$ -	$ -	$ -	$ -	$ -	$ -	$ -	$ -	$ -	$ -	$ -	$ -	$ -
2985	T680001597	367.1	$ -	$ -	$ -	$ -	$ -	$ -	$ -	$ -	$ -	$ -	$ -	$ -	$ -	$ -	$ -	$ -
2986	T680001597	368.0	$ -	$ -	$ -	$ -	$ -	$ -	$ -	$ -	$ -	$ -	$ -	$ -	$ -	$ -	$ -	$ -
2987	T680001597	369.0	$ -	$ -	$ -	$ -	$ -	$ -	$ -	$ -	$ -	$ -	$ -	$ -	$ -	$ -	$ -	$ -
2988	T624001598	367.1	$ -	$ -	$ -	$ -	$ -	$ -	$ -	$ -	$ -	$ -	$ -	$ -	$ -	$ -	$ -	$ -
2989	T624001598	368.0	$ -	$ -	$ -	$ -	$ -	$ -	$ -	$ -	$ -	$ -	$ -	$ -	$ -	$ -	$ -	$ -
2990	T624001598	369.0	$ -	$ -	$ -	$ -	$ -	$ -	$ -	$ -	$ -	$ -	$ -	$ -	$ -	$ -	$ -	$ -
2991	601001599	376.1	$ -	$ -	$ -	$ -	$ -	$ -	$ -	$ -	$ -	$ -	$ -	$ -	$ -	$ -	$ -	$ -
2992	601001599	376.2	$ -	$ -	$ -	$ -	$ -	$ -	$ -	$ -	$ -	$ -	$ -	$ -	$ -	$ -	$ -	$ -
2993	601001599	376.4	$ -	$ -	$ -	$ -	$ -	$ -	$ -	$ -	$ -	$ -	$ -	$ -	$ -	$ -	$ -	$ -
2994	610001600	390.0	$ -	$ -	$ -	$ -	$ -	$ -	$ -	$ -	$ -	$ -	$ -	$ -	$ -	$ -	$ -	$ -
2995	T624001601	367.1	$ -	$ -	$ -	$ -	$ -	$ -	$ -	$ -	$ -	$ -	$ -	$ -	$ -	$ -	$ -	$ -
2996	T624001601	368.0	$ -	$ -	$ -	$ -	$ -	$ -	$ -	$ -	$ -	$ -	$ -	$ -	$ -	$ -	$ -	$ -
2997	T624001601	369.0	$ -	$ -	$ -	$ -	$ -	$ -	$ -	$ -	$ -	$ -	$ -	$ -	$ -	$ -	$ -	$ -
2998	T601001602	367.1	$ -	$ -	$ -	$ -	$ -	$ -	$ -	$ -	$ -	$ -	$ -	$ -	$ -	$ -	$ -	$ -
2999	T601001602	368.0	$ -	$ -	$ -	$ -	$ -	$ -	$ -	$ -	$ -	$ -	$ -	$ -	$ -	$ -	$ -	$ -
3000	T601001602	369.0	$ -	$ -	$ -	$ -	$ -	$ -	$ -	$ -	$ -	$ -	$ -	$ -	$ -	$ -	$ -	$ -
3001	625001603	376.1	$ -	$ -	$ -	$ -	$ -	$ -	$ -	$ -	$ -	$ -	$ -	$ -	$ -	$ -	$ -	$ -
3002	625001603	376.2	$ -	$ -	$ -	$ -	$ -	$ -	$ -	$ -	$ -	$ -	$ -	$ -	$ -	$ -	$ -	$ -
3003	625001603	376.4	$ -	$ -	$ -	$ -	$ -	$ -	$ -	$ -	$ -	$ -	$ -	$ -	$ -	$ -	$ -	$ -
3004	625001603	380.0	$ -	$ -	$ -	$ -	$ -	$ -	$ -	$ -	$ -	$ -	$ -	$ -	$ -	$ -	$ -	$ -
3005	625001604	376.1	$ -	$ 0	$ 0	$ 0	$ 0	$ 0	$ 0	$ 0	$ 0	$ 0	$ 0	$ 0	$ 0	$ 0	$ 0	$ 0
3006	625001604	376.2	$ -	$ 0	$ 0	$ 0	$ 0	$ 0	$ 0	$ 0	$ 0	$ 0	$ 0	$ 0	$ 0	$ 0	$ 0	$ 0
3007	625001604	376.4	$ -	$ 0	$ 0	$ 0	$ 0	$ 0	$ 0	$ 0	$ 0	$ 0	$ 0	$ 0	$ 0	$ 0	$ 0	$ 0
3008	625001604	380.0	$ -	$ 0	$ 0	$ 0	$ 0	$ 0	$ 0	$ 0	$ 0	$ 0	$ 0	$ 0	$ 0	$ 0	$ 0	$ 0
3009	620001605	376.1	$ -	$ -	$ -	$ -	$ -	$ -	$ -	$ -	$ -	$ -	$ -	$ -	$ -	$ -	$ -	$ -
3010	620001605	376.2	$ -	$ -	$ -	$ -	$ -	$ -	$ -	$ -	$ -	$ -	$ -	$ -	$ -	$ -	$ -	$ -
3011	620001605	376.4	$ -	$ -	$ -	$ -	$ -	$ -	$ -	$ -	$ -	$ -	$ -	$ -	$ -	$ -	$ -	$ -
3012	620001605	380.0	$ -	$ -	$ -	$ -	$ -	$ -	$ -	$ -	$ -	$ -	$ -	$ -	$ -	$ -	$ -	$ -
3013	627001606	376.1	$ -	$ -	$ -	$ -	$ -	$ -	$ -	$ -	$ -	$ -	$ -	$ -	$ -	$ -	$ -	$ -
3014	627001606	376.2	$ -	$ -	$ -	$ -	$ -	$ -	$ -	$ -	$ -	$ -	$ -	$ -	$ -	$ -	$ -	$ -
3015	627001606	376.4	$ -	$ -	$ -	$ -	$ -	$ -	$ -	$ -	$ -	$ -	$ -	$ -	$ -	$ -	$ -	$ -
3016	627001606	380.0	$ -	$ -	$ -	$ -	$ -	$ -	$ -	$ -	$ -	$ -	$ -	$ -	$ -	$ -	$ -	$ -
3017	627001607	376.1	$ -	$ -	$ -	$ -	$ -	$ -	$ -	$ -	$ -	$ -	$ -	$ -	$ -	$ -	$ -	$ -
3018	627001607	376.2	$ -	$ -	$ -	$ -	$ -	$ -	$ -	$ -	$ -	$ -	$ -	$ -	$ -	$ -	$ -	$ -
3019	627001607	376.4	$ -	$ -	$ -	$ -	$ -	$ -	$ -	$ -	$ -	$ -	$ -	$ -	$ -	$ -	$ -	$ -

NEW MEXICO GAS COMPANY, INC.

Depreciation Activity
Base Period - 12 Months Ending March 31, 2023
Future Test Year - 12 Months Ending September 30, 2025

	A	B	S	T	U	V	W	X	Y	Z	AA	AB	AC	AD	AE	AF
1																
2			Activity	Activity	Activity	Activity	Activity	Activity	Activity	Activity	Activity	Activity	Activity	Activity	Activity	Activity
3	Investment Number / Beginning Balance	FERC Account	8/31/2024	9/30/2024	10/31/2024	11/30/2024	12/31/2024	1/31/2025	2/28/2025	3/31/2025	4/30/2025	5/31/2025	6/30/2025	7/31/2025	8/31/2025	9/30/2025
2968	T660001589	369.0	$ -	$ -	$ -	$ -	$ -	$ -	$ -	$ -	$ -	$ -	$ -	$ -	$ -	$ -
2969	T680001590	367.1	$ -	$ -	$ -	$ -	$ -	$ -	$ -	$ -	$ -	$ -	$ -	$ -	$ -	$ -
2970	T680001590	368.0	$ -	$ -	$ -	$ -	$ -	$ -	$ -	$ -	$ -	$ -	$ -	$ -	$ -	$ -
2971	T680001590	369.0	$ -	$ -	$ -	$ -	$ -	$ -	$ -	$ -	$ -	$ -	$ -	$ -	$ -	$ -
2972	T601001591	368.0	$ -	$ -	$ -	$ -	$ -	$ -	$ -	$ -	$ -	$ -	$ -	$ -	$ -	$ -
2973	T601001591	369.0	$ -	$ -	$ -	$ -	$ -	$ -	$ -	$ -	$ -	$ -	$ -	$ -	$ -	$ -
2974	T680001592	368.0	$ -	$ -	$ -	$ -	$ -	$ -	$ -	$ -	$ -	$ -	$ -	$ -	$ -	$ -
2975	T680001592	369.0	$ -	$ -	$ -	$ -	$ -	$ -	$ -	$ -	$ -	$ -	$ -	$ -	$ -	$ -
2976	T660001593	367.1	$ -	$ -	$ -	$ -	$ -	$ -	$ -	$ -	$ -	$ -	$ -	$ -	$ -	$ -
2977	T660001593	368.0	$ -	$ -	$ -	$ -	$ -	$ -	$ -	$ -	$ -	$ -	$ -	$ -	$ -	$ -
2978	T660001593	369.0	$ -	$ -	$ -	$ -	$ -	$ -	$ -	$ -	$ -	$ -	$ -	$ -	$ -	$ -
2979	T601001594	369.0	$ 332	$ 332	$ 527	$ 527	$ 527	$ 788	$ 788	$ 788	$ 913	$ 913	$ 913	$ 1,103	$ 1,103	$ 1,103
2980	T601001595	368.0	$ 2	$ 2	$ 2	$ 2	$ 2	$ 137	$ 137	$ 137	$ 137	$ 137	$ 137	$ 137	$ 137	$ 137
2981	T601001595	369.0	$ 9	$ 9	$ 9	$ 9	$ 9	$ 565	$ 565	$ 565	$ 565	$ 565	$ 565	$ 565	$ 565	$ 565
2982	T624001596	367.1	$ -	$ -	$ -	$ -	$ -	$ -	$ -	$ -	$ -	$ -	$ -	$ -	$ -	$ 2,779
2983	T624001596	368.0	$ -	$ -	$ -	$ -	$ -	$ -	$ -	$ -	$ -	$ -	$ -	$ -	$ -	$ 533
2984	T624001596	369.0	$ -	$ -	$ -	$ -	$ -	$ -	$ -	$ -	$ -	$ -	$ -	$ -	$ -	$ 1,102
2985	T680001597	367.1	$ -	$ -	$ -	$ -	$ -	$ -	$ -	$ -	$ -	$ -	$ -	$ -	$ -	$ -
2986	T680001597	368.0	$ -	$ -	$ -	$ -	$ -	$ -	$ -	$ -	$ -	$ -	$ -	$ -	$ -	$ -
2987	T680001597	369.0	$ -	$ -	$ -	$ -	$ -	$ -	$ -	$ -	$ -	$ -	$ -	$ -	$ -	$ -
2988	T624001598	367.1	$ -	$ -	$ -	$ -	$ -	$ -	$ -	$ -	$ -	$ -	$ -	$ -	$ -	$ -
2989	T624001598	368.0	$ -	$ -	$ -	$ -	$ -	$ -	$ -	$ -	$ -	$ -	$ -	$ -	$ -	$ -
2990	T624001598	369.0	$ -	$ -	$ -	$ -	$ -	$ -	$ -	$ -	$ -	$ -	$ -	$ -	$ -	$ -
2991	601001599	376.1	$ -	$ -	$ -	$ -	$ -	$ -	$ -	$ -	$ -	$ -	$ -	$ -	$ -	$ -
2992	601001599	376.2	$ -	$ -	$ -	$ -	$ -	$ -	$ -	$ -	$ -	$ -	$ -	$ -	$ -	$ -
2993	601001599	376.4	$ -	$ -	$ -	$ -	$ -	$ -	$ -	$ -	$ -	$ -	$ -	$ -	$ -	$ -
2994	610001600	390.0	$ -	$ -	$ -	$ -	$ -	$ -	$ -	$ -	$ -	$ -	$ -	$ -	$ -	$ -
2995	T624001601	367.1	$ -	$ -	$ -	$ -	$ -	$ -	$ -	$ -	$ -	$ -	$ -	$ -	$ -	$ -
2996	T624001601	368.0	$ -	$ -	$ -	$ -	$ -	$ -	$ -	$ -	$ -	$ -	$ -	$ -	$ -	$ -
2997	T624001601	369.0	$ -	$ -	$ -	$ -	$ -	$ -	$ -	$ -	$ -	$ -	$ -	$ -	$ -	$ -
2998	T601001602	367.1	$ -	$ -	$ -	$ -	$ -	$ -	$ -	$ -	$ -	$ -	$ -	$ -	$ -	$ -
2999	T601001602	368.0	$ -	$ -	$ -	$ -	$ -	$ -	$ -	$ -	$ -	$ -	$ -	$ -	$ -	$ -
3000	T601001602	369.0	$ -	$ -	$ -	$ -	$ -	$ -	$ -	$ -	$ -	$ -	$ -	$ -	$ -	$ -
3001	625001603	376.1	$ -	$ -	$ -	$ -	$ -	$ -	$ -	$ -	$ -	$ -	$ -	$ -	$ -	$ -
3002	625001603	376.2	$ -	$ -	$ -	$ -	$ -	$ -	$ -	$ -	$ -	$ -	$ -	$ -	$ -	$ -
3003	625001603	376.4	$ -	$ -	$ -	$ -	$ -	$ -	$ -	$ -	$ -	$ -	$ -	$ -	$ -	$ -
3004	625001603	380.0	$ -	$ -	$ -	$ -	$ -	$ -	$ -	$ -	$ -	$ -	$ -	$ -	$ -	$ -
3005	625001604	376.1	$ 0	$ 0	$ 0	$ 0	$ 0	$ 0	$ 0	$ 0	$ 0	$ 0	$ 0	$ 0	$ 0	$ 0
3006	625001604	376.2	$ 0	$ 0	$ 0	$ 0	$ 0	$ 0	$ 0	$ 0	$ 0	$ 0	$ 0	$ 0	$ 0	$ 0
3007	625001604	376.4	$ 0	$ 0	$ 0	$ 0	$ 0	$ 0	$ 0	$ 0	$ 0	$ 0	$ 0	$ 0	$ 0	$ 0
3008	625001604	380.0	$ 0	$ 0	$ 0	$ 0	$ 0	$ 0	$ 0	$ 0	$ 0	$ 0	$ 0	$ 0	$ 0	$ 0
3009	620001605	376.1	$ -	$ -	$ -	$ -	$ 509	$ 509	$ 509	$ 509	$ 509	$ 509	$ 509	$ 509	$ 509	$ 509
3010	620001605	376.2	$ -	$ -	$ -	$ -	$ 3,429	$ 3,429	$ 3,429	$ 3,429	$ 3,429	$ 3,429	$ 3,429	$ 3,429	$ 3,429	$ 3,429
3011	620001605	376.4	$ -	$ -	$ -	$ -	$ 435	$ 435	$ 435	$ 435	$ 435	$ 435	$ 435	$ 435	$ 435	$ 435
3012	620001605	380.0	$ -	$ -	$ -	$ -	$ 699	$ 699	$ 699	$ 699	$ 699	$ 699	$ 699	$ 699	$ 699	$ 699
3013	627001606	376.1	$ -	$ -	$ -	$ -	$ -	$ -	$ -	$ -	$ -	$ -	$ -	$ -	$ -	$ -
3014	627001606	376.2	$ -	$ -	$ -	$ -	$ -	$ -	$ -	$ -	$ -	$ -	$ -	$ -	$ -	$ -
3015	627001606	376.4	$ -	$ -	$ -	$ -	$ -	$ -	$ -	$ -	$ -	$ -	$ -	$ -	$ -	$ -
3016	627001606	380.0	$ -	$ -	$ -	$ -	$ -	$ -	$ -	$ -	$ -	$ -	$ -	$ -	$ -	$ -
3017	627001607	376.1	$ -	$ -	$ -	$ -	$ -	$ -	$ -	$ -	$ -	$ -	$ -	$ -	$ -	$ -
3018	627001607	376.2	$ -	$ -	$ -	$ -	$ -	$ -	$ -	$ -	$ -	$ -	$ -	$ -	$ -	$ -
3019	627001607	376.4	$ -	$ -	$ -	$ -	$ -	$ -	$ -	$ -	$ -	$ -	$ -	$ -	$ -	$ -

NEW MEXICO GAS COMPANY, INC.

Depreciation Activity
Base Period - 12 Months Ending March 31, 2023
Future Test Year - 12 Months Ending September 30, 2025

	A	B	C	D	E	F	G	H	I	J	K	L	M	N	O	P	Q	R
1																		
2			Activity	Activity	Activity	Activity	Activity	Activity	Activity	Activity	Activity	Activity	Activity	Activity	Activity	Activity	Activity	Activity
3	Investment Number / Beginning Balance	FERC Account	4/30/2023	5/31/2023	6/30/2023	7/31/2023	8/31/2023	9/30/2023	10/31/2023	11/30/2023	12/31/2023	1/31/2024	2/29/2024	3/31/2024	4/30/2024	5/31/2024	6/30/2024	7/31/2024
3020	627001607	380.0	$ -	$ -	$ -	$ -	$ -	$ -	$ -	$ -	$ -	$ -	$ -	$ -	$ -	$ -	$ -	$ -
3021	610001608	376.1	$ -	$ -	$ -	$ -	$ -	$ -	$ -	$ -	$ -	$ -	$ -	$ -	$ -	$ -	$ -	$ -
3022	610001608	376.2	$ -	$ -	$ -	$ -	$ -	$ -	$ -	$ -	$ -	$ -	$ -	$ -	$ -	$ -	$ -	$ -
3023	610001608	376.4	$ -	$ -	$ -	$ -	$ -	$ -	$ -	$ -	$ -	$ -	$ -	$ -	$ -	$ -	$ -	$ -
3024	610001608	380.0	$ -	$ -	$ -	$ -	$ -	$ -	$ -	$ -	$ -	$ -	$ -	$ -	$ -	$ -	$ -	$ -
3025	610001609	391.2	$ -	$ -	$ -	$ -	$ -	$ -	$ -	$ -	$ -	$ -	$ -	$ -	$ -	$ -	$ -	$ -
3026	610001609	397.0	$ -	$ -	$ -	$ -	$ -	$ -	$ -	$ -	$ -	$ -	$ -	$ -	$ -	$ -	$ -	$ -
3027	610001609	398.0	$ -	$ -	$ -	$ -	$ -	$ -	$ -	$ -	$ -	$ -	$ -	$ -	$ -	$ -	$ -	$ -
3028	T610001610	367.1	$ -	$ -	$ -	$ -	$ -	$ -	$ -	$ -	$ -	$ -	$ -	$ -	$ -	$ -	$ -	$ -
3029	T610001610	368.0	$ -	$ -	$ -	$ -	$ -	$ -	$ -	$ -	$ -	$ -	$ -	$ -	$ -	$ -	$ -	$ -
3030	T610001610	369.0	$ -	$ -	$ -	$ -	$ -	$ -	$ -	$ -	$ -	$ -	$ -	$ -	$ -	$ -	$ -	$ -
3031	T624001611	367.1	$ -	$ -	$ -	$ -	$ -	$ -	$ -	$ -	$ -	$ -	$ -	$ -	$ -	$ -	$ -	$ -
3032	T624001611	368.0	$ -	$ -	$ -	$ -	$ -	$ -	$ -	$ -	$ -	$ -	$ -	$ -	$ -	$ -	$ -	$ -
3033	T624001611	369.0	$ -	$ -	$ -	$ -	$ -	$ -	$ -	$ -	$ -	$ -	$ -	$ -	$ -	$ -	$ -	$ -
3034	601001612	303.3	$ -	$ -	$ -	$ -	$ -	$ -	$ -	$ -	$ -	$ -	$ -	$ -	$ -	$ -	$ -	$ -
3035	T680001613	367.1	$ -	$ -	$ -	$ -	$ -	$ -	$ -	$ -	$ -	$ -	$ -	$ -	$ -	$ -	$ -	$ -
3036	T680001614	367.1	$ -	$ -	$ -	$ -	$ -	$ -	$ -	$ -	$ -	$ -	$ -	$ -	$ -	$ -	$ -	$ -
3037	601001615	367.1	$ -	$ -	$ -	$ -	$ -	$ -	$ -	$ -	$ -	$ -	$ -	$ -	$ -	$ -	$ -	$ -
3038	601001615	368.0	$ -	$ -	$ -	$ -	$ -	$ -	$ -	$ -	$ -	$ -	$ -	$ -	$ -	$ -	$ -	$ -
3039	601001615	369.0	$ -	$ -	$ -	$ -	$ -	$ -	$ -	$ -	$ -	$ -	$ -	$ -	$ -	$ -	$ -	$ -
3040	610001616	376.1	$ -	$ -	$ -	$ -	$ -	$ -	$ -	$ -	$ -	$ -	$ -	$ -	$ -	$ -	$ -	$ -
3041	610001616	376.2	$ -	$ -	$ -	$ -	$ -	$ -	$ -	$ -	$ -	$ -	$ -	$ -	$ -	$ -	$ -	$ -
3042	610001616	376.4	$ -	$ -	$ -	$ -	$ -	$ -	$ -	$ -	$ -	$ -	$ -	$ -	$ -	$ -	$ -	$ -
3043	610001616	380.0	$ -	$ -	$ -	$ -	$ -	$ -	$ -	$ -	$ -	$ -	$ -	$ -	$ -	$ -	$ -	$ -
3044	T621001617	367.1	$ -	$ -	$ -	$ -	$ -	$ -	$ -	$ -	$ -	$ -	$ -	$ -	$ -	$ -	$ -	$ -
3045	T624001618	367.1	$ -	$ -	$ -	$ -	$ -	$ -	$ -	$ -	$ -	$ -	$ -	$ -	$ -	$ -	$ -	$ -
3046	622001619	376.1	$ -	$ -	$ -	$ -	$ -	$ -	$ -	$ -	$ -	$ -	$ -	$ -	$ -	$ -	$ -	$ -
3047	622001619	376.2	$ -	$ -	$ -	$ -	$ -	$ -	$ -	$ -	$ -	$ -	$ -	$ -	$ -	$ -	$ -	$ -
3048	622001619	376.4	$ -	$ -	$ -	$ -	$ -	$ -	$ -	$ -	$ -	$ -	$ -	$ -	$ -	$ -	$ -	$ -
3049	T626001620	367.1	$ -	$ -	$ -	$ -	$ -	$ -	$ -	$ -	$ -	$ -	$ -	$ -	$ -	$ -	$ -	$ -
3050	610001621	378.0	$ -	$ -	$ -	$ -	$ -	$ -	$ -	$ -	$ -	$ -	$ -	$ -	$ -	$ -	$ -	$ -
3051	610001621	385.0	$ -	$ -	$ -	$ -	$ -	$ -	$ -	$ -	$ -	$ -	$ -	$ -	$ -	$ -	$ -	$ -
3052	T601001622	367.1	$ -	$ -	$ -	$ -	$ -	$ -	$ -	$ -	$ -	$ -	$ -	$ -	$ -	$ -	$ -	$ -
3053	T601001622	368.0	$ -	$ -	$ -	$ -	$ -	$ -	$ -	$ -	$ -	$ -	$ -	$ -	$ -	$ -	$ -	$ -
3054	T601001622	369.0	$ -	$ -	$ -	$ -	$ -	$ -	$ -	$ -	$ -	$ -	$ -	$ -	$ -	$ -	$ -	$ -
3055	601001624	303.3	$ -	$ -	$ -	$ -	$ -	$ -	$ -	$ -	$ -	$ -	$ -	$ -	$ -	$ -	$ -	$ -
3056	610001625	376.1	$ -	$ -	$ -	$ -	$ -	$ -	$ -	$ -	$ -	$ -	$ -	$ -	$ -	$ -	$ -	$ -
3057	610001625	376.2	$ -	$ -	$ -	$ -	$ -	$ -	$ -	$ -	$ -	$ -	$ -	$ -	$ -	$ -	$ -	$ -
3058	610001625	376.4	$ -	$ -	$ -	$ -	$ -	$ -	$ -	$ -	$ -	$ -	$ -	$ -	$ -	$ -	$ -	$ -
3059	610001625	380.0	$ -	$ -	$ -	$ -	$ -	$ -	$ -	$ -	$ -	$ -	$ -	$ -	$ -	$ -	$ -	$ -
3060	T601001626	367.1	$ -	$ -	$ -	$ -	$ -	$ -	$ -	$ -	$ -	$ -	$ -	$ -	$ -	$ -	$ -	$ -
3061	T601001626	368.0	$ -	$ -	$ -	$ -	$ -	$ -	$ -	$ -	$ -	$ -	$ -	$ -	$ -	$ -	$ -	$ -
3062	T601001626	369.0	$ -	$ -	$ -	$ -	$ -	$ -	$ -	$ -	$ -	$ -	$ -	$ -	$ -	$ -	$ -	$ -
3063	660001627	390.0	$ -	$ -	$ -	$ -	$ -	$ -	$ -	$ -	$ -	$ -	$ -	$ -	$ -	$ -	$ -	$ -
3064	T624001628	369.0	$ -	$ -	$ -	$ -	$ -	$ -	$ -	$ -	$ -	$ -	$ -	$ -	$ -	$ -	$ -	$ -
3065	601001629	303.3	$ -	$ -	$ -	$ -	$ -	$ -	$ -	$ -	$ -	$ -	$ -	$ -	$ -	$ -	$ -	$ -
3066	T680001630	367.1	$ -	$ -	$ -	$ -	$ -	$ -	$ -	$ -	$ -	$ -	$ -	$ -	$ -	$ -	$ -	$ -
3067	T680001630	368.0	$ -	$ -	$ -	$ -	$ -	$ -	$ -	$ -	$ -	$ -	$ -	$ -	$ -	$ -	$ -	$ -
3068	T680001630	369.0	$ -	$ -	$ -	$ -	$ -	$ -	$ -	$ -	$ -	$ -	$ -	$ -	$ -	$ -	$ -	$ -
3069	T680001631	367.1	$ -	$ -	$ -	$ -	$ -	$ -	$ -	$ -	$ -	$ -	$ -	$ -	$ -	$ -	$ -	$ -
3070	T680001631	368.0	$ -	$ -	$ -	$ -	$ -	$ -	$ -	$ -	$ -	$ -	$ -	$ -	$ -	$ -	$ -	$ -
3071	T680001631	369.0	$ -	$ -	$ -	$ -	$ -	$ -	$ -	$ -	$ -	$ -	$ -	$ -	$ -	$ -	$ -	$ -

NEW MEXICO GAS COMPANY, INC.

Depreciation Activity
Base Period - 12 Months Ending March 31, 2023
Future Test Year - 12 Months Ending September 30, 2025

	A	B	S	T	U	V	W	X	Y	Z	AA	AB	AC	AD	AE	AF
1																
2			Activity	Activity	Activity	Activity	Activity	Activity	Activity	Activity	Activity	Activity	Activity	Activity	Activity	Activity
3	Investment Number / Beginning Balance	FERC Account	8/31/2024	9/30/2024	10/31/2024	11/30/2024	12/31/2024	1/31/2025	2/28/2025	3/31/2025	4/30/2025	5/31/2025	6/30/2025	7/31/2025	8/31/2025	9/30/2025
3020	627001607	380.0	$ -	$ -	$ -	$ -	$ -	$ -	$ -	$ -	$ -	$ -	$ -	$ -	$ -	$ -
3021	610001608	376.1	$ -	$ -	$ -	$ -	$ -	$ -	$ -	$ -	$ -	$ -	$ -	$ -	$ -	$ -
3022	610001608	376.2	$ -	$ -	$ -	$ -	$ -	$ -	$ -	$ -	$ -	$ -	$ -	$ -	$ -	$ -
3023	610001608	376.4	$ -	$ -	$ -	$ -	$ -	$ -	$ -	$ -	$ -	$ -	$ -	$ -	$ -	$ -
3024	610001608	380.0	$ -	$ -	$ -	$ -	$ -	$ -	$ -	$ -	$ -	$ -	$ -	$ -	$ -	$ -
3025	610001609	391.2	$ -	$ -	$ -	$ -	$ -	$ -	$ -	$ -	$ -	$ -	$ -	$ -	$ -	$ -
3026	610001609	397.0	$ -	$ -	$ -	$ -	$ -	$ -	$ -	$ -	$ -	$ -	$ -	$ -	$ -	$ -
3027	610001609	398.0	$ -	$ -	$ -	$ -	$ -	$ -	$ -	$ -	$ -	$ -	$ -	$ -	$ -	$ -
3028	T610001610	367.1	$ -	$ -	$ -	$ -	$ -	$ -	$ -	$ -	$ -	$ -	$ -	$ -	$ -	$ -
3029	T610001610	368.0	$ -	$ -	$ -	$ -	$ -	$ -	$ -	$ -	$ -	$ -	$ -	$ -	$ -	$ -
3030	T610001610	369.0	$ -	$ -	$ -	$ -	$ -	$ -	$ -	$ -	$ -	$ -	$ -	$ -	$ -	$ -
3031	T624001611	367.1	$ -	$ -	$ -	$ -	$ -	$ -	$ -	$ -	$ -	$ -	$ -	$ -	$ -	$ -
3032	T624001611	368.0	$ -	$ -	$ -	$ -	$ -	$ -	$ -	$ -	$ -	$ -	$ -	$ -	$ -	$ -
3033	T624001611	369.0	$ -	$ -	$ -	$ -	$ -	$ -	$ -	$ -	$ -	$ -	$ -	$ -	$ -	$ -
3034	601001612	303.3	$ -	$ -	$ -	$ -	$ -	$ -	$ -	$ -	$ -	$ -	$ -	$ -	$ -	$ -
3035	T680001613	367.1	$ -	$ -	$ -	$ -	$ -	$ -	$ -	$ -	$ -	$ -	$ -	$ -	$ -	$ -
3036	T680001614	367.1	$ -	$ -	$ -	$ -	$ -	$ -	$ -	$ -	$ -	$ -	$ -	$ -	$ -	$ -
3037	601001615	367.1	$ -	$ -	$ -	$ -	$ -	$ -	$ -	$ -	$ -	$ -	$ -	$ -	$ -	$ -
3038	601001615	368.0	$ -	$ -	$ -	$ -	$ -	$ -	$ -	$ -	$ -	$ -	$ -	$ -	$ -	$ -
3039	601001615	369.0	$ -	$ -	$ -	$ -	$ -	$ -	$ -	$ -	$ -	$ -	$ -	$ -	$ -	$ -
3040	610001616	376.1	$ -	$ -	$ -	$ -	$ -	$ -	$ -	$ -	$ -	$ -	$ -	$ -	$ -	$ -
3041	610001616	376.2	$ -	$ -	$ -	$ -	$ -	$ -	$ -	$ -	$ -	$ -	$ -	$ -	$ -	$ -
3042	610001616	376.4	$ -	$ -	$ -	$ -	$ -	$ -	$ -	$ -	$ -	$ -	$ -	$ -	$ -	$ -
3043	610001616	380.0	$ -	$ -	$ -	$ -	$ -	$ -	$ -	$ -	$ -	$ -	$ -	$ -	$ -	$ -
3044	T621001617	367.1	$ -	$ -	$ -	$ -	$ -	$ -	$ -	$ -	$ -	$ -	$ -	$ -	$ -	$ -
3045	T624001618	367.1	$ -	$ -	$ -	$ -	$ -	$ -	$ -	$ -	$ -	$ -	$ -	$ -	$ -	$ -
3046	622001619	376.1	$ -	$ -	$ -	$ -	$ -	$ -	$ -	$ -	$ -	$ -	$ -	$ -	$ -	$ -
3047	622001619	376.2	$ -	$ -	$ -	$ -	$ -	$ -	$ -	$ -	$ -	$ -	$ -	$ -	$ -	$ -
3048	622001619	376.4	$ -	$ -	$ -	$ -	$ -	$ -	$ -	$ -	$ -	$ -	$ -	$ -	$ -	$ -
3049	T626001620	367.1	$ -	$ -	$ -	$ -	$ -	$ -	$ -	$ -	$ -	$ -	$ -	$ -	$ -	$ -
3050	610001621	378.0	$ -	$ -	$ -	$ -	$ -	$ -	$ -	$ -	$ -	$ -	$ -	$ -	$ -	$ -
3051	610001621	385.0	$ -	$ -	$ -	$ -	$ -	$ -	$ -	$ -	$ -	$ -	$ -	$ -	$ -	$ -
3052	T601001622	367.1	$ -	$ -	$ -	$ -	$ -	$ -	$ -	$ -	$ -	$ -	$ -	$ -	$ -	$ -
3053	T601001622	368.0	$ -	$ -	$ -	$ -	$ -	$ -	$ -	$ -	$ -	$ -	$ -	$ -	$ -	$ -
3054	T601001622	369.0	$ -	$ -	$ -	$ -	$ -	$ -	$ -	$ -	$ -	$ -	$ -	$ -	$ -	$ -
3055	601001624	303.3	$ -	$ -	$ -	$ -	$ -	$ -	$ -	$ -	$ -	$ -	$ -	$ -	$ -	$ -
3056	610001625	376.1	$ -	$ -	$ -	$ -	$ -	$ -	$ -	$ -	$ -	$ -	$ -	$ -	$ -	$ -
3057	610001625	376.2	$ -	$ -	$ -	$ -	$ -	$ -	$ -	$ -	$ -	$ -	$ -	$ -	$ -	$ -
3058	610001625	376.4	$ -	$ -	$ -	$ -	$ -	$ -	$ -	$ -	$ -	$ -	$ -	$ -	$ -	$ -
3059	610001625	380.0	$ -	$ -	$ -	$ -	$ -	$ -	$ -	$ -	$ -	$ -	$ -	$ -	$ -	$ -
3060	T601001626	367.1	$ -	$ -	$ -	$ -	$ -	$ -	$ -	$ -	$ -	$ -	$ -	$ -	$ -	$ -
3061	T601001626	368.0	$ -	$ -	$ -	$ -	$ -	$ -	$ -	$ -	$ -	$ -	$ -	$ -	$ -	$ -
3062	T601001626	369.0	$ -	$ -	$ -	$ -	$ -	$ -	$ -	$ -	$ -	$ -	$ -	$ -	$ -	$ -
3063	660001627	390.0	$ -	$ -	$ -	$ -	$ -	$ -	$ -	$ -	$ -	$ -	$ -	$ -	$ -	$ -
3064	T624001628	369.0	$ -	$ -	$ -	$ -	$ -	$ -	$ -	$ -	$ -	$ -	$ -	$ -	$ -	$ -
3065	601001629	303.3	$ -	$ -	$ -	$ -	$ -	$ -	$ -	$ -	$ -	$ -	$ -	$ -	$ -	$ -
3066	T680001630	367.1	$ -	$ -	$ -	$ -	$ -	$ -	$ -	$ -	$ -	$ -	$ -	$ -	$ -	$ -
3067	T680001630	368.0	$ -	$ -	$ -	$ -	$ -	$ -	$ -	$ -	$ -	$ -	$ -	$ -	$ -	$ -
3068	T680001630	369.0	$ -	$ -	$ -	$ -	$ -	$ -	$ -	$ -	$ -	$ -	$ -	$ -	$ -	$ -
3069	T680001631	367.1	$ -	$ -	$ -	$ -	$ -	$ -	$ -	$ -	$ -	$ -	$ -	$ -	$ -	$ -
3070	T680001631	368.0	$ -	$ -	$ -	$ -	$ -	$ -	$ -	$ -	$ -	$ -	$ -	$ -	$ -	$ -
3071	T680001631	369.0	$ -	$ -	$ -	$ -	$ -	$ -	$ -	$ -	$ -	$ -	$ -	$ -	$ -	$ -

Sponsored by NMGC Witness Erik C. Buchanan

NEW MEXICO GAS COMPANY, INC.

Depreciation Activity
Base Period - 12 Months Ending March 31, 2023
Future Test Year - 12 Months Ending September 30, 2025

	A	B	C	D	E	F	G	H	I	J	K	L	M	N	O	P	Q	R
1																		
2			Activity	Activity	Activity	Activity	Activity	Activity	Activity	Activity	Activity	Activity	Activity	Activity	Activity	Activity	Activity	Activity
3	Investment Number / Beginning Balance	FERC Account	4/30/2023	5/31/2023	6/30/2023	7/31/2023	8/31/2023	9/30/2023	10/31/2023	11/30/2023	12/31/2023	1/31/2024	2/29/2024	3/31/2024	4/30/2024	5/31/2024	6/30/2024	7/31/2024
3072	T680001632	367.1	$ -	$ -	$ -	$ -	$ -	$ -	$ -	$ -	$ -	$ -	$ -	$ -	$ -	$ -	$ -	$ -
3073	T680001632	368.0	$ -	$ -	$ -	$ -	$ -	$ -	$ -	$ -	$ -	$ -	$ -	$ -	$ -	$ -	$ -	$ -
3074	T680001632	369.0	$ -	$ -	$ -	$ -	$ -	$ -	$ -	$ -	$ -	$ -	$ -	$ -	$ -	$ -	$ -	$ -
3075	T680001633	367.1	$ -	$ -	$ -	$ -	$ -	$ -	$ -	$ -	$ -	$ -	$ -	$ -	$ -	$ -	$ -	$ -
3076	T680001633	368.0	$ -	$ -	$ -	$ -	$ -	$ -	$ -	$ -	$ -	$ -	$ -	$ -	$ -	$ -	$ -	$ -
3077	T680001633	369.0	$ -	$ -	$ -	$ -	$ -	$ -	$ -	$ -	$ -	$ -	$ -	$ -	$ -	$ -	$ -	$ -
3078	T680001634	367.1	$ -	$ -	$ -	$ -	$ -	$ -	$ -	$ -	$ 1,460	$ 1,460	$ 1,460	$ 1,460	$ 1,460	$ 1,460	$ 1,460	$ 1,460
3079	T680001634	368.0	$ -	$ -	$ -	$ -	$ -	$ -	$ -	$ -	$ 280	$ 280	$ 280	$ 280	$ 280	$ 280	$ 280	$ 280
3080	T680001634	369.0	$ -	$ -	$ -	$ -	$ -	$ -	$ -	$ -	$ 579	$ 579	$ 579	$ 579	$ 579	$ 579	$ 579	$ 579
3081	611001635	376.1	$ -	$ -	$ -	$ -	$ -	$ -	$ -	$ -	$ -	$ -	$ -	$ -	$ -	$ -	$ -	$ -
3082	611001635	376.2	$ -	$ -	$ -	$ -	$ -	$ -	$ -	$ -	$ -	$ -	$ -	$ -	$ -	$ -	$ -	$ -
3083	611001635	376.4	$ -	$ -	$ -	$ -	$ -	$ -	$ -	$ -	$ -	$ -	$ -	$ -	$ -	$ -	$ -	$ -
3084	611001635	380.0	$ -	$ -	$ -	$ -	$ -	$ -	$ -	$ -	$ -	$ -	$ -	$ -	$ -	$ -	$ -	$ -
3085	T660001637	367.1	$ -	$ -	$ -	$ -	$ -	$ -	$ -	$ -	$ -	$ -	$ -	$ -	$ -	$ -	$ -	$ -
3086	T660001637	368.0	$ -	$ -	$ -	$ -	$ -	$ -	$ -	$ -	$ -	$ -	$ -	$ -	$ -	$ -	$ -	$ -
3087	T660001637	369.0	$ -	$ -	$ -	$ -	$ -	$ -	$ -	$ -	$ -	$ -	$ -	$ -	$ -	$ -	$ -	$ -
3088	T680001638	367.1	$ -	$ -	$ -	$ -	$ -	$ -	$ -	$ -	$ -	$ -	$ -	$ -	$ -	$ -	$ -	$ -
3089	T680001638	368.0	$ -	$ -	$ -	$ -	$ -	$ -	$ -	$ -	$ -	$ -	$ -	$ -	$ -	$ -	$ -	$ -
3090	T680001638	369.0	$ -	$ -	$ -	$ -	$ -	$ -	$ -	$ -	$ -	$ -	$ -	$ -	$ -	$ -	$ -	$ -
3091	T610001639	367.1	$ -	$ -	$ -	$ -	$ -	$ -	$ -	$ -	$ -	$ -	$ -	$ -	$ -	$ -	$ -	$ -
3092	T610001639	368.0	$ -	$ -	$ -	$ -	$ -	$ -	$ -	$ -	$ -	$ -	$ -	$ -	$ -	$ -	$ -	$ -
3093	T610001639	369.0	$ -	$ -	$ -	$ -	$ -	$ -	$ -	$ -	$ -	$ -	$ -	$ -	$ -	$ -	$ -	$ -
3094	T624001640	367.1	$ -	$ -	$ -	$ -	$ -	$ -	$ -	$ -	$ -	$ -	$ -	$ -	$ -	$ -	$ -	$ -
3095	T624001640	368.0	$ -	$ -	$ -	$ -	$ -	$ -	$ -	$ -	$ -	$ -	$ -	$ -	$ -	$ -	$ -	$ -
3096	T624001640	369.0	$ -	$ -	$ -	$ -	$ -	$ -	$ -	$ -	$ -	$ -	$ -	$ -	$ -	$ -	$ -	$ -
3097	T624001641	367.1	$ -	$ -	$ -	$ -	$ -	$ -	$ -	$ -	$ -	$ -	$ -	$ -	$ -	$ -	$ -	$ -
3098	T624001641	368.0	$ -	$ -	$ -	$ -	$ -	$ -	$ -	$ -	$ -	$ -	$ -	$ -	$ -	$ -	$ -	$ -
3099	T624001641	369.0	$ -	$ -	$ -	$ -	$ -	$ -	$ -	$ -	$ -	$ -	$ -	$ -	$ -	$ -	$ -	$ -
3100	T610001642	367.1	$ -	$ -	$ -	$ -	$ -	$ -	$ -	$ -	$ -	$ -	$ -	$ -	$ -	$ -	$ -	$ -
3101	T610001642	368.0	$ -	$ -	$ -	$ -	$ -	$ -	$ -	$ -	$ -	$ -	$ -	$ -	$ -	$ -	$ -	$ -
3102	T610001642	369.0	$ -	$ -	$ -	$ -	$ -	$ -	$ -	$ -	$ -	$ -	$ -	$ -	$ -	$ -	$ -	$ -
3103	T660001643	367.1	$ -	$ -	$ -	$ -	$ -	$ -	$ -	$ -	$ -	$ -	$ -	$ -	$ -	$ -	$ -	$ -
3104	T660001643	368.0	$ -	$ -	$ -	$ -	$ -	$ -	$ -	$ -	$ -	$ -	$ -	$ -	$ -	$ -	$ -	$ -
3105	T660001643	369.0	$ -	$ -	$ -	$ -	$ -	$ -	$ -	$ -	$ -	$ -	$ -	$ -	$ -	$ -	$ -	$ -
3106	T624001644	367.1	$ -	$ -	$ -	$ -	$ -	$ -	$ -	$ -	$ -	$ -	$ -	$ -	$ -	$ -	$ -	$ -
3107	T624001644	368.0	$ -	$ -	$ -	$ -	$ -	$ -	$ -	$ -	$ -	$ -	$ -	$ -	$ -	$ -	$ -	$ -
3108	T624001644	369.0	$ -	$ -	$ -	$ -	$ -	$ -	$ -	$ -	$ -	$ -	$ -	$ -	$ -	$ -	$ -	$ -
3109	T660001645	367.1	$ -	$ -	$ -	$ -	$ -	$ -	$ -	$ -	$ -	$ -	$ -	$ -	$ -	$ -	$ -	$ -
3110	T660001645	368.0	$ -	$ -	$ -	$ -	$ -	$ -	$ -	$ -	$ -	$ -	$ -	$ -	$ -	$ -	$ -	$ -
3111	T660001645	369.0	$ -	$ -	$ -	$ -	$ -	$ -	$ -	$ -	$ -	$ -	$ -	$ -	$ -	$ -	$ -	$ -
3112	T680001646	367.1	$ -	$ -	$ -	$ -	$ -	$ -	$ -	$ -	$ -	$ -	$ -	$ -	$ -	$ -	$ -	$ -
3113	T680001646	368.0	$ -	$ -	$ -	$ -	$ -	$ -	$ -	$ -	$ -	$ -	$ -	$ -	$ -	$ -	$ -	$ -
3114	T680001646	369.0	$ -	$ -	$ -	$ -	$ -	$ -	$ -	$ -	$ -	$ -	$ -	$ -	$ -	$ -	$ -	$ -
3115	T680001647	367.1	$ -	$ -	$ -	$ -	$ -	$ -	$ -	$ -	$ -	$ -	$ -	$ -	$ -	$ -	$ -	$ -
3116	T680001647	368.0	$ -	$ -	$ -	$ -	$ -	$ -	$ -	$ -	$ -	$ -	$ -	$ -	$ -	$ -	$ -	$ -
3117	T680001647	369.0	$ -	$ -	$ -	$ -	$ -	$ -	$ -	$ -	$ -	$ -	$ -	$ -	$ -	$ -	$ -	$ -
3118	T680001648	367.1	$ -	$ -	$ -	$ -	$ -	$ -	$ -	$ -	$ -	$ -	$ -	$ -	$ -	$ -	$ -	$ -
3119	T680001648	368.0	$ -	$ -	$ -	$ -	$ -	$ -	$ -	$ -	$ -	$ -	$ -	$ -	$ -	$ -	$ -	$ -
3120	T680001648	369.0	$ -	$ -	$ -	$ -	$ -	$ -	$ -	$ -	$ -	$ -	$ -	$ -	$ -	$ -	$ -	$ -
3121	T610001649	371.0	$ -	$ -	$ -	$ -	$ -	$ -	$ -	$ -	$ -	$ -	$ -	$ -	$ -	$ -	$ -	$ -
3122	T621001650	368.0	$ -	$ -	$ -	$ -	$ -	$ -	$ -	$ -	$ -	$ -	$ -	$ -	$ -	$ -	$ -	$ -
3123	T621001650	369.0	$ -	$ -	$ -	$ -	$ -	$ -	$ -	$ -	$ -	$ -	$ -	$ -	$ -	$ -	$ -	$ -

Sponsored by NMGC Witness Erik C. Buchanan

WP Plant 4 Deprec Activity

NEW MEXICO GAS COMPANY, INC.

Depreciation Activity
Base Period - 12 Months Ending March 31, 2023
Future Test Year - 12 Months Ending September 30, 2025

	A	B	S	T	U	V	W	X	Y	Z	AA	AB	AC	AD	AE	AF
1																
2			Activity	Activity	Activity	Activity	Activity	Activity	Activity	Activity	Activity	Activity	Activity	Activity	Activity	Activity
3	Investment Number / Beginning Balance	FERC Account	8/31/2024	9/30/2024	10/31/2024	11/30/2024	12/31/2024	1/31/2025	2/28/2025	3/31/2025	4/30/2025	5/31/2025	6/30/2025	7/31/2025	8/31/2025	9/30/2025
3072	T680001632	367.1	$ -	$ -	$ -	$ -	$ -	$ -	$ -	$ -	$ -	$ -	$ -	$ -	$ -	$ -
3073	T680001632	368.0	$ -	$ -	$ -	$ -	$ -	$ -	$ -	$ -	$ -	$ -	$ -	$ -	$ -	$ -
3074	T680001632	369.0	$ -	$ -	$ -	$ -	$ -	$ -	$ -	$ -	$ -	$ -	$ -	$ -	$ -	$ -
3075	T680001633	367.1	$ -	$ -	$ -	$ -	$ -	$ -	$ -	$ -	$ -	$ -	$ -	$ -	$ -	$ -
3076	T680001633	368.0	$ -	$ -	$ -	$ -	$ -	$ -	$ -	$ -	$ -	$ -	$ -	$ -	$ -	$ -
3077	T680001633	369.0	$ -	$ -	$ -	$ -	$ -	$ -	$ -	$ -	$ -	$ -	$ -	$ -	$ -	$ -
3078	T680001634	367.1	$ 1,460	$ 1,460	$ 1,460	$ 1,460	$ 1,460	$ 1,460	$ 1,460	$ 1,460	$ 1,460	$ 1,460	$ 1,460	$ 1,460	$ 1,460	$ 1,460
3079	T680001634	368.0	$ 280	$ 280	$ 280	$ 280	$ 280	$ 280	$ 280	$ 280	$ 280	$ 280	$ 280	$ 280	$ 280	$ 280
3080	T680001634	369.0	$ 579	$ 579	$ 579	$ 579	$ 579	$ 579	$ 579	$ 579	$ 579	$ 579	$ 579	$ 579	$ 579	$ 579
3081	611001635	376.1	$ -	$ -	$ -	$ -	$ -	$ -	$ -	$ -	$ -	$ -	$ -	$ -	$ -	$ -
3082	611001635	376.2	$ -	$ -	$ -	$ -	$ -	$ -	$ -	$ -	$ -	$ -	$ -	$ -	$ -	$ -
3083	611001635	376.4	$ -	$ -	$ -	$ -	$ -	$ -	$ -	$ -	$ -	$ -	$ -	$ -	$ -	$ -
3084	611001635	380.0	$ -	$ -	$ -	$ -	$ -	$ -	$ -	$ -	$ -	$ -	$ -	$ -	$ -	$ -
3085	T660001637	367.1	$ -	$ -	$ -	$ -	$ -	$ -	$ -	$ -	$ -	$ -	$ -	$ -	$ -	$ -
3086	T660001637	368.0	$ -	$ -	$ -	$ -	$ -	$ -	$ -	$ -	$ -	$ -	$ -	$ -	$ -	$ -
3087	T660001637	369.0	$ -	$ -	$ -	$ -	$ -	$ -	$ -	$ -	$ -	$ -	$ -	$ -	$ -	$ -
3088	T680001638	367.1	$ -	$ -	$ -	$ -	$ -	$ -	$ -	$ -	$ -	$ -	$ -	$ -	$ -	$ -
3089	T680001638	368.0	$ -	$ -	$ -	$ -	$ -	$ -	$ -	$ -	$ -	$ -	$ -	$ -	$ -	$ -
3090	T680001638	369.0	$ -	$ -	$ -	$ -	$ -	$ -	$ -	$ -	$ -	$ -	$ -	$ -	$ -	$ -
3091	T610001639	367.1	$ -	$ -	$ -	$ -	$ -	$ -	$ -	$ -	$ -	$ -	$ -	$ -	$ -	$ -
3092	T610001639	368.0	$ -	$ -	$ -	$ -	$ -	$ -	$ -	$ -	$ -	$ -	$ -	$ -	$ -	$ -
3093	T610001639	369.0	$ -	$ -	$ -	$ -	$ -	$ -	$ -	$ -	$ -	$ -	$ -	$ -	$ -	$ -
3094	T624001640	367.1	$ -	$ -	$ -	$ -	$ -	$ -	$ -	$ -	$ -	$ -	$ -	$ -	$ -	$ -
3095	T624001640	368.0	$ -	$ -	$ -	$ -	$ -	$ -	$ -	$ -	$ -	$ -	$ -	$ -	$ -	$ -
3096	T624001640	369.0	$ -	$ -	$ -	$ -	$ -	$ -	$ -	$ -	$ -	$ -	$ -	$ -	$ -	$ -
3097	T624001641	367.1	$ -	$ -	$ -	$ -	$ -	$ -	$ -	$ -	$ -	$ -	$ -	$ -	$ -	$ -
3098	T624001641	368.0	$ -	$ -	$ -	$ -	$ -	$ -	$ -	$ -	$ -	$ -	$ -	$ -	$ -	$ -
3099	T624001641	369.0	$ -	$ -	$ -	$ -	$ -	$ -	$ -	$ -	$ -	$ -	$ -	$ -	$ -	$ -
3100	T610001642	367.1	$ -	$ -	$ -	$ -	$ -	$ -	$ -	$ -	$ -	$ -	$ -	$ -	$ -	$ -
3101	T610001642	368.0	$ -	$ -	$ -	$ -	$ -	$ -	$ -	$ -	$ -	$ -	$ -	$ -	$ -	$ -
3102	T610001642	369.0	$ -	$ -	$ -	$ -	$ -	$ -	$ -	$ -	$ -	$ -	$ -	$ -	$ -	$ -
3103	T660001643	367.1	$ -	$ -	$ -	$ -	$ -	$ -	$ -	$ -	$ -	$ -	$ -	$ -	$ -	$ -
3104	T660001643	368.0	$ -	$ -	$ -	$ -	$ -	$ -	$ -	$ -	$ -	$ -	$ -	$ -	$ -	$ -
3105	T660001643	369.0	$ -	$ -	$ -	$ -	$ -	$ -	$ -	$ -	$ -	$ -	$ -	$ -	$ -	$ -
3106	T624001644	367.1	$ -	$ -	$ -	$ -	$ -	$ -	$ -	$ -	$ -	$ -	$ -	$ -	$ -	$ -
3107	T624001644	368.0	$ -	$ -	$ -	$ -	$ -	$ -	$ -	$ -	$ -	$ -	$ -	$ -	$ -	$ -
3108	T624001644	369.0	$ -	$ -	$ -	$ -	$ -	$ -	$ -	$ -	$ -	$ -	$ -	$ -	$ -	$ -
3109	T660001645	367.1	$ -	$ -	$ -	$ -	$ -	$ -	$ -	$ -	$ -	$ -	$ -	$ -	$ -	$ -
3110	T660001645	368.0	$ -	$ -	$ -	$ -	$ -	$ -	$ -	$ -	$ -	$ -	$ -	$ -	$ -	$ -
3111	T660001645	369.0	$ -	$ -	$ -	$ -	$ -	$ -	$ -	$ -	$ -	$ -	$ -	$ -	$ -	$ -
3112	T680001646	367.1	$ -	$ -	$ -	$ -	$ -	$ -	$ -	$ -	$ -	$ -	$ -	$ -	$ -	$ -
3113	T680001646	368.0	$ -	$ -	$ -	$ -	$ -	$ -	$ -	$ -	$ -	$ -	$ -	$ -	$ -	$ -
3114	T680001646	369.0	$ -	$ -	$ -	$ -	$ -	$ -	$ -	$ -	$ -	$ -	$ -	$ -	$ -	$ -
3115	T680001647	367.1	$ -	$ -	$ -	$ -	$ -	$ -	$ -	$ -	$ -	$ -	$ -	$ -	$ -	$ -
3116	T680001647	368.0	$ -	$ -	$ -	$ -	$ -	$ -	$ -	$ -	$ -	$ -	$ -	$ -	$ -	$ -
3117	T680001647	369.0	$ -	$ -	$ -	$ -	$ -	$ -	$ -	$ -	$ -	$ -	$ -	$ -	$ -	$ -
3118	T680001648	367.1	$ -	$ -	$ -	$ -	$ -	$ -	$ -	$ -	$ -	$ -	$ -	$ -	$ -	$ -
3119	T680001648	368.0	$ -	$ -	$ -	$ -	$ -	$ -	$ -	$ -	$ -	$ -	$ -	$ -	$ -	$ -
3120	T680001648	369.0	$ -	$ -	$ -	$ -	$ -	$ -	$ -	$ -	$ -	$ -	$ -	$ -	$ -	$ -
3121	T610001649	371.0	$ -	$ -	$ -	$ -	$ -	$ -	$ -	$ -	$ -	$ -	$ -	$ -	$ -	$ -
3122	T621001650	368.0	$ -	$ -	$ -	$ -	$ -	$ -	$ -	$ -	$ -	$ -	$ -	$ -	$ -	$ -
3123	T621001650	369.0	$ -	$ -	$ -	$ -	$ -	$ -	$ -	$ -	$ -	$ -	$ -	$ -	$ -	$ -

Sponsored by NMGC Witness Erik C. Buchanan

NEW MEXICO GAS COMPANY, INC.

Depreciation Activity
Base Period - 12 Months Ending March 31, 2023
Future Test Year - 12 Months Ending September 30, 2025

	A	B	C	D	E	F	G	H	I	J	K	L	M	N	O	P	Q	R
1																		
2			Activity	Activity	Activity	Activity	Activity	Activity	Activity	Activity	Activity	Activity	Activity	Activity	Activity	Activity	Activity	Activity
3	Investment Number / Beginning Balance	FERC Account	4/30/2023	5/31/2023	6/30/2023	7/31/2023	8/31/2023	9/30/2023	10/31/2023	11/30/2023	12/31/2023	1/31/2024	2/29/2024	3/31/2024	4/30/2024	5/31/2024	6/30/2024	7/31/2024
3124	T624001651	368.0	$ -	$ -	$ -	$ -	$ -	$ -	$ -	$ -	$ -	$ -	$ -	$ -	$ -	$ -	$ -	$ -
3125	T624001651	369.0	$ -	$ -	$ -	$ -	$ -	$ -	$ -	$ -	$ -	$ -	$ -	$ -	$ -	$ -	$ -	$ -
3126	T680001653	368.0	$ -	$ -	$ -	$ -	$ -	$ -	$ -	$ -	$ -	$ -	$ -	$ -	$ -	$ -	$ -	$ -
3127	T680001653	369.0	$ -	$ -	$ -	$ -	$ -	$ -	$ -	$ -	$ -	$ -	$ -	$ -	$ -	$ -	$ -	$ -
3128	T660001654	367.1	$ -	$ -	$ -	$ -	$ -	$ -	$ -	$ -	$ -	$ -	$ -	$ -	$ -	$ -	$ -	$ -
3129	T660001654	368.0	$ -	$ -	$ -	$ -	$ -	$ -	$ -	$ -	$ -	$ -	$ -	$ -	$ -	$ -	$ -	$ -
3130	T660001654	369.0	$ -	$ -	$ -	$ -	$ -	$ -	$ -	$ -	$ -	$ -	$ -	$ -	$ -	$ -	$ -	$ -
3131	T624001655	367.1	$ -	$ -	$ -	$ -	$ -	$ -	$ -	$ -	$ -	$ -	$ -	$ -	$ -	$ -	$ -	$ -
3132	T624001655	368.0	$ -	$ -	$ -	$ -	$ -	$ -	$ -	$ -	$ -	$ -	$ -	$ -	$ -	$ -	$ -	$ -
3133	T624001655	369.0	$ -	$ -	$ -	$ -	$ -	$ -	$ -	$ -	$ -	$ -	$ -	$ -	$ -	$ -	$ -	$ -
3134	T624001656	367.1	$ -	$ -	$ -	$ -	$ -	$ -	$ -	$ -	$ -	$ -	$ -	$ -	$ -	$ -	$ -	$ -
3135	T624001656	368.0	$ -	$ -	$ -	$ -	$ -	$ -	$ -	$ -	$ -	$ -	$ -	$ -	$ -	$ -	$ -	$ -
3136	T624001656	369.0	$ -	$ -	$ -	$ -	$ -	$ -	$ -	$ -	$ -	$ -	$ -	$ -	$ -	$ -	$ -	$ -
3137	T601001657	367.1	$ -	$ -	$ -	$ -	$ -	$ -	$ -	$ -	$ -	$ -	$ -	$ -	$ -	$ -	$ -	$ -
3138	T601001657	368.0	$ -	$ -	$ -	$ -	$ -	$ -	$ -	$ -	$ -	$ -	$ -	$ -	$ -	$ -	$ -	$ -
3139	T601001657	369.0	$ -	$ -	$ -	$ -	$ -	$ -	$ -	$ -	$ -	$ -	$ -	$ -	$ -	$ -	$ -	$ -
3140	T601001658	367.1	$ -	$ -	$ -	$ -	$ -	$ -	$ -	$ -	$ -	$ -	$ -	$ -	$ -	$ -	$ -	$ -
3141	T601001658	368.0	$ -	$ -	$ -	$ -	$ -	$ -	$ -	$ -	$ -	$ -	$ -	$ -	$ -	$ -	$ -	$ -
3142	T601001658	369.0	$ -	$ -	$ -	$ -	$ -	$ -	$ -	$ -	$ -	$ -	$ -	$ -	$ -	$ -	$ -	$ -
3143	T601001659	367.1	$ -	$ -	$ -	$ -	$ -	$ -	$ -	$ -	$ -	$ -	$ -	$ -	$ -	$ -	$ -	$ -
3144	T601001659	368.0	$ -	$ -	$ -	$ -	$ -	$ -	$ -	$ -	$ -	$ -	$ -	$ -	$ -	$ -	$ -	$ -
3145	T601001659	369.0	$ -	$ -	$ -	$ -	$ -	$ -	$ -	$ -	$ -	$ -	$ -	$ -	$ -	$ -	$ -	$ -
3146	T601001660	367.1	$ -	$ -	$ -	$ -	$ -	$ -	$ -	$ -	$ -	$ -	$ -	$ -	$ -	$ -	$ -	$ -
3147	T601001660	368.0	$ -	$ -	$ -	$ -	$ -	$ -	$ -	$ -	$ -	$ -	$ -	$ -	$ -	$ -	$ -	$ -
3148	T601001660	369.0	$ -	$ -	$ -	$ -	$ -	$ -	$ -	$ -	$ -	$ -	$ -	$ -	$ -	$ -	$ -	$ -
3149	T601001661	367.1	$ -	$ -	$ -	$ -	$ -	$ -	$ -	$ -	$ -	$ -	$ -	$ -	$ -	$ -	$ -	$ -
3150	T601001661	368.0	$ -	$ -	$ -	$ -	$ -	$ -	$ -	$ -	$ -	$ -	$ -	$ -	$ -	$ -	$ -	$ -
3151	T601001661	369.0	$ -	$ -	$ -	$ -	$ -	$ -	$ -	$ -	$ -	$ -	$ -	$ -	$ -	$ -	$ -	$ -
3152	T601001662	367.1	$ -	$ -	$ -	$ -	$ -	$ -	$ -	$ -	$ -	$ -	$ -	$ -	$ -	$ -	$ -	$ -
3153	T601001662	368.0	$ -	$ -	$ -	$ -	$ -	$ -	$ -	$ -	$ -	$ -	$ -	$ -	$ -	$ -	$ -	$ -
3154	T601001662	369.0	$ -	$ -	$ -	$ -	$ -	$ -	$ -	$ -	$ -	$ -	$ -	$ -	$ -	$ -	$ -	$ -
3155	T624001663	367.1	$ -	$ -	$ -	$ -	$ -	$ -	$ -	$ -	$ -	$ -	$ -	$ -	$ -	$ -	$ -	$ -
3156	T624001663	368.0	$ -	$ -	$ -	$ -	$ -	$ -	$ -	$ -	$ -	$ -	$ -	$ -	$ -	$ -	$ -	$ -
3157	T624001663	369.0	$ -	$ -	$ -	$ -	$ -	$ -	$ -	$ -	$ -	$ -	$ -	$ -	$ -	$ -	$ -	$ -
3158	T660001664	367.1	$ -	$ -	$ -	$ -	$ -	$ -	$ -	$ -	$ -	$ -	$ -	$ -	$ -	$ -	$ -	$ -
3159	T660001664	368.0	$ -	$ -	$ -	$ -	$ -	$ -	$ -	$ -	$ -	$ -	$ -	$ -	$ -	$ -	$ -	$ -
3160	T660001664	369.0	$ -	$ -	$ -	$ -	$ -	$ -	$ -	$ -	$ -	$ -	$ -	$ -	$ -	$ -	$ -	$ -
3161	T680001665	367.1	$ -	$ -	$ -	$ -	$ -	$ -	$ -	$ -	$ -	$ -	$ -	$ -	$ -	$ -	$ -	$ -
3162	T680001665	368.0	$ -	$ -	$ -	$ -	$ -	$ -	$ -	$ -	$ -	$ -	$ -	$ -	$ -	$ -	$ -	$ -
3163	T680001665	369.0	$ -	$ -	$ -	$ -	$ -	$ -	$ -	$ -	$ -	$ -	$ -	$ -	$ -	$ -	$ -	$ -
3164	680001666	381.0	$ -	$ -	$ -	$ -	$ -	$ -	$ -	$ -	$ -	$ -	$ -	$ -	$ -	$ -	$ -	$ -
3165	680001667	381.0	$ -	$ -	$ -	$ -	$ -	$ -	$ -	$ -	$ -	$ -	$ -	$ -	$ -	$ -	$ -	$ -
3166	T680001668	367.1	$ -	$ -	$ -	$ -	$ -	$ -	$ -	$ -	$ -	$ -	$ -	$ -	$ -	$ -	$ -	$ -
3167	T680001668	368.0	$ -	$ -	$ -	$ -	$ -	$ -	$ -	$ -	$ -	$ -	$ -	$ -	$ -	$ -	$ -	$ -
3168	T680001668	369.0	$ -	$ -	$ -	$ -	$ -	$ -	$ -	$ -	$ -	$ -	$ -	$ -	$ -	$ -	$ -	$ -
3169	T680001669	367.1	$ -	$ -	$ -	$ -	$ -	$ -	$ -	$ -	$ -	$ -	$ -	$ -	$ -	$ -	$ -	$ -
3170	T680001669	368.0	$ -	$ -	$ -	$ -	$ -	$ -	$ -	$ -	$ -	$ -	$ -	$ -	$ -	$ -	$ -	$ -
3171	T680001669	369.0	$ -	$ -	$ -	$ -	$ -	$ -	$ -	$ -	$ -	$ -	$ -	$ -	$ -	$ -	$ -	$ -
3172	T621001670	367.1	$ -	$ -	$ -	$ -	$ -	$ -	$ -	$ -	$ -	$ -	$ -	$ -	$ -	$ -	$ -	$ -
3173	T621001670	368.0	$ -	$ -	$ -	$ -	$ -	$ -	$ -	$ -	$ -	$ -	$ -	$ -	$ -	$ -	$ -	$ -
3174	T621001670	369.0	$ -	$ -	$ -	$ -	$ -	$ -	$ -	$ -	$ -	$ -	$ -	$ -	$ -	$ -	$ -	$ -
3175	T621001671	367.1	$ -	$ -	$ -	$ -	$ -	$ -	$ -	$ -	$ -	$ -	$ -	$ -	$ -	$ -	$ -	$ -

Sponsored by NMGC Witness Erik C. Buchanan

NEW MEXICO GAS COMPANY, INC.

Depreciation Activity
Base Period - 12 Months Ending March 31, 2023
Future Test Year - 12 Months Ending September 30, 2025

	A	B	S	T	U	V	W	X	Y	Z	AA	AB	AC	AD	AE	AF
1																
2			Activity	Activity	Activity	Activity	Activity	Activity	Activity	Activity	Activity	Activity	Activity	Activity	Activity	Activity
3	Investment Number / Beginning Balance	FERC Account	8/31/2024	9/30/2024	10/31/2024	11/30/2024	12/31/2024	1/31/2025	2/28/2025	3/31/2025	4/30/2025	5/31/2025	6/30/2025	7/31/2025	8/31/2025	9/30/2025
3124	T624001651	368.0	$ -	$ -	$ -	$ -	$ -	$ -	$ -	$ -	$ -	$ -	$ -	$ -	$ -	$ -
3125	T624001651	369.0	$ -	$ -	$ -	$ -	$ -	$ -	$ -	$ -	$ -	$ -	$ -	$ -	$ -	$ -
3126	T680001653	368.0	$ -	$ -	$ -	$ -	$ -	$ -	$ -	$ -	$ -	$ -	$ -	$ -	$ -	$ -
3127	T680001653	369.0	$ -	$ -	$ -	$ -	$ -	$ -	$ -	$ -	$ -	$ -	$ -	$ -	$ -	$ -
3128	T660001654	367.1	$ -	$ -	$ -	$ -	$ -	$ -	$ -	$ -	$ -	$ -	$ -	$ -	$ -	$ -
3129	T660001654	368.0	$ -	$ -	$ -	$ -	$ -	$ -	$ -	$ -	$ -	$ -	$ -	$ -	$ -	$ -
3130	T660001654	369.0	$ -	$ -	$ -	$ -	$ -	$ -	$ -	$ -	$ -	$ -	$ -	$ -	$ -	$ -
3131	T624001655	367.1	$ -	$ -	$ -	$ -	$ -	$ -	$ -	$ -	$ -	$ -	$ -	$ -	$ -	$ -
3132	T624001655	368.0	$ -	$ -	$ -	$ -	$ -	$ -	$ -	$ -	$ -	$ -	$ -	$ -	$ -	$ -
3133	T624001655	369.0	$ -	$ -	$ -	$ -	$ -	$ -	$ -	$ -	$ -	$ -	$ -	$ -	$ -	$ -
3134	T624001656	367.1	$ -	$ -	$ -	$ -	$ -	$ -	$ -	$ -	$ -	$ -	$ -	$ -	$ -	$ -
3135	T624001656	368.0	$ -	$ -	$ -	$ -	$ -	$ -	$ -	$ -	$ -	$ -	$ -	$ -	$ -	$ -
3136	T624001656	369.0	$ -	$ -	$ -	$ -	$ -	$ -	$ -	$ -	$ -	$ -	$ -	$ -	$ -	$ -
3137	T601001657	367.1	$ -	$ -	$ -	$ -	$ -	$ -	$ -	$ -	$ -	$ -	$ -	$ -	$ -	$ -
3138	T601001657	368.0	$ -	$ -	$ -	$ -	$ -	$ -	$ -	$ -	$ -	$ -	$ -	$ -	$ -	$ -
3139	T601001657	369.0	$ -	$ -	$ -	$ -	$ -	$ -	$ -	$ -	$ -	$ -	$ -	$ -	$ -	$ -
3140	T601001658	367.1	$ -	$ -	$ -	$ -	$ -	$ -	$ -	$ -	$ -	$ -	$ -	$ -	$ -	$ -
3141	T601001658	368.0	$ -	$ -	$ -	$ -	$ -	$ -	$ -	$ -	$ -	$ -	$ -	$ -	$ -	$ -
3142	T601001658	369.0	$ -	$ -	$ -	$ -	$ -	$ -	$ -	$ -	$ -	$ -	$ -	$ -	$ -	$ -
3143	T601001659	367.1	$ -	$ -	$ -	$ -	$ -	$ -	$ -	$ -	$ -	$ -	$ -	$ -	$ -	$ -
3144	T601001659	368.0	$ -	$ -	$ -	$ -	$ -	$ -	$ -	$ -	$ -	$ -	$ -	$ -	$ -	$ -
3145	T601001659	369.0	$ -	$ -	$ -	$ -	$ -	$ -	$ -	$ -	$ -	$ -	$ -	$ -	$ -	$ -
3146	T601001660	367.1	$ -	$ -	$ -	$ -	$ -	$ -	$ -	$ -	$ -	$ -	$ -	$ -	$ -	$ -
3147	T601001660	368.0	$ -	$ -	$ -	$ -	$ -	$ -	$ -	$ -	$ -	$ -	$ -	$ -	$ -	$ -
3148	T601001660	369.0	$ -	$ -	$ -	$ -	$ -	$ -	$ -	$ -	$ -	$ -	$ -	$ -	$ -	$ -
3149	T601001661	367.1	$ -	$ -	$ -	$ -	$ -	$ -	$ -	$ -	$ -	$ -	$ -	$ -	$ -	$ -
3150	T601001661	368.0	$ -	$ -	$ -	$ -	$ -	$ -	$ -	$ -	$ -	$ -	$ -	$ -	$ -	$ -
3151	T601001661	369.0	$ -	$ -	$ -	$ -	$ -	$ -	$ -	$ -	$ -	$ -	$ -	$ -	$ -	$ -
3152	T601001662	367.1	$ -	$ -	$ -	$ -	$ -	$ -	$ -	$ -	$ -	$ -	$ -	$ -	$ -	$ -
3153	T601001662	368.0	$ -	$ -	$ -	$ -	$ -	$ -	$ -	$ -	$ -	$ -	$ -	$ -	$ -	$ -
3154	T601001662	369.0	$ -	$ -	$ -	$ -	$ -	$ -	$ -	$ -	$ -	$ -	$ -	$ -	$ -	$ -
3155	T624001663	367.1	$ -	$ -	$ -	$ -	$ -	$ -	$ -	$ -	$ -	$ -	$ -	$ -	$ -	$ -
3156	T624001663	368.0	$ -	$ -	$ -	$ -	$ -	$ -	$ -	$ -	$ -	$ -	$ -	$ -	$ -	$ -
3157	T624001663	369.0	$ -	$ -	$ -	$ -	$ -	$ -	$ -	$ -	$ -	$ -	$ -	$ -	$ -	$ -
3158	T660001664	367.1	$ -	$ -	$ -	$ -	$ -	$ -	$ -	$ -	$ -	$ -	$ -	$ -	$ -	$ -
3159	T660001664	368.0	$ -	$ -	$ -	$ -	$ -	$ -	$ -	$ -	$ -	$ -	$ -	$ -	$ -	$ -
3160	T660001664	369.0	$ -	$ -	$ -	$ -	$ -	$ -	$ -	$ -	$ -	$ -	$ -	$ -	$ -	$ -
3161	T680001665	367.1	$ -	$ -	$ -	$ -	$ -	$ -	$ -	$ -	$ -	$ -	$ -	$ -	$ -	$ -
3162	T680001665	368.0	$ -	$ -	$ -	$ -	$ -	$ -	$ -	$ -	$ -	$ -	$ -	$ -	$ -	$ -
3163	T680001665	369.0	$ -	$ -	$ -	$ -	$ -	$ -	$ -	$ -	$ -	$ -	$ -	$ -	$ -	$ -
3164	680001666	381.0	$ -	$ -	$ -	$ -	$ -	$ -	$ -	$ -	$ -	$ -	$ -	$ -	$ -	$ -
3165	680001667	381.0	$ -	$ -	$ -	$ -	$ -	$ -	$ -	$ -	$ -	$ -	$ -	$ -	$ -	$ -
3166	T680001668	367.1	$ -	$ -	$ -	$ -	$ -	$ -	$ -	$ -	$ -	$ -	$ -	$ -	$ -	$ -
3167	T680001668	368.0	$ -	$ -	$ -	$ -	$ -	$ -	$ -	$ -	$ -	$ -	$ -	$ -	$ -	$ -
3168	T680001668	369.0	$ -	$ -	$ -	$ -	$ -	$ -	$ -	$ -	$ -	$ -	$ -	$ -	$ -	$ -
3169	T680001669	367.1	$ -	$ -	$ -	$ -	$ -	$ -	$ -	$ -	$ -	$ -	$ -	$ -	$ -	$ -
3170	T680001669	368.0	$ -	$ -	$ -	$ -	$ -	$ -	$ -	$ -	$ -	$ -	$ -	$ -	$ -	$ -
3171	T680001669	369.0	$ -	$ -	$ -	$ -	$ -	$ -	$ -	$ -	$ -	$ -	$ -	$ -	$ -	$ -
3172	T621001670	367.1	$ -	$ -	$ -	$ -	$ -	$ -	$ -	$ -	$ -	$ -	$ -	$ -	$ -	$ -
3173	T621001670	368.0	$ -	$ -	$ -	$ -	$ -	$ -	$ -	$ -	$ -	$ -	$ -	$ -	$ -	$ -
3174	T621001670	369.0	$ -	$ -	$ -	$ -	$ -	$ -	$ -	$ -	$ -	$ -	$ -	$ -	$ -	$ -
3175	T621001671	367.1	$ -	$ -	$ -	$ -	$ -	$ -	$ -	$ -	$ -	$ -	$ -	$ -	$ -	$ -

Sponsored by NMGC Witness Erik C. Buchanan

NEW MEXICO GAS COMPANY, INC.

Depreciation Activity
Base Period - 12 Months Ending March 31, 2023
Future Test Year - 12 Months Ending September 30, 2025

	A	B	C	D	E	F	G	H	I	J	K	L	M	N	O	P	Q	R
1																		
2			Activity	Activity	Activity	Activity	Activity	Activity	Activity	Activity	Activity	Activity	Activity	Activity	Activity	Activity	Activity	Activity
3	Investment Number / Beginning Balance	FERC Account	4/30/2023	5/31/2023	6/30/2023	7/31/2023	8/31/2023	9/30/2023	10/31/2023	11/30/2023	12/31/2023	1/31/2024	2/29/2024	3/31/2024	4/30/2024	5/31/2024	6/30/2024	7/31/2024
3176	T621001671	368.0	$ -	$ -	$ -	$ -	$ -	$ -	$ -	$ -	$ -	$ -	$ -	$ -	$ -	$ -	$ -	$ -
3177	T621001671	369.0	$ -	$ -	$ -	$ -	$ -	$ -	$ -	$ -	$ -	$ -	$ -	$ -	$ -	$ -	$ -	$ -
3178	T680001672	367.1	$ -	$ -	$ -	$ -	$ -	$ -	$ -	$ -	$ -	$ -	$ -	$ -	$ -	$ -	$ -	$ -
3179	T680001672	368.0	$ -	$ -	$ -	$ -	$ -	$ -	$ -	$ -	$ -	$ -	$ -	$ -	$ -	$ -	$ -	$ -
3180	T680001672	369.0	$ -	$ -	$ -	$ -	$ -	$ -	$ -	$ -	$ -	$ -	$ -	$ -	$ -	$ -	$ -	$ -
3181	T660001673	367.1	$ -	$ -	$ -	$ -	$ -	$ -	$ -	$ -	$ -	$ -	$ -	$ -	$ -	$ -	$ -	$ -
3182	T660001673	368.0	$ -	$ -	$ -	$ -	$ -	$ -	$ -	$ -	$ -	$ -	$ -	$ -	$ -	$ -	$ -	$ -
3183	T660001673	369.0	$ -	$ -	$ -	$ -	$ -	$ -	$ -	$ -	$ -	$ -	$ -	$ -	$ -	$ -	$ -	$ -
3184	T660001674	367.1	$ -	$ -	$ -	$ -	$ -	$ -	$ -	$ -	$ -	$ -	$ -	$ -	$ -	$ -	$ -	$ -
3185	T660001674	368.0	$ -	$ -	$ -	$ -	$ -	$ -	$ -	$ -	$ -	$ -	$ -	$ -	$ -	$ -	$ -	$ -
3186	T660001674	369.0	$ -	$ -	$ -	$ -	$ -	$ -	$ -	$ -	$ -	$ -	$ -	$ -	$ -	$ -	$ -	$ -
3187	T624001675	369.0	$ -	$ -	$ -	$ -	$ -	$ -	$ -	$ -	$ -	$ -	$ -	$ -	$ -	$ -	$ -	$ -
3188	T680001676	367.1	$ -	$ -	$ -	$ -	$ -	$ -	$ -	$ -	$ -	$ -	$ -	$ -	$ -	$ -	$ -	$ -
3189	T680001676	368.0	$ -	$ -	$ -	$ -	$ -	$ -	$ -	$ -	$ -	$ -	$ -	$ -	$ -	$ -	$ -	$ -
3190	T680001676	369.0	$ -	$ -	$ -	$ -	$ -	$ -	$ -	$ -	$ -	$ -	$ -	$ -	$ -	$ -	$ -	$ -
3191	T660001677	367.1	$ -	$ -	$ -	$ -	$ -	$ -	$ -	$ -	$ -	$ -	$ -	$ -	$ -	$ -	$ -	$ -
3192	T660001677	368.0	$ -	$ -	$ -	$ -	$ -	$ -	$ -	$ -	$ -	$ -	$ -	$ -	$ -	$ -	$ -	$ -
3193	T660001677	369.0	$ -	$ -	$ -	$ -	$ -	$ -	$ -	$ -	$ -	$ -	$ -	$ -	$ -	$ -	$ -	$ -
3194	T660001678	367.1	$ -	$ -	$ -	$ -	$ -	$ -	$ -	$ -	$ -	$ -	$ -	$ -	$ -	$ -	$ -	$ -
3195	T660001678	368.0	$ -	$ -	$ -	$ -	$ -	$ -	$ -	$ -	$ -	$ -	$ -	$ -	$ -	$ -	$ -	$ -
3196	T660001678	369.0	$ -	$ -	$ -	$ -	$ -	$ -	$ -	$ -	$ -	$ -	$ -	$ -	$ -	$ -	$ -	$ -
3197	T680001679	367.1	$ -	$ -	$ -	$ -	$ -	$ -	$ -	$ -	$ -	$ -	$ -	$ -	$ -	$ -	$ -	$ -
3198	T680001679	368.0	$ -	$ -	$ -	$ -	$ -	$ -	$ -	$ -	$ -	$ -	$ -	$ -	$ -	$ -	$ -	$ -
3199	T680001679	369.0	$ -	$ -	$ -	$ -	$ -	$ -	$ -	$ -	$ -	$ -	$ -	$ -	$ -	$ -	$ -	$ -
3200	T624001680	367.1	$ -	$ -	$ -	$ -	$ -	$ -	$ -	$ -	$ -	$ -	$ -	$ -	$ -	$ -	$ -	$ -
3201	T624001680	368.0	$ -	$ -	$ -	$ -	$ -	$ -	$ -	$ -	$ -	$ -	$ -	$ -	$ -	$ -	$ -	$ -
3202	T624001680	369.0	$ -	$ -	$ -	$ -	$ -	$ -	$ -	$ -	$ -	$ -	$ -	$ -	$ -	$ -	$ -	$ -
3203	T680001681	367.1	$ -	$ -	$ -	$ -	$ -	$ -	$ -	$ -	$ -	$ -	$ -	$ -	$ -	$ -	$ -	$ -
3204	T680001681	368.0	$ -	$ -	$ -	$ -	$ -	$ -	$ -	$ -	$ -	$ -	$ -	$ -	$ -	$ -	$ -	$ -
3205	T680001681	369.0	$ -	$ -	$ -	$ -	$ -	$ -	$ -	$ -	$ -	$ -	$ -	$ -	$ -	$ -	$ -	$ -
3206	T624001682	368.0	$ -	$ -	$ -	$ -	$ -	$ -	$ -	$ -	$ -	$ -	$ -	$ -	$ -	$ -	$ -	$ -
3207	T624001682	369.0	$ -	$ -	$ -	$ -	$ -	$ -	$ -	$ -	$ -	$ -	$ -	$ -	$ -	$ -	$ -	$ -
3208	601001683	390.0	$ -	$ -	$ -	$ -	$ -	$ -	$ -	$ -	$ -	$ -	$ -	$ -	$ -	$ -	$ -	$ -
3209	601001684	391.2	$ -	$ -	$ -	$ 9,166	$ 9,166	$ 9,255	$ 9,255	$ 9,255	$ 9,255	$ 9,255	$ 9,255	$ 9,255	$ 9,255	$ 9,255	$ 9,255	$ 9,255
3210	601001684	397.0	$ -	$ -	$ -	$ 206	$ 206	$ 437	$ 437	$ 437	$ 437	$ 437	$ 437	$ 437	$ 437	$ 437	$ 437	$ 437
3211	601001684	398.0	$ -	$ -	$ -	$ 779	$ 779	$ 892	$ 892	$ 892	$ 892	$ 892	$ 892	$ 892	$ 892	$ 892	$ 892	$ 892
3212	T624001685	367.1	$ -	$ -	$ -	$ -	$ -	$ -	$ -	$ -	$ -	$ -	$ -	$ -	$ -	$ -	$ -	$ -
3213	T624001685	368.0	$ -	$ -	$ -	$ -	$ -	$ -	$ -	$ -	$ -	$ -	$ -	$ -	$ -	$ -	$ -	$ -
3214	T624001685	369.0	$ -	$ -	$ -	$ -	$ -	$ -	$ -	$ -	$ -	$ -	$ -	$ -	$ -	$ -	$ -	$ -
3215	T680001686	367.1	$ -	$ -	$ -	$ -	$ -	$ -	$ -	$ -	$ -	$ -	$ -	$ -	$ -	$ -	$ -	$ -
3216	T680001686	368.0	$ -	$ -	$ -	$ -	$ -	$ -	$ -	$ -	$ -	$ -	$ -	$ -	$ -	$ -	$ -	$ -
3217	T680001686	369.0	$ -	$ -	$ -	$ -	$ -	$ -	$ -	$ -	$ -	$ -	$ -	$ -	$ -	$ -	$ -	$ -
3218	T660001687	367.1	$ -	$ -	$ -	$ -	$ -	$ -	$ -	$ -	$ -	$ -	$ -	$ -	$ -	$ -	$ -	$ -
3219	T660001687	368.0	$ -	$ -	$ -	$ -	$ -	$ -	$ -	$ -	$ -	$ -	$ -	$ -	$ -	$ -	$ -	$ -
3220	T660001687	369.0	$ -	$ -	$ -	$ -	$ -	$ -	$ -	$ -	$ -	$ -	$ -	$ -	$ -	$ -	$ -	$ -
3221	T660001688	367.1	$ -	$ -	$ -	$ -	$ -	$ -	$ -	$ -	$ -	$ -	$ -	$ -	$ -	$ -	$ -	$ -
3222	T660001688	368.0	$ -	$ -	$ -	$ -	$ -	$ -	$ -	$ -	$ -	$ -	$ -	$ -	$ -	$ -	$ -	$ -
3223	T660001688	369.0	$ -	$ -	$ -	$ -	$ -	$ -	$ -	$ -	$ -	$ -	$ -	$ -	$ -	$ -	$ -	$ -
3224	601001689	303.3	$ -	$ -	$ -	$ -	$ -	$ -	$ -	$ -	$ -	$ -	$ -	$ -	$ -	$ -	$ -	$ -
3225	601001690	303.3	$ -	$ -	$ -	$ -	$ -	$ -	$ -	$ -	$ -	$ -	$ -	$ -	$ -	$ -	$ -	$ -
3226	T610001691	368.0	$ -	$ -	$ -	$ -	$ -	$ -	$ -	$ -	$ -	$ -	$ -	$ -	$ -	$ -	$ -	$ -
3227	T610001691	369.0	$ -	$ -	$ -	$ -	$ -	$ -	$ -	$ -	$ -	$ -	$ -	$ -	$ -	$ -	$ -	$ -

Sponsored by NMGC Witness Erik C. Buchanan

NEW MEXICO GAS COMPANY, INC.

Depreciation Activity
Base Period - 12 Months Ending March 31, 2023
Future Test Year - 12 Months Ending September 30, 2025

	A	B	S	T	U	V	W	X	Y	Z	AA	AB	AC	AD	AE	AF
1																
2			Activity	Activity	Activity	Activity	Activity	Activity	Activity	Activity	Activity	Activity	Activity	Activity	Activity	Activity
3	Investment Number / Beginning Balance	FERC Account	8/31/2024	9/30/2024	10/31/2024	11/30/2024	12/31/2024	1/31/2025	2/28/2025	3/31/2025	4/30/2025	5/31/2025	6/30/2025	7/31/2025	8/31/2025	9/30/2025
3176	T621001671	368.0	$ -	$ -	$ -	$ -	$ -	$ -	$ -	$ -	$ -	$ -	$ -	$ -	$ -	$ -
3177	T621001671	369.0	$ -	$ -	$ -	$ -	$ -	$ -	$ -	$ -	$ -	$ -	$ -	$ -	$ -	$ -
3178	T680001672	367.1	$ -	$ -	$ -	$ -	$ -	$ -	$ -	$ -	$ -	$ -	$ -	$ -	$ -	$ -
3179	T680001672	368.0	$ -	$ -	$ -	$ -	$ -	$ -	$ -	$ -	$ -	$ -	$ -	$ -	$ -	$ -
3180	T680001672	369.0	$ -	$ -	$ -	$ -	$ -	$ -	$ -	$ -	$ -	$ -	$ -	$ -	$ -	$ -
3181	T660001673	367.1	$ -	$ -	$ -	$ -	$ -	$ -	$ -	$ -	$ -	$ -	$ -	$ -	$ -	$ -
3182	T660001673	368.0	$ -	$ -	$ -	$ -	$ -	$ -	$ -	$ -	$ -	$ -	$ -	$ -	$ -	$ -
3183	T660001673	369.0	$ -	$ -	$ -	$ -	$ -	$ -	$ -	$ -	$ -	$ -	$ -	$ -	$ -	$ -
3184	T660001674	367.1	$ -	$ -	$ -	$ -	$ -	$ -	$ -	$ -	$ -	$ -	$ -	$ -	$ -	$ -
3185	T660001674	368.0	$ -	$ -	$ -	$ -	$ -	$ -	$ -	$ -	$ -	$ -	$ -	$ -	$ -	$ -
3186	T660001674	369.0	$ -	$ -	$ -	$ -	$ -	$ -	$ -	$ -	$ -	$ -	$ -	$ -	$ -	$ -
3187	T624001675	369.0	$ -	$ -	$ -	$ -	$ -	$ -	$ -	$ -	$ -	$ -	$ -	$ -	$ -	$ -
3188	T680001676	367.1	$ -	$ -	$ -	$ -	$ -	$ -	$ -	$ -	$ -	$ -	$ -	$ -	$ -	$ -
3189	T680001676	368.0	$ -	$ -	$ -	$ -	$ -	$ -	$ -	$ -	$ -	$ -	$ -	$ -	$ -	$ -
3190	T680001676	369.0	$ -	$ -	$ -	$ -	$ -	$ -	$ -	$ -	$ -	$ -	$ -	$ -	$ -	$ -
3191	T660001677	367.1	$ -	$ -	$ -	$ -	$ -	$ -	$ -	$ -	$ -	$ -	$ -	$ -	$ -	$ -
3192	T660001677	368.0	$ -	$ -	$ -	$ -	$ -	$ -	$ -	$ -	$ -	$ -	$ -	$ -	$ -	$ -
3193	T660001677	369.0	$ -	$ -	$ -	$ -	$ -	$ -	$ -	$ -	$ -	$ -	$ -	$ -	$ -	$ -
3194	T660001678	367.1	$ -	$ -	$ -	$ -	$ -	$ -	$ -	$ -	$ -	$ -	$ -	$ -	$ -	$ -
3195	T660001678	368.0	$ -	$ -	$ -	$ -	$ -	$ -	$ -	$ -	$ -	$ -	$ -	$ -	$ -	$ -
3196	T660001678	369.0	$ -	$ -	$ -	$ -	$ -	$ -	$ -	$ -	$ -	$ -	$ -	$ -	$ -	$ -
3197	T680001679	367.1	$ -	$ -	$ -	$ -	$ -	$ -	$ -	$ -	$ -	$ -	$ -	$ -	$ -	$ -
3198	T680001679	368.0	$ -	$ -	$ -	$ -	$ -	$ -	$ -	$ -	$ -	$ -	$ -	$ -	$ -	$ -
3199	T680001679	369.0	$ -	$ -	$ -	$ -	$ -	$ -	$ -	$ -	$ -	$ -	$ -	$ -	$ -	$ -
3200	T624001680	367.1	$ -	$ -	$ -	$ -	$ -	$ -	$ -	$ -	$ -	$ -	$ -	$ -	$ -	$ -
3201	T624001680	368.0	$ -	$ -	$ -	$ -	$ -	$ -	$ -	$ -	$ -	$ -	$ -	$ -	$ -	$ -
3202	T624001680	369.0	$ -	$ -	$ -	$ -	$ -	$ -	$ -	$ -	$ -	$ -	$ -	$ -	$ -	$ -
3203	T680001681	367.1	$ -	$ -	$ -	$ -	$ -	$ -	$ -	$ -	$ -	$ -	$ -	$ -	$ -	$ -
3204	T680001681	368.0	$ -	$ -	$ -	$ -	$ -	$ -	$ -	$ -	$ -	$ -	$ -	$ -	$ -	$ -
3205	T680001681	369.0	$ -	$ -	$ -	$ -	$ -	$ -	$ -	$ -	$ -	$ -	$ -	$ -	$ -	$ -
3206	T624001682	368.0	$ -	$ -	$ -	$ -	$ -	$ -	$ -	$ -	$ -	$ -	$ -	$ -	$ -	$ -
3207	T624001682	369.0	$ -	$ -	$ -	$ -	$ -	$ -	$ -	$ -	$ -	$ -	$ -	$ -	$ -	$ -
3208	601001683	390.0	$ -	$ -	$ -	$ -	$ -	$ -	$ -	$ -	$ -	$ -	$ -	$ -	$ -	$ -
3209	601001684	391.2	$ 9,255	$ 9,255	$ 9,255	$ 9,255	$ 9,255	$ 9,255	$ 9,255	$ 9,255	$ 9,255	$ 9,255	$ 9,255	$ 9,255	$ 9,255	$ 9,255
3210	601001684	397.0	$ 437	$ 437	$ 437	$ 437	$ 437	$ 437	$ 437	$ 437	$ 437	$ 437	$ 437	$ 437	$ 437	$ 437
3211	601001684	398.0	$ 892	$ 892	$ 892	$ 892	$ 892	$ 892	$ 892	$ 892	$ 892	$ 892	$ 892	$ 892	$ 892	$ 892
3212	T624001685	367.1	$ -	$ -	$ -	$ -	$ -	$ -	$ -	$ -	$ -	$ -	$ -	$ -	$ -	$ -
3213	T624001685	368.0	$ -	$ -	$ -	$ -	$ -	$ -	$ -	$ -	$ -	$ -	$ -	$ -	$ -	$ -
3214	T624001685	369.0	$ -	$ -	$ -	$ -	$ -	$ -	$ -	$ -	$ -	$ -	$ -	$ -	$ -	$ -
3215	T680001686	367.1	$ -	$ -	$ -	$ -	$ -	$ -	$ -	$ -	$ -	$ -	$ -	$ -	$ -	$ -
3216	T680001686	368.0	$ -	$ -	$ -	$ -	$ -	$ -	$ -	$ -	$ -	$ -	$ -	$ -	$ -	$ -
3217	T680001686	369.0	$ -	$ -	$ -	$ -	$ -	$ -	$ -	$ -	$ -	$ -	$ -	$ -	$ -	$ -
3218	T660001687	367.1	$ -	$ -	$ -	$ -	$ -	$ -	$ -	$ -	$ -	$ -	$ -	$ -	$ -	$ -
3219	T660001687	368.0	$ -	$ -	$ -	$ -	$ -	$ -	$ -	$ -	$ -	$ -	$ -	$ -	$ -	$ -
3220	T660001687	369.0	$ -	$ -	$ -	$ -	$ -	$ -	$ -	$ -	$ -	$ -	$ -	$ -	$ -	$ -
3221	T660001688	367.1	$ -	$ -	$ -	$ -	$ -	$ -	$ -	$ -	$ -	$ -	$ -	$ -	$ -	$ -
3222	T660001688	368.0	$ -	$ -	$ -	$ -	$ -	$ -	$ -	$ -	$ -	$ -	$ -	$ -	$ -	$ -
3223	T660001688	369.0	$ -	$ -	$ -	$ -	$ -	$ -	$ -	$ -	$ -	$ -	$ -	$ -	$ -	$ -
3224	601001689	303.3	$ -	$ -	$ -	$ -	$ -	$ -	$ -	$ -	$ -	$ -	$ -	$ -	$ -	$ -
3225	601001690	303.3	$ -	$ -	$ -	$ -	$ -	$ -	$ -	$ -	$ -	$ -	$ -	$ -	$ -	$ -
3226	T610001691	368.0	$ -	$ -	$ -	$ -	$ -	$ -	$ -	$ -	$ -	$ -	$ -	$ -	$ -	$ -
3227	T610001691	369.0	$ -	$ -	$ -	$ -	$ -	$ -	$ -	$ -	$ -	$ -	$ -	$ -	$ -	$ -

Sponsored by NMGC Witness Erik C. Buchanan

NEW MEXICO GAS COMPANY, INC.

Depreciation Activity
Base Period - 12 Months Ending March 31, 2023
Future Test Year - 12 Months Ending September 30, 2025

	A	B	C	D	E	F	G	H	I	J	K	L	M	N	O	P	Q	R
1																		
2			Activity	Activity	Activity	Activity	Activity	Activity	Activity	Activity	Activity	Activity	Activity	Activity	Activity	Activity	Activity	Activity
3	Investment Number / Beginning Balance	FERC Account	4/30/2023	5/31/2023	6/30/2023	7/31/2023	8/31/2023	9/30/2023	10/31/2023	11/30/2023	12/31/2023	1/31/2024	2/29/2024	3/31/2024	4/30/2024	5/31/2024	6/30/2024	7/31/2024
3228	T610001692	368.0	$ -	$ -	$ -	$ -	$ -	$ 93	$ 93	$ 93	$ 93	$ 93	$ 93	$ 93	$ 93	$ 93	$ 93	$ 93
3229	T610001692	369.0	$ -	$ -	$ -	$ -	$ -	$ 384	$ 384	$ 384	$ 384	$ 384	$ 384	$ 384	$ 384	$ 384	$ 384	$ 384
3230	T610001693	368.0	$ -	$ -	$ -	$ -	$ -	$ -	$ -	$ -	$ -	$ -	$ -	$ -	$ -	$ -	$ -	$ -
3231	T610001693	369.0	$ -	$ -	$ -	$ -	$ -	$ -	$ -	$ -	$ -	$ -	$ -	$ -	$ -	$ -	$ -	$ -
3232	601001694	303.3	$ -	$ -	$ -	$ -	$ -	$ -	$ -	$ -	$ -	$ -	$ -	$ -	$ -	$ -	$ -	$ -
3233	601001695	303.3	$ -	$ -	$ -	$ -	$ -	$ -	$ -	$ -	$ -	$ -	$ -	$ -	$ -	$ -	$ -	$ -
3234	601001696	303.3	$ -	$ -	$ 3	$ 3	$ 3	$ 3	$ 3	$ 3	$ 3	$ 3	$ 3	$ 3	$ 3	$ 3	$ 3	$ 3
3235	601001697	303.3	$ -	$ -	$ -	$ 4,414	$ 4,414	$ 4,414	$ 4,414	$ 4,414	$ 4,414	$ 4,414	$ 4,414	$ 4,414	$ 4,414	$ 4,414	$ 4,414	$ 4,414
3236	601001698	303.3	$ -	$ -	$ 485	$ 485	$ 485	$ 485	$ 485	$ 485	$ 485	$ 485	$ 485	$ 485	$ 485	$ 485	$ 485	$ 485
3237	601001699	303.3	$ -	$ -	$ 5	$ 5	$ 5	$ 5	$ 5	$ 5	$ 5	$ 5	$ 5	$ 5	$ 5	$ 5	$ 5	$ 5
3238	601001700	303.3	$ -	$ -	$ -	$ -	$ -	$ -	$ -	$ -	$ 1,530	$ 1,530	$ 1,530	$ 1,530	$ 1,530	$ 1,530	$ 1,530	$ 1,530
3239	601001701	303.3	$ -	$ -	$ -	$ -	$ -	$ -	$ -	$ -	$ -	$ -	$ -	$ -	$ -	$ -	$ -	$ -
3240	601001702	303.3	$ -	$ -	$ -	$ -	$ -	$ -	$ -	$ -	$ -	$ -	$ -	$ -	$ -	$ -	$ -	$ -
3241	601001703	303.3	$ -	$ -	$ -	$ -	$ -	$ -	$ -	$ -	$ -	$ -	$ 661	$ 661	$ 661	$ 661	$ 661	$ 661
3242	601001704	303.3	$ -	$ -	$ -	$ -	$ -	$ -	$ -	$ -	$ -	$ -	$ 334	$ 334	$ 334	$ 334	$ 334	$ 334
3243	601001705	303.3	$ -	$ -	$ -	$ -	$ -	$ -	$ -	$ -	$ -	$ -	$ -	$ -	$ -	$ -	$ -	$ -
3244	601001706	303.3	$ -	$ -	$ -	$ -	$ -	$ -	$ -	$ -	$ -	$ -	$ -	$ -	$ -	$ -	$ -	$ -
3245	601001707	303.3	$ -	$ -	$ -	$ -	$ -	$ -	$ -	$ -	$ -	$ -	$ -	$ -	$ -	$ -	$ -	$ -
3246	601001708	303.3	$ -	$ -	$ -	$ -	$ -	$ -	$ -	$ -	$ -	$ -	$ -	$ -	$ -	$ -	$ -	$ -
3247	601001709	303.3	$ -	$ -	$ -	$ -	$ -	$ -	$ -	$ -	$ -	$ -	$ -	$ -	$ -	$ -	$ -	$ -
3248	601001710	303.3	$ -	$ -	$ -	$ -	$ -	$ -	$ -	$ -	$ -	$ -	$ -	$ -	$ -	$ -	$ -	$ -
3249	601001711	303.3	$ -	$ -	$ -	$ -	$ -	$ -	$ -	$ -	$ -	$ -	$ -	$ -	$ -	$ -	$ -	$ -
3250	601001712	303.3	$ -	$ -	$ -	$ -	$ -	$ -	$ -	$ -	$ -	$ -	$ -	$ -	$ -	$ -	$ -	$ -
3251	601001713	303.3	$ -	$ -	$ -	$ -	$ -	$ 48	$ 48	$ 48	$ 48	$ 48	$ 48	$ 48	$ 48	$ 48	$ 48	$ 48
3252	601001714	303.3	$ -	$ -	$ -	$ -	$ -	$ -	$ -	$ -	$ -	$ -	$ -	$ -	$ -	$ -	$ -	$ -
3253	601001715	303.3	$ -	$ -	$ -	$ -	$ -	$ -	$ -	$ -	$ -	$ -	$ -	$ -	$ -	$ -	$ -	$ -
3254	601001716	391.2	$ -	$ -	$ -	$ -	$ -	$ -	$ -	$ -	$ -	$ -	$ -	$ -	$ 18	$ 18	$ 18	$ 1,422
3255	601001716	397.0	$ -	$ -	$ -	$ -	$ -	$ -	$ -	$ -	$ -	$ -	$ -	$ -	$ 1	$ 1	$ 1	$ 67
3256	601001716	398.0	$ -	$ -	$ -	$ -	$ -	$ -	$ -	$ -	$ -	$ -	$ -	$ -	$ 2	$ 2	$ 2	$ 137
3257	601001717	391.2	$ -	$ -	$ -	$ -	$ -	$ -	$ -	$ -	$ -	$ -	$ -	$ -	$ -	$ -	$ -	$ -
3258	601001717	397.0	$ -	$ -	$ -	$ -	$ -	$ -	$ -	$ -	$ -	$ -	$ -	$ -	$ -	$ -	$ -	$ -
3259	601001717	398.0	$ -	$ -	$ -	$ -	$ -	$ -	$ -	$ -	$ -	$ -	$ -	$ -	$ -	$ -	$ -	$ -
3260	601001718	391.2	$ -	$ -	$ -	$ -	$ -	$ -	$ -	$ -	$ -	$ -	$ -	$ -	$ -	$ -	$ -	$ -
3261	601001718	397.0	$ -	$ -	$ -	$ -	$ -	$ -	$ -	$ -	$ -	$ -	$ -	$ -	$ -	$ -	$ -	$ -
3262	601001718	398.0	$ -	$ -	$ -	$ -	$ -	$ -	$ -	$ -	$ -	$ -	$ -	$ -	$ -	$ -	$ -	$ -
3263	601001719	391.2	$ -	$ -	$ -	$ -	$ -	$ -	$ -	$ -	$ -	$ -	$ -	$ -	$ -	$ -	$ -	$ -
3264	601001719	397.0	$ -	$ -	$ -	$ -	$ -	$ -	$ -	$ -	$ -	$ -	$ -	$ -	$ -	$ -	$ -	$ -
3265	601001719	398.0	$ -	$ -	$ -	$ -	$ -	$ -	$ -	$ -	$ -	$ -	$ -	$ -	$ -	$ -	$ -	$ -
3266	601001720	391.2	$ -	$ -	$ -	$ -	$ -	$ -	$ -	$ -	$ -	$ -	$ -	$ -	$ -	$ -	$ -	$ -
3267	601001720	397.0	$ -	$ -	$ -	$ -	$ -	$ -	$ -	$ -	$ -	$ -	$ -	$ -	$ -	$ -	$ -	$ -
3268	601001720	398.0	$ -	$ -	$ -	$ -	$ -	$ -	$ -	$ -	$ -	$ -	$ -	$ -	$ -	$ -	$ -	$ -
3269	601001721	391.2	$ -	$ -	$ -	$ -	$ -	$ -	$ -	$ -	$ -	$ -	$ -	$ -	$ -	$ -	$ -	$ -
3270	601001721	397.0	$ -	$ -	$ -	$ -	$ -	$ -	$ -	$ -	$ -	$ -	$ -	$ -	$ -	$ -	$ -	$ -
3271	601001721	398.0	$ -	$ -	$ -	$ -	$ -	$ -	$ -	$ -	$ -	$ -	$ -	$ -	$ -	$ -	$ -	$ -
3272	601001722	391.2	$ -	$ -	$ -	$ -	$ -	$ -	$ -	$ -	$ -	$ -	$ -	$ -	$ -	$ -	$ -	$ -
3273	601001722	397.0	$ -	$ -	$ -	$ -	$ -	$ -	$ -	$ -	$ -	$ -	$ -	$ -	$ -	$ -	$ -	$ -
3274	601001722	398.0	$ -	$ -	$ -	$ -	$ -	$ -	$ -	$ -	$ -	$ -	$ -	$ -	$ -	$ -	$ -	$ -
3275	601001723	391.2	$ -	$ -	$ -	$ -	$ -	$ -	$ -	$ -	$ -	$ -	$ -	$ -	$ -	$ -	$ -	$ -
3276	601001723	397.0	$ -	$ -	$ -	$ -	$ -	$ -	$ -	$ -	$ -	$ -	$ -	$ -	$ -	$ -	$ -	$ -
3277	601001723	398.0	$ -	$ -	$ -	$ -	$ -	$ -	$ -	$ -	$ -	$ -	$ -	$ -	$ -	$ -	$ -	$ -
3278	601001724	390.0	$ -	$ -	$ -	$ -	$ -	$ -	$ -	$ -	$ -	$ -	$ -	$ -	$ -	$ -	$ -	$ -
3279	601001725	391.2	$ -	$ -	$ -	$ -	$ -	$ -	$ -	$ -	$ -	$ -	$ -	$ -	$ -	$ -	$ -	$ -

NEW MEXICO GAS COMPANY, INC.

Depreciation Activity
Base Period - 12 Months Ending March 31, 2023
Future Test Year - 12 Months Ending September 30, 2025

	A	B	S	T	U	V	W	X	Y	Z	AA	AB	AC	AD	AE	AF
1																
2			Activity	Activity	Activity	Activity	Activity	Activity	Activity	Activity	Activity	Activity	Activity	Activity	Activity	Activity
3	Investment Number / Beginning Balance	FERC Account	8/31/2024	9/30/2024	10/31/2024	11/30/2024	12/31/2024	1/31/2025	2/28/2025	3/31/2025	4/30/2025	5/31/2025	6/30/2025	7/31/2025	8/31/2025	9/30/2025
3228	T610001692	368.0	$ 93	$ 93	$ 93	$ 93	$ 93	$ 93	$ 93	$ 93	$ 93	$ 93	$ 93	$ 93	$ 93	$ 93
3229	T610001692	369.0	$ 384	$ 384	$ 384	$ 384	$ 384	$ 384	$ 384	$ 384	$ 384	$ 384	$ 384	$ 384	$ 384	$ 384
3230	T610001693	368.0	$ -	$ -	$ -	$ -	$ -	$ -	$ -	$ -	$ -	$ -	$ -	$ -	$ -	$ -
3231	T610001693	369.0	$ -	$ -	$ -	$ -	$ -	$ -	$ -	$ -	$ -	$ -	$ -	$ -	$ -	$ -
3232	601001694	303.3	$ -	$ -	$ -	$ -	$ -	$ -	$ -	$ -	$ -	$ -	$ -	$ -	$ -	$ -
3233	601001695	303.3	$ -	$ -	$ -	$ -	$ -	$ -	$ -	$ -	$ -	$ -	$ -	$ -	$ -	$ -
3234	601001696	303.3	$ 3	$ 3	$ 3	$ 3	$ 3	$ 3	$ 3	$ 3	$ 3	$ 3	$ 3	$ 3	$ 3	$ 3
3235	601001697	303.3	$ 4,414	$ 4,414	$ 4,414	$ 4,414	$ 4,414	$ 4,414	$ 4,414	$ 4,414	$ 4,414	$ 4,414	$ 4,414	$ 4,414	$ 4,414	$ 4,414
3236	601001698	303.3	$ 485	$ 485	$ 485	$ 485	$ 485	$ 485	$ 485	$ 485	$ 485	$ 485	$ 485	$ 485	$ 485	$ 485
3237	601001699	303.3	$ 5	$ 5	$ 5	$ 5	$ 5	$ 5	$ 5	$ 5	$ 5	$ 5	$ 5	$ 5	$ 5	$ 5
3238	601001700	303.3	$ 1,530	$ 1,530	$ 1,530	$ 1,530	$ 1,530	$ 1,530	$ 1,530	$ 1,530	$ 1,530	$ 1,530	$ 1,530	$ 1,530	$ 1,530	$ 1,530
3239	601001701	303.3	$ -	$ -	$ -	$ -	$ -	$ -	$ -	$ -	$ -	$ -	$ -	$ -	$ -	$ -
3240	601001702	303.3	$ -	$ -	$ -	$ -	$ -	$ -	$ -	$ -	$ -	$ -	$ -	$ -	$ -	$ -
3241	601001703	303.3	$ 661	$ 661	$ 661	$ 661	$ 661	$ 661	$ 661	$ 661	$ 661	$ 661	$ 661	$ 661	$ 661	$ 661
3242	601001704	303.3	$ 334	$ 334	$ 334	$ 334	$ 334	$ 334	$ 334	$ 334	$ 334	$ 334	$ 334	$ 334	$ 334	$ 334
3243	601001705	303.3	$ -	$ -	$ -	$ -	$ -	$ -	$ 2,550	$ 2,550	$ 2,550	$ 2,550	$ 2,550	$ 2,550	$ 2,550	$ 2,550
3244	601001706	303.3	$ -	$ -	$ -	$ -	$ -	$ -	$ -	$ -	$ -	$ -	$ -	$ -	$ -	$ -
3245	601001707	303.3	$ -	$ -	$ -	$ -	$ -	$ -	$ -	$ -	$ -	$ -	$ -	$ -	$ -	$ -
3246	601001708	303.3	$ -	$ -	$ -	$ -	$ -	$ -	$ -	$ -	$ -	$ -	$ -	$ -	$ -	$ -
3247	601001709	303.3	$ -	$ -	$ -	$ -	$ -	$ -	$ -	$ -	$ -	$ -	$ -	$ -	$ -	$ -
3248	601001710	303.3	$ -	$ -	$ -	$ -	$ -	$ -	$ -	$ -	$ -	$ -	$ -	$ -	$ -	$ -
3249	601001711	303.3	$ -	$ -	$ -	$ -	$ -	$ -	$ -	$ -	$ -	$ -	$ -	$ -	$ -	$ -
3250	601001712	303.3	$ -	$ -	$ -	$ -	$ -	$ -	$ -	$ -	$ -	$ -	$ -	$ -	$ -	$ -
3251	601001713	303.3	$ 48	$ 48	$ 48	$ 48	$ 48	$ 48	$ 48	$ 48	$ 48	$ 48	$ 48	$ 48	$ 48	$ 48
3252	601001714	303.3	$ -	$ -	$ -	$ -	$ -	$ -	$ -	$ -	$ -	$ -	$ -	$ -	$ -	$ -
3253	601001715	303.3	$ -	$ -	$ -	$ -	$ -	$ -	$ -	$ -	$ -	$ -	$ -	$ -	$ -	$ -
3254	601001716	391.2	$ 1,422	$ 1,422	$ 3,207	$ 3,207	$ 3,207	$ 4,671	$ 4,671	$ 4,671	$ 4,671	$ 4,671	$ 4,671	$ 4,671	$ 4,671	$ 4,671
3255	601001716	397.0	$ 67	$ 67	$ 151	$ 151	$ 151	$ 221	$ 221	$ 221	$ 221	$ 221	$ 221	$ 221	$ 221	$ 221
3256	601001716	398.0	$ 137	$ 137	$ 309	$ 309	$ 309	$ 450	$ 450	$ 450	$ 450	$ 450	$ 450	$ 450	$ 450	$ 450
3257	601001717	391.2	$ -	$ -	$ -	$ -	$ -	$ -	$ -	$ -	$ 811	$ 811	$ 811	$ 2,027	$ 2,027	$ 2,027
3258	601001717	397.0	$ -	$ -	$ -	$ -	$ -	$ -	$ -	$ -	$ 38	$ 38	$ 38	$ 96	$ 96	$ 96
3259	601001717	398.0	$ -	$ -	$ -	$ -	$ -	$ -	$ -	$ -	$ 78	$ 78	$ 78	$ 195	$ 195	$ 195
3260	601001718	391.2	$ -	$ -	$ -	$ -	$ -	$ -	$ -	$ -	$ -	$ -	$ -	$ -	$ -	$ -
3261	601001718	397.0	$ -	$ -	$ -	$ -	$ -	$ -	$ -	$ -	$ -	$ -	$ -	$ -	$ -	$ -
3262	601001718	398.0	$ -	$ -	$ -	$ -	$ -	$ -	$ -	$ -	$ -	$ -	$ -	$ -	$ -	$ -
3263	601001719	391.2	$ -	$ -	$ -	$ -	$ -	$ -	$ -	$ -	$ -	$ -	$ -	$ -	$ -	$ -
3264	601001719	397.0	$ -	$ -	$ -	$ -	$ -	$ -	$ -	$ -	$ -	$ -	$ -	$ -	$ -	$ -
3265	601001719	398.0	$ -	$ -	$ -	$ -	$ -	$ -	$ -	$ -	$ -	$ -	$ -	$ -	$ -	$ -
3266	601001720	391.2	$ -	$ -	$ -	$ -	$ -	$ -	$ 600	$ 600	$ 600	$ 600	$ 600	$ 600	$ 600	$ 600
3267	601001720	397.0	$ -	$ -	$ -	$ -	$ -	$ -	$ 28	$ 28	$ 28	$ 28	$ 28	$ 28	$ 28	$ 28
3268	601001720	398.0	$ -	$ -	$ -	$ -	$ -	$ -	$ 58	$ 58	$ 58	$ 58	$ 58	$ 58	$ 58	$ 58
3269	601001721	391.2	$ -	$ -	$ -	$ -	$ -	$ -	$ -	$ -	$ -	$ -	$ -	$ -	$ -	$ -
3270	601001721	397.0	$ -	$ -	$ -	$ -	$ -	$ -	$ -	$ -	$ -	$ -	$ -	$ -	$ -	$ -
3271	601001721	398.0	$ -	$ -	$ -	$ -	$ -	$ -	$ -	$ -	$ -	$ -	$ -	$ -	$ -	$ -
3272	601001722	391.2	$ -	$ -	$ -	$ -	$ -	$ -	$ -	$ -	$ -	$ -	$ -	$ -	$ -	$ -
3273	601001722	397.0	$ -	$ -	$ -	$ -	$ -	$ -	$ -	$ -	$ -	$ -	$ -	$ -	$ -	$ -
3274	601001722	398.0	$ -	$ -	$ -	$ -	$ -	$ -	$ -	$ -	$ -	$ -	$ -	$ -	$ -	$ -
3275	601001723	391.2	$ -	$ -	$ -	$ -	$ -	$ -	$ -	$ -	$ -	$ -	$ -	$ -	$ -	$ -
3276	601001723	397.0	$ -	$ -	$ -	$ -	$ -	$ -	$ -	$ -	$ -	$ -	$ -	$ -	$ -	$ -
3277	601001723	398.0	$ -	$ -	$ -	$ -	$ -	$ -	$ -	$ -	$ -	$ -	$ -	$ -	$ -	$ -
3278	601001724	390.0	$ -	$ -	$ -	$ -	$ -	$ -	$ -	$ -	$ -	$ -	$ -	$ -	$ -	$ -
3279	601001725	391.2	$ -	$ -	$ -	$ -	$ -	$ -	$ -	$ -	$ -	$ -	$ 214	$ 214	$ 214	$ 214

Sponsored by NMGC Witness Erik C. Buchanan

NEW MEXICO GAS COMPANY, INC.

Depreciation Activity
Base Period - 12 Months Ending March 31, 2023
Future Test Year - 12 Months Ending September 30, 2025

	A	B	C	D	E	F	G	H	I	J	K	L	M	N	O	P	Q	R
1																		
2			Activity	Activity	Activity	Activity	Activity	Activity	Activity	Activity	Activity	Activity	Activity	Activity	Activity	Activity	Activity	Activity
3	Investment Number / Beginning Balance	FERC Account	4/30/2023	5/31/2023	6/30/2023	7/31/2023	8/31/2023	9/30/2023	10/31/2023	11/30/2023	12/31/2023	1/31/2024	2/29/2024	3/31/2024	4/30/2024	5/31/2024	6/30/2024	7/31/2024
3280	601001725	397.0	$ -	$ -	$ -	$ -	$ -	$ -	$ -	$ -	$ -	$ -	$ -	$ -	$ -	$ -	$ -	$ -
3281	601001725	398.0	$ -	$ -	$ -	$ -	$ -	$ -	$ -	$ -	$ -	$ -	$ -	$ -	$ -	$ -	$ -	$ -
3282	T624001726	368.0	$ -	$ -	$ -	$ -	$ -	$ -	$ -	$ -	$ -	$ -	$ -	$ -	$ -	$ -	$ -	$ -
3283	T624001726	369.0	$ -	$ -	$ -	$ -	$ -	$ -	$ -	$ -	$ -	$ -	$ -	$ -	$ -	$ -	$ -	$ -
3284	601001727	303.3	$ -	$ -	$ -	$ -	$ -	$ -	$ -	$ -	$ -	$ -	$ -	$ -	$ -	$ -	$ -	$ -
3285	T610001729	367.1	$ -	$ -	$ -	$ -	$ -	$ -	$ -	$ -	$ -	$ -	$ -	$ -	$ -	$ -	$ -	$ -
3286	627001731	376.1	$ -	$ -	$ -	$ -	$ -	$ -	$ -	$ -	$ -	$ -	$ -	$ -	$ -	$ -	$ -	$ -
3287	627001731	376.2	$ -	$ -	$ -	$ -	$ -	$ -	$ -	$ -	$ -	$ -	$ -	$ -	$ -	$ -	$ -	$ -
3288	627001731	376.4	$ -	$ -	$ -	$ -	$ -	$ -	$ -	$ -	$ -	$ -	$ -	$ -	$ -	$ -	$ -	$ -
3289	627001731	380.0	$ -	$ -	$ -	$ -	$ -	$ -	$ -	$ -	$ -	$ -	$ -	$ -	$ -	$ -	$ -	$ -
3290	684001732	376.1	$ -	$ -	$ -	$ -	$ -	$ -	$ -	$ -	$ -	$ -	$ -	$ -	$ -	$ -	$ -	$ -
3291	684001732	376.2	$ -	$ -	$ -	$ -	$ -	$ -	$ -	$ -	$ -	$ -	$ -	$ -	$ -	$ -	$ -	$ -
3292	684001732	376.4	$ -	$ -	$ -	$ -	$ -	$ -	$ -	$ -	$ -	$ -	$ -	$ -	$ -	$ -	$ -	$ -
3293	684001732	380.0	$ -	$ -	$ -	$ -	$ -	$ -	$ -	$ -	$ -	$ -	$ -	$ -	$ -	$ -	$ -	$ -
3294	T680001733	367.1	$ -	$ -	$ -	$ -	$ -	$ -	$ -	$ -	$ -	$ -	$ -	$ -	$ -	$ -	$ -	$ -
3295	T680001733	368.0	$ -	$ -	$ -	$ -	$ -	$ -	$ -	$ -	$ -	$ -	$ -	$ -	$ -	$ -	$ -	$ -
3296	T680001733	369.0	$ -	$ -	$ -	$ -	$ -	$ -	$ -	$ -	$ -	$ -	$ -	$ -	$ -	$ -	$ -	$ -
3297	T621001734	367.1	$ -	$ -	$ -	$ -	$ -	$ -	$ -	$ -	$ -	$ -	$ -	$ -	$ -	$ -	$ -	$ -
3298	T621001734	368.0	$ -	$ -	$ -	$ -	$ -	$ -	$ -	$ -	$ -	$ -	$ -	$ -	$ -	$ -	$ -	$ -
3299	T621001734	369.0	$ -	$ -	$ -	$ -	$ -	$ -	$ -	$ -	$ -	$ -	$ -	$ -	$ -	$ -	$ -	$ -
3300	T680001735	367.1	$ -	$ -	$ -	$ -	$ -	$ -	$ -	$ -	$ -	$ -	$ -	$ -	$ -	$ -	$ -	$ -
3301	T680001735	368.0	$ -	$ -	$ -	$ -	$ -	$ -	$ -	$ -	$ -	$ -	$ -	$ -	$ -	$ -	$ -	$ -
3302	T680001735	369.0	$ -	$ -	$ -	$ -	$ -	$ -	$ -	$ -	$ -	$ -	$ -	$ -	$ -	$ -	$ -	$ -
3303	T610001736	367.1	$ -	$ -	$ -	$ -	$ -	$ -	$ -	$ -	$ -	$ -	$ -	$ -	$ -	$ -	$ -	$ -
3304	T610001736	368.0	$ -	$ -	$ -	$ -	$ -	$ -	$ -	$ -	$ -	$ -	$ -	$ -	$ -	$ -	$ -	$ -
3305	T610001736	369.0	$ -	$ -	$ -	$ -	$ -	$ -	$ -	$ -	$ -	$ -	$ -	$ -	$ -	$ -	$ -	$ -
3306	632001737	390.0	$ -	$ -	$ -	$ -	$ -	$ -	$ 237	$ 237	$ 237	$ 237	$ 237	$ 237	$ 237	$ 237	$ 237	$ 237
3307	684001738	376.1	$ -	$ -	$ -	$ -	$ -	$ -	$ -	$ -	$ -	$ -	$ -	$ -	$ -	$ -	$ -	$ -
3308	684001738	376.2	$ -	$ -	$ -	$ -	$ -	$ -	$ -	$ -	$ -	$ -	$ -	$ -	$ -	$ -	$ -	$ -
3309	684001738	376.4	$ -	$ -	$ -	$ -	$ -	$ -	$ -	$ -	$ -	$ -	$ -	$ -	$ -	$ -	$ -	$ -
3310	684001738	380.0	$ -	$ -	$ -	$ -	$ -	$ -	$ -	$ -	$ -	$ -	$ -	$ -	$ -	$ -	$ -	$ -
3311	626001739	376.1	$ -	$ -	$ -	$ -	$ -	$ -	$ -	$ -	$ -	$ -	$ -	$ -	$ -	$ -	$ -	$ -
3312	626001739	376.2	$ -	$ -	$ -	$ -	$ -	$ -	$ -	$ -	$ -	$ -	$ -	$ -	$ -	$ -	$ -	$ -
3313	626001739	376.4	$ -	$ -	$ -	$ -	$ -	$ -	$ -	$ -	$ -	$ -	$ -	$ -	$ -	$ -	$ -	$ -
3314	626001739	380.0	$ -	$ -	$ -	$ -	$ -	$ -	$ -	$ -	$ -	$ -	$ -	$ -	$ -	$ -	$ -	$ -
3315	610001741	376.1	$ -	$ -	$ -	$ -	$ -	$ -	$ -	$ -	$ -	$ -	$ -	$ -	$ -	$ -	$ -	$ -
3316	610001741	376.2	$ -	$ -	$ -	$ -	$ -	$ -	$ -	$ -	$ -	$ -	$ -	$ -	$ -	$ -	$ -	$ -
3317	610001741	376.4	$ -	$ -	$ -	$ -	$ -	$ -	$ -	$ -	$ -	$ -	$ -	$ -	$ -	$ -	$ -	$ -
3318	610001741	380.0	$ -	$ -	$ -	$ -	$ -	$ -	$ -	$ -	$ -	$ -	$ -	$ -	$ -	$ -	$ -	$ -
3319	T624001742	367.1	$ -	$ -	$ -	$ -	$ -	$ -	$ -	$ -	$ -	$ -	$ -	$ -	$ -	$ -	$ -	$ -
3320	T624001742	368.0	$ -	$ -	$ -	$ -	$ -	$ -	$ -	$ -	$ -	$ -	$ -	$ -	$ -	$ -	$ -	$ -
3321	T624001742	369.0	$ -	$ -	$ -	$ -	$ -	$ -	$ -	$ -	$ -	$ -	$ -	$ -	$ -	$ -	$ -	$ -
3322	610001743	376.1	$ -	$ -	$ -	$ -	$ -	$ -	$ -	$ -	$ -	$ -	$ -	$ -	$ -	$ -	$ -	$ -
3323	610001743	376.2	$ -	$ -	$ -	$ -	$ -	$ -	$ -	$ -	$ -	$ -	$ -	$ -	$ -	$ -	$ -	$ -
3324	610001743	376.4	$ -	$ -	$ -	$ -	$ -	$ -	$ -	$ -	$ -	$ -	$ -	$ -	$ -	$ -	$ -	$ -
3325	610001743	380.0	$ -	$ -	$ -	$ -	$ -	$ -	$ -	$ -	$ -	$ -	$ -	$ -	$ -	$ -	$ -	$ -
3326	T624001744	367.1	$ -	$ -	$ -	$ -	$ -	$ -	$ -	$ -	$ -	$ -	$ -	$ -	$ -	$ -	$ -	$ -
3327	T624001744	368.0	$ -	$ -	$ -	$ -	$ -	$ -	$ -	$ -	$ -	$ -	$ -	$ -	$ -	$ -	$ -	$ -
3328	T624001744	369.0	$ -	$ -	$ -	$ -	$ -	$ -	$ -	$ -	$ -	$ -	$ -	$ -	$ -	$ -	$ -	$ -
3329	T660001745	367.1	$ -	$ -	$ -	$ -	$ -	$ -	$ -	$ -	$ -	$ -	$ -	$ -	$ -	$ -	$ -	$ -
3330	T660001745	368.0	$ -	$ -	$ -	$ -	$ -	$ -	$ -	$ -	$ -	$ -	$ -	$ -	$ -	$ -	$ -	$ -
3331	T660001745	369.0	$ -	$ -	$ -	$ -	$ -	$ -	$ -	$ -	$ -	$ -	$ -	$ -	$ -	$ -	$ -	$ -

NEW MEXICO GAS COMPANY, INC.

Depreciation Activity
Base Period - 12 Months Ending March 31, 2023
Future Test Year - 12 Months Ending September 30, 2025

	A	B	S	T	U	V	W	X	Y	Z	AA	AB	AC	AD	AE	AF
1																
2			Activity	Activity	Activity	Activity	Activity	Activity	Activity	Activity	Activity	Activity	Activity	Activity	Activity	Activity
3	Investment Number / Beginning Balance	FERC Account	8/31/2024	9/30/2024	10/31/2024	11/30/2024	12/31/2024	1/31/2025	2/28/2025	3/31/2025	4/30/2025	5/31/2025	6/30/2025	7/31/2025	8/31/2025	9/30/2025
3280	601001725	397.0	$ -	$ -	$ -	$ -	$ -	$ -	$ -	$ -	$ -	$ -	$ 10	$ 10	$ 10	$ 10
3281	601001725	398.0	$ -	$ -	$ -	$ -	$ -	$ -	$ -	$ -	$ -	$ -	$ 21	$ 21	$ 21	$ 21
3282	T624001726	368.0	$ -	$ -	$ -	$ -	$ -	$ -	$ -	$ -	$ -	$ -	$ -	$ -	$ -	$ -
3283	T624001726	369.0	$ -	$ -	$ -	$ -	$ -	$ -	$ -	$ -	$ -	$ -	$ -	$ -	$ -	$ -
3284	601001727	303.3	$ -	$ -	$ -	$ -	$ -	$ -	$ -	$ -	$ -	$ -	$ -	$ -	$ -	$ -
3285	T610001729	367.1	$ -	$ -	$ -	$ -	$ -	$ -	$ -	$ -	$ -	$ -	$ -	$ -	$ -	$ -
3286	627001731	376.1	$ -	$ -	$ -	$ -	$ -	$ -	$ -	$ -	$ -	$ -	$ -	$ -	$ -	$ -
3287	627001731	376.2	$ -	$ -	$ -	$ -	$ -	$ -	$ -	$ -	$ -	$ -	$ -	$ -	$ -	$ -
3288	627001731	376.4	$ -	$ -	$ -	$ -	$ -	$ -	$ -	$ -	$ -	$ -	$ -	$ -	$ -	$ -
3289	627001731	380.0	$ -	$ -	$ -	$ -	$ -	$ -	$ -	$ -	$ -	$ -	$ -	$ -	$ -	$ -
3290	684001732	376.1	$ -	$ -	$ -	$ -	$ -	$ -	$ -	$ -	$ -	$ -	$ -	$ -	$ -	$ -
3291	684001732	376.2	$ -	$ -	$ -	$ -	$ -	$ -	$ -	$ -	$ -	$ -	$ -	$ -	$ -	$ -
3292	684001732	376.4	$ -	$ -	$ -	$ -	$ -	$ -	$ -	$ -	$ -	$ -	$ -	$ -	$ -	$ -
3293	684001732	380.0	$ -	$ -	$ -	$ -	$ -	$ -	$ -	$ -	$ -	$ -	$ -	$ -	$ -	$ -
3294	T680001733	367.1	$ -	$ -	$ -	$ -	$ -	$ -	$ -	$ -	$ -	$ -	$ -	$ -	$ -	$ -
3295	T680001733	368.0	$ -	$ -	$ -	$ -	$ -	$ -	$ -	$ -	$ -	$ -	$ -	$ -	$ -	$ -
3296	T680001733	369.0	$ -	$ -	$ -	$ -	$ -	$ -	$ -	$ -	$ -	$ -	$ -	$ -	$ -	$ -
3297	T621001734	367.1	$ -	$ -	$ -	$ -	$ -	$ -	$ -	$ -	$ -	$ -	$ -	$ -	$ -	$ -
3298	T621001734	368.0	$ -	$ -	$ -	$ -	$ -	$ -	$ -	$ -	$ -	$ -	$ -	$ -	$ -	$ -
3299	T621001734	369.0	$ -	$ -	$ -	$ -	$ -	$ -	$ -	$ -	$ -	$ -	$ -	$ -	$ -	$ -
3300	T680001735	367.1	$ -	$ -	$ -	$ -	$ -	$ -	$ -	$ -	$ -	$ -	$ -	$ -	$ -	$ -
3301	T680001735	368.0	$ -	$ -	$ -	$ -	$ -	$ -	$ -	$ -	$ -	$ -	$ -	$ -	$ -	$ -
3302	T680001735	369.0	$ -	$ -	$ -	$ -	$ -	$ -	$ -	$ -	$ -	$ -	$ -	$ -	$ -	$ -
3303	T610001736	367.1	$ -	$ -	$ -	$ -	$ -	$ -	$ -	$ -	$ -	$ -	$ -	$ -	$ -	$ -
3304	T610001736	368.0	$ -	$ -	$ -	$ -	$ -	$ -	$ -	$ -	$ -	$ -	$ -	$ -	$ -	$ -
3305	T610001736	369.0	$ -	$ -	$ -	$ -	$ -	$ -	$ -	$ -	$ -	$ -	$ -	$ -	$ -	$ -
3306	632001737	390.0	$ 237	$ 237	$ 237	$ 237	$ 237	$ 237	$ 237	$ 237	$ 237	$ 237	$ 237	$ 237	$ 237	$ 237
3307	684001738	376.1	$ -	$ -	$ -	$ -	$ -	$ -	$ -	$ -	$ -	$ -	$ -	$ -	$ -	$ -
3308	684001738	376.2	$ -	$ -	$ -	$ -	$ -	$ -	$ -	$ -	$ -	$ -	$ -	$ -	$ -	$ -
3309	684001738	376.4	$ -	$ -	$ -	$ -	$ -	$ -	$ -	$ -	$ -	$ -	$ -	$ -	$ -	$ -
3310	684001738	380.0	$ -	$ -	$ -	$ -	$ -	$ -	$ -	$ -	$ -	$ -	$ -	$ -	$ -	$ -
3311	626001739	376.1	$ -	$ -	$ -	$ -	$ -	$ -	$ -	$ -	$ -	$ -	$ -	$ -	$ -	$ -
3312	626001739	376.2	$ -	$ -	$ -	$ -	$ -	$ -	$ -	$ -	$ -	$ -	$ -	$ -	$ -	$ -
3313	626001739	376.4	$ -	$ -	$ -	$ -	$ -	$ -	$ -	$ -	$ -	$ -	$ -	$ -	$ -	$ -
3314	626001739	380.0	$ -	$ -	$ -	$ -	$ -	$ -	$ -	$ -	$ -	$ -	$ -	$ -	$ -	$ -
3315	610001741	376.1	$ -	$ -	$ -	$ -	$ -	$ -	$ -	$ -	$ -	$ -	$ -	$ -	$ -	$ -
3316	610001741	376.2	$ -	$ -	$ -	$ -	$ -	$ -	$ -	$ -	$ -	$ -	$ -	$ -	$ -	$ -
3317	610001741	376.4	$ -	$ -	$ -	$ -	$ -	$ -	$ -	$ -	$ -	$ -	$ -	$ -	$ -	$ -
3318	610001741	380.0	$ -	$ -	$ -	$ -	$ -	$ -	$ -	$ -	$ -	$ -	$ -	$ -	$ -	$ -
3319	T624001742	367.1	$ -	$ -	$ -	$ -	$ -	$ -	$ -	$ -	$ -	$ -	$ -	$ -	$ -	$ -
3320	T624001742	368.0	$ -	$ -	$ -	$ -	$ -	$ -	$ -	$ -	$ -	$ -	$ -	$ -	$ -	$ -
3321	T624001742	369.0	$ -	$ -	$ -	$ -	$ -	$ -	$ -	$ -	$ -	$ -	$ -	$ -	$ -	$ -
3322	610001743	376.1	$ -	$ -	$ -	$ -	$ -	$ -	$ -	$ -	$ -	$ -	$ -	$ -	$ -	$ -
3323	610001743	376.2	$ -	$ -	$ -	$ -	$ -	$ -	$ -	$ -	$ -	$ -	$ -	$ -	$ -	$ -
3324	610001743	376.4	$ -	$ -	$ -	$ -	$ -	$ -	$ -	$ -	$ -	$ -	$ -	$ -	$ -	$ -
3325	610001743	380.0	$ -	$ -	$ -	$ -	$ -	$ -	$ -	$ -	$ -	$ -	$ -	$ -	$ -	$ -
3326	T624001744	367.1	$ -	$ -	$ -	$ -	$ -	$ -	$ -	$ -	$ -	$ -	$ -	$ -	$ -	$ -
3327	T624001744	368.0	$ -	$ -	$ -	$ -	$ -	$ -	$ -	$ -	$ -	$ -	$ -	$ -	$ -	$ -
3328	T624001744	369.0	$ -	$ -	$ -	$ -	$ -	$ -	$ -	$ -	$ -	$ -	$ -	$ -	$ -	$ -
3329	T660001745	367.1	$ -	$ -	$ -	$ -	$ -	$ -	$ -	$ -	$ -	$ -	$ -	$ -	$ -	$ -
3330	T660001745	368.0	$ -	$ -	$ -	$ -	$ -	$ -	$ -	$ -	$ -	$ -	$ -	$ -	$ -	$ -
3331	T660001745	369.0	$ -	$ -	$ -	$ -	$ -	$ -	$ -	$ -	$ -	$ -	$ -	$ -	$ -	$ -

Sponsored by NMGC Witness Erik C. Buchanan

NEW MEXICO GAS COMPANY, INC.

Depreciation Activity
Base Period - 12 Months Ending March 31, 2023
Future Test Year - 12 Months Ending September 30, 2025

	A	B	C	D	E	F	G	H	I	J	K	L	M	N	O	P	Q	R
1																		
2			Activity	Activity	Activity	Activity	Activity	Activity	Activity	Activity	Activity	Activity	Activity	Activity	Activity	Activity	Activity	Activity
3	Investment Number / Beginning Balance	FERC Account	4/30/2023	5/31/2023	6/30/2023	7/31/2023	8/31/2023	9/30/2023	10/31/2023	11/30/2023	12/31/2023	1/31/2024	2/29/2024	3/31/2024	4/30/2024	5/31/2024	6/30/2024	7/31/2024
3332	T680001746	367.1	$ -	$ -	$ -	$ -	$ -	$ -	$ -	$ 88	$ 88	$ 88	$ 88	$ 88	$ 88	$ 88	$ 88	$ 88
3333	T680001746	368.0	$ -	$ -	$ -	$ -	$ -	$ -	$ -	$ 17	$ 17	$ 17	$ 17	$ 17	$ 17	$ 17	$ 17	$ 17
3334	T680001746	369.0	$ -	$ -	$ -	$ -	$ -	$ -	$ -	$ 35	$ 35	$ 35	$ 35	$ 35	$ 35	$ 35	$ 35	$ 35
3335	T610001747	367.1	$ -	$ -	$ -	$ -	$ -	$ -	$ -	$ -	$ -	$ -	$ -	$ -	$ -	$ -	$ -	$ -
3336	T610001747	368.0	$ -	$ -	$ -	$ -	$ -	$ -	$ -	$ -	$ -	$ -	$ -	$ -	$ -	$ -	$ -	$ -
3337	T610001747	369.0	$ -	$ -	$ -	$ -	$ -	$ -	$ -	$ -	$ -	$ -	$ -	$ -	$ -	$ -	$ -	$ -
3338	T680001748	367.1	$ -	$ -	$ -	$ -	$ -	$ -	$ -	$ -	$ -	$ -	$ -	$ -	$ -	$ -	$ -	$ -
3339	T680001748	368.0	$ -	$ -	$ -	$ -	$ -	$ -	$ -	$ -	$ -	$ -	$ -	$ -	$ -	$ -	$ -	$ -
3340	T680001748	369.0	$ -	$ -	$ -	$ -	$ -	$ -	$ -	$ -	$ -	$ -	$ -	$ -	$ -	$ -	$ -	$ -
3341	T624001749	367.1	$ -	$ -	$ -	$ -	$ -	$ -	$ -	$ -	$ -	$ -	$ -	$ -	$ -	$ -	$ -	$ -
3342	T624001749	368.0	$ -	$ -	$ -	$ -	$ -	$ -	$ -	$ -	$ -	$ -	$ -	$ -	$ -	$ -	$ -	$ -
3343	T624001749	369.0	$ -	$ -	$ -	$ -	$ -	$ -	$ -	$ -	$ -	$ -	$ -	$ -	$ -	$ -	$ -	$ -
3344	T610001750	367.1	$ -	$ -	$ -	$ -	$ -	$ -	$ -	$ -	$ -	$ -	$ -	$ -	$ -	$ -	$ -	$ -
3345	T610001750	368.0	$ -	$ -	$ -	$ -	$ -	$ -	$ -	$ -	$ -	$ -	$ -	$ -	$ -	$ -	$ -	$ -
3346	T610001750	369.0	$ -	$ -	$ -	$ -	$ -	$ -	$ -	$ -	$ -	$ -	$ -	$ -	$ -	$ -	$ -	$ -
3347	T680001751	367.1	$ -	$ -	$ -	$ -	$ -	$ -	$ -	$ -	$ -	$ -	$ -	$ -	$ -	$ -	$ -	$ -
3348	T680001751	368.0	$ -	$ -	$ -	$ -	$ -	$ -	$ -	$ -	$ -	$ -	$ -	$ -	$ -	$ -	$ -	$ -
3349	T680001751	369.0	$ -	$ -	$ -	$ -	$ -	$ -	$ -	$ -	$ -	$ -	$ -	$ -	$ -	$ -	$ -	$ -
3350	T626001752	369.0	$ -	$ -	$ -	$ -	$ -	$ -	$ -	$ -	$ -	$ -	$ -	$ -	$ -	$ -	$ -	$ -
3351	T621001753	367.1	$ -	$ -	$ -	$ -	$ -	$ -	$ -	$ -	$ -	$ -	$ -	$ -	$ -	$ -	$ -	$ -
3352	T621001753	368.0	$ -	$ -	$ -	$ -	$ -	$ -	$ -	$ -	$ -	$ -	$ -	$ -	$ -	$ -	$ -	$ -
3353	T621001753	369.0	$ -	$ -	$ -	$ -	$ -	$ -	$ -	$ -	$ -	$ -	$ -	$ -	$ -	$ -	$ -	$ -
3354	T680001754	367.1	$ -	$ -	$ -	$ -	$ -	$ -	$ -	$ -	$ -	$ 847	$ 847	$ 847	$ 847	$ 847	$ 847	$ 847
3355	T680001754	368.0	$ -	$ -	$ -	$ -	$ -	$ -	$ -	$ -	$ -	$ 163	$ 163	$ 163	$ 163	$ 163	$ 163	$ 163
3356	T680001754	369.0	$ -	$ -	$ -	$ -	$ -	$ -	$ -	$ -	$ -	$ 336	$ 336	$ 336	$ 336	$ 336	$ 336	$ 336
3357	610001755	376.1	$ -	$ -	$ -	$ -	$ -	$ -	$ -	$ -	$ -	$ -	$ -	$ -	$ -	$ -	$ -	$ -
3358	610001755	376.2	$ -	$ -	$ -	$ -	$ -	$ -	$ -	$ -	$ -	$ -	$ -	$ -	$ -	$ -	$ -	$ -
3359	610001755	376.4	$ -	$ -	$ -	$ -	$ -	$ -	$ -	$ -	$ -	$ -	$ -	$ -	$ -	$ -	$ -	$ -
3360	610001755	380.0	$ -	$ -	$ -	$ -	$ -	$ -	$ -	$ -	$ -	$ -	$ -	$ -	$ -	$ -	$ -	$ -
3361	T626001756	368.0	$ -	$ -	$ -	$ -	$ -	$ -	$ -	$ -	$ -	$ -	$ -	$ -	$ -	$ -	$ -	$ -
3362	T626001756	369.0	$ -	$ -	$ -	$ -	$ -	$ -	$ -	$ -	$ -	$ -	$ -	$ -	$ -	$ -	$ -	$ -
3363	T624001757	367.1	$ -	$ -	$ -	$ -	$ -	$ -	$ -	$ -	$ -	$ -	$ -	$ -	$ -	$ -	$ -	$ -
3364	T624001757	368.0	$ -	$ -	$ -	$ -	$ -	$ -	$ -	$ -	$ -	$ -	$ -	$ -	$ -	$ -	$ -	$ -
3365	T624001757	369.0	$ -	$ -	$ -	$ -	$ -	$ -	$ -	$ -	$ -	$ -	$ -	$ -	$ -	$ -	$ -	$ -
3366	601001758	390.0	$ -	$ -	$ -	$ -	$ -	$ -	$ -	$ -	$ -	$ -	$ -	$ -	$ -	$ -	$ -	$ -
3367	601001759	390.0	$ -	$ -	$ -	$ -	$ -	$ -	$ -	$ -	$ -	$ -	$ -	$ -	$ -	$ -	$ -	$ -
3368	601001760	390.0	$ -	$ -	$ -	$ -	$ -	$ -	$ -	$ -	$ -	$ -	$ -	$ -	$ -	$ -	$ -	$ -
3369	610001761	376.1	$ -	$ -	$ -	$ -	$ 10	$ 10	$ 10	$ 10	$ 10	$ 10	$ 10	$ 10	$ 10	$ 10	$ 10	$ 10
3370	610001761	376.2	$ -	$ -	$ -	$ -	$ 62	$ 65	$ 65	$ 65	$ 65	$ 65	$ 65	$ 65	$ 65	$ 65	$ 65	$ 65
3371	610001761	376.4	$ -	$ -	$ -	$ -	$ 8	$ 8	$ 8	$ 8	$ 8	$ 8	$ 8	$ 8	$ 8	$ 8	$ 8	$ 8
3372	610001761	380.0	$ -	$ -	$ -	$ -	$ 30	$ 13	$ 13	$ 13	$ 13	$ 13	$ 13	$ 13	$ 13	$ 13	$ 13	$ 13
3373	T601001762	367.1	$ -	$ -	$ -	$ -	$ -	$ -	$ -	$ -	$ -	$ -	$ -	$ -	$ -	$ -	$ -	$ -
3374	T601001762	368.0	$ -	$ -	$ -	$ -	$ -	$ -	$ -	$ -	$ -	$ -	$ -	$ -	$ -	$ -	$ -	$ -
3375	T601001762	369.0	$ -	$ -	$ -	$ -	$ -	$ -	$ -	$ -	$ -	$ -	$ -	$ -	$ -	$ -	$ -	$ -
3376	T660001763	367.1	$ -	$ -	$ -	$ -	$ -	$ -	$ -	$ -	$ -	$ -	$ -	$ -	$ -	$ -	$ -	$ -
3377	T660001763	368.0	$ -	$ -	$ -	$ -	$ -	$ -	$ -	$ -	$ -	$ -	$ -	$ -	$ -	$ -	$ -	$ -
3378	T660001763	369.0	$ -	$ -	$ -	$ -	$ -	$ -	$ -	$ -	$ -	$ -	$ -	$ -	$ -	$ -	$ -	$ -
3379	T601001764	367.3	$ -	$ -	$ -	$ -	$ -	$ -	$ -	$ -	$ -	$ -	$ -	$ -	$ -	$ -	$ -	$ -
3380	T601001765	367.1	$ -	$ -	$ -	$ -	$ -	$ -	$ -	$ -	$ -	$ -	$ -	$ -	$ -	$ -	$ -	$ -
3381	T601001765	368.0	$ -	$ -	$ -	$ -	$ -	$ -	$ -	$ -	$ -	$ -	$ -	$ -	$ -	$ -	$ -	$ -
3382	T601001765	369.0	$ -	$ -	$ -	$ -	$ -	$ -	$ -	$ -	$ -	$ -	$ -	$ -	$ -	$ -	$ -	$ -
3383	T601001766	367.1	$ -	$ -	$ -	$ -	$ -	$ -	$ -	$ -	$ -	$ -	$ -	$ -	$ -	$ -	$ -	$ -

NEW MEXICO GAS COMPANY, INC.

Depreciation Activity
Base Period - 12 Months Ending March 31, 2023
Future Test Year - 12 Months Ending September 30, 2025

	A	B	S	T	U	V	W	X	Y	Z	AA	AB	AC	AD	AE	AF
1																
2			Activity	Activity	Activity	Activity	Activity	Activity	Activity	Activity	Activity	Activity	Activity	Activity	Activity	Activity
3	Investment Number / Beginning Balance	FERC Account	8/31/2024	9/30/2024	10/31/2024	11/30/2024	12/31/2024	1/31/2025	2/28/2025	3/31/2025	4/30/2025	5/31/2025	6/30/2025	7/31/2025	8/31/2025	9/30/2025
3332	T680001746	367.1	$ 88	$ 88	$ 88	$ 88	$ 88	$ 88	$ 88	$ 88	$ 88	$ 88	$ 88	$ 88	$ 88	$ 88
3333	T680001746	368.0	$ 17	$ 17	$ 17	$ 17	$ 17	$ 17	$ 17	$ 17	$ 17	$ 17	$ 17	$ 17	$ 17	$ 17
3334	T680001746	369.0	$ 35	$ 35	$ 35	$ 35	$ 35	$ 35	$ 35	$ 35	$ 35	$ 35	$ 35	$ 35	$ 35	$ 35
3335	T610001747	367.1	$ -	$ -	$ -	$ -	$ -	$ -	$ -	$ -	$ -	$ -	$ -	$ -	$ -	$ -
3336	T610001747	368.0	$ -	$ -	$ -	$ -	$ -	$ -	$ -	$ -	$ -	$ -	$ -	$ -	$ -	$ -
3337	T610001747	369.0	$ -	$ -	$ -	$ -	$ -	$ -	$ -	$ -	$ -	$ -	$ -	$ -	$ -	$ -
3338	T680001748	367.1	$ -	$ -	$ -	$ -	$ -	$ -	$ -	$ -	$ -	$ -	$ -	$ -	$ -	$ -
3339	T680001748	368.0	$ -	$ -	$ -	$ -	$ -	$ -	$ -	$ -	$ -	$ -	$ -	$ -	$ -	$ -
3340	T680001748	369.0	$ -	$ -	$ -	$ -	$ -	$ -	$ -	$ -	$ -	$ -	$ -	$ -	$ -	$ -
3341	T624001749	367.1	$ -	$ -	$ -	$ -	$ -	$ -	$ -	$ -	$ -	$ -	$ -	$ -	$ -	$ -
3342	T624001749	368.0	$ -	$ -	$ -	$ -	$ -	$ -	$ -	$ -	$ -	$ -	$ -	$ -	$ -	$ -
3343	T624001749	369.0	$ -	$ -	$ -	$ -	$ -	$ -	$ -	$ -	$ -	$ -	$ -	$ -	$ -	$ -
3344	T610001750	367.1	$ -	$ -	$ -	$ -	$ -	$ -	$ -	$ -	$ -	$ -	$ -	$ -	$ -	$ -
3345	T610001750	368.0	$ -	$ -	$ -	$ -	$ -	$ -	$ -	$ -	$ -	$ -	$ -	$ -	$ -	$ -
3346	T610001750	369.0	$ -	$ -	$ -	$ -	$ -	$ -	$ -	$ -	$ -	$ -	$ -	$ -	$ -	$ -
3347	T680001751	367.1	$ -	$ -	$ -	$ -	$ -	$ -	$ -	$ -	$ -	$ -	$ -	$ -	$ -	$ -
3348	T680001751	368.0	$ -	$ -	$ -	$ -	$ -	$ -	$ -	$ -	$ -	$ -	$ -	$ -	$ -	$ -
3349	T680001751	369.0	$ -	$ -	$ -	$ -	$ -	$ -	$ -	$ -	$ -	$ -	$ -	$ -	$ -	$ -
3350	T626001752	369.0	$ -	$ -	$ -	$ -	$ -	$ -	$ -	$ -	$ -	$ -	$ -	$ -	$ -	$ -
3351	T621001753	367.1	$ -	$ -	$ -	$ -	$ -	$ -	$ -	$ -	$ -	$ -	$ -	$ -	$ -	$ -
3352	T621001753	368.0	$ -	$ -	$ -	$ -	$ -	$ -	$ -	$ -	$ -	$ -	$ -	$ -	$ -	$ -
3353	T621001753	369.0	$ -	$ -	$ -	$ -	$ -	$ -	$ -	$ -	$ -	$ -	$ -	$ -	$ -	$ -
3354	T680001754	367.1	$ 847	$ 847	$ 847	$ 847	$ 847	$ 847	$ 847	$ 847	$ 847	$ 847	$ 847	$ 847	$ 847	$ 847
3355	T680001754	368.0	$ 163	$ 163	$ 163	$ 163	$ 163	$ 163	$ 163	$ 163	$ 163	$ 163	$ 163	$ 163	$ 163	$ 163
3356	T680001754	369.0	$ 336	$ 336	$ 336	$ 336	$ 336	$ 336	$ 336	$ 336	$ 336	$ 336	$ 336	$ 336	$ 336	$ 336
3357	610001755	376.1	$ -	$ -	$ -	$ -	$ -	$ -	$ -	$ -	$ -	$ -	$ -	$ -	$ -	$ -
3358	610001755	376.2	$ -	$ -	$ -	$ -	$ -	$ -	$ -	$ -	$ -	$ -	$ -	$ -	$ -	$ -
3359	610001755	376.4	$ -	$ -	$ -	$ -	$ -	$ -	$ -	$ -	$ -	$ -	$ -	$ -	$ -	$ -
3360	610001755	380.0	$ -	$ -	$ -	$ -	$ -	$ -	$ -	$ -	$ -	$ -	$ -	$ -	$ -	$ -
3361	T626001756	368.0	$ -	$ -	$ -	$ -	$ -	$ -	$ -	$ -	$ -	$ -	$ -	$ -	$ -	$ -
3362	T626001756	369.0	$ -	$ -	$ -	$ -	$ -	$ -	$ -	$ -	$ -	$ -	$ -	$ -	$ -	$ -
3363	T624001757	367.1	$ -	$ -	$ -	$ -	$ -	$ -	$ -	$ -	$ -	$ -	$ -	$ -	$ -	$ -
3364	T624001757	368.0	$ -	$ -	$ -	$ -	$ -	$ -	$ -	$ -	$ -	$ -	$ -	$ -	$ -	$ -
3365	T624001757	369.0	$ -	$ -	$ -	$ -	$ -	$ -	$ -	$ -	$ -	$ -	$ -	$ -	$ -	$ -
3366	601001758	390.0	$ -	$ -	$ -	$ -	$ -	$ -	$ -	$ -	$ -	$ -	$ -	$ -	$ -	$ -
3367	601001759	390.0	$ -	$ -	$ -	$ -	$ -	$ -	$ -	$ -	$ -	$ -	$ -	$ -	$ -	$ -
3368	601001760	390.0	$ -	$ -	$ -	$ -	$ -	$ -	$ -	$ -	$ -	$ -	$ -	$ -	$ -	$ -
3369	610001761	376.1	$ 10	$ 10	$ 10	$ 10	$ 10	$ 10	$ 10	$ 10	$ 10	$ 10	$ 10	$ 10	$ 10	$ 10
3370	610001761	376.2	$ 65	$ 65	$ 65	$ 65	$ 65	$ 65	$ 65	$ 65	$ 65	$ 65	$ 65	$ 65	$ 65	$ 65
3371	610001761	376.4	$ 8	$ 8	$ 8	$ 8	$ 8	$ 8	$ 8	$ 8	$ 8	$ 8	$ 8	$ 8	$ 8	$ 8
3372	610001761	380.0	$ 13	$ 13	$ 13	$ 13	$ 13	$ 13	$ 13	$ 13	$ 13	$ 13	$ 13	$ 13	$ 13	$ 13
3373	T601001762	367.1	$ -	$ -	$ -	$ -	$ -	$ -	$ -	$ -	$ -	$ -	$ -	$ -	$ -	$ -
3374	T601001762	368.0	$ -	$ -	$ -	$ -	$ -	$ -	$ -	$ -	$ -	$ -	$ -	$ -	$ -	$ -
3375	T601001762	369.0	$ -	$ -	$ -	$ -	$ -	$ -	$ -	$ -	$ -	$ -	$ -	$ -	$ -	$ -
3376	T660001763	367.1	$ -	$ -	$ -	$ -	$ -	$ -	$ -	$ -	$ -	$ -	$ -	$ -	$ -	$ -
3377	T660001763	368.0	$ -	$ -	$ -	$ -	$ -	$ -	$ -	$ -	$ -	$ -	$ -	$ -	$ -	$ -
3378	T660001763	369.0	$ -	$ -	$ -	$ -	$ -	$ -	$ -	$ -	$ -	$ -	$ -	$ -	$ -	$ -
3379	T601001764	367.3	$ -	$ -	$ -	$ -	$ -	$ -	$ -	$ -	$ -	$ -	$ -	$ -	$ -	$ -
3380	T601001765	367.1	$ -	$ -	$ -	$ -	$ -	$ -	$ -	$ -	$ -	$ -	$ -	$ -	$ -	$ -
3381	T601001765	368.0	$ -	$ -	$ -	$ -	$ -	$ -	$ -	$ -	$ -	$ -	$ -	$ -	$ -	$ -
3382	T601001765	369.0	$ -	$ -	$ -	$ -	$ -	$ -	$ -	$ -	$ -	$ -	$ -	$ -	$ -	$ -
3383	T601001766	367.1	$ -	$ -	$ -	$ -	$ -	$ -	$ -	$ -	$ -	$ -	$ -	$ -	$ -	$ -

Sponsored by NMGC Witness Erik C. Buchanan

NEW MEXICO GAS COMPANY, INC.

Depreciation Activity
Base Period - 12 Months Ending March 31, 2023
Future Test Year - 12 Months Ending September 30, 2025

	A	B	C	D	E	F	G	H	I	J	K	L	M	N	O	P	Q	R
1																		
2			Activity	Activity	Activity	Activity	Activity	Activity	Activity	Activity	Activity	Activity	Activity	Activity	Activity	Activity	Activity	Activity
3	Investment Number / Beginning Balance	FERC Account	4/30/2023	5/31/2023	6/30/2023	7/31/2023	8/31/2023	9/30/2023	10/31/2023	11/30/2023	12/31/2023	1/31/2024	2/29/2024	3/31/2024	4/30/2024	5/31/2024	6/30/2024	7/31/2024
3384	T601001766	368.0	$ -	$ -	$ -	$ -	$ -	$ -	$ -	$ -	$ -	$ -	$ -	$ -	$ -	$ -	$ -	$ -
3385	T601001766	369.0	$ -	$ -	$ -	$ -	$ -	$ -	$ -	$ -	$ -	$ -	$ -	$ -	$ -	$ -	$ -	$ -
3386	T660001767	367.1	$ -	$ -	$ -	$ -	$ -	$ -	$ -	$ -	$ -	$ -	$ -	$ -	$ -	$ -	$ -	$ -
3387	T660001767	368.0	$ -	$ -	$ -	$ -	$ -	$ -	$ -	$ -	$ -	$ -	$ -	$ -	$ -	$ -	$ -	$ -
3388	T660001767	369.0	$ -	$ -	$ -	$ -	$ -	$ -	$ -	$ -	$ -	$ -	$ -	$ -	$ -	$ -	$ -	$ -
3389	601001768	376.1	$ -	$ -	$ -	$ -	$ -	$ -	$ -	$ -	$ -	$ -	$ -	$ -	$ -	$ -	$ -	$ -
3390	601001768	376.2	$ -	$ -	$ -	$ -	$ -	$ -	$ -	$ -	$ -	$ -	$ -	$ -	$ -	$ -	$ -	$ -
3391	601001768	376.4	$ -	$ -	$ -	$ -	$ -	$ -	$ -	$ -	$ -	$ -	$ -	$ -	$ -	$ -	$ -	$ -
3392	601001769	376.1	$ -	$ -	$ -	$ -	$ -	$ -	$ -	$ -	$ -	$ -	$ -	$ -	$ -	$ -	$ -	$ -
3393	601001769	376.2	$ -	$ -	$ -	$ -	$ -	$ -	$ -	$ -	$ -	$ -	$ -	$ -	$ -	$ -	$ -	$ -
3394	601001769	376.4	$ -	$ -	$ -	$ -	$ -	$ -	$ -	$ -	$ -	$ -	$ -	$ -	$ -	$ -	$ -	$ -
3395	T660001770	367.1	$ -	$ -	$ -	$ -	$ -	$ -	$ -	$ -	$ -	$ -	$ -	$ -	$ -	$ -	$ -	$ -
3396	T660001770	368.0	$ -	$ -	$ -	$ -	$ -	$ -	$ -	$ -	$ -	$ -	$ -	$ -	$ -	$ -	$ -	$ -
3397	T660001770	369.0	$ -	$ -	$ -	$ -	$ -	$ -	$ -	$ -	$ -	$ -	$ -	$ -	$ -	$ -	$ -	$ -
3398	610001771	376.1	$ -	$ -	$ -	$ 81	$ 81	$ 76	$ 76	$ 76	$ 76	$ 76	$ 76	$ 76	$ 76	$ 76	$ 76	$ 76
3399	610001771	376.2	$ -	$ -	$ -	$ 495	$ 495	$ 514	$ 514	$ 514	$ 514	$ 514	$ 514	$ 514	$ 514	$ 514	$ 514	$ 514
3400	610001771	376.4	$ -	$ -	$ -	$ 66	$ 66	$ 65	$ 65	$ 65	$ 65	$ 65	$ 65	$ 65	$ 65	$ 65	$ 65	$ 65
3401	610001771	380.0	$ -	$ -	$ -	$ 239	$ 239	$ 105	$ 105	$ 105	$ 105	$ 105	$ 105	$ 105	$ 105	$ 105	$ 105	$ 105
3402	T680001772	367.1	$ -	$ -	$ -	$ -	$ -	$ -	$ -	$ -	$ -	$ -	$ -	$ -	$ -	$ -	$ -	$ -
3403	T680001772	368.0	$ -	$ -	$ -	$ -	$ -	$ -	$ -	$ -	$ -	$ -	$ -	$ -	$ -	$ -	$ -	$ -
3404	T680001772	369.0	$ -	$ -	$ -	$ -	$ -	$ -	$ -	$ -	$ -	$ -	$ -	$ -	$ -	$ -	$ -	$ -
3405	601001773	376.1	$ -	$ -	$ -	$ -	$ -	$ -	$ -	$ -	$ -	$ -	$ -	$ -	$ -	$ -	$ -	$ -
3406	601001773	376.2	$ -	$ -	$ -	$ -	$ -	$ -	$ -	$ -	$ -	$ -	$ -	$ -	$ -	$ -	$ -	$ -
3407	601001773	376.4	$ -	$ -	$ -	$ -	$ -	$ -	$ -	$ -	$ -	$ -	$ -	$ -	$ -	$ -	$ -	$ -
3408	601001774	376.1	$ -	$ -	$ -	$ -	$ -	$ -	$ -	$ -	$ -	$ -	$ -	$ -	$ -	$ -	$ -	$ -
3409	601001774	376.2	$ -	$ -	$ -	$ -	$ -	$ -	$ -	$ -	$ -	$ -	$ -	$ -	$ -	$ -	$ -	$ -
3410	601001774	376.4	$ -	$ -	$ -	$ -	$ -	$ -	$ -	$ -	$ -	$ -	$ -	$ -	$ -	$ -	$ -	$ -
3411	601001775	376.1	$ -	$ -	$ -	$ -	$ -	$ -	$ -	$ -	$ -	$ -	$ -	$ -	$ -	$ -	$ -	$ -
3412	601001775	376.2	$ -	$ -	$ -	$ -	$ -	$ -	$ -	$ -	$ -	$ -	$ -	$ -	$ -	$ -	$ -	$ -
3413	601001775	376.4	$ -	$ -	$ -	$ -	$ -	$ -	$ -	$ -	$ -	$ -	$ -	$ -	$ -	$ -	$ -	$ -
3414	T610001776	367.1	$ -	$ -	$ -	$ -	$ -	$ -	$ -	$ -	$ -	$ -	$ -	$ -	$ -	$ -	$ -	$ -
3415	T610001776	368.0	$ -	$ -	$ -	$ -	$ -	$ -	$ -	$ -	$ -	$ -	$ -	$ -	$ -	$ -	$ -	$ -
3416	T610001776	369.0	$ -	$ -	$ -	$ -	$ -	$ -	$ -	$ -	$ -	$ -	$ -	$ -	$ -	$ -	$ -	$ -
3417	T610001777	367.1	$ -	$ -	$ -	$ -	$ -	$ -	$ -	$ -	$ -	$ -	$ -	$ -	$ -	$ -	$ -	$ -
3418	T610001777	368.0	$ -	$ -	$ -	$ -	$ -	$ -	$ -	$ -	$ -	$ -	$ -	$ -	$ -	$ -	$ -	$ -
3419	T610001777	369.0	$ -	$ -	$ -	$ -	$ -	$ -	$ -	$ -	$ -	$ -	$ -	$ -	$ -	$ -	$ -	$ -
3420	T610001778	367.1	$ -	$ -	$ -	$ -	$ -	$ -	$ -	$ -	$ -	$ -	$ -	$ -	$ -	$ -	$ -	$ -
3421	T610001778	368.0	$ -	$ -	$ -	$ -	$ -	$ -	$ -	$ -	$ -	$ -	$ -	$ -	$ -	$ -	$ -	$ -
3422	T610001778	369.0	$ -	$ -	$ -	$ -	$ -	$ -	$ -	$ -	$ -	$ -	$ -	$ -	$ -	$ -	$ -	$ -
3423	T660001779	367.1	$ -	$ -	$ -	$ -	$ -	$ -	$ -	$ -	$ -	$ -	$ -	$ -	$ -	$ -	$ -	$ -
3424	T660001779	368.0	$ -	$ -	$ -	$ -	$ -	$ -	$ -	$ -	$ -	$ -	$ -	$ -	$ -	$ -	$ -	$ -
3425	T660001779	369.0	$ -	$ -	$ -	$ -	$ -	$ -	$ -	$ -	$ -	$ -	$ -	$ -	$ -	$ -	$ -	$ -
3426	T660001780	367.1	$ -	$ -	$ -	$ -	$ -	$ -	$ -	$ -	$ -	$ -	$ -	$ -	$ -	$ -	$ -	$ -
3427	T660001780	368.0	$ -	$ -	$ -	$ -	$ -	$ -	$ -	$ -	$ -	$ -	$ -	$ -	$ -	$ -	$ -	$ -
3428	T660001780	369.0	$ -	$ -	$ -	$ -	$ -	$ -	$ -	$ -	$ -	$ -	$ -	$ -	$ -	$ -	$ -	$ -
3429	T660001781	367.1	$ -	$ -	$ -	$ -	$ -	$ -	$ -	$ -	$ -	$ -	$ -	$ -	$ -	$ -	$ -	$ -
3430	T660001781	368.0	$ -	$ -	$ -	$ -	$ -	$ -	$ -	$ -	$ -	$ -	$ -	$ -	$ -	$ -	$ -	$ -
3431	T660001781	369.0	$ -	$ -	$ -	$ -	$ -	$ -	$ -	$ -	$ -	$ -	$ -	$ -	$ -	$ -	$ -	$ -
3432	610001782	376.1	$ -	$ -	$ -	$ -	$ -	$ -	$ -	$ -	$ -	$ -	$ -	$ -	$ -	$ -	$ -	$ -
3433	610001782	376.2	$ -	$ -	$ -	$ -	$ -	$ -	$ -	$ -	$ -	$ -	$ -	$ -	$ -	$ -	$ -	$ -
3434	610001782	376.4	$ -	$ -	$ -	$ -	$ -	$ -	$ -	$ -	$ -	$ -	$ -	$ -	$ -	$ -	$ -	$ -
3435	610001782	380.0	$ -	$ -	$ -	$ -	$ -	$ -	$ -	$ -	$ -	$ -	$ -	$ -	$ -	$ -	$ -	$ -

Sponsored by NMGC Witness Erik C. Buchanan

NEW MEXICO GAS COMPANY, INC.

Depreciation Activity
Base Period - 12 Months Ending March 31, 2023
Future Test Year - 12 Months Ending September 30, 2025

	A	B	S	T	U	V	W	X	Y	Z	AA	AB	AC	AD	AE	AF
1																
2			Activity	Activity	Activity	Activity	Activity	Activity	Activity	Activity	Activity	Activity	Activity	Activity	Activity	Activity
3	Investment Number / Beginning Balance	FERC Account	8/31/2024	9/30/2024	10/31/2024	11/30/2024	12/31/2024	1/31/2025	2/28/2025	3/31/2025	4/30/2025	5/31/2025	6/30/2025	7/31/2025	8/31/2025	9/30/2025
3384	T601001766	368.0	$ -	$ -	$ -	$ -	$ -	$ -	$ -	$ -	$ -	$ -	$ -	$ -	$ -	$ -
3385	T601001766	369.0	$ -	$ -	$ -	$ -	$ -	$ -	$ -	$ -	$ -	$ -	$ -	$ -	$ -	$ -
3386	T660001767	367.1	$ -	$ -	$ -	$ -	$ -	$ -	$ -	$ -	$ -	$ -	$ -	$ -	$ -	$ -
3387	T660001767	368.0	$ -	$ -	$ -	$ -	$ -	$ -	$ -	$ -	$ -	$ -	$ -	$ -	$ -	$ -
3388	T660001767	369.0	$ -	$ -	$ -	$ -	$ -	$ -	$ -	$ -	$ -	$ -	$ -	$ -	$ -	$ -
3389	601001768	376.1	$ -	$ -	$ -	$ -	$ -	$ -	$ -	$ -	$ -	$ -	$ -	$ -	$ -	$ -
3390	601001768	376.2	$ -	$ -	$ -	$ -	$ -	$ -	$ -	$ -	$ -	$ -	$ -	$ -	$ -	$ -
3391	601001768	376.4	$ -	$ -	$ -	$ -	$ -	$ -	$ -	$ -	$ -	$ -	$ -	$ -	$ -	$ -
3392	601001769	376.1	$ -	$ -	$ -	$ -	$ -	$ -	$ -	$ -	$ -	$ -	$ -	$ -	$ -	$ -
3393	601001769	376.2	$ -	$ -	$ -	$ -	$ -	$ -	$ -	$ -	$ -	$ -	$ -	$ -	$ -	$ -
3394	601001769	376.4	$ -	$ -	$ -	$ -	$ -	$ -	$ -	$ -	$ -	$ -	$ -	$ -	$ -	$ -
3395	T660001770	367.1	$ -	$ -	$ -	$ -	$ -	$ -	$ -	$ -	$ -	$ -	$ -	$ -	$ -	$ -
3396	T660001770	368.0	$ -	$ -	$ -	$ -	$ -	$ -	$ -	$ -	$ -	$ -	$ -	$ -	$ -	$ -
3397	T660001770	369.0	$ -	$ -	$ -	$ -	$ -	$ -	$ -	$ -	$ -	$ -	$ -	$ -	$ -	$ -
3398	610001771	376.1	$ 76	$ 76	$ 76	$ 76	$ 76	$ 76	$ 76	$ 76	$ 76	$ 76	$ 76	$ 76	$ 76	$ 76
3399	610001771	376.2	$ 514	$ 514	$ 514	$ 514	$ 514	$ 514	$ 514	$ 514	$ 514	$ 514	$ 514	$ 514	$ 514	$ 514
3400	610001771	376.4	$ 65	$ 65	$ 65	$ 65	$ 65	$ 65	$ 65	$ 65	$ 65	$ 65	$ 65	$ 65	$ 65	$ 65
3401	610001771	380.0	$ 105	$ 105	$ 105	$ 105	$ 105	$ 105	$ 105	$ 105	$ 105	$ 105	$ 105	$ 105	$ 105	$ 105
3402	T680001772	367.1	$ -	$ -	$ -	$ -	$ -	$ -	$ -	$ -	$ -	$ -	$ -	$ -	$ -	$ -
3403	T680001772	368.0	$ -	$ -	$ -	$ -	$ -	$ -	$ -	$ -	$ -	$ -	$ -	$ -	$ -	$ -
3404	T680001772	369.0	$ -	$ -	$ -	$ -	$ -	$ -	$ -	$ -	$ -	$ -	$ -	$ -	$ -	$ -
3405	601001773	376.1	$ -	$ -	$ -	$ -	$ -	$ -	$ -	$ -	$ -	$ -	$ -	$ -	$ -	$ -
3406	601001773	376.2	$ -	$ -	$ -	$ -	$ -	$ -	$ -	$ -	$ -	$ -	$ -	$ -	$ -	$ -
3407	601001773	376.4	$ -	$ -	$ -	$ -	$ -	$ -	$ -	$ -	$ -	$ -	$ -	$ -	$ -	$ -
3408	601001774	376.1	$ -	$ -	$ -	$ -	$ -	$ -	$ -	$ -	$ -	$ -	$ -	$ -	$ -	$ -
3409	601001774	376.2	$ -	$ -	$ -	$ -	$ -	$ -	$ -	$ -	$ -	$ -	$ -	$ -	$ -	$ -
3410	601001774	376.4	$ -	$ -	$ -	$ -	$ -	$ -	$ -	$ -	$ -	$ -	$ -	$ -	$ -	$ -
3411	601001775	376.1	$ -	$ -	$ -	$ -	$ -	$ -	$ -	$ -	$ -	$ -	$ -	$ -	$ -	$ -
3412	601001775	376.2	$ -	$ -	$ -	$ -	$ -	$ -	$ -	$ -	$ -	$ -	$ -	$ -	$ -	$ -
3413	601001775	376.4	$ -	$ -	$ -	$ -	$ -	$ -	$ -	$ -	$ -	$ -	$ -	$ -	$ -	$ -
3414	T610001776	367.1	$ -	$ -	$ -	$ -	$ -	$ -	$ -	$ -	$ -	$ -	$ -	$ -	$ -	$ -
3415	T610001776	368.0	$ -	$ -	$ -	$ -	$ -	$ -	$ -	$ -	$ -	$ -	$ -	$ -	$ -	$ -
3416	T610001776	369.0	$ -	$ -	$ -	$ -	$ -	$ -	$ -	$ -	$ -	$ -	$ -	$ -	$ -	$ -
3417	T610001777	367.1	$ -	$ -	$ -	$ -	$ -	$ -	$ -	$ -	$ -	$ -	$ -	$ -	$ -	$ -
3418	T610001777	368.0	$ -	$ -	$ -	$ -	$ -	$ -	$ -	$ -	$ -	$ -	$ -	$ -	$ -	$ -
3419	T610001777	369.0	$ -	$ -	$ -	$ -	$ -	$ -	$ -	$ -	$ -	$ -	$ -	$ -	$ -	$ -
3420	T610001778	367.1	$ -	$ -	$ -	$ -	$ -	$ -	$ -	$ -	$ -	$ -	$ -	$ -	$ -	$ -
3421	T610001778	368.0	$ -	$ -	$ -	$ -	$ -	$ -	$ -	$ -	$ -	$ -	$ -	$ -	$ -	$ -
3422	T610001778	369.0	$ -	$ -	$ -	$ -	$ -	$ -	$ -	$ -	$ -	$ -	$ -	$ -	$ -	$ -
3423	T660001779	367.1	$ -	$ -	$ -	$ -	$ -	$ -	$ -	$ -	$ -	$ -	$ -	$ -	$ -	$ -
3424	T660001779	368.0	$ -	$ -	$ -	$ -	$ -	$ -	$ -	$ -	$ -	$ -	$ -	$ -	$ -	$ -
3425	T660001779	369.0	$ -	$ -	$ -	$ -	$ -	$ -	$ -	$ -	$ -	$ -	$ -	$ -	$ -	$ -
3426	T660001780	367.1	$ -	$ -	$ 77	$ 77	$ 77	$ 77	$ 77	$ 77	$ 77	$ 77	$ 77	$ 77	$ 77	$ 77
3427	T660001780	368.0	$ -	$ -	$ 15	$ 15	$ 15	$ 15	$ 15	$ 15	$ 15	$ 15	$ 15	$ 15	$ 15	$ 15
3428	T660001780	369.0	$ -	$ -	$ 30	$ 30	$ 30	$ 30	$ 30	$ 30	$ 30	$ 30	$ 30	$ 30	$ 30	$ 30
3429	T660001781	367.1	$ -	$ -	$ -	$ -	$ -	$ -	$ -	$ -	$ -	$ 75	$ 75	$ 75	$ 75	$ 75
3430	T660001781	368.0	$ -	$ -	$ -	$ -	$ -	$ -	$ -	$ -	$ -	$ 14	$ 14	$ 14	$ 14	$ 14
3431	T660001781	369.0	$ -	$ -	$ -	$ -	$ -	$ -	$ -	$ -	$ -	$ 30	$ 30	$ 30	$ 30	$ 30
3432	610001782	376.1	$ -	$ -	$ -	$ -	$ -	$ -	$ -	$ -	$ -	$ -	$ -	$ -	$ -	$ -
3433	610001782	376.2	$ -	$ -	$ -	$ -	$ -	$ -	$ -	$ -	$ -	$ -	$ -	$ -	$ -	$ -
3434	610001782	376.4	$ -	$ -	$ -	$ -	$ -	$ -	$ -	$ -	$ -	$ -	$ -	$ -	$ -	$ -
3435	610001782	380.0	$ -	$ -	$ -	$ -	$ -	$ -	$ -	$ -	$ -	$ -	$ -	$ -	$ -	$ -

Sponsored by NMGC Witness Erik C. Buchanan

NEW MEXICO GAS COMPANY, INC.

Depreciation Activity
Base Period - 12 Months Ending March 31, 2023
Future Test Year - 12 Months Ending September 30, 2025

	A	B	C	D	E	F	G	H	I	J	K	L	M	N	O	P	Q	R
1																		
2			Activity	Activity	Activity	Activity	Activity	Activity	Activity	Activity	Activity	Activity	Activity	Activity	Activity	Activity	Activity	Activity
3	Investment Number / Beginning Balance	FERC Account	4/30/2023	5/31/2023	6/30/2023	7/31/2023	8/31/2023	9/30/2023	10/31/2023	11/30/2023	12/31/2023	1/31/2024	2/29/2024	3/31/2024	4/30/2024	5/31/2024	6/30/2024	7/31/2024
3436	T660001783	367.1	$ -	$ -	$ -	$ -	$ -	$ -	$ -	$ -	$ -	$ -	$ -	$ -	$ -	$ -	$ -	$ -
3437	T660001783	368.0	$ -	$ -	$ -	$ -	$ -	$ -	$ -	$ -	$ -	$ -	$ -	$ -	$ -	$ -	$ -	$ -
3438	T660001783	369.0	$ -	$ -	$ -	$ -	$ -	$ -	$ -	$ -	$ -	$ -	$ -	$ -	$ -	$ -	$ -	$ -
3439	T610001784	394.0	$ -	$ -	$ -	$ -	$ -	$ -	$ -	$ -	$ -	$ -	$ -	$ -	$ -	$ -	$ -	$ -
3440	T610001785	394.0	$ -	$ -	$ -	$ -	$ -	$ -	$ -	$ -	$ -	$ -	$ -	$ -	$ -	$ -	$ -	$ -
3441	T610001786	367.1	$ -	$ -	$ -	$ -	$ -	$ -	$ -	$ -	$ -	$ -	$ -	$ -	$ -	$ -	$ -	$ -
3442	T610001786	368.0	$ -	$ -	$ -	$ -	$ -	$ -	$ -	$ -	$ -	$ -	$ -	$ -	$ -	$ -	$ -	$ -
3443	T610001786	369.0	$ -	$ -	$ -	$ -	$ -	$ -	$ -	$ -	$ -	$ -	$ -	$ -	$ -	$ -	$ -	$ -
3444	T660001787	367.1	$ -	$ -	$ -	$ -	$ -	$ -	$ -	$ -	$ -	$ -	$ -	$ -	$ -	$ -	$ -	$ -
3445	T660001787	368.0	$ -	$ -	$ -	$ -	$ -	$ -	$ -	$ -	$ -	$ -	$ -	$ -	$ -	$ -	$ -	$ -
3446	T660001787	369.0	$ -	$ -	$ -	$ -	$ -	$ -	$ -	$ -	$ -	$ -	$ -	$ -	$ -	$ -	$ -	$ -
3447	T660001788	367.1	$ -	$ -	$ -	$ -	$ -	$ -	$ -	$ -	$ -	$ -	$ -	$ -	$ -	$ -	$ -	$ -
3448	T660001788	368.0	$ -	$ -	$ -	$ -	$ -	$ -	$ -	$ -	$ -	$ -	$ -	$ -	$ -	$ -	$ -	$ -
3449	T660001788	369.0	$ -	$ -	$ -	$ -	$ -	$ -	$ -	$ -	$ -	$ -	$ -	$ -	$ -	$ -	$ -	$ -
3450	610001789	376.1	$ -	$ -	$ -	$ -	$ -	$ -	$ -	$ -	$ -	$ -	$ -	$ -	$ -	$ -	$ -	$ -
3451	610001789	376.2	$ -	$ -	$ -	$ -	$ -	$ -	$ -	$ -	$ -	$ -	$ -	$ -	$ -	$ -	$ -	$ -
3452	610001789	376.4	$ -	$ -	$ -	$ -	$ -	$ -	$ -	$ -	$ -	$ -	$ -	$ -	$ -	$ -	$ -	$ -
3453	610001789	380.0	$ -	$ -	$ -	$ -	$ -	$ -	$ -	$ -	$ -	$ -	$ -	$ -	$ -	$ -	$ -	$ -
3454	610001790	376.1	$ -	$ -	$ -	$ -	$ -	$ -	$ -	$ -	$ -	$ -	$ -	$ -	$ -	$ -	$ -	$ -
3455	610001790	376.2	$ -	$ -	$ -	$ -	$ -	$ -	$ -	$ -	$ -	$ -	$ -	$ -	$ -	$ -	$ -	$ -
3456	610001790	376.4	$ -	$ -	$ -	$ -	$ -	$ -	$ -	$ -	$ -	$ -	$ -	$ -	$ -	$ -	$ -	$ -
3457	610001790	380.0	$ -	$ -	$ -	$ -	$ -	$ -	$ -	$ -	$ -	$ -	$ -	$ -	$ -	$ -	$ -	$ -
3458	610001791	376.1	$ -	$ -	$ -	$ -	$ -	$ -	$ -	$ -	$ -	$ -	$ -	$ -	$ -	$ -	$ -	$ -
3459	610001791	376.2	$ -	$ -	$ -	$ -	$ -	$ -	$ -	$ -	$ -	$ -	$ -	$ -	$ -	$ -	$ -	$ -
3460	610001791	376.4	$ -	$ -	$ -	$ -	$ -	$ -	$ -	$ -	$ -	$ -	$ -	$ -	$ -	$ -	$ -	$ -
3461	610001791	380.0	$ -	$ -	$ -	$ -	$ -	$ -	$ -	$ -	$ -	$ -	$ -	$ -	$ -	$ -	$ -	$ -
3462	T660001792	367.1	$ -	$ -	$ -	$ -	$ -	$ -	$ -	$ -	$ -	$ -	$ -	$ -	$ -	$ -	$ -	$ -
3463	T660001792	368.0	$ -	$ -	$ -	$ -	$ -	$ -	$ -	$ -	$ -	$ -	$ -	$ -	$ -	$ -	$ -	$ -
3464	T660001792	369.0	$ -	$ -	$ -	$ -	$ -	$ -	$ -	$ -	$ -	$ -	$ -	$ -	$ -	$ -	$ -	$ -
3465	610001793	376.1	$ -	$ -	$ -	$ -	$ -	$ -	$ -	$ -	$ -	$ -	$ -	$ -	$ -	$ -	$ -	$ -
3466	610001793	376.2	$ -	$ -	$ -	$ -	$ -	$ -	$ -	$ -	$ -	$ -	$ -	$ -	$ -	$ -	$ -	$ -
3467	610001793	376.4	$ -	$ -	$ -	$ -	$ -	$ -	$ -	$ -	$ -	$ -	$ -	$ -	$ -	$ -	$ -	$ -
3468	610001793	380.0	$ -	$ -	$ -	$ -	$ -	$ -	$ -	$ -	$ -	$ -	$ -	$ -	$ -	$ -	$ -	$ -
3469	T660001794	367.1	$ -	$ -	$ -	$ -	$ -	$ -	$ -	$ -	$ -	$ -	$ -	$ -	$ -	$ -	$ -	$ -
3470	T660001794	368.0	$ -	$ -	$ -	$ -	$ -	$ -	$ -	$ -	$ -	$ -	$ -	$ -	$ -	$ -	$ -	$ -
3471	T660001794	369.0	$ -	$ -	$ -	$ -	$ -	$ -	$ -	$ -	$ -	$ -	$ -	$ -	$ -	$ -	$ -	$ -
3472	T660001795	367.1	$ -	$ -	$ -	$ -	$ -	$ -	$ -	$ -	$ -	$ -	$ -	$ -	$ -	$ -	$ -	$ -
3473	T660001795	368.0	$ -	$ -	$ -	$ -	$ -	$ -	$ -	$ -	$ -	$ -	$ -	$ -	$ -	$ -	$ -	$ -
3474	T660001795	369.0	$ -	$ -	$ -	$ -	$ -	$ -	$ -	$ -	$ -	$ -	$ -	$ -	$ -	$ -	$ -	$ -
3475	611001796	376.1	$ -	$ -	$ -	$ -	$ -	$ -	$ -	$ -	$ -	$ -	$ -	$ -	$ -	$ -	$ -	$ -
3476	611001796	376.2	$ -	$ -	$ -	$ -	$ -	$ -	$ -	$ -	$ -	$ -	$ -	$ -	$ -	$ -	$ -	$ -
3477	611001796	376.4	$ -	$ -	$ -	$ -	$ -	$ -	$ -	$ -	$ -	$ -	$ -	$ -	$ -	$ -	$ -	$ -
3478	611001796	380.0	$ -	$ -	$ -	$ -	$ -	$ -	$ -	$ -	$ -	$ -	$ -	$ -	$ -	$ -	$ -	$ -
3479	T601001797	367.1	$ -	$ -	$ -	$ -	$ -	$ -	$ -	$ -	$ -	$ -	$ -	$ -	$ -	$ -	$ -	$ -
3480	T601001797	368.0	$ -	$ -	$ -	$ -	$ -	$ -	$ -	$ -	$ -	$ -	$ -	$ -	$ -	$ -	$ -	$ -
3481	T601001797	369.0	$ -	$ -	$ -	$ -	$ -	$ -	$ -	$ -	$ -	$ -	$ -	$ -	$ -	$ -	$ -	$ -
3482	610001798	376.1	$ -	$ -	$ -	$ -	$ -	$ -	$ -	$ -	$ -	$ -	$ -	$ -	$ -	$ -	$ -	$ -
3483	610001798	376.2	$ -	$ -	$ -	$ -	$ -	$ -	$ -	$ -	$ -	$ -	$ -	$ -	$ -	$ -	$ -	$ -
3484	610001798	376.4	$ -	$ -	$ -	$ -	$ -	$ -	$ -	$ -	$ -	$ -	$ -	$ -	$ -	$ -	$ -	$ -
3485	610001798	380.0	$ -	$ -	$ -	$ -	$ -	$ -	$ -	$ -	$ -	$ -	$ -	$ -	$ -	$ -	$ -	$ -
3486	T680001799	367.1	$ -	$ -	$ -	$ -	$ -	$ -	$ -	$ -	$ -	$ -	$ -	$ -	$ -	$ -	$ -	$ -
3487	T680001799	368.0	$ -	$ -	$ -	$ -	$ -	$ -	$ -	$ -	$ -	$ -	$ -	$ -	$ -	$ -	$ -	$ -

Sponsored by NMGC Witness Erik C. Buchanan

NEW MEXICO GAS COMPANY, INC.

Depreciation Activity
Base Period - 12 Months Ending March 31, 2023
Future Test Year - 12 Months Ending September 30, 2025

	A	B	S	T	U	V	W	X	Y	Z	AA	AB	AC	AD	AE	AF
1																
2			Activity	Activity	Activity	Activity	Activity	Activity	Activity	Activity	Activity	Activity	Activity	Activity	Activity	Activity
3	Investment Number / Beginning Balance	FERC Account	8/31/2024	9/30/2024	10/31/2024	11/30/2024	12/31/2024	1/31/2025	2/28/2025	3/31/2025	4/30/2025	5/31/2025	6/30/2025	7/31/2025	8/31/2025	9/30/2025
3436	T660001783	367.1	$ -	$ -	$ -	$ -	$ -	$ -	$ -	$ -	$ -	$ -	$ -	$ 76	$ 76	$ 76
3437	T660001783	368.0	$ -	$ -	$ -	$ -	$ -	$ -	$ -	$ -	$ -	$ -	$ -	$ 15	$ 15	$ 15
3438	T660001783	369.0	$ -	$ -	$ -	$ -	$ -	$ -	$ -	$ -	$ -	$ -	$ -	$ 30	$ 30	$ 30
3439	T610001784	394.0	$ -	$ -	$ -	$ -	$ -	$ -	$ -	$ -	$ -	$ -	$ -	$ -	$ -	$ -
3440	T610001785	394.0	$ -	$ -	$ -	$ -	$ -	$ -	$ -	$ -	$ -	$ -	$ -	$ -	$ -	$ -
3441	T610001786	367.1	$ -	$ -	$ -	$ -	$ -	$ -	$ -	$ -	$ -	$ -	$ -	$ -	$ -	$ -
3442	T610001786	368.0	$ -	$ -	$ -	$ -	$ -	$ -	$ -	$ -	$ -	$ -	$ -	$ -	$ -	$ -
3443	T610001786	369.0	$ -	$ -	$ -	$ -	$ -	$ -	$ -	$ -	$ -	$ -	$ -	$ -	$ -	$ -
3444	T660001787	367.1	$ -	$ -	$ -	$ -	$ -	$ -	$ -	$ -	$ -	$ -	$ -	$ -	$ -	$ -
3445	T660001787	368.0	$ -	$ -	$ -	$ -	$ -	$ -	$ -	$ -	$ -	$ -	$ -	$ -	$ -	$ -
3446	T660001787	369.0	$ -	$ -	$ -	$ -	$ -	$ -	$ -	$ -	$ -	$ -	$ -	$ -	$ -	$ -
3447	T660001788	367.1	$ -	$ -	$ -	$ -	$ -	$ -	$ -	$ -	$ -	$ 76	$ 76	$ 76	$ 76	$ 76
3448	T660001788	368.0	$ -	$ -	$ -	$ -	$ -	$ -	$ -	$ -	$ -	$ 15	$ 15	$ 15	$ 15	$ 15
3449	T660001788	369.0	$ -	$ -	$ -	$ -	$ -	$ -	$ -	$ -	$ -	$ 30	$ 30	$ 30	$ 30	$ 30
3450	610001789	376.1	$ -	$ -	$ -	$ -	$ -	$ -	$ -	$ -	$ -	$ -	$ -	$ -	$ -	$ -
3451	610001789	376.2	$ -	$ -	$ -	$ -	$ -	$ -	$ -	$ -	$ -	$ -	$ -	$ -	$ -	$ -
3452	610001789	376.4	$ -	$ -	$ -	$ -	$ -	$ -	$ -	$ -	$ -	$ -	$ -	$ -	$ -	$ -
3453	610001789	380.0	$ -	$ -	$ -	$ -	$ -	$ -	$ -	$ -	$ -	$ -	$ -	$ -	$ -	$ -
3454	610001790	376.1	$ -	$ -	$ -	$ -	$ -	$ -	$ -	$ -	$ -	$ -	$ -	$ -	$ -	$ -
3455	610001790	376.2	$ -	$ -	$ -	$ -	$ -	$ -	$ -	$ -	$ -	$ -	$ -	$ -	$ -	$ -
3456	610001790	376.4	$ -	$ -	$ -	$ -	$ -	$ -	$ -	$ -	$ -	$ -	$ -	$ -	$ -	$ -
3457	610001790	380.0	$ -	$ -	$ -	$ -	$ -	$ -	$ -	$ -	$ -	$ -	$ -	$ -	$ -	$ -
3458	610001791	376.1	$ -	$ -	$ -	$ -	$ -	$ -	$ -	$ -	$ -	$ -	$ -	$ -	$ -	$ -
3459	610001791	376.2	$ -	$ -	$ -	$ -	$ -	$ -	$ -	$ -	$ -	$ -	$ -	$ -	$ -	$ -
3460	610001791	376.4	$ -	$ -	$ -	$ -	$ -	$ -	$ -	$ -	$ -	$ -	$ -	$ -	$ -	$ -
3461	610001791	380.0	$ -	$ -	$ -	$ -	$ -	$ -	$ -	$ -	$ -	$ -	$ -	$ -	$ -	$ -
3462	T660001792	367.1	$ -	$ -	$ -	$ -	$ -	$ -	$ -	$ -	$ -	$ -	$ -	$ -	$ -	$ -
3463	T660001792	368.0	$ -	$ -	$ -	$ -	$ -	$ -	$ -	$ -	$ -	$ -	$ -	$ -	$ -	$ -
3464	T660001792	369.0	$ -	$ -	$ -	$ -	$ -	$ -	$ -	$ -	$ -	$ -	$ -	$ -	$ -	$ -
3465	610001793	376.1	$ -	$ -	$ -	$ -	$ -	$ -	$ -	$ -	$ -	$ -	$ -	$ -	$ -	$ -
3466	610001793	376.2	$ -	$ -	$ -	$ -	$ -	$ -	$ -	$ -	$ -	$ -	$ -	$ -	$ -	$ -
3467	610001793	376.4	$ -	$ -	$ -	$ -	$ -	$ -	$ -	$ -	$ -	$ -	$ -	$ -	$ -	$ -
3468	610001793	380.0	$ -	$ -	$ -	$ -	$ -	$ -	$ -	$ -	$ -	$ -	$ -	$ -	$ -	$ -
3469	T660001794	367.1	$ -	$ -	$ -	$ -	$ -	$ -	$ -	$ -	$ -	$ -	$ -	$ -	$ -	$ -
3470	T660001794	368.0	$ -	$ -	$ -	$ -	$ -	$ -	$ -	$ -	$ -	$ -	$ -	$ -	$ -	$ -
3471	T660001794	369.0	$ -	$ -	$ -	$ -	$ -	$ -	$ -	$ -	$ -	$ -	$ -	$ -	$ -	$ -
3472	T660001795	367.1	$ -	$ -	$ -	$ -	$ -	$ -	$ -	$ -	$ -	$ -	$ -	$ -	$ 76	$ 76
3473	T660001795	368.0	$ -	$ -	$ -	$ -	$ -	$ -	$ -	$ -	$ -	$ -	$ -	$ -	$ 15	$ 15
3474	T660001795	369.0	$ -	$ -	$ -	$ -	$ -	$ -	$ -	$ -	$ -	$ -	$ -	$ -	$ 30	$ 30
3475	611001796	376.1	$ -	$ -	$ -	$ -	$ -	$ -	$ -	$ -	$ -	$ -	$ -	$ -	$ -	$ -
3476	611001796	376.2	$ -	$ -	$ -	$ -	$ -	$ -	$ -	$ -	$ -	$ -	$ -	$ -	$ -	$ -
3477	611001796	376.4	$ -	$ -	$ -	$ -	$ -	$ -	$ -	$ -	$ -	$ -	$ -	$ -	$ -	$ -
3478	611001796	380.0	$ -	$ -	$ -	$ -	$ -	$ -	$ -	$ -	$ -	$ -	$ -	$ -	$ -	$ -
3479	T601001797	367.1	$ -	$ -	$ -	$ -	$ -	$ -	$ -	$ -	$ -	$ -	$ -	$ -	$ -	$ -
3480	T601001797	368.0	$ -	$ -	$ -	$ -	$ -	$ -	$ -	$ -	$ -	$ -	$ -	$ -	$ -	$ -
3481	T601001797	369.0	$ -	$ -	$ -	$ -	$ -	$ -	$ -	$ -	$ -	$ -	$ -	$ -	$ -	$ -
3482	610001798	376.1	$ -	$ -	$ -	$ -	$ -	$ -	$ -	$ -	$ -	$ -	$ -	$ -	$ -	$ -
3483	610001798	376.2	$ -	$ -	$ -	$ -	$ -	$ -	$ -	$ -	$ -	$ -	$ -	$ -	$ -	$ -
3484	610001798	376.4	$ -	$ -	$ -	$ -	$ -	$ -	$ -	$ -	$ -	$ -	$ -	$ -	$ -	$ -
3485	610001798	380.0	$ -	$ -	$ -	$ -	$ -	$ -	$ -	$ -	$ -	$ -	$ -	$ -	$ -	$ -
3486	T680001799	367.1	$ -	$ -	$ -	$ -	$ -	$ -	$ -	$ -	$ -	$ -	$ -	$ -	$ -	$ -
3487	T680001799	368.0	$ -	$ -	$ -	$ -	$ -	$ -	$ -	$ -	$ -	$ -	$ -	$ -	$ -	$ -

Sponsored by NMGC Witness Erik C. Buchanan

NEW MEXICO GAS COMPANY, INC.

Depreciation Activity
Base Period - 12 Months Ending March 31, 2023
Future Test Year - 12 Months Ending September 30, 2025

	A	B	C	D	E	F	G	H	I	J	K	L	M	N	O	P	Q	R
1																		
2			Activity	Activity	Activity	Activity	Activity	Activity	Activity	Activity	Activity	Activity	Activity	Activity	Activity	Activity	Activity	Activity
3	Investment Number / Beginning Balance	FERC Account	4/30/2023	5/31/2023	6/30/2023	7/31/2023	8/31/2023	9/30/2023	10/31/2023	11/30/2023	12/31/2023	1/31/2024	2/29/2024	3/31/2024	4/30/2024	5/31/2024	6/30/2024	7/31/2024
3488	T680001799	369.0	$ -	$ -	$ -	$ -	$ -	$ -	$ -	$ -	$ -	$ -	$ -	$ -	$ -	$ -	$ -	$ -
3489	T621001800	367.1	$ -	$ -	$ -	$ -	$ -	$ -	$ -	$ -	$ -	$ -	$ -	$ -	$ -	$ -	$ -	$ -
3490	T621001800	368.0	$ -	$ -	$ -	$ -	$ -	$ -	$ -	$ -	$ -	$ -	$ -	$ -	$ -	$ -	$ -	$ -
3491	T621001800	369.0	$ -	$ -	$ -	$ -	$ -	$ -	$ -	$ -	$ -	$ -	$ -	$ -	$ -	$ -	$ -	$ -
3492	T610001801	367.1	$ -	$ -	$ -	$ -	$ -	$ -	$ -	$ -	$ -	$ -	$ -	$ -	$ -	$ -	$ -	$ -
3493	T610001801	368.0	$ -	$ -	$ -	$ -	$ -	$ -	$ -	$ -	$ -	$ -	$ -	$ -	$ -	$ -	$ -	$ -
3494	T610001801	369.0	$ -	$ -	$ -	$ -	$ -	$ -	$ -	$ -	$ -	$ -	$ -	$ -	$ -	$ -	$ -	$ -
3495	T610001802	367.1	$ -	$ -	$ -	$ -	$ -	$ -	$ -	$ -	$ -	$ -	$ -	$ -	$ -	$ -	$ -	$ -
3496	T610001802	368.0	$ -	$ -	$ -	$ -	$ -	$ -	$ -	$ -	$ -	$ -	$ -	$ -	$ -	$ -	$ -	$ -
3497	T610001802	369.0	$ -	$ -	$ -	$ -	$ -	$ -	$ -	$ -	$ -	$ -	$ -	$ -	$ -	$ -	$ -	$ -
3498	T610001803	367.1	$ -	$ -	$ -	$ -	$ -	$ -	$ -	$ -	$ -	$ -	$ -	$ -	$ -	$ -	$ -	$ -
3499	T610001803	368.0	$ -	$ -	$ -	$ -	$ -	$ -	$ -	$ -	$ -	$ -	$ -	$ -	$ -	$ -	$ -	$ -
3500	T610001803	369.0	$ -	$ -	$ -	$ -	$ -	$ -	$ -	$ -	$ -	$ -	$ -	$ -	$ -	$ -	$ -	$ -
3501	610001804	376.1	$ -	$ -	$ -	$ -	$ -	$ -	$ -	$ -	$ -	$ -	$ -	$ -	$ -	$ -	$ -	$ 95
3502	610001804	376.2	$ -	$ -	$ -	$ -	$ -	$ -	$ -	$ -	$ -	$ -	$ -	$ -	$ -	$ -	$ -	$ 642
3503	610001804	376.4	$ -	$ -	$ -	$ -	$ -	$ -	$ -	$ -	$ -	$ -	$ -	$ -	$ -	$ -	$ -	$ 81
3504	610001804	380.0	$ -	$ -	$ -	$ -	$ -	$ -	$ -	$ -	$ -	$ -	$ -	$ -	$ -	$ -	$ -	$ 131
3505	621001805	376.1	$ -	$ -	$ -	$ -	$ -	$ -	$ -	$ -	$ -	$ -	$ -	$ -	$ -	$ -	$ -	$ -
3506	621001805	376.2	$ -	$ -	$ -	$ -	$ -	$ -	$ -	$ -	$ -	$ -	$ -	$ -	$ -	$ -	$ -	$ -
3507	621001805	376.4	$ -	$ -	$ -	$ -	$ -	$ -	$ -	$ -	$ -	$ -	$ -	$ -	$ -	$ -	$ -	$ -
3508	621001805	380.0	$ -	$ -	$ -	$ -	$ -	$ -	$ -	$ -	$ -	$ -	$ -	$ -	$ -	$ -	$ -	$ -
3509	610001806	376.1	$ -	$ -	$ -	$ -	$ -	$ -	$ -	$ -	$ -	$ -	$ -	$ -	$ -	$ -	$ -	$ -
3510	610001806	376.2	$ -	$ -	$ -	$ -	$ -	$ -	$ -	$ -	$ -	$ -	$ -	$ -	$ -	$ -	$ -	$ -
3511	610001806	376.4	$ -	$ -	$ -	$ -	$ -	$ -	$ -	$ -	$ -	$ -	$ -	$ -	$ -	$ -	$ -	$ -
3512	610001806	380.0	$ -	$ -	$ -	$ -	$ -	$ -	$ -	$ -	$ -	$ -	$ -	$ -	$ -	$ -	$ -	$ -
3513	610001807	376.1	$ -	$ -	$ -	$ -	$ -	$ -	$ -	$ -	$ -	$ -	$ -	$ -	$ -	$ -	$ -	$ -
3514	610001807	376.2	$ -	$ -	$ -	$ -	$ -	$ -	$ -	$ -	$ -	$ -	$ -	$ -	$ -	$ -	$ -	$ -
3515	610001807	376.4	$ -	$ -	$ -	$ -	$ -	$ -	$ -	$ -	$ -	$ -	$ -	$ -	$ -	$ -	$ -	$ -
3516	610001807	380.0	$ -	$ -	$ -	$ -	$ -	$ -	$ -	$ -	$ -	$ -	$ -	$ -	$ -	$ -	$ -	$ -
3517	610001808	376.1	$ -	$ -	$ -	$ -	$ -	$ -	$ -	$ -	$ -	$ -	$ -	$ -	$ -	$ -	$ -	$ -
3518	610001808	376.2	$ -	$ -	$ -	$ -	$ -	$ -	$ -	$ -	$ -	$ -	$ -	$ -	$ -	$ -	$ -	$ -
3519	610001808	376.4	$ -	$ -	$ -	$ -	$ -	$ -	$ -	$ -	$ -	$ -	$ -	$ -	$ -	$ -	$ -	$ -
3520	610001808	380.0	$ -	$ -	$ -	$ -	$ -	$ -	$ -	$ -	$ -	$ -	$ -	$ -	$ -	$ -	$ -	$ -
3521	T621001809	368.0	$ -	$ -	$ -	$ -	$ -	$ -	$ -	$ -	$ -	$ -	$ -	$ -	$ -	$ -	$ -	$ -
3522	T621001809	369.0	$ -	$ -	$ -	$ -	$ -	$ -	$ -	$ -	$ -	$ -	$ -	$ -	$ -	$ -	$ -	$ -
3523	T680001810	367.1	$ -	$ -	$ -	$ -	$ -	$ -	$ -	$ -	$ -	$ -	$ -	$ -	$ -	$ -	$ -	$ -
3524	T680001810	368.0	$ -	$ -	$ -	$ -	$ -	$ -	$ -	$ -	$ -	$ -	$ -	$ -	$ -	$ -	$ -	$ -
3525	T680001810	369.0	$ -	$ -	$ -	$ -	$ -	$ -	$ -	$ -	$ -	$ -	$ -	$ -	$ -	$ -	$ -	$ -
3526	621001811	376.1	$ -	$ -	$ -	$ -	$ -	$ -	$ -	$ -	$ -	$ -	$ -	$ -	$ -	$ -	$ -	$ -
3527	621001811	376.2	$ -	$ -	$ -	$ -	$ -	$ -	$ -	$ -	$ -	$ -	$ -	$ -	$ -	$ -	$ -	$ -
3528	621001811	376.4	$ -	$ -	$ -	$ -	$ -	$ -	$ -	$ -	$ -	$ -	$ -	$ -	$ -	$ -	$ -	$ -
3529	621001811	380.0	$ -	$ -	$ -	$ -	$ -	$ -	$ -	$ -	$ -	$ -	$ -	$ -	$ -	$ -	$ -	$ -
3530	610001812	376.1	$ -	$ -	$ -	$ -	$ -	$ -	$ -	$ -	$ -	$ -	$ -	$ -	$ -	$ -	$ -	$ -
3531	610001812	376.2	$ -	$ -	$ -	$ -	$ -	$ -	$ -	$ -	$ -	$ -	$ -	$ -	$ -	$ -	$ -	$ -
3532	610001812	376.4	$ -	$ -	$ -	$ -	$ -	$ -	$ -	$ -	$ -	$ -	$ -	$ -	$ -	$ -	$ -	$ -
3533	610001812	380.0	$ -	$ -	$ -	$ -	$ -	$ -	$ -	$ -	$ -	$ -	$ -	$ -	$ -	$ -	$ -	$ -
3534	610001813	376.1	$ -	$ -	$ -	$ -	$ -	$ -	$ -	$ -	$ -	$ -	$ -	$ -	$ -	$ 21	$ 21	$ 21
3535	610001813	376.2	$ -	$ -	$ -	$ -	$ -	$ -	$ -	$ -	$ -	$ -	$ -	$ -	$ -	$ 143	$ 143	$ 143
3536	610001813	376.4	$ -	$ -	$ -	$ -	$ -	$ -	$ -	$ -	$ -	$ -	$ -	$ -	$ -	$ 18	$ 18	$ 18
3537	610001813	380.0	$ -	$ -	$ -	$ -	$ -	$ -	$ -	$ -	$ -	$ -	$ -	$ -	$ -	$ 29	$ 29	$ 29
3538	T624001814	367.1	$ -	$ -	$ -	$ -	$ -	$ -	$ -	$ -	$ -	$ -	$ -	$ -	$ -	$ -	$ -	$ -
3539	T624001814	368.0	$ -	$ -	$ -	$ -	$ -	$ -	$ -	$ -	$ -	$ -	$ -	$ -	$ -	$ -	$ -	$ -

Sponsored by NMGC Witness Erik C. Buchanan

WP Plant 4 Deprec Activity

NEW MEXICO GAS COMPANY, INC.

Depreciation Activity
Base Period - 12 Months Ending March 31, 2023
Future Test Year - 12 Months Ending September 30, 2025

	A	B	S	T	U	V	W	X	Y	Z	AA	AB	AC	AD	AE	AF
1																
2			Activity	Activity	Activity	Activity	Activity	Activity	Activity	Activity	Activity	Activity	Activity	Activity	Activity	Activity
3	Investment Number / Beginning Balance	FERC Account	8/31/2024	9/30/2024	10/31/2024	11/30/2024	12/31/2024	1/31/2025	2/28/2025	3/31/2025	4/30/2025	5/31/2025	6/30/2025	7/31/2025	8/31/2025	9/30/2025
3488	T680001799	369.0	$ -	$ -	$ -	$ -	$ -	$ -	$ -	$ -	$ -	$ -	$ -	$ -	$ -	$ -
3489	T621001800	367.1	$ -	$ -	$ -	$ -	$ -	$ -	$ -	$ -	$ -	$ -	$ -	$ -	$ -	$ -
3490	T621001800	368.0	$ -	$ -	$ -	$ -	$ -	$ -	$ -	$ -	$ -	$ -	$ -	$ -	$ -	$ -
3491	T621001800	369.0	$ -	$ -	$ -	$ -	$ -	$ -	$ -	$ -	$ -	$ -	$ -	$ -	$ -	$ -
3492	T610001801	367.1	$ -	$ -	$ -	$ -	$ -	$ -	$ -	$ -	$ -	$ -	$ -	$ -	$ -	$ -
3493	T610001801	368.0	$ -	$ -	$ -	$ -	$ -	$ -	$ -	$ -	$ -	$ -	$ -	$ -	$ -	$ -
3494	T610001801	369.0	$ -	$ -	$ -	$ -	$ -	$ -	$ -	$ -	$ -	$ -	$ -	$ -	$ -	$ -
3495	T610001802	367.1	$ -	$ -	$ -	$ -	$ -	$ -	$ -	$ -	$ -	$ -	$ -	$ -	$ -	$ -
3496	T610001802	368.0	$ -	$ -	$ -	$ -	$ -	$ -	$ -	$ -	$ -	$ -	$ -	$ -	$ -	$ -
3497	T610001802	369.0	$ -	$ -	$ -	$ -	$ -	$ -	$ -	$ -	$ -	$ -	$ -	$ -	$ -	$ -
3498	T610001803	367.1	$ -	$ -	$ -	$ -	$ -	$ -	$ -	$ -	$ -	$ -	$ -	$ -	$ -	$ -
3499	T610001803	368.0	$ -	$ -	$ -	$ -	$ -	$ -	$ -	$ -	$ -	$ -	$ -	$ -	$ -	$ -
3500	T610001803	369.0	$ -	$ -	$ -	$ -	$ -	$ -	$ -	$ -	$ -	$ -	$ -	$ -	$ -	$ -
3501	610001804	376.1	$ 95	$ 95	$ 193	$ 193	$ 193	$ 286	$ 286	$ 286	$ 286	$ 286	$ 286	$ 286	$ 286	$ 286
3502	610001804	376.2	$ 642	$ 642	$ 1,302	$ 1,302	$ 1,302	$ 1,926	$ 1,926	$ 1,926	$ 1,926	$ 1,926	$ 1,926	$ 1,926	$ 1,926	$ 1,926
3503	610001804	376.4	$ 81	$ 81	$ 165	$ 165	$ 165	$ 244	$ 244	$ 244	$ 244	$ 244	$ 244	$ 244	$ 244	$ 244
3504	610001804	380.0	$ 131	$ 131	$ 266	$ 266	$ 266	$ 393	$ 393	$ 393	$ 393	$ 393	$ 393	$ 393	$ 393	$ 393
3505	621001805	376.1	$ -	$ -	$ -	$ -	$ -	$ -	$ -	$ -	$ -	$ -	$ -	$ -	$ -	$ -
3506	621001805	376.2	$ -	$ -	$ -	$ -	$ -	$ -	$ -	$ -	$ -	$ -	$ -	$ -	$ -	$ -
3507	621001805	376.4	$ -	$ -	$ -	$ -	$ -	$ -	$ -	$ -	$ -	$ -	$ -	$ -	$ -	$ -
3508	621001805	380.0	$ -	$ -	$ -	$ -	$ -	$ -	$ -	$ -	$ -	$ -	$ -	$ -	$ -	$ -
3509	610001806	376.1	$ -	$ -	$ -	$ -	$ -	$ -	$ -	$ -	$ -	$ -	$ -	$ 64	$ 64	$ 64
3510	610001806	376.2	$ -	$ -	$ -	$ -	$ -	$ -	$ -	$ -	$ -	$ -	$ -	$ 433	$ 433	$ 433
3511	610001806	376.4	$ -	$ -	$ -	$ -	$ -	$ -	$ -	$ -	$ -	$ -	$ -	$ 55	$ 55	$ 55
3512	610001806	380.0	$ -	$ -	$ -	$ -	$ -	$ -	$ -	$ -	$ -	$ -	$ -	$ 88	$ 88	$ 88
3513	610001807	376.1	$ -	$ -	$ -	$ -	$ -	$ -	$ -	$ -	$ -	$ -	$ -	$ -	$ -	$ -
3514	610001807	376.2	$ -	$ -	$ -	$ -	$ -	$ -	$ -	$ -	$ -	$ -	$ -	$ -	$ -	$ -
3515	610001807	376.4	$ -	$ -	$ -	$ -	$ -	$ -	$ -	$ -	$ -	$ -	$ -	$ -	$ -	$ -
3516	610001807	380.0	$ -	$ -	$ -	$ -	$ -	$ -	$ -	$ -	$ -	$ -	$ -	$ -	$ -	$ -
3517	610001808	376.1	$ -	$ -	$ -	$ -	$ -	$ -	$ -	$ -	$ -	$ -	$ -	$ -	$ -	$ -
3518	610001808	376.2	$ -	$ -	$ -	$ -	$ -	$ -	$ -	$ -	$ -	$ -	$ -	$ -	$ -	$ -
3519	610001808	376.4	$ -	$ -	$ -	$ -	$ -	$ -	$ -	$ -	$ -	$ -	$ -	$ -	$ -	$ -
3520	610001808	380.0	$ -	$ -	$ -	$ -	$ -	$ -	$ -	$ -	$ -	$ -	$ -	$ -	$ -	$ -
3521	T621001809	368.0	$ -	$ -	$ -	$ -	$ -	$ -	$ -	$ -	$ -	$ -	$ -	$ -	$ -	$ -
3522	T621001809	369.0	$ -	$ -	$ -	$ -	$ -	$ -	$ -	$ -	$ -	$ -	$ -	$ -	$ -	$ -
3523	T680001810	367.1	$ -	$ -	$ -	$ -	$ -	$ -	$ -	$ -	$ -	$ -	$ -	$ -	$ -	$ -
3524	T680001810	368.0	$ -	$ -	$ -	$ -	$ -	$ -	$ -	$ -	$ -	$ -	$ -	$ -	$ -	$ -
3525	T680001810	369.0	$ -	$ -	$ -	$ -	$ -	$ -	$ -	$ -	$ -	$ -	$ -	$ -	$ -	$ -
3526	621001811	376.1	$ -	$ -	$ -	$ -	$ -	$ -	$ -	$ -	$ -	$ -	$ -	$ -	$ -	$ -
3527	621001811	376.2	$ -	$ -	$ -	$ -	$ -	$ -	$ -	$ -	$ -	$ -	$ -	$ -	$ -	$ -
3528	621001811	376.4	$ -	$ -	$ -	$ -	$ -	$ -	$ -	$ -	$ -	$ -	$ -	$ -	$ -	$ -
3529	621001811	380.0	$ -	$ -	$ -	$ -	$ -	$ -	$ -	$ -	$ -	$ -	$ -	$ -	$ -	$ -
3530	610001812	376.1	$ -	$ -	$ -	$ -	$ -	$ -	$ -	$ -	$ -	$ -	$ -	$ -	$ -	$ -
3531	610001812	376.2	$ -	$ -	$ -	$ -	$ -	$ -	$ -	$ -	$ -	$ -	$ -	$ -	$ -	$ -
3532	610001812	376.4	$ -	$ -	$ -	$ -	$ -	$ -	$ -	$ -	$ -	$ -	$ -	$ -	$ -	$ -
3533	610001812	380.0	$ -	$ -	$ -	$ -	$ -	$ -	$ -	$ -	$ -	$ -	$ -	$ -	$ -	$ -
3534	610001813	376.1	$ 21	$ 21	$ 21	$ 21	$ 21	$ 21	$ 21	$ 21	$ 21	$ 21	$ 21	$ 21	$ 21	$ 21
3535	610001813	376.2	$ 143	$ 143	$ 143	$ 143	$ 143	$ 143	$ 143	$ 143	$ 143	$ 143	$ 143	$ 143	$ 143	$ 143
3536	610001813	376.4	$ 18	$ 18	$ 18	$ 18	$ 18	$ 18	$ 18	$ 18	$ 18	$ 18	$ 18	$ 18	$ 18	$ 18
3537	610001813	380.0	$ 29	$ 29	$ 29	$ 29	$ 29	$ 29	$ 29	$ 29	$ 29	$ 29	$ 29	$ 29	$ 29	$ 29
3538	T624001814	367.1	$ -	$ -	$ -	$ -	$ -	$ -	$ -	$ -	$ -	$ -	$ -	$ -	$ -	$ -
3539	T624001814	368.0	$ -	$ -	$ -	$ -	$ -	$ -	$ -	$ -	$ -	$ -	$ -	$ -	$ -	$ -

Sponsored by NMGC Witness Erik C. Buchanan

NEW MEXICO GAS COMPANY, INC.

Depreciation Activity
Base Period - 12 Months Ending March 31, 2023
Future Test Year - 12 Months Ending September 30, 2025

	A	B	C	D	E	F	G	H	I	J	K	L	M	N	O	P	Q	R
1																		
2			Activity	Activity	Activity	Activity	Activity	Activity	Activity	Activity	Activity	Activity	Activity	Activity	Activity	Activity	Activity	Activity
3	Investment Number / Beginning Balance	FERC Account	4/30/2023	5/31/2023	6/30/2023	7/31/2023	8/31/2023	9/30/2023	10/31/2023	11/30/2023	12/31/2023	1/31/2024	2/29/2024	3/31/2024	4/30/2024	5/31/2024	6/30/2024	7/31/2024
3540	T624001814	369.0	$ -	$ -	$ -	$ -	$ -	$ -	$ -	$ -	$ -	$ -	$ -	$ -	$ -	$ -	$ -	$ -
3541	601001815	303.3	$ -	$ -	$ -	$ -	$ -	$ -	$ -	$ -	$ -	$ -	$ -	$ -	$ -	$ -	$ -	$ -
3542	T601001816	367.1	$ -	$ -	$ -	$ -	$ -	$ -	$ -	$ -	$ -	$ -	$ -	$ -	$ -	$ -	$ -	$ -
3543	T601001816	368.0	$ -	$ -	$ -	$ -	$ -	$ -	$ -	$ -	$ -	$ -	$ -	$ -	$ -	$ -	$ -	$ -
3544	T601001816	369.0	$ -	$ -	$ -	$ -	$ -	$ -	$ -	$ -	$ -	$ -	$ -	$ -	$ -	$ -	$ -	$ -
3545	T660001817	367.1	$ -	$ -	$ -	$ -	$ -	$ -	$ -	$ -	$ -	$ -	$ -	$ -	$ -	$ -	$ -	$ -
3546	T660001817	368.0	$ -	$ -	$ -	$ -	$ -	$ -	$ -	$ -	$ -	$ -	$ -	$ -	$ -	$ -	$ -	$ -
3547	T660001817	369.0	$ -	$ -	$ -	$ -	$ -	$ -	$ -	$ -	$ -	$ -	$ -	$ -	$ -	$ -	$ -	$ -
3548	T601001818	367.1	$ -	$ -	$ -	$ -	$ -	$ -	$ -	$ -	$ -	$ -	$ -	$ -	$ -	$ -	$ -	$ -
3549	T601001818	368.0	$ -	$ -	$ -	$ -	$ -	$ -	$ -	$ -	$ -	$ -	$ -	$ -	$ -	$ -	$ -	$ -
3550	T601001818	369.0	$ -	$ -	$ -	$ -	$ -	$ -	$ -	$ -	$ -	$ -	$ -	$ -	$ -	$ -	$ -	$ -
3551	T624001819	369.0	$ -	$ -	$ -	$ -	$ -	$ -	$ -	$ -	$ -	$ -	$ -	$ -	$ -	$ -	$ -	$ -
3552	T601001820	367.1	$ -	$ -	$ -	$ -	$ -	$ -	$ -	$ -	$ -	$ -	$ -	$ -	$ -	$ -	$ -	$ -
3553	T601001820	368.0	$ -	$ -	$ -	$ -	$ -	$ -	$ -	$ -	$ -	$ -	$ -	$ -	$ -	$ -	$ -	$ -
3554	T601001820	369.0	$ -	$ -	$ -	$ -	$ -	$ -	$ -	$ -	$ -	$ -	$ -	$ -	$ -	$ -	$ -	$ -
3555	T601001821	394.0	$ -	$ -	$ -	$ 1,995	$ 1,995	$ 1,996	$ 1,996	$ 1,996	$ 1,996	$ 1,996	$ 1,996	$ 1,996	$ 1,996	$ 1,996	$ 1,996	$ 1,996
3556	T624001822	369.0	$ -	$ -	$ -	$ -	$ -	$ -	$ 173	$ 173	$ 173	$ 173	$ 173	$ 173	$ 173	$ 173	$ 173	$ 173
3557	601001823	390.0	$ -	$ -	$ -	$ -	$ -	$ -	$ -	$ -	$ -	$ -	$ -	$ -	$ -	$ -	$ -	$ -
3558	T601001824	367.1	$ -	$ -	$ -	$ -	$ -	$ -	$ -	$ -	$ -	$ -	$ -	$ -	$ -	$ -	$ -	$ -
3559	T601001824	368.0	$ -	$ -	$ -	$ -	$ -	$ -	$ -	$ -	$ -	$ -	$ -	$ -	$ -	$ -	$ -	$ -
3560	T601001824	369.0	$ -	$ -	$ -	$ -	$ -	$ -	$ -	$ -	$ -	$ -	$ -	$ -	$ -	$ -	$ -	$ -
3561	T610001825	367.1	$ -	$ -	$ -	$ -	$ -	$ -	$ -	$ -	$ -	$ -	$ -	$ -	$ -	$ -	$ -	$ 3,339
3562	T680001826	367.1	$ -	$ -	$ -	$ -	$ -	$ -	$ -	$ -	$ -	$ -	$ -	$ -	$ -	$ -	$ -	$ -
3563	T680001826	368.0	$ -	$ -	$ -	$ -	$ -	$ -	$ -	$ -	$ -	$ -	$ -	$ -	$ -	$ -	$ -	$ -
3564	T680001826	369.0	$ -	$ -	$ -	$ -	$ -	$ -	$ -	$ -	$ -	$ -	$ -	$ -	$ -	$ -	$ -	$ -
3565	T680001827	367.1	$ -	$ -	$ -	$ -	$ -	$ -	$ -	$ -	$ -	$ -	$ -	$ -	$ -	$ -	$ -	$ -
3566	T680001827	368.0	$ -	$ -	$ -	$ -	$ -	$ -	$ -	$ -	$ -	$ -	$ -	$ -	$ -	$ -	$ -	$ -
3567	T680001827	369.0	$ -	$ -	$ -	$ -	$ -	$ -	$ -	$ -	$ -	$ -	$ -	$ -	$ -	$ -	$ -	$ -
3568	610001828	376.1	$ -	$ -	$ -	$ -	$ -	$ -	$ -	$ -	$ -	$ -	$ -	$ -	$ -	$ -	$ -	$ -
3569	610001828	376.2	$ -	$ -	$ -	$ -	$ -	$ -	$ -	$ -	$ -	$ -	$ -	$ -	$ -	$ -	$ -	$ -
3570	610001828	376.4	$ -	$ -	$ -	$ -	$ -	$ -	$ -	$ -	$ -	$ -	$ -	$ -	$ -	$ -	$ -	$ -
3571	610001828	380.0	$ -	$ -	$ -	$ -	$ -	$ -	$ -	$ -	$ -	$ -	$ -	$ -	$ -	$ -	$ -	$ -
3572	T680001829	367.1	$ -	$ -	$ -	$ -	$ -	$ -	$ -	$ -	$ -	$ -	$ -	$ -	$ -	$ -	$ -	$ -
3573	T680001829	368.0	$ -	$ -	$ -	$ -	$ -	$ -	$ -	$ -	$ -	$ -	$ -	$ -	$ -	$ -	$ -	$ -
3574	T680001829	369.0	$ -	$ -	$ -	$ -	$ -	$ -	$ -	$ -	$ -	$ -	$ -	$ -	$ -	$ -	$ -	$ -
3575	T680001830	367.1	$ -	$ -	$ -	$ -	$ -	$ -	$ -	$ -	$ -	$ -	$ -	$ -	$ -	$ -	$ -	$ -
3576	T680001830	368.0	$ -	$ -	$ -	$ -	$ -	$ -	$ -	$ -	$ -	$ -	$ -	$ -	$ -	$ -	$ -	$ -
3577	T680001830	369.0	$ -	$ -	$ -	$ -	$ -	$ -	$ -	$ -	$ -	$ -	$ -	$ -	$ -	$ -	$ -	$ -
3578	T680001831	367.1	$ -	$ -	$ -	$ -	$ -	$ -	$ -	$ -	$ -	$ -	$ -	$ -	$ -	$ -	$ -	$ -
3579	T680001831	368.0	$ -	$ -	$ -	$ -	$ -	$ -	$ -	$ -	$ -	$ -	$ -	$ -	$ -	$ -	$ -	$ -
3580	T680001831	369.0	$ -	$ -	$ -	$ -	$ -	$ -	$ -	$ -	$ -	$ -	$ -	$ -	$ -	$ -	$ -	$ -
3581	610001832	376.1	$ -	$ -	$ -	$ -	$ -	$ -	$ -	$ -	$ -	$ -	$ -	$ -	$ -	$ -	$ -	$ -
3582	610001832	376.2	$ -	$ -	$ -	$ -	$ -	$ -	$ -	$ -	$ -	$ -	$ -	$ -	$ -	$ -	$ -	$ -
3583	610001832	376.4	$ -	$ -	$ -	$ -	$ -	$ -	$ -	$ -	$ -	$ -	$ -	$ -	$ -	$ -	$ -	$ -
3584	610001832	380.0	$ -	$ -	$ -	$ -	$ -	$ -	$ -	$ -	$ -	$ -	$ -	$ -	$ -	$ -	$ -	$ -
3585	610001833	378.0	$ -	$ -	$ -	$ -	$ -	$ -	$ -	$ -	$ -	$ -	$ -	$ -	$ -	$ -	$ -	$ -
3586	610001833	385.0	$ -	$ -	$ -	$ -	$ -	$ -	$ -	$ -	$ -	$ -	$ -	$ -	$ -	$ -	$ -	$ -
3587	T660001834	367.1	$ -	$ -	$ -	$ -	$ -	$ -	$ -	$ -	$ -	$ -	$ -	$ -	$ -	$ -	$ -	$ -
3588	T660001834	368.0	$ -	$ -	$ -	$ -	$ -	$ -	$ -	$ -	$ -	$ -	$ -	$ -	$ -	$ -	$ -	$ -
3589	T660001834	369.0	$ -	$ -	$ -	$ -	$ -	$ -	$ -	$ -	$ -	$ -	$ -	$ -	$ -	$ -	$ -	$ -
3590	610001835	376.1	$ -	$ -	$ -	$ -	$ -	$ 20	$ 20	$ 20	$ 20	$ 20	$ 20	$ 20	$ 20	$ 20	$ 20	$ 20
3591	610001835	376.2	$ -	$ -	$ -	$ -	$ -	$ 133	$ 133	$ 133	$ 133	$ 133	$ 133	$ 133	$ 133	$ 133	$ 133	$ 133

NEW MEXICO GAS COMPANY, INC.

Depreciation Activity
Base Period - 12 Months Ending March 31, 2023
Future Test Year - 12 Months Ending September 30, 2025

	A	B	S	T	U	V	W	X	Y	Z	AA	AB	AC	AD	AE	AF
1																
2			Activity	Activity	Activity	Activity	Activity	Activity	Activity	Activity	Activity	Activity	Activity	Activity	Activity	Activity
3	Investment Number / Beginning Balance	FERC Account	8/31/2024	9/30/2024	10/31/2024	11/30/2024	12/31/2024	1/31/2025	2/28/2025	3/31/2025	4/30/2025	5/31/2025	6/30/2025	7/31/2025	8/31/2025	9/30/2025
3540	T624001814	369.0	$ -	$ -	$ -	$ -	$ -	$ -	$ -	$ -	$ -	$ -	$ -	$ -	$ -	$ -
3541	601001815	303.3	$ -	$ -	$ -	$ -	$ -	$ -	$ -	$ -	$ -	$ -	$ -	$ -	$ -	$ -
3542	T601001816	367.1	$ -	$ -	$ -	$ -	$ -	$ -	$ -	$ -	$ -	$ -	$ -	$ -	$ -	$ -
3543	T601001816	368.0	$ -	$ -	$ -	$ -	$ -	$ -	$ -	$ -	$ -	$ -	$ -	$ -	$ -	$ -
3544	T601001816	369.0	$ -	$ -	$ -	$ -	$ -	$ -	$ -	$ -	$ -	$ -	$ -	$ -	$ -	$ -
3545	T660001817	367.1	$ -	$ -	$ -	$ -	$ -	$ -	$ -	$ -	$ -	$ -	$ -	$ -	$ -	$ -
3546	T660001817	368.0	$ -	$ -	$ -	$ -	$ -	$ -	$ -	$ -	$ -	$ -	$ -	$ -	$ -	$ -
3547	T660001817	369.0	$ -	$ -	$ -	$ -	$ -	$ -	$ -	$ -	$ -	$ -	$ -	$ -	$ -	$ -
3548	T601001818	367.1	$ -	$ -	$ 85	$ 85	$ 85	$ 90	$ 90	$ 90	$ 90	$ 90	$ 90	$ 90	$ 90	$ 90
3549	T601001818	368.0	$ -	$ -	$ 124	$ 124	$ 124	$ 131	$ 131	$ 131	$ 131	$ 131	$ 131	$ 131	$ 131	$ 131
3550	T601001818	369.0	$ -	$ -	$ 111	$ 111	$ 111	$ 117	$ 117	$ 117	$ 117	$ 117	$ 117	$ 117	$ 117	$ 117
3551	T624001819	369.0	$ -	$ -	$ -	$ -	$ -	$ -	$ -	$ -	$ -	$ -	$ -	$ -	$ -	$ -
3552	T601001820	367.1	$ -	$ -	$ -	$ -	$ -	$ -	$ -	$ -	$ -	$ -	$ -	$ -	$ -	$ -
3553	T601001820	368.0	$ -	$ -	$ -	$ -	$ -	$ -	$ -	$ -	$ -	$ -	$ -	$ -	$ -	$ -
3554	T601001820	369.0	$ -	$ -	$ -	$ -	$ -	$ -	$ -	$ -	$ -	$ -	$ -	$ -	$ -	$ -
3555	T601001821	394.0	$ 1,996	$ 1,996	$ 1,996	$ 1,996	$ 1,996	$ 1,996	$ 1,996	$ 1,996	$ 1,996	$ 1,996	$ 1,996	$ 1,996	$ 1,996	$ 1,996
3556	T624001822	369.0	$ 173	$ 173	$ 173	$ 173	$ 173	$ 173	$ 173	$ 173	$ 173	$ 173	$ 173	$ 173	$ 173	$ 173
3557	601001823	390.0	$ 2,889	$ 2,889	$ 2,889	$ 2,889	$ 2,889	$ 2,889	$ 2,889	$ 2,889	$ 2,889	$ 2,889	$ 2,889	$ 2,889	$ 2,889	$ 2,889
3558	T601001824	367.1	$ -	$ -	$ -	$ -	$ -	$ -	$ -	$ -	$ -	$ -	$ -	$ -	$ -	$ -
3559	T601001824	368.0	$ -	$ -	$ -	$ -	$ -	$ -	$ -	$ -	$ -	$ -	$ -	$ -	$ -	$ -
3560	T601001824	369.0	$ -	$ -	$ -	$ -	$ -	$ -	$ -	$ -	$ -	$ -	$ -	$ -	$ -	$ -
3561	T610001825	367.1	$ 3,339	$ 3,339	$ 3,339	$ 3,339	$ 3,339	$ 3,339	$ 3,339	$ 3,339	$ 3,339	$ 3,339	$ 3,339	$ 3,339	$ 3,339	$ 3,339
3562	T680001826	367.1	$ -	$ -	$ -	$ -	$ -	$ -	$ -	$ -	$ -	$ -	$ -	$ -	$ -	$ -
3563	T680001826	368.0	$ -	$ -	$ -	$ -	$ -	$ -	$ -	$ -	$ -	$ -	$ -	$ -	$ -	$ -
3564	T680001826	369.0	$ -	$ -	$ -	$ -	$ -	$ -	$ -	$ -	$ -	$ -	$ -	$ -	$ -	$ -
3565	T680001827	367.1	$ -	$ -	$ -	$ -	$ -	$ -	$ -	$ -	$ -	$ -	$ -	$ -	$ -	$ -
3566	T680001827	368.0	$ -	$ -	$ -	$ -	$ -	$ -	$ -	$ -	$ -	$ -	$ -	$ -	$ -	$ -
3567	T680001827	369.0	$ -	$ -	$ -	$ -	$ -	$ -	$ -	$ -	$ -	$ -	$ -	$ -	$ -	$ -
3568	610001828	376.1	$ -	$ -	$ -	$ -	$ -	$ -	$ -	$ -	$ -	$ -	$ -	$ -	$ -	$ -
3569	610001828	376.2	$ -	$ -	$ -	$ -	$ -	$ -	$ -	$ -	$ -	$ -	$ -	$ -	$ -	$ -
3570	610001828	376.4	$ -	$ -	$ -	$ -	$ -	$ -	$ -	$ -	$ -	$ -	$ -	$ -	$ -	$ -
3571	610001828	380.0	$ -	$ -	$ -	$ -	$ -	$ -	$ -	$ -	$ -	$ -	$ -	$ -	$ -	$ -
3572	T680001829	367.1	$ -	$ -	$ -	$ -	$ -	$ -	$ -	$ -	$ -	$ -	$ -	$ -	$ -	$ -
3573	T680001829	368.0	$ -	$ -	$ -	$ -	$ -	$ -	$ -	$ -	$ -	$ -	$ -	$ -	$ -	$ -
3574	T680001829	369.0	$ -	$ -	$ -	$ -	$ -	$ -	$ -	$ -	$ -	$ -	$ -	$ -	$ -	$ -
3575	T680001830	367.1	$ -	$ -	$ -	$ -	$ -	$ -	$ -	$ -	$ -	$ -	$ -	$ -	$ -	$ -
3576	T680001830	368.0	$ -	$ -	$ -	$ -	$ -	$ -	$ -	$ -	$ -	$ -	$ -	$ -	$ -	$ -
3577	T680001830	369.0	$ -	$ -	$ -	$ -	$ -	$ -	$ -	$ -	$ -	$ -	$ -	$ -	$ -	$ -
3578	T680001831	367.1	$ -	$ -	$ -	$ -	$ -	$ -	$ -	$ -	$ -	$ -	$ -	$ -	$ -	$ -
3579	T680001831	368.0	$ -	$ -	$ -	$ -	$ -	$ -	$ -	$ -	$ -	$ -	$ -	$ -	$ -	$ -
3580	T680001831	369.0	$ -	$ -	$ -	$ -	$ -	$ -	$ -	$ -	$ -	$ -	$ -	$ -	$ -	$ -
3581	610001832	376.1	$ -	$ -	$ -	$ -	$ -	$ -	$ -	$ -	$ -	$ -	$ -	$ -	$ -	$ -
3582	610001832	376.2	$ -	$ -	$ -	$ -	$ -	$ -	$ -	$ -	$ -	$ -	$ -	$ -	$ -	$ -
3583	610001832	376.4	$ -	$ -	$ -	$ -	$ -	$ -	$ -	$ -	$ -	$ -	$ -	$ -	$ -	$ -
3584	610001832	380.0	$ -	$ -	$ -	$ -	$ -	$ -	$ -	$ -	$ -	$ -	$ -	$ -	$ -	$ -
3585	610001833	378.0	$ -	$ -	$ -	$ -	$ -	$ -	$ -	$ -	$ -	$ -	$ -	$ -	$ -	$ -
3586	610001833	385.0	$ -	$ -	$ -	$ -	$ -	$ -	$ -	$ -	$ -	$ -	$ -	$ -	$ -	$ -
3587	T660001834	367.1	$ -	$ -	$ -	$ -	$ -	$ -	$ -	$ -	$ -	$ -	$ -	$ -	$ -	$ -
3588	T660001834	368.0	$ -	$ -	$ -	$ -	$ -	$ -	$ -	$ -	$ -	$ -	$ -	$ -	$ -	$ -
3589	T660001834	369.0	$ -	$ -	$ -	$ -	$ -	$ -	$ -	$ -	$ -	$ -	$ -	$ -	$ -	$ -
3590	610001835	376.1	$ 20	$ 20	$ 20	$ 20	$ 20	$ 20	$ 20	$ 20	$ 20	$ 20	$ 20	$ 20	$ 20	$ 20
3591	610001835	376.2	$ 133	$ 133	$ 133	$ 133	$ 133	$ 133	$ 133	$ 133	$ 133	$ 133	$ 133	$ 133	$ 133	$ 133

Sponsored by NMGC Witness Erik C. Buchanan

WP Plant 4 Deprec Activity

NEW MEXICO GAS COMPANY, INC.

Depreciation Activity
Base Period - 12 Months Ending March 31, 2023
Future Test Year - 12 Months Ending September 30, 2025

	A	B	C	D	E	F	G	H	I	J	K	L	M	N	O	P	Q	R
1																		
2			Activity	Activity	Activity	Activity	Activity	Activity	Activity	Activity	Activity	Activity	Activity	Activity	Activity	Activity	Activity	Activity
3	Investment Number / Beginning Balance	FERC Account	4/30/2023	5/31/2023	6/30/2023	7/31/2023	8/31/2023	9/30/2023	10/31/2023	11/30/2023	12/31/2023	1/31/2024	2/29/2024	3/31/2024	4/30/2024	5/31/2024	6/30/2024	7/31/2024
3592	610001835	376.4	$ -	$ -	$ -	$ -	$ -	$ 17	$ 17	$ 17	$ 17	$ 17	$ 17	$ 17	$ 17	$ 17	$ 17	$ 17
3593	610001835	380.0	$ -	$ -	$ -	$ -	$ -	$ 27	$ 27	$ 27	$ 27	$ 27	$ 27	$ 27	$ 27	$ 27	$ 27	$ 27
3594	T680001836	367.1	$ -	$ -	$ -	$ -	$ -	$ -	$ -	$ -	$ -	$ -	$ -	$ -	$ -	$ -	$ -	$ -
3595	T680001836	368.0	$ -	$ -	$ -	$ -	$ -	$ -	$ -	$ -	$ -	$ -	$ -	$ -	$ -	$ -	$ -	$ -
3596	T680001836	369.0	$ -	$ -	$ -	$ -	$ -	$ -	$ -	$ -	$ -	$ -	$ -	$ -	$ -	$ -	$ -	$ -
3597	T680001837	368.0	$ -	$ -	$ -	$ -	$ -	$ -	$ 28	$ 28	$ 28	$ 28	$ 28	$ 28	$ 28	$ 28	$ 28	$ 28
3598	T680001837	369.0	$ -	$ -	$ -	$ -	$ -	$ -	$ 115	$ 115	$ 115	$ 115	$ 115	$ 115	$ 115	$ 115	$ 115	$ 115
3599	621001838	376.1	$ -	$ -	$ -	$ -	$ -	$ -	$ -	$ -	$ -	$ -	$ -	$ -	$ -	$ -	$ -	$ -
3600	621001838	376.2	$ -	$ -	$ -	$ -	$ -	$ -	$ -	$ -	$ -	$ -	$ -	$ -	$ -	$ -	$ -	$ -
3601	621001838	376.4	$ -	$ -	$ -	$ -	$ -	$ -	$ -	$ -	$ -	$ -	$ -	$ -	$ -	$ -	$ -	$ -
3602	T660001839	367.1	$ -	$ -	$ -	$ -	$ -	$ -	$ -	$ -	$ -	$ -	$ -	$ -	$ -	$ -	$ -	$ -
3603	T660001839	368.0	$ -	$ -	$ -	$ -	$ -	$ -	$ -	$ -	$ -	$ -	$ -	$ -	$ -	$ -	$ -	$ -
3604	T660001839	369.0	$ -	$ -	$ -	$ -	$ -	$ -	$ -	$ -	$ -	$ -	$ -	$ -	$ -	$ -	$ -	$ -
3605	684001840	376.1	$ -	$ -	$ -	$ -	$ -	$ -	$ -	$ -	$ -	$ -	$ -	$ -	$ -	$ -	$ -	$ -
3606	684001840	376.2	$ -	$ -	$ -	$ -	$ -	$ -	$ -	$ -	$ -	$ -	$ -	$ -	$ -	$ -	$ -	$ -
3607	684001840	376.4	$ -	$ -	$ -	$ -	$ -	$ -	$ -	$ -	$ -	$ -	$ -	$ -	$ -	$ -	$ -	$ -
3608	684001840	380.0	$ -	$ -	$ -	$ -	$ -	$ -	$ -	$ -	$ -	$ -	$ -	$ -	$ -	$ -	$ -	$ -
3609	601001841	303.3	$ -	$ -	$ -	$ -	$ -	$ -	$ -	$ -	$ -	$ -	$ -	$ -	$ -	$ -	$ -	$ -
3610	601001842	303.3	$ -	$ -	$ -	$ -	$ -	$ -	$ -	$ -	$ -	$ -	$ -	$ -	$ -	$ -	$ -	$ -
3611	T680001843	367.1	$ -	$ -	$ -	$ -	$ -	$ -	$ -	$ -	$ -	$ -	$ -	$ -	$ -	$ -	$ -	$ -
3612	T680001843	368.0	$ -	$ -	$ -	$ -	$ -	$ -	$ -	$ -	$ -	$ -	$ -	$ -	$ -	$ -	$ -	$ -
3613	T680001843	369.0	$ -	$ -	$ -	$ -	$ -	$ -	$ -	$ -	$ -	$ -	$ -	$ -	$ -	$ -	$ -	$ -
3614	T601001844	369.0	$ -	$ -	$ -	$ -	$ -	$ -	$ -	$ -	$ -	$ -	$ -	$ -	$ -	$ -	$ -	$ -
3615	T610001845	368.0	$ -	$ -	$ -	$ -	$ -	$ -	$ -	$ -	$ -	$ -	$ -	$ -	$ -	$ -	$ -	$ -
3616	T610001845	369.0	$ -	$ -	$ -	$ -	$ -	$ -	$ -	$ -	$ -	$ -	$ -	$ -	$ -	$ -	$ -	$ -
3617	T610001846	368.0	$ -	$ -	$ -	$ -	$ -	$ -	$ -	$ -	$ -	$ -	$ -	$ -	$ -	$ -	$ -	$ -
3618	T610001846	369.0	$ -	$ -	$ -	$ -	$ -	$ -	$ -	$ -	$ -	$ -	$ -	$ -	$ -	$ -	$ -	$ -
3619	T621001847	367.1	$ -	$ -	$ -	$ -	$ -	$ -	$ -	$ -	$ -	$ -	$ -	$ -	$ -	$ -	$ -	$ -
3620	T621001847	368.0	$ -	$ -	$ -	$ -	$ -	$ -	$ -	$ -	$ -	$ -	$ -	$ -	$ -	$ -	$ -	$ -
3621	T621001847	369.0	$ -	$ -	$ -	$ -	$ -	$ -	$ -	$ -	$ -	$ -	$ -	$ -	$ -	$ -	$ -	$ -
3622	601001848	303.3	$ -	$ -	$ -	$ -	$ -	$ -	$ -	$ -	$ -	$ -	$ -	$ -	$ -	$ -	$ -	$ -
3623	T610001849	369.0	$ -	$ -	$ -	$ -	$ -	$ -	$ -	$ -	$ -	$ -	$ -	$ -	$ -	$ -	$ -	$ -
3624	610001850	376.1	$ -	$ -	$ -	$ -	$ -	$ -	$ -	$ -	$ -	$ -	$ -	$ -	$ -	$ -	$ -	$ -
3625	610001850	376.2	$ -	$ -	$ -	$ -	$ -	$ -	$ -	$ -	$ -	$ -	$ -	$ -	$ -	$ -	$ -	$ -
3626	610001850	376.4	$ -	$ -	$ -	$ -	$ -	$ -	$ -	$ -	$ -	$ -	$ -	$ -	$ -	$ -	$ -	$ -
3627	610001850	380.0	$ -	$ -	$ -	$ -	$ -	$ -	$ -	$ -	$ -	$ -	$ -	$ -	$ -	$ -	$ -	$ -
3628	601001851	391.2	$ -	$ -	$ -	$ -	$ -	$ -	$ -	$ -	$ -	$ -	$ -	$ -	$ -	$ -	$ -	$ -
3629	601001851	397.0	$ -	$ -	$ -	$ -	$ -	$ -	$ -	$ -	$ -	$ -	$ -	$ -	$ -	$ -	$ -	$ -
3630	601001851	398.0	$ -	$ -	$ -	$ -	$ -	$ -	$ -	$ -	$ -	$ -	$ -	$ -	$ -	$ -	$ -	$ -
3631	T624001852	368.0	$ -	$ -	$ -	$ -	$ -	$ -	$ -	$ -	$ -	$ -	$ -	$ -	$ -	$ -	$ -	$ -
3632	T624001852	369.0	$ -	$ -	$ -	$ -	$ -	$ -	$ -	$ -	$ -	$ -	$ -	$ -	$ -	$ -	$ -	$ -
3633	T610001853	369.0	$ -	$ -	$ -	$ -	$ -	$ -	$ -	$ -	$ -	$ -	$ -	$ -	$ -	$ -	$ -	$ -
3634	T680001854	369.0	$ -	$ -	$ -	$ -	$ -	$ -	$ -	$ -	$ -	$ -	$ -	$ -	$ -	$ -	$ -	$ -
3635	T624001855	368.0	$ -	$ 0	$ 0	$ 0	$ 0	$ 0	$ 0	$ 0	$ 0	$ 0	$ 0	$ 0	$ 0	$ 0	$ 0	$ 0
3636	T624001855	369.0	$ -	$ 0	$ 0	$ 0	$ 0	$ 0	$ 0	$ 0	$ 0	$ 0	$ 0	$ 0	$ 0	$ 0	$ 0	$ 0
3637	T624001856	369.0	$ -	$ -	$ -	$ -	$ -	$ -	$ -	$ -	$ -	$ -	$ -	$ -	$ -	$ -	$ -	$ -
3638	T610001857	367.1	$ -	$ -	$ -	$ -	$ -	$ -	$ -	$ -	$ -	$ -	$ -	$ -	$ -	$ -	$ -	$ -
3639	T610001857	368.0	$ -	$ -	$ -	$ -	$ -	$ -	$ -	$ -	$ -	$ -	$ -	$ -	$ -	$ -	$ -	$ -
3640	T610001857	369.0	$ -	$ -	$ -	$ -	$ -	$ -	$ -	$ -	$ -	$ -	$ -	$ -	$ -	$ -	$ -	$ -
3641	629001858	376.1	$ -	$ -	$ -	$ -	$ -	$ -	$ -	$ -	$ -	$ -	$ -	$ -	$ -	$ -	$ -	$ -
3642	629001858	376.2	$ -	$ -	$ -	$ -	$ -	$ -	$ -	$ -	$ -	$ -	$ -	$ -	$ -	$ -	$ -	$ -
3643	629001858	376.4	$ -	$ -	$ -	$ -	$ -	$ -	$ -	$ -	$ -	$ -	$ -	$ -	$ -	$ -	$ -	$ -

Sponsored by NMGC Witness Erik C. Buchanan

WP Plant 4 Deprec Activity

NEW MEXICO GAS COMPANY, INC.

Depreciation Activity
Base Period - 12 Months Ending March 31, 2023
Future Test Year - 12 Months Ending September 30, 2025

	A	B	S	T	U	V	W	X	Y	Z	AA	AB	AC	AD	AE	AF
1																
2			Activity	Activity	Activity	Activity	Activity	Activity	Activity	Activity	Activity	Activity	Activity	Activity	Activity	Activity
3	Investment Number / Beginning Balance	FERC Account	8/31/2024	9/30/2024	10/31/2024	11/30/2024	12/31/2024	1/31/2025	2/28/2025	3/31/2025	4/30/2025	5/31/2025	6/30/2025	7/31/2025	8/31/2025	9/30/2025
3592	610001835	376.4	$ 17	$ 17	$ 17	$ 17	$ 17	$ 17	$ 17	$ 17	$ 17	$ 17	$ 17	$ 17	$ 17	$ 17
3593	610001835	380.0	$ 27	$ 27	$ 27	$ 27	$ 27	$ 27	$ 27	$ 27	$ 27	$ 27	$ 27	$ 27	$ 27	$ 27
3594	T680001836	367.1	$ -	$ -	$ -	$ -	$ -	$ -	$ -	$ -	$ -	$ -	$ -	$ -	$ -	$ -
3595	T680001836	368.0	$ -	$ -	$ -	$ -	$ -	$ -	$ -	$ -	$ -	$ -	$ -	$ -	$ -	$ -
3596	T680001836	369.0	$ -	$ -	$ -	$ -	$ -	$ -	$ -	$ -	$ -	$ -	$ -	$ -	$ -	$ -
3597	T680001837	368.0	$ 28	$ 28	$ 28	$ 28	$ 28	$ 28	$ 28	$ 28	$ 28	$ 28	$ 28	$ 28	$ 28	$ 28
3598	T680001837	369.0	$ 115	$ 115	$ 115	$ 115	$ 115	$ 115	$ 115	$ 115	$ 115	$ 115	$ 115	$ 115	$ 115	$ 115
3599	621001838	376.1	$ -	$ -	$ -	$ -	$ -	$ 3,569	$ 3,569	$ 3,569	$ 4,193	$ 4,193	$ 4,193	$ 5,141	$ 5,141	$ 5,141
3600	621001838	376.2	$ -	$ -	$ -	$ -	$ -	$ 2,670	$ 2,670	$ 2,670	$ 3,136	$ 3,136	$ 3,136	$ 3,845	$ 3,845	$ 3,845
3601	621001838	376.4	$ -	$ -	$ -	$ -	$ -	$ 2,709	$ 2,709	$ 2,709	$ 3,182	$ 3,182	$ 3,182	$ 3,902	$ 3,902	$ 3,902
3602	T660001839	367.1	$ -	$ -	$ -	$ -	$ -	$ -	$ -	$ -	$ -	$ -	$ -	$ -	$ -	$ -
3603	T660001839	368.0	$ -	$ -	$ -	$ -	$ -	$ -	$ -	$ -	$ -	$ -	$ -	$ -	$ -	$ -
3604	T660001839	369.0	$ -	$ -	$ -	$ -	$ -	$ -	$ -	$ -	$ -	$ -	$ -	$ -	$ -	$ -
3605	684001840	376.1	$ -	$ -	$ -	$ -	$ -	$ -	$ -	$ -	$ -	$ -	$ -	$ -	$ -	$ -
3606	684001840	376.2	$ -	$ -	$ -	$ -	$ -	$ -	$ -	$ -	$ -	$ -	$ -	$ -	$ -	$ -
3607	684001840	376.4	$ -	$ -	$ -	$ -	$ -	$ -	$ -	$ -	$ -	$ -	$ -	$ -	$ -	$ -
3608	684001840	380.0	$ -	$ -	$ -	$ -	$ -	$ -	$ -	$ -	$ -	$ -	$ -	$ -	$ -	$ -
3609	601001841	303.3	$ -	$ -	$ -	$ -	$ -	$ -	$ -	$ -	$ -	$ -	$ -	$ -	$ -	$ -
3610	601001842	303.3	$ -	$ -	$ -	$ -	$ -	$ -	$ -	$ -	$ -	$ -	$ -	$ -	$ -	$ -
3611	T680001843	367.1	$ -	$ -	$ -	$ -	$ -	$ -	$ -	$ -	$ -	$ -	$ -	$ -	$ -	$ -
3612	T680001843	368.0	$ -	$ -	$ -	$ -	$ -	$ -	$ -	$ -	$ -	$ -	$ -	$ -	$ -	$ -
3613	T680001843	369.0	$ -	$ -	$ -	$ -	$ -	$ -	$ -	$ -	$ -	$ -	$ -	$ -	$ -	$ -
3614	T601001844	369.0	$ -	$ -	$ -	$ -	$ -	$ -	$ -	$ -	$ -	$ -	$ -	$ -	$ -	$ -
3615	T610001845	368.0	$ -	$ -	$ -	$ -	$ -	$ -	$ -	$ -	$ -	$ -	$ -	$ -	$ -	$ -
3616	T610001845	369.0	$ -	$ -	$ -	$ -	$ -	$ -	$ -	$ -	$ -	$ -	$ -	$ -	$ -	$ -
3617	T610001846	368.0	$ -	$ -	$ -	$ -	$ -	$ -	$ -	$ -	$ -	$ -	$ -	$ -	$ -	$ -
3618	T610001846	369.0	$ -	$ -	$ -	$ -	$ -	$ -	$ -	$ -	$ -	$ -	$ -	$ -	$ -	$ -
3619	T621001847	367.1	$ -	$ -	$ -	$ -	$ -	$ -	$ -	$ -	$ -	$ -	$ -	$ -	$ -	$ -
3620	T621001847	368.0	$ -	$ -	$ -	$ -	$ -	$ -	$ -	$ -	$ -	$ -	$ -	$ -	$ -	$ -
3621	T621001847	369.0	$ -	$ -	$ -	$ -	$ -	$ -	$ -	$ -	$ -	$ -	$ -	$ -	$ -	$ -
3622	601001848	303.3	$ -	$ -	$ -	$ -	$ -	$ -	$ -	$ -	$ -	$ -	$ -	$ -	$ -	$ -
3623	T610001849	369.0	$ -	$ -	$ -	$ -	$ -	$ -	$ -	$ -	$ -	$ -	$ -	$ -	$ -	$ -
3624	610001850	376.1	$ -	$ -	$ -	$ -	$ -	$ -	$ -	$ -	$ -	$ -	$ -	$ -	$ -	$ -
3625	610001850	376.2	$ -	$ -	$ -	$ -	$ -	$ -	$ -	$ -	$ -	$ -	$ -	$ -	$ -	$ -
3626	610001850	376.4	$ -	$ -	$ -	$ -	$ -	$ -	$ -	$ -	$ -	$ -	$ -	$ -	$ -	$ -
3627	610001850	380.0	$ -	$ -	$ -	$ -	$ -	$ -	$ -	$ -	$ -	$ -	$ -	$ -	$ -	$ -
3628	601001851	391.2	$ 9,192	$ 9,192	$ 9,192	$ 9,192	$ 9,192	$ 9,192	$ 9,192	$ 9,192	$ 9,192	$ 9,192	$ 9,192	$ 9,192	$ 9,192	$ 9,192
3629	601001851	397.0	$ 434	$ 434	$ 434	$ 434	$ 434	$ 434	$ 434	$ 434	$ 434	$ 434	$ 434	$ 434	$ 434	$ 434
3630	601001851	398.0	$ 886	$ 886	$ 886	$ 886	$ 886	$ 886	$ 886	$ 886	$ 886	$ 886	$ 886	$ 886	$ 886	$ 886
3631	T624001852	368.0	$ -	$ -	$ -	$ -	$ -	$ -	$ -	$ -	$ -	$ -	$ -	$ -	$ -	$ -
3632	T624001852	369.0	$ -	$ -	$ -	$ -	$ -	$ -	$ -	$ -	$ -	$ -	$ -	$ -	$ -	$ -
3633	T610001853	369.0	$ -	$ -	$ -	$ -	$ -	$ -	$ -	$ -	$ -	$ -	$ -	$ -	$ -	$ -
3634	T680001854	369.0	$ -	$ -	$ -	$ -	$ -	$ -	$ -	$ -	$ -	$ -	$ -	$ -	$ -	$ -
3635	T624001855	368.0	$ 0	$ 0	$ 0	$ 0	$ 0	$ 0	$ 0	$ 0	$ 0	$ 0	$ 0	$ 0	$ 0	$ 0
3636	T624001855	369.0	$ 0	$ 0	$ 0	$ 0	$ 0	$ 0	$ 0	$ 0	$ 0	$ 0	$ 0	$ 0	$ 0	$ 0
3637	T624001856	369.0	$ -	$ -	$ -	$ -	$ -	$ -	$ -	$ -	$ -	$ -	$ -	$ -	$ -	$ -
3638	T610001857	367.1	$ -	$ -	$ -	$ -	$ -	$ -	$ -	$ -	$ -	$ -	$ -	$ -	$ -	$ -
3639	T610001857	368.0	$ -	$ -	$ -	$ -	$ -	$ -	$ -	$ -	$ -	$ -	$ -	$ -	$ -	$ -
3640	T610001857	369.0	$ -	$ -	$ -	$ -	$ -	$ -	$ -	$ -	$ -	$ -	$ -	$ -	$ -	$ -
3641	629001858	376.1	$ -	$ -	$ -	$ -	$ -	$ -	$ -	$ -	$ 617	$ 617	$ 617	$ 1,551	$ 1,551	$ 1,551
3642	629001858	376.2	$ -	$ -	$ -	$ -	$ -	$ -	$ -	$ -	$ 462	$ 462	$ 462	$ 1,160	$ 1,160	$ 1,160
3643	629001858	376.4	$ -	$ -	$ -	$ -	$ -	$ -	$ -	$ -	$ 469	$ 469	$ 469	$ 1,177	$ 1,177	$ 1,177

Sponsored by NMGC Witness Erik C. Buchanan

NEW MEXICO GAS COMPANY, INC.

Depreciation Activity
Base Period - 12 Months Ending March 31, 2023
Future Test Year - 12 Months Ending September 30, 2025

	A	B	C	D	E	F	G	H	I	J	K	L	M	N	O	P	Q	R
1																		
2			Activity	Activity	Activity	Activity	Activity	Activity	Activity	Activity	Activity	Activity	Activity	Activity	Activity	Activity	Activity	Activity
3	Investment Number / Beginning Balance	FERC Account	4/30/2023	5/31/2023	6/30/2023	7/31/2023	8/31/2023	9/30/2023	10/31/2023	11/30/2023	12/31/2023	1/31/2024	2/29/2024	3/31/2024	4/30/2024	5/31/2024	6/30/2024	7/31/2024
3644	632001859	376.1	$ -	$ -	$ -	$ -	$ -	$ -	$ -	$ -	$ -	$ -	$ -	$ -	$ -	$ -	$ -	$ -
3645	632001859	376.2	$ -	$ -	$ -	$ -	$ -	$ -	$ -	$ -	$ -	$ -	$ -	$ -	$ -	$ -	$ -	$ -
3646	632001859	376.4	$ -	$ -	$ -	$ -	$ -	$ -	$ -	$ -	$ -	$ -	$ -	$ -	$ -	$ -	$ -	$ -
3647	632001859	380.0	$ -	$ -	$ -	$ -	$ -	$ -	$ -	$ -	$ -	$ -	$ -	$ -	$ -	$ -	$ -	$ -
3648	660001860	380.0	$ -	$ -	$ -	$ -	$ -	$ -	$ -	$ -	$ -	$ -	$ -	$ -	$ -	$ -	$ -	$ -
3649	660001860	380.1	$ -	$ -	$ -	$ -	$ -	$ -	$ -	$ -	$ -	$ -	$ -	$ -	$ -	$ -	$ -	$ -
3650	626001861	376.1	$ -	$ -	$ -	$ 381	$ 381	$ 359	$ 900	$ 900	$ 900	$ 1,127	$ 1,127	$ 1,127	$ 1,236	$ 1,236	$ 1,236	$ 1,441
3651	626001861	376.2	$ -	$ -	$ -	$ 259	$ 259	$ 269	$ 673	$ 673	$ 673	$ 843	$ 843	$ 843	$ 925	$ 925	$ 925	$ 1,078
3652	626001861	376.4	$ -	$ -	$ -	$ 277	$ 277	$ 273	$ 683	$ 683	$ 683	$ 855	$ 855	$ 855	$ 938	$ 938	$ 938	$ 1,094
3653	660001862	376.1	$ -	$ -	$ -	$ -	$ -	$ -	$ -	$ -	$ -	$ -	$ -	$ -	$ -	$ -	$ -	$ -
3654	660001862	376.2	$ -	$ -	$ -	$ -	$ -	$ -	$ -	$ -	$ -	$ -	$ -	$ -	$ -	$ -	$ -	$ -
3655	660001862	376.4	$ -	$ -	$ -	$ -	$ -	$ -	$ -	$ -	$ -	$ -	$ -	$ -	$ -	$ -	$ -	$ -
3656	660001862	380.0	$ -	$ -	$ -	$ -	$ -	$ -	$ -	$ -	$ -	$ -	$ -	$ -	$ -	$ -	$ -	$ -
3657	662001863	376.1	$ -	$ -	$ -	$ 394	$ 394	$ 371	$ 571	$ 571	$ 571	$ 1,173	$ 1,173	$ 1,173	$ 1,827	$ 1,827	$ 1,827	$ 2,724
3658	662001863	376.2	$ -	$ -	$ -	$ 267	$ 267	$ 278	$ 427	$ 427	$ 427	$ 877	$ 877	$ 877	$ 1,367	$ 1,367	$ 1,367	$ 2,038
3659	662001863	376.4	$ -	$ -	$ -	$ 286	$ 286	$ 282	$ 433	$ 433	$ 433	$ 890	$ 890	$ 890	$ 1,387	$ 1,387	$ 1,387	$ 2,067
3660	660001864	376.1	$ -	$ -	$ -	$ -	$ -	$ -	$ -	$ -	$ -	$ -	$ -	$ -	$ -	$ -	$ -	$ -
3661	660001864	376.2	$ -	$ -	$ -	$ -	$ -	$ -	$ -	$ -	$ -	$ -	$ -	$ -	$ -	$ -	$ -	$ -
3662	660001864	376.4	$ -	$ -	$ -	$ -	$ -	$ -	$ -	$ -	$ -	$ -	$ -	$ -	$ -	$ -	$ -	$ -
3663	660001864	380.0	$ -	$ -	$ -	$ -	$ -	$ -	$ -	$ -	$ -	$ -	$ -	$ -	$ -	$ -	$ -	$ -
3664	620001865	376.1	$ -	$ -	$ -	$ -	$ 28	$ 26	$ 26	$ 26	$ 26	$ 26	$ 26	$ 26	$ 26	$ 26	$ 26	$ 26
3665	620001865	376.2	$ -	$ -	$ -	$ -	$ 168	$ 175	$ 175	$ 175	$ 175	$ 175	$ 175	$ 175	$ 175	$ 175	$ 175	$ 175
3666	620001865	376.4	$ -	$ -	$ -	$ -	$ 23	$ 22	$ 22	$ 22	$ 22	$ 22	$ 22	$ 22	$ 22	$ 22	$ 22	$ 22
3667	620001865	380.0	$ -	$ -	$ -	$ -	$ 81	$ 36	$ 36	$ 36	$ 36	$ 36	$ 36	$ 36	$ 36	$ 36	$ 36	$ 36
3668	T680001866	367.1	$ -	$ -	$ -	$ -	$ -	$ -	$ -	$ -	$ -	$ -	$ -	$ -	$ -	$ -	$ -	$ -
3669	T680001866	368.0	$ -	$ -	$ -	$ -	$ -	$ -	$ -	$ -	$ -	$ -	$ -	$ -	$ -	$ -	$ -	$ -
3670	T680001866	369.0	$ -	$ -	$ -	$ -	$ -	$ -	$ -	$ -	$ -	$ -	$ -	$ -	$ -	$ -	$ -	$ -
3671	T680001867	367.1	$ -	$ -	$ -	$ -	$ -	$ -	$ -	$ -	$ -	$ -	$ -	$ -	$ -	$ -	$ -	$ -
3672	T680001867	368.0	$ -	$ -	$ -	$ -	$ -	$ -	$ -	$ -	$ -	$ -	$ -	$ -	$ -	$ -	$ -	$ -
3673	T680001867	369.0	$ -	$ -	$ -	$ -	$ -	$ -	$ -	$ -	$ -	$ -	$ -	$ -	$ -	$ -	$ -	$ -
3674	660001868	380.0	$ -	$ -	$ -	$ -	$ -	$ -	$ -	$ -	$ -	$ -	$ -	$ -	$ -	$ -	$ -	$ -
3675	660001868	380.1	$ -	$ -	$ -	$ -	$ -	$ -	$ -	$ -	$ -	$ -	$ -	$ -	$ -	$ -	$ -	$ -
3676	629001869	376.1	$ -	$ -	$ -	$ 46	$ 46	$ 43	$ 43	$ 43	$ 43	$ 43	$ 43	$ 43	$ 43	$ 43	$ 43	$ 43
3677	629001869	376.2	$ -	$ -	$ -	$ 279	$ 279	$ 290	$ 290	$ 290	$ 290	$ 290	$ 290	$ 290	$ 290	$ 290	$ 290	$ 290
3678	629001869	376.4	$ -	$ -	$ -	$ 37	$ 37	$ 37	$ 37	$ 37	$ 37	$ 37	$ 37	$ 37	$ 37	$ 37	$ 37	$ 37
3679	629001869	380.0	$ -	$ -	$ -	$ 135	$ 135	$ 59	$ 59	$ 59	$ 59	$ 59	$ 59	$ 59	$ 59	$ 59	$ 59	$ 59
3680	T660001870	367.1	$ -	$ -	$ -	$ -	$ -	$ -	$ -	$ -	$ -	$ -	$ -	$ -	$ -	$ -	$ -	$ -
3681	T660001870	368.0	$ -	$ -	$ -	$ -	$ -	$ -	$ -	$ -	$ -	$ -	$ -	$ -	$ -	$ -	$ -	$ -
3682	T660001870	369.0	$ -	$ -	$ -	$ -	$ -	$ -	$ -	$ -	$ -	$ -	$ -	$ -	$ -	$ -	$ -	$ -
3683	T660001871	367.1	$ -	$ -	$ -	$ -	$ -	$ -	$ -	$ -	$ -	$ -	$ -	$ -	$ -	$ -	$ -	$ -
3684	T660001871	368.0	$ -	$ -	$ -	$ -	$ -	$ -	$ -	$ -	$ -	$ -	$ -	$ -	$ -	$ -	$ -	$ -
3685	T660001871	369.0	$ -	$ -	$ -	$ -	$ -	$ -	$ -	$ -	$ -	$ -	$ -	$ -	$ -	$ -	$ -	$ -
3686	T660001872	367.1	$ -	$ -	$ -	$ -	$ -	$ -	$ -	$ -	$ -	$ -	$ -	$ -	$ -	$ -	$ -	$ -
3687	T660001872	368.0	$ -	$ -	$ -	$ -	$ -	$ -	$ -	$ -	$ -	$ -	$ -	$ -	$ -	$ -	$ -	$ -
3688	T660001872	369.0	$ -	$ -	$ -	$ -	$ -	$ -	$ -	$ -	$ -	$ -	$ -	$ -	$ -	$ -	$ -	$ -
3689	T660001873	368.0	$ -	$ -	$ -	$ -	$ -	$ -	$ -	$ -	$ -	$ -	$ -	$ -	$ -	$ -	$ -	$ -
3690	T660001873	369.0	$ -	$ -	$ -	$ -	$ -	$ -	$ -	$ -	$ -	$ -	$ -	$ -	$ -	$ -	$ -	$ -
3691	T680001874	367.1	$ -	$ -	$ -	$ -	$ -	$ -	$ -	$ -	$ -	$ -	$ -	$ -	$ -	$ -	$ -	$ -
3692	T680001874	368.0	$ -	$ -	$ -	$ -	$ -	$ -	$ -	$ -	$ -	$ -	$ -	$ -	$ -	$ -	$ -	$ -
3693	T680001874	369.0	$ -	$ -	$ -	$ -	$ -	$ -	$ -	$ -	$ -	$ -	$ -	$ -	$ -	$ -	$ -	$ -
3694	T624001875	368.0	$ -	$ -	$ -	$ -	$ -	$ -	$ -	$ -	$ -	$ -	$ -	$ -	$ -	$ -	$ -	$ -
3695	T624001875	369.0	$ -	$ -	$ -	$ -	$ -	$ -	$ -	$ -	$ -	$ -	$ -	$ -	$ -	$ -	$ -	$ -

Sponsored by NMGC Witness Erik C. Buchanan

WP Plant 4 Deprec Activity

NEW MEXICO GAS COMPANY, INC.

Depreciation Activity
Base Period - 12 Months Ending March 31, 2023
Future Test Year - 12 Months Ending September 30, 2025

	A	B	S	T	U	V	W	X	Y	Z	AA	AB	AC	AD	AE	AF
1																
2			Activity	Activity	Activity	Activity	Activity	Activity	Activity	Activity	Activity	Activity	Activity	Activity	Activity	Activity
3	Investment Number / Beginning Balance	FERC Account	8/31/2024	9/30/2024	10/31/2024	11/30/2024	12/31/2024	1/31/2025	2/28/2025	3/31/2025	4/30/2025	5/31/2025	6/30/2025	7/31/2025	8/31/2025	9/30/2025
3644	632001859	376.1	$ -	$ -	$ -	$ -	$ -	$ -	$ -	$ -	$ -	$ -	$ -	$ -	$ -	$ -
3645	632001859	376.2	$ -	$ -	$ -	$ -	$ -	$ -	$ -	$ -	$ -	$ -	$ -	$ -	$ -	$ -
3646	632001859	376.4	$ -	$ -	$ -	$ -	$ -	$ -	$ -	$ -	$ -	$ -	$ -	$ -	$ -	$ -
3647	632001859	380.0	$ -	$ -	$ -	$ -	$ -	$ -	$ -	$ -	$ -	$ -	$ -	$ -	$ -	$ -
3648	660001860	380.0	$ -	$ -	$ -	$ -	$ -	$ -	$ -	$ -	$ -	$ -	$ -	$ -	$ -	$ 48
3649	660001860	380.1	$ -	$ -	$ -	$ -	$ -	$ -	$ -	$ -	$ -	$ -	$ -	$ -	$ -	$ 22
3650	626001861	376.1	$ 1,441	$ 1,441	$ 1,626	$ 1,626	$ 1,626	$ 1,892	$ 1,892	$ 1,892	$ 1,892	$ 1,892	$ 1,892	$ 1,892	$ 1,892	$ 1,892
3651	626001861	376.2	$ 1,078	$ 1,078	$ 1,216	$ 1,216	$ 1,216	$ 1,415	$ 1,415	$ 1,415	$ 1,415	$ 1,415	$ 1,415	$ 1,415	$ 1,415	$ 1,415
3652	626001861	376.4	$ 1,094	$ 1,094	$ 1,234	$ 1,234	$ 1,234	$ 1,436	$ 1,436	$ 1,436	$ 1,436	$ 1,436	$ 1,436	$ 1,436	$ 1,436	$ 1,436
3653	660001862	376.1	$ -	$ -	$ -	$ -	$ -	$ -	$ -	$ -	$ -	$ -	$ -	$ -	$ -	$ -
3654	660001862	376.2	$ -	$ -	$ -	$ -	$ -	$ -	$ -	$ -	$ -	$ -	$ -	$ -	$ -	$ -
3655	660001862	376.4	$ -	$ -	$ -	$ -	$ -	$ -	$ -	$ -	$ -	$ -	$ -	$ -	$ -	$ -
3656	660001862	380.0	$ -	$ -	$ -	$ -	$ -	$ -	$ -	$ -	$ -	$ -	$ -	$ -	$ -	$ -
3657	662001863	376.1	$ 2,724	$ 2,724	$ 3,502	$ 3,502	$ 3,502	$ 4,346	$ 4,346	$ 4,346	$ 4,346	$ 4,346	$ 4,346	$ 4,346	$ 4,346	$ 4,346
3658	662001863	376.2	$ 2,038	$ 2,038	$ 2,619	$ 2,619	$ 2,619	$ 3,251	$ 3,251	$ 3,251	$ 3,251	$ 3,251	$ 3,251	$ 3,251	$ 3,251	$ 3,251
3659	662001863	376.4	$ 2,067	$ 2,067	$ 2,658	$ 2,658	$ 2,658	$ 3,298	$ 3,298	$ 3,298	$ 3,298	$ 3,298	$ 3,298	$ 3,298	$ 3,298	$ 3,298
3660	660001864	376.1	$ -	$ -	$ -	$ -	$ -	$ -	$ -	$ -	$ -	$ -	$ -	$ -	$ -	$ -
3661	660001864	376.2	$ -	$ -	$ -	$ -	$ -	$ -	$ -	$ -	$ -	$ -	$ -	$ -	$ -	$ -
3662	660001864	376.4	$ -	$ -	$ -	$ -	$ -	$ -	$ -	$ -	$ -	$ -	$ -	$ -	$ -	$ -
3663	660001864	380.0	$ -	$ -	$ -	$ -	$ -	$ -	$ -	$ -	$ -	$ -	$ -	$ -	$ -	$ -
3664	620001865	376.1	$ 26	$ 26	$ 26	$ 26	$ 26	$ 26	$ 26	$ 26	$ 26	$ 26	$ 26	$ 26	$ 26	$ 26
3665	620001865	376.2	$ 175	$ 175	$ 175	$ 175	$ 175	$ 175	$ 175	$ 175	$ 175	$ 175	$ 175	$ 175	$ 175	$ 175
3666	620001865	376.4	$ 22	$ 22	$ 22	$ 22	$ 22	$ 22	$ 22	$ 22	$ 22	$ 22	$ 22	$ 22	$ 22	$ 22
3667	620001865	380.0	$ 36	$ 36	$ 36	$ 36	$ 36	$ 36	$ 36	$ 36	$ 36	$ 36	$ 36	$ 36	$ 36	$ 36
3668	T680001866	367.1	$ -	$ -	$ -	$ -	$ -	$ -	$ -	$ -	$ -	$ -	$ -	$ -	$ -	$ -
3669	T680001866	368.0	$ -	$ -	$ -	$ -	$ -	$ -	$ -	$ -	$ -	$ -	$ -	$ -	$ -	$ -
3670	T680001866	369.0	$ -	$ -	$ -	$ -	$ -	$ -	$ -	$ -	$ -	$ -	$ -	$ -	$ -	$ -
3671	T680001867	367.1	$ -	$ -	$ -	$ -	$ -	$ -	$ -	$ -	$ -	$ -	$ -	$ -	$ -	$ -
3672	T680001867	368.0	$ -	$ -	$ -	$ -	$ -	$ -	$ -	$ -	$ -	$ -	$ -	$ -	$ -	$ -
3673	T680001867	369.0	$ -	$ -	$ -	$ -	$ -	$ -	$ -	$ -	$ -	$ -	$ -	$ -	$ -	$ -
3674	660001868	380.0	$ -	$ -	$ -	$ -	$ -	$ -	$ -	$ -	$ -	$ -	$ -	$ -	$ -	$ -
3675	660001868	380.1	$ -	$ -	$ -	$ -	$ -	$ -	$ -	$ -	$ -	$ -	$ -	$ -	$ -	$ -
3676	629001869	376.1	$ 43	$ 43	$ 43	$ 43	$ 43	$ 43	$ 43	$ 43	$ 43	$ 43	$ 43	$ 43	$ 43	$ 43
3677	629001869	376.2	$ 290	$ 290	$ 290	$ 290	$ 290	$ 290	$ 290	$ 290	$ 290	$ 290	$ 290	$ 290	$ 290	$ 290
3678	629001869	376.4	$ 37	$ 37	$ 37	$ 37	$ 37	$ 37	$ 37	$ 37	$ 37	$ 37	$ 37	$ 37	$ 37	$ 37
3679	629001869	380.0	$ 59	$ 59	$ 59	$ 59	$ 59	$ 59	$ 59	$ 59	$ 59	$ 59	$ 59	$ 59	$ 59	$ 59
3680	T660001870	367.1	$ -	$ -	$ -	$ -	$ -	$ -	$ -	$ -	$ -	$ -	$ -	$ -	$ -	$ -
3681	T660001870	368.0	$ -	$ -	$ -	$ -	$ -	$ -	$ -	$ -	$ -	$ -	$ -	$ -	$ -	$ -
3682	T660001870	369.0	$ -	$ -	$ -	$ -	$ -	$ -	$ -	$ -	$ -	$ -	$ -	$ -	$ -	$ -
3683	T660001871	367.1	$ -	$ -	$ -	$ -	$ -	$ -	$ -	$ -	$ -	$ -	$ -	$ -	$ -	$ -
3684	T660001871	368.0	$ -	$ -	$ -	$ -	$ -	$ -	$ -	$ -	$ -	$ -	$ -	$ -	$ -	$ -
3685	T660001871	369.0	$ -	$ -	$ -	$ -	$ -	$ -	$ -	$ -	$ -	$ -	$ -	$ -	$ -	$ -
3686	T660001872	367.1	$ -	$ -	$ -	$ -	$ -	$ -	$ -	$ -	$ -	$ -	$ -	$ -	$ -	$ -
3687	T660001872	368.0	$ -	$ -	$ -	$ -	$ -	$ -	$ -	$ -	$ -	$ -	$ -	$ -	$ -	$ -
3688	T660001872	369.0	$ -	$ -	$ -	$ -	$ -	$ -	$ -	$ -	$ -	$ -	$ -	$ -	$ -	$ -
3689	T660001873	368.0	$ -	$ -	$ -	$ -	$ -	$ -	$ -	$ -	$ -	$ -	$ -	$ -	$ -	$ -
3690	T660001873	369.0	$ -	$ -	$ -	$ -	$ -	$ -	$ -	$ -	$ -	$ -	$ -	$ -	$ -	$ -
3691	T680001874	367.1	$ -	$ -	$ -	$ -	$ -	$ -	$ -	$ -	$ -	$ -	$ -	$ -	$ -	$ -
3692	T680001874	368.0	$ -	$ -	$ -	$ -	$ -	$ -	$ -	$ -	$ -	$ -	$ -	$ -	$ -	$ -
3693	T680001874	369.0	$ -	$ -	$ -	$ -	$ -	$ -	$ -	$ -	$ -	$ -	$ -	$ -	$ -	$ -
3694	T624001875	368.0	$ -	$ -	$ -	$ -	$ -	$ -	$ -	$ -	$ -	$ -	$ -	$ -	$ -	$ -
3695	T624001875	369.0	$ -	$ -	$ -	$ -	$ -	$ -	$ -	$ -	$ -	$ -	$ -	$ -	$ -	$ -

Sponsored by NMGC Witness Erik C. Buchanan

NEW MEXICO GAS COMPANY, INC.

Depreciation Activity
Base Period - 12 Months Ending March 31, 2023
Future Test Year - 12 Months Ending September 30, 2025

	A	B	C	D	E	F	G	H	I	J	K	L	M	N	O	P	Q	R
1																		
2			Activity	Activity	Activity	Activity	Activity	Activity	Activity	Activity	Activity	Activity	Activity	Activity	Activity	Activity	Activity	Activity
3	Investment Number / Beginning Balance	FERC Account	4/30/2023	5/31/2023	6/30/2023	7/31/2023	8/31/2023	9/30/2023	10/31/2023	11/30/2023	12/31/2023	1/31/2024	2/29/2024	3/31/2024	4/30/2024	5/31/2024	6/30/2024	7/31/2024
3696	T680001876	367.1	$ -	$ -	$ -	$ -	$ -	$ -	$ -	$ -	$ -	$ -	$ -	$ -	$ -	$ -	$ -	$ -
3697	T680001876	368.0	$ -	$ -	$ -	$ -	$ -	$ -	$ -	$ -	$ -	$ -	$ -	$ -	$ -	$ -	$ -	$ -
3698	T680001876	369.0	$ -	$ -	$ -	$ -	$ -	$ -	$ -	$ -	$ -	$ -	$ -	$ -	$ -	$ -	$ -	$ -
3699	T621001877	367.1	$ -	$ -	$ -	$ -	$ -	$ -	$ -	$ -	$ -	$ -	$ -	$ -	$ -	$ -	$ -	$ -
3700	T621001877	368.0	$ -	$ -	$ -	$ -	$ -	$ -	$ -	$ -	$ -	$ -	$ -	$ -	$ -	$ -	$ -	$ -
3701	T621001877	369.0	$ -	$ -	$ -	$ -	$ -	$ -	$ -	$ -	$ -	$ -	$ -	$ -	$ -	$ -	$ -	$ -
3702	T621001878	367.1	$ -	$ -	$ -	$ -	$ -	$ -	$ -	$ -	$ -	$ -	$ -	$ -	$ -	$ -	$ -	$ -
3703	T621001878	368.0	$ -	$ -	$ -	$ -	$ -	$ -	$ -	$ -	$ -	$ -	$ -	$ -	$ -	$ -	$ -	$ -
3704	T621001878	369.0	$ -	$ -	$ -	$ -	$ -	$ -	$ -	$ -	$ -	$ -	$ -	$ -	$ -	$ -	$ -	$ -
3705	T660001879	368.0	$ -	$ -	$ 0	$ 0	$ 0	$ 0	$ 0	$ 0	$ 0	$ 0	$ 0	$ 0	$ 0	$ 0	$ 0	$ 0
3706	T660001879	369.0	$ -	$ -	$ 0	$ 0	$ 0	$ 0	$ 0	$ 0	$ 0	$ 0	$ 0	$ 0	$ 0	$ 0	$ 0	$ 0
3707	601001880	391.2	$ -	$ -	$ -	$ -	$ -	$ -	$ -	$ -	$ -	$ -	$ -	$ -	$ -	$ -	$ -	$ -
3708	601001880	397.0	$ -	$ -	$ -	$ -	$ -	$ -	$ -	$ -	$ -	$ -	$ -	$ -	$ -	$ -	$ -	$ -
3709	601001880	398.0	$ -	$ -	$ -	$ -	$ -	$ -	$ -	$ -	$ -	$ -	$ -	$ -	$ -	$ -	$ -	$ -
3710	T680001881	367.1	$ -	$ -	$ -	$ -	$ -	$ -	$ -	$ -	$ -	$ -	$ -	$ -	$ -	$ -	$ -	$ -
3711	T680001881	368.0	$ -	$ -	$ -	$ -	$ -	$ -	$ -	$ -	$ -	$ -	$ -	$ -	$ -	$ -	$ -	$ -
3712	T680001881	369.0	$ -	$ -	$ -	$ -	$ -	$ -	$ -	$ -	$ -	$ -	$ -	$ -	$ -	$ -	$ -	$ -
3713	T610001882	394.0	$ -	$ -	$ -	$ -	$ -	$ -	$ -	$ -	$ -	$ -	$ -	$ -	$ -	$ -	$ -	$ -
3714	610001883	380.0	$ -	$ -	$ -	$ -	$ -	$ -	$ -	$ -	$ -	$ -	$ -	$ -	$ -	$ -	$ -	$ -
3715	610001883	380.1	$ -	$ -	$ -	$ -	$ -	$ -	$ -	$ -	$ -	$ -	$ -	$ -	$ -	$ -	$ -	$ -
3716	626001884	376.1	$ -	$ -	$ -	$ -	$ -	$ -	$ -	$ -	$ -	$ -	$ -	$ -	$ -	$ -	$ -	$ -
3717	626001884	376.2	$ -	$ -	$ -	$ -	$ -	$ -	$ -	$ -	$ -	$ -	$ -	$ -	$ -	$ -	$ -	$ -
3718	626001884	376.4	$ -	$ -	$ -	$ -	$ -	$ -	$ -	$ -	$ -	$ -	$ -	$ -	$ -	$ -	$ -	$ -
3719	626001884	380.0	$ -	$ -	$ -	$ -	$ -	$ -	$ -	$ -	$ -	$ -	$ -	$ -	$ -	$ -	$ -	$ -
3720	T610001885	367.1	$ -	$ -	$ -	$ -	$ -	$ -	$ -	$ -	$ -	$ -	$ -	$ -	$ -	$ -	$ -	$ -
3721	T610001885	368.0	$ -	$ -	$ -	$ -	$ -	$ -	$ -	$ -	$ -	$ -	$ -	$ -	$ -	$ -	$ -	$ -
3722	T610001885	369.0	$ -	$ -	$ -	$ -	$ -	$ -	$ -	$ -	$ -	$ -	$ -	$ -	$ -	$ -	$ -	$ -
3723	626001886	376.1	$ -	$ -	$ -	$ -	$ -	$ -	$ -	$ -	$ -	$ -	$ -	$ -	$ -	$ -	$ -	$ -
3724	626001886	376.2	$ -	$ -	$ -	$ -	$ -	$ -	$ -	$ -	$ -	$ -	$ -	$ -	$ -	$ -	$ -	$ -
3725	626001886	376.4	$ -	$ -	$ -	$ -	$ -	$ -	$ -	$ -	$ -	$ -	$ -	$ -	$ -	$ -	$ -	$ -
3726	626001886	380.0	$ -	$ -	$ -	$ -	$ -	$ -	$ -	$ -	$ -	$ -	$ -	$ -	$ -	$ -	$ -	$ -
3727	601001887	390.0	$ -	$ -	$ -	$ -	$ -	$ -	$ -	$ -	$ -	$ -	$ -	$ -	$ -	$ -	$ -	$ -
3728	T601001888	390.0	$ -	$ -	$ -	$ -	$ -	$ -	$ -	$ -	$ -	$ -	$ -	$ -	$ -	$ -	$ -	$ -
3729	T610001889	367.1	$ -	$ -	$ -	$ -	$ -	$ -	$ -	$ -	$ -	$ -	$ -	$ -	$ -	$ -	$ -	$ -
3730	T610001889	368.0	$ -	$ -	$ -	$ -	$ -	$ -	$ -	$ -	$ -	$ -	$ -	$ -	$ -	$ -	$ -	$ -
3731	T610001889	369.0	$ -	$ -	$ -	$ -	$ -	$ -	$ -	$ -	$ -	$ -	$ -	$ -	$ -	$ -	$ -	$ -
3732	T610001890	367.1	$ -	$ -	$ -	$ -	$ -	$ -	$ -	$ -	$ -	$ -	$ -	$ -	$ -	$ -	$ -	$ -
3733	T610001890	368.0	$ -	$ -	$ -	$ -	$ -	$ -	$ -	$ -	$ -	$ -	$ -	$ -	$ -	$ -	$ -	$ -
3734	T610001890	369.0	$ -	$ -	$ -	$ -	$ -	$ -	$ -	$ -	$ -	$ -	$ -	$ -	$ -	$ -	$ -	$ -
3735	T660001891	367.1	$ -	$ -	$ -	$ -	$ -	$ -	$ -	$ -	$ -	$ -	$ -	$ -	$ -	$ -	$ -	$ -
3736	T660001891	368.0	$ -	$ -	$ -	$ -	$ -	$ -	$ -	$ -	$ -	$ -	$ -	$ -	$ -	$ -	$ -	$ -
3737	T660001891	369.0	$ -	$ -	$ -	$ -	$ -	$ -	$ -	$ -	$ -	$ -	$ -	$ -	$ -	$ -	$ -	$ -
3738	T680001892	367.1	$ -	$ -	$ -	$ -	$ -	$ -	$ -	$ -	$ -	$ -	$ -	$ -	$ -	$ -	$ -	$ -
3739	T680001892	368.0	$ -	$ -	$ -	$ -	$ -	$ -	$ -	$ -	$ -	$ -	$ -	$ -	$ -	$ -	$ -	$ -
3740	T680001892	369.0	$ -	$ -	$ -	$ -	$ -	$ -	$ -	$ -	$ -	$ -	$ -	$ -	$ -	$ -	$ -	$ -
3741	T621001893	367.1	$ -	$ -	$ -	$ -	$ -	$ -	$ -	$ -	$ -	$ -	$ -	$ -	$ -	$ -	$ -	$ -
3742	T621001893	368.0	$ -	$ -	$ -	$ -	$ -	$ -	$ -	$ -	$ -	$ -	$ -	$ -	$ -	$ -	$ -	$ -
3743	T621001893	369.0	$ -	$ -	$ -	$ -	$ -	$ -	$ -	$ -	$ -	$ -	$ -	$ -	$ -	$ -	$ -	$ -
3744	T680001894	367.1	$ -	$ -	$ -	$ -	$ -	$ -	$ -	$ -	$ -	$ -	$ -	$ -	$ -	$ -	$ -	$ -
3745	T680001894	368.0	$ -	$ -	$ -	$ -	$ -	$ -	$ -	$ -	$ -	$ -	$ -	$ -	$ -	$ -	$ -	$ -
3746	T680001894	369.0	$ -	$ -	$ -	$ -	$ -	$ -	$ -	$ -	$ -	$ -	$ -	$ -	$ -	$ -	$ -	$ -
3747	T680001895	367.1	$ -	$ -	$ -	$ -	$ -	$ -	$ -	$ -	$ -	$ -	$ -	$ -	$ -	$ -	$ -	$ -

NEW MEXICO GAS COMPANY, INC.

Depreciation Activity
Base Period - 12 Months Ending March 31, 2023
Future Test Year - 12 Months Ending September 30, 2025

	A	B	S	T	U	V	W	X	Y	Z	AA	AB	AC	AD	AE	AF
1																
2			Activity	Activity	Activity	Activity	Activity	Activity	Activity	Activity	Activity	Activity	Activity	Activity	Activity	Activity
3	Investment Number / Beginning Balance	FERC Account	8/31/2024	9/30/2024	10/31/2024	11/30/2024	12/31/2024	1/31/2025	2/28/2025	3/31/2025	4/30/2025	5/31/2025	6/30/2025	7/31/2025	8/31/2025	9/30/2025
3696	T680001876	367.1	$ -	$ -	$ -	$ -	$ -	$ -	$ -	$ -	$ -	$ -	$ -	$ -	$ -	$ -
3697	T680001876	368.0	$ -	$ -	$ -	$ -	$ -	$ -	$ -	$ -	$ -	$ -	$ -	$ -	$ -	$ -
3698	T680001876	369.0	$ -	$ -	$ -	$ -	$ -	$ -	$ -	$ -	$ -	$ -	$ -	$ -	$ -	$ -
3699	T621001877	367.1	$ -	$ -	$ -	$ -	$ -	$ -	$ -	$ -	$ -	$ -	$ -	$ -	$ -	$ -
3700	T621001877	368.0	$ -	$ -	$ -	$ -	$ -	$ -	$ -	$ -	$ -	$ -	$ -	$ -	$ -	$ -
3701	T621001877	369.0	$ -	$ -	$ -	$ -	$ -	$ -	$ -	$ -	$ -	$ -	$ -	$ -	$ -	$ -
3702	T621001878	367.1	$ -	$ -	$ -	$ -	$ -	$ -	$ -	$ -	$ -	$ -	$ -	$ -	$ -	$ -
3703	T621001878	368.0	$ -	$ -	$ -	$ -	$ -	$ -	$ -	$ -	$ -	$ -	$ -	$ -	$ -	$ -
3704	T621001878	369.0	$ -	$ -	$ -	$ -	$ -	$ -	$ -	$ -	$ -	$ -	$ -	$ -	$ -	$ -
3705	T660001879	368.0	$ 0	$ 0	$ 0	$ 0	$ 0	$ 0	$ 0	$ 0	$ 0	$ 0	$ 0	$ 0	$ 0	$ 0
3706	T660001879	369.0	$ 0	$ 0	$ 0	$ 0	$ 0	$ 0	$ 0	$ 0	$ 0	$ 0	$ 0	$ 0	$ 0	$ 0
3707	601001880	391.2	$ -	$ -	$ -	$ -	$ -	$ -	$ -	$ -	$ -	$ -	$ -	$ -	$ -	$ -
3708	601001880	397.0	$ -	$ -	$ -	$ -	$ -	$ -	$ -	$ -	$ -	$ -	$ -	$ -	$ -	$ -
3709	601001880	398.0	$ -	$ -	$ -	$ -	$ -	$ -	$ -	$ -	$ -	$ -	$ -	$ -	$ -	$ -
3710	T680001881	367.1	$ -	$ -	$ -	$ -	$ -	$ -	$ -	$ -	$ -	$ -	$ -	$ 203	$ 203	$ 203
3711	T680001881	368.0	$ -	$ -	$ -	$ -	$ -	$ -	$ -	$ -	$ -	$ -	$ -	$ 39	$ 39	$ 39
3712	T680001881	369.0	$ -	$ -	$ -	$ -	$ -	$ -	$ -	$ -	$ -	$ -	$ -	$ 81	$ 81	$ 81
3713	T610001882	394.0	$ -	$ -	$ -	$ -	$ -	$ -	$ -	$ -	$ -	$ -	$ -	$ -	$ -	$ -
3714	610001883	380.0	$ -	$ -	$ -	$ -	$ -	$ -	$ -	$ -	$ -	$ -	$ -	$ -	$ -	$ -
3715	610001883	380.1	$ -	$ -	$ -	$ -	$ -	$ -	$ -	$ -	$ -	$ -	$ -	$ -	$ -	$ -
3716	626001884	376.1	$ -	$ -	$ -	$ -	$ -	$ -	$ -	$ -	$ -	$ -	$ -	$ -	$ -	$ -
3717	626001884	376.2	$ -	$ -	$ -	$ -	$ -	$ -	$ -	$ -	$ -	$ -	$ -	$ -	$ -	$ -
3718	626001884	376.4	$ -	$ -	$ -	$ -	$ -	$ -	$ -	$ -	$ -	$ -	$ -	$ -	$ -	$ -
3719	626001884	380.0	$ -	$ -	$ -	$ -	$ -	$ -	$ -	$ -	$ -	$ -	$ -	$ -	$ -	$ -
3720	T610001885	367.1	$ -	$ -	$ -	$ -	$ -	$ 971	$ 971	$ 971	$ 971	$ 971	$ 971	$ 971	$ 971	$ 971
3721	T610001885	368.0	$ -	$ -	$ -	$ -	$ -	$ 186	$ 186	$ 186	$ 186	$ 186	$ 186	$ 186	$ 186	$ 186
3722	T610001885	369.0	$ -	$ -	$ -	$ -	$ -	$ 385	$ 385	$ 385	$ 385	$ 385	$ 385	$ 385	$ 385	$ 385
3723	626001886	376.1	$ -	$ -	$ -	$ -	$ -	$ -	$ -	$ -	$ -	$ -	$ -	$ -	$ -	$ 20
3724	626001886	376.2	$ -	$ -	$ -	$ -	$ -	$ -	$ -	$ -	$ -	$ -	$ -	$ -	$ -	$ 134
3725	626001886	376.4	$ -	$ -	$ -	$ -	$ -	$ -	$ -	$ -	$ -	$ -	$ -	$ -	$ -	$ 17
3726	626001886	380.0	$ -	$ -	$ -	$ -	$ -	$ -	$ -	$ -	$ -	$ -	$ -	$ -	$ -	$ 27
3727	601001887	390.0	$ -	$ -	$ -	$ -	$ -	$ -	$ -	$ -	$ -	$ -	$ -	$ -	$ -	$ -
3728	T601001888	390.0	$ -	$ -	$ -	$ -	$ -	$ -	$ -	$ -	$ -	$ -	$ -	$ -	$ -	$ -
3729	T610001889	367.1	$ -	$ -	$ -	$ -	$ -	$ -	$ -	$ -	$ -	$ -	$ -	$ -	$ -	$ -
3730	T610001889	368.0	$ -	$ -	$ -	$ -	$ -	$ -	$ -	$ -	$ -	$ -	$ -	$ -	$ -	$ -
3731	T610001889	369.0	$ -	$ -	$ -	$ -	$ -	$ -	$ -	$ -	$ -	$ -	$ -	$ -	$ -	$ -
3732	T610001890	367.1	$ -	$ -	$ -	$ -	$ -	$ -	$ -	$ -	$ -	$ -	$ -	$ -	$ -	$ -
3733	T610001890	368.0	$ -	$ -	$ -	$ -	$ -	$ -	$ -	$ -	$ -	$ -	$ -	$ -	$ -	$ -
3734	T610001890	369.0	$ -	$ -	$ -	$ -	$ -	$ -	$ -	$ -	$ -	$ -	$ -	$ -	$ -	$ -
3735	T660001891	367.1	$ -	$ -	$ -	$ -	$ -	$ -	$ -	$ -	$ -	$ -	$ -	$ -	$ -	$ -
3736	T660001891	368.0	$ -	$ -	$ -	$ -	$ -	$ -	$ -	$ -	$ -	$ -	$ -	$ -	$ -	$ -
3737	T660001891	369.0	$ -	$ -	$ -	$ -	$ -	$ -	$ -	$ -	$ -	$ -	$ -	$ -	$ -	$ -
3738	T680001892	367.1	$ -	$ -	$ -	$ -	$ -	$ -	$ -	$ -	$ -	$ -	$ -	$ -	$ -	$ -
3739	T680001892	368.0	$ -	$ -	$ -	$ -	$ -	$ -	$ -	$ -	$ -	$ -	$ -	$ -	$ -	$ -
3740	T680001892	369.0	$ -	$ -	$ -	$ -	$ -	$ -	$ -	$ -	$ -	$ -	$ -	$ -	$ -	$ -
3741	T621001893	367.1	$ -	$ -	$ -	$ -	$ -	$ -	$ -	$ -	$ -	$ -	$ -	$ -	$ -	$ -
3742	T621001893	368.0	$ -	$ -	$ -	$ -	$ -	$ -	$ -	$ -	$ -	$ -	$ -	$ -	$ -	$ -
3743	T621001893	369.0	$ -	$ -	$ -	$ -	$ -	$ -	$ -	$ -	$ -	$ -	$ -	$ -	$ -	$ -
3744	T680001894	367.1	$ -	$ -	$ -	$ -	$ -	$ -	$ -	$ -	$ -	$ -	$ -	$ -	$ -	$ -
3745	T680001894	368.0	$ -	$ -	$ -	$ -	$ -	$ -	$ -	$ -	$ -	$ -	$ -	$ -	$ -	$ -
3746	T680001894	369.0	$ -	$ -	$ -	$ -	$ -	$ -	$ -	$ -	$ -	$ -	$ -	$ -	$ -	$ -
3747	T680001895	367.1	$ -	$ -	$ -	$ -	$ -	$ -	$ -	$ -	$ -	$ -	$ -	$ -	$ -	$ -

NEW MEXICO GAS COMPANY, INC.

Depreciation Activity
Base Period - 12 Months Ending March 31, 2023
Future Test Year - 12 Months Ending September 30, 2025

	A	B	C	D	E	F	G	H	I	J	K	L	M	N	O	P	Q	R
1																		
2			Activity	Activity	Activity	Activity	Activity	Activity	Activity	Activity	Activity	Activity	Activity	Activity	Activity	Activity	Activity	Activity
3	Investment Number / Beginning Balance	FERC Account	4/30/2023	5/31/2023	6/30/2023	7/31/2023	8/31/2023	9/30/2023	10/31/2023	11/30/2023	12/31/2023	1/31/2024	2/29/2024	3/31/2024	4/30/2024	5/31/2024	6/30/2024	7/31/2024
3748	T680001895	368.0	$ -	$ -	$ -	$ -	$ -	$ -	$ -	$ -	$ -	$ -	$ -	$ -	$ -	$ -	$ -	$ -
3749	T680001895	369.0	$ -	$ -	$ -	$ -	$ -	$ -	$ -	$ -	$ -	$ -	$ -	$ -	$ -	$ -	$ -	$ -
3750	T680001896	367.1	$ -	$ -	$ -	$ -	$ -	$ -	$ -	$ -	$ -	$ -	$ -	$ -	$ -	$ -	$ -	$ -
3751	T680001896	368.0	$ -	$ -	$ -	$ -	$ -	$ -	$ -	$ -	$ -	$ -	$ -	$ -	$ -	$ -	$ -	$ -
3752	T680001896	369.0	$ -	$ -	$ -	$ -	$ -	$ -	$ -	$ -	$ -	$ -	$ -	$ -	$ -	$ -	$ -	$ -
3753	T680001897	367.1	$ -	$ -	$ -	$ -	$ -	$ -	$ -	$ -	$ -	$ -	$ -	$ -	$ -	$ -	$ -	$ -
3754	T680001897	368.0	$ -	$ -	$ -	$ -	$ -	$ -	$ -	$ -	$ -	$ -	$ -	$ -	$ -	$ -	$ -	$ -
3755	T680001897	369.0	$ -	$ -	$ -	$ -	$ -	$ -	$ -	$ -	$ -	$ -	$ -	$ -	$ -	$ -	$ -	$ -
3756	T680001898	367.1	$ -	$ -	$ -	$ -	$ -	$ -	$ -	$ -	$ -	$ -	$ -	$ -	$ -	$ -	$ -	$ -
3757	T680001898	368.0	$ -	$ -	$ -	$ -	$ -	$ -	$ -	$ -	$ -	$ -	$ -	$ -	$ -	$ -	$ -	$ -
3758	T680001898	369.0	$ -	$ -	$ -	$ -	$ -	$ -	$ -	$ -	$ -	$ -	$ -	$ -	$ -	$ -	$ -	$ -
3759	T680001899	367.1	$ -	$ -	$ -	$ -	$ -	$ -	$ -	$ -	$ -	$ -	$ -	$ -	$ -	$ -	$ -	$ -
3760	T680001899	368.0	$ -	$ -	$ -	$ -	$ -	$ -	$ -	$ -	$ -	$ -	$ -	$ -	$ -	$ -	$ -	$ -
3761	T680001899	369.0	$ -	$ -	$ -	$ -	$ -	$ -	$ -	$ -	$ -	$ -	$ -	$ -	$ -	$ -	$ -	$ -
3762	T624001900	367.1	$ -	$ -	$ -	$ -	$ -	$ -	$ -	$ -	$ -	$ -	$ -	$ -	$ -	$ -	$ -	$ -
3763	T680001901	367.1	$ -	$ -	$ -	$ -	$ -	$ -	$ -	$ -	$ -	$ -	$ -	$ -	$ -	$ -	$ -	$ -
3764	T680001901	368.0	$ -	$ -	$ -	$ -	$ -	$ -	$ -	$ -	$ -	$ -	$ -	$ -	$ -	$ -	$ -	$ -
3765	T680001901	369.0	$ -	$ -	$ -	$ -	$ -	$ -	$ -	$ -	$ -	$ -	$ -	$ -	$ -	$ -	$ -	$ -
3766	T680001902	367.1	$ -	$ -	$ -	$ -	$ -	$ -	$ -	$ -	$ -	$ -	$ -	$ -	$ -	$ -	$ -	$ -
3767	T680001902	368.0	$ -	$ -	$ -	$ -	$ -	$ -	$ -	$ -	$ -	$ -	$ -	$ -	$ -	$ -	$ -	$ -
3768	T680001902	369.0	$ -	$ -	$ -	$ -	$ -	$ -	$ -	$ -	$ -	$ -	$ -	$ -	$ -	$ -	$ -	$ -
3769	T624001903	367.1	$ -	$ -	$ -	$ -	$ -	$ -	$ -	$ -	$ -	$ -	$ -	$ -	$ -	$ -	$ -	$ -
3770	T624001903	368.0	$ -	$ -	$ -	$ -	$ -	$ -	$ -	$ -	$ -	$ -	$ -	$ -	$ -	$ -	$ -	$ -
3771	T624001903	369.0	$ -	$ -	$ -	$ -	$ -	$ -	$ -	$ -	$ -	$ -	$ -	$ -	$ -	$ -	$ -	$ -
3772	T680001904	367.1	$ -	$ -	$ -	$ -	$ -	$ -	$ -	$ -	$ -	$ -	$ -	$ -	$ -	$ -	$ -	$ -
3773	T680001904	368.0	$ -	$ -	$ -	$ -	$ -	$ -	$ -	$ -	$ -	$ -	$ -	$ -	$ -	$ -	$ -	$ -
3774	T680001904	369.0	$ -	$ -	$ -	$ -	$ -	$ -	$ -	$ -	$ -	$ -	$ -	$ -	$ -	$ -	$ -	$ -
3775	T680001905	367.1	$ -	$ -	$ -	$ -	$ -	$ -	$ -	$ -	$ -	$ -	$ -	$ -	$ -	$ -	$ -	$ -
3776	T680001905	368.0	$ -	$ -	$ -	$ -	$ -	$ -	$ -	$ -	$ -	$ -	$ -	$ -	$ -	$ -	$ -	$ -
3777	T680001905	369.0	$ -	$ -	$ -	$ -	$ -	$ -	$ -	$ -	$ -	$ -	$ -	$ -	$ -	$ -	$ -	$ -
3778	T680001906	367.1	$ -	$ -	$ -	$ -	$ -	$ -	$ -	$ -	$ -	$ -	$ -	$ -	$ -	$ -	$ -	$ -
3779	T680001906	368.0	$ -	$ -	$ -	$ -	$ -	$ -	$ -	$ -	$ -	$ -	$ -	$ -	$ -	$ -	$ -	$ -
3780	T680001906	369.0	$ -	$ -	$ -	$ -	$ -	$ -	$ -	$ -	$ -	$ -	$ -	$ -	$ -	$ -	$ -	$ -
3781	T680001907	367.1	$ -	$ -	$ -	$ -	$ -	$ -	$ -	$ -	$ -	$ -	$ -	$ -	$ -	$ -	$ -	$ -
3782	T680001907	368.0	$ -	$ -	$ -	$ -	$ -	$ -	$ -	$ -	$ -	$ -	$ -	$ -	$ -	$ -	$ -	$ -
3783	T680001907	369.0	$ -	$ -	$ -	$ -	$ -	$ -	$ -	$ -	$ -	$ -	$ -	$ -	$ -	$ -	$ -	$ -
3784	T680001908	367.1	$ -	$ -	$ -	$ -	$ -	$ -	$ -	$ -	$ -	$ -	$ -	$ -	$ -	$ -	$ -	$ -
3785	T680001908	368.0	$ -	$ -	$ -	$ -	$ -	$ -	$ -	$ -	$ -	$ -	$ -	$ -	$ -	$ -	$ -	$ -
3786	T680001908	369.0	$ -	$ -	$ -	$ -	$ -	$ -	$ -	$ -	$ -	$ -	$ -	$ -	$ -	$ -	$ -	$ -
3787	T680001909	367.1	$ -	$ -	$ -	$ -	$ -	$ -	$ -	$ -	$ -	$ -	$ -	$ -	$ -	$ -	$ -	$ -
3788	T680001909	368.0	$ -	$ -	$ -	$ -	$ -	$ -	$ -	$ -	$ -	$ -	$ -	$ -	$ -	$ -	$ -	$ -
3789	T680001909	369.0	$ -	$ -	$ -	$ -	$ -	$ -	$ -	$ -	$ -	$ -	$ -	$ -	$ -	$ -	$ -	$ -
3790	T624001910	367.1	$ -	$ -	$ -	$ -	$ -	$ -	$ -	$ -	$ -	$ -	$ -	$ -	$ -	$ -	$ -	$ -
3791	T624001910	368.0	$ -	$ -	$ -	$ -	$ -	$ -	$ -	$ -	$ -	$ -	$ -	$ -	$ -	$ -	$ -	$ -
3792	T624001910	369.0	$ -	$ -	$ -	$ -	$ -	$ -	$ -	$ -	$ -	$ -	$ -	$ -	$ -	$ -	$ -	$ -
3793	T680001911	367.1	$ -	$ -	$ -	$ -	$ -	$ -	$ -	$ -	$ -	$ -	$ -	$ -	$ -	$ -	$ -	$ -
3794	T680001911	368.0	$ -	$ -	$ -	$ -	$ -	$ -	$ -	$ -	$ -	$ -	$ -	$ -	$ -	$ -	$ -	$ -
3795	T680001911	369.0	$ -	$ -	$ -	$ -	$ -	$ -	$ -	$ -	$ -	$ -	$ -	$ -	$ -	$ -	$ -	$ -
3796	T624001912	367.1	$ -	$ -	$ -	$ -	$ -	$ -	$ -	$ -	$ -	$ -	$ -	$ -	$ -	$ -	$ -	$ -
3797	T624001912	368.0	$ -	$ -	$ -	$ -	$ -	$ -	$ -	$ -	$ -	$ -	$ -	$ -	$ -	$ -	$ -	$ -
3798	T624001912	369.0	$ -	$ -	$ -	$ -	$ -	$ -	$ -	$ -	$ -	$ -	$ -	$ -	$ -	$ -	$ -	$ -
3799	T624001913	367.1	$ -	$ -	$ -	$ -	$ -	$ -	$ -	$ -	$ -	$ -	$ -	$ -	$ -	$ -	$ -	$ -

NEW MEXICO GAS COMPANY, INC.

Depreciation Activity
Base Period - 12 Months Ending March 31, 2023
Future Test Year - 12 Months Ending September 30, 2025

	A	B	S	T	U	V	W	X	Y	Z	AA	AB	AC	AD	AE	AF
1																
2			Activity	Activity	Activity	Activity	Activity	Activity	Activity	Activity	Activity	Activity	Activity	Activity	Activity	Activity
3	Investment Number / Beginning Balance	FERC Account	8/31/2024	9/30/2024	10/31/2024	11/30/2024	12/31/2024	1/31/2025	2/28/2025	3/31/2025	4/30/2025	5/31/2025	6/30/2025	7/31/2025	8/31/2025	9/30/2025
3748	T680001895	368.0	$ -	$ -	$ -	$ -	$ -	$ -	$ -	$ -	$ -	$ -	$ -	$ -	$ -	$ -
3749	T680001895	369.0	$ -	$ -	$ -	$ -	$ -	$ -	$ -	$ -	$ -	$ -	$ -	$ -	$ -	$ -
3750	T680001896	367.1	$ -	$ -	$ -	$ -	$ -	$ -	$ -	$ -	$ -	$ -	$ -	$ -	$ -	$ -
3751	T680001896	368.0	$ -	$ -	$ -	$ -	$ -	$ -	$ -	$ -	$ -	$ -	$ -	$ -	$ -	$ -
3752	T680001896	369.0	$ -	$ -	$ -	$ -	$ -	$ -	$ -	$ -	$ -	$ -	$ -	$ -	$ -	$ -
3753	T680001897	367.1	$ -	$ -	$ -	$ -	$ -	$ -	$ -	$ -	$ -	$ -	$ -	$ -	$ -	$ -
3754	T680001897	368.0	$ -	$ -	$ -	$ -	$ -	$ -	$ -	$ -	$ -	$ -	$ -	$ -	$ -	$ -
3755	T680001897	369.0	$ -	$ -	$ -	$ -	$ -	$ -	$ -	$ -	$ -	$ -	$ -	$ -	$ -	$ -
3756	T680001898	367.1	$ -	$ -	$ -	$ -	$ -	$ -	$ -	$ -	$ -	$ -	$ -	$ -	$ -	$ -
3757	T680001898	368.0	$ -	$ -	$ -	$ -	$ -	$ -	$ -	$ -	$ -	$ -	$ -	$ -	$ -	$ -
3758	T680001898	369.0	$ -	$ -	$ -	$ -	$ -	$ -	$ -	$ -	$ -	$ -	$ -	$ -	$ -	$ -
3759	T680001899	367.1	$ -	$ -	$ -	$ -	$ -	$ -	$ -	$ -	$ -	$ -	$ -	$ -	$ -	$ -
3760	T680001899	368.0	$ -	$ -	$ -	$ -	$ -	$ -	$ -	$ -	$ -	$ -	$ -	$ -	$ -	$ -
3761	T680001899	369.0	$ -	$ -	$ -	$ -	$ -	$ -	$ -	$ -	$ -	$ -	$ -	$ -	$ -	$ -
3762	T624001900	367.1	$ -	$ -	$ -	$ -	$ -	$ -	$ -	$ -	$ -	$ -	$ -	$ -	$ -	$ -
3763	T680001901	367.1	$ -	$ -	$ -	$ -	$ -	$ -	$ -	$ -	$ -	$ -	$ -	$ -	$ -	$ -
3764	T680001901	368.0	$ -	$ -	$ -	$ -	$ -	$ -	$ -	$ -	$ -	$ -	$ -	$ -	$ -	$ -
3765	T680001901	369.0	$ -	$ -	$ -	$ -	$ -	$ -	$ -	$ -	$ -	$ -	$ -	$ -	$ -	$ -
3766	T680001902	367.1	$ -	$ -	$ -	$ -	$ -	$ -	$ -	$ -	$ -	$ -	$ -	$ -	$ -	$ -
3767	T680001902	368.0	$ -	$ -	$ -	$ -	$ -	$ -	$ -	$ -	$ -	$ -	$ -	$ -	$ -	$ -
3768	T680001902	369.0	$ -	$ -	$ -	$ -	$ -	$ -	$ -	$ -	$ -	$ -	$ -	$ -	$ -	$ -
3769	T624001903	367.1	$ -	$ -	$ -	$ -	$ -	$ -	$ -	$ -	$ -	$ -	$ -	$ -	$ -	$ 188
3770	T624001903	368.0	$ -	$ -	$ -	$ -	$ -	$ -	$ -	$ -	$ -	$ -	$ -	$ -	$ -	$ 36
3771	T624001903	369.0	$ -	$ -	$ -	$ -	$ -	$ -	$ -	$ -	$ -	$ -	$ -	$ -	$ -	$ 75
3772	T680001904	367.1	$ -	$ -	$ -	$ -	$ -	$ -	$ -	$ -	$ -	$ -	$ -	$ -	$ -	$ -
3773	T680001904	368.0	$ -	$ -	$ -	$ -	$ -	$ -	$ -	$ -	$ -	$ -	$ -	$ -	$ -	$ -
3774	T680001904	369.0	$ -	$ -	$ -	$ -	$ -	$ -	$ -	$ -	$ -	$ -	$ -	$ -	$ -	$ -
3775	T680001905	367.1	$ -	$ -	$ -	$ -	$ -	$ -	$ -	$ -	$ -	$ -	$ -	$ -	$ -	$ -
3776	T680001905	368.0	$ -	$ -	$ -	$ -	$ -	$ -	$ -	$ -	$ -	$ -	$ -	$ -	$ -	$ -
3777	T680001905	369.0	$ -	$ -	$ -	$ -	$ -	$ -	$ -	$ -	$ -	$ -	$ -	$ -	$ -	$ -
3778	T680001906	367.1	$ -	$ -	$ -	$ -	$ -	$ -	$ -	$ -	$ -	$ -	$ -	$ -	$ -	$ -
3779	T680001906	368.0	$ -	$ -	$ -	$ -	$ -	$ -	$ -	$ -	$ -	$ -	$ -	$ -	$ -	$ -
3780	T680001906	369.0	$ -	$ -	$ -	$ -	$ -	$ -	$ -	$ -	$ -	$ -	$ -	$ -	$ -	$ -
3781	T680001907	367.1	$ -	$ -	$ -	$ -	$ -	$ -	$ -	$ -	$ -	$ -	$ -	$ -	$ -	$ -
3782	T680001907	368.0	$ -	$ -	$ -	$ -	$ -	$ -	$ -	$ -	$ -	$ -	$ -	$ -	$ -	$ -
3783	T680001907	369.0	$ -	$ -	$ -	$ -	$ -	$ -	$ -	$ -	$ -	$ -	$ -	$ -	$ -	$ -
3784	T680001908	367.1	$ -	$ -	$ -	$ -	$ -	$ -	$ -	$ -	$ -	$ -	$ -	$ -	$ -	$ -
3785	T680001908	368.0	$ -	$ -	$ -	$ -	$ -	$ -	$ -	$ -	$ -	$ -	$ -	$ -	$ -	$ -
3786	T680001908	369.0	$ -	$ -	$ -	$ -	$ -	$ -	$ -	$ -	$ -	$ -	$ -	$ -	$ -	$ -
3787	T680001909	367.1	$ -	$ -	$ -	$ -	$ -	$ -	$ -	$ -	$ -	$ -	$ -	$ -	$ -	$ -
3788	T680001909	368.0	$ -	$ -	$ -	$ -	$ -	$ -	$ -	$ -	$ -	$ -	$ -	$ -	$ -	$ -
3789	T680001909	369.0	$ -	$ -	$ -	$ -	$ -	$ -	$ -	$ -	$ -	$ -	$ -	$ -	$ -	$ -
3790	T624001910	367.1	$ -	$ -	$ -	$ -	$ -	$ -	$ -	$ -	$ -	$ -	$ -	$ -	$ -	$ 264
3791	T624001910	368.0	$ -	$ -	$ -	$ -	$ -	$ -	$ -	$ -	$ -	$ -	$ -	$ -	$ -	$ 51
3792	T624001910	369.0	$ -	$ -	$ -	$ -	$ -	$ -	$ -	$ -	$ -	$ -	$ -	$ -	$ -	$ 105
3793	T680001911	367.1	$ -	$ -	$ -	$ -	$ -	$ -	$ -	$ -	$ -	$ -	$ -	$ -	$ -	$ -
3794	T680001911	368.0	$ -	$ -	$ -	$ -	$ -	$ -	$ -	$ -	$ -	$ -	$ -	$ -	$ -	$ -
3795	T680001911	369.0	$ -	$ -	$ -	$ -	$ -	$ -	$ -	$ -	$ -	$ -	$ -	$ -	$ -	$ -
3796	T624001912	367.1	$ -	$ -	$ 315	$ 315	$ 315	$ 315	$ 315	$ 315	$ 315	$ 315	$ 315	$ 315	$ 315	$ 315
3797	T624001912	368.0	$ -	$ -	$ 60	$ 60	$ 60	$ 60	$ 60	$ 60	$ 60	$ 60	$ 60	$ 60	$ 60	$ 60
3798	T624001912	369.0	$ -	$ -	$ 125	$ 125	$ 125	$ 125	$ 125	$ 125	$ 125	$ 125	$ 125	$ 125	$ 125	$ 125
3799	T624001913	367.1	$ -	$ -	$ -	$ -	$ -	$ -	$ -	$ -	$ -	$ -	$ -	$ -	$ -	$ -

Sponsored by NMGC Witness Erik C. Buchanan

NEW MEXICO GAS COMPANY, INC.

Depreciation Activity
Base Period - 12 Months Ending March 31, 2023
Future Test Year - 12 Months Ending September 30, 2025

	A	B	C	D	E	F	G	H	I	J	K	L	M	N	O	P	Q	R
1																		
2			Activity	Activity	Activity	Activity	Activity	Activity	Activity	Activity	Activity	Activity	Activity	Activity	Activity	Activity	Activity	Activity
3	Investment Number / Beginning Balance	FERC Account	4/30/2023	5/31/2023	6/30/2023	7/31/2023	8/31/2023	9/30/2023	10/31/2023	11/30/2023	12/31/2023	1/31/2024	2/29/2024	3/31/2024	4/30/2024	5/31/2024	6/30/2024	7/31/2024
3800	T624001913	368.0	$ -	$ -	$ -	$ -	$ -	$ -	$ -	$ -	$ -	$ -	$ -	$ -	$ -	$ -	$ -	$ -
3801	T624001913	369.0	$ -	$ -	$ -	$ -	$ -	$ -	$ -	$ -	$ -	$ -	$ -	$ -	$ -	$ -	$ -	$ -
3802	T624001914	367.1	$ -	$ -	$ -	$ -	$ -	$ -	$ -	$ -	$ -	$ -	$ -	$ -	$ -	$ -	$ -	$ -
3803	T624001914	368.0	$ -	$ -	$ -	$ -	$ -	$ -	$ -	$ -	$ -	$ -	$ -	$ -	$ -	$ -	$ -	$ -
3804	T624001914	369.0	$ -	$ -	$ -	$ -	$ -	$ -	$ -	$ -	$ -	$ -	$ -	$ -	$ -	$ -	$ -	$ -
3805	T680001916	367.1	$ -	$ -	$ -	$ -	$ -	$ -	$ -	$ -	$ -	$ -	$ -	$ -	$ -	$ -	$ -	$ -
3806	T680001916	368.0	$ -	$ -	$ -	$ -	$ -	$ -	$ -	$ -	$ -	$ -	$ -	$ -	$ -	$ -	$ -	$ -
3807	T680001916	369.0	$ -	$ -	$ -	$ -	$ -	$ -	$ -	$ -	$ -	$ -	$ -	$ -	$ -	$ -	$ -	$ -
3808	610001917	376.1	$ -	$ -	$ -	$ -	$ -	$ -	$ -	$ -	$ -	$ -	$ -	$ -	$ -	$ -	$ -	$ -
3809	610001917	376.2	$ -	$ -	$ -	$ -	$ -	$ -	$ -	$ -	$ -	$ -	$ -	$ -	$ -	$ -	$ -	$ -
3810	610001917	376.4	$ -	$ -	$ -	$ -	$ -	$ -	$ -	$ -	$ -	$ -	$ -	$ -	$ -	$ -	$ -	$ -
3811	610001917	380.0	$ -	$ -	$ -	$ -	$ -	$ -	$ -	$ -	$ -	$ -	$ -	$ -	$ -	$ -	$ -	$ -
3812	610001918	376.1	$ -	$ -	$ -	$ -	$ -	$ -	$ -	$ -	$ -	$ -	$ -	$ -	$ -	$ -	$ -	$ -
3813	610001918	376.2	$ -	$ -	$ -	$ -	$ -	$ -	$ -	$ -	$ -	$ -	$ -	$ -	$ -	$ -	$ -	$ -
3814	610001918	376.4	$ -	$ -	$ -	$ -	$ -	$ -	$ -	$ -	$ -	$ -	$ -	$ -	$ -	$ -	$ -	$ -
3815	610001918	380.0	$ -	$ -	$ -	$ -	$ -	$ -	$ -	$ -	$ -	$ -	$ -	$ -	$ -	$ -	$ -	$ -
3816	610001919	376.1	$ -	$ -	$ -	$ -	$ -	$ -	$ -	$ -	$ -	$ -	$ -	$ -	$ -	$ -	$ -	$ 95
3817	610001919	376.2	$ -	$ -	$ -	$ -	$ -	$ -	$ -	$ -	$ -	$ -	$ -	$ -	$ -	$ -	$ -	$ 642
3818	610001919	376.4	$ -	$ -	$ -	$ -	$ -	$ -	$ -	$ -	$ -	$ -	$ -	$ -	$ -	$ -	$ -	$ 81
3819	610001919	380.0	$ -	$ -	$ -	$ -	$ -	$ -	$ -	$ -	$ -	$ -	$ -	$ -	$ -	$ -	$ -	$ 131
3820	610001920	376.1	$ -	$ -	$ -	$ -	$ -	$ -	$ -	$ -	$ -	$ -	$ -	$ -	$ -	$ -	$ -	$ -
3821	610001920	376.2	$ -	$ -	$ -	$ -	$ -	$ -	$ -	$ -	$ -	$ -	$ -	$ -	$ -	$ -	$ -	$ -
3822	610001920	376.4	$ -	$ -	$ -	$ -	$ -	$ -	$ -	$ -	$ -	$ -	$ -	$ -	$ -	$ -	$ -	$ -
3823	610001920	380.0	$ -	$ -	$ -	$ -	$ -	$ -	$ -	$ -	$ -	$ -	$ -	$ -	$ -	$ -	$ -	$ -
3824	610001921	376.1	$ -	$ -	$ -	$ -	$ -	$ -	$ -	$ -	$ -	$ -	$ -	$ -	$ -	$ -	$ -	$ -
3825	610001921	376.2	$ -	$ -	$ -	$ -	$ -	$ -	$ -	$ -	$ -	$ -	$ -	$ -	$ -	$ -	$ -	$ -
3826	610001921	376.4	$ -	$ -	$ -	$ -	$ -	$ -	$ -	$ -	$ -	$ -	$ -	$ -	$ -	$ -	$ -	$ -
3827	610001921	380.0	$ -	$ -	$ -	$ -	$ -	$ -	$ -	$ -	$ -	$ -	$ -	$ -	$ -	$ -	$ -	$ -
3828	601001922	391.2	$ -	$ -	$ -	$ -	$ -	$ -	$ -	$ -	$ -	$ -	$ -	$ -	$ -	$ -	$ -	$ -
3829	601001922	397.0	$ -	$ -	$ -	$ -	$ -	$ -	$ -	$ -	$ -	$ -	$ -	$ -	$ -	$ -	$ -	$ -
3830	601001922	398.0	$ -	$ -	$ -	$ -	$ -	$ -	$ -	$ -	$ -	$ -	$ -	$ -	$ -	$ -	$ -	$ -
3831	T624001923	367.1	$ -	$ -	$ -	$ -	$ -	$ -	$ -	$ -	$ -	$ -	$ -	$ -	$ -	$ -	$ -	$ -
3832	T624001923	368.0	$ -	$ -	$ -	$ -	$ -	$ -	$ -	$ -	$ -	$ -	$ -	$ -	$ -	$ -	$ -	$ -
3833	T624001923	369.0	$ -	$ -	$ -	$ -	$ -	$ -	$ -	$ -	$ -	$ -	$ -	$ -	$ -	$ -	$ -	$ -
3834	T610001924	368.0	$ -	$ -	$ -	$ -	$ -	$ -	$ -	$ -	$ -	$ -	$ -	$ -	$ -	$ -	$ -	$ -
3835	T610001924	369.0	$ -	$ -	$ -	$ -	$ -	$ -	$ -	$ -	$ -	$ -	$ -	$ -	$ -	$ -	$ -	$ -
3836	T680001925	369.0	$ -	$ -	$ -	$ -	$ -	$ -	$ -	$ -	$ -	$ -	$ -	$ -	$ -	$ -	$ -	$ -
3837	T680001926	367.1	$ -	$ -	$ -	$ -	$ -	$ -	$ -	$ -	$ -	$ -	$ -	$ -	$ -	$ -	$ -	$ -
3838	T624001927	369.0	$ -	$ -	$ -	$ -	$ -	$ -	$ -	$ -	$ -	$ -	$ -	$ -	$ -	$ -	$ -	$ -
3839	T610001928	369.0	$ -	$ -	$ -	$ -	$ -	$ -	$ -	$ -	$ -	$ -	$ -	$ -	$ -	$ -	$ -	$ -
3840	T621001929	369.0	$ -	$ -	$ -	$ -	$ -	$ -	$ -	$ -	$ -	$ -	$ -	$ -	$ -	$ -	$ -	$ -
3841	T610001930	369.0	$ -	$ -	$ -	$ -	$ -	$ -	$ -	$ -	$ -	$ -	$ -	$ -	$ -	$ -	$ -	$ -
3842	T621001931	369.0	$ -	$ -	$ -	$ -	$ -	$ -	$ -	$ -	$ -	$ -	$ -	$ -	$ -	$ -	$ -	$ -
3843	T660001932	369.0	$ -	$ -	$ -	$ -	$ -	$ -	$ -	$ -	$ -	$ -	$ -	$ -	$ -	$ -	$ -	$ -
3844	601001933	376.1	$ -	$ -	$ -	$ -	$ -	$ -	$ -	$ -	$ -	$ -	$ -	$ -	$ -	$ -	$ -	$ -
3845	601001933	376.2	$ -	$ -	$ -	$ -	$ -	$ -	$ -	$ -	$ -	$ -	$ -	$ -	$ -	$ -	$ -	$ -
3846	601001933	376.4	$ -	$ -	$ -	$ -	$ -	$ -	$ -	$ -	$ -	$ -	$ -	$ -	$ -	$ -	$ -	$ -
3847	601001933	380.0	$ -	$ -	$ -	$ -	$ -	$ -	$ -	$ -	$ -	$ -	$ -	$ -	$ -	$ -	$ -	$ -
3848	T621001934	369.0	$ -	$ -	$ -	$ -	$ -	$ -	$ -	$ -	$ -	$ -	$ -	$ -	$ -	$ -	$ -	$ -
3849	611001935	376.1	$ -	$ -	$ -	$ -	$ -	$ -	$ -	$ -	$ -	$ -	$ -	$ -	$ -	$ -	$ -	$ -
3850	611001935	376.2	$ -	$ -	$ -	$ -	$ -	$ -	$ -	$ -	$ -	$ -	$ -	$ -	$ -	$ -	$ -	$ -
3851	611001935	376.4	$ -	$ -	$ -	$ -	$ -	$ -	$ -	$ -	$ -	$ -	$ -	$ -	$ -	$ -	$ -	$ -

NEW MEXICO GAS COMPANY, INC.

Depreciation Activity
Base Period - 12 Months Ending March 31, 2023
Future Test Year - 12 Months Ending September 30, 2025

	A	B	S	T	U	V	W	X	Y	Z	AA	AB	AC	AD	AE	AF
1																
2			Activity	Activity	Activity	Activity	Activity	Activity	Activity	Activity	Activity	Activity	Activity	Activity	Activity	Activity
3	Investment Number / Beginning Balance	FERC Account	8/31/2024	9/30/2024	10/31/2024	11/30/2024	12/31/2024	1/31/2025	2/28/2025	3/31/2025	4/30/2025	5/31/2025	6/30/2025	7/31/2025	8/31/2025	9/30/2025
3800	T624001913	368.0	$ -	$ -	$ -	$ -	$ -	$ -	$ -	$ -	$ -	$ -	$ -	$ -	$ -	$ -
3801	T624001913	369.0	$ -	$ -	$ -	$ -	$ -	$ -	$ -	$ -	$ -	$ -	$ -	$ -	$ -	$ -
3802	T624001914	367.1	$ -	$ -	$ -	$ -	$ -	$ -	$ -	$ -	$ -	$ -	$ -	$ -	$ -	$ -
3803	T624001914	368.0	$ -	$ -	$ -	$ -	$ -	$ -	$ -	$ -	$ -	$ -	$ -	$ -	$ -	$ -
3804	T624001914	369.0	$ -	$ -	$ -	$ -	$ -	$ -	$ -	$ -	$ -	$ -	$ -	$ -	$ -	$ -
3805	T680001916	367.1	$ -	$ -	$ -	$ -	$ -	$ -	$ -	$ -	$ -	$ -	$ -	$ -	$ -	$ -
3806	T680001916	368.0	$ -	$ -	$ -	$ -	$ -	$ -	$ -	$ -	$ -	$ -	$ -	$ -	$ -	$ -
3807	T680001916	369.0	$ -	$ -	$ -	$ -	$ -	$ -	$ -	$ -	$ -	$ -	$ -	$ -	$ -	$ -
3808	610001917	376.1	$ -	$ -	$ -	$ -	$ -	$ -	$ -	$ -	$ -	$ -	$ -	$ -	$ -	$ -
3809	610001917	376.2	$ -	$ -	$ -	$ -	$ -	$ -	$ -	$ -	$ -	$ -	$ -	$ -	$ -	$ -
3810	610001917	376.4	$ -	$ -	$ -	$ -	$ -	$ -	$ -	$ -	$ -	$ -	$ -	$ -	$ -	$ -
3811	610001917	380.0	$ -	$ -	$ -	$ -	$ -	$ -	$ -	$ -	$ -	$ -	$ -	$ -	$ -	$ -
3812	610001918	376.1	$ -	$ -	$ -	$ -	$ -	$ -	$ -	$ -	$ -	$ -	$ -	$ 66	$ 66	$ 66
3813	610001918	376.2	$ -	$ -	$ -	$ -	$ -	$ -	$ -	$ -	$ -	$ -	$ -	$ 445	$ 445	$ 445
3814	610001918	376.4	$ -	$ -	$ -	$ -	$ -	$ -	$ -	$ -	$ -	$ -	$ -	$ 56	$ 56	$ 56
3815	610001918	380.0	$ -	$ -	$ -	$ -	$ -	$ -	$ -	$ -	$ -	$ -	$ -	$ 91	$ 91	$ 91
3816	610001919	376.1	$ 95	$ 95	$ 193	$ 193	$ 193	$ 286	$ 286	$ 286	$ 286	$ 286	$ 286	$ 286	$ 286	$ 286
3817	610001919	376.2	$ 642	$ 642	$ 1,302	$ 1,302	$ 1,302	$ 1,926	$ 1,926	$ 1,926	$ 1,926	$ 1,926	$ 1,926	$ 1,926	$ 1,926	$ 1,926
3818	610001919	376.4	$ 81	$ 81	$ 165	$ 165	$ 165	$ 244	$ 244	$ 244	$ 244	$ 244	$ 244	$ 244	$ 244	$ 244
3819	610001919	380.0	$ 131	$ 131	$ 266	$ 266	$ 266	$ 393	$ 393	$ 393	$ 393	$ 393	$ 393	$ 393	$ 393	$ 393
3820	610001920	376.1	$ -	$ -	$ -	$ -	$ -	$ -	$ -	$ -	$ -	$ -	$ -	$ 67	$ 67	$ 67
3821	610001920	376.2	$ -	$ -	$ -	$ -	$ -	$ -	$ -	$ -	$ -	$ -	$ -	$ 448	$ 448	$ 448
3822	610001920	376.4	$ -	$ -	$ -	$ -	$ -	$ -	$ -	$ -	$ -	$ -	$ -	$ 57	$ 57	$ 57
3823	610001920	380.0	$ -	$ -	$ -	$ -	$ -	$ -	$ -	$ -	$ -	$ -	$ -	$ 91	$ 91	$ 91
3824	610001921	376.1	$ -	$ -	$ -	$ -	$ -	$ -	$ -	$ -	$ -	$ -	$ -	$ -	$ -	$ -
3825	610001921	376.2	$ -	$ -	$ -	$ -	$ -	$ -	$ -	$ -	$ -	$ -	$ -	$ -	$ -	$ -
3826	610001921	376.4	$ -	$ -	$ -	$ -	$ -	$ -	$ -	$ -	$ -	$ -	$ -	$ -	$ -	$ -
3827	610001921	380.0	$ -	$ -	$ -	$ -	$ -	$ -	$ -	$ -	$ -	$ -	$ -	$ -	$ -	$ -
3828	601001922	391.2	$ -	$ -	$ -	$ -	$ -	$ -	$ -	$ -	$ -	$ -	$ -	$ -	$ -	$ -
3829	601001922	397.0	$ -	$ -	$ -	$ -	$ -	$ -	$ -	$ -	$ -	$ -	$ -	$ -	$ -	$ -
3830	601001922	398.0	$ -	$ -	$ -	$ -	$ -	$ -	$ -	$ -	$ -	$ -	$ -	$ -	$ -	$ -
3831	T624001923	367.1	$ -	$ -	$ -	$ -	$ -	$ -	$ -	$ -	$ -	$ -	$ -	$ -	$ -	$ -
3832	T624001923	368.0	$ -	$ -	$ -	$ -	$ -	$ -	$ -	$ -	$ -	$ -	$ -	$ -	$ -	$ -
3833	T624001923	369.0	$ -	$ -	$ -	$ -	$ -	$ -	$ -	$ -	$ -	$ -	$ -	$ -	$ -	$ -
3834	T610001924	368.0	$ -	$ -	$ -	$ -	$ -	$ -	$ -	$ -	$ -	$ -	$ -	$ -	$ -	$ -
3835	T610001924	369.0	$ -	$ -	$ -	$ -	$ -	$ -	$ -	$ -	$ -	$ -	$ -	$ -	$ -	$ -
3836	T680001925	369.0	$ -	$ -	$ -	$ -	$ -	$ -	$ -	$ -	$ -	$ -	$ -	$ -	$ -	$ -
3837	T680001926	367.1	$ -	$ -	$ -	$ -	$ -	$ -	$ -	$ -	$ -	$ -	$ -	$ -	$ -	$ -
3838	T624001927	369.0	$ -	$ -	$ -	$ -	$ -	$ -	$ -	$ -	$ -	$ -	$ -	$ -	$ -	$ -
3839	T610001928	369.0	$ -	$ -	$ -	$ -	$ -	$ -	$ -	$ -	$ -	$ -	$ -	$ -	$ -	$ -
3840	T621001929	369.0	$ -	$ -	$ -	$ -	$ -	$ -	$ -	$ -	$ -	$ -	$ -	$ -	$ -	$ -
3841	T610001930	369.0	$ -	$ -	$ -	$ -	$ -	$ -	$ -	$ -	$ -	$ -	$ -	$ -	$ -	$ -
3842	T621001931	369.0	$ -	$ -	$ -	$ -	$ -	$ -	$ -	$ -	$ -	$ -	$ -	$ -	$ -	$ -
3843	T660001932	369.0	$ -	$ -	$ -	$ -	$ -	$ -	$ -	$ -	$ -	$ -	$ -	$ -	$ -	$ -
3844	601001933	376.1	$ -	$ -	$ -	$ -	$ -	$ -	$ -	$ -	$ -	$ -	$ -	$ -	$ 7	$ 7
3845	601001933	376.2	$ -	$ -	$ -	$ -	$ -	$ -	$ -	$ -	$ -	$ -	$ -	$ -	$ 48	$ 48
3846	601001933	376.4	$ -	$ -	$ -	$ -	$ -	$ -	$ -	$ -	$ -	$ -	$ -	$ -	$ 6	$ 6
3847	601001933	380.0	$ -	$ -	$ -	$ -	$ -	$ -	$ -	$ -	$ -	$ -	$ -	$ -	$ 10	$ 10
3848	T621001934	369.0	$ -	$ -	$ -	$ -	$ -	$ -	$ -	$ -	$ -	$ -	$ -	$ -	$ -	$ -
3849	611001935	376.1	$ -	$ -	$ -	$ -	$ -	$ -	$ -	$ -	$ -	$ -	$ -	$ -	$ -	$ -
3850	611001935	376.2	$ -	$ -	$ -	$ -	$ -	$ -	$ -	$ -	$ -	$ -	$ -	$ -	$ -	$ -
3851	611001935	376.4	$ -	$ -	$ -	$ -	$ -	$ -	$ -	$ -	$ -	$ -	$ -	$ -	$ -	$ -

Sponsored by NMGC Witness Erik C. Buchanan

NEW MEXICO GAS COMPANY, INC.

Depreciation Activity
Base Period - 12 Months Ending March 31, 2023
Future Test Year - 12 Months Ending September 30, 2025

	A	B	C	D	E	F	G	H	I	J	K	L	M	N	O	P	Q	R
1																		
2			Activity	Activity	Activity	Activity	Activity	Activity	Activity	Activity	Activity	Activity	Activity	Activity	Activity	Activity	Activity	Activity
3	Investment Number / Beginning Balance	FERC Account	4/30/2023	5/31/2023	6/30/2023	7/31/2023	8/31/2023	9/30/2023	10/31/2023	11/30/2023	12/31/2023	1/31/2024	2/29/2024	3/31/2024	4/30/2024	5/31/2024	6/30/2024	7/31/2024
3852	611001935	380.0	$ -	$ -	$ -	$ -	$ -	$ -	$ -	$ -	$ -	$ -	$ -	$ -	$ -	$ -	$ -	$ -
3853	680001936	376.1	$ -	$ -	$ -	$ -	$ -	$ -	$ -	$ -	$ -	$ -	$ -	$ -	$ -	$ -	$ -	$ -
3854	680001936	376.2	$ -	$ -	$ -	$ -	$ -	$ -	$ -	$ -	$ -	$ -	$ -	$ -	$ -	$ -	$ -	$ -
3855	680001936	376.4	$ -	$ -	$ -	$ -	$ -	$ -	$ -	$ -	$ -	$ -	$ -	$ -	$ -	$ -	$ -	$ -
3856	680001936	380.0	$ -	$ -	$ -	$ -	$ -	$ -	$ -	$ -	$ -	$ -	$ -	$ -	$ -	$ -	$ -	$ -
3857	T680001937	367.1	$ -	$ -	$ -	$ -	$ -	$ -	$ -	$ -	$ -	$ -	$ -	$ -	$ -	$ -	$ -	$ -
3858	T680001937	368.0	$ -	$ -	$ -	$ -	$ -	$ -	$ -	$ -	$ -	$ -	$ -	$ -	$ -	$ -	$ -	$ -
3859	T680001937	369.0	$ -	$ -	$ -	$ -	$ -	$ -	$ -	$ -	$ -	$ -	$ -	$ -	$ -	$ -	$ -	$ -
3860	633001938	376.1	$ -	$ -	$ -	$ -	$ -	$ -	$ -	$ -	$ -	$ -	$ -	$ -	$ -	$ -	$ -	$ -
3861	633001938	376.2	$ -	$ -	$ -	$ -	$ -	$ -	$ -	$ -	$ -	$ -	$ -	$ -	$ -	$ -	$ -	$ -
3862	633001938	376.4	$ -	$ -	$ -	$ -	$ -	$ -	$ -	$ -	$ -	$ -	$ -	$ -	$ -	$ -	$ -	$ -
3863	633001938	380.0	$ -	$ -	$ -	$ -	$ -	$ -	$ -	$ -	$ -	$ -	$ -	$ -	$ -	$ -	$ -	$ -
3864	684001939	376.1	$ -	$ -	$ -	$ -	$ -	$ -	$ -	$ -	$ -	$ -	$ -	$ -	$ -	$ -	$ -	$ -
3865	684001939	376.2	$ -	$ -	$ -	$ -	$ -	$ -	$ -	$ -	$ -	$ -	$ -	$ -	$ -	$ -	$ -	$ -
3866	684001939	376.4	$ -	$ -	$ -	$ -	$ -	$ -	$ -	$ -	$ -	$ -	$ -	$ -	$ -	$ -	$ -	$ -
3867	684001939	380.0	$ -	$ -	$ -	$ -	$ -	$ -	$ -	$ -	$ -	$ -	$ -	$ -	$ -	$ -	$ -	$ -
3868	634001940	376.1	$ -	$ -	$ -	$ -	$ -	$ -	$ -	$ -	$ -	$ -	$ -	$ -	$ -	$ -	$ -	$ -
3869	634001940	376.2	$ -	$ -	$ -	$ -	$ -	$ -	$ -	$ -	$ -	$ -	$ -	$ -	$ -	$ -	$ -	$ -
3870	634001940	376.4	$ -	$ -	$ -	$ -	$ -	$ -	$ -	$ -	$ -	$ -	$ -	$ -	$ -	$ -	$ -	$ -
3871	634001940	380.0	$ -	$ -	$ -	$ -	$ -	$ -	$ -	$ -	$ -	$ -	$ -	$ -	$ -	$ -	$ -	$ -
3872	610001941	376.1	$ -	$ -	$ -	$ -	$ -	$ -	$ -	$ -	$ -	$ -	$ -	$ -	$ -	$ -	$ -	$ -
3873	610001941	376.2	$ -	$ -	$ -	$ -	$ -	$ -	$ -	$ -	$ -	$ -	$ -	$ -	$ -	$ -	$ -	$ -
3874	610001941	376.4	$ -	$ -	$ -	$ -	$ -	$ -	$ -	$ -	$ -	$ -	$ -	$ -	$ -	$ -	$ -	$ -
3875	610001941	380.0	$ -	$ -	$ -	$ -	$ -	$ -	$ -	$ -	$ -	$ -	$ -	$ -	$ -	$ -	$ -	$ -
3876	T680001942	367.1	$ -	$ -	$ -	$ -	$ -	$ -	$ -	$ -	$ -	$ -	$ -	$ -	$ -	$ -	$ -	$ -
3877	T680001942	368.0	$ -	$ -	$ -	$ -	$ -	$ -	$ -	$ -	$ -	$ -	$ -	$ -	$ -	$ -	$ -	$ -
3878	T680001942	369.0	$ -	$ -	$ -	$ -	$ -	$ -	$ -	$ -	$ -	$ -	$ -	$ -	$ -	$ -	$ -	$ -
3879	633001943	378.0	$ -	$ -	$ -	$ -	$ -	$ -	$ -	$ -	$ -	$ -	$ -	$ -	$ -	$ -	$ -	$ -
3880	633001943	385.0	$ -	$ -	$ -	$ -	$ -	$ -	$ -	$ -	$ -	$ -	$ -	$ -	$ -	$ -	$ -	$ -
3881	660001944	376.1	$ -	$ -	$ -	$ -	$ -	$ -	$ -	$ -	$ -	$ -	$ -	$ -	$ -	$ -	$ -	$ -
3882	660001944	376.2	$ -	$ -	$ -	$ -	$ -	$ -	$ -	$ -	$ -	$ -	$ -	$ -	$ -	$ -	$ -	$ -
3883	660001944	376.4	$ -	$ -	$ -	$ -	$ -	$ -	$ -	$ -	$ -	$ -	$ -	$ -	$ -	$ -	$ -	$ -
3884	660001944	380.0	$ -	$ -	$ -	$ -	$ -	$ -	$ -	$ -	$ -	$ -	$ -	$ -	$ -	$ -	$ -	$ -
3885	660001945	376.1	$ -	$ -	$ -	$ -	$ -	$ -	$ -	$ -	$ -	$ -	$ -	$ -	$ -	$ -	$ -	$ -
3886	660001945	376.2	$ -	$ -	$ -	$ -	$ -	$ -	$ -	$ -	$ -	$ -	$ -	$ -	$ -	$ -	$ -	$ -
3887	660001945	376.4	$ -	$ -	$ -	$ -	$ -	$ -	$ -	$ -	$ -	$ -	$ -	$ -	$ -	$ -	$ -	$ -
3888	660001945	380.0	$ -	$ -	$ -	$ -	$ -	$ -	$ -	$ -	$ -	$ -	$ -	$ -	$ -	$ -	$ -	$ -
3889	660001946	376.1	$ -	$ -	$ -	$ -	$ -	$ -	$ -	$ -	$ -	$ -	$ -	$ -	$ -	$ -	$ -	$ -
3890	660001946	376.2	$ -	$ -	$ -	$ -	$ -	$ -	$ -	$ -	$ -	$ -	$ -	$ -	$ -	$ -	$ -	$ -
3891	660001946	376.4	$ -	$ -	$ -	$ -	$ -	$ -	$ -	$ -	$ -	$ -	$ -	$ -	$ -	$ -	$ -	$ -
3892	660001946	380.0	$ -	$ -	$ -	$ -	$ -	$ -	$ -	$ -	$ -	$ -	$ -	$ -	$ -	$ -	$ -	$ -
3893	660001947	376.1	$ -	$ -	$ -	$ -	$ -	$ -	$ -	$ -	$ -	$ -	$ -	$ -	$ -	$ -	$ -	$ -
3894	660001947	376.2	$ -	$ -	$ -	$ -	$ -	$ -	$ -	$ -	$ -	$ -	$ -	$ -	$ -	$ -	$ -	$ -
3895	660001947	376.4	$ -	$ -	$ -	$ -	$ -	$ -	$ -	$ -	$ -	$ -	$ -	$ -	$ -	$ -	$ -	$ -
3896	660001947	380.0	$ -	$ -	$ -	$ -	$ -	$ -	$ -	$ -	$ -	$ -	$ -	$ -	$ -	$ -	$ -	$ -
3897	660001948	376.1	$ -	$ -	$ -	$ -	$ -	$ -	$ -	$ -	$ -	$ -	$ -	$ -	$ -	$ -	$ -	$ -
3898	660001948	376.2	$ -	$ -	$ -	$ -	$ -	$ -	$ -	$ -	$ -	$ -	$ -	$ -	$ -	$ -	$ -	$ -
3899	660001948	376.4	$ -	$ -	$ -	$ -	$ -	$ -	$ -	$ -	$ -	$ -	$ -	$ -	$ -	$ -	$ -	$ -
3900	660001948	380.0	$ -	$ -	$ -	$ -	$ -	$ -	$ -	$ -	$ -	$ -	$ -	$ -	$ -	$ -	$ -	$ -
3901	660001949	376.1	$ -	$ -	$ -	$ -	$ -	$ -	$ -	$ -	$ -	$ -	$ -	$ -	$ -	$ -	$ -	$ -
3902	660001949	376.2	$ -	$ -	$ -	$ -	$ -	$ -	$ -	$ -	$ -	$ -	$ -	$ -	$ -	$ -	$ -	$ -
3903	660001949	376.4	$ -	$ -	$ -	$ -	$ -	$ -	$ -	$ -	$ -	$ -	$ -	$ -	$ -	$ -	$ -	$ -

NEW MEXICO GAS COMPANY, INC.

Depreciation Activity
Base Period - 12 Months Ending March 31, 2023
Future Test Year - 12 Months Ending September 30, 2025

	A	B	S	T	U	V	W	X	Y	Z	AA	AB	AC	AD	AE	AF
1																
2			Activity	Activity	Activity	Activity	Activity	Activity	Activity	Activity	Activity	Activity	Activity	Activity	Activity	Activity
3	Investment Number / Beginning Balance	FERC Account	8/31/2024	9/30/2024	10/31/2024	11/30/2024	12/31/2024	1/31/2025	2/28/2025	3/31/2025	4/30/2025	5/31/2025	6/30/2025	7/31/2025	8/31/2025	9/30/2025
3852	611001935	380.0	$ -	$ -	$ -	$ -	$ -	$ -	$ -	$ -	$ -	$ -	$ -	$ -	$ -	$ -
3853	680001936	376.1	$ -	$ -	$ -	$ -	$ -	$ -	$ -	$ -	$ -	$ -	$ 5	$ 5	$ 5	$ 5
3854	680001936	376.2	$ -	$ -	$ -	$ -	$ -	$ -	$ -	$ -	$ -	$ -	$ 35	$ 35	$ 35	$ 35
3855	680001936	376.4	$ -	$ -	$ -	$ -	$ -	$ -	$ -	$ -	$ -	$ -	$ 4	$ 4	$ 4	$ 4
3856	680001936	380.0	$ -	$ -	$ -	$ -	$ -	$ -	$ -	$ -	$ -	$ -	$ 7	$ 7	$ 7	$ 7
3857	T680001937	367.1	$ -	$ -	$ -	$ -	$ -	$ -	$ -	$ -	$ -	$ -	$ -	$ -	$ -	$ -
3858	T680001937	368.0	$ -	$ -	$ -	$ -	$ -	$ -	$ -	$ -	$ -	$ -	$ -	$ -	$ -	$ -
3859	T680001937	369.0	$ -	$ -	$ -	$ -	$ -	$ -	$ -	$ -	$ -	$ -	$ -	$ -	$ -	$ -
3860	633001938	376.1	$ -	$ -	$ -	$ -	$ -	$ -	$ -	$ -	$ -	$ -	$ 3	$ 3	$ 3	$ 3
3861	633001938	376.2	$ -	$ -	$ -	$ -	$ -	$ -	$ -	$ -	$ -	$ -	$ 20	$ 20	$ 20	$ 20
3862	633001938	376.4	$ -	$ -	$ -	$ -	$ -	$ -	$ -	$ -	$ -	$ -	$ 3	$ 3	$ 3	$ 3
3863	633001938	380.0	$ -	$ -	$ -	$ -	$ -	$ -	$ -	$ -	$ -	$ -	$ 4	$ 4	$ 4	$ 4
3864	684001939	376.1	$ -	$ -	$ -	$ -	$ -	$ -	$ -	$ -	$ -	$ -	$ 7	$ 7	$ 7	$ 7
3865	684001939	376.2	$ -	$ -	$ -	$ -	$ -	$ -	$ -	$ -	$ -	$ -	$ 45	$ 45	$ 45	$ 45
3866	684001939	376.4	$ -	$ -	$ -	$ -	$ -	$ -	$ -	$ -	$ -	$ -	$ 6	$ 6	$ 6	$ 6
3867	684001939	380.0	$ -	$ -	$ -	$ -	$ -	$ -	$ -	$ -	$ -	$ -	$ 9	$ 9	$ 9	$ 9
3868	634001940	376.1	$ -	$ -	$ -	$ -	$ -	$ -	$ -	$ -	$ -	$ -	$ 5	$ 5	$ 5	$ 5
3869	634001940	376.2	$ -	$ -	$ -	$ -	$ -	$ -	$ -	$ -	$ -	$ -	$ 36	$ 36	$ 36	$ 36
3870	634001940	376.4	$ -	$ -	$ -	$ -	$ -	$ -	$ -	$ -	$ -	$ -	$ 5	$ 5	$ 5	$ 5
3871	634001940	380.0	$ -	$ -	$ -	$ -	$ -	$ -	$ -	$ -	$ -	$ -	$ 7	$ 7	$ 7	$ 7
3872	610001941	376.1	$ -	$ -	$ -	$ -	$ -	$ -	$ -	$ -	$ -	$ -	$ -	$ -	$ -	$ -
3873	610001941	376.2	$ -	$ -	$ -	$ -	$ -	$ -	$ -	$ -	$ -	$ -	$ -	$ -	$ -	$ -
3874	610001941	376.4	$ -	$ -	$ -	$ -	$ -	$ -	$ -	$ -	$ -	$ -	$ -	$ -	$ -	$ -
3875	610001941	380.0	$ -	$ -	$ -	$ -	$ -	$ -	$ -	$ -	$ -	$ -	$ -	$ -	$ -	$ -
3876	T680001942	367.1	$ -	$ -	$ -	$ -	$ -	$ -	$ -	$ -	$ -	$ -	$ -	$ -	$ -	$ -
3877	T680001942	368.0	$ -	$ -	$ -	$ -	$ -	$ -	$ -	$ -	$ -	$ -	$ -	$ -	$ -	$ -
3878	T680001942	369.0	$ -	$ -	$ -	$ -	$ -	$ -	$ -	$ -	$ -	$ -	$ -	$ -	$ -	$ -
3879	633001943	378.0	$ -	$ -	$ 7	$ 7	$ 7	$ 7	$ 7	$ 7	$ 7	$ 7	$ 7	$ 7	$ 7	$ 7
3880	633001943	385.0	$ -	$ -	$ 22	$ 22	$ 22	$ 22	$ 22	$ 22	$ 22	$ 22	$ 22	$ 22	$ 22	$ 22
3881	660001944	376.1	$ -	$ -	$ -	$ -	$ -	$ -	$ -	$ -	$ -	$ -	$ 10	$ 10	$ 10	$ 10
3882	660001944	376.2	$ -	$ -	$ -	$ -	$ -	$ -	$ -	$ -	$ -	$ -	$ 70	$ 70	$ 70	$ 70
3883	660001944	376.4	$ -	$ -	$ -	$ -	$ -	$ -	$ -	$ -	$ -	$ -	$ 9	$ 9	$ 9	$ 9
3884	660001944	380.0	$ -	$ -	$ -	$ -	$ -	$ -	$ -	$ -	$ -	$ -	$ 14	$ 14	$ 14	$ 14
3885	660001945	376.1	$ -	$ -	$ -	$ -	$ -	$ -	$ -	$ -	$ -	$ -	$ -	$ 7	$ 7	$ 7
3886	660001945	376.2	$ -	$ -	$ -	$ -	$ -	$ -	$ -	$ -	$ -	$ -	$ -	$ 50	$ 50	$ 50
3887	660001945	376.4	$ -	$ -	$ -	$ -	$ -	$ -	$ -	$ -	$ -	$ -	$ -	$ 6	$ 6	$ 6
3888	660001945	380.0	$ -	$ -	$ -	$ -	$ -	$ -	$ -	$ -	$ -	$ -	$ -	$ 10	$ 10	$ 10
3889	660001946	376.1	$ -	$ -	$ -	$ -	$ -	$ -	$ -	$ -	$ -	$ -	$ -	$ -	$ 2	$ 2
3890	660001946	376.2	$ -	$ -	$ -	$ -	$ -	$ -	$ -	$ -	$ -	$ -	$ -	$ -	$ 15	$ 15
3891	660001946	376.4	$ -	$ -	$ -	$ -	$ -	$ -	$ -	$ -	$ -	$ -	$ -	$ -	$ 2	$ 2
3892	660001946	380.0	$ -	$ -	$ -	$ -	$ -	$ -	$ -	$ -	$ -	$ -	$ -	$ -	$ 3	$ 3
3893	660001947	376.1	$ -	$ -	$ -	$ -	$ -	$ -	$ -	$ -	$ -	$ -	$ -	$ -	$ -	$ -
3894	660001947	376.2	$ -	$ -	$ -	$ -	$ -	$ -	$ -	$ -	$ -	$ -	$ -	$ -	$ -	$ -
3895	660001947	376.4	$ -	$ -	$ -	$ -	$ -	$ -	$ -	$ -	$ -	$ -	$ -	$ -	$ -	$ -
3896	660001947	380.0	$ -	$ -	$ -	$ -	$ -	$ -	$ -	$ -	$ -	$ -	$ -	$ -	$ -	$ -
3897	660001948	376.1	$ -	$ -	$ -	$ -	$ -	$ -	$ -	$ -	$ -	$ -	$ -	$ -	$ -	$ -
3898	660001948	376.2	$ -	$ -	$ -	$ -	$ -	$ -	$ -	$ -	$ -	$ -	$ -	$ -	$ -	$ -
3899	660001948	376.4	$ -	$ -	$ -	$ -	$ -	$ -	$ -	$ -	$ -	$ -	$ -	$ -	$ -	$ -
3900	660001948	380.0	$ -	$ -	$ -	$ -	$ -	$ -	$ -	$ -	$ -	$ -	$ -	$ -	$ -	$ -
3901	660001949	376.1	$ -	$ -	$ -	$ -	$ -	$ -	$ -	$ -	$ -	$ -	$ -	$ -	$ -	$ -
3902	660001949	376.2	$ -	$ -	$ -	$ -	$ -	$ -	$ -	$ -	$ -	$ -	$ -	$ -	$ -	$ -
3903	660001949	376.4	$ -	$ -	$ -	$ -	$ -	$ -	$ -	$ -	$ -	$ -	$ -	$ -	$ -	$ -

Sponsored by NMGC Witness Erik C. Buchanan

NEW MEXICO GAS COMPANY, INC.

Depreciation Activity
Base Period - 12 Months Ending March 31, 2023
Future Test Year - 12 Months Ending September 30, 2025

	A	B	C	D	E	F	G	H	I	J	K	L	M	N	O	P	Q	R
1																		
2			Activity	Activity	Activity	Activity	Activity	Activity	Activity	Activity	Activity	Activity	Activity	Activity	Activity	Activity	Activity	Activity
3	Investment Number / Beginning Balance	FERC Account	4/30/2023	5/31/2023	6/30/2023	7/31/2023	8/31/2023	9/30/2023	10/31/2023	11/30/2023	12/31/2023	1/31/2024	2/29/2024	3/31/2024	4/30/2024	5/31/2024	6/30/2024	7/31/2024
3904	660001949	380.0	$ -	$ -	$ -	$ -	$ -	$ -	$ -	$ -	$ -	$ -	$ -	$ -	$ -	$ -	$ -	$ -
3905	660001950	376.1	$ -	$ -	$ -	$ -	$ -	$ -	$ -	$ -	$ -	$ -	$ -	$ -	$ -	$ -	$ -	$ -
3906	660001950	376.2	$ -	$ -	$ -	$ -	$ -	$ -	$ -	$ -	$ -	$ -	$ -	$ -	$ -	$ -	$ -	$ -
3907	660001950	376.4	$ -	$ -	$ -	$ -	$ -	$ -	$ -	$ -	$ -	$ -	$ -	$ -	$ -	$ -	$ -	$ -
3908	660001950	380.0	$ -	$ -	$ -	$ -	$ -	$ -	$ -	$ -	$ -	$ -	$ -	$ -	$ -	$ -	$ -	$ -
3909	660001951	376.1	$ -	$ -	$ -	$ -	$ -	$ -	$ -	$ -	$ -	$ -	$ -	$ -	$ -	$ -	$ -	$ -
3910	660001951	376.2	$ -	$ -	$ -	$ -	$ -	$ -	$ -	$ -	$ -	$ -	$ -	$ -	$ -	$ -	$ -	$ -
3911	660001951	376.4	$ -	$ -	$ -	$ -	$ -	$ -	$ -	$ -	$ -	$ -	$ -	$ -	$ -	$ -	$ -	$ -
3912	660001951	380.0	$ -	$ -	$ -	$ -	$ -	$ -	$ -	$ -	$ -	$ -	$ -	$ -	$ -	$ -	$ -	$ -
3913	660001952	376.1	$ -	$ -	$ -	$ -	$ -	$ -	$ -	$ -	$ -	$ -	$ -	$ -	$ -	$ -	$ -	$ -
3914	660001952	376.2	$ -	$ -	$ -	$ -	$ -	$ -	$ -	$ -	$ -	$ -	$ -	$ -	$ -	$ -	$ -	$ -
3915	660001952	376.4	$ -	$ -	$ -	$ -	$ -	$ -	$ -	$ -	$ -	$ -	$ -	$ -	$ -	$ -	$ -	$ -
3916	660001952	380.0	$ -	$ -	$ -	$ -	$ -	$ -	$ -	$ -	$ -	$ -	$ -	$ -	$ -	$ -	$ -	$ -
3917	660001953	376.1	$ -	$ -	$ -	$ -	$ -	$ -	$ -	$ -	$ -	$ -	$ -	$ -	$ -	$ -	$ -	$ -
3918	660001953	376.2	$ -	$ -	$ -	$ -	$ -	$ -	$ -	$ -	$ -	$ -	$ -	$ -	$ -	$ -	$ -	$ -
3919	660001953	376.4	$ -	$ -	$ -	$ -	$ -	$ -	$ -	$ -	$ -	$ -	$ -	$ -	$ -	$ -	$ -	$ -
3920	660001953	380.0	$ -	$ -	$ -	$ -	$ -	$ -	$ -	$ -	$ -	$ -	$ -	$ -	$ -	$ -	$ -	$ -
3921	660001954	376.1	$ -	$ -	$ -	$ -	$ -	$ -	$ -	$ -	$ -	$ -	$ -	$ -	$ -	$ -	$ -	$ -
3922	660001954	376.2	$ -	$ -	$ -	$ -	$ -	$ -	$ -	$ -	$ -	$ -	$ -	$ -	$ -	$ -	$ -	$ -
3923	660001954	376.4	$ -	$ -	$ -	$ -	$ -	$ -	$ -	$ -	$ -	$ -	$ -	$ -	$ -	$ -	$ -	$ -
3924	660001954	380.0	$ -	$ -	$ -	$ -	$ -	$ -	$ -	$ -	$ -	$ -	$ -	$ -	$ -	$ -	$ -	$ -
3925	T601001955	367.1	$ -	$ -	$ -	$ -	$ -	$ -	$ -	$ -	$ -	$ -	$ -	$ -	$ -	$ -	$ -	$ -
3926	T601001955	368.0	$ -	$ -	$ -	$ -	$ -	$ -	$ -	$ -	$ -	$ -	$ -	$ -	$ -	$ -	$ -	$ -
3927	T601001955	369.0	$ -	$ -	$ -	$ -	$ -	$ -	$ -	$ -	$ -	$ -	$ -	$ -	$ -	$ -	$ -	$ -
3928	601001956	376.1	$ -	$ -	$ -	$ -	$ -	$ -	$ -	$ -	$ -	$ -	$ -	$ -	$ -	$ -	$ -	$ -
3929	601001956	376.2	$ -	$ -	$ -	$ -	$ -	$ -	$ -	$ -	$ -	$ -	$ -	$ -	$ -	$ -	$ -	$ -
3930	601001956	376.4	$ -	$ -	$ -	$ -	$ -	$ -	$ -	$ -	$ -	$ -	$ -	$ -	$ -	$ -	$ -	$ -
3931	660001957	376.1	$ -	$ -	$ -	$ -	$ -	$ -	$ -	$ -	$ -	$ -	$ -	$ -	$ -	$ -	$ -	$ -
3932	660001957	376.2	$ -	$ -	$ -	$ -	$ -	$ -	$ -	$ -	$ -	$ -	$ -	$ -	$ -	$ -	$ -	$ -
3933	660001957	376.4	$ -	$ -	$ -	$ -	$ -	$ -	$ -	$ -	$ -	$ -	$ -	$ -	$ -	$ -	$ -	$ -
3934	660001957	380.0	$ -	$ -	$ -	$ -	$ -	$ -	$ -	$ -	$ -	$ -	$ -	$ -	$ -	$ -	$ -	$ -
3935	660001958	376.1	$ -	$ -	$ -	$ -	$ -	$ -	$ -	$ -	$ -	$ -	$ -	$ -	$ -	$ -	$ -	$ -
3936	660001958	376.2	$ -	$ -	$ -	$ -	$ -	$ -	$ -	$ -	$ -	$ -	$ -	$ -	$ -	$ -	$ -	$ -
3937	660001958	376.4	$ -	$ -	$ -	$ -	$ -	$ -	$ -	$ -	$ -	$ -	$ -	$ -	$ -	$ -	$ -	$ -
3938	660001958	380.0	$ -	$ -	$ -	$ -	$ -	$ -	$ -	$ -	$ -	$ -	$ -	$ -	$ -	$ -	$ -	$ -
3939	660001959	376.1	$ -	$ -	$ -	$ -	$ -	$ -	$ -	$ -	$ -	$ -	$ -	$ -	$ -	$ -	$ -	$ -
3940	660001959	376.2	$ -	$ -	$ -	$ -	$ -	$ -	$ -	$ -	$ -	$ -	$ -	$ -	$ -	$ -	$ -	$ -
3941	660001959	376.4	$ -	$ -	$ -	$ -	$ -	$ -	$ -	$ -	$ -	$ -	$ -	$ -	$ -	$ -	$ -	$ -
3942	660001959	380.0	$ -	$ -	$ -	$ -	$ -	$ -	$ -	$ -	$ -	$ -	$ -	$ -	$ -	$ -	$ -	$ -
3943	660001960	376.1	$ -	$ -	$ -	$ -	$ -	$ -	$ -	$ -	$ -	$ -	$ -	$ -	$ -	$ -	$ -	$ -
3944	660001960	376.2	$ -	$ -	$ -	$ -	$ -	$ -	$ -	$ -	$ -	$ -	$ -	$ -	$ -	$ -	$ -	$ -
3945	660001960	376.4	$ -	$ -	$ -	$ -	$ -	$ -	$ -	$ -	$ -	$ -	$ -	$ -	$ -	$ -	$ -	$ -
3946	660001960	380.0	$ -	$ -	$ -	$ -	$ -	$ -	$ -	$ -	$ -	$ -	$ -	$ -	$ -	$ -	$ -	$ -
3947	660001961	376.1	$ -	$ -	$ -	$ -	$ -	$ -	$ -	$ -	$ -	$ -	$ -	$ -	$ -	$ -	$ -	$ -
3948	660001961	376.2	$ -	$ -	$ -	$ -	$ -	$ -	$ -	$ -	$ -	$ -	$ -	$ -	$ -	$ -	$ -	$ -
3949	660001961	376.4	$ -	$ -	$ -	$ -	$ -	$ -	$ -	$ -	$ -	$ -	$ -	$ -	$ -	$ -	$ -	$ -
3950	660001961	380.0	$ -	$ -	$ -	$ -	$ -	$ -	$ -	$ -	$ -	$ -	$ -	$ -	$ -	$ -	$ -	$ -
3951	660001962	376.1	$ -	$ -	$ -	$ -	$ -	$ -	$ -	$ -	$ -	$ -	$ -	$ -	$ -	$ -	$ -	$ -
3952	660001962	376.2	$ -	$ -	$ -	$ -	$ -	$ -	$ -	$ -	$ -	$ -	$ -	$ -	$ -	$ -	$ -	$ -
3953	660001962	376.4	$ -	$ -	$ -	$ -	$ -	$ -	$ -	$ -	$ -	$ -	$ -	$ -	$ -	$ -	$ -	$ -
3954	660001962	380.0	$ -	$ -	$ -	$ -	$ -	$ -	$ -	$ -	$ -	$ -	$ -	$ -	$ -	$ -	$ -	$ -
3955	660001963	376.1	$ -	$ -	$ -	$ -	$ -	$ -	$ -	$ -	$ -	$ -	$ -	$ -	$ -	$ -	$ -	$ -

Sponsored by NMGC Witness Erik C. Buchanan

NEW MEXICO GAS COMPANY, INC.

Depreciation Activity
Base Period - 12 Months Ending March 31, 2023
Future Test Year - 12 Months Ending September 30, 2025

	A	B	S	T	U	V	W	X	Y	Z	AA	AB	AC	AD	AE	AF
1																
2			Activity	Activity	Activity	Activity	Activity	Activity	Activity	Activity	Activity	Activity	Activity	Activity	Activity	Activity
3	Investment Number / Beginning Balance	FERC Account	8/31/2024	9/30/2024	10/31/2024	11/30/2024	12/31/2024	1/31/2025	2/28/2025	3/31/2025	4/30/2025	5/31/2025	6/30/2025	7/31/2025	8/31/2025	9/30/2025
3904	660001949	380.0	$ -	$ -	$ -	$ -	$ -	$ -	$ -	$ -	$ -	$ -	$ -	$ -	$ -	$ -
3905	660001950	376.1	$ -	$ -	$ -	$ -	$ -	$ -	$ -	$ -	$ -	$ -	$ -	$ 11	$ 11	$ 11
3906	660001950	376.2	$ -	$ -	$ -	$ -	$ -	$ -	$ -	$ -	$ -	$ -	$ -	$ 75	$ 75	$ 75
3907	660001950	376.4	$ -	$ -	$ -	$ -	$ -	$ -	$ -	$ -	$ -	$ -	$ -	$ 9	$ 9	$ 9
3908	660001950	380.0	$ -	$ -	$ -	$ -	$ -	$ -	$ -	$ -	$ -	$ -	$ -	$ 15	$ 15	$ 15
3909	660001951	376.1	$ -	$ -	$ -	$ -	$ -	$ -	$ -	$ -	$ -	$ -	$ -	$ -	$ -	$ 15
3910	660001951	376.2	$ -	$ -	$ -	$ -	$ -	$ -	$ -	$ -	$ -	$ -	$ -	$ -	$ -	$ 98
3911	660001951	376.4	$ -	$ -	$ -	$ -	$ -	$ -	$ -	$ -	$ -	$ -	$ -	$ -	$ -	$ 12
3912	660001951	380.0	$ -	$ -	$ -	$ -	$ -	$ -	$ -	$ -	$ -	$ -	$ -	$ -	$ -	$ 20
3913	660001952	376.1	$ -	$ -	$ -	$ -	$ -	$ -	$ -	$ -	$ -	$ -	$ -	$ -	$ -	$ -
3914	660001952	376.2	$ -	$ -	$ -	$ -	$ -	$ -	$ -	$ -	$ -	$ -	$ -	$ -	$ -	$ -
3915	660001952	376.4	$ -	$ -	$ -	$ -	$ -	$ -	$ -	$ -	$ -	$ -	$ -	$ -	$ -	$ -
3916	660001952	380.0	$ -	$ -	$ -	$ -	$ -	$ -	$ -	$ -	$ -	$ -	$ -	$ -	$ -	$ -
3917	660001953	376.1	$ -	$ -	$ -	$ -	$ -	$ -	$ -	$ -	$ -	$ -	$ -	$ -	$ -	$ -
3918	660001953	376.2	$ -	$ -	$ -	$ -	$ -	$ -	$ -	$ -	$ -	$ -	$ -	$ -	$ -	$ -
3919	660001953	376.4	$ -	$ -	$ -	$ -	$ -	$ -	$ -	$ -	$ -	$ -	$ -	$ -	$ -	$ -
3920	660001953	380.0	$ -	$ -	$ -	$ -	$ -	$ -	$ -	$ -	$ -	$ -	$ -	$ -	$ -	$ -
3921	660001954	376.1	$ -	$ -	$ -	$ -	$ -	$ -	$ -	$ -	$ -	$ -	$ -	$ -	$ -	$ -
3922	660001954	376.2	$ -	$ -	$ -	$ -	$ -	$ -	$ -	$ -	$ -	$ -	$ -	$ -	$ -	$ -
3923	660001954	376.4	$ -	$ -	$ -	$ -	$ -	$ -	$ -	$ -	$ -	$ -	$ -	$ -	$ -	$ -
3924	660001954	380.0	$ -	$ -	$ -	$ -	$ -	$ -	$ -	$ -	$ -	$ -	$ -	$ -	$ -	$ -
3925	T601001955	367.1	$ -	$ -	$ -	$ -	$ -	$ -	$ -	$ -	$ -	$ -	$ -	$ -	$ -	$ -
3926	T601001955	368.0	$ -	$ -	$ -	$ -	$ -	$ -	$ -	$ -	$ -	$ -	$ -	$ -	$ -	$ -
3927	T601001955	369.0	$ -	$ -	$ -	$ -	$ -	$ -	$ -	$ -	$ -	$ -	$ -	$ -	$ -	$ -
3928	601001956	376.1	$ -	$ -	$ -	$ -	$ -	$ -	$ -	$ -	$ -	$ -	$ -	$ -	$ -	$ -
3929	601001956	376.2	$ -	$ -	$ -	$ -	$ -	$ -	$ -	$ -	$ -	$ -	$ -	$ -	$ -	$ -
3930	601001956	376.4	$ -	$ -	$ -	$ -	$ -	$ -	$ -	$ -	$ -	$ -	$ -	$ -	$ -	$ -
3931	660001957	376.1	$ -	$ -	$ -	$ -	$ -	$ -	$ -	$ -	$ -	$ -	$ -	$ 2	$ 2	$ 2
3932	660001957	376.2	$ -	$ -	$ -	$ -	$ -	$ -	$ -	$ -	$ -	$ -	$ -	$ 14	$ 14	$ 14
3933	660001957	376.4	$ -	$ -	$ -	$ -	$ -	$ -	$ -	$ -	$ -	$ -	$ -	$ 2	$ 2	$ 2
3934	660001957	380.0	$ -	$ -	$ -	$ -	$ -	$ -	$ -	$ -	$ -	$ -	$ -	$ 3	$ 3	$ 3
3935	660001958	376.1	$ -	$ -	$ -	$ -	$ -	$ -	$ -	$ -	$ -	$ -	$ -	$ 2	$ 2	$ 2
3936	660001958	376.2	$ -	$ -	$ -	$ -	$ -	$ -	$ -	$ -	$ -	$ -	$ -	$ 15	$ 15	$ 15
3937	660001958	376.4	$ -	$ -	$ -	$ -	$ -	$ -	$ -	$ -	$ -	$ -	$ -	$ 2	$ 2	$ 2
3938	660001958	380.0	$ -	$ -	$ -	$ -	$ -	$ -	$ -	$ -	$ -	$ -	$ -	$ 3	$ 3	$ 3
3939	660001959	376.1	$ -	$ -	$ -	$ -	$ -	$ -	$ -	$ -	$ -	$ -	$ -	$ -	$ 9	$ 9
3940	660001959	376.2	$ -	$ -	$ -	$ -	$ -	$ -	$ -	$ -	$ -	$ -	$ -	$ -	$ 62	$ 62
3941	660001959	376.4	$ -	$ -	$ -	$ -	$ -	$ -	$ -	$ -	$ -	$ -	$ -	$ -	$ 8	$ 8
3942	660001959	380.0	$ -	$ -	$ -	$ -	$ -	$ -	$ -	$ -	$ -	$ -	$ -	$ -	$ 13	$ 13
3943	660001960	376.1	$ -	$ -	$ -	$ -	$ -	$ -	$ -	$ -	$ -	$ -	$ 19	$ 19	$ 19	$ 19
3944	660001960	376.2	$ -	$ -	$ -	$ -	$ -	$ -	$ -	$ -	$ -	$ -	$ 125	$ 125	$ 125	$ 125
3945	660001960	376.4	$ -	$ -	$ -	$ -	$ -	$ -	$ -	$ -	$ -	$ -	$ 16	$ 16	$ 16	$ 16
3946	660001960	380.0	$ -	$ -	$ -	$ -	$ -	$ -	$ -	$ -	$ -	$ -	$ 26	$ 26	$ 26	$ 26
3947	660001961	376.1	$ -	$ -	$ -	$ -	$ -	$ -	$ -	$ -	$ -	$ -	$ -	$ 9	$ 9	$ 9
3948	660001961	376.2	$ -	$ -	$ -	$ -	$ -	$ -	$ -	$ -	$ -	$ -	$ -	$ 62	$ 62	$ 62
3949	660001961	376.4	$ -	$ -	$ -	$ -	$ -	$ -	$ -	$ -	$ -	$ -	$ -	$ 8	$ 8	$ 8
3950	660001961	380.0	$ -	$ -	$ -	$ -	$ -	$ -	$ -	$ -	$ -	$ -	$ -	$ 13	$ 13	$ 13
3951	660001962	376.1	$ -	$ -	$ -	$ -	$ -	$ -	$ -	$ -	$ -	$ -	$ -	$ -	$ -	$ -
3952	660001962	376.2	$ -	$ -	$ -	$ -	$ -	$ -	$ -	$ -	$ -	$ -	$ -	$ -	$ -	$ -
3953	660001962	376.4	$ -	$ -	$ -	$ -	$ -	$ -	$ -	$ -	$ -	$ -	$ -	$ -	$ -	$ -
3954	660001962	380.0	$ -	$ -	$ -	$ -	$ -	$ -	$ -	$ -	$ -	$ -	$ -	$ -	$ -	$ -
3955	660001963	376.1	$ -	$ -	$ -	$ -	$ -	$ -	$ -	$ -	$ -	$ -	$ -	$ -	$ -	$ -

NEW MEXICO GAS COMPANY, INC.

Depreciation Activity
Base Period - 12 Months Ending March 31, 2023
Future Test Year - 12 Months Ending September 30, 2025

	A	B	C	D	E	F	G	H	I	J	K	L	M	N	O	P	Q	R
1																		
2			Activity	Activity	Activity	Activity	Activity	Activity	Activity	Activity	Activity	Activity	Activity	Activity	Activity	Activity	Activity	Activity
3	Investment Number / Beginning Balance	FERC Account	4/30/2023	5/31/2023	6/30/2023	7/31/2023	8/31/2023	9/30/2023	10/31/2023	11/30/2023	12/31/2023	1/31/2024	2/29/2024	3/31/2024	4/30/2024	5/31/2024	6/30/2024	7/31/2024
3956	660001963	376.2	$ -	$ -	$ -	$ -	$ -	$ -	$ -	$ -	$ -	$ -	$ -	$ -	$ -	$ -	$ -	$ -
3957	660001963	376.4	$ -	$ -	$ -	$ -	$ -	$ -	$ -	$ -	$ -	$ -	$ -	$ -	$ -	$ -	$ -	$ -
3958	660001963	380.0	$ -	$ -	$ -	$ -	$ -	$ -	$ -	$ -	$ -	$ -	$ -	$ -	$ -	$ -	$ -	$ -
3959	660001964	376.1	$ -	$ -	$ -	$ -	$ -	$ -	$ -	$ -	$ -	$ -	$ -	$ -	$ -	$ -	$ -	$ -
3960	660001964	376.2	$ -	$ -	$ -	$ -	$ -	$ -	$ -	$ -	$ -	$ -	$ -	$ -	$ -	$ -	$ -	$ -
3961	660001964	376.4	$ -	$ -	$ -	$ -	$ -	$ -	$ -	$ -	$ -	$ -	$ -	$ -	$ -	$ -	$ -	$ -
3962	660001964	380.0	$ -	$ -	$ -	$ -	$ -	$ -	$ -	$ -	$ -	$ -	$ -	$ -	$ -	$ -	$ -	$ -
3963	660001965	376.1	$ -	$ -	$ -	$ -	$ -	$ -	$ -	$ -	$ -	$ -	$ -	$ -	$ -	$ -	$ -	$ -
3964	660001965	376.2	$ -	$ -	$ -	$ -	$ -	$ -	$ -	$ -	$ -	$ -	$ -	$ -	$ -	$ -	$ -	$ -
3965	660001965	376.4	$ -	$ -	$ -	$ -	$ -	$ -	$ -	$ -	$ -	$ -	$ -	$ -	$ -	$ -	$ -	$ -
3966	660001965	380.0	$ -	$ -	$ -	$ -	$ -	$ -	$ -	$ -	$ -	$ -	$ -	$ -	$ -	$ -	$ -	$ -
3967	601001966	394.0	$ -	$ -	$ -	$ -	$ -	$ -	$ -	$ -	$ -	$ -	$ -	$ -	$ -	$ -	$ -	$ -
3968	T601001967	367.1	$ -	$ -	$ -	$ -	$ -	$ -	$ -	$ -	$ -	$ -	$ -	$ -	$ -	$ -	$ -	$ -
3969	T601001967	368.0	$ -	$ -	$ -	$ -	$ -	$ -	$ -	$ -	$ -	$ -	$ -	$ -	$ -	$ -	$ -	$ -
3970	T601001967	369.0	$ -	$ -	$ -	$ -	$ -	$ -	$ -	$ -	$ -	$ -	$ -	$ -	$ -	$ -	$ -	$ -
3971	601001554-1	303.3	$ -	$ -	$ -	$ -	$ -	$ -	$ -	$ -	$ -	$ -	$ -	$ -	$ -	$ -	$ -	$ -
3972	601001554-2	303.3	$ -	$ -	$ -	$ -	$ -	$ -	$ -	$ -	$ -	$ -	$ -	$ -	$ -	$ -	$ -	$ -
3973	601001554-3	303.3	$ -	$ -	$ -	$ -	$ -	$ -	$ -	$ -	$ -	$ -	$ -	$ -	$ -	$ -	$ -	$ -
3974	601001554-4	303.3	$ -	$ -	$ -	$ -	$ -	$ -	$ -	$ -	$ -	$ -	$ -	$ -	$ -	$ -	$ -	$ -
3975	601001554-5	303.3	$ -	$ -	$ -	$ -	$ -	$ -	$ -	$ -	$ -	$ -	$ -	$ -	$ -	$ -	$ -	$ -
3976	627001968	380.0	$ -	$ -	$ -	$ -	$ -	$ -	$ -	$ -	$ -	$ -	$ -	$ -	$ -	$ -	$ -	$ -
3977	627001968	380.1	$ -	$ -	$ -	$ -	$ -	$ -	$ -	$ -	$ -	$ -	$ -	$ -	$ -	$ -	$ -	$ -
3978	T624001969	368.0	$ -	$ -	$ -	$ -	$ -	$ -	$ -	$ -	$ -	$ -	$ -	$ -	$ -	$ -	$ -	$ -
3979	T624001969	369.0	$ -	$ -	$ -	$ -	$ -	$ -	$ -	$ -	$ -	$ -	$ -	$ -	$ -	$ -	$ -	$ -
3980	T660001970	367.1	$ -	$ -	$ -	$ -	$ -	$ -	$ -	$ -	$ -	$ -	$ -	$ -	$ -	$ -	$ -	$ -
3981	T660001970	368.0	$ -	$ -	$ -	$ -	$ -	$ -	$ -	$ -	$ -	$ -	$ -	$ -	$ -	$ -	$ -	$ -
3982	T660001970	369.0	$ -	$ -	$ -	$ -	$ -	$ -	$ -	$ -	$ -	$ -	$ -	$ -	$ -	$ -	$ -	$ -
3983	T624001971	368.0	$ -	$ -	$ -	$ -	$ -	$ -	$ -	$ -	$ -	$ -	$ -	$ -	$ -	$ -	$ -	$ -
3984	T624001971	369.0	$ -	$ -	$ -	$ -	$ -	$ -	$ -	$ -	$ -	$ -	$ -	$ -	$ -	$ -	$ -	$ -
3985	T624001972	368.0	$ -	$ -	$ -	$ -	$ -	$ -	$ -	$ -	$ -	$ -	$ -	$ -	$ -	$ -	$ -	$ -
3986	T624001972	369.0	$ -	$ -	$ -	$ -	$ -	$ -	$ -	$ -	$ -	$ -	$ -	$ -	$ -	$ -	$ -	$ -
3987	T624001973	368.0	$ -	$ -	$ -	$ -	$ -	$ -	$ -	$ -	$ -	$ -	$ -	$ -	$ -	$ -	$ -	$ -
3988	T624001973	369.0	$ -	$ -	$ -	$ -	$ -	$ -	$ -	$ -	$ -	$ -	$ -	$ -	$ -	$ -	$ -	$ -
3989	T621001974	367.1	$ -	$ -	$ -	$ -	$ -	$ -	$ -	$ -	$ -	$ -	$ -	$ -	$ -	$ -	$ -	$ -
3990	601001975	391.2	$ -	$ -	$ -	$ -	$ -	$ -	$ -	$ -	$ -	$ -	$ -	$ -	$ -	$ -	$ -	$ -
3991	601001975	397.0	$ -	$ -	$ -	$ -	$ -	$ -	$ -	$ -	$ -	$ -	$ -	$ -	$ -	$ -	$ -	$ -
3992	601001975	398.0	$ -	$ -	$ -	$ -	$ -	$ -	$ -	$ -	$ -	$ -	$ -	$ -	$ -	$ -	$ -	$ -
3993	T610001976	368.0	$ -	$ -	$ -	$ -	$ -	$ -	$ -	$ -	$ -	$ -	$ -	$ -	$ -	$ -	$ -	$ -
3994	T610001976	369.0	$ -	$ -	$ -	$ -	$ -	$ -	$ -	$ -	$ -	$ -	$ -	$ -	$ -	$ -	$ -	$ -
3995	601001977	376.1	$ -	$ -	$ -	$ -	$ -	$ -	$ -	$ -	$ -	$ -	$ -	$ -	$ -	$ -	$ -	$ -
3996	601001977	376.2	$ -	$ -	$ -	$ -	$ -	$ -	$ -	$ -	$ -	$ -	$ -	$ -	$ -	$ -	$ -	$ -
3997	601001977	376.4	$ -	$ -	$ -	$ -	$ -	$ -	$ -	$ -	$ -	$ -	$ -	$ -	$ -	$ -	$ -	$ -
3998	601001977	380.0	$ -	$ -	$ -	$ -	$ -	$ -	$ -	$ -	$ -	$ -	$ -	$ -	$ -	$ -	$ -	$ -
3999	680001978	368.0	$ -	$ -	$ -	$ -	$ -	$ -	$ -	$ -	$ -	$ -	$ -	$ -	$ -	$ -	$ -	$ -
4000	680001978	369.0	$ -	$ -	$ -	$ -	$ -	$ -	$ -	$ -	$ -	$ -	$ -	$ -	$ -	$ -	$ -	$ -
4001	622001980	368.0	$ -	$ -	$ -	$ -	$ -	$ -	$ -	$ -	$ -	$ -	$ -	$ -	$ -	$ -	$ -	$ -
4002	622001980	369.0	$ -	$ -	$ -	$ -	$ -	$ -	$ -	$ -	$ -	$ -	$ -	$ -	$ -	$ -	$ -	$ -
4003	T621001981	368.0	$ -	$ -	$ -	$ -	$ -	$ -	$ -	$ -	$ -	$ -	$ -	$ -	$ -	$ -	$ -	$ -
4004	T621001981	369.0	$ -	$ -	$ -	$ -	$ -	$ -	$ -	$ -	$ -	$ -	$ -	$ -	$ -	$ -	$ -	$ -
4005	T660001982	367.1	$ -	$ -	$ -	$ -	$ -	$ -	$ -	$ -	$ -	$ -	$ -	$ -	$ -	$ -	$ -	$ -
4006	T660001982	368.0	$ -	$ -	$ -	$ -	$ -	$ -	$ -	$ -	$ -	$ -	$ -	$ -	$ -	$ -	$ -	$ -
4007	T660001982	369.0	$ -	$ -	$ -	$ -	$ -	$ -	$ -	$ -	$ -	$ -	$ -	$ -	$ -	$ -	$ -	$ -

NEW MEXICO GAS COMPANY, INC.

Depreciation Activity
Base Period - 12 Months Ending March 31, 2023
Future Test Year - 12 Months Ending September 30, 2025

	A	B	S	T	U	V	W	X	Y	Z	AA	AB	AC	AD	AE	AF
1																
2			Activity	Activity	Activity	Activity	Activity	Activity	Activity	Activity	Activity	Activity	Activity	Activity	Activity	Activity
3	Investment Number / Beginning Balance	FERC Account	8/31/2024	9/30/2024	10/31/2024	11/30/2024	12/31/2024	1/31/2025	2/28/2025	3/31/2025	4/30/2025	5/31/2025	6/30/2025	7/31/2025	8/31/2025	9/30/2025
3956	660001963	376.2	$ -	$ -	$ -	$ -	$ -	$ -	$ -	$ -	$ -	$ -	$ -	$ -	$ -	$ -
3957	660001963	376.4	$ -	$ -	$ -	$ -	$ -	$ -	$ -	$ -	$ -	$ -	$ -	$ -	$ -	$ -
3958	660001963	380.0	$ -	$ -	$ -	$ -	$ -	$ -	$ -	$ -	$ -	$ -	$ -	$ -	$ -	$ -
3959	660001964	376.1	$ -	$ -	$ -	$ -	$ -	$ -	$ -	$ -	$ -	$ -	$ -	$ -	$ -	$ -
3960	660001964	376.2	$ -	$ -	$ -	$ -	$ -	$ -	$ -	$ -	$ -	$ -	$ -	$ -	$ -	$ -
3961	660001964	376.4	$ -	$ -	$ -	$ -	$ -	$ -	$ -	$ -	$ -	$ -	$ -	$ -	$ -	$ -
3962	660001964	380.0	$ -	$ -	$ -	$ -	$ -	$ -	$ -	$ -	$ -	$ -	$ -	$ -	$ -	$ -
3963	660001965	376.1	$ -	$ -	$ -	$ -	$ -	$ -	$ -	$ -	$ -	$ -	$ -	$ -	$ -	$ -
3964	660001965	376.2	$ -	$ -	$ -	$ -	$ -	$ -	$ -	$ -	$ -	$ -	$ -	$ -	$ -	$ -
3965	660001965	376.4	$ -	$ -	$ -	$ -	$ -	$ -	$ -	$ -	$ -	$ -	$ -	$ -	$ -	$ -
3966	660001965	380.0	$ -	$ -	$ -	$ -	$ -	$ -	$ -	$ -	$ -	$ -	$ -	$ -	$ -	$ -
3967	601001966	394.0	$ -	$ -	$ -	$ -	$ -	$ -	$ -	$ -	$ -	$ -	$ -	$ -	$ -	$ -
3968	T601001967	367.1	$ -	$ -	$ -	$ -	$ -	$ -	$ -	$ -	$ -	$ -	$ -	$ -	$ -	$ -
3969	T601001967	368.0	$ -	$ -	$ -	$ -	$ -	$ -	$ -	$ -	$ -	$ -	$ -	$ -	$ -	$ -
3970	T601001967	369.0	$ -	$ -	$ -	$ -	$ -	$ -	$ -	$ -	$ -	$ -	$ -	$ -	$ -	$ -
3971	601001554-1	303.3	$ -	$ -	$ -	$ -	$ -	$ -	$ 3,006	$ 3,006	$ 3,006	$ 3,006	$ 3,006	$ 3,006	$ 3,006	$ 3,006
3972	601001554-2	303.3	$ -	$ -	$ -	$ -	$ -	$ -	$ -	$ -	$ -	$ -	$ -	$ -	$ -	$ -
3973	601001554-3	303.3	$ -	$ -	$ -	$ -	$ -	$ -	$ -	$ -	$ -	$ -	$ -	$ -	$ -	$ -
3974	601001554-4	303.3	$ -	$ -	$ -	$ -	$ -	$ -	$ -	$ -	$ -	$ -	$ -	$ -	$ -	$ -
3975	601001554-5	303.3	$ -	$ -	$ -	$ -	$ -	$ -	$ -	$ -	$ -	$ -	$ -	$ -	$ -	$ -
3976	627001968	380.0	$ -	$ -	$ -	$ -	$ -	$ -	$ -	$ -	$ -	$ -	$ -	$ -	$ -	$ -
3977	627001968	380.1	$ -	$ -	$ -	$ -	$ -	$ -	$ -	$ -	$ -	$ -	$ -	$ -	$ -	$ -
3978	T624001969	368.0	$ -	$ -	$ -	$ -	$ -	$ -	$ -	$ -	$ -	$ -	$ -	$ -	$ -	$ -
3979	T624001969	369.0	$ -	$ -	$ -	$ -	$ -	$ -	$ -	$ -	$ -	$ -	$ -	$ -	$ -	$ -
3980	T660001970	367.1	$ -	$ -	$ -	$ -	$ -	$ -	$ -	$ -	$ -	$ -	$ -	$ -	$ -	$ -
3981	T660001970	368.0	$ -	$ -	$ -	$ -	$ -	$ -	$ -	$ -	$ -	$ -	$ -	$ -	$ -	$ -
3982	T660001970	369.0	$ -	$ -	$ -	$ -	$ -	$ -	$ -	$ -	$ -	$ -	$ -	$ -	$ -	$ -
3983	T624001971	368.0	$ -	$ -	$ -	$ -	$ -	$ -	$ -	$ -	$ -	$ -	$ -	$ -	$ -	$ -
3984	T624001971	369.0	$ -	$ -	$ -	$ -	$ -	$ -	$ -	$ -	$ -	$ -	$ -	$ -	$ -	$ -
3985	T624001972	368.0	$ -	$ -	$ -	$ -	$ -	$ -	$ -	$ -	$ -	$ -	$ -	$ -	$ -	$ -
3986	T624001972	369.0	$ -	$ -	$ -	$ -	$ -	$ -	$ -	$ -	$ -	$ -	$ -	$ -	$ -	$ -
3987	T624001973	368.0	$ -	$ -	$ -	$ -	$ -	$ -	$ -	$ -	$ -	$ -	$ -	$ -	$ -	$ -
3988	T624001973	369.0	$ -	$ -	$ -	$ -	$ -	$ -	$ -	$ -	$ -	$ -	$ -	$ -	$ -	$ -
3989	T621001974	367.1	$ -	$ -	$ -	$ -	$ -	$ -	$ -	$ -	$ -	$ -	$ -	$ -	$ -	$ -
3990	601001975	391.2	$ -	$ -	$ -	$ -	$ -	$ -	$ -	$ -	$ -	$ -	$ -	$ -	$ -	$ -
3991	601001975	397.0	$ -	$ -	$ -	$ -	$ -	$ -	$ -	$ -	$ -	$ -	$ -	$ -	$ -	$ -
3992	601001975	398.0	$ -	$ -	$ -	$ -	$ -	$ -	$ -	$ -	$ -	$ -	$ -	$ -	$ -	$ -
3993	T610001976	368.0	$ -	$ -	$ -	$ -	$ -	$ -	$ -	$ -	$ -	$ -	$ -	$ -	$ -	$ -
3994	T610001976	369.0	$ -	$ -	$ -	$ -	$ -	$ -	$ -	$ -	$ -	$ -	$ -	$ -	$ -	$ -
3995	601001977	376.1	$ -	$ -	$ -	$ -	$ -	$ -	$ -	$ -	$ -	$ -	$ -	$ -	$ -	$ -
3996	601001977	376.2	$ -	$ -	$ -	$ -	$ -	$ -	$ -	$ -	$ -	$ -	$ -	$ -	$ -	$ -
3997	601001977	376.4	$ -	$ -	$ -	$ -	$ -	$ -	$ -	$ -	$ -	$ -	$ -	$ -	$ -	$ -
3998	601001977	380.0	$ -	$ -	$ -	$ -	$ -	$ -	$ -	$ -	$ -	$ -	$ -	$ -	$ -	$ -
3999	680001978	368.0	$ -	$ -	$ -	$ -	$ -	$ -	$ -	$ -	$ -	$ -	$ -	$ -	$ -	$ -
4000	680001978	369.0	$ -	$ -	$ -	$ -	$ -	$ -	$ -	$ -	$ -	$ -	$ -	$ -	$ -	$ -
4001	622001980	368.0	$ -	$ -	$ -	$ -	$ -	$ -	$ -	$ -	$ -	$ -	$ -	$ -	$ -	$ -
4002	622001980	369.0	$ -	$ -	$ -	$ -	$ -	$ -	$ -	$ -	$ -	$ -	$ -	$ -	$ -	$ -
4003	T621001981	368.0	$ -	$ -	$ -	$ -	$ -	$ -	$ -	$ -	$ -	$ -	$ -	$ -	$ -	$ -
4004	T621001981	369.0	$ -	$ -	$ -	$ -	$ -	$ -	$ -	$ -	$ -	$ -	$ -	$ -	$ -	$ -
4005	T660001982	367.1	$ -	$ -	$ -	$ -	$ -	$ -	$ -	$ -	$ -	$ -	$ -	$ -	$ -	$ -
4006	T660001982	368.0	$ -	$ -	$ -	$ -	$ -	$ -	$ -	$ -	$ -	$ -	$ -	$ -	$ -	$ -
4007	T660001982	369.0	$ -	$ -	$ -	$ -	$ -	$ -	$ -	$ -	$ -	$ -	$ -	$ -	$ -	$ -

Sponsored by NMGC Witness Erik C. Buchanan

NEW MEXICO GAS COMPANY, INC.

Depreciation Activity
Base Period - 12 Months Ending March 31, 2023
Future Test Year - 12 Months Ending September 30, 2025

	A	B	C	D	E	F	G	H	I	J	K	L	M	N	O	P	Q	R
1																		
2			Activity	Activity	Activity	Activity	Activity	Activity	Activity	Activity	Activity	Activity	Activity	Activity	Activity	Activity	Activity	Activity
3	Investment Number / Beginning Balance	FERC Account	4/30/2023	5/31/2023	6/30/2023	7/31/2023	8/31/2023	9/30/2023	10/31/2023	11/30/2023	12/31/2023	1/31/2024	2/29/2024	3/31/2024	4/30/2024	5/31/2024	6/30/2024	7/31/2024
4008	T660001983	367.1	$ -	$ -	$ -	$ -	$ -	$ -	$ -	$ -	$ -	$ -	$ -	$ -	$ -	$ -	$ -	$ -
4009	T660001983	368.0	$ -	$ -	$ -	$ -	$ -	$ -	$ -	$ -	$ -	$ -	$ -	$ -	$ -	$ -	$ -	$ -
4010	T660001983	369.0	$ -	$ -	$ -	$ -	$ -	$ -	$ -	$ -	$ -	$ -	$ -	$ -	$ -	$ -	$ -	$ -
4011	601001984	376.1	$ -	$ -	$ -	$ 332	$ 332	$ 313	$ 323	$ 323	$ 323	$ 323	$ 323	$ 323	$ 323	$ 323	$ 323	$ 323
4012	601001984	376.2	$ -	$ -	$ -	$ 226	$ 226	$ 234	$ 242	$ 242	$ 242	$ 242	$ 242	$ 242	$ 242	$ 242	$ 242	$ 242
4013	601001984	376.4	$ -	$ -	$ -	$ 241	$ 241	$ 238	$ 245	$ 245	$ 245	$ 245	$ 245	$ 245	$ 245	$ 245	$ 245	$ 245
4014	T626001985	367.1	$ -	$ -	$ -	$ -	$ -	$ -	$ -	$ -	$ -	$ -	$ -	$ -	$ -	$ -	$ -	$ -
4015	T626001985	368.0	$ -	$ -	$ -	$ -	$ -	$ -	$ -	$ -	$ -	$ -	$ -	$ -	$ -	$ -	$ -	$ -
4016	T626001985	369.0	$ -	$ -	$ -	$ -	$ -	$ -	$ -	$ -	$ -	$ -	$ -	$ -	$ -	$ -	$ -	$ -
4017	601001987	303.3	$ -	$ -	$ -	$ -	$ -	$ -	$ -	$ -	$ -	$ -	$ -	$ -	$ -	$ -	$ -	$ -
4018	601001988	303.3	$ -	$ -	$ -	$ -	$ -	$ -	$ -	$ -	$ -	$ -	$ -	$ -	$ -	$ -	$ -	$ -
4019	601001989	303.3	$ -	$ -	$ -	$ -	$ -	$ -	$ -	$ -	$ -	$ -	$ -	$ -	$ -	$ -	$ -	$ -
4020	T680001990	367.1	$ -	$ -	$ -	$ -	$ -	$ -	$ -	$ -	$ -	$ -	$ -	$ -	$ -	$ -	$ -	$ -
4021	T680001990	368.0	$ -	$ -	$ -	$ -	$ -	$ -	$ -	$ -	$ -	$ -	$ -	$ -	$ -	$ -	$ -	$ -
4022	T680001990	369.0	$ -	$ -	$ -	$ -	$ -	$ -	$ -	$ -	$ -	$ -	$ -	$ -	$ -	$ -	$ -	$ -
4023	T624001991	369.0	$ -	$ -	$ -	$ -	$ -	$ -	$ -	$ -	$ -	$ -	$ -	$ -	$ -	$ -	$ -	$ -
4024	601001992	303.3	$ -	$ -	$ -	$ -	$ -	$ -	$ -	$ -	$ -	$ -	$ -	$ -	$ -	$ -	$ -	$ -
4025	601001993	303.3	$ -	$ -	$ -	$ -	$ -	$ -	$ -	$ -	$ -	$ -	$ -	$ -	$ -	$ -	$ -	$ -
4026	T626001994	367.1	$ -	$ -	$ -	$ -	$ -	$ -	$ -	$ -	$ -	$ -	$ -	$ -	$ -	$ -	$ -	$ -
4027	T626001994	368.0	$ -	$ -	$ -	$ -	$ -	$ -	$ -	$ -	$ -	$ -	$ -	$ -	$ -	$ -	$ -	$ -
4028	T626001994	369.0	$ -	$ -	$ -	$ -	$ -	$ -	$ -	$ -	$ -	$ -	$ -	$ -	$ -	$ -	$ -	$ -
4029	T621001995	367.1	$ -	$ -	$ -	$ -	$ -	$ -	$ -	$ -	$ -	$ -	$ -	$ -	$ -	$ -	$ -	$ -
4030	T621001995	368.0	$ -	$ -	$ -	$ -	$ -	$ -	$ -	$ -	$ -	$ -	$ -	$ -	$ -	$ -	$ -	$ -
4031	T621001995	369.0	$ -	$ -	$ -	$ -	$ -	$ -	$ -	$ -	$ -	$ -	$ -	$ -	$ -	$ -	$ -	$ -
4032	601001996	376.1	$ -	$ -	$ -	$ -	$ -	$ -	$ -	$ -	$ -	$ -	$ -	$ -	$ -	$ -	$ -	$ -
4033	601001996	376.2	$ -	$ -	$ -	$ -	$ -	$ -	$ -	$ -	$ -	$ -	$ -	$ -	$ -	$ -	$ -	$ -
4034	601001996	376.4	$ -	$ -	$ -	$ -	$ -	$ -	$ -	$ -	$ -	$ -	$ -	$ -	$ -	$ -	$ -	$ -
4035	601001996	380.0	$ -	$ -	$ -	$ -	$ -	$ -	$ -	$ -	$ -	$ -	$ -	$ -	$ -	$ -	$ -	$ -
4036	T680001997	367.1	$ -	$ -	$ -	$ -	$ -	$ -	$ -	$ -	$ -	$ -	$ -	$ -	$ -	$ -	$ -	$ -
4037	T601001999	367.1	$ -	$ -	$ -	$ -	$ -	$ -	$ -	$ -	$ -	$ -	$ 166	$ 166	$ 166	$ 166	$ 166	$ 166
4038	T601001999	368.0	$ -	$ -	$ -	$ -	$ -	$ -	$ -	$ -	$ -	$ -	$ 243	$ 243	$ 243	$ 243	$ 243	$ 243
4039	T601001999	369.0	$ -	$ -	$ -	$ -	$ -	$ -	$ -	$ -	$ -	$ -	$ 217	$ 217	$ 217	$ 217	$ 217	$ 217
4040	T624002000	367.1	$ -	$ -	$ -	$ -	$ -	$ -	$ -	$ -	$ -	$ -	$ -	$ -	$ -	$ -	$ -	$ -
4041	T624002000	368.0	$ -	$ -	$ -	$ -	$ -	$ -	$ -	$ -	$ -	$ -	$ -	$ -	$ -	$ -	$ -	$ -
4042	T624002000	369.0	$ -	$ -	$ -	$ -	$ -	$ -	$ -	$ -	$ -	$ -	$ -	$ -	$ -	$ -	$ -	$ -
4043	601002001	391.2	$ -	$ -	$ -	$ -	$ -	$ -	$ -	$ -	$ -	$ -	$ -	$ -	$ -	$ -	$ -	$ -
4044	601002001	397.0	$ -	$ -	$ -	$ -	$ -	$ -	$ -	$ -	$ -	$ -	$ -	$ -	$ -	$ -	$ -	$ -
4045	601002001	398.0	$ -	$ -	$ -	$ -	$ -	$ -	$ -	$ -	$ -	$ -	$ -	$ -	$ -	$ -	$ -	$ -
4046	624002002	376.1	$ -	$ -	$ -	$ -	$ -	$ -	$ -	$ -	$ -	$ -	$ -	$ -	$ -	$ -	$ -	$ -
4047	624002002	376.2	$ -	$ -	$ -	$ -	$ -	$ -	$ -	$ -	$ -	$ -	$ -	$ -	$ -	$ -	$ -	$ -
4048	624002002	376.4	$ -	$ -	$ -	$ -	$ -	$ -	$ -	$ -	$ -	$ -	$ -	$ -	$ -	$ -	$ -	$ -
4049	610002003	376.1	$ -	$ -	$ -	$ -	$ -	$ -	$ -	$ -	$ -	$ -	$ -	$ -	$ -	$ -	$ -	$ -
4050	610002003	376.2	$ -	$ -	$ -	$ -	$ -	$ -	$ -	$ -	$ -	$ -	$ -	$ -	$ -	$ -	$ -	$ -
4051	610002003	376.4	$ -	$ -	$ -	$ -	$ -	$ -	$ -	$ -	$ -	$ -	$ -	$ -	$ -	$ -	$ -	$ -
4052	610002003	380.0	$ -	$ -	$ -	$ -	$ -	$ -	$ -	$ -	$ -	$ -	$ -	$ -	$ -	$ -	$ -	$ -
4053	T680002004	368.0	$ -	$ -	$ -	$ -	$ -	$ -	$ -	$ -	$ -	$ -	$ -	$ -	$ -	$ -	$ -	$ -
4054	T680002004	369.0	$ -	$ -	$ -	$ -	$ -	$ -	$ -	$ -	$ -	$ -	$ -	$ -	$ -	$ -	$ -	$ -
4055	660002005	390.0	$ -	$ -	$ -	$ -	$ -	$ -	$ -	$ -	$ -	$ -	$ -	$ -	$ -	$ -	$ -	$ -
4056	T610002007	390.0	$ -	$ -	$ -	$ -	$ -	$ -	$ -	$ -	$ -	$ -	$ -	$ -	$ -	$ -	$ -	$ -
4057	601002008	303.3	$ -	$ -	$ -	$ -	$ -	$ -	$ -	$ -	$ -	$ 540	$ 540	$ 540	$ 540	$ 540	$ 540	$ 540
4058	601002009	303.3	$ -	$ -	$ -	$ -	$ -	$ -	$ -	$ -	$ 226	$ 226	$ 226	$ 226	$ 226	$ 226	$ 226	$ 226
4059	601002010	303.3	$ -	$ -	$ -	$ 58	$ 58	$ 58	$ 58	$ 58	$ 58	$ 58	$ 58	$ 58	$ 58	$ 58	$ 58	$ 58

NEW MEXICO GAS COMPANY, INC.

Depreciation Activity
Base Period - 12 Months Ending March 31, 2023
Future Test Year - 12 Months Ending September 30, 2025

	A	B	S	T	U	V	W	X	Y	Z	AA	AB	AC	AD	AE	AF
1																
2			Activity	Activity	Activity	Activity	Activity	Activity	Activity	Activity	Activity	Activity	Activity	Activity	Activity	Activity
3	Investment Number / Beginning Balance	FERC Account	8/31/2024	9/30/2024	10/31/2024	11/30/2024	12/31/2024	1/31/2025	2/28/2025	3/31/2025	4/30/2025	5/31/2025	6/30/2025	7/31/2025	8/31/2025	9/30/2025
4008	T660001983	367.1	$ -	$ -	$ -	$ -	$ -	$ -	$ -	$ -	$ -	$ -	$ -	$ -	$ -	$ -
4009	T660001983	368.0	$ -	$ -	$ -	$ -	$ -	$ -	$ -	$ -	$ -	$ -	$ -	$ -	$ -	$ -
4010	T660001983	369.0	$ -	$ -	$ -	$ -	$ -	$ -	$ -	$ -	$ -	$ -	$ -	$ -	$ -	$ -
4011	601001984	376.1	$ 323	$ 323	$ 323	$ 323	$ 323	$ 323	$ 323	$ 323	$ 323	$ 323	$ 323	$ 323	$ 323	$ 323
4012	601001984	376.2	$ 242	$ 242	$ 242	$ 242	$ 242	$ 242	$ 242	$ 242	$ 242	$ 242	$ 242	$ 242	$ 242	$ 242
4013	601001984	376.4	$ 245	$ 245	$ 245	$ 245	$ 245	$ 245	$ 245	$ 245	$ 245	$ 245	$ 245	$ 245	$ 245	$ 245
4014	T626001985	367.1	$ -	$ -	$ -	$ -	$ -	$ -	$ -	$ -	$ -	$ -	$ -	$ -	$ -	$ -
4015	T626001985	368.0	$ -	$ -	$ -	$ -	$ -	$ -	$ -	$ -	$ -	$ -	$ -	$ -	$ -	$ -
4016	T626001985	369.0	$ -	$ -	$ -	$ -	$ -	$ -	$ -	$ -	$ -	$ -	$ -	$ -	$ -	$ -
4017	601001987	303.3	$ -	$ -	$ -	$ -	$ -	$ -	$ -	$ -	$ -	$ -	$ -	$ -	$ -	$ -
4018	601001988	303.3	$ -	$ -	$ -	$ -	$ -	$ -	$ -	$ -	$ -	$ -	$ -	$ -	$ -	$ -
4019	601001989	303.3	$ -	$ -	$ -	$ -	$ -	$ -	$ -	$ -	$ -	$ -	$ -	$ -	$ -	$ -
4020	T680001990	367.1	$ -	$ -	$ -	$ -	$ -	$ -	$ -	$ -	$ -	$ -	$ -	$ -	$ -	$ -
4021	T680001990	368.0	$ -	$ -	$ -	$ -	$ -	$ -	$ -	$ -	$ -	$ -	$ -	$ -	$ -	$ -
4022	T680001990	369.0	$ -	$ -	$ -	$ -	$ -	$ -	$ -	$ -	$ -	$ -	$ -	$ -	$ -	$ -
4023	T624001991	369.0	$ -	$ -	$ -	$ -	$ -	$ -	$ -	$ -	$ -	$ -	$ -	$ -	$ -	$ -
4024	601001992	303.3	$ -	$ -	$ -	$ -	$ -	$ -	$ -	$ -	$ -	$ -	$ -	$ -	$ -	$ -
4025	601001993	303.3	$ -	$ -	$ -	$ -	$ -	$ -	$ -	$ -	$ -	$ -	$ -	$ -	$ -	$ -
4026	T626001994	367.1	$ -	$ -	$ -	$ -	$ -	$ -	$ -	$ -	$ -	$ -	$ -	$ -	$ -	$ -
4027	T626001994	368.0	$ -	$ -	$ -	$ -	$ -	$ -	$ -	$ -	$ -	$ -	$ -	$ -	$ -	$ -
4028	T626001994	369.0	$ -	$ -	$ -	$ -	$ -	$ -	$ -	$ -	$ -	$ -	$ -	$ -	$ -	$ -
4029	T621001995	367.1	$ -	$ -	$ -	$ -	$ -	$ -	$ -	$ -	$ -	$ -	$ -	$ -	$ -	$ -
4030	T621001995	368.0	$ -	$ -	$ -	$ -	$ -	$ -	$ -	$ -	$ -	$ -	$ -	$ -	$ -	$ -
4031	T621001995	369.0	$ -	$ -	$ -	$ -	$ -	$ -	$ -	$ -	$ -	$ -	$ -	$ -	$ -	$ -
4032	601001996	376.1	$ -	$ -	$ -	$ -	$ -	$ -	$ -	$ -	$ -	$ -	$ -	$ -	$ -	$ -
4033	601001996	376.2	$ -	$ -	$ -	$ -	$ -	$ -	$ -	$ -	$ -	$ -	$ -	$ -	$ -	$ -
4034	601001996	376.4	$ -	$ -	$ -	$ -	$ -	$ -	$ -	$ -	$ -	$ -	$ -	$ -	$ -	$ -
4035	601001996	380.0	$ -	$ -	$ -	$ -	$ -	$ -	$ -	$ -	$ -	$ -	$ -	$ -	$ -	$ -
4036	T680001997	367.1	$ -	$ -	$ -	$ -	$ -	$ -	$ -	$ -	$ -	$ -	$ -	$ -	$ -	$ -
4037	T601001999	367.1	$ 166	$ 166	$ 166	$ 166	$ 166	$ 166	$ 166	$ 166	$ 166	$ 166	$ 166	$ 166	$ 166	$ 166
4038	T601001999	368.0	$ 243	$ 243	$ 243	$ 243	$ 243	$ 243	$ 243	$ 243	$ 243	$ 243	$ 243	$ 243	$ 243	$ 243
4039	T601001999	369.0	$ 217	$ 217	$ 217	$ 217	$ 217	$ 217	$ 217	$ 217	$ 217	$ 217	$ 217	$ 217	$ 217	$ 217
4040	T624002000	367.1	$ -	$ -	$ -	$ -	$ -	$ -	$ -	$ -	$ -	$ -	$ -	$ -	$ -	$ -
4041	T624002000	368.0	$ -	$ -	$ -	$ -	$ -	$ -	$ -	$ -	$ -	$ -	$ -	$ -	$ -	$ -
4042	T624002000	369.0	$ -	$ -	$ -	$ -	$ -	$ -	$ -	$ -	$ -	$ -	$ -	$ -	$ -	$ -
4043	601002001	391.2	$ -	$ -	$ -	$ -	$ -	$ -	$ -	$ -	$ -	$ -	$ -	$ -	$ -	$ -
4044	601002001	397.0	$ -	$ -	$ -	$ -	$ -	$ -	$ -	$ -	$ -	$ -	$ -	$ -	$ -	$ -
4045	601002001	398.0	$ -	$ -	$ -	$ -	$ -	$ -	$ -	$ -	$ -	$ -	$ -	$ -	$ -	$ -
4046	624002002	376.1	$ -	$ -	$ -	$ -	$ -	$ -	$ -	$ -	$ -	$ -	$ -	$ -	$ -	$ -
4047	624002002	376.2	$ -	$ -	$ -	$ -	$ -	$ -	$ -	$ -	$ -	$ -	$ -	$ -	$ -	$ -
4048	624002002	376.4	$ -	$ -	$ -	$ -	$ -	$ -	$ -	$ -	$ -	$ -	$ -	$ -	$ -	$ -
4049	610002003	376.1	$ -	$ -	$ -	$ -	$ -	$ -	$ -	$ -	$ -	$ -	$ -	$ -	$ -	$ -
4050	610002003	376.2	$ -	$ -	$ -	$ -	$ -	$ -	$ -	$ -	$ -	$ -	$ -	$ -	$ -	$ -
4051	610002003	376.4	$ -	$ -	$ -	$ -	$ -	$ -	$ -	$ -	$ -	$ -	$ -	$ -	$ -	$ -
4052	610002003	380.0	$ -	$ -	$ -	$ -	$ -	$ -	$ -	$ -	$ -	$ -	$ -	$ -	$ -	$ -
4053	T680002004	368.0	$ -	$ -	$ -	$ -	$ -	$ -	$ -	$ -	$ -	$ -	$ -	$ -	$ -	$ -
4054	T680002004	369.0	$ -	$ -	$ -	$ -	$ -	$ -	$ -	$ -	$ -	$ -	$ -	$ -	$ -	$ -
4055	660002005	390.0	$ -	$ -	$ -	$ -	$ -	$ -	$ -	$ -	$ -	$ -	$ -	$ -	$ -	$ -
4056	T610002007	390.0	$ -	$ -	$ -	$ -	$ -	$ -	$ -	$ -	$ -	$ -	$ -	$ -	$ -	$ -
4057	601002008	303.3	$ 540	$ 540	$ 540	$ 540	$ 540	$ 540	$ 540	$ 540	$ 540	$ 540	$ 540	$ 540	$ 540	$ 540
4058	601002009	303.3	$ 226	$ 226	$ 226	$ 226	$ 226	$ 226	$ 226	$ 226	$ 226	$ 226	$ 226	$ 226	$ 226	$ 226
4059	601002010	303.3	$ 58	$ 58	$ 58	$ 58	$ 58	$ 58	$ 58	$ 58	$ 58	$ 58	$ 58	$ 58	$ 58	$ 58

Sponsored by NMGC Witness Erik C. Buchanan

NEW MEXICO GAS COMPANY, INC.

Depreciation Activity
Base Period - 12 Months Ending March 31, 2023
Future Test Year - 12 Months Ending September 30, 2025

	A	B	C	D	E	F	G	H	I	J	K	L	M	N	O	P	Q	R
1																		
2			Activity	Activity	Activity	Activity	Activity	Activity	Activity	Activity	Activity	Activity	Activity	Activity	Activity	Activity	Activity	Activity
3	Investment Number / Beginning Balance	FERC Account	4/30/2023	5/31/2023	6/30/2023	7/31/2023	8/31/2023	9/30/2023	10/31/2023	11/30/2023	12/31/2023	1/31/2024	2/29/2024	3/31/2024	4/30/2024	5/31/2024	6/30/2024	7/31/2024
4060	601002011	303.3	$ -	$ -	$ -	$ -	$ -	$ -	$ -	$ -	$ -	$ -	$ -	$ -	$ -	$ -	$ -	$ -
4061	601002012	303.3	$ -	$ -	$ -	$ -	$ -	$ -	$ -	$ -	$ -	$ -	$ -	$ -	$ -	$ -	$ -	$ -
4062	601002013	303.3	$ -	$ -	$ 8	$ 8	$ 8	$ 8	$ 8	$ 8	$ 8	$ 8	$ 8	$ 8	$ 8	$ 8	$ 8	$ 8
4063	601002014	303.3	$ -	$ -	$ -	$ -	$ -	$ -	$ -	$ -	$ -	$ -	$ -	$ -	$ -	$ -	$ -	$ -
4064	601002015	303.3	$ -	$ -	$ 0	$ 0	$ 0	$ 0	$ 0	$ 0	$ 0	$ 0	$ 0	$ 0	$ 0	$ 0	$ 0	$ 0
4065	601002016	303.3	$ -	$ -	$ -	$ -	$ -	$ -	$ -	$ -	$ -	$ -	$ -	$ -	$ -	$ -	$ -	$ -
4066	601002017	303.3	$ -	$ -	$ -	$ -	$ -	$ -	$ -	$ -	$ -	$ -	$ -	$ -	$ -	$ -	$ -	$ -
4067	601002018	303.3	$ -	$ -	$ -	$ -	$ -	$ -	$ -	$ -	$ -	$ -	$ -	$ -	$ -	$ -	$ -	$ -
4068	601002019	303.3	$ -	$ -	$ -	$ -	$ -	$ -	$ -	$ -	$ -	$ -	$ -	$ -	$ -	$ -	$ -	$ -
4069	601002020	303.3	$ -	$ -	$ -	$ -	$ -	$ -	$ -	$ -	$ -	$ -	$ -	$ -	$ -	$ -	$ -	$ -
4070	601002021	303.3	$ -	$ -	$ -	$ -	$ -	$ -	$ -	$ -	$ -	$ -	$ -	$ -	$ -	$ -	$ -	$ -
4071	601002022	303.3	$ -	$ -	$ -	$ -	$ -	$ -	$ -	$ -	$ -	$ -	$ -	$ -	$ -	$ -	$ -	$ -
4072	601002023	303.3	$ -	$ -	$ 750	$ 750	$ 750	$ 750	$ 750	$ 750	$ 750	$ 750	$ 750	$ 750	$ 750	$ 750	$ 750	$ 750
4073	T680002024	369.0	$ -	$ -	$ -	$ -	$ -	$ -	$ -	$ -	$ -	$ -	$ -	$ -	$ -	$ -	$ -	$ -
4074	601002025	303.3	$ -	$ -	$ -	$ -	$ -	$ -	$ -	$ -	$ -	$ -	$ 1,346	$ 1,346	$ 1,346	$ 1,346	$ 1,346	$ 1,346
4075	T680002026	368.0	$ -	$ 1	$ 1	$ 1	$ 1	$ 1	$ 1	$ 1	$ 1	$ 1	$ 1	$ 1	$ 1	$ 1	$ 1	$ 1
4076	T680002026	369.0	$ -	$ 3	$ 3	$ 3	$ 3	$ 3	$ 3	$ 3	$ 3	$ 3	$ 3	$ 3	$ 3	$ 3	$ 3	$ 3
4077	601002027	303.3	$ -	$ 256	$ 256	$ 256	$ 256	$ 256	$ 256	$ 256	$ 256	$ 256	$ 256	$ 256	$ 256	$ 256	$ 256	$ 256
4078	601002028	303.3	$ -	$ 230	$ 230	$ 230	$ 230	$ 230	$ 230	$ 230	$ 230	$ 230	$ 230	$ 230	$ 230	$ 230	$ 230	$ 230
4079	T610002029	367.1	$ -	$ 0	$ 0	$ 0	$ 0	$ 0	$ 0	$ 0	$ 0	$ 0	$ 0	$ 0	$ 0	$ 0	$ 0	$ 0
4080	T610002030	368.0	$ -	$ -	$ -	$ -	$ 35	$ 39	$ 39	$ 39	$ 39	$ 39	$ 39	$ 39	$ 39	$ 39	$ 39	$ 39
4081	T610002030	369.0	$ -	$ -	$ -	$ -	$ 146	$ 162	$ 162	$ 162	$ 162	$ 162	$ 162	$ 162	$ 162	$ 162	$ 162	$ 162
4082	T680002031	367.1	$ -	$ -	$ -	$ -	$ -	$ -	$ -	$ -	$ -	$ -	$ -	$ -	$ -	$ -	$ -	$ -
4083	T680002031	368.0	$ -	$ -	$ -	$ -	$ -	$ -	$ -	$ -	$ -	$ -	$ -	$ -	$ -	$ -	$ -	$ -
4084	T680002031	369.0	$ -	$ -	$ -	$ -	$ -	$ -	$ -	$ -	$ -	$ -	$ -	$ -	$ -	$ -	$ -	$ -
4085	629002032	368.0	$ -	$ -	$ -	$ -	$ -	$ -	$ -	$ -	$ -	$ -	$ -	$ -	$ -	$ -	$ -	$ -
4086	629002032	369.0	$ -	$ -	$ -	$ -	$ -	$ -	$ -	$ -	$ -	$ -	$ -	$ -	$ -	$ -	$ -	$ -
4087	T624002033	367.1	$ -	$ -	$ -	$ -	$ -	$ -	$ -	$ -	$ -	$ -	$ -	$ -	$ -	$ -	$ -	$ -
4088	T624002033	368.0	$ -	$ -	$ -	$ -	$ -	$ -	$ -	$ -	$ -	$ -	$ -	$ -	$ -	$ -	$ -	$ -
4089	T624002033	369.0	$ -	$ -	$ -	$ -	$ -	$ -	$ -	$ -	$ -	$ -	$ -	$ -	$ -	$ -	$ -	$ -
4090	601002034	376.1	$ -	$ -	$ -	$ -	$ -	$ -	$ -	$ -	$ -	$ 42	$ 42	$ 42	$ 42	$ 42	$ 42	$ 42
4091	601002034	376.2	$ -	$ -	$ -	$ -	$ -	$ -	$ -	$ -	$ -	$ 283	$ 283	$ 283	$ 283	$ 283	$ 283	$ 283
4092	601002034	376.4	$ -	$ -	$ -	$ -	$ -	$ -	$ -	$ -	$ -	$ 36	$ 36	$ 36	$ 36	$ 36	$ 36	$ 36
4093	601002034	380.0	$ -	$ -	$ -	$ -	$ -	$ -	$ -	$ -	$ -	$ 58	$ 58	$ 58	$ 58	$ 58	$ 58	$ 58
4094	601002035	303.3	$ -	$ -	$ -	$ -	$ -	$ -	$ -	$ -	$ -	$ -	$ 102	$ 102	$ 102	$ 102	$ 102	$ 102
4095	601002037	303.3	$ -	$ -	$ -	$ -	$ -	$ -	$ -	$ -	$ -	$ -	$ 314	$ 314	$ 314	$ 314	$ 314	$ 314
4096	624002038	390.0	$ -	$ -	$ -	$ -	$ -	$ -	$ -	$ -	$ -	$ -	$ -	$ -	$ -	$ -	$ -	$ -
4097	T610002039	368.0	$ -	$ -	$ -	$ -	$ -	$ -	$ -	$ -	$ -	$ -	$ -	$ -	$ -	$ -	$ -	$ -
4098	T610002039	369.0	$ -	$ -	$ -	$ -	$ -	$ -	$ -	$ -	$ -	$ -	$ -	$ -	$ -	$ -	$ -	$ -
4099	T624002040	367.1	$ -	$ -	$ -	$ -	$ -	$ -	$ -	$ -	$ -	$ -	$ -	$ -	$ -	$ -	$ -	$ -
4100	T624002040	368.0	$ -	$ -	$ -	$ -	$ -	$ -	$ -	$ -	$ -	$ -	$ -	$ -	$ -	$ -	$ -	$ -
4101	T624002040	369.0	$ -	$ -	$ -	$ -	$ -	$ -	$ -	$ -	$ -	$ -	$ -	$ -	$ -	$ -	$ -	$ -
4102	T624002041	367.1	$ -	$ -	$ -	$ -	$ -	$ -	$ -	$ -	$ -	$ -	$ -	$ -	$ -	$ -	$ -	$ -
4103	T624002041	368.0	$ -	$ -	$ -	$ -	$ -	$ -	$ -	$ -	$ -	$ -	$ -	$ -	$ -	$ -	$ -	$ -
4104	T624002041	369.0	$ -	$ -	$ -	$ -	$ -	$ -	$ -	$ -	$ -	$ -	$ -	$ -	$ -	$ -	$ -	$ -
4105	T660002042	367.1	$ -	$ -	$ -	$ -	$ -	$ -	$ -	$ -	$ -	$ -	$ -	$ -	$ -	$ -	$ -	$ -
4106	T660002042	368.0	$ -	$ -	$ -	$ -	$ -	$ -	$ -	$ -	$ -	$ -	$ -	$ -	$ -	$ -	$ -	$ -
4107	T660002042	369.0	$ -	$ -	$ -	$ -	$ -	$ -	$ -	$ -	$ -	$ -	$ -	$ -	$ -	$ -	$ -	$ -
4108	T660002043	367.1	$ -	$ -	$ -	$ -	$ -	$ -	$ -	$ -	$ -	$ -	$ -	$ -	$ -	$ -	$ -	$ -
4109	T660002043	368.0	$ -	$ -	$ -	$ -	$ -	$ -	$ -	$ -	$ -	$ -	$ -	$ -	$ -	$ -	$ -	$ -
4110	T660002043	369.0	$ -	$ -	$ -	$ -	$ -	$ -	$ -	$ -	$ -	$ -	$ -	$ -	$ -	$ -	$ -	$ -
4111	T660002044	367.1	$ -	$ -	$ -	$ -	$ -	$ -	$ -	$ -	$ -	$ -	$ -	$ -	$ -	$ -	$ -	$ -

NEW MEXICO GAS COMPANY, INC.

Depreciation Activity
Base Period - 12 Months Ending March 31, 2023
Future Test Year - 12 Months Ending September 30, 2025

	A	B	S	T	U	V	W	X	Y	Z	AA	AB	AC	AD	AE	AF
1																
2			Activity	Activity	Activity	Activity	Activity	Activity	Activity	Activity	Activity	Activity	Activity	Activity	Activity	Activity
3	Investment Number / Beginning Balance	FERC Account	8/31/2024	9/30/2024	10/31/2024	11/30/2024	12/31/2024	1/31/2025	2/28/2025	3/31/2025	4/30/2025	5/31/2025	6/30/2025	7/31/2025	8/31/2025	9/30/2025
4060	601002011	303.3	$ -	$ -	$ -	$ -	$ -	$ -	$ -	$ -	$ -	$ -	$ -	$ -	$ -	$ -
4061	601002012	303.3	$ -	$ -	$ -	$ -	$ -	$ -	$ -	$ -	$ -	$ -	$ -	$ -	$ -	$ -
4062	601002013	303.3	$ 8	$ 8	$ 8	$ 8	$ 8	$ 8	$ 8	$ 8	$ 8	$ 8	$ 8	$ 8	$ 8	$ 8
4063	601002014	303.3	$ -	$ -	$ -	$ -	$ -	$ -	$ -	$ -	$ -	$ -	$ -	$ -	$ -	$ -
4064	601002015	303.3	$ 0	$ 0	$ 0	$ 0	$ 0	$ 0	$ 0	$ 0	$ 0	$ 0	$ 0	$ 0	$ 0	$ 0
4065	601002016	303.3	$ -	$ -	$ -	$ -	$ -	$ -	$ -	$ -	$ -	$ -	$ -	$ -	$ -	$ -
4066	601002017	303.3	$ -	$ -	$ -	$ -	$ -	$ -	$ -	$ -	$ -	$ -	$ -	$ -	$ -	$ -
4067	601002018	303.3	$ -	$ -	$ -	$ -	$ -	$ -	$ -	$ -	$ -	$ -	$ -	$ -	$ -	$ -
4068	601002019	303.3	$ -	$ -	$ -	$ -	$ -	$ -	$ -	$ -	$ -	$ -	$ -	$ -	$ -	$ -
4069	601002020	303.3	$ -	$ -	$ -	$ -	$ -	$ -	$ -	$ -	$ -	$ -	$ -	$ -	$ -	$ -
4070	601002021	303.3	$ -	$ -	$ -	$ -	$ -	$ -	$ -	$ -	$ -	$ -	$ -	$ -	$ -	$ -
4071	601002022	303.3	$ -	$ -	$ -	$ -	$ -	$ -	$ -	$ -	$ -	$ -	$ -	$ -	$ -	$ -
4072	601002023	303.3	$ 750	$ 750	$ 750	$ 750	$ 750	$ 750	$ 750	$ 750	$ 750	$ 750	$ 750	$ 750	$ 750	$ 750
4073	T680002024	369.0	$ -	$ -	$ -	$ -	$ -	$ -	$ -	$ -	$ -	$ -	$ -	$ -	$ -	$ -
4074	601002025	303.3	$ 1,346	$ 1,346	$ 1,346	$ 1,346	$ 1,346	$ 1,346	$ 1,346	$ 1,346	$ 1,346	$ 1,346	$ 1,346	$ 1,346	$ 1,346	$ 1,346
4075	T680002026	368.0	$ 1	$ 1	$ 1	$ 1	$ 1	$ 1	$ 1	$ 1	$ 1	$ 1	$ 1	$ 1	$ 1	$ 1
4076	T680002026	369.0	$ 3	$ 3	$ 3	$ 3	$ 3	$ 3	$ 3	$ 3	$ 3	$ 3	$ 3	$ 3	$ 3	$ 3
4077	601002027	303.3	$ 256	$ 256	$ 256	$ 256	$ 256	$ 256	$ 256	$ 256	$ 256	$ 256	$ 256	$ 256	$ 256	$ 256
4078	601002028	303.3	$ 230	$ 230	$ 230	$ 230	$ 230	$ 230	$ 230	$ 230	$ 230	$ 230	$ 230	$ 230	$ 230	$ 230
4079	T610002029	367.1	$ 0	$ 0	$ 0	$ 0	$ 0	$ 0	$ 0	$ 0	$ 0	$ 0	$ 0	$ 0	$ 0	$ 0
4080	T610002030	368.0	$ 39	$ 39	$ 39	$ 39	$ 39	$ 39	$ 39	$ 39	$ 39	$ 39	$ 39	$ 39	$ 39	$ 39
4081	T610002030	369.0	$ 162	$ 162	$ 162	$ 162	$ 162	$ 162	$ 162	$ 162	$ 162	$ 162	$ 162	$ 162	$ 162	$ 162
4082	T680002031	367.1	$ -	$ -	$ -	$ -	$ -	$ -	$ -	$ -	$ -	$ -	$ -	$ 59	$ 59	$ 59
4083	T680002031	368.0	$ -	$ -	$ -	$ -	$ -	$ -	$ -	$ -	$ -	$ -	$ -	$ 11	$ 11	$ 11
4084	T680002031	369.0	$ -	$ -	$ -	$ -	$ -	$ -	$ -	$ -	$ -	$ -	$ -	$ 24	$ 24	$ 24
4085	629002032	368.0	$ -	$ -	$ -	$ -	$ -	$ -	$ -	$ -	$ -	$ -	$ -	$ -	$ -	$ -
4086	629002032	369.0	$ -	$ -	$ -	$ -	$ -	$ -	$ -	$ -	$ -	$ -	$ -	$ -	$ -	$ -
4087	T624002033	367.1	$ -	$ -	$ -	$ -	$ -	$ -	$ -	$ -	$ -	$ -	$ -	$ -	$ -	$ -
4088	T624002033	368.0	$ -	$ -	$ -	$ -	$ -	$ -	$ -	$ -	$ -	$ -	$ -	$ -	$ -	$ -
4089	T624002033	369.0	$ -	$ -	$ -	$ -	$ -	$ -	$ -	$ -	$ -	$ -	$ -	$ -	$ -	$ -
4090	601002034	376.1	$ 42	$ 42	$ 42	$ 42	$ 42	$ 42	$ 42	$ 42	$ 42	$ 42	$ 42	$ 42	$ 42	$ 42
4091	601002034	376.2	$ 283	$ 283	$ 283	$ 283	$ 283	$ 283	$ 283	$ 283	$ 283	$ 283	$ 283	$ 283	$ 283	$ 283
4092	601002034	376.4	$ 36	$ 36	$ 36	$ 36	$ 36	$ 36	$ 36	$ 36	$ 36	$ 36	$ 36	$ 36	$ 36	$ 36
4093	601002034	380.0	$ 58	$ 58	$ 58	$ 58	$ 58	$ 58	$ 58	$ 58	$ 58	$ 58	$ 58	$ 58	$ 58	$ 58
4094	601002035	303.3	$ 102	$ 102	$ 102	$ 102	$ 102	$ 102	$ 102	$ 102	$ 102	$ 102	$ 102	$ 102	$ 102	$ 102
4095	601002037	303.3	$ 314	$ 314	$ 314	$ 314	$ 314	$ 314	$ 314	$ 314	$ 314	$ 314	$ 314	$ 314	$ 314	$ 314
4096	624002038	390.0	$ -	$ -	$ -	$ -	$ -	$ -	$ -	$ -	$ -	$ -	$ -	$ -	$ -	$ -
4097	T610002039	368.0	$ -	$ -	$ -	$ -	$ -	$ -	$ -	$ -	$ -	$ -	$ -	$ -	$ -	$ -
4098	T610002039	369.0	$ -	$ -	$ -	$ -	$ -	$ -	$ -	$ -	$ -	$ -	$ -	$ -	$ -	$ -
4099	T624002040	367.1	$ -	$ -	$ -	$ -	$ -	$ -	$ -	$ -	$ -	$ -	$ -	$ -	$ -	$ -
4100	T624002040	368.0	$ -	$ -	$ -	$ -	$ -	$ -	$ -	$ -	$ -	$ -	$ -	$ -	$ -	$ -
4101	T624002040	369.0	$ -	$ -	$ -	$ -	$ -	$ -	$ -	$ -	$ -	$ -	$ -	$ -	$ -	$ -
4102	T624002041	367.1	$ -	$ -	$ -	$ -	$ -	$ -	$ -	$ -	$ -	$ -	$ -	$ -	$ -	$ -
4103	T624002041	368.0	$ -	$ -	$ -	$ -	$ -	$ -	$ -	$ -	$ -	$ -	$ -	$ -	$ -	$ -
4104	T624002041	369.0	$ -	$ -	$ -	$ -	$ -	$ -	$ -	$ -	$ -	$ -	$ -	$ -	$ -	$ -
4105	T660002042	367.1	$ -	$ -	$ -	$ -	$ -	$ -	$ -	$ -	$ -	$ -	$ -	$ -	$ -	$ -
4106	T660002042	368.0	$ -	$ -	$ -	$ -	$ -	$ -	$ -	$ -	$ -	$ -	$ -	$ -	$ -	$ -
4107	T660002042	369.0	$ -	$ -	$ -	$ -	$ -	$ -	$ -	$ -	$ -	$ -	$ -	$ -	$ -	$ -
4108	T660002043	367.1	$ -	$ -	$ -	$ -	$ -	$ -	$ -	$ -	$ -	$ -	$ -	$ -	$ -	$ -
4109	T660002043	368.0	$ -	$ -	$ -	$ -	$ -	$ -	$ -	$ -	$ -	$ -	$ -	$ -	$ -	$ -
4110	T660002043	369.0	$ -	$ -	$ -	$ -	$ -	$ -	$ -	$ -	$ -	$ -	$ -	$ -	$ -	$ -
4111	T660002044	367.1	$ -	$ -	$ -	$ -	$ -	$ -	$ -	$ -	$ -	$ -	$ -	$ -	$ -	$ -

Sponsored by NMGC Witness Erik C. Buchanan

WP Plant 4 Deprec Activity

NEW MEXICO GAS COMPANY, INC.

Depreciation Activity
Base Period - 12 Months Ending March 31, 2023
Future Test Year - 12 Months Ending September 30, 2025

	A	B	C	D	E	F	G	H	I	J	K	L	M	N	O	P	Q	R
1																		
2			Activity	Activity	Activity	Activity	Activity	Activity	Activity	Activity	Activity	Activity	Activity	Activity	Activity	Activity	Activity	Activity
3	Investment Number / Beginning Balance	FERC Account	4/30/2023	5/31/2023	6/30/2023	7/31/2023	8/31/2023	9/30/2023	10/31/2023	11/30/2023	12/31/2023	1/31/2024	2/29/2024	3/31/2024	4/30/2024	5/31/2024	6/30/2024	7/31/2024
4112	T660002044	368.0	$ -	$ -	$ -	$ -	$ -	$ -	$ -	$ -	$ -	$ -	$ -	$ -	$ -	$ -	$ -	$ -
4113	T660002044	369.0	$ -	$ -	$ -	$ -	$ -	$ -	$ -	$ -	$ -	$ -	$ -	$ -	$ -	$ -	$ -	$ -
4114	T660002045	367.1	$ -	$ -	$ -	$ -	$ -	$ -	$ -	$ -	$ -	$ -	$ -	$ -	$ -	$ -	$ -	$ -
4115	T660002045	368.0	$ -	$ -	$ -	$ -	$ -	$ -	$ -	$ -	$ -	$ -	$ -	$ -	$ -	$ -	$ -	$ -
4116	T660002045	369.0	$ -	$ -	$ -	$ -	$ -	$ -	$ -	$ -	$ -	$ -	$ -	$ -	$ -	$ -	$ -	$ -
4117	T610002046	367.1	$ -	$ -	$ -	$ -	$ -	$ -	$ -	$ -	$ -	$ -	$ -	$ -	$ -	$ -	$ -	$ -
4118	T626002047	367.1	$ -	$ -	$ -	$ -	$ -	$ -	$ -	$ -	$ -	$ -	$ -	$ -	$ -	$ -	$ -	$ -
4119	T626002047	368.0	$ -	$ -	$ -	$ -	$ -	$ -	$ -	$ -	$ -	$ -	$ -	$ -	$ -	$ -	$ -	$ -
4120	T626002047	369.0	$ -	$ -	$ -	$ -	$ -	$ -	$ -	$ -	$ -	$ -	$ -	$ -	$ -	$ -	$ -	$ -
4121	T626002048	367.1	$ -	$ -	$ -	$ -	$ -	$ -	$ -	$ -	$ -	$ -	$ -	$ -	$ -	$ -	$ -	$ -
4122	T626002048	368.0	$ -	$ -	$ -	$ -	$ -	$ -	$ -	$ -	$ -	$ -	$ -	$ -	$ -	$ -	$ -	$ -
4123	T626002048	369.0	$ -	$ -	$ -	$ -	$ -	$ -	$ -	$ -	$ -	$ -	$ -	$ -	$ -	$ -	$ -	$ -
4124	T626002049	367.1	$ -	$ -	$ -	$ -	$ -	$ -	$ -	$ -	$ -	$ -	$ -	$ -	$ -	$ -	$ -	$ -
4125	T626002049	368.0	$ -	$ -	$ -	$ -	$ -	$ -	$ -	$ -	$ -	$ -	$ -	$ -	$ -	$ -	$ -	$ -
4126	T626002049	369.0	$ -	$ -	$ -	$ -	$ -	$ -	$ -	$ -	$ -	$ -	$ -	$ -	$ -	$ -	$ -	$ -
4127	T626002050	367.1	$ -	$ -	$ -	$ -	$ -	$ -	$ -	$ -	$ -	$ -	$ -	$ -	$ -	$ -	$ -	$ -
4128	T626002050	368.0	$ -	$ -	$ -	$ -	$ -	$ -	$ -	$ -	$ -	$ -	$ -	$ -	$ -	$ -	$ -	$ -
4129	T626002050	369.0	$ -	$ -	$ -	$ -	$ -	$ -	$ -	$ -	$ -	$ -	$ -	$ -	$ -	$ -	$ -	$ -
4130	T626002051	367.1	$ -	$ -	$ -	$ -	$ -	$ -	$ -	$ -	$ -	$ -	$ -	$ -	$ -	$ -	$ -	$ -
4131	T626002051	368.0	$ -	$ -	$ -	$ -	$ -	$ -	$ -	$ -	$ -	$ -	$ -	$ -	$ -	$ -	$ -	$ -
4132	T626002051	369.0	$ -	$ -	$ -	$ -	$ -	$ -	$ -	$ -	$ -	$ -	$ -	$ -	$ -	$ -	$ -	$ -
4133	T626002052	367.1	$ -	$ -	$ -	$ -	$ -	$ -	$ -	$ -	$ -	$ -	$ -	$ -	$ -	$ -	$ -	$ -
4134	T626002052	368.0	$ -	$ -	$ -	$ -	$ -	$ -	$ -	$ -	$ -	$ -	$ -	$ -	$ -	$ -	$ -	$ -
4135	T626002052	369.0	$ -	$ -	$ -	$ -	$ -	$ -	$ -	$ -	$ -	$ -	$ -	$ -	$ -	$ -	$ -	$ -
4136	T624002053	367.1	$ -	$ -	$ -	$ -	$ -	$ -	$ -	$ -	$ -	$ -	$ -	$ -	$ -	$ -	$ -	$ -
4137	T624002053	368.0	$ -	$ -	$ -	$ -	$ -	$ -	$ -	$ -	$ -	$ -	$ -	$ -	$ -	$ -	$ -	$ -
4138	T624002053	369.0	$ -	$ -	$ -	$ -	$ -	$ -	$ -	$ -	$ -	$ -	$ -	$ -	$ -	$ -	$ -	$ -
4139	T610002054	367.1	$ -	$ -	$ -	$ -	$ -	$ -	$ -	$ -	$ -	$ -	$ -	$ -	$ -	$ -	$ -	$ -
4140	T610002054	368.0	$ -	$ -	$ -	$ -	$ -	$ -	$ -	$ -	$ -	$ -	$ -	$ -	$ -	$ -	$ -	$ -
4141	T610002054	369.0	$ -	$ -	$ -	$ -	$ -	$ -	$ -	$ -	$ -	$ -	$ -	$ -	$ -	$ -	$ -	$ -
4142	T601002055	367.1	$ -	$ -	$ -	$ -	$ -	$ -	$ -	$ -	$ -	$ -	$ -	$ -	$ -	$ -	$ -	$ -
4143	T601002055	368.0	$ -	$ -	$ -	$ -	$ -	$ -	$ -	$ -	$ -	$ -	$ -	$ -	$ -	$ -	$ -	$ -
4144	T601002055	369.0	$ -	$ -	$ -	$ -	$ -	$ -	$ -	$ -	$ -	$ -	$ -	$ -	$ -	$ -	$ -	$ -
4145	T601002056	367.1	$ -	$ -	$ -	$ -	$ -	$ -	$ -	$ -	$ -	$ -	$ -	$ -	$ -	$ -	$ -	$ -
4146	T601002056	368.0	$ -	$ -	$ -	$ -	$ -	$ -	$ -	$ -	$ -	$ -	$ -	$ -	$ -	$ -	$ -	$ -
4147	T601002056	369.0	$ -	$ -	$ -	$ -	$ -	$ -	$ -	$ -	$ -	$ -	$ -	$ -	$ -	$ -	$ -	$ -
4148	T601002057	367.1	$ -	$ -	$ -	$ -	$ -	$ -	$ -	$ -	$ -	$ -	$ -	$ -	$ -	$ -	$ -	$ -
4149	T601002057	368.0	$ -	$ -	$ -	$ -	$ -	$ -	$ -	$ -	$ -	$ -	$ -	$ -	$ -	$ -	$ -	$ -
4150	T601002057	369.0	$ -	$ -	$ -	$ -	$ -	$ -	$ -	$ -	$ -	$ -	$ -	$ -	$ -	$ -	$ -	$ -
4151	T601002058	367.1	$ -	$ -	$ -	$ -	$ -	$ -	$ -	$ -	$ -	$ -	$ -	$ -	$ -	$ -	$ -	$ -
4152	T601002058	368.0	$ -	$ -	$ -	$ -	$ -	$ -	$ -	$ -	$ -	$ -	$ -	$ -	$ -	$ -	$ -	$ -
4153	T601002058	369.0	$ -	$ -	$ -	$ -	$ -	$ -	$ -	$ -	$ -	$ -	$ -	$ -	$ -	$ -	$ -	$ -
4154	T601002059	367.1	$ -	$ -	$ -	$ -	$ -	$ -	$ -	$ -	$ -	$ -	$ -	$ -	$ -	$ -	$ -	$ -
4155	T601002059	368.0	$ -	$ -	$ -	$ -	$ -	$ -	$ -	$ -	$ -	$ -	$ -	$ -	$ -	$ -	$ -	$ -
4156	T601002059	369.0	$ -	$ -	$ -	$ -	$ -	$ -	$ -	$ -	$ -	$ -	$ -	$ -	$ -	$ -	$ -	$ -
4157	T601002060	367.1	$ -	$ -	$ -	$ -	$ -	$ -	$ -	$ -	$ -	$ -	$ -	$ -	$ -	$ -	$ -	$ -
4158	T601002060	368.0	$ -	$ -	$ -	$ -	$ -	$ -	$ -	$ -	$ -	$ -	$ -	$ -	$ -	$ -	$ -	$ -
4159	T601002060	369.0	$ -	$ -	$ -	$ -	$ -	$ -	$ -	$ -	$ -	$ -	$ -	$ -	$ -	$ -	$ -	$ -
4160	T601002061	367.1	$ -	$ -	$ -	$ -	$ -	$ -	$ -	$ -	$ -	$ -	$ -	$ -	$ -	$ -	$ -	$ -
4161	T601002061	368.0	$ -	$ -	$ -	$ -	$ -	$ -	$ -	$ -	$ -	$ -	$ -	$ -	$ -	$ -	$ -	$ -
4162	T601002061	369.0	$ -	$ -	$ -	$ -	$ -	$ -	$ -	$ -	$ -	$ -	$ -	$ -	$ -	$ -	$ -	$ -
4163	T601002062	367.1	$ -	$ -	$ -	$ -	$ -	$ -	$ -	$ -	$ -	$ -	$ -	$ -	$ -	$ -	$ -	$ -

Sponsored by NMGC Witness Erik C. Buchanan

NEW MEXICO GAS COMPANY, INC.

Depreciation Activity
Base Period - 12 Months Ending March 31, 2023
Future Test Year - 12 Months Ending September 30, 2025

	A	B	S	T	U	V	W	X	Y	Z	AA	AB	AC	AD	AE	AF
1																
2			Activity	Activity	Activity	Activity	Activity	Activity	Activity	Activity	Activity	Activity	Activity	Activity	Activity	Activity
3	Investment Number / Beginning Balance	FERC Account	8/31/2024	9/30/2024	10/31/2024	11/30/2024	12/31/2024	1/31/2025	2/28/2025	3/31/2025	4/30/2025	5/31/2025	6/30/2025	7/31/2025	8/31/2025	9/30/2025
4112	T660002044	368.0	$ -	$ -	$ -	$ -	$ -	$ -	$ -	$ -	$ -	$ -	$ -	$ -	$ -	$ -
4113	T660002044	369.0	$ -	$ -	$ -	$ -	$ -	$ -	$ -	$ -	$ -	$ -	$ -	$ -	$ -	$ -
4114	T660002045	367.1	$ -	$ -	$ -	$ -	$ -	$ -	$ -	$ -	$ -	$ -	$ -	$ -	$ -	$ -
4115	T660002045	368.0	$ -	$ -	$ -	$ -	$ -	$ -	$ -	$ -	$ -	$ -	$ -	$ -	$ -	$ -
4116	T660002045	369.0	$ -	$ -	$ -	$ -	$ -	$ -	$ -	$ -	$ -	$ -	$ -	$ -	$ -	$ -
4117	T610002046	367.1	$ -	$ -	$ -	$ -	$ -	$ -	$ -	$ -	$ -	$ -	$ -	$ -	$ -	$ -
4118	T626002047	367.1	$ -	$ -	$ -	$ -	$ -	$ -	$ -	$ -	$ -	$ -	$ -	$ -	$ -	$ -
4119	T626002047	368.0	$ -	$ -	$ -	$ -	$ -	$ -	$ -	$ -	$ -	$ -	$ -	$ -	$ -	$ -
4120	T626002047	369.0	$ -	$ -	$ -	$ -	$ -	$ -	$ -	$ -	$ -	$ -	$ -	$ -	$ -	$ -
4121	T626002048	367.1	$ -	$ -	$ -	$ -	$ -	$ -	$ -	$ -	$ -	$ -	$ -	$ -	$ -	$ -
4122	T626002048	368.0	$ -	$ -	$ -	$ -	$ -	$ -	$ -	$ -	$ -	$ -	$ -	$ -	$ -	$ -
4123	T626002048	369.0	$ -	$ -	$ -	$ -	$ -	$ -	$ -	$ -	$ -	$ -	$ -	$ -	$ -	$ -
4124	T626002049	367.1	$ -	$ -	$ -	$ -	$ -	$ -	$ -	$ -	$ -	$ -	$ -	$ -	$ -	$ -
4125	T626002049	368.0	$ -	$ -	$ -	$ -	$ -	$ -	$ -	$ -	$ -	$ -	$ -	$ -	$ -	$ -
4126	T626002049	369.0	$ -	$ -	$ -	$ -	$ -	$ -	$ -	$ -	$ -	$ -	$ -	$ -	$ -	$ -
4127	T626002050	367.1	$ -	$ -	$ -	$ -	$ -	$ -	$ -	$ -	$ -	$ -	$ -	$ -	$ -	$ -
4128	T626002050	368.0	$ -	$ -	$ -	$ -	$ -	$ -	$ -	$ -	$ -	$ -	$ -	$ -	$ -	$ -
4129	T626002050	369.0	$ -	$ -	$ -	$ -	$ -	$ -	$ -	$ -	$ -	$ -	$ -	$ -	$ -	$ -
4130	T626002051	367.1	$ -	$ -	$ -	$ -	$ -	$ -	$ -	$ -	$ -	$ -	$ -	$ -	$ -	$ -
4131	T626002051	368.0	$ -	$ -	$ -	$ -	$ -	$ -	$ -	$ -	$ -	$ -	$ -	$ -	$ -	$ -
4132	T626002051	369.0	$ -	$ -	$ -	$ -	$ -	$ -	$ -	$ -	$ -	$ -	$ -	$ -	$ -	$ -
4133	T626002052	367.1	$ -	$ -	$ -	$ -	$ -	$ -	$ -	$ -	$ -	$ -	$ -	$ -	$ -	$ -
4134	T626002052	368.0	$ -	$ -	$ -	$ -	$ -	$ -	$ -	$ -	$ -	$ -	$ -	$ -	$ -	$ -
4135	T626002052	369.0	$ -	$ -	$ -	$ -	$ -	$ -	$ -	$ -	$ -	$ -	$ -	$ -	$ -	$ -
4136	T624002053	367.1	$ -	$ -	$ -	$ -	$ -	$ -	$ -	$ -	$ -	$ -	$ -	$ -	$ -	$ -
4137	T624002053	368.0	$ -	$ -	$ -	$ -	$ -	$ -	$ -	$ -	$ -	$ -	$ -	$ -	$ -	$ -
4138	T624002053	369.0	$ -	$ -	$ -	$ -	$ -	$ -	$ -	$ -	$ -	$ -	$ -	$ -	$ -	$ -
4139	T610002054	367.1	$ -	$ -	$ -	$ -	$ -	$ -	$ -	$ -	$ -	$ -	$ -	$ -	$ -	$ -
4140	T610002054	368.0	$ -	$ -	$ -	$ -	$ -	$ -	$ -	$ -	$ -	$ -	$ -	$ -	$ -	$ -
4141	T610002054	369.0	$ -	$ -	$ -	$ -	$ -	$ -	$ -	$ -	$ -	$ -	$ -	$ -	$ -	$ -
4142	T601002055	367.1	$ -	$ -	$ -	$ -	$ -	$ -	$ -	$ -	$ -	$ -	$ -	$ -	$ -	$ -
4143	T601002055	368.0	$ -	$ -	$ -	$ -	$ -	$ -	$ -	$ -	$ -	$ -	$ -	$ -	$ -	$ -
4144	T601002055	369.0	$ -	$ -	$ -	$ -	$ -	$ -	$ -	$ -	$ -	$ -	$ -	$ -	$ -	$ -
4145	T601002056	367.1	$ -	$ -	$ -	$ -	$ -	$ -	$ -	$ -	$ -	$ -	$ -	$ -	$ -	$ -
4146	T601002056	368.0	$ -	$ -	$ -	$ -	$ -	$ -	$ -	$ -	$ -	$ -	$ -	$ -	$ -	$ -
4147	T601002056	369.0	$ -	$ -	$ -	$ -	$ -	$ -	$ -	$ -	$ -	$ -	$ -	$ -	$ -	$ -
4148	T601002057	367.1	$ -	$ -	$ -	$ -	$ -	$ -	$ -	$ -	$ -	$ -	$ -	$ -	$ -	$ -
4149	T601002057	368.0	$ -	$ -	$ -	$ -	$ -	$ -	$ -	$ -	$ -	$ -	$ -	$ -	$ -	$ -
4150	T601002057	369.0	$ -	$ -	$ -	$ -	$ -	$ -	$ -	$ -	$ -	$ -	$ -	$ -	$ -	$ -
4151	T601002058	367.1	$ -	$ -	$ -	$ -	$ -	$ -	$ -	$ -	$ -	$ -	$ -	$ -	$ -	$ -
4152	T601002058	368.0	$ -	$ -	$ -	$ -	$ -	$ -	$ -	$ -	$ -	$ -	$ -	$ -	$ -	$ -
4153	T601002058	369.0	$ -	$ -	$ -	$ -	$ -	$ -	$ -	$ -	$ -	$ -	$ -	$ -	$ -	$ -
4154	T601002059	367.1	$ -	$ -	$ -	$ -	$ -	$ -	$ -	$ -	$ -	$ -	$ -	$ -	$ -	$ -
4155	T601002059	368.0	$ -	$ -	$ -	$ -	$ -	$ -	$ -	$ -	$ -	$ -	$ -	$ -	$ -	$ -
4156	T601002059	369.0	$ -	$ -	$ -	$ -	$ -	$ -	$ -	$ -	$ -	$ -	$ -	$ -	$ -	$ -
4157	T601002060	367.1	$ -	$ -	$ -	$ -	$ -	$ -	$ -	$ -	$ -	$ -	$ -	$ -	$ -	$ -
4158	T601002060	368.0	$ -	$ -	$ -	$ -	$ -	$ -	$ -	$ -	$ -	$ -	$ -	$ -	$ -	$ -
4159	T601002060	369.0	$ -	$ -	$ -	$ -	$ -	$ -	$ -	$ -	$ -	$ -	$ -	$ -	$ -	$ -
4160	T601002061	367.1	$ -	$ -	$ -	$ -	$ -	$ -	$ -	$ -	$ -	$ -	$ -	$ -	$ -	$ -
4161	T601002061	368.0	$ -	$ -	$ -	$ -	$ -	$ -	$ -	$ -	$ -	$ -	$ -	$ -	$ -	$ -
4162	T601002061	369.0	$ -	$ -	$ -	$ -	$ -	$ -	$ -	$ -	$ -	$ -	$ -	$ -	$ -	$ -
4163	T601002062	367.1	$ -	$ -	$ -	$ -	$ -	$ -	$ -	$ -	$ -	$ -	$ -	$ -	$ -	$ -

Sponsored by NMGC Witness Erik C. Buchanan

NEW MEXICO GAS COMPANY, INC.

Depreciation Activity
Base Period - 12 Months Ending March 31, 2023
Future Test Year - 12 Months Ending September 30, 2025

	A	B	C	D	E	F	G	H	I	J	K	L	M	N	O	P	Q	R
1																		
2			Activity	Activity	Activity	Activity	Activity	Activity	Activity	Activity	Activity	Activity	Activity	Activity	Activity	Activity	Activity	Activity
3	Investment Number / Beginning Balance	FERC Account	4/30/2023	5/31/2023	6/30/2023	7/31/2023	8/31/2023	9/30/2023	10/31/2023	11/30/2023	12/31/2023	1/31/2024	2/29/2024	3/31/2024	4/30/2024	5/31/2024	6/30/2024	7/31/2024
4164	T601002062	368.0	$ -	$ -	$ -	$ -	$ -	$ -	$ -	$ -	$ -	$ -	$ -	$ -	$ -	$ -	$ -	$ -
4165	T601002062	369.0	$ -	$ -	$ -	$ -	$ -	$ -	$ -	$ -	$ -	$ -	$ -	$ -	$ -	$ -	$ -	$ -
4166	T601002063	367.1	$ -	$ -	$ -	$ -	$ -	$ -	$ -	$ -	$ -	$ -	$ -	$ -	$ -	$ -	$ -	$ -
4167	T601002063	368.0	$ -	$ -	$ -	$ -	$ -	$ -	$ -	$ -	$ -	$ -	$ -	$ -	$ -	$ -	$ -	$ -
4168	T601002063	369.0	$ -	$ -	$ -	$ -	$ -	$ -	$ -	$ -	$ -	$ -	$ -	$ -	$ -	$ -	$ -	$ -
4169	T601002064	367.1	$ -	$ -	$ -	$ -	$ -	$ -	$ -	$ -	$ -	$ -	$ -	$ -	$ -	$ -	$ -	$ -
4170	T601002064	368.0	$ -	$ -	$ -	$ -	$ -	$ -	$ -	$ -	$ -	$ -	$ -	$ -	$ -	$ -	$ -	$ -
4171	T601002064	369.0	$ -	$ -	$ -	$ -	$ -	$ -	$ -	$ -	$ -	$ -	$ -	$ -	$ -	$ -	$ -	$ -
4172	T601002065	367.1	$ -	$ -	$ -	$ -	$ -	$ -	$ -	$ -	$ -	$ -	$ -	$ -	$ -	$ -	$ -	$ -
4173	T601002065	368.0	$ -	$ -	$ -	$ -	$ -	$ -	$ -	$ -	$ -	$ -	$ -	$ -	$ -	$ -	$ -	$ -
4174	T601002065	369.0	$ -	$ -	$ -	$ -	$ -	$ -	$ -	$ -	$ -	$ -	$ -	$ -	$ -	$ -	$ -	$ -
4175	T601002066	367.1	$ -	$ -	$ -	$ -	$ -	$ -	$ -	$ -	$ -	$ -	$ -	$ -	$ -	$ -	$ -	$ -
4176	T601002066	368.0	$ -	$ -	$ -	$ -	$ -	$ -	$ -	$ -	$ -	$ -	$ -	$ -	$ -	$ -	$ -	$ -
4177	T601002066	369.0	$ -	$ -	$ -	$ -	$ -	$ -	$ -	$ -	$ -	$ -	$ -	$ -	$ -	$ -	$ -	$ -
4178	T601002067	367.1	$ -	$ -	$ -	$ -	$ -	$ -	$ -	$ -	$ -	$ -	$ -	$ -	$ -	$ -	$ -	$ -
4179	T601002067	368.0	$ -	$ -	$ -	$ -	$ -	$ -	$ -	$ -	$ -	$ -	$ -	$ -	$ -	$ -	$ -	$ -
4180	T601002067	369.0	$ -	$ -	$ -	$ -	$ -	$ -	$ -	$ -	$ -	$ -	$ -	$ -	$ -	$ -	$ -	$ -
4181	T601002068	367.1	$ -	$ -	$ -	$ -	$ -	$ -	$ -	$ -	$ -	$ -	$ -	$ -	$ -	$ -	$ -	$ -
4182	T601002068	368.0	$ -	$ -	$ -	$ -	$ -	$ -	$ -	$ -	$ -	$ -	$ -	$ -	$ -	$ -	$ -	$ -
4183	T601002068	369.0	$ -	$ -	$ -	$ -	$ -	$ -	$ -	$ -	$ -	$ -	$ -	$ -	$ -	$ -	$ -	$ -
4184	T601002069	367.1	$ -	$ -	$ -	$ -	$ -	$ -	$ -	$ -	$ -	$ -	$ -	$ -	$ -	$ -	$ -	$ -
4185	T601002069	368.0	$ -	$ -	$ -	$ -	$ -	$ -	$ -	$ -	$ -	$ -	$ -	$ -	$ -	$ -	$ -	$ -
4186	T601002069	369.0	$ -	$ -	$ -	$ -	$ -	$ -	$ -	$ -	$ -	$ -	$ -	$ -	$ -	$ -	$ -	$ -
4187	T601002070	367.1	$ -	$ -	$ -	$ -	$ -	$ -	$ -	$ -	$ -	$ -	$ -	$ -	$ -	$ -	$ -	$ -
4188	T601002070	368.0	$ -	$ -	$ -	$ -	$ -	$ -	$ -	$ -	$ -	$ -	$ -	$ -	$ -	$ -	$ -	$ -
4189	T601002070	369.0	$ -	$ -	$ -	$ -	$ -	$ -	$ -	$ -	$ -	$ -	$ -	$ -	$ -	$ -	$ -	$ -
4190	T601002071	367.1	$ -	$ -	$ -	$ -	$ -	$ -	$ -	$ -	$ -	$ -	$ -	$ -	$ -	$ -	$ -	$ -
4191	T601002071	368.0	$ -	$ -	$ -	$ -	$ -	$ -	$ -	$ -	$ -	$ -	$ -	$ -	$ -	$ -	$ -	$ -
4192	T601002071	369.0	$ -	$ -	$ -	$ -	$ -	$ -	$ -	$ -	$ -	$ -	$ -	$ -	$ -	$ -	$ -	$ -
4193	T601002072	367.1	$ -	$ -	$ -	$ -	$ -	$ -	$ -	$ -	$ -	$ -	$ -	$ -	$ -	$ -	$ -	$ -
4194	T601002072	368.0	$ -	$ -	$ -	$ -	$ -	$ -	$ -	$ -	$ -	$ -	$ -	$ -	$ -	$ -	$ -	$ -
4195	T601002072	369.0	$ -	$ -	$ -	$ -	$ -	$ -	$ -	$ -	$ -	$ -	$ -	$ -	$ -	$ -	$ -	$ -
4196	T624002073	367.1	$ -	$ -	$ -	$ -	$ -	$ -	$ -	$ -	$ -	$ -	$ -	$ -	$ -	$ -	$ -	$ -
4197	T624002073	368.0	$ -	$ -	$ -	$ -	$ -	$ -	$ -	$ -	$ -	$ -	$ -	$ -	$ -	$ -	$ -	$ -
4198	T624002073	369.0	$ -	$ -	$ -	$ -	$ -	$ -	$ -	$ -	$ -	$ -	$ -	$ -	$ -	$ -	$ -	$ -
4199	T624002074	367.1	$ -	$ -	$ -	$ -	$ -	$ -	$ -	$ -	$ -	$ -	$ -	$ -	$ -	$ -	$ -	$ -
4200	T624002074	368.0	$ -	$ -	$ -	$ -	$ -	$ -	$ -	$ -	$ -	$ -	$ -	$ -	$ -	$ -	$ -	$ -
4201	T624002074	369.0	$ -	$ -	$ -	$ -	$ -	$ -	$ -	$ -	$ -	$ -	$ -	$ -	$ -	$ -	$ -	$ -
4202	667002075	390.0	$ -	$ -	$ -	$ -	$ -	$ -	$ -	$ -	$ -	$ -	$ -	$ -	$ -	$ -	$ -	$ -
4203	T624002076	367.1	$ -	$ -	$ -	$ -	$ -	$ -	$ -	$ -	$ -	$ -	$ -	$ -	$ -	$ -	$ -	$ -
4204	T624002076	368.0	$ -	$ -	$ -	$ -	$ -	$ -	$ -	$ -	$ -	$ -	$ -	$ -	$ -	$ -	$ -	$ -
4205	T624002076	369.0	$ -	$ -	$ -	$ -	$ -	$ -	$ -	$ -	$ -	$ -	$ -	$ -	$ -	$ -	$ -	$ -
4206	T624002077	367.1	$ -	$ -	$ -	$ -	$ -	$ -	$ -	$ -	$ -	$ -	$ -	$ -	$ -	$ -	$ -	$ -
4207	T624002077	368.0	$ -	$ -	$ -	$ -	$ -	$ -	$ -	$ -	$ -	$ -	$ -	$ -	$ -	$ -	$ -	$ -
4208	T624002077	369.0	$ -	$ -	$ -	$ -	$ -	$ -	$ -	$ -	$ -	$ -	$ -	$ -	$ -	$ -	$ -	$ -
4209	T624002078	367.1	$ -	$ -	$ -	$ -	$ -	$ -	$ -	$ -	$ -	$ -	$ -	$ -	$ -	$ -	$ -	$ -
4210	T624002078	368.0	$ -	$ -	$ -	$ -	$ -	$ -	$ -	$ -	$ -	$ -	$ -	$ -	$ -	$ -	$ -	$ -
4211	T624002078	369.0	$ -	$ -	$ -	$ -	$ -	$ -	$ -	$ -	$ -	$ -	$ -	$ -	$ -	$ -	$ -	$ -
4212	T624002079	367.1	$ -	$ -	$ -	$ -	$ -	$ -	$ -	$ -	$ -	$ -	$ -	$ -	$ -	$ -	$ -	$ -
4213	T624002079	368.0	$ -	$ -	$ -	$ -	$ -	$ -	$ -	$ -	$ -	$ -	$ -	$ -	$ -	$ -	$ -	$ -
4214	T624002079	369.0	$ -	$ -	$ -	$ -	$ -	$ -	$ -	$ -	$ -	$ -	$ -	$ -	$ -	$ -	$ -	$ -
4215	T621002080	367.1	$ -	$ -	$ -	$ -	$ -	$ -	$ -	$ -	$ -	$ -	$ -	$ -	$ -	$ -	$ -	$ -

NEW MEXICO GAS COMPANY, INC.

Depreciation Activity
Base Period - 12 Months Ending March 31, 2023
Future Test Year - 12 Months Ending September 30, 2025

	A	B	S	T	U	V	W	X	Y	Z	AA	AB	AC	AD	AE	AF
1																
2			Activity	Activity	Activity	Activity	Activity	Activity	Activity	Activity	Activity	Activity	Activity	Activity	Activity	Activity
3	Investment Number / Beginning Balance	FERC Account	8/31/2024	9/30/2024	10/31/2024	11/30/2024	12/31/2024	1/31/2025	2/28/2025	3/31/2025	4/30/2025	5/31/2025	6/30/2025	7/31/2025	8/31/2025	9/30/2025
4164	T601002062	368.0	$ -	$ -	$ -	$ -	$ -	$ -	$ -	$ -	$ -	$ -	$ -	$ -	$ -	$ -
4165	T601002062	369.0	$ -	$ -	$ -	$ -	$ -	$ -	$ -	$ -	$ -	$ -	$ -	$ -	$ -	$ -
4166	T601002063	367.1	$ -	$ -	$ -	$ -	$ -	$ -	$ -	$ -	$ -	$ -	$ -	$ -	$ -	$ -
4167	T601002063	368.0	$ -	$ -	$ -	$ -	$ -	$ -	$ -	$ -	$ -	$ -	$ -	$ -	$ -	$ -
4168	T601002063	369.0	$ -	$ -	$ -	$ -	$ -	$ -	$ -	$ -	$ -	$ -	$ -	$ -	$ -	$ -
4169	T601002064	367.1	$ -	$ -	$ -	$ -	$ -	$ -	$ -	$ -	$ -	$ -	$ -	$ -	$ -	$ -
4170	T601002064	368.0	$ -	$ -	$ -	$ -	$ -	$ -	$ -	$ -	$ -	$ -	$ -	$ -	$ -	$ -
4171	T601002064	369.0	$ -	$ -	$ -	$ -	$ -	$ -	$ -	$ -	$ -	$ -	$ -	$ -	$ -	$ -
4172	T601002065	367.1	$ -	$ -	$ -	$ -	$ -	$ -	$ -	$ -	$ -	$ -	$ -	$ -	$ -	$ -
4173	T601002065	368.0	$ -	$ -	$ -	$ -	$ -	$ -	$ -	$ -	$ -	$ -	$ -	$ -	$ -	$ -
4174	T601002065	369.0	$ -	$ -	$ -	$ -	$ -	$ -	$ -	$ -	$ -	$ -	$ -	$ -	$ -	$ -
4175	T601002066	367.1	$ -	$ -	$ -	$ -	$ -	$ -	$ -	$ -	$ -	$ -	$ -	$ -	$ -	$ -
4176	T601002066	368.0	$ -	$ -	$ -	$ -	$ -	$ -	$ -	$ -	$ -	$ -	$ -	$ -	$ -	$ -
4177	T601002066	369.0	$ -	$ -	$ -	$ -	$ -	$ -	$ -	$ -	$ -	$ -	$ -	$ -	$ -	$ -
4178	T601002067	367.1	$ -	$ -	$ -	$ -	$ -	$ -	$ -	$ -	$ -	$ -	$ -	$ -	$ -	$ -
4179	T601002067	368.0	$ -	$ -	$ -	$ -	$ -	$ -	$ -	$ -	$ -	$ -	$ -	$ -	$ -	$ -
4180	T601002067	369.0	$ -	$ -	$ -	$ -	$ -	$ -	$ -	$ -	$ -	$ -	$ -	$ -	$ -	$ -
4181	T601002068	367.1	$ -	$ -	$ -	$ -	$ -	$ -	$ -	$ -	$ -	$ -	$ -	$ -	$ -	$ -
4182	T601002068	368.0	$ -	$ -	$ -	$ -	$ -	$ -	$ -	$ -	$ -	$ -	$ -	$ -	$ -	$ -
4183	T601002068	369.0	$ -	$ -	$ -	$ -	$ -	$ -	$ -	$ -	$ -	$ -	$ -	$ -	$ -	$ -
4184	T601002069	367.1	$ -	$ -	$ -	$ -	$ -	$ -	$ -	$ -	$ -	$ -	$ -	$ -	$ -	$ -
4185	T601002069	368.0	$ -	$ -	$ -	$ -	$ -	$ -	$ -	$ -	$ -	$ -	$ -	$ -	$ -	$ -
4186	T601002069	369.0	$ -	$ -	$ -	$ -	$ -	$ -	$ -	$ -	$ -	$ -	$ -	$ -	$ -	$ -
4187	T601002070	367.1	$ -	$ -	$ -	$ -	$ -	$ -	$ -	$ -	$ -	$ -	$ -	$ -	$ -	$ -
4188	T601002070	368.0	$ -	$ -	$ -	$ -	$ -	$ -	$ -	$ -	$ -	$ -	$ -	$ -	$ -	$ -
4189	T601002070	369.0	$ -	$ -	$ -	$ -	$ -	$ -	$ -	$ -	$ -	$ -	$ -	$ -	$ -	$ -
4190	T601002071	367.1	$ -	$ -	$ -	$ -	$ -	$ -	$ -	$ -	$ -	$ -	$ -	$ -	$ -	$ -
4191	T601002071	368.0	$ -	$ -	$ -	$ -	$ -	$ -	$ -	$ -	$ -	$ -	$ -	$ -	$ -	$ -
4192	T601002071	369.0	$ -	$ -	$ -	$ -	$ -	$ -	$ -	$ -	$ -	$ -	$ -	$ -	$ -	$ -
4193	T601002072	367.1	$ -	$ -	$ -	$ -	$ -	$ -	$ -	$ -	$ -	$ -	$ -	$ -	$ -	$ -
4194	T601002072	368.0	$ -	$ -	$ -	$ -	$ -	$ -	$ -	$ -	$ -	$ -	$ -	$ -	$ -	$ -
4195	T601002072	369.0	$ -	$ -	$ -	$ -	$ -	$ -	$ -	$ -	$ -	$ -	$ -	$ -	$ -	$ -
4196	T624002073	367.1	$ -	$ -	$ -	$ -	$ -	$ -	$ -	$ -	$ -	$ -	$ -	$ -	$ -	$ -
4197	T624002073	368.0	$ -	$ -	$ -	$ -	$ -	$ -	$ -	$ -	$ -	$ -	$ -	$ -	$ -	$ -
4198	T624002073	369.0	$ -	$ -	$ -	$ -	$ -	$ -	$ -	$ -	$ -	$ -	$ -	$ -	$ -	$ -
4199	T624002074	367.1	$ -	$ -	$ -	$ -	$ -	$ -	$ -	$ -	$ -	$ -	$ -	$ -	$ -	$ -
4200	T624002074	368.0	$ -	$ -	$ -	$ -	$ -	$ -	$ -	$ -	$ -	$ -	$ -	$ -	$ -	$ -
4201	T624002074	369.0	$ -	$ -	$ -	$ -	$ -	$ -	$ -	$ -	$ -	$ -	$ -	$ -	$ -	$ -
4202	667002075	390.0	$ -	$ -	$ -	$ -	$ -	$ -	$ -	$ -	$ -	$ -	$ -	$ -	$ -	$ -
4203	T624002076	367.1	$ -	$ -	$ -	$ -	$ -	$ -	$ -	$ -	$ -	$ -	$ -	$ -	$ -	$ -
4204	T624002076	368.0	$ -	$ -	$ -	$ -	$ -	$ -	$ -	$ -	$ -	$ -	$ -	$ -	$ -	$ -
4205	T624002076	369.0	$ -	$ -	$ -	$ -	$ -	$ -	$ -	$ -	$ -	$ -	$ -	$ -	$ -	$ -
4206	T624002077	367.1	$ -	$ -	$ -	$ -	$ -	$ -	$ -	$ -	$ -	$ -	$ -	$ -	$ -	$ -
4207	T624002077	368.0	$ -	$ -	$ -	$ -	$ -	$ -	$ -	$ -	$ -	$ -	$ -	$ -	$ -	$ -
4208	T624002077	369.0	$ -	$ -	$ -	$ -	$ -	$ -	$ -	$ -	$ -	$ -	$ -	$ -	$ -	$ -
4209	T624002078	367.1	$ -	$ -	$ -	$ -	$ -	$ -	$ -	$ -	$ -	$ -	$ -	$ -	$ -	$ -
4210	T624002078	368.0	$ -	$ -	$ -	$ -	$ -	$ -	$ -	$ -	$ -	$ -	$ -	$ -	$ -	$ -
4211	T624002078	369.0	$ -	$ -	$ -	$ -	$ -	$ -	$ -	$ -	$ -	$ -	$ -	$ -	$ -	$ -
4212	T624002079	367.1	$ -	$ -	$ -	$ -	$ -	$ -	$ -	$ -	$ -	$ -	$ -	$ -	$ -	$ -
4213	T624002079	368.0	$ -	$ -	$ -	$ -	$ -	$ -	$ -	$ -	$ -	$ -	$ -	$ -	$ -	$ -
4214	T624002079	369.0	$ -	$ -	$ -	$ -	$ -	$ -	$ -	$ -	$ -	$ -	$ -	$ -	$ -	$ -
4215	T621002080	367.1	$ -	$ -	$ -	$ -	$ -	$ -	$ -	$ -	$ -	$ -	$ -	$ -	$ -	$ -

Sponsored by NMGC Witness Erik C. Buchanan

WP Plant 4 Deprec Activity

NEW MEXICO GAS COMPANY, INC.

Depreciation Activity
Base Period - 12 Months Ending March 31, 2023
Future Test Year - 12 Months Ending September 30, 2025

	A	B	C	D	E	F	G	H	I	J	K	L	M	N	O	P	Q	R
1																		
2			Activity	Activity	Activity	Activity	Activity	Activity	Activity	Activity	Activity	Activity	Activity	Activity	Activity	Activity	Activity	Activity
3	Investment Number / Beginning Balance	FERC Account	4/30/2023	5/31/2023	6/30/2023	7/31/2023	8/31/2023	9/30/2023	10/31/2023	11/30/2023	12/31/2023	1/31/2024	2/29/2024	3/31/2024	4/30/2024	5/31/2024	6/30/2024	7/31/2024
4216	T621002080	368.0	$ -	$ -	$ -	$ -	$ -	$ -	$ -	$ -	$ -	$ -	$ -	$ -	$ -	$ -	$ -	$ -
4217	T621002080	369.0	$ -	$ -	$ -	$ -	$ -	$ -	$ -	$ -	$ -	$ -	$ -	$ -	$ -	$ -	$ -	$ -
4218	T601002081	367.1	$ -	$ -	$ -	$ -	$ -	$ -	$ -	$ -	$ -	$ -	$ -	$ -	$ -	$ -	$ -	$ -
4219	T601002081	368.0	$ -	$ -	$ -	$ -	$ -	$ -	$ -	$ -	$ -	$ -	$ -	$ -	$ -	$ -	$ -	$ -
4220	T601002081	369.0	$ -	$ -	$ -	$ -	$ -	$ -	$ -	$ -	$ -	$ -	$ -	$ -	$ -	$ -	$ -	$ -
4221	T610002082	367.1	$ -	$ -	$ -	$ -	$ -	$ -	$ -	$ -	$ -	$ -	$ -	$ -	$ -	$ -	$ -	$ -
4222	T610002082	368.0	$ -	$ -	$ -	$ -	$ -	$ -	$ -	$ -	$ -	$ -	$ -	$ -	$ -	$ -	$ -	$ -
4223	T610002082	369.0	$ -	$ -	$ -	$ -	$ -	$ -	$ -	$ -	$ -	$ -	$ -	$ -	$ -	$ -	$ -	$ -
4224	T624002083	367.1	$ -	$ -	$ -	$ -	$ -	$ -	$ -	$ -	$ -	$ -	$ -	$ -	$ -	$ -	$ -	$ -
4225	T624002083	368.0	$ -	$ -	$ -	$ -	$ -	$ -	$ -	$ -	$ -	$ -	$ -	$ -	$ -	$ -	$ -	$ -
4226	T624002083	369.0	$ -	$ -	$ -	$ -	$ -	$ -	$ -	$ -	$ -	$ -	$ -	$ -	$ -	$ -	$ -	$ -
4227	T610002084	368.0	$ -	$ -	$ -	$ -	$ -	$ -	$ -	$ -	$ -	$ -	$ -	$ -	$ -	$ -	$ -	$ -
4228	T610002084	369.0	$ -	$ -	$ -	$ -	$ -	$ -	$ -	$ -	$ -	$ -	$ -	$ -	$ -	$ -	$ -	$ -
4229	T624002085	367.1	$ -	$ -	$ -	$ -	$ 489	$ 433	$ 433	$ 433	$ 433	$ 433	$ 433	$ 433	$ 433	$ 433	$ 433	$ 433
4230	T624002085	368.0	$ -	$ -	$ -	$ -	$ 75	$ 83	$ 83	$ 83	$ 83	$ 83	$ 83	$ 83	$ 83	$ 83	$ 83	$ 83
4231	T624002085	369.0	$ -	$ -	$ -	$ -	$ 155	$ 172	$ 172	$ 172	$ 172	$ 172	$ 172	$ 172	$ 172	$ 172	$ 172	$ 172
4232	T624002086	367.1	$ -	$ -	$ -	$ -	$ -	$ -	$ -	$ -	$ -	$ -	$ -	$ -	$ -	$ -	$ -	$ -
4233	T624002086	368.0	$ -	$ -	$ -	$ -	$ -	$ -	$ -	$ -	$ -	$ -	$ -	$ -	$ -	$ -	$ -	$ -
4234	T624002086	369.0	$ -	$ -	$ -	$ -	$ -	$ -	$ -	$ -	$ -	$ -	$ -	$ -	$ -	$ -	$ -	$ -
4235	660002087	376.1	$ -	$ -	$ -	$ -	$ -	$ -	$ -	$ -	$ -	$ -	$ -	$ -	$ -	$ -	$ -	$ -
4236	660002087	376.2	$ -	$ -	$ -	$ -	$ -	$ -	$ -	$ -	$ -	$ -	$ -	$ -	$ -	$ -	$ -	$ -
4237	660002087	376.4	$ -	$ -	$ -	$ -	$ -	$ -	$ -	$ -	$ -	$ -	$ -	$ -	$ -	$ -	$ -	$ -
4238	660002087	380.0	$ -	$ -	$ -	$ -	$ -	$ -	$ -	$ -	$ -	$ -	$ -	$ -	$ -	$ -	$ -	$ -
4239	660002088	376.1	$ -	$ -	$ -	$ -	$ -	$ -	$ -	$ -	$ -	$ -	$ -	$ -	$ -	$ -	$ -	$ -
4240	660002088	376.2	$ -	$ -	$ -	$ -	$ -	$ -	$ -	$ -	$ -	$ -	$ -	$ -	$ -	$ -	$ -	$ -
4241	660002088	376.4	$ -	$ -	$ -	$ -	$ -	$ -	$ -	$ -	$ -	$ -	$ -	$ -	$ -	$ -	$ -	$ -
4242	660002088	380.0	$ -	$ -	$ -	$ -	$ -	$ -	$ -	$ -	$ -	$ -	$ -	$ -	$ -	$ -	$ -	$ -
4243	667002089	376.1	$ -	$ -	$ -	$ -	$ -	$ -	$ -	$ -	$ -	$ -	$ -	$ -	$ -	$ -	$ -	$ -
4244	667002089	376.2	$ -	$ -	$ -	$ -	$ -	$ -	$ -	$ -	$ -	$ -	$ -	$ -	$ -	$ -	$ -	$ -
4245	667002089	376.4	$ -	$ -	$ -	$ -	$ -	$ -	$ -	$ -	$ -	$ -	$ -	$ -	$ -	$ -	$ -	$ -
4246	610002090	376.1	$ -	$ -	$ -	$ -	$ -	$ -	$ -	$ -	$ -	$ -	$ -	$ -	$ -	$ -	$ -	$ -
4247	610002090	376.2	$ -	$ -	$ -	$ -	$ -	$ -	$ -	$ -	$ -	$ -	$ -	$ -	$ -	$ -	$ -	$ -
4248	610002090	376.4	$ -	$ -	$ -	$ -	$ -	$ -	$ -	$ -	$ -	$ -	$ -	$ -	$ -	$ -	$ -	$ -
4249	610002090	380.0	$ -	$ -	$ -	$ -	$ -	$ -	$ -	$ -	$ -	$ -	$ -	$ -	$ -	$ -	$ -	$ -
4250	601002091	391.2	$ -	$ -	$ -	$ -	$ -	$ -	$ -	$ -	$ -	$ -	$ -	$ -	$ -	$ -	$ -	$ -
4251	601002091	397.0	$ -	$ -	$ -	$ -	$ -	$ -	$ -	$ -	$ -	$ -	$ -	$ -	$ -	$ -	$ -	$ -
4252	601002091	398.0	$ -	$ -	$ -	$ -	$ -	$ -	$ -	$ -	$ -	$ -	$ -	$ -	$ -	$ -	$ -	$ -
4253	610002092	376.1	$ -	$ -	$ -	$ -	$ -	$ -	$ -	$ -	$ -	$ -	$ -	$ -	$ -	$ -	$ -	$ -
4254	610002092	376.2	$ -	$ -	$ -	$ -	$ -	$ -	$ -	$ -	$ -	$ -	$ -	$ -	$ -	$ -	$ -	$ -
4255	610002092	376.4	$ -	$ -	$ -	$ -	$ -	$ -	$ -	$ -	$ -	$ -	$ -	$ -	$ -	$ -	$ -	$ -
4256	610002092	380.0	$ -	$ -	$ -	$ -	$ -	$ -	$ -	$ -	$ -	$ -	$ -	$ -	$ -	$ -	$ -	$ -
4257	610002093	376.1	$ -	$ -	$ -	$ -	$ -	$ -	$ -	$ -	$ -	$ -	$ -	$ -	$ -	$ -	$ -	$ -
4258	610002093	376.2	$ -	$ -	$ -	$ -	$ -	$ -	$ -	$ -	$ -	$ -	$ -	$ -	$ -	$ -	$ -	$ -
4259	610002093	376.4	$ -	$ -	$ -	$ -	$ -	$ -	$ -	$ -	$ -	$ -	$ -	$ -	$ -	$ -	$ -	$ -
4260	610002093	380.0	$ -	$ -	$ -	$ -	$ -	$ -	$ -	$ -	$ -	$ -	$ -	$ -	$ -	$ -	$ -	$ -
4261	T680002094	367.1	$ -	$ -	$ -	$ -	$ -	$ -	$ -	$ -	$ -	$ -	$ -	$ -	$ -	$ -	$ -	$ -
4262	T680002094	368.0	$ -	$ -	$ -	$ -	$ -	$ -	$ -	$ -	$ -	$ -	$ -	$ -	$ -	$ -	$ -	$ -
4263	T680002094	369.0	$ -	$ -	$ -	$ -	$ -	$ -	$ -	$ -	$ -	$ -	$ -	$ -	$ -	$ -	$ -	$ -
4264	662002095	376.1	$ -	$ -	$ -	$ -	$ -	$ -	$ -	$ -	$ -	$ -	$ -	$ -	$ -	$ -	$ -	$ -
4265	662002095	376.2	$ -	$ -	$ -	$ -	$ -	$ -	$ -	$ -	$ -	$ -	$ -	$ -	$ -	$ -	$ -	$ -
4266	662002095	376.4	$ -	$ -	$ -	$ -	$ -	$ -	$ -	$ -	$ -	$ -	$ -	$ -	$ -	$ -	$ -	$ -
4267	626002096	390.0	$ -	$ -	$ -	$ -	$ -	$ -	$ -	$ -	$ -	$ -	$ -	$ -	$ -	$ -	$ -	$ -

Sponsored by NMGC Witness Erik C. Buchanan

NEW MEXICO GAS COMPANY, INC.

Depreciation Activity
Base Period - 12 Months Ending March 31, 2023
Future Test Year - 12 Months Ending September 30, 2025

	A	B	S	T	U	V	W	X	Y	Z	AA	AB	AC	AD	AE	AF
1																
2			Activity	Activity	Activity	Activity	Activity	Activity	Activity	Activity	Activity	Activity	Activity	Activity	Activity	Activity
3	Investment Number / Beginning Balance	FERC Account	8/31/2024	9/30/2024	10/31/2024	11/30/2024	12/31/2024	1/31/2025	2/28/2025	3/31/2025	4/30/2025	5/31/2025	6/30/2025	7/31/2025	8/31/2025	9/30/2025
4216	T621002080	368.0	$ -	$ -	$ -	$ -	$ -	$ -	$ -	$ -	$ -	$ -	$ -	$ -	$ -	$ -
4217	T621002080	369.0	$ -	$ -	$ -	$ -	$ -	$ -	$ -	$ -	$ -	$ -	$ -	$ -	$ -	$ -
4218	T601002081	367.1	$ -	$ -	$ -	$ -	$ -	$ -	$ -	$ -	$ -	$ -	$ -	$ -	$ -	$ -
4219	T601002081	368.0	$ -	$ -	$ -	$ -	$ -	$ -	$ -	$ -	$ -	$ -	$ -	$ -	$ -	$ -
4220	T601002081	369.0	$ -	$ -	$ -	$ -	$ -	$ -	$ -	$ -	$ -	$ -	$ -	$ -	$ -	$ -
4221	T610002082	367.1	$ -	$ -	$ -	$ -	$ -	$ -	$ -	$ -	$ -	$ -	$ -	$ -	$ -	$ -
4222	T610002082	368.0	$ -	$ -	$ -	$ -	$ -	$ -	$ -	$ -	$ -	$ -	$ -	$ -	$ -	$ -
4223	T610002082	369.0	$ -	$ -	$ -	$ -	$ -	$ -	$ -	$ -	$ -	$ -	$ -	$ -	$ -	$ -
4224	T624002083	367.1	$ -	$ -	$ -	$ -	$ -	$ -	$ -	$ -	$ -	$ -	$ -	$ -	$ -	$ -
4225	T624002083	368.0	$ -	$ -	$ -	$ -	$ -	$ -	$ -	$ -	$ -	$ -	$ -	$ -	$ -	$ -
4226	T624002083	369.0	$ -	$ -	$ -	$ -	$ -	$ -	$ -	$ -	$ -	$ -	$ -	$ -	$ -	$ -
4227	T610002084	368.0	$ -	$ -	$ -	$ -	$ -	$ -	$ -	$ -	$ -	$ -	$ -	$ -	$ -	$ -
4228	T610002084	369.0	$ -	$ -	$ -	$ -	$ -	$ -	$ -	$ -	$ -	$ -	$ -	$ -	$ -	$ -
4229	T624002085	367.1	$ 433	$ 433	$ 433	$ 433	$ 433	$ 433	$ 433	$ 433	$ 433	$ 433	$ 433	$ 433	$ 433	$ 433
4230	T624002085	368.0	$ 83	$ 83	$ 83	$ 83	$ 83	$ 83	$ 83	$ 83	$ 83	$ 83	$ 83	$ 83	$ 83	$ 83
4231	T624002085	369.0	$ 172	$ 172	$ 172	$ 172	$ 172	$ 172	$ 172	$ 172	$ 172	$ 172	$ 172	$ 172	$ 172	$ 172
4232	T624002086	367.1	$ -	$ -	$ -	$ -	$ -	$ -	$ -	$ -	$ -	$ -	$ -	$ -	$ -	$ -
4233	T624002086	368.0	$ -	$ -	$ -	$ -	$ -	$ -	$ -	$ -	$ -	$ -	$ -	$ -	$ -	$ -
4234	T624002086	369.0	$ -	$ -	$ -	$ -	$ -	$ -	$ -	$ -	$ -	$ -	$ -	$ -	$ -	$ -
4235	660002087	376.1	$ -	$ -	$ -	$ -	$ -	$ -	$ -	$ -	$ -	$ -	$ -	$ -	$ -	$ -
4236	660002087	376.2	$ -	$ -	$ -	$ -	$ -	$ -	$ -	$ -	$ -	$ -	$ -	$ -	$ -	$ -
4237	660002087	376.4	$ -	$ -	$ -	$ -	$ -	$ -	$ -	$ -	$ -	$ -	$ -	$ -	$ -	$ -
4238	660002087	380.0	$ -	$ -	$ -	$ -	$ -	$ -	$ -	$ -	$ -	$ -	$ -	$ -	$ -	$ -
4239	660002088	376.1	$ -	$ -	$ -	$ -	$ -	$ -	$ -	$ -	$ -	$ -	$ -	$ -	$ -	$ -
4240	660002088	376.2	$ -	$ -	$ -	$ -	$ -	$ -	$ -	$ -	$ -	$ -	$ -	$ -	$ -	$ -
4241	660002088	376.4	$ -	$ -	$ -	$ -	$ -	$ -	$ -	$ -	$ -	$ -	$ -	$ -	$ -	$ -
4242	660002088	380.0	$ -	$ -	$ -	$ -	$ -	$ -	$ -	$ -	$ -	$ -	$ -	$ -	$ -	$ -
4243	667002089	376.1	$ -	$ -	$ -	$ 0	$ 0	$ 0	$ 0	$ 0	$ 0	$ 0	$ 0	$ 0	$ 0	$ 0
4244	667002089	376.2	$ -	$ -	$ -	$ 0	$ 0	$ 0	$ 0	$ 0	$ 0	$ 0	$ 0	$ 0	$ 0	$ 0
4245	667002089	376.4	$ -	$ -	$ -	$ 0	$ 0	$ 0	$ 0	$ 0	$ 0	$ 0	$ 0	$ 0	$ 0	$ 0
4246	610002090	376.1	$ -	$ -	$ -	$ -	$ -	$ -	$ -	$ -	$ -	$ -	$ -	$ -	$ -	$ -
4247	610002090	376.2	$ -	$ -	$ -	$ -	$ -	$ -	$ -	$ -	$ -	$ -	$ -	$ -	$ -	$ -
4248	610002090	376.4	$ -	$ -	$ -	$ -	$ -	$ -	$ -	$ -	$ -	$ -	$ -	$ -	$ -	$ -
4249	610002090	380.0	$ -	$ -	$ -	$ -	$ -	$ -	$ -	$ -	$ -	$ -	$ -	$ -	$ -	$ -
4250	601002091	391.2	$ -	$ -	$ -	$ -	$ -	$ -	$ -	$ -	$ -	$ -	$ -	$ -	$ -	$ -
4251	601002091	397.0	$ -	$ -	$ -	$ -	$ -	$ -	$ -	$ -	$ -	$ -	$ -	$ -	$ -	$ -
4252	601002091	398.0	$ -	$ -	$ -	$ -	$ -	$ -	$ -	$ -	$ -	$ -	$ -	$ -	$ -	$ -
4253	610002092	376.1	$ -	$ -	$ -	$ -	$ -	$ -	$ -	$ -	$ -	$ -	$ -	$ -	$ -	$ -
4254	610002092	376.2	$ -	$ -	$ -	$ -	$ -	$ -	$ -	$ -	$ -	$ -	$ -	$ -	$ -	$ -
4255	610002092	376.4	$ -	$ -	$ -	$ -	$ -	$ -	$ -	$ -	$ -	$ -	$ -	$ -	$ -	$ -
4256	610002092	380.0	$ -	$ -	$ -	$ -	$ -	$ -	$ -	$ -	$ -	$ -	$ -	$ -	$ -	$ -
4257	610002093	376.1	$ -	$ -	$ -	$ -	$ -	$ -	$ -	$ -	$ -	$ -	$ -	$ -	$ -	$ -
4258	610002093	376.2	$ -	$ -	$ -	$ -	$ -	$ -	$ -	$ -	$ -	$ -	$ -	$ -	$ -	$ -
4259	610002093	376.4	$ -	$ -	$ -	$ -	$ -	$ -	$ -	$ -	$ -	$ -	$ -	$ -	$ -	$ -
4260	610002093	380.0	$ -	$ -	$ -	$ -	$ -	$ -	$ -	$ -	$ -	$ -	$ -	$ -	$ -	$ -
4261	T680002094	367.1	$ -	$ -	$ -	$ -	$ -	$ -	$ -	$ -	$ -	$ -	$ -	$ -	$ -	$ -
4262	T680002094	368.0	$ -	$ -	$ -	$ -	$ -	$ -	$ -	$ -	$ -	$ -	$ -	$ -	$ -	$ -
4263	T680002094	369.0	$ -	$ -	$ -	$ -	$ -	$ -	$ -	$ -	$ -	$ -	$ -	$ -	$ -	$ -
4264	662002095	376.1	$ -	$ -	$ -	$ -	$ -	$ -	$ -	$ -	$ -	$ -	$ -	$ 0	$ 0	$ 0
4265	662002095	376.2	$ -	$ -	$ -	$ -	$ -	$ -	$ -	$ -	$ -	$ -	$ -	$ 0	$ 0	$ 0
4266	662002095	376.4	$ -	$ -	$ -	$ -	$ -	$ -	$ -	$ -	$ -	$ -	$ -	$ 0	$ 0	$ 0
4267	626002096	390.0	$ 152	$ 152	$ 152	$ 152	$ 152	$ 152	$ 152	$ 152	$ 152	$ 152	$ 152	$ 152	$ 152	$ 152

Sponsored by NMGC Witness Erik C. Buchanan

NEW MEXICO GAS COMPANY, INC.

Depreciation Activity
Base Period - 12 Months Ending March 31, 2023
Future Test Year - 12 Months Ending September 30, 2025

	A	B	C	D	E	F	G	H	I	J	K	L	M	N	O	P	Q	R
1																		
2			Activity	Activity	Activity	Activity	Activity	Activity	Activity	Activity	Activity	Activity	Activity	Activity	Activity	Activity	Activity	Activity
3	Investment Number / Beginning Balance	FERC Account	4/30/2023	5/31/2023	6/30/2023	7/31/2023	8/31/2023	9/30/2023	10/31/2023	11/30/2023	12/31/2023	1/31/2024	2/29/2024	3/31/2024	4/30/2024	5/31/2024	6/30/2024	7/31/2024
4268	610002097	376.1	$ -	$ -	$ -	$ -	$ -	$ -	$ -	$ -	$ -	$ -	$ -	$ -	$ -	$ -	$ -	$ -
4269	610002097	376.2	$ -	$ -	$ -	$ -	$ -	$ -	$ -	$ -	$ -	$ -	$ -	$ -	$ -	$ -	$ -	$ -
4270	610002097	376.4	$ -	$ -	$ -	$ -	$ -	$ -	$ -	$ -	$ -	$ -	$ -	$ -	$ -	$ -	$ -	$ -
4271	610002097	380.0	$ -	$ -	$ -	$ -	$ -	$ -	$ -	$ -	$ -	$ -	$ -	$ -	$ -	$ -	$ -	$ -
4272	T660002098	367.1	$ -	$ -	$ -	$ -	$ -	$ -	$ -	$ -	$ -	$ -	$ -	$ -	$ -	$ -	$ -	$ -
4273	T660002098	368.0	$ -	$ -	$ -	$ -	$ -	$ -	$ -	$ -	$ -	$ -	$ -	$ -	$ -	$ -	$ -	$ -
4274	T660002098	369.0	$ -	$ -	$ -	$ -	$ -	$ -	$ -	$ -	$ -	$ -	$ -	$ -	$ -	$ -	$ -	$ -
4275	T680002099	367.1	$ -	$ -	$ -	$ -	$ -	$ -	$ -	$ -	$ -	$ -	$ -	$ -	$ -	$ -	$ -	$ -
4276	T680002099	368.0	$ -	$ -	$ -	$ -	$ -	$ -	$ -	$ -	$ -	$ -	$ -	$ -	$ -	$ -	$ -	$ -
4277	T680002099	369.0	$ -	$ -	$ -	$ -	$ -	$ -	$ -	$ -	$ -	$ -	$ -	$ -	$ -	$ -	$ -	$ -
4278	T680002100	367.1	$ -	$ -	$ -	$ -	$ -	$ -	$ -	$ -	$ -	$ -	$ -	$ -	$ -	$ -	$ -	$ -
4279	T680002100	368.0	$ -	$ -	$ -	$ -	$ -	$ -	$ -	$ -	$ -	$ -	$ -	$ -	$ -	$ -	$ -	$ -
4280	T680002100	369.0	$ -	$ -	$ -	$ -	$ -	$ -	$ -	$ -	$ -	$ -	$ -	$ -	$ -	$ -	$ -	$ -
4281	T680002101	367.1	$ -	$ -	$ -	$ -	$ -	$ -	$ -	$ -	$ -	$ -	$ -	$ -	$ -	$ -	$ -	$ -
4282	T680002101	368.0	$ -	$ -	$ -	$ -	$ -	$ -	$ -	$ -	$ -	$ -	$ -	$ -	$ -	$ -	$ -	$ -
4283	T680002101	369.0	$ -	$ -	$ -	$ -	$ -	$ -	$ -	$ -	$ -	$ -	$ -	$ -	$ -	$ -	$ -	$ -
4284	T680002102	367.1	$ -	$ -	$ -	$ -	$ -	$ -	$ -	$ -	$ -	$ -	$ -	$ -	$ -	$ -	$ -	$ -
4285	T680002102	368.0	$ -	$ -	$ -	$ -	$ -	$ -	$ -	$ -	$ -	$ -	$ -	$ -	$ -	$ -	$ -	$ -
4286	T680002102	369.0	$ -	$ -	$ -	$ -	$ -	$ -	$ -	$ -	$ -	$ -	$ -	$ -	$ -	$ -	$ -	$ -
4287	T680002103	367.1	$ -	$ -	$ -	$ -	$ -	$ -	$ -	$ -	$ -	$ -	$ -	$ -	$ -	$ -	$ -	$ -
4288	T680002103	368.0	$ -	$ -	$ -	$ -	$ -	$ -	$ -	$ -	$ -	$ -	$ -	$ -	$ -	$ -	$ -	$ -
4289	T680002103	369.0	$ -	$ -	$ -	$ -	$ -	$ -	$ -	$ -	$ -	$ -	$ -	$ -	$ -	$ -	$ -	$ -
4290	T610002104	367.1	$ -	$ -	$ -	$ -	$ -	$ -	$ -	$ -	$ -	$ -	$ -	$ -	$ -	$ -	$ -	$ -
4291	T610002104	368.0	$ -	$ -	$ -	$ -	$ -	$ -	$ -	$ -	$ -	$ -	$ -	$ -	$ -	$ -	$ -	$ -
4292	T610002104	369.0	$ -	$ -	$ -	$ -	$ -	$ -	$ -	$ -	$ -	$ -	$ -	$ -	$ -	$ -	$ -	$ -
4293	621002105	376.1	$ -	$ -	$ -	$ -	$ -	$ -	$ -	$ -	$ -	$ -	$ -	$ -	$ -	$ -	$ -	$ -
4294	621002105	376.2	$ -	$ -	$ -	$ -	$ -	$ -	$ -	$ -	$ -	$ -	$ -	$ -	$ -	$ -	$ -	$ -
4295	621002105	376.4	$ -	$ -	$ -	$ -	$ -	$ -	$ -	$ -	$ -	$ -	$ -	$ -	$ -	$ -	$ -	$ -
4296	621002105	380.0	$ -	$ -	$ -	$ -	$ -	$ -	$ -	$ -	$ -	$ -	$ -	$ -	$ -	$ -	$ -	$ -
4297	T610002106	367.1	$ -	$ -	$ -	$ -	$ -	$ -	$ -	$ -	$ -	$ -	$ -	$ -	$ -	$ -	$ -	$ -
4298	T610002106	368.0	$ -	$ -	$ -	$ -	$ -	$ -	$ -	$ -	$ -	$ -	$ -	$ -	$ -	$ -	$ -	$ -
4299	T610002106	369.0	$ -	$ -	$ -	$ -	$ -	$ -	$ -	$ -	$ -	$ -	$ -	$ -	$ -	$ -	$ -	$ -
4300	T610002107	368.0	$ -	$ -	$ -	$ -	$ -	$ -	$ -	$ -	$ -	$ -	$ -	$ -	$ -	$ -	$ -	$ -
4301	T610002107	369.0	$ -	$ -	$ -	$ -	$ -	$ -	$ -	$ -	$ -	$ -	$ -	$ -	$ -	$ -	$ -	$ -
4302	680002108	376.1	$ -	$ -	$ -	$ -	$ -	$ -	$ -	$ -	$ -	$ -	$ -	$ -	$ -	$ -	$ -	$ -
4303	680002108	376.2	$ -	$ -	$ -	$ -	$ -	$ -	$ -	$ -	$ -	$ -	$ -	$ -	$ -	$ -	$ -	$ -
4304	680002108	376.4	$ -	$ -	$ -	$ -	$ -	$ -	$ -	$ -	$ -	$ -	$ -	$ -	$ -	$ -	$ -	$ -
4305	680002109	376.1	$ -	$ -	$ -	$ -	$ -	$ -	$ -	$ -	$ -	$ -	$ -	$ -	$ -	$ -	$ -	$ -
4306	680002109	376.2	$ -	$ -	$ -	$ -	$ -	$ -	$ -	$ -	$ -	$ -	$ -	$ -	$ -	$ -	$ -	$ -
4307	680002109	376.4	$ -	$ -	$ -	$ -	$ -	$ -	$ -	$ -	$ -	$ -	$ -	$ -	$ -	$ -	$ -	$ -
4308	601002110	391.2	$ -	$ -	$ -	$ -	$ -	$ -	$ -	$ -	$ -	$ -	$ -	$ -	$ -	$ -	$ -	$ -
4309	601002110	397.0	$ -	$ -	$ -	$ -	$ -	$ -	$ -	$ -	$ -	$ -	$ -	$ -	$ -	$ -	$ -	$ -
4310	601002110	398.0	$ -	$ -	$ -	$ -	$ -	$ -	$ -	$ -	$ -	$ -	$ -	$ -	$ -	$ -	$ -	$ -
4311	601002111	390.0	$ -	$ -	$ -	$ -	$ -	$ -	$ -	$ -	$ -	$ -	$ -	$ -	$ -	$ -	$ -	$ -
4312	601002112	391.2	$ -	$ -	$ -	$ -	$ -	$ -	$ -	$ -	$ -	$ -	$ -	$ -	$ -	$ -	$ -	$ -
4313	601002112	397.0	$ -	$ -	$ -	$ -	$ -	$ -	$ -	$ -	$ -	$ -	$ -	$ -	$ -	$ -	$ -	$ -
4314	601002112	398.0	$ -	$ -	$ -	$ -	$ -	$ -	$ -	$ -	$ -	$ -	$ -	$ -	$ -	$ -	$ -	$ -
4315	601002113	391.2	$ -	$ -	$ -	$ -	$ -	$ -	$ -	$ -	$ -	$ -	$ -	$ -	$ -	$ -	$ -	$ -
4316	601002113	397.0	$ -	$ -	$ -	$ -	$ -	$ -	$ -	$ -	$ -	$ -	$ -	$ -	$ -	$ -	$ -	$ -
4317	601002113	398.0	$ -	$ -	$ -	$ -	$ -	$ -	$ -	$ -	$ -	$ -	$ -	$ -	$ -	$ -	$ -	$ -
4318	601002114	303.3	$ -	$ -	$ -	$ -	$ -	$ -	$ -	$ -	$ -	$ -	$ -	$ -	$ -	$ -	$ -	$ -
4319	601002115	303.3	$ -	$ -	$ -	$ -	$ -	$ -	$ -	$ -	$ -	$ -	$ -	$ -	$ -	$ -	$ -	$ -

NEW MEXICO GAS COMPANY, INC.

Depreciation Activity
Base Period - 12 Months Ending March 31, 2023
Future Test Year - 12 Months Ending September 30, 2025

	A	B	S	T	U	V	W	X	Y	Z	AA	AB	AC	AD	AE	AF
1																
2			Activity	Activity	Activity	Activity	Activity	Activity	Activity	Activity	Activity	Activity	Activity	Activity	Activity	Activity
3	Investment Number / Beginning Balance	FERC Account	8/31/2024	9/30/2024	10/31/2024	11/30/2024	12/31/2024	1/31/2025	2/28/2025	3/31/2025	4/30/2025	5/31/2025	6/30/2025	7/31/2025	8/31/2025	9/30/2025
4268	610002097	376.1	$ -	$ -	$ -	$ -	$ -	$ -	$ -	$ -	$ -	$ -	$ -	$ -	$ -	$ -
4269	610002097	376.2	$ -	$ -	$ -	$ -	$ -	$ -	$ -	$ -	$ -	$ -	$ -	$ -	$ -	$ -
4270	610002097	376.4	$ -	$ -	$ -	$ -	$ -	$ -	$ -	$ -	$ -	$ -	$ -	$ -	$ -	$ -
4271	610002097	380.0	$ -	$ -	$ -	$ -	$ -	$ -	$ -	$ -	$ -	$ -	$ -	$ -	$ -	$ -
4272	T660002098	367.1	$ -	$ -	$ -	$ -	$ -	$ -	$ -	$ -	$ -	$ -	$ -	$ -	$ -	$ -
4273	T660002098	368.0	$ -	$ -	$ -	$ -	$ -	$ -	$ -	$ -	$ -	$ -	$ -	$ -	$ -	$ -
4274	T660002098	369.0	$ -	$ -	$ -	$ -	$ -	$ -	$ -	$ -	$ -	$ -	$ -	$ -	$ -	$ -
4275	T680002099	367.1	$ -	$ -	$ -	$ -	$ -	$ -	$ -	$ -	$ -	$ -	$ -	$ -	$ -	$ -
4276	T680002099	368.0	$ -	$ -	$ -	$ -	$ -	$ -	$ -	$ -	$ -	$ -	$ -	$ -	$ -	$ -
4277	T680002099	369.0	$ -	$ -	$ -	$ -	$ -	$ -	$ -	$ -	$ -	$ -	$ -	$ -	$ -	$ -
4278	T680002100	367.1	$ -	$ -	$ -	$ -	$ -	$ -	$ -	$ -	$ -	$ -	$ -	$ -	$ -	$ -
4279	T680002100	368.0	$ -	$ -	$ -	$ -	$ -	$ -	$ -	$ -	$ -	$ -	$ -	$ -	$ -	$ -
4280	T680002100	369.0	$ -	$ -	$ -	$ -	$ -	$ -	$ -	$ -	$ -	$ -	$ -	$ -	$ -	$ -
4281	T680002101	367.1	$ -	$ -	$ -	$ -	$ -	$ -	$ -	$ -	$ -	$ -	$ -	$ -	$ -	$ -
4282	T680002101	368.0	$ -	$ -	$ -	$ -	$ -	$ -	$ -	$ -	$ -	$ -	$ -	$ -	$ -	$ -
4283	T680002101	369.0	$ -	$ -	$ -	$ -	$ -	$ -	$ -	$ -	$ -	$ -	$ -	$ -	$ -	$ -
4284	T680002102	367.1	$ -	$ -	$ -	$ -	$ -	$ -	$ -	$ -	$ -	$ -	$ -	$ -	$ -	$ -
4285	T680002102	368.0	$ -	$ -	$ -	$ -	$ -	$ -	$ -	$ -	$ -	$ -	$ -	$ -	$ -	$ -
4286	T680002102	369.0	$ -	$ -	$ -	$ -	$ -	$ -	$ -	$ -	$ -	$ -	$ -	$ -	$ -	$ -
4287	T680002103	367.1	$ -	$ -	$ -	$ -	$ -	$ -	$ -	$ -	$ -	$ -	$ -	$ -	$ -	$ -
4288	T680002103	368.0	$ -	$ -	$ -	$ -	$ -	$ -	$ -	$ -	$ -	$ -	$ -	$ -	$ -	$ -
4289	T680002103	369.0	$ -	$ -	$ -	$ -	$ -	$ -	$ -	$ -	$ -	$ -	$ -	$ -	$ -	$ -
4290	T610002104	367.1	$ -	$ -	$ -	$ -	$ -	$ -	$ -	$ -	$ -	$ -	$ -	$ -	$ -	$ -
4291	T610002104	368.0	$ -	$ -	$ -	$ -	$ -	$ -	$ -	$ -	$ -	$ -	$ -	$ -	$ -	$ -
4292	T610002104	369.0	$ -	$ -	$ -	$ -	$ -	$ -	$ -	$ -	$ -	$ -	$ -	$ -	$ -	$ -
4293	621002105	376.1	$ -	$ -	$ -	$ -	$ -	$ -	$ -	$ -	$ -	$ -	$ -	$ -	$ -	$ -
4294	621002105	376.2	$ -	$ -	$ -	$ -	$ -	$ -	$ -	$ -	$ -	$ -	$ -	$ -	$ -	$ -
4295	621002105	376.4	$ -	$ -	$ -	$ -	$ -	$ -	$ -	$ -	$ -	$ -	$ -	$ -	$ -	$ -
4296	621002105	380.0	$ -	$ -	$ -	$ -	$ -	$ -	$ -	$ -	$ -	$ -	$ -	$ -	$ -	$ -
4297	T610002106	367.1	$ -	$ -	$ -	$ -	$ -	$ -	$ -	$ -	$ -	$ -	$ -	$ -	$ -	$ -
4298	T610002106	368.0	$ -	$ -	$ -	$ -	$ -	$ -	$ -	$ -	$ -	$ -	$ -	$ -	$ -	$ -
4299	T610002106	369.0	$ -	$ -	$ -	$ -	$ -	$ -	$ -	$ -	$ -	$ -	$ -	$ -	$ -	$ -
4300	T610002107	368.0	$ -	$ -	$ -	$ -	$ -	$ -	$ -	$ -	$ -	$ -	$ -	$ -	$ -	$ -
4301	T610002107	369.0	$ -	$ -	$ -	$ -	$ -	$ -	$ -	$ -	$ -	$ -	$ -	$ -	$ -	$ -
4302	680002108	376.1	$ -	$ -	$ -	$ -	$ -	$ -	$ -	$ -	$ -	$ -	$ -	$ -	$ -	$ -
4303	680002108	376.2	$ -	$ -	$ -	$ -	$ -	$ -	$ -	$ -	$ -	$ -	$ -	$ -	$ -	$ -
4304	680002108	376.4	$ -	$ -	$ -	$ -	$ -	$ -	$ -	$ -	$ -	$ -	$ -	$ -	$ -	$ -
4305	680002109	376.1	$ -	$ -	$ -	$ -	$ -	$ -	$ -	$ -	$ -	$ -	$ -	$ -	$ -	$ -
4306	680002109	376.2	$ -	$ -	$ -	$ -	$ -	$ -	$ -	$ -	$ -	$ -	$ -	$ -	$ -	$ -
4307	680002109	376.4	$ -	$ -	$ -	$ -	$ -	$ -	$ -	$ -	$ -	$ -	$ -	$ -	$ -	$ -
4308	601002110	391.2	$ -	$ -	$ -	$ -	$ -	$ -	$ -	$ -	$ -	$ -	$ -	$ -	$ -	$ -
4309	601002110	397.0	$ -	$ -	$ -	$ -	$ -	$ -	$ -	$ -	$ -	$ -	$ -	$ -	$ -	$ -
4310	601002110	398.0	$ -	$ -	$ -	$ -	$ -	$ -	$ -	$ -	$ -	$ -	$ -	$ -	$ -	$ -
4311	601002111	390.0	$ -	$ -	$ -	$ -	$ -	$ -	$ -	$ -	$ -	$ -	$ -	$ -	$ -	$ -
4312	601002112	391.2	$ -	$ -	$ -	$ -	$ -	$ -	$ -	$ -	$ -	$ -	$ -	$ -	$ -	$ -
4313	601002112	397.0	$ -	$ -	$ -	$ -	$ -	$ -	$ -	$ -	$ -	$ -	$ -	$ -	$ -	$ -
4314	601002112	398.0	$ -	$ -	$ -	$ -	$ -	$ -	$ -	$ -	$ -	$ -	$ -	$ -	$ -	$ -
4315	601002113	391.2	$ -	$ -	$ -	$ -	$ -	$ -	$ -	$ -	$ -	$ -	$ -	$ -	$ -	$ -
4316	601002113	397.0	$ -	$ -	$ -	$ -	$ -	$ -	$ -	$ -	$ -	$ -	$ -	$ -	$ -	$ -
4317	601002113	398.0	$ -	$ -	$ -	$ -	$ -	$ -	$ -	$ -	$ -	$ -	$ -	$ -	$ -	$ -
4318	601002114	303.3	$ -	$ -	$ -	$ -	$ -	$ -	$ -	$ -	$ -	$ -	$ -	$ -	$ -	$ -
4319	601002115	303.3	$ -	$ -	$ -	$ -	$ -	$ -	$ -	$ -	$ -	$ -	$ -	$ -	$ -	$ -

Sponsored by NMGC Witness Erik C. Buchanan

NEW MEXICO GAS COMPANY, INC.

Depreciation Activity
Base Period - 12 Months Ending March 31, 2023
Future Test Year - 12 Months Ending September 30, 2025

	A	B	C	D	E	F	G	H	I	J	K	L	M	N	O	P	Q	R
1																		
2			Activity	Activity	Activity	Activity	Activity	Activity	Activity	Activity	Activity	Activity	Activity	Activity	Activity	Activity	Activity	Activity
3	Investment Number / Beginning Balance	FERC Account	4/30/2023	5/31/2023	6/30/2023	7/31/2023	8/31/2023	9/30/2023	10/31/2023	11/30/2023	12/31/2023	1/31/2024	2/29/2024	3/31/2024	4/30/2024	5/31/2024	6/30/2024	7/31/2024
4320	601002116	303.3	$ -	$ -	$ -	$ -	$ -	$ -	$ -	$ -	$ -	$ -	$ -	$ -	$ -	$ -	$ -	$ -
4321	680002117	376.1	$ -	$ -	$ -	$ -	$ -	$ -	$ -	$ -	$ -	$ -	$ -	$ -	$ -	$ -	$ -	$ -
4322	680002117	376.2	$ -	$ -	$ -	$ -	$ -	$ -	$ -	$ -	$ -	$ -	$ -	$ -	$ -	$ -	$ -	$ -
4323	680002117	376.4	$ -	$ -	$ -	$ -	$ -	$ -	$ -	$ -	$ -	$ -	$ -	$ -	$ -	$ -	$ -	$ -
4324	680002118	376.1	$ -	$ -	$ -	$ -	$ -	$ -	$ -	$ -	$ -	$ -	$ -	$ -	$ -	$ -	$ -	$ -
4325	680002118	376.2	$ -	$ -	$ -	$ -	$ -	$ -	$ -	$ -	$ -	$ -	$ -	$ -	$ -	$ -	$ -	$ -
4326	680002118	376.4	$ -	$ -	$ -	$ -	$ -	$ -	$ -	$ -	$ -	$ -	$ -	$ -	$ -	$ -	$ -	$ -
4327	680002118	380.0	$ -	$ -	$ -	$ -	$ -	$ -	$ -	$ -	$ -	$ -	$ -	$ -	$ -	$ -	$ -	$ -
4328	601002119	391.2	$ -	$ -	$ -	$ -	$ -	$ -	$ -	$ -	$ -	$ -	$ -	$ -	$ -	$ -	$ -	$ -
4329	601002119	397.0	$ -	$ -	$ -	$ -	$ -	$ -	$ -	$ -	$ -	$ -	$ -	$ -	$ -	$ -	$ -	$ -
4330	601002119	398.0	$ -	$ -	$ -	$ -	$ -	$ -	$ -	$ -	$ -	$ -	$ -	$ -	$ -	$ -	$ -	$ -
4331	680002120	376.1	$ -	$ -	$ -	$ -	$ -	$ -	$ -	$ -	$ -	$ -	$ -	$ -	$ -	$ -	$ -	$ -
4332	680002120	376.2	$ -	$ -	$ -	$ -	$ -	$ -	$ -	$ -	$ -	$ -	$ -	$ -	$ -	$ -	$ -	$ -
4333	680002120	376.4	$ -	$ -	$ -	$ -	$ -	$ -	$ -	$ -	$ -	$ -	$ -	$ -	$ -	$ -	$ -	$ -
4334	601002121	391.2	$ -	$ -	$ -	$ -	$ -	$ -	$ -	$ -	$ -	$ -	$ -	$ -	$ -	$ -	$ -	$ -
4335	601002121	397.0	$ -	$ -	$ -	$ -	$ -	$ -	$ -	$ -	$ -	$ -	$ -	$ -	$ -	$ -	$ -	$ -
4336	601002121	398.0	$ -	$ -	$ -	$ -	$ -	$ -	$ -	$ -	$ -	$ -	$ -	$ -	$ -	$ -	$ -	$ -
4337	633002122	376.1	$ -	$ -	$ -	$ -	$ -	$ -	$ -	$ -	$ -	$ -	$ -	$ -	$ -	$ -	$ 49	$ 49
4338	633002122	376.2	$ -	$ -	$ -	$ -	$ -	$ -	$ -	$ -	$ -	$ -	$ -	$ -	$ -	$ -	$ 332	$ 332
4339	633002122	376.4	$ -	$ -	$ -	$ -	$ -	$ -	$ -	$ -	$ -	$ -	$ -	$ -	$ -	$ -	$ 42	$ 42
4340	633002122	380.0	$ -	$ -	$ -	$ -	$ -	$ -	$ -	$ -	$ -	$ -	$ -	$ -	$ -	$ -	$ 68	$ 68
4341	601002123	391.2	$ -	$ -	$ -	$ -	$ -	$ -	$ -	$ -	$ -	$ -	$ -	$ -	$ -	$ -	$ -	$ -
4342	601002123	397.0	$ -	$ -	$ -	$ -	$ -	$ -	$ -	$ -	$ -	$ -	$ -	$ -	$ -	$ -	$ -	$ -
4343	601002123	398.0	$ -	$ -	$ -	$ -	$ -	$ -	$ -	$ -	$ -	$ -	$ -	$ -	$ -	$ -	$ -	$ -
4344	601002124	391.2	$ -	$ -	$ -	$ -	$ -	$ -	$ -	$ -	$ -	$ -	$ -	$ -	$ -	$ -	$ -	$ -
4345	601002124	397.0	$ -	$ -	$ -	$ -	$ -	$ -	$ -	$ -	$ -	$ -	$ -	$ -	$ -	$ -	$ -	$ -
4346	601002124	398.0	$ -	$ -	$ -	$ -	$ -	$ -	$ -	$ -	$ -	$ -	$ -	$ -	$ -	$ -	$ -	$ -
4347	601002125	391.2	$ -	$ -	$ -	$ -	$ -	$ -	$ -	$ -	$ -	$ -	$ -	$ -	$ -	$ -	$ -	$ -
4348	601002125	397.0	$ -	$ -	$ -	$ -	$ -	$ -	$ -	$ -	$ -	$ -	$ -	$ -	$ -	$ -	$ -	$ -
4349	601002125	398.0	$ -	$ -	$ -	$ -	$ -	$ -	$ -	$ -	$ -	$ -	$ -	$ -	$ -	$ -	$ -	$ -
4350	601002126	391.2	$ -	$ -	$ -	$ -	$ -	$ -	$ -	$ -	$ -	$ -	$ -	$ -	$ -	$ -	$ -	$ -
4351	601002126	397.0	$ -	$ -	$ -	$ -	$ -	$ -	$ -	$ -	$ -	$ -	$ -	$ -	$ -	$ -	$ -	$ -
4352	601002126	398.0	$ -	$ -	$ -	$ -	$ -	$ -	$ -	$ -	$ -	$ -	$ -	$ -	$ -	$ -	$ -	$ -
4353	601002127	391.2	$ -	$ -	$ -	$ -	$ -	$ -	$ -	$ -	$ -	$ -	$ -	$ -	$ -	$ -	$ -	$ -
4354	601002127	397.0	$ -	$ -	$ -	$ -	$ -	$ -	$ -	$ -	$ -	$ -	$ -	$ -	$ -	$ -	$ -	$ -
4355	601002127	398.0	$ -	$ -	$ -	$ -	$ -	$ -	$ -	$ -	$ -	$ -	$ -	$ -	$ -	$ -	$ -	$ -
4356	601002128	391.2	$ -	$ -	$ -	$ -	$ -	$ -	$ -	$ -	$ -	$ -	$ -	$ -	$ -	$ -	$ -	$ -
4357	601002128	397.0	$ -	$ -	$ -	$ -	$ -	$ -	$ -	$ -	$ -	$ -	$ -	$ -	$ -	$ -	$ -	$ -
4358	601002128	398.0	$ -	$ -	$ -	$ -	$ -	$ -	$ -	$ -	$ -	$ -	$ -	$ -	$ -	$ -	$ -	$ -
4359	601002129	391.2	$ -	$ -	$ -	$ -	$ -	$ -	$ -	$ -	$ -	$ -	$ -	$ -	$ -	$ -	$ -	$ -
4360	601002129	397.0	$ -	$ -	$ -	$ -	$ -	$ -	$ -	$ -	$ -	$ -	$ -	$ -	$ -	$ -	$ -	$ -
4361	601002129	398.0	$ -	$ -	$ -	$ -	$ -	$ -	$ -	$ -	$ -	$ -	$ -	$ -	$ -	$ -	$ -	$ -
4362	601002130	391.2	$ -	$ -	$ -	$ -	$ -	$ -	$ -	$ -	$ -	$ -	$ -	$ -	$ -	$ -	$ -	$ -
4363	601002130	397.0	$ -	$ -	$ -	$ -	$ -	$ -	$ -	$ -	$ -	$ -	$ -	$ -	$ -	$ -	$ -	$ -
4364	601002130	398.0	$ -	$ -	$ -	$ -	$ -	$ -	$ -	$ -	$ -	$ -	$ -	$ -	$ -	$ -	$ -	$ -
4365	601002131	391.2	$ -	$ -	$ -	$ -	$ -	$ -	$ -	$ -	$ -	$ -	$ -	$ -	$ -	$ -	$ -	$ -
4366	601002131	397.0	$ -	$ -	$ -	$ -	$ -	$ -	$ -	$ -	$ -	$ -	$ -	$ -	$ -	$ -	$ -	$ -
4367	601002131	398.0	$ -	$ -	$ -	$ -	$ -	$ -	$ -	$ -	$ -	$ -	$ -	$ -	$ -	$ -	$ -	$ -
4368	601002132	391.2	$ -	$ -	$ -	$ -	$ -	$ -	$ -	$ -	$ -	$ -	$ -	$ -	$ -	$ -	$ -	$ -
4369	601002132	397.0	$ -	$ -	$ -	$ -	$ -	$ -	$ -	$ -	$ -	$ -	$ -	$ -	$ -	$ -	$ -	$ -
4370	601002132	398.0	$ -	$ -	$ -	$ -	$ -	$ -	$ -	$ -	$ -	$ -	$ -	$ -	$ -	$ -	$ -	$ -
4371	601002133	391.2	$ -	$ -	$ -	$ -	$ -	$ -	$ -	$ -	$ -	$ -	$ -	$ -	$ -	$ -	$ -	$ -

NEW MEXICO GAS COMPANY, INC.

Depreciation Activity
Base Period - 12 Months Ending March 31, 2023
Future Test Year - 12 Months Ending September 30, 2025

	A	B	S	T	U	V	W	X	Y	Z	AA	AB	AC	AD	AE	AF
1																
2			Activity	Activity	Activity	Activity	Activity	Activity	Activity	Activity	Activity	Activity	Activity	Activity	Activity	Activity
3	Investment Number / Beginning Balance	FERC Account	8/31/2024	9/30/2024	10/31/2024	11/30/2024	12/31/2024	1/31/2025	2/28/2025	3/31/2025	4/30/2025	5/31/2025	6/30/2025	7/31/2025	8/31/2025	9/30/2025
4320	601002116	303.3	$ -	$ -	$ -	$ -	$ -	$ -	$ -	$ -	$ -	$ -	$ -	$ -	$ -	$ -
4321	680002117	376.1	$ -	$ -	$ -	$ -	$ -	$ -	$ -	$ -	$ -	$ -	$ -	$ -	$ -	$ -
4322	680002117	376.2	$ -	$ -	$ -	$ -	$ -	$ -	$ -	$ -	$ -	$ -	$ -	$ -	$ -	$ -
4323	680002117	376.4	$ -	$ -	$ -	$ -	$ -	$ -	$ -	$ -	$ -	$ -	$ -	$ -	$ -	$ -
4324	680002118	376.1	$ 28	$ 28	$ 28	$ 28	$ 28	$ 28	$ 28	$ 28	$ 28	$ 28	$ 28	$ 28	$ 28	$ 28
4325	680002118	376.2	$ 191	$ 191	$ 191	$ 191	$ 191	$ 191	$ 191	$ 191	$ 191	$ 191	$ 191	$ 191	$ 191	$ 191
4326	680002118	376.4	$ 24	$ 24	$ 24	$ 24	$ 24	$ 24	$ 24	$ 24	$ 24	$ 24	$ 24	$ 24	$ 24	$ 24
4327	680002118	380.0	$ 39	$ 39	$ 39	$ 39	$ 39	$ 39	$ 39	$ 39	$ 39	$ 39	$ 39	$ 39	$ 39	$ 39
4328	601002119	391.2	$ -	$ -	$ -	$ -	$ -	$ -	$ -	$ -	$ -	$ -	$ -	$ -	$ -	$ -
4329	601002119	397.0	$ -	$ -	$ -	$ -	$ -	$ -	$ -	$ -	$ -	$ -	$ -	$ -	$ -	$ -
4330	601002119	398.0	$ -	$ -	$ -	$ -	$ -	$ -	$ -	$ -	$ -	$ -	$ -	$ -	$ -	$ -
4331	680002120	376.1	$ -	$ -	$ -	$ -	$ -	$ -	$ -	$ -	$ -	$ -	$ -	$ -	$ -	$ -
4332	680002120	376.2	$ -	$ -	$ -	$ -	$ -	$ -	$ -	$ -	$ -	$ -	$ -	$ -	$ -	$ -
4333	680002120	376.4	$ -	$ -	$ -	$ -	$ -	$ -	$ -	$ -	$ -	$ -	$ -	$ -	$ -	$ -
4334	601002121	391.2	$ -	$ -	$ -	$ -	$ -	$ -	$ -	$ -	$ -	$ -	$ -	$ -	$ -	$ -
4335	601002121	397.0	$ -	$ -	$ -	$ -	$ -	$ -	$ -	$ -	$ -	$ -	$ -	$ -	$ -	$ -
4336	601002121	398.0	$ -	$ -	$ -	$ -	$ -	$ -	$ -	$ -	$ -	$ -	$ -	$ -	$ -	$ -
4337	633002122	376.1	$ 49	$ 49	$ 49	$ 49	$ 49	$ 49	$ 49	$ 49	$ 49	$ 49	$ 49	$ 49	$ 49	$ 49
4338	633002122	376.2	$ 332	$ 332	$ 332	$ 332	$ 332	$ 332	$ 332	$ 332	$ 332	$ 332	$ 332	$ 332	$ 332	$ 332
4339	633002122	376.4	$ 42	$ 42	$ 42	$ 42	$ 42	$ 42	$ 42	$ 42	$ 42	$ 42	$ 42	$ 42	$ 42	$ 42
4340	633002122	380.0	$ 68	$ 68	$ 68	$ 68	$ 68	$ 68	$ 68	$ 68	$ 68	$ 68	$ 68	$ 68	$ 68	$ 68
4341	601002123	391.2	$ -	$ -	$ -	$ -	$ -	$ -	$ -	$ -	$ -	$ -	$ -	$ -	$ -	$ -
4342	601002123	397.0	$ -	$ -	$ -	$ -	$ -	$ -	$ -	$ -	$ -	$ -	$ -	$ -	$ -	$ -
4343	601002123	398.0	$ -	$ -	$ -	$ -	$ -	$ -	$ -	$ -	$ -	$ -	$ -	$ -	$ -	$ -
4344	601002124	391.2	$ -	$ -	$ -	$ -	$ -	$ -	$ -	$ -	$ -	$ -	$ -	$ -	$ -	$ -
4345	601002124	397.0	$ -	$ -	$ -	$ -	$ -	$ -	$ -	$ -	$ -	$ -	$ -	$ -	$ -	$ -
4346	601002124	398.0	$ -	$ -	$ -	$ -	$ -	$ -	$ -	$ -	$ -	$ -	$ -	$ -	$ -	$ -
4347	601002125	391.2	$ -	$ -	$ -	$ -	$ -	$ -	$ -	$ -	$ -	$ -	$ -	$ -	$ -	$ -
4348	601002125	397.0	$ -	$ -	$ -	$ -	$ -	$ -	$ -	$ -	$ -	$ -	$ -	$ -	$ -	$ -
4349	601002125	398.0	$ -	$ -	$ -	$ -	$ -	$ -	$ -	$ -	$ -	$ -	$ -	$ -	$ -	$ -
4350	601002126	391.2	$ -	$ -	$ -	$ -	$ -	$ -	$ -	$ -	$ -	$ -	$ -	$ -	$ -	$ -
4351	601002126	397.0	$ -	$ -	$ -	$ -	$ -	$ -	$ -	$ -	$ -	$ -	$ -	$ -	$ -	$ -
4352	601002126	398.0	$ -	$ -	$ -	$ -	$ -	$ -	$ -	$ -	$ -	$ -	$ -	$ -	$ -	$ -
4353	601002127	391.2	$ -	$ -	$ -	$ -	$ -	$ -	$ -	$ -	$ -	$ -	$ -	$ -	$ -	$ -
4354	601002127	397.0	$ -	$ -	$ -	$ -	$ -	$ -	$ -	$ -	$ -	$ -	$ -	$ -	$ -	$ -
4355	601002127	398.0	$ -	$ -	$ -	$ -	$ -	$ -	$ -	$ -	$ -	$ -	$ -	$ -	$ -	$ -
4356	601002128	391.2	$ -	$ -	$ -	$ -	$ -	$ -	$ -	$ -	$ -	$ -	$ -	$ -	$ -	$ -
4357	601002128	397.0	$ -	$ -	$ -	$ -	$ -	$ -	$ -	$ -	$ -	$ -	$ -	$ -	$ -	$ -
4358	601002128	398.0	$ -	$ -	$ -	$ -	$ -	$ -	$ -	$ -	$ -	$ -	$ -	$ -	$ -	$ -
4359	601002129	391.2	$ -	$ -	$ -	$ -	$ -	$ -	$ -	$ -	$ -	$ -	$ -	$ -	$ -	$ -
4360	601002129	397.0	$ -	$ -	$ -	$ -	$ -	$ -	$ -	$ -	$ -	$ -	$ -	$ -	$ -	$ -
4361	601002129	398.0	$ -	$ -	$ -	$ -	$ -	$ -	$ -	$ -	$ -	$ -	$ -	$ -	$ -	$ -
4362	601002130	391.2	$ -	$ -	$ -	$ -	$ -	$ -	$ -	$ -	$ -	$ -	$ -	$ -	$ -	$ -
4363	601002130	397.0	$ -	$ -	$ -	$ -	$ -	$ -	$ -	$ -	$ -	$ -	$ -	$ -	$ -	$ -
4364	601002130	398.0	$ -	$ -	$ -	$ -	$ -	$ -	$ -	$ -	$ -	$ -	$ -	$ -	$ -	$ -
4365	601002131	391.2	$ -	$ -	$ -	$ -	$ -	$ -	$ -	$ -	$ -	$ -	$ -	$ -	$ -	$ -
4366	601002131	397.0	$ -	$ -	$ -	$ -	$ -	$ -	$ -	$ -	$ -	$ -	$ -	$ -	$ -	$ -
4367	601002131	398.0	$ -	$ -	$ -	$ -	$ -	$ -	$ -	$ -	$ -	$ -	$ -	$ -	$ -	$ -
4368	601002132	391.2	$ -	$ -	$ -	$ -	$ -	$ -	$ -	$ -	$ -	$ -	$ -	$ -	$ -	$ -
4369	601002132	397.0	$ -	$ -	$ -	$ -	$ -	$ -	$ -	$ -	$ -	$ -	$ -	$ -	$ -	$ -
4370	601002132	398.0	$ -	$ -	$ -	$ -	$ -	$ -	$ -	$ -	$ -	$ -	$ -	$ -	$ -	$ -
4371	601002133	391.2	$ -	$ -	$ -	$ -	$ -	$ -	$ -	$ -	$ -	$ -	$ -	$ -	$ -	$ -

Sponsored by NMGC Witness Erik C. Buchanan

NEW MEXICO GAS COMPANY, INC.

Depreciation Activity
Base Period - 12 Months Ending March 31, 2023
Future Test Year - 12 Months Ending September 30, 2025

	A	B	C	D	E	F	G	H	I	J	K	L	M	N	O	P	Q	R
1																		
2			Activity	Activity	Activity	Activity	Activity	Activity	Activity	Activity	Activity	Activity	Activity	Activity	Activity	Activity	Activity	Activity
3	Investment Number / Beginning Balance	FERC Account	4/30/2023	5/31/2023	6/30/2023	7/31/2023	8/31/2023	9/30/2023	10/31/2023	11/30/2023	12/31/2023	1/31/2024	2/29/2024	3/31/2024	4/30/2024	5/31/2024	6/30/2024	7/31/2024
4372	601002133	397.0	$ -	$ -	$ -	$ -	$ -	$ -	$ -	$ -	$ -	$ -	$ -	$ -	$ -	$ -	$ -	$ -
4373	601002133	398.0	$ -	$ -	$ -	$ -	$ -	$ -	$ -	$ -	$ -	$ -	$ -	$ -	$ -	$ -	$ -	$ -
4374	601002134	391.2	$ -	$ -	$ -	$ -	$ -	$ -	$ -	$ -	$ -	$ -	$ -	$ -	$ -	$ -	$ -	$ -
4375	601002134	397.0	$ -	$ -	$ -	$ -	$ -	$ -	$ -	$ -	$ -	$ -	$ -	$ -	$ -	$ -	$ -	$ -
4376	601002134	398.0	$ -	$ -	$ -	$ -	$ -	$ -	$ -	$ -	$ -	$ -	$ -	$ -	$ -	$ -	$ -	$ -
4377	601002135	391.2	$ -	$ -	$ -	$ -	$ -	$ -	$ -	$ -	$ -	$ -	$ -	$ -	$ -	$ -	$ -	$ -
4378	601002135	397.0	$ -	$ -	$ -	$ -	$ -	$ -	$ -	$ -	$ -	$ -	$ -	$ -	$ -	$ -	$ -	$ -
4379	601002135	398.0	$ -	$ -	$ -	$ -	$ -	$ -	$ -	$ -	$ -	$ -	$ -	$ -	$ -	$ -	$ -	$ -
4380	601002136	391.2	$ -	$ -	$ -	$ -	$ -	$ -	$ -	$ -	$ -	$ -	$ -	$ -	$ -	$ -	$ -	$ -
4381	601002136	397.0	$ -	$ -	$ -	$ -	$ -	$ -	$ -	$ -	$ -	$ -	$ -	$ -	$ -	$ -	$ -	$ -
4382	601002136	398.0	$ -	$ -	$ -	$ -	$ -	$ -	$ -	$ -	$ -	$ -	$ -	$ -	$ -	$ -	$ -	$ -
4383	T660002137	367.1	$ -	$ -	$ -	$ -	$ -	$ -	$ -	$ -	$ -	$ -	$ -	$ -	$ -	$ -	$ -	$ -
4384	T660002137	368.0	$ -	$ -	$ -	$ -	$ -	$ -	$ -	$ -	$ -	$ -	$ -	$ -	$ -	$ -	$ -	$ -
4385	T660002137	369.0	$ -	$ -	$ -	$ -	$ -	$ -	$ -	$ -	$ -	$ -	$ -	$ -	$ -	$ -	$ -	$ -
4386	T624002138	367.1	$ -	$ -	$ -	$ -	$ -	$ -	$ -	$ -	$ -	$ -	$ -	$ -	$ -	$ -	$ -	$ -
4387	T624002138	368.0	$ -	$ -	$ -	$ -	$ -	$ -	$ -	$ -	$ -	$ -	$ -	$ -	$ -	$ -	$ -	$ -
4388	T624002138	369.0	$ -	$ -	$ -	$ -	$ -	$ -	$ -	$ -	$ -	$ -	$ -	$ -	$ -	$ -	$ -	$ -
4389	T621002139	367.1	$ -	$ -	$ -	$ -	$ -	$ -	$ -	$ -	$ -	$ -	$ -	$ -	$ -	$ -	$ -	$ -
4390	T621002139	368.0	$ -	$ -	$ -	$ -	$ -	$ -	$ -	$ -	$ -	$ -	$ -	$ -	$ -	$ -	$ -	$ -
4391	T621002139	369.0	$ -	$ -	$ -	$ -	$ -	$ -	$ -	$ -	$ -	$ -	$ -	$ -	$ -	$ -	$ -	$ -
4392	601002140	303.3	$ -	$ -	$ -	$ -	$ -	$ -	$ -	$ -	$ -	$ -	$ -	$ -	$ -	$ -	$ -	$ -
4393	601002141	303.3	$ -	$ -	$ -	$ -	$ -	$ -	$ -	$ -	$ -	$ -	$ -	$ -	$ -	$ -	$ -	$ -
4394	601002142	303.3	$ -	$ -	$ -	$ -	$ -	$ -	$ -	$ -	$ -	$ -	$ -	$ -	$ -	$ -	$ -	$ -
4395	T610002143	368.0	$ -	$ -	$ -	$ -	$ -	$ -	$ -	$ -	$ -	$ -	$ -	$ -	$ -	$ -	$ -	$ -
4396	T610002143	369.0	$ -	$ -	$ -	$ -	$ -	$ -	$ -	$ -	$ -	$ -	$ -	$ -	$ -	$ -	$ -	$ -
4397	601002144	303.3	$ -	$ -	$ -	$ -	$ -	$ -	$ -	$ -	$ -	$ -	$ -	$ -	$ -	$ -	$ -	$ -
4398	601002145	303.3	$ -	$ -	$ -	$ -	$ -	$ -	$ -	$ -	$ -	$ -	$ 347	$ 347	$ 347	$ 347	$ 347	$ 347
4399	601002146	303.3	$ -	$ -	$ -	$ -	$ -	$ -	$ -	$ -	$ -	$ -	$ -	$ -	$ -	$ -	$ -	$ -
4400	601002147	303.3	$ -	$ -	$ -	$ -	$ -	$ -	$ -	$ -	$ -	$ -	$ -	$ -	$ -	$ -	$ -	$ -
4401	601002148	303.3	$ -	$ -	$ -	$ -	$ -	$ -	$ -	$ -	$ -	$ -	$ -	$ -	$ -	$ -	$ -	$ -
4402	601002149	303.3	$ -	$ -	$ -	$ -	$ -	$ -	$ -	$ -	$ -	$ -	$ -	$ -	$ -	$ -	$ -	$ -
4403	601002150	303.3	$ -	$ -	$ -	$ -	$ -	$ -	$ -	$ -	$ -	$ -	$ -	$ -	$ -	$ -	$ -	$ -
4404	633002151	376.1	$ -	$ -	$ -	$ -	$ -	$ -	$ -	$ -	$ -	$ -	$ -	$ -	$ -	$ -	$ 34	$ 34
4405	633002151	376.2	$ -	$ -	$ -	$ -	$ -	$ -	$ -	$ -	$ -	$ -	$ -	$ -	$ -	$ -	$ 227	$ 227
4406	633002151	376.4	$ -	$ -	$ -	$ -	$ -	$ -	$ -	$ -	$ -	$ -	$ -	$ -	$ -	$ -	$ 29	$ 29
4407	633002151	380.0	$ -	$ -	$ -	$ -	$ -	$ -	$ -	$ -	$ -	$ -	$ -	$ -	$ -	$ -	$ 46	$ 46
4408	601002152	303.3	$ -	$ -	$ -	$ -	$ -	$ -	$ -	$ -	$ -	$ -	$ -	$ -	$ -	$ -	$ -	$ -
4409	601002153	303.3	$ -	$ -	$ -	$ -	$ -	$ -	$ -	$ -	$ -	$ -	$ -	$ -	$ -	$ -	$ -	$ -
4410	601002154	303.3	$ -	$ -	$ -	$ -	$ -	$ -	$ -	$ -	$ -	$ -	$ -	$ -	$ -	$ -	$ -	$ -
4411	T680002155	367.1	$ -	$ -	$ -	$ -	$ -	$ -	$ -	$ -	$ -	$ -	$ -	$ -	$ -	$ -	$ -	$ -
4412	T680002155	368.0	$ -	$ -	$ -	$ -	$ -	$ -	$ -	$ -	$ -	$ -	$ -	$ -	$ -	$ -	$ -	$ -
4413	T680002155	369.0	$ -	$ -	$ -	$ -	$ -	$ -	$ -	$ -	$ -	$ -	$ -	$ -	$ -	$ -	$ -	$ -
4414	601002156	303.3	$ -	$ -	$ -	$ -	$ -	$ -	$ -	$ -	$ -	$ -	$ -	$ -	$ -	$ -	$ -	$ -
4415	601002157	303.3	$ -	$ -	$ -	$ -	$ -	$ -	$ -	$ -	$ -	$ -	$ -	$ -	$ -	$ -	$ -	$ -
4416	601002158	303.3	$ -	$ -	$ -	$ -	$ -	$ -	$ -	$ -	$ -	$ -	$ -	$ -	$ -	$ -	$ -	$ -
4417	601002159	303.3	$ -	$ -	$ -	$ -	$ -	$ -	$ -	$ -	$ -	$ -	$ -	$ -	$ -	$ -	$ -	$ -
4418	601002160	303.3	$ -	$ -	$ -	$ -	$ -	$ -	$ -	$ -	$ -	$ -	$ -	$ -	$ -	$ -	$ -	$ -
4419	601002161	303.3	$ -	$ -	$ -	$ -	$ -	$ -	$ -	$ -	$ -	$ -	$ -	$ -	$ -	$ -	$ -	$ -
4420	601002162	303.3	$ -	$ -	$ -	$ -	$ -	$ -	$ -	$ -	$ -	$ -	$ -	$ -	$ -	$ -	$ -	$ -
4421	601002163	303.3	$ -	$ -	$ -	$ -	$ -	$ -	$ -	$ -	$ -	$ -	$ -	$ -	$ -	$ -	$ -	$ -
4422	601002164	303.3	$ -	$ -	$ -	$ -	$ -	$ -	$ -	$ -	$ -	$ -	$ -	$ -	$ -	$ -	$ -	$ -
4423	601002165	303.3	$ -	$ -	$ -	$ -	$ -	$ -	$ -	$ -	$ -	$ -	$ -	$ -	$ -	$ -	$ -	$ -

Sponsored by NMGC Witness Erik C. Buchanan

NEW MEXICO GAS COMPANY, INC.

Depreciation Activity
Base Period - 12 Months Ending March 31, 2023
Future Test Year - 12 Months Ending September 30, 2025

	A	B	S	T	U	V	W	X	Y	Z	AA	AB	AC	AD	AE	AF
1																
2			Activity	Activity	Activity	Activity	Activity	Activity	Activity	Activity	Activity	Activity	Activity	Activity	Activity	Activity
3	Investment Number / Beginning Balance	FERC Account	8/31/2024	9/30/2024	10/31/2024	11/30/2024	12/31/2024	1/31/2025	2/28/2025	3/31/2025	4/30/2025	5/31/2025	6/30/2025	7/31/2025	8/31/2025	9/30/2025
4372	601002133	397.0	$ -	$ -	$ -	$ -	$ -	$ -	$ -	$ -	$ -	$ -	$ -	$ -	$ -	$ -
4373	601002133	398.0	$ -	$ -	$ -	$ -	$ -	$ -	$ -	$ -	$ -	$ -	$ -	$ -	$ -	$ -
4374	601002134	391.2	$ -	$ -	$ -	$ -	$ -	$ -	$ -	$ -	$ -	$ -	$ -	$ -	$ -	$ -
4375	601002134	397.0	$ -	$ -	$ -	$ -	$ -	$ -	$ -	$ -	$ -	$ -	$ -	$ -	$ -	$ -
4376	601002134	398.0	$ -	$ -	$ -	$ -	$ -	$ -	$ -	$ -	$ -	$ -	$ -	$ -	$ -	$ -
4377	601002135	391.2	$ -	$ -	$ -	$ -	$ -	$ -	$ -	$ -	$ -	$ -	$ -	$ -	$ -	$ -
4378	601002135	397.0	$ -	$ -	$ -	$ -	$ -	$ -	$ -	$ -	$ -	$ -	$ -	$ -	$ -	$ -
4379	601002135	398.0	$ -	$ -	$ -	$ -	$ -	$ -	$ -	$ -	$ -	$ -	$ -	$ -	$ -	$ -
4380	601002136	391.2	$ -	$ -	$ -	$ -	$ -	$ -	$ -	$ -	$ -	$ -	$ -	$ -	$ -	$ -
4381	601002136	397.0	$ -	$ -	$ -	$ -	$ -	$ -	$ -	$ -	$ -	$ -	$ -	$ -	$ -	$ -
4382	601002136	398.0	$ -	$ -	$ -	$ -	$ -	$ -	$ -	$ -	$ -	$ -	$ -	$ -	$ -	$ -
4383	T660002137	367.1	$ -	$ -	$ -	$ -	$ -	$ -	$ -	$ -	$ -	$ -	$ -	$ -	$ -	$ -
4384	T660002137	368.0	$ -	$ -	$ -	$ -	$ -	$ -	$ -	$ -	$ -	$ -	$ -	$ -	$ -	$ -
4385	T660002137	369.0	$ -	$ -	$ -	$ -	$ -	$ -	$ -	$ -	$ -	$ -	$ -	$ -	$ -	$ -
4386	T624002138	367.1	$ -	$ -	$ -	$ -	$ -	$ -	$ -	$ -	$ -	$ -	$ -	$ -	$ -	$ 387
4387	T624002138	368.0	$ -	$ -	$ -	$ -	$ -	$ -	$ -	$ -	$ -	$ -	$ -	$ -	$ -	$ 74
4388	T624002138	369.0	$ -	$ -	$ -	$ -	$ -	$ -	$ -	$ -	$ -	$ -	$ -	$ -	$ -	$ 153
4389	T621002139	367.1	$ -	$ -	$ -	$ -	$ -	$ -	$ -	$ -	$ -	$ -	$ -	$ -	$ -	$ -
4390	T621002139	368.0	$ -	$ -	$ -	$ -	$ -	$ -	$ -	$ -	$ -	$ -	$ -	$ -	$ -	$ -
4391	T621002139	369.0	$ -	$ -	$ -	$ -	$ -	$ -	$ -	$ -	$ -	$ -	$ -	$ -	$ -	$ -
4392	601002140	303.3	$ -	$ -	$ -	$ -	$ -	$ -	$ -	$ -	$ -	$ -	$ -	$ -	$ -	$ -
4393	601002141	303.3	$ -	$ -	$ -	$ -	$ -	$ -	$ -	$ -	$ -	$ -	$ -	$ -	$ -	$ -
4394	601002142	303.3	$ -	$ -	$ -	$ -	$ -	$ -	$ 296	$ 296	$ 296	$ 296	$ 296	$ 296	$ 296	$ 296
4395	T610002143	368.0	$ -	$ -	$ -	$ -	$ -	$ -	$ -	$ -	$ -	$ -	$ -	$ -	$ -	$ -
4396	T610002143	369.0	$ -	$ -	$ -	$ -	$ -	$ -	$ -	$ -	$ -	$ -	$ -	$ -	$ -	$ -
4397	601002144	303.3	$ -	$ -	$ -	$ -	$ -	$ -	$ -	$ -	$ -	$ -	$ -	$ -	$ -	$ -
4398	601002145	303.3	$ 347	$ 347	$ 347	$ 347	$ 347	$ 347	$ 347	$ 347	$ 347	$ 347	$ 347	$ 347	$ 347	$ 347
4399	601002146	303.3	$ -	$ -	$ -	$ -	$ -	$ -	$ -	$ -	$ -	$ -	$ -	$ -	$ -	$ -
4400	601002147	303.3	$ -	$ -	$ -	$ -	$ -	$ -	$ -	$ -	$ -	$ -	$ -	$ -	$ -	$ -
4401	601002148	303.3	$ -	$ -	$ -	$ -	$ -	$ -	$ -	$ -	$ -	$ -	$ -	$ -	$ -	$ -
4402	601002149	303.3	$ -	$ -	$ -	$ -	$ -	$ -	$ -	$ -	$ -	$ -	$ -	$ -	$ -	$ -
4403	601002150	303.3	$ -	$ -	$ -	$ -	$ -	$ -	$ -	$ -	$ -	$ -	$ -	$ -	$ -	$ -
4404	633002151	376.1	$ 34	$ 34	$ 34	$ 34	$ 34	$ 34	$ 34	$ 34	$ 34	$ 34	$ 34	$ 34	$ 34	$ 34
4405	633002151	376.2	$ 227	$ 227	$ 227	$ 227	$ 227	$ 227	$ 227	$ 227	$ 227	$ 227	$ 227	$ 227	$ 227	$ 227
4406	633002151	376.4	$ 29	$ 29	$ 29	$ 29	$ 29	$ 29	$ 29	$ 29	$ 29	$ 29	$ 29	$ 29	$ 29	$ 29
4407	633002151	380.0	$ 46	$ 46	$ 46	$ 46	$ 46	$ 46	$ 46	$ 46	$ 46	$ 46	$ 46	$ 46	$ 46	$ 46
4408	601002152	303.3	$ -	$ -	$ -	$ -	$ -	$ -	$ 1,138	$ 1,138	$ 1,138	$ 1,138	$ 1,138	$ 1,138	$ 1,138	$ 1,138
4409	601002153	303.3	$ -	$ -	$ -	$ -	$ -	$ -	$ -	$ -	$ -	$ -	$ -	$ -	$ -	$ -
4410	601002154	303.3	$ -	$ -	$ -	$ -	$ -	$ -	$ -	$ -	$ -	$ -	$ -	$ -	$ -	$ -
4411	T680002155	367.1	$ -	$ -	$ -	$ -	$ -	$ -	$ -	$ -	$ -	$ -	$ -	$ -	$ -	$ -
4412	T680002155	368.0	$ -	$ -	$ -	$ -	$ -	$ -	$ -	$ -	$ -	$ -	$ -	$ -	$ -	$ -
4413	T680002155	369.0	$ -	$ -	$ -	$ -	$ -	$ -	$ -	$ -	$ -	$ -	$ -	$ -	$ -	$ -
4414	601002156	303.3	$ -	$ -	$ -	$ -	$ -	$ -	$ -	$ -	$ -	$ -	$ -	$ -	$ -	$ -
4415	601002157	303.3	$ -	$ -	$ -	$ -	$ -	$ -	$ 3,414	$ 3,414	$ 3,414	$ 3,414	$ 3,414	$ 3,414	$ 3,414	$ 3,414
4416	601002158	303.3	$ -	$ -	$ -	$ -	$ -	$ -	$ -	$ -	$ -	$ -	$ -	$ -	$ -	$ -
4417	601002159	303.3	$ -	$ -	$ -	$ -	$ -	$ -	$ -	$ -	$ -	$ -	$ -	$ -	$ -	$ -
4418	601002160	303.3	$ -	$ -	$ -	$ -	$ -	$ -	$ -	$ -	$ -	$ -	$ -	$ -	$ -	$ -
4419	601002161	303.3	$ -	$ -	$ -	$ -	$ -	$ -	$ 569	$ 569	$ 569	$ 569	$ 569	$ 569	$ 569	$ 569
4420	601002162	303.3	$ -	$ -	$ -	$ -	$ -	$ -	$ -	$ -	$ -	$ -	$ -	$ -	$ -	$ -
4421	601002163	303.3	$ -	$ -	$ -	$ -	$ -	$ -	$ -	$ -	$ -	$ -	$ -	$ -	$ -	$ -
4422	601002164	303.3	$ -	$ -	$ -	$ -	$ -	$ -	$ -	$ -	$ -	$ -	$ -	$ -	$ -	$ -
4423	601002165	303.3	$ -	$ -	$ -	$ -	$ -	$ -	$ -	$ -	$ -	$ -	$ -	$ -	$ -	$ -

NEW MEXICO GAS COMPANY, INC.

Depreciation Activity
Base Period - 12 Months Ending March 31, 2023
Future Test Year - 12 Months Ending September 30, 2025

	A	B	C	D	E	F	G	H	I	J	K	L	M	N	O	P	Q	R
1																		
2			Activity	Activity	Activity	Activity	Activity	Activity	Activity	Activity	Activity	Activity	Activity	Activity	Activity	Activity	Activity	Activity
3	Investment Number / Beginning Balance	FERC Account	4/30/2023	5/31/2023	6/30/2023	7/31/2023	8/31/2023	9/30/2023	10/31/2023	11/30/2023	12/31/2023	1/31/2024	2/29/2024	3/31/2024	4/30/2024	5/31/2024	6/30/2024	7/31/2024
4424	601002166	303.3	$ -	$ -	$ -	$ -	$ -	$ -	$ -	$ -	$ -	$ -	$ -	$ -	$ -	$ -	$ -	$ -
4425	601002167	303.3	$ -	$ -	$ -	$ -	$ -	$ -	$ -	$ -	$ -	$ -	$ -	$ -	$ -	$ -	$ -	$ -
4426	684002168	376.1	$ -	$ -	$ -	$ -	$ -	$ -	$ -	$ -	$ -	$ -	$ -	$ -	$ -	$ -	$ -	$ -
4427	684002168	376.2	$ -	$ -	$ -	$ -	$ -	$ -	$ -	$ -	$ -	$ -	$ -	$ -	$ -	$ -	$ -	$ -
4428	684002168	376.4	$ -	$ -	$ -	$ -	$ -	$ -	$ -	$ -	$ -	$ -	$ -	$ -	$ -	$ -	$ -	$ -
4429	624002169	376.1	$ -	$ -	$ -	$ -	$ -	$ -	$ -	$ -	$ -	$ -	$ -	$ -	$ -	$ -	$ -	$ -
4430	624002169	376.2	$ -	$ -	$ -	$ -	$ -	$ -	$ -	$ -	$ -	$ -	$ -	$ -	$ -	$ -	$ -	$ -
4431	624002169	376.4	$ -	$ -	$ -	$ -	$ -	$ -	$ -	$ -	$ -	$ -	$ -	$ -	$ -	$ -	$ -	$ -
4432	601002170	303.3	$ -	$ -	$ -	$ -	$ -	$ -	$ -	$ -	$ -	$ -	$ 139	$ 139	$ 139	$ 139	$ 139	$ 139
4433	601002171	303.3	$ -	$ -	$ -	$ -	$ -	$ -	$ -	$ -	$ -	$ -	$ 284	$ 284	$ 284	$ 284	$ 284	$ 284
4434	601002172	303.3	$ -	$ -	$ -	$ -	$ -	$ -	$ -	$ -	$ -	$ -	$ -	$ -	$ -	$ -	$ -	$ -
4435	601002174	303.3	$ -	$ -	$ -	$ -	$ -	$ -	$ -	$ -	$ -	$ -	$ -	$ -	$ -	$ -	$ -	$ -
4436	T601002175	367.1	$ -	$ -	$ -	$ -	$ -	$ -	$ -	$ -	$ -	$ -	$ -	$ -	$ -	$ -	$ -	$ -
4437	T601002175	368.0	$ -	$ -	$ -	$ -	$ -	$ -	$ -	$ -	$ -	$ -	$ -	$ -	$ -	$ -	$ -	$ -
4438	T601002175	369.0	$ -	$ -	$ -	$ -	$ -	$ -	$ -	$ -	$ -	$ -	$ -	$ -	$ -	$ -	$ -	$ -
4439	601002176	303.3	$ -	$ -	$ -	$ -	$ -	$ -	$ -	$ -	$ -	$ -	$ -	$ -	$ -	$ -	$ -	$ -
4440	601002177	303.3	$ -	$ -	$ -	$ -	$ -	$ -	$ -	$ -	$ -	$ -	$ -	$ -	$ -	$ -	$ -	$ -
4441	601002178	303.3	$ -	$ -	$ -	$ -	$ -	$ -	$ -	$ -	$ -	$ -	$ -	$ -	$ -	$ -	$ -	$ -
4442	601002179	303.3	$ -	$ -	$ -	$ -	$ -	$ -	$ -	$ -	$ -	$ -	$ -	$ -	$ -	$ -	$ -	$ -
4443	611002180	376.1	$ -	$ -	$ -	$ -	$ -	$ -	$ -	$ -	$ -	$ -	$ -	$ -	$ -	$ -	$ -	$ -
4444	611002180	376.2	$ -	$ -	$ -	$ -	$ -	$ -	$ -	$ -	$ -	$ -	$ -	$ -	$ -	$ -	$ -	$ -
4445	611002180	376.4	$ -	$ -	$ -	$ -	$ -	$ -	$ -	$ -	$ -	$ -	$ -	$ -	$ -	$ -	$ -	$ -
4446	611002180	380.0	$ -	$ -	$ -	$ -	$ -	$ -	$ -	$ -	$ -	$ -	$ -	$ -	$ -	$ -	$ -	$ -
4447	627002181	376.1	$ -	$ -	$ -	$ -	$ -	$ -	$ -	$ -	$ -	$ -	$ -	$ -	$ -	$ -	$ -	$ -
4448	627002181	376.2	$ -	$ -	$ -	$ -	$ -	$ -	$ -	$ -	$ -	$ -	$ -	$ -	$ -	$ -	$ -	$ -
4449	627002181	376.4	$ -	$ -	$ -	$ -	$ -	$ -	$ -	$ -	$ -	$ -	$ -	$ -	$ -	$ -	$ -	$ -
4450	627002181	380.0	$ -	$ -	$ -	$ -	$ -	$ -	$ -	$ -	$ -	$ -	$ -	$ -	$ -	$ -	$ -	$ -
4451	T624002182	367.1	$ -	$ -	$ -	$ -	$ -	$ -	$ -	$ -	$ -	$ -	$ -	$ -	$ -	$ -	$ -	$ -
4452	T624002182	368.0	$ -	$ -	$ -	$ -	$ -	$ -	$ -	$ -	$ -	$ -	$ -	$ -	$ -	$ -	$ -	$ -
4453	T624002182	369.0	$ -	$ -	$ -	$ -	$ -	$ -	$ -	$ -	$ -	$ -	$ -	$ -	$ -	$ -	$ -	$ -
4454	601002183	303.3	$ -	$ -	$ -	$ -	$ -	$ -	$ -	$ -	$ -	$ -	$ -	$ -	$ -	$ -	$ -	$ -
4455	601002184	303.3	$ -	$ -	$ -	$ -	$ -	$ -	$ -	$ -	$ -	$ -	$ -	$ -	$ -	$ -	$ -	$ -
4456	601002185	303.3	$ -	$ -	$ -	$ -	$ -	$ -	$ -	$ -	$ -	$ -	$ -	$ -	$ -	$ -	$ -	$ -
4457	601002186	303.3	$ -	$ -	$ -	$ -	$ -	$ -	$ -	$ -	$ -	$ -	$ -	$ -	$ -	$ -	$ -	$ -
4458	611002187	376.1	$ -	$ -	$ -	$ -	$ -	$ -	$ -	$ -	$ -	$ -	$ -	$ -	$ -	$ -	$ -	$ -
4459	611002187	376.2	$ -	$ -	$ -	$ -	$ -	$ -	$ -	$ -	$ -	$ -	$ -	$ -	$ -	$ -	$ -	$ -
4460	611002187	376.4	$ -	$ -	$ -	$ -	$ -	$ -	$ -	$ -	$ -	$ -	$ -	$ -	$ -	$ -	$ -	$ -
4461	611002187	380.0	$ -	$ -	$ -	$ -	$ -	$ -	$ -	$ -	$ -	$ -	$ -	$ -	$ -	$ -	$ -	$ -
4462	601002188	303.3	$ -	$ -	$ -	$ -	$ -	$ -	$ -	$ -	$ -	$ -	$ -	$ -	$ -	$ -	$ -	$ -
4463	601002189	303.3	$ -	$ -	$ -	$ -	$ -	$ -	$ -	$ -	$ -	$ -	$ -	$ -	$ -	$ -	$ -	$ -
4464	601002190	303.3	$ -	$ -	$ -	$ -	$ -	$ -	$ -	$ -	$ -	$ -	$ -	$ -	$ -	$ -	$ -	$ -
4465	601002191	303.3	$ -	$ -	$ -	$ -	$ -	$ -	$ -	$ -	$ -	$ -	$ -	$ -	$ -	$ -	$ -	$ -
4466	601002192	303.3	$ -	$ -	$ -	$ -	$ -	$ -	$ -	$ -	$ -	$ -	$ -	$ -	$ -	$ -	$ -	$ -
4467	601002193	303.3	$ -	$ -	$ -	$ -	$ -	$ -	$ -	$ -	$ -	$ -	$ -	$ -	$ -	$ -	$ -	$ -
4468	601002194	303.3	$ -	$ -	$ -	$ -	$ -	$ -	$ -	$ -	$ -	$ -	$ -	$ -	$ -	$ -	$ -	$ -
4469	T624002195	367.1	$ -	$ -	$ -	$ -	$ -	$ -	$ -	$ -	$ -	$ -	$ -	$ -	$ -	$ -	$ -	$ -
4470	T624002195	368.0	$ -	$ -	$ -	$ -	$ -	$ -	$ -	$ -	$ -	$ -	$ -	$ -	$ -	$ -	$ -	$ -
4471	T624002195	369.0	$ -	$ -	$ -	$ -	$ -	$ -	$ -	$ -	$ -	$ -	$ -	$ -	$ -	$ -	$ -	$ -
4472	T680002196	367.1	$ -	$ -	$ -	$ -	$ -	$ -	$ -	$ -	$ -	$ -	$ -	$ -	$ -	$ -	$ -	$ -
4473	T680002196	368.0	$ -	$ -	$ -	$ -	$ -	$ -	$ -	$ -	$ -	$ -	$ -	$ -	$ -	$ -	$ -	$ -
4474	T680002196	369.0	$ -	$ -	$ -	$ -	$ -	$ -	$ -	$ -	$ -	$ -	$ -	$ -	$ -	$ -	$ -	$ -
4475	T610002197	368.0	$ -	$ -	$ -	$ -	$ -	$ -	$ -	$ -	$ -	$ -	$ -	$ -	$ -	$ -	$ -	$ -

Sponsored by NMGC Witness Erik C. Buchanan

NEW MEXICO GAS COMPANY, INC.

Depreciation Activity
Base Period - 12 Months Ending March 31, 2023
Future Test Year - 12 Months Ending September 30, 2025

	A	B	S	T	U	V	W	X	Y	Z	AA	AB	AC	AD	AE	AF
1																
2			Activity	Activity	Activity	Activity	Activity	Activity	Activity	Activity	Activity	Activity	Activity	Activity	Activity	Activity
3	Investment Number / Beginning Balance	FERC Account	8/31/2024	9/30/2024	10/31/2024	11/30/2024	12/31/2024	1/31/2025	2/28/2025	3/31/2025	4/30/2025	5/31/2025	6/30/2025	7/31/2025	8/31/2025	9/30/2025
4424	601002166	303.3	$ -	$ -	$ -	$ -	$ -	$ -	$ -	$ -	$ -	$ -	$ -	$ -	$ -	$ -
4425	601002167	303.3	$ -	$ -	$ -	$ -	$ -	$ -	$ -	$ -	$ -	$ -	$ -	$ -	$ -	$ -
4426	684002168	376.1	$ -	$ -	$ -	$ -	$ -	$ -	$ -	$ -	$ -	$ -	$ -	$ -	$ -	$ -
4427	684002168	376.2	$ -	$ -	$ -	$ -	$ -	$ -	$ -	$ -	$ -	$ -	$ -	$ -	$ -	$ -
4428	684002168	376.4	$ -	$ -	$ -	$ -	$ -	$ -	$ -	$ -	$ -	$ -	$ -	$ -	$ -	$ -
4429	624002169	376.1	$ -	$ -	$ 307	$ 307	$ 307	$ 307	$ 307	$ 307	$ 307	$ 307	$ 307	$ 307	$ 307	$ 307
4430	624002169	376.2	$ -	$ -	$ 230	$ 230	$ 230	$ 230	$ 230	$ 230	$ 230	$ 230	$ 230	$ 230	$ 230	$ 230
4431	624002169	376.4	$ -	$ -	$ 233	$ 233	$ 233	$ 233	$ 233	$ 233	$ 233	$ 233	$ 233	$ 233	$ 233	$ 233
4432	601002170	303.3	$ 139	$ 139	$ 139	$ 139	$ 139	$ 139	$ 139	$ 139	$ 139	$ 139	$ 139	$ 139	$ 139	$ 139
4433	601002171	303.3	$ 284	$ 284	$ 284	$ 284	$ 284	$ 284	$ 284	$ 284	$ 284	$ 284	$ 284	$ 284	$ 284	$ 284
4434	601002172	303.3	$ -	$ -	$ -	$ -	$ -	$ -	$ -	$ -	$ -	$ -	$ -	$ -	$ -	$ -
4435	601002174	303.3	$ -	$ -	$ -	$ -	$ -	$ -	$ 219	$ 219	$ 219	$ 219	$ 219	$ 219	$ 219	$ 219
4436	T601002175	367.1	$ -	$ -	$ -	$ -	$ -	$ -	$ -	$ -	$ -	$ -	$ -	$ -	$ -	$ -
4437	T601002175	368.0	$ -	$ -	$ -	$ -	$ -	$ -	$ -	$ -	$ -	$ -	$ -	$ -	$ -	$ -
4438	T601002175	369.0	$ -	$ -	$ -	$ -	$ -	$ -	$ -	$ -	$ -	$ -	$ -	$ -	$ -	$ -
4439	601002176	303.3	$ -	$ -	$ -	$ -	$ -	$ -	$ -	$ -	$ -	$ -	$ -	$ -	$ -	$ -
4440	601002177	303.3	$ -	$ -	$ -	$ -	$ -	$ -	$ -	$ -	$ -	$ -	$ -	$ -	$ -	$ -
4441	601002178	303.3	$ -	$ -	$ -	$ -	$ -	$ -	$ -	$ -	$ -	$ -	$ -	$ -	$ -	$ -
4442	601002179	303.3	$ -	$ -	$ -	$ -	$ -	$ -	$ -	$ -	$ -	$ -	$ -	$ -	$ -	$ -
4443	611002180	376.1	$ -	$ -	$ -	$ -	$ -	$ -	$ -	$ -	$ -	$ -	$ -	$ -	$ -	$ -
4444	611002180	376.2	$ -	$ -	$ -	$ -	$ -	$ -	$ -	$ -	$ -	$ -	$ -	$ -	$ -	$ -
4445	611002180	376.4	$ -	$ -	$ -	$ -	$ -	$ -	$ -	$ -	$ -	$ -	$ -	$ -	$ -	$ -
4446	611002180	380.0	$ -	$ -	$ -	$ -	$ -	$ -	$ -	$ -	$ -	$ -	$ -	$ -	$ -	$ -
4447	627002181	376.1	$ -	$ -	$ -	$ -	$ -	$ -	$ -	$ -	$ -	$ -	$ -	$ -	$ -	$ -
4448	627002181	376.2	$ -	$ -	$ -	$ -	$ -	$ -	$ -	$ -	$ -	$ -	$ -	$ -	$ -	$ -
4449	627002181	376.4	$ -	$ -	$ -	$ -	$ -	$ -	$ -	$ -	$ -	$ -	$ -	$ -	$ -	$ -
4450	627002181	380.0	$ -	$ -	$ -	$ -	$ -	$ -	$ -	$ -	$ -	$ -	$ -	$ -	$ -	$ -
4451	T624002182	367.1	$ -	$ -	$ -	$ -	$ -	$ -	$ -	$ -	$ -	$ -	$ -	$ -	$ -	$ -
4452	T624002182	368.0	$ -	$ -	$ -	$ -	$ -	$ -	$ -	$ -	$ -	$ -	$ -	$ -	$ -	$ -
4453	T624002182	369.0	$ -	$ -	$ -	$ -	$ -	$ -	$ -	$ -	$ -	$ -	$ -	$ -	$ -	$ -
4454	601002183	303.3	$ -	$ -	$ -	$ -	$ -	$ -	$ 142	$ 142	$ 142	$ 142	$ 142	$ 142	$ 142	$ 142
4455	601002184	303.3	$ -	$ -	$ -	$ -	$ -	$ -	$ -	$ -	$ -	$ -	$ -	$ -	$ -	$ -
4456	601002185	303.3	$ -	$ -	$ -	$ -	$ -	$ -	$ -	$ -	$ -	$ -	$ -	$ -	$ -	$ -
4457	601002186	303.3	$ -	$ -	$ -	$ -	$ -	$ -	$ -	$ -	$ -	$ -	$ -	$ -	$ -	$ -
4458	611002187	376.1	$ -	$ -	$ -	$ -	$ -	$ -	$ -	$ -	$ -	$ -	$ -	$ -	$ -	$ -
4459	611002187	376.2	$ -	$ -	$ -	$ -	$ -	$ -	$ -	$ -	$ -	$ -	$ -	$ -	$ -	$ -
4460	611002187	376.4	$ -	$ -	$ -	$ -	$ -	$ -	$ -	$ -	$ -	$ -	$ -	$ -	$ -	$ -
4461	611002187	380.0	$ -	$ -	$ -	$ -	$ -	$ -	$ -	$ -	$ -	$ -	$ -	$ -	$ -	$ -
4462	601002188	303.3	$ -	$ -	$ -	$ -	$ -	$ -	$ 142	$ 142	$ 142	$ 142	$ 142	$ 142	$ 142	$ 142
4463	601002189	303.3	$ -	$ -	$ -	$ -	$ -	$ -	$ -	$ -	$ -	$ -	$ -	$ -	$ -	$ -
4464	601002190	303.3	$ -	$ -	$ -	$ -	$ -	$ -	$ -	$ -	$ -	$ -	$ -	$ -	$ -	$ -
4465	601002191	303.3	$ -	$ -	$ -	$ -	$ -	$ -	$ -	$ -	$ -	$ -	$ -	$ -	$ -	$ -
4466	601002192	303.3	$ -	$ -	$ -	$ -	$ -	$ -	$ 341	$ 341	$ 341	$ 341	$ 341	$ 341	$ 341	$ 341
4467	601002193	303.3	$ -	$ -	$ -	$ -	$ -	$ -	$ 256	$ 256	$ 256	$ 256	$ 256	$ 256	$ 256	$ 256
4468	601002194	303.3	$ -	$ -	$ -	$ -	$ -	$ -	$ 159	$ 159	$ 159	$ 159	$ 159	$ 159	$ 159	$ 159
4469	T624002195	367.1	$ -	$ -	$ -	$ -	$ -	$ -	$ -	$ -	$ -	$ -	$ -	$ -	$ -	$ -
4470	T624002195	368.0	$ -	$ -	$ -	$ -	$ -	$ -	$ -	$ -	$ -	$ -	$ -	$ -	$ -	$ -
4471	T624002195	369.0	$ -	$ -	$ -	$ -	$ -	$ -	$ -	$ -	$ -	$ -	$ -	$ -	$ -	$ -
4472	T680002196	367.1	$ -	$ -	$ -	$ -	$ -	$ -	$ -	$ -	$ -	$ -	$ -	$ -	$ -	$ -
4473	T680002196	368.0	$ -	$ -	$ -	$ -	$ -	$ -	$ -	$ -	$ -	$ -	$ -	$ -	$ -	$ -
4474	T680002196	369.0	$ -	$ -	$ -	$ -	$ -	$ -	$ -	$ -	$ -	$ -	$ -	$ -	$ -	$ -
4475	T610002197	368.0	$ -	$ -	$ -	$ -	$ -	$ -	$ -	$ -	$ -	$ -	$ -	$ -	$ -	$ -

Sponsored by NMGC Witness Erik C. Buchanan

NEW MEXICO GAS COMPANY, INC.

Depreciation Activity
Base Period - 12 Months Ending March 31, 2023
Future Test Year - 12 Months Ending September 30, 2025

	A	B	C	D	E	F	G	H	I	J	K	L	M	N	O	P	Q	R
1																		
2			Activity	Activity	Activity	Activity	Activity	Activity	Activity	Activity	Activity	Activity	Activity	Activity	Activity	Activity	Activity	Activity
3	Investment Number / Beginning Balance	FERC Account	4/30/2023	5/31/2023	6/30/2023	7/31/2023	8/31/2023	9/30/2023	10/31/2023	11/30/2023	12/31/2023	1/31/2024	2/29/2024	3/31/2024	4/30/2024	5/31/2024	6/30/2024	7/31/2024
4476	T610002197	369.0	$ -	$ -	$ -	$ -	$ -	$ -	$ -	$ -	$ -	$ -	$ -	$ -	$ -	$ -	$ -	$ -
4477	611002198	376.1	$ -	$ -	$ -	$ -	$ -	$ -	$ -	$ -	$ -	$ -	$ -	$ -	$ -	$ -	$ -	$ -
4478	611002198	376.2	$ -	$ -	$ -	$ -	$ -	$ -	$ -	$ -	$ -	$ -	$ -	$ -	$ -	$ -	$ -	$ -
4479	611002198	376.4	$ -	$ -	$ -	$ -	$ -	$ -	$ -	$ -	$ -	$ -	$ -	$ -	$ -	$ -	$ -	$ -
4480	611002198	380.0	$ -	$ -	$ -	$ -	$ -	$ -	$ -	$ -	$ -	$ -	$ -	$ -	$ -	$ -	$ -	$ -
4481	610002199	376.1	$ -	$ -	$ -	$ -	$ -	$ -	$ -	$ -	$ -	$ -	$ -	$ -	$ -	$ -	$ -	$ -
4482	610002199	376.2	$ -	$ -	$ -	$ -	$ -	$ -	$ -	$ -	$ -	$ -	$ -	$ -	$ -	$ -	$ -	$ -
4483	610002199	376.4	$ -	$ -	$ -	$ -	$ -	$ -	$ -	$ -	$ -	$ -	$ -	$ -	$ -	$ -	$ -	$ -
4484	610002199	380.0	$ -	$ -	$ -	$ -	$ -	$ -	$ -	$ -	$ -	$ -	$ -	$ -	$ -	$ -	$ -	$ -
4485	T610002200	368.0	$ -	$ -	$ -	$ -	$ -	$ -	$ -	$ -	$ -	$ -	$ -	$ -	$ -	$ -	$ -	$ -
4486	T610002200	369.0	$ -	$ -	$ -	$ -	$ -	$ -	$ -	$ -	$ -	$ -	$ -	$ -	$ -	$ -	$ -	$ -
4487	T610002201	368.0	$ -	$ -	$ -	$ -	$ -	$ -	$ -	$ -	$ -	$ -	$ -	$ -	$ -	$ -	$ -	$ -
4488	T610002201	369.0	$ -	$ -	$ -	$ -	$ -	$ -	$ -	$ -	$ -	$ -	$ -	$ -	$ -	$ -	$ -	$ -
4489	610002202	376.1	$ -	$ -	$ -	$ -	$ -	$ -	$ -	$ -	$ -	$ -	$ -	$ -	$ -	$ -	$ -	$ -
4490	610002202	376.2	$ -	$ -	$ -	$ -	$ -	$ -	$ -	$ -	$ -	$ -	$ -	$ -	$ -	$ -	$ -	$ -
4491	610002202	376.4	$ -	$ -	$ -	$ -	$ -	$ -	$ -	$ -	$ -	$ -	$ -	$ -	$ -	$ -	$ -	$ -
4492	610002202	380.0	$ -	$ -	$ -	$ -	$ -	$ -	$ -	$ -	$ -	$ -	$ -	$ -	$ -	$ -	$ -	$ -
4493	610002203	376.1	$ -	$ -	$ -	$ -	$ -	$ -	$ -	$ -	$ -	$ -	$ -	$ -	$ -	$ -	$ -	$ -
4494	610002203	376.2	$ -	$ -	$ -	$ -	$ -	$ -	$ -	$ -	$ -	$ -	$ -	$ -	$ -	$ -	$ -	$ -
4495	610002203	376.4	$ -	$ -	$ -	$ -	$ -	$ -	$ -	$ -	$ -	$ -	$ -	$ -	$ -	$ -	$ -	$ -
4496	610002203	380.0	$ -	$ -	$ -	$ -	$ -	$ -	$ -	$ -	$ -	$ -	$ -	$ -	$ -	$ -	$ -	$ -
4497	T680002204	367.1	$ -	$ -	$ -	$ -	$ -	$ -	$ -	$ -	$ -	$ -	$ -	$ -	$ -	$ -	$ -	$ -
4498	T680002204	368.0	$ -	$ -	$ -	$ -	$ -	$ -	$ -	$ -	$ -	$ -	$ -	$ -	$ -	$ -	$ -	$ -
4499	T680002204	369.0	$ -	$ -	$ -	$ -	$ -	$ -	$ -	$ -	$ -	$ -	$ -	$ -	$ -	$ -	$ -	$ -
4500	610002205	376.1	$ -	$ -	$ -	$ -	$ -	$ -	$ -	$ -	$ -	$ -	$ -	$ -	$ -	$ -	$ -	$ -
4501	610002205	376.2	$ -	$ -	$ -	$ -	$ -	$ -	$ -	$ -	$ -	$ -	$ -	$ -	$ -	$ -	$ -	$ -
4502	610002205	376.4	$ -	$ -	$ -	$ -	$ -	$ -	$ -	$ -	$ -	$ -	$ -	$ -	$ -	$ -	$ -	$ -
4503	610002205	380.0	$ -	$ -	$ -	$ -	$ -	$ -	$ -	$ -	$ -	$ -	$ -	$ -	$ -	$ -	$ -	$ -
4504	620002206	367.1	$ -	$ -	$ -	$ -	$ -	$ -	$ -	$ -	$ -	$ -	$ -	$ -	$ -	$ -	$ -	$ -
4505	620002206	368.0	$ -	$ -	$ -	$ -	$ -	$ -	$ -	$ -	$ -	$ -	$ -	$ -	$ -	$ -	$ -	$ -
4506	620002206	369.0	$ -	$ -	$ -	$ -	$ -	$ -	$ -	$ -	$ -	$ -	$ -	$ -	$ -	$ -	$ -	$ -
4507	T610002207	367.1	$ -	$ -	$ -	$ -	$ -	$ -	$ -	$ -	$ -	$ -	$ -	$ -	$ -	$ -	$ -	$ -
4508	T610002207	368.0	$ -	$ -	$ -	$ -	$ -	$ -	$ -	$ -	$ -	$ -	$ -	$ -	$ -	$ -	$ -	$ -
4509	T610002207	369.0	$ -	$ -	$ -	$ -	$ -	$ -	$ -	$ -	$ -	$ -	$ -	$ -	$ -	$ -	$ -	$ -
4510	T624002208	367.1	$ -	$ -	$ -	$ -	$ -	$ -	$ -	$ -	$ -	$ -	$ -	$ -	$ -	$ -	$ -	$ -
4511	T624002208	368.0	$ -	$ -	$ -	$ -	$ -	$ -	$ -	$ -	$ -	$ -	$ -	$ -	$ -	$ -	$ -	$ -
4512	T624002208	369.0	$ -	$ -	$ -	$ -	$ -	$ -	$ -	$ -	$ -	$ -	$ -	$ -	$ -	$ -	$ -	$ -
4513	T624002209	367.1	$ -	$ -	$ -	$ -	$ -	$ -	$ -	$ -	$ -	$ -	$ -	$ -	$ -	$ -	$ -	$ -
4514	T624002209	368.0	$ -	$ -	$ -	$ -	$ -	$ -	$ -	$ -	$ -	$ -	$ -	$ -	$ -	$ -	$ -	$ -
4515	T624002209	369.0	$ -	$ -	$ -	$ -	$ -	$ -	$ -	$ -	$ -	$ -	$ -	$ -	$ -	$ -	$ -	$ -
4516	T680002210	367.1	$ -	$ -	$ -	$ -	$ -	$ -	$ -	$ -	$ -	$ -	$ -	$ -	$ -	$ -	$ -	$ -
4517	T680002210	368.0	$ -	$ -	$ -	$ -	$ -	$ -	$ -	$ -	$ -	$ -	$ -	$ -	$ -	$ -	$ -	$ -
4518	T680002210	369.0	$ -	$ -	$ -	$ -	$ -	$ -	$ -	$ -	$ -	$ -	$ -	$ -	$ -	$ -	$ -	$ -
4519	T680002211	367.1	$ -	$ -	$ -	$ -	$ -	$ -	$ -	$ -	$ -	$ -	$ -	$ -	$ -	$ -	$ -	$ -
4520	T680002211	368.0	$ -	$ -	$ -	$ -	$ -	$ -	$ -	$ -	$ -	$ -	$ -	$ -	$ -	$ -	$ -	$ -
4521	T680002211	369.0	$ -	$ -	$ -	$ -	$ -	$ -	$ -	$ -	$ -	$ -	$ -	$ -	$ -	$ -	$ -	$ -
4522	T624002212	367.1	$ -	$ -	$ -	$ -	$ -	$ -	$ -	$ -	$ -	$ -	$ -	$ -	$ -	$ -	$ -	$ -
4523	T624002212	368.0	$ -	$ -	$ -	$ -	$ -	$ -	$ -	$ -	$ -	$ -	$ -	$ -	$ -	$ -	$ -	$ -
4524	T624002212	369.0	$ -	$ -	$ -	$ -	$ -	$ -	$ -	$ -	$ -	$ -	$ -	$ -	$ -	$ -	$ -	$ -
4525	T621002213	367.1	$ -	$ -	$ -	$ -	$ -	$ -	$ -	$ -	$ -	$ -	$ -	$ -	$ -	$ -	$ -	$ -
4526	T621002213	368.0	$ -	$ -	$ -	$ -	$ -	$ -	$ -	$ -	$ -	$ -	$ -	$ -	$ -	$ -	$ -	$ -
4527	T621002213	369.0	$ -	$ -	$ -	$ -	$ -	$ -	$ -	$ -	$ -	$ -	$ -	$ -	$ -	$ -	$ -	$ -

Sponsored by NMGC Witness Erik C. Buchanan

NEW MEXICO GAS COMPANY, INC.

Depreciation Activity
Base Period - 12 Months Ending March 31, 2023
Future Test Year - 12 Months Ending September 30, 2025

	A	B	S	T	U	V	W	X	Y	Z	AA	AB	AC	AD	AE	AF
1																
2			Activity	Activity	Activity	Activity	Activity	Activity	Activity	Activity	Activity	Activity	Activity	Activity	Activity	Activity
3	Investment Number / Beginning Balance	FERC Account	8/31/2024	9/30/2024	10/31/2024	11/30/2024	12/31/2024	1/31/2025	2/28/2025	3/31/2025	4/30/2025	5/31/2025	6/30/2025	7/31/2025	8/31/2025	9/30/2025
4476	T610002197	369.0	$ -	$ -	$ -	$ -	$ -	$ -	$ -	$ -	$ -	$ -	$ -	$ -	$ -	$ -
4477	611002198	376.1	$ -	$ -	$ -	$ -	$ -	$ -	$ -	$ -	$ -	$ -	$ -	$ -	$ -	$ -
4478	611002198	376.2	$ -	$ -	$ -	$ -	$ -	$ -	$ -	$ -	$ -	$ -	$ -	$ -	$ -	$ -
4479	611002198	376.4	$ -	$ -	$ -	$ -	$ -	$ -	$ -	$ -	$ -	$ -	$ -	$ -	$ -	$ -
4480	611002198	380.0	$ -	$ -	$ -	$ -	$ -	$ -	$ -	$ -	$ -	$ -	$ -	$ -	$ -	$ -
4481	610002199	376.1	$ -	$ -	$ -	$ -	$ -	$ -	$ -	$ -	$ -	$ -	$ -	$ -	$ -	$ -
4482	610002199	376.2	$ -	$ -	$ -	$ -	$ -	$ -	$ -	$ -	$ -	$ -	$ -	$ -	$ -	$ -
4483	610002199	376.4	$ -	$ -	$ -	$ -	$ -	$ -	$ -	$ -	$ -	$ -	$ -	$ -	$ -	$ -
4484	610002199	380.0	$ -	$ -	$ -	$ -	$ -	$ -	$ -	$ -	$ -	$ -	$ -	$ -	$ -	$ -
4485	T610002200	368.0	$ -	$ -	$ -	$ -	$ -	$ -	$ -	$ -	$ -	$ -	$ -	$ -	$ -	$ -
4486	T610002200	369.0	$ -	$ -	$ -	$ -	$ -	$ -	$ -	$ -	$ -	$ -	$ -	$ -	$ -	$ -
4487	T610002201	368.0	$ -	$ -	$ -	$ -	$ -	$ -	$ -	$ -	$ -	$ -	$ -	$ -	$ -	$ -
4488	T610002201	369.0	$ -	$ -	$ -	$ -	$ -	$ -	$ -	$ -	$ -	$ -	$ -	$ -	$ -	$ -
4489	610002202	376.1	$ -	$ -	$ -	$ -	$ -	$ -	$ -	$ -	$ -	$ -	$ -	$ -	$ -	$ -
4490	610002202	376.2	$ -	$ -	$ -	$ -	$ -	$ -	$ -	$ -	$ -	$ -	$ -	$ -	$ -	$ -
4491	610002202	376.4	$ -	$ -	$ -	$ -	$ -	$ -	$ -	$ -	$ -	$ -	$ -	$ -	$ -	$ -
4492	610002202	380.0	$ -	$ -	$ -	$ -	$ -	$ -	$ -	$ -	$ -	$ -	$ -	$ -	$ -	$ -
4493	610002203	376.1	$ -	$ -	$ -	$ -	$ -	$ -	$ -	$ -	$ -	$ -	$ -	$ -	$ -	$ -
4494	610002203	376.2	$ -	$ -	$ -	$ -	$ -	$ -	$ -	$ -	$ -	$ -	$ -	$ -	$ -	$ -
4495	610002203	376.4	$ -	$ -	$ -	$ -	$ -	$ -	$ -	$ -	$ -	$ -	$ -	$ -	$ -	$ -
4496	610002203	380.0	$ -	$ -	$ -	$ -	$ -	$ -	$ -	$ -	$ -	$ -	$ -	$ -	$ -	$ -
4497	T680002204	367.1	$ -	$ -	$ -	$ -	$ -	$ -	$ -	$ -	$ -	$ -	$ -	$ -	$ -	$ -
4498	T680002204	368.0	$ -	$ -	$ -	$ -	$ -	$ -	$ -	$ -	$ -	$ -	$ -	$ -	$ -	$ -
4499	T680002204	369.0	$ -	$ -	$ -	$ -	$ -	$ -	$ -	$ -	$ -	$ -	$ -	$ -	$ -	$ -
4500	610002205	376.1	$ -	$ -	$ -	$ -	$ -	$ -	$ -	$ -	$ -	$ -	$ -	$ -	$ -	$ -
4501	610002205	376.2	$ -	$ -	$ -	$ -	$ -	$ -	$ -	$ -	$ -	$ -	$ -	$ -	$ -	$ -
4502	610002205	376.4	$ -	$ -	$ -	$ -	$ -	$ -	$ -	$ -	$ -	$ -	$ -	$ -	$ -	$ -
4503	610002205	380.0	$ -	$ -	$ -	$ -	$ -	$ -	$ -	$ -	$ -	$ -	$ -	$ -	$ -	$ -
4504	620002206	367.1	$ -	$ -	$ -	$ -	$ -	$ -	$ -	$ -	$ -	$ -	$ -	$ -	$ -	$ -
4505	620002206	368.0	$ -	$ -	$ -	$ -	$ -	$ -	$ -	$ -	$ -	$ -	$ -	$ -	$ -	$ -
4506	620002206	369.0	$ -	$ -	$ -	$ -	$ -	$ -	$ -	$ -	$ -	$ -	$ -	$ -	$ -	$ -
4507	T610002207	367.1	$ -	$ -	$ -	$ -	$ -	$ -	$ -	$ -	$ -	$ -	$ -	$ -	$ -	$ -
4508	T610002207	368.0	$ -	$ -	$ -	$ -	$ -	$ -	$ -	$ -	$ -	$ -	$ -	$ -	$ -	$ -
4509	T610002207	369.0	$ -	$ -	$ -	$ -	$ -	$ -	$ -	$ -	$ -	$ -	$ -	$ -	$ -	$ -
4510	T624002208	367.1	$ -	$ -	$ -	$ -	$ -	$ -	$ -	$ -	$ -	$ -	$ -	$ -	$ -	$ -
4511	T624002208	368.0	$ -	$ -	$ -	$ -	$ -	$ -	$ -	$ -	$ -	$ -	$ -	$ -	$ -	$ -
4512	T624002208	369.0	$ -	$ -	$ -	$ -	$ -	$ -	$ -	$ -	$ -	$ -	$ -	$ -	$ -	$ -
4513	T624002209	367.1	$ -	$ -	$ -	$ -	$ -	$ -	$ -	$ -	$ -	$ -	$ -	$ -	$ -	$ -
4514	T624002209	368.0	$ -	$ -	$ -	$ -	$ -	$ -	$ -	$ -	$ -	$ -	$ -	$ -	$ -	$ -
4515	T624002209	369.0	$ -	$ -	$ -	$ -	$ -	$ -	$ -	$ -	$ -	$ -	$ -	$ -	$ -	$ -
4516	T680002210	367.1	$ -	$ -	$ -	$ -	$ -	$ -	$ -	$ -	$ -	$ -	$ -	$ -	$ -	$ -
4517	T680002210	368.0	$ -	$ -	$ -	$ -	$ -	$ -	$ -	$ -	$ -	$ -	$ -	$ -	$ -	$ -
4518	T680002210	369.0	$ -	$ -	$ -	$ -	$ -	$ -	$ -	$ -	$ -	$ -	$ -	$ -	$ -	$ -
4519	T680002211	367.1	$ -	$ -	$ -	$ -	$ -	$ -	$ -	$ -	$ -	$ -	$ -	$ -	$ -	$ -
4520	T680002211	368.0	$ -	$ -	$ -	$ -	$ -	$ -	$ -	$ -	$ -	$ -	$ -	$ -	$ -	$ -
4521	T680002211	369.0	$ -	$ -	$ -	$ -	$ -	$ -	$ -	$ -	$ -	$ -	$ -	$ -	$ -	$ -
4522	T624002212	367.1	$ -	$ -	$ -	$ -	$ -	$ -	$ -	$ -	$ -	$ -	$ -	$ -	$ -	$ -
4523	T624002212	368.0	$ -	$ -	$ -	$ -	$ -	$ -	$ -	$ -	$ -	$ -	$ -	$ -	$ -	$ -
4524	T624002212	369.0	$ -	$ -	$ -	$ -	$ -	$ -	$ -	$ -	$ -	$ -	$ -	$ -	$ -	$ -
4525	T621002213	367.1	$ -	$ -	$ -	$ -	$ -	$ -	$ -	$ -	$ -	$ -	$ -	$ -	$ -	$ -
4526	T621002213	368.0	$ -	$ -	$ -	$ -	$ -	$ -	$ -	$ -	$ -	$ -	$ -	$ -	$ -	$ -
4527	T621002213	369.0	$ -	$ -	$ -	$ -	$ -	$ -	$ -	$ -	$ -	$ -	$ -	$ -	$ -	$ -

Sponsored by NMGC Witness Erik C. Buchanan

NEW MEXICO GAS COMPANY, INC.

Depreciation Activity
Base Period - 12 Months Ending March 31, 2023
Future Test Year - 12 Months Ending September 30, 2025

	A	B	C	D	E	F	G	H	I	J	K	L	M	N	O	P	Q	R
1																		
2			Activity	Activity	Activity	Activity	Activity	Activity	Activity	Activity	Activity	Activity	Activity	Activity	Activity	Activity	Activity	Activity
3	Investment Number / Beginning Balance	FERC Account	4/30/2023	5/31/2023	6/30/2023	7/31/2023	8/31/2023	9/30/2023	10/31/2023	11/30/2023	12/31/2023	1/31/2024	2/29/2024	3/31/2024	4/30/2024	5/31/2024	6/30/2024	7/31/2024
4528	T624002214	368.0	$ -	$ -	$ -	$ -	$ -	$ -	$ -	$ -	$ -	$ -	$ -	$ -	$ -	$ -	$ -	$ -
4529	T624002214	369.0	$ -	$ -	$ -	$ -	$ -	$ -	$ -	$ -	$ -	$ -	$ -	$ -	$ -	$ -	$ -	$ -
4530	T680002215	367.1	$ -	$ -	$ -	$ -	$ -	$ -	$ -	$ -	$ -	$ -	$ -	$ -	$ -	$ -	$ -	$ -
4531	T610002216	367.1	$ -	$ -	$ -	$ -	$ -	$ -	$ -	$ -	$ -	$ -	$ -	$ -	$ -	$ -	$ -	$ -
4532	T610002216	368.0	$ -	$ -	$ -	$ -	$ -	$ -	$ -	$ -	$ -	$ -	$ -	$ -	$ -	$ -	$ -	$ -
4533	T610002216	369.0	$ -	$ -	$ -	$ -	$ -	$ -	$ -	$ -	$ -	$ -	$ -	$ -	$ -	$ -	$ -	$ -
4534	T680002217	367.1	$ -	$ -	$ -	$ -	$ -	$ -	$ -	$ -	$ -	$ -	$ -	$ -	$ -	$ -	$ -	$ -
4535	T680002217	368.0	$ -	$ -	$ -	$ -	$ -	$ -	$ -	$ -	$ -	$ -	$ -	$ -	$ -	$ -	$ -	$ -
4536	T680002217	369.0	$ -	$ -	$ -	$ -	$ -	$ -	$ -	$ -	$ -	$ -	$ -	$ -	$ -	$ -	$ -	$ -
4537	T660002218	367.1	$ -	$ -	$ -	$ -	$ -	$ -	$ -	$ -	$ -	$ -	$ -	$ -	$ -	$ -	$ -	$ -
4538	T660002218	368.0	$ -	$ -	$ -	$ -	$ -	$ -	$ -	$ -	$ -	$ -	$ -	$ -	$ -	$ -	$ -	$ -
4539	T660002218	369.0	$ -	$ -	$ -	$ -	$ -	$ -	$ -	$ -	$ -	$ -	$ -	$ -	$ -	$ -	$ -	$ -
4540	T624002219	367.1	$ -	$ -	$ -	$ -	$ -	$ -	$ -	$ -	$ -	$ -	$ -	$ -	$ -	$ -	$ -	$ -
4541	T624002219	368.0	$ -	$ -	$ -	$ -	$ -	$ -	$ -	$ -	$ -	$ -	$ -	$ -	$ -	$ -	$ -	$ -
4542	T624002219	369.0	$ -	$ -	$ -	$ -	$ -	$ -	$ -	$ -	$ -	$ -	$ -	$ -	$ -	$ -	$ -	$ -
4543	T680002220	367.1	$ -	$ -	$ -	$ -	$ -	$ -	$ -	$ -	$ -	$ -	$ -	$ -	$ -	$ -	$ -	$ -
4544	T680002220	368.0	$ -	$ -	$ -	$ -	$ -	$ -	$ -	$ -	$ -	$ -	$ -	$ -	$ -	$ -	$ -	$ -
4545	T680002220	369.0	$ -	$ -	$ -	$ -	$ -	$ -	$ -	$ -	$ -	$ -	$ -	$ -	$ -	$ -	$ -	$ -
4546	T601002221	376.1	$ -	$ -	$ -	$ -	$ -	$ -	$ -	$ -	$ -	$ -	$ -	$ -	$ -	$ -	$ -	$ -
4547	T601002221	376.2	$ -	$ -	$ -	$ -	$ -	$ -	$ -	$ -	$ -	$ -	$ -	$ -	$ -	$ -	$ -	$ -
4548	T601002221	376.4	$ -	$ -	$ -	$ -	$ -	$ -	$ -	$ -	$ -	$ -	$ -	$ -	$ -	$ -	$ -	$ -
4549	T601002221	380.0	$ -	$ -	$ -	$ -	$ -	$ -	$ -	$ -	$ -	$ -	$ -	$ -	$ -	$ -	$ -	$ -
4550	601002222	376.1	$ -	$ -	$ -	$ -	$ -	$ -	$ -	$ -	$ -	$ -	$ -	$ -	$ -	$ -	$ -	$ -
4551	601002222	376.2	$ -	$ -	$ -	$ -	$ -	$ -	$ -	$ -	$ -	$ -	$ -	$ -	$ -	$ -	$ -	$ -
4552	601002222	376.4	$ -	$ -	$ -	$ -	$ -	$ -	$ -	$ -	$ -	$ -	$ -	$ -	$ -	$ -	$ -	$ -
4553	601002222	380.0	$ -	$ -	$ -	$ -	$ -	$ -	$ -	$ -	$ -	$ -	$ -	$ -	$ -	$ -	$ -	$ -
4554	T601002223	376.1	$ -	$ -	$ -	$ -	$ -	$ -	$ -	$ -	$ -	$ -	$ -	$ -	$ -	$ -	$ -	$ -
4555	T601002223	376.2	$ -	$ -	$ -	$ -	$ -	$ -	$ -	$ -	$ -	$ -	$ -	$ -	$ -	$ -	$ -	$ -
4556	T601002223	376.4	$ -	$ -	$ -	$ -	$ -	$ -	$ -	$ -	$ -	$ -	$ -	$ -	$ -	$ -	$ -	$ -
4557	T601002223	380.0	$ -	$ -	$ -	$ -	$ -	$ -	$ -	$ -	$ -	$ -	$ -	$ -	$ -	$ -	$ -	$ -
4558	T601002224	368.0	$ -	$ -	$ -	$ -	$ -	$ -	$ -	$ -	$ -	$ -	$ -	$ -	$ -	$ -	$ -	$ -
4559	T601002224	369.0	$ -	$ -	$ -	$ -	$ -	$ -	$ -	$ -	$ -	$ -	$ -	$ -	$ -	$ -	$ -	$ -
4560	T601002225	368.0	$ -	$ -	$ -	$ -	$ -	$ -	$ -	$ -	$ -	$ -	$ -	$ -	$ -	$ -	$ -	$ -
4561	T601002225	369.0	$ -	$ -	$ -	$ -	$ -	$ -	$ -	$ -	$ -	$ -	$ -	$ -	$ -	$ -	$ -	$ -
4562	T624002226	368.0	$ -	$ -	$ 0	$ 0	$ 0	$ 0	$ 0	$ 0	$ 0	$ 0	$ 0	$ 0	$ 0	$ 0	$ 0	$ 0
4563	T624002226	369.0	$ -	$ -	$ 2	$ 2	$ 2	$ 2	$ 2	$ 2	$ 2	$ 2	$ 2	$ 2	$ 2	$ 2	$ 2	$ 2
4564	T680002227	367.1	$ -	$ -	$ -	$ -	$ -	$ -	$ -	$ -	$ -	$ -	$ -	$ -	$ -	$ -	$ -	$ -
4565	T680002227	368.0	$ -	$ -	$ -	$ -	$ -	$ -	$ -	$ -	$ -	$ -	$ -	$ -	$ -	$ -	$ -	$ -
4566	T680002227	369.0	$ -	$ -	$ -	$ -	$ -	$ -	$ -	$ -	$ -	$ -	$ -	$ -	$ -	$ -	$ -	$ -
4567	T624002228	368.0	$ -	$ -	$ 27	$ 27	$ 27	$ 30	$ 30	$ 30	$ 30	$ 30	$ 30	$ 30	$ 30	$ 30	$ 30	$ 30
4568	T624002228	369.0	$ -	$ -	$ 112	$ 112	$ 112	$ 125	$ 125	$ 125	$ 125	$ 125	$ 125	$ 125	$ 125	$ 125	$ 125	$ 125
4569	T601002229	394.0	$ -	$ -	$ -	$ -	$ -	$ -	$ -	$ -	$ -	$ -	$ -	$ -	$ -	$ -	$ -	$ -
4570	T601002230	367.1	$ -	$ -	$ -	$ -	$ -	$ -	$ -	$ -	$ -	$ -	$ -	$ -	$ -	$ -	$ -	$ -
4571	T601002230	368.0	$ -	$ -	$ -	$ -	$ -	$ -	$ -	$ -	$ -	$ -	$ -	$ -	$ -	$ -	$ -	$ -
4572	T601002230	369.0	$ -	$ -	$ -	$ -	$ -	$ -	$ -	$ -	$ -	$ -	$ -	$ -	$ -	$ -	$ -	$ -
4573	T601002231	367.1	$ -	$ -	$ -	$ -	$ -	$ -	$ -	$ -	$ -	$ -	$ -	$ -	$ -	$ -	$ -	$ -
4574	T601002231	368.0	$ -	$ -	$ -	$ -	$ -	$ -	$ -	$ -	$ -	$ -	$ -	$ -	$ -	$ -	$ -	$ -
4575	T601002231	369.0	$ -	$ -	$ -	$ -	$ -	$ -	$ -	$ -	$ -	$ -	$ -	$ -	$ -	$ -	$ -	$ -
4576	T601002232	367.1	$ -	$ -	$ -	$ -	$ -	$ -	$ -	$ -	$ -	$ -	$ -	$ -	$ -	$ -	$ -	$ -
4577	T601002232	368.0	$ -	$ -	$ -	$ -	$ -	$ -	$ -	$ -	$ -	$ -	$ -	$ -	$ -	$ -	$ -	$ -
4578	T601002232	369.0	$ -	$ -	$ -	$ -	$ -	$ -	$ -	$ -	$ -	$ -	$ -	$ -	$ -	$ -	$ -	$ -
4579	T680002233	367.1	$ -	$ -	$ -	$ -	$ -	$ -	$ -	$ -	$ -	$ -	$ -	$ -	$ -	$ -	$ -	$ -

NEW MEXICO GAS COMPANY, INC.

Depreciation Activity
Base Period - 12 Months Ending March 31, 2023
Future Test Year - 12 Months Ending September 30, 2025

	A	B	S	T	U	V	W	X	Y	Z	AA	AB	AC	AD	AE	AF
1																
2			Activity	Activity	Activity	Activity	Activity	Activity	Activity	Activity	Activity	Activity	Activity	Activity	Activity	Activity
3	Investment Number / Beginning Balance	FERC Account	8/31/2024	9/30/2024	10/31/2024	11/30/2024	12/31/2024	1/31/2025	2/28/2025	3/31/2025	4/30/2025	5/31/2025	6/30/2025	7/31/2025	8/31/2025	9/30/2025
4528	T624002214	368.0	$ -	$ -	$ -	$ -	$ -	$ -	$ -	$ -	$ -	$ -	$ -	$ -	$ -	$ -
4529	T624002214	369.0	$ -	$ -	$ -	$ -	$ -	$ -	$ -	$ -	$ -	$ -	$ -	$ -	$ -	$ -
4530	T680002215	367.1	$ -	$ -	$ -	$ -	$ -	$ -	$ -	$ -	$ -	$ -	$ -	$ -	$ -	$ -
4531	T610002216	367.1	$ -	$ -	$ -	$ -	$ -	$ -	$ -	$ -	$ -	$ -	$ -	$ -	$ -	$ -
4532	T610002216	368.0	$ -	$ -	$ -	$ -	$ -	$ -	$ -	$ -	$ -	$ -	$ -	$ -	$ -	$ -
4533	T610002216	369.0	$ -	$ -	$ -	$ -	$ -	$ -	$ -	$ -	$ -	$ -	$ -	$ -	$ -	$ -
4534	T680002217	367.1	$ -	$ -	$ -	$ -	$ -	$ -	$ -	$ -	$ -	$ -	$ -	$ -	$ -	$ -
4535	T680002217	368.0	$ -	$ -	$ -	$ -	$ -	$ -	$ -	$ -	$ -	$ -	$ -	$ -	$ -	$ -
4536	T680002217	369.0	$ -	$ -	$ -	$ -	$ -	$ -	$ -	$ -	$ -	$ -	$ -	$ -	$ -	$ -
4537	T660002218	367.1	$ -	$ -	$ -	$ -	$ -	$ -	$ -	$ -	$ -	$ -	$ -	$ -	$ -	$ -
4538	T660002218	368.0	$ -	$ -	$ -	$ -	$ -	$ -	$ -	$ -	$ -	$ -	$ -	$ -	$ -	$ -
4539	T660002218	369.0	$ -	$ -	$ -	$ -	$ -	$ -	$ -	$ -	$ -	$ -	$ -	$ -	$ -	$ -
4540	T624002219	367.1	$ -	$ -	$ -	$ -	$ -	$ -	$ -	$ -	$ -	$ -	$ -	$ -	$ -	$ -
4541	T624002219	368.0	$ -	$ -	$ -	$ -	$ -	$ -	$ -	$ -	$ -	$ -	$ -	$ -	$ -	$ -
4542	T624002219	369.0	$ -	$ -	$ -	$ -	$ -	$ -	$ -	$ -	$ -	$ -	$ -	$ -	$ -	$ -
4543	T680002220	367.1	$ -	$ -	$ -	$ -	$ -	$ -	$ -	$ -	$ -	$ -	$ -	$ -	$ -	$ -
4544	T680002220	368.0	$ -	$ -	$ -	$ -	$ -	$ -	$ -	$ -	$ -	$ -	$ -	$ -	$ -	$ -
4545	T680002220	369.0	$ -	$ -	$ -	$ -	$ -	$ -	$ -	$ -	$ -	$ -	$ -	$ -	$ -	$ -
4546	T601002221	376.1	$ -	$ -	$ -	$ -	$ -	$ -	$ -	$ -	$ -	$ -	$ -	$ -	$ -	$ -
4547	T601002221	376.2	$ -	$ -	$ -	$ -	$ -	$ -	$ -	$ -	$ -	$ -	$ -	$ -	$ -	$ -
4548	T601002221	376.4	$ -	$ -	$ -	$ -	$ -	$ -	$ -	$ -	$ -	$ -	$ -	$ -	$ -	$ -
4549	T601002221	380.0	$ -	$ -	$ -	$ -	$ -	$ -	$ -	$ -	$ -	$ -	$ -	$ -	$ -	$ -
4550	601002222	376.1	$ -	$ -	$ -	$ -	$ -	$ -	$ -	$ -	$ -	$ -	$ -	$ -	$ -	$ -
4551	601002222	376.2	$ -	$ -	$ -	$ -	$ -	$ -	$ -	$ -	$ -	$ -	$ -	$ -	$ -	$ -
4552	601002222	376.4	$ -	$ -	$ -	$ -	$ -	$ -	$ -	$ -	$ -	$ -	$ -	$ -	$ -	$ -
4553	601002222	380.0	$ -	$ -	$ -	$ -	$ -	$ -	$ -	$ -	$ -	$ -	$ -	$ -	$ -	$ -
4554	T601002223	376.1	$ -	$ -	$ -	$ -	$ -	$ -	$ -	$ -	$ -	$ -	$ -	$ -	$ -	$ -
4555	T601002223	376.2	$ -	$ -	$ -	$ -	$ -	$ -	$ -	$ -	$ -	$ -	$ -	$ -	$ -	$ -
4556	T601002223	376.4	$ -	$ -	$ -	$ -	$ -	$ -	$ -	$ -	$ -	$ -	$ -	$ -	$ -	$ -
4557	T601002223	380.0	$ -	$ -	$ -	$ -	$ -	$ -	$ -	$ -	$ -	$ -	$ -	$ -	$ -	$ -
4558	T601002224	368.0	$ -	$ -	$ -	$ -	$ -	$ -	$ -	$ -	$ -	$ -	$ -	$ -	$ -	$ -
4559	T601002224	369.0	$ -	$ -	$ -	$ -	$ -	$ -	$ -	$ -	$ -	$ -	$ -	$ -	$ -	$ -
4560	T601002225	368.0	$ -	$ -	$ -	$ -	$ -	$ -	$ -	$ -	$ -	$ -	$ -	$ -	$ -	$ -
4561	T601002225	369.0	$ -	$ -	$ -	$ -	$ -	$ -	$ -	$ -	$ -	$ -	$ -	$ -	$ -	$ -
4562	T624002226	368.0	$ 0	$ 0	$ 0	$ 0	$ 0	$ 0	$ 0	$ 0	$ 0	$ 0	$ 0	$ 0	$ 0	$ 0
4563	T624002226	369.0	$ 2	$ 2	$ 2	$ 2	$ 2	$ 2	$ 2	$ 2	$ 2	$ 2	$ 2	$ 2	$ 2	$ 2
4564	T680002227	367.1	$ -	$ -	$ -	$ -	$ -	$ -	$ -	$ -	$ -	$ -	$ -	$ -	$ -	$ -
4565	T680002227	368.0	$ -	$ -	$ -	$ -	$ -	$ -	$ -	$ -	$ -	$ -	$ -	$ -	$ -	$ -
4566	T680002227	369.0	$ -	$ -	$ -	$ -	$ -	$ -	$ -	$ -	$ -	$ -	$ -	$ -	$ -	$ -
4567	T624002228	368.0	$ 30	$ 30	$ 30	$ 30	$ 30	$ 30	$ 30	$ 30	$ 30	$ 30	$ 30	$ 30	$ 30	$ 30
4568	T624002228	369.0	$ 125	$ 125	$ 125	$ 125	$ 125	$ 125	$ 125	$ 125	$ 125	$ 125	$ 125	$ 125	$ 125	$ 125
4569	T601002229	394.0	$ -	$ -	$ -	$ -	$ -	$ -	$ -	$ -	$ -	$ -	$ -	$ -	$ -	$ -
4570	T601002230	367.1	$ -	$ -	$ -	$ -	$ -	$ -	$ -	$ -	$ -	$ -	$ -	$ -	$ -	$ -
4571	T601002230	368.0	$ -	$ -	$ -	$ -	$ -	$ -	$ -	$ -	$ -	$ -	$ -	$ -	$ -	$ -
4572	T601002230	369.0	$ -	$ -	$ -	$ -	$ -	$ -	$ -	$ -	$ -	$ -	$ -	$ -	$ -	$ -
4573	T601002231	367.1	$ -	$ -	$ -	$ -	$ -	$ -	$ -	$ -	$ -	$ -	$ -	$ -	$ -	$ -
4574	T601002231	368.0	$ -	$ -	$ -	$ -	$ -	$ -	$ -	$ -	$ -	$ -	$ -	$ -	$ -	$ -
4575	T601002231	369.0	$ -	$ -	$ -	$ -	$ -	$ -	$ -	$ -	$ -	$ -	$ -	$ -	$ -	$ -
4576	T601002232	367.1	$ -	$ -	$ -	$ -	$ -	$ -	$ -	$ -	$ -	$ -	$ -	$ -	$ -	$ -
4577	T601002232	368.0	$ -	$ -	$ -	$ -	$ -	$ -	$ -	$ -	$ -	$ -	$ -	$ -	$ -	$ -
4578	T601002232	369.0	$ -	$ -	$ -	$ -	$ -	$ -	$ -	$ -	$ -	$ -	$ -	$ -	$ -	$ -
4579	T680002233	367.1	$ -	$ -	$ -	$ -	$ -	$ -	$ -	$ -	$ -	$ -	$ -	$ -	$ -	$ -

NEW MEXICO GAS COMPANY, INC.

Depreciation Activity
Base Period - 12 Months Ending March 31, 2023
Future Test Year - 12 Months Ending September 30, 2025

	A	B	C	D	E	F	G	H	I	J	K	L	M	N	O	P	Q	R
1																		
2			Activity	Activity	Activity	Activity	Activity	Activity	Activity	Activity	Activity	Activity	Activity	Activity	Activity	Activity	Activity	Activity
3	Investment Number / Beginning Balance	FERC Account	4/30/2023	5/31/2023	6/30/2023	7/31/2023	8/31/2023	9/30/2023	10/31/2023	11/30/2023	12/31/2023	1/31/2024	2/29/2024	3/31/2024	4/30/2024	5/31/2024	6/30/2024	7/31/2024
4580	T680002233	368.0	$ -	$ -	$ -	$ -	$ -	$ -	$ -	$ -	$ -	$ -	$ -	$ -	$ -	$ -	$ -	$ -
4581	T680002233	369.0	$ -	$ -	$ -	$ -	$ -	$ -	$ -	$ -	$ -	$ -	$ -	$ -	$ -	$ -	$ -	$ -
4582	601002234	376.1	$ -	$ -	$ -	$ -	$ -	$ -	$ -	$ -	$ -	$ -	$ -	$ -	$ -	$ -	$ -	$ -
4583	601002234	376.2	$ -	$ -	$ -	$ -	$ -	$ -	$ -	$ -	$ -	$ -	$ -	$ -	$ -	$ -	$ -	$ -
4584	601002234	376.4	$ -	$ -	$ -	$ -	$ -	$ -	$ -	$ -	$ -	$ -	$ -	$ -	$ -	$ -	$ -	$ -
4585	601002234	380.0	$ -	$ -	$ -	$ -	$ -	$ -	$ -	$ -	$ -	$ -	$ -	$ -	$ -	$ -	$ -	$ -
4586	601002235	376.1	$ -	$ -	$ -	$ -	$ -	$ -	$ -	$ -	$ -	$ -	$ -	$ -	$ -	$ -	$ -	$ -
4587	601002235	376.2	$ -	$ -	$ -	$ -	$ -	$ -	$ -	$ -	$ -	$ -	$ -	$ -	$ -	$ -	$ -	$ -
4588	601002235	376.4	$ -	$ -	$ -	$ -	$ -	$ -	$ -	$ -	$ -	$ -	$ -	$ -	$ -	$ -	$ -	$ -
4589	601002235	380.0	$ -	$ -	$ -	$ -	$ -	$ -	$ -	$ -	$ -	$ -	$ -	$ -	$ -	$ -	$ -	$ -
4590	601002236	376.1	$ -	$ -	$ -	$ -	$ -	$ -	$ -	$ -	$ -	$ -	$ -	$ -	$ -	$ -	$ -	$ -
4591	601002236	376.2	$ -	$ -	$ -	$ -	$ -	$ -	$ -	$ -	$ -	$ -	$ -	$ -	$ -	$ -	$ -	$ -
4592	601002236	376.4	$ -	$ -	$ -	$ -	$ -	$ -	$ -	$ -	$ -	$ -	$ -	$ -	$ -	$ -	$ -	$ -
4593	601002236	380.0	$ -	$ -	$ -	$ -	$ -	$ -	$ -	$ -	$ -	$ -	$ -	$ -	$ -	$ -	$ -	$ -
4594	622002237	376.1	$ -	$ -	$ -	$ 289	$ 289	$ 273	$ 273	$ 273	$ 273	$ 273	$ 273	$ 273	$ 273	$ 273	$ 273	$ 273
4595	622002237	376.2	$ -	$ -	$ -	$ 196	$ 196	$ 204	$ 204	$ 204	$ 204	$ 204	$ 204	$ 204	$ 204	$ 204	$ 204	$ 204
4596	622002237	376.4	$ -	$ -	$ -	$ 210	$ 210	$ 207	$ 207	$ 207	$ 207	$ 207	$ 207	$ 207	$ 207	$ 207	$ 207	$ 207
4597	T624002238	368.0	$ -	$ -	$ -	$ -	$ -	$ -	$ -	$ -	$ -	$ -	$ -	$ -	$ -	$ -	$ -	$ -
4598	T624002238	369.0	$ -	$ -	$ -	$ -	$ -	$ -	$ -	$ -	$ -	$ -	$ -	$ -	$ -	$ -	$ -	$ -
4599	633002239	376.1	$ -	$ -	$ -	$ -	$ -	$ -	$ -	$ -	$ -	$ -	$ -	$ -	$ -	$ -	$ -	$ -
4600	633002239	376.2	$ -	$ -	$ -	$ -	$ -	$ -	$ -	$ -	$ -	$ -	$ -	$ -	$ -	$ -	$ -	$ -
4601	633002239	376.4	$ -	$ -	$ -	$ -	$ -	$ -	$ -	$ -	$ -	$ -	$ -	$ -	$ -	$ -	$ -	$ -
4602	T680002240	368.0	$ -	$ -	$ -	$ -	$ -	$ -	$ -	$ -	$ -	$ -	$ -	$ -	$ -	$ -	$ -	$ -
4603	T680002240	369.0	$ -	$ -	$ -	$ -	$ -	$ -	$ -	$ -	$ -	$ -	$ -	$ -	$ -	$ -	$ -	$ -
4604	T601002241	367.1	$ -	$ -	$ -	$ -	$ -	$ -	$ -	$ -	$ -	$ -	$ -	$ -	$ -	$ -	$ -	$ -
4605	T601002241	368.0	$ -	$ -	$ -	$ -	$ -	$ -	$ -	$ -	$ -	$ -	$ -	$ -	$ -	$ -	$ -	$ -
4606	T601002241	369.0	$ -	$ -	$ -	$ -	$ -	$ -	$ -	$ -	$ -	$ -	$ -	$ -	$ -	$ -	$ -	$ -
4607	T610002242	368.0	$ -	$ -	$ -	$ -	$ -	$ -	$ -	$ -	$ -	$ -	$ -	$ -	$ -	$ -	$ -	$ -
4608	T610002242	369.0	$ -	$ -	$ -	$ -	$ -	$ -	$ -	$ -	$ -	$ -	$ -	$ -	$ -	$ -	$ -	$ -
4609	601002243	303.3	$ -	$ -	$ -	$ -	$ -	$ -	$ -	$ -	$ -	$ -	$ 488	$ 488	$ 488	$ 488	$ 488	$ 488
4610	601002244	303.3	$ -	$ -	$ -	$ -	$ -	$ -	$ -	$ -	$ -	$ -	$ 1,135	$ 1,135	$ 1,135	$ 1,135	$ 1,135	$ 1,135
4611	601002245	303.3	$ -	$ -	$ -	$ -	$ -	$ -	$ 48	$ 48	$ 48	$ 48	$ 48	$ 48	$ 48	$ 48	$ 48	$ 48
4612	601002246	303.3	$ -	$ -	$ -	$ -	$ -	$ -	$ -	$ 144	$ 144	$ 144	$ 144	$ 144	$ 144	$ 144	$ 144	$ 144
4613	601002247	303.3	$ -	$ -	$ -	$ -	$ 96	$ 96	$ 96	$ 96	$ 96	$ 96	$ 96	$ 96	$ 96	$ 96	$ 96	$ 96
4614	601002248	303.3	$ -	$ -	$ -	$ -	$ -	$ -	$ -	$ -	$ -	$ -	$ 325	$ 325	$ 325	$ 325	$ 325	$ 325
4615	601002249	303.3	$ -	$ -	$ -	$ -	$ -	$ -	$ -	$ -	$ -	$ -	$ 291	$ 291	$ 291	$ 291	$ 291	$ 291
4616	601002250	303.3	$ -	$ -	$ -	$ -	$ -	$ -	$ 289	$ 289	$ 289	$ 289	$ 289	$ 289	$ 289	$ 289	$ 289	$ 289
4617	601002251	303.3	$ -	$ -	$ -	$ -	$ -	$ 267	$ 267	$ 267	$ 267	$ 267	$ 267	$ 267	$ 267	$ 267	$ 267	$ 267
4618	T610002252	368.0	$ -	$ -	$ -	$ -	$ -	$ -	$ -	$ -	$ -	$ -	$ -	$ -	$ -	$ -	$ -	$ -
4619	T610002252	369.0	$ -	$ -	$ -	$ -	$ -	$ -	$ -	$ -	$ -	$ -	$ -	$ -	$ -	$ -	$ -	$ -
4620	601002253	391.2	$ -	$ -	$ -	$ -	$ -	$ -	$ -	$ -	$ -	$ -	$ -	$ -	$ -	$ -	$ -	$ -
4621	601002253	397.0	$ -	$ -	$ -	$ -	$ -	$ -	$ -	$ -	$ -	$ -	$ -	$ -	$ -	$ -	$ -	$ -
4622	601002253	398.0	$ -	$ -	$ -	$ -	$ -	$ -	$ -	$ -	$ -	$ -	$ -	$ -	$ -	$ -	$ -	$ -
4623	T626002254	369.0	$ -	$ -	$ -	$ -	$ -	$ -	$ -	$ -	$ -	$ -	$ -	$ -	$ -	$ -	$ -	$ 0
4624	T624002255	367.1	$ -	$ -	$ -	$ -	$ -	$ -	$ -	$ -	$ -	$ -	$ -	$ -	$ -	$ -	$ -	$ -
4625	684002256	376.1	$ -	$ -	$ -	$ -	$ -	$ -	$ -	$ -	$ -	$ 1	$ 1	$ 1	$ 1	$ 1	$ 1	$ 1
4626	684002256	376.2	$ -	$ -	$ -	$ -	$ -	$ -	$ -	$ -	$ -	$ 0	$ 0	$ 0	$ 0	$ 0	$ 0	$ 0
4627	684002256	376.4	$ -	$ -	$ -	$ -	$ -	$ -	$ -	$ -	$ -	$ 0	$ 0	$ 0	$ 0	$ 0	$ 0	$ 0
4628	601002257	391.2	$ -	$ 2,540	$ 2,540	$ 2,540	$ 2,540	$ 2,564	$ 2,564	$ 2,564	$ 2,564	$ 2,564	$ 2,564	$ 2,564	$ 2,564	$ 2,564	$ 2,564	$ 2,564
4629	601002257	397.0	$ -	$ 57	$ 57	$ 57	$ 57	$ 121	$ 121	$ 121	$ 121	$ 121	$ 121	$ 121	$ 121	$ 121	$ 121	$ 121
4630	601002257	398.0	$ -	$ 216	$ 216	$ 216	$ 216	$ 247	$ 247	$ 247	$ 247	$ 247	$ 247	$ 247	$ 247	$ 247	$ 247	$ 247
4631	601002258	303.3	$ -	$ -	$ -	$ 292	$ 292	$ 292	$ 292	$ 292	$ 292	$ 292	$ 292	$ 292	$ 292	$ 292	$ 292	$ 292

NEW MEXICO GAS COMPANY, INC.

Depreciation Activity
Base Period - 12 Months Ending March 31, 2023
Future Test Year - 12 Months Ending September 30, 2025

	A	B	S	T	U	V	W	X	Y	Z	AA	AB	AC	AD	AE	AF
1																
2			Activity	Activity	Activity	Activity	Activity	Activity	Activity	Activity	Activity	Activity	Activity	Activity	Activity	Activity
3	Investment Number / Beginning Balance	FERC Account	8/31/2024	9/30/2024	10/31/2024	11/30/2024	12/31/2024	1/31/2025	2/28/2025	3/31/2025	4/30/2025	5/31/2025	6/30/2025	7/31/2025	8/31/2025	9/30/2025
4580	T680002233	368.0	$ -	$ -	$ -	$ -	$ -	$ -	$ -	$ -	$ -	$ -	$ -	$ -	$ -	$ -
4581	T680002233	369.0	$ -	$ -	$ -	$ -	$ -	$ -	$ -	$ -	$ -	$ -	$ -	$ -	$ -	$ -
4582	601002234	376.1	$ -	$ -	$ -	$ -	$ -	$ -	$ -	$ -	$ -	$ -	$ -	$ -	$ -	$ -
4583	601002234	376.2	$ -	$ -	$ -	$ -	$ -	$ -	$ -	$ -	$ -	$ -	$ -	$ -	$ -	$ -
4584	601002234	376.4	$ -	$ -	$ -	$ -	$ -	$ -	$ -	$ -	$ -	$ -	$ -	$ -	$ -	$ -
4585	601002234	380.0	$ -	$ -	$ -	$ -	$ -	$ -	$ -	$ -	$ -	$ -	$ -	$ -	$ -	$ -
4586	601002235	376.1	$ -	$ -	$ -	$ -	$ -	$ -	$ -	$ -	$ -	$ -	$ -	$ -	$ -	$ -
4587	601002235	376.2	$ -	$ -	$ -	$ -	$ -	$ -	$ -	$ -	$ -	$ -	$ -	$ -	$ -	$ -
4588	601002235	376.4	$ -	$ -	$ -	$ -	$ -	$ -	$ -	$ -	$ -	$ -	$ -	$ -	$ -	$ -
4589	601002235	380.0	$ -	$ -	$ -	$ -	$ -	$ -	$ -	$ -	$ -	$ -	$ -	$ -	$ -	$ -
4590	601002236	376.1	$ -	$ -	$ -	$ -	$ -	$ -	$ -	$ -	$ -	$ -	$ -	$ -	$ -	$ -
4591	601002236	376.2	$ -	$ -	$ -	$ -	$ -	$ -	$ -	$ -	$ -	$ -	$ -	$ -	$ -	$ -
4592	601002236	376.4	$ -	$ -	$ -	$ -	$ -	$ -	$ -	$ -	$ -	$ -	$ -	$ -	$ -	$ -
4593	601002236	380.0	$ -	$ -	$ -	$ -	$ -	$ -	$ -	$ -	$ -	$ -	$ -	$ -	$ -	$ -
4594	622002237	376.1	$ 273	$ 273	$ 273	$ 273	$ 273	$ 273	$ 273	$ 273	$ 273	$ 273	$ 273	$ 273	$ 273	$ 273
4595	622002237	376.2	$ 204	$ 204	$ 204	$ 204	$ 204	$ 204	$ 204	$ 204	$ 204	$ 204	$ 204	$ 204	$ 204	$ 204
4596	622002237	376.4	$ 207	$ 207	$ 207	$ 207	$ 207	$ 207	$ 207	$ 207	$ 207	$ 207	$ 207	$ 207	$ 207	$ 207
4597	T624002238	368.0	$ -	$ -	$ -	$ -	$ -	$ -	$ -	$ -	$ -	$ -	$ -	$ -	$ -	$ -
4598	T624002238	369.0	$ -	$ -	$ -	$ -	$ -	$ -	$ -	$ -	$ -	$ -	$ -	$ -	$ -	$ -
4599	633002239	376.1	$ -	$ -	$ -	$ -	$ -	$ -	$ -	$ -	$ -	$ -	$ -	$ -	$ -	$ -
4600	633002239	376.2	$ -	$ -	$ -	$ -	$ -	$ -	$ -	$ -	$ -	$ -	$ -	$ -	$ -	$ -
4601	633002239	376.4	$ -	$ -	$ -	$ -	$ -	$ -	$ -	$ -	$ -	$ -	$ -	$ -	$ -	$ -
4602	T680002240	368.0	$ -	$ -	$ -	$ -	$ -	$ -	$ -	$ -	$ -	$ -	$ -	$ -	$ -	$ -
4603	T680002240	369.0	$ -	$ -	$ -	$ -	$ -	$ -	$ -	$ -	$ -	$ -	$ -	$ -	$ -	$ -
4604	T601002241	367.1	$ -	$ -	$ -	$ -	$ -	$ -	$ -	$ -	$ -	$ -	$ -	$ -	$ -	$ -
4605	T601002241	368.0	$ -	$ -	$ -	$ -	$ -	$ -	$ -	$ -	$ -	$ -	$ -	$ -	$ -	$ -
4606	T601002241	369.0	$ -	$ -	$ -	$ -	$ -	$ -	$ -	$ -	$ -	$ -	$ -	$ -	$ -	$ -
4607	T610002242	368.0	$ -	$ 34	$ 34	$ 34	$ 34	$ 34	$ 34	$ 34	$ 34	$ 34	$ 34	$ 34	$ 34	$ 34
4608	T610002242	369.0	$ -	$ 139	$ 139	$ 139	$ 139	$ 139	$ 139	$ 139	$ 139	$ 139	$ 139	$ 139	$ 139	$ 139
4609	601002243	303.3	$ 488	$ 488	$ 488	$ 488	$ 488	$ 488	$ 488	$ 488	$ 488	$ 488	$ 488	$ 488	$ 488	$ 488
4610	601002244	303.3	$ 1,135	$ 1,135	$ 1,135	$ 1,135	$ 1,135	$ 1,135	$ 1,135	$ 1,135	$ 1,135	$ 1,135	$ 1,135	$ 1,135	$ 1,135	$ 1,135
4611	601002245	303.3	$ 48	$ 48	$ 48	$ 48	$ 48	$ 48	$ 48	$ 48	$ 48	$ 48	$ 48	$ 48	$ 48	$ 48
4612	601002246	303.3	$ 144	$ 144	$ 144	$ 144	$ 144	$ 144	$ 144	$ 144	$ 144	$ 144	$ 144	$ 144	$ 144	$ 144
4613	601002247	303.3	$ 96	$ 96	$ 96	$ 96	$ 96	$ 96	$ 96	$ 96	$ 96	$ 96	$ 96	$ 96	$ 96	$ 96
4614	601002248	303.3	$ 325	$ 325	$ 325	$ 325	$ 325	$ 325	$ 325	$ 325	$ 325	$ 325	$ 325	$ 325	$ 325	$ 325
4615	601002249	303.3	$ 291	$ 291	$ 291	$ 291	$ 291	$ 291	$ 291	$ 291	$ 291	$ 291	$ 291	$ 291	$ 291	$ 291
4616	601002250	303.3	$ 289	$ 289	$ 289	$ 289	$ 289	$ 289	$ 289	$ 289	$ 289	$ 289	$ 289	$ 289	$ 289	$ 289
4617	601002251	303.3	$ 267	$ 267	$ 267	$ 267	$ 267	$ 267	$ 267	$ 267	$ 267	$ 267	$ 267	$ 267	$ 267	$ 267
4618	T610002252	368.0	$ -	$ -	$ -	$ -	$ -	$ -	$ -	$ -	$ -	$ -	$ -	$ -	$ -	$ -
4619	T610002252	369.0	$ -	$ -	$ -	$ -	$ -	$ -	$ -	$ -	$ -	$ -	$ -	$ -	$ -	$ -
4620	601002253	391.2	$ -	$ -	$ -	$ -	$ -	$ -	$ -	$ -	$ -	$ -	$ -	$ -	$ -	$ -
4621	601002253	397.0	$ -	$ -	$ -	$ -	$ -	$ -	$ -	$ -	$ -	$ -	$ -	$ -	$ -	$ -
4622	601002253	398.0	$ -	$ -	$ -	$ -	$ -	$ -	$ -	$ -	$ -	$ -	$ -	$ -	$ -	$ -
4623	T626002254	369.0	$ 0	$ 0	$ 0	$ 0	$ 0	$ 0	$ 0	$ 0	$ 0	$ 0	$ 0	$ 0	$ 0	$ 0
4624	T624002255	367.1	$ -	$ -	$ -	$ -	$ -	$ -	$ -	$ -	$ -	$ -	$ -	$ -	$ -	$ -
4625	684002256	376.1	$ 1	$ 1	$ 1	$ 1	$ 1	$ 1	$ 1	$ 1	$ 1	$ 1	$ 1	$ 1	$ 1	$ 1
4626	684002256	376.2	$ 0	$ 0	$ 0	$ 0	$ 0	$ 0	$ 0	$ 0	$ 0	$ 0	$ 0	$ 0	$ 0	$ 0
4627	684002256	376.4	$ 0	$ 0	$ 0	$ 0	$ 0	$ 0	$ 0	$ 0	$ 0	$ 0	$ 0	$ 0	$ 0	$ 0
4628	601002257	391.2	$ 2,564	$ 2,564	$ 2,564	$ 2,564	$ 2,564	$ 2,564	$ 2,564	$ 2,564	$ 2,564	$ 2,564	$ 2,564	$ 2,564	$ 2,564	$ 2,564
4629	601002257	397.0	$ 121	$ 121	$ 121	$ 121	$ 121	$ 121	$ 121	$ 121	$ 121	$ 121	$ 121	$ 121	$ 121	$ 121
4630	601002257	398.0	$ 247	$ 247	$ 247	$ 247	$ 247	$ 247	$ 247	$ 247	$ 247	$ 247	$ 247	$ 247	$ 247	$ 247
4631	601002258	303.3	$ 292	$ 292	$ 292	$ 292	$ 292	$ 292	$ 292	$ 292	$ 292	$ 292	$ 292	$ 292	$ 292	$ 292

Sponsored by NMGC Witness Erik C. Buchanan

NEW MEXICO GAS COMPANY, INC.

Depreciation Activity
Base Period - 12 Months Ending March 31, 2023
Future Test Year - 12 Months Ending September 30, 2025

	A	B	C	D	E	F	G	H	I	J	K	L	M	N	O	P	Q	R
1																		
2			Activity	Activity	Activity	Activity	Activity	Activity	Activity	Activity	Activity	Activity	Activity	Activity	Activity	Activity	Activity	Activity
3	Investment Number / Beginning Balance	FERC Account	4/30/2023	5/31/2023	6/30/2023	7/31/2023	8/31/2023	9/30/2023	10/31/2023	11/30/2023	12/31/2023	1/31/2024	2/29/2024	3/31/2024	4/30/2024	5/31/2024	6/30/2024	7/31/2024
4632	T680002259	368.0	$ -	$ -	$ -	$ -	$ -	$ -	$ -	$ -	$ -	$ -	$ -	$ -	$ -	$ -	$ -	$ -
4633	T680002259	369.0	$ -	$ -	$ -	$ -	$ -	$ -	$ -	$ -	$ -	$ -	$ -	$ -	$ -	$ -	$ -	$ -
4634	601002260	303.3	$ -	$ -	$ -	$ -	$ -	$ -	$ -	$ -	$ -	$ -	$ -	$ -	$ -	$ -	$ -	$ -
4635	T610002261	367.1	$ -	$ -	$ -	$ -	$ -	$ -	$ -	$ -	$ -	$ -	$ -	$ -	$ -	$ -	$ -	$ -
4636	T610002261	368.0	$ -	$ -	$ -	$ -	$ -	$ -	$ -	$ -	$ -	$ -	$ -	$ -	$ -	$ -	$ -	$ -
4637	T610002261	369.0	$ -	$ -	$ -	$ -	$ -	$ -	$ -	$ -	$ -	$ -	$ -	$ -	$ -	$ -	$ -	$ -
4638	T610002262	367.1	$ -	$ -	$ -	$ -	$ -	$ -	$ -	$ -	$ -	$ -	$ -	$ -	$ -	$ -	$ -	$ -
4639	T610002262	368.0	$ -	$ -	$ -	$ -	$ -	$ -	$ -	$ -	$ -	$ -	$ -	$ -	$ -	$ -	$ -	$ -
4640	T610002262	369.0	$ -	$ -	$ -	$ -	$ -	$ -	$ -	$ -	$ -	$ -	$ -	$ -	$ -	$ -	$ -	$ -
4641	T680002263	367.1	$ -	$ -	$ -	$ -	$ -	$ -	$ -	$ -	$ -	$ -	$ -	$ -	$ -	$ -	$ -	$ -
4642	T680002263	368.0	$ -	$ -	$ -	$ -	$ -	$ -	$ -	$ -	$ -	$ -	$ -	$ -	$ -	$ -	$ -	$ -
4643	T680002263	369.0	$ -	$ -	$ -	$ -	$ -	$ -	$ -	$ -	$ -	$ -	$ -	$ -	$ -	$ -	$ -	$ -
4644	T680002264	367.1	$ -	$ -	$ -	$ -	$ -	$ -	$ -	$ -	$ -	$ -	$ -	$ -	$ -	$ -	$ -	$ -
4645	T680002264	368.0	$ -	$ -	$ -	$ -	$ -	$ -	$ -	$ -	$ -	$ -	$ -	$ -	$ -	$ -	$ -	$ -
4646	T680002264	369.0	$ -	$ -	$ -	$ -	$ -	$ -	$ -	$ -	$ -	$ -	$ -	$ -	$ -	$ -	$ -	$ -
4647	T680002265	367.1	$ -	$ -	$ -	$ -	$ -	$ -	$ -	$ -	$ -	$ -	$ -	$ -	$ -	$ -	$ -	$ -
4648	T680002265	368.0	$ -	$ -	$ -	$ -	$ -	$ -	$ -	$ -	$ -	$ -	$ -	$ -	$ -	$ -	$ -	$ -
4649	T680002265	369.0	$ -	$ -	$ -	$ -	$ -	$ -	$ -	$ -	$ -	$ -	$ -	$ -	$ -	$ -	$ -	$ -
4650	T680002266	367.1	$ -	$ -	$ -	$ -	$ -	$ -	$ -	$ -	$ -	$ -	$ -	$ -	$ -	$ -	$ -	$ -
4651	T680002266	368.0	$ -	$ -	$ -	$ -	$ -	$ -	$ -	$ -	$ -	$ -	$ -	$ -	$ -	$ -	$ -	$ -
4652	T680002266	369.0	$ -	$ -	$ -	$ -	$ -	$ -	$ -	$ -	$ -	$ -	$ -	$ -	$ -	$ -	$ -	$ -
4653	T680002267	367.1	$ -	$ -	$ -	$ -	$ -	$ -	$ -	$ -	$ -	$ -	$ -	$ -	$ -	$ -	$ -	$ -
4654	T680002267	368.0	$ -	$ -	$ -	$ -	$ -	$ -	$ -	$ -	$ -	$ -	$ -	$ -	$ -	$ -	$ -	$ -
4655	T680002267	369.0	$ -	$ -	$ -	$ -	$ -	$ -	$ -	$ -	$ -	$ -	$ -	$ -	$ -	$ -	$ -	$ -
4656	601002268	391.2	$ -	$ -	$ -	$ -	$ -	$ -	$ -	$ -	$ -	$ -	$ -	$ -	$ -	$ -	$ -	$ -
4657	601002268	397.0	$ -	$ -	$ -	$ -	$ -	$ -	$ -	$ -	$ -	$ -	$ -	$ -	$ -	$ -	$ -	$ -
4658	601002268	398.0	$ -	$ -	$ -	$ -	$ -	$ -	$ -	$ -	$ -	$ -	$ -	$ -	$ -	$ -	$ -	$ -
4659	T601002269	367.1	$ -	$ -	$ -	$ -	$ -	$ -	$ -	$ -	$ -	$ -	$ -	$ -	$ -	$ -	$ -	$ -
4660	T601002269	368.0	$ -	$ -	$ -	$ -	$ -	$ -	$ -	$ -	$ -	$ -	$ -	$ -	$ -	$ -	$ -	$ -
4661	T601002269	369.0	$ -	$ -	$ -	$ -	$ -	$ -	$ -	$ -	$ -	$ -	$ -	$ -	$ -	$ -	$ -	$ -
4662	T624002270	367.1	$ -	$ -	$ -	$ -	$ -	$ -	$ -	$ -	$ -	$ -	$ -	$ -	$ -	$ -	$ -	$ -
4663	T624002271	369.0	$ -	$ -	$ -	$ -	$ -	$ -	$ -	$ -	$ -	$ -	$ -	$ -	$ -	$ -	$ -	$ -
4664	610002272	376.1	$ -	$ -	$ -	$ -	$ -	$ -	$ -	$ -	$ -	$ 218	$ 218	$ 218	$ 218	$ 218	$ 218	$ 218
4665	610002272	376.2	$ -	$ -	$ -	$ -	$ -	$ -	$ -	$ -	$ -	$ 1,470	$ 1,470	$ 1,470	$ 1,470	$ 1,470	$ 1,470	$ 1,470
4666	610002272	376.4	$ -	$ -	$ -	$ -	$ -	$ -	$ -	$ -	$ -	$ 186	$ 186	$ 186	$ 186	$ 186	$ 186	$ 186
4667	610002272	380.0	$ -	$ -	$ -	$ -	$ -	$ -	$ -	$ -	$ -	$ 300	$ 300	$ 300	$ 300	$ 300	$ 300	$ 300
4668	T660002273	367.1	$ -	$ -	$ -	$ -	$ -	$ -	$ 107	$ 107	$ 107	$ 107	$ 107	$ 107	$ 107	$ 107	$ 107	$ 107
4669	660002274	390.0	$ -	$ -	$ -	$ -	$ -	$ -	$ -	$ -	$ -	$ -	$ -	$ -	$ -	$ -	$ -	$ -
4670	601002275	303.3	$ -	$ -	$ -	$ 372	$ 372	$ 372	$ 372	$ 372	$ 372	$ 372	$ 372	$ 372	$ 372	$ 372	$ 372	$ 372
4671	T621002276	368.0	$ -	$ -	$ 1	$ 1	$ 1	$ 1	$ 1	$ 1	$ 1	$ 1	$ 1	$ 1	$ 1	$ 1	$ 1	$ 1
4672	T621002276	369.0	$ -	$ -	$ 5	$ 5	$ 5	$ 6	$ 6	$ 6	$ 6	$ 6	$ 6	$ 6	$ 6	$ 6	$ 6	$ 6
4673	T624002277	368.0	$ -	$ -	$ -	$ -	$ -	$ 23	$ 23	$ 23	$ 23	$ 23	$ 23	$ 23	$ 23	$ 23	$ 23	$ 23
4674	T624002277	369.0	$ -	$ -	$ -	$ -	$ -	$ 97	$ 97	$ 97	$ 97	$ 97	$ 97	$ 97	$ 97	$ 97	$ 97	$ 97
4675	601002278	303.3	$ -	$ -	$ -	$ -	$ -	$ -	$ -	$ -	$ -	$ -	$ -	$ -	$ -	$ -	$ -	$ -
4676	T624002279	368.0	$ -	$ -	$ -	$ 38	$ 38	$ 42	$ 42	$ 42	$ 42	$ 42	$ 42	$ 42	$ 42	$ 42	$ 42	$ 42
4677	T624002279	369.0	$ -	$ -	$ -	$ 156	$ 156	$ 173	$ 173	$ 173	$ 173	$ 173	$ 173	$ 173	$ 173	$ 173	$ 173	$ 173
4678	601002280	376.2	$ -	$ -	$ -	$ -	$ -	$ -	$ -	$ -	$ -	$ -	$ -	$ -	$ -	$ -	$ -	$ -
4679	T601002281	367.1	$ -	$ -	$ -	$ -	$ -	$ 76	$ 76	$ 76	$ 76	$ 76	$ 76	$ 76	$ 76	$ 76	$ 76	$ 76
4680	T601002281	368.0	$ -	$ -	$ -	$ -	$ -	$ 111	$ 111	$ 111	$ 111	$ 111	$ 111	$ 111	$ 111	$ 111	$ 111	$ 111
4681	T601002281	369.0	$ -	$ -	$ -	$ -	$ -	$ 99	$ 99	$ 99	$ 99	$ 99	$ 99	$ 99	$ 99	$ 99	$ 99	$ 99
4682	601002282	303.3	$ -	$ -	$ 1,847	$ 1,847	$ 1,847	$ 1,847	$ 1,847	$ 1,847	$ 1,847	$ 1,847	$ 1,847	$ 1,847	$ 1,847	$ 1,847	$ 1,847	$ 1,847
4683	T680002283	368.0	$ -	$ -	$ 6	$ 6	$ 6	$ 7	$ 7	$ 7	$ 7	$ 7	$ 7	$ 7	$ 7	$ 7	$ 7	$ 7

Sponsored by NMGC Witness Erik C. Buchanan

WP Plant 4 Deprec Activity

NEW MEXICO GAS COMPANY, INC.

Depreciation Activity
Base Period - 12 Months Ending March 31, 2023
Future Test Year - 12 Months Ending September 30, 2025

	A	B	S	T	U	V	W	X	Y	Z	AA	AB	AC	AD	AE	AF
1																
2			Activity	Activity	Activity	Activity	Activity	Activity	Activity	Activity	Activity	Activity	Activity	Activity	Activity	Activity
3	Investment Number / Beginning Balance	FERC Account	8/31/2024	9/30/2024	10/31/2024	11/30/2024	12/31/2024	1/31/2025	2/28/2025	3/31/2025	4/30/2025	5/31/2025	6/30/2025	7/31/2025	8/31/2025	9/30/2025
4632	T680002259	368.0	$ -	$ -	$ -	$ -	$ -	$ -	$ -	$ -	$ -	$ -	$ -	$ -	$ -	$ -
4633	T680002259	369.0	$ -	$ -	$ -	$ -	$ -	$ -	$ -	$ -	$ -	$ -	$ -	$ -	$ -	$ -
4634	601002260	303.3	$ -	$ -	$ -	$ -	$ -	$ -	$ -	$ -	$ -	$ -	$ -	$ -	$ -	$ -
4635	T610002261	367.1	$ -	$ -	$ -	$ -	$ -	$ -	$ -	$ -	$ -	$ -	$ -	$ -	$ -	$ -
4636	T610002261	368.0	$ -	$ -	$ -	$ -	$ -	$ -	$ -	$ -	$ -	$ -	$ -	$ -	$ -	$ -
4637	T610002261	369.0	$ -	$ -	$ -	$ -	$ -	$ -	$ -	$ -	$ -	$ -	$ -	$ -	$ -	$ -
4638	T610002262	367.1	$ -	$ -	$ -	$ -	$ -	$ -	$ -	$ -	$ -	$ -	$ -	$ -	$ -	$ -
4639	T610002262	368.0	$ -	$ -	$ -	$ -	$ -	$ -	$ -	$ -	$ -	$ -	$ -	$ -	$ -	$ -
4640	T610002262	369.0	$ -	$ -	$ -	$ -	$ -	$ -	$ -	$ -	$ -	$ -	$ -	$ -	$ -	$ -
4641	T680002263	367.1	$ -	$ -	$ -	$ -	$ -	$ -	$ -	$ -	$ -	$ -	$ -	$ -	$ -	$ -
4642	T680002263	368.0	$ -	$ -	$ -	$ -	$ -	$ -	$ -	$ -	$ -	$ -	$ -	$ -	$ -	$ -
4643	T680002263	369.0	$ -	$ -	$ -	$ -	$ -	$ -	$ -	$ -	$ -	$ -	$ -	$ -	$ -	$ -
4644	T680002264	367.1	$ -	$ -	$ -	$ -	$ -	$ -	$ -	$ -	$ -	$ -	$ -	$ -	$ -	$ -
4645	T680002264	368.0	$ -	$ -	$ -	$ -	$ -	$ -	$ -	$ -	$ -	$ -	$ -	$ -	$ -	$ -
4646	T680002264	369.0	$ -	$ -	$ -	$ -	$ -	$ -	$ -	$ -	$ -	$ -	$ -	$ -	$ -	$ -
4647	T680002265	367.1	$ -	$ -	$ -	$ -	$ -	$ -	$ -	$ -	$ -	$ -	$ -	$ -	$ -	$ -
4648	T680002265	368.0	$ -	$ -	$ -	$ -	$ -	$ -	$ -	$ -	$ -	$ -	$ -	$ -	$ -	$ -
4649	T680002265	369.0	$ -	$ -	$ -	$ -	$ -	$ -	$ -	$ -	$ -	$ -	$ -	$ -	$ -	$ -
4650	T680002266	367.1	$ -	$ 1,079	$ 1,079	$ 1,079	$ 1,079	$ 1,079	$ 1,079	$ 1,079	$ 1,079	$ 1,079	$ 1,079	$ 1,079	$ 1,079	$ 1,079
4651	T680002266	368.0	$ -	$ 207	$ 207	$ 207	$ 207	$ 207	$ 207	$ 207	$ 207	$ 207	$ 207	$ 207	$ 207	$ 207
4652	T680002266	369.0	$ -	$ 428	$ 428	$ 428	$ 428	$ 428	$ 428	$ 428	$ 428	$ 428	$ 428	$ 428	$ 428	$ 428
4653	T680002267	367.1	$ -	$ -	$ -	$ -	$ -	$ -	$ -	$ -	$ -	$ -	$ -	$ -	$ -	$ 1,058
4654	T680002267	368.0	$ -	$ -	$ -	$ -	$ -	$ -	$ -	$ -	$ -	$ -	$ -	$ -	$ -	$ 203
4655	T680002267	369.0	$ -	$ -	$ -	$ -	$ -	$ -	$ -	$ -	$ -	$ -	$ -	$ -	$ -	$ 420
4656	601002268	391.2	$ -	$ -	$ -	$ -	$ -	$ -	$ -	$ -	$ -	$ -	$ -	$ -	$ -	$ -
4657	601002268	397.0	$ -	$ -	$ -	$ -	$ -	$ -	$ -	$ -	$ -	$ -	$ -	$ -	$ -	$ -
4658	601002268	398.0	$ -	$ -	$ -	$ -	$ -	$ -	$ -	$ -	$ -	$ -	$ -	$ -	$ -	$ -
4659	T601002269	367.1	$ -	$ -	$ -	$ -	$ -	$ -	$ -	$ -	$ -	$ -	$ -	$ -	$ -	$ -
4660	T601002269	368.0	$ -	$ -	$ -	$ -	$ -	$ -	$ -	$ -	$ -	$ -	$ -	$ -	$ -	$ -
4661	T601002269	369.0	$ -	$ -	$ -	$ -	$ -	$ -	$ -	$ -	$ -	$ -	$ -	$ -	$ -	$ -
4662	T624002270	367.1	$ -	$ -	$ -	$ -	$ -	$ -	$ -	$ -	$ -	$ -	$ -	$ -	$ -	$ -
4663	T624002271	369.0	$ -	$ -	$ -	$ -	$ -	$ -	$ -	$ -	$ -	$ -	$ -	$ -	$ -	$ -
4664	610002272	376.1	$ 218	$ 218	$ 218	$ 218	$ 218	$ 218	$ 218	$ 218	$ 218	$ 218	$ 218	$ 218	$ 218	$ 218
4665	610002272	376.2	$ 1,470	$ 1,470	$ 1,470	$ 1,470	$ 1,470	$ 1,470	$ 1,470	$ 1,470	$ 1,470	$ 1,470	$ 1,470	$ 1,470	$ 1,470	$ 1,470
4666	610002272	376.4	$ 186	$ 186	$ 186	$ 186	$ 186	$ 186	$ 186	$ 186	$ 186	$ 186	$ 186	$ 186	$ 186	$ 186
4667	610002272	380.0	$ 300	$ 300	$ 300	$ 300	$ 300	$ 300	$ 300	$ 300	$ 300	$ 300	$ 300	$ 300	$ 300	$ 300
4668	T660002273	367.1	$ 107	$ 107	$ 107	$ 107	$ 107	$ 107	$ 107	$ 107	$ 107	$ 107	$ 107	$ 107	$ 107	$ 107
4669	660002274	390.0	$ -	$ -	$ -	$ -	$ -	$ -	$ -	$ -	$ -	$ -	$ -	$ -	$ -	$ -
4670	601002275	303.3	$ 372	$ 372	$ 372	$ 372	$ 372	$ 372	$ 372	$ 372	$ 372	$ 372	$ 372	$ 372	$ 372	$ 372
4671	T621002276	368.0	$ 1	$ 1	$ 1	$ 1	$ 1	$ 1	$ 1	$ 1	$ 1	$ 1	$ 1	$ 1	$ 1	$ 1
4672	T621002276	369.0	$ 6	$ 6	$ 6	$ 6	$ 6	$ 6	$ 6	$ 6	$ 6	$ 6	$ 6	$ 6	$ 6	$ 6
4673	T624002277	368.0	$ 23	$ 23	$ 23	$ 23	$ 23	$ 23	$ 23	$ 23	$ 23	$ 23	$ 23	$ 23	$ 23	$ 23
4674	T624002277	369.0	$ 97	$ 97	$ 97	$ 97	$ 97	$ 97	$ 97	$ 97	$ 97	$ 97	$ 97	$ 97	$ 97	$ 97
4675	601002278	303.3	$ -	$ -	$ -	$ -	$ -	$ -	$ -	$ -	$ -	$ -	$ -	$ -	$ -	$ -
4676	T624002279	368.0	$ 42	$ 42	$ 42	$ 42	$ 42	$ 42	$ 42	$ 42	$ 42	$ 42	$ 42	$ 42	$ 42	$ 42
4677	T624002279	369.0	$ 173	$ 173	$ 173	$ 173	$ 173	$ 173	$ 173	$ 173	$ 173	$ 173	$ 173	$ 173	$ 173	$ 173
4678	601002280	376.2	$ -	$ -	$ -	$ -	$ -	$ -	$ -	$ -	$ -	$ -	$ -	$ -	$ -	$ -
4679	T601002281	367.1	$ 76	$ 76	$ 76	$ 76	$ 76	$ 76	$ 76	$ 76	$ 76	$ 76	$ 76	$ 76	$ 76	$ 76
4680	T601002281	368.0	$ 111	$ 111	$ 111	$ 111	$ 111	$ 111	$ 111	$ 111	$ 111	$ 111	$ 111	$ 111	$ 111	$ 111
4681	T601002281	369.0	$ 99	$ 99	$ 99	$ 99	$ 99	$ 99	$ 99	$ 99	$ 99	$ 99	$ 99	$ 99	$ 99	$ 99
4682	601002282	303.3	$ 1,847	$ 1,847	$ 1,847	$ 1,847	$ 1,847	$ 1,847	$ 1,847	$ 1,847	$ 1,847	$ 1,847	$ 1,847	$ 1,847	$ 1,847	$ 1,847
4683	T680002283	368.0	$ 7	$ 7	$ 7	$ 7	$ 7	$ 7	$ 7	$ 7	$ 7	$ 7	$ 7	$ 7	$ 7	$ 7

Sponsored by NMGC Witness Erik C. Buchanan

NEW MEXICO GAS COMPANY, INC.

Depreciation Activity
Base Period - 12 Months Ending March 31, 2023
Future Test Year - 12 Months Ending September 30, 2025

	A	B	C	D	E	F	G	H	I	J	K	L	M	N	O	P	Q	R
1																		
2			Activity	Activity	Activity	Activity	Activity	Activity	Activity	Activity	Activity	Activity	Activity	Activity	Activity	Activity	Activity	Activity
3	Investment Number / Beginning Balance	FERC Account	4/30/2023	5/31/2023	6/30/2023	7/31/2023	8/31/2023	9/30/2023	10/31/2023	11/30/2023	12/31/2023	1/31/2024	2/29/2024	3/31/2024	4/30/2024	5/31/2024	6/30/2024	7/31/2024
4684	T680002283	369.0	$ -	$ -	$ 25	$ 25	$ 25	$ 27	$ 27	$ 27	$ 27	$ 27	$ 27	$ 27	$ 27	$ 27	$ 27	$ 27
4685	601002284	376.2	$ -	$ -	$ -	$ -	$ -	$ -	$ -	$ -	$ -	$ -	$ -	$ -	$ -	$ -	$ -	$ -
4686	601002285	391.2	$ -	$ -	$ 3,543	$ 3,543	$ 3,543	$ 3,578	$ 3,578	$ 3,578	$ 3,578	$ 3,578	$ 3,578	$ 3,578	$ 3,578	$ 3,578	$ 3,578	$ 3,578
4687	601002285	397.0	$ -	$ -	$ 80	$ 80	$ 80	$ 169	$ 169	$ 169	$ 169	$ 169	$ 169	$ 169	$ 169	$ 169	$ 169	$ 169
4688	601002285	398.0	$ -	$ -	$ 301	$ 301	$ 301	$ 345	$ 345	$ 345	$ 345	$ 345	$ 345	$ 345	$ 345	$ 345	$ 345	$ 345
4689	610002286	376.1	$ -	$ -	$ -	$ -	$ -	$ -	$ -	$ -	$ -	$ -	$ -	$ -	$ -	$ -	$ -	$ -
4690	610002286	376.2	$ -	$ -	$ -	$ -	$ -	$ -	$ -	$ -	$ -	$ -	$ -	$ -	$ -	$ -	$ -	$ -
4691	610002286	376.4	$ -	$ -	$ -	$ -	$ -	$ -	$ -	$ -	$ -	$ -	$ -	$ -	$ -	$ -	$ -	$ -
4692	610002286	380.0	$ -	$ -	$ -	$ -	$ -	$ -	$ -	$ -	$ -	$ -	$ -	$ -	$ -	$ -	$ -	$ -
4693	T624002287	367.1	$ -	$ -	$ -	$ -	$ -	$ -	$ -	$ -	$ -	$ -	$ -	$ -	$ -	$ -	$ -	$ -
4694	T624002287	368.0	$ -	$ -	$ -	$ -	$ -	$ -	$ -	$ -	$ -	$ -	$ -	$ -	$ -	$ -	$ -	$ -
4695	T624002287	369.0	$ -	$ -	$ -	$ -	$ -	$ -	$ -	$ -	$ -	$ -	$ -	$ -	$ -	$ -	$ -	$ -
4696	610002288	376.1	$ -	$ 70	$ 70	$ 70	$ 70	$ 66	$ 66	$ 66	$ 66	$ 66	$ 66	$ 66	$ 66	$ 66	$ 66	$ 66
4697	610002288	376.2	$ -	$ 429	$ 429	$ 429	$ 429	$ 445	$ 445	$ 445	$ 445	$ 445	$ 445	$ 445	$ 445	$ 445	$ 445	$ 445
4698	610002288	376.4	$ -	$ 57	$ 57	$ 57	$ 57	$ 56	$ 56	$ 56	$ 56	$ 56	$ 56	$ 56	$ 56	$ 56	$ 56	$ 56
4699	610002288	380.0	$ -	$ 207	$ 207	$ 207	$ 207	$ 91	$ 91	$ 91	$ 91	$ 91	$ 91	$ 91	$ 91	$ 91	$ 91	$ 91
4700	680002290	376.2	$ -	$ -	$ -	$ -	$ -	$ -	$ -	$ -	$ -	$ -	$ -	$ -	$ -	$ -	$ -	$ -
4701	610002291	378.0	$ -	$ -	$ -	$ -	$ -	$ -	$ 106	$ 106	$ 106	$ 106	$ 106	$ 106	$ 106	$ 106	$ 106	$ 106
4702	610002291	385.0	$ -	$ -	$ -	$ -	$ -	$ -	$ 331	$ 331	$ 331	$ 331	$ 331	$ 331	$ 331	$ 331	$ 331	$ 331
4703	T624002292	367.1	$ -	$ -	$ -	$ -	$ 0	$ 0	$ 0	$ 0	$ 0	$ 0	$ 0	$ 0	$ 0	$ 0	$ 0	$ 0
4704	T624002292	368.0	$ -	$ -	$ -	$ -	$ 0	$ 0	$ 0	$ 0	$ 0	$ 0	$ 0	$ 0	$ 0	$ 0	$ 0	$ 0
4705	T624002292	369.0	$ -	$ -	$ -	$ -	$ 0	$ 0	$ 0	$ 0	$ 0	$ 0	$ 0	$ 0	$ 0	$ 0	$ 0	$ 0
4706	622002293	376.2	$ -	$ -	$ -	$ -	$ 316	$ 329	$ 329	$ 329	$ 329	$ 329	$ 329	$ 329	$ 329	$ 329	$ 329	$ 329
4707	T624002294	369.0	$ -	$ -	$ -	$ -	$ -	$ -	$ -	$ -	$ -	$ -	$ -	$ -	$ -	$ -	$ -	$ -
4708	601002295	391.2	$ -	$ -	$ -	$ -	$ -	$ -	$ 7,745	$ 7,745	$ 7,745	$ 7,745	$ 7,745	$ 7,745	$ 7,745	$ 7,745	$ 7,745	$ 7,745
4709	601002295	397.0	$ -	$ -	$ -	$ -	$ -	$ -	$ 366	$ 366	$ 366	$ 366	$ 366	$ 366	$ 366	$ 366	$ 366	$ 366
4710	601002295	398.0	$ -	$ -	$ -	$ -	$ -	$ -	$ 746	$ 746	$ 746	$ 746	$ 746	$ 746	$ 746	$ 746	$ 746	$ 746
4711	T624002296	369.0	$ -	$ -	$ -	$ -	$ -	$ -	$ -	$ -	$ -	$ -	$ -	$ -	$ -	$ -	$ -	$ -
4712	T624002297	378.0	$ -	$ -	$ -	$ -	$ -	$ -	$ -	$ -	$ -	$ -	$ -	$ -	$ -	$ -	$ -	$ -
4713	T624002297	385.0	$ -	$ -	$ -	$ -	$ -	$ -	$ -	$ -	$ -	$ -	$ -	$ -	$ -	$ -	$ -	$ -
4714	T624002298	369.0	$ -	$ -	$ -	$ -	$ -	$ -	$ -	$ -	$ -	$ -	$ -	$ -	$ -	$ -	$ -	$ -
4715	T624002299	369.0	$ -	$ -	$ -	$ -	$ -	$ -	$ -	$ -	$ -	$ -	$ -	$ -	$ -	$ -	$ -	$ -
4716	T624002300	369.0	$ -	$ -	$ -	$ -	$ -	$ -	$ -	$ -	$ -	$ -	$ -	$ -	$ -	$ -	$ -	$ -
4717	T624002301	369.0	$ -	$ -	$ -	$ -	$ -	$ -	$ -	$ -	$ -	$ -	$ -	$ -	$ -	$ -	$ -	$ -
4718	T624002302	369.0	$ -	$ -	$ -	$ -	$ -	$ -	$ -	$ -	$ -	$ -	$ -	$ -	$ -	$ -	$ -	$ -
4719	T624002303	368.0	$ -	$ -	$ -	$ -	$ -	$ -	$ -	$ -	$ -	$ -	$ -	$ -	$ -	$ -	$ -	$ -
4720	T624002303	369.0	$ -	$ -	$ -	$ -	$ -	$ -	$ -	$ -	$ -	$ -	$ -	$ -	$ -	$ -	$ -	$ -
4721	T624002304	368.0	$ -	$ -	$ -	$ -	$ -	$ -	$ -	$ -	$ -	$ -	$ -	$ -	$ -	$ -	$ -	$ -
4722	T624002304	369.0	$ -	$ -	$ -	$ -	$ -	$ -	$ -	$ -	$ -	$ -	$ -	$ -	$ -	$ -	$ -	$ -
4723	T624002305	368.0	$ -	$ -	$ -	$ -	$ -	$ -	$ -	$ -	$ -	$ -	$ -	$ -	$ -	$ -	$ -	$ -
4724	T624002305	369.0	$ -	$ -	$ -	$ -	$ -	$ -	$ -	$ -	$ -	$ -	$ -	$ -	$ -	$ -	$ -	$ -
4725	T624002306	368.0	$ -	$ -	$ -	$ -	$ -	$ -	$ -	$ -	$ -	$ -	$ -	$ -	$ -	$ -	$ -	$ -
4726	T624002306	369.0	$ -	$ -	$ -	$ -	$ -	$ -	$ -	$ -	$ -	$ -	$ -	$ -	$ -	$ -	$ -	$ -
4727	T624002307	368.0	$ -	$ -	$ -	$ -	$ -	$ -	$ -	$ -	$ -	$ -	$ -	$ -	$ -	$ -	$ -	$ -
4728	T624002307	369.0	$ -	$ -	$ -	$ -	$ -	$ -	$ -	$ -	$ -	$ -	$ -	$ -	$ -	$ -	$ -	$ -
4729	T624002308	368.0	$ -	$ -	$ -	$ -	$ -	$ -	$ -	$ -	$ -	$ -	$ -	$ -	$ -	$ -	$ -	$ -
4730	T624002308	369.0	$ -	$ -	$ -	$ -	$ -	$ -	$ -	$ -	$ -	$ -	$ -	$ -	$ -	$ -	$ -	$ -
4731	T624002309	368.0	$ -	$ -	$ -	$ -	$ -	$ -	$ -	$ -	$ -	$ -	$ -	$ -	$ -	$ -	$ -	$ -
4732	T624002309	369.0	$ -	$ -	$ -	$ -	$ -	$ -	$ -	$ -	$ -	$ -	$ -	$ -	$ -	$ -	$ -	$ -
4733	T624002310	368.0	$ -	$ -	$ -	$ -	$ -	$ -	$ -	$ -	$ -	$ -	$ -	$ -	$ -	$ -	$ -	$ -
4734	T624002310	369.0	$ -	$ -	$ -	$ -	$ -	$ -	$ -	$ -	$ -	$ -	$ -	$ -	$ -	$ -	$ -	$ -
4735	T624002311	368.0	$ -	$ -	$ -	$ -	$ -	$ -	$ -	$ -	$ -	$ -	$ -	$ -	$ -	$ -	$ -	$ -

NEW MEXICO GAS COMPANY, INC.

Depreciation Activity
Base Period - 12 Months Ending March 31, 2023
Future Test Year - 12 Months Ending September 30, 2025

	A	B	S	T	U	V	W	X	Y	Z	AA	AB	AC	AD	AE	AF
1																
2			Activity	Activity	Activity	Activity	Activity	Activity	Activity	Activity	Activity	Activity	Activity	Activity	Activity	Activity
3	Investment Number / Beginning Balance	FERC Account	8/31/2024	9/30/2024	10/31/2024	11/30/2024	12/31/2024	1/31/2025	2/28/2025	3/31/2025	4/30/2025	5/31/2025	6/30/2025	7/31/2025	8/31/2025	9/30/2025
4684	T680002283	369.0	$ 27	$ 27	$ 27	$ 27	$ 27	$ 27	$ 27	$ 27	$ 27	$ 27	$ 27	$ 27	$ 27	$ 27
4685	601002284	376.2	$ -	$ -	$ -	$ -	$ -	$ -	$ -	$ -	$ -	$ -	$ -	$ -	$ -	$ -
4686	601002285	391.2	$ 3,578	$ 3,578	$ 3,578	$ 3,578	$ 3,578	$ 3,578	$ 3,578	$ 3,578	$ 3,578	$ 3,578	$ 3,578	$ 3,578	$ 3,578	$ 3,578
4687	601002285	397.0	$ 169	$ 169	$ 169	$ 169	$ 169	$ 169	$ 169	$ 169	$ 169	$ 169	$ 169	$ 169	$ 169	$ 169
4688	601002285	398.0	$ 345	$ 345	$ 345	$ 345	$ 345	$ 345	$ 345	$ 345	$ 345	$ 345	$ 345	$ 345	$ 345	$ 345
4689	610002286	376.1	$ -	$ -	$ -	$ -	$ -	$ -	$ -	$ -	$ -	$ -	$ -	$ -	$ -	$ -
4690	610002286	376.2	$ -	$ -	$ -	$ -	$ -	$ -	$ -	$ -	$ -	$ -	$ -	$ -	$ -	$ -
4691	610002286	376.4	$ -	$ -	$ -	$ -	$ -	$ -	$ -	$ -	$ -	$ -	$ -	$ -	$ -	$ -
4692	610002286	380.0	$ -	$ -	$ -	$ -	$ -	$ -	$ -	$ -	$ -	$ -	$ -	$ -	$ -	$ -
4693	T624002287	367.1	$ -	$ -	$ -	$ -	$ -	$ -	$ -	$ -	$ -	$ -	$ -	$ -	$ -	$ -
4694	T624002287	368.0	$ -	$ -	$ -	$ -	$ -	$ -	$ -	$ -	$ -	$ -	$ -	$ -	$ -	$ -
4695	T624002287	369.0	$ -	$ -	$ -	$ -	$ -	$ -	$ -	$ -	$ -	$ -	$ -	$ -	$ -	$ -
4696	610002288	376.1	$ 66	$ 66	$ 66	$ 66	$ 66	$ 66	$ 66	$ 66	$ 66	$ 66	$ 66	$ 66	$ 66	$ 66
4697	610002288	376.2	$ 445	$ 445	$ 445	$ 445	$ 445	$ 445	$ 445	$ 445	$ 445	$ 445	$ 445	$ 445	$ 445	$ 445
4698	610002288	376.4	$ 56	$ 56	$ 56	$ 56	$ 56	$ 56	$ 56	$ 56	$ 56	$ 56	$ 56	$ 56	$ 56	$ 56
4699	610002288	380.0	$ 91	$ 91	$ 91	$ 91	$ 91	$ 91	$ 91	$ 91	$ 91	$ 91	$ 91	$ 91	$ 91	$ 91
4700	680002290	376.2	$ -	$ -	$ -	$ -	$ -	$ -	$ -	$ -	$ -	$ -	$ -	$ -	$ -	$ -
4701	610002291	378.0	$ 106	$ 106	$ 106	$ 106	$ 106	$ 106	$ 106	$ 106	$ 106	$ 106	$ 106	$ 106	$ 106	$ 106
4702	610002291	385.0	$ 331	$ 331	$ 331	$ 331	$ 331	$ 331	$ 331	$ 331	$ 331	$ 331	$ 331	$ 331	$ 331	$ 331
4703	T624002292	367.1	$ 0	$ 0	$ 0	$ 0	$ 0	$ 0	$ 0	$ 0	$ 0	$ 0	$ 0	$ 0	$ 0	$ 0
4704	T624002292	368.0	$ 0	$ 0	$ 0	$ 0	$ 0	$ 0	$ 0	$ 0	$ 0	$ 0	$ 0	$ 0	$ 0	$ 0
4705	T624002292	369.0	$ 0	$ 0	$ 0	$ 0	$ 0	$ 0	$ 0	$ 0	$ 0	$ 0	$ 0	$ 0	$ 0	$ 0
4706	622002293	376.2	$ 329	$ 329	$ 329	$ 329	$ 329	$ 329	$ 329	$ 329	$ 329	$ 329	$ 329	$ 329	$ 329	$ 329
4707	T624002294	369.0	$ -	$ -	$ -	$ -	$ -	$ -	$ -	$ -	$ -	$ -	$ -	$ -	$ -	$ -
4708	601002295	391.2	$ 7,745	$ 7,745	$ 7,745	$ 7,745	$ 7,745	$ 7,745	$ 7,745	$ 7,745	$ 7,745	$ 7,745	$ 7,745	$ 7,745	$ 7,745	$ 7,745
4709	601002295	397.0	$ 366	$ 366	$ 366	$ 366	$ 366	$ 366	$ 366	$ 366	$ 366	$ 366	$ 366	$ 366	$ 366	$ 366
4710	601002295	398.0	$ 746	$ 746	$ 746	$ 746	$ 746	$ 746	$ 746	$ 746	$ 746	$ 746	$ 746	$ 746	$ 746	$ 746
4711	T624002296	369.0	$ -	$ -	$ -	$ -	$ -	$ -	$ -	$ -	$ -	$ -	$ -	$ -	$ 88	$ 88
4712	T624002297	378.0	$ 28	$ 28	$ 28	$ 28	$ 28	$ 28	$ 28	$ 28	$ 28	$ 28	$ 28	$ 28	$ 28	$ 28
4713	T624002297	385.0	$ 86	$ 86	$ 86	$ 86	$ 86	$ 86	$ 86	$ 86	$ 86	$ 86	$ 86	$ 86	$ 86	$ 86
4714	T624002298	369.0	$ -	$ -	$ -	$ -	$ -	$ -	$ -	$ -	$ -	$ -	$ -	$ -	$ -	$ -
4715	T624002299	369.0	$ 85	$ 85	$ 85	$ 85	$ 85	$ 85	$ 85	$ 85	$ 85	$ 85	$ 85	$ 85	$ 85	$ 85
4716	T624002300	369.0	$ -	$ -	$ -	$ -	$ -	$ -	$ -	$ -	$ -	$ -	$ -	$ -	$ -	$ -
4717	T624002301	369.0	$ -	$ -	$ -	$ -	$ -	$ -	$ -	$ -	$ -	$ -	$ -	$ -	$ -	$ -
4718	T624002302	369.0	$ -	$ -	$ -	$ -	$ -	$ -	$ -	$ -	$ -	$ -	$ -	$ -	$ -	$ -
4719	T624002303	368.0	$ -	$ -	$ -	$ -	$ -	$ -	$ -	$ -	$ -	$ -	$ -	$ -	$ 17	$ 17
4720	T624002303	369.0	$ -	$ -	$ -	$ -	$ -	$ -	$ -	$ -	$ -	$ -	$ -	$ -	$ 69	$ 69
4721	T624002304	368.0	$ -	$ -	$ -	$ -	$ -	$ -	$ -	$ -	$ -	$ -	$ -	$ -	$ 17	$ 17
4722	T624002304	369.0	$ -	$ -	$ -	$ -	$ -	$ -	$ -	$ -	$ -	$ -	$ -	$ -	$ 69	$ 69
4723	T624002305	368.0	$ -	$ -	$ -	$ -	$ -	$ -	$ -	$ -	$ -	$ -	$ -	$ -	$ -	$ -
4724	T624002305	369.0	$ -	$ -	$ -	$ -	$ -	$ -	$ -	$ -	$ -	$ -	$ -	$ -	$ -	$ -
4725	T624002306	368.0	$ -	$ -	$ -	$ -	$ -	$ -	$ -	$ -	$ -	$ -	$ -	$ -	$ -	$ -
4726	T624002306	369.0	$ -	$ -	$ -	$ -	$ -	$ -	$ -	$ -	$ -	$ -	$ -	$ -	$ -	$ -
4727	T624002307	368.0	$ 8	$ 8	$ 8	$ 8	$ 8	$ 8	$ 8	$ 8	$ 8	$ 8	$ 8	$ 8	$ 8	$ 8
4728	T624002307	369.0	$ 31	$ 31	$ 31	$ 31	$ 31	$ 31	$ 31	$ 31	$ 31	$ 31	$ 31	$ 31	$ 31	$ 31
4729	T624002308	368.0	$ -	$ -	$ -	$ -	$ -	$ -	$ -	$ -	$ -	$ -	$ -	$ -	$ -	$ -
4730	T624002308	369.0	$ -	$ -	$ -	$ -	$ -	$ -	$ -	$ -	$ -	$ -	$ -	$ -	$ -	$ -
4731	T624002309	368.0	$ -	$ -	$ -	$ -	$ -	$ -	$ -	$ -	$ -	$ -	$ -	$ -	$ -	$ -
4732	T624002309	369.0	$ -	$ -	$ -	$ -	$ -	$ -	$ -	$ -	$ -	$ -	$ -	$ -	$ -	$ -
4733	T624002310	368.0	$ -	$ 4	$ 4	$ 4	$ 4	$ 4	$ 4	$ 4	$ 4	$ 4	$ 4	$ 4	$ 4	$ 4
4734	T624002310	369.0	$ -	$ 17	$ 17	$ 17	$ 17	$ 17	$ 17	$ 17	$ 17	$ 17	$ 17	$ 17	$ 17	$ 17
4735	T624002311	368.0	$ -	$ -	$ -	$ -	$ -	$ -	$ -	$ -	$ -	$ -	$ -	$ -	$ -	$ -

Sponsored by NMGC Witness Erik C. Buchanan

NEW MEXICO GAS COMPANY, INC.

Depreciation Activity
Base Period - 12 Months Ending March 31, 2023
Future Test Year - 12 Months Ending September 30, 2025

	A	B	C	D	E	F	G	H	I	J	K	L	M	N	O	P	Q	R
1																		
2			Activity	Activity	Activity	Activity	Activity	Activity	Activity	Activity	Activity	Activity	Activity	Activity	Activity	Activity	Activity	Activity
3	Investment Number / Beginning Balance	FERC Account	4/30/2023	5/31/2023	6/30/2023	7/31/2023	8/31/2023	9/30/2023	10/31/2023	11/30/2023	12/31/2023	1/31/2024	2/29/2024	3/31/2024	4/30/2024	5/31/2024	6/30/2024	7/31/2024
4736	T624002311	369.0	$ -	$ -	$ -	$ -	$ -	$ -	$ -	$ -	$ -	$ -	$ -	$ -	$ -	$ -	$ -	$ -
4737	T624002312	368.0	$ -	$ -	$ -	$ -	$ -	$ -	$ -	$ -	$ -	$ -	$ -	$ -	$ -	$ -	$ -	$ -
4738	T624002312	369.0	$ -	$ -	$ -	$ -	$ -	$ -	$ -	$ -	$ -	$ -	$ -	$ -	$ -	$ -	$ -	$ -
4739	T624002313	368.0	$ -	$ -	$ -	$ -	$ -	$ -	$ -	$ -	$ -	$ -	$ -	$ -	$ -	$ -	$ -	$ -
4740	T624002313	369.0	$ -	$ -	$ -	$ -	$ -	$ -	$ -	$ -	$ -	$ -	$ -	$ -	$ -	$ -	$ -	$ -
4741	T624002314	368.0	$ -	$ -	$ -	$ -	$ -	$ -	$ -	$ -	$ -	$ -	$ -	$ -	$ -	$ -	$ -	$ -
4742	T624002314	369.0	$ -	$ -	$ -	$ -	$ -	$ -	$ -	$ -	$ -	$ -	$ -	$ -	$ -	$ -	$ -	$ -
4743	T624002315	368.0	$ -	$ -	$ -	$ -	$ -	$ -	$ -	$ -	$ -	$ -	$ -	$ -	$ -	$ -	$ -	$ -
4744	T624002315	369.0	$ -	$ -	$ -	$ -	$ -	$ -	$ -	$ -	$ -	$ -	$ -	$ -	$ -	$ -	$ -	$ -
4745	T624002316	368.0	$ -	$ -	$ -	$ -	$ -	$ -	$ -	$ -	$ -	$ -	$ -	$ -	$ -	$ -	$ -	$ -
4746	T624002316	369.0	$ -	$ -	$ -	$ -	$ -	$ -	$ -	$ -	$ -	$ -	$ -	$ -	$ -	$ -	$ -	$ -
4747	T624002317	368.0	$ -	$ -	$ -	$ -	$ -	$ -	$ -	$ -	$ -	$ -	$ -	$ -	$ -	$ -	$ -	$ -
4748	T624002317	369.0	$ -	$ -	$ -	$ -	$ -	$ -	$ -	$ -	$ -	$ -	$ -	$ -	$ -	$ -	$ -	$ -
4749	T624002318	368.0	$ -	$ -	$ -	$ -	$ -	$ -	$ -	$ -	$ -	$ -	$ -	$ -	$ -	$ -	$ -	$ -
4750	T624002318	369.0	$ -	$ -	$ -	$ -	$ -	$ -	$ -	$ -	$ -	$ -	$ -	$ -	$ -	$ -	$ -	$ -
4751	660002319	376.1	$ -	$ -	$ -	$ -	$ -	$ -	$ -	$ -	$ -	$ -	$ -	$ -	$ -	$ -	$ -	$ -
4752	660002319	376.2	$ -	$ -	$ -	$ -	$ -	$ -	$ -	$ -	$ -	$ -	$ -	$ -	$ -	$ -	$ -	$ -
4753	660002319	376.4	$ -	$ -	$ -	$ -	$ -	$ -	$ -	$ -	$ -	$ -	$ -	$ -	$ -	$ -	$ -	$ -
4754	660002319	380.0	$ -	$ -	$ -	$ -	$ -	$ -	$ -	$ -	$ -	$ -	$ -	$ -	$ -	$ -	$ -	$ -
4755	T624002320	368.0	$ -	$ -	$ -	$ -	$ -	$ -	$ -	$ -	$ -	$ -	$ -	$ -	$ -	$ -	$ -	$ -
4756	T624002320	369.0	$ -	$ -	$ -	$ -	$ -	$ -	$ -	$ -	$ -	$ -	$ -	$ -	$ -	$ -	$ -	$ -
4757	T624002321	368.0	$ -	$ -	$ -	$ -	$ -	$ -	$ -	$ -	$ -	$ -	$ -	$ -	$ -	$ -	$ -	$ -
4758	T624002321	369.0	$ -	$ -	$ -	$ -	$ -	$ -	$ -	$ -	$ -	$ -	$ -	$ -	$ -	$ -	$ -	$ -
4759	T624002322	368.0	$ -	$ -	$ -	$ -	$ -	$ -	$ -	$ -	$ -	$ -	$ -	$ -	$ -	$ -	$ -	$ -
4760	T624002322	369.0	$ -	$ -	$ -	$ -	$ -	$ -	$ -	$ -	$ -	$ -	$ -	$ -	$ -	$ -	$ -	$ -
4761	T624002323	368.0	$ -	$ -	$ -	$ -	$ -	$ -	$ -	$ -	$ -	$ -	$ -	$ -	$ -	$ -	$ -	$ -
4762	T624002323	369.0	$ -	$ -	$ -	$ -	$ -	$ -	$ -	$ -	$ -	$ -	$ -	$ -	$ -	$ -	$ -	$ -
4763	622002324	376.1	$ -	$ -	$ -	$ -	$ -	$ -	$ -	$ -	$ -	$ -	$ -	$ -	$ -	$ -	$ -	$ -
4764	622002324	376.2	$ -	$ -	$ -	$ -	$ -	$ -	$ -	$ -	$ -	$ -	$ -	$ -	$ -	$ -	$ -	$ -
4765	622002324	376.4	$ -	$ -	$ -	$ -	$ -	$ -	$ -	$ -	$ -	$ -	$ -	$ -	$ -	$ -	$ -	$ -
4766	622002324	380.0	$ -	$ -	$ -	$ -	$ -	$ -	$ -	$ -	$ -	$ -	$ -	$ -	$ -	$ -	$ -	$ -
4767	622002325	376.1	$ -	$ -	$ -	$ -	$ -	$ -	$ -	$ -	$ -	$ -	$ -	$ -	$ -	$ -	$ -	$ -
4768	622002325	376.2	$ -	$ -	$ -	$ -	$ -	$ -	$ -	$ -	$ -	$ -	$ -	$ -	$ -	$ -	$ -	$ -
4769	622002325	376.4	$ -	$ -	$ -	$ -	$ -	$ -	$ -	$ -	$ -	$ -	$ -	$ -	$ -	$ -	$ -	$ -
4770	622002325	380.0	$ -	$ -	$ -	$ -	$ -	$ -	$ -	$ -	$ -	$ -	$ -	$ -	$ -	$ -	$ -	$ -
4771	629002326	376.1	$ -	$ -	$ -	$ -	$ -	$ -	$ -	$ -	$ -	$ -	$ -	$ -	$ -	$ -	$ -	$ -
4772	629002326	376.2	$ -	$ -	$ -	$ -	$ -	$ -	$ -	$ -	$ -	$ -	$ -	$ -	$ -	$ -	$ -	$ -
4773	629002326	376.4	$ -	$ -	$ -	$ -	$ -	$ -	$ -	$ -	$ -	$ -	$ -	$ -	$ -	$ -	$ -	$ -
4774	629002326	380.0	$ -	$ -	$ -	$ -	$ -	$ -	$ -	$ -	$ -	$ -	$ -	$ -	$ -	$ -	$ -	$ -
4775	660002327	376.1	$ -	$ -	$ -	$ -	$ -	$ -	$ -	$ -	$ -	$ -	$ -	$ -	$ -	$ -	$ -	$ -
4776	660002327	376.2	$ -	$ -	$ -	$ -	$ -	$ -	$ -	$ -	$ -	$ -	$ -	$ -	$ -	$ -	$ -	$ -
4777	660002327	376.4	$ -	$ -	$ -	$ -	$ -	$ -	$ -	$ -	$ -	$ -	$ -	$ -	$ -	$ -	$ -	$ -
4778	660002327	380.0	$ -	$ -	$ -	$ -	$ -	$ -	$ -	$ -	$ -	$ -	$ -	$ -	$ -	$ -	$ -	$ -
4779	T624002328	368.0	$ -	$ -	$ -	$ -	$ -	$ -	$ -	$ -	$ -	$ -	$ -	$ -	$ -	$ -	$ -	$ -
4780	T624002328	369.0	$ -	$ -	$ -	$ -	$ -	$ -	$ -	$ -	$ -	$ -	$ -	$ -	$ -	$ -	$ -	$ -
4781	T624002329	368.0	$ -	$ -	$ -	$ -	$ -	$ -	$ -	$ -	$ -	$ -	$ -	$ -	$ -	$ -	$ -	$ -
4782	T624002329	369.0	$ -	$ -	$ -	$ -	$ -	$ -	$ -	$ -	$ -	$ -	$ -	$ -	$ -	$ -	$ -	$ -
4783	660002330	380.0	$ -	$ -	$ -	$ -	$ -	$ -	$ -	$ -	$ -	$ -	$ -	$ -	$ -	$ -	$ -	$ -
4784	660002330	380.1	$ -	$ -	$ -	$ -	$ -	$ -	$ -	$ -	$ -	$ -	$ -	$ -	$ -	$ -	$ -	$ -
4785	626002331	376.1	$ -	$ -	$ -	$ -	$ -	$ -	$ -	$ -	$ -	$ -	$ -	$ -	$ -	$ -	$ -	$ -
4786	626002331	376.2	$ -	$ -	$ -	$ -	$ -	$ -	$ -	$ -	$ -	$ -	$ -	$ -	$ -	$ -	$ -	$ -
4787	626002331	376.4	$ -	$ -	$ -	$ -	$ -	$ -	$ -	$ -	$ -	$ -	$ -	$ -	$ -	$ -	$ -	$ -

NEW MEXICO GAS COMPANY, INC.

Depreciation Activity
Base Period - 12 Months Ending March 31, 2023
Future Test Year - 12 Months Ending September 30, 2025

	A	B	S	T	U	V	W	X	Y	Z	AA	AB	AC	AD	AE	AF
1																
2			Activity	Activity	Activity	Activity	Activity	Activity	Activity	Activity	Activity	Activity	Activity	Activity	Activity	Activity
3	Investment Number / Beginning Balance	FERC Account	8/31/2024	9/30/2024	10/31/2024	11/30/2024	12/31/2024	1/31/2025	2/28/2025	3/31/2025	4/30/2025	5/31/2025	6/30/2025	7/31/2025	8/31/2025	9/30/2025
4736	T624002311	369.0	$ -	$ -	$ -	$ -	$ -	$ -	$ -	$ -	$ -	$ -	$ -	$ -	$ -	$ -
4737	T624002312	368.0	$ -	$ -	$ -	$ -	$ -	$ -	$ -	$ -	$ -	$ -	$ -	$ -	$ -	$ -
4738	T624002312	369.0	$ -	$ -	$ -	$ -	$ -	$ -	$ -	$ -	$ -	$ -	$ -	$ -	$ -	$ -
4739	T624002313	368.0	$ -	$ -	$ -	$ -	$ -	$ -	$ -	$ -	$ -	$ -	$ -	$ -	$ -	$ -
4740	T624002313	369.0	$ -	$ -	$ -	$ -	$ -	$ -	$ -	$ -	$ -	$ -	$ -	$ -	$ -	$ -
4741	T624002314	368.0	$ -	$ -	$ -	$ -	$ -	$ -	$ -	$ -	$ -	$ -	$ -	$ -	$ -	$ -
4742	T624002314	369.0	$ -	$ -	$ -	$ -	$ -	$ -	$ -	$ -	$ -	$ -	$ -	$ -	$ -	$ -
4743	T624002315	368.0	$ -	$ -	$ -	$ -	$ -	$ -	$ -	$ -	$ -	$ -	$ -	$ -	$ -	$ -
4744	T624002315	369.0	$ -	$ -	$ -	$ -	$ -	$ -	$ -	$ -	$ -	$ -	$ -	$ -	$ -	$ -
4745	T624002316	368.0	$ -	$ -	$ -	$ -	$ -	$ -	$ -	$ -	$ -	$ -	$ -	$ -	$ -	$ 4
4746	T624002316	369.0	$ -	$ -	$ -	$ -	$ -	$ -	$ -	$ -	$ -	$ -	$ -	$ -	$ -	$ 17
4747	T624002317	368.0	$ -	$ -	$ -	$ -	$ -	$ -	$ -	$ -	$ -	$ -	$ -	$ -	$ -	$ -
4748	T624002317	369.0	$ -	$ -	$ -	$ -	$ -	$ -	$ -	$ -	$ -	$ -	$ -	$ -	$ -	$ -
4749	T624002318	368.0	$ -	$ -	$ -	$ -	$ -	$ -	$ -	$ -	$ -	$ -	$ -	$ -	$ -	$ -
4750	T624002318	369.0	$ -	$ -	$ -	$ -	$ -	$ -	$ -	$ -	$ -	$ -	$ -	$ -	$ -	$ -
4751	660002319	376.1	$ -	$ -	$ -	$ -	$ -	$ -	$ -	$ -	$ -	$ -	$ -	$ -	$ -	$ 23
4752	660002319	376.2	$ -	$ -	$ -	$ -	$ -	$ -	$ -	$ -	$ -	$ -	$ -	$ -	$ -	$ 156
4753	660002319	376.4	$ -	$ -	$ -	$ -	$ -	$ -	$ -	$ -	$ -	$ -	$ -	$ -	$ -	$ 20
4754	660002319	380.0	$ -	$ -	$ -	$ -	$ -	$ -	$ -	$ -	$ -	$ -	$ -	$ -	$ -	$ 32
4755	T624002320	368.0	$ -	$ -	$ -	$ -	$ -	$ -	$ -	$ -	$ -	$ -	$ -	$ -	$ -	$ -
4756	T624002320	369.0	$ -	$ -	$ -	$ -	$ -	$ -	$ -	$ -	$ -	$ -	$ -	$ -	$ -	$ -
4757	T624002321	368.0	$ -	$ -	$ -	$ -	$ -	$ -	$ -	$ -	$ -	$ -	$ -	$ -	$ -	$ -
4758	T624002321	369.0	$ -	$ -	$ -	$ -	$ -	$ -	$ -	$ -	$ -	$ -	$ -	$ -	$ -	$ -
4759	T624002322	368.0	$ -	$ -	$ -	$ -	$ -	$ -	$ -	$ -	$ -	$ -	$ -	$ -	$ -	$ -
4760	T624002322	369.0	$ -	$ -	$ -	$ -	$ -	$ -	$ -	$ -	$ -	$ -	$ -	$ -	$ -	$ -
4761	T624002323	368.0	$ -	$ -	$ -	$ -	$ -	$ -	$ -	$ -	$ -	$ -	$ -	$ -	$ -	$ -
4762	T624002323	369.0	$ -	$ -	$ -	$ -	$ -	$ -	$ -	$ -	$ -	$ -	$ -	$ -	$ -	$ -
4763	622002324	376.1	$ -	$ -	$ -	$ -	$ -	$ -	$ -	$ -	$ -	$ -	$ -	$ -	$ 22	$ 22
4764	622002324	376.2	$ -	$ -	$ -	$ -	$ -	$ -	$ -	$ -	$ -	$ -	$ -	$ -	$ 145	$ 145
4765	622002324	376.4	$ -	$ -	$ -	$ -	$ -	$ -	$ -	$ -	$ -	$ -	$ -	$ -	$ 18	$ 18
4766	622002324	380.0	$ -	$ -	$ -	$ -	$ -	$ -	$ -	$ -	$ -	$ -	$ -	$ -	$ 30	$ 30
4767	622002325	376.1	$ -	$ -	$ -	$ -	$ -	$ -	$ -	$ -	$ -	$ -	$ -	$ -	$ -	$ -
4768	622002325	376.2	$ -	$ -	$ -	$ -	$ -	$ -	$ -	$ -	$ -	$ -	$ -	$ -	$ -	$ -
4769	622002325	376.4	$ -	$ -	$ -	$ -	$ -	$ -	$ -	$ -	$ -	$ -	$ -	$ -	$ -	$ -
4770	622002325	380.0	$ -	$ -	$ -	$ -	$ -	$ -	$ -	$ -	$ -	$ -	$ -	$ -	$ -	$ -
4771	629002326	376.1	$ -	$ -	$ -	$ -	$ -	$ -	$ -	$ -	$ -	$ -	$ -	$ -	$ -	$ 22
4772	629002326	376.2	$ -	$ -	$ -	$ -	$ -	$ -	$ -	$ -	$ -	$ -	$ -	$ -	$ -	$ 149
4773	629002326	376.4	$ -	$ -	$ -	$ -	$ -	$ -	$ -	$ -	$ -	$ -	$ -	$ -	$ -	$ 19
4774	629002326	380.0	$ -	$ -	$ -	$ -	$ -	$ -	$ -	$ -	$ -	$ -	$ -	$ -	$ -	$ 30
4775	660002327	376.1	$ -	$ -	$ -	$ -	$ -	$ -	$ -	$ -	$ -	$ -	$ -	$ -	$ -	$ -
4776	660002327	376.2	$ -	$ -	$ -	$ -	$ -	$ -	$ -	$ -	$ -	$ -	$ -	$ -	$ -	$ -
4777	660002327	376.4	$ -	$ -	$ -	$ -	$ -	$ -	$ -	$ -	$ -	$ -	$ -	$ -	$ -	$ -
4778	660002327	380.0	$ -	$ -	$ -	$ -	$ -	$ -	$ -	$ -	$ -	$ -	$ -	$ -	$ -	$ -
4779	T624002328	368.0	$ -	$ -	$ -	$ -	$ -	$ -	$ -	$ -	$ -	$ -	$ -	$ -	$ -	$ -
4780	T624002328	369.0	$ -	$ -	$ -	$ -	$ -	$ -	$ -	$ -	$ -	$ -	$ -	$ -	$ -	$ -
4781	T624002329	368.0	$ -	$ -	$ -	$ -	$ -	$ -	$ -	$ -	$ -	$ -	$ -	$ -	$ -	$ -
4782	T624002329	369.0	$ -	$ -	$ -	$ -	$ -	$ -	$ -	$ -	$ -	$ -	$ -	$ -	$ -	$ -
4783	660002330	380.0	$ -	$ -	$ -	$ -	$ -	$ -	$ -	$ -	$ -	$ -	$ -	$ -	$ -	$ -
4784	660002330	380.1	$ -	$ -	$ -	$ -	$ -	$ -	$ -	$ -	$ -	$ -	$ -	$ -	$ -	$ -
4785	626002331	376.1	$ -	$ -	$ -	$ -	$ -	$ -	$ -	$ -	$ -	$ -	$ -	$ -	$ -	$ -
4786	626002331	376.2	$ -	$ -	$ -	$ -	$ -	$ -	$ -	$ -	$ -	$ -	$ -	$ -	$ -	$ -
4787	626002331	376.4	$ -	$ -	$ -	$ -	$ -	$ -	$ -	$ -	$ -	$ -	$ -	$ -	$ -	$ -

Sponsored by NMGC Witness Erik C. Buchanan

NEW MEXICO GAS COMPANY, INC.

Depreciation Activity
Base Period - 12 Months Ending March 31, 2023
Future Test Year - 12 Months Ending September 30, 2025

	A	B	C	D	E	F	G	H	I	J	K	L	M	N	O	P	Q	R
1																		
2			Activity	Activity	Activity	Activity	Activity	Activity	Activity	Activity	Activity	Activity	Activity	Activity	Activity	Activity	Activity	Activity
3	Investment Number / Beginning Balance	FERC Account	4/30/2023	5/31/2023	6/30/2023	7/31/2023	8/31/2023	9/30/2023	10/31/2023	11/30/2023	12/31/2023	1/31/2024	2/29/2024	3/31/2024	4/30/2024	5/31/2024	6/30/2024	7/31/2024
4788	626002331	380.0	$ -	$ -	$ -	$ -	$ -	$ -	$ -	$ -	$ -	$ -	$ -	$ -	$ -	$ -	$ -	$ -
4789	629002332	376.1	$ -	$ -	$ -	$ -	$ -	$ -	$ -	$ -	$ -	$ -	$ -	$ -	$ -	$ -	$ -	$ -
4790	629002332	376.2	$ -	$ -	$ -	$ -	$ -	$ -	$ -	$ -	$ -	$ -	$ -	$ -	$ -	$ -	$ -	$ -
4791	629002332	376.4	$ -	$ -	$ -	$ -	$ -	$ -	$ -	$ -	$ -	$ -	$ -	$ -	$ -	$ -	$ -	$ -
4792	629002332	380.0	$ -	$ -	$ -	$ -	$ -	$ -	$ -	$ -	$ -	$ -	$ -	$ -	$ -	$ -	$ -	$ -
4793	629002333	376.1	$ -	$ -	$ -	$ -	$ -	$ -	$ -	$ -	$ -	$ -	$ -	$ -	$ -	$ -	$ -	$ -
4794	629002333	376.2	$ -	$ -	$ -	$ -	$ -	$ -	$ -	$ -	$ -	$ -	$ -	$ -	$ -	$ -	$ -	$ -
4795	629002333	376.4	$ -	$ -	$ -	$ -	$ -	$ -	$ -	$ -	$ -	$ -	$ -	$ -	$ -	$ -	$ -	$ -
4796	629002333	380.0	$ -	$ -	$ -	$ -	$ -	$ -	$ -	$ -	$ -	$ -	$ -	$ -	$ -	$ -	$ -	$ -
4797	629002334	376.1	$ -	$ -	$ -	$ -	$ -	$ -	$ -	$ -	$ -	$ -	$ -	$ -	$ -	$ -	$ -	$ -
4798	629002334	376.2	$ -	$ -	$ -	$ -	$ -	$ -	$ -	$ -	$ -	$ -	$ -	$ -	$ -	$ -	$ -	$ -
4799	629002334	376.4	$ -	$ -	$ -	$ -	$ -	$ -	$ -	$ -	$ -	$ -	$ -	$ -	$ -	$ -	$ -	$ -
4800	629002334	380.0	$ -	$ -	$ -	$ -	$ -	$ -	$ -	$ -	$ -	$ -	$ -	$ -	$ -	$ -	$ -	$ -
4801	680002335	376.1	$ -	$ -	$ -	$ -	$ -	$ -	$ -	$ -	$ -	$ -	$ -	$ -	$ -	$ -	$ -	$ -
4802	680002335	376.2	$ -	$ -	$ -	$ -	$ -	$ -	$ -	$ -	$ -	$ -	$ -	$ -	$ -	$ -	$ -	$ -
4803	680002335	376.4	$ -	$ -	$ -	$ -	$ -	$ -	$ -	$ -	$ -	$ -	$ -	$ -	$ -	$ -	$ -	$ -
4804	680002335	380.0	$ -	$ -	$ -	$ -	$ -	$ -	$ -	$ -	$ -	$ -	$ -	$ -	$ -	$ -	$ -	$ -
4805	680002336	380.0	$ -	$ -	$ -	$ -	$ -	$ -	$ -	$ -	$ -	$ -	$ -	$ -	$ -	$ -	$ -	$ -
4806	680002336	380.1	$ -	$ -	$ -	$ -	$ -	$ -	$ -	$ -	$ -	$ -	$ -	$ -	$ -	$ -	$ -	$ -
4807	621002337	376.1	$ -	$ -	$ -	$ -	$ -	$ -	$ -	$ -	$ -	$ -	$ -	$ -	$ -	$ -	$ -	$ -
4808	621002337	376.2	$ -	$ -	$ -	$ -	$ -	$ -	$ -	$ -	$ -	$ -	$ -	$ -	$ -	$ -	$ -	$ -
4809	621002337	376.4	$ -	$ -	$ -	$ -	$ -	$ -	$ -	$ -	$ -	$ -	$ -	$ -	$ -	$ -	$ -	$ -
4810	621002337	380.0	$ -	$ -	$ -	$ -	$ -	$ -	$ -	$ -	$ -	$ -	$ -	$ -	$ -	$ -	$ -	$ -
4811	621002338	376.1	$ -	$ -	$ -	$ -	$ -	$ -	$ -	$ -	$ -	$ -	$ -	$ -	$ -	$ -	$ -	$ -
4812	621002338	376.2	$ -	$ -	$ -	$ -	$ -	$ -	$ -	$ -	$ -	$ -	$ -	$ -	$ -	$ -	$ -	$ -
4813	621002338	376.4	$ -	$ -	$ -	$ -	$ -	$ -	$ -	$ -	$ -	$ -	$ -	$ -	$ -	$ -	$ -	$ -
4814	621002338	380.0	$ -	$ -	$ -	$ -	$ -	$ -	$ -	$ -	$ -	$ -	$ -	$ -	$ -	$ -	$ -	$ -
4815	626002339	376.1	$ -	$ -	$ -	$ -	$ -	$ -	$ -	$ -	$ -	$ -	$ -	$ -	$ -	$ -	$ -	$ -
4816	626002339	376.2	$ -	$ -	$ -	$ -	$ -	$ -	$ -	$ -	$ -	$ -	$ -	$ -	$ -	$ -	$ -	$ -
4817	626002339	376.4	$ -	$ -	$ -	$ -	$ -	$ -	$ -	$ -	$ -	$ -	$ -	$ -	$ -	$ -	$ -	$ -
4818	626002339	380.0	$ -	$ -	$ -	$ -	$ -	$ -	$ -	$ -	$ -	$ -	$ -	$ -	$ -	$ -	$ -	$ -
4819	626002340	376.1	$ -	$ -	$ -	$ -	$ -	$ -	$ -	$ -	$ -	$ -	$ -	$ -	$ -	$ -	$ -	$ -
4820	626002340	376.2	$ -	$ -	$ -	$ -	$ -	$ -	$ -	$ -	$ -	$ -	$ -	$ -	$ -	$ -	$ -	$ -
4821	626002340	376.4	$ -	$ -	$ -	$ -	$ -	$ -	$ -	$ -	$ -	$ -	$ -	$ -	$ -	$ -	$ -	$ -
4822	626002340	380.0	$ -	$ -	$ -	$ -	$ -	$ -	$ -	$ -	$ -	$ -	$ -	$ -	$ -	$ -	$ -	$ -
4823	T624002341	367.1	$ -	$ -	$ -	$ -	$ -	$ -	$ -	$ -	$ -	$ -	$ -	$ -	$ -	$ -	$ -	$ -
4824	T624002341	368.0	$ -	$ -	$ -	$ -	$ -	$ -	$ -	$ -	$ -	$ -	$ -	$ -	$ -	$ -	$ -	$ -
4825	T624002341	369.0	$ -	$ -	$ -	$ -	$ -	$ -	$ -	$ -	$ -	$ -	$ -	$ -	$ -	$ -	$ -	$ -
4826	T624002342	367.1	$ -	$ -	$ -	$ -	$ -	$ -	$ -	$ -	$ -	$ -	$ -	$ -	$ -	$ -	$ -	$ -
4827	T624002342	368.0	$ -	$ -	$ -	$ -	$ -	$ -	$ -	$ -	$ -	$ -	$ -	$ -	$ -	$ -	$ -	$ -
4828	T624002342	369.0	$ -	$ -	$ -	$ -	$ -	$ -	$ -	$ -	$ -	$ -	$ -	$ -	$ -	$ -	$ -	$ -
4829	T610002343	367.1	$ -	$ -	$ -	$ -	$ -	$ -	$ 20	$ 20	$ 20	$ 20	$ 20	$ 20	$ 20	$ 20	$ 20	$ 20
4830	T610002343	368.0	$ -	$ -	$ -	$ -	$ -	$ -	$ 29	$ 29	$ 29	$ 29	$ 29	$ 29	$ 29	$ 29	$ 29	$ 29
4831	T610002343	369.0	$ -	$ -	$ -	$ -	$ -	$ -	$ 26	$ 26	$ 26	$ 26	$ 26	$ 26	$ 26	$ 26	$ 26	$ 26
4832	T624002345	367.1	$ -	$ -	$ -	$ -	$ -	$ -	$ -	$ -	$ 9	$ 9	$ 9	$ 9	$ 9	$ 9	$ 9	$ 9
4833	T624002345	368.0	$ -	$ -	$ -	$ -	$ -	$ -	$ -	$ -	$ 13	$ 13	$ 13	$ 13	$ 13	$ 13	$ 13	$ 13
4834	T624002345	369.0	$ -	$ -	$ -	$ -	$ -	$ -	$ -	$ -	$ 11	$ 11	$ 11	$ 11	$ 11	$ 11	$ 11	$ 11
4835	624002346	376.1	$ -	$ -	$ -	$ -	$ -	$ -	$ -	$ -	$ -	$ -	$ -	$ -	$ -	$ -	$ -	$ -
4836	624002346	376.2	$ -	$ -	$ -	$ -	$ -	$ -	$ -	$ -	$ -	$ -	$ -	$ -	$ -	$ -	$ -	$ -
4837	624002346	376.4	$ -	$ -	$ -	$ -	$ -	$ -	$ -	$ -	$ -	$ -	$ -	$ -	$ -	$ -	$ -	$ -
4838	624002346	380.0	$ -	$ -	$ -	$ -	$ -	$ -	$ -	$ -	$ -	$ -	$ -	$ -	$ -	$ -	$ -	$ -
4839	T610002347	367.1	$ -	$ -	$ -	$ -	$ -	$ -	$ -	$ -	$ -	$ -	$ -	$ -	$ -	$ -	$ -	$ -

NEW MEXICO GAS COMPANY, INC.

Depreciation Activity
Base Period - 12 Months Ending March 31, 2023
Future Test Year - 12 Months Ending September 30, 2025

	A	B	S	T	U	V	W	X	Y	Z	AA	AB	AC	AD	AE	AF
1																
2			Activity	Activity	Activity	Activity	Activity	Activity	Activity	Activity	Activity	Activity	Activity	Activity	Activity	Activity
3	Investment Number / Beginning Balance	FERC Account	8/31/2024	9/30/2024	10/31/2024	11/30/2024	12/31/2024	1/31/2025	2/28/2025	3/31/2025	4/30/2025	5/31/2025	6/30/2025	7/31/2025	8/31/2025	9/30/2025
4788	626002331	380.0	$ -	$ -	$ -	$ -	$ -	$ -	$ -	$ -	$ -	$ -	$ -	$ -	$ -	$ -
4789	629002332	376.1	$ -	$ -	$ -	$ -	$ -	$ -	$ -	$ -	$ -	$ -	$ -	$ -	$ -	$ -
4790	629002332	376.2	$ -	$ -	$ -	$ -	$ -	$ -	$ -	$ -	$ -	$ -	$ -	$ -	$ -	$ -
4791	629002332	376.4	$ -	$ -	$ -	$ -	$ -	$ -	$ -	$ -	$ -	$ -	$ -	$ -	$ -	$ -
4792	629002332	380.0	$ -	$ -	$ -	$ -	$ -	$ -	$ -	$ -	$ -	$ -	$ -	$ -	$ -	$ -
4793	629002333	376.1	$ -	$ -	$ -	$ -	$ -	$ -	$ -	$ -	$ -	$ -	$ -	$ -	$ -	$ 26
4794	629002333	376.2	$ -	$ -	$ -	$ -	$ -	$ -	$ -	$ -	$ -	$ -	$ -	$ -	$ -	$ 173
4795	629002333	376.4	$ -	$ -	$ -	$ -	$ -	$ -	$ -	$ -	$ -	$ -	$ -	$ -	$ -	$ 22
4796	629002333	380.0	$ -	$ -	$ -	$ -	$ -	$ -	$ -	$ -	$ -	$ -	$ -	$ -	$ -	$ 35
4797	629002334	376.1	$ -	$ -	$ -	$ -	$ -	$ -	$ -	$ -	$ -	$ -	$ -	$ -	$ -	$ -
4798	629002334	376.2	$ -	$ -	$ -	$ -	$ -	$ -	$ -	$ -	$ -	$ -	$ -	$ -	$ -	$ -
4799	629002334	376.4	$ -	$ -	$ -	$ -	$ -	$ -	$ -	$ -	$ -	$ -	$ -	$ -	$ -	$ -
4800	629002334	380.0	$ -	$ -	$ -	$ -	$ -	$ -	$ -	$ -	$ -	$ -	$ -	$ -	$ -	$ -
4801	680002335	376.1	$ -	$ -	$ -	$ -	$ -	$ -	$ -	$ -	$ -	$ -	$ -	$ -	$ -	$ 22
4802	680002335	376.2	$ -	$ -	$ -	$ -	$ -	$ -	$ -	$ -	$ -	$ -	$ -	$ -	$ -	$ 151
4803	680002335	376.4	$ -	$ -	$ -	$ -	$ -	$ -	$ -	$ -	$ -	$ -	$ -	$ -	$ -	$ 19
4804	680002335	380.0	$ -	$ -	$ -	$ -	$ -	$ -	$ -	$ -	$ -	$ -	$ -	$ -	$ -	$ 31
4805	680002336	380.0	$ -	$ -	$ -	$ -	$ -	$ -	$ -	$ -	$ -	$ -	$ -	$ -	$ -	$ 172
4806	680002336	380.1	$ -	$ -	$ -	$ -	$ -	$ -	$ -	$ -	$ -	$ -	$ -	$ -	$ -	$ 78
4807	621002337	376.1	$ -	$ -	$ -	$ -	$ -	$ -	$ -	$ -	$ -	$ -	$ -	$ -	$ -	$ -
4808	621002337	376.2	$ -	$ -	$ -	$ -	$ -	$ -	$ -	$ -	$ -	$ -	$ -	$ -	$ -	$ -
4809	621002337	376.4	$ -	$ -	$ -	$ -	$ -	$ -	$ -	$ -	$ -	$ -	$ -	$ -	$ -	$ -
4810	621002337	380.0	$ -	$ -	$ -	$ -	$ -	$ -	$ -	$ -	$ -	$ -	$ -	$ -	$ -	$ -
4811	621002338	376.1	$ -	$ -	$ -	$ -	$ -	$ -	$ -	$ -	$ -	$ -	$ -	$ -	$ -	$ -
4812	621002338	376.2	$ -	$ -	$ -	$ -	$ -	$ -	$ -	$ -	$ -	$ -	$ -	$ -	$ -	$ -
4813	621002338	376.4	$ -	$ -	$ -	$ -	$ -	$ -	$ -	$ -	$ -	$ -	$ -	$ -	$ -	$ -
4814	621002338	380.0	$ -	$ -	$ -	$ -	$ -	$ -	$ -	$ -	$ -	$ -	$ -	$ -	$ -	$ -
4815	626002339	376.1	$ -	$ -	$ -	$ -	$ -	$ -	$ -	$ -	$ -	$ -	$ -	$ -	$ -	$ -
4816	626002339	376.2	$ -	$ -	$ -	$ -	$ -	$ -	$ -	$ -	$ -	$ -	$ -	$ -	$ -	$ -
4817	626002339	376.4	$ -	$ -	$ -	$ -	$ -	$ -	$ -	$ -	$ -	$ -	$ -	$ -	$ -	$ -
4818	626002339	380.0	$ -	$ -	$ -	$ -	$ -	$ -	$ -	$ -	$ -	$ -	$ -	$ -	$ -	$ -
4819	626002340	376.1	$ -	$ -	$ -	$ -	$ -	$ -	$ -	$ -	$ -	$ -	$ -	$ -	$ -	$ -
4820	626002340	376.2	$ -	$ -	$ -	$ -	$ -	$ -	$ -	$ -	$ -	$ -	$ -	$ -	$ -	$ -
4821	626002340	376.4	$ -	$ -	$ -	$ -	$ -	$ -	$ -	$ -	$ -	$ -	$ -	$ -	$ -	$ -
4822	626002340	380.0	$ -	$ -	$ -	$ -	$ -	$ -	$ -	$ -	$ -	$ -	$ -	$ -	$ -	$ -
4823	T624002341	367.1	$ -	$ -	$ -	$ -	$ -	$ -	$ -	$ -	$ -	$ -	$ -	$ -	$ -	$ 378
4824	T624002341	368.0	$ -	$ -	$ -	$ -	$ -	$ -	$ -	$ -	$ -	$ -	$ -	$ -	$ -	$ 73
4825	T624002341	369.0	$ -	$ -	$ -	$ -	$ -	$ -	$ -	$ -	$ -	$ -	$ -	$ -	$ -	$ 150
4826	T624002342	367.1	$ -	$ -	$ 334	$ 334	$ 334	$ 334	$ 334	$ 334	$ 334	$ 334	$ 334	$ 334	$ 334	$ 334
4827	T624002342	368.0	$ -	$ -	$ 64	$ 64	$ 64	$ 64	$ 64	$ 64	$ 64	$ 64	$ 64	$ 64	$ 64	$ 64
4828	T624002342	369.0	$ -	$ -	$ 132	$ 132	$ 132	$ 132	$ 132	$ 132	$ 132	$ 132	$ 132	$ 132	$ 132	$ 132
4829	T610002343	367.1	$ 20	$ 20	$ 20	$ 20	$ 20	$ 20	$ 20	$ 20	$ 20	$ 20	$ 20	$ 20	$ 20	$ 20
4830	T610002343	368.0	$ 29	$ 29	$ 29	$ 29	$ 29	$ 29	$ 29	$ 29	$ 29	$ 29	$ 29	$ 29	$ 29	$ 29
4831	T610002343	369.0	$ 26	$ 26	$ 26	$ 26	$ 26	$ 26	$ 26	$ 26	$ 26	$ 26	$ 26	$ 26	$ 26	$ 26
4832	T624002345	367.1	$ 9	$ 9	$ 9	$ 9	$ 9	$ 9	$ 9	$ 9	$ 9	$ 9	$ 9	$ 9	$ 9	$ 9
4833	T624002345	368.0	$ 13	$ 13	$ 13	$ 13	$ 13	$ 13	$ 13	$ 13	$ 13	$ 13	$ 13	$ 13	$ 13	$ 13
4834	T624002345	369.0	$ 11	$ 11	$ 11	$ 11	$ 11	$ 11	$ 11	$ 11	$ 11	$ 11	$ 11	$ 11	$ 11	$ 11
4835	624002346	376.1	$ -	$ -	$ -	$ -	$ -	$ -	$ -	$ -	$ -	$ 4	$ 4	$ 4	$ 4	$ 4
4836	624002346	376.2	$ -	$ -	$ -	$ -	$ -	$ -	$ -	$ -	$ -	$ 29	$ 29	$ 29	$ 29	$ 29
4837	624002346	376.4	$ -	$ -	$ -	$ -	$ -	$ -	$ -	$ -	$ -	$ 4	$ 4	$ 4	$ 4	$ 4
4838	624002346	380.0	$ -	$ -	$ -	$ -	$ -	$ -	$ -	$ -	$ -	$ 6	$ 6	$ 6	$ 6	$ 6
4839	T610002347	367.1	$ -	$ -	$ 22	$ 22	$ 22	$ 22	$ 22	$ 22	$ 22	$ 22	$ 22	$ 22	$ 22	$ 22

Sponsored by NMGC Witness Erik C. Buchanan

NEW MEXICO GAS COMPANY, INC.

Depreciation Activity
Base Period - 12 Months Ending March 31, 2023
Future Test Year - 12 Months Ending September 30, 2025

	A	B	C	D	E	F	G	H	I	J	K	L	M	N	O	P	Q	R
1																		
2			Activity	Activity	Activity	Activity	Activity	Activity	Activity	Activity	Activity	Activity	Activity	Activity	Activity	Activity	Activity	Activity
3	Investment Number / Beginning Balance	FERC Account	4/30/2023	5/31/2023	6/30/2023	7/31/2023	8/31/2023	9/30/2023	10/31/2023	11/30/2023	12/31/2023	1/31/2024	2/29/2024	3/31/2024	4/30/2024	5/31/2024	6/30/2024	7/31/2024
4840	T610002347	368.0	$ -	$ -	$ -	$ -	$ -	$ -	$ -	$ -	$ -	$ -	$ -	$ -	$ -	$ -	$ -	$ -
4841	T610002347	369.0	$ -	$ -	$ -	$ -	$ -	$ -	$ -	$ -	$ -	$ -	$ -	$ -	$ -	$ -	$ -	$ -
4842	T624002348	367.1	$ -	$ -	$ -	$ -	$ -	$ -	$ -	$ -	$ -	$ -	$ -	$ -	$ -	$ -	$ -	$ -
4843	T624002348	368.0	$ -	$ -	$ -	$ -	$ -	$ -	$ -	$ -	$ -	$ -	$ -	$ -	$ -	$ -	$ -	$ -
4844	T624002348	369.0	$ -	$ -	$ -	$ -	$ -	$ -	$ -	$ -	$ -	$ -	$ -	$ -	$ -	$ -	$ -	$ -
4845	610002350	376.1	$ -	$ -	$ -	$ -	$ -	$ -	$ -	$ -	$ -	$ -	$ -	$ -	$ -	$ -	$ -	$ -
4846	610002350	376.2	$ -	$ -	$ -	$ -	$ -	$ -	$ -	$ -	$ -	$ -	$ -	$ -	$ -	$ -	$ -	$ -
4847	610002350	376.4	$ -	$ -	$ -	$ -	$ -	$ -	$ -	$ -	$ -	$ -	$ -	$ -	$ -	$ -	$ -	$ -
4848	610002350	380.0	$ -	$ -	$ -	$ -	$ -	$ -	$ -	$ -	$ -	$ -	$ -	$ -	$ -	$ -	$ -	$ -
4849	662002352	376.1	$ -	$ -	$ -	$ -	$ -	$ -	$ -	$ -	$ -	$ -	$ -	$ -	$ -	$ -	$ -	$ -
4850	662002352	376.2	$ -	$ -	$ -	$ -	$ -	$ -	$ -	$ -	$ -	$ -	$ -	$ -	$ -	$ -	$ -	$ -
4851	662002352	376.4	$ -	$ -	$ -	$ -	$ -	$ -	$ -	$ -	$ -	$ -	$ -	$ -	$ -	$ -	$ -	$ -
4852	662002352	380.0	$ -	$ -	$ -	$ -	$ -	$ -	$ -	$ -	$ -	$ -	$ -	$ -	$ -	$ -	$ -	$ -
4853	611002353	376.1	$ -	$ -	$ -	$ -	$ -	$ -	$ -	$ -	$ -	$ -	$ -	$ -	$ -	$ -	$ -	$ -
4854	611002353	376.2	$ -	$ -	$ -	$ -	$ -	$ -	$ -	$ -	$ -	$ -	$ -	$ -	$ -	$ -	$ -	$ -
4855	611002353	376.4	$ -	$ -	$ -	$ -	$ -	$ -	$ -	$ -	$ -	$ -	$ -	$ -	$ -	$ -	$ -	$ -
4856	611002353	380.0	$ -	$ -	$ -	$ -	$ -	$ -	$ -	$ -	$ -	$ -	$ -	$ -	$ -	$ -	$ -	$ -
4857	626002354	376.1	$ -	$ -	$ -	$ -	$ -	$ -	$ -	$ -	$ -	$ -	$ -	$ -	$ -	$ -	$ -	$ -
4858	626002354	376.2	$ -	$ -	$ -	$ -	$ -	$ -	$ -	$ -	$ -	$ -	$ -	$ -	$ -	$ -	$ -	$ -
4859	626002354	376.4	$ -	$ -	$ -	$ -	$ -	$ -	$ -	$ -	$ -	$ -	$ -	$ -	$ -	$ -	$ -	$ -
4860	626002354	380.0	$ -	$ -	$ -	$ -	$ -	$ -	$ -	$ -	$ -	$ -	$ -	$ -	$ -	$ -	$ -	$ -
4861	610002355	376.1	$ -	$ -	$ -	$ -	$ -	$ -	$ -	$ -	$ -	$ -	$ -	$ -	$ -	$ -	$ -	$ -
4862	610002355	376.2	$ -	$ -	$ -	$ -	$ -	$ -	$ -	$ -	$ -	$ -	$ -	$ -	$ -	$ -	$ -	$ -
4863	610002355	376.4	$ -	$ -	$ -	$ -	$ -	$ -	$ -	$ -	$ -	$ -	$ -	$ -	$ -	$ -	$ -	$ -
4864	610002355	380.0	$ -	$ -	$ -	$ -	$ -	$ -	$ -	$ -	$ -	$ -	$ -	$ -	$ -	$ -	$ -	$ -
4865	662002356	376.1	$ -	$ -	$ -	$ -	$ -	$ -	$ -	$ -	$ -	$ -	$ -	$ -	$ -	$ -	$ -	$ -
4866	662002356	376.2	$ -	$ -	$ -	$ -	$ -	$ -	$ -	$ -	$ -	$ -	$ -	$ -	$ -	$ -	$ -	$ -
4867	662002356	376.4	$ -	$ -	$ -	$ -	$ -	$ -	$ -	$ -	$ -	$ -	$ -	$ -	$ -	$ -	$ -	$ -
4868	662002356	380.0	$ -	$ -	$ -	$ -	$ -	$ -	$ -	$ -	$ -	$ -	$ -	$ -	$ -	$ -	$ -	$ -
4869	667002357	376.1	$ -	$ -	$ -	$ -	$ -	$ -	$ -	$ -	$ -	$ -	$ -	$ -	$ -	$ -	$ -	$ -
4870	667002357	376.2	$ -	$ -	$ -	$ -	$ -	$ -	$ -	$ -	$ -	$ -	$ -	$ -	$ -	$ -	$ -	$ -
4871	667002357	376.4	$ -	$ -	$ -	$ -	$ -	$ -	$ -	$ -	$ -	$ -	$ -	$ -	$ -	$ -	$ -	$ -
4872	667002357	380.0	$ -	$ -	$ -	$ -	$ -	$ -	$ -	$ -	$ -	$ -	$ -	$ -	$ -	$ -	$ -	$ -
4873	626002358	376.1	$ -	$ -	$ -	$ -	$ -	$ -	$ -	$ -	$ -	$ -	$ -	$ -	$ -	$ -	$ -	$ -
4874	626002358	376.2	$ -	$ -	$ -	$ -	$ -	$ -	$ -	$ -	$ -	$ -	$ -	$ -	$ -	$ -	$ -	$ -
4875	626002358	376.4	$ -	$ -	$ -	$ -	$ -	$ -	$ -	$ -	$ -	$ -	$ -	$ -	$ -	$ -	$ -	$ -
4876	626002358	380.0	$ -	$ -	$ -	$ -	$ -	$ -	$ -	$ -	$ -	$ -	$ -	$ -	$ -	$ -	$ -	$ -
4877	T624002359	367.1	$ -	$ -	$ -	$ -	$ -	$ -	$ -	$ -	$ -	$ -	$ -	$ -	$ -	$ -	$ -	$ -
4878	T624002359	368.0	$ -	$ -	$ -	$ -	$ -	$ -	$ -	$ -	$ -	$ -	$ -	$ -	$ -	$ -	$ -	$ -
4879	T624002359	369.0	$ -	$ -	$ -	$ -	$ -	$ -	$ -	$ -	$ -	$ -	$ -	$ -	$ -	$ -	$ -	$ -
4880	626002360	376.1	$ -	$ -	$ -	$ -	$ -	$ -	$ -	$ -	$ -	$ -	$ -	$ -	$ -	$ -	$ -	$ -
4881	626002360	376.2	$ -	$ -	$ -	$ -	$ -	$ -	$ -	$ -	$ -	$ -	$ -	$ -	$ -	$ -	$ -	$ -
4882	626002360	376.4	$ -	$ -	$ -	$ -	$ -	$ -	$ -	$ -	$ -	$ -	$ -	$ -	$ -	$ -	$ -	$ -
4883	626002360	380.0	$ -	$ -	$ -	$ -	$ -	$ -	$ -	$ -	$ -	$ -	$ -	$ -	$ -	$ -	$ -	$ -
4884	601002361	303.3	$ -	$ -	$ -	$ -	$ -	$ -	$ 687	$ 687	$ 687	$ 687	$ 687	$ 687	$ 687	$ 687	$ 687	$ 687
4885	626002362	376.1	$ -	$ -	$ -	$ -	$ -	$ -	$ -	$ -	$ -	$ -	$ -	$ -	$ -	$ -	$ -	$ -
4886	626002362	376.2	$ -	$ -	$ -	$ -	$ -	$ -	$ -	$ -	$ -	$ -	$ -	$ -	$ -	$ -	$ -	$ -
4887	626002362	376.4	$ -	$ -	$ -	$ -	$ -	$ -	$ -	$ -	$ -	$ -	$ -	$ -	$ -	$ -	$ -	$ -
4888	626002362	380.0	$ -	$ -	$ -	$ -	$ -	$ -	$ -	$ -	$ -	$ -	$ -	$ -	$ -	$ -	$ -	$ -
4889	626002363	376.1	$ -	$ -	$ -	$ -	$ -	$ -	$ -	$ -	$ -	$ -	$ -	$ -	$ -	$ -	$ -	$ -
4890	626002363	376.2	$ -	$ -	$ -	$ -	$ -	$ -	$ -	$ -	$ -	$ -	$ -	$ -	$ -	$ -	$ -	$ -
4891	626002363	376.4	$ -	$ -	$ -	$ -	$ -	$ -	$ -	$ -	$ -	$ -	$ -	$ -	$ -	$ -	$ -	$ -

Sponsored by NMGC Witness Erik C. Buchanan

NEW MEXICO GAS COMPANY, INC.

Depreciation Activity
Base Period - 12 Months Ending March 31, 2023
Future Test Year - 12 Months Ending September 30, 2025

	A	B	S	T	U	V	W	X	Y	Z	AA	AB	AC	AD	AE	AF
1																
2			Activity	Activity	Activity	Activity	Activity	Activity	Activity	Activity	Activity	Activity	Activity	Activity	Activity	Activity
3	Investment Number / Beginning Balance	FERC Account	8/31/2024	9/30/2024	10/31/2024	11/30/2024	12/31/2024	1/31/2025	2/28/2025	3/31/2025	4/30/2025	5/31/2025	6/30/2025	7/31/2025	8/31/2025	9/30/2025
4840	T610002347	368.0	$ -	$ -	$ 32	$ 32	$ 32	$ 32	$ 32	$ 32	$ 32	$ 32	$ 32	$ 32	$ 32	$ 32
4841	T610002347	369.0	$ -	$ -	$ 28	$ 28	$ 28	$ 28	$ 28	$ 28	$ 28	$ 28	$ 28	$ 28	$ 28	$ 28
4842	T624002348	367.1	$ -	$ -	$ -	$ -	$ -	$ -	$ -	$ -	$ -	$ -	$ -	$ -	$ -	$ -
4843	T624002348	368.0	$ -	$ -	$ -	$ -	$ -	$ -	$ -	$ -	$ -	$ -	$ -	$ -	$ -	$ -
4844	T624002348	369.0	$ -	$ -	$ -	$ -	$ -	$ -	$ -	$ -	$ -	$ -	$ -	$ -	$ -	$ -
4845	610002350	376.1	$ -	$ -	$ -	$ -	$ -	$ -	$ -	$ -	$ -	$ -	$ -	$ -	$ -	$ 85
4846	610002350	376.2	$ -	$ -	$ -	$ -	$ -	$ -	$ -	$ -	$ -	$ -	$ -	$ -	$ -	$ 575
4847	610002350	376.4	$ -	$ -	$ -	$ -	$ -	$ -	$ -	$ -	$ -	$ -	$ -	$ -	$ -	$ 73
4848	610002350	380.0	$ -	$ -	$ -	$ -	$ -	$ -	$ -	$ -	$ -	$ -	$ -	$ -	$ -	$ 117
4849	662002352	376.1	$ -	$ -	$ -	$ -	$ -	$ -	$ -	$ -	$ -	$ -	$ -	$ -	$ -	$ 29
4850	662002352	376.2	$ -	$ -	$ -	$ -	$ -	$ -	$ -	$ -	$ -	$ -	$ -	$ -	$ -	$ 195
4851	662002352	376.4	$ -	$ -	$ -	$ -	$ -	$ -	$ -	$ -	$ -	$ -	$ -	$ -	$ -	$ 25
4852	662002352	380.0	$ -	$ -	$ -	$ -	$ -	$ -	$ -	$ -	$ -	$ -	$ -	$ -	$ -	$ 40
4853	611002353	376.1	$ -	$ -	$ -	$ -	$ -	$ -	$ -	$ -	$ -	$ -	$ -	$ -	$ -	$ -
4854	611002353	376.2	$ -	$ -	$ -	$ -	$ -	$ -	$ -	$ -	$ -	$ -	$ -	$ -	$ -	$ -
4855	611002353	376.4	$ -	$ -	$ -	$ -	$ -	$ -	$ -	$ -	$ -	$ -	$ -	$ -	$ -	$ -
4856	611002353	380.0	$ -	$ -	$ -	$ -	$ -	$ -	$ -	$ -	$ -	$ -	$ -	$ -	$ -	$ -
4857	626002354	376.1	$ -	$ -	$ -	$ -	$ -	$ -	$ -	$ -	$ -	$ -	$ -	$ -	$ -	$ -
4858	626002354	376.2	$ -	$ -	$ -	$ -	$ -	$ -	$ -	$ -	$ -	$ -	$ -	$ -	$ -	$ -
4859	626002354	376.4	$ -	$ -	$ -	$ -	$ -	$ -	$ -	$ -	$ -	$ -	$ -	$ -	$ -	$ -
4860	626002354	380.0	$ -	$ -	$ -	$ -	$ -	$ -	$ -	$ -	$ -	$ -	$ -	$ -	$ -	$ -
4861	610002355	376.1	$ -	$ -	$ -	$ -	$ -	$ -	$ -	$ -	$ -	$ -	$ -	$ -	$ -	$ -
4862	610002355	376.2	$ -	$ -	$ -	$ -	$ -	$ -	$ -	$ -	$ -	$ -	$ -	$ -	$ -	$ -
4863	610002355	376.4	$ -	$ -	$ -	$ -	$ -	$ -	$ -	$ -	$ -	$ -	$ -	$ -	$ -	$ -
4864	610002355	380.0	$ -	$ -	$ -	$ -	$ -	$ -	$ -	$ -	$ -	$ -	$ -	$ -	$ -	$ -
4865	662002356	376.1	$ -	$ -	$ -	$ -	$ -	$ -	$ -	$ -	$ -	$ -	$ -	$ -	$ -	$ 35
4866	662002356	376.2	$ -	$ -	$ -	$ -	$ -	$ -	$ -	$ -	$ -	$ -	$ -	$ -	$ -	$ 237
4867	662002356	376.4	$ -	$ -	$ -	$ -	$ -	$ -	$ -	$ -	$ -	$ -	$ -	$ -	$ -	$ 30
4868	662002356	380.0	$ -	$ -	$ -	$ -	$ -	$ -	$ -	$ -	$ -	$ -	$ -	$ -	$ -	$ 48
4869	667002357	376.1	$ -	$ -	$ -	$ -	$ -	$ -	$ -	$ -	$ -	$ -	$ -	$ -	$ -	$ -
4870	667002357	376.2	$ -	$ -	$ -	$ -	$ -	$ -	$ -	$ -	$ -	$ -	$ -	$ -	$ -	$ -
4871	667002357	376.4	$ -	$ -	$ -	$ -	$ -	$ -	$ -	$ -	$ -	$ -	$ -	$ -	$ -	$ -
4872	667002357	380.0	$ -	$ -	$ -	$ -	$ -	$ -	$ -	$ -	$ -	$ -	$ -	$ -	$ -	$ -
4873	626002358	376.1	$ -	$ -	$ -	$ -	$ -	$ -	$ -	$ -	$ -	$ -	$ -	$ -	$ -	$ -
4874	626002358	376.2	$ -	$ -	$ -	$ -	$ -	$ -	$ -	$ -	$ -	$ -	$ -	$ -	$ -	$ -
4875	626002358	376.4	$ -	$ -	$ -	$ -	$ -	$ -	$ -	$ -	$ -	$ -	$ -	$ -	$ -	$ -
4876	626002358	380.0	$ -	$ -	$ -	$ -	$ -	$ -	$ -	$ -	$ -	$ -	$ -	$ -	$ -	$ -
4877	T624002359	367.1	$ -	$ -	$ -	$ -	$ -	$ -	$ -	$ -	$ -	$ -	$ -	$ -	$ -	$ -
4878	T624002359	368.0	$ -	$ -	$ -	$ -	$ -	$ -	$ -	$ -	$ -	$ -	$ -	$ -	$ -	$ -
4879	T624002359	369.0	$ -	$ -	$ -	$ -	$ -	$ -	$ -	$ -	$ -	$ -	$ -	$ -	$ -	$ -
4880	626002360	376.1	$ -	$ -	$ -	$ -	$ -	$ -	$ -	$ -	$ -	$ -	$ -	$ -	$ -	$ -
4881	626002360	376.2	$ -	$ -	$ -	$ -	$ -	$ -	$ -	$ -	$ -	$ -	$ -	$ -	$ -	$ -
4882	626002360	376.4	$ -	$ -	$ -	$ -	$ -	$ -	$ -	$ -	$ -	$ -	$ -	$ -	$ -	$ -
4883	626002360	380.0	$ -	$ -	$ -	$ -	$ -	$ -	$ -	$ -	$ -	$ -	$ -	$ -	$ -	$ -
4884	601002361	303.3	$ 687	$ 687	$ 687	$ 687	$ 687	$ 687	$ 687	$ 687	$ 687	$ 687	$ 687	$ 687	$ 687	$ 687
4885	626002362	376.1	$ -	$ -	$ -	$ -	$ -	$ -	$ -	$ -	$ -	$ -	$ -	$ -	$ -	$ -
4886	626002362	376.2	$ -	$ -	$ -	$ -	$ -	$ -	$ -	$ -	$ -	$ -	$ -	$ -	$ -	$ -
4887	626002362	376.4	$ -	$ -	$ -	$ -	$ -	$ -	$ -	$ -	$ -	$ -	$ -	$ -	$ -	$ -
4888	626002362	380.0	$ -	$ -	$ -	$ -	$ -	$ -	$ -	$ -	$ -	$ -	$ -	$ -	$ -	$ -
4889	626002363	376.1	$ -	$ -	$ -	$ -	$ -	$ -	$ -	$ -	$ -	$ -	$ -	$ -	$ -	$ -
4890	626002363	376.2	$ -	$ -	$ -	$ -	$ -	$ -	$ -	$ -	$ -	$ -	$ -	$ -	$ -	$ -
4891	626002363	376.4	$ -	$ -	$ -	$ -	$ -	$ -	$ -	$ -	$ -	$ -	$ -	$ -	$ -	$ -

Sponsored by NMGC Witness Erik C. Buchanan

NEW MEXICO GAS COMPANY, INC.

Depreciation Activity
Base Period - 12 Months Ending March 31, 2023
Future Test Year - 12 Months Ending September 30, 2025

	A	B	C	D	E	F	G	H	I	J	K	L	M	N	O	P	Q	R
1																		
2			Activity	Activity	Activity	Activity	Activity	Activity	Activity	Activity	Activity	Activity	Activity	Activity	Activity	Activity	Activity	Activity
3	Investment Number / Beginning Balance	FERC Account	4/30/2023	5/31/2023	6/30/2023	7/31/2023	8/31/2023	9/30/2023	10/31/2023	11/30/2023	12/31/2023	1/31/2024	2/29/2024	3/31/2024	4/30/2024	5/31/2024	6/30/2024	7/31/2024
4892	626002363	380.0	$ -	$ -	$ -	$ -	$ -	$ -	$ -	$ -	$ -	$ -	$ -	$ -	$ -	$ -	$ -	$ -
4893	T624002364	367.1	$ -	$ -	$ -	$ -	$ -	$ -	$ -	$ -	$ -	$ -	$ -	$ -	$ -	$ -	$ -	$ -
4894	T624002364	368.0	$ -	$ -	$ -	$ -	$ -	$ -	$ -	$ -	$ -	$ -	$ -	$ -	$ -	$ -	$ -	$ -
4895	T624002364	369.0	$ -	$ -	$ -	$ -	$ -	$ -	$ -	$ -	$ -	$ -	$ -	$ -	$ -	$ -	$ -	$ -
4896	610002365	376.1	$ -	$ -	$ -	$ -	$ -	$ -	$ -	$ -	$ -	$ -	$ -	$ -	$ -	$ -	$ -	$ -
4897	610002365	376.2	$ -	$ -	$ -	$ -	$ -	$ -	$ -	$ -	$ -	$ -	$ -	$ -	$ -	$ -	$ -	$ -
4898	610002365	376.4	$ -	$ -	$ -	$ -	$ -	$ -	$ -	$ -	$ -	$ -	$ -	$ -	$ -	$ -	$ -	$ -
4899	610002365	380.0	$ -	$ -	$ -	$ -	$ -	$ -	$ -	$ -	$ -	$ -	$ -	$ -	$ -	$ -	$ -	$ -
4900	T624002366	367.1	$ -	$ -	$ -	$ -	$ -	$ -	$ -	$ -	$ -	$ -	$ -	$ -	$ -	$ -	$ -	$ -
4901	T624002366	368.0	$ -	$ -	$ -	$ -	$ -	$ -	$ -	$ -	$ -	$ -	$ -	$ -	$ -	$ -	$ -	$ -
4902	T624002366	369.0	$ -	$ -	$ -	$ -	$ -	$ -	$ -	$ -	$ -	$ -	$ -	$ -	$ -	$ -	$ -	$ -
4903	T624002367	369.0	$ -	$ -	$ -	$ -	$ -	$ -	$ -	$ -	$ -	$ -	$ -	$ -	$ -	$ -	$ -	$ -
4904	T624002368	367.1	$ -	$ -	$ -	$ -	$ -	$ -	$ -	$ -	$ -	$ -	$ -	$ -	$ -	$ -	$ -	$ -
4905	T624002368	368.0	$ -	$ -	$ -	$ -	$ -	$ -	$ -	$ -	$ -	$ -	$ -	$ -	$ -	$ -	$ -	$ -
4906	T624002368	369.0	$ -	$ -	$ -	$ -	$ -	$ -	$ -	$ -	$ -	$ -	$ -	$ -	$ -	$ -	$ -	$ -
4907	610002369	376.1	$ -	$ -	$ -	$ -	$ -	$ -	$ -	$ -	$ -	$ -	$ -	$ -	$ -	$ -	$ -	$ -
4908	610002369	376.2	$ -	$ -	$ -	$ -	$ -	$ -	$ -	$ -	$ -	$ -	$ -	$ -	$ -	$ -	$ -	$ -
4909	610002369	376.4	$ -	$ -	$ -	$ -	$ -	$ -	$ -	$ -	$ -	$ -	$ -	$ -	$ -	$ -	$ -	$ -
4910	610002369	380.0	$ -	$ -	$ -	$ -	$ -	$ -	$ -	$ -	$ -	$ -	$ -	$ -	$ -	$ -	$ -	$ -
4911	624002370	376.1	$ -	$ -	$ -	$ -	$ -	$ -	$ -	$ -	$ -	$ -	$ -	$ -	$ -	$ -	$ -	$ -
4912	624002370	376.2	$ -	$ -	$ -	$ -	$ -	$ -	$ -	$ -	$ -	$ -	$ -	$ -	$ -	$ -	$ -	$ -
4913	624002370	376.4	$ -	$ -	$ -	$ -	$ -	$ -	$ -	$ -	$ -	$ -	$ -	$ -	$ -	$ -	$ -	$ -
4914	624002370	380.0	$ -	$ -	$ -	$ -	$ -	$ -	$ -	$ -	$ -	$ -	$ -	$ -	$ -	$ -	$ -	$ -
4915	T610002372	369.0	$ -	$ -	$ -	$ -	$ -	$ -	$ -	$ -	$ -	$ -	$ -	$ -	$ -	$ 199	$ 199	$ 199
4916	624002373	380.0	$ -	$ -	$ -	$ -	$ -	$ -	$ -	$ -	$ -	$ -	$ -	$ -	$ -	$ -	$ -	$ -
4917	624002373	380.1	$ -	$ -	$ -	$ -	$ -	$ -	$ -	$ -	$ -	$ -	$ -	$ -	$ -	$ -	$ -	$ -
4918	624002374	376.1	$ -	$ -	$ -	$ -	$ -	$ -	$ -	$ -	$ -	$ -	$ -	$ -	$ -	$ -	$ -	$ -
4919	624002374	376.2	$ -	$ -	$ -	$ -	$ -	$ -	$ -	$ -	$ -	$ -	$ -	$ -	$ -	$ -	$ -	$ -
4920	624002374	376.4	$ -	$ -	$ -	$ -	$ -	$ -	$ -	$ -	$ -	$ -	$ -	$ -	$ -	$ -	$ -	$ -
4921	624002374	380.0	$ -	$ -	$ -	$ -	$ -	$ -	$ -	$ -	$ -	$ -	$ -	$ -	$ -	$ -	$ -	$ -
4922	610002375	376.1	$ -	$ -	$ -	$ -	$ -	$ -	$ -	$ -	$ -	$ -	$ -	$ -	$ -	$ -	$ -	$ -
4923	610002375	376.2	$ -	$ -	$ -	$ -	$ -	$ -	$ -	$ -	$ -	$ -	$ -	$ -	$ -	$ -	$ -	$ -
4924	610002375	376.4	$ -	$ -	$ -	$ -	$ -	$ -	$ -	$ -	$ -	$ -	$ -	$ -	$ -	$ -	$ -	$ -
4925	610002375	380.0	$ -	$ -	$ -	$ -	$ -	$ -	$ -	$ -	$ -	$ -	$ -	$ -	$ -	$ -	$ -	$ -
4926	610002376	376.1	$ -	$ -	$ -	$ -	$ -	$ -	$ -	$ -	$ -	$ -	$ -	$ -	$ -	$ -	$ -	$ -
4927	610002376	376.2	$ -	$ -	$ -	$ -	$ -	$ -	$ -	$ -	$ -	$ -	$ -	$ -	$ -	$ -	$ -	$ -
4928	610002376	376.4	$ -	$ -	$ -	$ -	$ -	$ -	$ -	$ -	$ -	$ -	$ -	$ -	$ -	$ -	$ -	$ -
4929	610002376	380.0	$ -	$ -	$ -	$ -	$ -	$ -	$ -	$ -	$ -	$ -	$ -	$ -	$ -	$ -	$ -	$ -
4930	610002377	376.1	$ -	$ -	$ -	$ -	$ -	$ -	$ -	$ -	$ -	$ -	$ -	$ -	$ -	$ -	$ -	$ -
4931	610002377	376.2	$ -	$ -	$ -	$ -	$ -	$ -	$ -	$ -	$ -	$ -	$ -	$ -	$ -	$ -	$ -	$ -
4932	610002377	376.4	$ -	$ -	$ -	$ -	$ -	$ -	$ -	$ -	$ -	$ -	$ -	$ -	$ -	$ -	$ -	$ -
4933	610002377	380.0	$ -	$ -	$ -	$ -	$ -	$ -	$ -	$ -	$ -	$ -	$ -	$ -	$ -	$ -	$ -	$ -
4934	610002378	376.1	$ -	$ -	$ -	$ -	$ -	$ -	$ -	$ -	$ -	$ -	$ -	$ -	$ -	$ -	$ -	$ -
4935	610002378	376.2	$ -	$ -	$ -	$ -	$ -	$ -	$ -	$ -	$ -	$ -	$ -	$ -	$ -	$ -	$ -	$ -
4936	610002378	376.4	$ -	$ -	$ -	$ -	$ -	$ -	$ -	$ -	$ -	$ -	$ -	$ -	$ -	$ -	$ -	$ -
4937	610002378	380.0	$ -	$ -	$ -	$ -	$ -	$ -	$ -	$ -	$ -	$ -	$ -	$ -	$ -	$ -	$ -	$ -
4938	610002379	376.1	$ -	$ -	$ -	$ -	$ -	$ -	$ -	$ -	$ -	$ -	$ -	$ -	$ -	$ -	$ -	$ -
4939	610002379	376.2	$ -	$ -	$ -	$ -	$ -	$ -	$ -	$ -	$ -	$ -	$ -	$ -	$ -	$ -	$ -	$ -
4940	610002379	376.4	$ -	$ -	$ -	$ -	$ -	$ -	$ -	$ -	$ -	$ -	$ -	$ -	$ -	$ -	$ -	$ -
4941	610002379	380.0	$ -	$ -	$ -	$ -	$ -	$ -	$ -	$ -	$ -	$ -	$ -	$ -	$ -	$ -	$ -	$ -
4942	610002380	376.1	$ -	$ -	$ -	$ -	$ -	$ -	$ -	$ -	$ -	$ -	$ -	$ -	$ -	$ -	$ -	$ -
4943	610002380	376.2	$ -	$ -	$ -	$ -	$ -	$ -	$ -	$ -	$ -	$ -	$ -	$ -	$ -	$ -	$ -	$ -

Sponsored by NMGC Witness Erik C. Buchanan

NEW MEXICO GAS COMPANY, INC.

Depreciation Activity
Base Period - 12 Months Ending March 31, 2023
Future Test Year - 12 Months Ending September 30, 2025

	A	B	S	T	U	V	W	X	Y	Z	AA	AB	AC	AD	AE	AF
1																
2			Activity	Activity	Activity	Activity	Activity	Activity	Activity	Activity	Activity	Activity	Activity	Activity	Activity	Activity
3	Investment Number / Beginning Balance	FERC Account	8/31/2024	9/30/2024	10/31/2024	11/30/2024	12/31/2024	1/31/2025	2/28/2025	3/31/2025	4/30/2025	5/31/2025	6/30/2025	7/31/2025	8/31/2025	9/30/2025
4892	626002363	380.0	$ -	$ -	$ -	$ -	$ -	$ -	$ -	$ -	$ -	$ -	$ -	$ -	$ -	$ -
4893	T624002364	367.1	$ -	$ -	$ -	$ -	$ -	$ -	$ -	$ -	$ -	$ -	$ -	$ 174	$ 174	$ 174
4894	T624002364	368.0	$ -	$ -	$ -	$ -	$ -	$ -	$ -	$ -	$ -	$ -	$ -	$ 33	$ 33	$ 33
4895	T624002364	369.0	$ -	$ -	$ -	$ -	$ -	$ -	$ -	$ -	$ -	$ -	$ -	$ 69	$ 69	$ 69
4896	610002365	376.1	$ -	$ -	$ -	$ -	$ -	$ -	$ -	$ -	$ -	$ -	$ -	$ -	$ -	$ -
4897	610002365	376.2	$ -	$ -	$ -	$ -	$ -	$ -	$ -	$ -	$ -	$ -	$ -	$ -	$ -	$ -
4898	610002365	376.4	$ -	$ -	$ -	$ -	$ -	$ -	$ -	$ -	$ -	$ -	$ -	$ -	$ -	$ -
4899	610002365	380.0	$ -	$ -	$ -	$ -	$ -	$ -	$ -	$ -	$ -	$ -	$ -	$ -	$ -	$ -
4900	T624002366	367.1	$ -	$ -	$ -	$ -	$ -	$ -	$ -	$ -	$ -	$ -	$ -	$ -	$ -	$ -
4901	T624002366	368.0	$ -	$ -	$ -	$ -	$ -	$ -	$ -	$ -	$ -	$ -	$ -	$ -	$ -	$ -
4902	T624002366	369.0	$ -	$ -	$ -	$ -	$ -	$ -	$ -	$ -	$ -	$ -	$ -	$ -	$ -	$ -
4903	T624002367	369.0	$ -	$ -	$ -	$ -	$ -	$ -	$ -	$ -	$ -	$ -	$ -	$ -	$ -	$ -
4904	T624002368	367.1	$ -	$ -	$ -	$ -	$ -	$ -	$ -	$ -	$ -	$ -	$ -	$ -	$ -	$ -
4905	T624002368	368.0	$ -	$ -	$ -	$ -	$ -	$ -	$ -	$ -	$ -	$ -	$ -	$ -	$ -	$ -
4906	T624002368	369.0	$ -	$ -	$ -	$ -	$ -	$ -	$ -	$ -	$ -	$ -	$ -	$ -	$ -	$ -
4907	610002369	376.1	$ -	$ -	$ -	$ -	$ -	$ -	$ -	$ -	$ -	$ -	$ -	$ -	$ -	$ -
4908	610002369	376.2	$ -	$ -	$ -	$ -	$ -	$ -	$ -	$ -	$ -	$ -	$ -	$ -	$ -	$ -
4909	610002369	376.4	$ -	$ -	$ -	$ -	$ -	$ -	$ -	$ -	$ -	$ -	$ -	$ -	$ -	$ -
4910	610002369	380.0	$ -	$ -	$ -	$ -	$ -	$ -	$ -	$ -	$ -	$ -	$ -	$ -	$ -	$ -
4911	624002370	376.1	$ -	$ -	$ -	$ -	$ -	$ -	$ -	$ -	$ -	$ -	$ -	$ -	$ -	$ -
4912	624002370	376.2	$ -	$ -	$ -	$ -	$ -	$ -	$ -	$ -	$ -	$ -	$ -	$ -	$ -	$ -
4913	624002370	376.4	$ -	$ -	$ -	$ -	$ -	$ -	$ -	$ -	$ -	$ -	$ -	$ -	$ -	$ -
4914	624002370	380.0	$ -	$ -	$ -	$ -	$ -	$ -	$ -	$ -	$ -	$ -	$ -	$ -	$ -	$ -
4915	T610002372	369.0	$ 199	$ 199	$ 199	$ 199	$ 199	$ 199	$ 199	$ 199	$ 199	$ 199	$ 199	$ 199	$ 199	$ 199
4916	624002373	380.0	$ -	$ -	$ -	$ -	$ -	$ -	$ -	$ -	$ -	$ -	$ -	$ -	$ -	$ 519
4917	624002373	380.1	$ -	$ -	$ -	$ -	$ -	$ -	$ -	$ -	$ -	$ -	$ -	$ -	$ -	$ 235
4918	624002374	376.1	$ -	$ -	$ -	$ -	$ -	$ -	$ -	$ -	$ -	$ -	$ -	$ -	$ -	$ -
4919	624002374	376.2	$ -	$ -	$ -	$ -	$ -	$ -	$ -	$ -	$ -	$ -	$ -	$ -	$ -	$ -
4920	624002374	376.4	$ -	$ -	$ -	$ -	$ -	$ -	$ -	$ -	$ -	$ -	$ -	$ -	$ -	$ -
4921	624002374	380.0	$ -	$ -	$ -	$ -	$ -	$ -	$ -	$ -	$ -	$ -	$ -	$ -	$ -	$ -
4922	610002375	376.1	$ -	$ -	$ -	$ -	$ -	$ -	$ -	$ -	$ -	$ -	$ -	$ -	$ -	$ -
4923	610002375	376.2	$ -	$ -	$ -	$ -	$ -	$ -	$ -	$ -	$ -	$ -	$ -	$ -	$ -	$ -
4924	610002375	376.4	$ -	$ -	$ -	$ -	$ -	$ -	$ -	$ -	$ -	$ -	$ -	$ -	$ -	$ -
4925	610002375	380.0	$ -	$ -	$ -	$ -	$ -	$ -	$ -	$ -	$ -	$ -	$ -	$ -	$ -	$ -
4926	610002376	376.1	$ -	$ -	$ -	$ -	$ -	$ -	$ -	$ -	$ -	$ -	$ -	$ -	$ -	$ -
4927	610002376	376.2	$ -	$ -	$ -	$ -	$ -	$ -	$ -	$ -	$ -	$ -	$ -	$ -	$ -	$ -
4928	610002376	376.4	$ -	$ -	$ -	$ -	$ -	$ -	$ -	$ -	$ -	$ -	$ -	$ -	$ -	$ -
4929	610002376	380.0	$ -	$ -	$ -	$ -	$ -	$ -	$ -	$ -	$ -	$ -	$ -	$ -	$ -	$ -
4930	610002377	376.1	$ -	$ -	$ -	$ -	$ -	$ -	$ -	$ -	$ -	$ -	$ -	$ -	$ -	$ -
4931	610002377	376.2	$ -	$ -	$ -	$ -	$ -	$ -	$ -	$ -	$ -	$ -	$ -	$ -	$ -	$ -
4932	610002377	376.4	$ -	$ -	$ -	$ -	$ -	$ -	$ -	$ -	$ -	$ -	$ -	$ -	$ -	$ -
4933	610002377	380.0	$ -	$ -	$ -	$ -	$ -	$ -	$ -	$ -	$ -	$ -	$ -	$ -	$ -	$ -
4934	610002378	376.1	$ -	$ -	$ -	$ -	$ -	$ -	$ -	$ -	$ -	$ -	$ -	$ -	$ -	$ -
4935	610002378	376.2	$ -	$ -	$ -	$ -	$ -	$ -	$ -	$ -	$ -	$ -	$ -	$ -	$ -	$ -
4936	610002378	376.4	$ -	$ -	$ -	$ -	$ -	$ -	$ -	$ -	$ -	$ -	$ -	$ -	$ -	$ -
4937	610002378	380.0	$ -	$ -	$ -	$ -	$ -	$ -	$ -	$ -	$ -	$ -	$ -	$ -	$ -	$ -
4938	610002379	376.1	$ -	$ -	$ -	$ -	$ -	$ -	$ -	$ -	$ -	$ -	$ -	$ -	$ -	$ -
4939	610002379	376.2	$ -	$ -	$ -	$ -	$ -	$ -	$ -	$ -	$ -	$ -	$ -	$ -	$ -	$ -
4940	610002379	376.4	$ -	$ -	$ -	$ -	$ -	$ -	$ -	$ -	$ -	$ -	$ -	$ -	$ -	$ -
4941	610002379	380.0	$ -	$ -	$ -	$ -	$ -	$ -	$ -	$ -	$ -	$ -	$ -	$ -	$ -	$ -
4942	610002380	376.1	$ -	$ -	$ -	$ -	$ -	$ -	$ -	$ -	$ -	$ -	$ -	$ -	$ -	$ -
4943	610002380	376.2	$ -	$ -	$ -	$ -	$ -	$ -	$ -	$ -	$ -	$ -	$ -	$ -	$ -	$ -

Sponsored by NMGC Witness Erik C. Buchanan

NEW MEXICO GAS COMPANY, INC.

Depreciation Activity
Base Period - 12 Months Ending March 31, 2023
Future Test Year - 12 Months Ending September 30, 2025

	A	B	C	D	E	F	G	H	I	J	K	L	M	N	O	P	Q	R
1																		
2			Activity	Activity	Activity	Activity	Activity	Activity	Activity	Activity	Activity	Activity	Activity	Activity	Activity	Activity	Activity	Activity
3	Investment Number / Beginning Balance	FERC Account	4/30/2023	5/31/2023	6/30/2023	7/31/2023	8/31/2023	9/30/2023	10/31/2023	11/30/2023	12/31/2023	1/31/2024	2/29/2024	3/31/2024	4/30/2024	5/31/2024	6/30/2024	7/31/2024
4944	610002380	376.4	$ -	$ -	$ -	$ -	$ -	$ -	$ -	$ -	$ -	$ -	$ -	$ -	$ -	$ -	$ -	$ -
4945	610002380	380.0	$ -	$ -	$ -	$ -	$ -	$ -	$ -	$ -	$ -	$ -	$ -	$ -	$ -	$ -	$ -	$ -
4946	610002381	376.1	$ -	$ -	$ -	$ -	$ -	$ -	$ -	$ -	$ -	$ -	$ -	$ -	$ -	$ -	$ -	$ -
4947	610002381	376.2	$ -	$ -	$ -	$ -	$ -	$ -	$ -	$ -	$ -	$ -	$ -	$ -	$ -	$ -	$ -	$ -
4948	610002381	376.4	$ -	$ -	$ -	$ -	$ -	$ -	$ -	$ -	$ -	$ -	$ -	$ -	$ -	$ -	$ -	$ -
4949	610002381	380.0	$ -	$ -	$ -	$ -	$ -	$ -	$ -	$ -	$ -	$ -	$ -	$ -	$ -	$ -	$ -	$ -
4950	622002383	376.2	$ -	$ -	$ -	$ -	$ -	$ 367	$ 367	$ 367	$ 367	$ 367	$ 367	$ 367	$ 367	$ 367	$ 367	$ 367
4951	601002386	376.1	$ -	$ -	$ -	$ -	$ -	$ -	$ -	$ -	$ -	$ -	$ 158	$ 158	$ 158	$ 158	$ 158	$ 158
4952	601002386	376.2	$ -	$ -	$ -	$ -	$ -	$ -	$ -	$ -	$ -	$ -	$ 163	$ 163	$ 163	$ 163	$ 163	$ 163
4953	601002386	376.4	$ -	$ -	$ -	$ -	$ -	$ -	$ -	$ -	$ -	$ -	$ 66	$ 66	$ 66	$ 66	$ 66	$ 66
4954	601002386	380.0	$ -	$ -	$ -	$ -	$ -	$ -	$ -	$ -	$ -	$ -	$ 18	$ 18	$ 18	$ 18	$ 18	$ 18
4955	601002387	303.3	$ -	$ -	$ -	$ -	$ -	$ -	$ -	$ -	$ -	$ -	$ -	$ -	$ -	$ -	$ -	$ -
4956	601002388	390.0	$ -	$ -	$ -	$ -	$ -	$ -	$ -	$ -	$ -	$ -	$ -	$ -	$ -	$ -	$ -	$ -
4957	601002389	391.2	$ -	$ -	$ -	$ -	$ -	$ -	$ -	$ -	$ -	$ -	$ -	$ -	$ -	$ -	$ -	$ -
4958	601002389	397.0	$ -	$ -	$ -	$ -	$ -	$ -	$ -	$ -	$ -	$ -	$ -	$ -	$ -	$ -	$ -	$ -
4959	601002389	398.0	$ -	$ -	$ -	$ -	$ -	$ -	$ -	$ -	$ -	$ -	$ -	$ -	$ -	$ -	$ -	$ -
4960	T626002392	368.0	$ -	$ -	$ -	$ -	$ -	$ -	$ -	$ -	$ -	$ -	$ -	$ -	$ -	$ -	$ -	$ -
4961	T626002392	369.0	$ -	$ -	$ -	$ -	$ -	$ -	$ -	$ -	$ -	$ -	$ -	$ -	$ -	$ -	$ -	$ -
4962	T624002394	367.1	$ -	$ -	$ -	$ -	$ -	$ -	$ -	$ -	$ -	$ -	$ -	$ -	$ -	$ -	$ -	$ -
4963	T624002394	368.0	$ -	$ -	$ -	$ -	$ -	$ -	$ -	$ -	$ -	$ -	$ -	$ -	$ -	$ -	$ -	$ -
4964	T624002394	369.0	$ -	$ -	$ -	$ -	$ -	$ -	$ -	$ -	$ -	$ -	$ -	$ -	$ -	$ -	$ -	$ -
4965	T624002395	367.1	$ -	$ -	$ -	$ -	$ -	$ -	$ -	$ -	$ -	$ -	$ -	$ -	$ -	$ -	$ -	$ -
4966	T624002395	368.0	$ -	$ -	$ -	$ -	$ -	$ -	$ -	$ -	$ -	$ -	$ -	$ -	$ -	$ -	$ -	$ -
4967	T624002395	369.0	$ -	$ -	$ -	$ -	$ -	$ -	$ -	$ -	$ -	$ -	$ -	$ -	$ -	$ -	$ -	$ -
4968	T680002396	367.1	$ -	$ -	$ -	$ -	$ -	$ -	$ -	$ -	$ -	$ -	$ -	$ -	$ -	$ -	$ -	$ -
4969	T680002396	368.0	$ -	$ -	$ -	$ -	$ -	$ -	$ -	$ -	$ -	$ -	$ -	$ -	$ -	$ -	$ -	$ -
4970	T680002396	369.0	$ -	$ -	$ -	$ -	$ -	$ -	$ -	$ -	$ -	$ -	$ -	$ -	$ -	$ -	$ -	$ -
4971	601002397	303.3	$ -	$ -	$ -	$ -	$ -	$ -	$ -	$ -	$ -	$ -	$ -	$ -	$ -	$ -	$ -	$ -
4972	601002398	391.2	$ -	$ -	$ -	$ -	$ 643	$ 649	$ 649	$ 649	$ 649	$ 649	$ 649	$ 649	$ 649	$ 649	$ 649	$ 649
4973	601002398	397.0	$ -	$ -	$ -	$ -	$ 14	$ 31	$ 31	$ 31	$ 31	$ 31	$ 31	$ 31	$ 31	$ 31	$ 31	$ 31
4974	601002398	398.0	$ -	$ -	$ -	$ -	$ 55	$ 63	$ 63	$ 63	$ 63	$ 63	$ 63	$ 63	$ 63	$ 63	$ 63	$ 63

Sponsored by NMGC Witness Erik C. Buchanan

NEW MEXICO GAS COMPANY, INC.

Depreciation Activity
Base Period - 12 Months Ending March 31, 2023
Future Test Year - 12 Months Ending September 30, 2025

	A	B	S	T	U	V	W	X	Y	Z	AA	AB	AC	AD	AE	AF
1																
2			Activity	Activity	Activity	Activity	Activity	Activity	Activity	Activity	Activity	Activity	Activity	Activity	Activity	Activity
3	Investment Number / Beginning Balance	FERC Account	8/31/2024	9/30/2024	10/31/2024	11/30/2024	12/31/2024	1/31/2025	2/28/2025	3/31/2025	4/30/2025	5/31/2025	6/30/2025	7/31/2025	8/31/2025	9/30/2025
4944	610002380	376.4	$ -	$ -	$ -	$ -	$ -	$ -	$ -	$ -	$ -	$ -	$ -	$ -	$ -	$ -
4945	610002380	380.0	$ -	$ -	$ -	$ -	$ -	$ -	$ -	$ -	$ -	$ -	$ -	$ -	$ -	$ -
4946	610002381	376.1	$ -	$ -	$ -	$ -	$ -	$ -	$ -	$ -	$ -	$ -	$ -	$ -	$ -	$ -
4947	610002381	376.2	$ -	$ -	$ -	$ -	$ -	$ -	$ -	$ -	$ -	$ -	$ -	$ -	$ -	$ -
4948	610002381	376.4	$ -	$ -	$ -	$ -	$ -	$ -	$ -	$ -	$ -	$ -	$ -	$ -	$ -	$ -
4949	610002381	380.0	$ -	$ -	$ -	$ -	$ -	$ -	$ -	$ -	$ -	$ -	$ -	$ -	$ -	$ -
4950	622002383	376.2	$ 367	$ 367	$ 367	$ 367	$ 367	$ 367	$ 367	$ 367	$ 367	$ 367	$ 367	$ 367	$ 367	$ 367
4951	601002386	376.1	$ 158	$ 158	$ 158	$ 158	$ 158	$ 158	$ 158	$ 158	$ 158	$ 158	$ 158	$ 158	$ 158	$ 158
4952	601002386	376.2	$ 163	$ 163	$ 163	$ 163	$ 163	$ 163	$ 163	$ 163	$ 163	$ 163	$ 163	$ 163	$ 163	$ 163
4953	601002386	376.4	$ 66	$ 66	$ 66	$ 66	$ 66	$ 66	$ 66	$ 66	$ 66	$ 66	$ 66	$ 66	$ 66	$ 66
4954	601002386	380.0	$ 18	$ 18	$ 18	$ 18	$ 18	$ 18	$ 18	$ 18	$ 18	$ 18	$ 18	$ 18	$ 18	$ 18
4955	601002387	303.3	$ -	$ -	$ -	$ -	$ -	$ -	$ -	$ -	$ -	$ -	$ 18,023	$ 18,023	$ 18,023	$ 18,023
4956	601002388	390.0	$ -	$ -	$ -	$ -	$ -	$ -	$ -	$ -	$ -	$ -	$ -	$ -	$ -	$ -
4957	601002389	391.2	$ -	$ -	$ -	$ -	$ -	$ -	$ -	$ -	$ -	$ -	$ -	$ -	$ -	$ -
4958	601002389	397.0	$ -	$ -	$ -	$ -	$ -	$ -	$ -	$ -	$ -	$ -	$ -	$ -	$ -	$ -
4959	601002389	398.0	$ -	$ -	$ -	$ -	$ -	$ -	$ -	$ -	$ -	$ -	$ -	$ -	$ -	$ -
4960	T626002392	368.0	$ -	$ -	$ -	$ -	$ -	$ -	$ -	$ -	$ -	$ -	$ -	$ -	$ -	$ -
4961	T626002392	369.0	$ -	$ -	$ -	$ -	$ -	$ -	$ -	$ -	$ -	$ -	$ -	$ -	$ -	$ -
4962	T624002394	367.1	$ -	$ -	$ -	$ -	$ -	$ -	$ -	$ -	$ -	$ -	$ -	$ -	$ -	$ -
4963	T624002394	368.0	$ -	$ -	$ -	$ -	$ -	$ -	$ -	$ -	$ -	$ -	$ -	$ -	$ -	$ -
4964	T624002394	369.0	$ -	$ -	$ -	$ -	$ -	$ -	$ -	$ -	$ -	$ -	$ -	$ -	$ -	$ -
4965	T624002395	367.1	$ -	$ 218	$ 218	$ 218	$ 218	$ 218	$ 218	$ 218	$ 218	$ 218	$ 218	$ 218	$ 218	$ 218
4966	T624002395	368.0	$ -	$ 42	$ 42	$ 42	$ 42	$ 42	$ 42	$ 42	$ 42	$ 42	$ 42	$ 42	$ 42	$ 42
4967	T624002395	369.0	$ -	$ 87	$ 87	$ 87	$ 87	$ 87	$ 87	$ 87	$ 87	$ 87	$ 87	$ 87	$ 87	$ 87
4968	T680002396	367.1	$ -	$ -	$ -	$ -	$ -	$ -	$ -	$ -	$ -	$ -	$ -	$ -	$ -	$ -
4969	T680002396	368.0	$ -	$ -	$ -	$ -	$ -	$ -	$ -	$ -	$ -	$ -	$ -	$ -	$ -	$ -
4970	T680002396	369.0	$ -	$ -	$ -	$ -	$ -	$ -	$ -	$ -	$ -	$ -	$ -	$ -	$ -	$ -
4971	601002397	303.3	$ -	$ -	$ -	$ -	$ -	$ -	$ -	$ -	$ -	$ -	$ -	$ -	$ -	$ -
4972	601002398	391.2	$ 649	$ 649	$ 649	$ 649	$ 649	$ 649	$ 649	$ 649	$ 649	$ 649	$ 649	$ 649	$ 649	$ 649
4973	601002398	397.0	$ 31	$ 31	$ 31	$ 31	$ 31	$ 31	$ 31	$ 31	$ 31	$ 31	$ 31	$ 31	$ 31	$ 31
4974	601002398	398.0	$ 63	$ 63	$ 63	$ 63	$ 63	$ 63	$ 63	$ 63	$ 63	$ 63	$ 63	$ 63	$ 63	$ 63

Sponsored by NMGC Witness Erik C. Buchanan

WP Plant 4 Deprec Activity

NEW MEXICO GAS COMPANY, INC.

Linkage and Test Period Monthly Depreciation Expense
Base Period - 12 Months Ending March 31, 2023
Future Test Year - 12 Months Ending September 30, 2025

	A	B	C	D	E	F	G	H	I	J	K	L	M	N	O	P	Q
2					Activity	Activity	Activity	Activity	Activity	Activity	Activity	Activity	Activity	Activity	Activity	Activity	Activity
3	**Functional Class**	**FERC**	**FERC Description**		**4/30/2023**	**5/31/2023**	**6/30/2023**	**7/31/2023**	**8/31/2023**	**9/30/2023**	**10/31/2023**	**11/30/2023**	**12/31/2023**	**1/31/2024**	**2/29/2024**	**3/31/2024**	**4/30/2024**
4	**Gas Intangible Plant**	303.10	Intangible Plant Software @ 20%		$ -	$ -	$ -	$ -	$ -	$ -	$ -	$ -	$ -	$ -	$ -	$ -	$ -
5		303.20	Intangible Plant Software @ 10%		$ -	$ -	$ -	$ -	$ -	$ -	$ -	$ -	$ -	$ -	$ -	$ -	$ -
6		303.30	Intangible Plant Software @ 6.67%		$ 225,116	$ 225,603	$ 236,921	$ 249,204	$ 249,301	$ 249,615	$ 252,471	$ 252,615	$ 254,371	$ 254,911	$ 263,091	$ 263,091	$ 263,091
7	**Gas Intangible Plant Total**				**$ 225,116**	**$ 225,603**	**$ 236,921**	**$ 249,204**	**$ 249,301**	**$ 249,615**	**$ 252,471**	**$ 252,615**	**$ 254,371**	**$ 254,911**	**$ 263,091**	**$ 263,091**	**$ 263,091**
8																	
9																	
10	**Gas Production Plant**	325.40	Co. 5 Right Of Way		$ -	$ -	$ -	$ -	$ -	$ -	$ -	$ -	$ -	$ -	$ -	$ -	$ -
11		332.00	Field Lines Bare Steel Pipe		$ -	$ -	$ -	$ -	$ -	$ -	$ -	$ -	$ -	$ -	$ -	$ -	$ -
12		332.10	Field Lines Wrapped Steel P		$ -	$ -	$ -	$ -	$ -	$ -	$ -	$ -	$ -	$ -	$ -	$ -	$ -
13		332.40	Field Lines Other Equipment		$ -	$ -	$ -	$ -	$ -	$ -	$ -	$ -	$ -	$ -	$ -	$ -	$ -
14		333.00	Field Compressor Station Eq		$ -	$ -	$ -	$ -	$ -	$ -	$ -	$ -	$ -	$ -	$ -	$ -	$ -
15		334.00	Field Measuring & Regulating		$ -	$ -	$ -	$ -	$ -	$ -	$ -	$ -	$ -	$ -	$ -	$ -	$ -
16	**Gas Production Plant Total**				**$ -**	**$ -**	**$ -**	**$ -**	**$ -**	**$ -**	**$ -**	**$ -**	**$ -**	**$ -**	**$ -**	**$ -**	**$ -**
17																	
18																	
19	**Gas Other Storage Plant**	350.20	Right Of Way		$ -	$ -	$ -	$ -	$ -	$ -	$ -	$ -	$ -	$ -	$ -	$ -	$ -
20		351.10	Well Structures		$ -	$ -	$ -	$ -	$ -	$ -	$ -	$ -	$ -	$ -	$ -	$ -	$ -
21		351.40	Other Structures		$ -	$ -	$ -	$ -	$ -	$ -	$ -	$ -	$ -	$ -	$ -	$ -	$ -
22		352.20	Reservoirs		$ -	$ -	$ -	$ -	$ -	$ -	$ -	$ -	$ -	$ -	$ -	$ -	$ -
23		352.30	Nonrecoverable Natural Gas		$ -	$ -	$ -	$ -	$ -	$ -	$ -	$ -	$ -	$ -	$ -	$ -	$ -
24		352.40	Well Drilling Costs And Equ		$ -	$ -	$ -	$ -	$ -	$ -	$ -	$ -	$ -	$ -	$ -	$ -	$ -
25		353.00	Lines		$ -	$ -	$ -	$ -	$ -	$ -	$ -	$ -	$ -	$ -	$ -	$ -	$ -
26		354.00	Compressor Station Equipment		$ -	$ -	$ -	$ -	$ -	$ -	$ -	$ -	$ -	$ -	$ -	$ -	$ -
27		355.00	Field Measuring & Regulating		$ -	$ -	$ -	$ -	$ -	$ -	$ -	$ -	$ -	$ -	$ -	$ -	$ -
28		357.00	Other Equipment		$ -	$ -	$ -	$ -	$ -	$ -	$ -	$ -	$ -	$ -	$ -	$ -	$ -
29	**Gas Other Storage Plant Total**				**$ -**	**$ -**	**$ -**	**$ -**	**$ -**	**$ -**	**$ -**	**$ -**	**$ -**	**$ -**	**$ -**	**$ -**	**$ -**
30																	
31																	
32	**Gas Transmission Plant**	365.10	Land And Land Rights		$ -	$ -	$ -	$ -	$ -	$ -	$ -	$ -	$ -	$ -	$ -	$ -	$ -
33		365.20	Right Of Way		$ 6,498	$ 6,498	$ 6,498	$ 6,498	$ 6,498	$ 5,424	$ 5,424	$ 5,424	$ 5,424	$ 5,424	$ 5,424	$ 5,424	$ 5,424
34		366.10	Compressor Station Structure		$ 2,248	$ 2,248	$ 2,248	$ 2,248	$ 2,248	$ 1,798	$ 1,798	$ 1,798	$ 1,798	$ 1,798	$ 1,798	$ 1,798	$ 1,798
35		366.20	Measuring Station Structure		$ 53	$ 53	$ 53	$ 53	$ 53	$ 53	$ 53	$ 53	$ 53	$ 53	$ 53	$ 53	$ 53
36		366.30	Other Structures		$ 904	$ 904	$ 904	$ 904	$ 904	$ 708	$ 708	$ 708	$ 708	$ 708	$ 708	$ 708	$ 708
37		367.00	Mains Bare Steel Pipe		$ (0)	$ (0)	$ (0)	$ (0)	$ (0)	$ -	$ -	$ -	$ -	$ -	$ -	$ -	$ -
38		367.10	Mains Wrapped Steel Pipe		$ 387,011	$ 387,012	$ 387,144	$ 401,947	$ 403,439	$ 357,315	$ 358,489	$ 360,258	$ 364,357	$ 367,289	$ 375,731	$ 375,731	$ 375,731
39		367.20	Mains Other Equipment		$ -	$ -	$ -	$ -	$ -	$ -	$ -	$ -	$ -	$ -	$ -	$ -	$ -
40		367.30	Mains Other Equipment		$ 126,917	$ 126,917	$ 126,917	$ 126,917	$ 126,917	$ 120,788	$ 120,788	$ 120,788	$ 120,788	$ 120,788	$ 120,788	$ 120,788	$ 120,788
41		367.40	Mains Anodes		$ 7,578	$ 7,578	$ 7,578	$ 7,578	$ 7,578	$ 29,835	$ 29,835	$ 29,835	$ 29,835	$ 29,835	$ 29,835	$ 29,835	$ 29,835
42		367.50	Mains-Wrap Stl Pipe Brazos		$ 1,355	$ 1,355	$ 1,355	$ 1,355	$ 1,355	$ 1,199	$ 1,199	$ 1,199	$ 1,199	$ 1,199	$ 1,199	$ 1,199	$ 1,199
43		367.60	Mains-Wrap Stl Pipe Brazos		$ -	$ -	$ -	$ -	$ -	$ -	$ -	$ -	$ -	$ -	$ -	$ -	$ -
44		368.00	Compressor Station Equipment		$ 65,562	$ 65,563	$ 65,701	$ 68,013	$ 68,282	$ 76,165	$ 76,494	$ 76,833	$ 77,631	$ 78,242	$ 80,073	$ 80,073	$ 80,073
45		369.00	Field Measuring & Regulating		$ 103,143	$ 103,146	$ 103,676	$ 108,523	$ 109,165	$ 121,804	$ 122,801	$ 123,503	$ 125,136	$ 126,511	$ 130,010	$ 130,010	$ 130,138
46		369.10	Williams Fld Mea & Reg 100%		$ 66	$ 66	$ 66	$ 66	$ 66	$ 74	$ 74	$ 74	$ 74	$ 74	$ 74	$ 74	$ 74
47		369.11	Wms Impaired Fld Mea/Reg		$ (23)	$ (23)	$ (23)	$ (23)	$ (23)	$ (26)	$ (26)	$ (26)	$ (26)	$ (26)	$ (26)	$ (26)	$ (26)
48		369.12	Wms HL Imp Fld Mea/Reg		$ -	$ -	$ -	$ -	$ -	$ -	$ -	$ -	$ -	$ -	$ -	$ -	$ -
49		369.13	Field Meas & Reg Brazos		$ -	$ -	$ -	$ -	$ -	$ -	$ -	$ -	$ -	$ -	$ -	$ -	$ -
50		371.00	Other Equipment		$ 552	$ 552	$ 552	$ 552	$ 552	$ 461	$ 461	$ 461	$ 461	$ 461	$ 461	$ 461	$ 461
51	**Gas Transmission Plant Total**				**$ 701,865**	**$ 701,870**	**$ 702,669**	**$ 724,633**	**$ 727,036**	**$ 715,599**	**$ 718,097**	**$ 720,908**	**$ 727,438**	**$ 732,356**	**$ 746,128**	**$ 746,128**	**$ 746,256**
52																	
53																	

Sponsored by NMGC Witness Erik C. Buchanan

WP Plant 5 Depreciation Exp

NEW MEXICO GAS COMPANY, INC.

Linkage and Test Period Monthly Depreciation Expense
Base Period - 12 Months Ending March 31, 2023
Future Test Year - 12 Months Ending September 30, 2025

	A	B	C	R	S	T	U	V	W	X	Y	Z	AA	AB	AC	AD
2				Activity	Activity	Activity	Activity	Activity	Activity	Activity	Activity	Activity	Activity	Activity	Activity	Activity
3	**Functional Class**	**FERC**	**FERC Description**	**5/31/2024**	**6/30/2024**	**7/31/2024**	**8/31/2024**	**9/30/2024**	**10/31/2024**	**11/30/2024**	**12/31/2024**	**1/31/2025**	**2/28/2025**	**3/31/2025**	**4/30/2025**	**5/31/2025**
4	**Gas Intangible Plant**	303.10	Intangible Plant Software @ 20%	$ -	$ -	$ -	$ -	$ -	$ -	$ -	$ -	$ -	$ -	$ -	$ -	$ -
5		303.20	Intangible Plant Software @ 10%	$ -	$ -	$ -	$ -	$ -	$ -	$ -	$ -	$ -	$ -	$ -	$ -	$ -
6		303.30	Intangible Plant Software @ 6.67%	$ 263,091	$ 263,091	$ 263,091	$ 263,091	$ 263,091	$ 263,091	$ 418,694	$ 418,694	$ 418,694	$ 486,085	$ 486,085	$ 486,085	$ 486,085
7	**Gas Intangible Plant Total**			**$ 263,091**	**$ 263,091**	**$ 263,091**	**$ 263,091**	**$ 263,091**	**$ 263,091**	**$ 418,694**	**$ 418,694**	**$ 418,694**	**$ 486,085**	**$ 486,085**	**$ 486,085**	**$ 486,085**
8																
9																
10	**Gas Production Plant**	325.40	Co. 5 Right Of Way	$ -	$ -	$ -	$ -	$ -	$ -	$ -	$ -	$ -	$ -	$ -	$ -	$ -
11		332.00	Field Lines Bare Steel Pipe	$ -	$ -	$ -	$ -	$ -	$ -	$ -	$ -	$ -	$ -	$ -	$ -	$ -
12		332.10	Field Lines Wrapped Steel P	$ -	$ -	$ -	$ -	$ -	$ -	$ -	$ -	$ -	$ -	$ -	$ -	$ -
13		332.40	Field Lines Other Equipment	$ -	$ -	$ -	$ -	$ -	$ -	$ -	$ -	$ -	$ -	$ -	$ -	$ -
14		333.00	Field Compressor Station Eq	$ -	$ -	$ -	$ -	$ -	$ -	$ -	$ -	$ -	$ -	$ -	$ -	$ -
15		334.00	Field Measuring & Regulating	$ -	$ -	$ -	$ -	$ -	$ -	$ -	$ -	$ -	$ -	$ -	$ -	$ -
16	**Gas Production Plant Total**			**$ -**	**$ -**	**$ -**	**$ -**	**$ -**	**$ -**	**$ -**	**$ -**	**$ -**	**$ -**	**$ -**	**$ -**	**$ -**
17																
18																
19	**Gas Other Storage Plant**	350.20	Right Of Way	$ -	$ -	$ -	$ -	$ -	$ -	$ -	$ -	$ -	$ -	$ -	$ -	$ -
20		351.10	Well Structures	$ -	$ -	$ -	$ -	$ -	$ -	$ -	$ -	$ -	$ -	$ -	$ -	$ -
21		351.40	Other Structures	$ -	$ -	$ -	$ -	$ -	$ -	$ -	$ -	$ -	$ -	$ -	$ -	$ -
22		352.20	Reservoirs	$ -	$ -	$ -	$ -	$ -	$ -	$ -	$ -	$ -	$ -	$ -	$ -	$ -
23		352.30	Nonrecoverable Natural Gas	$ -	$ -	$ -	$ -	$ -	$ -	$ -	$ -	$ -	$ -	$ -	$ -	$ -
24		352.40	Well Drilling Costs And Equ	$ -	$ -	$ -	$ -	$ -	$ -	$ -	$ -	$ -	$ -	$ -	$ -	$ -
25		353.00	Lines	$ -	$ -	$ -	$ -	$ -	$ -	$ -	$ -	$ -	$ -	$ -	$ -	$ -
26		354.00	Compressor Station Equipment	$ -	$ -	$ -	$ -	$ -	$ -	$ -	$ -	$ -	$ -	$ -	$ -	$ -
27		355.00	Field Measuring & Regulating	$ -	$ -	$ -	$ -	$ -	$ -	$ -	$ -	$ -	$ -	$ -	$ -	$ -
28		357.00	Other Equipment	$ -	$ -	$ -	$ -	$ -	$ -	$ -	$ -	$ -	$ -	$ -	$ -	$ -
29	**Gas Other Storage Plant Total**			**$ -**	**$ -**	**$ -**	**$ -**	**$ -**	**$ -**	**$ -**	**$ -**	**$ -**	**$ -**	**$ -**	**$ -**	**$ -**
30																
31																
32	**Gas Transmission Plant**	365.10	Land And Land Rights	$ -	$ -	$ -	$ -	$ -	$ -	$ -	$ -	$ -	$ -	$ -	$ -	$ -
33		365.20	Right Of Way	$ 5,424	$ 5,424	$ 5,424	$ 5,424	$ 5,424	$ 5,424	$ 5,424	$ 5,424	$ 5,424	$ 5,424	$ 5,424	$ 5,424	$ 5,424
34		366.10	Compressor Station Structure	$ 1,798	$ 1,798	$ 1,798	$ 1,798	$ 1,798	$ 1,798	$ 1,798	$ 1,798	$ 1,798	$ 1,798	$ 1,798	$ 1,798	$ 1,798
35		366.20	Measuring Station Structure	$ 53	$ 53	$ 53	$ 53	$ 53	$ 53	$ 53	$ 53	$ 53	$ 53	$ 53	$ 53	$ 53
36		366.30	Other Structures	$ 708	$ 708	$ 708	$ 708	$ 708	$ 708	$ 708	$ 708	$ 708	$ 708	$ 708	$ 708	$ 708
37		367.00	Mains Bare Steel Pipe	$ -	$ -	$ -	$ -	$ -	$ -	$ -	$ -	$ -	$ -	$ -	$ -	$ -
38		367.10	Mains Wrapped Steel Pipe	$ 375,731	$ 375,731	$ 379,210	$ 380,573	$ 382,558	$ 384,043	$ 384,043	$ 386,581	$ 399,099	$ 405,378	$ 405,378	$ 405,378	$ 405,529
39		367.20	Mains Other Equipment	$ -	$ -	$ -	$ -	$ -	$ -	$ -	$ -	$ -	$ -	$ -	$ -	$ -
40		367.30	Mains Other Equipment	$ 120,788	$ 120,788	$ 120,788	$ 120,788	$ 120,788	$ 120,788	$ 120,788	$ 120,788	$ 120,788	$ 120,788	$ 120,788	$ 120,788	$ 120,788
41		367.40	Mains Anodes	$ 29,835	$ 29,835	$ 29,835	$ 29,835	$ 29,835	$ 29,835	$ 29,835	$ 29,835	$ 29,835	$ 29,835	$ 29,835	$ 29,835	$ 29,835
42		367.50	Mains-Wrap Stl Pipe Brazos	$ 1,199	$ 1,199	$ 1,199	$ 1,199	$ 1,199	$ 1,199	$ 1,199	$ 1,199	$ 1,199	$ 1,199	$ 1,199	$ 1,199	$ 1,199
43		367.60	Mains-Wrap Stl Pipe Brazos	$ -	$ -	$ -	$ -	$ -	$ -	$ -	$ -	$ -	$ -	$ -	$ -	$ -
44		368.00	Compressor Station Equipment	$ 80,073	$ 80,073	$ 80,119	$ 80,388	$ 80,806	$ 81,265	$ 81,265	$ 81,752	$ 84,431	$ 85,636	$ 85,636	$ 85,636	$ 85,665
45		369.00	Field Measuring & Regulating	$ 130,337	$ 130,337	$ 130,599	$ 131,256	$ 132,199	$ 133,106	$ 133,106	$ 134,112	$ 140,432	$ 142,923	$ 142,923	$ 143,048	$ 143,108
46		369.10	Williams Fld Mea & Reg 100%	$ 74	$ 74	$ 74	$ 74	$ 74	$ 74	$ 74	$ 74	$ 74	$ 74	$ 74	$ 74	$ 74
47		369.11	Wms Impaired Fld Mea/Reg	$ (26)	$ (26)	$ (26)	$ (26)	$ (26)	$ (26)	$ (26)	$ (26)	$ (26)	$ (26)	$ (26)	$ (26)	$ (26)
48		369.12	Wms HL Imp Fld Mea/Reg	$ -	$ -	$ -	$ -	$ -	$ -	$ -	$ -	$ -	$ -	$ -	$ -	$ -
49		369.13	Field Meas & Reg Brazos	$ -	$ -	$ -	$ -	$ -	$ -	$ -	$ -	$ -	$ -	$ -	$ -	$ -
50		371.00	Other Equipment	$ 461	$ 461	$ 461	$ 461	$ 461	$ 461	$ 461	$ 461	$ 461	$ 461	$ 461	$ 461	$ 461
51	**Gas Transmission Plant Total**			**$ 746,455**	**$ 746,455**	**$ 750,241**	**$ 752,531**	**$ 755,878**	**$ 758,728**	**$ 758,728**	**$ 762,759**	**$ 784,276**	**$ 794,251**	**$ 794,251**	**$ 794,376**	**$ 794,616**
52																
53																

Sponsored by NMGC Witness Erik C. Buchanan

WP Plant 5 Depreciation Exp

NEW MEXICO GAS COMPANY, INC.

Linkage and Test Period Monthly Depreciation Expense
Base Period - 12 Months Ending March 31, 2023
Future Test Year - 12 Months Ending September 30, 2025

	A	B	C	AE	AF	AG	AH	AI	AJ	AK	AL	AM	AN
2				Activity	Activity	Activity	Activity		Linkage 1 Ending 3/31/2024 Dep Expense	Linkage 2 Ending 9/30/2024 Dep Expense	Future Test Year Ending 9/30/2025 Dep Expense		Rule 630 Schedule or Workpaper Ref.
3	Functional Class	FERC	FERC Description	6/30/2025	7/31/2025	8/31/2025	9/30/2025						
4	Gas Intangible Plant	303.10	Intangible Plant Software @ 20%	$ -	$ -	$ -	$ -		$ -	$ -	$ -		WP Plant 4 Deprec Activity
5		303.20	Intangible Plant Software @ 10%	$ -	$ -	$ -	$ -		$ -	$ -	$ -		WP Plant 4 Deprec Activity
6		303.30	Intangible Plant Software @ 6.67%	$ 504,107	$ 504,347	$ 504,347	$ 504,347		$ 2,976,309	$ 3,119,096	$ 5,480,661		WP Plant 4 Deprec Activity
7	**Gas Intangible Plant Total**			**$ 504,107**	**$ 504,347**	**$ 504,347**	**$ 504,347**		**$ 2,976,309**	**$ 3,119,096**	**$ 5,480,661**		
8													
9													
10	Gas Production Plant	325.40	Co. 5 Right Of Way	$ -	$ -	$ -	$ -		$ -	$ -	$ -		WP Plant 4 Deprec Activity
11		332.00	Field Lines Bare Steel Pipe	$ -	$ -	$ -	$ -		$ -	$ -	$ -		WP Plant 4 Deprec Activity
12		332.10	Field Lines Wrapped Steel P	$ -	$ -	$ -	$ -		$ -	$ -	$ -		WP Plant 4 Deprec Activity
13		332.40	Field Lines Other Equipment	$ -	$ -	$ -	$ -		$ -	$ -	$ -		WP Plant 4 Deprec Activity
14		333.00	Field Compressor Station Eq	$ -	$ -	$ -	$ -		$ -	$ -	$ -		WP Plant 4 Deprec Activity
15		334.00	Field Measuring & Regulating	$ -	$ -	$ -	$ -		$ -	$ -	$ -		WP Plant 4 Deprec Activity
16	**Gas Production Plant Total**			**$ -**	**$ -**	**$ -**	**$ -**		**$ -**	**$ -**	**$ -**		
17													
18													
19	Gas Other Storage Plant	350.20	Right Of Way	$ -	$ -	$ -	$ -		$ -	$ -	$ -		WP Plant 4 Deprec Activity
20		351.10	Well Structures	$ -	$ -	$ -	$ -		$ -	$ -	$ -		WP Plant 4 Deprec Activity
21		351.40	Other Structures	$ -	$ -	$ -	$ -		$ -	$ -	$ -		WP Plant 4 Deprec Activity
22		352.20	Reservoirs	$ -	$ -	$ -	$ -		$ -	$ -	$ -		WP Plant 4 Deprec Activity
23		352.30	Nonrecoverable Natural Gas	$ -	$ -	$ -	$ -		$ -	$ -	$ -		WP Plant 4 Deprec Activity
24		352.40	Well Drilling Costs And Equ	$ -	$ -	$ -	$ -		$ -	$ -	$ -		WP Plant 4 Deprec Activity
25		353.00	Lines	$ -	$ -	$ -	$ -		$ -	$ -	$ -		WP Plant 4 Deprec Activity
26		354.00	Compressor Station Equipment	$ -	$ -	$ -	$ -		$ -	$ -	$ -		WP Plant 4 Deprec Activity
27		355.00	Field Measuring & Regulating	$ -	$ -	$ -	$ -		$ -	$ -	$ -		WP Plant 4 Deprec Activity
28		357.00	Other Equipment	$ -	$ -	$ -	$ -		$ -	$ -	$ -		WP Plant 4 Deprec Activity
29	**Gas Other Storage Plant Total**			**$ -**	**$ -**	**$ -**	**$ -**		**$ -**	**$ -**	**$ -**		
30													
31													
32	Gas Transmission Plant	365.10	Land And Land Rights	$ -	$ -	$ -	$ -		$ -	$ -	$ -		WP Plant 4 Deprec Activity
33		365.20	Right Of Way	$ 5,424	$ 5,424	$ 5,424	$ 5,424		$ 70,456	$ 65,084	$ 65,084		WP Plant 4 Deprec Activity
34		366.10	Compressor Station Structure	$ 1,798	$ 1,798	$ 1,798	$ 1,798		$ 23,829	$ 21,582	$ 21,582		WP Plant 4 Deprec Activity
35		366.20	Measuring Station Structure	$ 53	$ 53	$ 53	$ 53		$ 633	$ 632	$ 632		WP Plant 4 Deprec Activity
36		366.30	Other Structures	$ 708	$ 708	$ 708	$ 708		$ 9,478	$ 8,496	$ 8,496		WP Plant 4 Deprec Activity
37		367.00	Mains Bare Steel Pipe	$ -	$ -	$ -	$ -		$ (0)	$ -	$ -		WP Plant 4 Deprec Activity
38		367.10	Mains Wrapped Steel Pipe	$ 406,228	$ 406,928	$ 407,004	$ 412,501		$ 4,525,721	$ 4,471,385	$ 4,808,089		WP Plant 4 Deprec Activity
39		367.20	Mains Other Equipment	$ -	$ -	$ -	$ -		$ -	$ -	$ -		WP Plant 4 Deprec Activity
40		367.30	Mains Other Equipment	$ 120,788	$ 120,788	$ 120,788	$ 120,788		$ 1,480,103	$ 1,449,456	$ 1,449,456		WP Plant 4 Deprec Activity
41		367.40	Mains Anodes	$ 29,835	$ 29,835	$ 29,835	$ 29,835		$ 246,731	$ 358,016	$ 358,016		WP Plant 4 Deprec Activity
42		367.50	Mains-Wrap Stl Pipe Brazos	$ 1,199	$ 1,199	$ 1,199	$ 1,199		$ 15,172	$ 14,391	$ 14,391		WP Plant 4 Deprec Activity
43		367.60	Mains-Wrap Stl Pipe Brazos	$ -	$ -	$ -	$ -		$ -	$ -	$ -		WP Plant 4 Deprec Activity
44		368.00	Compressor Station Equipment	$ 85,799	$ 86,003	$ 86,051	$ 87,110		$ 878,633	$ 950,880	$ 1,016,250		WP Plant 4 Deprec Activity
45		369.00	Field Measuring & Regulating	$ 143,385	$ 143,902	$ 144,158	$ 146,355		$ 1,407,429	$ 1,542,838	$ 1,690,559		WP Plant 4 Deprec Activity
46		369.10	Williams Fld Mea & Reg 100%	$ 74	$ 74	$ 74	$ 74		$ 848	$ 885	$ 885		WP Plant 4 Deprec Activity
47		369.11	Wms Impaired Fld Mea/Reg	$ (26)	$ (26)	$ (26)	$ (26)		$ (294)	$ (307)	$ (307)		WP Plant 4 Deprec Activity
48		369.12	Wms HL Imp Fld Mea/Reg	$ -	$ -	$ -	$ -		$ -	$ -	$ -		WP Plant 4 Deprec Activity
49		369.13	Field Meas & Reg Brazos	$ -	$ -	$ -	$ -		$ -	$ -	$ -		WP Plant 4 Deprec Activity
50		371.00	Other Equipment	$ 461	$ 461	$ 461	$ 461		$ 5,989	$ 5,533	$ 5,533		WP Plant 4 Deprec Activity
51	**Gas Transmission Plant Total**			**$ 795,727**	**$ 797,147**	**$ 797,526**	**$ 806,280**		**$ 8,664,727**	**$ 8,888,871**	**$ 9,438,666**		
52													
53													

NEW MEXICO GAS COMPANY, INC.

Linkage and Test Period Monthly Depreciation Expense
Base Period - 12 Months Ending March 31, 2023
Future Test Year - 12 Months Ending September 30, 2025

	A	B	C	D	E	F	G	H	I	J	K	L	M	N	O	P	Q
2					Activity	Activity	Activity	Activity	Activity	Activity	Activity	Activity	Activity	Activity	Activity	Activity	Activity
3	**Functional Class**	**FERC**	**FERC Description**		**4/30/2023**	**5/31/2023**	**6/30/2023**	**7/31/2023**	**8/31/2023**	**9/30/2023**	**10/31/2023**	**11/30/2023**	**12/31/2023**	**1/31/2024**	**2/29/2024**	**3/31/2024**	**4/30/2024**
54	**Gas Distribution Plant**	374.10	Land		$ -	$ -	$ -	$ -	$ -	$ -	$ -	$ -	$ -	$ -	$ -	$ -	$ -
55		374.20	Land Rights		$ 443	$ 443	$ 443	$ 443	$ 443	$ 365	$ 365	$ 365	$ 365	$ 365	$ 365	$ 365	$ 365
56		374.30	Williams Land Rights 100%		$ 1	$ 1	$ 1	$ 1	$ 1	$ 1	$ 1	$ 1	$ 1	$ 1	$ 1	$ 1	$ 1
57		374.31	Wms Impaired Land Rights		$ (1)	$ (1)	$ (1)	$ (1)	$ (1)	$ (0)	$ (0)	$ (0)	$ (0)	$ (0)	$ (0)	$ (0)	$ (0)
58		374.32	Wms HL Imp Land Rights		$ -	$ -	$ -	$ -	$ -	$ -	$ -	$ -	$ -	$ -	$ -	$ -	$ -
59		375.00	Structures & Improvement		$ 1,045	$ 1,045	$ 1,045	$ 1,045	$ 1,045	$ 1,035	$ 1,035	$ 1,035	$ 1,035	$ 1,035	$ 1,035	$ 1,035	$ 1,035
60		376.00	Mains Bare Steel Pipe		$ 0	$ (91,322)	$ -	$ -	$ -	$ -	$ -	$ -	$ -	$ -	$ -	$ -	$ -
61		376.10	Mains Wrapped Steel Pipe		$ 222,993	$ 223,071	$ 223,370	$ 226,382	$ 226,419	$ 213,680	$ 215,529	$ 218,541	$ 218,560	$ 223,442	$ 223,600	$ 223,600	$ 224,900
62		376.20	Mains Plastic Pipe		$ 389,206	$ 389,688	$ 390,847	$ 401,131	$ 401,678	$ 418,179	$ 424,689	$ 427,436	$ 427,559	$ 441,284	$ 441,447	$ 441,447	$ 444,992
63		376.30	Mains Cathodic Protection		$ 499	$ 499	$ 499	$ 499	$ 499	$ 1,037	$ 1,037	$ 1,037	$ 1,037	$ 1,037	$ 1,037	$ 1,037	$ 1,037
64		376.40	Mains Other Equipment		$ 22,091	$ 22,155	$ 22,350	$ 24,361	$ 24,392	$ 24,112	$ 25,355	$ 27,649	$ 27,665	$ 31,295	$ 31,361	$ 31,361	$ 32,261
65		376.50	Mains Anodes		$ 84,956	$ 84,956	$ 84,956	$ 89,264	$ 89,264	$ 269,955	$ 272,481	$ 272,481	$ 272,481	$ 275,624	$ 275,624	$ 275,624	$ 278,307
66		376.60	Williams Wrpd Steel 100%		$ 101	$ 101	$ 101	$ 101	$ 101	$ 95	$ 95	$ 95	$ 95	$ 95	$ 95	$ 95	$ 95
67		376.61	Wms Impaired Wrpd Steel		$ (35)	$ (35)	$ (35)	$ (35)	$ (35)	$ (33)	$ (33)	$ (33)	$ (33)	$ (33)	$ (33)	$ (33)	$ (33)
68		376.62	Wms HL Imp Wrpd Steel		$ -	$ -	$ -	$ -	$ -	$ -	$ -	$ -	$ -	$ -	$ -	$ -	$ -
69		376.63	IMP - Mains Wrpd Steel		$ 4,322	$ 4,322	$ 4,322	$ 4,322	$ 4,322	$ 4,086	$ 4,086	$ 4,086	$ 4,086	$ 4,086	$ 4,086	$ 4,086	$ 4,086
70		376.70	Williams Mains Plastic 100%		$ 4,050	$ 4,050	$ 4,050	$ 4,050	$ 4,050	$ 4,213	$ 4,213	$ 4,213	$ 4,213	$ 4,213	$ 4,213	$ 4,213	$ 4,213
71		376.71	Wms Impaired Mains Plastic		$ (1,403)	$ (1,403)	$ (1,403)	$ (1,403)	$ (1,403)	$ (1,457)	$ (1,457)	$ (1,457)	$ (1,457)	$ (1,457)	$ (1,457)	$ (1,457)	$ (1,457)
72		376.72	Wms HL Imp Mains Plastic		$ -	$ -	$ -	$ -	$ -	$ -	$ -	$ -	$ -	$ -	$ -	$ -	$ -
73		376.73	IMP - Mains Plastic		$ 2,702	$ 2,702	$ 2,702	$ 2,702	$ 2,702	$ 2,810	$ 2,810	$ 2,810	$ 2,810	$ 2,810	$ 2,810	$ 2,810	$ 2,810
74		376.80	Williams Other Equip 100%		$ 8	$ 8	$ 8	$ 8	$ 8	$ 8	$ 8	$ 8	$ 8	$ 8	$ 8	$ 8	$ 8
75		376.81	Wms Impaired Other Equip		$ (3)	$ (3)	$ (3)	$ (3)	$ (3)	$ (3)	$ (3)	$ (3)	$ (3)	$ (3)	$ (3)	$ (3)	$ (3)
76		376.82	Wms HL Imp Other Equip		$ -	$ -	$ -	$ -	$ -	$ -	$ -	$ -	$ -	$ -	$ -	$ -	$ -
77		376.90	Williams Mains Anodes 100%		$ 5	$ 5	$ 5	$ 5	$ 5	$ 16	$ 16	$ 16	$ 16	$ 16	$ 16	$ 16	$ 16
78		376.91	Williams Impaired Anodes		$ (2)	$ (2)	$ (2)	$ (2)	$ (2)	$ (5)	$ (5)	$ (5)	$ (5)	$ (5)	$ (5)	$ (5)	$ (5)
79		376.92	Wms HL Impaired Anodes		$ -	$ -	$ -	$ -	$ -	$ -	$ -	$ -	$ -	$ -	$ -	$ -	$ -
80		377.00	Compressor Station Equipment		$ -	$ -	$ -	$ -	$ -	$ -	$ -	$ -	$ -	$ -	$ -	$ -	$ -
81		378.00	Field Measuring & Regulating		$ 51,757	$ 51,757	$ 51,757	$ 52,266	$ 52,266	$ 44,260	$ 44,546	$ 44,546	$ 44,546	$ 44,754	$ 44,754	$ 44,754	$ 44,853
82		378.10	Field Meas & Reg Brazos		$ -	$ -	$ -	$ -	$ -	$ -	$ -	$ -	$ -	$ -	$ -	$ -	$ -
83		379.00	Field Measuring & Regulating		$ 9,062	$ 9,062	$ 9,062	$ 9,062	$ 9,062	$ 6,838	$ 6,838	$ 6,838	$ 6,838	$ 6,838	$ 6,838	$ 6,838	$ 6,838
84		380.00	Services Plastic Pipe		$ 575,619	$ 575,851	$ 576,382	$ 585,780	$ 585,891	$ 257,369	$ 260,063	$ 260,176	$ 260,201	$ 265,568	$ 265,586	$ 265,586	$ 268,065
85		380.10	Services Steel Pipe		$ 39,353	$ 39,353	$ 39,353	$ 40,628	$ 40,628	$ 18,559	$ 18,958	$ 18,958	$ 18,958	$ 19,624	$ 19,624	$ 19,624	$ 20,038
86		380.11	Srv, Bare Steel Pipe<2000		$ -	$ -	$ -	$ -	$ -	$ -	$ -	$ -	$ -	$ -	$ -	$ -	$ -
87		380.13	IMP -Services Wrpd Steel		$ 653	$ 653	$ 653	$ 653	$ 653	$ 299	$ 299	$ 299	$ 299	$ 299	$ 299	$ 299	$ 299
88		380.20	Williams Svcs Plastic 100%		$ 18	$ 18	$ 18	$ 18	$ 18	$ -	$ -	$ -	$ -	$ -	$ -	$ -	$ -
89		380.21	Wms Impaired Svcs Plastic		$ (6)	$ (6)	$ (6)	$ (6)	$ (6)	$ (3)	$ (3)	$ (3)	$ (3)	$ (3)	$ (3)	$ (3)	$ (3)
90		380.22	Wms HL Imp Svcs Plastic		$ -	$ -	$ -	$ -	$ -	$ -	$ -	$ -	$ -	$ -	$ -	$ -	$ -
91		380.30	IMP - Services Plastic		$ 10,875	$ 10,875	$ 10,875	$ 10,875	$ 10,875	$ 4,911	$ 4,911	$ 4,911	$ 4,911	$ 4,911	$ 4,911	$ 4,911	$ 4,911
92		381.00	Meters		$ 251,928	$ 251,928	$ 251,928	$ 256,030	$ 256,030	$ 294,793	$ 298,063	$ 298,063	$ 298,063	$ 302,222	$ 302,222	$ 302,222	$ 305,656
93		381.10	ERTS AMR Meters		$ 140,585	$ 140,585	$ 140,585	$ 141,470	$ 141,470	$ 134,804	$ 135,388	$ 135,388	$ 135,388	$ 136,130	$ 136,130	$ 136,130	$ 136,742
94		383.00	House Regulators		$ 10,674	$ 10,674	$ 10,674	$ 10,674	$ 10,674	$ 12,573	$ 12,573	$ 12,573	$ 12,573	$ 12,573	$ 12,573	$ 12,573	$ 12,573
95		385.00	Industrial Measuring & Regulating		$ 75,385	$ 75,385	$ 75,385	$ 76,832	$ 76,832	$ 59,890	$ 60,680	$ 60,680	$ 60,680	$ 61,200	$ 61,200	$ 61,200	$ 61,470
96	**Gas Distribution Plant Total**				**$ 1,896,882**	**$ 1,806,418**	**$ 1,899,922**	**$ 1,937,152**	**$ 1,937,879**	**$ 1,772,388**	**$ 1,792,538**	**$ 1,800,704**	**$ 1,800,887**	**$ 1,837,930**	**$ 1,838,334**	**$ 1,838,334**	**$ 1,854,069**
97																	
98																	
99	**Gas General Plant**	389.0	Land		$ -	$ -	$ -	$ -	$ -	$ -	$ -	$ -	$ -	$ -	$ -	$ -	$ -
100		390.0	Structures & Improvement		$ 64,326	$ 64,326	$ 64,326	$ 67,283	$ 67,283	$ 63,947	$ 65,841	$ 65,841	$ 65,841	$ 70,814	$ 70,814	$ 70,814	$ 71,179
101		390.1	N/A Structures & Improvement		$ -	$ -	$ -	$ -	$ -	$ -	$ -	$ -	$ -	$ -	$ -	$ -	$ -
102		390.2	Struct & Imprv Admin Bldg		$ -	$ -	$ -	$ -	$ -	$ -	$ -	$ -	$ -	$ -	$ -	$ -	$ -
103		390.3	Struct & Imprv Business Ctr		$ 7,588	$ 7,588	$ 7,588	$ 7,588	$ 7,588	$ 2,356	$ 2,356	$ 2,356	$ 2,356	$ 2,356	$ 2,356	$ 2,356	$ 2,356

Sponsored by NMGC Witness Erik C. Buchanan

WP Plant 5 Depreciation Exp

NEW MEXICO GAS COMPANY, INC.

Linkage and Test Period Monthly Depreciation Expense
Base Period - 12 Months Ending March 31, 2023
Future Test Year - 12 Months Ending September 30, 2025

	A	B	C	R	S	T	U	V	W	X	Y	Z	AA	AB	AC	AD
2				Activity	Activity	Activity	Activity	Activity	Activity	Activity	Activity	Activity	Activity	Activity	Activity	Activity
3	Functional Class	FERC	FERC Description	5/31/2024	6/30/2024	7/31/2024	8/31/2024	9/30/2024	10/31/2024	11/30/2024	12/31/2024	1/31/2025	2/28/2025	3/31/2025	4/30/2025	5/31/2025
54	Gas Distribution Plant	374.10	Land	$ -	$ -	$ -	$ -	$ -	$ -	$ -	$ -	$ -	$ -	$ -	$ -	$ -
55		374.20	Land Rights	$ 365	$ 365	$ 365	$ 365	$ 365	$ 365	$ 365	$ 365	$ 365	$ 365	$ 365	$ 365	$ 365
56		374.30	Williams Land Rights 100%	$ 1	$ 1	$ 1	$ 1	$ 1	$ 1	$ 1	$ 1	$ 1	$ 1	$ 1	$ 1	$ 1
57		374.31	Wms Impaired Land Rights	$ (0)	$ (0)	$ (0)	$ (0)	$ (0)	$ (0)	$ (0)	$ (0)	$ (0)	$ (0)	$ (0)	$ (0)	$ (0)
58		374.32	Wms HL Imp Land Rights	$ -	$ -	$ -	$ -	$ -	$ -	$ -	$ -	$ -	$ -	$ -	$ -	$ -
59		375.00	Structures & Improvement	$ 1,035	$ 1,035	$ 1,035	$ 1,035	$ 1,035	$ 1,035	$ 1,035	$ 1,035	$ 1,035	$ 1,035	$ 1,035	$ 1,035	$ 1,035
60		376.00	Mains Bare Steel Pipe	$ -	$ -	$ -	$ -	$ -	$ -	$ -	$ -	$ -	$ -	$ -	$ -	$ -
61		376.10	Mains Wrapped Steel Pipe	$ 224,921	$ 225,004	$ 227,498	$ 227,526	$ 229,257	$ 232,153	$ 232,153	$ 232,688	$ 238,393	$ 238,393	$ 238,393	$ 240,098	$ 240,103
62		376.20	Mains Plastic Pipe	$ 445,135	$ 445,693	$ 455,925	$ 456,116	$ 457,411	$ 466,731	$ 466,731	$ 470,336	$ 480,104	$ 480,104	$ 480,104	$ 483,261	$ 483,291
63		376.30	Mains Cathodic Protection	$ 1,037	$ 1,037	$ 1,037	$ 1,037	$ 1,037	$ 1,037	$ 1,037	$ 1,037	$ 1,037	$ 1,037	$ 1,037	$ 1,037	$ 1,037
64		376.40	Mains Other Equipment	$ 32,279	$ 32,350	$ 34,181	$ 34,205	$ 35,519	$ 37,493	$ 37,493	$ 37,950	$ 42,128	$ 42,128	$ 42,128	$ 43,317	$ 43,320
65		376.50	Mains Anodes	$ 278,307	$ 278,307	$ 282,563	$ 282,563	$ 282,563	$ 287,997	$ 287,997	$ 287,997	$ 295,372	$ 295,372	$ 295,372	$ 298,147	$ 298,147
66		376.60	Williams Wrpd Steel 100%	$ 95	$ 95	$ 95	$ 95	$ 95	$ 95	$ 95	$ 95	$ 95	$ 95	$ 95	$ 95	$ 95
67		376.61	Wms Impaired Wrpd Steel	$ (33)	$ (33)	$ (33)	$ (33)	$ (33)	$ (33)	$ (33)	$ (33)	$ (33)	$ (33)	$ (33)	$ (33)	$ (33)
68		376.62	Wms HL Imp Wrpd Steel	$ -	$ -	$ -	$ -	$ -	$ -	$ -	$ -	$ -	$ -	$ -	$ -	$ -
69		376.63	IMP - Mains Wrpd Steel	$ 4,086	$ 4,086	$ 4,086	$ 4,086	$ 4,086	$ 4,086	$ 4,086	$ 4,086	$ 4,086	$ 4,086	$ 4,086	$ 4,086	$ 4,086
70		376.70	Williams Mains Plastic 100%	$ 4,213	$ 4,213	$ 4,213	$ 4,213	$ 4,213	$ 4,213	$ 4,213	$ 4,213	$ 4,213	$ 4,213	$ 4,213	$ 4,213	$ 4,213
71		376.71	Wms Impaired Mains Plastic	$ (1,457)	$ (1,457)	$ (1,457)	$ (1,457)	$ (1,457)	$ (1,457)	$ (1,457)	$ (1,457)	$ (1,457)	$ (1,457)	$ (1,457)	$ (1,457)	$ (1,457)
72		376.72	Wms HL Imp Mains Plastic	$ -	$ -	$ -	$ -	$ -	$ -	$ -	$ -	$ -	$ -	$ -	$ -	$ -
73		376.73	IMP - Mains Plastic	$ 2,810	$ 2,810	$ 2,810	$ 2,810	$ 2,810	$ 2,810	$ 2,810	$ 2,810	$ 2,810	$ 2,810	$ 2,810	$ 2,810	$ 2,810
74		376.80	Williams Other Equip 100%	$ 8	$ 8	$ 8	$ 8	$ 8	$ 8	$ 8	$ 8	$ 8	$ 8	$ 8	$ 8	$ 8
75		376.81	Wms Impaired Other Equip	$ (3)	$ (3)	$ (3)	$ (3)	$ (3)	$ (3)	$ (3)	$ (3)	$ (3)	$ (3)	$ (3)	$ (3)	$ (3)
76		376.82	Wms HL Imp Other Equip	$ -	$ -	$ -	$ -	$ -	$ -	$ -	$ -	$ -	$ -	$ -	$ -	$ -
77		376.90	Williams Mains Anodes 100%	$ 16	$ 16	$ 16	$ 16	$ 16	$ 16	$ 16	$ 16	$ 16	$ 16	$ 16	$ 16	$ 16
78		376.91	Williams Impaired Anodes	$ (5)	$ (5)	$ (5)	$ (5)	$ (5)	$ (5)	$ (5)	$ (5)	$ (5)	$ (5)	$ (5)	$ (5)	$ (5)
79		376.92	Wms HL Impaired Anodes	$ -	$ -	$ -	$ -	$ -	$ -	$ -	$ -	$ -	$ -	$ -	$ -	$ -
80		377.00	Compressor Station Equipment	$ -	$ -	$ -	$ -	$ -	$ -	$ -	$ -	$ -	$ -	$ -	$ -	$ -
81		378.00	Field Measuring & Regulating	$ 44,853	$ 44,853	$ 45,071	$ 45,098	$ 45,098	$ 45,340	$ 45,340	$ 45,340	$ 45,643	$ 45,643	$ 45,643	$ 45,738	$ 45,738
82		378.10	Field Meas & Reg Brazos	$ -	$ -	$ -	$ -	$ -	$ -	$ -	$ -	$ -	$ -	$ -	$ -	$ -
83		379.00	Field Measuring & Regulating	$ 6,838	$ 6,838	$ 6,838	$ 6,838	$ 6,838	$ 6,838	$ 6,838	$ 6,838	$ 6,838	$ 6,838	$ 6,838	$ 6,838	$ 6,838
84		380.00	Services Plastic Pipe	$ 268,094	$ 268,208	$ 272,770	$ 272,809	$ 272,809	$ 276,443	$ 276,443	$ 277,178	$ 281,395	$ 281,395	$ 281,395	$ 283,822	$ 283,828
85		380.10	Services Steel Pipe	$ 20,038	$ 20,038	$ 20,648	$ 20,648	$ 20,648	$ 21,161	$ 21,161	$ 21,161	$ 21,835	$ 21,835	$ 21,835	$ 22,253	$ 22,253
86		380.11	Srv, Bare Steel Pipe<2000	$ -	$ -	$ -	$ -	$ -	$ -	$ -	$ -	$ -	$ -	$ -	$ -	$ -
87		380.13	IMP -Services Wrpd Steel	$ 299	$ 299	$ 299	$ 299	$ 299	$ 299	$ 299	$ 299	$ 299	$ 299	$ 299	$ 299	$ 299
88		380.20	Williams Svcs Plastic 100%	$ -	$ -	$ -	$ -	$ -	$ -	$ -	$ -	$ -	$ -	$ -	$ -	$ -
89		380.21	Wms Impaired Svcs Plastic	$ (3)	$ (3)	$ (3)	$ (3)	$ (3)	$ (3)	$ (3)	$ (3)	$ (3)	$ (3)	$ (3)	$ (3)	$ (3)
90		380.22	Wms HL Imp Svcs Plastic	$ -	$ -	$ -	$ -	$ -	$ -	$ -	$ -	$ -	$ -	$ -	$ -	$ -
91		380.30	IMP - Services Plastic	$ 4,911	$ 4,911	$ 4,911	$ 4,911	$ 4,911	$ 4,911	$ 4,911	$ 4,911	$ 4,911	$ 4,911	$ 4,911	$ 4,911	$ 4,911
92		381.00	Meters	$ 305,656	$ 305,656	$ 311,533	$ 311,533	$ 311,533	$ 315,316	$ 315,316	$ 315,316	$ 319,718	$ 319,718	$ 319,718	$ 323,109	$ 323,109
93		381.10	ERTS AMR Meters	$ 136,742	$ 136,742	$ 137,791	$ 137,791	$ 137,791	$ 138,466	$ 138,466	$ 138,466	$ 139,251	$ 139,251	$ 139,251	$ 139,856	$ 139,856
94		383.00	House Regulators	$ 12,573	$ 12,573	$ 12,573	$ 12,573	$ 12,573	$ 12,573	$ 12,573	$ 12,573	$ 12,573	$ 12,573	$ 12,573	$ 12,573	$ 12,573
95		385.00	Industrial Measuring & Regulating	$ 61,470	$ 61,470	$ 62,008	$ 62,094	$ 62,094	$ 62,702	$ 62,702	$ 62,702	$ 63,487	$ 63,487	$ 63,487	$ 63,750	$ 63,750
96	Gas Distribution Plant Total			$ 1,854,280	$ 1,855,107	$ 1,886,773	$ 1,887,170	$ 1,891,509	$ 1,920,588	$ 1,920,588	$ 1,925,920	$ 1,964,112	$ 1,964,112	$ 1,964,112	$ 1,980,138	$ 1,980,182
97																
98																
99	Gas General Plant	389.0	Land	$ -	$ -	$ -	$ -	$ -	$ -	$ -	$ -	$ -	$ -	$ -	$ -	$ -
100		390.0	Structures & Improvement	$ 71,179	$ 71,179	$ 71,726	$ 78,339	$ 78,339	$ 78,886	$ 78,886	$ 78,886	$ 82,925	$ 82,925	$ 82,925	$ 83,304	$ 83,304
101		390.1	N/A Structures & Improvement	$ -	$ -	$ -	$ -	$ -	$ -	$ -	$ -	$ -	$ -	$ -	$ -	$ -
102		390.2	Struct & Imprv Admin Bldg	$ -	$ -	$ -	$ -	$ -	$ -	$ -	$ -	$ -	$ -	$ -	$ -	$ -
103		390.3	Struct & Imprv Business Ctr	$ 2,356	$ 2,356	$ 2,356	$ 2,356	$ 2,356	$ 2,356	$ 2,356	$ 2,356	$ 2,356	$ 2,356	$ 2,356	$ 2,356	$ 2,356

Sponsored by NMGC Witness Erik C. Buchanan

WP Plant 5 Depreciation Exp

NEW MEXICO GAS COMPANY, INC.

Linkage and Test Period Monthly Depreciation Expense
Base Period - 12 Months Ending March 31, 2023
Future Test Year - 12 Months Ending September 30, 2025

	A	B	C	AE	AF	AG	AH	AI	AJ	AK	AL	AM	AN
2				Activity	Activity	Activity	Activity		Linkage 1 Ending 3/31/2024 Dep Expense	Linkage 2 Ending 9/30/2024 Dep Expense	Future Test Year Ending 9/30/2025 Dep Expense		Rule 630 Schedule or Workpaper Ref.
3	Functional Class	FERC	FERC Description	6/30/2025	7/31/2025	8/31/2025	9/30/2025						
54	Gas Distribution Plant	374.10	Land	$ -	$ -	$ -	$ -		$ -	$ -	$ -		WP Plant 4 Deprec Activity
55		374.20	Land Rights	$ 365	$ 365	$ 365	$ 365		$ 4,770	$ 4,381	$ 4,381		WP Plant 4 Deprec Activity
56		374.30	Williams Land Rights 100%	$ 1	$ 1	$ 1	$ 1		$ 16	$ 15	$ 15		WP Plant 4 Deprec Activity
57		374.31	Wms Impaired Land Rights	$ (0)	$ (0)	$ (0)	$ (0)		$ (6)	$ (5)	$ (5)		WP Plant 4 Deprec Activity
58		374.32	Wms HL Imp Land Rights	$ -	$ -	$ -	$ -		$ -	$ -	$ -		WP Plant 4 Deprec Activity
59		375.00	Structures & Improvement	$ 1,035	$ 1,035	$ 1,035	$ 1,035		$ 12,472	$ 12,425	$ 12,425		WP Plant 4 Deprec Activity
60		376.00	Mains Bare Steel Pipe	$ -	$ -	$ -	$ -		$ (91,322)	$ -	$ -		WP Plant 4 Deprec Activity
61		376.10	Mains Wrapped Steel Pipe	$ 240,233	$ 243,716	$ 243,817	$ 244,206		$ 2,659,186	$ 2,682,376	$ 2,864,344		WP Plant 4 Deprec Activity
62		376.20	Mains Plastic Pipe	$ 484,165	$ 491,950	$ 492,628	$ 495,245		$ 4,994,591	$ 5,309,134	$ 5,774,650		WP Plant 4 Deprec Activity
63		376.30	Mains Cathodic Protection	$ 1,037	$ 1,037	$ 1,037	$ 1,037		$ 9,751	$ 12,440	$ 12,440		WP Plant 4 Deprec Activity
64		376.40	Mains Other Equipment	$ 43,431	$ 45,857	$ 45,943	$ 46,275		$ 314,145	$ 375,479	$ 507,463		WP Plant 4 Deprec Activity
65		376.50	Mains Anodes	$ 298,147	$ 302,572	$ 302,572	$ 302,572		$ 2,347,666	$ 3,326,925	$ 3,552,263		WP Plant 4 Deprec Activity
66		376.60	Williams Wrpd Steel 100%	$ 95	$ 95	$ 95	$ 95		$ 1,168	$ 1,141	$ 1,141		WP Plant 4 Deprec Activity
67		376.61	Wms Impaired Wrpd Steel	$ (33)	$ (33)	$ (33)	$ (33)		$ (404)	$ (394)	$ (394)		WP Plant 4 Deprec Activity
68		376.62	Wms HL Imp Wrpd Steel	$ -	$ -	$ -	$ -		$ -	$ -	$ -		WP Plant 4 Deprec Activity
69		376.63	IMP - Mains Wrpd Steel	$ 4,086	$ 4,086	$ 4,086	$ 4,086		$ 50,216	$ 49,035	$ 49,035		WP Plant 4 Deprec Activity
70		376.70	Williams Mains Plastic 100%	$ 4,213	$ 4,213	$ 4,213	$ 4,213		$ 49,739	$ 50,553	$ 50,553		WP Plant 4 Deprec Activity
71		376.71	Wms Impaired Mains Plastic	$ (1,457)	$ (1,457)	$ (1,457)	$ (1,457)		$ (17,215)	$ (17,484)	$ (17,484)		WP Plant 4 Deprec Activity
72		376.72	Wms HL Imp Mains Plastic	$ -	$ -	$ -	$ -		$ -	$ -	$ -		WP Plant 4 Deprec Activity
73		376.73	IMP - Mains Plastic	$ 2,810	$ 2,810	$ 2,810	$ 2,810		$ 33,180	$ 33,723	$ 33,723		WP Plant 4 Deprec Activity
74		376.80	Williams Other Equip 100%	$ 8	$ 8	$ 8	$ 8		$ 93	$ 92	$ 92		WP Plant 4 Deprec Activity
75		376.81	Wms Impaired Other Equip	$ (3)	$ (3)	$ (3)	$ (3)		$ (32)	$ (32)	$ (32)		WP Plant 4 Deprec Activity
76		376.82	Wms HL Imp Other Equip	$ -	$ -	$ -	$ -		$ -	$ -	$ -		WP Plant 4 Deprec Activity
77		376.90	Williams Mains Anodes 100%	$ 16	$ 16	$ 16	$ 16		$ 135	$ 187	$ 187		WP Plant 4 Deprec Activity
78		376.91	Williams Impaired Anodes	$ (5)	$ (5)	$ (5)	$ (5)		$ (47)	$ (65)	$ (65)		WP Plant 4 Deprec Activity
79		376.92	Wms HL Impaired Anodes	$ -	$ -	$ -	$ -		$ -	$ -	$ -		WP Plant 4 Deprec Activity
80		377.00	Compressor Station Equipment	$ -	$ -	$ -	$ -		$ -	$ -	$ -		WP Plant 4 Deprec Activity
81		378.00	Field Measuring & Regulating	$ 45,738	$ 45,955	$ 45,955	$ 45,955		$ 571,961	$ 537,724	$ 548,028		WP Plant 4 Deprec Activity
82		378.10	Field Meas & Reg Brazos	$ -	$ -	$ -	$ -		$ -	$ -	$ -		WP Plant 4 Deprec Activity
83		379.00	Field Measuring & Regulating	$ 6,838	$ 6,838	$ 6,838	$ 6,838		$ 93,180	$ 82,062	$ 82,062		WP Plant 4 Deprec Activity
84		380.00	Services Plastic Pipe	$ 284,007	$ 287,970	$ 288,108	$ 289,380		$ 4,734,073	$ 3,199,936	$ 3,391,363		WP Plant 4 Deprec Activity
85		380.10	Services Steel Pipe	$ 22,253	$ 22,901	$ 22,901	$ 23,235		$ 333,619	$ 237,801	$ 264,782		WP Plant 4 Deprec Activity
86		380.11	Srv, Bare Steel Pipe<2000	$ -	$ -	$ -	$ -		$ -	$ -	$ -		WP Plant 4 Deprec Activity
87		380.13	IMP -Services Wrpd Steel	$ 299	$ 299	$ 299	$ 299		$ 5,355	$ 3,582	$ 3,582		WP Plant 4 Deprec Activity
88		380.20	Williams Svcs Plastic 100%	$ -	$ -	$ -	$ -		$ 88	$ -	$ -		WP Plant 4 Deprec Activity
89		380.21	Wms Impaired Svcs Plastic	$ (3)	$ (3)	$ (3)	$ (3)		$ (49)	$ (32)	$ (32)		WP Plant 4 Deprec Activity
90		380.22	Wms HL Imp Svcs Plastic	$ -	$ -	$ -	$ -		$ -	$ -	$ -		WP Plant 4 Deprec Activity
91		380.30	IMP - Services Plastic	$ 4,911	$ 4,911	$ 4,911	$ 4,911		$ 88,754	$ 58,933	$ 58,933		WP Plant 4 Deprec Activity
92		381.00	Meters	$ 323,109	$ 328,905	$ 328,905	$ 328,905		$ 3,363,496	$ 3,652,422	$ 3,861,145		WP Plant 4 Deprec Activity
93		381.10	ERTS AMR Meters	$ 139,856	$ 140,891	$ 140,891	$ 140,891		$ 1,654,052	$ 1,638,152	$ 1,675,393		WP Plant 4 Deprec Activity
94		383.00	House Regulators	$ 12,573	$ 12,573	$ 12,573	$ 12,573		$ 141,386	$ 150,881	$ 150,881		WP Plant 4 Deprec Activity
95		385.00	Industrial Measuring & Regulating	$ 63,750	$ 64,280	$ 64,280	$ 64,280		$ 805,350	$ 736,245	$ 762,657		WP Plant 4 Deprec Activity
96	Gas Distribution Plant Total			$ 1,981,475	$ 2,011,783	$ 2,012,786	$ 2,017,730		$ 22,159,367	$ 22,137,636	$ 23,643,527		
97													
98													
99	Gas General Plant	389.0	Land	$ -	$ -	$ -	$ -		$ -	$ -	$ -		WP Plant 4 Deprec Activity
100		390.0	Structures & Improvement	$ 83,304	$ 83,871	$ 83,871	$ 83,871		$ 801,459	$ 851,907	$ 986,959		WP Plant 4 Deprec Activity
101		390.1	N/A Structures & Improvement	$ -	$ -	$ -	$ -		$ -	$ -	$ -		WP Plant 4 Deprec Activity
102		390.2	Struct & Imprv Admin Bldg	$ -	$ -	$ -	$ -		$ -	$ -	$ -		WP Plant 4 Deprec Activity
103		390.3	Struct & Imprv Business Ctr	$ 2,356	$ 2,356	$ 2,356	$ 2,356		$ 54,436	$ 28,275	$ 28,275		WP Plant 4 Deprec Activity

Sponsored by NMGC Witness Erik C. Buchanan

NEW MEXICO GAS COMPANY, INC.

Linkage and Test Period Monthly Depreciation Expense
Base Period - 12 Months Ending March 31, 2023
Future Test Year - 12 Months Ending September 30, 2025

	A	B	C	D	E	F	G	H	I	J	K	L	M	N	O	P	Q
2					Activity	Activity	Activity	Activity	Activity	Activity	Activity	Activity	Activity	Activity	Activity	Activity	Activity
3	**Functional Class**	**FERC**	**FERC Description**		**4/30/2023**	**5/31/2023**	**6/30/2023**	**7/31/2023**	**8/31/2023**	**9/30/2023**	**10/31/2023**	**11/30/2023**	**12/31/2023**	**1/31/2024**	**2/29/2024**	**3/31/2024**	**4/30/2024**
104		390.4	Struct & Imprv Los Lunas Bl		$ 2,203	$ 2,203	$ 2,203	$ 2,203	$ 2,203	$ 272	$ 272	$ 272	$ 272	$ 272	$ 272	$ 272	$ 272
105		390.5	Struct & Imprv Rio Bravo		$ 16,356	$ (16,356)	$ -	$ -	$ -	$ -	$ -	$ -	$ -	$ -	$ -	$ -	$ -
106		390.6	Struct & Imprv Rio Rancho		$ 693	$ (693)	$ -	$ -	$ -	$ -	$ -	$ -	$ -	$ -	$ -	$ -	$ -
107		390.7	Struct & Imprv Santa Fe		$ -	$ -	$ -	$ -	$ -	$ -	$ -	$ -	$ -	$ -	$ -	$ -	$ -
108		390.8	Struct & Imprv SF Pymt Ctr		$ 317	$ 317	$ 317	$ 317	$ 317	$ 308	$ 308	$ 308	$ 308	$ 308	$ 308	$ 308	$ 308
109		390.9	Solar Structures		$ 13,456	$ 13,456	$ 13,456	$ 13,456	$ 13,456	$ 8,854	$ 8,854	$ 8,854	$ 8,854	$ 8,854	$ 8,854	$ 8,854	$ 8,854
110		391.0	Office Furniture & Equip		$ 8,371	$ 8,371	$ 8,371	$ 8,371	$ 8,371	$ 8,375	$ 8,375	$ 8,375	$ 8,375	$ 8,375	$ 8,375	$ 8,375	$ 8,375
111		391.1	N/A Off Furn & Eq, PC Sys		$ -	$ -	$ -	$ -	$ -	$ -	$ -	$ -	$ -	$ -	$ -	$ -	$ -
112		391.2	Computer Hardware		$ 176,335	$ 179,048	$ 182,591	$ 192,741	$ 193,384	$ 195,279	$ 203,359	$ 203,359	$ 203,359	$ 211,839	$ 211,839	$ 211,839	$ 211,857
113		392.0	Transportation Equip Light		$ 36,592	$ 36,592	$ 36,592	$ 39,549	$ 39,549	$ 66,187	$ 67,681	$ 67,681	$ 67,681	$ 69,698	$ 69,698	$ 69,698	$ 70,936
114		392.1	Transportation Equip Heavy		$ 32,935	$ 32,935	$ 32,935	$ 34,208	$ 34,208	$ 20,256	$ 20,484	$ 20,484	$ 20,484	$ 20,791	$ 20,791	$ 20,791	$ 20,979
115		392.2	Transportation Equip Trailer		$ 25,310	$ 25,310	$ 25,310	$ 26,375	$ 26,375	$ 16,278	$ 16,476	$ 16,476	$ 16,476	$ 16,744	$ 16,744	$ 16,744	$ 16,909
116		392.3	Transportation Equip Medium		$ 24,086	$ 24,086	$ 24,086	$ 26,010	$ 26,010	$ 28,626	$ 29,266	$ 29,266	$ 29,266	$ 30,128	$ 30,128	$ 30,128	$ 30,658
117		392.4	Transp Equip Special Purpose		$ 1,347	$ 1,347	$ 1,347	$ 1,347	$ 1,347	$ 1,296	$ 1,296	$ 1,296	$ 1,296	$ 1,296	$ 1,296	$ 1,296	$ 1,296
118		393.0	Stores Equip		$ 4,267	$ 4,267	$ 4,267	$ 4,829	$ 4,829	$ 4,832	$ 4,997	$ 4,997	$ 4,997	$ 5,118	$ 5,118	$ 5,118	$ 5,179
119		394.0	Tools, Shop & Garage Equip		$ 87,718	$ 87,718	$ 87,718	$ 95,026	$ 95,026	$ 95,074	$ 97,330	$ 97,330	$ 97,330	$ 98,105	$ 98,105	$ 98,105	$ 98,740
120		396.0	Power Operated Equipment		$ 31,861	$ 31,861	$ 31,861	$ 35,229	$ 35,229	$ 30,075	$ 30,919	$ 30,919	$ 30,919	$ 31,536	$ 31,536	$ 31,536	$ 31,846
121		397.0	Communication Equip		$ 26,045	$ 26,106	$ 26,186	$ 26,414	$ 26,429	$ 56,003	$ 56,384	$ 56,384	$ 56,384	$ 56,785	$ 56,785	$ 56,785	$ 56,786
122		398.0	Miscellaneous Equipment		$ 3,350	$ 3,581	$ 3,882	$ 4,745	$ 4,799	$ 5,493	$ 6,271	$ 6,271	$ 6,271	$ 7,088	$ 7,088	$ 7,088	$ 7,090
123		398.5	Cng Equipment		$ -	$ -	$ -	$ -	$ -	$ 9,285	$ 9,285	$ 9,285	$ 9,285	$ 9,285	$ 9,285	$ 9,285	$ 9,285
124		398.6	Cng Equipment		$ -	$ -	$ -	$ -	$ -	$ 604	$ 604	$ 604	$ 604	$ 604	$ 604	$ 604	$ 604
125		398.7	Cng Equipment		$ -	$ -	$ -	$ -	$ -	$ -	$ -	$ -	$ -	$ -	$ -	$ -	$ -
126		399.1	ARO General Plant 5		$ 25	$ 25	$ 25	$ 25	$ 25	$ -	$ -	$ -	$ -	$ -	$ -	$ -	$ -
127	**Gas General Plant Total**				**$ 563,182**	**$ 532,087**	**$ 553,061**	**$ 585,717**	**$ 586,429**	**$ 613,401**	**$ 630,360**	**$ 630,360**	**$ 630,360**	**$ 649,997**	**$ 649,997**	**$ 649,997**	**$ 653,509**
128																	
129	**Grand Total**				**$ 3,387,045**	**$ 3,265,978**	**$ 3,392,573**	**$ 3,496,706**	**$ 3,500,644**	**$ 3,351,003**	**$ 3,393,466**	**$ 3,404,586**	**$ 3,413,055**	**$ 3,475,194**	**$ 3,497,550**	**$ 3,497,550**	**$ 3,516,925**

NEW MEXICO GAS COMPANY, INC.

Linkage and Test Period Monthly Depreciation Expense
Base Period - 12 Months Ending March 31, 2023
Future Test Year - 12 Months Ending September 30, 2025

	A	B	C	R	S	T	U	V	W	X	Y	Z	AA	AB	AC	AD
2				Activity	Activity	Activity	Activity	Activity	Activity	Activity	Activity	Activity	Activity	Activity	Activity	Activity
3	**Functional Class**	**FERC**	**FERC Description**	**5/31/2024**	**6/30/2024**	**7/31/2024**	**8/31/2024**	**9/30/2024**	**10/31/2024**	**11/30/2024**	**12/31/2024**	**1/31/2025**	**2/28/2025**	**3/31/2025**	**4/30/2025**	**5/31/2025**
104		390.4	Struct & Imprv Los Lunas Bl	$ 272	$ 272	$ 272	$ 272	$ 272	$ 272	$ 272	$ 272	$ 272	$ 272	$ 272	$ 272	$ 113
105		390.5	Struct & Imprv Rio Bravo	$ -	$ -	$ -	$ -	$ -	$ -	$ -	$ -	$ -	$ -	$ -	$ -	$ -
106		390.6	Struct & Imprv Rio Rancho	$ -	$ -	$ -	$ -	$ -	$ -	$ -	$ -	$ -	$ -	$ -	$ -	$ -
107		390.7	Struct & Imprv Santa Fe	$ -	$ -	$ -	$ -	$ -	$ -	$ -	$ -	$ -	$ -	$ -	$ -	$ -
108		390.8	Struct & Imprv SF Pymt Ctr	$ 308	$ 308	$ 308	$ 308	$ 308	$ 308	$ 308	$ 308	$ 308	$ 308	$ 308	$ 308	$ 308
109		390.9	Solar Structures	$ 8,854	$ 8,854	$ 8,854	$ 8,854	$ 8,854	$ 8,854	$ 8,854	$ 8,854	$ 8,854	$ 8,854	$ 8,854	$ 8,854	$ 8,854
110		391.0	Office Furniture & Equip	$ 8,375	$ 8,375	$ 8,375	$ 8,375	$ 8,375	$ 8,375	$ 8,375	$ 8,375	$ 8,375	$ 8,375	$ 8,375	$ 8,375	$ 8,375
111		391.1	N/A Off Furn & Eq, PC Sys	$ -	$ -	$ -	$ -	$ -	$ -	$ -	$ -	$ -	$ -	$ -	$ -	$ -
112		391.2	Computer Hardware	$ 211,857	$ 211,857	$ 213,261	$ 222,453	$ 222,453	$ 224,238	$ 224,238	$ 224,238	$ 225,701	$ 246,351	$ 246,351	$ 247,162	$ 247,162
113		392.0	Transportation Equip Light	$ 70,936	$ 70,936	$ 72,803	$ 72,803	$ 72,803	$ 74,682	$ 74,682	$ 74,682	$ 77,207	$ 77,207	$ 77,207	$ 78,345	$ 78,345
114		392.1	Transportation Equip Heavy	$ 20,979	$ 20,979	$ 21,263	$ 21,263	$ 21,263	$ 21,550	$ 21,550	$ 21,550	$ 21,934	$ 21,934	$ 21,934	$ 22,107	$ 22,107
115		392.2	Transportation Equip Trailer	$ 16,909	$ 16,909	$ 17,157	$ 17,157	$ 17,157	$ 17,407	$ 17,407	$ 17,407	$ 17,742	$ 17,742	$ 17,742	$ 17,894	$ 17,894
116		392.3	Transportation Equip Medium	$ 30,658	$ 30,658	$ 31,457	$ 31,457	$ 31,457	$ 32,261	$ 32,261	$ 32,261	$ 33,342	$ 33,342	$ 33,342	$ 33,828	$ 33,828
117		392.4	Transp Equip Special Purpose	$ 1,296	$ 1,296	$ 1,296	$ 1,296	$ 1,296	$ 1,296	$ 1,296	$ 1,296	$ 1,296	$ 1,296	$ 1,296	$ 1,296	$ 1,296
118		393.0	Stores Equip	$ 5,179	$ 5,179	$ 5,270	$ 5,270	$ 5,270	$ 5,361	$ 5,361	$ 5,361	$ 5,483	$ 5,483	$ 5,483	$ 5,544	$ 5,544
119		394.0	Tools, Shop & Garage Equip	$ 98,740	$ 98,740	$ 102,528	$ 102,528	$ 102,528	$ 104,714	$ 104,714	$ 104,714	$ 106,904	$ 106,904	$ 106,904	$ 108,001	$ 108,001
120		396.0	Power Operated Equipment	$ 31,846	$ 31,846	$ 32,312	$ 32,312	$ 32,312	$ 32,778	$ 32,778	$ 32,778	$ 33,399	$ 33,399	$ 33,399	$ 33,711	$ 33,711
121		397.0	Communication Equip	$ 56,786	$ 56,786	$ 56,852	$ 57,286	$ 57,286	$ 57,370	$ 57,370	$ 57,370	$ 57,439	$ 58,414	$ 58,414	$ 58,452	$ 58,452
122		398.0	Miscellaneous Equipment	$ 7,090	$ 7,090	$ 7,225	$ 8,111	$ 8,111	$ 8,283	$ 8,283	$ 8,283	$ 8,424	$ 10,413	$ 10,413	$ 10,491	$ 10,491
123		398.5	Cng Equipment	$ 9,285	$ 9,285	$ 9,285	$ 9,285	$ 9,285	$ 9,285	$ 9,285	$ 9,285	$ 9,285	$ 9,285	$ 9,285	$ 9,285	$ 9,285
124		398.6	Cng Equipment	$ 604	$ 604	$ 604	$ 604	$ 604	$ 604	$ 604	$ 604	$ 604	$ 604	$ 604	$ 604	$ 604
125		398.7	Cng Equipment	$ -	$ -	$ -	$ -	$ -	$ -	$ -	$ -	$ -	$ -	$ -	$ -	$ -
126		399.1	ARO General Plant 5	$ -	$ -	$ -	$ -	$ -	$ -	$ -	$ -	$ -	$ -	$ -	$ -	$ -
127	**Gas General Plant Total**			**$ 653,509**	**$ 653,509**	**$ 663,204**	**$ 680,329**	**$ 680,329**	**$ 688,880**	**$ 688,880**	**$ 688,880**	**$ 701,852**	**$ 725,466**	**$ 725,466**	**$ 730,189**	**$ 730,030**
128																
129	**Grand Total**			**$ 3,517,336**	**$ 3,518,162**	**$ 3,563,310**	**$ 3,583,120**	**$ 3,590,807**	**$ 3,631,287**	**$ 3,786,891**	**$ 3,796,253**	**$ 3,868,935**	**$ 3,969,914**	**$ 3,969,914**	**$ 3,990,788**	**$ 3,990,913**

Sponsored by NMGC Witness Erik C. Buchanan

WP Plant 5 Depreciation Exp

NEW MEXICO GAS COMPANY, INC.

Linkage and Test Period Monthly Depreciation Expense
Base Period - 12 Months Ending March 31, 2023
Future Test Year - 12 Months Ending September 30, 2025

	A	B	C	AE	AF	AG	AH	AI	AJ	AK	AL	AM	AN
2				Activity	Activity	Activity	Activity		Linkage 1 Ending 3/31/2024 Dep Expense	Linkage 2 Ending 9/30/2024 Dep Expense	Future Test Year Ending 9/30/2025 Dep Expense		Rule 630 Schedule or Workpaper Ref.
3	Functional Class	FERC	FERC Description	6/30/2025	7/31/2025	8/31/2025	9/30/2025						
104		390.4	Struct & Imprv Los Lunas Bl	$ -	$ -	$ -	$ -		$ 12,917	$ 3,264	$ 2,017		WP Plant 4 Deprec Activity
105		390.5	Struct & Imprv Rio Bravo	$ -	$ -	$ -	$ -		$ -	$ -	$ -		WP Plant 4 Deprec Activity
106		390.6	Struct & Imprv Rio Rancho	$ -	$ -	$ -	$ -		$ -	$ -	$ -		WP Plant 4 Deprec Activity
107		390.7	Struct & Imprv Santa Fe	$ -	$ -	$ -	$ -		$ -	$ -	$ -		WP Plant 4 Deprec Activity
108		390.8	Struct & Imprv SF Pymt Ctr	$ 308	$ 308	$ 308	$ 308		$ 3,743	$ 3,701	$ 3,701		WP Plant 4 Deprec Activity
109		390.9	Solar Structures	$ 8,854	$ 8,854	$ 8,854	$ 8,854		$ 129,263	$ 106,252	$ 106,252		WP Plant 4 Deprec Activity
110		391.0	Office Furniture & Equip	$ 8,375	$ 8,375	$ 8,375	$ 8,375		$ 100,475	$ 100,496	$ 100,496		WP Plant 4 Deprec Activity
111		391.1	N/A Off Furn & Eq, PC Sys	$ -	$ -	$ -	$ -		$ -	$ -	$ -		WP Plant 4 Deprec Activity
112		391.2	Computer Hardware	$ 247,376	$ 248,592	$ 248,592	$ 248,592		$ 2,364,972	$ 2,539,332	$ 2,878,595		WP Plant 4 Deprec Activity
113		392.0	Transportation Equip Light	$ 78,345	$ 80,063	$ 80,063	$ 80,063		$ 667,200	$ 843,352	$ 930,891		WP Plant 4 Deprec Activity
114		392.1	Transportation Equip Heavy	$ 22,107	$ 22,369	$ 22,369	$ 22,369		$ 311,300	$ 250,550	$ 263,880		WP Plant 4 Deprec Activity
115		392.2	Transportation Equip Trailer	$ 17,894	$ 18,122	$ 18,122	$ 18,122		$ 244,620	$ 201,860	$ 213,494		WP Plant 4 Deprec Activity
116		392.3	Transportation Equip Medium	$ 33,828	$ 34,564	$ 34,564	$ 34,564		$ 331,086	$ 364,527	$ 401,985		WP Plant 4 Deprec Activity
117		392.4	Transp Equip Special Purpose	$ 1,296	$ 1,296	$ 1,296	$ 1,296		$ 15,808	$ 15,550	$ 15,550		WP Plant 4 Deprec Activity
118		393.0	Stores Equip	$ 5,544	$ 5,635	$ 5,635	$ 5,635		$ 57,635	$ 61,690	$ 66,068		WP Plant 4 Deprec Activity
119		394.0	Tools, Shop & Garage Equip	$ 108,001	$ 110,250	$ 110,250	$ 110,250		$ 1,134,582	$ 1,190,108	$ 1,289,604		WP Plant 4 Deprec Activity
120		396.0	Power Operated Equipment	$ 33,711	$ 34,178	$ 34,178	$ 34,178		$ 383,482	$ 379,840	$ 402,196		WP Plant 4 Deprec Activity
121		397.0	Communication Equip	$ 58,463	$ 58,520	$ 58,520	$ 58,520		$ 526,691	$ 681,287	$ 697,305		WP Plant 4 Deprec Activity
122		398.0	Miscellaneous Equipment	$ 10,512	$ 10,629	$ 10,629	$ 10,629		$ 65,927	$ 84,794	$ 117,478		WP Plant 4 Deprec Activity
123		398.5	Cng Equipment	$ 9,285	$ 9,285	$ 9,285	$ 9,285		$ 64,997	$ 111,424	$ 111,424		WP Plant 4 Deprec Activity
124		398.6	Cng Equipment	$ 604	$ 604	$ 604	$ 604		$ 4,230	$ 7,252	$ 7,252		WP Plant 4 Deprec Activity
125		398.7	Cng Equipment	$ -	$ -	$ -	$ -		$ -	$ -	$ -		WP Plant 4 Deprec Activity
126		399.1	ARO General Plant 5	$ -	$ -	$ -	$ -		$ 125	$ -	$ -		WP Plant 4 Deprec Activity
127	**Gas General Plant Total**			**$ 730,162**	**$ 737,872**	**$ 737,872**	**$ 737,872**		**$ 7,274,949**	**$ 7,825,461**	**$ 8,623,423**		
128													
129	**Grand Total**			**$ 4,011,471**	**$ 4,051,150**	**$ 4,052,532**	**$ 4,066,229**		**$ 41,075,352**	**$ 41,971,064**	**$ 47,186,277**		

Sponsored by NMGC Witness Erik C. Buchanan

NEW MEXICO GAS COMPANY, INC.

Accumulated Reserve Account
Base Period - 12 Months Ending March 31, 2023
Future Test Year - 12 Months Ending September 30, 2025

	A	B	C	D	E	F	G	H	I	J	K	L	M	N	O
1			Adjusted Base Period												
2			Balance	Balance	Balance	Balance	Balance	Balance	Balance	Balance	Balance	Balance	Balance	Balance	Balance
3	Investment Number / Beginning Balance	FERC Account	**3/31/2023**	**4/30/2023**	**5/31/2023**	**6/30/2023**	**7/31/2023**	**8/31/2023**	**9/30/2023**	**10/31/2023**	**11/30/2023**	**12/31/2023**	**1/31/2024**	**2/29/2024**	**3/31/2024**
4	Beginning Balance	303.1	$ 16,495,088	$ 16,495,088	$ 16,495,088	$ 16,495,088	$ 16,495,088	$ 16,495,088	$ 16,495,088	$ 16,495,088	$ 16,495,088	$ 16,495,088	$ 16,495,088	$ 16,495,088	$ 16,495,088
5	Beginning Balance	303.2	$ -	$ -	$ -	$ -	$ -	$ -	$ -	$ -	$ -	$ -	$ -	$ -	$ -
6	Beginning Balance	303.3	$ 14,486,699	$ 14,711,816	$ 14,936,932	$ 15,162,048	$ 15,387,165	$ 15,612,281	$ 15,837,398	$ 16,062,514	$ 16,287,631	$ 16,512,747	$ 16,737,863	$ 16,962,980	$ 17,188,096
7	Beginning Balance	325.4	$ -	$ -	$ -	$ -	$ -	$ -	$ -	$ -	$ -	$ -	$ -	$ -	$ -
8	Beginning Balance	332.0	$ -	$ -	$ -	$ -	$ -	$ -	$ -	$ -	$ -	$ -	$ -	$ -	$ -
9	Beginning Balance	332.1	$ -	$ -	$ -	$ -	$ -	$ -	$ -	$ -	$ -	$ -	$ -	$ -	$ -
10	Beginning Balance	332.4	$ -	$ -	$ -	$ -	$ -	$ -	$ -	$ -	$ -	$ -	$ -	$ -	$ -
11	Beginning Balance	333.0	$ -	$ -	$ -	$ -	$ -	$ -	$ -	$ -	$ -	$ -	$ -	$ -	$ -
12	Beginning Balance	334.0	$ -	$ -	$ -	$ -	$ -	$ -	$ -	$ -	$ -	$ -	$ -	$ -	$ -
13	Beginning Balance	350.2	$ -	$ -	$ -	$ -	$ -	$ -	$ -	$ -	$ -	$ -	$ -	$ -	$ -
14	Beginning Balance	351.1	$ -	$ -	$ -	$ -	$ -	$ -	$ -	$ -	$ -	$ -	$ -	$ -	$ -
15	Beginning Balance	351.4	$ -	$ -	$ -	$ -	$ -	$ -	$ -	$ -	$ -	$ -	$ -	$ -	$ -
16	Beginning Balance	352.2	$ -	$ -	$ -	$ -	$ -	$ -	$ -	$ -	$ -	$ -	$ -	$ -	$ -
17	Beginning Balance	352.3	$ -	$ -	$ -	$ -	$ -	$ -	$ -	$ -	$ -	$ -	$ -	$ -	$ -
18	Beginning Balance	352.4	$ -	$ -	$ -	$ -	$ -	$ -	$ -	$ -	$ -	$ -	$ -	$ -	$ -
19	Beginning Balance	353.0	$ -	$ -	$ -	$ -	$ -	$ -	$ -	$ -	$ -	$ -	$ -	$ -	$ -
20	Beginning Balance	354.0	$ -	$ -	$ -	$ -	$ -	$ -	$ -	$ -	$ -	$ -	$ -	$ -	$ -
21	Beginning Balance	355.0	$ 16,088	$ 16,088	$ 16,088	$ 16,088	$ 16,088	$ 16,088	$ 16,088	$ 16,088	$ 16,088	$ 16,088	$ 16,088	$ 16,088	$ 16,088
22	Beginning Balance	357.0	$ -	$ -	$ -	$ -	$ -	$ -	$ -	$ -	$ -	$ -	$ -	$ -	$ -
23	Beginning Balance	365.1	$ 6,635	$ 6,635	$ 6,635	$ 6,635	$ 6,635	$ 6,635	$ 6,635	$ 6,635	$ 6,635	$ 6,635	$ 6,635	$ 6,635	$ 6,635
24	Beginning Balance	365.2	$ 2,115,181	$ 2,121,679	$ 2,128,177	$ 2,134,675	$ 2,141,173	$ 2,147,671	$ 2,153,094	$ 2,158,518	$ 2,163,942	$ 2,169,365	$ 2,174,789	$ 2,180,213	$ 2,185,636
25	Beginning Balance	366.1	$ 986,537	$ 988,785	$ 991,033	$ 993,281	$ 995,529	$ 997,777	$ 999,575	$ 1,001,374	$ 1,003,172	$ 1,004,971	$ 1,006,769	$ 1,008,568	$ 1,010,366
26	Beginning Balance	366.2	$ 11,070	$ 11,123	$ 11,176	$ 11,229	$ 11,282	$ 11,335	$ 11,387	$ 11,440	$ 11,493	$ 11,545	$ 11,598	$ 11,650	$ 11,703
27	Beginning Balance	366.3	$ 391,124	$ 392,028	$ 392,932	$ 393,837	$ 394,741	$ 395,645	$ 396,353	$ 397,061	$ 397,769	$ 398,477	$ 399,185	$ 399,893	$ 400,601
28	Beginning Balance	367.0	$ 93,440	$ 93,440	$ 93,440	$ 93,440	$ 93,440	$ 93,440	$ 93,440	$ 93,440	$ 93,440	$ 93,440	$ 93,440	$ 93,440	$ 93,440
29	Beginning Balance	367.1	$ 89,412,979	$ 89,799,990	$ 90,187,000	$ 90,574,011	$ 90,961,022	$ 91,348,033	$ 91,690,725	$ 92,033,418	$ 92,376,110	$ 92,718,803	$ 93,061,496	$ 93,404,188	$ 93,746,881
30	Beginning Balance	367.2	$ 902	$ 902	$ 902	$ 902	$ 902	$ 902	$ 902	$ 902	$ 902	$ 902	$ 902	$ 902	$ 902
31	Beginning Balance	367.3	$ 16,036,526	$ 16,163,443	$ 16,290,361	$ 16,417,278	$ 16,544,196	$ 16,671,113	$ 16,791,901	$ 16,912,689	$ 17,033,477	$ 17,154,265	$ 17,275,053	$ 17,395,841	$ 17,516,629
32	Beginning Balance	367.4	$ 627,739	$ 635,316	$ 642,894	$ 650,472	$ 658,049	$ 665,627	$ 695,462	$ 725,296	$ 755,131	$ 784,966	$ 814,800	$ 844,635	$ 874,470
33	Beginning Balance	367.5	$ 32,453	$ 33,808	$ 35,163	$ 36,519	$ 37,874	$ 39,230	$ 40,429	$ 41,628	$ 42,827	$ 44,027	$ 45,226	$ 46,425	$ 47,625
34	Beginning Balance	367.6	$ 981,423	$ 981,423	$ 981,423	$ 981,423	$ 981,423	$ 981,423	$ 981,423	$ 981,423	$ 981,423	$ 981,423	$ 981,423	$ 981,423	$ 981,423
35	Beginning Balance	368.0	$ 11,676,017	$ 11,741,579	$ 11,807,140	$ 11,872,702	$ 11,938,264	$ 12,003,826	$ 12,076,738	$ 12,149,650	$ 12,222,563	$ 12,295,475	$ 12,368,387	$ 12,441,300	$ 12,514,212
36	Beginning Balance	369.0	$ 11,523,319	$ 11,626,462	$ 11,729,605	$ 11,832,748	$ 11,935,891	$ 12,039,034	$ 12,153,571	$ 12,268,108	$ 12,382,645	$ 12,497,182	$ 12,611,719	$ 12,726,256	$ 12,840,793
37	Beginning Balance	369.1	$ 8,546	$ 8,612	$ 8,678	$ 8,745	$ 8,811	$ 8,878	$ 8,951	$ 9,025	$ 9,099	$ 9,173	$ 9,246	$ 9,320	$ 9,394
38	Beginning Balance	369.1	$ (2,403)	$ (2,426)	$ (2,449)	$ (2,472)	$ (2,495)	$ (2,518)	$ (2,543)	$ (2,569)	$ (2,594)	$ (2,620)	$ (2,646)	$ (2,671)	$ (2,697)
39	Beginning Balance	369.1	$ -	$ -	$ -	$ -	$ -	$ -	$ -	$ -	$ -	$ -	$ -	$ -	$ -
40	Beginning Balance	369.1	$ 390,238	$ 390,238	$ 390,238	$ 390,238	$ 390,238	$ 390,238	$ 390,238	$ 390,238	$ 390,238	$ 390,238	$ 390,238	$ 390,238	$ 390,238
41	Beginning Balance	371.0	$ 161,991	$ 162,543	$ 163,096	$ 163,648	$ 164,200	$ 164,753	$ 165,214	$ 165,675	$ 166,136	$ 166,597	$ 167,058	$ 167,519	$ 167,980
42	Beginning Balance	374.1	$ -	$ -	$ -	$ -	$ -	$ -	$ -	$ -	$ -	$ -	$ -	$ -	$ -
43	Beginning Balance	374.2	$ 212,842	$ 213,285	$ 213,728	$ 214,171	$ 214,614	$ 215,057	$ 215,422	$ 215,787	$ 216,152	$ 216,517	$ 216,882	$ 217,247	$ 217,613
44	Beginning Balance	374.3	$ 307	$ 308	$ 310	$ 311	$ 313	$ 314	$ 315	$ 317	$ 318	$ 319	$ 320	$ 322	$ 323
45	Beginning Balance	374.3	$ (84)	$ (85)	$ (85)	$ (86)	$ (86)	$ (87)	$ (87)	$ (88)	$ (88)	$ (88)	$ (89)	$ (89)	$ (90)
46	Beginning Balance	374.3	$ -	$ -	$ -	$ -	$ -	$ -	$ -	$ -	$ -	$ -	$ -	$ -	$ -
47	Beginning Balance	375.0	$ 187,485	$ 188,530	$ 189,575	$ 190,620	$ 191,665	$ 192,709	$ 193,745	$ 194,780	$ 195,816	$ 196,851	$ 197,886	$ 198,922	$ 199,957
48	Beginning Balance	376.0	$ 2,411,534	$ 2,411,534	$ 2,320,212	$ 2,320,212	$ 2,320,212	$ 2,320,212	$ 2,320,212	$ 2,320,212	$ 2,320,212	$ 2,320,212	$ 2,320,212	$ 2,320,212	$ 2,320,212
49	Beginning Balance	376.1	$ 85,063,400	$ 85,286,393	$ 85,509,385	$ 85,732,378	$ 85,955,371	$ 86,178,363	$ 86,388,702	$ 86,599,041	$ 86,809,379	$ 87,019,718	$ 87,230,056	$ 87,440,395	$ 87,650,733

Sponsored by NMGC Witness Erik C. Buchanan

WP Plant 6 Accum Res Balances

NEW MEXICO GAS COMPANY, INC.

Accumulated Reserve Account
Base Period - 12 Months Ending March 31, 2023
Future Test Year - 12 Months Ending September 30, 2025

	A	B	P	Q	R	S	T	U	V	W	X	Y	Z	AA	AB
1															
2			Balance	Balance	Balance	Balance	Balance	Balance	Balance	Balance	Balance	Balance	Balance	Balance	Balance
3	Investment Number / Beginning Balance	FERC Account	**4/30/2024**	**5/31/2024**	**6/30/2024**	**7/31/2024**	**8/31/2024**	**9/30/2024**	**10/31/2024**	**11/30/2024**	**12/31/2024**	**1/31/2025**	**2/28/2025**	**3/31/2025**	**4/30/2025**
4	Beginning Balance	303.1	$ 16,495,088	$ 16,495,088	$ 16,495,088	$ 16,495,088	$ 16,495,088	$ 16,495,088	$ 16,495,088	$ 16,495,088	$ 16,495,088	$ 16,495,088	$ 16,495,088	$ 16,495,088	$ 16,495,088
5	Beginning Balance	303.2	$ -	$ -	$ -	$ -	$ -	$ -	$ -	$ -	$ -	$ -	$ -	$ -	$ -
6	Beginning Balance	303.3	$ 17,413,213	$ 17,638,329	$ 17,863,446	$ 18,088,562	$ 18,313,678	$ 18,538,795	$ 18,763,911	$ 18,989,028	$ 19,214,144	$ 19,439,261	$ 19,664,377	$ 19,889,493	$ 20,114,610
7	Beginning Balance	325.4	$ -	$ -	$ -	$ -	$ -	$ -	$ -	$ -	$ -	$ -	$ -	$ -	$ -
8	Beginning Balance	332.0	$ -	$ -	$ -	$ -	$ -	$ -	$ -	$ -	$ -	$ -	$ -	$ -	$ -
9	Beginning Balance	332.1	$ -	$ -	$ -	$ -	$ -	$ -	$ -	$ -	$ -	$ -	$ -	$ -	$ -
10	Beginning Balance	332.4	$ -	$ -	$ -	$ -	$ -	$ -	$ -	$ -	$ -	$ -	$ -	$ -	$ -
11	Beginning Balance	333.0	$ -	$ -	$ -	$ -	$ -	$ -	$ -	$ -	$ -	$ -	$ -	$ -	$ -
12	Beginning Balance	334.0	$ -	$ -	$ -	$ -	$ -	$ -	$ -	$ -	$ -	$ -	$ -	$ -	$ -
13	Beginning Balance	350.2	$ -	$ -	$ -	$ -	$ -	$ -	$ -	$ -	$ -	$ -	$ -	$ -	$ -
14	Beginning Balance	351.1	$ -	$ -	$ -	$ -	$ -	$ -	$ -	$ -	$ -	$ -	$ -	$ -	$ -
15	Beginning Balance	351.4	$ -	$ -	$ -	$ -	$ -	$ -	$ -	$ -	$ -	$ -	$ -	$ -	$ -
16	Beginning Balance	352.2	$ -	$ -	$ -	$ -	$ -	$ -	$ -	$ -	$ -	$ -	$ -	$ -	$ -
17	Beginning Balance	352.3	$ -	$ -	$ -	$ -	$ -	$ -	$ -	$ -	$ -	$ -	$ -	$ -	$ -
18	Beginning Balance	352.4	$ -	$ -	$ -	$ -	$ -	$ -	$ -	$ -	$ -	$ -	$ -	$ -	$ -
19	Beginning Balance	353.0	$ -	$ -	$ -	$ -	$ -	$ -	$ -	$ -	$ -	$ -	$ -	$ -	$ -
20	Beginning Balance	354.0	$ -	$ -	$ -	$ -	$ -	$ -	$ -	$ -	$ -	$ -	$ -	$ -	$ -
21	Beginning Balance	355.0	$ 16,088	$ 16,088	$ 16,088	$ 16,088	$ 16,088	$ 16,088	$ 16,088	$ 16,088	$ 16,088	$ 16,088	$ 16,088	$ 16,088	$ 16,088
22	Beginning Balance	357.0	$ -	$ -	$ -	$ -	$ -	$ -	$ -	$ -	$ -	$ -	$ -	$ -	$ -
23	Beginning Balance	365.1	$ 6,635	$ 6,635	$ 6,635	$ 6,635	$ 6,635	$ 6,635	$ 6,635	$ 6,635	$ 6,635	$ 6,635	$ 6,635	$ 6,635	$ 6,635
24	Beginning Balance	365.2	$ 2,191,060	$ 2,196,484	$ 2,201,907	$ 2,207,331	$ 2,212,755	$ 2,218,179	$ 2,223,602	$ 2,229,026	$ 2,234,450	$ 2,239,873	$ 2,245,297	$ 2,250,721	$ 2,256,144
25	Beginning Balance	366.1	$ 1,012,164	$ 1,013,963	$ 1,015,761	$ 1,017,560	$ 1,019,358	$ 1,021,157	$ 1,022,955	$ 1,024,754	$ 1,026,552	$ 1,028,351	$ 1,030,149	$ 1,031,948	$ 1,033,746
26	Beginning Balance	366.2	$ 11,756	$ 11,808	$ 11,861	$ 11,914	$ 11,966	$ 12,019	$ 12,072	$ 12,124	$ 12,177	$ 12,229	$ 12,282	$ 12,335	$ 12,387
27	Beginning Balance	366.3	$ 401,309	$ 402,017	$ 402,725	$ 403,433	$ 404,141	$ 404,849	$ 405,557	$ 406,265	$ 406,973	$ 407,681	$ 408,390	$ 409,098	$ 409,806
28	Beginning Balance	367.0	$ 93,440	$ 93,440	$ 93,440	$ 93,440	$ 93,440	$ 93,440	$ 93,440	$ 93,440	$ 93,440	$ 93,440	$ 93,440	$ 93,440	$ 93,440
29	Beginning Balance	367.1	$ 94,089,574	$ 94,432,266	$ 94,774,959	$ 95,117,651	$ 95,460,344	$ 95,803,037	$ 96,145,729	$ 96,488,422	$ 96,831,115	$ 97,173,807	$ 97,516,500	$ 97,859,192	$ 98,201,885
30	Beginning Balance	367.2	$ 902	$ 902	$ 902	$ 902	$ 902	$ 902	$ 902	$ 902	$ 902	$ 902	$ 902	$ 902	$ 902
31	Beginning Balance	367.3	$ 17,637,417	$ 17,758,205	$ 17,878,993	$ 17,999,781	$ 18,120,569	$ 18,241,357	$ 18,362,145	$ 18,482,933	$ 18,603,721	$ 18,724,509	$ 18,845,297	$ 18,966,085	$ 19,086,873
32	Beginning Balance	367.4	$ 904,305	$ 934,139	$ 963,974	$ 993,809	$ 1,023,643	$ 1,053,478	$ 1,083,313	$ 1,113,147	$ 1,142,982	$ 1,172,817	$ 1,202,651	$ 1,232,486	$ 1,262,321
33	Beginning Balance	367.5	$ 48,824	$ 50,023	$ 51,222	$ 52,422	$ 53,621	$ 54,820	$ 56,019	$ 57,219	$ 58,418	$ 59,617	$ 60,816	$ 62,016	$ 63,215
34	Beginning Balance	367.6	$ 981,423	$ 981,423	$ 981,423	$ 981,423	$ 981,423	$ 981,423	$ 981,423	$ 981,423	$ 981,423	$ 981,423	$ 981,423	$ 981,423	$ 981,423
35	Beginning Balance	368.0	$ 12,587,124	$ 12,660,036	$ 12,732,949	$ 12,805,861	$ 12,878,773	$ 12,951,686	$ 13,024,598	$ 13,097,510	$ 13,170,423	$ 13,243,335	$ 13,316,247	$ 13,389,159	$ 13,462,072
36	Beginning Balance	369.0	$ 12,955,331	$ 13,069,868	$ 13,184,405	$ 13,298,942	$ 13,413,479	$ 13,528,016	$ 13,642,553	$ 13,757,090	$ 13,871,627	$ 13,986,164	$ 14,100,701	$ 14,215,238	$ 14,329,775
37	Beginning Balance	369.1	$ 9,468	$ 9,541	$ 9,615	$ 9,689	$ 9,763	$ 9,836	$ 9,910	$ 9,984	$ 10,058	$ 10,131	$ 10,205	$ 10,279	$ 10,353
38	Beginning Balance	369.1	$ (2,722)	$ (2,748)	$ (2,773)	$ (2,799)	$ (2,824)	$ (2,850)	$ (2,875)	$ (2,901)	$ (2,927)	$ (2,952)	$ (2,978)	$ (3,003)	$ (3,029)
39	Beginning Balance	369.1	$ -	$ -	$ -	$ -	$ -	$ -	$ -	$ -	$ -	$ -	$ -	$ -	$ -
40	Beginning Balance	369.1	$ 390,238	$ 390,238	$ 390,238	$ 390,238	$ 390,238	$ 390,238	$ 390,238	$ 390,238	$ 390,238	$ 390,238	$ 390,238	$ 390,238	$ 390,238
41	Beginning Balance	371.0	$ 168,441	$ 168,902	$ 169,363	$ 169,825	$ 170,286	$ 170,747	$ 171,208	$ 171,669	$ 172,130	$ 172,591	$ 173,052	$ 173,513	$ 173,974
42	Beginning Balance	374.1	$ -	$ -	$ -	$ -	$ -	$ -	$ -	$ -	$ -	$ -	$ -	$ -	$ -
43	Beginning Balance	374.2	$ 217,978	$ 218,343	$ 218,708	$ 219,073	$ 219,438	$ 219,803	$ 220,168	$ 220,533	$ 220,899	$ 221,264	$ 221,629	$ 221,994	$ 222,359
44	Beginning Balance	374.3	$ 324	$ 325	$ 326	$ 328	$ 329	$ 330	$ 331	$ 333	$ 334	$ 335	$ 336	$ 337	$ 339
45	Beginning Balance	374.3	$ (90)	$ (91)	$ (91)	$ (91)	$ (92)	$ (92)	$ (93)	$ (93)	$ (94)	$ (94)	$ (94)	$ (95)	$ (95)
46	Beginning Balance	374.3	$ -	$ -	$ -	$ -	$ -	$ -	$ -	$ -	$ -	$ -	$ -	$ -	$ -
47	Beginning Balance	375.0	$ 200,993	$ 202,028	$ 203,063	$ 204,099	$ 205,134	$ 206,169	$ 207,205	$ 208,240	$ 209,276	$ 210,311	$ 211,346	$ 212,382	$ 213,417
48	Beginning Balance	376.0	$ 2,320,212	$ 2,320,212	$ 2,320,212	$ 2,320,212	$ 2,320,212	$ 2,320,212	$ 2,320,212	$ 2,320,212	$ 2,320,212	$ 2,320,212	$ 2,320,212	$ 2,320,212	$ 2,320,212
49	Beginning Balance	376.1	$ 87,861,072	$ 88,071,411	$ 88,281,749	$ 88,492,088	$ 88,702,426	$ 88,912,765	$ 89,123,103	$ 89,333,442	$ 89,543,781	$ 89,754,119	$ 89,964,458	$ 90,174,796	$ 90,385,135

Sponsored by NMGC Witness Erik C. Buchanan

WP Plant 6 Accum Res Balances

NEW MEXICO GAS COMPANY, INC.

Accumulated Reserve Account
Base Period - 12 Months Ending March 31, 2023
Future Test Year - 12 Months Ending September 30, 2025

	A	B	AC	AD	AE	AF	AG
1							
2			Balance	Balance	Balance	Balance	Balance
3	Investment Number / Beginning Balance	FERC Account	**5/31/2025**	**6/30/2025**	**7/31/2025**	**8/31/2025**	**9/30/2025**
4	Beginning Balance	303.1	$ 16,495,088	$ 16,495,088	$ 16,495,088	$ 16,495,088	$ 16,495,088
5	Beginning Balance	303.2	$ -	$ -	$ -	$ -	$ -
6	Beginning Balance	303.3	$ 20,339,726	$ 20,564,843	$ 20,789,959	$ 21,015,076	$ 21,240,192
7	Beginning Balance	325.4	$ -	$ -	$ -	$ -	$ -
8	Beginning Balance	332.0	$ -	$ -	$ -	$ -	$ -
9	Beginning Balance	332.1	$ -	$ -	$ -	$ -	$ -
10	Beginning Balance	332.4	$ -	$ -	$ -	$ -	$ -
11	Beginning Balance	333.0	$ -	$ -	$ -	$ -	$ -
12	Beginning Balance	334.0	$ -	$ -	$ -	$ -	$ -
13	Beginning Balance	350.2	$ -	$ -	$ -	$ -	$ -
14	Beginning Balance	351.1	$ -	$ -	$ -	$ -	$ -
15	Beginning Balance	351.4	$ -	$ -	$ -	$ -	$ -
16	Beginning Balance	352.2	$ -	$ -	$ -	$ -	$ -
17	Beginning Balance	352.3	$ -	$ -	$ -	$ -	$ -
18	Beginning Balance	352.4	$ -	$ -	$ -	$ -	$ -
19	Beginning Balance	353.0	$ -	$ -	$ -	$ -	$ -
20	Beginning Balance	354.0	$ -	$ -	$ -	$ -	$ -
21	Beginning Balance	355.0	$ 16,088	$ 16,088	$ 16,088	$ 16,088	$ 16,088
22	Beginning Balance	357.0	$ -	$ -	$ -	$ -	$ -
23	Beginning Balance	365.1	$ 6,635	$ 6,635	$ 6,635	$ 6,635	$ 6,635
24	Beginning Balance	365.2	$ 2,261,568	$ 2,266,992	$ 2,272,415	$ 2,277,839	$ 2,283,263
25	Beginning Balance	366.1	$ 1,035,545	$ 1,037,343	$ 1,039,141	$ 1,040,940	$ 1,042,738
26	Beginning Balance	366.2	$ 12,440	$ 12,493	$ 12,545	$ 12,598	$ 12,650
27	Beginning Balance	366.3	$ 410,514	$ 411,222	$ 411,930	$ 412,638	$ 413,346
28	Beginning Balance	367.0	$ 93,440	$ 93,440	$ 93,440	$ 93,440	$ 93,440
29	Beginning Balance	367.1	$ 98,544,578	$ 98,887,270	$ 99,229,963	$ 99,572,656	$ 99,915,348
30	Beginning Balance	367.2	$ 902	$ 902	$ 902	$ 902	$ 902
31	Beginning Balance	367.3	$ 19,207,661	$ 19,328,449	$ 19,449,237	$ 19,570,025	$ 19,690,813
32	Beginning Balance	367.4	$ 1,292,155	$ 1,321,990	$ 1,351,825	$ 1,381,659	$ 1,411,494
33	Beginning Balance	367.5	$ 64,414	$ 65,613	$ 66,813	$ 68,012	$ 69,211
34	Beginning Balance	367.6	$ 981,423	$ 981,423	$ 981,423	$ 981,423	$ 981,423
35	Beginning Balance	368.0	$ 13,534,984	$ 13,607,896	$ 13,680,809	$ 13,753,721	$ 13,826,633
36	Beginning Balance	369.0	$ 14,444,312	$ 14,558,849	$ 14,673,386	$ 14,787,923	$ 14,902,460
37	Beginning Balance	369.1	$ 10,426	$ 10,500	$ 10,574	$ 10,648	$ 10,721
38	Beginning Balance	369.1	$ (3,054)	$ (3,080)	$ (3,105)	$ (3,131)	$ (3,157)
39	Beginning Balance	369.1	$ -	$ -	$ -	$ -	$ -
40	Beginning Balance	369.1	$ 390,238	$ 390,238	$ 390,238	$ 390,238	$ 390,238
41	Beginning Balance	371.0	$ 174,435	$ 174,896	$ 175,357	$ 175,818	$ 176,279
42	Beginning Balance	374.1	$ -	$ -	$ -	$ -	$ -
43	Beginning Balance	374.2	$ 222,724	$ 223,089	$ 223,454	$ 223,819	$ 224,185
44	Beginning Balance	374.3	$ 340	$ 341	$ 342	$ 344	$ 345
45	Beginning Balance	374.3	$ (96)	$ (96)	$ (97)	$ (97)	$ (97)
46	Beginning Balance	374.3	$ -	$ -	$ -	$ -	$ -
47	Beginning Balance	375.0	$ 214,452	$ 215,488	$ 216,523	$ 217,559	$ 218,594
48	Beginning Balance	376.0	$ 2,320,212	$ 2,320,212	$ 2,320,212	$ 2,320,212	$ 2,320,212
49	Beginning Balance	376.1	$ 90,595,473	$ 90,805,812	$ 91,016,151	$ 91,226,489	$ 91,436,828

Sponsored by NMGC Witness Erik C. Buchanan

WP Plant 6 Accum Res Balances

NEW MEXICO GAS COMPANY, INC.

Accumulated Reserve Account
Base Period - 12 Months Ending March 31, 2023
Future Test Year - 12 Months Ending September 30, 2025

	A	B	C	D	E	F	G	H	I	J	K	L	M	N	O
1			Adjusted Base Period												
2			Balance	Balance	Balance	Balance	Balance	Balance	Balance	Balance	Balance	Balance	Balance	Balance	Balance
3	Investment Number / Beginning Balance	FERC Account	**3/31/2023**	**4/30/2023**	**5/31/2023**	**6/30/2023**	**7/31/2023**	**8/31/2023**	**9/30/2023**	**10/31/2023**	**11/30/2023**	**12/31/2023**	**1/31/2024**	**2/29/2024**	**3/31/2024**
50	Beginning Balance	376.2	$ 103,217,354	$ 103,606,559	$ 103,995,765	$ 104,384,971	$ 104,774,176	$ 105,163,382	$ 105,567,510	$ 105,971,639	$ 106,375,767	$ 106,779,896	$ 107,184,024	$ 107,588,153	$ 107,992,281
51	Beginning Balance	376.3	$ 506,534	$ 507,033	$ 507,532	$ 508,031	$ 508,530	$ 509,028	$ 510,065	$ 511,102	$ 512,138	$ 513,175	$ 514,212	$ 515,248	$ 516,285
52	Beginning Balance	376.4	$ 2,184,844	$ 2,206,935	$ 2,229,025	$ 2,251,116	$ 2,273,207	$ 2,295,298	$ 2,317,051	$ 2,338,804	$ 2,360,557	$ 2,382,311	$ 2,404,064	$ 2,425,817	$ 2,447,570
53	Beginning Balance	376.5	$ 5,307,989	$ 5,392,945	$ 5,477,901	$ 5,562,857	$ 5,647,813	$ 5,732,769	$ 5,989,697	$ 6,246,625	$ 6,503,553	$ 6,760,481	$ 7,017,409	$ 7,274,337	$ 7,531,265
54	Beginning Balance	376.6	$ 9,763	$ 9,864	$ 9,964	$ 10,065	$ 10,166	$ 10,266	$ 10,361	$ 10,456	$ 10,551	$ 10,646	$ 10,742	$ 10,837	$ 10,932
55	Beginning Balance	376.6	$ (3,192)	$ (3,227)	$ (3,262)	$ (3,296)	$ (3,331)	$ (3,366)	$ (3,399)	$ (3,432)	$ (3,465)	$ (3,498)	$ (3,531)	$ (3,563)	$ (3,596)
56	Beginning Balance	376.6	$ -	$ -	$ -	$ -	$ -	$ -	$ -	$ -	$ -	$ -	$ -	$ -	$ -
57	Beginning Balance	376.6	$ 13,395	$ 17,717	$ 22,039	$ 26,362	$ 30,684	$ 35,007	$ 39,093	$ 43,179	$ 47,266	$ 51,352	$ 55,438	$ 59,524	$ 63,611
58	Beginning Balance	376.7	$ 592,162	$ 596,212	$ 600,262	$ 604,312	$ 608,362	$ 612,412	$ 616,624	$ 620,837	$ 625,050	$ 629,263	$ 633,476	$ 637,688	$ 641,901
59	Beginning Balance	376.7	$ (181,680)	$ (183,083)	$ (184,486)	$ (185,889)	$ (187,293)	$ (188,696)	$ (190,153)	$ (191,610)	$ (193,067)	$ (194,524)	$ (195,981)	$ (197,438)	$ (198,895)
60	Beginning Balance	376.7	$ -	$ -	$ -	$ -	$ -	$ -	$ -	$ -	$ -	$ -	$ -	$ -	$ -
61	Beginning Balance	376.7	$ 17,262	$ 19,964	$ 22,665	$ 25,367	$ 28,069	$ 30,770	$ 33,581	$ 36,391	$ 39,201	$ 42,011	$ 44,822	$ 47,632	$ 50,442
62	Beginning Balance	376.8	$ 897	$ 904	$ 912	$ 920	$ 928	$ 936	$ 943	$ 951	$ 959	$ 966	$ 974	$ 982	$ 990
63	Beginning Balance	376.8	$ (284)	$ (287)	$ (290)	$ (292)	$ (295)	$ (298)	$ (300)	$ (303)	$ (306)	$ (308)	$ (311)	$ (314)	$ (316)
64	Beginning Balance	376.8	$ -	$ -	$ -	$ -	$ -	$ -	$ -	$ -	$ -	$ -	$ -	$ -	$ -
65	Beginning Balance	376.9	$ 570	$ 575	$ 581	$ 586	$ 591	$ 596	$ 612	$ 627	$ 643	$ 658	$ 674	$ 690	$ 705
66	Beginning Balance	376.9	$ (181)	$ (183)	$ (185)	$ (187)	$ (188)	$ (190)	$ (196)	$ (201)	$ (206)	$ (212)	$ (217)	$ (223)	$ (228)
67	Beginning Balance	376.9	$ -	$ -	$ -	$ -	$ -	$ -	$ -	$ -	$ -	$ -	$ -	$ -	$ -
68	Beginning Balance	377.0	$ -	$ -	$ -	$ -	$ -	$ -	$ -	$ -	$ -	$ -	$ -	$ -	$ -
69	Beginning Balance	378.0	$ 6,514,760	$ 6,566,517	$ 6,618,274	$ 6,670,031	$ 6,721,788	$ 6,773,545	$ 6,817,374	$ 6,861,203	$ 6,905,031	$ 6,948,860	$ 6,992,689	$ 7,036,517	$ 7,080,346
70	Beginning Balance	378.1	$ 18,831	$ 18,831	$ 18,831	$ 18,831	$ 18,831	$ 18,831	$ 18,831	$ 18,831	$ 18,831	$ 18,831	$ 18,831	$ 18,831	$ 18,831
71	Beginning Balance	379.0	$ 1,385,329	$ 1,394,391	$ 1,403,453	$ 1,412,516	$ 1,421,578	$ 1,430,640	$ 1,437,478	$ 1,444,317	$ 1,451,155	$ 1,457,994	$ 1,464,832	$ 1,471,671	$ 1,478,509
72	Beginning Balance	380.0	$ 144,062,744	$ 144,638,364	$ 145,213,983	$ 145,789,602	$ 146,365,222	$ 146,940,841	$ 147,193,551	$ 147,446,261	$ 147,698,971	$ 147,951,682	$ 148,204,392	$ 148,457,102	$ 148,709,812
73	Beginning Balance	380.1	$ 1,678,408	$ 1,717,760	$ 1,757,113	$ 1,796,466	$ 1,835,819	$ 1,875,172	$ 1,893,149	$ 1,911,127	$ 1,929,104	$ 1,947,081	$ 1,965,058	$ 1,983,035	$ 2,001,012
74	Beginning Balance	380.1	$ 35,076,413	$ 35,076,413	$ 35,076,413	$ 35,076,413	$ 35,076,413	$ 35,076,413	$ 35,076,413	$ 35,076,413	$ 35,076,413	$ 35,076,413	$ 35,076,413	$ 35,076,413	$ 35,076,413
75	Beginning Balance	380.1	$ 3,269	$ 3,922	$ 4,575	$ 5,228	$ 5,881	$ 6,535	$ 6,833	$ 7,132	$ 7,430	$ 7,729	$ 8,027	$ 8,326	$ 8,624
76	Beginning Balance	380.2	$ 2,460	$ 2,478	$ 2,495	$ 2,513	$ 2,531	$ 2,548	$ 2,548	$ 2,548	$ 2,548	$ 2,548	$ 2,548	$ 2,548	$ 2,548
77	Beginning Balance	380.2	$ (771)	$ (777)	$ (784)	$ (790)	$ (796)	$ (802)	$ (805)	$ (807)	$ (810)	$ (813)	$ (815)	$ (818)	$ (821)
78	Beginning Balance	380.2	$ -	$ -	$ -	$ -	$ -	$ -	$ -	$ -	$ -	$ -	$ -	$ -	$ -
79	Beginning Balance	380.3	$ 63,567	$ 74,442	$ 85,318	$ 96,193	$ 107,068	$ 117,944	$ 122,855	$ 127,766	$ 132,677	$ 137,588	$ 142,499	$ 147,410	$ 152,321
80	Beginning Balance	381.0	$ 22,921,426	$ 23,173,354	$ 23,425,282	$ 23,677,210	$ 23,929,138	$ 24,181,066	$ 24,471,136	$ 24,761,205	$ 25,051,275	$ 25,341,345	$ 25,631,415	$ 25,921,484	$ 26,211,554
81	Beginning Balance	381.1	$ 11,252,056	$ 11,392,641	$ 11,533,226	$ 11,673,811	$ 11,814,397	$ 11,954,982	$ 12,088,944	$ 12,222,905	$ 12,356,866	$ 12,490,828	$ 12,624,789	$ 12,758,751	$ 12,892,712
82	Beginning Balance	383.0	$ 3,717,547	$ 3,728,221	$ 3,738,896	$ 3,749,570	$ 3,760,244	$ 3,770,919	$ 3,783,492	$ 3,796,065	$ 3,808,639	$ 3,821,212	$ 3,833,786	$ 3,846,359	$ 3,858,933
83	Beginning Balance	385.0	$ 9,505,568	$ 9,580,953	$ 9,656,338	$ 9,731,724	$ 9,807,109	$ 9,882,495	$ 9,941,258	$ 10,000,020	$ 10,058,783	$ 10,117,546	$ 10,176,309	$ 10,235,072	$ 10,293,835
84	Beginning Balance	389.0	$ (26,972)	$ (26,972)	$ (26,972)	$ (26,972)	$ (26,972)	$ (26,972)	$ (26,972)	$ (26,972)	$ (26,972)	$ (26,972)	$ (26,972)	$ (26,972)	$ (26,972)
85	Beginning Balance	390.0	$ 8,056,521	$ 8,120,847	$ 8,185,174	$ 8,249,500	$ 8,313,826	$ 8,378,152	$ 8,439,289	$ 8,500,426	$ 8,561,563	$ 8,622,700	$ 8,683,837	$ 8,744,974	$ 8,806,111
86	Beginning Balance	390.1	$ -	$ -	$ -	$ -	$ -	$ -	$ -	$ -	$ -	$ -	$ -	$ -	$ -
87	Beginning Balance	390.2	$ -	$ -	$ -	$ -	$ -	$ -	$ -	$ -	$ -	$ -	$ -	$ -	$ -
88	Beginning Balance	390.3	$ 641,377	$ 648,966	$ 656,554	$ 664,143	$ 671,731	$ 679,320	$ 681,676	$ 684,032	$ 686,388	$ 688,745	$ 691,101	$ 693,457	$ 695,813
89	Beginning Balance	390.4	$ 69,331	$ 71,533	$ 73,736	$ 75,938	$ 78,141	$ 80,344	$ 80,616	$ 80,888	$ 81,160	$ 81,432	$ 81,704	$ 81,976	$ 82,248
90	Beginning Balance	390.5	$ 196,273	$ 212,629	$ 196,273	$ 196,273	$ 196,273	$ 196,273	$ 196,273	$ 196,273	$ 196,273	$ 196,273	$ 196,273	$ 196,273	$ 196,273
91	Beginning Balance	390.6	$ 27,033	$ 27,727	$ 27,033	$ 27,033	$ 27,033	$ 27,033	$ 27,033	$ 27,033	$ 27,033	$ 27,033	$ 27,033	$ 27,033	$ 27,033
92	Beginning Balance	390.7	$ -	$ -	$ -	$ -	$ -	$ -	$ -	$ -	$ -	$ -	$ -	$ -	$ -
93	Beginning Balance	390.8	$ 26,447	$ 26,764	$ 27,081	$ 27,397	$ 27,714	$ 28,031	$ 28,339	$ 28,648	$ 28,956	$ 29,265	$ 29,573	$ 29,882	$ 30,190
94	Beginning Balance	390.9	$ 148,811	$ 162,267	$ 175,724	$ 189,180	$ 202,637	$ 216,093	$ 224,948	$ 233,802	$ 242,657	$ 251,511	$ 260,365	$ 269,220	$ 278,074
95	Beginning Balance	391.0	$ 447,196	$ 455,567	$ 463,937	$ 472,308	$ 480,678	$ 489,049	$ 497,423	$ 505,798	$ 514,173	$ 522,547	$ 530,922	$ 539,297	$ 547,671

NEW MEXICO GAS COMPANY, INC.

Accumulated Reserve Account
Base Period - 12 Months Ending March 31, 2023
Future Test Year - 12 Months Ending September 30, 2025

	A	B	P	Q	R	S	T	U	V	W	X	Y	Z	AA	AB
1															
2			Balance	Balance	Balance	Balance	Balance	Balance	Balance	Balance	Balance	Balance	Balance	Balance	Balance
3	Investment Number / Beginning Balance	FERC Account	4/30/2024	5/31/2024	6/30/2024	7/31/2024	8/31/2024	9/30/2024	10/31/2024	11/30/2024	12/31/2024	1/31/2025	2/28/2025	3/31/2025	4/30/2025
50	Beginning Balance	376.2	$ 108,396,409	$ 108,800,538	$ 109,204,666	$ 109,608,795	$ 110,012,923	$ 110,417,052	$ 110,821,180	$ 111,225,309	$ 111,629,437	$ 112,033,566	$ 112,437,694	$ 112,841,822	$ 113,245,951
51	Beginning Balance	376.3	$ 517,322	$ 518,358	$ 519,395	$ 520,432	$ 521,468	$ 522,505	$ 523,542	$ 524,578	$ 525,615	$ 526,652	$ 527,688	$ 528,725	$ 529,762
52	Beginning Balance	376.4	$ 2,469,324	$ 2,491,077	$ 2,512,830	$ 2,534,584	$ 2,556,337	$ 2,578,090	$ 2,599,843	$ 2,621,597	$ 2,643,350	$ 2,665,103	$ 2,686,857	$ 2,708,610	$ 2,730,363
53	Beginning Balance	376.5	$ 7,788,193	$ 8,045,121	$ 8,302,049	$ 8,558,977	$ 8,815,905	$ 9,072,833	$ 9,329,761	$ 9,586,689	$ 9,843,617	$ 10,100,545	$ 10,357,473	$ 10,614,401	$ 10,871,329
54	Beginning Balance	376.6	$ 11,027	$ 11,122	$ 11,217	$ 11,312	$ 11,407	$ 11,502	$ 11,597	$ 11,692	$ 11,787	$ 11,883	$ 11,978	$ 12,073	$ 12,168
55	Beginning Balance	376.6	$ (3,629)	$ (3,662)	$ (3,695)	$ (3,728)	$ (3,761)	$ (3,794)	$ (3,826)	$ (3,859)	$ (3,892)	$ (3,925)	$ (3,958)	$ (3,991)	$ (4,024)
56	Beginning Balance	376.6	$ -	$ -	$ -	$ -	$ -	$ -	$ -	$ -	$ -	$ -	$ -	$ -	$ -
57	Beginning Balance	376.6	$ 67,697	$ 71,783	$ 75,870	$ 79,956	$ 84,042	$ 88,128	$ 92,215	$ 96,301	$ 100,387	$ 104,473	$ 108,560	$ 112,646	$ 116,732
58	Beginning Balance	376.7	$ 646,114	$ 650,327	$ 654,540	$ 658,752	$ 662,965	$ 667,178	$ 671,391	$ 675,603	$ 679,816	$ 684,029	$ 688,242	$ 692,455	$ 696,667
59	Beginning Balance	376.7	$ (200,352)	$ (201,809)	$ (203,266)	$ (204,723)	$ (206,180)	$ (207,637)	$ (209,094)	$ (210,551)	$ (212,008)	$ (213,465)	$ (214,922)	$ (216,379)	$ (217,836)
60	Beginning Balance	376.7	$ -	$ -	$ -	$ -	$ -	$ -	$ -	$ -	$ -	$ -	$ -	$ -	$ -
61	Beginning Balance	376.7	$ 53,253	$ 56,063	$ 58,873	$ 61,683	$ 64,494	$ 67,304	$ 70,114	$ 72,925	$ 75,735	$ 78,545	$ 81,355	$ 84,166	$ 86,976
62	Beginning Balance	376.8	$ 997	$ 1,005	$ 1,013	$ 1,020	$ 1,028	$ 1,036	$ 1,043	$ 1,051	$ 1,059	$ 1,066	$ 1,074	$ 1,082	$ 1,089
63	Beginning Balance	376.8	$ (319)	$ (322)	$ (324)	$ (327)	$ (330)	$ (332)	$ (335)	$ (338)	$ (340)	$ (343)	$ (346)	$ (348)	$ (351)
64	Beginning Balance	376.8	$ -	$ -	$ -	$ -	$ -	$ -	$ -	$ -	$ -	$ -	$ -	$ -	$ -
65	Beginning Balance	376.9	$ 721	$ 736	$ 752	$ 768	$ 783	$ 799	$ 814	$ 830	$ 846	$ 861	$ 877	$ 893	$ 908
66	Beginning Balance	376.9	$ (233)	$ (239)	$ (244)	$ (250)	$ (255)	$ (260)	$ (266)	$ (271)	$ (277)	$ (282)	$ (287)	$ (293)	$ (298)
67	Beginning Balance	376.9	$ -	$ -	$ -	$ -	$ -	$ -	$ -	$ -	$ -	$ -	$ -	$ -	$ -
68	Beginning Balance	377.0	$ -	$ -	$ -	$ -	$ -	$ -	$ -	$ -	$ -	$ -	$ -	$ -	$ -
69	Beginning Balance	378.0	$ 7,124,175	$ 7,168,003	$ 7,211,832	$ 7,255,660	$ 7,299,489	$ 7,343,318	$ 7,387,146	$ 7,430,975	$ 7,474,804	$ 7,518,632	$ 7,562,461	$ 7,606,290	$ 7,650,118
70	Beginning Balance	378.1	$ 18,831	$ 18,831	$ 18,831	$ 18,831	$ 18,831	$ 18,831	$ 18,831	$ 18,831	$ 18,831	$ 18,831	$ 18,831	$ 18,831	$ 18,831
71	Beginning Balance	379.0	$ 1,485,348	$ 1,492,186	$ 1,499,025	$ 1,505,863	$ 1,512,702	$ 1,519,540	$ 1,526,379	$ 1,533,217	$ 1,540,056	$ 1,546,894	$ 1,553,733	$ 1,560,571	$ 1,567,410
72	Beginning Balance	380.0	$ 148,962,522	$ 149,215,232	$ 149,467,943	$ 149,720,653	$ 149,973,363	$ 150,226,073	$ 150,478,783	$ 150,731,493	$ 150,984,204	$ 151,236,914	$ 151,489,624	$ 151,742,334	$ 151,995,044
73	Beginning Balance	380.1	$ 2,018,989	$ 2,036,966	$ 2,054,943	$ 2,072,920	$ 2,090,897	$ 2,108,875	$ 2,126,852	$ 2,144,829	$ 2,162,806	$ 2,180,783	$ 2,198,760	$ 2,216,737	$ 2,234,714
74	Beginning Balance	380.1	$ 35,076,413	$ 35,076,413	$ 35,076,413	$ 35,076,413	$ 35,076,413	$ 35,076,413	$ 35,076,413	$ 35,076,413	$ 35,076,413	$ 35,076,413	$ 35,076,413	$ 35,076,413	$ 35,076,413
75	Beginning Balance	380.1	$ 8,923	$ 9,221	$ 9,520	$ 9,818	$ 10,117	$ 10,415	$ 10,714	$ 11,012	$ 11,311	$ 11,609	$ 11,908	$ 12,206	$ 12,505
76	Beginning Balance	380.2	$ 2,548	$ 2,548	$ 2,548	$ 2,548	$ 2,548	$ 2,548	$ 2,548	$ 2,548	$ 2,548	$ 2,548	$ 2,548	$ 2,548	$ 2,548
77	Beginning Balance	380.2	$ (823)	$ (826)	$ (829)	$ (831)	$ (834)	$ (837)	$ (840)	$ (842)	$ (845)	$ (848)	$ (850)	$ (853)	$ (856)
78	Beginning Balance	380.2	$ -	$ -	$ -	$ -	$ -	$ -	$ -	$ -	$ -	$ -	$ -	$ -	$ -
79	Beginning Balance	380.3	$ 157,232	$ 162,144	$ 167,055	$ 171,966	$ 176,877	$ 181,788	$ 186,699	$ 191,610	$ 196,521	$ 201,432	$ 206,344	$ 211,255	$ 216,166
80	Beginning Balance	381.0	$ 26,501,624	$ 26,791,694	$ 27,081,763	$ 27,371,833	$ 27,661,903	$ 27,951,973	$ 28,242,042	$ 28,532,112	$ 28,822,182	$ 29,112,252	$ 29,402,321	$ 29,692,391	$ 29,982,461
81	Beginning Balance	381.1	$ 13,026,674	$ 13,160,635	$ 13,294,596	$ 13,428,558	$ 13,562,519	$ 13,696,481	$ 13,830,442	$ 13,964,404	$ 14,098,365	$ 14,232,326	$ 14,366,288	$ 14,500,249	$ 14,634,211
82	Beginning Balance	383.0	$ 3,871,506	$ 3,884,080	$ 3,896,653	$ 3,909,226	$ 3,921,800	$ 3,934,373	$ 3,946,947	$ 3,959,520	$ 3,972,094	$ 3,984,667	$ 3,997,241	$ 4,009,814	$ 4,022,388
83	Beginning Balance	385.0	$ 10,352,598	$ 10,411,361	$ 10,470,124	$ 10,528,887	$ 10,587,650	$ 10,646,413	$ 10,705,176	$ 10,763,939	$ 10,822,702	$ 10,881,465	$ 10,940,228	$ 10,998,991	$ 11,057,754
84	Beginning Balance	389.0	$ (26,972)	$ (26,972)	$ (26,972)	$ (26,972)	$ (26,972)	$ (26,972)	$ (26,972)	$ (26,972)	$ (26,972)	$ (26,972)	$ (26,972)	$ (26,972)	$ (26,972)
85	Beginning Balance	390.0	$ 8,867,247	$ 8,928,384	$ 8,989,521	$ 9,050,658	$ 9,111,795	$ 9,172,932	$ 9,234,069	$ 9,295,205	$ 9,356,342	$ 9,417,479	$ 9,478,616	$ 9,539,753	$ 9,600,890
86	Beginning Balance	390.1	$ -	$ -	$ -	$ -	$ -	$ -	$ -	$ -	$ -	$ -	$ -	$ -	$ -
87	Beginning Balance	390.2	$ -	$ -	$ -	$ -	$ -	$ -	$ -	$ -	$ -	$ -	$ -	$ -	$ -
88	Beginning Balance	390.3	$ 698,169	$ 700,526	$ 702,882	$ 705,238	$ 707,594	$ 709,951	$ 712,307	$ 714,663	$ 717,019	$ 719,375	$ 721,732	$ 724,088	$ 726,444
89	Beginning Balance	390.4	$ 82,520	$ 82,792	$ 83,064	$ 83,336	$ 83,608	$ 83,880	$ 84,152	$ 84,424	$ 84,696	$ 84,968	$ 85,240	$ 85,512	$ 85,784
90	Beginning Balance	390.5	$ 196,273	$ 196,273	$ 196,273	$ 196,273	$ 196,273	$ 196,273	$ 196,273	$ 196,273	$ 196,273	$ 196,273	$ 196,273	$ 196,273	$ 196,273
91	Beginning Balance	390.6	$ 27,033	$ 27,033	$ 27,033	$ 27,033	$ 27,033	$ 27,033	$ 27,033	$ 27,033	$ 27,033	$ 27,033	$ 27,033	$ 27,033	$ 27,033
92	Beginning Balance	390.7	$ -	$ -	$ -	$ -	$ -	$ -	$ -	$ -	$ -	$ -	$ -	$ -	$ -
93	Beginning Balance	390.8	$ 30,499	$ 30,807	$ 31,115	$ 31,424	$ 31,732	$ 32,041	$ 32,349	$ 32,658	$ 32,966	$ 33,274	$ 33,583	$ 33,891	$ 34,200
94	Beginning Balance	390.9	$ 286,928	$ 295,783	$ 304,637	$ 313,492	$ 322,346	$ 331,200	$ 340,055	$ 348,909	$ 357,763	$ 366,618	$ 375,472	$ 384,327	$ 393,181
95	Beginning Balance	391.0	$ 556,046	$ 564,421	$ 572,796	$ 581,170	$ 589,545	$ 597,920	$ 606,294	$ 614,669	$ 623,044	$ 631,418	$ 639,793	$ 648,168	$ 656,542

Sponsored by NMGC Witness Erik C. Buchanan

WP Plant 6 Accum Res Balances

NEW MEXICO GAS COMPANY, INC.

Accumulated Reserve Account
Base Period - 12 Months Ending March 31, 2023
Future Test Year - 12 Months Ending September 30, 2025

	A	B	AC	AD	AE	AF	AG
1							
2			Balance	Balance	Balance	Balance	Balance
3	Investment Number / Beginning Balance	FERC Account	**5/31/2025**	**6/30/2025**	**7/31/2025**	**8/31/2025**	**9/30/2025**
50	Beginning Balance	376.2	$ 113,650,079	$ 114,054,208	$ 114,458,336	$ 114,862,465	$ 115,266,593
51	Beginning Balance	376.3	$ 530,798	$ 531,835	$ 532,872	$ 533,908	$ 534,945
52	Beginning Balance	376.4	$ 2,752,116	$ 2,773,870	$ 2,795,623	$ 2,817,376	$ 2,839,129
53	Beginning Balance	376.5	$ 11,128,257	$ 11,385,185	$ 11,642,113	$ 11,899,041	$ 12,155,970
54	Beginning Balance	376.6	$ 12,263	$ 12,358	$ 12,453	$ 12,548	$ 12,643
55	Beginning Balance	376.6	$ (4,056)	$ (4,089)	$ (4,122)	$ (4,155)	$ (4,188)
56	Beginning Balance	376.6	$ -	$ -	$ -	$ -	$ -
57	Beginning Balance	376.6	$ 120,819	$ 124,905	$ 128,991	$ 133,077	$ 137,164
58	Beginning Balance	376.7	$ 700,880	$ 705,093	$ 709,306	$ 713,519	$ 717,731
59	Beginning Balance	376.7	$ (219,293)	$ (220,750)	$ (222,207)	$ (223,664)	$ (225,121)
60	Beginning Balance	376.7	$ -	$ -	$ -	$ -	$ -
61	Beginning Balance	376.7	$ 89,786	$ 92,597	$ 95,407	$ 98,217	$ 101,027
62	Beginning Balance	376.8	$ 1,097	$ 1,105	$ 1,112	$ 1,120	$ 1,128
63	Beginning Balance	376.8	$ (354)	$ (356)	$ (359)	$ (362)	$ (364)
64	Beginning Balance	376.8	$ -	$ -	$ -	$ -	$ -
65	Beginning Balance	376.9	$ 924	$ 939	$ 955	$ 971	$ 986
66	Beginning Balance	376.9	$ (304)	$ (309)	$ (314)	$ (320)	$ (325)
67	Beginning Balance	376.9	$ -	$ -	$ -	$ -	$ -
68	Beginning Balance	377.0	$ -	$ -	$ -	$ -	$ -
69	Beginning Balance	378.0	$ 7,693,947	$ 7,737,775	$ 7,781,604	$ 7,825,433	$ 7,869,261
70	Beginning Balance	378.1	$ 18,831	$ 18,831	$ 18,831	$ 18,831	$ 18,831
71	Beginning Balance	379.0	$ 1,574,248	$ 1,581,087	$ 1,587,925	$ 1,594,764	$ 1,601,602
72	Beginning Balance	380.0	$ 152,247,755	$ 152,500,465	$ 152,753,175	$ 153,005,885	$ 153,258,595
73	Beginning Balance	380.1	$ 2,252,691	$ 2,270,668	$ 2,288,645	$ 2,306,622	$ 2,324,600
74	Beginning Balance	380.1	$ 35,076,413	$ 35,076,413	$ 35,076,413	$ 35,076,413	$ 35,076,413
75	Beginning Balance	380.1	$ 12,803	$ 13,102	$ 13,400	$ 13,699	$ 13,997
76	Beginning Balance	380.2	$ 2,548	$ 2,548	$ 2,548	$ 2,548	$ 2,548
77	Beginning Balance	380.2	$ (858)	$ (861)	$ (864)	$ (866)	$ (869)
78	Beginning Balance	380.2	$ -	$ -	$ -	$ -	$ -
79	Beginning Balance	380.3	$ 221,077	$ 225,988	$ 230,899	$ 235,810	$ 240,721
80	Beginning Balance	381.0	$ 30,272,530	$ 30,562,600	$ 30,852,670	$ 31,142,740	$ 31,432,809
81	Beginning Balance	381.1	$ 14,768,172	$ 14,902,134	$ 15,036,095	$ 15,170,056	$ 15,304,018
82	Beginning Balance	383.0	$ 4,034,961	$ 4,047,534	$ 4,060,108	$ 4,072,681	$ 4,085,255
83	Beginning Balance	385.0	$ 11,116,517	$ 11,175,280	$ 11,234,043	$ 11,292,806	$ 11,351,569
84	Beginning Balance	389.0	$ (26,972)	$ (26,972)	$ (26,972)	$ (26,972)	$ (26,972)
85	Beginning Balance	390.0	$ 9,662,027	$ 9,723,163	$ 9,784,300	$ 9,845,437	$ 9,906,574
86	Beginning Balance	390.1	$ -	$ -	$ -	$ -	$ -
87	Beginning Balance	390.2	$ -	$ -	$ -	$ -	$ -
88	Beginning Balance	390.3	$ 728,800	$ 731,157	$ 733,513	$ 735,869	$ 738,225
89	Beginning Balance	390.4	$ 85,897	$ 85,897	$ 85,897	$ 85,897	$ 85,897
90	Beginning Balance	390.5	$ 196,273	$ 196,273	$ 196,273	$ 196,273	$ 196,273
91	Beginning Balance	390.6	$ 27,033	$ 27,033	$ 27,033	$ 27,033	$ 27,033
92	Beginning Balance	390.7	$ -	$ -	$ -	$ -	$ -
93	Beginning Balance	390.8	$ 34,508	$ 34,817	$ 35,125	$ 35,433	$ 35,742
94	Beginning Balance	390.9	$ 402,035	$ 410,890	$ 419,744	$ 428,598	$ 437,453
95	Beginning Balance	391.0	$ 664,917	$ 673,292	$ 681,667	$ 690,041	$ 698,416

NEW MEXICO GAS COMPANY, INC.

Accumulated Reserve Account
Base Period - 12 Months Ending March 31, 2023
Future Test Year - 12 Months Ending September 30, 2025

	A	B	C	D	E	F	G	H	I	J	K	L	M	N	O
1			Adjusted Base Period												
2			Balance	Balance	Balance	Balance	Balance	Balance	Balance	Balance	Balance	Balance	Balance	Balance	Balance
3	Investment Number / Beginning Balance	FERC Account	**3/31/2023**	**4/30/2023**	**5/31/2023**	**6/30/2023**	**7/31/2023**	**8/31/2023**	**9/30/2023**	**10/31/2023**	**11/30/2023**	**12/31/2023**	**1/31/2024**	**2/29/2024**	**3/31/2024**
96	Beginning Balance	391.1	$ -	$ -	$ -	$ -	$ -	$ -	$ -	$ -	$ -	$ -	$ -	$ -	$ -
97	Beginning Balance	391.2	$ 6,101,761	$ 6,278,096	$ 6,454,431	$ 6,630,765	$ 6,807,100	$ 6,983,435	$ 7,161,498	$ 7,339,561	$ 7,517,624	$ 7,695,687	$ 7,873,750	$ 8,051,813	$ 8,229,876
98	Beginning Balance	392.0	$ 10,004,569	$ 10,041,161	$ 10,077,753	$ 10,114,346	$ 10,150,938	$ 10,187,530	$ 10,248,769	$ 10,310,008	$ 10,371,247	$ 10,432,486	$ 10,493,725	$ 10,554,964	$ 10,616,203
99	Beginning Balance	392.1	$ 3,992,189	$ 4,025,124	$ 4,058,060	$ 4,090,995	$ 4,123,930	$ 4,156,865	$ 4,176,368	$ 4,195,870	$ 4,215,373	$ 4,234,876	$ 4,254,378	$ 4,273,881	$ 4,293,383
100	Beginning Balance	392.2	$ 1,776,255	$ 1,801,564	$ 1,826,874	$ 1,852,184	$ 1,877,494	$ 1,902,804	$ 1,918,424	$ 1,934,044	$ 1,949,664	$ 1,965,284	$ 1,980,904	$ 1,996,524	$ 2,012,145
101	Beginning Balance	392.3	$ 4,081,068	$ 4,105,154	$ 4,129,240	$ 4,153,326	$ 4,177,412	$ 4,201,498	$ 4,228,006	$ 4,254,515	$ 4,281,024	$ 4,307,533	$ 4,334,042	$ 4,360,551	$ 4,387,059
102	Beginning Balance	392.4	$ 132,918	$ 134,265	$ 135,612	$ 136,960	$ 138,307	$ 139,655	$ 140,951	$ 142,247	$ 143,543	$ 144,838	$ 146,134	$ 147,430	$ 148,726
103	Beginning Balance	393.0	$ 403,874	$ 408,140	$ 412,407	$ 416,674	$ 420,940	$ 425,207	$ 429,476	$ 433,744	$ 438,013	$ 442,282	$ 446,551	$ 450,819	$ 455,088
104	Beginning Balance	394.0	$ 3,441,824	$ 3,529,542	$ 3,617,260	$ 3,704,977	$ 3,792,695	$ 3,880,413	$ 3,968,174	$ 4,055,936	$ 4,143,697	$ 4,231,459	$ 4,319,220	$ 4,406,982	$ 4,494,743
105	Beginning Balance	396.0	$ 3,569,789	$ 3,601,650	$ 3,633,511	$ 3,665,372	$ 3,697,233	$ 3,729,094	$ 3,756,293	$ 3,783,493	$ 3,810,693	$ 3,837,892	$ 3,865,092	$ 3,892,292	$ 3,919,491
106	Beginning Balance	397.0	$ 652,192	$ 678,237	$ 704,282	$ 730,327	$ 756,373	$ 782,418	$ 837,608	$ 892,798	$ 947,988	$ 1,003,178	$ 1,058,368	$ 1,113,558	$ 1,168,747
107	Beginning Balance	398.0	$ 296,297	$ 299,647	$ 302,997	$ 306,347	$ 309,697	$ 313,048	$ 316,882	$ 320,716	$ 324,550	$ 328,384	$ 332,218	$ 336,053	$ 339,887
108	Beginning Balance	398.5	$ 81,935	$ 81,935	$ 81,935	$ 81,935	$ 81,935	$ 81,935	$ 91,220	$ 100,505	$ 109,790	$ 119,076	$ 128,361	$ 137,646	$ 146,932
109	Beginning Balance	398.6	$ 6,400	$ 6,400	$ 6,400	$ 6,400	$ 6,400	$ 6,400	$ 7,005	$ 7,609	$ 8,213	$ 8,818	$ 9,422	$ 10,026	$ 10,630
110	Beginning Balance	398.7	$ -	$ -	$ -	$ -	$ -	$ -	$ -	$ -	$ -	$ -	$ -	$ -	$ -
111	Beginning Balance	399.1	$ 13,343	$ 13,368	$ 13,393	$ 13,418	$ 13,443	$ 13,468	$ 13,468	$ 13,468	$ 13,468	$ 13,468	$ 13,468	$ 13,468	$ 13,468
112	FORMULA CHANGES HE	0.0	$ -	$ -	$ -	$ -	$ -	$ -	$ -	$ -	$ -	$ -	$ -	$ -	$ -
113	111111111	376.1	$ -	$ -	$ -	$ -	$ 0	$ 0	$ 0	$ 0	$ 0	$ 0	$ 0	$ 0	$ 0
114	111111111	376.2	$ -	$ -	$ -	$ -	$ 0	$ 0	$ 0	$ 0	$ 0	$ 0	$ 0	$ 0	$ 0
115	111111111	376.4	$ -	$ -	$ -	$ -	$ 0	$ 0	$ 0	$ 0	$ 0	$ 0	$ 0	$ 0	$ 0
116	111111111	380.0	$ -	$ -	$ -	$ -	$ 0	$ 0	$ 0	$ 0	$ 0	$ 0	$ 0	$ 0	$ 0
117	222222222	303.3	$ -	$ -	$ -	$ -	$ -	$ -	$ -	$ -	$ -	$ -	$ -	$ -	$ -
118	333333333	390.0	$ -	$ -	$ -	$ -	$ -	$ -	$ -	$ -	$ -	$ -	$ -	$ -	$ -
119	444444444	367.1	$ -	$ -	$ -	$ -	$ -	$ -	$ -	$ -	$ -	$ -	$ -	$ -	$ -
120	444444444	368.0	$ -	$ -	$ -	$ -	$ -	$ -	$ -	$ -	$ -	$ -	$ -	$ -	$ -
121	444444444	369.0	$ -	$ -	$ -	$ -	$ -	$ -	$ -	$ -	$ -	$ -	$ -	$ -	$ -
122	T680000001		$ -	$ -	$ -	$ -	$ -	$ -	$ -	$ -	$ -	$ -	$ -	$ -	$ -
123	T626000002		$ -	$ -	$ -	$ -	$ -	$ -	$ -	$ -	$ -	$ -	$ -	$ -	$ -
124	T626000003		$ -	$ -	$ -	$ -	$ -	$ -	$ -	$ -	$ -	$ -	$ -	$ -	$ -
125	T660000004		$ -	$ -	$ -	$ -	$ -	$ -	$ -	$ -	$ -	$ -	$ -	$ -	$ -
126	T621000005		$ -	$ -	$ -	$ -	$ -	$ -	$ -	$ -	$ -	$ -	$ -	$ -	$ -
127	T610000006		$ -	$ -	$ -	$ -	$ -	$ -	$ -	$ -	$ -	$ -	$ -	$ -	$ -
128	T610000007		$ -	$ -	$ -	$ -	$ -	$ -	$ -	$ -	$ -	$ -	$ -	$ -	$ -
129	T680000008	367.1	$ -	$ -	$ -	$ -	$ -	$ -	$ -	$ -	$ -	$ -	$ -	$ -	$ -
130	T680000008	368.0	$ -	$ -	$ -	$ -	$ -	$ -	$ -	$ -	$ -	$ -	$ -	$ -	$ -
131	T680000008	369.0	$ -	$ -	$ -	$ -	$ -	$ -	$ -	$ -	$ -	$ -	$ -	$ -	$ -
132	601000009		$ -	$ -	$ -	$ -	$ -	$ -	$ -	$ -	$ -	$ -	$ -	$ -	$ -
133	601000010		$ -	$ -	$ -	$ -	$ -	$ -	$ -	$ -	$ -	$ -	$ -	$ -	$ -
134	601000011		$ -	$ -	$ -	$ -	$ -	$ -	$ -	$ -	$ -	$ -	$ -	$ -	$ -
135	601000012	391.2	$ -	$ -	$ -	$ -	$ -	$ -	$ -	$ -	$ -	$ -	$ -	$ -	$ -
136	601000012	397.0	$ -	$ -	$ -	$ -	$ -	$ -	$ -	$ -	$ -	$ -	$ -	$ -	$ -
137	601000012	398.0	$ -	$ -	$ -	$ -	$ -	$ -	$ -	$ -	$ -	$ -	$ -	$ -	$ -
138	601000013		$ -	$ -	$ -	$ -	$ -	$ -	$ -	$ -	$ -	$ -	$ -	$ -	$ -
139	601000014		$ -	$ -	$ -	$ -	$ -	$ -	$ -	$ -	$ -	$ -	$ -	$ -	$ -
140	601000015		$ -	$ -	$ -	$ -	$ -	$ -	$ -	$ -	$ -	$ -	$ -	$ -	$ -
141	601000016		$ -	$ -	$ -	$ -	$ -	$ -	$ -	$ -	$ -	$ -	$ -	$ -	$ -

Sponsored by NMGC Witness Erik C. Buchanan

WP Plant 6 Accum Res Balances

NEW MEXICO GAS COMPANY, INC.

Accumulated Reserve Account
Base Period - 12 Months Ending March 31, 2023
Future Test Year - 12 Months Ending September 30, 2025

	A	B	P	Q	R	S	T	U	V	W	X	Y	Z	AA	AB
1															
2			Balance	Balance	Balance	Balance	Balance	Balance	Balance	Balance	Balance	Balance	Balance	Balance	Balance
3	Investment Number / Beginning Balance	FERC Account	4/30/2024	5/31/2024	6/30/2024	7/31/2024	8/31/2024	9/30/2024	10/31/2024	11/30/2024	12/31/2024	1/31/2025	2/28/2025	3/31/2025	4/30/2025
96	Beginning Balance	391.1	$ -	$ -	$ -	$ -	$ -	$ -	$ -	$ -	$ -	$ -	$ -	$ -	$ -
97	Beginning Balance	391.2	$ 8,407,939	$ 8,586,002	$ 8,764,065	$ 8,942,128	$ 9,120,191	$ 9,298,254	$ 9,476,317	$ 9,654,380	$ 9,832,443	$ 10,010,506	$ 10,188,569	$ 10,366,632	$ 10,544,695
98	Beginning Balance	392.0	$ 10,677,443	$ 10,738,682	$ 10,799,921	$ 10,861,160	$ 10,922,399	$ 10,983,638	$ 11,044,877	$ 11,106,116	$ 11,167,355	$ 11,228,594	$ 11,289,833	$ 11,351,072	$ 11,412,311
99	Beginning Balance	392.1	$ 4,312,886	$ 4,332,388	$ 4,351,891	$ 4,371,394	$ 4,390,896	$ 4,410,399	$ 4,429,901	$ 4,449,404	$ 4,468,906	$ 4,488,409	$ 4,507,912	$ 4,527,414	$ 4,546,917
100	Beginning Balance	392.2	$ 2,027,765	$ 2,043,385	$ 2,059,005	$ 2,074,625	$ 2,090,245	$ 2,105,865	$ 2,121,486	$ 2,137,106	$ 2,152,726	$ 2,168,346	$ 2,183,966	$ 2,199,586	$ 2,215,206
101	Beginning Balance	392.3	$ 4,413,568	$ 4,440,077	$ 4,466,586	$ 4,493,095	$ 4,519,604	$ 4,546,113	$ 4,572,621	$ 4,599,130	$ 4,625,639	$ 4,652,148	$ 4,678,657	$ 4,705,166	$ 4,731,674
102	Beginning Balance	392.4	$ 150,022	$ 151,318	$ 152,614	$ 153,909	$ 155,205	$ 156,501	$ 157,797	$ 159,093	$ 160,389	$ 161,685	$ 162,980	$ 164,276	$ 165,572
103	Beginning Balance	393.0	$ 459,357	$ 463,626	$ 467,894	$ 472,163	$ 476,432	$ 480,701	$ 484,969	$ 489,238	$ 493,507	$ 497,776	$ 502,044	$ 506,313	$ 510,582
104	Beginning Balance	394.0	$ 4,582,505	$ 4,670,266	$ 4,758,028	$ 4,845,790	$ 4,933,551	$ 5,021,313	$ 5,109,074	$ 5,196,836	$ 5,284,597	$ 5,372,359	$ 5,460,120	$ 5,547,882	$ 5,635,643
105	Beginning Balance	396.0	$ 3,946,691	$ 3,973,891	$ 4,001,090	$ 4,028,290	$ 4,055,490	$ 4,082,689	$ 4,109,889	$ 4,137,088	$ 4,164,288	$ 4,191,488	$ 4,218,687	$ 4,245,887	$ 4,273,087
106	Beginning Balance	397.0	$ 1,223,937	$ 1,279,127	$ 1,334,317	$ 1,389,507	$ 1,444,697	$ 1,499,887	$ 1,555,077	$ 1,610,267	$ 1,665,457	$ 1,720,647	$ 1,775,837	$ 1,831,027	$ 1,886,217
107	Beginning Balance	398.0	$ 343,721	$ 347,555	$ 351,389	$ 355,223	$ 359,057	$ 362,892	$ 366,726	$ 370,560	$ 374,394	$ 378,228	$ 382,062	$ 385,897	$ 389,731
108	Beginning Balance	398.5	$ 156,217	$ 165,502	$ 174,788	$ 184,073	$ 193,358	$ 202,643	$ 211,929	$ 221,214	$ 230,499	$ 239,785	$ 249,070	$ 258,355	$ 267,641
109	Beginning Balance	398.6	$ 11,235	$ 11,839	$ 12,443	$ 13,048	$ 13,652	$ 14,256	$ 14,861	$ 15,465	$ 16,069	$ 16,673	$ 17,278	$ 17,882	$ 18,486
110	Beginning Balance	398.7	$ -	$ -	$ -	$ -	$ -	$ -	$ -	$ -	$ -	$ -	$ -	$ -	$ -
111	Beginning Balance	399.1	$ 13,468	$ 13,468	$ 13,468	$ 13,468	$ 13,468	$ 13,468	$ 13,468	$ 13,468	$ 13,468	$ 13,468	$ 13,468	$ 13,468	$ 13,468
112	FORMULA CHANGES HE	0.0	$ -	$ -	$ -	$ -	$ -	$ -	$ -	$ -	$ -	$ -	$ -	$ -	$ -
113	111111111	376.1	$ 0	$ 0	$ 0	$ 0	$ 0	$ 0	$ 0	$ 0	$ 0	$ 0	$ 0	$ 0	$ 0
114	111111111	376.2	$ 0	$ 0	$ 0	$ 0	$ 0	$ 0	$ 0	$ 0	$ 0	$ 0	$ 0	$ 0	$ 0
115	111111111	376.4	$ 0	$ 0	$ 0	$ 0	$ 0	$ 0	$ 0	$ 0	$ 0	$ 0	$ 0	$ 0	$ 0
116	111111111	380.0	$ 0	$ 0	$ 0	$ 0	$ 0	$ 0	$ 0	$ 0	$ 0	$ 0	$ 0	$ 0	$ 0
117	222222222	303.3	$ -	$ -	$ -	$ -	$ -	$ -	$ -	$ -	$ -	$ -	$ -	$ -	$ -
118	333333333	390.0	$ -	$ -	$ -	$ -	$ -	$ -	$ -	$ -	$ -	$ -	$ -	$ -	$ -
119	444444444	367.1	$ -	$ -	$ -	$ -	$ -	$ -	$ -	$ -	$ -	$ -	$ -	$ -	$ -
120	444444444	368.0	$ -	$ -	$ -	$ -	$ -	$ -	$ -	$ -	$ -	$ -	$ -	$ -	$ -
121	444444444	369.0	$ -	$ -	$ -	$ -	$ -	$ -	$ -	$ -	$ -	$ -	$ -	$ -	$ -
122	T680000001		$ -	$ -	$ -	$ -	$ -	$ -	$ -	$ -	$ -	$ -	$ -	$ -	$ -
123	T626000002		$ -	$ -	$ -	$ -	$ -	$ -	$ -	$ -	$ -	$ -	$ -	$ -	$ -
124	T626000003		$ -	$ -	$ -	$ -	$ -	$ -	$ -	$ -	$ -	$ -	$ -	$ -	$ -
125	T660000004		$ -	$ -	$ -	$ -	$ -	$ -	$ -	$ -	$ -	$ -	$ -	$ -	$ -
126	T621000005		$ -	$ -	$ -	$ -	$ -	$ -	$ -	$ -	$ -	$ -	$ -	$ -	$ -
127	T610000006		$ -	$ -	$ -	$ -	$ -	$ -	$ -	$ -	$ -	$ -	$ -	$ -	$ -
128	T610000007		$ -	$ -	$ -	$ -	$ -	$ -	$ -	$ -	$ -	$ -	$ -	$ -	$ -
129	T680000008	367.1	$ -	$ -	$ -	$ -	$ -	$ -	$ -	$ -	$ -	$ -	$ -	$ -	$ -
130	T680000008	368.0	$ -	$ -	$ -	$ -	$ -	$ -	$ -	$ -	$ -	$ -	$ -	$ -	$ -
131	T680000008	369.0	$ -	$ -	$ -	$ -	$ -	$ -	$ -	$ -	$ -	$ -	$ -	$ -	$ -
132	601000009		$ -	$ -	$ -	$ -	$ -	$ -	$ -	$ -	$ -	$ -	$ -	$ -	$ -
133	601000010		$ -	$ -	$ -	$ -	$ -	$ -	$ -	$ -	$ -	$ -	$ -	$ -	$ -
134	601000011		$ -	$ -	$ -	$ -	$ -	$ -	$ -	$ -	$ -	$ -	$ -	$ -	$ -
135	601000012	391.2	$ -	$ -	$ -	$ -	$ -	$ -	$ -	$ -	$ -	$ -	$ -	$ -	$ -
136	601000012	397.0	$ -	$ -	$ -	$ -	$ -	$ -	$ -	$ -	$ -	$ -	$ -	$ -	$ -
137	601000012	398.0	$ -	$ -	$ -	$ -	$ -	$ -	$ -	$ -	$ -	$ -	$ -	$ -	$ -
138	601000013		$ -	$ -	$ -	$ -	$ -	$ -	$ -	$ -	$ -	$ -	$ -	$ -	$ -
139	601000014		$ -	$ -	$ -	$ -	$ -	$ -	$ -	$ -	$ -	$ -	$ -	$ -	$ -
140	601000015		$ -	$ -	$ -	$ -	$ -	$ -	$ -	$ -	$ -	$ -	$ -	$ -	$ -
141	601000016		$ -	$ -	$ -	$ -	$ -	$ -	$ -	$ -	$ -	$ -	$ -	$ -	$ -

Sponsored by NMGC Witness Erik C. Buchanan

WP Plant 6 Accum Res Balances

NEW MEXICO GAS COMPANY, INC.

Accumulated Reserve Account
Base Period - 12 Months Ending March 31, 2023
Future Test Year - 12 Months Ending September 30, 2025

	A	B	AC	AD	AE	AF	AG
1							
2			Balance	Balance	Balance	Balance	Balance
3	Investment Number / Beginning Balance	FERC Account	**5/31/2025**	**6/30/2025**	**7/31/2025**	**8/31/2025**	**9/30/2025**
96	Beginning Balance	391.1	$ -	$ -	$ -	$ -	$ -
97	Beginning Balance	391.2	$ 10,722,758	$ 10,900,821	$ 11,078,884	$ 11,256,947	$ 11,435,010
98	Beginning Balance	392.0	$ 11,473,550	$ 11,534,789	$ 11,596,029	$ 11,657,268	$ 11,718,507
99	Beginning Balance	392.1	$ 4,566,419	$ 4,585,922	$ 4,605,424	$ 4,624,927	$ 4,644,429
100	Beginning Balance	392.2	$ 2,230,827	$ 2,246,447	$ 2,262,067	$ 2,277,687	$ 2,293,307
101	Beginning Balance	392.3	$ 4,758,183	$ 4,784,692	$ 4,811,201	$ 4,837,710	$ 4,864,219
102	Beginning Balance	392.4	$ 166,868	$ 168,164	$ 169,460	$ 170,756	$ 172,052
103	Beginning Balance	393.0	$ 514,851	$ 519,119	$ 523,388	$ 527,657	$ 531,926
104	Beginning Balance	394.0	$ 5,723,405	$ 5,811,166	$ 5,898,928	$ 5,986,689	$ 6,074,451
105	Beginning Balance	396.0	$ 4,300,286	$ 4,327,486	$ 4,354,686	$ 4,381,885	$ 4,409,085
106	Beginning Balance	397.0	$ 1,941,407	$ 1,996,597	$ 2,051,786	$ 2,106,976	$ 2,162,166
107	Beginning Balance	398.0	$ 393,565	$ 397,399	$ 401,233	$ 405,067	$ 408,902
108	Beginning Balance	398.5	$ 276,926	$ 286,211	$ 295,497	$ 304,782	$ 314,067
109	Beginning Balance	398.6	$ 19,091	$ 19,695	$ 20,299	$ 20,904	$ 21,508
110	Beginning Balance	398.7	$ -	$ -	$ -	$ -	$ -
111	Beginning Balance	399.1	$ 13,468	$ 13,468	$ 13,468	$ 13,468	$ 13,468
112	FORMULA CHANGES HE	0.0	$ -	$ -	$ -	$ -	$ -
113	111111111	376.1	$ 0	$ 0	$ 0	$ 0	$ 0
114	111111111	376.2	$ 0	$ 0	$ 0	$ 0	$ 0
115	111111111	376.4	$ 0	$ 0	$ 0	$ 0	$ 0
116	111111111	380.0	$ 0	$ 0	$ 0	$ 0	$ 0
117	222222222	303.3	$ -	$ -	$ -	$ -	$ -
118	333333333	390.0	$ -	$ -	$ -	$ -	$ -
119	444444444	367.1	$ -	$ -	$ -	$ -	$ -
120	444444444	368.0	$ -	$ -	$ -	$ -	$ -
121	444444444	369.0	$ -	$ -	$ -	$ -	$ -
122	T680000001		$ -	$ -	$ -	$ -	$ -
123	T626000002		$ -	$ -	$ -	$ -	$ -
124	T626000003		$ -	$ -	$ -	$ -	$ -
125	T660000004		$ -	$ -	$ -	$ -	$ -
126	T621000005		$ -	$ -	$ -	$ -	$ -
127	T610000006		$ -	$ -	$ -	$ -	$ -
128	T610000007		$ -	$ -	$ -	$ -	$ -
129	T680000008	367.1	$ -	$ -	$ -	$ -	$ -
130	T680000008	368.0	$ -	$ -	$ -	$ -	$ -
131	T680000008	369.0	$ -	$ -	$ -	$ -	$ -
132	601000009		$ -	$ -	$ -	$ -	$ -
133	601000010		$ -	$ -	$ -	$ -	$ -
134	601000011		$ -	$ -	$ -	$ -	$ -
135	601000012	391.2	$ -	$ -	$ -	$ -	$ -
136	601000012	397.0	$ -	$ -	$ -	$ -	$ -
137	601000012	398.0	$ -	$ -	$ -	$ -	$ -
138	601000013		$ -	$ -	$ -	$ -	$ -
139	601000014		$ -	$ -	$ -	$ -	$ -
140	601000015		$ -	$ -	$ -	$ -	$ -
141	601000016		$ -	$ -	$ -	$ -	$ -

Sponsored by NMGC Witness Erik C. Buchanan

WP Plant 6 Accum Res Balances

NEW MEXICO GAS COMPANY, INC.

Accumulated Reserve Account
Base Period - 12 Months Ending March 31, 2023
Future Test Year - 12 Months Ending September 30, 2025

	A	B	C	D	E	F	G	H	I	J	K	L	M	N	O
1			Adjusted Base Period												
2			Balance	Balance	Balance	Balance	Balance	Balance	Balance	Balance	Balance	Balance	Balance	Balance	Balance
3	Investment Number / Beginning Balance	FERC Account	**3/31/2023**	**4/30/2023**	**5/31/2023**	**6/30/2023**	**7/31/2023**	**8/31/2023**	**9/30/2023**	**10/31/2023**	**11/30/2023**	**12/31/2023**	**1/31/2024**	**2/29/2024**	**3/31/2024**
142	601000017		$ -	$ -	$ -	$ -	$ -	$ -	$ -	$ -	$ -	$ -	$ -	$ -	$ -
143	601000018		$ -	$ -	$ -	$ -	$ -	$ -	$ -	$ -	$ -	$ -	$ -	$ -	$ -
144	601000019		$ -	$ -	$ -	$ -	$ -	$ -	$ -	$ -	$ -	$ -	$ -	$ -	$ -
145	601000020		$ -	$ -	$ -	$ -	$ -	$ -	$ -	$ -	$ -	$ -	$ -	$ -	$ -
146	601000021		$ -	$ -	$ -	$ -	$ -	$ -	$ -	$ -	$ -	$ -	$ -	$ -	$ -
147	601000022		$ -	$ -	$ -	$ -	$ -	$ -	$ -	$ -	$ -	$ -	$ -	$ -	$ -
148	601000023	303.3	$ -	$ -	$ -	$ -	$ -	$ -	$ -	$ -	$ -	$ -	$ -	$ -	$ -
149	601000024	303.3	$ -	$ -	$ -	$ -	$ -	$ -	$ -	$ -	$ -	$ -	$ -	$ -	$ -
150	601000025	303.3	$ -	$ -	$ -	$ -	$ 16	$ 32	$ 47	$ 63	$ 79	$ 95	$ 111	$ 126	$ 142
151	601000026	303.3	$ -	$ -	$ -	$ -	$ -	$ -	$ -	$ -	$ -	$ -	$ -	$ -	$ -
152	601000027	303.3	$ -	$ -	$ -	$ -	$ -	$ -	$ -	$ -	$ -	$ -	$ -	$ -	$ -
153	601000028	303.3	$ -	$ -	$ -	$ -	$ -	$ -	$ -	$ -	$ -	$ -	$ -	$ -	$ -
154	601000029	367.1	$ -	$ -	$ -	$ -	$ -	$ -	$ -	$ -	$ -	$ -	$ -	$ -	$ -
155	601000029	368.0	$ -	$ -	$ -	$ -	$ -	$ -	$ -	$ -	$ -	$ -	$ -	$ -	$ -
156	601000029	369.0	$ -	$ -	$ -	$ -	$ -	$ -	$ -	$ -	$ -	$ -	$ -	$ -	$ -
157	610000030	376.1	$ -	$ -	$ -	$ -	$ -	$ -	$ -	$ -	$ -	$ -	$ -	$ -	$ -
158	610000030	376.2	$ -	$ -	$ -	$ -	$ -	$ -	$ -	$ -	$ -	$ -	$ -	$ -	$ -
159	610000030	376.4	$ -	$ -	$ -	$ -	$ -	$ -	$ -	$ -	$ -	$ -	$ -	$ -	$ -
160	610000030	380.0	$ -	$ -	$ -	$ -	$ -	$ -	$ -	$ -	$ -	$ -	$ -	$ -	$ -
161	T624000031	367.1	$ -	$ -	$ -	$ -	$ -	$ -	$ -	$ -	$ -	$ -	$ -	$ -	$ -
162	T624000031	368.0	$ -	$ -	$ -	$ -	$ -	$ -	$ -	$ -	$ -	$ -	$ -	$ -	$ -
163	T624000031	369.0	$ -	$ -	$ -	$ -	$ -	$ -	$ -	$ -	$ -	$ -	$ -	$ -	$ -
164	626000032		$ -	$ -	$ -	$ -	$ -	$ -	$ -	$ -	$ -	$ -	$ -	$ -	$ -
165	624000033	376.1	$ -	$ -	$ -	$ -	$ -	$ -	$ -	$ -	$ -	$ -	$ -	$ -	$ -
166	624000033	376.2	$ -	$ -	$ -	$ -	$ -	$ -	$ -	$ -	$ -	$ -	$ -	$ -	$ -
167	624000033	376.4	$ -	$ -	$ -	$ -	$ -	$ -	$ -	$ -	$ -	$ -	$ -	$ -	$ -
168	624000033	380.0	$ -	$ -	$ -	$ -	$ -	$ -	$ -	$ -	$ -	$ -	$ -	$ -	$ -
169	627000034	376.1	$ -	$ -	$ -	$ -	$ -	$ -	$ -	$ -	$ -	$ -	$ -	$ -	$ -
170	627000034	376.2	$ -	$ -	$ -	$ -	$ -	$ -	$ -	$ -	$ -	$ -	$ -	$ -	$ -
171	627000034	376.4	$ -	$ -	$ -	$ -	$ -	$ -	$ -	$ -	$ -	$ -	$ -	$ -	$ -
172	627000034	380.0	$ -	$ -	$ -	$ -	$ -	$ -	$ -	$ -	$ -	$ -	$ -	$ -	$ -
173	620000035		$ -	$ -	$ -	$ -	$ -	$ -	$ -	$ -	$ -	$ -	$ -	$ -	$ -
174	620000036		$ -	$ -	$ -	$ -	$ -	$ -	$ -	$ -	$ -	$ -	$ -	$ -	$ -
175	632000037		$ -	$ -	$ -	$ -	$ -	$ -	$ -	$ -	$ -	$ -	$ -	$ -	$ -
176	633000038	376.1	$ -	$ -	$ -	$ -	$ -	$ -	$ -	$ -	$ -	$ -	$ -	$ -	$ -
177	633000038	376.2	$ -	$ -	$ -	$ -	$ -	$ -	$ -	$ -	$ -	$ -	$ -	$ -	$ -
178	633000038	376.4	$ -	$ -	$ -	$ -	$ -	$ -	$ -	$ -	$ -	$ -	$ -	$ -	$ -
179	633000038	380.0	$ -	$ -	$ -	$ -	$ -	$ -	$ -	$ -	$ -	$ -	$ -	$ -	$ -
180	T680000039		$ -	$ -	$ -	$ -	$ -	$ -	$ -	$ -	$ -	$ -	$ -	$ -	$ -
181	611000040		$ -	$ -	$ -	$ -	$ -	$ -	$ -	$ -	$ -	$ -	$ -	$ -	$ -
182	611000041		$ -	$ -	$ -	$ -	$ -	$ -	$ -	$ -	$ -	$ -	$ -	$ -	$ -
183	660000042		$ -	$ -	$ -	$ -	$ -	$ -	$ -	$ -	$ -	$ -	$ -	$ -	$ -
184	660000043		$ -	$ -	$ -	$ -	$ -	$ -	$ -	$ -	$ -	$ -	$ -	$ -	$ -
185	626000044		$ -	$ -	$ -	$ -	$ -	$ -	$ -	$ -	$ -	$ -	$ -	$ -	$ -
186	622000045		$ -	$ -	$ -	$ -	$ -	$ -	$ -	$ -	$ -	$ -	$ -	$ -	$ -
187	610000046	376.1	$ -	$ -	$ -	$ -	$ -	$ -	$ -	$ -	$ -	$ -	$ -	$ -	$ -

Sponsored by NMGC Witness Erik C. Buchanan

WP Plant 6 Accum Res Balances

NEW MEXICO GAS COMPANY, INC.

Accumulated Reserve Account
Base Period - 12 Months Ending March 31, 2023
Future Test Year - 12 Months Ending September 30, 2025

	A	B	P	Q	R	S	T	U	V	W	X	Y	Z	AA	AB
1															
2			Balance	Balance	Balance	Balance	Balance	Balance	Balance	Balance	Balance	Balance	Balance	Balance	Balance
3	Investment Number / Beginning Balance	FERC Account	4/30/2024	5/31/2024	6/30/2024	7/31/2024	8/31/2024	9/30/2024	10/31/2024	11/30/2024	12/31/2024	1/31/2025	2/28/2025	3/31/2025	4/30/2025
142	601000017		$ -	$ -	$ -	$ -	$ -	$ -	$ -	$ -	$ -	$ -	$ -	$ -	$ -
143	601000018		$ -	$ -	$ -	$ -	$ -	$ -	$ -	$ -	$ -	$ -	$ -	$ -	$ -
144	601000019		$ -	$ -	$ -	$ -	$ -	$ -	$ -	$ -	$ -	$ -	$ -	$ -	$ -
145	601000020		$ -	$ -	$ -	$ -	$ -	$ -	$ -	$ -	$ -	$ -	$ -	$ -	$ -
146	601000021		$ -	$ -	$ -	$ -	$ -	$ -	$ -	$ -	$ -	$ -	$ -	$ -	$ -
147	601000022		$ -	$ -	$ -	$ -	$ -	$ -	$ -	$ -	$ -	$ -	$ -	$ -	$ -
148	601000023	303.3	$ -	$ -	$ -	$ -	$ -	$ -	$ -	$ -	$ -	$ -	$ -	$ -	$ -
149	601000024	303.3	$ -	$ -	$ -	$ -	$ -	$ -	$ -	$ -	$ -	$ -	$ -	$ -	$ -
150	601000025	303.3	$ 158	$ 174	$ 190	$ 205	$ 221	$ 237	$ 253	$ 269	$ 285	$ 300	$ 316	$ 332	$ 348
151	601000026	303.3	$ -	$ -	$ -	$ -	$ -	$ -	$ -	$ -	$ -	$ -	$ -	$ -	$ -
152	601000027	303.3	$ -	$ -	$ -	$ -	$ -	$ -	$ -	$ -	$ -	$ -	$ -	$ -	$ -
153	601000028	303.3	$ -	$ -	$ -	$ -	$ -	$ -	$ -	$ -	$ -	$ -	$ -	$ -	$ -
154	601000029	367.1	$ -	$ -	$ -	$ -	$ -	$ -	$ -	$ -	$ -	$ -	$ -	$ -	$ -
155	601000029	368.0	$ -	$ -	$ -	$ -	$ -	$ -	$ -	$ -	$ -	$ -	$ -	$ -	$ -
156	601000029	369.0	$ -	$ -	$ -	$ -	$ -	$ -	$ -	$ -	$ -	$ -	$ -	$ -	$ -
157	610000030	376.1	$ -	$ -	$ -	$ -	$ -	$ -	$ -	$ -	$ -	$ -	$ -	$ -	$ -
158	610000030	376.2	$ -	$ -	$ -	$ -	$ -	$ -	$ -	$ -	$ -	$ -	$ -	$ -	$ -
159	610000030	376.4	$ -	$ -	$ -	$ -	$ -	$ -	$ -	$ -	$ -	$ -	$ -	$ -	$ -
160	610000030	380.0	$ -	$ -	$ -	$ -	$ -	$ -	$ -	$ -	$ -	$ -	$ -	$ -	$ -
161	T624000031	367.1	$ -	$ -	$ -	$ -	$ -	$ -	$ -	$ -	$ -	$ -	$ -	$ -	$ -
162	T624000031	368.0	$ -	$ -	$ -	$ -	$ -	$ -	$ -	$ -	$ -	$ -	$ -	$ -	$ -
163	T624000031	369.0	$ -	$ -	$ -	$ -	$ -	$ -	$ -	$ -	$ -	$ -	$ -	$ -	$ -
164	626000032		$ -	$ -	$ -	$ -	$ -	$ -	$ -	$ -	$ -	$ -	$ -	$ -	$ -
165	624000033	376.1	$ -	$ -	$ -	$ -	$ -	$ -	$ -	$ -	$ -	$ -	$ -	$ -	$ -
166	624000033	376.2	$ -	$ -	$ -	$ -	$ -	$ -	$ -	$ -	$ -	$ -	$ -	$ -	$ -
167	624000033	376.4	$ -	$ -	$ -	$ -	$ -	$ -	$ -	$ -	$ -	$ -	$ -	$ -	$ -
168	624000033	380.0	$ -	$ -	$ -	$ -	$ -	$ -	$ -	$ -	$ -	$ -	$ -	$ -	$ -
169	627000034	376.1	$ -	$ -	$ -	$ -	$ -	$ -	$ -	$ -	$ -	$ -	$ -	$ -	$ -
170	627000034	376.2	$ -	$ -	$ -	$ -	$ -	$ -	$ -	$ -	$ -	$ -	$ -	$ -	$ -
171	627000034	376.4	$ -	$ -	$ -	$ -	$ -	$ -	$ -	$ -	$ -	$ -	$ -	$ -	$ -
172	627000034	380.0	$ -	$ -	$ -	$ -	$ -	$ -	$ -	$ -	$ -	$ -	$ -	$ -	$ -
173	620000035		$ -	$ -	$ -	$ -	$ -	$ -	$ -	$ -	$ -	$ -	$ -	$ -	$ -
174	620000036		$ -	$ -	$ -	$ -	$ -	$ -	$ -	$ -	$ -	$ -	$ -	$ -	$ -
175	632000037		$ -	$ -	$ -	$ -	$ -	$ -	$ -	$ -	$ -	$ -	$ -	$ -	$ -
176	633000038	376.1	$ -	$ -	$ -	$ -	$ -	$ -	$ -	$ -	$ -	$ -	$ -	$ -	$ -
177	633000038	376.2	$ -	$ -	$ -	$ -	$ -	$ -	$ -	$ -	$ -	$ -	$ -	$ -	$ -
178	633000038	376.4	$ -	$ -	$ -	$ -	$ -	$ -	$ -	$ -	$ -	$ -	$ -	$ -	$ -
179	633000038	380.0	$ -	$ -	$ -	$ -	$ -	$ -	$ -	$ -	$ -	$ -	$ -	$ -	$ -
180	T680000039		$ -	$ -	$ -	$ -	$ -	$ -	$ -	$ -	$ -	$ -	$ -	$ -	$ -
181	611000040		$ -	$ -	$ -	$ -	$ -	$ -	$ -	$ -	$ -	$ -	$ -	$ -	$ -
182	611000041		$ -	$ -	$ -	$ -	$ -	$ -	$ -	$ -	$ -	$ -	$ -	$ -	$ -
183	660000042		$ -	$ -	$ -	$ -	$ -	$ -	$ -	$ -	$ -	$ -	$ -	$ -	$ -
184	660000043		$ -	$ -	$ -	$ -	$ -	$ -	$ -	$ -	$ -	$ -	$ -	$ -	$ -
185	626000044		$ -	$ -	$ -	$ -	$ -	$ -	$ -	$ -	$ -	$ -	$ -	$ -	$ -
186	622000045		$ -	$ -	$ -	$ -	$ -	$ -	$ -	$ -	$ -	$ -	$ -	$ -	$ -
187	610000046	376.1	$ -	$ -	$ -	$ -	$ -	$ -	$ -	$ -	$ -	$ -	$ -	$ -	$ -

NEW MEXICO GAS COMPANY, INC.

Accumulated Reserve Account
Base Period - 12 Months Ending March 31, 2023
Future Test Year - 12 Months Ending September 30, 2025

	A	B	AC	AD	AE	AF	AG
1							
2			Balance	Balance	Balance	Balance	Balance
3	Investment Number / Beginning Balance	FERC Account	**5/31/2025**	**6/30/2025**	**7/31/2025**	**8/31/2025**	**9/30/2025**
142	601000017		$ -	$ -	$ -	$ -	$ -
143	601000018		$ -	$ -	$ -	$ -	$ -
144	601000019		$ -	$ -	$ -	$ -	$ -
145	601000020		$ -	$ -	$ -	$ -	$ -
146	601000021		$ -	$ -	$ -	$ -	$ -
147	601000022		$ -	$ -	$ -	$ -	$ -
148	601000023	303.3	$ -	$ -	$ -	$ -	$ -
149	601000024	303.3	$ -	$ -	$ -	$ -	$ -
150	601000025	303.3	$ 364	$ 379	$ 395	$ 411	$ 427
151	601000026	303.3	$ -	$ -	$ -	$ -	$ -
152	601000027	303.3	$ -	$ -	$ -	$ -	$ -
153	601000028	303.3	$ -	$ -	$ -	$ -	$ -
154	601000029	367.1	$ -	$ -	$ -	$ -	$ -
155	601000029	368.0	$ -	$ -	$ -	$ -	$ -
156	601000029	369.0	$ -	$ -	$ -	$ -	$ -
157	610000030	376.1	$ -	$ -	$ -	$ -	$ -
158	610000030	376.2	$ -	$ -	$ -	$ -	$ -
159	610000030	376.4	$ -	$ -	$ -	$ -	$ -
160	610000030	380.0	$ -	$ -	$ -	$ -	$ -
161	T624000031	367.1	$ -	$ -	$ -	$ -	$ -
162	T624000031	368.0	$ -	$ -	$ -	$ -	$ -
163	T624000031	369.0	$ -	$ -	$ -	$ -	$ -
164	626000032		$ -	$ -	$ -	$ -	$ -
165	624000033	376.1	$ -	$ -	$ -	$ -	$ -
166	624000033	376.2	$ -	$ -	$ -	$ -	$ -
167	624000033	376.4	$ -	$ -	$ -	$ -	$ -
168	624000033	380.0	$ -	$ -	$ -	$ -	$ -
169	627000034	376.1	$ -	$ -	$ -	$ -	$ -
170	627000034	376.2	$ -	$ -	$ -	$ -	$ -
171	627000034	376.4	$ -	$ -	$ -	$ -	$ -
172	627000034	380.0	$ -	$ -	$ -	$ -	$ -
173	620000035		$ -	$ -	$ -	$ -	$ -
174	620000036		$ -	$ -	$ -	$ -	$ -
175	632000037		$ -	$ -	$ -	$ -	$ -
176	633000038	376.1	$ -	$ -	$ -	$ -	$ -
177	633000038	376.2	$ -	$ -	$ -	$ -	$ -
178	633000038	376.4	$ -	$ -	$ -	$ -	$ -
179	633000038	380.0	$ -	$ -	$ -	$ -	$ -
180	T680000039		$ -	$ -	$ -	$ -	$ -
181	611000040		$ -	$ -	$ -	$ -	$ -
182	611000041		$ -	$ -	$ -	$ -	$ -
183	660000042		$ -	$ -	$ -	$ -	$ -
184	660000043		$ -	$ -	$ -	$ -	$ -
185	626000044		$ -	$ -	$ -	$ -	$ -
186	622000045		$ -	$ -	$ -	$ -	$ -
187	610000046	376.1	$ -	$ -	$ -	$ -	$ -

Sponsored by NMGC Witness Erik C. Buchanan

NEW MEXICO GAS COMPANY, INC.

Accumulated Reserve Account
Base Period - 12 Months Ending March 31, 2023
Future Test Year - 12 Months Ending September 30, 2025

	A	B	C	D	E	F	G	H	I	J	K	L	M	N	O
1			Adjusted Base Period												
2			Balance	Balance	Balance	Balance	Balance	Balance	Balance	Balance	Balance	Balance	Balance	Balance	Balance
3	Investment Number / Beginning Balance	FERC Account	**3/31/2023**	**4/30/2023**	**5/31/2023**	**6/30/2023**	**7/31/2023**	**8/31/2023**	**9/30/2023**	**10/31/2023**	**11/30/2023**	**12/31/2023**	**1/31/2024**	**2/29/2024**	**3/31/2024**
188	610000046	376.2	$ -	$ -	$ -	$ -	$ -	$ -	$ -	$ -	$ -	$ -	$ -	$ -	$ -
189	610000046	376.4	$ -	$ -	$ -	$ -	$ -	$ -	$ -	$ -	$ -	$ -	$ -	$ -	$ -
190	610000046	380.0	$ -	$ -	$ -	$ -	$ -	$ -	$ -	$ -	$ -	$ -	$ -	$ -	$ -
191	601000047	367.1	$ -	$ -	$ -	$ -	$ -	$ -	$ -	$ -	$ -	$ -	$ -	$ -	$ -
192	601000047	368.0	$ -	$ -	$ -	$ -	$ -	$ -	$ -	$ -	$ -	$ -	$ -	$ -	$ -
193	601000047	369.0	$ -	$ -	$ -	$ -	$ -	$ -	$ -	$ -	$ -	$ -	$ -	$ -	$ -
194	610000048	376.1	$ -	$ -	$ -	$ -	$ -	$ -	$ -	$ -	$ -	$ -	$ -	$ -	$ -
195	610000048	376.2	$ -	$ -	$ -	$ -	$ -	$ -	$ -	$ -	$ -	$ -	$ -	$ -	$ -
196	610000048	376.4	$ -	$ -	$ -	$ -	$ -	$ -	$ -	$ -	$ -	$ -	$ -	$ -	$ -
197	610000048	380.0	$ -	$ -	$ -	$ -	$ -	$ -	$ -	$ -	$ -	$ -	$ -	$ -	$ -
198	610000049	376.1	$ -	$ -	$ -	$ -	$ -	$ -	$ -	$ -	$ -	$ -	$ -	$ -	$ -
199	610000049	376.2	$ -	$ -	$ -	$ -	$ -	$ -	$ -	$ -	$ -	$ -	$ -	$ -	$ -
200	610000049	376.4	$ -	$ -	$ -	$ -	$ -	$ -	$ -	$ -	$ -	$ -	$ -	$ -	$ -
201	610000049	380.0	$ -	$ -	$ -	$ -	$ -	$ -	$ -	$ -	$ -	$ -	$ -	$ -	$ -
202	610000050	376.1	$ -	$ -	$ -	$ -	$ -	$ -	$ -	$ -	$ -	$ -	$ -	$ -	$ -
203	610000050	376.2	$ -	$ -	$ -	$ -	$ -	$ -	$ -	$ -	$ -	$ -	$ -	$ -	$ -
204	610000050	376.4	$ -	$ -	$ -	$ -	$ -	$ -	$ -	$ -	$ -	$ -	$ -	$ -	$ -
205	610000050	380.0	$ -	$ -	$ -	$ -	$ -	$ -	$ -	$ -	$ -	$ -	$ -	$ -	$ -
206	610000051	376.1	$ -	$ -	$ -	$ -	$ -	$ -	$ -	$ -	$ -	$ -	$ -	$ -	$ -
207	610000051	376.2	$ -	$ -	$ -	$ -	$ -	$ -	$ -	$ -	$ -	$ -	$ -	$ -	$ -
208	610000051	376.4	$ -	$ -	$ -	$ -	$ -	$ -	$ -	$ -	$ -	$ -	$ -	$ -	$ -
209	610000051	380.0	$ -	$ -	$ -	$ -	$ -	$ -	$ -	$ -	$ -	$ -	$ -	$ -	$ -
210	610000052	376.1	$ -	$ -	$ -	$ -	$ -	$ -	$ -	$ -	$ -	$ -	$ -	$ -	$ -
211	610000052	376.2	$ -	$ -	$ -	$ -	$ -	$ -	$ -	$ -	$ -	$ -	$ -	$ -	$ -
212	610000052	376.4	$ -	$ -	$ -	$ -	$ -	$ -	$ -	$ -	$ -	$ -	$ -	$ -	$ -
213	610000052	380.0	$ -	$ -	$ -	$ -	$ -	$ -	$ -	$ -	$ -	$ -	$ -	$ -	$ -
214	610000053	376.1	$ -	$ -	$ -	$ -	$ -	$ -	$ -	$ -	$ -	$ -	$ -	$ -	$ -
215	610000053	376.2	$ -	$ -	$ -	$ -	$ -	$ -	$ -	$ -	$ -	$ -	$ -	$ -	$ -
216	610000053	376.4	$ -	$ -	$ -	$ -	$ -	$ -	$ -	$ -	$ -	$ -	$ -	$ -	$ -
217	610000054		$ -	$ -	$ -	$ -	$ -	$ -	$ -	$ -	$ -	$ -	$ -	$ -	$ -
218	601000055	376.1	$ -	$ -	$ -	$ -	$ -	$ -	$ -	$ -	$ -	$ -	$ -	$ -	$ -
219	601000055	376.2	$ -	$ -	$ -	$ -	$ -	$ -	$ -	$ -	$ -	$ -	$ -	$ -	$ -
220	601000055	376.4	$ -	$ -	$ -	$ -	$ -	$ -	$ -	$ -	$ -	$ -	$ -	$ -	$ -
221	601000055	380.0	$ -	$ -	$ -	$ -	$ -	$ -	$ -	$ -	$ -	$ -	$ -	$ -	$ -
222	680000056	376.1	$ -	$ -	$ -	$ -	$ -	$ -	$ -	$ -	$ -	$ -	$ -	$ -	$ -
223	680000056	376.2	$ -	$ -	$ -	$ -	$ -	$ -	$ -	$ -	$ -	$ -	$ -	$ -	$ -
224	680000056	376.4	$ -	$ -	$ -	$ -	$ -	$ -	$ -	$ -	$ -	$ -	$ -	$ -	$ -
225	680000057		$ -	$ -	$ -	$ -	$ -	$ -	$ -	$ -	$ -	$ -	$ -	$ -	$ -
226	627000058		$ -	$ -	$ -	$ -	$ -	$ -	$ -	$ -	$ -	$ -	$ -	$ -	$ -
227	629000059	376.1	$ -	$ -	$ -	$ -	$ -	$ -	$ -	$ -	$ -	$ -	$ -	$ -	$ -
228	629000059	376.2	$ -	$ -	$ -	$ -	$ -	$ -	$ -	$ -	$ -	$ -	$ -	$ -	$ -
229	629000059	376.4	$ -	$ -	$ -	$ -	$ -	$ -	$ -	$ -	$ -	$ -	$ -	$ -	$ -
230	629000059	380.0	$ -	$ -	$ -	$ -	$ -	$ -	$ -	$ -	$ -	$ -	$ -	$ -	$ -
231	629000060	376.1	$ -	$ -	$ -	$ -	$ -	$ -	$ -	$ -	$ -	$ -	$ -	$ -	$ -
232	629000060	376.2	$ -	$ -	$ -	$ -	$ -	$ -	$ -	$ -	$ -	$ -	$ -	$ -	$ -
233	629000060	376.4	$ -	$ -	$ -	$ -	$ -	$ -	$ -	$ -	$ -	$ -	$ -	$ -	$ -

Sponsored by NMGC Witness Erik C. Buchanan

WP Plant 6 Accum Res Balances

NEW MEXICO GAS COMPANY, INC.

Accumulated Reserve Account
Base Period - 12 Months Ending March 31, 2023
Future Test Year - 12 Months Ending September 30, 2025

	A	B	P	Q	R	S	T	U	V	W	X	Y	Z	AA	AB
1															
2			Balance	Balance	Balance	Balance	Balance	Balance	Balance	Balance	Balance	Balance	Balance	Balance	Balance
3	Investment Number / Beginning Balance	FERC Account	4/30/2024	5/31/2024	6/30/2024	7/31/2024	8/31/2024	9/30/2024	10/31/2024	11/30/2024	12/31/2024	1/31/2025	2/28/2025	3/31/2025	4/30/2025
188	610000046	376.2	$ -	$ -	$ -	$ -	$ -	$ -	$ -	$ -	$ -	$ -	$ -	$ -	$ -
189	610000046	376.4	$ -	$ -	$ -	$ -	$ -	$ -	$ -	$ -	$ -	$ -	$ -	$ -	$ -
190	610000046	380.0	$ -	$ -	$ -	$ -	$ -	$ -	$ -	$ -	$ -	$ -	$ -	$ -	$ -
191	601000047	367.1	$ -	$ -	$ -	$ -	$ -	$ -	$ -	$ -	$ -	$ -	$ -	$ -	$ -
192	601000047	368.0	$ -	$ -	$ -	$ -	$ -	$ -	$ -	$ -	$ -	$ -	$ -	$ -	$ -
193	601000047	369.0	$ -	$ -	$ -	$ -	$ -	$ -	$ -	$ -	$ -	$ -	$ -	$ -	$ -
194	610000048	376.1	$ -	$ -	$ -	$ -	$ -	$ -	$ -	$ -	$ -	$ -	$ -	$ -	$ -
195	610000048	376.2	$ -	$ -	$ -	$ -	$ -	$ -	$ -	$ -	$ -	$ -	$ -	$ -	$ -
196	610000048	376.4	$ -	$ -	$ -	$ -	$ -	$ -	$ -	$ -	$ -	$ -	$ -	$ -	$ -
197	610000048	380.0	$ -	$ -	$ -	$ -	$ -	$ -	$ -	$ -	$ -	$ -	$ -	$ -	$ -
198	610000049	376.1	$ -	$ -	$ -	$ -	$ -	$ -	$ -	$ -	$ -	$ -	$ -	$ -	$ -
199	610000049	376.2	$ -	$ -	$ -	$ -	$ -	$ -	$ -	$ -	$ -	$ -	$ -	$ -	$ -
200	610000049	376.4	$ -	$ -	$ -	$ -	$ -	$ -	$ -	$ -	$ -	$ -	$ -	$ -	$ -
201	610000049	380.0	$ -	$ -	$ -	$ -	$ -	$ -	$ -	$ -	$ -	$ -	$ -	$ -	$ -
202	610000050	376.1	$ -	$ -	$ -	$ -	$ -	$ -	$ -	$ -	$ -	$ -	$ -	$ -	$ -
203	610000050	376.2	$ -	$ -	$ -	$ -	$ -	$ -	$ -	$ -	$ -	$ -	$ -	$ -	$ -
204	610000050	376.4	$ -	$ -	$ -	$ -	$ -	$ -	$ -	$ -	$ -	$ -	$ -	$ -	$ -
205	610000050	380.0	$ -	$ -	$ -	$ -	$ -	$ -	$ -	$ -	$ -	$ -	$ -	$ -	$ -
206	610000051	376.1	$ -	$ -	$ -	$ -	$ -	$ -	$ -	$ -	$ -	$ -	$ -	$ -	$ -
207	610000051	376.2	$ -	$ -	$ -	$ -	$ -	$ -	$ -	$ -	$ -	$ -	$ -	$ -	$ -
208	610000051	376.4	$ -	$ -	$ -	$ -	$ -	$ -	$ -	$ -	$ -	$ -	$ -	$ -	$ -
209	610000051	380.0	$ -	$ -	$ -	$ -	$ -	$ -	$ -	$ -	$ -	$ -	$ -	$ -	$ -
210	610000052	376.1	$ -	$ -	$ -	$ -	$ -	$ -	$ -	$ -	$ -	$ -	$ -	$ -	$ -
211	610000052	376.2	$ -	$ -	$ -	$ -	$ -	$ -	$ -	$ -	$ -	$ -	$ -	$ -	$ -
212	610000052	376.4	$ -	$ -	$ -	$ -	$ -	$ -	$ -	$ -	$ -	$ -	$ -	$ -	$ -
213	610000052	380.0	$ -	$ -	$ -	$ -	$ -	$ -	$ -	$ -	$ -	$ -	$ -	$ -	$ -
214	610000053	376.1	$ -	$ -	$ -	$ -	$ -	$ -	$ -	$ -	$ -	$ -	$ -	$ -	$ -
215	610000053	376.2	$ -	$ -	$ -	$ -	$ -	$ -	$ -	$ -	$ -	$ -	$ -	$ -	$ -
216	610000053	376.4	$ -	$ -	$ -	$ -	$ -	$ -	$ -	$ -	$ -	$ -	$ -	$ -	$ -
217	610000054		$ -	$ -	$ -	$ -	$ -	$ -	$ -	$ -	$ -	$ -	$ -	$ -	$ -
218	601000055	376.1	$ -	$ -	$ -	$ -	$ -	$ -	$ -	$ -	$ -	$ -	$ -	$ -	$ -
219	601000055	376.2	$ -	$ -	$ -	$ -	$ -	$ -	$ -	$ -	$ -	$ -	$ -	$ -	$ -
220	601000055	376.4	$ -	$ -	$ -	$ -	$ -	$ -	$ -	$ -	$ -	$ -	$ -	$ -	$ -
221	601000055	380.0	$ -	$ -	$ -	$ -	$ -	$ -	$ -	$ -	$ -	$ -	$ -	$ -	$ -
222	680000056	376.1	$ -	$ -	$ -	$ -	$ -	$ -	$ -	$ -	$ -	$ -	$ -	$ -	$ -
223	680000056	376.2	$ -	$ -	$ -	$ -	$ -	$ -	$ -	$ -	$ -	$ -	$ -	$ -	$ -
224	680000056	376.4	$ -	$ -	$ -	$ -	$ -	$ -	$ -	$ -	$ -	$ -	$ -	$ -	$ -
225	680000057		$ -	$ -	$ -	$ -	$ -	$ -	$ -	$ -	$ -	$ -	$ -	$ -	$ -
226	627000058		$ -	$ -	$ -	$ -	$ -	$ -	$ -	$ -	$ -	$ -	$ -	$ -	$ -
227	629000059	376.1	$ -	$ -	$ -	$ -	$ -	$ -	$ -	$ -	$ -	$ -	$ -	$ -	$ -
228	629000059	376.2	$ -	$ -	$ -	$ -	$ -	$ -	$ -	$ -	$ -	$ -	$ -	$ -	$ -
229	629000059	376.4	$ -	$ -	$ -	$ -	$ -	$ -	$ -	$ -	$ -	$ -	$ -	$ -	$ -
230	629000059	380.0	$ -	$ -	$ -	$ -	$ -	$ -	$ -	$ -	$ -	$ -	$ -	$ -	$ -
231	629000060	376.1	$ -	$ -	$ -	$ -	$ -	$ -	$ -	$ -	$ -	$ -	$ -	$ -	$ -
232	629000060	376.2	$ -	$ -	$ -	$ -	$ -	$ -	$ -	$ -	$ -	$ -	$ -	$ -	$ -
233	629000060	376.4	$ -	$ -	$ -	$ -	$ -	$ -	$ -	$ -	$ -	$ -	$ -	$ -	$ -

Sponsored by NMGC Witness Erik C. Buchanan

WP Plant 6 Accum Res Balances

NEW MEXICO GAS COMPANY, INC.

Accumulated Reserve Account
Base Period - 12 Months Ending March 31, 2023
Future Test Year - 12 Months Ending September 30, 2025

	A	B	AC	AD	AE	AF	AG
1							
2			Balance	Balance	Balance	Balance	Balance
3	Investment Number / Beginning Balance	FERC Account	**5/31/2025**	**6/30/2025**	**7/31/2025**	**8/31/2025**	**9/30/2025**
188	610000046	376.2	$ -	$ -	$ -	$ -	$ -
189	610000046	376.4	$ -	$ -	$ -	$ -	$ -
190	610000046	380.0	$ -	$ -	$ -	$ -	$ -
191	601000047	367.1	$ -	$ -	$ -	$ -	$ -
192	601000047	368.0	$ -	$ -	$ -	$ -	$ -
193	601000047	369.0	$ -	$ -	$ -	$ -	$ -
194	610000048	376.1	$ -	$ -	$ -	$ -	$ -
195	610000048	376.2	$ -	$ -	$ -	$ -	$ -
196	610000048	376.4	$ -	$ -	$ -	$ -	$ -
197	610000048	380.0	$ -	$ -	$ -	$ -	$ -
198	610000049	376.1	$ -	$ -	$ -	$ -	$ -
199	610000049	376.2	$ -	$ -	$ -	$ -	$ -
200	610000049	376.4	$ -	$ -	$ -	$ -	$ -
201	610000049	380.0	$ -	$ -	$ -	$ -	$ -
202	610000050	376.1	$ -	$ -	$ -	$ -	$ -
203	610000050	376.2	$ -	$ -	$ -	$ -	$ -
204	610000050	376.4	$ -	$ -	$ -	$ -	$ -
205	610000050	380.0	$ -	$ -	$ -	$ -	$ -
206	610000051	376.1	$ -	$ -	$ -	$ -	$ -
207	610000051	376.2	$ -	$ -	$ -	$ -	$ -
208	610000051	376.4	$ -	$ -	$ -	$ -	$ -
209	610000051	380.0	$ -	$ -	$ -	$ -	$ -
210	610000052	376.1	$ -	$ -	$ -	$ -	$ -
211	610000052	376.2	$ -	$ -	$ -	$ -	$ -
212	610000052	376.4	$ -	$ -	$ -	$ -	$ -
213	610000052	380.0	$ -	$ -	$ -	$ -	$ -
214	610000053	376.1	$ -	$ -	$ -	$ -	$ -
215	610000053	376.2	$ -	$ -	$ -	$ -	$ -
216	610000053	376.4	$ -	$ -	$ -	$ -	$ -
217	610000054		$ -	$ -	$ -	$ -	$ -
218	601000055	376.1	$ -	$ -	$ -	$ -	$ -
219	601000055	376.2	$ -	$ -	$ -	$ -	$ -
220	601000055	376.4	$ -	$ -	$ -	$ -	$ -
221	601000055	380.0	$ -	$ -	$ -	$ -	$ -
222	680000056	376.1	$ -	$ -	$ -	$ -	$ -
223	680000056	376.2	$ -	$ -	$ -	$ -	$ -
224	680000056	376.4	$ -	$ -	$ -	$ -	$ -
225	680000057		$ -	$ -	$ -	$ -	$ -
226	627000058		$ -	$ -	$ -	$ -	$ -
227	629000059	376.1	$ -	$ -	$ -	$ -	$ -
228	629000059	376.2	$ -	$ -	$ -	$ -	$ -
229	629000059	376.4	$ -	$ -	$ -	$ -	$ -
230	629000059	380.0	$ -	$ -	$ -	$ -	$ -
231	629000060	376.1	$ -	$ -	$ -	$ -	$ -
232	629000060	376.2	$ -	$ -	$ -	$ -	$ -
233	629000060	376.4	$ -	$ -	$ -	$ -	$ -

Sponsored by NMGC Witness Erik C. Buchanan

NEW MEXICO GAS COMPANY, INC.

Accumulated Reserve Account
Base Period - 12 Months Ending March 31, 2023
Future Test Year - 12 Months Ending September 30, 2025

	A	B	C	D	E	F	G	H	I	J	K	L	M	N	O
1			Adjusted Base Period												
2			Balance	Balance	Balance	Balance	Balance	Balance	Balance	Balance	Balance	Balance	Balance	Balance	Balance
3	Investment Number / Beginning Balance	FERC Account	**3/31/2023**	**4/30/2023**	**5/31/2023**	**6/30/2023**	**7/31/2023**	**8/31/2023**	**9/30/2023**	**10/31/2023**	**11/30/2023**	**12/31/2023**	**1/31/2024**	**2/29/2024**	**3/31/2024**
234	629000060	380.0	$ -	$ -	$ -	$ -	$ -	$ -	$ -	$ -	$ -	$ -	$ -	$ -	$ -
235	632000061		$ -	$ -	$ -	$ -	$ -	$ -	$ -	$ -	$ -	$ -	$ -	$ -	$ -
236	633000062		$ -	$ -	$ -	$ -	$ -	$ -	$ -	$ -	$ -	$ -	$ -	$ -	$ -
237	T680000063	367.1	$ -	$ -	$ -	$ -	$ -	$ -	$ -	$ -	$ -	$ -	$ -	$ -	$ -
238	T680000063	368.0	$ -	$ -	$ -	$ -	$ -	$ -	$ -	$ -	$ -	$ -	$ -	$ -	$ -
239	T680000063	369.0	$ -	$ -	$ -	$ -	$ -	$ -	$ -	$ -	$ -	$ -	$ -	$ -	$ -
240	T624000064		$ -	$ -	$ -	$ -	$ -	$ -	$ -	$ -	$ -	$ -	$ -	$ -	$ -
241	601000065	376.1	$ -	$ -	$ -	$ -	$ -	$ -	$ -	$ -	$ -	$ -	$ -	$ -	$ -
242	601000065	376.2	$ -	$ -	$ -	$ -	$ -	$ -	$ -	$ -	$ -	$ -	$ -	$ -	$ -
243	601000065	376.4	$ -	$ -	$ -	$ -	$ -	$ -	$ -	$ -	$ -	$ -	$ -	$ -	$ -
244	601000065	380.0	$ -	$ -	$ -	$ -	$ -	$ -	$ -	$ -	$ -	$ -	$ -	$ -	$ -
245	T626000066		$ -	$ -	$ -	$ -	$ -	$ -	$ -	$ -	$ -	$ -	$ -	$ -	$ -
246	T626000067		$ -	$ -	$ -	$ -	$ -	$ -	$ -	$ -	$ -	$ -	$ -	$ -	$ -
247	T624000068	367.1	$ -	$ -	$ -	$ -	$ -	$ -	$ -	$ -	$ -	$ -	$ -	$ -	$ -
248	T624000068	368.0	$ -	$ -	$ -	$ -	$ -	$ -	$ -	$ -	$ -	$ -	$ -	$ -	$ -
249	T624000068	369.0	$ -	$ -	$ -	$ -	$ -	$ -	$ -	$ -	$ -	$ -	$ -	$ -	$ -
250	T680000069	367.1	$ -	$ -	$ -	$ -	$ -	$ -	$ -	$ -	$ -	$ -	$ -	$ -	$ -
251	T680000069	368.0	$ -	$ -	$ -	$ -	$ -	$ -	$ -	$ -	$ -	$ -	$ -	$ -	$ -
252	T680000069	369.0	$ -	$ -	$ -	$ -	$ -	$ -	$ -	$ -	$ -	$ -	$ -	$ -	$ -
253	601000070	367.1	$ -	$ -	$ -	$ -	$ -	$ -	$ -	$ -	$ -	$ -	$ -	$ -	$ -
254	601000070	368.0	$ -	$ -	$ -	$ -	$ -	$ -	$ -	$ -	$ -	$ -	$ -	$ -	$ -
255	601000070	369.0	$ -	$ -	$ -	$ -	$ -	$ -	$ -	$ -	$ -	$ -	$ -	$ -	$ -
256	601000071	367.1	$ -	$ -	$ -	$ -	$ -	$ -	$ -	$ -	$ -	$ -	$ -	$ -	$ -
257	601000071	368.0	$ -	$ -	$ -	$ -	$ -	$ -	$ -	$ -	$ -	$ -	$ -	$ -	$ -
258	601000071	369.0	$ -	$ -	$ -	$ -	$ -	$ -	$ -	$ -	$ -	$ -	$ -	$ -	$ -
259	T624000072		$ -	$ -	$ -	$ -	$ -	$ -	$ -	$ -	$ -	$ -	$ -	$ -	$ -
260	660000073		$ -	$ -	$ -	$ -	$ -	$ -	$ -	$ -	$ -	$ -	$ -	$ -	$ -
261	660000074		$ -	$ -	$ -	$ -	$ -	$ -	$ -	$ -	$ -	$ -	$ -	$ -	$ -
262	660000075		$ -	$ -	$ -	$ -	$ -	$ -	$ -	$ -	$ -	$ -	$ -	$ -	$ -
263	621000076		$ -	$ -	$ -	$ -	$ -	$ -	$ -	$ -	$ -	$ -	$ -	$ -	$ -
264	626000077		$ -	$ -	$ -	$ -	$ -	$ -	$ -	$ -	$ -	$ -	$ -	$ -	$ -
265	605000078		$ -	$ -	$ -	$ -	$ -	$ -	$ -	$ -	$ -	$ -	$ -	$ -	$ -
266	620000079		$ -	$ -	$ -	$ -	$ -	$ -	$ -	$ -	$ -	$ -	$ -	$ -	$ -
267	620000080		$ -	$ -	$ -	$ -	$ -	$ -	$ -	$ -	$ -	$ -	$ -	$ -	$ -
268	620000081		$ -	$ -	$ -	$ -	$ -	$ -	$ -	$ -	$ -	$ -	$ -	$ -	$ -
269	629000082	376.1	$ -	$ -	$ -	$ -	$ -	$ -	$ -	$ -	$ -	$ -	$ -	$ -	$ -
270	629000082	376.2	$ -	$ -	$ -	$ -	$ -	$ -	$ -	$ -	$ -	$ -	$ -	$ -	$ -
271	629000082	376.4	$ -	$ -	$ -	$ -	$ -	$ -	$ -	$ -	$ -	$ -	$ -	$ -	$ -
272	629000082	380.0	$ -	$ -	$ -	$ -	$ -	$ -	$ -	$ -	$ -	$ -	$ -	$ -	$ -
273	629000083		$ -	$ -	$ -	$ -	$ -	$ -	$ -	$ -	$ -	$ -	$ -	$ -	$ -
274	620000084		$ -	$ -	$ -	$ -	$ -	$ -	$ -	$ -	$ -	$ -	$ -	$ -	$ -
275	624000085		$ -	$ -	$ -	$ -	$ -	$ -	$ -	$ -	$ -	$ -	$ -	$ -	$ -
276	601000086	391.2	$ -	$ -	$ -	$ -	$ -	$ -	$ -	$ -	$ -	$ -	$ -	$ -	$ -
277	601000086	397.0	$ -	$ -	$ -	$ -	$ -	$ -	$ -	$ -	$ -	$ -	$ -	$ -	$ -
278	601000086	398.0	$ -	$ -	$ -	$ -	$ -	$ -	$ -	$ -	$ -	$ -	$ -	$ -	$ -
279	601000087	376.2	$ -	$ -	$ 1	$ 3	$ 4	$ 5	$ 7	$ 8	$ 9	$ 11	$ 12	$ 13	$ 15

Sponsored by NMGC Witness Erik C. Buchanan

WP Plant 6 Accum Res Balances

NEW MEXICO GAS COMPANY, INC.

Accumulated Reserve Account
Base Period - 12 Months Ending March 31, 2023
Future Test Year - 12 Months Ending September 30, 2025

	A	B	P	Q	R	S	T	U	V	W	X	Y	Z	AA	AB
1															
2			Balance	Balance	Balance	Balance	Balance	Balance	Balance	Balance	Balance	Balance	Balance	Balance	Balance
3	Investment Number / Beginning Balance	FERC Account	4/30/2024	5/31/2024	6/30/2024	7/31/2024	8/31/2024	9/30/2024	10/31/2024	11/30/2024	12/31/2024	1/31/2025	2/28/2025	3/31/2025	4/30/2025
234	629000060	380.0	$ -	$ -	$ -	$ -	$ -	$ -	$ -	$ -	$ -	$ -	$ -	$ -	$ -
235	632000061		$ -	$ -	$ -	$ -	$ -	$ -	$ -	$ -	$ -	$ -	$ -	$ -	$ -
236	633000062		$ -	$ -	$ -	$ -	$ -	$ -	$ -	$ -	$ -	$ -	$ -	$ -	$ -
237	T680000063	367.1	$ -	$ -	$ -	$ -	$ -	$ -	$ -	$ -	$ -	$ -	$ -	$ -	$ -
238	T680000063	368.0	$ -	$ -	$ -	$ -	$ -	$ -	$ -	$ -	$ -	$ -	$ -	$ -	$ -
239	T680000063	369.0	$ -	$ -	$ -	$ -	$ -	$ -	$ -	$ -	$ -	$ -	$ -	$ -	$ -
240	T624000064		$ -	$ -	$ -	$ -	$ -	$ -	$ -	$ -	$ -	$ -	$ -	$ -	$ -
241	601000065	376.1	$ -	$ -	$ -	$ -	$ -	$ -	$ -	$ -	$ -	$ -	$ -	$ -	$ -
242	601000065	376.2	$ -	$ -	$ -	$ -	$ -	$ -	$ -	$ -	$ -	$ -	$ -	$ -	$ -
243	601000065	376.4	$ -	$ -	$ -	$ -	$ -	$ -	$ -	$ -	$ -	$ -	$ -	$ -	$ -
244	601000065	380.0	$ -	$ -	$ -	$ -	$ -	$ -	$ -	$ -	$ -	$ -	$ -	$ -	$ -
245	T626000066		$ -	$ -	$ -	$ -	$ -	$ -	$ -	$ -	$ -	$ -	$ -	$ -	$ -
246	T626000067		$ -	$ -	$ -	$ -	$ -	$ -	$ -	$ -	$ -	$ -	$ -	$ -	$ -
247	T624000068	367.1	$ -	$ -	$ -	$ -	$ -	$ -	$ -	$ -	$ -	$ -	$ -	$ -	$ -
248	T624000068	368.0	$ -	$ -	$ -	$ -	$ -	$ -	$ -	$ -	$ -	$ -	$ -	$ -	$ -
249	T624000068	369.0	$ -	$ -	$ -	$ -	$ -	$ -	$ -	$ -	$ -	$ -	$ -	$ -	$ -
250	T680000069	367.1	$ -	$ -	$ -	$ -	$ -	$ -	$ -	$ -	$ -	$ -	$ -	$ -	$ -
251	T680000069	368.0	$ -	$ -	$ -	$ -	$ -	$ -	$ -	$ -	$ -	$ -	$ -	$ -	$ -
252	T680000069	369.0	$ -	$ -	$ -	$ -	$ -	$ -	$ -	$ -	$ -	$ -	$ -	$ -	$ -
253	601000070	367.1	$ -	$ -	$ -	$ -	$ -	$ -	$ -	$ -	$ -	$ -	$ -	$ -	$ -
254	601000070	368.0	$ -	$ -	$ -	$ -	$ -	$ -	$ -	$ -	$ -	$ -	$ -	$ -	$ -
255	601000070	369.0	$ -	$ -	$ -	$ -	$ -	$ -	$ -	$ -	$ -	$ -	$ -	$ -	$ -
256	601000071	367.1	$ -	$ -	$ -	$ -	$ -	$ -	$ -	$ -	$ -	$ -	$ -	$ -	$ -
257	601000071	368.0	$ -	$ -	$ -	$ -	$ -	$ -	$ -	$ -	$ -	$ -	$ -	$ -	$ -
258	601000071	369.0	$ -	$ -	$ -	$ -	$ -	$ -	$ -	$ -	$ -	$ -	$ -	$ -	$ -
259	T624000072		$ -	$ -	$ -	$ -	$ -	$ -	$ -	$ -	$ -	$ -	$ -	$ -	$ -
260	660000073		$ -	$ -	$ -	$ -	$ -	$ -	$ -	$ -	$ -	$ -	$ -	$ -	$ -
261	660000074		$ -	$ -	$ -	$ -	$ -	$ -	$ -	$ -	$ -	$ -	$ -	$ -	$ -
262	660000075		$ -	$ -	$ -	$ -	$ -	$ -	$ -	$ -	$ -	$ -	$ -	$ -	$ -
263	621000076		$ -	$ -	$ -	$ -	$ -	$ -	$ -	$ -	$ -	$ -	$ -	$ -	$ -
264	626000077		$ -	$ -	$ -	$ -	$ -	$ -	$ -	$ -	$ -	$ -	$ -	$ -	$ -
265	605000078		$ -	$ -	$ -	$ -	$ -	$ -	$ -	$ -	$ -	$ -	$ -	$ -	$ -
266	620000079		$ -	$ -	$ -	$ -	$ -	$ -	$ -	$ -	$ -	$ -	$ -	$ -	$ -
267	620000080		$ -	$ -	$ -	$ -	$ -	$ -	$ -	$ -	$ -	$ -	$ -	$ -	$ -
268	620000081		$ -	$ -	$ -	$ -	$ -	$ -	$ -	$ -	$ -	$ -	$ -	$ -	$ -
269	629000082	376.1	$ -	$ -	$ -	$ -	$ -	$ -	$ -	$ -	$ -	$ -	$ -	$ -	$ -
270	629000082	376.2	$ -	$ -	$ -	$ -	$ -	$ -	$ -	$ -	$ -	$ -	$ -	$ -	$ -
271	629000082	376.4	$ -	$ -	$ -	$ -	$ -	$ -	$ -	$ -	$ -	$ -	$ -	$ -	$ -
272	629000082	380.0	$ -	$ -	$ -	$ -	$ -	$ -	$ -	$ -	$ -	$ -	$ -	$ -	$ -
273	629000083		$ -	$ -	$ -	$ -	$ -	$ -	$ -	$ -	$ -	$ -	$ -	$ -	$ -
274	620000084		$ -	$ -	$ -	$ -	$ -	$ -	$ -	$ -	$ -	$ -	$ -	$ -	$ -
275	624000085		$ -	$ -	$ -	$ -	$ -	$ -	$ -	$ -	$ -	$ -	$ -	$ -	$ -
276	601000086	391.2	$ -	$ -	$ -	$ -	$ -	$ -	$ -	$ -	$ -	$ -	$ -	$ -	$ -
277	601000086	397.0	$ -	$ -	$ -	$ -	$ -	$ -	$ -	$ -	$ -	$ -	$ -	$ -	$ -
278	601000086	398.0	$ -	$ -	$ -	$ -	$ -	$ -	$ -	$ -	$ -	$ -	$ -	$ -	$ -
279	601000087	376.2	$ 16	$ 17	$ 19	$ 20	$ 21	$ 23	$ 24	$ 25	$ 27	$ 28	$ 30	$ 31	$ 32

Sponsored by NMGC Witness Erik C. Buchanan

WP Plant 6 Accum Res Balances

NEW MEXICO GAS COMPANY, INC.

Accumulated Reserve Account
Base Period - 12 Months Ending March 31, 2023
Future Test Year - 12 Months Ending September 30, 2025

	A	B	AC	AD	AE	AF	AG
1							
2			Balance	Balance	Balance	Balance	Balance
3	Investment Number / Beginning Balance	FERC Account	**5/31/2025**	**6/30/2025**	**7/31/2025**	**8/31/2025**	**9/30/2025**
234	629000060	380.0	$ -	$ -	$ -	$ -	$ -
235	632000061		$ -	$ -	$ -	$ -	$ -
236	633000062		$ -	$ -	$ -	$ -	$ -
237	T680000063	367.1	$ -	$ -	$ -	$ -	$ -
238	T680000063	368.0	$ -	$ -	$ -	$ -	$ -
239	T680000063	369.0	$ -	$ -	$ -	$ -	$ -
240	T624000064		$ -	$ -	$ -	$ -	$ -
241	601000065	376.1	$ -	$ -	$ -	$ -	$ -
242	601000065	376.2	$ -	$ -	$ -	$ -	$ -
243	601000065	376.4	$ -	$ -	$ -	$ -	$ -
244	601000065	380.0	$ -	$ -	$ -	$ -	$ -
245	T626000066		$ -	$ -	$ -	$ -	$ -
246	T626000067		$ -	$ -	$ -	$ -	$ -
247	T624000068	367.1	$ -	$ -	$ -	$ -	$ -
248	T624000068	368.0	$ -	$ -	$ -	$ -	$ -
249	T624000068	369.0	$ -	$ -	$ -	$ -	$ -
250	T680000069	367.1	$ -	$ -	$ -	$ -	$ -
251	T680000069	368.0	$ -	$ -	$ -	$ -	$ -
252	T680000069	369.0	$ -	$ -	$ -	$ -	$ -
253	601000070	367.1	$ -	$ -	$ -	$ -	$ -
254	601000070	368.0	$ -	$ -	$ -	$ -	$ -
255	601000070	369.0	$ -	$ -	$ -	$ -	$ -
256	601000071	367.1	$ -	$ -	$ -	$ -	$ -
257	601000071	368.0	$ -	$ -	$ -	$ -	$ -
258	601000071	369.0	$ -	$ -	$ -	$ -	$ -
259	T624000072		$ -	$ -	$ -	$ -	$ -
260	660000073		$ -	$ -	$ -	$ -	$ -
261	660000074		$ -	$ -	$ -	$ -	$ -
262	660000075		$ -	$ -	$ -	$ -	$ -
263	621000076		$ -	$ -	$ -	$ -	$ -
264	626000077		$ -	$ -	$ -	$ -	$ -
265	605000078		$ -	$ -	$ -	$ -	$ -
266	620000079		$ -	$ -	$ -	$ -	$ -
267	620000080		$ -	$ -	$ -	$ -	$ -
268	620000081		$ -	$ -	$ -	$ -	$ -
269	629000082	376.1	$ -	$ -	$ -	$ -	$ -
270	629000082	376.2	$ -	$ -	$ -	$ -	$ -
271	629000082	376.4	$ -	$ -	$ -	$ -	$ -
272	629000082	380.0	$ -	$ -	$ -	$ -	$ -
273	629000083		$ -	$ -	$ -	$ -	$ -
274	620000084		$ -	$ -	$ -	$ -	$ -
275	624000085		$ -	$ -	$ -	$ -	$ -
276	601000086	391.2	$ -	$ -	$ -	$ -	$ -
277	601000086	397.0	$ -	$ -	$ -	$ -	$ -
278	601000086	398.0	$ -	$ -	$ -	$ -	$ -
279	601000087	376.2	$ 34	$ 35	$ 36	$ 38	$ 39

Sponsored by NMGC Witness Erik C. Buchanan

NEW MEXICO GAS COMPANY, INC.

Accumulated Reserve Account
Base Period - 12 Months Ending March 31, 2023
Future Test Year - 12 Months Ending September 30, 2025

	A	B	C	D	E	F	G	H	I	J	K	L	M	N	O
1			Adjusted Base Period												
2			Balance	Balance	Balance	Balance	Balance	Balance	Balance	Balance	Balance	Balance	Balance	Balance	Balance
3	Investment Number / Beginning Balance	FERC Account	**3/31/2023**	**4/30/2023**	**5/31/2023**	**6/30/2023**	**7/31/2023**	**8/31/2023**	**9/30/2023**	**10/31/2023**	**11/30/2023**	**12/31/2023**	**1/31/2024**	**2/29/2024**	**3/31/2024**
280	601000088		$ -	$ -	$ -	$ -	$ -	$ -	$ -	$ -	$ -	$ -	$ -	$ -	$ -
281	621000089		$ -	$ -	$ -	$ -	$ -	$ -	$ -	$ -	$ -	$ -	$ -	$ -	$ -
282	621000090		$ -	$ -	$ -	$ -	$ -	$ -	$ -	$ -	$ -	$ -	$ -	$ -	$ -
283	621000091		$ -	$ -	$ -	$ -	$ -	$ -	$ -	$ -	$ -	$ -	$ -	$ -	$ -
284	621000092		$ -	$ -	$ -	$ -	$ -	$ -	$ -	$ -	$ -	$ -	$ -	$ -	$ -
285	621000093	380.0	$ -	$ -	$ -	$ -	$ -	$ -	$ -	$ -	$ -	$ -	$ -	$ -	$ -
286	621000093	380.1	$ -	$ -	$ -	$ -	$ -	$ -	$ -	$ -	$ -	$ -	$ -	$ -	$ -
287	632000094		$ -	$ -	$ -	$ -	$ -	$ -	$ -	$ -	$ -	$ -	$ -	$ -	$ -
288	632000095		$ -	$ -	$ -	$ -	$ -	$ -	$ -	$ -	$ -	$ -	$ -	$ -	$ -
289	632000096		$ -	$ -	$ -	$ -	$ -	$ -	$ -	$ -	$ -	$ -	$ -	$ -	$ -
290	632000097		$ -	$ -	$ -	$ -	$ -	$ -	$ -	$ -	$ -	$ -	$ -	$ -	$ -
291	633000098	376.2	$ -	$ -	$ -	$ -	$ 244	$ 488	$ 742	$ 1,110	$ 1,477	$ 1,845	$ 2,213	$ 2,581	$ 2,949
292	633000099		$ -	$ -	$ -	$ -	$ -	$ -	$ -	$ -	$ -	$ -	$ -	$ -	$ -
293	633000100		$ -	$ -	$ -	$ -	$ -	$ -	$ -	$ -	$ -	$ -	$ -	$ -	$ -
294	633000101		$ -	$ -	$ -	$ -	$ -	$ -	$ -	$ -	$ -	$ -	$ -	$ -	$ -
295	622000102		$ -	$ -	$ -	$ -	$ -	$ -	$ -	$ -	$ -	$ -	$ -	$ -	$ -
296	622000103		$ -	$ -	$ -	$ -	$ -	$ -	$ -	$ -	$ -	$ -	$ -	$ -	$ -
297	622000104		$ -	$ -	$ -	$ -	$ -	$ -	$ -	$ -	$ -	$ -	$ -	$ -	$ -
298	622000105		$ -	$ -	$ -	$ -	$ -	$ -	$ -	$ -	$ -	$ -	$ -	$ -	$ -
299	622000106		$ -	$ -	$ -	$ -	$ -	$ -	$ -	$ -	$ -	$ -	$ -	$ -	$ -
300	621000107		$ -	$ -	$ -	$ -	$ -	$ -	$ -	$ -	$ -	$ -	$ -	$ -	$ -
301	621000108		$ -	$ -	$ -	$ -	$ -	$ -	$ -	$ -	$ -	$ -	$ -	$ -	$ -
302	621000109		$ -	$ -	$ -	$ -	$ -	$ -	$ -	$ -	$ -	$ -	$ -	$ -	$ -
303	621000110		$ -	$ -	$ -	$ -	$ -	$ -	$ -	$ -	$ -	$ -	$ -	$ -	$ -
304	621000111		$ -	$ -	$ -	$ -	$ -	$ -	$ -	$ -	$ -	$ -	$ -	$ -	$ -
305	632000112		$ -	$ -	$ -	$ -	$ -	$ -	$ -	$ -	$ -	$ -	$ -	$ -	$ -
306	632000113		$ -	$ -	$ -	$ -	$ -	$ -	$ -	$ -	$ -	$ -	$ -	$ -	$ -
307	632000114		$ -	$ -	$ -	$ -	$ -	$ -	$ -	$ -	$ -	$ -	$ -	$ -	$ -
308	632000115		$ -	$ -	$ -	$ -	$ -	$ -	$ -	$ -	$ -	$ -	$ -	$ -	$ -
309	632000116		$ -	$ -	$ -	$ -	$ -	$ -	$ -	$ -	$ -	$ -	$ -	$ -	$ -
310	632000117		$ -	$ -	$ -	$ -	$ -	$ -	$ -	$ -	$ -	$ -	$ -	$ -	$ -
311	633000118		$ -	$ -	$ -	$ -	$ -	$ -	$ -	$ -	$ -	$ -	$ -	$ -	$ -
312	633000119		$ -	$ -	$ -	$ -	$ -	$ -	$ -	$ -	$ -	$ -	$ -	$ -	$ -
313	633000120		$ -	$ -	$ -	$ -	$ -	$ -	$ -	$ -	$ -	$ -	$ -	$ -	$ -
314	633000121		$ -	$ -	$ -	$ -	$ -	$ -	$ -	$ -	$ -	$ -	$ -	$ -	$ -
315	633000122		$ -	$ -	$ -	$ -	$ -	$ -	$ -	$ -	$ -	$ -	$ -	$ -	$ -
316	622000123		$ -	$ -	$ -	$ -	$ -	$ -	$ -	$ -	$ -	$ -	$ -	$ -	$ -
317	622000124		$ -	$ -	$ -	$ -	$ -	$ -	$ -	$ -	$ -	$ -	$ -	$ -	$ -
318	622000125		$ -	$ -	$ -	$ -	$ -	$ -	$ -	$ -	$ -	$ -	$ -	$ -	$ -
319	622000126		$ -	$ -	$ -	$ -	$ -	$ -	$ -	$ -	$ -	$ -	$ -	$ -	$ -
320	622000127		$ -	$ -	$ -	$ -	$ -	$ -	$ -	$ -	$ -	$ -	$ -	$ -	$ -
321	622000128		$ -	$ -	$ -	$ -	$ -	$ -	$ -	$ -	$ -	$ -	$ -	$ -	$ -
322	610000129		$ -	$ -	$ -	$ -	$ -	$ -	$ -	$ -	$ -	$ -	$ -	$ -	$ -
323	610000130		$ -	$ -	$ -	$ -	$ -	$ -	$ -	$ -	$ -	$ -	$ -	$ -	$ -
324	610000131	378.0	$ -	$ -	$ -	$ -	$ -	$ -	$ -	$ -	$ -	$ -	$ -	$ -	$ -
325	610000131	385.0	$ -	$ -	$ -	$ -	$ -	$ -	$ -	$ -	$ -	$ -	$ -	$ -	$ -

Sponsored by NMGC Witness Erik C. Buchanan

WP Plant 6 Accum Res Balances

NEW MEXICO GAS COMPANY, INC.

Accumulated Reserve Account
Base Period - 12 Months Ending March 31, 2023
Future Test Year - 12 Months Ending September 30, 2025

	A	B	P	Q	R	S	T	U	V	W	X	Y	Z	AA	AB
1															
2			Balance	Balance	Balance	Balance	Balance	Balance	Balance	Balance	Balance	Balance	Balance	Balance	Balance
3	Investment Number / Beginning Balance	FERC Account	4/30/2024	5/31/2024	6/30/2024	7/31/2024	8/31/2024	9/30/2024	10/31/2024	11/30/2024	12/31/2024	1/31/2025	2/28/2025	3/31/2025	4/30/2025
280	601000088		$ -	$ -	$ -	$ -	$ -	$ -	$ -	$ -	$ -	$ -	$ -	$ -	$ -
281	621000089		$ -	$ -	$ -	$ -	$ -	$ -	$ -	$ -	$ -	$ -	$ -	$ -	$ -
282	621000090		$ -	$ -	$ -	$ -	$ -	$ -	$ -	$ -	$ -	$ -	$ -	$ -	$ -
283	621000091		$ -	$ -	$ -	$ -	$ -	$ -	$ -	$ -	$ -	$ -	$ -	$ -	$ -
284	621000092		$ -	$ -	$ -	$ -	$ -	$ -	$ -	$ -	$ -	$ -	$ -	$ -	$ -
285	621000093	380.0	$ -	$ -	$ -	$ -	$ -	$ -	$ -	$ -	$ -	$ -	$ -	$ -	$ -
286	621000093	380.1	$ -	$ -	$ -	$ -	$ -	$ -	$ -	$ -	$ -	$ -	$ -	$ -	$ -
287	632000094		$ -	$ -	$ -	$ -	$ -	$ -	$ -	$ -	$ -	$ -	$ -	$ -	$ -
288	632000095		$ -	$ -	$ -	$ -	$ -	$ -	$ -	$ -	$ -	$ -	$ -	$ -	$ -
289	632000096		$ -	$ -	$ -	$ -	$ -	$ -	$ -	$ -	$ -	$ -	$ -	$ -	$ -
290	632000097		$ -	$ -	$ -	$ -	$ -	$ -	$ -	$ -	$ -	$ -	$ -	$ -	$ -
291	633000098	376.2	$ 3,321	$ 3,694	$ 4,067	$ 4,448	$ 4,828	$ 5,208	$ 5,597	$ 5,985	$ 6,373	$ 6,776	$ 7,179	$ 7,583	$ 7,991
292	633000099		$ -	$ -	$ -	$ -	$ -	$ -	$ -	$ -	$ -	$ -	$ -	$ -	$ -
293	633000100		$ -	$ -	$ -	$ -	$ -	$ -	$ -	$ -	$ -	$ -	$ -	$ -	$ -
294	633000101		$ -	$ -	$ -	$ -	$ -	$ -	$ -	$ -	$ -	$ -	$ -	$ -	$ -
295	622000102		$ -	$ -	$ -	$ -	$ -	$ -	$ -	$ -	$ -	$ -	$ -	$ -	$ -
296	622000103		$ -	$ -	$ -	$ -	$ -	$ -	$ -	$ -	$ -	$ -	$ -	$ -	$ -
297	622000104		$ -	$ -	$ -	$ -	$ -	$ -	$ -	$ -	$ -	$ -	$ -	$ -	$ -
298	622000105		$ -	$ -	$ -	$ -	$ -	$ -	$ -	$ -	$ -	$ -	$ -	$ -	$ -
299	622000106		$ -	$ -	$ -	$ -	$ -	$ -	$ -	$ -	$ -	$ -	$ -	$ -	$ -
300	621000107		$ -	$ -	$ -	$ -	$ -	$ -	$ -	$ -	$ -	$ -	$ -	$ -	$ -
301	621000108		$ -	$ -	$ -	$ -	$ -	$ -	$ -	$ -	$ -	$ -	$ -	$ -	$ -
302	621000109		$ -	$ -	$ -	$ -	$ -	$ -	$ -	$ -	$ -	$ -	$ -	$ -	$ -
303	621000110		$ -	$ -	$ -	$ -	$ -	$ -	$ -	$ -	$ -	$ -	$ -	$ -	$ -
304	621000111		$ -	$ -	$ -	$ -	$ -	$ -	$ -	$ -	$ -	$ -	$ -	$ -	$ -
305	632000112		$ -	$ -	$ -	$ -	$ -	$ -	$ -	$ -	$ -	$ -	$ -	$ -	$ -
306	632000113		$ -	$ -	$ -	$ -	$ -	$ -	$ -	$ -	$ -	$ -	$ -	$ -	$ -
307	632000114		$ -	$ -	$ -	$ -	$ -	$ -	$ -	$ -	$ -	$ -	$ -	$ -	$ -
308	632000115		$ -	$ -	$ -	$ -	$ -	$ -	$ -	$ -	$ -	$ -	$ -	$ -	$ -
309	632000116		$ -	$ -	$ -	$ -	$ -	$ -	$ -	$ -	$ -	$ -	$ -	$ -	$ -
310	632000117		$ -	$ -	$ -	$ -	$ -	$ -	$ -	$ -	$ -	$ -	$ -	$ -	$ -
311	633000118		$ -	$ -	$ -	$ -	$ -	$ -	$ -	$ -	$ -	$ -	$ -	$ -	$ -
312	633000119		$ -	$ -	$ -	$ -	$ -	$ -	$ -	$ -	$ -	$ -	$ -	$ -	$ -
313	633000120		$ -	$ -	$ -	$ -	$ -	$ -	$ -	$ -	$ -	$ -	$ -	$ -	$ -
314	633000121		$ -	$ -	$ -	$ -	$ -	$ -	$ -	$ -	$ -	$ -	$ -	$ -	$ -
315	633000122		$ -	$ -	$ -	$ -	$ -	$ -	$ -	$ -	$ -	$ -	$ -	$ -	$ -
316	622000123		$ -	$ -	$ -	$ -	$ -	$ -	$ -	$ -	$ -	$ -	$ -	$ -	$ -
317	622000124		$ -	$ -	$ -	$ -	$ -	$ -	$ -	$ -	$ -	$ -	$ -	$ -	$ -
318	622000125		$ -	$ -	$ -	$ -	$ -	$ -	$ -	$ -	$ -	$ -	$ -	$ -	$ -
319	622000126		$ -	$ -	$ -	$ -	$ -	$ -	$ -	$ -	$ -	$ -	$ -	$ -	$ -
320	622000127		$ -	$ -	$ -	$ -	$ -	$ -	$ -	$ -	$ -	$ -	$ -	$ -	$ -
321	622000128		$ -	$ -	$ -	$ -	$ -	$ -	$ -	$ -	$ -	$ -	$ -	$ -	$ -
322	610000129		$ -	$ -	$ -	$ -	$ -	$ -	$ -	$ -	$ -	$ -	$ -	$ -	$ -
323	610000130		$ -	$ -	$ -	$ -	$ -	$ -	$ -	$ -	$ -	$ -	$ -	$ -	$ -
324	610000131	378.0	$ -	$ -	$ -	$ -	$ -	$ -	$ -	$ -	$ -	$ -	$ -	$ -	$ -
325	610000131	385.0	$ -	$ -	$ -	$ -	$ -	$ -	$ -	$ -	$ -	$ -	$ -	$ -	$ -

Sponsored by NMGC Witness Erik C. Buchanan

WP Plant 6 Accum Res Balances

NEW MEXICO GAS COMPANY, INC.

Accumulated Reserve Account
Base Period - 12 Months Ending March 31, 2023
Future Test Year - 12 Months Ending September 30, 2025

	A	B	AC	AD	AE	AF	AG
1							
2			Balance	Balance	Balance	Balance	Balance
3	Investment Number / Beginning Balance	FERC Account	**5/31/2025**	**6/30/2025**	**7/31/2025**	**8/31/2025**	**9/30/2025**
280	601000088		$ -	$ -	$ -	$ -	$ -
281	621000089		$ -	$ -	$ -	$ -	$ -
282	621000090		$ -	$ -	$ -	$ -	$ -
283	621000091		$ -	$ -	$ -	$ -	$ -
284	621000092		$ -	$ -	$ -	$ -	$ -
285	621000093	380.0	$ -	$ -	$ -	$ -	$ -
286	621000093	380.1	$ -	$ -	$ -	$ -	$ -
287	632000094		$ -	$ -	$ -	$ -	$ -
288	632000095		$ -	$ -	$ -	$ -	$ -
289	632000096		$ -	$ -	$ -	$ -	$ -
290	632000097		$ -	$ -	$ -	$ -	$ -
291	633000098	376.2	$ 8,400	$ 8,808	$ 9,224	$ 9,640	$ 10,056
292	633000099		$ -	$ -	$ -	$ -	$ -
293	633000100		$ -	$ -	$ -	$ -	$ -
294	633000101		$ -	$ -	$ -	$ -	$ -
295	622000102		$ -	$ -	$ -	$ -	$ -
296	622000103		$ -	$ -	$ -	$ -	$ -
297	622000104		$ -	$ -	$ -	$ -	$ -
298	622000105		$ -	$ -	$ -	$ -	$ -
299	622000106		$ -	$ -	$ -	$ -	$ -
300	621000107		$ -	$ -	$ -	$ -	$ -
301	621000108		$ -	$ -	$ -	$ -	$ -
302	621000109		$ -	$ -	$ -	$ -	$ -
303	621000110		$ -	$ -	$ -	$ -	$ -
304	621000111		$ -	$ -	$ -	$ -	$ -
305	632000112		$ -	$ -	$ -	$ -	$ -
306	632000113		$ -	$ -	$ -	$ -	$ -
307	632000114		$ -	$ -	$ -	$ -	$ -
308	632000115		$ -	$ -	$ -	$ -	$ -
309	632000116		$ -	$ -	$ -	$ -	$ -
310	632000117		$ -	$ -	$ -	$ -	$ -
311	633000118		$ -	$ -	$ -	$ -	$ -
312	633000119		$ -	$ -	$ -	$ -	$ -
313	633000120		$ -	$ -	$ -	$ -	$ -
314	633000121		$ -	$ -	$ -	$ -	$ -
315	633000122		$ -	$ -	$ -	$ -	$ -
316	622000123		$ -	$ -	$ -	$ -	$ -
317	622000124		$ -	$ -	$ -	$ -	$ -
318	622000125		$ -	$ -	$ -	$ -	$ -
319	622000126		$ -	$ -	$ -	$ -	$ -
320	622000127		$ -	$ -	$ -	$ -	$ -
321	622000128		$ -	$ -	$ -	$ -	$ -
322	610000129		$ -	$ -	$ -	$ -	$ -
323	610000130		$ -	$ -	$ -	$ -	$ -
324	610000131	378.0	$ -	$ -	$ -	$ -	$ -
325	610000131	385.0	$ -	$ -	$ -	$ -	$ -

Sponsored by NMGC Witness Erik C. Buchanan

WP Plant 6 Accum Res Balances

NEW MEXICO GAS COMPANY, INC.

Accumulated Reserve Account
Base Period - 12 Months Ending March 31, 2023
Future Test Year - 12 Months Ending September 30, 2025

	A	B	C	D	E	F	G	H	I	J	K	L	M	N	O
1			Adjusted Base Period												
2			Balance	Balance	Balance	Balance	Balance	Balance	Balance	Balance	Balance	Balance	Balance	Balance	Balance
3	Investment Number / Beginning Balance	FERC Account	**3/31/2023**	**4/30/2023**	**5/31/2023**	**6/30/2023**	**7/31/2023**	**8/31/2023**	**9/30/2023**	**10/31/2023**	**11/30/2023**	**12/31/2023**	**1/31/2024**	**2/29/2024**	**3/31/2024**
326	610000132		$ -	$ -	$ -	$ -	$ -	$ -	$ -	$ -	$ -	$ -	$ -	$ -	$ -
327	610000133		$ -	$ -	$ -	$ -	$ -	$ -	$ -	$ -	$ -	$ -	$ -	$ -	$ -
328	610000134	376.1	$ -	$ -	$ -	$ -	$ 0	$ 0	$ 0	$ 0	$ 0	$ 1	$ 1	$ 1	$ 1
329	610000134	376.2	$ -	$ -	$ -	$ -	$ 0	$ 0	$ 0	$ 0	$ 0	$ 1	$ 1	$ 1	$ 1
330	610000134	376.4	$ -	$ -	$ -	$ -	$ 0	$ 0	$ 0	$ 0	$ 0	$ 0	$ 0	$ 0	$ 0
331	610000134	380.0	$ -	$ -	$ -	$ -	$ 0	$ 0	$ 0	$ 0	$ 0	$ 0	$ 0	$ 0	$ 0
332	610000135		$ -	$ -	$ -	$ -	$ -	$ -	$ -	$ -	$ -	$ -	$ -	$ -	$ -
333	610000136		$ -	$ -	$ -	$ -	$ -	$ -	$ -	$ -	$ -	$ -	$ -	$ -	$ -
334	610000137		$ -	$ -	$ -	$ -	$ -	$ -	$ -	$ -	$ -	$ -	$ -	$ -	$ -
335	610000138		$ -	$ -	$ -	$ -	$ -	$ -	$ -	$ -	$ -	$ -	$ -	$ -	$ -
336	624000139	376.2	$ -	$ -	$ -	$ -	$ 414	$ 827	$ 1,256	$ 1,716	$ 2,176	$ 2,636	$ 3,253	$ 3,871	$ 4,488
337	624000140		$ -	$ -	$ -	$ -	$ -	$ -	$ -	$ -	$ -	$ -	$ -	$ -	$ -
338	624000141		$ -	$ -	$ -	$ -	$ -	$ -	$ -	$ -	$ -	$ -	$ -	$ -	$ -
339	624000142		$ -	$ -	$ -	$ -	$ -	$ -	$ -	$ -	$ -	$ -	$ -	$ -	$ -
340	624000143		$ -	$ -	$ -	$ -	$ -	$ -	$ -	$ -	$ -	$ -	$ -	$ -	$ -
341	620000144		$ -	$ -	$ -	$ -	$ -	$ -	$ -	$ -	$ -	$ -	$ -	$ -	$ -
342	620000145		$ -	$ -	$ -	$ -	$ -	$ -	$ -	$ -	$ -	$ -	$ -	$ -	$ -
343	620000146		$ -	$ -	$ -	$ -	$ -	$ -	$ -	$ -	$ -	$ -	$ -	$ -	$ -
344	620000147		$ -	$ -	$ -	$ -	$ -	$ -	$ -	$ -	$ -	$ -	$ -	$ -	$ -
345	629000148		$ -	$ -	$ -	$ -	$ -	$ -	$ -	$ -	$ -	$ -	$ -	$ -	$ -
346	629000149		$ -	$ -	$ -	$ -	$ -	$ -	$ -	$ -	$ -	$ -	$ -	$ -	$ -
347	629000150		$ -	$ -	$ -	$ -	$ -	$ -	$ -	$ -	$ -	$ -	$ -	$ -	$ -
348	629000151		$ -	$ -	$ -	$ -	$ -	$ -	$ -	$ -	$ -	$ -	$ -	$ -	$ -
349	627000152		$ -	$ -	$ -	$ -	$ -	$ -	$ -	$ -	$ -	$ -	$ -	$ -	$ -
350	627000153		$ -	$ -	$ -	$ -	$ -	$ -	$ -	$ -	$ -	$ -	$ -	$ -	$ -
351	627000154		$ -	$ -	$ -	$ -	$ -	$ -	$ -	$ -	$ -	$ -	$ -	$ -	$ -
352	627000155		$ -	$ -	$ -	$ -	$ -	$ -	$ -	$ -	$ -	$ -	$ -	$ -	$ -
353	624000156		$ -	$ -	$ -	$ -	$ -	$ -	$ -	$ -	$ -	$ -	$ -	$ -	$ -
354	624000157		$ -	$ -	$ -	$ -	$ -	$ -	$ -	$ -	$ -	$ -	$ -	$ -	$ -
355	624000158		$ -	$ -	$ -	$ -	$ -	$ -	$ -	$ -	$ -	$ -	$ -	$ -	$ -
356	624000159		$ -	$ -	$ -	$ -	$ -	$ -	$ -	$ -	$ -	$ -	$ -	$ -	$ -
357	624000160		$ -	$ -	$ -	$ -	$ -	$ -	$ -	$ -	$ -	$ -	$ -	$ -	$ -
358	620000161		$ -	$ -	$ -	$ -	$ -	$ -	$ -	$ -	$ -	$ -	$ -	$ -	$ -
359	620000162		$ -	$ -	$ -	$ -	$ -	$ -	$ -	$ -	$ -	$ -	$ -	$ -	$ -
360	620000163		$ -	$ -	$ -	$ -	$ -	$ -	$ -	$ -	$ -	$ -	$ -	$ -	$ -
361	620000164		$ -	$ -	$ -	$ -	$ -	$ -	$ -	$ -	$ -	$ -	$ -	$ -	$ -
362	620000165		$ -	$ -	$ -	$ -	$ -	$ -	$ -	$ -	$ -	$ -	$ -	$ -	$ -
363	629000166		$ -	$ -	$ -	$ -	$ -	$ -	$ -	$ -	$ -	$ -	$ -	$ -	$ -
364	629000167		$ -	$ -	$ -	$ -	$ -	$ -	$ -	$ -	$ -	$ -	$ -	$ -	$ -
365	629000168		$ -	$ -	$ -	$ -	$ -	$ -	$ -	$ -	$ -	$ -	$ -	$ -	$ -
366	629000169		$ -	$ -	$ -	$ -	$ -	$ -	$ -	$ -	$ -	$ -	$ -	$ -	$ -
367	629000170		$ -	$ -	$ -	$ -	$ -	$ -	$ -	$ -	$ -	$ -	$ -	$ -	$ -
368	629000171		$ -	$ -	$ -	$ -	$ -	$ -	$ -	$ -	$ -	$ -	$ -	$ -	$ -
369	627000172		$ -	$ -	$ -	$ -	$ -	$ -	$ -	$ -	$ -	$ -	$ -	$ -	$ -
370	627000173		$ -	$ -	$ -	$ -	$ -	$ -	$ -	$ -	$ -	$ -	$ -	$ -	$ -
371	627000174	378.0	$ -	$ -	$ -	$ -	$ -	$ -	$ -	$ 10	$ 20	$ 29	$ 46	$ 62	$ 78

NEW MEXICO GAS COMPANY, INC.

Accumulated Reserve Account
Base Period - 12 Months Ending March 31, 2023
Future Test Year - 12 Months Ending September 30, 2025

	A	B	P	Q	R	S	T	U	V	W	X	Y	Z	AA	AB
1															
2			Balance	Balance	Balance	Balance	Balance	Balance	Balance	Balance	Balance	Balance	Balance	Balance	Balance
3	Investment Number / Beginning Balance	FERC Account	4/30/2024	5/31/2024	6/30/2024	7/31/2024	8/31/2024	9/30/2024	10/31/2024	11/30/2024	12/31/2024	1/31/2025	2/28/2025	3/31/2025	4/30/2025
326	610000132		$ -	$ -	$ -	$ -	$ -	$ -	$ -	$ -	$ -	$ -	$ -	$ -	$ -
327	610000133		$ -	$ -	$ -	$ -	$ -	$ -	$ -	$ -	$ -	$ -	$ -	$ -	$ -
328	610000134	376.1	$ 1	$ 1	$ 1	$ 1	$ 1	$ 1	$ 2	$ 2	$ 2	$ 2	$ 2	$ 2	$ 2
329	610000134	376.2	$ 1	$ 1	$ 1	$ 1	$ 1	$ 1	$ 2	$ 2	$ 2	$ 2	$ 2	$ 2	$ 2
330	610000134	376.4	$ 0	$ 0	$ 0	$ 1	$ 1	$ 1	$ 1	$ 1	$ 1	$ 1	$ 1	$ 1	$ 1
331	610000134	380.0	$ 0	$ 0	$ 0	$ 0	$ 0	$ 0	$ 0	$ 0	$ 0	$ 0	$ 0	$ 0	$ 0
332	610000135		$ -	$ -	$ -	$ -	$ -	$ -	$ -	$ -	$ -	$ -	$ -	$ -	$ -
333	610000136		$ -	$ -	$ -	$ -	$ -	$ -	$ -	$ -	$ -	$ -	$ -	$ -	$ -
334	610000137		$ -	$ -	$ -	$ -	$ -	$ -	$ -	$ -	$ -	$ -	$ -	$ -	$ -
335	610000138		$ -	$ -	$ -	$ -	$ -	$ -	$ -	$ -	$ -	$ -	$ -	$ -	$ -
336	624000139	376.2	$ 5,173	$ 5,858	$ 6,543	$ 7,318	$ 8,093	$ 8,868	$ 9,736	$ 10,604	$ 11,471	$ 12,428	$ 13,385	$ 14,342	$ 15,374
337	624000140		$ -	$ -	$ -	$ -	$ -	$ -	$ -	$ -	$ -	$ -	$ -	$ -	$ -
338	624000141		$ -	$ -	$ -	$ -	$ -	$ -	$ -	$ -	$ -	$ -	$ -	$ -	$ -
339	624000142		$ -	$ -	$ -	$ -	$ -	$ -	$ -	$ -	$ -	$ -	$ -	$ -	$ -
340	624000143		$ -	$ -	$ -	$ -	$ -	$ -	$ -	$ -	$ -	$ -	$ -	$ -	$ -
341	620000144		$ -	$ -	$ -	$ -	$ -	$ -	$ -	$ -	$ -	$ -	$ -	$ -	$ -
342	620000145		$ -	$ -	$ -	$ -	$ -	$ -	$ -	$ -	$ -	$ -	$ -	$ -	$ -
343	620000146		$ -	$ -	$ -	$ -	$ -	$ -	$ -	$ -	$ -	$ -	$ -	$ -	$ -
344	620000147		$ -	$ -	$ -	$ -	$ -	$ -	$ -	$ -	$ -	$ -	$ -	$ -	$ -
345	629000148		$ -	$ -	$ -	$ -	$ -	$ -	$ -	$ -	$ -	$ -	$ -	$ -	$ -
346	629000149		$ -	$ -	$ -	$ -	$ -	$ -	$ -	$ -	$ -	$ -	$ -	$ -	$ -
347	629000150		$ -	$ -	$ -	$ -	$ -	$ -	$ -	$ -	$ -	$ -	$ -	$ -	$ -
348	629000151		$ -	$ -	$ -	$ -	$ -	$ -	$ -	$ -	$ -	$ -	$ -	$ -	$ -
349	627000152		$ -	$ -	$ -	$ -	$ -	$ -	$ -	$ -	$ -	$ -	$ -	$ -	$ -
350	627000153		$ -	$ -	$ -	$ -	$ -	$ -	$ -	$ -	$ -	$ -	$ -	$ -	$ -
351	627000154		$ -	$ -	$ -	$ -	$ -	$ -	$ -	$ -	$ -	$ -	$ -	$ -	$ -
352	627000155		$ -	$ -	$ -	$ -	$ -	$ -	$ -	$ -	$ -	$ -	$ -	$ -	$ -
353	624000156		$ -	$ -	$ -	$ -	$ -	$ -	$ -	$ -	$ -	$ -	$ -	$ -	$ -
354	624000157		$ -	$ -	$ -	$ -	$ -	$ -	$ -	$ -	$ -	$ -	$ -	$ -	$ -
355	624000158		$ -	$ -	$ -	$ -	$ -	$ -	$ -	$ -	$ -	$ -	$ -	$ -	$ -
356	624000159		$ -	$ -	$ -	$ -	$ -	$ -	$ -	$ -	$ -	$ -	$ -	$ -	$ -
357	624000160		$ -	$ -	$ -	$ -	$ -	$ -	$ -	$ -	$ -	$ -	$ -	$ -	$ -
358	620000161		$ -	$ -	$ -	$ -	$ -	$ -	$ -	$ -	$ -	$ -	$ -	$ -	$ -
359	620000162		$ -	$ -	$ -	$ -	$ -	$ -	$ -	$ -	$ -	$ -	$ -	$ -	$ -
360	620000163		$ -	$ -	$ -	$ -	$ -	$ -	$ -	$ -	$ -	$ -	$ -	$ -	$ -
361	620000164		$ -	$ -	$ -	$ -	$ -	$ -	$ -	$ -	$ -	$ -	$ -	$ -	$ -
362	620000165		$ -	$ -	$ -	$ -	$ -	$ -	$ -	$ -	$ -	$ -	$ -	$ -	$ -
363	629000166		$ -	$ -	$ -	$ -	$ -	$ -	$ -	$ -	$ -	$ -	$ -	$ -	$ -
364	629000167		$ -	$ -	$ -	$ -	$ -	$ -	$ -	$ -	$ -	$ -	$ -	$ -	$ -
365	629000168		$ -	$ -	$ -	$ -	$ -	$ -	$ -	$ -	$ -	$ -	$ -	$ -	$ -
366	629000169		$ -	$ -	$ -	$ -	$ -	$ -	$ -	$ -	$ -	$ -	$ -	$ -	$ -
367	629000170		$ -	$ -	$ -	$ -	$ -	$ -	$ -	$ -	$ -	$ -	$ -	$ -	$ -
368	629000171		$ -	$ -	$ -	$ -	$ -	$ -	$ -	$ -	$ -	$ -	$ -	$ -	$ -
369	627000172		$ -	$ -	$ -	$ -	$ -	$ -	$ -	$ -	$ -	$ -	$ -	$ -	$ -
370	627000173		$ -	$ -	$ -	$ -	$ -	$ -	$ -	$ -	$ -	$ -	$ -	$ -	$ -
371	627000174	378.0	$ 94	$ 110	$ 127	$ 143	$ 159	$ 175	$ 202	$ 228	$ 254	$ 288	$ 323	$ 357	$ 391

Sponsored by NMGC Witness Erik C. Buchanan

WP Plant 6 Accum Res Balances

NEW MEXICO GAS COMPANY, INC.

Accumulated Reserve Account
Base Period - 12 Months Ending March 31, 2023
Future Test Year - 12 Months Ending September 30, 2025

	A	B	AC	AD	AE	AF	AG
1							
2			Balance	Balance	Balance	Balance	Balance
3	Investment Number / Beginning Balance	FERC Account	**5/31/2025**	**6/30/2025**	**7/31/2025**	**8/31/2025**	**9/30/2025**
326	610000132		$ -	$ -	$ -	$ -	$ -
327	610000133		$ -	$ -	$ -	$ -	$ -
328	610000134	376.1	$ 2	$ 2	$ 2	$ 3	$ 3
329	610000134	376.2	$ 2	$ 2	$ 2	$ 3	$ 3
330	610000134	376.4	$ 1	$ 1	$ 1	$ 1	$ 1
331	610000134	380.0	$ 0	$ 0	$ 0	$ 0	$ 0
332	610000135		$ -	$ -	$ -	$ -	$ -
333	610000136		$ -	$ -	$ -	$ -	$ -
334	610000137		$ -	$ -	$ -	$ -	$ -
335	610000138		$ -	$ -	$ -	$ -	$ -
336	624000139	376.2	$ 16,407	$ 17,440	$ 18,576	$ 19,713	$ 20,849
337	624000140		$ -	$ -	$ -	$ -	$ -
338	624000141		$ -	$ -	$ -	$ -	$ -
339	624000142		$ -	$ -	$ -	$ -	$ -
340	624000143		$ -	$ -	$ -	$ -	$ -
341	620000144		$ -	$ -	$ -	$ -	$ -
342	620000145		$ -	$ -	$ -	$ -	$ -
343	620000146		$ -	$ -	$ -	$ -	$ -
344	620000147		$ -	$ -	$ -	$ -	$ -
345	629000148		$ -	$ -	$ -	$ -	$ -
346	629000149		$ -	$ -	$ -	$ -	$ -
347	629000150		$ -	$ -	$ -	$ -	$ -
348	629000151		$ -	$ -	$ -	$ -	$ -
349	627000152		$ -	$ -	$ -	$ -	$ -
350	627000153		$ -	$ -	$ -	$ -	$ -
351	627000154		$ -	$ -	$ -	$ -	$ -
352	627000155		$ -	$ -	$ -	$ -	$ -
353	624000156		$ -	$ -	$ -	$ -	$ -
354	624000157		$ -	$ -	$ -	$ -	$ -
355	624000158		$ -	$ -	$ -	$ -	$ -
356	624000159		$ -	$ -	$ -	$ -	$ -
357	624000160		$ -	$ -	$ -	$ -	$ -
358	620000161		$ -	$ -	$ -	$ -	$ -
359	620000162		$ -	$ -	$ -	$ -	$ -
360	620000163		$ -	$ -	$ -	$ -	$ -
361	620000164		$ -	$ -	$ -	$ -	$ -
362	620000165		$ -	$ -	$ -	$ -	$ -
363	629000166		$ -	$ -	$ -	$ -	$ -
364	629000167		$ -	$ -	$ -	$ -	$ -
365	629000168		$ -	$ -	$ -	$ -	$ -
366	629000169		$ -	$ -	$ -	$ -	$ -
367	629000170		$ -	$ -	$ -	$ -	$ -
368	629000171		$ -	$ -	$ -	$ -	$ -
369	627000172		$ -	$ -	$ -	$ -	$ -
370	627000173		$ -	$ -	$ -	$ -	$ -
371	627000174	378.0	$ 425	$ 459	$ 493	$ 527	$ 562

Sponsored by NMGC Witness Erik C. Buchanan

NEW MEXICO GAS COMPANY, INC.

Accumulated Reserve Account
Base Period - 12 Months Ending March 31, 2023
Future Test Year - 12 Months Ending September 30, 2025

	A	B	C	D	E	F	G	H	I	J	K	L	M	N	O
1			Adjusted Base Period												
2			Balance	Balance	Balance	Balance	Balance	Balance	Balance	Balance	Balance	Balance	Balance	Balance	Balance
3	Investment Number / Beginning Balance	FERC Account	**3/31/2023**	**4/30/2023**	**5/31/2023**	**6/30/2023**	**7/31/2023**	**8/31/2023**	**9/30/2023**	**10/31/2023**	**11/30/2023**	**12/31/2023**	**1/31/2024**	**2/29/2024**	**3/31/2024**
372	627000174	385.0	$ -	$ -	$ -	$ -	$ -	$ -	$ -	$ 31	$ 62	$ 92	$ 143	$ 194	$ 245
373	627000175		$ -	$ -	$ -	$ -	$ -	$ -	$ -	$ -	$ -	$ -	$ -	$ -	$ -
374	627000176		$ -	$ -	$ -	$ -	$ -	$ -	$ -	$ -	$ -	$ -	$ -	$ -	$ -
375	626000177		$ -	$ -	$ -	$ -	$ -	$ -	$ -	$ -	$ -	$ -	$ -	$ -	$ -
376	626000178		$ -	$ -	$ -	$ -	$ -	$ -	$ -	$ -	$ -	$ -	$ -	$ -	$ -
377	626000179		$ -	$ -	$ -	$ -	$ -	$ -	$ -	$ -	$ -	$ -	$ -	$ -	$ -
378	626000180		$ -	$ -	$ -	$ -	$ -	$ -	$ -	$ -	$ -	$ -	$ -	$ -	$ -
379	626000181		$ -	$ -	$ -	$ -	$ -	$ -	$ -	$ -	$ -	$ -	$ -	$ -	$ -
380	626000182		$ -	$ -	$ -	$ -	$ -	$ -	$ -	$ -	$ -	$ -	$ -	$ -	$ -
381	626000183		$ -	$ -	$ -	$ -	$ -	$ -	$ -	$ -	$ -	$ -	$ -	$ -	$ -
382	626000184		$ -	$ -	$ -	$ -	$ -	$ -	$ -	$ -	$ -	$ -	$ -	$ -	$ -
383	626000185		$ -	$ -	$ -	$ -	$ -	$ -	$ -	$ -	$ -	$ -	$ -	$ -	$ -
384	625000186		$ -	$ -	$ -	$ -	$ -	$ -	$ -	$ -	$ -	$ -	$ -	$ -	$ -
385	625000187		$ -	$ -	$ -	$ -	$ -	$ -	$ -	$ -	$ -	$ -	$ -	$ -	$ -
386	634000188		$ -	$ -	$ -	$ -	$ -	$ -	$ -	$ -	$ -	$ -	$ -	$ -	$ -
387	662000189		$ -	$ -	$ -	$ -	$ -	$ -	$ -	$ -	$ -	$ -	$ -	$ -	$ -
388	662000190		$ -	$ -	$ -	$ -	$ -	$ -	$ -	$ -	$ -	$ -	$ -	$ -	$ -
389	662000191		$ -	$ -	$ -	$ -	$ -	$ -	$ -	$ -	$ -	$ -	$ -	$ -	$ -
390	662000192		$ -	$ -	$ -	$ -	$ -	$ -	$ -	$ -	$ -	$ -	$ -	$ -	$ -
391	667000193		$ -	$ -	$ -	$ -	$ -	$ -	$ -	$ -	$ -	$ -	$ -	$ -	$ -
392	667000194		$ -	$ -	$ -	$ -	$ -	$ -	$ -	$ -	$ -	$ -	$ -	$ -	$ -
393	667000195		$ -	$ -	$ -	$ -	$ -	$ -	$ -	$ -	$ -	$ -	$ -	$ -	$ -
394	667000196		$ -	$ -	$ -	$ -	$ -	$ -	$ -	$ -	$ -	$ -	$ -	$ -	$ -
395	660000197		$ -	$ -	$ -	$ -	$ -	$ -	$ -	$ -	$ -	$ -	$ -	$ -	$ -
396	660000198		$ -	$ -	$ -	$ -	$ -	$ -	$ -	$ -	$ -	$ -	$ -	$ -	$ -
397	660000199		$ -	$ -	$ -	$ -	$ -	$ -	$ -	$ -	$ -	$ -	$ -	$ -	$ -
398	660000200		$ -	$ -	$ -	$ -	$ -	$ -	$ -	$ -	$ -	$ -	$ -	$ -	$ -
399	662000201		$ -	$ -	$ -	$ -	$ -	$ -	$ -	$ -	$ -	$ -	$ -	$ -	$ -
400	662000202		$ -	$ -	$ -	$ -	$ -	$ -	$ -	$ -	$ -	$ -	$ -	$ -	$ -
401	662000203		$ -	$ -	$ -	$ -	$ -	$ -	$ -	$ -	$ -	$ -	$ -	$ -	$ -
402	662000204		$ -	$ -	$ -	$ -	$ -	$ -	$ -	$ -	$ -	$ -	$ -	$ -	$ -
403	662000205		$ -	$ -	$ -	$ -	$ -	$ -	$ -	$ -	$ -	$ -	$ -	$ -	$ -
404	667000206		$ -	$ -	$ -	$ -	$ -	$ -	$ -	$ -	$ -	$ -	$ -	$ -	$ -
405	667000207		$ -	$ -	$ -	$ -	$ -	$ -	$ -	$ -	$ -	$ -	$ -	$ -	$ -
406	667000208		$ -	$ -	$ -	$ -	$ -	$ -	$ -	$ -	$ -	$ -	$ -	$ -	$ -
407	667000209		$ -	$ -	$ -	$ -	$ -	$ -	$ -	$ -	$ -	$ -	$ -	$ -	$ -
408	667000210		$ -	$ -	$ -	$ -	$ -	$ -	$ -	$ -	$ -	$ -	$ -	$ -	$ -
409	660000211		$ -	$ -	$ -	$ -	$ -	$ -	$ -	$ -	$ -	$ -	$ -	$ -	$ -
410	660000212		$ -	$ -	$ -	$ -	$ -	$ -	$ -	$ -	$ -	$ -	$ -	$ -	$ -
411	660000213		$ -	$ -	$ -	$ -	$ -	$ -	$ -	$ -	$ -	$ -	$ -	$ -	$ -
412	660000214		$ -	$ -	$ -	$ -	$ -	$ -	$ -	$ -	$ -	$ -	$ -	$ -	$ -
413	660000215		$ -	$ -	$ -	$ -	$ -	$ -	$ -	$ -	$ -	$ -	$ -	$ -	$ -
414	660000216		$ -	$ -	$ -	$ -	$ -	$ -	$ -	$ -	$ -	$ -	$ -	$ -	$ -
415	680000217		$ -	$ -	$ -	$ -	$ -	$ -	$ -	$ -	$ -	$ -	$ -	$ -	$ -
416	680000218		$ -	$ -	$ -	$ -	$ -	$ -	$ -	$ -	$ -	$ -	$ -	$ -	$ -
417	680000219		$ -	$ -	$ -	$ -	$ -	$ -	$ -	$ -	$ -	$ -	$ -	$ -	$ -

Sponsored by NMGC Witness Erik C. Buchanan

WP Plant 6 Accum Res Balances

NEW MEXICO GAS COMPANY, INC.

Accumulated Reserve Account
Base Period - 12 Months Ending March 31, 2023
Future Test Year - 12 Months Ending September 30, 2025

	A	B	P	Q	R	S	T	U	V	W	X	Y	Z	AA	AB
1															
2			Balance	Balance	Balance	Balance	Balance	Balance	Balance	Balance	Balance	Balance	Balance	Balance	Balance
3	Investment Number / Beginning Balance	FERC Account	4/30/2024	5/31/2024	6/30/2024	7/31/2024	8/31/2024	9/30/2024	10/31/2024	11/30/2024	12/31/2024	1/31/2025	2/28/2025	3/31/2025	4/30/2025
372	627000174	385.0	$ 296	$ 346	$ 397	$ 448	$ 499	$ 550	$ 632	$ 715	$ 797	$ 905	$ 1,012	$ 1,119	$ 1,226
373	627000175		$ -	$ -	$ -	$ -	$ -	$ -	$ -	$ -	$ -	$ -	$ -	$ -	$ -
374	627000176		$ -	$ -	$ -	$ -	$ -	$ -	$ -	$ -	$ -	$ -	$ -	$ -	$ -
375	626000177		$ -	$ -	$ -	$ -	$ -	$ -	$ -	$ -	$ -	$ -	$ -	$ -	$ -
376	626000178		$ -	$ -	$ -	$ -	$ -	$ -	$ -	$ -	$ -	$ -	$ -	$ -	$ -
377	626000179		$ -	$ -	$ -	$ -	$ -	$ -	$ -	$ -	$ -	$ -	$ -	$ -	$ -
378	626000180		$ -	$ -	$ -	$ -	$ -	$ -	$ -	$ -	$ -	$ -	$ -	$ -	$ -
379	626000181		$ -	$ -	$ -	$ -	$ -	$ -	$ -	$ -	$ -	$ -	$ -	$ -	$ -
380	626000182		$ -	$ -	$ -	$ -	$ -	$ -	$ -	$ -	$ -	$ -	$ -	$ -	$ -
381	626000183		$ -	$ -	$ -	$ -	$ -	$ -	$ -	$ -	$ -	$ -	$ -	$ -	$ -
382	626000184		$ -	$ -	$ -	$ -	$ -	$ -	$ -	$ -	$ -	$ -	$ -	$ -	$ -
383	626000185		$ -	$ -	$ -	$ -	$ -	$ -	$ -	$ -	$ -	$ -	$ -	$ -	$ -
384	625000186		$ -	$ -	$ -	$ -	$ -	$ -	$ -	$ -	$ -	$ -	$ -	$ -	$ -
385	625000187		$ -	$ -	$ -	$ -	$ -	$ -	$ -	$ -	$ -	$ -	$ -	$ -	$ -
386	634000188		$ -	$ -	$ -	$ -	$ -	$ -	$ -	$ -	$ -	$ -	$ -	$ -	$ -
387	662000189		$ -	$ -	$ -	$ -	$ -	$ -	$ -	$ -	$ -	$ -	$ -	$ -	$ -
388	662000190		$ -	$ -	$ -	$ -	$ -	$ -	$ -	$ -	$ -	$ -	$ -	$ -	$ -
389	662000191		$ -	$ -	$ -	$ -	$ -	$ -	$ -	$ -	$ -	$ -	$ -	$ -	$ -
390	662000192		$ -	$ -	$ -	$ -	$ -	$ -	$ -	$ -	$ -	$ -	$ -	$ -	$ -
391	667000193		$ -	$ -	$ -	$ -	$ -	$ -	$ -	$ -	$ -	$ -	$ -	$ -	$ -
392	667000194		$ -	$ -	$ -	$ -	$ -	$ -	$ -	$ -	$ -	$ -	$ -	$ -	$ -
393	667000195		$ -	$ -	$ -	$ -	$ -	$ -	$ -	$ -	$ -	$ -	$ -	$ -	$ -
394	667000196		$ -	$ -	$ -	$ -	$ -	$ -	$ -	$ -	$ -	$ -	$ -	$ -	$ -
395	660000197		$ -	$ -	$ -	$ -	$ -	$ -	$ -	$ -	$ -	$ -	$ -	$ -	$ -
396	660000198		$ -	$ -	$ -	$ -	$ -	$ -	$ -	$ -	$ -	$ -	$ -	$ -	$ -
397	660000199		$ -	$ -	$ -	$ -	$ -	$ -	$ -	$ -	$ -	$ -	$ -	$ -	$ -
398	660000200		$ -	$ -	$ -	$ -	$ -	$ -	$ -	$ -	$ -	$ -	$ -	$ -	$ -
399	662000201		$ -	$ -	$ -	$ -	$ -	$ -	$ -	$ -	$ -	$ -	$ -	$ -	$ -
400	662000202		$ -	$ -	$ -	$ -	$ -	$ -	$ -	$ -	$ -	$ -	$ -	$ -	$ -
401	662000203		$ -	$ -	$ -	$ -	$ -	$ -	$ -	$ -	$ -	$ -	$ -	$ -	$ -
402	662000204		$ -	$ -	$ -	$ -	$ -	$ -	$ -	$ -	$ -	$ -	$ -	$ -	$ -
403	662000205		$ -	$ -	$ -	$ -	$ -	$ -	$ -	$ -	$ -	$ -	$ -	$ -	$ -
404	667000206		$ -	$ -	$ -	$ -	$ -	$ -	$ -	$ -	$ -	$ -	$ -	$ -	$ -
405	667000207		$ -	$ -	$ -	$ -	$ -	$ -	$ -	$ -	$ -	$ -	$ -	$ -	$ -
406	667000208		$ -	$ -	$ -	$ -	$ -	$ -	$ -	$ -	$ -	$ -	$ -	$ -	$ -
407	667000209		$ -	$ -	$ -	$ -	$ -	$ -	$ -	$ -	$ -	$ -	$ -	$ -	$ -
408	667000210		$ -	$ -	$ -	$ -	$ -	$ -	$ -	$ -	$ -	$ -	$ -	$ -	$ -
409	660000211		$ -	$ -	$ -	$ -	$ -	$ -	$ -	$ -	$ -	$ -	$ -	$ -	$ -
410	660000212		$ -	$ -	$ -	$ -	$ -	$ -	$ -	$ -	$ -	$ -	$ -	$ -	$ -
411	660000213		$ -	$ -	$ -	$ -	$ -	$ -	$ -	$ -	$ -	$ -	$ -	$ -	$ -
412	660000214		$ -	$ -	$ -	$ -	$ -	$ -	$ -	$ -	$ -	$ -	$ -	$ -	$ -
413	660000215		$ -	$ -	$ -	$ -	$ -	$ -	$ -	$ -	$ -	$ -	$ -	$ -	$ -
414	660000216		$ -	$ -	$ -	$ -	$ -	$ -	$ -	$ -	$ -	$ -	$ -	$ -	$ -
415	680000217		$ -	$ -	$ -	$ -	$ -	$ -	$ -	$ -	$ -	$ -	$ -	$ -	$ -
416	680000218		$ -	$ -	$ -	$ -	$ -	$ -	$ -	$ -	$ -	$ -	$ -	$ -	$ -
417	680000219		$ -	$ -	$ -	$ -	$ -	$ -	$ -	$ -	$ -	$ -	$ -	$ -	$ -

Sponsored by NMGC Witness Erik C. Buchanan

WP Plant 6 Accum Res Balances

NEW MEXICO GAS COMPANY, INC.

Accumulated Reserve Account
Base Period - 12 Months Ending March 31, 2023
Future Test Year - 12 Months Ending September 30, 2025

	A	B	AC	AD	AE	AF	AG
1							
2			Balance	Balance	Balance	Balance	Balance
3	Investment Number / Beginning Balance	FERC Account	**5/31/2025**	**6/30/2025**	**7/31/2025**	**8/31/2025**	**9/30/2025**
372	627000174	385.0	$ 1,333	$ 1,440	$ 1,547	$ 1,654	$ 1,761
373	627000175		$ -	$ -	$ -	$ -	$ -
374	627000176		$ -	$ -	$ -	$ -	$ -
375	626000177		$ -	$ -	$ -	$ -	$ -
376	626000178		$ -	$ -	$ -	$ -	$ -
377	626000179		$ -	$ -	$ -	$ -	$ -
378	626000180		$ -	$ -	$ -	$ -	$ -
379	626000181		$ -	$ -	$ -	$ -	$ -
380	626000182		$ -	$ -	$ -	$ -	$ -
381	626000183		$ -	$ -	$ -	$ -	$ -
382	626000184		$ -	$ -	$ -	$ -	$ -
383	626000185		$ -	$ -	$ -	$ -	$ -
384	625000186		$ -	$ -	$ -	$ -	$ -
385	625000187		$ -	$ -	$ -	$ -	$ -
386	634000188		$ -	$ -	$ -	$ -	$ -
387	662000189		$ -	$ -	$ -	$ -	$ -
388	662000190		$ -	$ -	$ -	$ -	$ -
389	662000191		$ -	$ -	$ -	$ -	$ -
390	662000192		$ -	$ -	$ -	$ -	$ -
391	667000193		$ -	$ -	$ -	$ -	$ -
392	667000194		$ -	$ -	$ -	$ -	$ -
393	667000195		$ -	$ -	$ -	$ -	$ -
394	667000196		$ -	$ -	$ -	$ -	$ -
395	660000197		$ -	$ -	$ -	$ -	$ -
396	660000198		$ -	$ -	$ -	$ -	$ -
397	660000199		$ -	$ -	$ -	$ -	$ -
398	660000200		$ -	$ -	$ -	$ -	$ -
399	662000201		$ -	$ -	$ -	$ -	$ -
400	662000202		$ -	$ -	$ -	$ -	$ -
401	662000203		$ -	$ -	$ -	$ -	$ -
402	662000204		$ -	$ -	$ -	$ -	$ -
403	662000205		$ -	$ -	$ -	$ -	$ -
404	667000206		$ -	$ -	$ -	$ -	$ -
405	667000207		$ -	$ -	$ -	$ -	$ -
406	667000208		$ -	$ -	$ -	$ -	$ -
407	667000209		$ -	$ -	$ -	$ -	$ -
408	667000210		$ -	$ -	$ -	$ -	$ -
409	660000211		$ -	$ -	$ -	$ -	$ -
410	660000212		$ -	$ -	$ -	$ -	$ -
411	660000213		$ -	$ -	$ -	$ -	$ -
412	660000214		$ -	$ -	$ -	$ -	$ -
413	660000215		$ -	$ -	$ -	$ -	$ -
414	660000216		$ -	$ -	$ -	$ -	$ -
415	680000217		$ -	$ -	$ -	$ -	$ -
416	680000218		$ -	$ -	$ -	$ -	$ -
417	680000219		$ -	$ -	$ -	$ -	$ -

Sponsored by NMGC Witness Erik C. Buchanan

WP Plant 6 Accum Res Balances

NEW MEXICO GAS COMPANY, INC.

Accumulated Reserve Account
Base Period - 12 Months Ending March 31, 2023
Future Test Year - 12 Months Ending September 30, 2025

	A	B	C	D	E	F	G	H	I	J	K	L	M	N	O
1			Adjusted Base Period												
2			Balance	Balance	Balance	Balance	Balance	Balance	Balance	Balance	Balance	Balance	Balance	Balance	Balance
3	Investment Number / Beginning Balance	FERC Account	**3/31/2023**	**4/30/2023**	**5/31/2023**	**6/30/2023**	**7/31/2023**	**8/31/2023**	**9/30/2023**	**10/31/2023**	**11/30/2023**	**12/31/2023**	**1/31/2024**	**2/29/2024**	**3/31/2024**
418	684000220		$ -	$ -	$ -	$ -	$ -	$ -	$ -	$ -	$ -	$ -	$ -	$ -	$ -
419	684000221		$ -	$ -	$ -	$ -	$ -	$ -	$ -	$ -	$ -	$ -	$ -	$ -	$ -
420	684000222		$ -	$ -	$ -	$ -	$ -	$ -	$ -	$ -	$ -	$ -	$ -	$ -	$ -
421	684000223		$ -	$ -	$ -	$ -	$ -	$ -	$ -	$ -	$ -	$ -	$ -	$ -	$ -
422	685000224		$ -	$ -	$ -	$ -	$ -	$ -	$ -	$ -	$ -	$ -	$ -	$ -	$ -
423	685000225		$ -	$ -	$ -	$ -	$ -	$ -	$ -	$ -	$ -	$ -	$ -	$ -	$ -
424	685000226		$ -	$ -	$ -	$ -	$ -	$ -	$ -	$ -	$ -	$ -	$ -	$ -	$ -
425	680000227		$ -	$ -	$ -	$ -	$ -	$ -	$ -	$ -	$ -	$ -	$ -	$ -	$ -
426	680000228	376.1	$ -	$ -	$ -	$ -	$ -	$ -	$ -	$ -	$ -	$ -	$ -	$ -	$ -
427	680000228	376.2	$ -	$ -	$ -	$ -	$ -	$ -	$ -	$ -	$ -	$ -	$ -	$ -	$ -
428	680000228	376.4	$ -	$ -	$ -	$ -	$ -	$ -	$ -	$ -	$ -	$ -	$ -	$ -	$ -
429	680000228	380.0	$ -	$ -	$ -	$ -	$ -	$ -	$ -	$ -	$ -	$ -	$ -	$ -	$ -
430	680000229		$ -	$ -	$ -	$ -	$ -	$ -	$ -	$ -	$ -	$ -	$ -	$ -	$ -
431	680000230		$ -	$ -	$ -	$ -	$ -	$ -	$ -	$ -	$ -	$ -	$ -	$ -	$ -
432	680000231	378.0	$ -	$ -	$ -	$ -	$ -	$ -	$ -	$ -	$ -	$ -	$ -	$ -	$ -
433	680000231	385.0	$ -	$ -	$ -	$ -	$ -	$ -	$ -	$ -	$ -	$ -	$ -	$ -	$ -
434	680000232		$ -	$ -	$ -	$ -	$ -	$ -	$ -	$ -	$ -	$ -	$ -	$ -	$ -
435	680000233		$ -	$ -	$ -	$ -	$ -	$ -	$ -	$ -	$ -	$ -	$ -	$ -	$ -
436	684000234		$ -	$ -	$ -	$ -	$ -	$ -	$ -	$ -	$ -	$ -	$ -	$ -	$ -
437	684000235		$ -	$ -	$ -	$ -	$ -	$ -	$ -	$ -	$ -	$ -	$ -	$ -	$ -
438	684000236		$ -	$ -	$ -	$ -	$ -	$ -	$ -	$ -	$ -	$ -	$ -	$ -	$ -
439	684000237		$ -	$ -	$ -	$ -	$ -	$ -	$ -	$ -	$ -	$ -	$ -	$ -	$ -
440	684000238		$ -	$ -	$ -	$ -	$ -	$ -	$ -	$ -	$ -	$ -	$ -	$ -	$ -
441	685000239		$ -	$ -	$ -	$ -	$ -	$ -	$ -	$ -	$ -	$ -	$ -	$ -	$ -
442	685000240		$ -	$ -	$ -	$ -	$ -	$ -	$ -	$ -	$ -	$ -	$ -	$ -	$ -
443	685000241	378.0	$ -	$ -	$ -	$ -	$ -	$ -	$ -	$ -	$ -	$ -	$ -	$ -	$ -
444	685000241	385.0	$ -	$ -	$ -	$ -	$ -	$ -	$ -	$ -	$ -	$ -	$ -	$ -	$ -
445	685000242		$ -	$ -	$ -	$ -	$ -	$ -	$ -	$ -	$ -	$ -	$ -	$ -	$ -
446	685000243		$ -	$ -	$ -	$ -	$ -	$ -	$ -	$ -	$ -	$ -	$ -	$ -	$ -
447	601000244	369.0	$ -	$ -	$ -	$ -	$ -	$ -	$ -	$ -	$ -	$ -	$ -	$ -	$ -
448	601000245	368.0	$ -	$ -	$ -	$ -	$ -	$ -	$ -	$ -	$ -	$ -	$ -	$ -	$ -
449	601000245	369.0	$ -	$ -	$ -	$ -	$ -	$ -	$ -	$ -	$ -	$ -	$ -	$ -	$ -
450	610000246	390.0	$ -	$ -	$ -	$ -	$ -	$ -	$ -	$ -	$ -	$ -	$ -	$ -	$ -
451	601000247	393.0	$ -	$ -	$ -	$ -	$ -	$ -	$ -	$ -	$ -	$ -	$ -	$ -	$ -
452	601000247	396.0	$ -	$ -	$ -	$ -	$ -	$ -	$ -	$ -	$ -	$ -	$ -	$ -	$ -
453	601000248	392.0	$ -	$ -	$ -	$ -	$ -	$ -	$ -	$ -	$ -	$ -	$ -	$ -	$ -
454	601000248	392.1	$ -	$ -	$ -	$ -	$ -	$ -	$ -	$ -	$ -	$ -	$ -	$ -	$ -
455	601000248	392.2	$ -	$ -	$ -	$ -	$ -	$ -	$ -	$ -	$ -	$ -	$ -	$ -	$ -
456	601000248	392.3	$ -	$ -	$ -	$ -	$ -	$ -	$ -	$ -	$ -	$ -	$ -	$ -	$ -
457	601000249		$ -	$ -	$ -	$ -	$ -	$ -	$ -	$ -	$ -	$ -	$ -	$ -	$ -
458	621000250		$ -	$ -	$ -	$ -	$ -	$ -	$ -	$ -	$ -	$ -	$ -	$ -	$ -
459	622000251		$ -	$ -	$ -	$ -	$ -	$ -	$ -	$ -	$ -	$ -	$ -	$ -	$ -
460	632000252		$ -	$ -	$ -	$ -	$ -	$ -	$ -	$ -	$ -	$ -	$ -	$ -	$ -
461	632000253		$ -	$ -	$ -	$ -	$ -	$ -	$ -	$ -	$ -	$ -	$ -	$ -	$ -
462	633000254		$ -	$ -	$ -	$ -	$ -	$ -	$ -	$ -	$ -	$ -	$ -	$ -	$ -
463	610000255		$ -	$ -	$ -	$ -	$ -	$ -	$ -	$ -	$ -	$ -	$ -	$ -	$ -

Sponsored by NMGC Witness Erik C. Buchanan

WP Plant 6 Accum Res Balances

NEW MEXICO GAS COMPANY, INC.

Accumulated Reserve Account
Base Period - 12 Months Ending March 31, 2023
Future Test Year - 12 Months Ending September 30, 2025

	A	B	P	Q	R	S	T	U	V	W	X	Y	Z	AA	AB
1															
2			Balance	Balance	Balance	Balance	Balance	Balance	Balance	Balance	Balance	Balance	Balance	Balance	Balance
3	Investment Number / Beginning Balance	FERC Account	4/30/2024	5/31/2024	6/30/2024	7/31/2024	8/31/2024	9/30/2024	10/31/2024	11/30/2024	12/31/2024	1/31/2025	2/28/2025	3/31/2025	4/30/2025
418	684000220		$ -	$ -	$ -	$ -	$ -	$ -	$ -	$ -	$ -	$ -	$ -	$ -	$ -
419	684000221		$ -	$ -	$ -	$ -	$ -	$ -	$ -	$ -	$ -	$ -	$ -	$ -	$ -
420	684000222		$ -	$ -	$ -	$ -	$ -	$ -	$ -	$ -	$ -	$ -	$ -	$ -	$ -
421	684000223		$ -	$ -	$ -	$ -	$ -	$ -	$ -	$ -	$ -	$ -	$ -	$ -	$ -
422	685000224		$ -	$ -	$ -	$ -	$ -	$ -	$ -	$ -	$ -	$ -	$ -	$ -	$ -
423	685000225		$ -	$ -	$ -	$ -	$ -	$ -	$ -	$ -	$ -	$ -	$ -	$ -	$ -
424	685000226		$ -	$ -	$ -	$ -	$ -	$ -	$ -	$ -	$ -	$ -	$ -	$ -	$ -
425	680000227		$ -	$ -	$ -	$ -	$ -	$ -	$ -	$ -	$ -	$ -	$ -	$ -	$ -
426	680000228	376.1	$ -	$ -	$ -	$ -	$ -	$ -	$ -	$ -	$ -	$ -	$ -	$ -	$ -
427	680000228	376.2	$ -	$ -	$ -	$ -	$ -	$ -	$ -	$ -	$ -	$ -	$ -	$ -	$ -
428	680000228	376.4	$ -	$ -	$ -	$ -	$ -	$ -	$ -	$ -	$ -	$ -	$ -	$ -	$ -
429	680000228	380.0	$ -	$ -	$ -	$ -	$ -	$ -	$ -	$ -	$ -	$ -	$ -	$ -	$ -
430	680000229		$ -	$ -	$ -	$ -	$ -	$ -	$ -	$ -	$ -	$ -	$ -	$ -	$ -
431	680000230		$ -	$ -	$ -	$ -	$ -	$ -	$ -	$ -	$ -	$ -	$ -	$ -	$ -
432	680000231	378.0	$ -	$ -	$ -	$ -	$ -	$ -	$ -	$ -	$ -	$ -	$ -	$ -	$ -
433	680000231	385.0	$ -	$ -	$ -	$ -	$ -	$ -	$ -	$ -	$ -	$ -	$ -	$ -	$ -
434	680000232		$ -	$ -	$ -	$ -	$ -	$ -	$ -	$ -	$ -	$ -	$ -	$ -	$ -
435	680000233		$ -	$ -	$ -	$ -	$ -	$ -	$ -	$ -	$ -	$ -	$ -	$ -	$ -
436	684000234		$ -	$ -	$ -	$ -	$ -	$ -	$ -	$ -	$ -	$ -	$ -	$ -	$ -
437	684000235		$ -	$ -	$ -	$ -	$ -	$ -	$ -	$ -	$ -	$ -	$ -	$ -	$ -
438	684000236		$ -	$ -	$ -	$ -	$ -	$ -	$ -	$ -	$ -	$ -	$ -	$ -	$ -
439	684000237		$ -	$ -	$ -	$ -	$ -	$ -	$ -	$ -	$ -	$ -	$ -	$ -	$ -
440	684000238		$ -	$ -	$ -	$ -	$ -	$ -	$ -	$ -	$ -	$ -	$ -	$ -	$ -
441	685000239		$ -	$ -	$ -	$ -	$ -	$ -	$ -	$ -	$ -	$ -	$ -	$ -	$ -
442	685000240		$ -	$ -	$ -	$ -	$ -	$ -	$ -	$ -	$ -	$ -	$ -	$ -	$ -
443	685000241	378.0	$ 1	$ 2	$ 3	$ 6	$ 9	$ 12	$ 16	$ 21	$ 25	$ 32	$ 39	$ 46	$ 53
444	685000241	385.0	$ 4	$ 7	$ 11	$ 19	$ 28	$ 37	$ 51	$ 65	$ 79	$ 100	$ 122	$ 143	$ 167
445	685000242		$ -	$ -	$ -	$ -	$ -	$ -	$ -	$ -	$ -	$ -	$ -	$ -	$ -
446	685000243		$ -	$ -	$ -	$ -	$ -	$ -	$ -	$ -	$ -	$ -	$ -	$ -	$ -
447	601000244	369.0	$ -	$ -	$ -	$ -	$ -	$ -	$ -	$ -	$ -	$ -	$ -	$ -	$ -
448	601000245	368.0	$ -	$ -	$ -	$ -	$ -	$ -	$ -	$ -	$ -	$ -	$ -	$ -	$ -
449	601000245	369.0	$ -	$ -	$ -	$ -	$ -	$ -	$ -	$ -	$ -	$ -	$ -	$ -	$ -
450	610000246	390.0	$ -	$ -	$ -	$ -	$ -	$ -	$ -	$ -	$ -	$ -	$ -	$ -	$ -
451	601000247	393.0	$ -	$ -	$ -	$ -	$ -	$ -	$ -	$ -	$ -	$ -	$ -	$ -	$ -
452	601000247	396.0	$ -	$ -	$ -	$ -	$ -	$ -	$ -	$ -	$ -	$ -	$ -	$ -	$ -
453	601000248	392.0	$ -	$ -	$ -	$ -	$ -	$ -	$ -	$ -	$ -	$ -	$ -	$ -	$ -
454	601000248	392.1	$ -	$ -	$ -	$ -	$ -	$ -	$ -	$ -	$ -	$ -	$ -	$ -	$ -
455	601000248	392.2	$ -	$ -	$ -	$ -	$ -	$ -	$ -	$ -	$ -	$ -	$ -	$ -	$ -
456	601000248	392.3	$ -	$ -	$ -	$ -	$ -	$ -	$ -	$ -	$ -	$ -	$ -	$ -	$ -
457	601000249		$ -	$ -	$ -	$ -	$ -	$ -	$ -	$ -	$ -	$ -	$ -	$ -	$ -
458	621000250		$ -	$ -	$ -	$ -	$ -	$ -	$ -	$ -	$ -	$ -	$ -	$ -	$ -
459	622000251		$ -	$ -	$ -	$ -	$ -	$ -	$ -	$ -	$ -	$ -	$ -	$ -	$ -
460	632000252		$ -	$ -	$ -	$ -	$ -	$ -	$ -	$ -	$ -	$ -	$ -	$ -	$ -
461	632000253		$ -	$ -	$ -	$ -	$ -	$ -	$ -	$ -	$ -	$ -	$ -	$ -	$ -
462	633000254		$ -	$ -	$ -	$ -	$ -	$ -	$ -	$ -	$ -	$ -	$ -	$ -	$ -
463	610000255		$ -	$ -	$ -	$ -	$ -	$ -	$ -	$ -	$ -	$ -	$ -	$ -	$ -

Sponsored by NMGC Witness Erik C. Buchanan

WP Plant 6 Accum Res Balances

NEW MEXICO GAS COMPANY, INC.

Accumulated Reserve Account
Base Period - 12 Months Ending March 31, 2023
Future Test Year - 12 Months Ending September 30, 2025

	A	B	AC	AD	AE	AF	AG
1							
2			Balance	Balance	Balance	Balance	Balance
3	Investment Number / Beginning Balance	FERC Account	**5/31/2025**	**6/30/2025**	**7/31/2025**	**8/31/2025**	**9/30/2025**
418	684000220		$ -	$ -	$ -	$ -	$ -
419	684000221		$ -	$ -	$ -	$ -	$ -
420	684000222		$ -	$ -	$ -	$ -	$ -
421	684000223		$ -	$ -	$ -	$ -	$ -
422	685000224		$ -	$ -	$ -	$ -	$ -
423	685000225		$ -	$ -	$ -	$ -	$ -
424	685000226		$ -	$ -	$ -	$ -	$ -
425	680000227		$ -	$ -	$ -	$ -	$ -
426	680000228	376.1	$ -	$ -	$ -	$ -	$ -
427	680000228	376.2	$ -	$ -	$ -	$ -	$ -
428	680000228	376.4	$ -	$ -	$ -	$ -	$ -
429	680000228	380.0	$ -	$ -	$ -	$ -	$ -
430	680000229		$ -	$ -	$ -	$ -	$ -
431	680000230		$ -	$ -	$ -	$ -	$ -
432	680000231	378.0	$ -	$ -	$ -	$ -	$ -
433	680000231	385.0	$ -	$ -	$ -	$ -	$ -
434	680000232		$ -	$ -	$ -	$ -	$ -
435	680000233		$ -	$ -	$ -	$ -	$ -
436	684000234		$ -	$ -	$ -	$ -	$ -
437	684000235		$ -	$ -	$ -	$ -	$ -
438	684000236		$ -	$ -	$ -	$ -	$ -
439	684000237		$ -	$ -	$ -	$ -	$ -
440	684000238		$ -	$ -	$ -	$ -	$ -
441	685000239		$ -	$ -	$ -	$ -	$ -
442	685000240		$ -	$ -	$ -	$ -	$ -
443	685000241	378.0	$ 61	$ 69	$ 79	$ 88	$ 98
444	685000241	385.0	$ 192	$ 217	$ 247	$ 277	$ 307
445	685000242		$ -	$ -	$ -	$ -	$ -
446	685000243		$ -	$ -	$ -	$ -	$ -
447	601000244	369.0	$ -	$ -	$ -	$ -	$ -
448	601000245	368.0	$ -	$ -	$ -	$ -	$ -
449	601000245	369.0	$ -	$ -	$ -	$ -	$ -
450	610000246	390.0	$ -	$ -	$ -	$ -	$ -
451	601000247	393.0	$ -	$ -	$ -	$ -	$ -
452	601000247	396.0	$ -	$ -	$ -	$ -	$ -
453	601000248	392.0	$ -	$ -	$ -	$ -	$ -
454	601000248	392.1	$ -	$ -	$ -	$ -	$ -
455	601000248	392.2	$ -	$ -	$ -	$ -	$ -
456	601000248	392.3	$ -	$ -	$ -	$ -	$ -
457	601000249		$ -	$ -	$ -	$ -	$ -
458	621000250		$ -	$ -	$ -	$ -	$ -
459	622000251		$ -	$ -	$ -	$ -	$ -
460	632000252		$ -	$ -	$ -	$ -	$ -
461	632000253		$ -	$ -	$ -	$ -	$ -
462	633000254		$ -	$ -	$ -	$ -	$ -
463	610000255		$ -	$ -	$ -	$ -	$ -

Sponsored by NMGC Witness Erik C. Buchanan

WP Plant 6 Accum Res Balances

NEW MEXICO GAS COMPANY, INC.

Accumulated Reserve Account
Base Period - 12 Months Ending March 31, 2023
Future Test Year - 12 Months Ending September 30, 2025

	A	B	C	D	E	F	G	H	I	J	K	L	M	N	O
1			Adjusted Base Period												
2			Balance	Balance	Balance	Balance	Balance	Balance	Balance	Balance	Balance	Balance	Balance	Balance	Balance
3	Investment Number / Beginning Balance	FERC Account	**3/31/2023**	**4/30/2023**	**5/31/2023**	**6/30/2023**	**7/31/2023**	**8/31/2023**	**9/30/2023**	**10/31/2023**	**11/30/2023**	**12/31/2023**	**1/31/2024**	**2/29/2024**	**3/31/2024**
464	620000256		$ -	$ -	$ -	$ -	$ -	$ -	$ -	$ -	$ -	$ -	$ -	$ -	$ -
465	624000257		$ -	$ -	$ -	$ -	$ -	$ -	$ -	$ -	$ -	$ -	$ -	$ -	$ -
466	627000258		$ -	$ -	$ -	$ -	$ -	$ -	$ -	$ -	$ -	$ -	$ -	$ -	$ -
467	624000259		$ -	$ -	$ -	$ -	$ -	$ -	$ -	$ -	$ -	$ -	$ -	$ -	$ -
468	629000260		$ -	$ -	$ -	$ -	$ -	$ -	$ -	$ -	$ -	$ -	$ -	$ -	$ -
469	626000261		$ -	$ -	$ -	$ -	$ -	$ -	$ -	$ -	$ -	$ -	$ -	$ -	$ -
470	662000262		$ -	$ -	$ -	$ -	$ -	$ -	$ -	$ -	$ -	$ -	$ -	$ -	$ -
471	660000263		$ -	$ -	$ -	$ -	$ -	$ -	$ -	$ -	$ -	$ -	$ -	$ -	$ -
472	667000264		$ -	$ -	$ -	$ -	$ -	$ -	$ -	$ -	$ -	$ -	$ -	$ -	$ -
473	680000265		$ -	$ -	$ -	$ -	$ -	$ -	$ -	$ -	$ -	$ -	$ -	$ -	$ -
474	684000266		$ -	$ -	$ -	$ -	$ -	$ -	$ -	$ -	$ -	$ -	$ -	$ -	$ -
475	610000267		$ -	$ -	$ -	$ -	$ -	$ -	$ -	$ -	$ -	$ -	$ -	$ -	$ -
476	610000268	303.3	$ -	$ -	$ -	$ -	$ -	$ -	$ -	$ -	$ -	$ -	$ -	$ -	$ -
477	601000500	367.1	$ -	$ -	$ -	$ -	$ -	$ -	$ -	$ -	$ -	$ -	$ -	$ -	$ -
478	601000500	368.0	$ -	$ -	$ -	$ -	$ -	$ -	$ -	$ -	$ -	$ -	$ -	$ -	$ -
479	601000500	369.0	$ -	$ -	$ -	$ -	$ -	$ -	$ -	$ -	$ -	$ -	$ -	$ -	$ -
480	T680000501	367.1	$ -	$ -	$ -	$ -	$ -	$ -	$ -	$ -	$ -	$ -	$ -	$ -	$ -
481	T680000501	368.0	$ -	$ -	$ -	$ -	$ -	$ -	$ -	$ -	$ -	$ -	$ -	$ -	$ -
482	T680000501	369.0	$ -	$ -	$ -	$ -	$ -	$ -	$ -	$ -	$ -	$ -	$ -	$ -	$ -
483	T610000502	367.1	$ -	$ -	$ -	$ -	$ -	$ -	$ -	$ -	$ -	$ -	$ -	$ -	$ -
484	T610000502	368.0	$ -	$ -	$ -	$ -	$ -	$ -	$ -	$ -	$ -	$ -	$ -	$ -	$ -
485	T610000502	369.0	$ -	$ -	$ -	$ -	$ -	$ -	$ -	$ -	$ -	$ -	$ -	$ -	$ -
486	T610000503		$ -	$ -	$ -	$ -	$ -	$ -	$ -	$ -	$ -	$ -	$ -	$ -	$ -
487	601000504	367.1	$ -	$ -	$ -	$ -	$ -	$ -	$ -	$ -	$ -	$ -	$ -	$ -	$ -
488	601000504	368.0	$ -	$ -	$ -	$ -	$ -	$ -	$ -	$ -	$ -	$ -	$ -	$ -	$ -
489	601000504	369.0	$ -	$ -	$ -	$ -	$ -	$ -	$ -	$ -	$ -	$ -	$ -	$ -	$ -
490	T680000505	367.1	$ -	$ -	$ -	$ -	$ -	$ -	$ -	$ -	$ -	$ -	$ -	$ -	$ -
491	T680000505	368.0	$ -	$ -	$ -	$ -	$ -	$ -	$ -	$ -	$ -	$ -	$ -	$ -	$ -
492	T680000505	369.0	$ -	$ -	$ -	$ -	$ -	$ -	$ -	$ -	$ -	$ -	$ -	$ -	$ -
493	T626000506	367.1	$ -	$ -	$ -	$ -	$ -	$ -	$ -	$ -	$ -	$ -	$ -	$ -	$ -
494	T626000506	368.0	$ -	$ -	$ -	$ -	$ -	$ -	$ -	$ -	$ -	$ -	$ -	$ -	$ -
495	T626000506	369.0	$ -	$ -	$ -	$ -	$ -	$ -	$ -	$ -	$ -	$ -	$ -	$ -	$ -
496	T624000507	367.1	$ -	$ -	$ -	$ -	$ -	$ -	$ -	$ -	$ -	$ -	$ -	$ -	$ -
497	T624000507	368.0	$ -	$ -	$ -	$ -	$ -	$ -	$ -	$ -	$ -	$ -	$ -	$ -	$ -
498	T624000507	369.0	$ -	$ -	$ -	$ -	$ -	$ -	$ -	$ -	$ -	$ -	$ -	$ -	$ -
499	T610000508	367.1	$ -	$ -	$ -	$ -	$ -	$ -	$ -	$ -	$ -	$ -	$ -	$ -	$ -
500	T610000508	368.0	$ -	$ -	$ -	$ -	$ -	$ -	$ -	$ -	$ -	$ -	$ -	$ -	$ -
501	T610000508	369.0	$ -	$ -	$ -	$ -	$ -	$ -	$ -	$ -	$ -	$ -	$ -	$ -	$ -
502	T610000509	367.1	$ -	$ -	$ -	$ -	$ -	$ -	$ -	$ -	$ -	$ -	$ -	$ -	$ -
503	T610000509	368.0	$ -	$ -	$ -	$ -	$ -	$ -	$ -	$ -	$ -	$ -	$ -	$ -	$ -
504	T610000509	369.0	$ -	$ -	$ -	$ -	$ -	$ -	$ -	$ -	$ -	$ -	$ -	$ -	$ -
505	601000510	367.1	$ -	$ -	$ -	$ -	$ -	$ -	$ -	$ -	$ -	$ -	$ -	$ -	$ -
506	601000510	368.0	$ -	$ -	$ -	$ -	$ -	$ -	$ -	$ -	$ -	$ -	$ -	$ -	$ -
507	601000510	369.0	$ -	$ -	$ -	$ -	$ -	$ -	$ -	$ -	$ -	$ -	$ -	$ -	$ -
508	601000511	367.1	$ -	$ -	$ -	$ -	$ -	$ -	$ -	$ -	$ -	$ -	$ -	$ -	$ -
509	601000511	368.0	$ -	$ -	$ -	$ -	$ -	$ -	$ -	$ -	$ -	$ -	$ -	$ -	$ -

Sponsored by NMGC Witness Erik C. Buchanan

WP Plant 6 Accum Res Balances

NEW MEXICO GAS COMPANY, INC.

Accumulated Reserve Account
Base Period - 12 Months Ending March 31, 2023
Future Test Year - 12 Months Ending September 30, 2025

	A	B	P	Q	R	S	T	U	V	W	X	Y	Z	AA	AB
1															
2			Balance	Balance	Balance	Balance	Balance	Balance	Balance	Balance	Balance	Balance	Balance	Balance	Balance
3	Investment Number / Beginning Balance	FERC Account	4/30/2024	5/31/2024	6/30/2024	7/31/2024	8/31/2024	9/30/2024	10/31/2024	11/30/2024	12/31/2024	1/31/2025	2/28/2025	3/31/2025	4/30/2025
464	620000256		$ -	$ -	$ -	$ -	$ -	$ -	$ -	$ -	$ -	$ -	$ -	$ -	$ -
465	624000257		$ -	$ -	$ -	$ -	$ -	$ -	$ -	$ -	$ -	$ -	$ -	$ -	$ -
466	627000258		$ -	$ -	$ -	$ -	$ -	$ -	$ -	$ -	$ -	$ -	$ -	$ -	$ -
467	624000259		$ -	$ -	$ -	$ -	$ -	$ -	$ -	$ -	$ -	$ -	$ -	$ -	$ -
468	629000260		$ -	$ -	$ -	$ -	$ -	$ -	$ -	$ -	$ -	$ -	$ -	$ -	$ -
469	626000261		$ -	$ -	$ -	$ -	$ -	$ -	$ -	$ -	$ -	$ -	$ -	$ -	$ -
470	662000262		$ -	$ -	$ -	$ -	$ -	$ -	$ -	$ -	$ -	$ -	$ -	$ -	$ -
471	660000263		$ -	$ -	$ -	$ -	$ -	$ -	$ -	$ -	$ -	$ -	$ -	$ -	$ -
472	667000264		$ -	$ -	$ -	$ -	$ -	$ -	$ -	$ -	$ -	$ -	$ -	$ -	$ -
473	680000265		$ -	$ -	$ -	$ -	$ -	$ -	$ -	$ -	$ -	$ -	$ -	$ -	$ -
474	684000266		$ -	$ -	$ -	$ -	$ -	$ -	$ -	$ -	$ -	$ -	$ -	$ -	$ -
475	610000267		$ -	$ -	$ -	$ -	$ -	$ -	$ -	$ -	$ -	$ -	$ -	$ -	$ -
476	610000268	303.3	$ -	$ -	$ -	$ -	$ -	$ -	$ -	$ -	$ -	$ -	$ -	$ -	$ -
477	601000500	367.1	$ -	$ -	$ -	$ -	$ -	$ -	$ -	$ -	$ -	$ -	$ -	$ -	$ -
478	601000500	368.0	$ -	$ -	$ -	$ -	$ -	$ -	$ -	$ -	$ -	$ -	$ -	$ -	$ -
479	601000500	369.0	$ -	$ -	$ -	$ -	$ -	$ -	$ -	$ -	$ -	$ -	$ -	$ -	$ -
480	T680000501	367.1	$ -	$ -	$ -	$ -	$ -	$ -	$ -	$ -	$ -	$ -	$ -	$ -	$ -
481	T680000501	368.0	$ -	$ -	$ -	$ -	$ -	$ -	$ -	$ -	$ -	$ -	$ -	$ -	$ -
482	T680000501	369.0	$ -	$ -	$ -	$ -	$ -	$ -	$ -	$ -	$ -	$ -	$ -	$ -	$ -
483	T610000502	367.1	$ -	$ -	$ -	$ -	$ -	$ -	$ -	$ -	$ -	$ -	$ -	$ -	$ -
484	T610000502	368.0	$ -	$ -	$ -	$ -	$ -	$ -	$ -	$ -	$ -	$ -	$ -	$ -	$ -
485	T610000502	369.0	$ -	$ -	$ -	$ -	$ -	$ -	$ -	$ -	$ -	$ -	$ -	$ -	$ -
486	T610000503		$ -	$ -	$ -	$ -	$ -	$ -	$ -	$ -	$ -	$ -	$ -	$ -	$ -
487	601000504	367.1	$ -	$ -	$ -	$ -	$ -	$ -	$ -	$ -	$ -	$ -	$ -	$ -	$ -
488	601000504	368.0	$ -	$ -	$ -	$ -	$ -	$ -	$ -	$ -	$ -	$ -	$ -	$ -	$ -
489	601000504	369.0	$ -	$ -	$ -	$ -	$ -	$ -	$ -	$ -	$ -	$ -	$ -	$ -	$ -
490	T680000505	367.1	$ -	$ -	$ -	$ -	$ -	$ -	$ -	$ -	$ -	$ -	$ -	$ -	$ -
491	T680000505	368.0	$ -	$ -	$ -	$ -	$ -	$ -	$ -	$ -	$ -	$ -	$ -	$ -	$ -
492	T680000505	369.0	$ -	$ -	$ -	$ -	$ -	$ -	$ -	$ -	$ -	$ -	$ -	$ -	$ -
493	T626000506	367.1	$ -	$ -	$ -	$ -	$ -	$ -	$ -	$ -	$ -	$ -	$ -	$ -	$ -
494	T626000506	368.0	$ -	$ -	$ -	$ -	$ -	$ -	$ -	$ -	$ -	$ -	$ -	$ -	$ -
495	T626000506	369.0	$ -	$ -	$ -	$ -	$ -	$ -	$ -	$ -	$ -	$ -	$ -	$ -	$ -
496	T624000507	367.1	$ -	$ -	$ -	$ -	$ -	$ -	$ -	$ -	$ -	$ -	$ -	$ -	$ -
497	T624000507	368.0	$ -	$ -	$ -	$ -	$ -	$ -	$ -	$ -	$ -	$ -	$ -	$ -	$ -
498	T624000507	369.0	$ -	$ -	$ -	$ -	$ -	$ -	$ -	$ -	$ -	$ -	$ -	$ -	$ -
499	T610000508	367.1	$ -	$ -	$ -	$ -	$ -	$ -	$ -	$ -	$ -	$ -	$ -	$ -	$ -
500	T610000508	368.0	$ -	$ -	$ -	$ -	$ -	$ -	$ -	$ -	$ -	$ -	$ -	$ -	$ -
501	T610000508	369.0	$ -	$ -	$ -	$ -	$ -	$ -	$ -	$ -	$ -	$ -	$ -	$ -	$ -
502	T610000509	367.1	$ -	$ -	$ -	$ -	$ -	$ -	$ -	$ -	$ -	$ -	$ -	$ -	$ -
503	T610000509	368.0	$ -	$ -	$ -	$ -	$ -	$ -	$ -	$ -	$ -	$ -	$ -	$ -	$ -
504	T610000509	369.0	$ -	$ -	$ -	$ -	$ -	$ -	$ -	$ -	$ -	$ -	$ -	$ -	$ -
505	601000510	367.1	$ -	$ -	$ -	$ -	$ -	$ -	$ -	$ -	$ -	$ -	$ -	$ -	$ -
506	601000510	368.0	$ -	$ -	$ -	$ -	$ -	$ -	$ -	$ -	$ -	$ -	$ -	$ -	$ -
507	601000510	369.0	$ -	$ -	$ -	$ -	$ -	$ -	$ -	$ -	$ -	$ -	$ -	$ -	$ -
508	601000511	367.1	$ -	$ -	$ -	$ -	$ -	$ -	$ -	$ -	$ -	$ -	$ -	$ -	$ -
509	601000511	368.0	$ -	$ -	$ -	$ -	$ -	$ -	$ -	$ -	$ -	$ -	$ -	$ -	$ -

Sponsored by NMGC Witness Erik C. Buchanan

WP Plant 6 Accum Res Balances

NEW MEXICO GAS COMPANY, INC.

Accumulated Reserve Account
Base Period - 12 Months Ending March 31, 2023
Future Test Year - 12 Months Ending September 30, 2025

	A	B	AC	AD	AE	AF	AG
1							
2			Balance	Balance	Balance	Balance	Balance
3	Investment Number / Beginning Balance	FERC Account	**5/31/2025**	**6/30/2025**	**7/31/2025**	**8/31/2025**	**9/30/2025**
464	620000256		$ -	$ -	$ -	$ -	$ -
465	624000257		$ -	$ -	$ -	$ -	$ -
466	627000258		$ -	$ -	$ -	$ -	$ -
467	624000259		$ -	$ -	$ -	$ -	$ -
468	629000260		$ -	$ -	$ -	$ -	$ -
469	626000261		$ -	$ -	$ -	$ -	$ -
470	662000262		$ -	$ -	$ -	$ -	$ -
471	660000263		$ -	$ -	$ -	$ -	$ -
472	667000264		$ -	$ -	$ -	$ -	$ -
473	680000265		$ -	$ -	$ -	$ -	$ -
474	684000266		$ -	$ -	$ -	$ -	$ -
475	610000267		$ -	$ -	$ -	$ -	$ -
476	610000268	303.3	$ -	$ -	$ -	$ -	$ -
477	601000500	367.1	$ -	$ -	$ -	$ -	$ -
478	601000500	368.0	$ -	$ -	$ -	$ -	$ -
479	601000500	369.0	$ -	$ -	$ -	$ -	$ -
480	T680000501	367.1	$ -	$ -	$ -	$ -	$ -
481	T680000501	368.0	$ -	$ -	$ -	$ -	$ -
482	T680000501	369.0	$ -	$ -	$ -	$ -	$ -
483	T610000502	367.1	$ -	$ -	$ -	$ -	$ -
484	T610000502	368.0	$ -	$ -	$ -	$ -	$ -
485	T610000502	369.0	$ -	$ -	$ -	$ -	$ -
486	T610000503		$ -	$ -	$ -	$ -	$ -
487	601000504	367.1	$ -	$ -	$ -	$ -	$ -
488	601000504	368.0	$ -	$ -	$ -	$ -	$ -
489	601000504	369.0	$ -	$ -	$ -	$ -	$ -
490	T680000505	367.1	$ -	$ -	$ -	$ -	$ -
491	T680000505	368.0	$ -	$ -	$ -	$ -	$ -
492	T680000505	369.0	$ -	$ -	$ -	$ -	$ -
493	T626000506	367.1	$ -	$ -	$ -	$ -	$ -
494	T626000506	368.0	$ -	$ -	$ -	$ -	$ -
495	T626000506	369.0	$ -	$ -	$ -	$ -	$ -
496	T624000507	367.1	$ -	$ -	$ -	$ -	$ -
497	T624000507	368.0	$ -	$ -	$ -	$ -	$ -
498	T624000507	369.0	$ -	$ -	$ -	$ -	$ -
499	T610000508	367.1	$ -	$ -	$ -	$ -	$ -
500	T610000508	368.0	$ -	$ -	$ -	$ -	$ -
501	T610000508	369.0	$ -	$ -	$ -	$ -	$ -
502	T610000509	367.1	$ -	$ -	$ -	$ -	$ -
503	T610000509	368.0	$ -	$ -	$ -	$ -	$ -
504	T610000509	369.0	$ -	$ -	$ -	$ -	$ -
505	601000510	367.1	$ -	$ -	$ -	$ -	$ -
506	601000510	368.0	$ -	$ -	$ -	$ -	$ -
507	601000510	369.0	$ -	$ -	$ -	$ -	$ -
508	601000511	367.1	$ -	$ -	$ -	$ -	$ -
509	601000511	368.0	$ -	$ -	$ -	$ -	$ -

Sponsored by NMGC Witness Erik C. Buchanan

NEW MEXICO GAS COMPANY, INC.

Accumulated Reserve Account
Base Period - 12 Months Ending March 31, 2023
Future Test Year - 12 Months Ending September 30, 2025

	A	B	C	D	E	F	G	H	I	J	K	L	M	N	O
1			Adjusted Base Period												
2			Balance	Balance	Balance	Balance	Balance	Balance	Balance	Balance	Balance	Balance	Balance	Balance	Balance
3	Investment Number / Beginning Balance	FERC Account	**3/31/2023**	**4/30/2023**	**5/31/2023**	**6/30/2023**	**7/31/2023**	**8/31/2023**	**9/30/2023**	**10/31/2023**	**11/30/2023**	**12/31/2023**	**1/31/2024**	**2/29/2024**	**3/31/2024**
510	601000511	369.0	$ -	$ -	$ -	$ -	$ -	$ -	$ -	$ -	$ -	$ -	$ -	$ -	$ -
511	T660000512	367.1	$ -	$ -	$ -	$ -	$ -	$ -	$ -	$ -	$ -	$ -	$ -	$ -	$ -
512	T660000512	368.0	$ -	$ -	$ -	$ -	$ -	$ -	$ -	$ -	$ -	$ -	$ -	$ -	$ -
513	T660000512	369.0	$ -	$ -	$ -	$ -	$ -	$ -	$ -	$ -	$ -	$ -	$ -	$ -	$ -
514	601000513	367.1	$ -	$ -	$ -	$ -	$ 13	$ 26	$ 37	$ 54	$ 71	$ 88	$ 105	$ 121	$ 138
515	601000513	368.0	$ -	$ -	$ -	$ -	$ 15	$ 30	$ 47	$ 72	$ 96	$ 121	$ 146	$ 170	$ 195
516	601000513	369.0	$ -	$ -	$ -	$ -	$ 13	$ 27	$ 42	$ 64	$ 86	$ 108	$ 130	$ 151	$ 173
517	T610000514		$ -	$ -	$ -	$ -	$ -	$ -	$ -	$ -	$ -	$ -	$ -	$ -	$ -
518	601000515	367.1	$ -	$ -	$ -	$ -	$ -	$ -	$ -	$ -	$ -	$ -	$ -	$ -	$ -
519	601000515	368.0	$ -	$ -	$ -	$ -	$ -	$ -	$ -	$ -	$ -	$ -	$ -	$ -	$ -
520	601000515	369.0	$ -	$ -	$ -	$ -	$ -	$ -	$ -	$ -	$ -	$ -	$ -	$ -	$ -
521	601000516	367.1	$ -	$ -	$ -	$ -	$ -	$ -	$ -	$ -	$ -	$ -	$ -	$ -	$ -
522	601000516	368.0	$ -	$ -	$ -	$ -	$ -	$ -	$ -	$ -	$ -	$ -	$ -	$ -	$ -
523	601000516	369.0	$ -	$ -	$ -	$ -	$ -	$ -	$ -	$ -	$ -	$ -	$ -	$ -	$ -
524	T624000517	367.1	$ -	$ -	$ -	$ -	$ -	$ -	$ -	$ -	$ -	$ -	$ -	$ -	$ -
525	T624000517	368.0	$ -	$ -	$ -	$ -	$ -	$ -	$ -	$ -	$ -	$ -	$ -	$ -	$ -
526	T624000517	369.0	$ -	$ -	$ -	$ -	$ -	$ -	$ -	$ -	$ -	$ -	$ -	$ -	$ -
527	627000518		$ -	$ -	$ -	$ -	$ -	$ -	$ -	$ -	$ -	$ -	$ -	$ -	$ -
528	T621000519	367.1	$ -	$ -	$ -	$ -	$ -	$ -	$ -	$ -	$ -	$ -	$ -	$ -	$ -
529	T621000519	368.0	$ -	$ -	$ -	$ -	$ -	$ -	$ -	$ -	$ -	$ -	$ -	$ -	$ -
530	T621000519	369.0	$ -	$ -	$ -	$ -	$ -	$ -	$ -	$ -	$ -	$ -	$ -	$ -	$ -
531	601000520	376.1	$ -	$ -	$ -	$ -	$ -	$ -	$ -	$ -	$ -	$ -	$ -	$ -	$ -
532	601000520	376.2	$ -	$ -	$ -	$ -	$ -	$ -	$ -	$ -	$ -	$ -	$ -	$ -	$ -
533	601000520	376.4	$ -	$ -	$ -	$ -	$ -	$ -	$ -	$ -	$ -	$ -	$ -	$ -	$ -
534	601000520	380.0	$ -	$ -	$ -	$ -	$ -	$ -	$ -	$ -	$ -	$ -	$ -	$ -	$ -
535	T624000521	367.1	$ -	$ -	$ -	$ -	$ -	$ -	$ -	$ -	$ -	$ -	$ -	$ -	$ -
536	601000522	303.3	$ -	$ -	$ -	$ -	$ -	$ -	$ -	$ -	$ -	$ -	$ -	$ -	$ -
537	601000523	303.3	$ -	$ -	$ -	$ -	$ 7,132	$ 14,264	$ 21,396	$ 28,529	$ 35,661	$ 42,793	$ 49,925	$ 57,057	$ 64,189
538	601000524		$ -	$ -	$ -	$ -	$ -	$ -	$ -	$ -	$ -	$ -	$ -	$ -	$ -
539	610000525	376.1	$ -	$ -	$ -	$ -	$ -	$ -	$ -	$ -	$ -	$ -	$ -	$ -	$ -
540	610000525	376.2	$ -	$ -	$ -	$ -	$ -	$ -	$ -	$ -	$ -	$ -	$ -	$ -	$ -
541	610000525	376.4	$ -	$ -	$ -	$ -	$ -	$ -	$ -	$ -	$ -	$ -	$ -	$ -	$ -
542	610000525	380.0	$ -	$ -	$ -	$ -	$ -	$ -	$ -	$ -	$ -	$ -	$ -	$ -	$ -
543	610000526	376.1	$ -	$ -	$ -	$ -	$ -	$ -	$ -	$ -	$ -	$ -	$ -	$ -	$ -
544	610000526	376.2	$ -	$ -	$ -	$ -	$ -	$ -	$ -	$ -	$ -	$ -	$ -	$ -	$ -
545	610000526	376.4	$ -	$ -	$ -	$ -	$ -	$ -	$ -	$ -	$ -	$ -	$ -	$ -	$ -
546	610000526	380.0	$ -	$ -	$ -	$ -	$ -	$ -	$ -	$ -	$ -	$ -	$ -	$ -	$ -
547	601000527	376.1	$ -	$ -	$ -	$ -	$ -	$ -	$ -	$ -	$ -	$ -	$ -	$ -	$ -
548	601000527	376.2	$ -	$ -	$ -	$ -	$ -	$ -	$ -	$ -	$ -	$ -	$ -	$ -	$ -
549	601000527	376.4	$ -	$ -	$ -	$ -	$ -	$ -	$ -	$ -	$ -	$ -	$ -	$ -	$ -
550	601000527	380.0	$ -	$ -	$ -	$ -	$ -	$ -	$ -	$ -	$ -	$ -	$ -	$ -	$ -
551	633000528	376.1	$ -	$ -	$ -	$ -	$ -	$ -	$ -	$ -	$ -	$ -	$ -	$ -	$ -
552	633000528	376.2	$ -	$ -	$ -	$ -	$ -	$ -	$ -	$ -	$ -	$ -	$ -	$ -	$ -
553	633000528	376.4	$ -	$ -	$ -	$ -	$ -	$ -	$ -	$ -	$ -	$ -	$ -	$ -	$ -
554	633000528	380.0	$ -	$ -	$ -	$ -	$ -	$ -	$ -	$ -	$ -	$ -	$ -	$ -	$ -
555	633000529	376.1	$ -	$ -	$ -	$ -	$ -	$ -	$ -	$ -	$ -	$ -	$ -	$ -	$ -

Sponsored by NMGC Witness Erik C. Buchanan

WP Plant 6 Accum Res Balances

NEW MEXICO GAS COMPANY, INC.

Accumulated Reserve Account
Base Period - 12 Months Ending March 31, 2023
Future Test Year - 12 Months Ending September 30, 2025

	A	B	P	Q	R	S	T	U	V	W	X	Y	Z	AA	AB
1															
2			Balance	Balance	Balance	Balance	Balance	Balance	Balance	Balance	Balance	Balance	Balance	Balance	Balance
3	Investment Number / Beginning Balance	FERC Account	4/30/2024	5/31/2024	6/30/2024	7/31/2024	8/31/2024	9/30/2024	10/31/2024	11/30/2024	12/31/2024	1/31/2025	2/28/2025	3/31/2025	4/30/2025
510	601000511	369.0	$ -	$ -	$ -	$ -	$ -	$ -	$ -	$ -	$ -	$ -	$ -	$ -	$ -
511	T660000512	367.1	$ -	$ -	$ -	$ -	$ -	$ -	$ -	$ -	$ -	$ -	$ -	$ -	$ -
512	T660000512	368.0	$ -	$ -	$ -	$ -	$ -	$ -	$ -	$ -	$ -	$ -	$ -	$ -	$ -
513	T660000512	369.0	$ -	$ -	$ -	$ -	$ -	$ -	$ -	$ -	$ -	$ -	$ -	$ -	$ -
514	601000513	367.1	$ 155	$ 172	$ 189	$ 205	$ 222	$ 239	$ 256	$ 273	$ 289	$ 306	$ 323	$ 340	$ 357
515	601000513	368.0	$ 219	$ 244	$ 269	$ 293	$ 318	$ 343	$ 367	$ 392	$ 416	$ 441	$ 466	$ 490	$ 515
516	601000513	369.0	$ 195	$ 217	$ 239	$ 261	$ 283	$ 305	$ 327	$ 349	$ 371	$ 392	$ 414	$ 436	$ 458
517	T610000514		$ -	$ -	$ -	$ -	$ -	$ -	$ -	$ -	$ -	$ -	$ -	$ -	$ -
518	601000515	367.1	$ -	$ -	$ -	$ -	$ -	$ -	$ -	$ -	$ -	$ -	$ -	$ -	$ -
519	601000515	368.0	$ -	$ -	$ -	$ -	$ -	$ -	$ -	$ -	$ -	$ -	$ -	$ -	$ -
520	601000515	369.0	$ -	$ -	$ -	$ -	$ -	$ -	$ -	$ -	$ -	$ -	$ -	$ -	$ -
521	601000516	367.1	$ -	$ -	$ -	$ -	$ -	$ -	$ -	$ -	$ -	$ -	$ -	$ -	$ -
522	601000516	368.0	$ -	$ -	$ -	$ -	$ -	$ -	$ -	$ -	$ -	$ -	$ -	$ -	$ -
523	601000516	369.0	$ -	$ -	$ -	$ -	$ -	$ -	$ -	$ -	$ -	$ -	$ -	$ -	$ -
524	T624000517	367.1	$ -	$ -	$ -	$ -	$ -	$ -	$ -	$ -	$ -	$ -	$ -	$ -	$ -
525	T624000517	368.0	$ -	$ -	$ -	$ -	$ -	$ -	$ -	$ -	$ -	$ -	$ -	$ -	$ -
526	T624000517	369.0	$ -	$ -	$ -	$ -	$ -	$ -	$ -	$ -	$ -	$ -	$ -	$ -	$ -
527	627000518		$ -	$ -	$ -	$ -	$ -	$ -	$ -	$ -	$ -	$ -	$ -	$ -	$ -
528	T621000519	367.1	$ -	$ -	$ -	$ -	$ -	$ -	$ -	$ -	$ -	$ -	$ -	$ -	$ -
529	T621000519	368.0	$ -	$ -	$ -	$ -	$ -	$ -	$ -	$ -	$ -	$ -	$ -	$ -	$ -
530	T621000519	369.0	$ -	$ -	$ -	$ -	$ -	$ -	$ -	$ -	$ -	$ -	$ -	$ -	$ -
531	601000520	376.1	$ -	$ -	$ -	$ -	$ -	$ -	$ -	$ -	$ -	$ -	$ -	$ -	$ -
532	601000520	376.2	$ -	$ -	$ -	$ -	$ -	$ -	$ -	$ -	$ -	$ -	$ -	$ -	$ -
533	601000520	376.4	$ -	$ -	$ -	$ -	$ -	$ -	$ -	$ -	$ -	$ -	$ -	$ -	$ -
534	601000520	380.0	$ -	$ -	$ -	$ -	$ -	$ -	$ -	$ -	$ -	$ -	$ -	$ -	$ -
535	T624000521	367.1	$ -	$ -	$ -	$ -	$ -	$ -	$ -	$ -	$ -	$ -	$ -	$ -	$ -
536	601000522	303.3	$ -	$ -	$ -	$ -	$ -	$ -	$ -	$ -	$ -	$ -	$ -	$ -	$ -
537	601000523	303.3	$ 71,321	$ 78,454	$ 85,586	$ 92,718	$ 99,850	$ 106,982	$ 114,114	$ 121,246	$ 128,378	$ 135,511	$ 142,643	$ 149,775	$ 156,907
538	601000524		$ -	$ -	$ -	$ -	$ -	$ -	$ -	$ -	$ -	$ -	$ -	$ -	$ -
539	610000525	376.1	$ -	$ -	$ -	$ -	$ -	$ -	$ -	$ -	$ -	$ -	$ -	$ -	$ -
540	610000525	376.2	$ -	$ -	$ -	$ -	$ -	$ -	$ -	$ -	$ -	$ -	$ -	$ -	$ -
541	610000525	376.4	$ -	$ -	$ -	$ -	$ -	$ -	$ -	$ -	$ -	$ -	$ -	$ -	$ -
542	610000525	380.0	$ -	$ -	$ -	$ -	$ -	$ -	$ -	$ -	$ -	$ -	$ -	$ -	$ -
543	610000526	376.1	$ -	$ -	$ -	$ -	$ -	$ -	$ -	$ -	$ -	$ -	$ -	$ -	$ -
544	610000526	376.2	$ -	$ -	$ -	$ -	$ -	$ -	$ -	$ -	$ -	$ -	$ -	$ -	$ -
545	610000526	376.4	$ -	$ -	$ -	$ -	$ -	$ -	$ -	$ -	$ -	$ -	$ -	$ -	$ -
546	610000526	380.0	$ -	$ -	$ -	$ -	$ -	$ -	$ -	$ -	$ -	$ -	$ -	$ -	$ -
547	601000527	376.1	$ -	$ -	$ -	$ -	$ -	$ -	$ -	$ -	$ -	$ -	$ -	$ -	$ -
548	601000527	376.2	$ -	$ -	$ -	$ -	$ -	$ -	$ -	$ -	$ -	$ -	$ -	$ -	$ -
549	601000527	376.4	$ -	$ -	$ -	$ -	$ -	$ -	$ -	$ -	$ -	$ -	$ -	$ -	$ -
550	601000527	380.0	$ -	$ -	$ -	$ -	$ -	$ -	$ -	$ -	$ -	$ -	$ -	$ -	$ -
551	633000528	376.1	$ -	$ -	$ -	$ -	$ -	$ -	$ -	$ -	$ -	$ -	$ -	$ -	$ -
552	633000528	376.2	$ -	$ -	$ -	$ -	$ -	$ -	$ -	$ -	$ -	$ -	$ -	$ -	$ -
553	633000528	376.4	$ -	$ -	$ -	$ -	$ -	$ -	$ -	$ -	$ -	$ -	$ -	$ -	$ -
554	633000528	380.0	$ -	$ -	$ -	$ -	$ -	$ -	$ -	$ -	$ -	$ -	$ -	$ -	$ -
555	633000529	376.1	$ -	$ -	$ -	$ -	$ -	$ -	$ -	$ -	$ -	$ -	$ -	$ -	$ -

Sponsored by NMGC Witness Erik C. Buchanan

WP Plant 6 Accum Res Balances

NEW MEXICO GAS COMPANY, INC.

Accumulated Reserve Account
Base Period - 12 Months Ending March 31, 2023
Future Test Year - 12 Months Ending September 30, 2025

	A	B	AC	AD	AE	AF	AG
1							
2			Balance	Balance	Balance	Balance	Balance
3	Investment Number / Beginning Balance	FERC Account	**5/31/2025**	**6/30/2025**	**7/31/2025**	**8/31/2025**	**9/30/2025**
510	601000511	369.0	$ -	$ -	$ -	$ -	$ -
511	T660000512	367.1	$ -	$ -	$ -	$ -	$ -
512	T660000512	368.0	$ -	$ -	$ -	$ -	$ -
513	T660000512	369.0	$ -	$ -	$ -	$ -	$ -
514	601000513	367.1	$ 373	$ 390	$ 407	$ 424	$ 441
515	601000513	368.0	$ 539	$ 564	$ 589	$ 613	$ 638
516	601000513	369.0	$ 480	$ 502	$ 524	$ 546	$ 568
517	T610000514		$ -	$ -	$ -	$ -	$ -
518	601000515	367.1	$ -	$ -	$ -	$ -	$ -
519	601000515	368.0	$ -	$ -	$ -	$ -	$ -
520	601000515	369.0	$ -	$ -	$ -	$ -	$ -
521	601000516	367.1	$ -	$ -	$ -	$ -	$ -
522	601000516	368.0	$ -	$ -	$ -	$ -	$ -
523	601000516	369.0	$ -	$ -	$ -	$ -	$ -
524	T624000517	367.1	$ -	$ -	$ -	$ -	$ -
525	T624000517	368.0	$ -	$ -	$ -	$ -	$ -
526	T624000517	369.0	$ -	$ -	$ -	$ -	$ -
527	627000518		$ -	$ -	$ -	$ -	$ -
528	T621000519	367.1	$ -	$ -	$ -	$ -	$ -
529	T621000519	368.0	$ -	$ -	$ -	$ -	$ -
530	T621000519	369.0	$ -	$ -	$ -	$ -	$ -
531	601000520	376.1	$ -	$ -	$ -	$ -	$ -
532	601000520	376.2	$ -	$ -	$ -	$ -	$ -
533	601000520	376.4	$ -	$ -	$ -	$ -	$ -
534	601000520	380.0	$ -	$ -	$ -	$ -	$ -
535	T624000521	367.1	$ -	$ -	$ -	$ -	$ -
536	601000522	303.3	$ -	$ -	$ -	$ -	$ -
537	601000523	303.3	$ 164,039	$ 171,171	$ 178,303	$ 185,436	$ 192,568
538	601000524		$ -	$ -	$ -	$ -	$ -
539	610000525	376.1	$ -	$ -	$ -	$ -	$ -
540	610000525	376.2	$ -	$ -	$ -	$ -	$ -
541	610000525	376.4	$ -	$ -	$ -	$ -	$ -
542	610000525	380.0	$ -	$ -	$ -	$ -	$ -
543	610000526	376.1	$ -	$ -	$ -	$ -	$ -
544	610000526	376.2	$ -	$ -	$ -	$ -	$ -
545	610000526	376.4	$ -	$ -	$ -	$ -	$ -
546	610000526	380.0	$ -	$ -	$ -	$ -	$ -
547	601000527	376.1	$ -	$ -	$ -	$ -	$ -
548	601000527	376.2	$ -	$ -	$ -	$ -	$ -
549	601000527	376.4	$ -	$ -	$ -	$ -	$ -
550	601000527	380.0	$ -	$ -	$ -	$ -	$ -
551	633000528	376.1	$ -	$ -	$ -	$ -	$ -
552	633000528	376.2	$ -	$ -	$ -	$ -	$ -
553	633000528	376.4	$ -	$ -	$ -	$ -	$ -
554	633000528	380.0	$ -	$ -	$ -	$ -	$ -
555	633000529	376.1	$ -	$ -	$ -	$ -	$ -

Sponsored by NMGC Witness Erik C. Buchanan

WP Plant 6 Accum Res Balances

NEW MEXICO GAS COMPANY, INC.

Accumulated Reserve Account
Base Period - 12 Months Ending March 31, 2023
Future Test Year - 12 Months Ending September 30, 2025

	A	B	C	D	E	F	G	H	I	J	K	L	M	N	O
1			Adjusted Base Period												
2			Balance	Balance	Balance	Balance	Balance	Balance	Balance	Balance	Balance	Balance	Balance	Balance	Balance
3	Investment Number / Beginning Balance	FERC Account	**3/31/2023**	**4/30/2023**	**5/31/2023**	**6/30/2023**	**7/31/2023**	**8/31/2023**	**9/30/2023**	**10/31/2023**	**11/30/2023**	**12/31/2023**	**1/31/2024**	**2/29/2024**	**3/31/2024**
556	633000529	376.2	$ -	$ -	$ -	$ -	$ -	$ -	$ -	$ -	$ -	$ -	$ -	$ -	$ -
557	633000529	376.4	$ -	$ -	$ -	$ -	$ -	$ -	$ -	$ -	$ -	$ -	$ -	$ -	$ -
558	633000529	380.0	$ -	$ -	$ -	$ -	$ -	$ -	$ -	$ -	$ -	$ -	$ -	$ -	$ -
559	611000530		$ -	$ -	$ -	$ -	$ -	$ -	$ -	$ -	$ -	$ -	$ -	$ -	$ -
560	611000531		$ -	$ -	$ -	$ -	$ -	$ -	$ -	$ -	$ -	$ -	$ -	$ -	$ -
561	610000532		$ -	$ -	$ -	$ -	$ -	$ -	$ -	$ -	$ -	$ -	$ -	$ -	$ -
562	610000533	376.1	$ -	$ -	$ -	$ -	$ -	$ -	$ -	$ -	$ -	$ -	$ -	$ -	$ -
563	610000533	376.2	$ -	$ -	$ -	$ -	$ -	$ -	$ -	$ -	$ -	$ -	$ -	$ -	$ -
564	610000533	376.4	$ -	$ -	$ -	$ -	$ -	$ -	$ -	$ -	$ -	$ -	$ -	$ -	$ -
565	610000533	380.0	$ -	$ -	$ -	$ -	$ -	$ -	$ -	$ -	$ -	$ -	$ -	$ -	$ -
566	680000534	376.1	$ -	$ -	$ -	$ -	$ -	$ -	$ -	$ -	$ -	$ -	$ -	$ -	$ -
567	680000534	376.2	$ -	$ -	$ -	$ -	$ -	$ -	$ -	$ -	$ -	$ -	$ -	$ -	$ -
568	680000534	376.4	$ -	$ -	$ -	$ -	$ -	$ -	$ -	$ -	$ -	$ -	$ -	$ -	$ -
569	621000535		$ -	$ -	$ -	$ -	$ -	$ -	$ -	$ -	$ -	$ -	$ -	$ -	$ -
570	633000536	376.1	$ -	$ -	$ -	$ -	$ -	$ -	$ -	$ -	$ -	$ -	$ -	$ -	$ -
571	633000536	376.2	$ -	$ -	$ -	$ -	$ -	$ -	$ -	$ -	$ -	$ -	$ -	$ -	$ -
572	633000536	376.4	$ -	$ -	$ -	$ -	$ -	$ -	$ -	$ -	$ -	$ -	$ -	$ -	$ -
573	633000536	380.0	$ -	$ -	$ -	$ -	$ -	$ -	$ -	$ -	$ -	$ -	$ -	$ -	$ -
574	610000537	376.1	$ -	$ -	$ -	$ -	$ -	$ -	$ -	$ -	$ -	$ -	$ -	$ -	$ -
575	610000537	376.2	$ -	$ -	$ -	$ -	$ -	$ -	$ -	$ -	$ -	$ -	$ -	$ -	$ -
576	610000537	376.4	$ -	$ -	$ -	$ -	$ -	$ -	$ -	$ -	$ -	$ -	$ -	$ -	$ -
577	610000537	380.0	$ -	$ -	$ -	$ -	$ -	$ -	$ -	$ -	$ -	$ -	$ -	$ -	$ -
578	610000538	376.1	$ -	$ -	$ -	$ -	$ -	$ -	$ -	$ -	$ -	$ -	$ -	$ -	$ -
579	610000538	376.2	$ -	$ -	$ -	$ -	$ -	$ -	$ -	$ -	$ -	$ -	$ -	$ -	$ -
580	610000538	376.4	$ -	$ -	$ -	$ -	$ -	$ -	$ -	$ -	$ -	$ -	$ -	$ -	$ -
581	610000539	376.1	$ -	$ -	$ -	$ -	$ -	$ -	$ -	$ -	$ -	$ -	$ -	$ -	$ -
582	610000539	376.2	$ -	$ -	$ -	$ -	$ -	$ -	$ -	$ -	$ -	$ -	$ -	$ -	$ -
583	610000539	376.4	$ -	$ -	$ -	$ -	$ -	$ -	$ -	$ -	$ -	$ -	$ -	$ -	$ -
584	610000539	380.0	$ -	$ -	$ -	$ -	$ -	$ -	$ -	$ -	$ -	$ -	$ -	$ -	$ -
585	610000540		$ -	$ -	$ -	$ -	$ -	$ -	$ -	$ -	$ -	$ -	$ -	$ -	$ -
586	610000541	376.1	$ -	$ -	$ -	$ -	$ -	$ -	$ -	$ -	$ -	$ -	$ -	$ -	$ -
587	610000541	376.2	$ -	$ -	$ -	$ -	$ -	$ -	$ -	$ -	$ -	$ -	$ -	$ -	$ -
588	610000541	376.4	$ -	$ -	$ -	$ -	$ -	$ -	$ -	$ -	$ -	$ -	$ -	$ -	$ -
589	610000541	380.0	$ -	$ -	$ -	$ -	$ -	$ -	$ -	$ -	$ -	$ -	$ -	$ -	$ -
590	601000542	376.1	$ -	$ -	$ -	$ -	$ -	$ -	$ -	$ -	$ -	$ -	$ -	$ -	$ -
591	601000542	376.2	$ -	$ -	$ -	$ -	$ -	$ -	$ -	$ -	$ -	$ -	$ -	$ -	$ -
592	601000542	376.4	$ -	$ -	$ -	$ -	$ -	$ -	$ -	$ -	$ -	$ -	$ -	$ -	$ -
593	601000542	380.0	$ -	$ -	$ -	$ -	$ -	$ -	$ -	$ -	$ -	$ -	$ -	$ -	$ -
594	610000543		$ -	$ -	$ -	$ -	$ -	$ -	$ -	$ -	$ -	$ -	$ -	$ -	$ -
595	610000544	376.1	$ -	$ -	$ -	$ -	$ -	$ -	$ -	$ -	$ -	$ -	$ -	$ -	$ -
596	610000544	376.2	$ -	$ -	$ -	$ -	$ -	$ -	$ -	$ -	$ -	$ -	$ -	$ -	$ -
597	610000544	376.4	$ -	$ -	$ -	$ -	$ -	$ -	$ -	$ -	$ -	$ -	$ -	$ -	$ -
598	610000544	380.0	$ -	$ -	$ -	$ -	$ -	$ -	$ -	$ -	$ -	$ -	$ -	$ -	$ -
599	610000545	376.1	$ -	$ -	$ -	$ -	$ -	$ -	$ -	$ -	$ -	$ -	$ -	$ -	$ -
600	610000545	376.2	$ -	$ -	$ -	$ -	$ -	$ -	$ -	$ -	$ -	$ -	$ -	$ -	$ -
601	610000545	376.4	$ -	$ -	$ -	$ -	$ -	$ -	$ -	$ -	$ -	$ -	$ -	$ -	$ -

Sponsored by NMGC Witness Erik C. Buchanan

WP Plant 6 Accum Res Balances

NEW MEXICO GAS COMPANY, INC.

Accumulated Reserve Account
Base Period - 12 Months Ending March 31, 2023
Future Test Year - 12 Months Ending September 30, 2025

	A	B	P	Q	R	S	T	U	V	W	X	Y	Z	AA	AB
1															
2			Balance	Balance	Balance	Balance	Balance	Balance	Balance	Balance	Balance	Balance	Balance	Balance	Balance
3	Investment Number / Beginning Balance	FERC Account	4/30/2024	5/31/2024	6/30/2024	7/31/2024	8/31/2024	9/30/2024	10/31/2024	11/30/2024	12/31/2024	1/31/2025	2/28/2025	3/31/2025	4/30/2025
556	633000529	376.2	$ -	$ -	$ -	$ -	$ -	$ -	$ -	$ -	$ -	$ -	$ -	$ -	$ -
557	633000529	376.4	$ -	$ -	$ -	$ -	$ -	$ -	$ -	$ -	$ -	$ -	$ -	$ -	$ -
558	633000529	380.0	$ -	$ -	$ -	$ -	$ -	$ -	$ -	$ -	$ -	$ -	$ -	$ -	$ -
559	611000530		$ -	$ -	$ -	$ -	$ -	$ -	$ -	$ -	$ -	$ -	$ -	$ -	$ -
560	611000531		$ -	$ -	$ -	$ -	$ -	$ -	$ -	$ -	$ -	$ -	$ -	$ -	$ -
561	610000532		$ -	$ -	$ -	$ -	$ -	$ -	$ -	$ -	$ -	$ -	$ -	$ -	$ -
562	610000533	376.1	$ -	$ -	$ -	$ -	$ -	$ -	$ -	$ -	$ -	$ -	$ -	$ -	$ -
563	610000533	376.2	$ -	$ -	$ -	$ -	$ -	$ -	$ -	$ -	$ -	$ -	$ -	$ -	$ -
564	610000533	376.4	$ -	$ -	$ -	$ -	$ -	$ -	$ -	$ -	$ -	$ -	$ -	$ -	$ -
565	610000533	380.0	$ -	$ -	$ -	$ -	$ -	$ -	$ -	$ -	$ -	$ -	$ -	$ -	$ -
566	680000534	376.1	$ -	$ -	$ -	$ -	$ -	$ -	$ -	$ -	$ -	$ -	$ -	$ -	$ -
567	680000534	376.2	$ -	$ -	$ -	$ -	$ -	$ -	$ -	$ -	$ -	$ -	$ -	$ -	$ -
568	680000534	376.4	$ -	$ -	$ -	$ -	$ -	$ -	$ -	$ -	$ -	$ -	$ -	$ -	$ -
569	621000535		$ -	$ -	$ -	$ -	$ -	$ -	$ -	$ -	$ -	$ -	$ -	$ -	$ -
570	633000536	376.1	$ -	$ -	$ -	$ -	$ -	$ -	$ -	$ -	$ -	$ -	$ -	$ -	$ -
571	633000536	376.2	$ -	$ -	$ -	$ -	$ -	$ -	$ -	$ -	$ -	$ -	$ -	$ -	$ -
572	633000536	376.4	$ -	$ -	$ -	$ -	$ -	$ -	$ -	$ -	$ -	$ -	$ -	$ -	$ -
573	633000536	380.0	$ -	$ -	$ -	$ -	$ -	$ -	$ -	$ -	$ -	$ -	$ -	$ -	$ -
574	610000537	376.1	$ -	$ -	$ -	$ -	$ -	$ -	$ -	$ -	$ -	$ -	$ -	$ -	$ -
575	610000537	376.2	$ -	$ -	$ -	$ -	$ -	$ -	$ -	$ -	$ -	$ -	$ -	$ -	$ -
576	610000537	376.4	$ -	$ -	$ -	$ -	$ -	$ -	$ -	$ -	$ -	$ -	$ -	$ -	$ -
577	610000537	380.0	$ -	$ -	$ -	$ -	$ -	$ -	$ -	$ -	$ -	$ -	$ -	$ -	$ -
578	610000538	376.1	$ -	$ -	$ -	$ -	$ -	$ -	$ -	$ -	$ -	$ -	$ -	$ -	$ -
579	610000538	376.2	$ -	$ -	$ -	$ -	$ -	$ -	$ -	$ -	$ -	$ -	$ -	$ -	$ -
580	610000538	376.4	$ -	$ -	$ -	$ -	$ -	$ -	$ -	$ -	$ -	$ -	$ -	$ -	$ -
581	610000539	376.1	$ -	$ -	$ -	$ -	$ -	$ -	$ -	$ -	$ -	$ -	$ -	$ -	$ -
582	610000539	376.2	$ -	$ -	$ -	$ -	$ -	$ -	$ -	$ -	$ -	$ -	$ -	$ -	$ -
583	610000539	376.4	$ -	$ -	$ -	$ -	$ -	$ -	$ -	$ -	$ -	$ -	$ -	$ -	$ -
584	610000539	380.0	$ -	$ -	$ -	$ -	$ -	$ -	$ -	$ -	$ -	$ -	$ -	$ -	$ -
585	610000540		$ -	$ -	$ -	$ -	$ -	$ -	$ -	$ -	$ -	$ -	$ -	$ -	$ -
586	610000541	376.1	$ -	$ -	$ -	$ -	$ -	$ -	$ -	$ -	$ -	$ -	$ -	$ -	$ -
587	610000541	376.2	$ -	$ -	$ -	$ -	$ -	$ -	$ -	$ -	$ -	$ -	$ -	$ -	$ -
588	610000541	376.4	$ -	$ -	$ -	$ -	$ -	$ -	$ -	$ -	$ -	$ -	$ -	$ -	$ -
589	610000541	380.0	$ -	$ -	$ -	$ -	$ -	$ -	$ -	$ -	$ -	$ -	$ -	$ -	$ -
590	601000542	376.1	$ -	$ -	$ -	$ -	$ -	$ -	$ -	$ -	$ -	$ -	$ -	$ -	$ -
591	601000542	376.2	$ -	$ -	$ -	$ -	$ -	$ -	$ -	$ -	$ -	$ -	$ -	$ -	$ -
592	601000542	376.4	$ -	$ -	$ -	$ -	$ -	$ -	$ -	$ -	$ -	$ -	$ -	$ -	$ -
593	601000542	380.0	$ -	$ -	$ -	$ -	$ -	$ -	$ -	$ -	$ -	$ -	$ -	$ -	$ -
594	610000543		$ -	$ -	$ -	$ -	$ -	$ -	$ -	$ -	$ -	$ -	$ -	$ -	$ -
595	610000544	376.1	$ -	$ -	$ -	$ -	$ -	$ -	$ -	$ -	$ -	$ -	$ -	$ -	$ -
596	610000544	376.2	$ -	$ -	$ -	$ -	$ -	$ -	$ -	$ -	$ -	$ -	$ -	$ -	$ -
597	610000544	376.4	$ -	$ -	$ -	$ -	$ -	$ -	$ -	$ -	$ -	$ -	$ -	$ -	$ -
598	610000544	380.0	$ -	$ -	$ -	$ -	$ -	$ -	$ -	$ -	$ -	$ -	$ -	$ -	$ -
599	610000545	376.1	$ -	$ -	$ -	$ -	$ -	$ -	$ -	$ -	$ -	$ -	$ -	$ -	$ -
600	610000545	376.2	$ -	$ -	$ -	$ -	$ -	$ -	$ -	$ -	$ -	$ -	$ -	$ -	$ -
601	610000545	376.4	$ -	$ -	$ -	$ -	$ -	$ -	$ -	$ -	$ -	$ -	$ -	$ -	$ -

Sponsored by NMGC Witness Erik C. Buchanan

WP Plant 6 Accum Res Balances

NEW MEXICO GAS COMPANY, INC.

Accumulated Reserve Account
Base Period - 12 Months Ending March 31, 2023
Future Test Year - 12 Months Ending September 30, 2025

	A	B	AC	AD	AE	AF	AG
1							
2			Balance	Balance	Balance	Balance	Balance
3	Investment Number / Beginning Balance	FERC Account	**5/31/2025**	**6/30/2025**	**7/31/2025**	**8/31/2025**	**9/30/2025**
556	633000529	376.2	$ -	$ -	$ -	$ -	$ -
557	633000529	376.4	$ -	$ -	$ -	$ -	$ -
558	633000529	380.0	$ -	$ -	$ -	$ -	$ -
559	611000530		$ -	$ -	$ -	$ -	$ -
560	611000531		$ -	$ -	$ -	$ -	$ -
561	610000532		$ -	$ -	$ -	$ -	$ -
562	610000533	376.1	$ -	$ -	$ -	$ -	$ -
563	610000533	376.2	$ -	$ -	$ -	$ -	$ -
564	610000533	376.4	$ -	$ -	$ -	$ -	$ -
565	610000533	380.0	$ -	$ -	$ -	$ -	$ -
566	680000534	376.1	$ -	$ -	$ -	$ -	$ -
567	680000534	376.2	$ -	$ -	$ -	$ -	$ -
568	680000534	376.4	$ -	$ -	$ -	$ -	$ -
569	621000535		$ -	$ -	$ -	$ -	$ -
570	633000536	376.1	$ -	$ -	$ -	$ -	$ -
571	633000536	376.2	$ -	$ -	$ -	$ -	$ -
572	633000536	376.4	$ -	$ -	$ -	$ -	$ -
573	633000536	380.0	$ -	$ -	$ -	$ -	$ -
574	610000537	376.1	$ -	$ -	$ -	$ -	$ -
575	610000537	376.2	$ -	$ -	$ -	$ -	$ -
576	610000537	376.4	$ -	$ -	$ -	$ -	$ -
577	610000537	380.0	$ -	$ -	$ -	$ -	$ -
578	610000538	376.1	$ -	$ -	$ -	$ -	$ -
579	610000538	376.2	$ -	$ -	$ -	$ -	$ -
580	610000538	376.4	$ -	$ -	$ -	$ -	$ -
581	610000539	376.1	$ -	$ -	$ -	$ -	$ -
582	610000539	376.2	$ -	$ -	$ -	$ -	$ -
583	610000539	376.4	$ -	$ -	$ -	$ -	$ -
584	610000539	380.0	$ -	$ -	$ -	$ -	$ -
585	610000540		$ -	$ -	$ -	$ -	$ -
586	610000541	376.1	$ -	$ -	$ -	$ -	$ -
587	610000541	376.2	$ -	$ -	$ -	$ -	$ -
588	610000541	376.4	$ -	$ -	$ -	$ -	$ -
589	610000541	380.0	$ -	$ -	$ -	$ -	$ -
590	601000542	376.1	$ -	$ -	$ -	$ -	$ -
591	601000542	376.2	$ -	$ -	$ -	$ -	$ -
592	601000542	376.4	$ -	$ -	$ -	$ -	$ -
593	601000542	380.0	$ -	$ -	$ -	$ -	$ -
594	610000543		$ -	$ -	$ -	$ -	$ -
595	610000544	376.1	$ -	$ -	$ -	$ -	$ -
596	610000544	376.2	$ -	$ -	$ -	$ -	$ -
597	610000544	376.4	$ -	$ -	$ -	$ -	$ -
598	610000544	380.0	$ -	$ -	$ -	$ -	$ -
599	610000545	376.1	$ -	$ -	$ -	$ -	$ -
600	610000545	376.2	$ -	$ -	$ -	$ -	$ -
601	610000545	376.4	$ -	$ -	$ -	$ -	$ -

Sponsored by NMGC Witness Erik C. Buchanan

WP Plant 6 Accum Res Balances

NEW MEXICO GAS COMPANY, INC.

Accumulated Reserve Account
Base Period - 12 Months Ending March 31, 2023
Future Test Year - 12 Months Ending September 30, 2025

	A	B	C	D	E	F	G	H	I	J	K	L	M	N	O
1			Adjusted Base Period												
2			Balance	Balance	Balance	Balance	Balance	Balance	Balance	Balance	Balance	Balance	Balance	Balance	Balance
3	Investment Number / Beginning Balance	FERC Account	**3/31/2023**	**4/30/2023**	**5/31/2023**	**6/30/2023**	**7/31/2023**	**8/31/2023**	**9/30/2023**	**10/31/2023**	**11/30/2023**	**12/31/2023**	**1/31/2024**	**2/29/2024**	**3/31/2024**
602	610000545	380.0	$ -	$ -	$ -	$ -	$ -	$ -	$ -	$ -	$ -	$ -	$ -	$ -	$ -
603	610000546		$ -	$ -	$ -	$ -	$ -	$ -	$ -	$ -	$ -	$ -	$ -	$ -	$ -
604	660000547		$ -	$ -	$ -	$ -	$ -	$ -	$ -	$ -	$ -	$ -	$ -	$ -	$ -
605	660000548	376.1	$ -	$ -	$ -	$ -	$ -	$ -	$ -	$ -	$ -	$ -	$ -	$ -	$ -
606	660000548	376.2	$ -	$ -	$ -	$ -	$ -	$ -	$ -	$ -	$ -	$ -	$ -	$ -	$ -
607	660000548	376.4	$ -	$ -	$ -	$ -	$ -	$ -	$ -	$ -	$ -	$ -	$ -	$ -	$ -
608	660000548	380.0	$ -	$ -	$ -	$ -	$ -	$ -	$ -	$ -	$ -	$ -	$ -	$ -	$ -
609	T626000549	367.1	$ -	$ -	$ -	$ -	$ -	$ -	$ -	$ -	$ -	$ -	$ -	$ -	$ -
610	T626000549	368.0	$ -	$ -	$ -	$ -	$ -	$ -	$ -	$ -	$ -	$ -	$ -	$ -	$ -
611	T626000549	369.0	$ -	$ -	$ -	$ -	$ -	$ -	$ -	$ -	$ -	$ -	$ -	$ -	$ -
612	605000550		$ -	$ -	$ -	$ -	$ -	$ -	$ -	$ -	$ -	$ -	$ -	$ -	$ -
613	620000551	376.1	$ -	$ -	$ -	$ -	$ -	$ -	$ -	$ -	$ -	$ -	$ -	$ -	$ -
614	620000551	376.2	$ -	$ -	$ -	$ -	$ -	$ -	$ -	$ -	$ -	$ -	$ -	$ -	$ -
615	620000551	376.4	$ -	$ -	$ -	$ -	$ -	$ -	$ -	$ -	$ -	$ -	$ -	$ -	$ -
616	624000552	390.0	$ -	$ -	$ -	$ -	$ -	$ -	$ -	$ -	$ -	$ -	$ -	$ -	$ -
617	624000553		$ -	$ -	$ -	$ -	$ -	$ -	$ -	$ -	$ -	$ -	$ -	$ -	$ -
618	620000554	376.1	$ -	$ -	$ -	$ -	$ -	$ -	$ -	$ -	$ -	$ -	$ -	$ -	$ -
619	620000554	376.2	$ -	$ -	$ -	$ -	$ -	$ -	$ -	$ -	$ -	$ -	$ -	$ -	$ -
620	620000554	376.4	$ -	$ -	$ -	$ -	$ -	$ -	$ -	$ -	$ -	$ -	$ -	$ -	$ -
621	620000554	380.0	$ -	$ -	$ -	$ -	$ -	$ -	$ -	$ -	$ -	$ -	$ -	$ -	$ -
622	620000555	376.1	$ -	$ -	$ -	$ -	$ -	$ -	$ -	$ -	$ -	$ -	$ -	$ -	$ -
623	620000555	376.2	$ -	$ -	$ -	$ -	$ -	$ -	$ -	$ -	$ -	$ -	$ -	$ -	$ -
624	620000555	376.4	$ -	$ -	$ -	$ -	$ -	$ -	$ -	$ -	$ -	$ -	$ -	$ -	$ -
625	620000555	380.0	$ -	$ -	$ -	$ -	$ -	$ -	$ -	$ -	$ -	$ -	$ -	$ -	$ -
626	620000556	376.1	$ -	$ -	$ -	$ -	$ -	$ -	$ -	$ -	$ -	$ -	$ -	$ -	$ -
627	620000556	376.2	$ -	$ -	$ -	$ -	$ -	$ -	$ -	$ -	$ -	$ -	$ -	$ -	$ -
628	620000556	376.4	$ -	$ -	$ -	$ -	$ -	$ -	$ -	$ -	$ -	$ -	$ -	$ -	$ -
629	620000556	380.0	$ -	$ -	$ -	$ -	$ -	$ -	$ -	$ -	$ -	$ -	$ -	$ -	$ -
630	629000557	376.1	$ -	$ -	$ -	$ -	$ -	$ -	$ -	$ -	$ -	$ -	$ -	$ -	$ -
631	629000557	376.2	$ -	$ -	$ -	$ -	$ -	$ -	$ -	$ -	$ -	$ -	$ -	$ -	$ -
632	629000557	376.4	$ -	$ -	$ -	$ -	$ -	$ -	$ -	$ -	$ -	$ -	$ -	$ -	$ -
633	629000557	380.0	$ -	$ -	$ -	$ -	$ -	$ -	$ -	$ -	$ -	$ -	$ -	$ -	$ -
634	629000558	376.1	$ -	$ -	$ -	$ -	$ -	$ -	$ -	$ -	$ -	$ -	$ -	$ -	$ -
635	629000558	376.2	$ -	$ -	$ -	$ -	$ -	$ -	$ -	$ -	$ -	$ -	$ -	$ -	$ -
636	629000558	376.4	$ -	$ -	$ -	$ -	$ -	$ -	$ -	$ -	$ -	$ -	$ -	$ -	$ -
637	629000558	380.0	$ -	$ -	$ -	$ -	$ -	$ -	$ -	$ -	$ -	$ -	$ -	$ -	$ -
638	629000559	376.1	$ -	$ -	$ -	$ -	$ -	$ -	$ -	$ -	$ -	$ -	$ -	$ -	$ -
639	629000559	376.2	$ -	$ -	$ -	$ -	$ -	$ -	$ -	$ -	$ -	$ -	$ -	$ -	$ -
640	629000559	376.4	$ -	$ -	$ -	$ -	$ -	$ -	$ -	$ -	$ -	$ -	$ -	$ -	$ -
641	629000559	380.0	$ -	$ -	$ -	$ -	$ -	$ -	$ -	$ -	$ -	$ -	$ -	$ -	$ -
642	629000560	376.1	$ -	$ -	$ -	$ -	$ -	$ -	$ -	$ -	$ -	$ -	$ -	$ -	$ -
643	629000560	376.2	$ -	$ -	$ -	$ -	$ -	$ -	$ -	$ -	$ -	$ -	$ -	$ -	$ -
644	629000560	376.4	$ -	$ -	$ -	$ -	$ -	$ -	$ -	$ -	$ -	$ -	$ -	$ -	$ -
645	629000560	380.0	$ -	$ -	$ -	$ -	$ -	$ -	$ -	$ -	$ -	$ -	$ -	$ -	$ -
646	601000561	391.2	$ -	$ -	$ -	$ -	$ -	$ -	$ -	$ -	$ -	$ -	$ -	$ -	$ -
647	601000561	397.0	$ -	$ -	$ -	$ -	$ -	$ -	$ -	$ -	$ -	$ -	$ -	$ -	$ -

Sponsored by NMGC Witness Erik C. Buchanan

WP Plant 6 Accum Res Balances

NEW MEXICO GAS COMPANY, INC.

Accumulated Reserve Account
Base Period - 12 Months Ending March 31, 2023
Future Test Year - 12 Months Ending September 30, 2025

	A	B	P	Q	R	S	T	U	V	W	X	Y	Z	AA	AB
1															
2			Balance	Balance	Balance	Balance	Balance	Balance	Balance	Balance	Balance	Balance	Balance	Balance	Balance
3	Investment Number / Beginning Balance	FERC Account	4/30/2024	5/31/2024	6/30/2024	7/31/2024	8/31/2024	9/30/2024	10/31/2024	11/30/2024	12/31/2024	1/31/2025	2/28/2025	3/31/2025	4/30/2025
602	610000545	380.0	$ -	$ -	$ -	$ -	$ -	$ -	$ -	$ -	$ -	$ -	$ -	$ -	$ -
603	610000546		$ -	$ -	$ -	$ -	$ -	$ -	$ -	$ -	$ -	$ -	$ -	$ -	$ -
604	660000547		$ -	$ -	$ -	$ -	$ -	$ -	$ -	$ -	$ -	$ -	$ -	$ -	$ -
605	660000548	376.1	$ -	$ -	$ -	$ -	$ -	$ -	$ -	$ -	$ -	$ -	$ -	$ -	$ -
606	660000548	376.2	$ -	$ -	$ -	$ -	$ -	$ -	$ -	$ -	$ -	$ -	$ -	$ -	$ -
607	660000548	376.4	$ -	$ -	$ -	$ -	$ -	$ -	$ -	$ -	$ -	$ -	$ -	$ -	$ -
608	660000548	380.0	$ -	$ -	$ -	$ -	$ -	$ -	$ -	$ -	$ -	$ -	$ -	$ -	$ -
609	T626000549	367.1	$ -	$ -	$ -	$ -	$ -	$ -	$ -	$ -	$ -	$ -	$ -	$ -	$ -
610	T626000549	368.0	$ -	$ -	$ -	$ -	$ -	$ -	$ -	$ -	$ -	$ -	$ -	$ -	$ -
611	T626000549	369.0	$ -	$ -	$ -	$ -	$ -	$ -	$ -	$ -	$ -	$ -	$ -	$ -	$ -
612	605000550		$ -	$ -	$ -	$ -	$ -	$ -	$ -	$ -	$ -	$ -	$ -	$ -	$ -
613	620000551	376.1	$ -	$ -	$ -	$ -	$ -	$ -	$ -	$ -	$ -	$ -	$ -	$ -	$ -
614	620000551	376.2	$ -	$ -	$ -	$ -	$ -	$ -	$ -	$ -	$ -	$ -	$ -	$ -	$ -
615	620000551	376.4	$ -	$ -	$ -	$ -	$ -	$ -	$ -	$ -	$ -	$ -	$ -	$ -	$ -
616	624000552	390.0	$ -	$ -	$ -	$ -	$ -	$ -	$ -	$ -	$ -	$ -	$ -	$ -	$ -
617	624000553		$ -	$ -	$ -	$ -	$ -	$ -	$ -	$ -	$ -	$ -	$ -	$ -	$ -
618	620000554	376.1	$ -	$ -	$ -	$ -	$ -	$ -	$ -	$ -	$ -	$ -	$ -	$ -	$ -
619	620000554	376.2	$ -	$ -	$ -	$ -	$ -	$ -	$ -	$ -	$ -	$ -	$ -	$ -	$ -
620	620000554	376.4	$ -	$ -	$ -	$ -	$ -	$ -	$ -	$ -	$ -	$ -	$ -	$ -	$ -
621	620000554	380.0	$ -	$ -	$ -	$ -	$ -	$ -	$ -	$ -	$ -	$ -	$ -	$ -	$ -
622	620000555	376.1	$ -	$ -	$ -	$ -	$ -	$ -	$ -	$ -	$ -	$ -	$ -	$ -	$ -
623	620000555	376.2	$ -	$ -	$ -	$ -	$ -	$ -	$ -	$ -	$ -	$ -	$ -	$ -	$ -
624	620000555	376.4	$ -	$ -	$ -	$ -	$ -	$ -	$ -	$ -	$ -	$ -	$ -	$ -	$ -
625	620000555	380.0	$ -	$ -	$ -	$ -	$ -	$ -	$ -	$ -	$ -	$ -	$ -	$ -	$ -
626	620000556	376.1	$ -	$ -	$ -	$ -	$ -	$ -	$ -	$ -	$ -	$ -	$ -	$ -	$ -
627	620000556	376.2	$ -	$ -	$ -	$ -	$ -	$ -	$ -	$ -	$ -	$ -	$ -	$ -	$ -
628	620000556	376.4	$ -	$ -	$ -	$ -	$ -	$ -	$ -	$ -	$ -	$ -	$ -	$ -	$ -
629	620000556	380.0	$ -	$ -	$ -	$ -	$ -	$ -	$ -	$ -	$ -	$ -	$ -	$ -	$ -
630	629000557	376.1	$ -	$ -	$ -	$ -	$ -	$ -	$ -	$ -	$ -	$ -	$ -	$ -	$ -
631	629000557	376.2	$ -	$ -	$ -	$ -	$ -	$ -	$ -	$ -	$ -	$ -	$ -	$ -	$ -
632	629000557	376.4	$ -	$ -	$ -	$ -	$ -	$ -	$ -	$ -	$ -	$ -	$ -	$ -	$ -
633	629000557	380.0	$ -	$ -	$ -	$ -	$ -	$ -	$ -	$ -	$ -	$ -	$ -	$ -	$ -
634	629000558	376.1	$ -	$ -	$ -	$ -	$ -	$ -	$ -	$ -	$ -	$ -	$ -	$ -	$ -
635	629000558	376.2	$ -	$ -	$ -	$ -	$ -	$ -	$ -	$ -	$ -	$ -	$ -	$ -	$ -
636	629000558	376.4	$ -	$ -	$ -	$ -	$ -	$ -	$ -	$ -	$ -	$ -	$ -	$ -	$ -
637	629000558	380.0	$ -	$ -	$ -	$ -	$ -	$ -	$ -	$ -	$ -	$ -	$ -	$ -	$ -
638	629000559	376.1	$ -	$ -	$ -	$ -	$ -	$ -	$ -	$ -	$ -	$ -	$ -	$ -	$ -
639	629000559	376.2	$ -	$ -	$ -	$ -	$ -	$ -	$ -	$ -	$ -	$ -	$ -	$ -	$ -
640	629000559	376.4	$ -	$ -	$ -	$ -	$ -	$ -	$ -	$ -	$ -	$ -	$ -	$ -	$ -
641	629000559	380.0	$ -	$ -	$ -	$ -	$ -	$ -	$ -	$ -	$ -	$ -	$ -	$ -	$ -
642	629000560	376.1	$ -	$ -	$ -	$ -	$ -	$ -	$ -	$ -	$ -	$ -	$ -	$ -	$ -
643	629000560	376.2	$ -	$ -	$ -	$ -	$ -	$ -	$ -	$ -	$ -	$ -	$ -	$ -	$ -
644	629000560	376.4	$ -	$ -	$ -	$ -	$ -	$ -	$ -	$ -	$ -	$ -	$ -	$ -	$ -
645	629000560	380.0	$ -	$ -	$ -	$ -	$ -	$ -	$ -	$ -	$ -	$ -	$ -	$ -	$ -
646	601000561	391.2	$ -	$ -	$ -	$ -	$ -	$ -	$ -	$ -	$ -	$ -	$ -	$ -	$ -
647	601000561	397.0	$ -	$ -	$ -	$ -	$ -	$ -	$ -	$ -	$ -	$ -	$ -	$ -	$ -

Sponsored by NMGC Witness Erik C. Buchanan

WP Plant 6 Accum Res Balances

NEW MEXICO GAS COMPANY, INC.

Accumulated Reserve Account
Base Period - 12 Months Ending March 31, 2023
Future Test Year - 12 Months Ending September 30, 2025

	A	B	AC	AD	AE	AF	AG
1							
2			Balance	Balance	Balance	Balance	Balance
3	Investment Number / Beginning Balance	FERC Account	**5/31/2025**	**6/30/2025**	**7/31/2025**	**8/31/2025**	**9/30/2025**
602	610000545	380.0	$ -	$ -	$ -	$ -	$ -
603	610000546		$ -	$ -	$ -	$ -	$ -
604	660000547		$ -	$ -	$ -	$ -	$ -
605	660000548	376.1	$ -	$ -	$ -	$ -	$ -
606	660000548	376.2	$ -	$ -	$ -	$ -	$ -
607	660000548	376.4	$ -	$ -	$ -	$ -	$ -
608	660000548	380.0	$ -	$ -	$ -	$ -	$ -
609	T626000549	367.1	$ -	$ -	$ -	$ -	$ -
610	T626000549	368.0	$ -	$ -	$ -	$ -	$ -
611	T626000549	369.0	$ -	$ -	$ -	$ -	$ -
612	605000550		$ -	$ -	$ -	$ -	$ -
613	620000551	376.1	$ -	$ -	$ -	$ -	$ -
614	620000551	376.2	$ -	$ -	$ -	$ -	$ -
615	620000551	376.4	$ -	$ -	$ -	$ -	$ -
616	624000552	390.0	$ -	$ -	$ -	$ -	$ -
617	624000553		$ -	$ -	$ -	$ -	$ -
618	620000554	376.1	$ -	$ -	$ -	$ -	$ -
619	620000554	376.2	$ -	$ -	$ -	$ -	$ -
620	620000554	376.4	$ -	$ -	$ -	$ -	$ -
621	620000554	380.0	$ -	$ -	$ -	$ -	$ -
622	620000555	376.1	$ -	$ -	$ -	$ -	$ -
623	620000555	376.2	$ -	$ -	$ -	$ -	$ -
624	620000555	376.4	$ -	$ -	$ -	$ -	$ -
625	620000555	380.0	$ -	$ -	$ -	$ -	$ -
626	620000556	376.1	$ -	$ -	$ -	$ -	$ -
627	620000556	376.2	$ -	$ -	$ -	$ -	$ -
628	620000556	376.4	$ -	$ -	$ -	$ -	$ -
629	620000556	380.0	$ -	$ -	$ -	$ -	$ -
630	629000557	376.1	$ -	$ -	$ -	$ -	$ -
631	629000557	376.2	$ -	$ -	$ -	$ -	$ -
632	629000557	376.4	$ -	$ -	$ -	$ -	$ -
633	629000557	380.0	$ -	$ -	$ -	$ -	$ -
634	629000558	376.1	$ -	$ -	$ -	$ -	$ -
635	629000558	376.2	$ -	$ -	$ -	$ -	$ -
636	629000558	376.4	$ -	$ -	$ -	$ -	$ -
637	629000558	380.0	$ -	$ -	$ -	$ -	$ -
638	629000559	376.1	$ -	$ -	$ -	$ -	$ -
639	629000559	376.2	$ -	$ -	$ -	$ -	$ -
640	629000559	376.4	$ -	$ -	$ -	$ -	$ -
641	629000559	380.0	$ -	$ -	$ -	$ -	$ -
642	629000560	376.1	$ -	$ -	$ -	$ -	$ -
643	629000560	376.2	$ -	$ -	$ -	$ -	$ -
644	629000560	376.4	$ -	$ -	$ -	$ -	$ -
645	629000560	380.0	$ -	$ -	$ -	$ -	$ -
646	601000561	391.2	$ -	$ -	$ -	$ -	$ -
647	601000561	397.0	$ -	$ -	$ -	$ -	$ -

Sponsored by NMGC Witness Erik C. Buchanan

WP Plant 6 Accum Res Balances

NEW MEXICO GAS COMPANY, INC.

Accumulated Reserve Account
Base Period - 12 Months Ending March 31, 2023
Future Test Year - 12 Months Ending September 30, 2025

	A	B	C	D	E	F	G	H	I	J	K	L	M	N	O
1			Adjusted Base Period												
2			Balance	Balance	Balance	Balance	Balance	Balance	Balance	Balance	Balance	Balance	Balance	Balance	Balance
3	Investment Number / Beginning Balance	FERC Account	**3/31/2023**	**4/30/2023**	**5/31/2023**	**6/30/2023**	**7/31/2023**	**8/31/2023**	**9/30/2023**	**10/31/2023**	**11/30/2023**	**12/31/2023**	**1/31/2024**	**2/29/2024**	**3/31/2024**
648	601000561	398.0	$ -	$ -	$ -	$ -	$ -	$ -	$ -	$ -	$ -	$ -	$ -	$ -	$ -
649	601000562	391.2	$ -	$ -	$ -	$ -	$ -	$ -	$ -	$ -	$ -	$ -	$ -	$ -	$ -
650	601000562	397.0	$ -	$ -	$ -	$ -	$ -	$ -	$ -	$ -	$ -	$ -	$ -	$ -	$ -
651	601000562	398.0	$ -	$ -	$ -	$ -	$ -	$ -	$ -	$ -	$ -	$ -	$ -	$ -	$ -
652	601000563	391.2	$ -	$ -	$ -	$ -	$ -	$ -	$ -	$ -	$ -	$ -	$ -	$ -	$ -
653	601000563	397.0	$ -	$ -	$ -	$ -	$ -	$ -	$ -	$ -	$ -	$ -	$ -	$ -	$ -
654	601000563	398.0	$ -	$ -	$ -	$ -	$ -	$ -	$ -	$ -	$ -	$ -	$ -	$ -	$ -
655	601000564	391.2	$ -	$ -	$ -	$ -	$ -	$ -	$ -	$ -	$ -	$ -	$ -	$ -	$ -
656	601000564	397.0	$ -	$ -	$ -	$ -	$ -	$ -	$ -	$ -	$ -	$ -	$ -	$ -	$ -
657	601000564	398.0	$ -	$ -	$ -	$ -	$ -	$ -	$ -	$ -	$ -	$ -	$ -	$ -	$ -
658	601000565	391.2	$ -	$ -	$ -	$ -	$ -	$ -	$ -	$ -	$ -	$ -	$ -	$ -	$ -
659	601000565	397.0	$ -	$ -	$ -	$ -	$ -	$ -	$ -	$ -	$ -	$ -	$ -	$ -	$ -
660	601000565	398.0	$ -	$ -	$ -	$ -	$ -	$ -	$ -	$ -	$ -	$ -	$ -	$ -	$ -
661	601000566	391.2	$ -	$ -	$ -	$ -	$ -	$ -	$ -	$ -	$ -	$ -	$ -	$ -	$ -
662	601000566	397.0	$ -	$ -	$ -	$ -	$ -	$ -	$ -	$ -	$ -	$ -	$ -	$ -	$ -
663	601000566	398.0	$ -	$ -	$ -	$ -	$ -	$ -	$ -	$ -	$ -	$ -	$ -	$ -	$ -
664	601000567	391.2	$ -	$ -	$ -	$ -	$ -	$ -	$ -	$ -	$ -	$ -	$ -	$ -	$ -
665	601000567	397.0	$ -	$ -	$ -	$ -	$ -	$ -	$ -	$ -	$ -	$ -	$ -	$ -	$ -
666	601000567	398.0	$ -	$ -	$ -	$ -	$ -	$ -	$ -	$ -	$ -	$ -	$ -	$ -	$ -
667	601000568	391.2	$ -	$ -	$ -	$ -	$ -	$ -	$ -	$ -	$ -	$ -	$ -	$ -	$ -
668	601000568	397.0	$ -	$ -	$ -	$ -	$ -	$ -	$ -	$ -	$ -	$ -	$ -	$ -	$ -
669	601000568	398.0	$ -	$ -	$ -	$ -	$ -	$ -	$ -	$ -	$ -	$ -	$ -	$ -	$ -
670	601000569	303.3	$ -	$ -	$ -	$ -	$ -	$ -	$ -	$ -	$ -	$ -	$ -	$ -	$ -
671	601000570	303.3	$ -	$ -	$ -	$ -	$ -	$ -	$ -	$ -	$ -	$ -	$ -	$ -	$ -
672	601000571	303.3	$ -	$ -	$ -	$ -	$ -	$ -	$ -	$ -	$ -	$ -	$ -	$ -	$ -
673	601000572	390.0	$ -	$ -	$ -	$ -	$ 2,221	$ 4,442	$ 6,553	$ 10,321	$ 14,088	$ 17,856	$ 22,647	$ 27,439	$ 32,231
674	601000573	393.0	$ -	$ -	$ -	$ -	$ -	$ -	$ -	$ -	$ -	$ -	$ -	$ -	$ -
675	601000573	396.0	$ -	$ -	$ -	$ -	$ -	$ -	$ -	$ -	$ -	$ -	$ -	$ -	$ -
676	601000574	392.0	$ -	$ -	$ -	$ -	$ -	$ -	$ -	$ -	$ -	$ -	$ -	$ -	$ -
677	601000574	392.1	$ -	$ -	$ -	$ -	$ -	$ -	$ -	$ -	$ -	$ -	$ -	$ -	$ -
678	601000574	392.2	$ -	$ -	$ -	$ -	$ -	$ -	$ -	$ -	$ -	$ -	$ -	$ -	$ -
679	601000574	392.3	$ -	$ -	$ -	$ -	$ -	$ -	$ -	$ -	$ -	$ -	$ -	$ -	$ -
680	601000575	394.0	$ -	$ -	$ -	$ -	$ -	$ -	$ -	$ -	$ -	$ -	$ -	$ -	$ -
681	625000577	376.1	$ -	$ -	$ -	$ -	$ -	$ -	$ -	$ -	$ -	$ -	$ -	$ -	$ -
682	625000577	376.2	$ -	$ -	$ -	$ -	$ -	$ -	$ -	$ -	$ -	$ -	$ -	$ -	$ -
683	625000577	376.4	$ -	$ -	$ -	$ -	$ -	$ -	$ -	$ -	$ -	$ -	$ -	$ -	$ -
684	625000577	380.0	$ -	$ -	$ -	$ -	$ -	$ -	$ -	$ -	$ -	$ -	$ -	$ -	$ -
685	620000578	376.1	$ -	$ -	$ -	$ -	$ -	$ -	$ -	$ -	$ -	$ -	$ -	$ -	$ -
686	620000578	376.2	$ -	$ -	$ -	$ -	$ -	$ -	$ -	$ -	$ -	$ -	$ -	$ -	$ -
687	620000578	376.4	$ -	$ -	$ -	$ -	$ -	$ -	$ -	$ -	$ -	$ -	$ -	$ -	$ -
688	620000578	380.0	$ -	$ -	$ -	$ -	$ -	$ -	$ -	$ -	$ -	$ -	$ -	$ -	$ -
689	620000579	376.1	$ -	$ -	$ -	$ -	$ -	$ -	$ -	$ -	$ -	$ -	$ -	$ -	$ -
690	620000579	376.2	$ -	$ -	$ -	$ -	$ -	$ -	$ -	$ -	$ -	$ -	$ -	$ -	$ -
691	620000579	376.4	$ -	$ -	$ -	$ -	$ -	$ -	$ -	$ -	$ -	$ -	$ -	$ -	$ -
692	620000579	380.0	$ -	$ -	$ -	$ -	$ -	$ -	$ -	$ -	$ -	$ -	$ -	$ -	$ -
693	620000580	376.1	$ -	$ -	$ -	$ -	$ -	$ -	$ -	$ -	$ -	$ -	$ -	$ -	$ -

NEW MEXICO GAS COMPANY, INC.

Accumulated Reserve Account
Base Period - 12 Months Ending March 31, 2023
Future Test Year - 12 Months Ending September 30, 2025

	A	B	P	Q	R	S	T	U	V	W	X	Y	Z	AA	AB
1															
2			Balance	Balance	Balance	Balance	Balance	Balance	Balance	Balance	Balance	Balance	Balance	Balance	Balance
3	Investment Number / Beginning Balance	FERC Account	4/30/2024	5/31/2024	6/30/2024	7/31/2024	8/31/2024	9/30/2024	10/31/2024	11/30/2024	12/31/2024	1/31/2025	2/28/2025	3/31/2025	4/30/2025
648	601000561	398.0	$ -	$ -	$ -	$ -	$ -	$ -	$ -	$ -	$ -	$ -	$ -	$ -	$ -
649	601000562	391.2	$ -	$ -	$ -	$ -	$ -	$ -	$ -	$ -	$ -	$ -	$ -	$ -	$ -
650	601000562	397.0	$ -	$ -	$ -	$ -	$ -	$ -	$ -	$ -	$ -	$ -	$ -	$ -	$ -
651	601000562	398.0	$ -	$ -	$ -	$ -	$ -	$ -	$ -	$ -	$ -	$ -	$ -	$ -	$ -
652	601000563	391.2	$ -	$ -	$ -	$ -	$ -	$ -	$ -	$ -	$ -	$ -	$ -	$ -	$ -
653	601000563	397.0	$ -	$ -	$ -	$ -	$ -	$ -	$ -	$ -	$ -	$ -	$ -	$ -	$ -
654	601000563	398.0	$ -	$ -	$ -	$ -	$ -	$ -	$ -	$ -	$ -	$ -	$ -	$ -	$ -
655	601000564	391.2	$ -	$ -	$ -	$ -	$ -	$ -	$ -	$ -	$ -	$ -	$ -	$ -	$ -
656	601000564	397.0	$ -	$ -	$ -	$ -	$ -	$ -	$ -	$ -	$ -	$ -	$ -	$ -	$ -
657	601000564	398.0	$ -	$ -	$ -	$ -	$ -	$ -	$ -	$ -	$ -	$ -	$ -	$ -	$ -
658	601000565	391.2	$ -	$ -	$ -	$ -	$ -	$ -	$ -	$ -	$ -	$ -	$ -	$ -	$ -
659	601000565	397.0	$ -	$ -	$ -	$ -	$ -	$ -	$ -	$ -	$ -	$ -	$ -	$ -	$ -
660	601000565	398.0	$ -	$ -	$ -	$ -	$ -	$ -	$ -	$ -	$ -	$ -	$ -	$ -	$ -
661	601000566	391.2	$ -	$ -	$ -	$ -	$ -	$ -	$ -	$ -	$ -	$ -	$ -	$ -	$ -
662	601000566	397.0	$ -	$ -	$ -	$ -	$ -	$ -	$ -	$ -	$ -	$ -	$ -	$ -	$ -
663	601000566	398.0	$ -	$ -	$ -	$ -	$ -	$ -	$ -	$ -	$ -	$ -	$ -	$ -	$ -
664	601000567	391.2	$ -	$ -	$ -	$ -	$ -	$ -	$ -	$ -	$ -	$ -	$ -	$ -	$ -
665	601000567	397.0	$ -	$ -	$ -	$ -	$ -	$ -	$ -	$ -	$ -	$ -	$ -	$ -	$ -
666	601000567	398.0	$ -	$ -	$ -	$ -	$ -	$ -	$ -	$ -	$ -	$ -	$ -	$ -	$ -
667	601000568	391.2	$ -	$ -	$ -	$ -	$ -	$ -	$ -	$ -	$ -	$ -	$ -	$ -	$ -
668	601000568	397.0	$ -	$ -	$ -	$ -	$ -	$ -	$ -	$ -	$ -	$ -	$ -	$ -	$ -
669	601000568	398.0	$ -	$ -	$ -	$ -	$ -	$ -	$ -	$ -	$ -	$ -	$ -	$ -	$ -
670	601000569	303.3	$ -	$ -	$ -	$ -	$ -	$ -	$ -	$ -	$ -	$ -	$ -	$ -	$ -
671	601000570	303.3	$ -	$ -	$ -	$ -	$ -	$ -	$ -	$ -	$ -	$ -	$ -	$ -	$ -
672	601000571	303.3	$ -	$ -	$ -	$ -	$ -	$ -	$ -	$ -	$ -	$ -	$ -	$ -	$ -
673	601000572	390.0	$ 37,387	$ 42,543	$ 47,700	$ 53,403	$ 59,106	$ 64,809	$ 71,059	$ 77,309	$ 83,559	$ 90,538	$ 97,517	$ 104,496	$ 111,853
674	601000573	393.0	$ -	$ -	$ -	$ -	$ -	$ -	$ -	$ -	$ -	$ -	$ -	$ -	$ -
675	601000573	396.0	$ -	$ -	$ -	$ -	$ -	$ -	$ -	$ -	$ -	$ -	$ -	$ -	$ -
676	601000574	392.0	$ -	$ -	$ -	$ -	$ -	$ -	$ -	$ -	$ -	$ -	$ -	$ -	$ -
677	601000574	392.1	$ -	$ -	$ -	$ -	$ -	$ -	$ -	$ -	$ -	$ -	$ -	$ -	$ -
678	601000574	392.2	$ -	$ -	$ -	$ -	$ -	$ -	$ -	$ -	$ -	$ -	$ -	$ -	$ -
679	601000574	392.3	$ -	$ -	$ -	$ -	$ -	$ -	$ -	$ -	$ -	$ -	$ -	$ -	$ -
680	601000575	394.0	$ -	$ -	$ -	$ -	$ -	$ -	$ -	$ -	$ -	$ -	$ -	$ -	$ -
681	625000577	376.1	$ -	$ -	$ -	$ -	$ -	$ -	$ -	$ -	$ -	$ -	$ -	$ -	$ -
682	625000577	376.2	$ -	$ -	$ -	$ -	$ -	$ -	$ -	$ -	$ -	$ -	$ -	$ -	$ -
683	625000577	376.4	$ -	$ -	$ -	$ -	$ -	$ -	$ -	$ -	$ -	$ -	$ -	$ -	$ -
684	625000577	380.0	$ -	$ -	$ -	$ -	$ -	$ -	$ -	$ -	$ -	$ -	$ -	$ -	$ -
685	620000578	376.1	$ -	$ -	$ -	$ -	$ -	$ -	$ -	$ -	$ -	$ -	$ -	$ -	$ -
686	620000578	376.2	$ -	$ -	$ -	$ -	$ -	$ -	$ -	$ -	$ -	$ -	$ -	$ -	$ -
687	620000578	376.4	$ -	$ -	$ -	$ -	$ -	$ -	$ -	$ -	$ -	$ -	$ -	$ -	$ -
688	620000578	380.0	$ -	$ -	$ -	$ -	$ -	$ -	$ -	$ -	$ -	$ -	$ -	$ -	$ -
689	620000579	376.1	$ -	$ -	$ -	$ -	$ -	$ -	$ -	$ -	$ -	$ -	$ -	$ -	$ -
690	620000579	376.2	$ -	$ -	$ -	$ -	$ -	$ -	$ -	$ -	$ -	$ -	$ -	$ -	$ -
691	620000579	376.4	$ -	$ -	$ -	$ -	$ -	$ -	$ -	$ -	$ -	$ -	$ -	$ -	$ -
692	620000579	380.0	$ -	$ -	$ -	$ -	$ -	$ -	$ -	$ -	$ -	$ -	$ -	$ -	$ -
693	620000580	376.1	$ -	$ -	$ -	$ -	$ -	$ -	$ -	$ -	$ -	$ -	$ -	$ -	$ -

NEW MEXICO GAS COMPANY, INC.

Accumulated Reserve Account
Base Period - 12 Months Ending March 31, 2023
Future Test Year - 12 Months Ending September 30, 2025

	A	B	AC	AD	AE	AF	AG
1							
2			Balance	Balance	Balance	Balance	Balance
3	Investment Number / Beginning Balance	FERC Account	**5/31/2025**	**6/30/2025**	**7/31/2025**	**8/31/2025**	**9/30/2025**
648	601000561	398.0	$ -	$ -	$ -	$ -	$ -
649	601000562	391.2	$ -	$ -	$ -	$ -	$ -
650	601000562	397.0	$ -	$ -	$ -	$ -	$ -
651	601000562	398.0	$ -	$ -	$ -	$ -	$ -
652	601000563	391.2	$ -	$ -	$ -	$ -	$ -
653	601000563	397.0	$ -	$ -	$ -	$ -	$ -
654	601000563	398.0	$ -	$ -	$ -	$ -	$ -
655	601000564	391.2	$ -	$ -	$ -	$ -	$ -
656	601000564	397.0	$ -	$ -	$ -	$ -	$ -
657	601000564	398.0	$ -	$ -	$ -	$ -	$ -
658	601000565	391.2	$ -	$ -	$ -	$ -	$ -
659	601000565	397.0	$ -	$ -	$ -	$ -	$ -
660	601000565	398.0	$ -	$ -	$ -	$ -	$ -
661	601000566	391.2	$ -	$ -	$ -	$ -	$ -
662	601000566	397.0	$ -	$ -	$ -	$ -	$ -
663	601000566	398.0	$ -	$ -	$ -	$ -	$ -
664	601000567	391.2	$ -	$ -	$ -	$ -	$ -
665	601000567	397.0	$ -	$ -	$ -	$ -	$ -
666	601000567	398.0	$ -	$ -	$ -	$ -	$ -
667	601000568	391.2	$ -	$ -	$ -	$ -	$ -
668	601000568	397.0	$ -	$ -	$ -	$ -	$ -
669	601000568	398.0	$ -	$ -	$ -	$ -	$ -
670	601000569	303.3	$ -	$ -	$ -	$ -	$ -
671	601000570	303.3	$ -	$ -	$ -	$ -	$ -
672	601000571	303.3	$ -	$ -	$ -	$ -	$ -
673	601000572	390.0	$ 119,211	$ 126,568	$ 134,493	$ 142,418	$ 150,343
674	601000573	393.0	$ -	$ -	$ -	$ -	$ -
675	601000573	396.0	$ -	$ -	$ -	$ -	$ -
676	601000574	392.0	$ -	$ -	$ -	$ -	$ -
677	601000574	392.1	$ -	$ -	$ -	$ -	$ -
678	601000574	392.2	$ -	$ -	$ -	$ -	$ -
679	601000574	392.3	$ -	$ -	$ -	$ -	$ -
680	601000575	394.0	$ -	$ -	$ -	$ -	$ -
681	625000577	376.1	$ -	$ -	$ -	$ -	$ -
682	625000577	376.2	$ -	$ -	$ -	$ -	$ -
683	625000577	376.4	$ -	$ -	$ -	$ -	$ -
684	625000577	380.0	$ -	$ -	$ -	$ -	$ -
685	620000578	376.1	$ -	$ -	$ -	$ -	$ -
686	620000578	376.2	$ -	$ -	$ -	$ -	$ -
687	620000578	376.4	$ -	$ -	$ -	$ -	$ -
688	620000578	380.0	$ -	$ -	$ -	$ -	$ -
689	620000579	376.1	$ -	$ -	$ -	$ -	$ -
690	620000579	376.2	$ -	$ -	$ -	$ -	$ -
691	620000579	376.4	$ -	$ -	$ -	$ -	$ -
692	620000579	380.0	$ -	$ -	$ -	$ -	$ -
693	620000580	376.1	$ -	$ -	$ -	$ -	$ -

Sponsored by NMGC Witness Erik C. Buchanan

NEW MEXICO GAS COMPANY, INC.

Accumulated Reserve Account
Base Period - 12 Months Ending March 31, 2023
Future Test Year - 12 Months Ending September 30, 2025

	A	B	C	D	E	F	G	H	I	J	K	L	M	N	O
1			Adjusted Base Period												
2			Balance	Balance	Balance	Balance	Balance	Balance	Balance	Balance	Balance	Balance	Balance	Balance	Balance
3	Investment Number / Beginning Balance	FERC Account	**3/31/2023**	**4/30/2023**	**5/31/2023**	**6/30/2023**	**7/31/2023**	**8/31/2023**	**9/30/2023**	**10/31/2023**	**11/30/2023**	**12/31/2023**	**1/31/2024**	**2/29/2024**	**3/31/2024**
694	620000580	376.2	$ -	$ -	$ -	$ -	$ -	$ -	$ -	$ -	$ -	$ -	$ -	$ -	$ -
695	620000580	376.4	$ -	$ -	$ -	$ -	$ -	$ -	$ -	$ -	$ -	$ -	$ -	$ -	$ -
696	620000580	380.0	$ -	$ -	$ -	$ -	$ -	$ -	$ -	$ -	$ -	$ -	$ -	$ -	$ -
697	627000581	376.1	$ -	$ -	$ -	$ -	$ -	$ -	$ -	$ -	$ -	$ -	$ -	$ -	$ -
698	627000581	376.2	$ -	$ -	$ -	$ -	$ -	$ -	$ -	$ -	$ -	$ -	$ -	$ -	$ -
699	627000581	376.4	$ -	$ -	$ -	$ -	$ -	$ -	$ -	$ -	$ -	$ -	$ -	$ -	$ -
700	627000581	380.0	$ -	$ -	$ -	$ -	$ -	$ -	$ -	$ -	$ -	$ -	$ -	$ -	$ -
701	629000582	376.1	$ -	$ -	$ -	$ -	$ -	$ -	$ -	$ -	$ -	$ -	$ -	$ -	$ -
702	629000582	376.2	$ -	$ -	$ -	$ -	$ -	$ -	$ -	$ -	$ -	$ -	$ -	$ -	$ -
703	629000582	376.4	$ -	$ -	$ -	$ -	$ -	$ -	$ -	$ -	$ -	$ -	$ -	$ -	$ -
704	629000582	380.0	$ -	$ -	$ -	$ -	$ -	$ -	$ -	$ -	$ -	$ -	$ -	$ -	$ -
705	667000583	376.1	$ -	$ -	$ -	$ -	$ -	$ -	$ -	$ -	$ -	$ -	$ -	$ -	$ -
706	667000583	376.2	$ -	$ -	$ -	$ -	$ -	$ -	$ -	$ -	$ -	$ -	$ -	$ -	$ -
707	667000583	376.4	$ -	$ -	$ -	$ -	$ -	$ -	$ -	$ -	$ -	$ -	$ -	$ -	$ -
708	667000583	380.0	$ -	$ -	$ -	$ -	$ -	$ -	$ -	$ -	$ -	$ -	$ -	$ -	$ -
709	626000584		$ -	$ -	$ -	$ -	$ -	$ -	$ -	$ -	$ -	$ -	$ -	$ -	$ -
710	T624000585	367.1	$ -	$ -	$ -	$ -	$ -	$ -	$ -	$ -	$ -	$ -	$ -	$ -	$ -
711	T624000585	368.0	$ -	$ -	$ -	$ -	$ -	$ -	$ -	$ -	$ -	$ -	$ -	$ -	$ -
712	T624000585	369.0	$ -	$ -	$ -	$ -	$ -	$ -	$ -	$ -	$ -	$ -	$ -	$ -	$ -
713	T680000586	367.1	$ -	$ -	$ -	$ -	$ -	$ -	$ -	$ -	$ -	$ -	$ -	$ -	$ -
714	T680000586	368.0	$ -	$ -	$ -	$ -	$ -	$ -	$ -	$ -	$ -	$ -	$ -	$ -	$ -
715	T680000586	369.0	$ -	$ -	$ -	$ -	$ -	$ -	$ -	$ -	$ -	$ -	$ -	$ -	$ -
716	T621000587	367.1	$ -	$ -	$ -	$ -	$ -	$ -	$ -	$ -	$ -	$ -	$ -	$ -	$ -
717	T621000587	368.0	$ -	$ -	$ -	$ -	$ -	$ -	$ -	$ -	$ -	$ -	$ -	$ -	$ -
718	T621000587	369.0	$ -	$ -	$ -	$ -	$ -	$ -	$ -	$ -	$ -	$ -	$ -	$ -	$ -
719	T610000589	367.1	$ -	$ -	$ -	$ -	$ -	$ -	$ -	$ -	$ -	$ -	$ -	$ -	$ -
720	T610000589	368.0	$ -	$ -	$ -	$ -	$ -	$ -	$ -	$ -	$ -	$ -	$ -	$ -	$ -
721	T610000589	369.0	$ -	$ -	$ -	$ -	$ -	$ -	$ -	$ -	$ -	$ -	$ -	$ -	$ -
722	T624000591	367.1	$ -	$ -	$ -	$ -	$ -	$ -	$ -	$ -	$ -	$ -	$ -	$ -	$ -
723	T624000591	368.0	$ -	$ -	$ -	$ -	$ -	$ -	$ -	$ -	$ -	$ -	$ -	$ -	$ -
724	T624000591	369.0	$ -	$ -	$ -	$ -	$ -	$ -	$ -	$ -	$ -	$ -	$ -	$ -	$ -
725	601000592	303.3	$ -	$ -	$ -	$ -	$ -	$ -	$ -	$ -	$ -	$ -	$ -	$ -	$ -
726	601000593	303.3	$ -	$ -	$ -	$ -	$ -	$ -	$ -	$ -	$ -	$ -	$ -	$ -	$ -
727	601000594	303.3	$ -	$ -	$ -	$ -	$ -	$ -	$ -	$ -	$ -	$ -	$ -	$ -	$ -
728	601000595	303.3	$ -	$ -	$ -	$ -	$ -	$ -	$ -	$ -	$ -	$ -	$ -	$ -	$ -
729	601000596	303.3	$ -	$ -	$ -	$ -	$ -	$ -	$ -	$ -	$ -	$ -	$ -	$ -	$ -
730	621000597	376.2	$ -	$ -	$ -	$ -	$ 30	$ 60	$ 91	$ 166	$ 240	$ 314	$ 415	$ 515	$ 615
731	621000598	378.0	$ -	$ -	$ -	$ -	$ 4	$ 9	$ 12	$ 20	$ 27	$ 34	$ 42	$ 49	$ 56
732	621000598	385.0	$ -	$ -	$ -	$ -	$ 15	$ 30	$ 41	$ 64	$ 87	$ 110	$ 133	$ 156	$ 179
733	621000599	381.0	$ -	$ -	$ -	$ -	$ 137	$ 275	$ 433	$ 752	$ 1,071	$ 1,391	$ 1,861	$ 2,332	$ 2,803
734	621000599	381.1	$ -	$ -	$ -	$ -	$ 30	$ 59	$ 87	$ 144	$ 201	$ 258	$ 342	$ 426	$ 510
735	621000600	378.0	$ -	$ -	$ -	$ -	$ -	$ -	$ -	$ -	$ -	$ -	$ -	$ -	$ -
736	621000601	380.0	$ -	$ -	$ -	$ -	$ 59	$ 118	$ 144	$ 191	$ 239	$ 286	$ 362	$ 438	$ 514
737	621000601	380.1	$ -	$ -	$ -	$ -	$ 6	$ 11	$ 14	$ 19	$ 23	$ 28	$ 36	$ 43	$ 51
738	632000602	376.2	$ -	$ -	$ -	$ -	$ 5	$ 9	$ 14	$ 65	$ 116	$ 168	$ 222	$ 277	$ 332
739	632000603	378.0	$ -	$ -	$ -	$ -	$ -	$ -	$ -	$ -	$ -	$ -	$ -	$ -	$ -

Sponsored by NMGC Witness Erik C. Buchanan

WP Plant 6 Accum Res Balances

NEW MEXICO GAS COMPANY, INC.

Accumulated Reserve Account
Base Period - 12 Months Ending March 31, 2023
Future Test Year - 12 Months Ending September 30, 2025

	A	B	P	Q	R	S	T	U	V	W	X	Y	Z	AA	AB
1															
2			Balance	Balance	Balance	Balance	Balance	Balance	Balance	Balance	Balance	Balance	Balance	Balance	Balance
3	Investment Number / Beginning Balance	FERC Account	4/30/2024	5/31/2024	6/30/2024	7/31/2024	8/31/2024	9/30/2024	10/31/2024	11/30/2024	12/31/2024	1/31/2025	2/28/2025	3/31/2025	4/30/2025
694	620000580	376.2	$ -	$ -	$ -	$ -	$ -	$ -	$ -	$ -	$ -	$ -	$ -	$ -	$ -
695	620000580	376.4	$ -	$ -	$ -	$ -	$ -	$ -	$ -	$ -	$ -	$ -	$ -	$ -	$ -
696	620000580	380.0	$ -	$ -	$ -	$ -	$ -	$ -	$ -	$ -	$ -	$ -	$ -	$ -	$ -
697	627000581	376.1	$ -	$ -	$ -	$ -	$ -	$ -	$ 232	$ 464	$ 696	$ 928	$ 1,160	$ 1,392	$ 1,624
698	627000581	376.2	$ -	$ -	$ -	$ -	$ -	$ -	$ 1,562	$ 3,123	$ 4,685	$ 6,247	$ 7,808	$ 9,370	$ 10,932
699	627000581	376.4	$ -	$ -	$ -	$ -	$ -	$ -	$ 198	$ 396	$ 594	$ 792	$ 990	$ 1,188	$ 1,386
700	627000581	380.0	$ -	$ -	$ -	$ -	$ -	$ -	$ 319	$ 637	$ 956	$ 1,274	$ 1,593	$ 1,911	$ 2,230
701	629000582	376.1	$ -	$ -	$ -	$ -	$ -	$ -	$ -	$ -	$ -	$ -	$ -	$ -	$ -
702	629000582	376.2	$ -	$ -	$ -	$ -	$ -	$ -	$ -	$ -	$ -	$ -	$ -	$ -	$ -
703	629000582	376.4	$ -	$ -	$ -	$ -	$ -	$ -	$ -	$ -	$ -	$ -	$ -	$ -	$ -
704	629000582	380.0	$ -	$ -	$ -	$ -	$ -	$ -	$ -	$ -	$ -	$ -	$ -	$ -	$ -
705	667000583	376.1	$ -	$ -	$ -	$ -	$ -	$ -	$ -	$ -	$ -	$ -	$ -	$ -	$ -
706	667000583	376.2	$ -	$ -	$ -	$ -	$ -	$ -	$ -	$ -	$ -	$ -	$ -	$ -	$ -
707	667000583	376.4	$ -	$ -	$ -	$ -	$ -	$ -	$ -	$ -	$ -	$ -	$ -	$ -	$ -
708	667000583	380.0	$ -	$ -	$ -	$ -	$ -	$ -	$ -	$ -	$ -	$ -	$ -	$ -	$ -
709	626000584		$ -	$ -	$ -	$ -	$ -	$ -	$ -	$ -	$ -	$ -	$ -	$ -	$ -
710	T624000585	367.1	$ -	$ -	$ -	$ -	$ -	$ -	$ -	$ -	$ -	$ -	$ -	$ -	$ -
711	T624000585	368.0	$ -	$ -	$ -	$ -	$ -	$ -	$ -	$ -	$ -	$ -	$ -	$ -	$ -
712	T624000585	369.0	$ -	$ -	$ -	$ -	$ -	$ -	$ -	$ -	$ -	$ -	$ -	$ -	$ -
713	T680000586	367.1	$ -	$ -	$ -	$ -	$ -	$ -	$ -	$ -	$ -	$ -	$ -	$ -	$ -
714	T680000586	368.0	$ -	$ -	$ -	$ -	$ -	$ -	$ -	$ -	$ -	$ -	$ -	$ -	$ -
715	T680000586	369.0	$ -	$ -	$ -	$ -	$ -	$ -	$ -	$ -	$ -	$ -	$ -	$ -	$ -
716	T621000587	367.1	$ -	$ -	$ -	$ -	$ -	$ -	$ -	$ -	$ -	$ -	$ -	$ -	$ -
717	T621000587	368.0	$ -	$ -	$ -	$ -	$ -	$ -	$ -	$ -	$ -	$ -	$ -	$ -	$ -
718	T621000587	369.0	$ -	$ -	$ -	$ -	$ -	$ -	$ -	$ -	$ -	$ -	$ -	$ -	$ -
719	T610000589	367.1	$ -	$ -	$ -	$ -	$ -	$ -	$ -	$ -	$ -	$ -	$ -	$ -	$ -
720	T610000589	368.0	$ -	$ -	$ -	$ -	$ -	$ -	$ -	$ -	$ -	$ -	$ -	$ -	$ -
721	T610000589	369.0	$ -	$ -	$ -	$ -	$ -	$ -	$ -	$ -	$ -	$ -	$ -	$ -	$ -
722	T624000591	367.1	$ -	$ -	$ -	$ -	$ -	$ -	$ -	$ -	$ -	$ -	$ -	$ -	$ -
723	T624000591	368.0	$ -	$ -	$ -	$ -	$ -	$ -	$ -	$ -	$ -	$ -	$ -	$ -	$ -
724	T624000591	369.0	$ -	$ -	$ -	$ -	$ -	$ -	$ -	$ -	$ -	$ -	$ -	$ -	$ -
725	601000592	303.3	$ -	$ -	$ -	$ -	$ -	$ -	$ -	$ -	$ -	$ -	$ -	$ -	$ -
726	601000593	303.3	$ -	$ -	$ -	$ -	$ -	$ -	$ -	$ -	$ -	$ -	$ -	$ -	$ -
727	601000594	303.3	$ -	$ -	$ -	$ -	$ -	$ -	$ -	$ -	$ -	$ -	$ -	$ -	$ -
728	601000595	303.3	$ -	$ -	$ -	$ -	$ -	$ -	$ -	$ -	$ -	$ -	$ -	$ -	$ -
729	601000596	303.3	$ -	$ -	$ -	$ -	$ -	$ -	$ -	$ -	$ -	$ -	$ -	$ -	$ -
730	621000597	376.2	$ 741	$ 866	$ 992	$ 1,200	$ 1,408	$ 1,616	$ 1,878	$ 2,140	$ 2,402	$ 2,746	$ 3,091	$ 3,435	$ 3,804
731	621000598	378.0	$ 64	$ 71	$ 78	$ 89	$ 100	$ 111	$ 126	$ 140	$ 154	$ 169	$ 183	$ 198	$ 212
732	621000598	385.0	$ 202	$ 225	$ 248	$ 282	$ 317	$ 351	$ 396	$ 441	$ 487	$ 532	$ 577	$ 623	$ 668
733	621000599	381.0	$ 3,363	$ 3,924	$ 4,484	$ 5,294	$ 6,104	$ 6,913	$ 7,728	$ 8,542	$ 9,356	$ 10,197	$ 11,038	$ 11,879	$ 12,810
734	621000599	381.1	$ 610	$ 710	$ 810	$ 955	$ 1,099	$ 1,244	$ 1,389	$ 1,534	$ 1,680	$ 1,830	$ 1,980	$ 2,130	$ 2,296
735	621000600	378.0	$ -	$ -	$ -	$ -	$ -	$ -	$ -	$ -	$ -	$ -	$ -	$ -	$ -
736	621000601	380.0	$ 606	$ 698	$ 790	$ 933	$ 1,076	$ 1,219	$ 1,413	$ 1,607	$ 1,801	$ 2,041	$ 2,282	$ 2,523	$ 2,779
737	621000601	380.1	$ 60	$ 69	$ 78	$ 93	$ 107	$ 121	$ 141	$ 160	$ 179	$ 203	$ 227	$ 251	$ 277
738	632000602	376.2	$ 404	$ 477	$ 550	$ 683	$ 817	$ 951	$ 1,096	$ 1,242	$ 1,387	$ 1,539	$ 1,691	$ 1,843	$ 2,013
739	632000603	378.0	$ -	$ -	$ -	$ -	$ -	$ -	$ -	$ -	$ -	$ -	$ -	$ -	$ -

Sponsored by NMGC Witness Erik C. Buchanan

WP Plant 6 Accum Res Balances

NEW MEXICO GAS COMPANY, INC.

Accumulated Reserve Account
Base Period - 12 Months Ending March 31, 2023
Future Test Year - 12 Months Ending September 30, 2025

	A	B	AC	AD	AE	AF	AG
1							
2			Balance	Balance	Balance	Balance	Balance
3	Investment Number / Beginning Balance	FERC Account	**5/31/2025**	**6/30/2025**	**7/31/2025**	**8/31/2025**	**9/30/2025**
694	620000580	376.2	$ -	$ -	$ -	$ -	$ -
695	620000580	376.4	$ -	$ -	$ -	$ -	$ -
696	620000580	380.0	$ -	$ -	$ -	$ -	$ -
697	627000581	376.1	$ 1,856	$ 2,088	$ 2,320	$ 2,552	$ 2,784
698	627000581	376.2	$ 12,493	$ 14,055	$ 15,617	$ 17,178	$ 18,740
699	627000581	376.4	$ 1,585	$ 1,783	$ 1,981	$ 2,179	$ 2,377
700	627000581	380.0	$ 2,548	$ 2,867	$ 3,185	$ 3,504	$ 3,822
701	629000582	376.1	$ -	$ -	$ -	$ -	$ -
702	629000582	376.2	$ -	$ -	$ -	$ -	$ -
703	629000582	376.4	$ -	$ -	$ -	$ -	$ -
704	629000582	380.0	$ -	$ -	$ -	$ -	$ -
705	667000583	376.1	$ -	$ -	$ -	$ -	$ -
706	667000583	376.2	$ -	$ -	$ -	$ -	$ -
707	667000583	376.4	$ -	$ -	$ -	$ -	$ -
708	667000583	380.0	$ -	$ -	$ -	$ -	$ -
709	626000584		$ -	$ -	$ -	$ -	$ -
710	T624000585	367.1	$ -	$ -	$ -	$ -	$ -
711	T624000585	368.0	$ -	$ -	$ -	$ -	$ -
712	T624000585	369.0	$ -	$ -	$ -	$ -	$ -
713	T680000586	367.1	$ -	$ -	$ -	$ -	$ -
714	T680000586	368.0	$ -	$ -	$ -	$ -	$ -
715	T680000586	369.0	$ -	$ -	$ -	$ -	$ -
716	T621000587	367.1	$ -	$ -	$ -	$ -	$ -
717	T621000587	368.0	$ -	$ -	$ -	$ -	$ -
718	T621000587	369.0	$ -	$ -	$ -	$ -	$ -
719	T610000589	367.1	$ -	$ -	$ -	$ -	$ -
720	T610000589	368.0	$ -	$ -	$ -	$ -	$ -
721	T610000589	369.0	$ -	$ -	$ -	$ -	$ -
722	T624000591	367.1	$ -	$ -	$ -	$ -	$ -
723	T624000591	368.0	$ -	$ -	$ -	$ -	$ -
724	T624000591	369.0	$ -	$ -	$ -	$ -	$ -
725	601000592	303.3	$ -	$ -	$ -	$ -	$ -
726	601000593	303.3	$ -	$ -	$ -	$ -	$ -
727	601000594	303.3	$ -	$ -	$ -	$ -	$ -
728	601000595	303.3	$ -	$ -	$ -	$ -	$ -
729	601000596	303.3	$ -	$ -	$ -	$ -	$ -
730	621000597	376.2	$ 4,174	$ 4,543	$ 4,994	$ 5,446	$ 5,897
731	621000598	378.0	$ 227	$ 241	$ 259	$ 277	$ 295
732	621000598	385.0	$ 713	$ 759	$ 815	$ 871	$ 927
733	621000599	381.0	$ 13,742	$ 14,673	$ 15,853	$ 17,034	$ 18,215
734	621000599	381.1	$ 2,462	$ 2,628	$ 2,839	$ 3,050	$ 3,260
735	621000600	378.0	$ -	$ -	$ -	$ -	$ -
736	621000601	380.0	$ 3,035	$ 3,291	$ 3,597	$ 3,903	$ 4,209
737	621000601	380.1	$ 303	$ 328	$ 359	$ 389	$ 420
738	632000602	376.2	$ 2,182	$ 2,352	$ 2,582	$ 2,812	$ 3,043
739	632000603	378.0	$ -	$ -	$ -	$ -	$ -

Sponsored by NMGC Witness Erik C. Buchanan

WP Plant 6 Accum Res Balances

NEW MEXICO GAS COMPANY, INC.

Accumulated Reserve Account
Base Period - 12 Months Ending March 31, 2023
Future Test Year - 12 Months Ending September 30, 2025

	A	B	C	D	E	F	G	H	I	J	K	L	M	N	O
1			Adjusted Base Period												
2			Balance	Balance	Balance	Balance	Balance	Balance	Balance	Balance	Balance	Balance	Balance	Balance	Balance
3	Investment Number / Beginning Balance	FERC Account	3/31/2023	4/30/2023	5/31/2023	6/30/2023	7/31/2023	8/31/2023	9/30/2023	10/31/2023	11/30/2023	12/31/2023	1/31/2024	2/29/2024	3/31/2024
740	632000603	385.0	$ -	$ -	$ -	$ -	$ -	$ -	$ -	$ -	$ -	$ -	$ -	$ -	$ -
741	632000604	381.0	$ -	$ -	$ -	$ -	$ 7	$ 13	$ 21	$ 150	$ 279	$ 408	$ 658	$ 909	$ 1,160
742	632000604	381.1	$ -	$ -	$ -	$ -	$ 1	$ 3	$ 4	$ 27	$ 50	$ 73	$ 118	$ 163	$ 207
743	632000605	380.0	$ -	$ -	$ -	$ -	$ 10	$ 19	$ 23	$ 54	$ 85	$ 115	$ 154	$ 194	$ 233
744	632000605	380.1	$ -	$ -	$ -	$ -	$ 1	$ 2	$ 2	$ 5	$ 8	$ 11	$ 15	$ 19	$ 23
745	633000606	376.2	$ -	$ -	$ -	$ -	$ -	$ -	$ -	$ -	$ -	$ -	$ -	$ -	$ -
746	633000607	378.0	$ -	$ -	$ -	$ -	$ -	$ -	$ -	$ -	$ -	$ -	$ -	$ -	$ -
747	633000607	385.0	$ -	$ -	$ -	$ -	$ -	$ -	$ -	$ -	$ -	$ -	$ -	$ -	$ -
748	633000608	381.0	$ -	$ -	$ -	$ -	$ 80	$ 160	$ 252	$ 376	$ 500	$ 624	$ 790	$ 955	$ 1,121
749	633000608	381.1	$ -	$ -	$ -	$ -	$ 17	$ 34	$ 51	$ 73	$ 95	$ 117	$ 147	$ 176	$ 206
750	633000609	380.0	$ -	$ -	$ -	$ -	$ 13	$ 25	$ 31	$ 65	$ 100	$ 135	$ 183	$ 230	$ 278
751	633000609	380.1	$ -	$ -	$ -	$ -	$ 1	$ 2	$ 3	$ 6	$ 10	$ 13	$ 18	$ 23	$ 28
752	622000610	376.2	$ -	$ -	$ -	$ -	$ 63	$ 127	$ 193	$ 460	$ 727	$ 994	$ 1,344	$ 1,694	$ 2,045
753	622000611	378.0	$ -	$ -	$ -	$ -	$ 10	$ 19	$ 28	$ 36	$ 44	$ 52	$ 69	$ 86	$ 104
754	622000611	385.0	$ -	$ -	$ -	$ -	$ 33	$ 66	$ 92	$ 117	$ 143	$ 169	$ 223	$ 276	$ 330
755	622000612	381.0	$ -	$ -	$ -	$ -	$ 77	$ 153	$ 241	$ 494	$ 747	$ 999	$ 1,379	$ 1,759	$ 2,139
756	622000612	381.1	$ -	$ -	$ -	$ -	$ 17	$ 33	$ 49	$ 94	$ 139	$ 184	$ 252	$ 320	$ 387
757	622000613	378.0	$ -	$ -	$ -	$ -	$ -	$ -	$ -	$ -	$ -	$ -	$ -	$ -	$ -
758	622000614	380.0	$ -	$ -	$ -	$ -	$ 79	$ 157	$ 191	$ 275	$ 358	$ 441	$ 567	$ 694	$ 821
759	622000614	380.1	$ -	$ -	$ -	$ -	$ 8	$ 15	$ 19	$ 27	$ 35	$ 43	$ 56	$ 69	$ 81
760	621000615	376.1	$ -	$ -	$ -	$ -	$ 4	$ 7	$ 11	$ 28	$ 46	$ 64	$ 89	$ 115	$ 141
761	621000615	376.2	$ -	$ -	$ -	$ -	$ 3	$ 7	$ 10	$ 28	$ 47	$ 65	$ 92	$ 118	$ 145
762	621000615	376.4	$ -	$ -	$ -	$ -	$ 1	$ 3	$ 4	$ 12	$ 19	$ 26	$ 37	$ 48	$ 59
763	621000615	380.0	$ -	$ -	$ -	$ -	$ 1	$ 2	$ 2	$ 4	$ 6	$ 8	$ 11	$ 14	$ 17
764	621000616	376.5	$ -	$ -	$ -	$ -	$ 29	$ 59	$ 148	$ 399	$ 650	$ 902	$ 1,459	$ 2,016	$ 2,573
765	621000617	378.0	$ -	$ -	$ -	$ -	$ 7	$ 14	$ 19	$ 37	$ 54	$ 71	$ 103	$ 135	$ 167
766	621000617	385.0	$ -	$ -	$ -	$ -	$ 16	$ 32	$ 44	$ 81	$ 119	$ 156	$ 225	$ 294	$ 363
767	621000618	381.0	$ -	$ -	$ -	$ -	$ -	$ -	$ -	$ -	$ -	$ -	$ -	$ -	$ -
768	621000619	380.0	$ -	$ -	$ -	$ -	$ -	$ -	$ -	$ 13	$ 25	$ 38	$ 63	$ 87	$ 112
769	621000619	380.1	$ -	$ -	$ -	$ -	$ -	$ -	$ -	$ 6	$ 12	$ 17	$ 28	$ 40	$ 51
770	632000620	376.1	$ -	$ -	$ -	$ -	$ 1	$ 2	$ 2	$ 5	$ 8	$ 12	$ 19	$ 27	$ 35
771	632000620	376.2	$ -	$ -	$ -	$ -	$ 1	$ 1	$ 2	$ 5	$ 9	$ 12	$ 20	$ 28	$ 36
772	632000620	376.4	$ -	$ -	$ -	$ -	$ 0	$ 1	$ 1	$ 2	$ 4	$ 5	$ 8	$ 11	$ 15
773	632000620	380.0	$ -	$ -	$ -	$ -	$ 0	$ 0	$ 0	$ 1	$ 1	$ 1	$ 2	$ 3	$ 4
774	632000621	376.5	$ -	$ -	$ -	$ -	$ 5	$ 10	$ 26	$ 85	$ 144	$ 203	$ 316	$ 428	$ 541
775	632000622	378.0	$ -	$ -	$ -	$ -	$ 5	$ 9	$ 13	$ 25	$ 37	$ 49	$ 62	$ 74	$ 87
776	632000622	385.0	$ -	$ -	$ -	$ -	$ 11	$ 22	$ 30	$ 56	$ 82	$ 107	$ 135	$ 162	$ 189
777	632000623	381.0	$ -	$ -	$ -	$ -	$ -	$ -	$ -	$ -	$ -	$ -	$ -	$ -	$ -
778	632000624	378.0	$ -	$ -	$ -	$ -	$ -	$ -	$ -	$ -	$ -	$ -	$ -	$ -	$ -
779	632000625	380.0	$ -	$ -	$ -	$ -	$ 0	$ 1	$ 1	$ 8	$ 15	$ 22	$ 41	$ 59	$ 78
780	632000625	380.1	$ -	$ -	$ -	$ -	$ 0	$ 0	$ 0	$ 4	$ 7	$ 10	$ 18	$ 27	$ 35
781	633000626	376.1	$ -	$ -	$ -	$ -	$ 170	$ 341	$ 501	$ 662	$ 822	$ 983	$ 1,144	$ 1,304	$ 1,465
782	633000626	376.2	$ -	$ -	$ -	$ -	$ 160	$ 319	$ 485	$ 651	$ 817	$ 982	$ 1,148	$ 1,314	$ 1,480
783	633000626	376.4	$ -	$ -	$ -	$ -	$ 68	$ 136	$ 203	$ 270	$ 337	$ 403	$ 470	$ 537	$ 604
784	633000626	380.0	$ -	$ -	$ -	$ -	$ 41	$ 82	$ 100	$ 118	$ 135	$ 153	$ 171	$ 189	$ 207
785	633000627	376.5	$ -	$ -	$ -	$ -	$ 20	$ 40	$ 100	$ 161	$ 221	$ 282	$ 426	$ 571	$ 716

Sponsored by NMGC Witness Erik C. Buchanan

WP Plant 6 Accum Res Balances

NEW MEXICO GAS COMPANY, INC.

Accumulated Reserve Account
Base Period - 12 Months Ending March 31, 2023
Future Test Year - 12 Months Ending September 30, 2025

	A	B	P	Q	R	S	T	U	V	W	X	Y	Z	AA	AB
1															
2			Balance	Balance	Balance	Balance	Balance	Balance	Balance	Balance	Balance	Balance	Balance	Balance	Balance
3	Investment Number / Beginning Balance	FERC Account	4/30/2024	5/31/2024	6/30/2024	7/31/2024	8/31/2024	9/30/2024	10/31/2024	11/30/2024	12/31/2024	1/31/2025	2/28/2025	3/31/2025	4/30/2025
740	632000603	385.0	$ -	$ -	$ -	$ -	$ -	$ -	$ -	$ -	$ -	$ -	$ -	$ -	$ -
741	632000604	381.0	$ 1,466	$ 1,772	$ 2,079	$ 2,559	$ 3,040	$ 3,521	$ 4,022	$ 4,523	$ 5,024	$ 5,558	$ 6,092	$ 6,626	$ 7,216
742	632000604	381.1	$ 262	$ 317	$ 371	$ 457	$ 543	$ 629	$ 718	$ 807	$ 897	$ 992	$ 1,087	$ 1,183	$ 1,288
743	632000605	380.0	$ 281	$ 330	$ 378	$ 454	$ 529	$ 604	$ 705	$ 806	$ 907	$ 1,044	$ 1,180	$ 1,316	$ 1,461
744	632000605	380.1	$ 28	$ 33	$ 38	$ 45	$ 53	$ 60	$ 70	$ 80	$ 91	$ 104	$ 118	$ 131	$ 146
745	633000606	376.2	$ -	$ -	$ -	$ -	$ -	$ -	$ -	$ -	$ -	$ -	$ -	$ -	$ -
746	633000607	378.0	$ -	$ -	$ -	$ -	$ -	$ -	$ -	$ -	$ -	$ -	$ -	$ -	$ -
747	633000607	385.0	$ -	$ -	$ -	$ -	$ -	$ -	$ -	$ -	$ -	$ -	$ -	$ -	$ -
748	633000608	381.0	$ 1,306	$ 1,491	$ 1,676	$ 1,916	$ 2,155	$ 2,395	$ 2,630	$ 2,865	$ 3,101	$ 3,338	$ 3,575	$ 3,812	$ 4,068
749	633000608	381.1	$ 239	$ 272	$ 305	$ 348	$ 391	$ 433	$ 475	$ 517	$ 559	$ 601	$ 644	$ 686	$ 732
750	633000609	380.0	$ 335	$ 392	$ 449	$ 518	$ 587	$ 656	$ 734	$ 812	$ 889	$ 994	$ 1,098	$ 1,203	$ 1,317
751	633000609	380.1	$ 33	$ 39	$ 45	$ 52	$ 59	$ 65	$ 73	$ 81	$ 89	$ 99	$ 110	$ 120	$ 131
752	622000610	376.2	$ 2,362	$ 2,680	$ 2,998	$ 3,627	$ 4,256	$ 4,884	$ 5,688	$ 6,491	$ 7,295	$ 8,209	$ 9,123	$ 10,037	$ 10,917
753	622000611	378.0	$ 116	$ 128	$ 140	$ 152	$ 164	$ 177	$ 189	$ 201	$ 213	$ 247	$ 281	$ 315	$ 345
754	622000611	385.0	$ 368	$ 406	$ 445	$ 483	$ 521	$ 559	$ 597	$ 635	$ 673	$ 780	$ 887	$ 994	$ 1,086
755	622000612	381.0	$ 2,560	$ 2,980	$ 3,401	$ 3,952	$ 4,503	$ 5,054	$ 5,636	$ 6,217	$ 6,798	$ 7,449	$ 8,099	$ 8,749	$ 9,440
756	622000612	381.1	$ 462	$ 537	$ 613	$ 711	$ 809	$ 907	$ 1,011	$ 1,115	$ 1,219	$ 1,335	$ 1,451	$ 1,567	$ 1,690
757	622000613	378.0	$ -	$ -	$ -	$ -	$ -	$ -	$ -	$ -	$ -	$ -	$ -	$ -	$ -
758	622000614	380.0	$ 971	$ 1,121	$ 1,270	$ 1,455	$ 1,639	$ 1,824	$ 2,053	$ 2,282	$ 2,511	$ 2,824	$ 3,136	$ 3,449	$ 3,811
759	622000614	380.1	$ 96	$ 111	$ 126	$ 145	$ 163	$ 181	$ 204	$ 227	$ 250	$ 281	$ 313	$ 344	$ 380
760	621000615	376.1	$ 170	$ 199	$ 228	$ 262	$ 296	$ 331	$ 380	$ 430	$ 479	$ 539	$ 600	$ 660	$ 723
761	621000615	376.2	$ 175	$ 205	$ 234	$ 270	$ 305	$ 341	$ 392	$ 443	$ 494	$ 556	$ 618	$ 680	$ 745
762	621000615	376.4	$ 71	$ 83	$ 95	$ 109	$ 123	$ 138	$ 158	$ 179	$ 200	$ 225	$ 250	$ 275	$ 301
763	621000615	380.0	$ 20	$ 23	$ 26	$ 30	$ 34	$ 38	$ 43	$ 49	$ 54	$ 61	$ 68	$ 75	$ 82
764	621000616	376.5	$ 3,229	$ 3,885	$ 4,541	$ 5,345	$ 6,149	$ 6,953	$ 7,905	$ 8,857	$ 9,808	$ 10,958	$ 12,107	$ 13,256	$ 14,440
765	621000617	378.0	$ 200	$ 232	$ 264	$ 296	$ 328	$ 360	$ 404	$ 447	$ 491	$ 549	$ 608	$ 666	$ 725
766	621000617	385.0	$ 432	$ 501	$ 571	$ 640	$ 709	$ 778	$ 872	$ 966	$ 1,060	$ 1,186	$ 1,312	$ 1,438	$ 1,564
767	621000618	381.0	$ -	$ -	$ -	$ -	$ -	$ -	$ -	$ -	$ -	$ -	$ -	$ -	$ -
768	621000619	380.0	$ 148	$ 185	$ 221	$ 270	$ 318	$ 366	$ 426	$ 487	$ 547	$ 615	$ 683	$ 752	$ 832
769	621000619	380.1	$ 67	$ 84	$ 100	$ 122	$ 144	$ 166	$ 193	$ 221	$ 248	$ 279	$ 310	$ 341	$ 378
770	632000620	376.1	$ 43	$ 51	$ 59	$ 70	$ 81	$ 92	$ 103	$ 114	$ 125	$ 141	$ 157	$ 172	$ 188
771	632000620	376.2	$ 44	$ 52	$ 61	$ 72	$ 84	$ 95	$ 106	$ 118	$ 129	$ 145	$ 161	$ 178	$ 194
772	632000620	376.4	$ 18	$ 21	$ 25	$ 29	$ 34	$ 38	$ 43	$ 48	$ 52	$ 59	$ 65	$ 72	$ 78
773	632000620	380.0	$ 5	$ 6	$ 7	$ 8	$ 9	$ 10	$ 12	$ 13	$ 14	$ 16	$ 18	$ 19	$ 21
774	632000621	376.5	$ 672	$ 803	$ 935	$ 1,098	$ 1,261	$ 1,424	$ 1,615	$ 1,806	$ 1,997	$ 2,229	$ 2,462	$ 2,694	$ 2,946
775	632000622	378.0	$ 100	$ 112	$ 125	$ 142	$ 159	$ 176	$ 201	$ 227	$ 252	$ 297	$ 342	$ 386	$ 431
776	632000622	385.0	$ 216	$ 244	$ 271	$ 307	$ 344	$ 380	$ 435	$ 490	$ 545	$ 641	$ 738	$ 834	$ 931
777	632000623	381.0	$ -	$ -	$ -	$ -	$ -	$ -	$ -	$ -	$ -	$ -	$ -	$ -	$ -
778	632000624	378.0	$ -	$ -	$ -	$ -	$ -	$ -	$ -	$ -	$ -	$ -	$ -	$ -	$ -
779	632000625	380.0	$ 98	$ 119	$ 140	$ 171	$ 203	$ 234	$ 269	$ 304	$ 340	$ 379	$ 419	$ 459	$ 502
780	632000625	380.1	$ 45	$ 54	$ 63	$ 78	$ 92	$ 106	$ 122	$ 138	$ 154	$ 172	$ 190	$ 208	$ 228
781	633000626	376.1	$ 1,626	$ 1,786	$ 1,947	$ 2,107	$ 2,268	$ 2,429	$ 2,601	$ 2,772	$ 2,944	$ 3,142	$ 3,340	$ 3,538	$ 3,736
782	633000626	376.2	$ 1,646	$ 1,811	$ 1,977	$ 2,143	$ 2,309	$ 2,474	$ 2,652	$ 2,829	$ 3,007	$ 3,211	$ 3,415	$ 3,620	$ 3,824
783	633000626	376.4	$ 671	$ 738	$ 805	$ 872	$ 939	$ 1,006	$ 1,077	$ 1,149	$ 1,220	$ 1,303	$ 1,385	$ 1,468	$ 1,550
784	633000626	380.0	$ 225	$ 243	$ 261	$ 279	$ 297	$ 315	$ 334	$ 353	$ 372	$ 394	$ 417	$ 439	$ 461
785	633000627	376.5	$ 912	$ 1,109	$ 1,305	$ 1,553	$ 1,800	$ 2,047	$ 2,320	$ 2,593	$ 2,866	$ 3,184	$ 3,502	$ 3,820	$ 4,190

Sponsored by NMGC Witness Erik C. Buchanan

WP Plant 6 Accum Res Balances

NEW MEXICO GAS COMPANY, INC.

Accumulated Reserve Account
Base Period - 12 Months Ending March 31, 2023
Future Test Year - 12 Months Ending September 30, 2025

	A	B	AC	AD	AE	AF	AG
1							
2			Balance	Balance	Balance	Balance	Balance
3	Investment Number / Beginning Balance	FERC Account	**5/31/2025**	**6/30/2025**	**7/31/2025**	**8/31/2025**	**9/30/2025**
740	632000603	385.0	$ -	$ -	$ -	$ -	$ -
741	632000604	381.0	$ 7,806	$ 8,395	$ 9,160	$ 9,925	$ 10,689
742	632000604	381.1	$ 1,393	$ 1,498	$ 1,635	$ 1,771	$ 1,908
743	632000605	380.0	$ 1,607	$ 1,753	$ 1,925	$ 2,098	$ 2,270
744	632000605	380.1	$ 160	$ 175	$ 192	$ 209	$ 227
745	633000606	376.2	$ -	$ -	$ -	$ -	$ -
746	633000607	378.0	$ -	$ -	$ -	$ -	$ -
747	633000607	385.0	$ -	$ -	$ -	$ -	$ -
748	633000608	381.0	$ 4,325	$ 4,581	$ 4,892	$ 5,204	$ 5,515
749	633000608	381.1	$ 778	$ 823	$ 879	$ 934	$ 990
750	633000609	380.0	$ 1,431	$ 1,546	$ 1,672	$ 1,798	$ 1,924
751	633000609	380.1	$ 143	$ 154	$ 167	$ 179	$ 192
752	622000610	376.2	$ 11,796	$ 12,675	$ 13,860	$ 15,044	$ 16,229
753	622000611	378.0	$ 374	$ 403	$ 432	$ 461	$ 490
754	622000611	385.0	$ 1,177	$ 1,268	$ 1,360	$ 1,451	$ 1,543
755	622000612	381.0	$ 10,131	$ 10,822	$ 11,644	$ 12,466	$ 13,287
756	622000612	381.1	$ 1,813	$ 1,937	$ 2,083	$ 2,230	$ 2,377
757	622000613	378.0	$ -	$ -	$ -	$ -	$ -
758	622000614	380.0	$ 4,173	$ 4,536	$ 4,968	$ 5,400	$ 5,832
759	622000614	380.1	$ 416	$ 452	$ 495	$ 539	$ 582
760	621000615	376.1	$ 786	$ 849	$ 917	$ 986	$ 1,054
761	621000615	376.2	$ 810	$ 876	$ 946	$ 1,017	$ 1,088
762	621000615	376.4	$ 327	$ 353	$ 382	$ 411	$ 439
763	621000615	380.0	$ 89	$ 96	$ 103	$ 111	$ 119
764	621000616	376.5	$ 15,624	$ 16,808	$ 18,139	$ 19,471	$ 20,802
765	621000617	378.0	$ 783	$ 842	$ 900	$ 959	$ 1,017
766	621000617	385.0	$ 1,690	$ 1,816	$ 1,942	$ 2,068	$ 2,194
767	621000618	381.0	$ -	$ -	$ -	$ -	$ -
768	621000619	380.0	$ 913	$ 993	$ 1,085	$ 1,177	$ 1,269
769	621000619	380.1	$ 414	$ 450	$ 492	$ 534	$ 576
770	632000620	376.1	$ 204	$ 220	$ 239	$ 258	$ 277
771	632000620	376.2	$ 211	$ 227	$ 247	$ 266	$ 286
772	632000620	376.4	$ 85	$ 92	$ 100	$ 107	$ 115
773	632000620	380.0	$ 23	$ 25	$ 27	$ 29	$ 31
774	632000621	376.5	$ 3,197	$ 3,449	$ 3,732	$ 4,015	$ 4,298
775	632000622	378.0	$ 476	$ 521	$ 570	$ 619	$ 668
776	632000622	385.0	$ 1,027	$ 1,123	$ 1,229	$ 1,335	$ 1,440
777	632000623	381.0	$ -	$ -	$ -	$ -	$ -
778	632000624	378.0	$ -	$ -	$ -	$ -	$ -
779	632000625	380.0	$ 544	$ 586	$ 639	$ 692	$ 744
780	632000625	380.1	$ 247	$ 266	$ 290	$ 314	$ 338
781	633000626	376.1	$ 3,934	$ 4,132	$ 4,330	$ 4,528	$ 4,726
782	633000626	376.2	$ 4,028	$ 4,232	$ 4,437	$ 4,641	$ 4,845
783	633000626	376.4	$ 1,633	$ 1,715	$ 1,797	$ 1,880	$ 1,962
784	633000626	380.0	$ 483	$ 505	$ 527	$ 549	$ 571
785	633000627	376.5	$ 4,560	$ 4,929	$ 5,350	$ 5,770	$ 6,190

Sponsored by NMGC Witness Erik C. Buchanan

WP Plant 6 Accum Res Balances

NEW MEXICO GAS COMPANY, INC.

Accumulated Reserve Account
Base Period - 12 Months Ending March 31, 2023
Future Test Year - 12 Months Ending September 30, 2025

	A	B	C	D	E	F	G	H	I	J	K	L	M	N	O
1			Adjusted Base Period												
2			Balance	Balance	Balance	Balance	Balance	Balance	Balance	Balance	Balance	Balance	Balance	Balance	Balance
3	Investment Number / Beginning Balance	FERC Account	3/31/2023	4/30/2023	5/31/2023	6/30/2023	7/31/2023	8/31/2023	9/30/2023	10/31/2023	11/30/2023	12/31/2023	1/31/2024	2/29/2024	3/31/2024
786	633000628	378.0	$ -	$ -	$ -	$ -	$ -	$ -	$ -	$ -	$ -	$ -	$ 12	$ 25	$ 37
787	633000628	385.0	$ -	$ -	$ -	$ -	$ -	$ -	$ -	$ -	$ -	$ -	$ 27	$ 53	$ 80
788	633000629	381.0	$ -	$ -	$ -	$ -	$ -	$ -	$ -	$ -	$ -	$ -	$ -	$ -	$ -
789	633000630	380.0	$ -	$ -	$ -	$ -	$ -	$ -	$ -	$ 6	$ 12	$ 18	$ 33	$ 48	$ 63
790	633000630	380.1	$ -	$ -	$ -	$ -	$ -	$ -	$ -	$ 3	$ 5	$ 8	$ 15	$ 22	$ 29
791	622000631	376.1	$ -	$ -	$ -	$ -	$ 16	$ 32	$ 47	$ 65	$ 82	$ 100	$ 119	$ 137	$ 156
792	622000631	376.2	$ -	$ -	$ -	$ -	$ 15	$ 30	$ 46	$ 64	$ 82	$ 100	$ 119	$ 139	$ 158
793	622000631	376.4	$ -	$ -	$ -	$ -	$ 6	$ 13	$ 19	$ 26	$ 34	$ 41	$ 49	$ 57	$ 64
794	622000631	380.0	$ -	$ -	$ -	$ -	$ 4	$ 8	$ 9	$ 11	$ 13	$ 15	$ 17	$ 19	$ 22
795	622000632	376.5	$ -	$ -	$ -	$ -	$ 4	$ 7	$ 18	$ 58	$ 98	$ 137	$ 202	$ 267	$ 332
796	622000633	378.0	$ -	$ -	$ -	$ -	$ 9	$ 18	$ 25	$ 48	$ 70	$ 93	$ 116	$ 139	$ 162
797	622000633	385.0	$ -	$ -	$ -	$ -	$ 21	$ 41	$ 57	$ 106	$ 155	$ 204	$ 253	$ 302	$ 351
798	622000634	381.0	$ -	$ -	$ -	$ -	$ -	$ -	$ -	$ -	$ -	$ -	$ -	$ -	$ -
799	622000635	378.0	$ -	$ -	$ -	$ -	$ -	$ -	$ -	$ -	$ -	$ -	$ -	$ -	$ -
800	622000636	380.0	$ -	$ -	$ -	$ -	$ 265	$ 530	$ 647	$ 764	$ 881	$ 998	$ 1,117	$ 1,235	$ 1,354
801	622000636	380.1	$ -	$ -	$ -	$ -	$ 116	$ 231	$ 284	$ 337	$ 390	$ 443	$ 497	$ 551	$ 605
802	610000637	376.2	$ -	$ -	$ -	$ -	$ 1,782	$ 3,565	$ 5,415	$ 7,681	$ 9,948	$ 12,214	$ 15,171	$ 18,128	$ 21,085
803	610000638	376.3	$ -	$ -	$ -	$ -	$ -	$ -	$ -	$ -	$ -	$ -	$ -	$ -	$ -
804	610000639	378.0	$ -	$ -	$ -	$ -	$ 157	$ 315	$ 448	$ 592	$ 737	$ 881	$ 1,045	$ 1,210	$ 1,374
805	610000639	385.0	$ -	$ -	$ -	$ -	$ 536	$ 1,073	$ 1,491	$ 1,943	$ 2,395	$ 2,847	$ 3,363	$ 3,879	$ 4,394
806	610000640	381.0	$ -	$ -	$ -	$ -	$ 2,324	$ 4,649	$ 7,325	$ 12,029	$ 16,733	$ 21,437	$ 29,272	$ 37,107	$ 44,942
807	610000640	381.1	$ -	$ -	$ -	$ -	$ 501	$ 1,002	$ 1,480	$ 2,319	$ 3,158	$ 3,998	$ 5,396	$ 6,794	$ 8,192
808	610000641	380.0	$ -	$ -	$ -	$ -	$ 2,735	$ 5,469	$ 6,670	$ 8,346	$ 10,022	$ 11,697	$ 15,126	$ 18,555	$ 21,983
809	610000641	380.1	$ -	$ -	$ -	$ -	$ 262	$ 525	$ 645	$ 812	$ 979	$ 1,147	$ 1,489	$ 1,831	$ 2,174
810	610000642	376.1	$ -	$ -	$ -	$ -	$ 229	$ 458	$ 675	$ 1,128	$ 1,582	$ 2,036	$ 2,772	$ 3,508	$ 4,244
811	610000642	376.2	$ -	$ -	$ -	$ -	$ 215	$ 430	$ 653	$ 1,121	$ 1,590	$ 2,058	$ 2,818	$ 3,577	$ 4,337
812	610000642	376.4	$ -	$ -	$ -	$ -	$ 91	$ 183	$ 273	$ 462	$ 651	$ 840	$ 1,147	$ 1,453	$ 1,760
813	610000642	380.0	$ -	$ -	$ -	$ -	$ 55	$ 110	$ 134	$ 185	$ 235	$ 286	$ 368	$ 450	$ 533
814	610000643	376.5	$ -	$ -	$ -	$ -	$ 1,333	$ 2,665	$ 6,696	$ 11,871	$ 17,046	$ 22,221	$ 28,912	$ 35,603	$ 42,293
815	610000644	378.0	$ -	$ -	$ -	$ -	$ 21	$ 43	$ 61	$ 109	$ 156	$ 204	$ 290	$ 377	$ 464
816	610000644	385.0	$ -	$ -	$ -	$ -	$ 50	$ 101	$ 140	$ 242	$ 344	$ 447	$ 634	$ 821	$ 1,008
817	610000645	381.0	$ -	$ -	$ -	$ -	$ -	$ -	$ -	$ -	$ -	$ -	$ -	$ -	$ -
818	610000646	380.0	$ -	$ -	$ -	$ -	$ 1,029	$ 2,057	$ 2,509	$ 3,295	$ 4,082	$ 4,869	$ 6,107	$ 7,345	$ 8,583
819	610000646	380.1	$ -	$ -	$ -	$ -	$ 448	$ 897	$ 1,102	$ 1,458	$ 1,815	$ 2,172	$ 2,734	$ 3,295	$ 3,857
820	624000647	376.2	$ -	$ -	$ -	$ -	$ -	$ -	$ -	$ -	$ -	$ -	$ -	$ -	$ -
821	624000648	376.2	$ -	$ -	$ -	$ -	$ -	$ -	$ -	$ -	$ -	$ -	$ -	$ -	$ -
822	624000649	378.0	$ -	$ -	$ -	$ -	$ -	$ -	$ -	$ 11	$ 23	$ 34	$ 45	$ 57	$ 68
823	624000649	385.0	$ -	$ -	$ -	$ -	$ -	$ -	$ -	$ 36	$ 71	$ 107	$ 142	$ 178	$ 213
824	624000650	381.0	$ -	$ -	$ -	$ -	$ 222	$ 444	$ 699	$ 1,316	$ 1,934	$ 2,551	$ 3,312	$ 4,073	$ 4,834
825	624000650	381.1	$ -	$ -	$ -	$ -	$ 48	$ 96	$ 141	$ 251	$ 362	$ 472	$ 607	$ 743	$ 879
826	624000651	380.0	$ -	$ -	$ -	$ -	$ 475	$ 950	$ 1,158	$ 1,487	$ 1,816	$ 2,145	$ 2,597	$ 3,049	$ 3,502
827	624000651	380.1	$ -	$ -	$ -	$ -	$ 46	$ 91	$ 112	$ 145	$ 178	$ 210	$ 256	$ 301	$ 346
828	620000652	376.2	$ -	$ -	$ -	$ -	$ 158	$ 316	$ 479	$ 710	$ 940	$ 1,170	$ 1,448	$ 1,727	$ 2,005
829	620000653	378.0	$ -	$ -	$ -	$ -	$ 0	$ 0	$ 0	$ 4	$ 8	$ 12	$ 16	$ 21	$ 25
830	620000653	385.0	$ -	$ -	$ -	$ -	$ 0	$ 1	$ 1	$ 13	$ 25	$ 38	$ 51	$ 65	$ 79
831	620000654	381.0	$ -	$ -	$ -	$ -	$ 124	$ 248	$ 391	$ 534	$ 677	$ 821	$ 964	$ 1,107	$ 1,250

Sponsored by NMGC Witness Erik C. Buchanan

WP Plant 6 Accum Res Balances

NEW MEXICO GAS COMPANY, INC.

Accumulated Reserve Account
Base Period - 12 Months Ending March 31, 2023
Future Test Year - 12 Months Ending September 30, 2025

	A	B	P	Q	R	S	T	U	V	W	X	Y	Z	AA	AB
1															
2			Balance	Balance	Balance	Balance	Balance	Balance	Balance	Balance	Balance	Balance	Balance	Balance	Balance
3	Investment Number / Beginning Balance	FERC Account	4/30/2024	5/31/2024	6/30/2024	7/31/2024	8/31/2024	9/30/2024	10/31/2024	11/30/2024	12/31/2024	1/31/2025	2/28/2025	3/31/2025	4/30/2025
786	633000628	378.0	$ 51	$ 65	$ 78	$ 99	$ 119	$ 139	$ 162	$ 184	$ 206	$ 231	$ 255	$ 280	$ 305
787	633000628	385.0	$ 110	$ 139	$ 169	$ 212	$ 256	$ 300	$ 348	$ 396	$ 444	$ 497	$ 550	$ 603	$ 657
788	633000629	381.0	$ -	$ -	$ -	$ -	$ -	$ -	$ -	$ -	$ -	$ -	$ -	$ -	$ -
789	633000630	380.0	$ 79	$ 94	$ 109	$ 125	$ 142	$ 158	$ 175	$ 192	$ 208	$ 238	$ 268	$ 298	$ 327
790	633000630	380.1	$ 36	$ 42	$ 49	$ 57	$ 64	$ 72	$ 79	$ 87	$ 94	$ 108	$ 121	$ 135	$ 149
791	622000631	376.1	$ 167	$ 178	$ 189	$ 232	$ 275	$ 317	$ 361	$ 405	$ 449	$ 496	$ 542	$ 589	$ 627
792	622000631	376.2	$ 169	$ 181	$ 192	$ 236	$ 280	$ 325	$ 370	$ 415	$ 461	$ 509	$ 557	$ 605	$ 645
793	622000631	376.4	$ 69	$ 74	$ 78	$ 96	$ 114	$ 132	$ 150	$ 168	$ 187	$ 206	$ 225	$ 245	$ 261
794	622000631	380.0	$ 23	$ 24	$ 25	$ 30	$ 35	$ 40	$ 44	$ 49	$ 54	$ 59	$ 65	$ 70	$ 74
795	622000632	376.5	$ 406	$ 479	$ 553	$ 645	$ 737	$ 830	$ 943	$ 1,056	$ 1,169	$ 1,299	$ 1,429	$ 1,559	$ 1,698
796	622000633	378.0	$ 184	$ 207	$ 230	$ 260	$ 290	$ 321	$ 366	$ 412	$ 457	$ 503	$ 548	$ 594	$ 640
797	622000633	385.0	$ 400	$ 449	$ 499	$ 564	$ 629	$ 694	$ 792	$ 890	$ 988	$ 1,086	$ 1,184	$ 1,283	$ 1,381
798	622000634	381.0	$ -	$ -	$ -	$ -	$ -	$ -	$ -	$ -	$ -	$ -	$ -	$ -	$ -
799	622000635	378.0	$ -	$ -	$ -	$ -	$ -	$ -	$ -	$ -	$ -	$ -	$ -	$ -	$ -
800	622000636	380.0	$ 1,473	$ 1,592	$ 1,711	$ 1,830	$ 1,950	$ 2,069	$ 2,189	$ 2,309	$ 2,429	$ 2,551	$ 2,672	$ 2,794	$ 2,916
801	622000636	380.1	$ 659	$ 713	$ 767	$ 821	$ 875	$ 929	$ 984	$ 1,038	$ 1,092	$ 1,148	$ 1,203	$ 1,258	$ 1,313
802	610000637	376.2	$ 24,343	$ 27,601	$ 30,859	$ 34,804	$ 38,748	$ 42,693	$ 47,283	$ 51,874	$ 56,464	$ 61,985	$ 67,506	$ 73,027	$ 78,850
803	610000638	376.3	$ -	$ -	$ -	$ -	$ -	$ -	$ -	$ -	$ -	$ -	$ -	$ -	$ -
804	610000639	378.0	$ 1,561	$ 1,748	$ 1,935	$ 2,155	$ 2,374	$ 2,593	$ 2,844	$ 3,096	$ 3,347	$ 3,645	$ 3,943	$ 4,241	$ 4,559
805	610000639	385.0	$ 4,981	$ 5,568	$ 6,154	$ 6,842	$ 7,529	$ 8,216	$ 9,004	$ 9,792	$ 10,580	$ 11,515	$ 12,450	$ 13,384	$ 14,381
806	610000640	381.0	$ 55,247	$ 65,552	$ 75,857	$ 89,716	$ 103,574	$ 117,433	$ 134,118	$ 150,804	$ 167,489	$ 186,871	$ 206,253	$ 225,634	$ 247,402
807	610000640	381.1	$ 10,030	$ 11,869	$ 13,708	$ 16,180	$ 18,653	$ 21,126	$ 24,103	$ 27,080	$ 30,057	$ 33,515	$ 36,973	$ 40,431	$ 44,315
808	610000641	380.0	$ 26,346	$ 30,708	$ 35,070	$ 40,799	$ 46,528	$ 52,256	$ 58,679	$ 65,103	$ 71,526	$ 79,182	$ 86,839	$ 94,495	$ 103,134
809	610000641	380.1	$ 2,609	$ 3,045	$ 3,481	$ 4,053	$ 4,625	$ 5,197	$ 5,838	$ 6,479	$ 7,121	$ 7,885	$ 8,650	$ 9,414	$ 10,277
810	610000642	376.1	$ 5,166	$ 6,087	$ 7,009	$ 8,160	$ 9,312	$ 10,463	$ 11,922	$ 13,381	$ 14,840	$ 16,578	$ 18,316	$ 20,054	$ 22,019
811	610000642	376.2	$ 5,288	$ 6,240	$ 7,191	$ 8,379	$ 9,567	$ 10,756	$ 12,262	$ 13,768	$ 15,273	$ 17,067	$ 18,861	$ 20,655	$ 22,683
812	610000642	376.4	$ 2,144	$ 2,527	$ 2,911	$ 3,391	$ 3,870	$ 4,350	$ 4,958	$ 5,565	$ 6,173	$ 6,897	$ 7,621	$ 8,345	$ 9,163
813	610000642	380.0	$ 635	$ 738	$ 841	$ 970	$ 1,098	$ 1,227	$ 1,390	$ 1,553	$ 1,716	$ 1,910	$ 2,104	$ 2,298	$ 2,517
814	610000643	376.5	$ 50,535	$ 58,777	$ 67,018	$ 77,739	$ 88,459	$ 99,180	$ 113,237	$ 127,295	$ 141,352	$ 159,528	$ 177,704	$ 195,880	$ 215,694
815	610000644	378.0	$ 571	$ 678	$ 785	$ 951	$ 1,117	$ 1,283	$ 1,520	$ 1,757	$ 1,994	$ 2,284	$ 2,574	$ 2,864	$ 3,172
816	610000644	385.0	$ 1,238	$ 1,468	$ 1,698	$ 2,056	$ 2,413	$ 2,771	$ 3,281	$ 3,792	$ 4,302	$ 4,927	$ 5,552	$ 6,177	$ 6,840
817	610000645	381.0	$ -	$ -	$ -	$ -	$ -	$ -	$ -	$ -	$ -	$ -	$ -	$ -	$ -
818	610000646	380.0	$ 10,225	$ 11,866	$ 13,508	$ 15,728	$ 17,947	$ 20,166	$ 22,869	$ 25,571	$ 28,273	$ 31,537	$ 34,801	$ 38,065	$ 41,714
819	610000646	380.1	$ 4,601	$ 5,346	$ 6,091	$ 7,097	$ 8,104	$ 9,111	$ 10,337	$ 11,562	$ 12,788	$ 14,269	$ 15,749	$ 17,229	$ 18,885
820	624000647	376.2	$ -	$ -	$ -	$ -	$ -	$ -	$ -	$ -	$ -	$ -	$ -	$ -	$ -
821	624000648	376.2	$ -	$ -	$ -	$ -	$ -	$ -	$ -	$ -	$ -	$ -	$ -	$ -	$ -
822	624000649	378.0	$ 79	$ 91	$ 102	$ 113	$ 125	$ 136	$ 158	$ 180	$ 202	$ 224	$ 246	$ 268	$ 291
823	624000649	385.0	$ 249	$ 284	$ 320	$ 355	$ 391	$ 426	$ 496	$ 565	$ 634	$ 703	$ 773	$ 842	$ 911
824	624000650	381.0	$ 5,719	$ 6,604	$ 7,488	$ 8,563	$ 9,638	$ 10,712	$ 11,972	$ 13,232	$ 14,491	$ 16,002	$ 17,512	$ 19,023	$ 20,662
825	624000650	381.1	$ 1,037	$ 1,195	$ 1,353	$ 1,544	$ 1,736	$ 1,928	$ 2,153	$ 2,377	$ 2,602	$ 2,872	$ 3,141	$ 3,411	$ 3,703
826	624000651	380.0	$ 3,995	$ 4,487	$ 4,980	$ 5,541	$ 6,102	$ 6,663	$ 7,337	$ 8,011	$ 8,685	$ 9,472	$ 10,258	$ 11,045	$ 11,876
827	624000651	380.1	$ 395	$ 444	$ 494	$ 550	$ 606	$ 662	$ 729	$ 796	$ 863	$ 942	$ 1,021	$ 1,099	$ 1,182
828	620000652	376.2	$ 2,269	$ 2,532	$ 2,796	$ 3,177	$ 3,559	$ 3,941	$ 4,452	$ 4,963	$ 5,475	$ 6,035	$ 6,595	$ 7,154	$ 7,731
829	620000653	378.0	$ 30	$ 34	$ 38	$ 44	$ 50	$ 56	$ 64	$ 72	$ 80	$ 89	$ 98	$ 106	$ 115
830	620000653	385.0	$ 93	$ 107	$ 121	$ 139	$ 157	$ 175	$ 200	$ 226	$ 252	$ 279	$ 306	$ 334	$ 361
831	620000654	381.0	$ 1,414	$ 1,579	$ 1,744	$ 1,939	$ 2,135	$ 2,330	$ 2,554	$ 2,779	$ 3,003	$ 3,256	$ 3,508	$ 3,761	$ 4,036

Sponsored by NMGC Witness Erik C. Buchanan

WP Plant 6 Accum Res Balances

NEW MEXICO GAS COMPANY, INC.

Accumulated Reserve Account
Base Period - 12 Months Ending March 31, 2023
Future Test Year - 12 Months Ending September 30, 2025

	A	B	AC	AD	AE	AF	AG
1							
2			Balance	Balance	Balance	Balance	Balance
3	Investment Number / Beginning Balance	FERC Account	**5/31/2025**	**6/30/2025**	**7/31/2025**	**8/31/2025**	**9/30/2025**
786	633000628	378.0	$ 330	$ 354	$ 392	$ 429	$ 467
787	633000628	385.0	$ 710	$ 763	$ 844	$ 925	$ 1,005
788	633000629	381.0	$ -	$ -	$ -	$ -	$ -
789	633000630	380.0	$ 357	$ 387	$ 418	$ 450	$ 481
790	633000630	380.1	$ 162	$ 176	$ 190	$ 204	$ 218
791	622000631	376.1	$ 666	$ 705	$ 775	$ 846	$ 916
792	622000631	376.2	$ 685	$ 725	$ 797	$ 870	$ 943
793	622000631	376.4	$ 277	$ 293	$ 322	$ 352	$ 381
794	622000631	380.0	$ 79	$ 83	$ 91	$ 99	$ 106
795	622000632	376.5	$ 1,836	$ 1,974	$ 2,132	$ 2,289	$ 2,446
796	622000633	378.0	$ 685	$ 731	$ 784	$ 837	$ 890
797	622000633	385.0	$ 1,479	$ 1,577	$ 1,692	$ 1,806	$ 1,920
798	622000634	381.0	$ -	$ -	$ -	$ -	$ -
799	622000635	378.0	$ -	$ -	$ -	$ -	$ -
800	622000636	380.0	$ 3,038	$ 3,160	$ 3,282	$ 3,405	$ 3,527
801	622000636	380.1	$ 1,369	$ 1,424	$ 1,480	$ 1,535	$ 1,591
802	610000637	376.2	$ 84,673	$ 90,496	$ 96,996	$ 103,497	$ 109,997
803	610000638	376.3	$ -	$ -	$ -	$ -	$ -
804	610000639	378.0	$ 4,877	$ 5,195	$ 5,543	$ 5,892	$ 6,240
805	610000639	385.0	$ 15,378	$ 16,376	$ 17,468	$ 18,560	$ 19,652
806	610000640	381.0	$ 269,169	$ 290,937	$ 316,277	$ 341,617	$ 366,957
807	610000640	381.1	$ 48,199	$ 52,083	$ 56,604	$ 61,125	$ 65,647
808	610000641	380.0	$ 111,774	$ 120,413	$ 130,299	$ 140,185	$ 150,072
809	610000641	380.1	$ 11,139	$ 12,002	$ 12,989	$ 13,976	$ 14,963
810	610000642	376.1	$ 23,984	$ 25,949	$ 28,144	$ 30,338	$ 32,532
811	610000642	376.2	$ 24,711	$ 26,739	$ 29,004	$ 31,269	$ 33,533
812	610000642	376.4	$ 9,982	$ 10,800	$ 11,714	$ 12,628	$ 13,542
813	610000642	380.0	$ 2,736	$ 2,956	$ 3,201	$ 3,446	$ 3,691
814	610000643	376.5	$ 235,507	$ 255,321	$ 277,825	$ 300,329	$ 322,834
815	610000644	378.0	$ 3,480	$ 3,788	$ 4,153	$ 4,518	$ 4,883
816	610000644	385.0	$ 7,504	$ 8,168	$ 8,953	$ 9,739	$ 10,525
817	610000645	381.0	$ -	$ -	$ -	$ -	$ -
818	610000646	380.0	$ 45,364	$ 49,013	$ 53,326	$ 57,638	$ 61,951
819	610000646	380.1	$ 20,540	$ 22,195	$ 24,151	$ 26,108	$ 28,064
820	624000647	376.2	$ -	$ -	$ -	$ -	$ -
821	624000648	376.2	$ -	$ -	$ -	$ -	$ -
822	624000649	378.0	$ 313	$ 335	$ 357	$ 379	$ 401
823	624000649	385.0	$ 980	$ 1,050	$ 1,119	$ 1,188	$ 1,257
824	624000650	381.0	$ 22,301	$ 23,941	$ 25,773	$ 27,606	$ 29,439
825	624000650	381.1	$ 3,996	$ 4,288	$ 4,615	$ 4,942	$ 5,269
826	624000651	380.0	$ 12,707	$ 13,538	$ 14,458	$ 15,377	$ 16,297
827	624000651	380.1	$ 1,265	$ 1,348	$ 1,440	$ 1,532	$ 1,624
828	620000652	376.2	$ 8,308	$ 8,885	$ 9,543	$ 10,200	$ 10,858
829	620000653	378.0	$ 124	$ 133	$ 143	$ 153	$ 163
830	620000653	385.0	$ 388	$ 416	$ 447	$ 479	$ 510
831	620000654	381.0	$ 4,311	$ 4,585	$ 4,890	$ 5,196	$ 5,501

Sponsored by NMGC Witness Erik C. Buchanan

WP Plant 6 Accum Res Balances

NEW MEXICO GAS COMPANY, INC.

Accumulated Reserve Account
Base Period - 12 Months Ending March 31, 2023
Future Test Year - 12 Months Ending September 30, 2025

	A	B	C	D	E	F	G	H	I	J	K	L	M	N	O
1			Adjusted Base Period												
2			Balance	Balance	Balance	Balance	Balance	Balance	Balance	Balance	Balance	Balance	Balance	Balance	Balance
3	Investment Number / Beginning Balance	FERC Account	**3/31/2023**	**4/30/2023**	**5/31/2023**	**6/30/2023**	**7/31/2023**	**8/31/2023**	**9/30/2023**	**10/31/2023**	**11/30/2023**	**12/31/2023**	**1/31/2024**	**2/29/2024**	**3/31/2024**
832	620000654	381.1	$ -	$ -	$ -	$ -	$ 27	$ 54	$ 79	$ 105	$ 130	$ 156	$ 181	$ 207	$ 232
833	620000655	380.0	$ -	$ -	$ -	$ -	$ 39	$ 77	$ 94	$ 123	$ 153	$ 182	$ 218	$ 253	$ 289
834	620000655	380.1	$ -	$ -	$ -	$ -	$ 4	$ 7	$ 9	$ 12	$ 15	$ 18	$ 21	$ 25	$ 29
835	629000656	376.2	$ -	$ -	$ -	$ -	$ 84	$ 168	$ 256	$ 353	$ 450	$ 548	$ 651	$ 754	$ 858
836	629000657	378.0	$ -	$ -	$ -	$ -	$ -	$ -	$ -	$ 4	$ 7	$ 11	$ 19	$ 27	$ 35
837	629000657	385.0	$ -	$ -	$ -	$ -	$ -	$ -	$ -	$ 12	$ 23	$ 35	$ 60	$ 85	$ 110
838	629000658	381.0	$ -	$ -	$ -	$ -	$ 176	$ 351	$ 554	$ 853	$ 1,152	$ 1,452	$ 1,751	$ 2,050	$ 2,349
839	629000658	381.1	$ -	$ -	$ -	$ -	$ 38	$ 76	$ 112	$ 165	$ 219	$ 272	$ 325	$ 379	$ 432
840	629000659	380.0	$ -	$ -	$ -	$ -	$ 30	$ 59	$ 72	$ 103	$ 134	$ 165	$ 220	$ 276	$ 332
841	629000659	380.1	$ -	$ -	$ -	$ -	$ 3	$ 6	$ 7	$ 10	$ 13	$ 16	$ 22	$ 27	$ 33
842	627000660	376.2	$ -	$ -	$ -	$ -	$ -	$ -	$ -	$ -	$ -	$ -	$ -	$ -	$ -
843	627000661	376.2	$ -	$ -	$ -	$ -	$ -	$ -	$ -	$ 9	$ 18	$ 26	$ 35	$ 44	$ 53
844	627000662	381.0	$ -	$ -	$ -	$ -	$ 67	$ 134	$ 211	$ 355	$ 498	$ 642	$ 859	$ 1,076	$ 1,293
845	627000662	381.1	$ -	$ -	$ -	$ -	$ 14	$ 29	$ 43	$ 68	$ 94	$ 120	$ 158	$ 197	$ 236
846	627000663	380.0	$ -	$ -	$ -	$ -	$ 30	$ 61	$ 74	$ 105	$ 137	$ 168	$ 204	$ 241	$ 278
847	627000663	380.1	$ -	$ -	$ -	$ -	$ 3	$ 6	$ 7	$ 10	$ 13	$ 17	$ 20	$ 24	$ 27
848	624000664	376.1	$ -	$ -	$ -	$ -	$ 51	$ 102	$ 150	$ 274	$ 399	$ 523	$ 744	$ 964	$ 1,185
849	624000664	376.2	$ -	$ -	$ -	$ -	$ 48	$ 95	$ 145	$ 273	$ 402	$ 530	$ 758	$ 985	$ 1,213
850	624000664	376.4	$ -	$ -	$ -	$ -	$ 20	$ 41	$ 61	$ 112	$ 164	$ 216	$ 308	$ 400	$ 492
851	624000664	380.0	$ -	$ -	$ -	$ -	$ 12	$ 24	$ 30	$ 44	$ 58	$ 71	$ 96	$ 121	$ 145
852	624000665	376.5	$ -	$ -	$ -	$ -	$ 1,405	$ 2,811	$ 7,060	$ 11,531	$ 16,002	$ 20,472	$ 25,161	$ 29,850	$ 34,539
853	624000666	378.0	$ -	$ -	$ -	$ -	$ 23	$ 47	$ 67	$ 95	$ 123	$ 151	$ 191	$ 230	$ 270
854	624000666	385.0	$ -	$ -	$ -	$ -	$ 55	$ 110	$ 153	$ 213	$ 273	$ 334	$ 419	$ 505	$ 591
855	624000667	381.0	$ -	$ -	$ -	$ -	$ -	$ -	$ -	$ -	$ -	$ -	$ -	$ -	$ -
856	624000668	380.0	$ -	$ -	$ -	$ -	$ 86	$ 172	$ 210	$ 340	$ 470	$ 600	$ 838	$ 1,075	$ 1,313
857	624000668	380.1	$ -	$ -	$ -	$ -	$ 38	$ 75	$ 92	$ 151	$ 210	$ 269	$ 377	$ 485	$ 592
858	620000669	376.1	$ -	$ -	$ -	$ -	$ 67	$ 134	$ 197	$ 260	$ 323	$ 387	$ 450	$ 513	$ 576
859	620000669	376.2	$ -	$ -	$ -	$ -	$ 63	$ 126	$ 191	$ 256	$ 321	$ 386	$ 451	$ 517	$ 582
860	620000669	376.4	$ -	$ -	$ -	$ -	$ 27	$ 53	$ 80	$ 106	$ 132	$ 159	$ 185	$ 211	$ 238
861	620000669	380.0	$ -	$ -	$ -	$ -	$ 16	$ 32	$ 39	$ 46	$ 53	$ 60	$ 67	$ 74	$ 81
862	620000670	376.5	$ -	$ -	$ -	$ -	$ -	$ -	$ -	$ 171	$ 342	$ 514	$ 685	$ 856	$ 1,027
863	620000671	378.0	$ -	$ -	$ -	$ -	$ 3	$ 5	$ 7	$ 9	$ 12	$ 14	$ 16	$ 18	$ 20
864	620000671	385.0	$ -	$ -	$ -	$ -	$ 6	$ 12	$ 17	$ 21	$ 26	$ 31	$ 35	$ 40	$ 45
865	620000672	381.0	$ -	$ -	$ -	$ -	$ -	$ -	$ -	$ -	$ -	$ -	$ -	$ -	$ -
866	620000673	380.0	$ -	$ -	$ -	$ -	$ -	$ -	$ -	$ 13	$ 25	$ 38	$ 54	$ 71	$ 87
867	620000673	380.1	$ -	$ -	$ -	$ -	$ -	$ -	$ -	$ 6	$ 11	$ 17	$ 25	$ 32	$ 39
868	629000674	376.1	$ -	$ -	$ -	$ -	$ -	$ -	$ -	$ -	$ -	$ -	$ -	$ -	$ -
869	629000674	376.2	$ -	$ -	$ -	$ -	$ -	$ -	$ -	$ -	$ -	$ -	$ -	$ -	$ -
870	629000674	376.4	$ -	$ -	$ -	$ -	$ -	$ -	$ -	$ -	$ -	$ -	$ -	$ -	$ -
871	629000674	380.0	$ -	$ -	$ -	$ -	$ -	$ -	$ -	$ -	$ -	$ -	$ -	$ -	$ -
872	629000675	376.1	$ -	$ -	$ -	$ -	$ 74	$ 148	$ 218	$ 307	$ 396	$ 485	$ 585	$ 685	$ 785
873	629000675	376.2	$ -	$ -	$ -	$ -	$ 69	$ 139	$ 211	$ 303	$ 395	$ 486	$ 590	$ 693	$ 796
874	629000675	376.4	$ -	$ -	$ -	$ -	$ 30	$ 59	$ 88	$ 125	$ 162	$ 199	$ 241	$ 283	$ 324
875	629000675	380.0	$ -	$ -	$ -	$ -	$ 18	$ 36	$ 43	$ 53	$ 63	$ 73	$ 84	$ 95	$ 107
876	629000676	376.5	$ -	$ -	$ -	$ -	$ 18	$ 35	$ 89	$ 303	$ 517	$ 731	$ 1,100	$ 1,470	$ 1,840
877	629000677	378.0	$ -	$ -	$ -	$ -	$ 35	$ 71	$ 101	$ 131	$ 161	$ 191	$ 221	$ 251	$ 281

Sponsored by NMGC Witness Erik C. Buchanan

WP Plant 6 Accum Res Balances

NEW MEXICO GAS COMPANY, INC.

Accumulated Reserve Account
Base Period - 12 Months Ending March 31, 2023
Future Test Year - 12 Months Ending September 30, 2025

	A	B	P	Q	R	S	T	U	V	W	X	Y	Z	AA	AB
1															
2			Balance	Balance	Balance	Balance	Balance	Balance	Balance	Balance	Balance	Balance	Balance	Balance	Balance
3	Investment Number / Beginning Balance	FERC Account	4/30/2024	5/31/2024	6/30/2024	7/31/2024	8/31/2024	9/30/2024	10/31/2024	11/30/2024	12/31/2024	1/31/2025	2/28/2025	3/31/2025	4/30/2025
832	620000654	381.1	$ 262	$ 291	$ 320	$ 355	$ 390	$ 425	$ 465	$ 505	$ 545	$ 590	$ 635	$ 680	$ 729
833	620000655	380.0	$ 327	$ 365	$ 404	$ 450	$ 496	$ 542	$ 603	$ 664	$ 725	$ 804	$ 882	$ 960	$ 1,041
834	620000655	380.1	$ 32	$ 36	$ 40	$ 45	$ 49	$ 54	$ 60	$ 66	$ 72	$ 80	$ 88	$ 96	$ 104
835	629000656	376.2	$ 964	$ 1,069	$ 1,175	$ 1,274	$ 1,372	$ 1,471	$ 1,583	$ 1,695	$ 1,807	$ 1,961	$ 2,114	$ 2,268	$ 2,424
836	629000657	378.0	$ 43	$ 51	$ 59	$ 72	$ 84	$ 96	$ 108	$ 121	$ 133	$ 150	$ 167	$ 184	$ 200
837	629000657	385.0	$ 136	$ 161	$ 186	$ 224	$ 263	$ 301	$ 340	$ 378	$ 417	$ 470	$ 523	$ 576	$ 629
838	629000658	381.0	$ 2,734	$ 3,120	$ 3,505	$ 4,102	$ 4,699	$ 5,296	$ 5,874	$ 6,452	$ 7,030	$ 7,777	$ 8,525	$ 9,272	$ 10,106
839	629000658	381.1	$ 501	$ 570	$ 638	$ 745	$ 852	$ 958	$ 1,061	$ 1,164	$ 1,267	$ 1,401	$ 1,534	$ 1,667	$ 1,816
840	629000659	380.0	$ 411	$ 489	$ 567	$ 652	$ 737	$ 823	$ 920	$ 1,017	$ 1,114	$ 1,252	$ 1,391	$ 1,529	$ 1,690
841	629000659	380.1	$ 41	$ 49	$ 56	$ 65	$ 73	$ 82	$ 92	$ 101	$ 111	$ 125	$ 139	$ 152	$ 168
842	627000660	376.2	$ -	$ -	$ -	$ -	$ -	$ -	$ -	$ -	$ -	$ -	$ -	$ -	$ -
843	627000661	376.2	$ 62	$ 70	$ 79	$ 83	$ 86	$ 90	$ 113	$ 136	$ 159	$ 182	$ 205	$ 227	$ 250
844	627000662	381.0	$ 1,576	$ 1,859	$ 2,141	$ 2,525	$ 2,909	$ 3,293	$ 3,712	$ 4,131	$ 4,550	$ 5,017	$ 5,483	$ 5,949	$ 6,482
845	627000662	381.1	$ 286	$ 337	$ 387	$ 456	$ 524	$ 593	$ 667	$ 742	$ 817	$ 900	$ 983	$ 1,066	$ 1,161
846	627000663	380.0	$ 329	$ 381	$ 432	$ 492	$ 552	$ 612	$ 686	$ 760	$ 834	$ 925	$ 1,015	$ 1,106	$ 1,212
847	627000663	380.1	$ 33	$ 38	$ 43	$ 49	$ 55	$ 61	$ 68	$ 76	$ 83	$ 92	$ 101	$ 110	$ 121
848	624000664	376.1	$ 1,446	$ 1,708	$ 1,970	$ 2,296	$ 2,622	$ 2,948	$ 3,336	$ 3,725	$ 4,113	$ 4,585	$ 5,056	$ 5,528	$ 6,042
849	624000664	376.2	$ 1,483	$ 1,753	$ 2,024	$ 2,360	$ 2,697	$ 3,033	$ 3,434	$ 3,835	$ 4,235	$ 4,722	$ 5,209	$ 5,696	$ 6,227
850	624000664	376.4	$ 601	$ 710	$ 819	$ 955	$ 1,090	$ 1,226	$ 1,388	$ 1,550	$ 1,711	$ 1,908	$ 2,104	$ 2,301	$ 2,515
851	624000664	380.0	$ 175	$ 204	$ 233	$ 269	$ 306	$ 342	$ 386	$ 429	$ 472	$ 525	$ 578	$ 630	$ 688
852	624000665	376.5	$ 39,344	$ 44,149	$ 48,954	$ 53,796	$ 58,639	$ 63,481	$ 68,468	$ 73,455	$ 78,442	$ 84,067	$ 89,691	$ 95,315	$ 101,060
853	624000666	378.0	$ 311	$ 351	$ 391	$ 466	$ 541	$ 616	$ 691	$ 767	$ 842	$ 926	$ 1,010	$ 1,094	$ 1,178
854	624000666	385.0	$ 678	$ 764	$ 851	$ 1,012	$ 1,173	$ 1,335	$ 1,497	$ 1,660	$ 1,823	$ 2,003	$ 2,184	$ 2,364	$ 2,546
855	624000667	381.0	$ -	$ -	$ -	$ -	$ -	$ -	$ -	$ -	$ -	$ -	$ -	$ -	$ -
856	624000668	380.0	$ 1,582	$ 1,852	$ 2,122	$ 2,462	$ 2,802	$ 3,141	$ 3,553	$ 3,964	$ 4,376	$ 4,859	$ 5,341	$ 5,824	$ 6,343
857	624000668	380.1	$ 715	$ 837	$ 959	$ 1,114	$ 1,268	$ 1,422	$ 1,608	$ 1,795	$ 1,982	$ 2,201	$ 2,420	$ 2,638	$ 2,874
858	620000669	376.1	$ 639	$ 703	$ 766	$ 838	$ 910	$ 981	$ 1,054	$ 1,126	$ 1,198	$ 1,275	$ 1,351	$ 1,428	$ 1,505
859	620000669	376.2	$ 647	$ 713	$ 778	$ 852	$ 926	$ 1,000	$ 1,075	$ 1,149	$ 1,224	$ 1,303	$ 1,382	$ 1,461	$ 1,541
860	620000669	376.4	$ 264	$ 290	$ 317	$ 347	$ 377	$ 406	$ 436	$ 467	$ 497	$ 529	$ 561	$ 593	$ 625
861	620000669	380.0	$ 89	$ 96	$ 103	$ 111	$ 119	$ 127	$ 135	$ 143	$ 151	$ 159	$ 168	$ 177	$ 185
862	620000670	376.5	$ 1,198	$ 1,370	$ 1,541	$ 1,712	$ 1,883	$ 2,055	$ 2,388	$ 2,721	$ 3,055	$ 3,388	$ 3,722	$ 4,055	$ 4,388
863	620000671	378.0	$ 23	$ 25	$ 27	$ 31	$ 35	$ 40	$ 44	$ 48	$ 53	$ 57	$ 61	$ 65	$ 70
864	620000671	385.0	$ 49	$ 54	$ 59	$ 68	$ 77	$ 87	$ 96	$ 105	$ 114	$ 124	$ 133	$ 142	$ 151
865	620000672	381.0	$ -	$ -	$ -	$ -	$ -	$ -	$ -	$ -	$ -	$ -	$ -	$ -	$ -
866	620000673	380.0	$ 106	$ 125	$ 143	$ 165	$ 187	$ 208	$ 238	$ 267	$ 296	$ 331	$ 365	$ 399	$ 436
867	620000673	380.1	$ 48	$ 57	$ 65	$ 75	$ 85	$ 95	$ 108	$ 121	$ 134	$ 150	$ 165	$ 181	$ 198
868	629000674	376.1	$ -	$ -	$ -	$ -	$ -	$ -	$ -	$ -	$ -	$ -	$ -	$ -	$ -
869	629000674	376.2	$ -	$ -	$ -	$ -	$ -	$ -	$ -	$ -	$ -	$ -	$ -	$ -	$ -
870	629000674	376.4	$ -	$ -	$ -	$ -	$ -	$ -	$ -	$ -	$ -	$ -	$ -	$ -	$ -
871	629000674	380.0	$ -	$ -	$ -	$ -	$ -	$ -	$ -	$ -	$ -	$ -	$ -	$ -	$ -
872	629000675	376.1	$ 896	$ 1,007	$ 1,119	$ 1,251	$ 1,383	$ 1,515	$ 1,657	$ 1,799	$ 1,941	$ 2,097	$ 2,252	$ 2,408	$ 2,572
873	629000675	376.2	$ 911	$ 1,026	$ 1,141	$ 1,277	$ 1,414	$ 1,550	$ 1,697	$ 1,843	$ 1,990	$ 2,150	$ 2,311	$ 2,471	$ 2,641
874	629000675	376.4	$ 371	$ 417	$ 463	$ 518	$ 574	$ 629	$ 688	$ 747	$ 806	$ 871	$ 936	$ 1,000	$ 1,069
875	629000675	380.0	$ 119	$ 131	$ 144	$ 159	$ 173	$ 188	$ 204	$ 220	$ 236	$ 253	$ 270	$ 288	$ 306
876	629000676	376.5	$ 2,209	$ 2,579	$ 2,949	$ 3,529	$ 4,110	$ 4,691	$ 5,486	$ 6,282	$ 7,078	$ 7,873	$ 8,669	$ 9,465	$ 10,260
877	629000677	378.0	$ 311	$ 341	$ 371	$ 402	$ 433	$ 463	$ 502	$ 540	$ 579	$ 617	$ 655	$ 694	$ 732

Sponsored by NMGC Witness Erik C. Buchanan

WP Plant 6 Accum Res Balances

NEW MEXICO GAS COMPANY, INC.

Accumulated Reserve Account
Base Period - 12 Months Ending March 31, 2023
Future Test Year - 12 Months Ending September 30, 2025

	A	B	AC	AD	AE	AF	AG
1							
2			Balance	Balance	Balance	Balance	Balance
3	Investment Number / Beginning Balance	FERC Account	**5/31/2025**	**6/30/2025**	**7/31/2025**	**8/31/2025**	**9/30/2025**
832	620000654	381.1	$ 778	$ 827	$ 882	$ 936	$ 991
833	620000655	380.0	$ 1,121	$ 1,202	$ 1,290	$ 1,379	$ 1,467
834	620000655	380.1	$ 112	$ 120	$ 129	$ 137	$ 146
835	629000656	376.2	$ 2,581	$ 2,737	$ 2,885	$ 3,034	$ 3,182
836	629000657	378.0	$ 217	$ 234	$ 255	$ 277	$ 298
837	629000657	385.0	$ 682	$ 735	$ 801	$ 867	$ 933
838	629000658	381.0	$ 10,939	$ 11,773	$ 12,819	$ 13,865	$ 14,911
839	629000658	381.1	$ 1,965	$ 2,114	$ 2,300	$ 2,487	$ 2,674
840	629000659	380.0	$ 1,850	$ 2,011	$ 2,178	$ 2,346	$ 2,513
841	629000659	380.1	$ 185	$ 201	$ 217	$ 234	$ 251
842	627000660	376.2	$ -	$ -	$ -	$ -	$ -
843	627000661	376.2	$ 273	$ 296	$ 314	$ 332	$ 349
844	627000662	381.0	$ 7,014	$ 7,547	$ 8,180	$ 8,814	$ 9,448
845	627000662	381.1	$ 1,256	$ 1,351	$ 1,465	$ 1,578	$ 1,691
846	627000663	380.0	$ 1,317	$ 1,423	$ 1,536	$ 1,650	$ 1,764
847	627000663	380.1	$ 131	$ 142	$ 153	$ 165	$ 176
848	624000664	376.1	$ 6,557	$ 7,072	$ 7,653	$ 8,234	$ 8,815
849	624000664	376.2	$ 6,758	$ 7,289	$ 7,889	$ 8,489	$ 9,089
850	624000664	376.4	$ 2,729	$ 2,944	$ 3,186	$ 3,428	$ 3,670
851	624000664	380.0	$ 745	$ 803	$ 867	$ 932	$ 997
852	624000665	376.5	$ 106,806	$ 112,551	$ 118,335	$ 124,119	$ 129,903
853	624000666	378.0	$ 1,262	$ 1,346	$ 1,465	$ 1,583	$ 1,702
854	624000666	385.0	$ 2,727	$ 2,909	$ 3,164	$ 3,419	$ 3,674
855	624000667	381.0	$ -	$ -	$ -	$ -	$ -
856	624000668	380.0	$ 6,862	$ 7,382	$ 7,967	$ 8,552	$ 9,137
857	624000668	380.1	$ 3,110	$ 3,345	$ 3,611	$ 3,876	$ 4,142
858	620000669	376.1	$ 1,582	$ 1,659	$ 1,744	$ 1,829	$ 1,915
859	620000669	376.2	$ 1,620	$ 1,700	$ 1,788	$ 1,876	$ 1,963
860	620000669	376.4	$ 657	$ 689	$ 724	$ 760	$ 795
861	620000669	380.0	$ 194	$ 202	$ 212	$ 221	$ 231
862	620000670	376.5	$ 4,722	$ 5,055	$ 5,389	$ 5,722	$ 6,055
863	620000671	378.0	$ 74	$ 78	$ 85	$ 91	$ 98
864	620000671	385.0	$ 160	$ 170	$ 184	$ 197	$ 211
865	620000672	381.0	$ -	$ -	$ -	$ -	$ -
866	620000673	380.0	$ 472	$ 509	$ 548	$ 588	$ 627
867	620000673	380.1	$ 214	$ 231	$ 249	$ 267	$ 284
868	629000674	376.1	$ -	$ -	$ -	$ -	$ -
869	629000674	376.2	$ -	$ -	$ -	$ -	$ -
870	629000674	376.4	$ -	$ -	$ -	$ -	$ -
871	629000674	380.0	$ -	$ -	$ -	$ -	$ -
872	629000675	376.1	$ 2,736	$ 2,900	$ 3,078	$ 3,255	$ 3,432
873	629000675	376.2	$ 2,810	$ 2,980	$ 3,162	$ 3,345	$ 3,528
874	629000675	376.4	$ 1,137	$ 1,205	$ 1,279	$ 1,353	$ 1,427
875	629000675	380.0	$ 324	$ 343	$ 363	$ 382	$ 402
876	629000676	376.5	$ 11,056	$ 11,851	$ 12,677	$ 13,502	$ 14,328
877	629000677	378.0	$ 770	$ 809	$ 848	$ 887	$ 926

Sponsored by NMGC Witness Erik C. Buchanan

WP Plant 6 Accum Res Balances

NEW MEXICO GAS COMPANY, INC.

Accumulated Reserve Account
Base Period - 12 Months Ending March 31, 2023
Future Test Year - 12 Months Ending September 30, 2025

	A	B	C	D	E	F	G	H	I	J	K	L	M	N	O
1			Adjusted Base Period												
2			Balance	Balance	Balance	Balance	Balance	Balance	Balance	Balance	Balance	Balance	Balance	Balance	Balance
3	Investment Number / Beginning Balance	FERC Account	**3/31/2023**	**4/30/2023**	**5/31/2023**	**6/30/2023**	**7/31/2023**	**8/31/2023**	**9/30/2023**	**10/31/2023**	**11/30/2023**	**12/31/2023**	**1/31/2024**	**2/29/2024**	**3/31/2024**
878	629000677	385.0	$ -	$ -	$ -	$ -	$ 83	$ 166	$ 230	$ 295	$ 360	$ 424	$ 489	$ 553	$ 618
879	629000678	381.0	$ -	$ -	$ -	$ -	$ -	$ -	$ -	$ -	$ -	$ -	$ -	$ -	$ -
880	629000679	380.0	$ -	$ -	$ -	$ -	$ 2	$ 3	$ 4	$ 9	$ 15	$ 21	$ 27	$ 32	$ 38
881	629000679	380.1	$ -	$ -	$ -	$ -	$ 1	$ 1	$ 2	$ 4	$ 7	$ 9	$ 12	$ 15	$ 17
882	627000680	376.1	$ -	$ -	$ -	$ -	$ 13	$ 27	$ 39	$ 68	$ 96	$ 125	$ 153	$ 182	$ 210
883	627000680	376.2	$ -	$ -	$ -	$ -	$ 12	$ 25	$ 38	$ 67	$ 97	$ 126	$ 155	$ 185	$ 214
884	627000680	376.4	$ -	$ -	$ -	$ -	$ 5	$ 11	$ 16	$ 28	$ 40	$ 51	$ 63	$ 75	$ 87
885	627000680	380.0	$ -	$ -	$ -	$ -	$ 3	$ 6	$ 8	$ 11	$ 14	$ 17	$ 21	$ 24	$ 27
886	627000681	376.5	$ -	$ -	$ -	$ -	$ 785	$ 1,570	$ 3,944	$ 6,545	$ 9,146	$ 11,747	$ 14,562	$ 17,377	$ 20,192
887	627000682	378.0	$ -	$ -	$ -	$ -	$ -	$ -	$ -	$ -	$ -	$ -	$ 4	$ 7	$ 11
888	627000682	385.0	$ -	$ -	$ -	$ -	$ -	$ -	$ -	$ -	$ -	$ -	$ 8	$ 16	$ 24
889	627000683	381.0	$ -	$ -	$ -	$ -	$ -	$ -	$ -	$ -	$ -	$ -	$ -	$ -	$ -
890	626000684	380.0	$ -	$ -	$ -	$ -	$ -	$ -	$ -	$ -	$ -	$ -	$ -	$ -	$ -
891	626000684	380.1	$ -	$ -	$ -	$ -	$ -	$ -	$ -	$ -	$ -	$ -	$ -	$ -	$ -
892	626000685	376.2	$ -	$ -	$ -	$ -	$ 20	$ 41	$ 62	$ 112	$ 162	$ 213	$ 278	$ 344	$ 409
893	626000686	378.0	$ -	$ -	$ -	$ -	$ -	$ -	$ -	$ 3	$ 5	$ 8	$ 17	$ 27	$ 37
894	626000686	385.0	$ -	$ -	$ -	$ -	$ -	$ -	$ -	$ 8	$ 16	$ 24	$ 54	$ 85	$ 115
895	626000687	381.0	$ -	$ -	$ -	$ -	$ 179	$ 358	$ 564	$ 770	$ 976	$ 1,182	$ 1,388	$ 1,593	$ 1,799
896	626000687	381.1	$ -	$ -	$ -	$ -	$ 39	$ 77	$ 114	$ 151	$ 187	$ 224	$ 261	$ 298	$ 334
897	626000688	380.0	$ -	$ -	$ -	$ -	$ 63	$ 125	$ 153	$ 202	$ 251	$ 300	$ 369	$ 438	$ 507
898	626000688	380.1	$ -	$ -	$ -	$ -	$ 6	$ 12	$ 15	$ 20	$ 25	$ 29	$ 36	$ 43	$ 50
899	626000689	376.1	$ -	$ -	$ -	$ -	$ 12	$ 25	$ 36	$ 62	$ 89	$ 115	$ 163	$ 211	$ 259
900	626000689	376.2	$ -	$ -	$ -	$ -	$ 12	$ 23	$ 35	$ 62	$ 89	$ 116	$ 166	$ 215	$ 265
901	626000689	376.4	$ -	$ -	$ -	$ -	$ 5	$ 10	$ 15	$ 26	$ 36	$ 47	$ 67	$ 87	$ 107
902	626000689	380.0	$ -	$ -	$ -	$ -	$ 3	$ 6	$ 7	$ 10	$ 13	$ 16	$ 21	$ 27	$ 32
903	626000690	376.5	$ -	$ -	$ -	$ -	$ 4	$ 7	$ 18	$ 72	$ 126	$ 179	$ 456	$ 732	$ 1,009
904	626000691	378.0	$ -	$ -	$ -	$ -	$ -	$ -	$ -	$ -	$ -	$ -	$ 17	$ 33	$ 50
905	626000691	385.0	$ -	$ -	$ -	$ -	$ -	$ -	$ -	$ -	$ -	$ -	$ 36	$ 72	$ 107
906	626000692	381.0	$ -	$ -	$ -	$ -	$ -	$ -	$ -	$ -	$ -	$ -	$ -	$ -	$ -
907	626000693	380.0	$ -	$ -	$ -	$ -	$ 211	$ 423	$ 516	$ 659	$ 801	$ 944	$ 1,156	$ 1,368	$ 1,581
908	626000693	380.1	$ -	$ -	$ -	$ -	$ 92	$ 184	$ 226	$ 291	$ 356	$ 421	$ 517	$ 613	$ 709
909	625000694	376.1	$ -	$ -	$ -	$ -	$ 52	$ 105	$ 154	$ 203	$ 253	$ 302	$ 351	$ 401	$ 450
910	625000694	376.2	$ -	$ -	$ -	$ -	$ 49	$ 98	$ 149	$ 200	$ 251	$ 302	$ 353	$ 404	$ 455
911	625000694	376.4	$ -	$ -	$ -	$ -	$ 21	$ 42	$ 62	$ 83	$ 103	$ 124	$ 145	$ 165	$ 186
912	625000694	380.0	$ -	$ -	$ -	$ -	$ 13	$ 25	$ 31	$ 36	$ 42	$ 47	$ 53	$ 58	$ 64
913	625000695	378.0	$ -	$ -	$ -	$ -	$ -	$ -	$ -	$ -	$ -	$ -	$ -	$ -	$ -
914	625000695	385.0	$ -	$ -	$ -	$ -	$ -	$ -	$ -	$ -	$ -	$ -	$ -	$ -	$ -
915	634000696	376.1	$ -	$ -	$ -	$ -	$ -	$ -	$ -	$ 0	$ 0	$ 0	$ 31	$ 61	$ 91
916	634000696	376.2	$ -	$ -	$ -	$ -	$ -	$ -	$ -	$ 0	$ 0	$ 0	$ 31	$ 63	$ 94
917	634000696	376.4	$ -	$ -	$ -	$ -	$ -	$ -	$ -	$ 0	$ 0	$ 0	$ 13	$ 25	$ 38
918	634000696	380.0	$ -	$ -	$ -	$ -	$ -	$ -	$ -	$ 0	$ 0	$ 0	$ 3	$ 7	$ 10
919	662000697	376.2	$ -	$ -	$ -	$ -	$ 190	$ 381	$ 578	$ 898	$ 1,217	$ 1,537	$ 2,016	$ 2,494	$ 2,973
920	662000698	378.0	$ -	$ -	$ -	$ -	$ -	$ -	$ -	$ 1	$ 1	$ 2	$ 2	$ 3	$ 4
921	662000698	385.0	$ -	$ -	$ -	$ -	$ -	$ -	$ -	$ 2	$ 4	$ 6	$ 7	$ 9	$ 11
922	662000699	381.0	$ -	$ -	$ -	$ -	$ 41	$ 83	$ 131	$ 223	$ 316	$ 409	$ 572	$ 736	$ 900
923	662000699	381.1	$ -	$ -	$ -	$ -	$ 9	$ 18	$ 26	$ 43	$ 59	$ 76	$ 105	$ 134	$ 164

Sponsored by NMGC Witness Erik C. Buchanan

WP Plant 6 Accum Res Balances

NEW MEXICO GAS COMPANY, INC.

Accumulated Reserve Account
Base Period - 12 Months Ending March 31, 2023
Future Test Year - 12 Months Ending September 30, 2025

	A	B	P	Q	R	S	T	U	V	W	X	Y	Z	AA	AB
1															
2			Balance	Balance	Balance	Balance	Balance	Balance	Balance	Balance	Balance	Balance	Balance	Balance	Balance
3	Investment Number / Beginning Balance	FERC Account	4/30/2024	5/31/2024	6/30/2024	7/31/2024	8/31/2024	9/30/2024	10/31/2024	11/30/2024	12/31/2024	1/31/2025	2/28/2025	3/31/2025	4/30/2025
878	629000677	385.0	$ 682	$ 747	$ 812	$ 878	$ 945	$ 1,011	$ 1,094	$ 1,177	$ 1,259	$ 1,342	$ 1,425	$ 1,507	$ 1,590
879	629000678	381.0	$ -	$ -	$ -	$ -	$ -	$ -	$ -	$ -	$ -	$ -	$ -	$ -	$ -
880	629000679	380.0	$ 53	$ 68	$ 83	$ 100	$ 117	$ 135	$ 157	$ 179	$ 202	$ 234	$ 266	$ 298	$ 340
881	629000679	380.1	$ 24	$ 31	$ 38	$ 45	$ 53	$ 61	$ 71	$ 81	$ 91	$ 106	$ 121	$ 135	$ 154
882	627000680	376.1	$ 242	$ 273	$ 305	$ 354	$ 404	$ 453	$ 524	$ 595	$ 665	$ 748	$ 830	$ 912	$ 1,000
883	627000680	376.2	$ 247	$ 279	$ 312	$ 363	$ 414	$ 466	$ 538	$ 611	$ 684	$ 769	$ 854	$ 939	$ 1,029
884	627000680	376.4	$ 100	$ 113	$ 126	$ 147	$ 168	$ 188	$ 218	$ 247	$ 277	$ 311	$ 345	$ 379	$ 416
885	627000680	380.0	$ 30	$ 34	$ 37	$ 43	$ 49	$ 54	$ 62	$ 70	$ 78	$ 87	$ 96	$ 105	$ 115
886	627000681	376.5	$ 23,007	$ 25,822	$ 28,637	$ 31,452	$ 34,267	$ 37,081	$ 39,902	$ 42,723	$ 45,544	$ 48,543	$ 51,542	$ 54,541	$ 57,541
887	627000682	378.0	$ 15	$ 19	$ 22	$ 26	$ 30	$ 34	$ 37	$ 41	$ 45	$ 53	$ 60	$ 68	$ 76
888	627000682	385.0	$ 32	$ 40	$ 48	$ 56	$ 64	$ 72	$ 81	$ 89	$ 97	$ 113	$ 130	$ 146	$ 163
889	627000683	381.0	$ -	$ -	$ -	$ -	$ -	$ -	$ -	$ -	$ -	$ -	$ -	$ -	$ -
890	626000684	380.0	$ -	$ -	$ -	$ -	$ -	$ -	$ -	$ -	$ -	$ -	$ -	$ -	$ -
891	626000684	380.1	$ -	$ -	$ -	$ -	$ -	$ -	$ -	$ -	$ -	$ -	$ -	$ -	$ -
892	626000685	376.2	$ 474	$ 540	$ 605	$ 700	$ 796	$ 891	$ 1,003	$ 1,116	$ 1,229	$ 1,363	$ 1,497	$ 1,632	$ 1,777
893	626000686	378.0	$ 46	$ 56	$ 66	$ 75	$ 85	$ 95	$ 107	$ 119	$ 131	$ 152	$ 172	$ 193	$ 215
894	626000686	385.0	$ 145	$ 176	$ 206	$ 237	$ 267	$ 297	$ 336	$ 374	$ 412	$ 476	$ 540	$ 604	$ 673
895	626000687	381.0	$ 2,032	$ 2,265	$ 2,498	$ 2,941	$ 3,384	$ 3,827	$ 4,351	$ 4,874	$ 5,397	$ 6,021	$ 6,645	$ 7,269	$ 7,956
896	626000687	381.1	$ 376	$ 417	$ 459	$ 538	$ 617	$ 696	$ 790	$ 883	$ 976	$ 1,088	$ 1,199	$ 1,310	$ 1,433
897	626000688	380.0	$ 590	$ 672	$ 755	$ 862	$ 968	$ 1,075	$ 1,207	$ 1,340	$ 1,473	$ 1,637	$ 1,802	$ 1,966	$ 2,147
898	626000688	380.1	$ 58	$ 67	$ 75	$ 86	$ 96	$ 107	$ 120	$ 133	$ 147	$ 163	$ 179	$ 196	$ 214
899	626000689	376.1	$ 338	$ 416	$ 495	$ 564	$ 633	$ 702	$ 774	$ 845	$ 917	$ 996	$ 1,075	$ 1,154	$ 1,244
900	626000689	376.2	$ 346	$ 427	$ 509	$ 580	$ 651	$ 723	$ 796	$ 870	$ 944	$ 1,026	$ 1,107	$ 1,189	$ 1,282
901	626000689	376.4	$ 140	$ 173	$ 206	$ 235	$ 263	$ 292	$ 322	$ 352	$ 381	$ 414	$ 447	$ 480	$ 518
902	626000689	380.0	$ 41	$ 50	$ 58	$ 66	$ 74	$ 82	$ 90	$ 98	$ 106	$ 114	$ 123	$ 132	$ 142
903	626000690	376.5	$ 1,293	$ 1,578	$ 1,862	$ 2,149	$ 2,436	$ 2,723	$ 3,172	$ 3,621	$ 4,070	$ 4,912	$ 5,753	$ 6,595	$ 7,525
904	626000691	378.0	$ 67	$ 83	$ 100	$ 116	$ 133	$ 150	$ 166	$ 183	$ 200	$ 238	$ 276	$ 314	$ 352
905	626000691	385.0	$ 143	$ 179	$ 215	$ 251	$ 287	$ 322	$ 358	$ 394	$ 430	$ 512	$ 594	$ 676	$ 758
906	626000692	381.0	$ -	$ -	$ -	$ -	$ -	$ -	$ -	$ -	$ -	$ -	$ -	$ -	$ -
907	626000693	380.0	$ 1,815	$ 2,050	$ 2,284	$ 2,540	$ 2,795	$ 3,051	$ 3,347	$ 3,644	$ 3,941	$ 4,337	$ 4,733	$ 5,129	$ 5,554
908	626000693	380.1	$ 816	$ 922	$ 1,029	$ 1,145	$ 1,260	$ 1,376	$ 1,511	$ 1,645	$ 1,780	$ 1,960	$ 2,139	$ 2,319	$ 2,512
909	625000694	376.1	$ 499	$ 549	$ 598	$ 647	$ 697	$ 746	$ 795	$ 845	$ 894	$ 944	$ 993	$ 1,042	$ 1,092
910	625000694	376.2	$ 506	$ 556	$ 607	$ 658	$ 709	$ 760	$ 811	$ 862	$ 913	$ 964	$ 1,015	$ 1,066	$ 1,117
911	625000694	376.4	$ 206	$ 227	$ 247	$ 268	$ 288	$ 309	$ 329	$ 350	$ 371	$ 391	$ 412	$ 432	$ 453
912	625000694	380.0	$ 69	$ 75	$ 80	$ 86	$ 91	$ 97	$ 102	$ 108	$ 113	$ 119	$ 124	$ 130	$ 135
913	625000695	378.0	$ -	$ -	$ -	$ -	$ -	$ -	$ -	$ -	$ -	$ -	$ -	$ -	$ -
914	625000695	385.0	$ -	$ -	$ -	$ -	$ -	$ -	$ -	$ -	$ -	$ -	$ -	$ -	$ -
915	634000696	376.1	$ 122	$ 152	$ 183	$ 213	$ 243	$ 274	$ 304	$ 335	$ 365	$ 426	$ 487	$ 548	$ 613
916	634000696	376.2	$ 126	$ 157	$ 188	$ 220	$ 251	$ 283	$ 314	$ 345	$ 377	$ 440	$ 503	$ 565	$ 633
917	634000696	376.4	$ 51	$ 63	$ 76	$ 89	$ 101	$ 114	$ 127	$ 139	$ 152	$ 177	$ 203	$ 228	$ 255
918	634000696	380.0	$ 14	$ 17	$ 20	$ 24	$ 27	$ 31	$ 34	$ 37	$ 41	$ 48	$ 54	$ 61	$ 68
919	662000697	376.2	$ 3,563	$ 4,152	$ 4,742	$ 5,499	$ 6,256	$ 7,012	$ 7,936	$ 8,859	$ 9,783	$ 10,929	$ 12,075	$ 13,221	$ 14,476
920	662000698	378.0	$ 5	$ 7	$ 9	$ 12	$ 15	$ 19	$ 23	$ 28	$ 33	$ 41	$ 48	$ 55	$ 63
921	662000698	385.0	$ 16	$ 22	$ 27	$ 37	$ 48	$ 58	$ 74	$ 89	$ 105	$ 127	$ 150	$ 172	$ 198
922	662000699	381.0	$ 1,134	$ 1,368	$ 1,602	$ 1,941	$ 2,280	$ 2,619	$ 3,063	$ 3,508	$ 3,952	$ 4,536	$ 5,121	$ 5,705	$ 6,360
923	662000699	381.1	$ 205	$ 247	$ 289	$ 349	$ 410	$ 470	$ 550	$ 629	$ 708	$ 812	$ 917	$ 1,021	$ 1,138

Sponsored by NMGC Witness Erik C. Buchanan

WP Plant 6 Accum Res Balances

NEW MEXICO GAS COMPANY, INC.

Accumulated Reserve Account
Base Period - 12 Months Ending March 31, 2023
Future Test Year - 12 Months Ending September 30, 2025

	A	B	AC	AD	AE	AF	AG
1							
2			Balance	Balance	Balance	Balance	Balance
3	Investment Number / Beginning Balance	FERC Account	**5/31/2025**	**6/30/2025**	**7/31/2025**	**8/31/2025**	**9/30/2025**
878	629000677	385.0	$ 1,672	$ 1,755	$ 1,839	$ 1,923	$ 2,007
879	629000678	381.0	$ -	$ -	$ -	$ -	$ -
880	629000679	380.0	$ 381	$ 423	$ 466	$ 510	$ 553
881	629000679	380.1	$ 173	$ 192	$ 211	$ 231	$ 251
882	627000680	376.1	$ 1,088	$ 1,176	$ 1,278	$ 1,381	$ 1,484
883	627000680	376.2	$ 1,120	$ 1,211	$ 1,317	$ 1,423	$ 1,529
884	627000680	376.4	$ 453	$ 489	$ 532	$ 575	$ 618
885	627000680	380.0	$ 125	$ 135	$ 146	$ 158	$ 169
886	627000681	376.5	$ 60,540	$ 63,539	$ 66,538	$ 69,537	$ 72,536
887	627000682	378.0	$ 83	$ 91	$ 99	$ 107	$ 114
888	627000682	385.0	$ 180	$ 196	$ 213	$ 230	$ 246
889	627000683	381.0	$ -	$ -	$ -	$ -	$ -
890	626000684	380.0	$ -	$ -	$ -	$ -	$ -
891	626000684	380.1	$ -	$ -	$ -	$ -	$ -
892	626000685	376.2	$ 1,922	$ 2,068	$ 2,231	$ 2,395	$ 2,558
893	626000686	378.0	$ 237	$ 259	$ 284	$ 308	$ 333
894	626000686	385.0	$ 742	$ 812	$ 889	$ 966	$ 1,044
895	626000687	381.0	$ 8,644	$ 9,331	$ 10,123	$ 10,916	$ 11,708
896	626000687	381.1	$ 1,556	$ 1,678	$ 1,820	$ 1,961	$ 2,102
897	626000688	380.0	$ 2,327	$ 2,507	$ 2,710	$ 2,912	$ 3,114
898	626000688	380.1	$ 232	$ 250	$ 270	$ 290	$ 310
899	626000689	376.1	$ 1,334	$ 1,423	$ 1,497	$ 1,570	$ 1,644
900	626000689	376.2	$ 1,374	$ 1,467	$ 1,542	$ 1,618	$ 1,694
901	626000689	376.4	$ 555	$ 592	$ 623	$ 654	$ 684
902	626000689	380.0	$ 152	$ 162	$ 170	$ 178	$ 187
903	626000690	376.5	$ 8,454	$ 9,384	$ 10,445	$ 11,506	$ 12,567
904	626000691	378.0	$ 390	$ 428	$ 466	$ 504	$ 542
905	626000691	385.0	$ 840	$ 922	$ 1,004	$ 1,086	$ 1,168
906	626000692	381.0	$ -	$ -	$ -	$ -	$ -
907	626000693	380.0	$ 5,980	$ 6,405	$ 6,871	$ 7,338	$ 7,804
908	626000693	380.1	$ 2,705	$ 2,898	$ 3,109	$ 3,321	$ 3,532
909	625000694	376.1	$ 1,141	$ 1,190	$ 1,240	$ 1,289	$ 1,338
910	625000694	376.2	$ 1,168	$ 1,219	$ 1,270	$ 1,320	$ 1,371
911	625000694	376.4	$ 473	$ 494	$ 514	$ 535	$ 556
912	625000694	380.0	$ 141	$ 146	$ 152	$ 157	$ 163
913	625000695	378.0	$ -	$ -	$ -	$ -	$ -
914	625000695	385.0	$ -	$ -	$ -	$ -	$ -
915	634000696	376.1	$ 679	$ 744	$ 817	$ 889	$ 962
916	634000696	376.2	$ 701	$ 768	$ 843	$ 918	$ 993
917	634000696	376.4	$ 283	$ 310	$ 340	$ 370	$ 401
918	634000696	380.0	$ 76	$ 83	$ 91	$ 99	$ 107
919	662000697	376.2	$ 15,731	$ 16,986	$ 18,405	$ 19,824	$ 21,243
920	662000698	378.0	$ 71	$ 80	$ 89	$ 99	$ 109
921	662000698	385.0	$ 224	$ 250	$ 281	$ 311	$ 342
922	662000699	381.0	$ 7,014	$ 7,669	$ 8,428	$ 9,188	$ 9,948
923	662000699	381.1	$ 1,255	$ 1,371	$ 1,507	$ 1,642	$ 1,778

Sponsored by NMGC Witness Erik C. Buchanan

WP Plant 6 Accum Res Balances

NEW MEXICO GAS COMPANY, INC.

Accumulated Reserve Account
Base Period - 12 Months Ending March 31, 2023
Future Test Year - 12 Months Ending September 30, 2025

	A	B	C	D	E	F	G	H	I	J	K	L	M	N	O
1			Adjusted Base Period												
2			Balance	Balance	Balance	Balance	Balance	Balance	Balance	Balance	Balance	Balance	Balance	Balance	Balance
3	Investment Number / Beginning Balance	FERC Account	**3/31/2023**	**4/30/2023**	**5/31/2023**	**6/30/2023**	**7/31/2023**	**8/31/2023**	**9/30/2023**	**10/31/2023**	**11/30/2023**	**12/31/2023**	**1/31/2024**	**2/29/2024**	**3/31/2024**
924	662000700	380.0	$ -	$ -	$ -	$ -	$ 81	$ 163	$ 199	$ 269	$ 339	$ 409	$ 520	$ 632	$ 744
925	662000700	380.1	$ -	$ -	$ -	$ -	$ 8	$ 16	$ 19	$ 26	$ 33	$ 40	$ 51	$ 62	$ 74
926	667000701	376.2	$ -	$ -	$ -	$ -	$ 130	$ 261	$ 396	$ 802	$ 1,208	$ 1,613	$ 2,411	$ 3,208	$ 4,006
927	667000702	378.0	$ -	$ -	$ -	$ -	$ 1	$ 3	$ 4	$ 8	$ 12	$ 16	$ 22	$ 29	$ 36
928	667000702	385.0	$ -	$ -	$ -	$ -	$ 4	$ 9	$ 12	$ 25	$ 37	$ 50	$ 71	$ 92	$ 113
929	667000703	381.0	$ -	$ -	$ -	$ -	$ 34	$ 68	$ 107	$ 217	$ 326	$ 436	$ 670	$ 904	$ 1,138
930	667000703	381.1	$ -	$ -	$ -	$ -	$ 7	$ 15	$ 22	$ 41	$ 61	$ 80	$ 122	$ 164	$ 205
931	667000704	380.0	$ -	$ -	$ -	$ -	$ 196	$ 391	$ 477	$ 606	$ 734	$ 863	$ 1,044	$ 1,226	$ 1,408
932	667000704	380.1	$ -	$ -	$ -	$ -	$ 19	$ 38	$ 46	$ 59	$ 72	$ 85	$ 103	$ 121	$ 139
933	660000705	376.2	$ -	$ -	$ -	$ -	$ 106	$ 213	$ 323	$ 608	$ 892	$ 1,177	$ 1,675	$ 2,174	$ 2,672
934	660000706	378.0	$ -	$ -	$ -	$ -	$ 11	$ 22	$ 32	$ 56	$ 81	$ 106	$ 148	$ 190	$ 232
935	660000706	385.0	$ -	$ -	$ -	$ -	$ 38	$ 76	$ 105	$ 182	$ 260	$ 337	$ 469	$ 600	$ 732
936	660000707	381.0	$ -	$ -	$ -	$ -	$ 377	$ 753	$ 1,187	$ 1,703	$ 2,218	$ 2,734	$ 3,372	$ 4,011	$ 4,649
937	660000707	381.1	$ -	$ -	$ -	$ -	$ 81	$ 162	$ 240	$ 332	$ 424	$ 516	$ 630	$ 744	$ 858
938	660000708	380.0	$ -	$ -	$ -	$ -	$ 647	$ 1,293	$ 1,577	$ 2,169	$ 2,761	$ 3,353	$ 4,300	$ 5,247	$ 6,194
939	660000708	380.1	$ -	$ -	$ -	$ -	$ 62	$ 124	$ 152	$ 212	$ 271	$ 330	$ 424	$ 519	$ 613
940	662000709	376.1	$ -	$ -	$ -	$ -	$ 8	$ 16	$ 23	$ 66	$ 108	$ 151	$ 233	$ 316	$ 398
941	662000709	376.2	$ -	$ -	$ -	$ -	$ 7	$ 15	$ 23	$ 66	$ 110	$ 154	$ 239	$ 324	$ 410
942	662000709	376.4	$ -	$ -	$ -	$ -	$ 3	$ 6	$ 9	$ 27	$ 45	$ 62	$ 97	$ 131	$ 166
943	662000709	380.0	$ -	$ -	$ -	$ -	$ 2	$ 4	$ 5	$ 9	$ 14	$ 19	$ 28	$ 37	$ 47
944	662000710	376.5	$ -	$ -	$ -	$ -	$ 117	$ 234	$ 587	$ 1,006	$ 1,425	$ 1,845	$ 2,364	$ 2,884	$ 3,404
945	662000711	378.0	$ -	$ -	$ -	$ -	$ 5	$ 10	$ 14	$ 21	$ 29	$ 36	$ 47	$ 58	$ 69
946	662000711	385.0	$ -	$ -	$ -	$ -	$ 12	$ 23	$ 33	$ 48	$ 64	$ 79	$ 103	$ 126	$ 150
947	662000712	381.0	$ -	$ -	$ -	$ -	$ -	$ -	$ -	$ -	$ -	$ -	$ -	$ -	$ -
948	662000713	380.0	$ -	$ -	$ -	$ -	$ -	$ -	$ -	$ -	$ -	$ -	$ 22	$ 44	$ 66
949	662000713	380.1	$ -	$ -	$ -	$ -	$ -	$ -	$ -	$ -	$ -	$ -	$ 10	$ 20	$ 30
950	667000714	376.1	$ -	$ -	$ -	$ -	$ 20	$ 40	$ 58	$ 124	$ 190	$ 255	$ 362	$ 468	$ 575
951	667000714	376.2	$ -	$ -	$ -	$ -	$ 19	$ 37	$ 57	$ 124	$ 192	$ 260	$ 370	$ 480	$ 590
952	667000714	376.4	$ -	$ -	$ -	$ -	$ 8	$ 16	$ 24	$ 51	$ 78	$ 106	$ 150	$ 194	$ 239
953	667000714	380.0	$ -	$ -	$ -	$ -	$ 5	$ 10	$ 12	$ 19	$ 26	$ 34	$ 46	$ 57	$ 69
954	667000715	376.5	$ -	$ -	$ -	$ -	$ 7	$ 14	$ 35	$ 85	$ 135	$ 186	$ 260	$ 335	$ 410
955	667000716	378.0	$ -	$ -	$ -	$ -	$ 6	$ 11	$ 16	$ 32	$ 49	$ 65	$ 95	$ 125	$ 156
956	667000716	385.0	$ -	$ -	$ -	$ -	$ 13	$ 27	$ 37	$ 72	$ 107	$ 142	$ 207	$ 272	$ 337
957	667000717	381.0	$ -	$ -	$ -	$ -	$ -	$ -	$ -	$ -	$ -	$ -	$ -	$ -	$ -
958	667000718	380.0	$ -	$ -	$ -	$ -	$ -	$ -	$ -	$ 3	$ 5	$ 8	$ 12	$ 17	$ 22
959	667000718	380.1	$ -	$ -	$ -	$ -	$ -	$ -	$ -	$ 1	$ 2	$ 3	$ 6	$ 8	$ 10
960	660000719	376.1	$ -	$ -	$ -	$ -	$ 44	$ 89	$ 131	$ 178	$ 225	$ 272	$ 323	$ 374	$ 425
961	660000719	376.2	$ -	$ -	$ -	$ -	$ 42	$ 83	$ 126	$ 175	$ 224	$ 273	$ 325	$ 378	$ 430
962	660000719	376.4	$ -	$ -	$ -	$ -	$ 18	$ 35	$ 53	$ 73	$ 92	$ 112	$ 133	$ 154	$ 176
963	660000719	380.0	$ -	$ -	$ -	$ -	$ 11	$ 21	$ 26	$ 31	$ 37	$ 42	$ 47	$ 53	$ 59
964	660000720	376.5	$ -	$ -	$ -	$ -	$ 547	$ 1,093	$ 2,746	$ 4,532	$ 6,319	$ 8,105	$ 10,024	$ 11,943	$ 13,861
965	660000721	378.0	$ -	$ -	$ -	$ -	$ 114	$ 229	$ 326	$ 436	$ 546	$ 657	$ 784	$ 910	$ 1,037
966	660000721	385.0	$ -	$ -	$ -	$ -	$ 268	$ 536	$ 744	$ 982	$ 1,220	$ 1,457	$ 1,730	$ 2,003	$ 2,277
967	660000722	381.0	$ -	$ -	$ -	$ -	$ -	$ -	$ -	$ -	$ -	$ -	$ -	$ -	$ -
968	660000723	380.0	$ -	$ -	$ -	$ -	$ 248	$ 496	$ 605	$ 754	$ 903	$ 1,053	$ 1,264	$ 1,475	$ 1,686
969	660000723	380.1	$ -	$ -	$ -	$ -	$ 108	$ 216	$ 266	$ 333	$ 401	$ 469	$ 564	$ 660	$ 756

Sponsored by NMGC Witness Erik C. Buchanan

WP Plant 6 Accum Res Balances

NEW MEXICO GAS COMPANY, INC.

Accumulated Reserve Account
Base Period - 12 Months Ending March 31, 2023
Future Test Year - 12 Months Ending September 30, 2025

	A	B	P	Q	R	S	T	U	V	W	X	Y	Z	AA	AB
1															
2			Balance	Balance	Balance	Balance	Balance	Balance	Balance	Balance	Balance	Balance	Balance	Balance	Balance
3	Investment Number / Beginning Balance	FERC Account	4/30/2024	5/31/2024	6/30/2024	7/31/2024	8/31/2024	9/30/2024	10/31/2024	11/30/2024	12/31/2024	1/31/2025	2/28/2025	3/31/2025	4/30/2025
924	662000700	380.0	$ 884	$ 1,024	$ 1,164	$ 1,346	$ 1,529	$ 1,711	$ 1,936	$ 2,161	$ 2,386	$ 2,667	$ 2,948	$ 3,230	$ 3,539
925	662000700	380.1	$ 88	$ 102	$ 116	$ 134	$ 152	$ 170	$ 193	$ 215	$ 238	$ 266	$ 294	$ 322	$ 353
926	667000701	376.2	$ 4,962	$ 5,918	$ 6,874	$ 8,069	$ 9,263	$ 10,457	$ 11,889	$ 13,322	$ 14,754	$ 16,504	$ 18,254	$ 20,003	$ 21,918
927	667000702	378.0	$ 44	$ 52	$ 60	$ 69	$ 79	$ 89	$ 101	$ 112	$ 124	$ 138	$ 152	$ 166	$ 182
928	667000702	385.0	$ 138	$ 162	$ 187	$ 218	$ 249	$ 279	$ 316	$ 353	$ 389	$ 433	$ 478	$ 522	$ 570
929	667000703	381.0	$ 1,436	$ 1,734	$ 2,033	$ 2,428	$ 2,823	$ 3,219	$ 3,711	$ 4,203	$ 4,695	$ 5,317	$ 5,938	$ 6,559	$ 7,245
930	667000703	381.1	$ 259	$ 312	$ 365	$ 436	$ 506	$ 577	$ 665	$ 752	$ 840	$ 951	$ 1,062	$ 1,173	$ 1,295
931	667000704	380.0	$ 1,625	$ 1,841	$ 2,058	$ 2,327	$ 2,596	$ 2,866	$ 3,187	$ 3,509	$ 3,830	$ 4,222	$ 4,613	$ 5,005	$ 5,430
932	667000704	380.1	$ 161	$ 182	$ 204	$ 231	$ 258	$ 285	$ 317	$ 349	$ 381	$ 420	$ 459	$ 498	$ 541
933	660000705	376.2	$ 3,385	$ 4,098	$ 4,811	$ 5,846	$ 6,881	$ 7,915	$ 9,272	$ 10,628	$ 11,985	$ 13,770	$ 15,556	$ 17,342	$ 19,231
934	660000706	378.0	$ 281	$ 331	$ 381	$ 442	$ 503	$ 564	$ 637	$ 710	$ 782	$ 870	$ 958	$ 1,046	$ 1,142
935	660000706	385.0	$ 888	$ 1,044	$ 1,200	$ 1,392	$ 1,583	$ 1,775	$ 2,003	$ 2,231	$ 2,459	$ 2,735	$ 3,011	$ 3,287	$ 3,586
936	660000707	381.0	$ 5,507	$ 6,364	$ 7,221	$ 8,407	$ 9,592	$ 10,778	$ 12,291	$ 13,805	$ 15,319	$ 17,270	$ 19,221	$ 21,172	$ 23,341
937	660000707	381.1	$ 1,011	$ 1,163	$ 1,316	$ 1,528	$ 1,739	$ 1,951	$ 2,221	$ 2,491	$ 2,761	$ 3,109	$ 3,457	$ 3,806	$ 4,193
938	660000708	380.0	$ 7,398	$ 8,602	$ 9,805	$ 11,394	$ 12,983	$ 14,572	$ 16,546	$ 18,520	$ 20,494	$ 22,982	$ 25,470	$ 27,957	$ 30,711
939	660000708	380.1	$ 734	$ 854	$ 974	$ 1,133	$ 1,291	$ 1,450	$ 1,647	$ 1,844	$ 2,041	$ 2,290	$ 2,538	$ 2,787	$ 3,061
940	662000709	376.1	$ 491	$ 585	$ 678	$ 786	$ 895	$ 1,004	$ 1,128	$ 1,252	$ 1,377	$ 1,522	$ 1,667	$ 1,813	$ 1,969
941	662000709	376.2	$ 506	$ 602	$ 698	$ 810	$ 922	$ 1,034	$ 1,163	$ 1,291	$ 1,420	$ 1,569	$ 1,719	$ 1,869	$ 2,030
942	662000709	376.4	$ 204	$ 243	$ 282	$ 327	$ 373	$ 418	$ 470	$ 521	$ 573	$ 634	$ 694	$ 755	$ 820
943	662000709	380.0	$ 57	$ 67	$ 78	$ 90	$ 102	$ 114	$ 128	$ 142	$ 156	$ 172	$ 188	$ 204	$ 222
944	662000710	376.5	$ 4,021	$ 4,638	$ 5,254	$ 6,016	$ 6,778	$ 7,540	$ 8,447	$ 9,354	$ 10,261	$ 11,361	$ 12,462	$ 13,562	$ 14,758
945	662000711	378.0	$ 82	$ 95	$ 107	$ 123	$ 139	$ 155	$ 174	$ 193	$ 212	$ 235	$ 257	$ 280	$ 305
946	662000711	385.0	$ 178	$ 206	$ 233	$ 268	$ 302	$ 336	$ 377	$ 417	$ 458	$ 507	$ 556	$ 605	$ 659
947	662000712	381.0	$ -	$ -	$ -	$ -	$ -	$ -	$ -	$ -	$ -	$ -	$ -	$ -	$ -
948	662000713	380.0	$ 90	$ 115	$ 139	$ 167	$ 195	$ 223	$ 255	$ 287	$ 319	$ 356	$ 393	$ 430	$ 469
949	662000713	380.1	$ 41	$ 52	$ 63	$ 76	$ 89	$ 101	$ 116	$ 130	$ 145	$ 161	$ 178	$ 195	$ 213
950	667000714	376.1	$ 691	$ 807	$ 924	$ 1,055	$ 1,186	$ 1,317	$ 1,463	$ 1,609	$ 1,755	$ 1,920	$ 2,086	$ 2,252	$ 2,428
951	667000714	376.2	$ 710	$ 830	$ 950	$ 1,085	$ 1,220	$ 1,356	$ 1,506	$ 1,657	$ 1,807	$ 1,978	$ 2,149	$ 2,320	$ 2,502
952	667000714	376.4	$ 287	$ 336	$ 384	$ 439	$ 493	$ 548	$ 609	$ 669	$ 730	$ 799	$ 868	$ 937	$ 1,010
953	667000714	380.0	$ 82	$ 95	$ 108	$ 123	$ 137	$ 152	$ 168	$ 185	$ 201	$ 219	$ 238	$ 256	$ 276
954	667000715	376.5	$ 499	$ 588	$ 676	$ 786	$ 896	$ 1,006	$ 1,137	$ 1,267	$ 1,398	$ 1,557	$ 1,716	$ 1,875	$ 2,047
955	667000716	378.0	$ 192	$ 228	$ 265	$ 310	$ 356	$ 401	$ 456	$ 510	$ 565	$ 632	$ 699	$ 765	$ 838
956	667000716	385.0	$ 416	$ 494	$ 572	$ 670	$ 768	$ 866	$ 984	$ 1,101	$ 1,219	$ 1,363	$ 1,507	$ 1,650	$ 1,807
957	667000717	381.0	$ -	$ -	$ -	$ -	$ -	$ -	$ -	$ -	$ -	$ -	$ -	$ -	$ -
958	667000718	380.0	$ 28	$ 34	$ 40	$ 48	$ 56	$ 64	$ 74	$ 84	$ 94	$ 106	$ 119	$ 131	$ 145
959	667000718	380.1	$ 13	$ 16	$ 18	$ 22	$ 26	$ 29	$ 34	$ 38	$ 43	$ 48	$ 54	$ 59	$ 66
960	660000719	376.1	$ 486	$ 548	$ 609	$ 685	$ 762	$ 839	$ 931	$ 1,023	$ 1,115	$ 1,228	$ 1,341	$ 1,454	$ 1,577
961	660000719	376.2	$ 494	$ 557	$ 620	$ 699	$ 778	$ 857	$ 953	$ 1,048	$ 1,143	$ 1,259	$ 1,376	$ 1,492	$ 1,619
962	660000719	376.4	$ 201	$ 227	$ 252	$ 284	$ 316	$ 348	$ 386	$ 425	$ 463	$ 510	$ 557	$ 604	$ 655
963	660000719	380.0	$ 66	$ 73	$ 79	$ 88	$ 96	$ 105	$ 115	$ 126	$ 136	$ 148	$ 161	$ 174	$ 187
964	660000720	376.5	$ 16,422	$ 18,982	$ 21,542	$ 25,065	$ 28,588	$ 32,111	$ 36,596	$ 41,082	$ 45,567	$ 51,336	$ 57,104	$ 62,873	$ 69,276
965	660000721	378.0	$ 1,174	$ 1,311	$ 1,448	$ 1,601	$ 1,753	$ 1,906	$ 2,073	$ 2,241	$ 2,409	$ 2,597	$ 2,786	$ 2,974	$ 3,172
966	660000721	385.0	$ 2,572	$ 2,867	$ 3,162	$ 3,490	$ 3,819	$ 4,147	$ 4,508	$ 4,870	$ 5,231	$ 5,637	$ 6,043	$ 6,448	$ 6,876
967	660000722	381.0	$ -	$ -	$ -	$ -	$ -	$ -	$ -	$ -	$ -	$ -	$ -	$ -	$ -
968	660000723	380.0	$ 1,936	$ 2,186	$ 2,435	$ 2,743	$ 3,051	$ 3,359	$ 3,725	$ 4,090	$ 4,456	$ 4,899	$ 5,342	$ 5,785	$ 6,267
969	660000723	380.1	$ 869	$ 983	$ 1,096	$ 1,236	$ 1,375	$ 1,515	$ 1,681	$ 1,847	$ 2,012	$ 2,213	$ 2,414	$ 2,615	$ 2,834

Sponsored by NMGC Witness Erik C. Buchanan

WP Plant 6 Accum Res Balances

NEW MEXICO GAS COMPANY, INC.

Accumulated Reserve Account
Base Period - 12 Months Ending March 31, 2023
Future Test Year - 12 Months Ending September 30, 2025

	A	B	AC	AD	AE	AF	AG
1							
2			Balance	Balance	Balance	Balance	Balance
3	Investment Number / Beginning Balance	FERC Account	**5/31/2025**	**6/30/2025**	**7/31/2025**	**8/31/2025**	**9/30/2025**
924	662000700	380.0	$ 3,848	$ 4,157	$ 4,508	$ 4,858	$ 5,209
925	662000700	380.1	$ 384	$ 414	$ 449	$ 484	$ 519
926	667000701	376.2	$ 23,832	$ 25,746	$ 27,907	$ 30,068	$ 32,229
927	667000702	378.0	$ 197	$ 212	$ 230	$ 247	$ 264
928	667000702	385.0	$ 618	$ 667	$ 720	$ 774	$ 828
929	667000703	381.0	$ 7,931	$ 8,617	$ 9,400	$ 10,183	$ 10,966
930	667000703	381.1	$ 1,418	$ 1,540	$ 1,680	$ 1,819	$ 1,959
931	667000704	380.0	$ 5,856	$ 6,281	$ 6,757	$ 7,234	$ 7,710
932	667000704	380.1	$ 583	$ 626	$ 673	$ 721	$ 768
933	660000705	376.2	$ 21,121	$ 23,011	$ 25,058	$ 27,105	$ 29,151
934	660000706	378.0	$ 1,237	$ 1,333	$ 1,440	$ 1,547	$ 1,654
935	660000706	385.0	$ 3,886	$ 4,186	$ 4,521	$ 4,856	$ 5,191
936	660000707	381.0	$ 25,510	$ 27,680	$ 30,176	$ 32,672	$ 35,168
937	660000707	381.1	$ 4,580	$ 4,967	$ 5,412	$ 5,858	$ 6,303
938	660000708	380.0	$ 33,464	$ 36,217	$ 39,369	$ 42,521	$ 45,673
939	660000708	380.1	$ 3,336	$ 3,611	$ 3,926	$ 4,241	$ 4,555
940	662000709	376.1	$ 2,125	$ 2,281	$ 2,453	$ 2,625	$ 2,797
941	662000709	376.2	$ 2,191	$ 2,352	$ 2,530	$ 2,708	$ 2,886
942	662000709	376.4	$ 885	$ 950	$ 1,021	$ 1,093	$ 1,165
943	662000709	380.0	$ 239	$ 257	$ 276	$ 295	$ 314
944	662000710	376.5	$ 15,954	$ 17,151	$ 18,490	$ 19,830	$ 21,170
945	662000711	378.0	$ 330	$ 355	$ 382	$ 410	$ 438
946	662000711	385.0	$ 712	$ 766	$ 825	$ 885	$ 945
947	662000712	381.0	$ -	$ -	$ -	$ -	$ -
948	662000713	380.0	$ 508	$ 547	$ 590	$ 633	$ 676
949	662000713	380.1	$ 230	$ 248	$ 268	$ 287	$ 307
950	667000714	376.1	$ 2,603	$ 2,779	$ 2,970	$ 3,162	$ 3,353
951	667000714	376.2	$ 2,683	$ 2,865	$ 3,062	$ 3,259	$ 3,457
952	667000714	376.4	$ 1,084	$ 1,157	$ 1,237	$ 1,316	$ 1,396
953	667000714	380.0	$ 296	$ 315	$ 337	$ 358	$ 379
954	667000715	376.5	$ 2,220	$ 2,392	$ 2,586	$ 2,779	$ 2,972
955	667000716	378.0	$ 911	$ 984	$ 1,065	$ 1,147	$ 1,229
956	667000716	385.0	$ 1,964	$ 2,121	$ 2,297	$ 2,473	$ 2,649
957	667000717	381.0	$ -	$ -	$ -	$ -	$ -
958	667000718	380.0	$ 158	$ 172	$ 187	$ 203	$ 218
959	667000718	380.1	$ 72	$ 78	$ 85	$ 92	$ 99
960	660000719	376.1	$ 1,700	$ 1,823	$ 1,961	$ 2,099	$ 2,237
961	660000719	376.2	$ 1,746	$ 1,873	$ 2,015	$ 2,158	$ 2,300
962	660000719	376.4	$ 706	$ 758	$ 815	$ 873	$ 930
963	660000719	380.0	$ 201	$ 215	$ 230	$ 246	$ 261
964	660000720	376.5	$ 75,679	$ 82,082	$ 89,436	$ 96,791	$ 104,145
965	660000721	378.0	$ 3,371	$ 3,569	$ 3,783	$ 3,997	$ 4,210
966	660000721	385.0	$ 7,303	$ 7,731	$ 8,191	$ 8,651	$ 9,111
967	660000722	381.0	$ -	$ -	$ -	$ -	$ -
968	660000723	380.0	$ 6,748	$ 7,229	$ 7,767	$ 8,305	$ 8,844
969	660000723	380.1	$ 3,052	$ 3,270	$ 3,514	$ 3,758	$ 4,003

Sponsored by NMGC Witness Erik C. Buchanan

NEW MEXICO GAS COMPANY, INC.

Accumulated Reserve Account
Base Period - 12 Months Ending March 31, 2023
Future Test Year - 12 Months Ending September 30, 2025

	A	B	C	D	E	F	G	H	I	J	K	L	M	N	O
1			Adjusted Base Period												
2			Balance	Balance	Balance	Balance	Balance	Balance	Balance	Balance	Balance	Balance	Balance	Balance	Balance
3	Investment Number / Beginning Balance	FERC Account	**3/31/2023**	**4/30/2023**	**5/31/2023**	**6/30/2023**	**7/31/2023**	**8/31/2023**	**9/30/2023**	**10/31/2023**	**11/30/2023**	**12/31/2023**	**1/31/2024**	**2/29/2024**	**3/31/2024**
970	680000724	376.2	$ -	$ -	$ -	$ -	$ 240	$ 480	$ 729	$ 1,430	$ 2,131	$ 2,832	$ 4,130	$ 5,428	$ 6,727
971	680000725	378.0	$ -	$ -	$ -	$ -	$ 53	$ 106	$ 151	$ 196	$ 242	$ 288	$ 333	$ 379	$ 425
972	680000725	385.0	$ -	$ -	$ -	$ -	$ 180	$ 360	$ 501	$ 644	$ 788	$ 931	$ 1,074	$ 1,218	$ 1,361
973	680000726	381.0	$ -	$ -	$ -	$ -	$ 127	$ 254	$ 400	$ 547	$ 693	$ 839	$ 1,038	$ 1,237	$ 1,436
974	680000726	381.1	$ -	$ -	$ -	$ -	$ 27	$ 55	$ 81	$ 107	$ 133	$ 159	$ 195	$ 230	$ 266
975	680000727	380.0	$ -	$ -	$ -	$ -	$ 289	$ 579	$ 706	$ 1,013	$ 1,321	$ 1,628	$ 2,153	$ 2,678	$ 3,203
976	680000727	380.1	$ -	$ -	$ -	$ -	$ 28	$ 56	$ 68	$ 99	$ 130	$ 160	$ 213	$ 265	$ 318
977	684000728	376.2	$ -	$ -	$ -	$ -	$ -	$ -	$ -	$ 0	$ 0	$ 0	$ 1	$ 1	$ 1
978	684000729	378.0	$ -	$ -	$ -	$ -	$ 2	$ 5	$ 7	$ 14	$ 22	$ 30	$ 44	$ 58	$ 72
979	684000729	385.0	$ -	$ -	$ -	$ -	$ 8	$ 16	$ 23	$ 47	$ 71	$ 94	$ 138	$ 182	$ 226
980	684000730	381.0	$ -	$ -	$ -	$ -	$ 80	$ 159	$ 251	$ 361	$ 472	$ 582	$ 691	$ 800	$ 909
981	684000730	381.1	$ -	$ -	$ -	$ -	$ 17	$ 34	$ 51	$ 70	$ 90	$ 110	$ 129	$ 149	$ 168
982	684000731	380.0	$ -	$ -	$ -	$ -	$ 75	$ 150	$ 183	$ 216	$ 249	$ 282	$ 315	$ 348	$ 381
983	684000731	380.1	$ -	$ -	$ -	$ -	$ 7	$ 14	$ 18	$ 21	$ 24	$ 28	$ 31	$ 34	$ 37
984	685000732	376.2	$ -	$ -	$ -	$ -	$ 9	$ 17	$ 26	$ 57	$ 88	$ 119	$ 171	$ 223	$ 275
985	685000733	381.0	$ -	$ -	$ -	$ -	$ 51	$ 103	$ 162	$ 242	$ 323	$ 404	$ 485	$ 565	$ 646
986	685000733	381.1	$ -	$ -	$ -	$ -	$ 11	$ 22	$ 33	$ 47	$ 61	$ 76	$ 90	$ 105	$ 119
987	685000734	380.0	$ -	$ -	$ -	$ -	$ 69	$ 138	$ 169	$ 216	$ 264	$ 312	$ 376	$ 441	$ 505
988	685000734	380.1	$ -	$ -	$ -	$ -	$ 7	$ 13	$ 16	$ 21	$ 26	$ 31	$ 37	$ 43	$ 50
989	680000735	376.1	$ -	$ -	$ -	$ -	$ 14	$ 29	$ 43	$ 178	$ 312	$ 447	$ 606	$ 764	$ 922
990	680000735	376.2	$ -	$ -	$ -	$ -	$ 14	$ 27	$ 41	$ 181	$ 320	$ 459	$ 622	$ 786	$ 949
991	680000735	376.4	$ -	$ -	$ -	$ -	$ 6	$ 12	$ 17	$ 73	$ 130	$ 186	$ 252	$ 318	$ 384
992	680000735	380.0	$ -	$ -	$ -	$ -	$ 3	$ 7	$ 8	$ 24	$ 39	$ 54	$ 71	$ 89	$ 107
993	680000736	376.1	$ -	$ -	$ -	$ -	$ -	$ -	$ -	$ -	$ -	$ -	$ -	$ -	$ -
994	680000736	376.2	$ -	$ -	$ -	$ -	$ -	$ -	$ -	$ -	$ -	$ -	$ -	$ -	$ -
995	680000736	376.4	$ -	$ -	$ -	$ -	$ -	$ -	$ -	$ -	$ -	$ -	$ -	$ -	$ -
996	680000736	380.0	$ -	$ -	$ -	$ -	$ -	$ -	$ -	$ -	$ -	$ -	$ -	$ -	$ -
997	680000737	376.5	$ -	$ -	$ -	$ -	$ 24	$ 48	$ 119	$ 235	$ 350	$ 466	$ 637	$ 808	$ 979
998	680000738	378.0	$ -	$ -	$ -	$ -	$ -	$ -	$ -	$ -	$ -	$ -	$ -	$ -	$ -
999	680000738	385.0	$ -	$ -	$ -	$ -	$ -	$ -	$ -	$ -	$ -	$ -	$ -	$ -	$ -
1000	680000739	378.0	$ -	$ -	$ -	$ -	$ 27	$ 54	$ 77	$ 100	$ 123	$ 146	$ 169	$ 192	$ 215
1001	680000739	385.0	$ -	$ -	$ -	$ -	$ 63	$ 127	$ 176	$ 225	$ 275	$ 324	$ 373	$ 423	$ 472
1002	680000740	381.0	$ -	$ -	$ -	$ -	$ -	$ -	$ -	$ -	$ -	$ -	$ -	$ -	$ -
1003	680000741	380.0	$ -	$ -	$ -	$ -	$ -	$ -	$ -	$ 1	$ 1	$ 2	$ 64	$ 126	$ 188
1004	680000741	380.1	$ -	$ -	$ -	$ -	$ -	$ -	$ -	$ 0	$ 1	$ 1	$ 29	$ 57	$ 85
1005	684000742	376.1	$ -	$ -	$ -	$ -	$ -	$ -	$ -	$ 14	$ 28	$ 43	$ 60	$ 77	$ 94
1006	684000742	376.2	$ -	$ -	$ -	$ -	$ -	$ -	$ -	$ 15	$ 29	$ 44	$ 62	$ 79	$ 97
1007	684000742	376.4	$ -	$ -	$ -	$ -	$ -	$ -	$ -	$ 6	$ 12	$ 18	$ 25	$ 32	$ 39
1008	684000742	380.0	$ -	$ -	$ -	$ -	$ -	$ -	$ -	$ 2	$ 3	$ 5	$ 7	$ 9	$ 10
1009	684000743	376.5	$ -	$ -	$ -	$ -	$ 7	$ 14	$ 35	$ 91	$ 146	$ 202	$ 292	$ 382	$ 472
1010	684000744	378.0	$ -	$ -	$ -	$ -	$ 0	$ 0	$ 0	$ 0	$ 0	$ 1	$ 1	$ 1	$ 1
1011	684000744	385.0	$ -	$ -	$ -	$ -	$ 0	$ 0	$ 0	$ 1	$ 1	$ 1	$ 2	$ 2	$ 3
1012	684000745	381.0	$ -	$ -	$ -	$ -	$ -	$ -	$ -	$ -	$ -	$ -	$ -	$ -	$ -
1013	684000746	380.0	$ -	$ -	$ -	$ -	$ -	$ -	$ -	$ 5	$ 9	$ 14	$ 57	$ 100	$ 143
1014	684000746	380.1	$ -	$ -	$ -	$ -	$ -	$ -	$ -	$ 2	$ 4	$ 6	$ 26	$ 45	$ 65
1015	685000747	376.1	$ -	$ -	$ -	$ -	$ -	$ -	$ -	$ 0	$ 0	$ 0	$ 0	$ 0	$ 1

Sponsored by NMGC Witness Erik C. Buchanan

WP Plant 6 Accum Res Balances

NEW MEXICO GAS COMPANY, INC.

Accumulated Reserve Account
Base Period - 12 Months Ending March 31, 2023
Future Test Year - 12 Months Ending September 30, 2025

	A	B	P	Q	R	S	T	U	V	W	X	Y	Z	AA	AB
1															
2			Balance	Balance	Balance	Balance	Balance	Balance	Balance	Balance	Balance	Balance	Balance	Balance	Balance
3	Investment Number / Beginning Balance	FERC Account	4/30/2024	5/31/2024	6/30/2024	7/31/2024	8/31/2024	9/30/2024	10/31/2024	11/30/2024	12/31/2024	1/31/2025	2/28/2025	3/31/2025	4/30/2025
970	680000724	376.2	$ 8,319	$ 9,911	$ 11,503	$ 13,537	$ 15,570	$ 17,604	$ 20,079	$ 22,553	$ 25,028	$ 27,774	$ 30,519	$ 33,265	$ 36,261
971	680000725	378.0	$ 499	$ 573	$ 647	$ 732	$ 817	$ 902	$ 992	$ 1,082	$ 1,172	$ 1,269	$ 1,367	$ 1,464	$ 1,591
972	680000725	385.0	$ 1,593	$ 1,825	$ 2,057	$ 2,324	$ 2,591	$ 2,858	$ 3,140	$ 3,422	$ 3,703	$ 4,009	$ 4,314	$ 4,620	$ 5,019
973	680000726	381.0	$ 1,716	$ 1,996	$ 2,276	$ 2,891	$ 3,506	$ 4,122	$ 4,709	$ 5,297	$ 5,885	$ 6,644	$ 7,402	$ 8,161	$ 9,001
974	680000726	381.1	$ 316	$ 366	$ 415	$ 525	$ 635	$ 745	$ 850	$ 955	$ 1,059	$ 1,195	$ 1,330	$ 1,466	$ 1,615
975	680000727	380.0	$ 3,848	$ 4,492	$ 5,137	$ 5,960	$ 6,784	$ 7,608	$ 8,611	$ 9,614	$ 10,617	$ 11,859	$ 13,102	$ 14,344	$ 15,717
976	680000727	380.1	$ 382	$ 446	$ 511	$ 593	$ 675	$ 757	$ 858	$ 958	$ 1,058	$ 1,182	$ 1,306	$ 1,430	$ 1,567
977	684000728	376.2	$ 1	$ 2	$ 2	$ 2	$ 2	$ 3	$ 3	$ 3	$ 3	$ 4	$ 4	$ 5	$ 6
978	684000729	378.0	$ 85	$ 99	$ 113	$ 127	$ 141	$ 155	$ 169	$ 183	$ 197	$ 226	$ 256	$ 285	$ 314
979	684000729	385.0	$ 269	$ 313	$ 357	$ 400	$ 444	$ 488	$ 531	$ 575	$ 619	$ 711	$ 803	$ 895	$ 987
980	684000730	381.0	$ 1,007	$ 1,105	$ 1,203	$ 1,340	$ 1,477	$ 1,614	$ 1,843	$ 2,071	$ 2,300	$ 2,568	$ 2,837	$ 3,106	$ 3,364
981	684000730	381.1	$ 186	$ 203	$ 221	$ 245	$ 269	$ 294	$ 335	$ 375	$ 416	$ 464	$ 512	$ 560	$ 606
982	684000731	380.0	$ 419	$ 458	$ 496	$ 540	$ 584	$ 628	$ 678	$ 729	$ 780	$ 835	$ 891	$ 946	$ 1,006
983	684000731	380.1	$ 41	$ 45	$ 49	$ 53	$ 58	$ 62	$ 67	$ 72	$ 77	$ 83	$ 88	$ 94	$ 100
984	685000732	376.2	$ 338	$ 400	$ 463	$ 542	$ 621	$ 700	$ 795	$ 890	$ 985	$ 1,104	$ 1,222	$ 1,340	$ 1,469
985	685000733	381.0	$ 736	$ 826	$ 916	$ 1,073	$ 1,230	$ 1,387	$ 1,546	$ 1,705	$ 1,863	$ 2,082	$ 2,300	$ 2,519	$ 2,747
986	685000733	381.1	$ 135	$ 151	$ 167	$ 195	$ 223	$ 251	$ 280	$ 308	$ 336	$ 375	$ 414	$ 453	$ 494
987	685000734	380.0	$ 614	$ 723	$ 831	$ 1,061	$ 1,291	$ 1,520	$ 1,822	$ 2,125	$ 2,427	$ 2,815	$ 3,203	$ 3,591	$ 4,022
988	685000734	380.1	$ 61	$ 72	$ 82	$ 105	$ 128	$ 151	$ 181	$ 212	$ 242	$ 281	$ 319	$ 358	$ 401
989	680000735	376.1	$ 1,088	$ 1,254	$ 1,419	$ 1,596	$ 1,773	$ 1,950	$ 2,138	$ 2,325	$ 2,513	$ 2,716	$ 2,918	$ 3,121	$ 3,331
990	680000735	376.2	$ 1,120	$ 1,291	$ 1,462	$ 1,645	$ 1,827	$ 2,010	$ 2,203	$ 2,397	$ 2,591	$ 2,800	$ 3,009	$ 3,219	$ 3,435
991	680000735	376.4	$ 453	$ 522	$ 591	$ 664	$ 738	$ 812	$ 890	$ 968	$ 1,046	$ 1,131	$ 1,215	$ 1,299	$ 1,387
992	680000735	380.0	$ 125	$ 144	$ 162	$ 182	$ 202	$ 221	$ 242	$ 263	$ 284	$ 307	$ 330	$ 352	$ 376
993	680000736	376.1	$ -	$ -	$ -	$ -	$ -	$ -	$ -	$ -	$ -	$ -	$ -	$ -	$ -
994	680000736	376.2	$ -	$ -	$ -	$ -	$ -	$ -	$ -	$ -	$ -	$ -	$ -	$ -	$ -
995	680000736	376.4	$ -	$ -	$ -	$ -	$ -	$ -	$ -	$ -	$ -	$ -	$ -	$ -	$ -
996	680000736	380.0	$ -	$ -	$ -	$ -	$ -	$ -	$ -	$ -	$ -	$ -	$ -	$ -	$ -
997	680000737	376.5	$ 1,183	$ 1,388	$ 1,592	$ 1,846	$ 2,099	$ 2,353	$ 2,656	$ 2,959	$ 3,262	$ 3,631	$ 4,000	$ 4,369	$ 4,764
998	680000738	378.0	$ -	$ -	$ -	$ -	$ -	$ -	$ -	$ -	$ -	$ -	$ -	$ -	$ -
999	680000738	385.0	$ -	$ -	$ -	$ -	$ -	$ -	$ -	$ -	$ -	$ -	$ -	$ -	$ -
1000	680000739	378.0	$ 239	$ 264	$ 289	$ 317	$ 344	$ 372	$ 407	$ 442	$ 477	$ 519	$ 562	$ 604	$ 648
1001	680000739	385.0	$ 526	$ 579	$ 633	$ 692	$ 752	$ 812	$ 887	$ 962	$ 1,037	$ 1,129	$ 1,220	$ 1,311	$ 1,407
1002	680000740	381.0	$ -	$ -	$ -	$ -	$ -	$ -	$ -	$ -	$ -	$ -	$ -	$ -	$ -
1003	680000741	380.0	$ 272	$ 356	$ 440	$ 556	$ 672	$ 789	$ 937	$ 1,086	$ 1,235	$ 1,392	$ 1,549	$ 1,707	$ 1,881
1004	680000741	380.1	$ 123	$ 161	$ 200	$ 252	$ 305	$ 358	$ 425	$ 493	$ 560	$ 631	$ 703	$ 774	$ 853
1005	684000742	376.1	$ 120	$ 146	$ 173	$ 213	$ 253	$ 293	$ 347	$ 401	$ 456	$ 528	$ 601	$ 674	$ 756
1006	684000742	376.2	$ 124	$ 151	$ 178	$ 220	$ 261	$ 303	$ 358	$ 414	$ 470	$ 545	$ 620	$ 695	$ 780
1007	684000742	376.4	$ 50	$ 61	$ 72	$ 89	$ 105	$ 122	$ 145	$ 167	$ 190	$ 220	$ 250	$ 281	$ 315
1008	684000742	380.0	$ 13	$ 16	$ 19	$ 24	$ 28	$ 33	$ 39	$ 45	$ 51	$ 59	$ 67	$ 75	$ 84
1009	684000743	376.5	$ 605	$ 738	$ 871	$ 1,090	$ 1,308	$ 1,527	$ 1,752	$ 1,978	$ 2,203	$ 2,484	$ 2,765	$ 3,047	$ 3,370
1010	684000744	378.0	$ 2	$ 2	$ 2	$ 2	$ 3	$ 3	$ 3	$ 4	$ 4	$ 5	$ 5	$ 6	$ 6
1011	684000744	385.0	$ 3	$ 4	$ 4	$ 5	$ 5	$ 6	$ 7	$ 8	$ 9	$ 10	$ 11	$ 13	$ 14
1012	684000745	381.0	$ -	$ -	$ -	$ -	$ -	$ -	$ -	$ -	$ -	$ -	$ -	$ -	$ -
1013	684000746	380.0	$ 199	$ 255	$ 311	$ 387	$ 463	$ 539	$ 635	$ 730	$ 826	$ 948	$ 1,070	$ 1,192	$ 1,327
1014	684000746	380.1	$ 90	$ 116	$ 141	$ 176	$ 210	$ 244	$ 288	$ 331	$ 375	$ 430	$ 485	$ 541	$ 602
1015	685000747	376.1	$ 1	$ 1	$ 1	$ 2	$ 2	$ 3	$ 4	$ 4	$ 5	$ 6	$ 7	$ 9	$ 10

Sponsored by NMGC Witness Erik C. Buchanan

WP Plant 6 Accum Res Balances

NEW MEXICO GAS COMPANY, INC.

Accumulated Reserve Account
Base Period - 12 Months Ending March 31, 2023
Future Test Year - 12 Months Ending September 30, 2025

	A	B	AC	AD	AE	AF	AG
1							
2			Balance	Balance	Balance	Balance	Balance
3	Investment Number / Beginning Balance	FERC Account	**5/31/2025**	**6/30/2025**	**7/31/2025**	**8/31/2025**	**9/30/2025**
970	680000724	376.2	$ 39,256	$ 42,252	$ 45,622	$ 48,993	$ 52,363
971	680000725	378.0	$ 1,718	$ 1,845	$ 1,979	$ 2,112	$ 2,246
972	680000725	385.0	$ 5,417	$ 5,815	$ 6,234	$ 6,653	$ 7,071
973	680000726	381.0	$ 9,841	$ 10,682	$ 11,858	$ 13,034	$ 14,210
974	680000726	381.1	$ 1,765	$ 1,915	$ 2,125	$ 2,335	$ 2,545
975	680000727	380.0	$ 17,090	$ 18,463	$ 20,032	$ 21,601	$ 23,170
976	680000727	380.1	$ 1,704	$ 1,841	$ 1,998	$ 2,155	$ 2,311
977	684000728	376.2	$ 6	$ 7	$ 7	$ 8	$ 8
978	684000729	378.0	$ 344	$ 373	$ 402	$ 432	$ 461
979	684000729	385.0	$ 1,079	$ 1,171	$ 1,263	$ 1,355	$ 1,447
980	684000730	381.0	$ 3,623	$ 3,881	$ 4,178	$ 4,475	$ 4,772
981	684000730	381.1	$ 652	$ 698	$ 751	$ 804	$ 857
982	684000731	380.0	$ 1,065	$ 1,124	$ 1,189	$ 1,254	$ 1,319
983	684000731	380.1	$ 106	$ 112	$ 118	$ 125	$ 131
984	685000732	376.2	$ 1,598	$ 1,727	$ 1,872	$ 2,017	$ 2,163
985	685000733	381.0	$ 2,975	$ 3,203	$ 3,498	$ 3,793	$ 4,088
986	685000733	381.1	$ 535	$ 575	$ 628	$ 681	$ 733
987	685000734	380.0	$ 4,453	$ 4,885	$ 5,436	$ 5,987	$ 6,538
988	685000734	380.1	$ 444	$ 487	$ 542	$ 597	$ 652
989	680000735	376.1	$ 3,541	$ 3,751	$ 3,972	$ 4,193	$ 4,414
990	680000735	376.2	$ 3,652	$ 3,869	$ 4,097	$ 4,325	$ 4,553
991	680000735	376.4	$ 1,474	$ 1,562	$ 1,654	$ 1,746	$ 1,838
992	680000735	380.0	$ 399	$ 422	$ 447	$ 472	$ 496
993	680000736	376.1	$ -	$ -	$ -	$ -	$ -
994	680000736	376.2	$ -	$ -	$ -	$ -	$ -
995	680000736	376.4	$ -	$ -	$ -	$ -	$ -
996	680000736	380.0	$ -	$ -	$ -	$ -	$ -
997	680000737	376.5	$ 5,159	$ 5,554	$ 6,021	$ 6,487	$ 6,953
998	680000738	378.0	$ -	$ -	$ -	$ -	$ -
999	680000738	385.0	$ -	$ -	$ -	$ -	$ -
1000	680000739	378.0	$ 693	$ 737	$ 784	$ 831	$ 878
1001	680000739	385.0	$ 1,502	$ 1,597	$ 1,699	$ 1,801	$ 1,902
1002	680000740	381.0	$ -	$ -	$ -	$ -	$ -
1003	680000741	380.0	$ 2,055	$ 2,229	$ 2,427	$ 2,626	$ 2,824
1004	680000741	380.1	$ 932	$ 1,011	$ 1,101	$ 1,191	$ 1,281
1005	684000742	376.1	$ 838	$ 920	$ 1,016	$ 1,112	$ 1,208
1006	684000742	376.2	$ 865	$ 949	$ 1,048	$ 1,148	$ 1,247
1007	684000742	376.4	$ 349	$ 383	$ 423	$ 463	$ 503
1008	684000742	380.0	$ 94	$ 103	$ 113	$ 124	$ 135
1009	684000743	376.5	$ 3,694	$ 4,018	$ 4,427	$ 4,836	$ 5,245
1010	684000744	378.0	$ 7	$ 7	$ 8	$ 8	$ 9
1011	684000744	385.0	$ 15	$ 16	$ 17	$ 18	$ 19
1012	684000745	381.0	$ -	$ -	$ -	$ -	$ -
1013	684000746	380.0	$ 1,462	$ 1,597	$ 1,752	$ 1,906	$ 2,061
1014	684000746	380.1	$ 663	$ 724	$ 795	$ 865	$ 935
1015	685000747	376.1	$ 11	$ 12	$ 14	$ 15	$ 17

Sponsored by NMGC Witness Erik C. Buchanan

WP Plant 6 Accum Res Balances

NEW MEXICO GAS COMPANY, INC.

Accumulated Reserve Account
Base Period - 12 Months Ending March 31, 2023
Future Test Year - 12 Months Ending September 30, 2025

	A	B	C	D	E	F	G	H	I	J	K	L	M	N	O
1			Adjusted Base Period												
2			Balance	Balance	Balance	Balance	Balance	Balance	Balance	Balance	Balance	Balance	Balance	Balance	Balance
3	Investment Number / Beginning Balance	FERC Account	3/31/2023	4/30/2023	5/31/2023	6/30/2023	7/31/2023	8/31/2023	9/30/2023	10/31/2023	11/30/2023	12/31/2023	1/31/2024	2/29/2024	3/31/2024
1016	685000747	376.2	$ -	$ -	$ -	$ -	$ -	$ -	$ -	$ 0	$ 0	$ 0	$ 0	$ 0	$ 1
1017	685000747	376.4	$ -	$ -	$ -	$ -	$ -	$ -	$ -	$ 0	$ 0	$ 0	$ 0	$ 0	$ 0
1018	685000747	380.0	$ -	$ -	$ -	$ -	$ -	$ -	$ -	$ 0	$ 0	$ 0	$ 0	$ 0	$ 0
1019	685000748	376.5	$ -	$ -	$ -	$ -	$ 4	$ 9	$ 22	$ 52	$ 82	$ 111	$ 141	$ 171	$ 201
1020	685000749	378.0	$ -	$ -	$ -	$ -	$ 14	$ 28	$ 41	$ 54	$ 67	$ 80	$ 93	$ 106	$ 119
1021	685000749	385.0	$ -	$ -	$ -	$ -	$ 33	$ 67	$ 93	$ 121	$ 149	$ 177	$ 205	$ 233	$ 261
1022	685000750	381.0	$ -	$ -	$ -	$ -	$ -	$ -	$ -	$ -	$ -	$ -	$ -	$ -	$ -
1023	685000751	380.0	$ -	$ -	$ -	$ -	$ -	$ -	$ -	$ -	$ -	$ -	$ 5	$ 11	$ 16
1024	685000751	380.1	$ -	$ -	$ -	$ -	$ -	$ -	$ -	$ -	$ -	$ -	$ 2	$ 5	$ 7
1025	621000752	394.0	$ -	$ -	$ -	$ -	$ 238	$ 475	$ 713	$ 1,358	$ 2,002	$ 2,647	$ 3,452	$ 4,257	$ 5,063
1026	622000753	394.0	$ -	$ -	$ -	$ -	$ -	$ -	$ -	$ -	$ -	$ -	$ -	$ -	$ -
1027	622000754	390.0	$ -	$ -	$ -	$ -	$ -	$ -	$ -	$ -	$ -	$ -	$ -	$ -	$ -
1028	632000755	394.0	$ -	$ -	$ -	$ -	$ -	$ -	$ -	$ -	$ -	$ -	$ -	$ -	$ -
1029	633000756	394.0	$ -	$ -	$ -	$ -	$ -	$ -	$ -	$ -	$ -	$ -	$ -	$ -	$ -
1030	610000757	394.0	$ -	$ -	$ -	$ -	$ 2,231	$ 4,463	$ 6,695	$ 9,980	$ 13,264	$ 16,549	$ 20,126	$ 23,702	$ 27,279
1031	620000758	394.0	$ -	$ -	$ -	$ -	$ -	$ -	$ -	$ -	$ -	$ -	$ -	$ -	$ -
1032	624000759	394.0	$ -	$ -	$ -	$ -	$ -	$ -	$ -	$ -	$ -	$ -	$ -	$ -	$ -
1033	627000760	394.0	$ -	$ -	$ -	$ -	$ -	$ -	$ -	$ -	$ -	$ -	$ -	$ -	$ -
1034	629000761	394.0	$ -	$ -	$ -	$ -	$ 579	$ 1,158	$ 1,737	$ 2,504	$ 3,271	$ 4,039	$ 4,806	$ 5,573	$ 6,341
1035	626000762	390.0	$ -	$ -	$ -	$ -	$ -	$ -	$ -	$ -	$ -	$ -	$ -	$ -	$ -
1036	626000763	394.0	$ -	$ -	$ -	$ -	$ 527	$ 1,055	$ 1,583	$ 2,410	$ 3,238	$ 4,066	$ 4,894	$ 5,722	$ 6,550
1037	662000764	394.0	$ -	$ -	$ -	$ -	$ -	$ -	$ -	$ -	$ -	$ -	$ -	$ -	$ -
1038	660000765	394.0	$ -	$ -	$ -	$ -	$ 1,114	$ 2,228	$ 3,342	$ 4,523	$ 5,703	$ 6,884	$ 8,064	$ 9,245	$ 10,426
1039	667000766	394.0	$ -	$ -	$ -	$ -	$ -	$ -	$ -	$ -	$ -	$ -	$ -	$ -	$ -
1040	680000767	394.0	$ -	$ -	$ -	$ -	$ 461	$ 922	$ 1,383	$ 2,086	$ 2,790	$ 3,493	$ 4,519	$ 5,545	$ 6,571
1041	684000768	394.0	$ -	$ -	$ -	$ -	$ -	$ -	$ -	$ -	$ -	$ -	$ -	$ -	$ -
1042	T610000769	394.0	$ -	$ -	$ -	$ -	$ 163	$ 326	$ 490	$ 653	$ 816	$ 979	$ 1,143	$ 1,306	$ 1,469
1043	T610000770	368.0	$ -	$ -	$ -	$ -	$ -	$ -	$ -	$ -	$ -	$ -	$ -	$ -	$ -
1044	T610000770	369.0	$ -	$ -	$ -	$ -	$ -	$ -	$ -	$ -	$ -	$ -	$ -	$ -	$ -
1045	T610000771	367.1	$ -	$ -	$ -	$ -	$ -	$ -	$ -	$ -	$ -	$ -	$ -	$ -	$ -
1046	T610000771	368.0	$ -	$ -	$ -	$ -	$ -	$ -	$ -	$ -	$ -	$ -	$ -	$ -	$ -
1047	T610000771	369.0	$ -	$ -	$ -	$ -	$ -	$ -	$ -	$ -	$ -	$ -	$ -	$ -	$ -
1048	T610000772	368.0	$ -	$ -	$ -	$ -	$ -	$ -	$ -	$ -	$ -	$ -	$ -	$ -	$ -
1049	T610000772	369.0	$ -	$ -	$ -	$ -	$ -	$ -	$ -	$ -	$ -	$ -	$ -	$ -	$ -
1050	T610000773	368.0	$ -	$ -	$ -	$ -	$ -	$ -	$ -	$ -	$ -	$ -	$ -	$ -	$ -
1051	T610000773	369.0	$ -	$ -	$ -	$ -	$ -	$ -	$ -	$ -	$ -	$ -	$ -	$ -	$ -
1052	T610000774	368.0	$ -	$ -	$ -	$ -	$ -	$ -	$ -	$ -	$ -	$ -	$ -	$ -	$ -
1053	T610000774	369.0	$ -	$ -	$ -	$ -	$ -	$ -	$ -	$ -	$ -	$ -	$ -	$ -	$ -
1054	T660000775	369.0	$ -	$ -	$ -	$ -	$ -	$ -	$ -	$ -	$ -	$ -	$ -	$ -	$ -
1055	T660000776	367.1	$ -	$ -	$ -	$ -	$ -	$ -	$ -	$ -	$ -	$ -	$ -	$ -	$ -
1056	T660000776	368.0	$ -	$ -	$ -	$ -	$ -	$ -	$ -	$ -	$ -	$ -	$ -	$ -	$ -
1057	T660000776	369.0	$ -	$ -	$ -	$ -	$ -	$ -	$ -	$ -	$ -	$ -	$ -	$ -	$ -
1058	T680000777	367.1	$ -	$ -	$ -	$ -	$ -	$ -	$ -	$ -	$ -	$ -	$ -	$ -	$ -
1059	T680000778	368.0	$ -	$ -	$ -	$ -	$ -	$ -	$ -	$ -	$ -	$ -	$ -	$ -	$ -
1060	T680000778	369.0	$ -	$ -	$ -	$ -	$ -	$ -	$ -	$ -	$ -	$ -	$ -	$ -	$ -
1061	T680000779	368.0	$ -	$ -	$ -	$ -	$ -	$ -	$ -	$ -	$ -	$ -	$ -	$ -	$ -

Sponsored by NMGC Witness Erik C. Buchanan

WP Plant 6 Accum Res Balances

NEW MEXICO GAS COMPANY, INC.

Accumulated Reserve Account
Base Period - 12 Months Ending March 31, 2023
Future Test Year - 12 Months Ending September 30, 2025

	A	B	P	Q	R	S	T	U	V	W	X	Y	Z	AA	AB
1															
2			Balance	Balance	Balance	Balance	Balance	Balance	Balance	Balance	Balance	Balance	Balance	Balance	Balance
3	Investment Number / Beginning Balance	FERC Account	4/30/2024	5/31/2024	6/30/2024	7/31/2024	8/31/2024	9/30/2024	10/31/2024	11/30/2024	12/31/2024	1/31/2025	2/28/2025	3/31/2025	4/30/2025
1016	685000747	376.2	$ 1	$ 1	$ 1	$ 2	$ 2	$ 3	$ 4	$ 5	$ 5	$ 7	$ 8	$ 9	$ 10
1017	685000747	376.4	$ 0	$ 0	$ 1	$ 1	$ 1	$ 1	$ 2	$ 2	$ 2	$ 3	$ 3	$ 4	$ 4
1018	685000747	380.0	$ 0	$ 0	$ 0	$ 0	$ 0	$ 0	$ 0	$ 0	$ 1	$ 1	$ 1	$ 1	$ 1
1019	685000748	376.5	$ 233	$ 264	$ 296	$ 341	$ 386	$ 430	$ 475	$ 520	$ 565	$ 731	$ 898	$ 1,064	$ 1,233
1020	685000749	378.0	$ 132	$ 145	$ 158	$ 175	$ 191	$ 208	$ 225	$ 242	$ 258	$ 275	$ 292	$ 309	$ 326
1021	685000749	385.0	$ 289	$ 317	$ 345	$ 381	$ 417	$ 453	$ 490	$ 526	$ 562	$ 598	$ 634	$ 670	$ 707
1022	685000750	381.0	$ -	$ -	$ -	$ -	$ -	$ -	$ -	$ -	$ -	$ -	$ -	$ -	$ -
1023	685000751	380.0	$ 22	$ 28	$ 33	$ 40	$ 46	$ 52	$ 58	$ 64	$ 71	$ 78	$ 84	$ 91	$ 98
1024	685000751	380.1	$ 10	$ 13	$ 15	$ 18	$ 21	$ 23	$ 26	$ 29	$ 32	$ 35	$ 38	$ 41	$ 45
1025	621000752	394.0	$ 5,868	$ 6,673	$ 7,478	$ 8,585	$ 9,692	$ 10,799	$ 12,208	$ 13,616	$ 15,025	$ 16,635	$ 18,245	$ 19,855	$ 21,465
1026	622000753	394.0	$ -	$ -	$ -	$ -	$ -	$ -	$ -	$ -	$ -	$ -	$ -	$ -	$ -
1027	622000754	390.0	$ -	$ -	$ -	$ -	$ -	$ -	$ -	$ -	$ -	$ -	$ -	$ -	$ -
1028	632000755	394.0	$ -	$ -	$ -	$ -	$ -	$ -	$ -	$ -	$ -	$ -	$ -	$ -	$ -
1029	633000756	394.0	$ -	$ -	$ -	$ -	$ -	$ -	$ -	$ -	$ -	$ -	$ -	$ -	$ -
1030	610000757	394.0	$ 31,116	$ 34,953	$ 38,790	$ 43,594	$ 48,399	$ 53,203	$ 58,974	$ 64,746	$ 70,517	$ 77,578	$ 84,639	$ 91,700	$ 99,056
1031	620000758	394.0	$ -	$ -	$ -	$ -	$ -	$ -	$ -	$ -	$ -	$ -	$ -	$ -	$ -
1032	624000759	394.0	$ -	$ -	$ -	$ -	$ -	$ -	$ -	$ -	$ -	$ -	$ -	$ -	$ -
1033	627000760	394.0	$ -	$ -	$ -	$ -	$ -	$ -	$ -	$ -	$ -	$ -	$ -	$ -	$ -
1034	629000761	394.0	$ 7,108	$ 7,875	$ 8,642	$ 10,235	$ 11,827	$ 13,420	$ 15,012	$ 16,605	$ 18,197	$ 19,789	$ 21,382	$ 22,974	$ 24,709
1035	626000762	390.0	$ -	$ -	$ -	$ -	$ -	$ -	$ -	$ -	$ -	$ -	$ -	$ -	$ -
1036	626000763	394.0	$ 7,378	$ 8,206	$ 9,034	$ 10,985	$ 12,936	$ 14,887	$ 16,839	$ 18,790	$ 20,741	$ 22,692	$ 24,643	$ 26,595	$ 28,739
1037	662000764	394.0	$ -	$ -	$ -	$ 11	$ 21	$ 32	$ 87	$ 143	$ 198	$ 313	$ 429	$ 544	$ 659
1038	660000765	394.0	$ 11,749	$ 13,072	$ 14,395	$ 15,932	$ 17,470	$ 19,007	$ 20,758	$ 22,509	$ 24,260	$ 26,296	$ 28,333	$ 30,369	$ 32,553
1039	667000766	394.0	$ 30	$ 60	$ 90	$ 164	$ 239	$ 314	$ 434	$ 553	$ 673	$ 852	$ 1,032	$ 1,211	$ 1,391
1040	680000767	394.0	$ 7,597	$ 8,623	$ 9,650	$ 10,976	$ 12,303	$ 13,629	$ 15,251	$ 16,872	$ 18,493	$ 20,409	$ 22,325	$ 24,241	$ 26,310
1041	684000768	394.0	$ -	$ -	$ -	$ -	$ -	$ -	$ -	$ -	$ -	$ -	$ -	$ -	$ -
1042	T610000769	394.0	$ 1,835	$ 2,201	$ 2,567	$ 2,933	$ 3,299	$ 3,665	$ 4,350	$ 5,035	$ 5,719	$ 6,404	$ 7,089	$ 7,774	$ 8,625
1043	T610000770	368.0	$ -	$ -	$ -	$ -	$ -	$ -	$ -	$ -	$ -	$ -	$ -	$ -	$ -
1044	T610000770	369.0	$ -	$ -	$ -	$ -	$ -	$ -	$ -	$ -	$ -	$ -	$ -	$ -	$ -
1045	T610000771	367.1	$ -	$ -	$ -	$ -	$ -	$ -	$ -	$ -	$ -	$ -	$ -	$ -	$ -
1046	T610000771	368.0	$ -	$ -	$ -	$ -	$ -	$ -	$ -	$ -	$ -	$ -	$ -	$ -	$ -
1047	T610000771	369.0	$ -	$ -	$ -	$ -	$ -	$ -	$ -	$ -	$ -	$ -	$ -	$ -	$ -
1048	T610000772	368.0	$ -	$ -	$ -	$ -	$ -	$ -	$ -	$ -	$ -	$ -	$ -	$ -	$ -
1049	T610000772	369.0	$ -	$ -	$ -	$ -	$ -	$ -	$ -	$ -	$ -	$ -	$ -	$ -	$ -
1050	T610000773	368.0	$ -	$ -	$ -	$ -	$ -	$ -	$ -	$ -	$ -	$ -	$ -	$ -	$ -
1051	T610000773	369.0	$ -	$ -	$ -	$ -	$ -	$ -	$ -	$ -	$ -	$ -	$ -	$ -	$ -
1052	T610000774	368.0	$ -	$ -	$ -	$ -	$ -	$ -	$ -	$ -	$ -	$ -	$ -	$ -	$ -
1053	T610000774	369.0	$ -	$ -	$ -	$ -	$ -	$ -	$ -	$ -	$ -	$ -	$ -	$ -	$ -
1054	T660000775	369.0	$ -	$ -	$ -	$ -	$ -	$ -	$ -	$ -	$ -	$ -	$ -	$ -	$ -
1055	T660000776	367.1	$ -	$ -	$ -	$ -	$ -	$ -	$ -	$ -	$ -	$ -	$ -	$ -	$ -
1056	T660000776	368.0	$ -	$ -	$ -	$ -	$ -	$ -	$ -	$ -	$ -	$ -	$ -	$ -	$ -
1057	T660000776	369.0	$ -	$ -	$ -	$ -	$ -	$ -	$ -	$ -	$ -	$ -	$ -	$ -	$ -
1058	T680000777	367.1	$ -	$ -	$ -	$ -	$ -	$ -	$ -	$ -	$ -	$ -	$ -	$ -	$ -
1059	T680000778	368.0	$ -	$ -	$ -	$ -	$ -	$ -	$ -	$ -	$ -	$ -	$ -	$ -	$ -
1060	T680000778	369.0	$ -	$ -	$ -	$ -	$ -	$ -	$ -	$ -	$ -	$ -	$ -	$ -	$ -
1061	T680000779	368.0	$ -	$ -	$ -	$ -	$ -	$ -	$ -	$ -	$ -	$ -	$ -	$ -	$ -

Sponsored by NMGC Witness Erik C. Buchanan

WP Plant 6 Accum Res Balances

NEW MEXICO GAS COMPANY, INC.

Accumulated Reserve Account
Base Period - 12 Months Ending March 31, 2023
Future Test Year - 12 Months Ending September 30, 2025

	A	B	AC	AD	AE	AF	AG
1							
2			Balance	Balance	Balance	Balance	Balance
3	Investment Number / Beginning Balance	FERC Account	**5/31/2025**	**6/30/2025**	**7/31/2025**	**8/31/2025**	**9/30/2025**
1016	685000747	376.2	$ 11	$ 13	$ 14	$ 16	$ 17
1017	685000747	376.4	$ 5	$ 5	$ 6	$ 6	$ 7
1018	685000747	380.0	$ 1	$ 1	$ 2	$ 2	$ 2
1019	685000748	376.5	$ 1,401	$ 1,569	$ 1,750	$ 1,932	$ 2,113
1020	685000749	378.0	$ 342	$ 359	$ 380	$ 400	$ 421
1021	685000749	385.0	$ 743	$ 779	$ 823	$ 867	$ 912
1022	685000750	381.0	$ -	$ -	$ -	$ -	$ -
1023	685000751	380.0	$ 105	$ 112	$ 120	$ 127	$ 134
1024	685000751	380.1	$ 48	$ 51	$ 54	$ 58	$ 61
1025	621000752	394.0	$ 23,075	$ 24,685	$ 26,600	$ 28,516	$ 30,432
1026	622000753	394.0	$ -	$ -	$ -	$ -	$ -
1027	622000754	390.0	$ -	$ -	$ -	$ -	$ -
1028	632000755	394.0	$ -	$ -	$ -	$ -	$ -
1029	633000756	394.0	$ -	$ -	$ -	$ -	$ -
1030	610000757	394.0	$ 106,412	$ 113,768	$ 122,115	$ 130,461	$ 138,807
1031	620000758	394.0	$ -	$ -	$ -	$ -	$ -
1032	624000759	394.0	$ -	$ -	$ -	$ -	$ -
1033	627000760	394.0	$ -	$ -	$ -	$ -	$ -
1034	629000761	394.0	$ 26,443	$ 28,177	$ 30,124	$ 32,072	$ 34,019
1035	626000762	390.0	$ -	$ -	$ -	$ -	$ -
1036	626000763	394.0	$ 30,883	$ 33,028	$ 35,462	$ 37,896	$ 40,330
1037	662000764	394.0	$ 774	$ 890	$ 1,005	$ 1,120	$ 1,235
1038	660000765	394.0	$ 34,736	$ 36,920	$ 39,324	$ 41,728	$ 44,133
1039	667000766	394.0	$ 1,570	$ 1,750	$ 1,929	$ 2,108	$ 2,288
1040	680000767	394.0	$ 28,378	$ 30,447	$ 32,746	$ 35,044	$ 37,342
1041	684000768	394.0	$ -	$ -	$ -	$ -	$ -
1042	T610000769	394.0	$ 9,476	$ 10,327	$ 11,178	$ 12,029	$ 12,879
1043	T610000770	368.0	$ -	$ -	$ -	$ -	$ -
1044	T610000770	369.0	$ -	$ -	$ -	$ -	$ -
1045	T610000771	367.1	$ -	$ -	$ -	$ -	$ -
1046	T610000771	368.0	$ -	$ -	$ -	$ -	$ -
1047	T610000771	369.0	$ -	$ -	$ -	$ -	$ -
1048	T610000772	368.0	$ -	$ -	$ -	$ -	$ -
1049	T610000772	369.0	$ -	$ -	$ -	$ -	$ -
1050	T610000773	368.0	$ -	$ -	$ -	$ -	$ -
1051	T610000773	369.0	$ -	$ -	$ -	$ -	$ -
1052	T610000774	368.0	$ -	$ -	$ -	$ -	$ -
1053	T610000774	369.0	$ -	$ -	$ -	$ -	$ -
1054	T660000775	369.0	$ -	$ -	$ -	$ -	$ -
1055	T660000776	367.1	$ -	$ -	$ -	$ -	$ -
1056	T660000776	368.0	$ -	$ -	$ -	$ -	$ -
1057	T660000776	369.0	$ -	$ -	$ -	$ -	$ -
1058	T680000777	367.1	$ -	$ -	$ -	$ -	$ -
1059	T680000778	368.0	$ -	$ -	$ -	$ -	$ -
1060	T680000778	369.0	$ -	$ -	$ -	$ -	$ -
1061	T680000779	368.0	$ -	$ -	$ -	$ -	$ -

Sponsored by NMGC Witness Erik C. Buchanan

WP Plant 6 Accum Res Balances

NEW MEXICO GAS COMPANY, INC.

Accumulated Reserve Account
Base Period - 12 Months Ending March 31, 2023
Future Test Year - 12 Months Ending September 30, 2025

	A	B	C	D	E	F	G	H	I	J	K	L	M	N	O
1			Adjusted Base Period												
2			Balance	Balance	Balance	Balance	Balance	Balance	Balance	Balance	Balance	Balance	Balance	Balance	Balance
3	Investment Number / Beginning Balance	FERC Account	**3/31/2023**	**4/30/2023**	**5/31/2023**	**6/30/2023**	**7/31/2023**	**8/31/2023**	**9/30/2023**	**10/31/2023**	**11/30/2023**	**12/31/2023**	**1/31/2024**	**2/29/2024**	**3/31/2024**
1062	T680000779	369.0	$ -	$ -	$ -	$ -	$ -	$ -	$ -	$ -	$ -	$ -	$ -	$ -	$ -
1063	T680000780	367.1	$ -	$ -	$ -	$ -	$ -	$ -	$ -	$ -	$ -	$ -	$ -	$ -	$ -
1064	T680000780	368.0	$ -	$ -	$ -	$ -	$ -	$ -	$ -	$ -	$ -	$ -	$ -	$ -	$ -
1065	T680000780	369.0	$ -	$ -	$ -	$ -	$ -	$ -	$ -	$ -	$ -	$ -	$ -	$ -	$ -
1066	T680000781	367.1	$ -	$ -	$ -	$ -	$ -	$ -	$ -	$ -	$ -	$ -	$ -	$ -	$ -
1067	T680000781	368.0	$ -	$ -	$ -	$ -	$ -	$ -	$ -	$ -	$ -	$ -	$ -	$ -	$ -
1068	T680000781	369.0	$ -	$ -	$ -	$ -	$ -	$ -	$ -	$ -	$ -	$ -	$ -	$ -	$ -
1069	T621000782	368.0	$ -	$ -	$ -	$ -	$ -	$ -	$ -	$ -	$ -	$ -	$ -	$ -	$ -
1070	T621000782	369.0	$ -	$ -	$ -	$ -	$ -	$ -	$ -	$ -	$ -	$ -	$ -	$ -	$ -
1071	T621000783	367.1	$ -	$ -	$ -	$ -	$ -	$ -	$ -	$ -	$ -	$ -	$ -	$ -	$ -
1072	T621000783	368.0	$ -	$ -	$ -	$ -	$ -	$ -	$ -	$ -	$ -	$ -	$ -	$ -	$ -
1073	T621000783	369.0	$ -	$ -	$ -	$ -	$ -	$ -	$ -	$ -	$ -	$ -	$ -	$ -	$ -
1074	T626000784	368.0	$ -	$ -	$ -	$ -	$ -	$ -	$ -	$ -	$ -	$ -	$ -	$ -	$ -
1075	T626000784	369.0	$ -	$ -	$ -	$ -	$ -	$ -	$ -	$ -	$ -	$ -	$ -	$ -	$ -
1076	T626000785	368.0	$ -	$ -	$ -	$ -	$ -	$ -	$ -	$ -	$ -	$ -	$ -	$ -	$ -
1077	T626000785	369.0	$ -	$ -	$ -	$ -	$ -	$ -	$ -	$ -	$ -	$ -	$ -	$ -	$ -
1078	T680000786	367.1	$ -	$ -	$ -	$ -	$ -	$ -	$ -	$ -	$ -	$ -	$ -	$ -	$ -
1079	T680000786	368.0	$ -	$ -	$ -	$ -	$ -	$ -	$ -	$ -	$ -	$ -	$ -	$ -	$ -
1080	T680000786	369.0	$ -	$ -	$ -	$ -	$ -	$ -	$ -	$ -	$ -	$ -	$ -	$ -	$ -
1081	T680000787	367.1	$ -	$ -	$ -	$ -	$ -	$ -	$ -	$ -	$ -	$ -	$ -	$ -	$ -
1082	T680000787	368.0	$ -	$ -	$ -	$ -	$ -	$ -	$ -	$ -	$ -	$ -	$ -	$ -	$ -
1083	T680000787	369.0	$ -	$ -	$ -	$ -	$ -	$ -	$ -	$ -	$ -	$ -	$ -	$ -	$ -
1084	T624000788	368.0	$ -	$ -	$ -	$ -	$ -	$ -	$ -	$ -	$ -	$ -	$ -	$ -	$ -
1085	T624000788	369.0	$ -	$ -	$ -	$ -	$ -	$ -	$ -	$ -	$ -	$ -	$ -	$ -	$ -
1086	T624000789	367.3	$ -	$ -	$ -	$ -	$ -	$ -	$ -	$ -	$ -	$ -	$ -	$ -	$ -
1087	T624000790	368.0	$ -	$ -	$ -	$ -	$ -	$ -	$ -	$ -	$ -	$ -	$ -	$ -	$ -
1088	T624000790	369.0	$ -	$ -	$ -	$ -	$ -	$ -	$ -	$ -	$ -	$ -	$ -	$ -	$ -
1089	T624000791	367.1	$ -	$ -	$ -	$ -	$ -	$ -	$ -	$ -	$ -	$ -	$ -	$ -	$ -
1090	T680000792	367.1	$ -	$ -	$ -	$ -	$ -	$ -	$ -	$ -	$ -	$ -	$ -	$ -	$ -
1091	T680000792	368.0	$ -	$ -	$ -	$ -	$ -	$ -	$ -	$ -	$ -	$ -	$ -	$ -	$ -
1092	T680000792	369.0	$ -	$ -	$ -	$ -	$ -	$ -	$ -	$ -	$ -	$ -	$ -	$ -	$ -
1093	T610000793	367.1	$ -	$ -	$ -	$ -	$ -	$ -	$ -	$ -	$ -	$ -	$ -	$ -	$ -
1094	T610000794	368.0	$ -	$ -	$ -	$ -	$ -	$ -	$ -	$ -	$ -	$ -	$ -	$ -	$ -
1095	T610000794	369.0	$ -	$ -	$ -	$ -	$ -	$ -	$ -	$ -	$ -	$ -	$ -	$ -	$ -
1096	T610000795	367.1	$ -	$ -	$ -	$ -	$ -	$ -	$ -	$ -	$ -	$ -	$ -	$ -	$ -
1097	T610000795	368.0	$ -	$ -	$ -	$ -	$ -	$ -	$ -	$ -	$ -	$ -	$ -	$ -	$ -
1098	T610000795	369.0	$ -	$ -	$ -	$ -	$ -	$ -	$ -	$ -	$ -	$ -	$ -	$ -	$ -
1099	T660000796	367.1	$ -	$ -	$ -	$ -	$ -	$ -	$ -	$ -	$ -	$ -	$ -	$ -	$ -
1100	T660000796	368.0	$ -	$ -	$ -	$ -	$ -	$ -	$ -	$ -	$ -	$ -	$ -	$ -	$ -
1101	T660000796	369.0	$ -	$ -	$ -	$ -	$ -	$ -	$ -	$ -	$ -	$ -	$ -	$ -	$ -
1102	T680000797	367.1	$ -	$ -	$ -	$ -	$ -	$ -	$ -	$ -	$ -	$ -	$ -	$ -	$ -
1103	T680000797	368.0	$ -	$ -	$ -	$ -	$ -	$ -	$ -	$ -	$ -	$ -	$ -	$ -	$ -
1104	T680000797	369.0	$ -	$ -	$ -	$ -	$ -	$ -	$ -	$ -	$ -	$ -	$ -	$ -	$ -
1105	T680000798	367.1	$ -	$ -	$ -	$ -	$ -	$ -	$ -	$ -	$ -	$ -	$ -	$ -	$ -
1106	T680000798	368.0	$ -	$ -	$ -	$ -	$ -	$ -	$ -	$ -	$ -	$ -	$ -	$ -	$ -
1107	T680000798	369.0	$ -	$ -	$ -	$ -	$ -	$ -	$ -	$ -	$ -	$ -	$ -	$ -	$ -

Sponsored by NMGC Witness Erik C. Buchanan

WP Plant 6 Accum Res Balances

NEW MEXICO GAS COMPANY, INC.

Accumulated Reserve Account
Base Period - 12 Months Ending March 31, 2023
Future Test Year - 12 Months Ending September 30, 2025

	A	B	P	Q	R	S	T	U	V	W	X	Y	Z	AA	AB
1															
2			Balance	Balance	Balance	Balance	Balance	Balance	Balance	Balance	Balance	Balance	Balance	Balance	Balance
3	Investment Number / Beginning Balance	FERC Account	4/30/2024	5/31/2024	6/30/2024	7/31/2024	8/31/2024	9/30/2024	10/31/2024	11/30/2024	12/31/2024	1/31/2025	2/28/2025	3/31/2025	4/30/2025
1062	T680000779	369.0	$ -	$ -	$ -	$ -	$ -	$ -	$ -	$ -	$ -	$ -	$ -	$ -	$ -
1063	T680000780	367.1	$ -	$ -	$ -	$ -	$ -	$ -	$ -	$ -	$ -	$ -	$ -	$ -	$ -
1064	T680000780	368.0	$ -	$ -	$ -	$ -	$ -	$ -	$ -	$ -	$ -	$ -	$ -	$ -	$ -
1065	T680000780	369.0	$ -	$ -	$ -	$ -	$ -	$ -	$ -	$ -	$ -	$ -	$ -	$ -	$ -
1066	T680000781	367.1	$ -	$ -	$ -	$ -	$ -	$ -	$ -	$ -	$ -	$ -	$ -	$ -	$ -
1067	T680000781	368.0	$ -	$ -	$ -	$ -	$ -	$ -	$ -	$ -	$ -	$ -	$ -	$ -	$ -
1068	T680000781	369.0	$ -	$ -	$ -	$ -	$ -	$ -	$ -	$ -	$ -	$ -	$ -	$ -	$ -
1069	T621000782	368.0	$ -	$ -	$ -	$ -	$ -	$ -	$ -	$ -	$ -	$ -	$ -	$ -	$ -
1070	T621000782	369.0	$ -	$ -	$ -	$ -	$ -	$ -	$ -	$ -	$ -	$ -	$ -	$ -	$ -
1071	T621000783	367.1	$ -	$ -	$ -	$ -	$ -	$ -	$ -	$ -	$ -	$ -	$ -	$ -	$ -
1072	T621000783	368.0	$ -	$ -	$ -	$ -	$ -	$ -	$ -	$ -	$ -	$ -	$ -	$ -	$ -
1073	T621000783	369.0	$ -	$ -	$ -	$ -	$ -	$ -	$ -	$ -	$ -	$ -	$ -	$ -	$ -
1074	T626000784	368.0	$ -	$ -	$ -	$ -	$ -	$ -	$ -	$ -	$ -	$ -	$ -	$ -	$ -
1075	T626000784	369.0	$ -	$ -	$ -	$ -	$ -	$ -	$ -	$ -	$ -	$ -	$ -	$ -	$ -
1076	T626000785	368.0	$ -	$ -	$ -	$ -	$ -	$ -	$ -	$ -	$ -	$ -	$ -	$ -	$ -
1077	T626000785	369.0	$ -	$ -	$ -	$ -	$ -	$ -	$ -	$ -	$ -	$ -	$ -	$ -	$ -
1078	T680000786	367.1	$ -	$ -	$ -	$ -	$ -	$ -	$ -	$ -	$ -	$ -	$ -	$ -	$ -
1079	T680000786	368.0	$ -	$ -	$ -	$ -	$ -	$ -	$ -	$ -	$ -	$ -	$ -	$ -	$ -
1080	T680000786	369.0	$ -	$ -	$ -	$ -	$ -	$ -	$ -	$ -	$ -	$ -	$ -	$ -	$ -
1081	T680000787	367.1	$ -	$ -	$ -	$ -	$ -	$ -	$ -	$ -	$ -	$ -	$ -	$ -	$ -
1082	T680000787	368.0	$ -	$ -	$ -	$ -	$ -	$ -	$ -	$ -	$ -	$ -	$ -	$ -	$ -
1083	T680000787	369.0	$ -	$ -	$ -	$ -	$ -	$ -	$ -	$ -	$ -	$ -	$ -	$ -	$ -
1084	T624000788	368.0	$ -	$ -	$ -	$ -	$ -	$ -	$ -	$ -	$ -	$ -	$ -	$ -	$ -
1085	T624000788	369.0	$ -	$ -	$ -	$ -	$ -	$ -	$ -	$ -	$ -	$ -	$ -	$ -	$ -
1086	T624000789	367.3	$ -	$ -	$ -	$ -	$ -	$ -	$ -	$ -	$ -	$ -	$ -	$ -	$ -
1087	T624000790	368.0	$ -	$ -	$ -	$ -	$ -	$ -	$ -	$ -	$ -	$ -	$ -	$ -	$ -
1088	T624000790	369.0	$ -	$ -	$ -	$ -	$ -	$ -	$ -	$ -	$ -	$ -	$ -	$ -	$ -
1089	T624000791	367.1	$ -	$ -	$ -	$ -	$ -	$ -	$ -	$ -	$ -	$ -	$ -	$ -	$ -
1090	T680000792	367.1	$ -	$ -	$ -	$ -	$ -	$ -	$ -	$ -	$ -	$ -	$ -	$ -	$ -
1091	T680000792	368.0	$ -	$ -	$ -	$ -	$ -	$ -	$ -	$ -	$ -	$ -	$ -	$ -	$ -
1092	T680000792	369.0	$ -	$ -	$ -	$ -	$ -	$ -	$ -	$ -	$ -	$ -	$ -	$ -	$ -
1093	T610000793	367.1	$ -	$ -	$ -	$ -	$ -	$ -	$ -	$ -	$ -	$ -	$ -	$ -	$ -
1094	T610000794	368.0	$ -	$ -	$ -	$ -	$ -	$ -	$ -	$ -	$ -	$ -	$ -	$ -	$ -
1095	T610000794	369.0	$ -	$ -	$ -	$ -	$ -	$ -	$ -	$ -	$ -	$ -	$ -	$ -	$ -
1096	T610000795	367.1	$ -	$ -	$ -	$ -	$ -	$ -	$ -	$ -	$ -	$ -	$ -	$ -	$ -
1097	T610000795	368.0	$ -	$ -	$ -	$ -	$ -	$ -	$ -	$ -	$ -	$ -	$ -	$ -	$ -
1098	T610000795	369.0	$ -	$ -	$ -	$ -	$ -	$ -	$ -	$ -	$ -	$ -	$ -	$ -	$ -
1099	T660000796	367.1	$ -	$ -	$ -	$ -	$ -	$ -	$ -	$ -	$ -	$ -	$ -	$ -	$ -
1100	T660000796	368.0	$ -	$ -	$ -	$ -	$ -	$ -	$ -	$ -	$ -	$ -	$ -	$ -	$ -
1101	T660000796	369.0	$ -	$ -	$ -	$ -	$ -	$ -	$ -	$ -	$ -	$ -	$ -	$ -	$ -
1102	T680000797	367.1	$ -	$ -	$ -	$ -	$ -	$ -	$ -	$ -	$ -	$ -	$ -	$ -	$ -
1103	T680000797	368.0	$ -	$ -	$ -	$ -	$ -	$ -	$ -	$ -	$ -	$ -	$ -	$ -	$ -
1104	T680000797	369.0	$ -	$ -	$ -	$ -	$ -	$ -	$ -	$ -	$ -	$ -	$ -	$ -	$ -
1105	T680000798	367.1	$ -	$ -	$ -	$ -	$ -	$ -	$ -	$ -	$ -	$ -	$ -	$ -	$ -
1106	T680000798	368.0	$ -	$ -	$ -	$ -	$ -	$ -	$ -	$ -	$ -	$ -	$ -	$ -	$ -
1107	T680000798	369.0	$ -	$ -	$ -	$ -	$ -	$ -	$ -	$ -	$ -	$ -	$ -	$ -	$ -

Sponsored by NMGC Witness Erik C. Buchanan

WP Plant 6 Accum Res Balances

NEW MEXICO GAS COMPANY, INC.

Accumulated Reserve Account
Base Period - 12 Months Ending March 31, 2023
Future Test Year - 12 Months Ending September 30, 2025

	A	B	AC	AD	AE	AF	AG
1							
2			Balance	Balance	Balance	Balance	Balance
3	Investment Number / Beginning Balance	FERC Account	**5/31/2025**	**6/30/2025**	**7/31/2025**	**8/31/2025**	**9/30/2025**
1062	T680000779	369.0	$ -	$ -	$ -	$ -	$ -
1063	T680000780	367.1	$ -	$ -	$ -	$ -	$ -
1064	T680000780	368.0	$ -	$ -	$ -	$ -	$ -
1065	T680000780	369.0	$ -	$ -	$ -	$ -	$ -
1066	T680000781	367.1	$ -	$ -	$ -	$ -	$ -
1067	T680000781	368.0	$ -	$ -	$ -	$ -	$ -
1068	T680000781	369.0	$ -	$ -	$ -	$ -	$ -
1069	T621000782	368.0	$ -	$ -	$ -	$ -	$ -
1070	T621000782	369.0	$ -	$ -	$ -	$ -	$ -
1071	T621000783	367.1	$ -	$ -	$ -	$ -	$ -
1072	T621000783	368.0	$ -	$ -	$ -	$ -	$ -
1073	T621000783	369.0	$ -	$ -	$ -	$ -	$ -
1074	T626000784	368.0	$ -	$ -	$ -	$ -	$ -
1075	T626000784	369.0	$ -	$ -	$ -	$ -	$ -
1076	T626000785	368.0	$ -	$ -	$ -	$ -	$ -
1077	T626000785	369.0	$ -	$ -	$ -	$ -	$ -
1078	T680000786	367.1	$ -	$ -	$ -	$ -	$ -
1079	T680000786	368.0	$ -	$ -	$ -	$ -	$ -
1080	T680000786	369.0	$ -	$ -	$ -	$ -	$ -
1081	T680000787	367.1	$ -	$ -	$ -	$ -	$ -
1082	T680000787	368.0	$ -	$ -	$ -	$ -	$ -
1083	T680000787	369.0	$ -	$ -	$ -	$ -	$ -
1084	T624000788	368.0	$ -	$ -	$ -	$ -	$ -
1085	T624000788	369.0	$ -	$ -	$ -	$ -	$ -
1086	T624000789	367.3	$ -	$ -	$ -	$ -	$ -
1087	T624000790	368.0	$ -	$ -	$ -	$ -	$ -
1088	T624000790	369.0	$ -	$ -	$ -	$ -	$ -
1089	T624000791	367.1	$ -	$ -	$ -	$ -	$ -
1090	T680000792	367.1	$ -	$ -	$ -	$ -	$ -
1091	T680000792	368.0	$ -	$ -	$ -	$ -	$ -
1092	T680000792	369.0	$ -	$ -	$ -	$ -	$ -
1093	T610000793	367.1	$ -	$ -	$ -	$ -	$ -
1094	T610000794	368.0	$ -	$ -	$ -	$ -	$ -
1095	T610000794	369.0	$ -	$ -	$ -	$ -	$ -
1096	T610000795	367.1	$ -	$ -	$ -	$ -	$ -
1097	T610000795	368.0	$ -	$ -	$ -	$ -	$ -
1098	T610000795	369.0	$ -	$ -	$ -	$ -	$ -
1099	T660000796	367.1	$ -	$ -	$ -	$ -	$ -
1100	T660000796	368.0	$ -	$ -	$ -	$ -	$ -
1101	T660000796	369.0	$ -	$ -	$ -	$ -	$ -
1102	T680000797	367.1	$ -	$ -	$ -	$ -	$ -
1103	T680000797	368.0	$ -	$ -	$ -	$ -	$ -
1104	T680000797	369.0	$ -	$ -	$ -	$ -	$ -
1105	T680000798	367.1	$ -	$ -	$ -	$ -	$ -
1106	T680000798	368.0	$ -	$ -	$ -	$ -	$ -
1107	T680000798	369.0	$ -	$ -	$ -	$ -	$ -

Sponsored by NMGC Witness Erik C. Buchanan

NEW MEXICO GAS COMPANY, INC.

Accumulated Reserve Account
Base Period - 12 Months Ending March 31, 2023
Future Test Year - 12 Months Ending September 30, 2025

	A	B	C	D	E	F	G	H	I	J	K	L	M	N	O
1			Adjusted Base Period												
2			Balance	Balance	Balance	Balance	Balance	Balance	Balance	Balance	Balance	Balance	Balance	Balance	Balance
3	Investment Number / Beginning Balance	FERC Account	**3/31/2023**	**4/30/2023**	**5/31/2023**	**6/30/2023**	**7/31/2023**	**8/31/2023**	**9/30/2023**	**10/31/2023**	**11/30/2023**	**12/31/2023**	**1/31/2024**	**2/29/2024**	**3/31/2024**
1108	T680000799		$ -	$ -	$ -	$ -	$ -	$ -	$ -	$ -	$ -	$ -	$ -	$ -	$ -
1109	T680000800	367.1	$ -	$ -	$ -	$ -	$ -	$ -	$ -	$ -	$ -	$ -	$ -	$ -	$ -
1110	T680000800	368.0	$ -	$ -	$ -	$ -	$ -	$ -	$ -	$ -	$ -	$ -	$ -	$ -	$ -
1111	T680000800	369.0	$ -	$ -	$ -	$ -	$ -	$ -	$ -	$ -	$ -	$ -	$ -	$ -	$ -
1112	T621000801	367.1	$ -	$ -	$ -	$ -	$ -	$ -	$ -	$ -	$ -	$ -	$ -	$ -	$ -
1113	T621000801	368.0	$ -	$ -	$ -	$ -	$ -	$ -	$ -	$ -	$ -	$ -	$ -	$ -	$ -
1114	T621000801	369.0	$ -	$ -	$ -	$ -	$ -	$ -	$ -	$ -	$ -	$ -	$ -	$ -	$ -
1115	T621000802	367.1	$ -	$ -	$ -	$ -	$ -	$ -	$ -	$ -	$ -	$ -	$ -	$ -	$ -
1116	T621000802	368.0	$ -	$ -	$ -	$ -	$ -	$ -	$ -	$ -	$ -	$ -	$ -	$ -	$ -
1117	T621000802	369.0	$ -	$ -	$ -	$ -	$ -	$ -	$ -	$ -	$ -	$ -	$ -	$ -	$ -
1118	T621000803	367.1	$ -	$ -	$ -	$ -	$ -	$ -	$ -	$ -	$ -	$ -	$ -	$ -	$ -
1119	T621000803	368.0	$ -	$ -	$ -	$ -	$ -	$ -	$ -	$ -	$ -	$ -	$ -	$ -	$ -
1120	T621000803	369.0	$ -	$ -	$ -	$ -	$ -	$ -	$ -	$ -	$ -	$ -	$ -	$ -	$ -
1121	T621000804	367.1	$ -	$ -	$ -	$ -	$ -	$ -	$ -	$ -	$ -	$ -	$ -	$ -	$ -
1122	T621000804	368.0	$ -	$ -	$ -	$ -	$ -	$ -	$ -	$ -	$ -	$ -	$ -	$ -	$ -
1123	T621000804	369.0	$ -	$ -	$ -	$ -	$ -	$ -	$ -	$ -	$ -	$ -	$ -	$ -	$ -
1124	610000805	380.0	$ -	$ -	$ -	$ -	$ -	$ -	$ -	$ -	$ -	$ -	$ -	$ -	$ -
1125	610000805	380.1	$ -	$ -	$ -	$ -	$ -	$ -	$ -	$ -	$ -	$ -	$ -	$ -	$ -
1126	T626000806	367.1	$ -	$ -	$ -	$ -	$ -	$ -	$ -	$ -	$ -	$ -	$ -	$ -	$ -
1127	T626000806	368.0	$ -	$ -	$ -	$ -	$ -	$ -	$ -	$ -	$ -	$ -	$ -	$ -	$ -
1128	T626000806	369.0	$ -	$ -	$ -	$ -	$ -	$ -	$ -	$ -	$ -	$ -	$ -	$ -	$ -
1129	T626000807	367.1	$ -	$ -	$ -	$ -	$ -	$ -	$ -	$ -	$ -	$ -	$ -	$ -	$ -
1130	T626000807	368.0	$ -	$ -	$ -	$ -	$ -	$ -	$ -	$ -	$ -	$ -	$ -	$ -	$ -
1131	T626000807	369.0	$ -	$ -	$ -	$ -	$ -	$ -	$ -	$ -	$ -	$ -	$ -	$ -	$ -
1132	T626000808	367.1	$ -	$ -	$ -	$ -	$ -	$ -	$ -	$ -	$ -	$ -	$ -	$ -	$ -
1133	T626000808	368.0	$ -	$ -	$ -	$ -	$ -	$ -	$ -	$ -	$ -	$ -	$ -	$ -	$ -
1134	T626000808	369.0	$ -	$ -	$ -	$ -	$ -	$ -	$ -	$ -	$ -	$ -	$ -	$ -	$ -
1135	601000809	376.1	$ -	$ -	$ -	$ -	$ -	$ -	$ -	$ -	$ -	$ -	$ -	$ -	$ -
1136	601000809	376.2	$ -	$ -	$ -	$ -	$ -	$ -	$ -	$ -	$ -	$ -	$ -	$ -	$ -
1137	601000809	376.4	$ -	$ -	$ -	$ -	$ -	$ -	$ -	$ -	$ -	$ -	$ -	$ -	$ -
1138	601000809	380.0	$ -	$ -	$ -	$ -	$ -	$ -	$ -	$ -	$ -	$ -	$ -	$ -	$ -
1139	601000810		$ -	$ -	$ -	$ -	$ -	$ -	$ -	$ -	$ -	$ -	$ -	$ -	$ -
1140	601000811		$ -	$ -	$ -	$ -	$ -	$ -	$ -	$ -	$ -	$ -	$ -	$ -	$ -
1141	601000812		$ -	$ -	$ -	$ -	$ -	$ -	$ -	$ -	$ -	$ -	$ -	$ -	$ -
1142	601000813	303.3	$ -	$ -	$ -	$ -	$ -	$ -	$ -	$ -	$ -	$ -	$ -	$ -	$ -
1143	610000817	376.1	$ -	$ -	$ -	$ -	$ 334	$ 668	$ 983	$ 1,480	$ 1,977	$ 2,474	$ 3,178	$ 3,881	$ 4,585
1144	610000817	376.2	$ -	$ -	$ -	$ -	$ 2,043	$ 4,085	$ 6,206	$ 9,551	$ 12,896	$ 16,241	$ 20,980	$ 25,719	$ 30,458
1145	610000817	376.4	$ -	$ -	$ -	$ -	$ 273	$ 546	$ 815	$ 1,240	$ 1,664	$ 2,088	$ 2,689	$ 3,290	$ 3,891
1146	610000817	380.0	$ -	$ -	$ -	$ -	$ 985	$ 1,971	$ 2,403	$ 3,086	$ 3,768	$ 4,450	$ 5,417	$ 6,383	$ 7,350
1147	T660000818	368.0	$ -	$ -	$ -	$ -	$ -	$ -	$ -	$ -	$ -	$ -	$ -	$ -	$ -
1148	T660000818	369.0	$ -	$ -	$ -	$ -	$ -	$ -	$ -	$ -	$ -	$ -	$ -	$ -	$ -
1149	T660000819	368.0	$ -	$ -	$ -	$ -	$ -	$ -	$ -	$ -	$ -	$ -	$ -	$ -	$ -
1150	T660000819	369.0	$ -	$ -	$ -	$ -	$ -	$ -	$ -	$ -	$ -	$ -	$ -	$ -	$ -
1151	T680000820	368.0	$ -	$ -	$ -	$ -	$ -	$ -	$ -	$ -	$ -	$ -	$ -	$ -	$ -
1152	T680000820	369.0	$ -	$ -	$ -	$ -	$ -	$ -	$ -	$ -	$ -	$ -	$ -	$ -	$ -
1153	T680000821	368.0	$ -	$ -	$ -	$ -	$ -	$ -	$ -	$ -	$ -	$ -	$ -	$ -	$ -

Sponsored by NMGC Witness Erik C. Buchanan

WP Plant 6 Accum Res Balances

NEW MEXICO GAS COMPANY, INC.

Accumulated Reserve Account
Base Period - 12 Months Ending March 31, 2023
Future Test Year - 12 Months Ending September 30, 2025

	A	B	P	Q	R	S	T	U	V	W	X	Y	Z	AA	AB
1															
2			Balance	Balance	Balance	Balance	Balance	Balance	Balance	Balance	Balance	Balance	Balance	Balance	Balance
3	Investment Number / Beginning Balance	FERC Account	4/30/2024	5/31/2024	6/30/2024	7/31/2024	8/31/2024	9/30/2024	10/31/2024	11/30/2024	12/31/2024	1/31/2025	2/28/2025	3/31/2025	4/30/2025
1108	T680000799		$ -	$ -	$ -	$ -	$ -	$ -	$ -	$ -	$ -	$ -	$ -	$ -	$ -
1109	T680000800	367.1	$ -	$ -	$ -	$ -	$ -	$ -	$ -	$ -	$ -	$ -	$ -	$ -	$ -
1110	T680000800	368.0	$ -	$ -	$ -	$ -	$ -	$ -	$ -	$ -	$ -	$ -	$ -	$ -	$ -
1111	T680000800	369.0	$ -	$ -	$ -	$ -	$ -	$ -	$ -	$ -	$ -	$ -	$ -	$ -	$ -
1112	T621000801	367.1	$ -	$ -	$ -	$ -	$ -	$ -	$ -	$ -	$ -	$ -	$ -	$ -	$ -
1113	T621000801	368.0	$ -	$ -	$ -	$ -	$ -	$ -	$ -	$ -	$ -	$ -	$ -	$ -	$ -
1114	T621000801	369.0	$ -	$ -	$ -	$ -	$ -	$ -	$ -	$ -	$ -	$ -	$ -	$ -	$ -
1115	T621000802	367.1	$ -	$ -	$ -	$ -	$ -	$ -	$ -	$ -	$ -	$ -	$ -	$ -	$ -
1116	T621000802	368.0	$ -	$ -	$ -	$ -	$ -	$ -	$ -	$ -	$ -	$ -	$ -	$ -	$ -
1117	T621000802	369.0	$ -	$ -	$ -	$ -	$ -	$ -	$ -	$ -	$ -	$ -	$ -	$ -	$ -
1118	T621000803	367.1	$ -	$ -	$ -	$ -	$ -	$ -	$ -	$ -	$ -	$ -	$ -	$ -	$ -
1119	T621000803	368.0	$ -	$ -	$ -	$ -	$ -	$ -	$ -	$ -	$ -	$ -	$ -	$ -	$ -
1120	T621000803	369.0	$ -	$ -	$ -	$ -	$ -	$ -	$ -	$ -	$ -	$ -	$ -	$ -	$ -
1121	T621000804	367.1	$ -	$ -	$ -	$ -	$ -	$ -	$ -	$ -	$ -	$ -	$ -	$ -	$ -
1122	T621000804	368.0	$ -	$ -	$ -	$ -	$ -	$ -	$ -	$ -	$ -	$ -	$ -	$ -	$ -
1123	T621000804	369.0	$ -	$ -	$ -	$ -	$ -	$ -	$ -	$ -	$ -	$ -	$ -	$ -	$ -
1124	610000805	380.0	$ -	$ -	$ -	$ -	$ -	$ -	$ -	$ -	$ -	$ -	$ -	$ -	$ -
1125	610000805	380.1	$ -	$ -	$ -	$ -	$ -	$ -	$ -	$ -	$ -	$ -	$ -	$ -	$ -
1126	T626000806	367.1	$ -	$ -	$ -	$ -	$ -	$ -	$ -	$ -	$ -	$ -	$ -	$ -	$ -
1127	T626000806	368.0	$ -	$ -	$ -	$ -	$ -	$ -	$ -	$ -	$ -	$ -	$ -	$ -	$ -
1128	T626000806	369.0	$ -	$ -	$ -	$ -	$ -	$ -	$ -	$ -	$ -	$ -	$ -	$ -	$ -
1129	T626000807	367.1	$ -	$ -	$ -	$ -	$ -	$ -	$ -	$ -	$ -	$ -	$ -	$ -	$ -
1130	T626000807	368.0	$ -	$ -	$ -	$ -	$ -	$ -	$ -	$ -	$ -	$ -	$ -	$ -	$ -
1131	T626000807	369.0	$ -	$ -	$ -	$ -	$ -	$ -	$ -	$ -	$ -	$ -	$ -	$ -	$ -
1132	T626000808	367.1	$ -	$ -	$ -	$ -	$ -	$ -	$ -	$ -	$ -	$ -	$ -	$ -	$ -
1133	T626000808	368.0	$ -	$ -	$ -	$ -	$ -	$ -	$ -	$ -	$ -	$ -	$ -	$ -	$ -
1134	T626000808	369.0	$ -	$ -	$ -	$ -	$ -	$ -	$ -	$ -	$ -	$ -	$ -	$ -	$ -
1135	601000809	376.1	$ -	$ -	$ -	$ -	$ -	$ -	$ -	$ -	$ -	$ -	$ -	$ -	$ -
1136	601000809	376.2	$ -	$ -	$ -	$ -	$ -	$ -	$ -	$ -	$ -	$ -	$ -	$ -	$ -
1137	601000809	376.4	$ -	$ -	$ -	$ -	$ -	$ -	$ -	$ -	$ -	$ -	$ -	$ -	$ -
1138	601000809	380.0	$ -	$ -	$ -	$ -	$ -	$ -	$ -	$ -	$ -	$ -	$ -	$ -	$ -
1139	601000810		$ -	$ -	$ -	$ -	$ -	$ -	$ -	$ -	$ -	$ -	$ -	$ -	$ -
1140	601000811		$ -	$ -	$ -	$ -	$ -	$ -	$ -	$ -	$ -	$ -	$ -	$ -	$ -
1141	601000812		$ -	$ -	$ -	$ -	$ -	$ -	$ -	$ -	$ -	$ -	$ -	$ -	$ -
1142	601000813	303.3	$ -	$ -	$ -	$ -	$ -	$ -	$ -	$ -	$ -	$ -	$ -	$ -	$ -
1143	610000817	376.1	$ 5,410	$ 6,234	$ 7,058	$ 8,063	$ 9,069	$ 10,074	$ 11,294	$ 12,515	$ 13,735	$ 15,200	$ 16,666	$ 18,131	$ 19,718
1144	610000817	376.2	$ 36,006	$ 41,555	$ 47,103	$ 53,872	$ 60,640	$ 67,409	$ 75,624	$ 83,838	$ 92,052	$ 101,919	$ 111,785	$ 121,652	$ 132,333
1145	610000817	376.4	$ 4,595	$ 5,299	$ 6,002	$ 6,861	$ 7,719	$ 8,578	$ 9,620	$ 10,662	$ 11,703	$ 12,955	$ 14,206	$ 15,458	$ 16,812
1146	610000817	380.0	$ 8,482	$ 9,613	$ 10,745	$ 12,126	$ 13,506	$ 14,887	$ 16,562	$ 18,238	$ 19,913	$ 21,926	$ 23,938	$ 25,951	$ 28,129
1147	T660000818	368.0	$ -	$ -	$ -	$ -	$ -	$ -	$ -	$ -	$ -	$ -	$ -	$ -	$ -
1148	T660000818	369.0	$ -	$ -	$ -	$ -	$ -	$ -	$ -	$ -	$ -	$ -	$ -	$ -	$ -
1149	T660000819	368.0	$ -	$ -	$ -	$ -	$ -	$ -	$ -	$ -	$ -	$ -	$ -	$ -	$ -
1150	T660000819	369.0	$ -	$ -	$ -	$ -	$ -	$ -	$ -	$ -	$ -	$ -	$ -	$ -	$ -
1151	T680000820	368.0	$ -	$ -	$ -	$ -	$ -	$ -	$ -	$ -	$ -	$ -	$ -	$ -	$ -
1152	T680000820	369.0	$ -	$ -	$ -	$ -	$ -	$ -	$ -	$ -	$ -	$ -	$ -	$ -	$ -
1153	T680000821	368.0	$ -	$ -	$ -	$ -	$ -	$ -	$ -	$ -	$ -	$ -	$ -	$ -	$ -

Sponsored by NMGC Witness Erik C. Buchanan

WP Plant 6 Accum Res Balances

NEW MEXICO GAS COMPANY, INC.

Accumulated Reserve Account
Base Period - 12 Months Ending March 31, 2023
Future Test Year - 12 Months Ending September 30, 2025

	A	B	AC	AD	AE	AF	AG
1							
2			Balance	Balance	Balance	Balance	Balance
3	Investment Number / Beginning Balance	FERC Account	**5/31/2025**	**6/30/2025**	**7/31/2025**	**8/31/2025**	**9/30/2025**
1108	T680000799		$ -	$ -	$ -	$ -	$ -
1109	T680000800	367.1	$ -	$ -	$ -	$ -	$ -
1110	T680000800	368.0	$ -	$ -	$ -	$ -	$ -
1111	T680000800	369.0	$ -	$ -	$ -	$ -	$ -
1112	T621000801	367.1	$ -	$ -	$ -	$ -	$ -
1113	T621000801	368.0	$ -	$ -	$ -	$ -	$ -
1114	T621000801	369.0	$ -	$ -	$ -	$ -	$ -
1115	T621000802	367.1	$ -	$ -	$ -	$ -	$ -
1116	T621000802	368.0	$ -	$ -	$ -	$ -	$ -
1117	T621000802	369.0	$ -	$ -	$ -	$ -	$ -
1118	T621000803	367.1	$ -	$ -	$ -	$ -	$ -
1119	T621000803	368.0	$ -	$ -	$ -	$ -	$ -
1120	T621000803	369.0	$ -	$ -	$ -	$ -	$ -
1121	T621000804	367.1	$ -	$ -	$ -	$ -	$ -
1122	T621000804	368.0	$ -	$ -	$ -	$ -	$ -
1123	T621000804	369.0	$ -	$ -	$ -	$ -	$ -
1124	610000805	380.0	$ -	$ -	$ -	$ -	$ -
1125	610000805	380.1	$ -	$ -	$ -	$ -	$ -
1126	T626000806	367.1	$ -	$ -	$ -	$ -	$ -
1127	T626000806	368.0	$ -	$ -	$ -	$ -	$ -
1128	T626000806	369.0	$ -	$ -	$ -	$ -	$ -
1129	T626000807	367.1	$ -	$ -	$ -	$ -	$ -
1130	T626000807	368.0	$ -	$ -	$ -	$ -	$ -
1131	T626000807	369.0	$ -	$ -	$ -	$ -	$ -
1132	T626000808	367.1	$ -	$ -	$ -	$ -	$ -
1133	T626000808	368.0	$ -	$ -	$ -	$ -	$ -
1134	T626000808	369.0	$ -	$ -	$ -	$ -	$ -
1135	601000809	376.1	$ -	$ -	$ -	$ -	$ -
1136	601000809	376.2	$ -	$ -	$ -	$ -	$ -
1137	601000809	376.4	$ -	$ -	$ -	$ -	$ -
1138	601000809	380.0	$ -	$ -	$ -	$ -	$ -
1139	601000810		$ -	$ -	$ -	$ -	$ -
1140	601000811		$ -	$ -	$ -	$ -	$ -
1141	601000812		$ -	$ -	$ -	$ -	$ -
1142	601000813	303.3	$ -	$ -	$ -	$ -	$ -
1143	610000817	376.1	$ 21,305	$ 22,891	$ 24,660	$ 26,430	$ 28,199
1144	610000817	376.2	$ 143,014	$ 153,695	$ 165,606	$ 177,518	$ 189,429
1145	610000817	376.4	$ 18,167	$ 19,522	$ 21,032	$ 22,543	$ 24,054
1146	610000817	380.0	$ 30,308	$ 32,487	$ 34,916	$ 37,346	$ 39,775
1147	T660000818	368.0	$ -	$ -	$ -	$ -	$ -
1148	T660000818	369.0	$ -	$ -	$ -	$ -	$ -
1149	T660000819	368.0	$ -	$ -	$ -	$ -	$ -
1150	T660000819	369.0	$ -	$ -	$ -	$ -	$ -
1151	T680000820	368.0	$ -	$ -	$ -	$ -	$ -
1152	T680000820	369.0	$ -	$ -	$ -	$ -	$ -
1153	T680000821	368.0	$ -	$ -	$ -	$ -	$ -

Sponsored by NMGC Witness Erik C. Buchanan

NEW MEXICO GAS COMPANY, INC.

Accumulated Reserve Account
Base Period - 12 Months Ending March 31, 2023
Future Test Year - 12 Months Ending September 30, 2025

	A	B	C	D	E	F	G	H	I	J	K	L	M	N	O
1			Adjusted Base Period												
2			Balance	Balance	Balance	Balance	Balance	Balance	Balance	Balance	Balance	Balance	Balance	Balance	Balance
3	Investment Number / Beginning Balance	FERC Account	**3/31/2023**	**4/30/2023**	**5/31/2023**	**6/30/2023**	**7/31/2023**	**8/31/2023**	**9/30/2023**	**10/31/2023**	**11/30/2023**	**12/31/2023**	**1/31/2024**	**2/29/2024**	**3/31/2024**
1154	T680000821	369.0	$ -	$ -	$ -	$ -	$ -	$ -	$ -	$ -	$ -	$ -	$ -	$ -	$ -
1155	T680000822	368.0	$ -	$ -	$ -	$ -	$ -	$ -	$ -	$ -	$ -	$ -	$ -	$ -	$ -
1156	T680000822	369.0	$ -	$ -	$ -	$ -	$ -	$ -	$ -	$ -	$ -	$ -	$ -	$ -	$ -
1157	T660000823	368.0	$ -	$ -	$ -	$ -	$ -	$ -	$ -	$ -	$ -	$ -	$ -	$ -	$ -
1158	T660000823	369.0	$ -	$ -	$ -	$ -	$ -	$ -	$ -	$ -	$ -	$ -	$ -	$ -	$ -
1159	T621000825	378.0	$ -	$ -	$ -	$ -	$ -	$ -	$ -	$ -	$ -	$ -	$ -	$ -	$ -
1160	T621000825	385.0	$ -	$ -	$ -	$ -	$ -	$ -	$ -	$ -	$ -	$ -	$ -	$ -	$ -
1161	T610000826	367.1	$ -	$ -	$ -	$ -	$ -	$ -	$ -	$ -	$ -	$ -	$ -	$ -	$ -
1162	T610000826	368.0	$ -	$ -	$ -	$ -	$ -	$ -	$ -	$ -	$ -	$ -	$ -	$ -	$ -
1163	T610000826	369.0	$ -	$ -	$ -	$ -	$ -	$ -	$ -	$ -	$ -	$ -	$ -	$ -	$ -
1164	T610000827	368.0	$ -	$ -	$ -	$ -	$ -	$ -	$ -	$ -	$ -	$ -	$ -	$ -	$ -
1165	T610000827	369.0	$ -	$ -	$ -	$ -	$ -	$ -	$ -	$ -	$ -	$ -	$ -	$ -	$ -
1166	T610000828	368.0	$ -	$ -	$ -	$ -	$ -	$ -	$ -	$ -	$ -	$ -	$ -	$ -	$ -
1167	T610000828	369.0	$ -	$ -	$ -	$ -	$ -	$ -	$ -	$ -	$ -	$ -	$ -	$ -	$ -
1168	T610000830	368.0	$ -	$ -	$ -	$ -	$ -	$ -	$ -	$ -	$ -	$ -	$ -	$ -	$ -
1169	T610000830	369.0	$ -	$ -	$ -	$ -	$ -	$ -	$ -	$ -	$ -	$ -	$ -	$ -	$ -
1170	T610000831	368.0	$ -	$ -	$ -	$ -	$ -	$ -	$ -	$ -	$ -	$ -	$ -	$ -	$ -
1171	T610000831	369.0	$ -	$ -	$ -	$ -	$ -	$ -	$ -	$ -	$ -	$ -	$ -	$ -	$ -
1172	T624000832	367.1	$ -	$ -	$ -	$ -	$ -	$ -	$ -	$ -	$ -	$ -	$ -	$ -	$ -
1173	T624000833	368.0	$ -	$ -	$ -	$ -	$ -	$ -	$ -	$ -	$ -	$ -	$ -	$ -	$ -
1174	T624000833	369.0	$ -	$ -	$ -	$ -	$ -	$ -	$ -	$ -	$ -	$ -	$ -	$ -	$ -
1175	T624000834	368.0	$ -	$ -	$ -	$ -	$ -	$ -	$ -	$ -	$ -	$ -	$ -	$ -	$ -
1176	T624000834	369.0	$ -	$ -	$ -	$ -	$ -	$ -	$ -	$ -	$ -	$ -	$ -	$ -	$ -
1177	T626000835	367.1	$ -	$ -	$ -	$ -	$ -	$ -	$ -	$ -	$ -	$ -	$ -	$ -	$ -
1178	T626000835	368.0	$ -	$ -	$ -	$ -	$ -	$ -	$ -	$ -	$ -	$ -	$ -	$ -	$ -
1179	T626000835	369.0	$ -	$ -	$ -	$ -	$ -	$ -	$ -	$ -	$ -	$ -	$ -	$ -	$ -
1180	T626000836	367.1	$ -	$ -	$ -	$ -	$ -	$ -	$ -	$ -	$ -	$ -	$ -	$ -	$ -
1181	T621000840	367.1	$ -	$ -	$ -	$ -	$ -	$ -	$ -	$ -	$ -	$ -	$ -	$ -	$ -
1182	T621000840	368.0	$ -	$ -	$ -	$ -	$ -	$ -	$ -	$ -	$ -	$ -	$ -	$ -	$ -
1183	T621000840	369.0	$ -	$ -	$ -	$ -	$ -	$ -	$ -	$ -	$ -	$ -	$ -	$ -	$ -
1184	T624000841	367.1	$ -	$ -	$ -	$ -	$ -	$ -	$ -	$ -	$ 1,682	$ 3,363	$ 5,045	$ 6,727	$ 8,408
1185	T624000841	368.0	$ -	$ -	$ -	$ -	$ -	$ -	$ -	$ -	$ 323	$ 645	$ 968	$ 1,291	$ 1,614
1186	T624000841	369.0	$ -	$ -	$ -	$ -	$ -	$ -	$ -	$ -	$ 667	$ 1,334	$ 2,001	$ 2,668	$ 3,335
1187	T610000842	367.1	$ -	$ -	$ -	$ -	$ -	$ -	$ -	$ -	$ -	$ -	$ -	$ -	$ -
1188	T610000842	368.0	$ -	$ -	$ -	$ -	$ -	$ -	$ -	$ -	$ -	$ -	$ -	$ -	$ -
1189	T610000842	369.0	$ -	$ -	$ -	$ -	$ -	$ -	$ -	$ -	$ -	$ -	$ -	$ -	$ -
1190	601000844	303.3	$ -	$ -	$ -	$ -	$ -	$ -	$ -	$ -	$ -	$ -	$ -	$ -	$ -
1191	610000845	303.3	$ -	$ -	$ -	$ -	$ -	$ -	$ -	$ -	$ -	$ -	$ -	$ -	$ -
1192	601000846	303.3	$ -	$ -	$ -	$ -	$ -	$ -	$ -	$ -	$ -	$ -	$ -	$ -	$ -
1193	601000847	303.3	$ -	$ -	$ -	$ -	$ -	$ -	$ -	$ -	$ -	$ -	$ -	$ -	$ -
1194	601000848	303.3	$ -	$ -	$ -	$ -	$ -	$ -	$ -	$ -	$ -	$ -	$ -	$ -	$ -
1195	685000849	376.1	$ -	$ -	$ -	$ -	$ -	$ -	$ -	$ -	$ -	$ -	$ -	$ -	$ -
1196	685000849	376.2	$ -	$ -	$ -	$ -	$ -	$ -	$ -	$ -	$ -	$ -	$ -	$ -	$ -
1197	685000849	376.4	$ -	$ -	$ -	$ -	$ -	$ -	$ -	$ -	$ -	$ -	$ -	$ -	$ -
1198	601000850	369.0	$ -	$ -	$ -	$ -	$ -	$ -	$ -	$ -	$ -	$ -	$ -	$ -	$ -
1199	610000851	376.1	$ -	$ -	$ -	$ -	$ -	$ -	$ -	$ -	$ -	$ -	$ -	$ -	$ -

Sponsored by NMGC Witness Erik C. Buchanan

WP Plant 6 Accum Res Balances

NEW MEXICO GAS COMPANY, INC.

Accumulated Reserve Account
Base Period - 12 Months Ending March 31, 2023
Future Test Year - 12 Months Ending September 30, 2025

	A	B	P	Q	R	S	T	U	V	W	X	Y	Z	AA	AB
1															
2			Balance	Balance	Balance	Balance	Balance	Balance	Balance	Balance	Balance	Balance	Balance	Balance	Balance
3	Investment Number / Beginning Balance	FERC Account	4/30/2024	5/31/2024	6/30/2024	7/31/2024	8/31/2024	9/30/2024	10/31/2024	11/30/2024	12/31/2024	1/31/2025	2/28/2025	3/31/2025	4/30/2025
1154	T680000821	369.0	$ -	$ -	$ -	$ -	$ -	$ -	$ -	$ -	$ -	$ -	$ -	$ -	$ -
1155	T680000822	368.0	$ -	$ -	$ -	$ -	$ -	$ -	$ -	$ -	$ -	$ -	$ -	$ -	$ -
1156	T680000822	369.0	$ -	$ -	$ -	$ -	$ -	$ -	$ -	$ -	$ -	$ -	$ -	$ -	$ -
1157	T660000823	368.0	$ -	$ -	$ -	$ -	$ -	$ -	$ -	$ -	$ -	$ -	$ -	$ -	$ -
1158	T660000823	369.0	$ -	$ -	$ -	$ -	$ -	$ -	$ -	$ -	$ -	$ -	$ -	$ -	$ -
1159	T621000825	378.0	$ -	$ -	$ -	$ -	$ -	$ -	$ -	$ -	$ -	$ -	$ -	$ -	$ -
1160	T621000825	385.0	$ -	$ -	$ -	$ -	$ -	$ -	$ -	$ -	$ -	$ -	$ -	$ -	$ -
1161	T610000826	367.1	$ -	$ -	$ -	$ -	$ -	$ -	$ -	$ -	$ -	$ -	$ -	$ -	$ -
1162	T610000826	368.0	$ -	$ -	$ -	$ -	$ -	$ -	$ -	$ -	$ -	$ -	$ -	$ -	$ -
1163	T610000826	369.0	$ -	$ -	$ -	$ -	$ -	$ -	$ -	$ -	$ -	$ -	$ -	$ -	$ -
1164	T610000827	368.0	$ -	$ -	$ -	$ -	$ -	$ -	$ -	$ -	$ -	$ -	$ -	$ -	$ -
1165	T610000827	369.0	$ -	$ -	$ -	$ -	$ -	$ -	$ -	$ -	$ -	$ -	$ -	$ -	$ -
1166	T610000828	368.0	$ -	$ -	$ -	$ -	$ -	$ -	$ -	$ -	$ -	$ -	$ -	$ -	$ -
1167	T610000828	369.0	$ -	$ -	$ -	$ -	$ -	$ -	$ -	$ -	$ -	$ -	$ -	$ -	$ -
1168	T610000830	368.0	$ -	$ -	$ -	$ -	$ -	$ -	$ -	$ -	$ -	$ -	$ -	$ -	$ -
1169	T610000830	369.0	$ -	$ -	$ -	$ -	$ -	$ -	$ -	$ -	$ -	$ -	$ -	$ -	$ -
1170	T610000831	368.0	$ -	$ -	$ -	$ -	$ -	$ -	$ -	$ -	$ -	$ -	$ -	$ -	$ -
1171	T610000831	369.0	$ -	$ -	$ -	$ -	$ -	$ -	$ -	$ -	$ -	$ -	$ -	$ -	$ -
1172	T624000832	367.1	$ -	$ -	$ -	$ -	$ -	$ -	$ -	$ -	$ -	$ -	$ -	$ -	$ -
1173	T624000833	368.0	$ -	$ -	$ -	$ -	$ -	$ -	$ -	$ -	$ -	$ -	$ -	$ -	$ -
1174	T624000833	369.0	$ -	$ -	$ -	$ -	$ -	$ -	$ -	$ -	$ -	$ -	$ -	$ -	$ -
1175	T624000834	368.0	$ -	$ -	$ -	$ -	$ -	$ -	$ -	$ -	$ -	$ -	$ -	$ -	$ -
1176	T624000834	369.0	$ -	$ -	$ -	$ -	$ -	$ -	$ -	$ -	$ -	$ -	$ -	$ -	$ -
1177	T626000835	367.1	$ -	$ -	$ -	$ -	$ -	$ -	$ -	$ -	$ -	$ -	$ -	$ -	$ -
1178	T626000835	368.0	$ -	$ -	$ -	$ -	$ -	$ -	$ -	$ -	$ -	$ -	$ -	$ -	$ -
1179	T626000835	369.0	$ -	$ -	$ -	$ -	$ -	$ -	$ -	$ -	$ -	$ -	$ -	$ -	$ -
1180	T626000836	367.1	$ -	$ -	$ -	$ -	$ -	$ -	$ -	$ -	$ -	$ -	$ -	$ -	$ -
1181	T621000840	367.1	$ -	$ -	$ -	$ -	$ -	$ -	$ -	$ -	$ -	$ -	$ -	$ -	$ -
1182	T621000840	368.0	$ -	$ -	$ -	$ -	$ -	$ -	$ -	$ -	$ -	$ -	$ -	$ -	$ -
1183	T621000840	369.0	$ -	$ -	$ -	$ -	$ -	$ -	$ -	$ -	$ -	$ -	$ -	$ -	$ -
1184	T624000841	367.1	$ 10,090	$ 11,772	$ 13,454	$ 15,135	$ 16,817	$ 18,499	$ 20,180	$ 21,862	$ 23,544	$ 25,225	$ 26,907	$ 28,589	$ 30,270
1185	T624000841	368.0	$ 1,936	$ 2,259	$ 2,582	$ 2,905	$ 3,227	$ 3,550	$ 3,873	$ 4,195	$ 4,518	$ 4,841	$ 5,164	$ 5,486	$ 5,809
1186	T624000841	369.0	$ 4,002	$ 4,669	$ 5,336	$ 6,003	$ 6,670	$ 7,337	$ 8,004	$ 8,671	$ 9,338	$ 10,005	$ 10,672	$ 11,339	$ 12,006
1187	T610000842	367.1	$ -	$ -	$ -	$ -	$ -	$ -	$ -	$ -	$ -	$ -	$ -	$ -	$ -
1188	T610000842	368.0	$ -	$ -	$ -	$ -	$ -	$ -	$ -	$ -	$ -	$ -	$ -	$ -	$ -
1189	T610000842	369.0	$ -	$ -	$ -	$ -	$ -	$ -	$ -	$ -	$ -	$ -	$ -	$ -	$ -
1190	601000844	303.3	$ -	$ -	$ -	$ -	$ -	$ -	$ -	$ -	$ -	$ -	$ -	$ -	$ -
1191	610000845	303.3	$ -	$ -	$ -	$ -	$ -	$ -	$ -	$ -	$ -	$ -	$ -	$ -	$ -
1192	601000846	303.3	$ -	$ -	$ -	$ -	$ -	$ -	$ -	$ -	$ -	$ -	$ -	$ -	$ -
1193	601000847	303.3	$ -	$ -	$ -	$ -	$ -	$ -	$ -	$ -	$ -	$ -	$ -	$ -	$ -
1194	601000848	303.3	$ -	$ -	$ -	$ -	$ -	$ -	$ -	$ -	$ -	$ -	$ -	$ -	$ -
1195	685000849	376.1	$ -	$ -	$ -	$ -	$ -	$ -	$ -	$ -	$ -	$ -	$ -	$ -	$ -
1196	685000849	376.2	$ -	$ -	$ -	$ -	$ -	$ -	$ -	$ -	$ -	$ -	$ -	$ -	$ -
1197	685000849	376.4	$ -	$ -	$ -	$ -	$ -	$ -	$ -	$ -	$ -	$ -	$ -	$ -	$ -
1198	601000850	369.0	$ -	$ -	$ -	$ -	$ -	$ -	$ -	$ -	$ -	$ -	$ -	$ -	$ -
1199	610000851	376.1	$ -	$ -	$ -	$ -	$ -	$ -	$ -	$ -	$ -	$ -	$ -	$ -	$ -

Sponsored by NMGC Witness Erik C. Buchanan

WP Plant 6 Accum Res Balances

NEW MEXICO GAS COMPANY, INC.

Accumulated Reserve Account
Base Period - 12 Months Ending March 31, 2023
Future Test Year - 12 Months Ending September 30, 2025

	A	B	AC	AD	AE	AF	AG
1							
2			Balance	Balance	Balance	Balance	Balance
3	Investment Number / Beginning Balance	FERC Account	**5/31/2025**	**6/30/2025**	**7/31/2025**	**8/31/2025**	**9/30/2025**
1154	T680000821	369.0	$ -	$ -	$ -	$ -	$ -
1155	T680000822	368.0	$ -	$ -	$ -	$ -	$ -
1156	T680000822	369.0	$ -	$ -	$ -	$ -	$ -
1157	T660000823	368.0	$ -	$ -	$ -	$ -	$ -
1158	T660000823	369.0	$ -	$ -	$ -	$ -	$ -
1159	T621000825	378.0	$ -	$ -	$ -	$ -	$ -
1160	T621000825	385.0	$ -	$ -	$ -	$ -	$ -
1161	T610000826	367.1	$ -	$ -	$ -	$ -	$ -
1162	T610000826	368.0	$ -	$ -	$ -	$ -	$ -
1163	T610000826	369.0	$ -	$ -	$ -	$ -	$ -
1164	T610000827	368.0	$ -	$ -	$ -	$ -	$ -
1165	T610000827	369.0	$ -	$ -	$ -	$ -	$ -
1166	T610000828	368.0	$ -	$ -	$ -	$ -	$ -
1167	T610000828	369.0	$ -	$ -	$ -	$ -	$ -
1168	T610000830	368.0	$ -	$ -	$ -	$ -	$ -
1169	T610000830	369.0	$ -	$ -	$ -	$ -	$ -
1170	T610000831	368.0	$ -	$ -	$ -	$ -	$ -
1171	T610000831	369.0	$ -	$ -	$ -	$ -	$ -
1172	T624000832	367.1	$ -	$ -	$ -	$ -	$ -
1173	T624000833	368.0	$ -	$ -	$ -	$ -	$ -
1174	T624000833	369.0	$ -	$ -	$ -	$ -	$ -
1175	T624000834	368.0	$ -	$ -	$ -	$ -	$ -
1176	T624000834	369.0	$ -	$ -	$ -	$ -	$ -
1177	T626000835	367.1	$ -	$ -	$ -	$ -	$ -
1178	T626000835	368.0	$ -	$ -	$ -	$ -	$ -
1179	T626000835	369.0	$ -	$ -	$ -	$ -	$ -
1180	T626000836	367.1	$ -	$ -	$ -	$ -	$ -
1181	T621000840	367.1	$ -	$ -	$ -	$ -	$ -
1182	T621000840	368.0	$ -	$ -	$ -	$ -	$ -
1183	T621000840	369.0	$ -	$ -	$ -	$ -	$ -
1184	T624000841	367.1	$ 31,952	$ 33,634	$ 35,316	$ 36,997	$ 38,679
1185	T624000841	368.0	$ 6,132	$ 6,455	$ 6,777	$ 7,100	$ 7,423
1186	T624000841	369.0	$ 12,673	$ 13,340	$ 14,007	$ 14,674	$ 15,341
1187	T610000842	367.1	$ -	$ -	$ -	$ -	$ -
1188	T610000842	368.0	$ -	$ -	$ -	$ -	$ -
1189	T610000842	369.0	$ -	$ -	$ -	$ -	$ -
1190	601000844	303.3	$ -	$ -	$ -	$ -	$ -
1191	610000845	303.3	$ -	$ -	$ -	$ -	$ -
1192	601000846	303.3	$ -	$ -	$ -	$ -	$ -
1193	601000847	303.3	$ -	$ -	$ -	$ -	$ -
1194	601000848	303.3	$ -	$ -	$ -	$ -	$ -
1195	685000849	376.1	$ -	$ -	$ -	$ -	$ -
1196	685000849	376.2	$ -	$ -	$ -	$ -	$ -
1197	685000849	376.4	$ -	$ -	$ -	$ -	$ -
1198	601000850	369.0	$ -	$ -	$ -	$ -	$ -
1199	610000851	376.1	$ -	$ -	$ -	$ -	$ -

Sponsored by NMGC Witness Erik C. Buchanan

NEW MEXICO GAS COMPANY, INC.

Accumulated Reserve Account
Base Period - 12 Months Ending March 31, 2023
Future Test Year - 12 Months Ending September 30, 2025

	A	B	C	D	E	F	G	H	I	J	K	L	M	N	O
1			Adjusted Base Period												
2			Balance	Balance	Balance	Balance	Balance	Balance	Balance	Balance	Balance	Balance	Balance	Balance	Balance
3	Investment Number / Beginning Balance	FERC Account	**3/31/2023**	**4/30/2023**	**5/31/2023**	**6/30/2023**	**7/31/2023**	**8/31/2023**	**9/30/2023**	**10/31/2023**	**11/30/2023**	**12/31/2023**	**1/31/2024**	**2/29/2024**	**3/31/2024**
1200	610000851	376.2	$ -	$ -	$ -	$ -	$ -	$ -	$ -	$ -	$ -	$ -	$ -	$ -	$ -
1201	610000851	376.4	$ -	$ -	$ -	$ -	$ -	$ -	$ -	$ -	$ -	$ -	$ -	$ -	$ -
1202	685000852	376.1	$ -	$ -	$ -	$ -	$ -	$ -	$ -	$ -	$ -	$ -	$ -	$ -	$ -
1203	685000852	376.2	$ -	$ -	$ -	$ -	$ -	$ -	$ -	$ -	$ -	$ -	$ -	$ -	$ -
1204	685000852	376.4	$ -	$ -	$ -	$ -	$ -	$ -	$ -	$ -	$ -	$ -	$ -	$ -	$ -
1205	T660000854	367.1	$ -	$ -	$ -	$ -	$ -	$ -	$ -	$ -	$ -	$ -	$ -	$ -	$ -
1206	T660000854	368.0	$ -	$ -	$ -	$ -	$ -	$ -	$ -	$ -	$ -	$ -	$ -	$ -	$ -
1207	T660000854	369.0	$ -	$ -	$ -	$ -	$ -	$ -	$ -	$ -	$ -	$ -	$ -	$ -	$ -
1208	601000855	367.3	$ -	$ -	$ -	$ -	$ -	$ -	$ -	$ -	$ -	$ -	$ -	$ -	$ -
1209	601000856	367.1	$ -	$ -	$ -	$ -	$ -	$ -	$ -	$ -	$ -	$ -	$ -	$ -	$ -
1210	601000857	368.0	$ -	$ -	$ -	$ -	$ -	$ -	$ -	$ -	$ -	$ -	$ -	$ -	$ -
1211	601000857	369.0	$ -	$ -	$ -	$ -	$ -	$ -	$ -	$ -	$ -	$ -	$ -	$ -	$ -
1212	627000858	376.1	$ -	$ -	$ -	$ -	$ -	$ -	$ -	$ -	$ -	$ -	$ -	$ -	$ -
1213	627000858	376.2	$ -	$ -	$ -	$ -	$ -	$ -	$ -	$ -	$ -	$ -	$ -	$ -	$ -
1214	627000858	376.4	$ -	$ -	$ -	$ -	$ -	$ -	$ -	$ -	$ -	$ -	$ -	$ -	$ -
1215	627000858	380.0	$ -	$ -	$ -	$ -	$ -	$ -	$ -	$ -	$ -	$ -	$ -	$ -	$ -
1216	624000859	376.1	$ -	$ -	$ -	$ -	$ -	$ -	$ -	$ -	$ -	$ -	$ -	$ -	$ -
1217	624000859	376.2	$ -	$ -	$ -	$ -	$ -	$ -	$ -	$ -	$ -	$ -	$ -	$ -	$ -
1218	624000859	376.4	$ -	$ -	$ -	$ -	$ -	$ -	$ -	$ -	$ -	$ -	$ -	$ -	$ -
1219	624000859	380.0	$ -	$ -	$ -	$ -	$ -	$ -	$ -	$ -	$ -	$ -	$ -	$ -	$ -
1220	624000860	376.1	$ -	$ -	$ -	$ -	$ -	$ -	$ -	$ -	$ -	$ -	$ -	$ -	$ -
1221	624000860	376.2	$ -	$ -	$ -	$ -	$ -	$ -	$ -	$ -	$ -	$ -	$ -	$ -	$ -
1222	624000860	376.4	$ -	$ -	$ -	$ -	$ -	$ -	$ -	$ -	$ -	$ -	$ -	$ -	$ -
1223	624000860	380.0	$ -	$ -	$ -	$ -	$ -	$ -	$ -	$ -	$ -	$ -	$ -	$ -	$ -
1224	T660000861	367.1	$ -	$ -	$ -	$ -	$ -	$ -	$ -	$ -	$ -	$ -	$ -	$ -	$ -
1225	T660000861	368.0	$ -	$ -	$ -	$ -	$ -	$ -	$ -	$ -	$ -	$ -	$ -	$ -	$ -
1226	T660000861	369.0	$ -	$ -	$ -	$ -	$ -	$ -	$ -	$ -	$ -	$ -	$ -	$ -	$ -
1227	T624000862	367.1	$ -	$ -	$ -	$ -	$ -	$ -	$ -	$ -	$ -	$ -	$ -	$ -	$ -
1228	T624000862	368.0	$ -	$ -	$ -	$ -	$ -	$ -	$ -	$ -	$ -	$ -	$ -	$ -	$ -
1229	T624000862	369.0	$ -	$ -	$ -	$ -	$ -	$ -	$ -	$ -	$ -	$ -	$ -	$ -	$ -
1230	T621000866	367.1	$ -	$ -	$ -	$ -	$ -	$ -	$ -	$ -	$ -	$ -	$ -	$ -	$ -
1231	T621000866	368.0	$ -	$ -	$ -	$ -	$ -	$ -	$ -	$ -	$ -	$ -	$ -	$ -	$ -
1232	T621000866	369.0	$ -	$ -	$ -	$ -	$ -	$ -	$ -	$ -	$ -	$ -	$ -	$ -	$ -
1233	T621000867	367.1	$ -	$ -	$ -	$ -	$ -	$ -	$ -	$ -	$ -	$ -	$ -	$ -	$ -
1234	T621000867	368.0	$ -	$ -	$ -	$ -	$ -	$ -	$ -	$ -	$ -	$ -	$ -	$ -	$ -
1235	T621000867	369.0	$ -	$ -	$ -	$ -	$ -	$ -	$ -	$ -	$ -	$ -	$ -	$ -	$ -
1236	T621000868	367.1	$ -	$ -	$ -	$ -	$ -	$ -	$ -	$ -	$ -	$ -	$ -	$ -	$ -
1237	T621000868	368.0	$ -	$ -	$ -	$ -	$ -	$ -	$ -	$ -	$ -	$ -	$ -	$ -	$ -
1238	T621000868	369.0	$ -	$ -	$ -	$ -	$ -	$ -	$ -	$ -	$ -	$ -	$ -	$ -	$ -
1239	T680000869	367.1	$ -	$ -	$ -	$ -	$ -	$ -	$ -	$ -	$ -	$ -	$ -	$ -	$ -
1240	T680000869	368.0	$ -	$ -	$ -	$ -	$ -	$ -	$ -	$ -	$ -	$ -	$ -	$ -	$ -
1241	T680000869	369.0	$ -	$ -	$ -	$ -	$ -	$ -	$ -	$ -	$ -	$ -	$ -	$ -	$ -
1242	T624000870	367.1	$ -	$ -	$ -	$ -	$ -	$ -	$ -	$ -	$ -	$ -	$ -	$ -	$ -
1243	T624000870	368.0	$ -	$ -	$ -	$ -	$ -	$ -	$ -	$ -	$ -	$ -	$ -	$ -	$ -
1244	T624000870	369.0	$ -	$ -	$ -	$ -	$ -	$ -	$ -	$ -	$ -	$ -	$ -	$ -	$ -
1245	T621000871	367.1	$ -	$ -	$ -	$ -	$ -	$ -	$ -	$ -	$ -	$ -	$ -	$ -	$ -

Sponsored by NMGC Witness Erik C. Buchanan

WP Plant 6 Accum Res Balances

NEW MEXICO GAS COMPANY, INC.

Accumulated Reserve Account
Base Period - 12 Months Ending March 31, 2023
Future Test Year - 12 Months Ending September 30, 2025

	A	B	P	Q	R	S	T	U	V	W	X	Y	Z	AA	AB
1															
2			Balance	Balance	Balance	Balance	Balance	Balance	Balance	Balance	Balance	Balance	Balance	Balance	Balance
3	Investment Number / Beginning Balance	FERC Account	4/30/2024	5/31/2024	6/30/2024	7/31/2024	8/31/2024	9/30/2024	10/31/2024	11/30/2024	12/31/2024	1/31/2025	2/28/2025	3/31/2025	4/30/2025
1200	610000851	376.2	$ -	$ -	$ -	$ -	$ -	$ -	$ -	$ -	$ -	$ -	$ -	$ -	$ -
1201	610000851	376.4	$ -	$ -	$ -	$ -	$ -	$ -	$ -	$ -	$ -	$ -	$ -	$ -	$ -
1202	685000852	376.1	$ -	$ -	$ -	$ -	$ -	$ -	$ -	$ -	$ -	$ -	$ -	$ -	$ -
1203	685000852	376.2	$ -	$ -	$ -	$ -	$ -	$ -	$ -	$ -	$ -	$ -	$ -	$ -	$ -
1204	685000852	376.4	$ -	$ -	$ -	$ -	$ -	$ -	$ -	$ -	$ -	$ -	$ -	$ -	$ -
1205	T660000854	367.1	$ -	$ -	$ -	$ -	$ -	$ -	$ -	$ -	$ -	$ -	$ -	$ -	$ -
1206	T660000854	368.0	$ -	$ -	$ -	$ -	$ -	$ -	$ -	$ -	$ -	$ -	$ -	$ -	$ -
1207	T660000854	369.0	$ -	$ -	$ -	$ -	$ -	$ -	$ -	$ -	$ -	$ -	$ -	$ -	$ -
1208	601000855	367.3	$ -	$ -	$ -	$ -	$ -	$ -	$ -	$ -	$ -	$ -	$ -	$ -	$ -
1209	601000856	367.1	$ -	$ -	$ -	$ -	$ -	$ -	$ -	$ -	$ -	$ -	$ -	$ -	$ -
1210	601000857	368.0	$ -	$ -	$ -	$ -	$ -	$ -	$ -	$ -	$ -	$ -	$ -	$ -	$ -
1211	601000857	369.0	$ -	$ -	$ -	$ -	$ -	$ -	$ -	$ -	$ -	$ -	$ -	$ -	$ -
1212	627000858	376.1	$ -	$ -	$ -	$ -	$ -	$ -	$ -	$ -	$ -	$ -	$ -	$ -	$ -
1213	627000858	376.2	$ -	$ -	$ -	$ -	$ -	$ -	$ -	$ -	$ -	$ -	$ -	$ -	$ -
1214	627000858	376.4	$ -	$ -	$ -	$ -	$ -	$ -	$ -	$ -	$ -	$ -	$ -	$ -	$ -
1215	627000858	380.0	$ -	$ -	$ -	$ -	$ -	$ -	$ -	$ -	$ -	$ -	$ -	$ -	$ -
1216	624000859	376.1	$ -	$ -	$ -	$ -	$ -	$ -	$ -	$ -	$ -	$ -	$ -	$ -	$ -
1217	624000859	376.2	$ -	$ -	$ -	$ -	$ -	$ -	$ -	$ -	$ -	$ -	$ -	$ -	$ -
1218	624000859	376.4	$ -	$ -	$ -	$ -	$ -	$ -	$ -	$ -	$ -	$ -	$ -	$ -	$ -
1219	624000859	380.0	$ -	$ -	$ -	$ -	$ -	$ -	$ -	$ -	$ -	$ -	$ -	$ -	$ -
1220	624000860	376.1	$ -	$ -	$ -	$ -	$ -	$ -	$ -	$ -	$ -	$ -	$ -	$ -	$ -
1221	624000860	376.2	$ -	$ -	$ -	$ -	$ -	$ -	$ -	$ -	$ -	$ -	$ -	$ -	$ -
1222	624000860	376.4	$ -	$ -	$ -	$ -	$ -	$ -	$ -	$ -	$ -	$ -	$ -	$ -	$ -
1223	624000860	380.0	$ -	$ -	$ -	$ -	$ -	$ -	$ -	$ -	$ -	$ -	$ -	$ -	$ -
1224	T660000861	367.1	$ -	$ -	$ -	$ -	$ -	$ -	$ -	$ -	$ -	$ -	$ -	$ -	$ -
1225	T660000861	368.0	$ -	$ -	$ -	$ -	$ -	$ -	$ -	$ -	$ -	$ -	$ -	$ -	$ -
1226	T660000861	369.0	$ -	$ -	$ -	$ -	$ -	$ -	$ -	$ -	$ -	$ -	$ -	$ -	$ -
1227	T624000862	367.1	$ -	$ -	$ -	$ -	$ -	$ -	$ -	$ -	$ -	$ -	$ -	$ -	$ -
1228	T624000862	368.0	$ -	$ -	$ -	$ -	$ -	$ -	$ -	$ -	$ -	$ -	$ -	$ -	$ -
1229	T624000862	369.0	$ -	$ -	$ -	$ -	$ -	$ -	$ -	$ -	$ -	$ -	$ -	$ -	$ -
1230	T621000866	367.1	$ -	$ -	$ -	$ -	$ -	$ -	$ -	$ -	$ -	$ -	$ -	$ -	$ -
1231	T621000866	368.0	$ -	$ -	$ -	$ -	$ -	$ -	$ -	$ -	$ -	$ -	$ -	$ -	$ -
1232	T621000866	369.0	$ -	$ -	$ -	$ -	$ -	$ -	$ -	$ -	$ -	$ -	$ -	$ -	$ -
1233	T621000867	367.1	$ -	$ -	$ -	$ -	$ -	$ -	$ -	$ -	$ -	$ -	$ -	$ -	$ -
1234	T621000867	368.0	$ -	$ -	$ -	$ -	$ -	$ -	$ -	$ -	$ -	$ -	$ -	$ -	$ -
1235	T621000867	369.0	$ -	$ -	$ -	$ -	$ -	$ -	$ -	$ -	$ -	$ -	$ -	$ -	$ -
1236	T621000868	367.1	$ -	$ -	$ -	$ -	$ -	$ -	$ -	$ -	$ -	$ -	$ -	$ -	$ -
1237	T621000868	368.0	$ -	$ -	$ -	$ -	$ -	$ -	$ -	$ -	$ -	$ -	$ -	$ -	$ -
1238	T621000868	369.0	$ -	$ -	$ -	$ -	$ -	$ -	$ -	$ -	$ -	$ -	$ -	$ -	$ -
1239	T680000869	367.1	$ -	$ -	$ -	$ -	$ -	$ -	$ -	$ -	$ -	$ -	$ -	$ -	$ -
1240	T680000869	368.0	$ -	$ -	$ -	$ -	$ -	$ -	$ -	$ -	$ -	$ -	$ -	$ -	$ -
1241	T680000869	369.0	$ -	$ -	$ -	$ -	$ -	$ -	$ -	$ -	$ -	$ -	$ -	$ -	$ -
1242	T624000870	367.1	$ -	$ -	$ -	$ -	$ -	$ -	$ -	$ -	$ -	$ -	$ -	$ -	$ -
1243	T624000870	368.0	$ -	$ -	$ -	$ -	$ -	$ -	$ -	$ -	$ -	$ -	$ -	$ -	$ -
1244	T624000870	369.0	$ -	$ -	$ -	$ -	$ -	$ -	$ -	$ -	$ -	$ -	$ -	$ -	$ -
1245	T621000871	367.1	$ -	$ -	$ -	$ -	$ -	$ -	$ -	$ -	$ -	$ -	$ -	$ -	$ -

Sponsored by NMGC Witness Erik C. Buchanan

WP Plant 6 Accum Res Balances

NEW MEXICO GAS COMPANY, INC.

Accumulated Reserve Account
Base Period - 12 Months Ending March 31, 2023
Future Test Year - 12 Months Ending September 30, 2025

	A	B	AC	AD	AE	AF	AG
1							
2			Balance	Balance	Balance	Balance	Balance
3	Investment Number / Beginning Balance	FERC Account	**5/31/2025**	**6/30/2025**	**7/31/2025**	**8/31/2025**	**9/30/2025**
1200	610000851	376.2	$ -	$ -	$ -	$ -	$ -
1201	610000851	376.4	$ -	$ -	$ -	$ -	$ -
1202	685000852	376.1	$ -	$ -	$ -	$ -	$ -
1203	685000852	376.2	$ -	$ -	$ -	$ -	$ -
1204	685000852	376.4	$ -	$ -	$ -	$ -	$ -
1205	T660000854	367.1	$ -	$ -	$ -	$ -	$ -
1206	T660000854	368.0	$ -	$ -	$ -	$ -	$ -
1207	T660000854	369.0	$ -	$ -	$ -	$ -	$ -
1208	601000855	367.3	$ -	$ -	$ -	$ -	$ -
1209	601000856	367.1	$ -	$ -	$ -	$ -	$ -
1210	601000857	368.0	$ -	$ -	$ -	$ -	$ -
1211	601000857	369.0	$ -	$ -	$ -	$ -	$ -
1212	627000858	376.1	$ -	$ -	$ -	$ -	$ -
1213	627000858	376.2	$ -	$ -	$ -	$ -	$ -
1214	627000858	376.4	$ -	$ -	$ -	$ -	$ -
1215	627000858	380.0	$ -	$ -	$ -	$ -	$ -
1216	624000859	376.1	$ -	$ -	$ -	$ -	$ -
1217	624000859	376.2	$ -	$ -	$ -	$ -	$ -
1218	624000859	376.4	$ -	$ -	$ -	$ -	$ -
1219	624000859	380.0	$ -	$ -	$ -	$ -	$ -
1220	624000860	376.1	$ -	$ -	$ -	$ -	$ -
1221	624000860	376.2	$ -	$ -	$ -	$ -	$ -
1222	624000860	376.4	$ -	$ -	$ -	$ -	$ -
1223	624000860	380.0	$ -	$ -	$ -	$ -	$ -
1224	T660000861	367.1	$ -	$ -	$ -	$ -	$ -
1225	T660000861	368.0	$ -	$ -	$ -	$ -	$ -
1226	T660000861	369.0	$ -	$ -	$ -	$ -	$ -
1227	T624000862	367.1	$ -	$ -	$ -	$ -	$ -
1228	T624000862	368.0	$ -	$ -	$ -	$ -	$ -
1229	T624000862	369.0	$ -	$ -	$ -	$ -	$ -
1230	T621000866	367.1	$ -	$ -	$ -	$ -	$ -
1231	T621000866	368.0	$ -	$ -	$ -	$ -	$ -
1232	T621000866	369.0	$ -	$ -	$ -	$ -	$ -
1233	T621000867	367.1	$ -	$ -	$ -	$ -	$ -
1234	T621000867	368.0	$ -	$ -	$ -	$ -	$ -
1235	T621000867	369.0	$ -	$ -	$ -	$ -	$ -
1236	T621000868	367.1	$ -	$ -	$ -	$ -	$ -
1237	T621000868	368.0	$ -	$ -	$ -	$ -	$ -
1238	T621000868	369.0	$ -	$ -	$ -	$ -	$ -
1239	T680000869	367.1	$ -	$ -	$ -	$ -	$ -
1240	T680000869	368.0	$ -	$ -	$ -	$ -	$ -
1241	T680000869	369.0	$ -	$ -	$ -	$ -	$ -
1242	T624000870	367.1	$ -	$ -	$ -	$ -	$ -
1243	T624000870	368.0	$ -	$ -	$ -	$ -	$ -
1244	T624000870	369.0	$ -	$ -	$ -	$ -	$ -
1245	T621000871	367.1	$ -	$ -	$ -	$ -	$ -

Sponsored by NMGC Witness Erik C. Buchanan

WP Plant 6 Accum Res Balances

NEW MEXICO GAS COMPANY, INC.

Accumulated Reserve Account
Base Period - 12 Months Ending March 31, 2023
Future Test Year - 12 Months Ending September 30, 2025

	A	B	C	D	E	F	G	H	I	J	K	L	M	N	O
1			Adjusted Base Period												
2			Balance	Balance	Balance	Balance	Balance	Balance	Balance	Balance	Balance	Balance	Balance	Balance	Balance
3	Investment Number / Beginning Balance	FERC Account	3/31/2023	4/30/2023	5/31/2023	6/30/2023	7/31/2023	8/31/2023	9/30/2023	10/31/2023	11/30/2023	12/31/2023	1/31/2024	2/29/2024	3/31/2024
1246	T621000871	368.0	$ -	$ -	$ -	$ -	$ -	$ -	$ -	$ -	$ -	$ -	$ -	$ -	$ -
1247	T621000871	369.0	$ -	$ -	$ -	$ -	$ -	$ -	$ -	$ -	$ -	$ -	$ -	$ -	$ -
1248	601000877	303.3	$ -	$ -	$ -	$ -	$ -	$ -	$ -	$ -	$ -	$ -	$ -	$ -	$ -
1249	T624000878	367.1	$ -	$ -	$ -	$ -	$ -	$ -	$ -	$ -	$ -	$ -	$ -	$ -	$ -
1250	T624000878	368.0	$ -	$ -	$ -	$ -	$ -	$ -	$ -	$ -	$ -	$ -	$ -	$ -	$ -
1251	T624000878	369.0	$ -	$ -	$ -	$ -	$ -	$ -	$ -	$ -	$ -	$ -	$ -	$ -	$ -
1252	622000879	376.1	$ -	$ -	$ -	$ -	$ -	$ -	$ -	$ -	$ -	$ -	$ -	$ -	$ -
1253	622000879	376.2	$ -	$ -	$ -	$ -	$ -	$ -	$ -	$ -	$ -	$ -	$ -	$ -	$ -
1254	622000879	376.4	$ -	$ -	$ -	$ -	$ -	$ -	$ -	$ -	$ -	$ -	$ -	$ -	$ -
1255	627000880	376.1	$ -	$ -	$ -	$ -	$ -	$ -	$ -	$ -	$ -	$ -	$ -	$ -	$ -
1256	627000880	376.2	$ -	$ -	$ -	$ -	$ -	$ -	$ -	$ -	$ -	$ -	$ -	$ -	$ -
1257	627000880	376.4	$ -	$ -	$ -	$ -	$ -	$ -	$ -	$ -	$ -	$ -	$ -	$ -	$ -
1258	627000880	380.0	$ -	$ -	$ -	$ -	$ -	$ -	$ -	$ -	$ -	$ -	$ -	$ -	$ -
1259	627000881	376.1	$ -	$ -	$ -	$ -	$ -	$ -	$ -	$ -	$ -	$ -	$ -	$ -	$ -
1260	627000881	376.2	$ -	$ -	$ -	$ -	$ -	$ -	$ -	$ -	$ -	$ -	$ -	$ -	$ -
1261	627000881	376.4	$ -	$ -	$ -	$ -	$ -	$ -	$ -	$ -	$ -	$ -	$ -	$ -	$ -
1262	627000881	380.0	$ -	$ -	$ -	$ -	$ -	$ -	$ -	$ -	$ -	$ -	$ -	$ -	$ -
1263	610000882	303.3	$ -	$ -	$ -	$ -	$ -	$ -	$ -	$ -	$ -	$ -	$ -	$ -	$ -
1264	660000884	390.0	$ -	$ -	$ -	$ -	$ -	$ -	$ -	$ -	$ -	$ -	$ -	$ -	$ -
1265	T610000885	394.0	$ -	$ -	$ -	$ -	$ -	$ -	$ -	$ -	$ -	$ -	$ -	$ -	$ -
1266	685000888	376.1	$ -	$ -	$ -	$ -	$ -	$ -	$ -	$ -	$ -	$ -	$ -	$ -	$ -
1267	685000888	376.2	$ -	$ -	$ -	$ -	$ -	$ -	$ -	$ -	$ -	$ -	$ -	$ -	$ -
1268	685000888	376.4	$ -	$ -	$ -	$ -	$ -	$ -	$ -	$ -	$ -	$ -	$ -	$ -	$ -
1269	610000889	391.2	$ -	$ -	$ -	$ -	$ -	$ -	$ -	$ -	$ -	$ -	$ -	$ -	$ -
1270	610000889	397.0	$ -	$ -	$ -	$ -	$ -	$ -	$ -	$ -	$ -	$ -	$ -	$ -	$ -
1271	610000889	398.0	$ -	$ -	$ -	$ -	$ -	$ -	$ -	$ -	$ -	$ -	$ -	$ -	$ -
1272	T610000891	368.0	$ -	$ -	$ -	$ -	$ -	$ -	$ -	$ -	$ -	$ -	$ -	$ -	$ -
1273	T610000891	369.0	$ -	$ -	$ -	$ -	$ -	$ -	$ -	$ -	$ -	$ -	$ -	$ -	$ -
1274	T610000892	368.0	$ -	$ -	$ -	$ -	$ -	$ -	$ -	$ -	$ -	$ -	$ -	$ -	$ -
1275	T610000892	369.0	$ -	$ -	$ -	$ -	$ -	$ -	$ -	$ -	$ -	$ -	$ -	$ -	$ -
1276	680000905	376.1	$ -	$ -	$ -	$ -	$ -	$ -	$ -	$ -	$ -	$ -	$ -	$ -	$ -
1277	680000905	376.2	$ -	$ -	$ -	$ -	$ -	$ -	$ -	$ -	$ -	$ -	$ -	$ -	$ -
1278	680000905	376.4	$ -	$ -	$ -	$ -	$ -	$ -	$ -	$ -	$ -	$ -	$ -	$ -	$ -
1279	680000905	380.0	$ -	$ -	$ -	$ -	$ -	$ -	$ -	$ -	$ -	$ -	$ -	$ -	$ -
1280	685000906	376.1	$ -	$ -	$ -	$ -	$ -	$ -	$ -	$ -	$ -	$ 18	$ 37	$ 55	$ 74
1281	685000906	376.2	$ -	$ -	$ -	$ -	$ -	$ -	$ -	$ -	$ -	$ 124	$ 247	$ 371	$ 495
1282	685000906	376.4	$ -	$ -	$ -	$ -	$ -	$ -	$ -	$ -	$ -	$ 16	$ 31	$ 47	$ 63
1283	685000906	380.0	$ -	$ -	$ -	$ -	$ -	$ -	$ -	$ -	$ -	$ 25	$ 50	$ 76	$ 101
1284	610000907	392.0	$ -	$ -	$ -	$ -	$ -	$ -	$ -	$ -	$ -	$ -	$ -	$ -	$ -
1285	610000907	392.1	$ -	$ -	$ -	$ -	$ -	$ -	$ -	$ -	$ -	$ -	$ -	$ -	$ -
1286	610000907	392.2	$ -	$ -	$ -	$ -	$ -	$ -	$ -	$ -	$ -	$ -	$ -	$ -	$ -
1287	610000907	392.3	$ -	$ -	$ -	$ -	$ -	$ -	$ -	$ -	$ -	$ -	$ -	$ -	$ -
1288	610000908	390.0	$ -	$ -	$ -	$ -	$ -	$ -	$ -	$ -	$ -	$ -	$ -	$ -	$ -
1289	626000909	376.2	$ -	$ -	$ -	$ -	$ -	$ -	$ -	$ -	$ -	$ -	$ -	$ -	$ -
1290	680000910	376.1	$ -	$ -	$ -	$ -	$ -	$ -	$ -	$ -	$ -	$ -	$ -	$ -	$ -
1291	680000910	376.2	$ -	$ -	$ -	$ -	$ -	$ -	$ -	$ -	$ -	$ -	$ -	$ -	$ -

Sponsored by NMGC Witness Erik C. Buchanan

WP Plant 6 Accum Res Balances

NEW MEXICO GAS COMPANY, INC.

Accumulated Reserve Account
Base Period - 12 Months Ending March 31, 2023
Future Test Year - 12 Months Ending September 30, 2025

	A	B	P	Q	R	S	T	U	V	W	X	Y	Z	AA	AB
1															
2			Balance	Balance	Balance	Balance	Balance	Balance	Balance	Balance	Balance	Balance	Balance	Balance	Balance
3	Investment Number / Beginning Balance	FERC Account	4/30/2024	5/31/2024	6/30/2024	7/31/2024	8/31/2024	9/30/2024	10/31/2024	11/30/2024	12/31/2024	1/31/2025	2/28/2025	3/31/2025	4/30/2025
1246	T621000871	368.0	$ -	$ -	$ -	$ -	$ -	$ -	$ -	$ -	$ -	$ -	$ -	$ -	$ -
1247	T621000871	369.0	$ -	$ -	$ -	$ -	$ -	$ -	$ -	$ -	$ -	$ -	$ -	$ -	$ -
1248	601000877	303.3	$ -	$ -	$ -	$ -	$ -	$ -	$ -	$ -	$ -	$ -	$ -	$ -	$ -
1249	T624000878	367.1	$ -	$ -	$ -	$ -	$ -	$ -	$ -	$ -	$ -	$ -	$ -	$ -	$ -
1250	T624000878	368.0	$ -	$ -	$ -	$ -	$ -	$ -	$ -	$ -	$ -	$ -	$ -	$ -	$ -
1251	T624000878	369.0	$ -	$ -	$ -	$ -	$ -	$ -	$ -	$ -	$ -	$ -	$ -	$ -	$ -
1252	622000879	376.1	$ -	$ -	$ -	$ -	$ -	$ -	$ -	$ -	$ -	$ -	$ -	$ -	$ -
1253	622000879	376.2	$ -	$ -	$ -	$ -	$ -	$ -	$ -	$ -	$ -	$ -	$ -	$ -	$ -
1254	622000879	376.4	$ -	$ -	$ -	$ -	$ -	$ -	$ -	$ -	$ -	$ -	$ -	$ -	$ -
1255	627000880	376.1	$ -	$ -	$ -	$ -	$ -	$ -	$ -	$ -	$ -	$ -	$ -	$ -	$ -
1256	627000880	376.2	$ -	$ -	$ -	$ -	$ -	$ -	$ -	$ -	$ -	$ -	$ -	$ -	$ -
1257	627000880	376.4	$ -	$ -	$ -	$ -	$ -	$ -	$ -	$ -	$ -	$ -	$ -	$ -	$ -
1258	627000880	380.0	$ -	$ -	$ -	$ -	$ -	$ -	$ -	$ -	$ -	$ -	$ -	$ -	$ -
1259	627000881	376.1	$ -	$ -	$ -	$ -	$ -	$ -	$ -	$ -	$ -	$ -	$ -	$ -	$ -
1260	627000881	376.2	$ -	$ -	$ -	$ -	$ -	$ -	$ -	$ -	$ -	$ -	$ -	$ -	$ -
1261	627000881	376.4	$ -	$ -	$ -	$ -	$ -	$ -	$ -	$ -	$ -	$ -	$ -	$ -	$ -
1262	627000881	380.0	$ -	$ -	$ -	$ -	$ -	$ -	$ -	$ -	$ -	$ -	$ -	$ -	$ -
1263	610000882	303.3	$ -	$ -	$ -	$ -	$ -	$ -	$ -	$ -	$ -	$ -	$ -	$ -	$ -
1264	660000884	390.0	$ -	$ -	$ -	$ -	$ -	$ -	$ -	$ -	$ -	$ -	$ -	$ -	$ -
1265	T610000885	394.0	$ -	$ -	$ -	$ -	$ -	$ -	$ -	$ -	$ -	$ -	$ -	$ -	$ -
1266	685000888	376.1	$ -	$ -	$ -	$ -	$ -	$ -	$ -	$ -	$ -	$ -	$ -	$ -	$ -
1267	685000888	376.2	$ -	$ -	$ -	$ -	$ -	$ -	$ -	$ -	$ -	$ -	$ -	$ -	$ -
1268	685000888	376.4	$ -	$ -	$ -	$ -	$ -	$ -	$ -	$ -	$ -	$ -	$ -	$ -	$ -
1269	610000889	391.2	$ -	$ -	$ -	$ -	$ -	$ -	$ -	$ -	$ -	$ -	$ -	$ -	$ -
1270	610000889	397.0	$ -	$ -	$ -	$ -	$ -	$ -	$ -	$ -	$ -	$ -	$ -	$ -	$ -
1271	610000889	398.0	$ -	$ -	$ -	$ -	$ -	$ -	$ -	$ -	$ -	$ -	$ -	$ -	$ -
1272	T610000891	368.0	$ -	$ -	$ -	$ -	$ -	$ -	$ -	$ -	$ -	$ -	$ -	$ -	$ -
1273	T610000891	369.0	$ -	$ -	$ -	$ -	$ -	$ -	$ -	$ -	$ -	$ -	$ -	$ -	$ -
1274	T610000892	368.0	$ -	$ -	$ -	$ -	$ -	$ -	$ -	$ -	$ -	$ -	$ -	$ -	$ -
1275	T610000892	369.0	$ -	$ -	$ -	$ -	$ -	$ -	$ -	$ -	$ -	$ -	$ -	$ -	$ -
1276	680000905	376.1	$ -	$ -	$ -	$ -	$ -	$ -	$ -	$ -	$ -	$ -	$ -	$ -	$ -
1277	680000905	376.2	$ -	$ -	$ -	$ -	$ -	$ -	$ -	$ -	$ -	$ -	$ -	$ -	$ -
1278	680000905	376.4	$ -	$ -	$ -	$ -	$ -	$ -	$ -	$ -	$ -	$ -	$ -	$ -	$ -
1279	680000905	380.0	$ -	$ -	$ -	$ -	$ -	$ -	$ -	$ -	$ -	$ -	$ -	$ -	$ -
1280	685000906	376.1	$ 92	$ 110	$ 129	$ 147	$ 165	$ 184	$ 202	$ 221	$ 239	$ 257	$ 276	$ 294	$ 312
1281	685000906	376.2	$ 619	$ 742	$ 866	$ 990	$ 1,113	$ 1,237	$ 1,361	$ 1,484	$ 1,608	$ 1,732	$ 1,856	$ 1,979	$ 2,103
1282	685000906	376.4	$ 78	$ 94	$ 110	$ 126	$ 141	$ 157	$ 173	$ 188	$ 204	$ 220	$ 235	$ 251	$ 267
1283	685000906	380.0	$ 126	$ 151	$ 177	$ 202	$ 227	$ 252	$ 278	$ 303	$ 328	$ 353	$ 378	$ 404	$ 429
1284	610000907	392.0	$ -	$ -	$ -	$ -	$ -	$ -	$ -	$ -	$ -	$ -	$ -	$ -	$ -
1285	610000907	392.1	$ -	$ -	$ -	$ -	$ -	$ -	$ -	$ -	$ -	$ -	$ -	$ -	$ -
1286	610000907	392.2	$ -	$ -	$ -	$ -	$ -	$ -	$ -	$ -	$ -	$ -	$ -	$ -	$ -
1287	610000907	392.3	$ -	$ -	$ -	$ -	$ -	$ -	$ -	$ -	$ -	$ -	$ -	$ -	$ -
1288	610000908	390.0	$ -	$ -	$ -	$ -	$ -	$ -	$ -	$ -	$ -	$ -	$ -	$ -	$ -
1289	626000909	376.2	$ -	$ -	$ -	$ -	$ -	$ -	$ -	$ -	$ -	$ -	$ -	$ -	$ -
1290	680000910	376.1	$ -	$ -	$ -	$ -	$ -	$ -	$ -	$ -	$ -	$ -	$ -	$ -	$ -
1291	680000910	376.2	$ -	$ -	$ -	$ -	$ -	$ -	$ -	$ -	$ -	$ -	$ -	$ -	$ -

Sponsored by NMGC Witness Erik C. Buchanan

WP Plant 6 Accum Res Balances

NEW MEXICO GAS COMPANY, INC.

Accumulated Reserve Account
Base Period - 12 Months Ending March 31, 2023
Future Test Year - 12 Months Ending September 30, 2025

	A	B	AC	AD	AE	AF	AG
1							
2			Balance	Balance	Balance	Balance	Balance
3	Investment Number / Beginning Balance	FERC Account	**5/31/2025**	**6/30/2025**	**7/31/2025**	**8/31/2025**	**9/30/2025**
1246	T621000871	368.0	$ -	$ -	$ -	$ -	$ -
1247	T621000871	369.0	$ -	$ -	$ -	$ -	$ -
1248	601000877	303.3	$ -	$ -	$ -	$ -	$ -
1249	T624000878	367.1	$ -	$ -	$ -	$ -	$ -
1250	T624000878	368.0	$ -	$ -	$ -	$ -	$ -
1251	T624000878	369.0	$ -	$ -	$ -	$ -	$ -
1252	622000879	376.1	$ -	$ -	$ -	$ -	$ -
1253	622000879	376.2	$ -	$ -	$ -	$ -	$ -
1254	622000879	376.4	$ -	$ -	$ -	$ -	$ -
1255	627000880	376.1	$ -	$ -	$ -	$ -	$ -
1256	627000880	376.2	$ -	$ -	$ -	$ -	$ -
1257	627000880	376.4	$ -	$ -	$ -	$ -	$ -
1258	627000880	380.0	$ -	$ -	$ -	$ -	$ -
1259	627000881	376.1	$ -	$ -	$ -	$ -	$ -
1260	627000881	376.2	$ -	$ -	$ -	$ -	$ -
1261	627000881	376.4	$ -	$ -	$ -	$ -	$ -
1262	627000881	380.0	$ -	$ -	$ -	$ -	$ -
1263	610000882	303.3	$ -	$ -	$ -	$ -	$ -
1264	660000884	390.0	$ -	$ -	$ -	$ -	$ -
1265	T610000885	394.0	$ -	$ -	$ -	$ -	$ -
1266	685000888	376.1	$ -	$ -	$ -	$ -	$ -
1267	685000888	376.2	$ -	$ -	$ -	$ -	$ -
1268	685000888	376.4	$ -	$ -	$ -	$ -	$ -
1269	610000889	391.2	$ -	$ -	$ -	$ -	$ -
1270	610000889	397.0	$ -	$ -	$ -	$ -	$ -
1271	610000889	398.0	$ -	$ -	$ -	$ -	$ -
1272	T610000891	368.0	$ -	$ -	$ -	$ -	$ -
1273	T610000891	369.0	$ -	$ -	$ -	$ -	$ -
1274	T610000892	368.0	$ -	$ -	$ -	$ -	$ -
1275	T610000892	369.0	$ -	$ -	$ -	$ -	$ -
1276	680000905	376.1	$ -	$ -	$ -	$ -	$ -
1277	680000905	376.2	$ -	$ -	$ -	$ -	$ -
1278	680000905	376.4	$ -	$ -	$ -	$ -	$ -
1279	680000905	380.0	$ -	$ -	$ -	$ -	$ -
1280	685000906	376.1	$ 331	$ 349	$ 368	$ 386	$ 404
1281	685000906	376.2	$ 2,227	$ 2,350	$ 2,474	$ 2,598	$ 2,721
1282	685000906	376.4	$ 282	$ 298	$ 314	$ 329	$ 345
1283	685000906	380.0	$ 454	$ 479	$ 505	$ 530	$ 555
1284	610000907	392.0	$ -	$ -	$ -	$ -	$ -
1285	610000907	392.1	$ -	$ -	$ -	$ -	$ -
1286	610000907	392.2	$ -	$ -	$ -	$ -	$ -
1287	610000907	392.3	$ -	$ -	$ -	$ -	$ -
1288	610000908	390.0	$ -	$ -	$ -	$ -	$ -
1289	626000909	376.2	$ -	$ -	$ -	$ -	$ -
1290	680000910	376.1	$ -	$ -	$ -	$ -	$ -
1291	680000910	376.2	$ -	$ -	$ -	$ -	$ -

Sponsored by NMGC Witness Erik C. Buchanan

NEW MEXICO GAS COMPANY, INC.

Accumulated Reserve Account
Base Period - 12 Months Ending March 31, 2023
Future Test Year - 12 Months Ending September 30, 2025

	A	B	C	D	E	F	G	H	I	J	K	L	M	N	O
1			Adjusted Base Period												
2			Balance	Balance	Balance	Balance	Balance	Balance	Balance	Balance	Balance	Balance	Balance	Balance	Balance
3	Investment Number / Beginning Balance	FERC Account	**3/31/2023**	**4/30/2023**	**5/31/2023**	**6/30/2023**	**7/31/2023**	**8/31/2023**	**9/30/2023**	**10/31/2023**	**11/30/2023**	**12/31/2023**	**1/31/2024**	**2/29/2024**	**3/31/2024**
1292	680000910	376.4	$ -	$ -	$ -	$ -	$ -	$ -	$ -	$ -	$ -	$ -	$ -	$ -	$ -
1293	633000911	376.1	$ -	$ -	$ -	$ -	$ -	$ -	$ -	$ -	$ -	$ -	$ -	$ -	$ -
1294	633000911	376.2	$ -	$ -	$ -	$ -	$ -	$ -	$ -	$ -	$ -	$ -	$ -	$ -	$ -
1295	633000911	376.4	$ -	$ -	$ -	$ -	$ -	$ -	$ -	$ -	$ -	$ -	$ -	$ -	$ -
1296	633000911	380.0	$ -	$ -	$ -	$ -	$ -	$ -	$ -	$ -	$ -	$ -	$ -	$ -	$ -
1297	T660000912	367.1	$ -	$ -	$ -	$ -	$ -	$ -	$ -	$ -	$ -	$ -	$ -	$ -	$ -
1298	T660000912	368.0	$ -	$ -	$ -	$ -	$ -	$ -	$ -	$ -	$ -	$ -	$ -	$ -	$ -
1299	T660000912	369.0	$ -	$ -	$ -	$ -	$ -	$ -	$ -	$ -	$ -	$ -	$ -	$ -	$ -
1300	621000913	376.1	$ -	$ -	$ -	$ -	$ -	$ -	$ -	$ -	$ -	$ -	$ -	$ -	$ -
1301	621000913	376.2	$ -	$ -	$ -	$ -	$ -	$ -	$ -	$ -	$ -	$ -	$ -	$ -	$ -
1302	621000913	376.4	$ -	$ -	$ -	$ -	$ -	$ -	$ -	$ -	$ -	$ -	$ -	$ -	$ -
1303	621000913	380.0	$ -	$ -	$ -	$ -	$ -	$ -	$ -	$ -	$ -	$ -	$ -	$ -	$ -
1304	T610000914	367.1	$ -	$ -	$ -	$ -	$ -	$ -	$ -	$ -	$ -	$ -	$ -	$ -	$ -
1305	T610000914	368.0	$ -	$ -	$ -	$ -	$ -	$ -	$ -	$ -	$ -	$ -	$ -	$ -	$ -
1306	T610000914	369.0	$ -	$ -	$ -	$ -	$ -	$ -	$ -	$ -	$ -	$ -	$ -	$ -	$ -
1307	T680000915	367.1	$ -	$ -	$ -	$ -	$ -	$ -	$ -	$ -	$ -	$ -	$ -	$ -	$ -
1308	T680000915	368.0	$ -	$ -	$ -	$ -	$ -	$ -	$ -	$ -	$ -	$ -	$ -	$ -	$ -
1309	T680000915	369.0	$ -	$ -	$ -	$ -	$ -	$ -	$ -	$ -	$ -	$ -	$ -	$ -	$ -
1310	680000916	376.1	$ -	$ -	$ -	$ -	$ -	$ -	$ -	$ -	$ -	$ -	$ -	$ -	$ -
1311	680000916	376.2	$ -	$ -	$ -	$ -	$ -	$ -	$ -	$ -	$ -	$ -	$ -	$ -	$ -
1312	680000916	376.4	$ -	$ -	$ -	$ -	$ -	$ -	$ -	$ -	$ -	$ -	$ -	$ -	$ -
1313	680000916	380.0	$ -	$ -	$ -	$ -	$ -	$ -	$ -	$ -	$ -	$ -	$ -	$ -	$ -
1314	680000917	376.1	$ -	$ -	$ -	$ 12	$ 24	$ 35	$ 47	$ 58	$ 69	$ 80	$ 91	$ 102	$ 114
1315	680000917	376.2	$ -	$ -	$ -	$ 72	$ 145	$ 217	$ 292	$ 367	$ 442	$ 517	$ 593	$ 668	$ 743
1316	680000917	376.4	$ -	$ -	$ -	$ 10	$ 19	$ 29	$ 39	$ 48	$ 58	$ 67	$ 77	$ 86	$ 96
1317	680000917	380.0	$ -	$ -	$ -	$ 35	$ 70	$ 105	$ 120	$ 135	$ 151	$ 166	$ 181	$ 197	$ 212
1318	601000918	376.1	$ -	$ -	$ -	$ -	$ -	$ -	$ -	$ -	$ -	$ -	$ -	$ -	$ -
1319	601000918	376.2	$ -	$ -	$ -	$ -	$ -	$ -	$ -	$ -	$ -	$ -	$ -	$ -	$ -
1320	601000918	376.4	$ -	$ -	$ -	$ -	$ -	$ -	$ -	$ -	$ -	$ -	$ -	$ -	$ -
1321	601000918	380.0	$ -	$ -	$ -	$ -	$ -	$ -	$ -	$ -	$ -	$ -	$ -	$ -	$ -
1322	685000919	376.1	$ -	$ -	$ -	$ -	$ -	$ -	$ -	$ -	$ -	$ -	$ -	$ -	$ -
1323	685000919	376.2	$ -	$ -	$ -	$ -	$ -	$ -	$ -	$ -	$ -	$ -	$ -	$ -	$ -
1324	685000919	376.4	$ -	$ -	$ -	$ -	$ -	$ -	$ -	$ -	$ -	$ -	$ -	$ -	$ -
1325	685000919	380.0	$ -	$ -	$ -	$ -	$ -	$ -	$ -	$ -	$ -	$ -	$ -	$ -	$ -
1326	685000921	376.1	$ -	$ -	$ -	$ -	$ -	$ -	$ -	$ 17	$ 34	$ 50	$ 67	$ 84	$ 101
1327	685000921	376.2	$ -	$ -	$ -	$ -	$ -	$ -	$ -	$ 113	$ 226	$ 339	$ 452	$ 565	$ 678
1328	685000921	376.4	$ -	$ -	$ -	$ -	$ -	$ -	$ -	$ 14	$ 29	$ 43	$ 57	$ 72	$ 86
1329	685000921	380.0	$ -	$ -	$ -	$ -	$ -	$ -	$ -	$ 23	$ 46	$ 69	$ 92	$ 115	$ 138
1330	680000922	381.0	$ -	$ -	$ -	$ -	$ -	$ -	$ -	$ -	$ -	$ -	$ -	$ -	$ -
1331	610000923	376.1	$ -	$ -	$ -	$ -	$ -	$ -	$ -	$ -	$ -	$ -	$ -	$ -	$ -
1332	610000923	376.2	$ -	$ -	$ -	$ -	$ -	$ -	$ -	$ -	$ -	$ -	$ -	$ -	$ -
1333	610000923	376.4	$ -	$ -	$ -	$ -	$ -	$ -	$ -	$ -	$ -	$ -	$ -	$ -	$ -
1334	685000924	376.1	$ -	$ -	$ -	$ -	$ -	$ -	$ -	$ -	$ -	$ -	$ -	$ -	$ -
1335	685000924	376.2	$ -	$ -	$ -	$ -	$ -	$ -	$ -	$ -	$ -	$ -	$ -	$ -	$ -
1336	685000924	376.4	$ -	$ -	$ -	$ -	$ -	$ -	$ -	$ -	$ -	$ -	$ -	$ -	$ -
1337	621000925	376.1	$ -	$ -	$ -	$ -	$ -	$ -	$ -	$ -	$ -	$ -	$ -	$ -	$ -

Sponsored by NMGC Witness Erik C. Buchanan

WP Plant 6 Accum Res Balances

NEW MEXICO GAS COMPANY, INC.

Accumulated Reserve Account
Base Period - 12 Months Ending March 31, 2023
Future Test Year - 12 Months Ending September 30, 2025

	A	B	P	Q	R	S	T	U	V	W	X	Y	Z	AA	AB
1															
2			Balance	Balance	Balance	Balance	Balance	Balance	Balance	Balance	Balance	Balance	Balance	Balance	Balance
3	Investment Number / Beginning Balance	FERC Account	4/30/2024	5/31/2024	6/30/2024	7/31/2024	8/31/2024	9/30/2024	10/31/2024	11/30/2024	12/31/2024	1/31/2025	2/28/2025	3/31/2025	4/30/2025
1292	680000910	376.4	$ -	$ -	$ -	$ -	$ -	$ -	$ -	$ -	$ -	$ -	$ -	$ -	$ -
1293	633000911	376.1	$ -	$ -	$ -	$ -	$ -	$ -	$ -	$ -	$ -	$ -	$ -	$ -	$ -
1294	633000911	376.2	$ -	$ -	$ -	$ -	$ -	$ -	$ -	$ -	$ -	$ -	$ -	$ -	$ -
1295	633000911	376.4	$ -	$ -	$ -	$ -	$ -	$ -	$ -	$ -	$ -	$ -	$ -	$ -	$ -
1296	633000911	380.0	$ -	$ -	$ -	$ -	$ -	$ -	$ -	$ -	$ -	$ -	$ -	$ -	$ -
1297	T660000912	367.1	$ -	$ -	$ -	$ -	$ -	$ -	$ -	$ -	$ -	$ -	$ -	$ -	$ -
1298	T660000912	368.0	$ -	$ -	$ -	$ -	$ -	$ -	$ -	$ -	$ -	$ -	$ -	$ -	$ -
1299	T660000912	369.0	$ -	$ -	$ -	$ -	$ -	$ -	$ -	$ -	$ -	$ -	$ -	$ -	$ -
1300	621000913	376.1	$ -	$ -	$ -	$ -	$ -	$ -	$ -	$ -	$ -	$ -	$ -	$ -	$ -
1301	621000913	376.2	$ -	$ -	$ -	$ -	$ -	$ -	$ -	$ -	$ -	$ -	$ -	$ -	$ -
1302	621000913	376.4	$ -	$ -	$ -	$ -	$ -	$ -	$ -	$ -	$ -	$ -	$ -	$ -	$ -
1303	621000913	380.0	$ -	$ -	$ -	$ -	$ -	$ -	$ -	$ -	$ -	$ -	$ -	$ -	$ -
1304	T610000914	367.1	$ -	$ -	$ -	$ -	$ -	$ -	$ -	$ -	$ -	$ -	$ -	$ -	$ -
1305	T610000914	368.0	$ -	$ -	$ -	$ -	$ -	$ -	$ -	$ -	$ -	$ -	$ -	$ -	$ -
1306	T610000914	369.0	$ -	$ -	$ -	$ -	$ -	$ -	$ -	$ -	$ -	$ -	$ -	$ -	$ -
1307	T680000915	367.1	$ -	$ -	$ -	$ -	$ -	$ -	$ -	$ -	$ -	$ -	$ -	$ -	$ -
1308	T680000915	368.0	$ -	$ -	$ -	$ -	$ -	$ -	$ -	$ -	$ -	$ -	$ -	$ -	$ -
1309	T680000915	369.0	$ -	$ -	$ -	$ -	$ -	$ -	$ -	$ -	$ -	$ -	$ -	$ -	$ -
1310	680000916	376.1	$ -	$ -	$ -	$ -	$ -	$ -	$ -	$ -	$ -	$ -	$ -	$ -	$ -
1311	680000916	376.2	$ -	$ -	$ -	$ -	$ -	$ -	$ -	$ -	$ -	$ -	$ -	$ -	$ -
1312	680000916	376.4	$ -	$ -	$ -	$ -	$ -	$ -	$ -	$ -	$ -	$ -	$ -	$ -	$ -
1313	680000916	380.0	$ -	$ -	$ -	$ -	$ -	$ -	$ -	$ -	$ -	$ -	$ -	$ -	$ -
1314	680000917	376.1	$ 125	$ 136	$ 147	$ 158	$ 169	$ 181	$ 192	$ 203	$ 214	$ 225	$ 236	$ 247	$ 259
1315	680000917	376.2	$ 818	$ 893	$ 968	$ 1,043	$ 1,118	$ 1,193	$ 1,269	$ 1,344	$ 1,419	$ 1,494	$ 1,569	$ 1,644	$ 1,719
1316	680000917	376.4	$ 105	$ 115	$ 124	$ 134	$ 143	$ 153	$ 162	$ 172	$ 181	$ 191	$ 201	$ 210	$ 220
1317	680000917	380.0	$ 227	$ 243	$ 258	$ 273	$ 289	$ 304	$ 319	$ 334	$ 350	$ 365	$ 380	$ 396	$ 411
1318	601000918	376.1	$ -	$ -	$ -	$ -	$ -	$ -	$ -	$ -	$ -	$ -	$ -	$ -	$ -
1319	601000918	376.2	$ -	$ -	$ -	$ -	$ -	$ -	$ -	$ -	$ -	$ -	$ -	$ -	$ -
1320	601000918	376.4	$ -	$ -	$ -	$ -	$ -	$ -	$ -	$ -	$ -	$ -	$ -	$ -	$ -
1321	601000918	380.0	$ -	$ -	$ -	$ -	$ -	$ -	$ -	$ -	$ -	$ -	$ -	$ -	$ -
1322	685000919	376.1	$ -	$ -	$ -	$ -	$ -	$ -	$ -	$ -	$ -	$ -	$ -	$ -	$ -
1323	685000919	376.2	$ -	$ -	$ -	$ -	$ -	$ -	$ -	$ -	$ -	$ -	$ -	$ -	$ -
1324	685000919	376.4	$ -	$ -	$ -	$ -	$ -	$ -	$ -	$ -	$ -	$ -	$ -	$ -	$ -
1325	685000919	380.0	$ -	$ -	$ -	$ -	$ -	$ -	$ -	$ -	$ -	$ -	$ -	$ -	$ -
1326	685000921	376.1	$ 117	$ 134	$ 151	$ 168	$ 185	$ 201	$ 218	$ 235	$ 252	$ 268	$ 285	$ 302	$ 319
1327	685000921	376.2	$ 791	$ 904	$ 1,017	$ 1,130	$ 1,243	$ 1,355	$ 1,468	$ 1,581	$ 1,694	$ 1,807	$ 1,920	$ 2,033	$ 2,146
1328	685000921	376.4	$ 100	$ 115	$ 129	$ 143	$ 158	$ 172	$ 186	$ 201	$ 215	$ 229	$ 244	$ 258	$ 272
1329	685000921	380.0	$ 161	$ 184	$ 207	$ 230	$ 253	$ 276	$ 300	$ 323	$ 346	$ 369	$ 392	$ 415	$ 438
1330	680000922	381.0	$ -	$ -	$ -	$ -	$ -	$ -	$ -	$ -	$ -	$ -	$ -	$ -	$ -
1331	610000923	376.1	$ -	$ -	$ -	$ -	$ -	$ -	$ -	$ -	$ -	$ -	$ -	$ -	$ -
1332	610000923	376.2	$ -	$ -	$ -	$ -	$ -	$ -	$ -	$ -	$ -	$ -	$ -	$ -	$ -
1333	610000923	376.4	$ -	$ -	$ -	$ -	$ -	$ -	$ -	$ -	$ -	$ -	$ -	$ -	$ -
1334	685000924	376.1	$ -	$ -	$ -	$ -	$ -	$ -	$ -	$ -	$ -	$ -	$ -	$ -	$ -
1335	685000924	376.2	$ -	$ -	$ -	$ -	$ -	$ -	$ -	$ -	$ -	$ -	$ -	$ -	$ -
1336	685000924	376.4	$ -	$ -	$ -	$ -	$ -	$ -	$ -	$ -	$ -	$ -	$ -	$ -	$ -
1337	621000925	376.1	$ -	$ -	$ -	$ -	$ -	$ -	$ -	$ -	$ -	$ -	$ -	$ -	$ -

Sponsored by NMGC Witness Erik C. Buchanan

WP Plant 6 Accum Res Balances

NEW MEXICO GAS COMPANY, INC.

Accumulated Reserve Account
Base Period - 12 Months Ending March 31, 2023
Future Test Year - 12 Months Ending September 30, 2025

	A	B	AC	AD	AE	AF	AG
1							
2			Balance	Balance	Balance	Balance	Balance
3	Investment Number / Beginning Balance	FERC Account	**5/31/2025**	**6/30/2025**	**7/31/2025**	**8/31/2025**	**9/30/2025**
1292	680000910	376.4	$ -	$ -	$ -	$ -	$ -
1293	633000911	376.1	$ -	$ -	$ -	$ -	$ -
1294	633000911	376.2	$ -	$ -	$ -	$ -	$ -
1295	633000911	376.4	$ -	$ -	$ -	$ -	$ -
1296	633000911	380.0	$ -	$ -	$ -	$ -	$ -
1297	T660000912	367.1	$ -	$ -	$ -	$ -	$ -
1298	T660000912	368.0	$ -	$ -	$ -	$ -	$ -
1299	T660000912	369.0	$ -	$ -	$ -	$ -	$ -
1300	621000913	376.1	$ -	$ -	$ -	$ -	$ -
1301	621000913	376.2	$ -	$ -	$ -	$ -	$ -
1302	621000913	376.4	$ -	$ -	$ -	$ -	$ -
1303	621000913	380.0	$ -	$ -	$ -	$ -	$ -
1304	T610000914	367.1	$ -	$ -	$ -	$ -	$ -
1305	T610000914	368.0	$ -	$ -	$ -	$ -	$ -
1306	T610000914	369.0	$ -	$ -	$ -	$ -	$ -
1307	T680000915	367.1	$ -	$ -	$ -	$ -	$ -
1308	T680000915	368.0	$ -	$ -	$ -	$ -	$ -
1309	T680000915	369.0	$ -	$ -	$ -	$ -	$ -
1310	680000916	376.1	$ -	$ -	$ -	$ -	$ -
1311	680000916	376.2	$ -	$ -	$ -	$ -	$ -
1312	680000916	376.4	$ -	$ -	$ -	$ -	$ -
1313	680000916	380.0	$ -	$ -	$ -	$ -	$ -
1314	680000917	376.1	$ 270	$ 281	$ 292	$ 303	$ 314
1315	680000917	376.2	$ 1,794	$ 1,869	$ 1,945	$ 2,020	$ 2,095
1316	680000917	376.4	$ 229	$ 239	$ 248	$ 258	$ 267
1317	680000917	380.0	$ 426	$ 442	$ 457	$ 472	$ 488
1318	601000918	376.1	$ -	$ -	$ -	$ -	$ -
1319	601000918	376.2	$ -	$ -	$ -	$ -	$ -
1320	601000918	376.4	$ -	$ -	$ -	$ -	$ -
1321	601000918	380.0	$ -	$ -	$ -	$ -	$ -
1322	685000919	376.1	$ -	$ -	$ -	$ -	$ -
1323	685000919	376.2	$ -	$ -	$ -	$ -	$ -
1324	685000919	376.4	$ -	$ -	$ -	$ -	$ -
1325	685000919	380.0	$ -	$ -	$ -	$ -	$ -
1326	685000921	376.1	$ 336	$ 352	$ 369	$ 386	$ 403
1327	685000921	376.2	$ 2,259	$ 2,372	$ 2,485	$ 2,598	$ 2,711
1328	685000921	376.4	$ 287	$ 301	$ 315	$ 330	$ 344
1329	685000921	380.0	$ 461	$ 484	$ 507	$ 530	$ 553
1330	680000922	381.0	$ -	$ -	$ -	$ -	$ -
1331	610000923	376.1	$ -	$ -	$ -	$ -	$ -
1332	610000923	376.2	$ -	$ -	$ -	$ -	$ -
1333	610000923	376.4	$ -	$ -	$ -	$ -	$ -
1334	685000924	376.1	$ -	$ -	$ -	$ -	$ -
1335	685000924	376.2	$ -	$ -	$ -	$ -	$ -
1336	685000924	376.4	$ -	$ -	$ -	$ -	$ -
1337	621000925	376.1	$ -	$ -	$ -	$ -	$ -

Sponsored by NMGC Witness Erik C. Buchanan

WP Plant 6 Accum Res Balances

NEW MEXICO GAS COMPANY, INC.

Accumulated Reserve Account
Base Period - 12 Months Ending March 31, 2023
Future Test Year - 12 Months Ending September 30, 2025

	A	B	C	D	E	F	G	H	I	J	K	L	M	N	O
1			Adjusted Base Period												
2			Balance	Balance	Balance	Balance	Balance	Balance	Balance	Balance	Balance	Balance	Balance	Balance	Balance
3	Investment Number / Beginning Balance	FERC Account	**3/31/2023**	**4/30/2023**	**5/31/2023**	**6/30/2023**	**7/31/2023**	**8/31/2023**	**9/30/2023**	**10/31/2023**	**11/30/2023**	**12/31/2023**	**1/31/2024**	**2/29/2024**	**3/31/2024**
1338	621000925	376.2	$ -	$ -	$ -	$ -	$ -	$ -	$ -	$ -	$ -	$ -	$ -	$ -	$ -
1339	621000925	376.4	$ -	$ -	$ -	$ -	$ -	$ -	$ -	$ -	$ -	$ -	$ -	$ -	$ -
1340	621000925	380.0	$ -	$ -	$ -	$ -	$ -	$ -	$ -	$ -	$ -	$ -	$ -	$ -	$ -
1341	684000926	376.1	$ -	$ -	$ -	$ -	$ 83	$ 166	$ 244	$ 360	$ 475	$ 590	$ 744	$ 897	$ 1,051
1342	684000926	376.2	$ -	$ -	$ -	$ -	$ 507	$ 1,015	$ 1,542	$ 2,318	$ 3,095	$ 3,871	$ 4,905	$ 5,939	$ 6,973
1343	684000926	376.4	$ -	$ -	$ -	$ -	$ 68	$ 136	$ 203	$ 301	$ 400	$ 498	$ 629	$ 760	$ 891
1344	684000926	380.0	$ -	$ -	$ -	$ -	$ 245	$ 490	$ 597	$ 755	$ 914	$ 1,072	$ 1,283	$ 1,494	$ 1,705
1345	680000928	390.0	$ -	$ -	$ -	$ -	$ -	$ -	$ -	$ -	$ -	$ -	$ -	$ -	$ -
1346	610000929	376.1	$ -	$ -	$ -	$ -	$ -	$ -	$ -	$ -	$ -	$ -	$ -	$ -	$ -
1347	610000929	376.2	$ -	$ -	$ -	$ -	$ -	$ -	$ -	$ -	$ -	$ -	$ -	$ -	$ -
1348	610000929	376.4	$ -	$ -	$ -	$ -	$ -	$ -	$ -	$ -	$ -	$ -	$ -	$ -	$ -
1349	610000929	380.0	$ -	$ -	$ -	$ -	$ -	$ -	$ -	$ -	$ -	$ -	$ -	$ -	$ -
1350	601000930	303.3	$ -	$ -	$ -	$ -	$ -	$ -	$ -	$ -	$ -	$ -	$ -	$ -	$ -
1351	684000931	376.1	$ -	$ -	$ -	$ -	$ -	$ -	$ -	$ -	$ -	$ -	$ -	$ -	$ -
1352	684000931	376.2	$ -	$ -	$ -	$ -	$ -	$ -	$ -	$ -	$ -	$ -	$ -	$ -	$ -
1353	684000931	376.4	$ -	$ -	$ -	$ -	$ -	$ -	$ -	$ -	$ -	$ -	$ -	$ -	$ -
1354	684000931	380.0	$ -	$ -	$ -	$ -	$ -	$ -	$ -	$ -	$ -	$ -	$ -	$ -	$ -
1355	684000932	376.1	$ -	$ -	$ -	$ -	$ -	$ -	$ -	$ -	$ -	$ -	$ -	$ -	$ -
1356	684000932	376.2	$ -	$ -	$ -	$ -	$ -	$ -	$ -	$ -	$ -	$ -	$ -	$ -	$ -
1357	684000932	376.4	$ -	$ -	$ -	$ -	$ -	$ -	$ -	$ -	$ -	$ -	$ -	$ -	$ -
1358	684000934	376.1	$ -	$ -	$ -	$ -	$ -	$ -	$ -	$ -	$ -	$ -	$ -	$ -	$ -
1359	684000934	376.2	$ -	$ -	$ -	$ -	$ -	$ -	$ -	$ -	$ -	$ -	$ -	$ -	$ -
1360	684000934	376.4	$ -	$ -	$ -	$ -	$ -	$ -	$ -	$ -	$ -	$ -	$ -	$ -	$ -
1361	T610000935	367.1	$ -	$ -	$ -	$ -	$ -	$ -	$ -	$ -	$ -	$ -	$ -	$ -	$ -
1362	T610000935	368.0	$ -	$ -	$ -	$ -	$ -	$ -	$ -	$ -	$ -	$ -	$ -	$ -	$ -
1363	T610000935	369.0	$ -	$ -	$ -	$ -	$ -	$ -	$ -	$ -	$ -	$ -	$ -	$ -	$ -
1364	622000936	376.1	$ -	$ -	$ -	$ -	$ -	$ -	$ -	$ -	$ -	$ -	$ -	$ -	$ -
1365	622000936	376.2	$ -	$ -	$ -	$ -	$ -	$ -	$ -	$ -	$ -	$ -	$ -	$ -	$ -
1366	622000936	376.4	$ -	$ -	$ -	$ -	$ -	$ -	$ -	$ -	$ -	$ -	$ -	$ -	$ -
1367	622000936	380.0	$ -	$ -	$ -	$ -	$ -	$ -	$ -	$ -	$ -	$ -	$ -	$ -	$ -
1368	632000937	376.1	$ -	$ -	$ -	$ -	$ -	$ -	$ -	$ -	$ -	$ -	$ -	$ -	$ -
1369	632000937	376.2	$ -	$ -	$ -	$ -	$ -	$ -	$ -	$ -	$ -	$ -	$ -	$ -	$ -
1370	632000937	376.4	$ -	$ -	$ -	$ -	$ -	$ -	$ -	$ -	$ -	$ -	$ -	$ -	$ -
1371	632000937	380.0	$ -	$ -	$ -	$ -	$ -	$ -	$ -	$ -	$ -	$ -	$ -	$ -	$ -
1372	632000938	376.1	$ -	$ -	$ -	$ -	$ -	$ -	$ -	$ -	$ -	$ -	$ -	$ -	$ -
1373	632000938	376.2	$ -	$ -	$ -	$ -	$ -	$ -	$ -	$ -	$ -	$ -	$ -	$ -	$ -
1374	632000938	376.4	$ -	$ -	$ -	$ -	$ -	$ -	$ -	$ -	$ -	$ -	$ -	$ -	$ -
1375	632000938	380.0	$ -	$ -	$ -	$ -	$ -	$ -	$ -	$ -	$ -	$ -	$ -	$ -	$ -
1376	625000939	376.1	$ -	$ -	$ -	$ -	$ -	$ -	$ -	$ -	$ -	$ -	$ -	$ -	$ -
1377	625000939	376.2	$ -	$ -	$ -	$ -	$ -	$ -	$ -	$ -	$ -	$ -	$ -	$ -	$ -
1378	625000939	376.4	$ -	$ -	$ -	$ -	$ -	$ -	$ -	$ -	$ -	$ -	$ -	$ -	$ -
1379	625000939	380.0	$ -	$ -	$ -	$ -	$ -	$ -	$ -	$ -	$ -	$ -	$ -	$ -	$ -
1380	601000940	367.1	$ -	$ -	$ -	$ -	$ -	$ -	$ -	$ -	$ -	$ -	$ -	$ -	$ -
1381	601000940	368.0	$ -	$ -	$ -	$ -	$ -	$ -	$ -	$ -	$ -	$ -	$ -	$ -	$ -
1382	601000940	369.0	$ -	$ -	$ -	$ -	$ -	$ -	$ -	$ -	$ -	$ -	$ -	$ -	$ -
1383	633000941	376.1	$ -	$ -	$ -	$ -	$ -	$ -	$ -	$ -	$ -	$ -	$ -	$ -	$ -

Sponsored by NMGC Witness Erik C. Buchanan

WP Plant 6 Accum Res Balances

NEW MEXICO GAS COMPANY, INC.

Accumulated Reserve Account
Base Period - 12 Months Ending March 31, 2023
Future Test Year - 12 Months Ending September 30, 2025

	A	B	P	Q	R	S	T	U	V	W	X	Y	Z	AA	AB
1															
2			Balance	Balance	Balance	Balance	Balance	Balance	Balance	Balance	Balance	Balance	Balance	Balance	Balance
3	Investment Number / Beginning Balance	FERC Account	4/30/2024	5/31/2024	6/30/2024	7/31/2024	8/31/2024	9/30/2024	10/31/2024	11/30/2024	12/31/2024	1/31/2025	2/28/2025	3/31/2025	4/30/2025
1338	621000925	376.2	$ -	$ -	$ -	$ -	$ -	$ -	$ -	$ -	$ -	$ -	$ -	$ -	$ -
1339	621000925	376.4	$ -	$ -	$ -	$ -	$ -	$ -	$ -	$ -	$ -	$ -	$ -	$ -	$ -
1340	621000925	380.0	$ -	$ -	$ -	$ -	$ -	$ -	$ -	$ -	$ -	$ -	$ -	$ -	$ -
1341	684000926	376.1	$ 1,305	$ 1,559	$ 1,814	$ 2,093	$ 2,373	$ 2,653	$ 2,945	$ 3,237	$ 3,530	$ 3,828	$ 4,127	$ 4,426	$ 4,725
1342	684000926	376.2	$ 8,685	$ 10,396	$ 12,108	$ 13,990	$ 15,873	$ 17,755	$ 19,723	$ 21,691	$ 23,660	$ 25,672	$ 27,684	$ 29,696	$ 31,708
1343	684000926	376.4	$ 1,109	$ 1,326	$ 1,543	$ 1,781	$ 2,020	$ 2,259	$ 2,509	$ 2,758	$ 3,008	$ 3,263	$ 3,518	$ 3,773	$ 4,029
1344	684000926	380.0	$ 2,054	$ 2,403	$ 2,752	$ 3,136	$ 3,520	$ 3,904	$ 4,306	$ 4,707	$ 5,108	$ 5,519	$ 5,929	$ 6,340	$ 6,750
1345	680000928	390.0	$ -	$ -	$ -	$ -	$ -	$ -	$ -	$ -	$ -	$ -	$ -	$ -	$ -
1346	610000929	376.1	$ -	$ -	$ -	$ -	$ -	$ -	$ -	$ -	$ -	$ -	$ -	$ -	$ -
1347	610000929	376.2	$ -	$ -	$ -	$ -	$ -	$ -	$ -	$ -	$ -	$ -	$ -	$ -	$ -
1348	610000929	376.4	$ -	$ -	$ -	$ -	$ -	$ -	$ -	$ -	$ -	$ -	$ -	$ -	$ -
1349	610000929	380.0	$ -	$ -	$ -	$ -	$ -	$ -	$ -	$ -	$ -	$ -	$ -	$ -	$ -
1350	601000930	303.3	$ -	$ -	$ -	$ -	$ -	$ -	$ -	$ -	$ -	$ -	$ 44,796	$ 89,591	$ 134,387
1351	684000931	376.1	$ -	$ -	$ -	$ -	$ -	$ -	$ -	$ -	$ -	$ -	$ -	$ -	$ -
1352	684000931	376.2	$ -	$ -	$ -	$ -	$ -	$ -	$ -	$ -	$ -	$ -	$ -	$ -	$ -
1353	684000931	376.4	$ -	$ -	$ -	$ -	$ -	$ -	$ -	$ -	$ -	$ -	$ -	$ -	$ -
1354	684000931	380.0	$ -	$ -	$ -	$ -	$ -	$ -	$ -	$ -	$ -	$ -	$ -	$ -	$ -
1355	684000932	376.1	$ -	$ -	$ -	$ -	$ -	$ -	$ -	$ -	$ -	$ -	$ -	$ -	$ -
1356	684000932	376.2	$ -	$ -	$ -	$ -	$ -	$ -	$ -	$ -	$ -	$ -	$ -	$ -	$ -
1357	684000932	376.4	$ -	$ -	$ -	$ -	$ -	$ -	$ -	$ -	$ -	$ -	$ -	$ -	$ -
1358	684000934	376.1	$ -	$ -	$ -	$ -	$ -	$ -	$ -	$ -	$ -	$ -	$ -	$ -	$ -
1359	684000934	376.2	$ -	$ -	$ -	$ -	$ -	$ -	$ -	$ -	$ -	$ -	$ -	$ -	$ -
1360	684000934	376.4	$ -	$ -	$ -	$ -	$ -	$ -	$ -	$ -	$ -	$ -	$ -	$ -	$ -
1361	T610000935	367.1	$ -	$ -	$ -	$ -	$ -	$ -	$ -	$ -	$ -	$ -	$ -	$ -	$ -
1362	T610000935	368.0	$ -	$ -	$ -	$ -	$ -	$ -	$ -	$ -	$ -	$ -	$ -	$ -	$ -
1363	T610000935	369.0	$ -	$ -	$ -	$ -	$ -	$ -	$ -	$ -	$ -	$ -	$ -	$ -	$ -
1364	622000936	376.1	$ -	$ -	$ -	$ -	$ -	$ -	$ -	$ -	$ -	$ -	$ -	$ -	$ -
1365	622000936	376.2	$ -	$ -	$ -	$ -	$ -	$ -	$ -	$ -	$ -	$ -	$ -	$ -	$ -
1366	622000936	376.4	$ -	$ -	$ -	$ -	$ -	$ -	$ -	$ -	$ -	$ -	$ -	$ -	$ -
1367	622000936	380.0	$ -	$ -	$ -	$ -	$ -	$ -	$ -	$ -	$ -	$ -	$ -	$ -	$ -
1368	632000937	376.1	$ -	$ -	$ -	$ -	$ -	$ -	$ -	$ -	$ -	$ -	$ -	$ -	$ -
1369	632000937	376.2	$ -	$ -	$ -	$ -	$ -	$ -	$ -	$ -	$ -	$ -	$ -	$ -	$ -
1370	632000937	376.4	$ -	$ -	$ -	$ -	$ -	$ -	$ -	$ -	$ -	$ -	$ -	$ -	$ -
1371	632000937	380.0	$ -	$ -	$ -	$ -	$ -	$ -	$ -	$ -	$ -	$ -	$ -	$ -	$ -
1372	632000938	376.1	$ -	$ -	$ -	$ -	$ -	$ -	$ -	$ -	$ -	$ -	$ -	$ -	$ -
1373	632000938	376.2	$ -	$ -	$ -	$ -	$ -	$ -	$ -	$ -	$ -	$ -	$ -	$ -	$ -
1374	632000938	376.4	$ -	$ -	$ -	$ -	$ -	$ -	$ -	$ -	$ -	$ -	$ -	$ -	$ -
1375	632000938	380.0	$ -	$ -	$ -	$ -	$ -	$ -	$ -	$ -	$ -	$ -	$ -	$ -	$ -
1376	625000939	376.1	$ -	$ -	$ -	$ -	$ -	$ -	$ -	$ -	$ -	$ -	$ -	$ -	$ -
1377	625000939	376.2	$ -	$ -	$ -	$ -	$ -	$ -	$ -	$ -	$ -	$ -	$ -	$ -	$ -
1378	625000939	376.4	$ -	$ -	$ -	$ -	$ -	$ -	$ -	$ -	$ -	$ -	$ -	$ -	$ -
1379	625000939	380.0	$ -	$ -	$ -	$ -	$ -	$ -	$ -	$ -	$ -	$ -	$ -	$ -	$ -
1380	601000940	367.1	$ -	$ -	$ -	$ -	$ -	$ -	$ -	$ -	$ -	$ -	$ -	$ -	$ -
1381	601000940	368.0	$ -	$ -	$ -	$ -	$ -	$ -	$ -	$ -	$ -	$ -	$ -	$ -	$ -
1382	601000940	369.0	$ -	$ -	$ -	$ -	$ -	$ -	$ -	$ -	$ -	$ -	$ -	$ -	$ -
1383	633000941	376.1	$ -	$ -	$ -	$ -	$ -	$ -	$ -	$ -	$ -	$ -	$ -	$ -	$ -

Sponsored by NMGC Witness Erik C. Buchanan

WP Plant 6 Accum Res Balances

NEW MEXICO GAS COMPANY, INC.

Accumulated Reserve Account
Base Period - 12 Months Ending March 31, 2023
Future Test Year - 12 Months Ending September 30, 2025

	A	B	AC	AD	AE	AF	AG
1							
2			Balance	Balance	Balance	Balance	Balance
3	Investment Number / Beginning Balance	FERC Account	**5/31/2025**	**6/30/2025**	**7/31/2025**	**8/31/2025**	**9/30/2025**
1338	621000925	376.2	$ -	$ -	$ -	$ -	$ -
1339	621000925	376.4	$ -	$ -	$ -	$ -	$ -
1340	621000925	380.0	$ -	$ -	$ -	$ -	$ -
1341	684000926	376.1	$ 5,024	$ 5,323	$ 5,622	$ 5,921	$ 6,219
1342	684000926	376.2	$ 33,720	$ 35,732	$ 37,744	$ 39,756	$ 41,768
1343	684000926	376.4	$ 4,284	$ 4,539	$ 4,794	$ 5,049	$ 5,305
1344	684000926	380.0	$ 7,160	$ 7,571	$ 7,981	$ 8,392	$ 8,802
1345	680000928	390.0	$ -	$ -	$ -	$ -	$ -
1346	610000929	376.1	$ -	$ -	$ -	$ -	$ -
1347	610000929	376.2	$ -	$ -	$ -	$ -	$ -
1348	610000929	376.4	$ -	$ -	$ -	$ -	$ -
1349	610000929	380.0	$ -	$ -	$ -	$ -	$ -
1350	601000930	303.3	$ 179,183	$ 223,978	$ 268,774	$ 313,570	$ 358,365
1351	684000931	376.1	$ -	$ -	$ -	$ -	$ -
1352	684000931	376.2	$ -	$ -	$ -	$ -	$ -
1353	684000931	376.4	$ -	$ -	$ -	$ -	$ -
1354	684000931	380.0	$ -	$ -	$ -	$ -	$ -
1355	684000932	376.1	$ -	$ -	$ -	$ -	$ -
1356	684000932	376.2	$ -	$ -	$ -	$ -	$ -
1357	684000932	376.4	$ -	$ -	$ -	$ -	$ -
1358	684000934	376.1	$ -	$ -	$ -	$ -	$ -
1359	684000934	376.2	$ -	$ -	$ -	$ -	$ -
1360	684000934	376.4	$ -	$ -	$ -	$ -	$ -
1361	T610000935	367.1	$ -	$ -	$ -	$ -	$ -
1362	T610000935	368.0	$ -	$ -	$ -	$ -	$ -
1363	T610000935	369.0	$ -	$ -	$ -	$ -	$ -
1364	622000936	376.1	$ -	$ -	$ -	$ -	$ -
1365	622000936	376.2	$ -	$ -	$ -	$ -	$ -
1366	622000936	376.4	$ -	$ -	$ -	$ -	$ -
1367	622000936	380.0	$ -	$ -	$ -	$ -	$ -
1368	632000937	376.1	$ -	$ -	$ -	$ -	$ -
1369	632000937	376.2	$ -	$ -	$ -	$ -	$ -
1370	632000937	376.4	$ -	$ -	$ -	$ -	$ -
1371	632000937	380.0	$ -	$ -	$ -	$ -	$ -
1372	632000938	376.1	$ -	$ -	$ -	$ -	$ -
1373	632000938	376.2	$ -	$ -	$ -	$ -	$ -
1374	632000938	376.4	$ -	$ -	$ -	$ -	$ -
1375	632000938	380.0	$ -	$ -	$ -	$ -	$ -
1376	625000939	376.1	$ -	$ -	$ -	$ -	$ -
1377	625000939	376.2	$ -	$ -	$ -	$ -	$ -
1378	625000939	376.4	$ -	$ -	$ -	$ -	$ -
1379	625000939	380.0	$ -	$ -	$ -	$ -	$ -
1380	601000940	367.1	$ -	$ -	$ -	$ -	$ -
1381	601000940	368.0	$ -	$ -	$ -	$ -	$ -
1382	601000940	369.0	$ -	$ -	$ -	$ -	$ -
1383	633000941	376.1	$ -	$ -	$ -	$ -	$ -

Sponsored by NMGC Witness Erik C. Buchanan

NEW MEXICO GAS COMPANY, INC.

Accumulated Reserve Account
Base Period - 12 Months Ending March 31, 2023
Future Test Year - 12 Months Ending September 30, 2025

	A	B	C	D	E	F	G	H	I	J	K	L	M	N	O
1			Adjusted Base Period												
2			Balance	Balance	Balance	Balance	Balance	Balance	Balance	Balance	Balance	Balance	Balance	Balance	Balance
3	Investment Number / Beginning Balance	FERC Account	**3/31/2023**	**4/30/2023**	**5/31/2023**	**6/30/2023**	**7/31/2023**	**8/31/2023**	**9/30/2023**	**10/31/2023**	**11/30/2023**	**12/31/2023**	**1/31/2024**	**2/29/2024**	**3/31/2024**
1384	633000941	376.2	$ -	$ -	$ -	$ -	$ -	$ -	$ -	$ -	$ -	$ -	$ -	$ -	$ -
1385	633000941	376.4	$ -	$ -	$ -	$ -	$ -	$ -	$ -	$ -	$ -	$ -	$ -	$ -	$ -
1386	633000941	380.0	$ -	$ -	$ -	$ -	$ -	$ -	$ -	$ -	$ -	$ -	$ -	$ -	$ -
1387	605000942	376.1	$ -	$ -	$ -	$ -	$ -	$ -	$ -	$ -	$ -	$ -	$ -	$ -	$ -
1388	605000942	376.2	$ -	$ -	$ -	$ -	$ -	$ -	$ -	$ -	$ -	$ -	$ -	$ -	$ -
1389	605000942	376.4	$ -	$ -	$ -	$ -	$ -	$ -	$ -	$ -	$ -	$ -	$ -	$ -	$ -
1390	605000942	380.0	$ -	$ -	$ -	$ -	$ -	$ -	$ -	$ -	$ -	$ -	$ -	$ -	$ -
1391	633000943	376.1	$ -	$ -	$ -	$ -	$ -	$ -	$ -	$ -	$ -	$ -	$ -	$ -	$ -
1392	633000943	376.2	$ -	$ -	$ -	$ -	$ -	$ -	$ -	$ -	$ -	$ -	$ -	$ -	$ -
1393	633000943	376.4	$ -	$ -	$ -	$ -	$ -	$ -	$ -	$ -	$ -	$ -	$ -	$ -	$ -
1394	633000943	380.0	$ -	$ -	$ -	$ -	$ -	$ -	$ -	$ -	$ -	$ -	$ -	$ -	$ -
1395	633000944	376.1	$ -	$ -	$ -	$ -	$ -	$ -	$ -	$ -	$ 2,930	$ 5,860	$ 8,790	$ 11,720	$ 14,651
1396	633000944	376.2	$ -	$ -	$ -	$ -	$ -	$ -	$ -	$ -	$ 2,192	$ 4,384	$ 6,575	$ 8,767	$ 10,959
1397	633000944	376.4	$ -	$ -	$ -	$ -	$ -	$ -	$ -	$ -	$ 2,224	$ 4,448	$ 6,672	$ 8,896	$ 11,120
1398	T610000945	367.1	$ -	$ -	$ -	$ -	$ -	$ -	$ -	$ -	$ -	$ -	$ -	$ -	$ -
1399	T610000945	368.0	$ -	$ -	$ -	$ -	$ -	$ -	$ -	$ -	$ -	$ -	$ -	$ -	$ -
1400	T610000945	369.0	$ -	$ -	$ -	$ -	$ -	$ -	$ -	$ -	$ -	$ -	$ -	$ -	$ -
1401	621000946	376.1	$ -	$ -	$ -	$ -	$ -	$ -	$ -	$ -	$ -	$ -	$ -	$ -	$ -
1402	621000946	376.2	$ -	$ -	$ -	$ -	$ -	$ -	$ -	$ -	$ -	$ -	$ -	$ -	$ -
1403	621000946	376.4	$ -	$ -	$ -	$ -	$ -	$ -	$ -	$ -	$ -	$ -	$ -	$ -	$ -
1404	621000946	380.0	$ -	$ -	$ -	$ -	$ -	$ -	$ -	$ -	$ -	$ -	$ -	$ -	$ -
1405	622000948	376.1	$ -	$ -	$ -	$ -	$ -	$ -	$ -	$ -	$ -	$ -	$ -	$ -	$ -
1406	622000948	376.2	$ -	$ -	$ -	$ -	$ -	$ -	$ -	$ -	$ -	$ -	$ -	$ -	$ -
1407	622000948	376.4	$ -	$ -	$ -	$ -	$ -	$ -	$ -	$ -	$ -	$ -	$ -	$ -	$ -
1408	622000948	380.0	$ -	$ -	$ -	$ -	$ -	$ -	$ -	$ -	$ -	$ -	$ -	$ -	$ -
1409	632000949	376.1	$ -	$ -	$ -	$ -	$ -	$ -	$ -	$ -	$ -	$ -	$ -	$ -	$ -
1410	632000949	376.2	$ -	$ -	$ -	$ -	$ -	$ -	$ -	$ -	$ -	$ -	$ -	$ -	$ -
1411	632000949	376.4	$ -	$ -	$ -	$ -	$ -	$ -	$ -	$ -	$ -	$ -	$ -	$ -	$ -
1412	632000949	380.0	$ -	$ -	$ -	$ -	$ -	$ -	$ -	$ -	$ -	$ -	$ -	$ -	$ -
1413	T660000950	367.1	$ -	$ -	$ -	$ -	$ -	$ -	$ -	$ -	$ -	$ -	$ -	$ -	$ -
1414	T660000950	368.0	$ -	$ -	$ -	$ -	$ -	$ -	$ -	$ -	$ -	$ -	$ -	$ -	$ -
1415	T660000950	369.0	$ -	$ -	$ -	$ -	$ -	$ -	$ -	$ -	$ -	$ -	$ -	$ -	$ -
1416	632000951	376.1	$ -	$ -	$ -	$ 0	$ 0	$ 0	$ 0	$ 0	$ 0	$ 0	$ 0	$ 0	$ 0
1417	632000951	376.2	$ -	$ -	$ -	$ 0	$ 1	$ 1	$ 1	$ 2	$ 2	$ 2	$ 3	$ 3	$ 3
1418	632000951	376.4	$ -	$ -	$ -	$ 0	$ 0	$ 0	$ 0	$ 0	$ 0	$ 0	$ 0	$ 0	$ 0
1419	632000951	380.0	$ -	$ -	$ -	$ 0	$ 0	$ 0	$ 1	$ 1	$ 1	$ 1	$ 1	$ 1	$ 1
1420	633000952	376.1	$ -	$ -	$ 7	$ 14	$ 21	$ 28	$ 34	$ 41	$ 47	$ 54	$ 61	$ 67	$ 74
1421	633000952	376.2	$ -	$ -	$ 43	$ 85	$ 128	$ 170	$ 214	$ 258	$ 303	$ 347	$ 391	$ 435	$ 479
1422	633000952	376.4	$ -	$ -	$ 6	$ 11	$ 17	$ 23	$ 28	$ 34	$ 40	$ 45	$ 51	$ 56	$ 62
1423	633000952	380.0	$ -	$ -	$ 21	$ 41	$ 62	$ 82	$ 91	$ 100	$ 109	$ 118	$ 127	$ 136	$ 145
1424	633000953	376.1	$ -	$ -	$ -	$ -	$ -	$ -	$ -	$ -	$ -	$ -	$ -	$ -	$ -
1425	633000953	376.2	$ -	$ -	$ -	$ -	$ -	$ -	$ -	$ -	$ -	$ -	$ -	$ -	$ -
1426	633000953	376.4	$ -	$ -	$ -	$ -	$ -	$ -	$ -	$ -	$ -	$ -	$ -	$ -	$ -
1427	633000953	380.0	$ -	$ -	$ -	$ -	$ -	$ -	$ -	$ -	$ -	$ -	$ -	$ -	$ -
1428	T610000954	367.1	$ -	$ -	$ -	$ -	$ -	$ -	$ -	$ -	$ -	$ -	$ -	$ -	$ -
1429	T610000954	368.0	$ -	$ -	$ -	$ -	$ -	$ -	$ -	$ -	$ -	$ -	$ -	$ -	$ -

Sponsored by NMGC Witness Erik C. Buchanan

WP Plant 6 Accum Res Balances

NEW MEXICO GAS COMPANY, INC.

Accumulated Reserve Account
Base Period - 12 Months Ending March 31, 2023
Future Test Year - 12 Months Ending September 30, 2025

	A	B	P	Q	R	S	T	U	V	W	X	Y	Z	AA	AB
1															
2			Balance	Balance	Balance	Balance	Balance	Balance	Balance	Balance	Balance	Balance	Balance	Balance	Balance
3	Investment Number / Beginning Balance	FERC Account	4/30/2024	5/31/2024	6/30/2024	7/31/2024	8/31/2024	9/30/2024	10/31/2024	11/30/2024	12/31/2024	1/31/2025	2/28/2025	3/31/2025	4/30/2025
1384	633000941	376.2	$ -	$ -	$ -	$ -	$ -	$ -	$ -	$ -	$ -	$ -	$ -	$ -	$ -
1385	633000941	376.4	$ -	$ -	$ -	$ -	$ -	$ -	$ -	$ -	$ -	$ -	$ -	$ -	$ -
1386	633000941	380.0	$ -	$ -	$ -	$ -	$ -	$ -	$ -	$ -	$ -	$ -	$ -	$ -	$ -
1387	605000942	376.1	$ -	$ -	$ -	$ -	$ -	$ -	$ -	$ -	$ -	$ -	$ -	$ -	$ -
1388	605000942	376.2	$ -	$ -	$ -	$ -	$ -	$ -	$ -	$ -	$ -	$ -	$ -	$ -	$ -
1389	605000942	376.4	$ -	$ -	$ -	$ -	$ -	$ -	$ -	$ -	$ -	$ -	$ -	$ -	$ -
1390	605000942	380.0	$ -	$ -	$ -	$ -	$ -	$ -	$ -	$ -	$ -	$ -	$ -	$ -	$ -
1391	633000943	376.1	$ -	$ -	$ -	$ -	$ -	$ -	$ -	$ -	$ -	$ -	$ -	$ -	$ -
1392	633000943	376.2	$ -	$ -	$ -	$ -	$ -	$ -	$ -	$ -	$ -	$ -	$ -	$ -	$ -
1393	633000943	376.4	$ -	$ -	$ -	$ -	$ -	$ -	$ -	$ -	$ -	$ -	$ -	$ -	$ -
1394	633000943	380.0	$ -	$ -	$ -	$ -	$ -	$ -	$ -	$ -	$ -	$ -	$ -	$ -	$ -
1395	633000944	376.1	$ 17,581	$ 20,511	$ 23,441	$ 26,371	$ 29,301	$ 32,231	$ 35,161	$ 38,092	$ 41,022	$ 43,952	$ 46,882	$ 49,812	$ 52,742
1396	633000944	376.2	$ 13,151	$ 15,342	$ 17,534	$ 19,726	$ 21,918	$ 24,110	$ 26,301	$ 28,493	$ 30,685	$ 32,877	$ 35,068	$ 37,260	$ 39,452
1397	633000944	376.4	$ 13,343	$ 15,567	$ 17,791	$ 20,015	$ 22,239	$ 24,463	$ 26,687	$ 28,911	$ 31,135	$ 33,359	$ 35,582	$ 37,806	$ 40,030
1398	T610000945	367.1	$ -	$ -	$ -	$ -	$ -	$ -	$ -	$ -	$ -	$ -	$ -	$ -	$ -
1399	T610000945	368.0	$ -	$ -	$ -	$ -	$ -	$ -	$ -	$ -	$ -	$ -	$ -	$ -	$ -
1400	T610000945	369.0	$ -	$ -	$ -	$ -	$ -	$ -	$ -	$ -	$ -	$ -	$ -	$ -	$ -
1401	621000946	376.1	$ -	$ -	$ -	$ -	$ -	$ -	$ -	$ -	$ -	$ -	$ -	$ -	$ -
1402	621000946	376.2	$ -	$ -	$ -	$ -	$ -	$ -	$ -	$ -	$ -	$ -	$ -	$ -	$ -
1403	621000946	376.4	$ -	$ -	$ -	$ -	$ -	$ -	$ -	$ -	$ -	$ -	$ -	$ -	$ -
1404	621000946	380.0	$ -	$ -	$ -	$ -	$ -	$ -	$ -	$ -	$ -	$ -	$ -	$ -	$ -
1405	622000948	376.1	$ -	$ -	$ -	$ -	$ -	$ -	$ -	$ -	$ -	$ -	$ -	$ -	$ -
1406	622000948	376.2	$ -	$ -	$ -	$ -	$ -	$ -	$ -	$ -	$ -	$ -	$ -	$ -	$ -
1407	622000948	376.4	$ -	$ -	$ -	$ -	$ -	$ -	$ -	$ -	$ -	$ -	$ -	$ -	$ -
1408	622000948	380.0	$ -	$ -	$ -	$ -	$ -	$ -	$ -	$ -	$ -	$ -	$ -	$ -	$ -
1409	632000949	376.1	$ -	$ -	$ -	$ -	$ -	$ -	$ -	$ -	$ -	$ -	$ -	$ -	$ -
1410	632000949	376.2	$ -	$ -	$ -	$ -	$ -	$ -	$ -	$ -	$ -	$ -	$ -	$ -	$ -
1411	632000949	376.4	$ -	$ -	$ -	$ -	$ -	$ -	$ -	$ -	$ -	$ -	$ -	$ -	$ -
1412	632000949	380.0	$ -	$ -	$ -	$ -	$ -	$ -	$ -	$ -	$ -	$ -	$ -	$ -	$ -
1413	T660000950	367.1	$ -	$ -	$ -	$ -	$ -	$ -	$ -	$ -	$ -	$ -	$ 823	$ 1,647	$ 2,470
1414	T660000950	368.0	$ -	$ -	$ -	$ -	$ -	$ -	$ -	$ -	$ -	$ -	$ 158	$ 316	$ 474
1415	T660000950	369.0	$ -	$ -	$ -	$ -	$ -	$ -	$ -	$ -	$ -	$ -	$ 327	$ 653	$ 980
1416	632000951	376.1	$ 1	$ 1	$ 1	$ 1	$ 1	$ 1	$ 1	$ 1	$ 1	$ 1	$ 1	$ 1	$ 1
1417	632000951	376.2	$ 4	$ 4	$ 4	$ 5	$ 5	$ 5	$ 5	$ 6	$ 6	$ 6	$ 7	$ 7	$ 7
1418	632000951	376.4	$ 0	$ 0	$ 1	$ 1	$ 1	$ 1	$ 1	$ 1	$ 1	$ 1	$ 1	$ 1	$ 1
1419	632000951	380.0	$ 1	$ 1	$ 1	$ 1	$ 1	$ 1	$ 1	$ 1	$ 2	$ 2	$ 2	$ 2	$ 2
1420	633000952	376.1	$ 80	$ 87	$ 93	$ 100	$ 107	$ 113	$ 120	$ 126	$ 133	$ 139	$ 146	$ 152	$ 159
1421	633000952	376.2	$ 523	$ 567	$ 612	$ 656	$ 700	$ 744	$ 788	$ 832	$ 877	$ 921	$ 965	$ 1,009	$ 1,053
1422	633000952	376.4	$ 68	$ 73	$ 79	$ 84	$ 90	$ 96	$ 101	$ 107	$ 112	$ 118	$ 124	$ 129	$ 135
1423	633000952	380.0	$ 154	$ 163	$ 172	$ 181	$ 190	$ 199	$ 208	$ 217	$ 226	$ 235	$ 244	$ 253	$ 262
1424	633000953	376.1	$ -	$ -	$ -	$ -	$ -	$ -	$ -	$ -	$ -	$ -	$ -	$ -	$ -
1425	633000953	376.2	$ -	$ -	$ -	$ -	$ -	$ -	$ -	$ -	$ -	$ -	$ -	$ -	$ -
1426	633000953	376.4	$ -	$ -	$ -	$ -	$ -	$ -	$ -	$ -	$ -	$ -	$ -	$ -	$ -
1427	633000953	380.0	$ -	$ -	$ -	$ -	$ -	$ -	$ -	$ -	$ -	$ -	$ -	$ -	$ -
1428	T610000954	367.1	$ -	$ -	$ -	$ -	$ -	$ -	$ -	$ -	$ -	$ -	$ -	$ -	$ -
1429	T610000954	368.0	$ -	$ -	$ -	$ -	$ -	$ -	$ -	$ -	$ -	$ -	$ -	$ -	$ -

Sponsored by NMGC Witness Erik C. Buchanan

WP Plant 6 Accum Res Balances

NEW MEXICO GAS COMPANY, INC.

Accumulated Reserve Account
Base Period - 12 Months Ending March 31, 2023
Future Test Year - 12 Months Ending September 30, 2025

	A	B	AC	AD	AE	AF	AG
1							
2			Balance	Balance	Balance	Balance	Balance
3	Investment Number / Beginning Balance	FERC Account	**5/31/2025**	**6/30/2025**	**7/31/2025**	**8/31/2025**	**9/30/2025**
1384	633000941	376.2	$ -	$ -	$ -	$ -	$ -
1385	633000941	376.4	$ -	$ -	$ -	$ -	$ -
1386	633000941	380.0	$ -	$ -	$ -	$ -	$ -
1387	605000942	376.1	$ -	$ -	$ -	$ -	$ -
1388	605000942	376.2	$ -	$ -	$ -	$ -	$ -
1389	605000942	376.4	$ -	$ -	$ -	$ -	$ -
1390	605000942	380.0	$ -	$ -	$ -	$ -	$ -
1391	633000943	376.1	$ -	$ -	$ -	$ -	$ -
1392	633000943	376.2	$ -	$ -	$ -	$ -	$ -
1393	633000943	376.4	$ -	$ -	$ -	$ -	$ -
1394	633000943	380.0	$ -	$ -	$ -	$ -	$ -
1395	633000944	376.1	$ 55,672	$ 58,602	$ 61,532	$ 64,463	$ 67,393
1396	633000944	376.2	$ 41,644	$ 43,836	$ 46,027	$ 48,219	$ 50,411
1397	633000944	376.4	$ 42,254	$ 44,478	$ 46,702	$ 48,926	$ 51,150
1398	T610000945	367.1	$ -	$ -	$ -	$ -	$ -
1399	T610000945	368.0	$ -	$ -	$ -	$ -	$ -
1400	T610000945	369.0	$ -	$ -	$ -	$ -	$ -
1401	621000946	376.1	$ -	$ -	$ -	$ -	$ -
1402	621000946	376.2	$ -	$ -	$ -	$ -	$ -
1403	621000946	376.4	$ -	$ -	$ -	$ -	$ -
1404	621000946	380.0	$ -	$ -	$ -	$ -	$ -
1405	622000948	376.1	$ -	$ -	$ -	$ -	$ -
1406	622000948	376.2	$ -	$ -	$ -	$ -	$ -
1407	622000948	376.4	$ -	$ -	$ -	$ -	$ -
1408	622000948	380.0	$ -	$ -	$ -	$ -	$ -
1409	632000949	376.1	$ -	$ -	$ -	$ -	$ -
1410	632000949	376.2	$ -	$ -	$ -	$ -	$ -
1411	632000949	376.4	$ -	$ -	$ -	$ -	$ -
1412	632000949	380.0	$ -	$ -	$ -	$ -	$ -
1413	T660000950	367.1	$ 3,294	$ 4,117	$ 4,941	$ 5,764	$ 6,588
1414	T660000950	368.0	$ 632	$ 790	$ 948	$ 1,106	$ 1,264
1415	T660000950	369.0	$ 1,306	$ 1,633	$ 1,960	$ 2,286	$ 2,613
1416	632000951	376.1	$ 1	$ 1	$ 1	$ 1	$ 1
1417	632000951	376.2	$ 8	$ 8	$ 8	$ 9	$ 9
1418	632000951	376.4	$ 1	$ 1	$ 1	$ 1	$ 1
1419	632000951	380.0	$ 2	$ 2	$ 2	$ 2	$ 2
1420	633000952	376.1	$ 166	$ 172	$ 179	$ 185	$ 192
1421	633000952	376.2	$ 1,097	$ 1,141	$ 1,186	$ 1,230	$ 1,274
1422	633000952	376.4	$ 140	$ 146	$ 152	$ 157	$ 163
1423	633000952	380.0	$ 271	$ 280	$ 289	$ 298	$ 307
1424	633000953	376.1	$ -	$ -	$ -	$ -	$ -
1425	633000953	376.2	$ -	$ -	$ -	$ -	$ -
1426	633000953	376.4	$ -	$ -	$ -	$ -	$ -
1427	633000953	380.0	$ -	$ -	$ -	$ -	$ -
1428	T610000954	367.1	$ -	$ -	$ -	$ -	$ -
1429	T610000954	368.0	$ -	$ -	$ -	$ -	$ -

Sponsored by NMGC Witness Erik C. Buchanan

NEW MEXICO GAS COMPANY, INC.

Accumulated Reserve Account
Base Period - 12 Months Ending March 31, 2023
Future Test Year - 12 Months Ending September 30, 2025

	A	B	C	D	E	F	G	H	I	J	K	L	M	N	O
1			Adjusted Base Period												
2			Balance	Balance	Balance	Balance	Balance	Balance	Balance	Balance	Balance	Balance	Balance	Balance	Balance
3	Investment Number / Beginning Balance	FERC Account	**3/31/2023**	**4/30/2023**	**5/31/2023**	**6/30/2023**	**7/31/2023**	**8/31/2023**	**9/30/2023**	**10/31/2023**	**11/30/2023**	**12/31/2023**	**1/31/2024**	**2/29/2024**	**3/31/2024**
1430	T610000954	369.0	$ -	$ -	$ -	$ -	$ -	$ -	$ -	$ -	$ -	$ -	$ -	$ -	$ -
1431	633000955	376.1	$ -	$ -	$ -	$ -	$ -	$ -	$ -	$ -	$ -	$ -	$ -	$ -	$ -
1432	633000955	376.2	$ -	$ -	$ -	$ -	$ -	$ -	$ -	$ -	$ -	$ -	$ -	$ -	$ -
1433	633000955	376.4	$ -	$ -	$ -	$ -	$ -	$ -	$ -	$ -	$ -	$ -	$ -	$ -	$ -
1434	601000956	391.2	$ -	$ -	$ -	$ -	$ -	$ -	$ -	$ -	$ -	$ -	$ -	$ -	$ -
1435	601000956	397.0	$ -	$ -	$ -	$ -	$ -	$ -	$ -	$ -	$ -	$ -	$ -	$ -	$ -
1436	601000956	398.0	$ -	$ -	$ -	$ -	$ -	$ -	$ -	$ -	$ -	$ -	$ -	$ -	$ -
1437	620000957	376.1	$ -	$ -	$ -	$ -	$ -	$ -	$ -	$ -	$ -	$ -	$ -	$ -	$ -
1438	620000957	376.2	$ -	$ -	$ -	$ -	$ -	$ -	$ -	$ -	$ -	$ -	$ -	$ -	$ -
1439	620000957	376.4	$ -	$ -	$ -	$ -	$ -	$ -	$ -	$ -	$ -	$ -	$ -	$ -	$ -
1440	620000957	380.0	$ -	$ -	$ -	$ -	$ -	$ -	$ -	$ -	$ -	$ -	$ -	$ -	$ -
1441	611000958	376.2	$ -	$ -	$ -	$ -	$ -	$ -	$ -	$ -	$ -	$ -	$ -	$ -	$ -
1442	601000959	303.3	$ -	$ -	$ -	$ -	$ -	$ -	$ -	$ -	$ -	$ -	$ -	$ -	$ -
1443	601000960	303.3	$ -	$ -	$ -	$ 5,312	$ 10,624	$ 15,936	$ 21,248	$ 26,559	$ 31,871	$ 37,183	$ 42,495	$ 47,807	$ 53,119
1444	610000961	376.1	$ -	$ -	$ -	$ -	$ -	$ -	$ -	$ -	$ -	$ -	$ -	$ -	$ -
1445	610000961	376.2	$ -	$ -	$ -	$ -	$ -	$ -	$ -	$ -	$ -	$ -	$ -	$ -	$ -
1446	610000961	376.4	$ -	$ -	$ -	$ -	$ -	$ -	$ -	$ -	$ -	$ -	$ -	$ -	$ -
1447	610000961	380.0	$ -	$ -	$ -	$ -	$ -	$ -	$ -	$ -	$ -	$ -	$ -	$ -	$ -
1448	610000962	376.1	$ -	$ -	$ -	$ -	$ -	$ -	$ -	$ -	$ -	$ -	$ -	$ -	$ -
1449	610000962	376.2	$ -	$ -	$ -	$ -	$ -	$ -	$ -	$ -	$ -	$ -	$ -	$ -	$ -
1450	610000962	376.4	$ -	$ -	$ -	$ -	$ -	$ -	$ -	$ -	$ -	$ -	$ -	$ -	$ -
1451	610000962	380.0	$ -	$ -	$ -	$ -	$ -	$ -	$ -	$ -	$ -	$ -	$ -	$ -	$ -
1452	610000963	376.1	$ -	$ -	$ -	$ -	$ -	$ -	$ -	$ -	$ -	$ -	$ -	$ -	$ -
1453	610000963	376.2	$ -	$ -	$ -	$ -	$ -	$ -	$ -	$ -	$ -	$ -	$ -	$ -	$ -
1454	610000963	376.4	$ -	$ -	$ -	$ -	$ -	$ -	$ -	$ -	$ -	$ -	$ -	$ -	$ -
1455	610000963	380.0	$ -	$ -	$ -	$ -	$ -	$ -	$ -	$ -	$ -	$ -	$ -	$ -	$ -
1456	610000964	376.1	$ -	$ -	$ -	$ -	$ -	$ -	$ -	$ -	$ -	$ -	$ -	$ -	$ -
1457	610000964	376.2	$ -	$ -	$ -	$ -	$ -	$ -	$ -	$ -	$ -	$ -	$ -	$ -	$ -
1458	610000964	376.4	$ -	$ -	$ -	$ -	$ -	$ -	$ -	$ -	$ -	$ -	$ -	$ -	$ -
1459	610000964	380.0	$ -	$ -	$ -	$ -	$ -	$ -	$ -	$ -	$ -	$ -	$ -	$ -	$ -
1460	610000965	376.1	$ -	$ -	$ -	$ -	$ -	$ -	$ -	$ -	$ -	$ -	$ -	$ -	$ -
1461	610000965	376.2	$ -	$ -	$ -	$ -	$ -	$ -	$ -	$ -	$ -	$ -	$ -	$ -	$ -
1462	610000965	376.4	$ -	$ -	$ -	$ -	$ -	$ -	$ -	$ -	$ -	$ -	$ -	$ -	$ -
1463	610000965	380.0	$ -	$ -	$ -	$ -	$ -	$ -	$ -	$ -	$ -	$ -	$ -	$ -	$ -
1464	620000966	376.1	$ -	$ -	$ -	$ -	$ -	$ -	$ -	$ -	$ -	$ -	$ -	$ -	$ -
1465	620000966	376.2	$ -	$ -	$ -	$ -	$ -	$ -	$ -	$ -	$ -	$ -	$ -	$ -	$ -
1466	620000966	376.4	$ -	$ -	$ -	$ -	$ -	$ -	$ -	$ -	$ -	$ -	$ -	$ -	$ -
1467	620000966	380.0	$ -	$ -	$ -	$ -	$ -	$ -	$ -	$ -	$ -	$ -	$ -	$ -	$ -
1468	620000967	376.1	$ -	$ -	$ -	$ -	$ -	$ -	$ -	$ -	$ -	$ -	$ -	$ -	$ -
1469	620000967	376.2	$ -	$ -	$ -	$ -	$ -	$ -	$ -	$ -	$ -	$ -	$ -	$ -	$ -
1470	620000967	376.4	$ -	$ -	$ -	$ -	$ -	$ -	$ -	$ -	$ -	$ -	$ -	$ -	$ -
1471	620000967	380.0	$ -	$ -	$ -	$ -	$ -	$ -	$ -	$ -	$ -	$ -	$ -	$ -	$ -
1472	610000968	376.1	$ -	$ -	$ -	$ -	$ -	$ -	$ -	$ -	$ -	$ -	$ -	$ -	$ -
1473	610000968	376.2	$ -	$ -	$ -	$ -	$ -	$ -	$ -	$ -	$ -	$ -	$ -	$ -	$ -
1474	610000968	376.4	$ -	$ -	$ -	$ -	$ -	$ -	$ -	$ -	$ -	$ -	$ -	$ -	$ -
1475	610000968	380.0	$ -	$ -	$ -	$ -	$ -	$ -	$ -	$ -	$ -	$ -	$ -	$ -	$ -

Sponsored by NMGC Witness Erik C. Buchanan

WP Plant 6 Accum Res Balances

NEW MEXICO GAS COMPANY, INC.

Accumulated Reserve Account
Base Period - 12 Months Ending March 31, 2023
Future Test Year - 12 Months Ending September 30, 2025

	A	B	P	Q	R	S	T	U	V	W	X	Y	Z	AA	AB
1															
2			Balance	Balance	Balance	Balance	Balance	Balance	Balance	Balance	Balance	Balance	Balance	Balance	Balance
3	Investment Number / Beginning Balance	FERC Account	4/30/2024	5/31/2024	6/30/2024	7/31/2024	8/31/2024	9/30/2024	10/31/2024	11/30/2024	12/31/2024	1/31/2025	2/28/2025	3/31/2025	4/30/2025
1430	T610000954	369.0	$ -	$ -	$ -	$ -	$ -	$ -	$ -	$ -	$ -	$ -	$ -	$ -	$ -
1431	633000955	376.1	$ -	$ -	$ -	$ -	$ -	$ 1,731	$ 3,462	$ 5,193	$ 6,924	$ 8,655	$ 10,386	$ 12,117	$ 13,848
1432	633000955	376.2	$ -	$ -	$ -	$ -	$ -	$ 1,295	$ 2,590	$ 3,884	$ 5,179	$ 6,474	$ 7,769	$ 9,064	$ 10,359
1433	633000955	376.4	$ -	$ -	$ -	$ -	$ -	$ 1,314	$ 2,628	$ 3,941	$ 5,255	$ 6,569	$ 7,883	$ 9,197	$ 10,510
1434	601000956	391.2	$ -	$ -	$ -	$ -	$ -	$ -	$ -	$ -	$ -	$ -	$ -	$ -	$ -
1435	601000956	397.0	$ -	$ -	$ -	$ -	$ -	$ -	$ -	$ -	$ -	$ -	$ -	$ -	$ -
1436	601000956	398.0	$ -	$ -	$ -	$ -	$ -	$ -	$ -	$ -	$ -	$ -	$ -	$ -	$ -
1437	620000957	376.1	$ -	$ -	$ -	$ -	$ -	$ -	$ -	$ -	$ -	$ -	$ -	$ -	$ -
1438	620000957	376.2	$ -	$ -	$ -	$ -	$ -	$ -	$ -	$ -	$ -	$ -	$ -	$ -	$ -
1439	620000957	376.4	$ -	$ -	$ -	$ -	$ -	$ -	$ -	$ -	$ -	$ -	$ -	$ -	$ -
1440	620000957	380.0	$ -	$ -	$ -	$ -	$ -	$ -	$ -	$ -	$ -	$ -	$ -	$ -	$ -
1441	611000958	376.2	$ -	$ -	$ -	$ -	$ -	$ -	$ -	$ -	$ -	$ -	$ -	$ -	$ -
1442	601000959	303.3	$ -	$ -	$ -	$ -	$ -	$ -	$ -	$ -	$ -	$ -	$ -	$ -	$ -
1443	601000960	303.3	$ 58,431	$ 63,743	$ 69,055	$ 74,367	$ 79,678	$ 84,990	$ 90,302	$ 95,614	$ 100,926	$ 106,238	$ 111,550	$ 116,862	$ 122,174
1444	610000961	376.1	$ -	$ -	$ -	$ -	$ -	$ -	$ -	$ -	$ -	$ -	$ -	$ -	$ -
1445	610000961	376.2	$ -	$ -	$ -	$ -	$ -	$ -	$ -	$ -	$ -	$ -	$ -	$ -	$ -
1446	610000961	376.4	$ -	$ -	$ -	$ -	$ -	$ -	$ -	$ -	$ -	$ -	$ -	$ -	$ -
1447	610000961	380.0	$ -	$ -	$ -	$ -	$ -	$ -	$ -	$ -	$ -	$ -	$ -	$ -	$ -
1448	610000962	376.1	$ -	$ -	$ -	$ -	$ -	$ -	$ -	$ -	$ -	$ -	$ -	$ -	$ -
1449	610000962	376.2	$ -	$ -	$ -	$ -	$ -	$ -	$ -	$ -	$ -	$ -	$ -	$ -	$ -
1450	610000962	376.4	$ -	$ -	$ -	$ -	$ -	$ -	$ -	$ -	$ -	$ -	$ -	$ -	$ -
1451	610000962	380.0	$ -	$ -	$ -	$ -	$ -	$ -	$ -	$ -	$ -	$ -	$ -	$ -	$ -
1452	610000963	376.1	$ -	$ -	$ -	$ -	$ -	$ -	$ -	$ -	$ 26	$ 52	$ 78	$ 104	$ 130
1453	610000963	376.2	$ -	$ -	$ -	$ -	$ -	$ -	$ -	$ -	$ 175	$ 350	$ 525	$ 700	$ 875
1454	610000963	376.4	$ -	$ -	$ -	$ -	$ -	$ -	$ -	$ -	$ 22	$ 44	$ 67	$ 89	$ 111
1455	610000963	380.0	$ -	$ -	$ -	$ -	$ -	$ -	$ -	$ -	$ 36	$ 71	$ 107	$ 143	$ 178
1456	610000964	376.1	$ -	$ -	$ -	$ -	$ -	$ -	$ -	$ -	$ -	$ -	$ -	$ -	$ -
1457	610000964	376.2	$ -	$ -	$ -	$ -	$ -	$ -	$ -	$ -	$ -	$ -	$ -	$ -	$ -
1458	610000964	376.4	$ -	$ -	$ -	$ -	$ -	$ -	$ -	$ -	$ -	$ -	$ -	$ -	$ -
1459	610000964	380.0	$ -	$ -	$ -	$ -	$ -	$ -	$ -	$ -	$ -	$ -	$ -	$ -	$ -
1460	610000965	376.1	$ -	$ -	$ -	$ -	$ -	$ -	$ -	$ -	$ -	$ -	$ -	$ -	$ -
1461	610000965	376.2	$ -	$ -	$ -	$ -	$ -	$ -	$ -	$ -	$ -	$ -	$ -	$ -	$ -
1462	610000965	376.4	$ -	$ -	$ -	$ -	$ -	$ -	$ -	$ -	$ -	$ -	$ -	$ -	$ -
1463	610000965	380.0	$ -	$ -	$ -	$ -	$ -	$ -	$ -	$ -	$ -	$ -	$ -	$ -	$ -
1464	620000966	376.1	$ -	$ -	$ -	$ -	$ -	$ -	$ -	$ -	$ -	$ -	$ -	$ -	$ -
1465	620000966	376.2	$ -	$ -	$ -	$ -	$ -	$ -	$ -	$ -	$ -	$ -	$ -	$ -	$ -
1466	620000966	376.4	$ -	$ -	$ -	$ -	$ -	$ -	$ -	$ -	$ -	$ -	$ -	$ -	$ -
1467	620000966	380.0	$ -	$ -	$ -	$ -	$ -	$ -	$ -	$ -	$ -	$ -	$ -	$ -	$ -
1468	620000967	376.1	$ -	$ -	$ -	$ -	$ -	$ -	$ -	$ -	$ -	$ -	$ -	$ -	$ -
1469	620000967	376.2	$ -	$ -	$ -	$ -	$ -	$ -	$ -	$ -	$ -	$ -	$ -	$ -	$ -
1470	620000967	376.4	$ -	$ -	$ -	$ -	$ -	$ -	$ -	$ -	$ -	$ -	$ -	$ -	$ -
1471	620000967	380.0	$ -	$ -	$ -	$ -	$ -	$ -	$ -	$ -	$ -	$ -	$ -	$ -	$ -
1472	610000968	376.1	$ -	$ -	$ -	$ -	$ -	$ -	$ -	$ -	$ -	$ -	$ -	$ -	$ -
1473	610000968	376.2	$ -	$ -	$ -	$ -	$ -	$ -	$ -	$ -	$ -	$ -	$ -	$ -	$ -
1474	610000968	376.4	$ -	$ -	$ -	$ -	$ -	$ -	$ -	$ -	$ -	$ -	$ -	$ -	$ -
1475	610000968	380.0	$ -	$ -	$ -	$ -	$ -	$ -	$ -	$ -	$ -	$ -	$ -	$ -	$ -

Sponsored by NMGC Witness Erik C. Buchanan

WP Plant 6 Accum Res Balances

NEW MEXICO GAS COMPANY, INC.

Accumulated Reserve Account
Base Period - 12 Months Ending March 31, 2023
Future Test Year - 12 Months Ending September 30, 2025

	A	B	AC	AD	AE	AF	AG
1							
2			Balance	Balance	Balance	Balance	Balance
3	Investment Number / Beginning Balance	FERC Account	**5/31/2025**	**6/30/2025**	**7/31/2025**	**8/31/2025**	**9/30/2025**
1430	T610000954	369.0	$ -	$ -	$ -	$ -	$ -
1431	633000955	376.1	$ 15,579	$ 17,310	$ 19,041	$ 20,772	$ 22,503
1432	633000955	376.2	$ 11,653	$ 12,948	$ 14,243	$ 15,538	$ 16,833
1433	633000955	376.4	$ 11,824	$ 13,138	$ 14,452	$ 15,766	$ 17,080
1434	601000956	391.2	$ -	$ -	$ -	$ -	$ -
1435	601000956	397.0	$ -	$ -	$ -	$ -	$ -
1436	601000956	398.0	$ -	$ -	$ -	$ -	$ -
1437	620000957	376.1	$ -	$ -	$ -	$ -	$ -
1438	620000957	376.2	$ -	$ -	$ -	$ -	$ -
1439	620000957	376.4	$ -	$ -	$ -	$ -	$ -
1440	620000957	380.0	$ -	$ -	$ -	$ -	$ -
1441	611000958	376.2	$ -	$ -	$ -	$ -	$ -
1442	601000959	303.3	$ -	$ -	$ -	$ -	$ -
1443	601000960	303.3	$ 127,485	$ 132,797	$ 138,109	$ 143,421	$ 148,733
1444	610000961	376.1	$ -	$ -	$ -	$ -	$ -
1445	610000961	376.2	$ -	$ -	$ -	$ -	$ -
1446	610000961	376.4	$ -	$ -	$ -	$ -	$ -
1447	610000961	380.0	$ -	$ -	$ -	$ -	$ -
1448	610000962	376.1	$ -	$ -	$ -	$ -	$ 83
1449	610000962	376.2	$ -	$ -	$ -	$ -	$ 558
1450	610000962	376.4	$ -	$ -	$ -	$ -	$ 71
1451	610000962	380.0	$ -	$ -	$ -	$ -	$ 114
1452	610000963	376.1	$ 156	$ 182	$ 208	$ 234	$ 260
1453	610000963	376.2	$ 1,050	$ 1,225	$ 1,400	$ 1,574	$ 1,749
1454	610000963	376.4	$ 133	$ 155	$ 178	$ 200	$ 222
1455	610000963	380.0	$ 214	$ 250	$ 285	$ 321	$ 357
1456	610000964	376.1	$ -	$ -	$ -	$ -	$ -
1457	610000964	376.2	$ -	$ -	$ -	$ -	$ -
1458	610000964	376.4	$ -	$ -	$ -	$ -	$ -
1459	610000964	380.0	$ -	$ -	$ -	$ -	$ -
1460	610000965	376.1	$ -	$ -	$ -	$ -	$ -
1461	610000965	376.2	$ -	$ -	$ -	$ -	$ -
1462	610000965	376.4	$ -	$ -	$ -	$ -	$ -
1463	610000965	380.0	$ -	$ -	$ -	$ -	$ -
1464	620000966	376.1	$ -	$ -	$ -	$ -	$ -
1465	620000966	376.2	$ -	$ -	$ -	$ -	$ -
1466	620000966	376.4	$ -	$ -	$ -	$ -	$ -
1467	620000966	380.0	$ -	$ -	$ -	$ -	$ -
1468	620000967	376.1	$ -	$ -	$ -	$ -	$ -
1469	620000967	376.2	$ -	$ -	$ -	$ -	$ -
1470	620000967	376.4	$ -	$ -	$ -	$ -	$ -
1471	620000967	380.0	$ -	$ -	$ -	$ -	$ -
1472	610000968	376.1	$ -	$ -	$ -	$ -	$ -
1473	610000968	376.2	$ -	$ -	$ -	$ -	$ -
1474	610000968	376.4	$ -	$ -	$ -	$ -	$ -
1475	610000968	380.0	$ -	$ -	$ -	$ -	$ -

Sponsored by NMGC Witness Erik C. Buchanan

WP Plant 6 Accum Res Balances

NEW MEXICO GAS COMPANY, INC.

Accumulated Reserve Account
Base Period - 12 Months Ending March 31, 2023
Future Test Year - 12 Months Ending September 30, 2025

	A	B	C	D	E	F	G	H	I	J	K	L	M	N	O
1			Adjusted Base Period												
2			Balance	Balance	Balance	Balance	Balance	Balance	Balance	Balance	Balance	Balance	Balance	Balance	Balance
3	Investment Number / Beginning Balance	FERC Account	**3/31/2023**	**4/30/2023**	**5/31/2023**	**6/30/2023**	**7/31/2023**	**8/31/2023**	**9/30/2023**	**10/31/2023**	**11/30/2023**	**12/31/2023**	**1/31/2024**	**2/29/2024**	**3/31/2024**
1476	625000969	376.1	$ -	$ -	$ 2	$ 3	$ 5	$ 6	$ 8	$ 10	$ 11	$ 13	$ 14	$ 16	$ 17
1477	625000969	376.2	$ -	$ -	$ 10	$ 20	$ 30	$ 40	$ 50	$ 60	$ 71	$ 81	$ 91	$ 101	$ 112
1478	625000969	376.4	$ -	$ -	$ 1	$ 3	$ 4	$ 5	$ 7	$ 8	$ 9	$ 11	$ 12	$ 13	$ 14
1479	625000969	380.0	$ -	$ -	$ 5	$ 10	$ 14	$ 19	$ 21	$ 23	$ 25	$ 28	$ 30	$ 32	$ 34
1480	T626000971	376.1	$ -	$ -	$ -	$ -	$ -	$ -	$ -	$ -	$ -	$ -	$ -	$ -	$ -
1481	T626000971	376.2	$ -	$ -	$ -	$ -	$ -	$ -	$ -	$ -	$ -	$ -	$ -	$ -	$ -
1482	T626000971	376.4	$ -	$ -	$ -	$ -	$ -	$ -	$ -	$ -	$ -	$ -	$ -	$ -	$ -
1483	T626000971	380.0	$ -	$ -	$ -	$ -	$ -	$ -	$ -	$ -	$ -	$ -	$ -	$ -	$ -
1484	660000975	376.1	$ -	$ -	$ -	$ -	$ -	$ -	$ -	$ -	$ -	$ -	$ -	$ -	$ -
1485	660000975	376.2	$ -	$ -	$ -	$ -	$ -	$ -	$ -	$ -	$ -	$ -	$ -	$ -	$ -
1486	660000975	376.4	$ -	$ -	$ -	$ -	$ -	$ -	$ -	$ -	$ -	$ -	$ -	$ -	$ -
1487	660000975	380.0	$ -	$ -	$ -	$ -	$ -	$ -	$ -	$ -	$ -	$ -	$ -	$ -	$ -
1488	T626000976	367.1	$ -	$ -	$ -	$ -	$ -	$ -	$ -	$ -	$ -	$ -	$ -	$ -	$ -
1489	T626000976	368.0	$ -	$ -	$ -	$ -	$ -	$ -	$ -	$ -	$ -	$ -	$ -	$ -	$ -
1490	T626000976	369.0	$ -	$ -	$ -	$ -	$ -	$ -	$ -	$ -	$ -	$ -	$ -	$ -	$ -
1491	601000977	392.0	$ -	$ -	$ -	$ -	$ -	$ -	$ -	$ -	$ -	$ -	$ -	$ -	$ -
1492	601000977	392.1	$ -	$ -	$ -	$ -	$ -	$ -	$ -	$ -	$ -	$ -	$ -	$ -	$ -
1493	601000977	392.2	$ -	$ -	$ -	$ -	$ -	$ -	$ -	$ -	$ -	$ -	$ -	$ -	$ -
1494	601000977	392.3	$ -	$ -	$ -	$ -	$ -	$ -	$ -	$ -	$ -	$ -	$ -	$ -	$ -
1495	626000978	376.1	$ -	$ -	$ -	$ -	$ -	$ -	$ -	$ -	$ -	$ -	$ -	$ -	$ -
1496	626000978	376.2	$ -	$ -	$ -	$ -	$ -	$ -	$ -	$ -	$ -	$ -	$ -	$ -	$ -
1497	626000978	376.4	$ -	$ -	$ -	$ -	$ -	$ -	$ -	$ -	$ -	$ -	$ -	$ -	$ -
1498	601000979	393.0	$ -	$ -	$ -	$ -	$ -	$ -	$ -	$ -	$ -	$ -	$ -	$ -	$ -
1499	601000979	396.0	$ -	$ -	$ -	$ -	$ -	$ -	$ -	$ -	$ -	$ -	$ -	$ -	$ -
1500	660000980	376.1	$ -	$ -	$ -	$ -	$ -	$ -	$ -	$ -	$ -	$ -	$ -	$ -	$ -
1501	660000980	376.2	$ -	$ -	$ -	$ -	$ -	$ -	$ -	$ -	$ -	$ -	$ -	$ -	$ -
1502	660000980	376.4	$ -	$ -	$ -	$ -	$ -	$ -	$ -	$ -	$ -	$ -	$ -	$ -	$ -
1503	660000980	380.0	$ -	$ -	$ -	$ -	$ -	$ -	$ -	$ -	$ -	$ -	$ -	$ -	$ -
1504	T680000981	368.0	$ -	$ -	$ -	$ -	$ -	$ -	$ -	$ -	$ -	$ -	$ -	$ -	$ -
1505	T680000981	369.0	$ -	$ -	$ -	$ -	$ -	$ -	$ -	$ -	$ -	$ -	$ -	$ -	$ -
1506	660000982	376.1	$ -	$ -	$ -	$ -	$ -	$ -	$ -	$ -	$ -	$ -	$ -	$ -	$ -
1507	660000982	376.2	$ -	$ -	$ -	$ -	$ -	$ -	$ -	$ -	$ -	$ -	$ -	$ -	$ -
1508	660000982	376.4	$ -	$ -	$ -	$ -	$ -	$ -	$ -	$ -	$ -	$ -	$ -	$ -	$ -
1509	660000982	380.0	$ -	$ -	$ -	$ -	$ -	$ -	$ -	$ -	$ -	$ -	$ -	$ -	$ -
1510	660000983	376.1	$ -	$ -	$ -	$ -	$ -	$ -	$ -	$ -	$ -	$ -	$ -	$ -	$ -
1511	660000983	376.2	$ -	$ -	$ -	$ -	$ -	$ -	$ -	$ -	$ -	$ -	$ -	$ -	$ -
1512	660000983	376.4	$ -	$ -	$ -	$ -	$ -	$ -	$ -	$ -	$ -	$ -	$ -	$ -	$ -
1513	660000983	380.0	$ -	$ -	$ -	$ -	$ -	$ -	$ -	$ -	$ -	$ -	$ -	$ -	$ -
1514	T680000984	368.0	$ -	$ -	$ -	$ -	$ -	$ -	$ -	$ -	$ -	$ -	$ -	$ -	$ -
1515	T680000984	369.0	$ -	$ -	$ -	$ -	$ -	$ -	$ -	$ -	$ -	$ -	$ -	$ -	$ -
1516	601000985	392.0	$ -	$ -	$ -	$ -	$ 2,957	$ 5,914	$ 10,862	$ 17,304	$ 23,746	$ 30,189	$ 38,648	$ 47,107	$ 55,566
1517	601000985	392.1	$ -	$ -	$ -	$ -	$ 1,272	$ 2,545	$ 3,298	$ 4,279	$ 5,260	$ 6,241	$ 7,530	$ 8,818	$ 10,106
1518	601000985	392.2	$ -	$ -	$ -	$ -	$ 1,066	$ 2,131	$ 2,789	$ 3,645	$ 4,501	$ 5,358	$ 6,482	$ 7,606	$ 8,730
1519	601000985	392.3	$ -	$ -	$ -	$ -	$ 1,924	$ 3,848	$ 5,965	$ 8,722	$ 11,479	$ 14,235	$ 17,855	$ 21,475	$ 25,094
1520	601000986	393.0	$ -	$ -	$ -	$ -	$ 563	$ 1,126	$ 1,689	$ 2,417	$ 3,145	$ 3,874	$ 4,723	$ 5,572	$ 6,421
1521	601000986	396.0	$ -	$ -	$ -	$ -	$ 3,369	$ 6,737	$ 9,613	$ 13,332	$ 17,052	$ 20,771	$ 25,107	$ 29,444	$ 33,780

Sponsored by NMGC Witness Erik C. Buchanan

WP Plant 6 Accum Res Balances

NEW MEXICO GAS COMPANY, INC.

Accumulated Reserve Account
Base Period - 12 Months Ending March 31, 2023
Future Test Year - 12 Months Ending September 30, 2025

	A	B	P	Q	R	S	T	U	V	W	X	Y	Z	AA	AB
1															
2			Balance	Balance	Balance	Balance	Balance	Balance	Balance	Balance	Balance	Balance	Balance	Balance	Balance
3	Investment Number / Beginning Balance	FERC Account	4/30/2024	5/31/2024	6/30/2024	7/31/2024	8/31/2024	9/30/2024	10/31/2024	11/30/2024	12/31/2024	1/31/2025	2/28/2025	3/31/2025	4/30/2025
1476	625000969	376.1	$ 19	$ 20	$ 22	$ 23	$ 25	$ 26	$ 28	$ 29	$ 31	$ 32	$ 34	$ 36	$ 37
1477	625000969	376.2	$ 122	$ 132	$ 143	$ 153	$ 163	$ 174	$ 184	$ 194	$ 204	$ 215	$ 225	$ 235	$ 246
1478	625000969	376.4	$ 16	$ 17	$ 18	$ 20	$ 21	$ 22	$ 24	$ 25	$ 26	$ 28	$ 29	$ 30	$ 31
1479	625000969	380.0	$ 36	$ 38	$ 40	$ 42	$ 44	$ 46	$ 49	$ 51	$ 53	$ 55	$ 57	$ 59	$ 61
1480	T626000971	376.1	$ -	$ -	$ -	$ -	$ -	$ -	$ -	$ -	$ -	$ -	$ -	$ -	$ -
1481	T626000971	376.2	$ -	$ -	$ -	$ -	$ -	$ -	$ -	$ -	$ -	$ -	$ -	$ -	$ -
1482	T626000971	376.4	$ -	$ -	$ -	$ -	$ -	$ -	$ -	$ -	$ -	$ -	$ -	$ -	$ -
1483	T626000971	380.0	$ -	$ -	$ -	$ -	$ -	$ -	$ -	$ -	$ -	$ -	$ -	$ -	$ -
1484	660000975	376.1	$ -	$ -	$ -	$ -	$ -	$ -	$ -	$ -	$ -	$ -	$ -	$ -	$ -
1485	660000975	376.2	$ -	$ -	$ -	$ -	$ -	$ -	$ -	$ -	$ -	$ -	$ -	$ -	$ -
1486	660000975	376.4	$ -	$ -	$ -	$ -	$ -	$ -	$ -	$ -	$ -	$ -	$ -	$ -	$ -
1487	660000975	380.0	$ -	$ -	$ -	$ -	$ -	$ -	$ -	$ -	$ -	$ -	$ -	$ -	$ -
1488	T626000976	367.1	$ -	$ -	$ -	$ -	$ -	$ -	$ -	$ -	$ -	$ -	$ -	$ -	$ -
1489	T626000976	368.0	$ -	$ -	$ -	$ -	$ -	$ -	$ -	$ -	$ -	$ -	$ -	$ -	$ -
1490	T626000976	369.0	$ -	$ -	$ -	$ -	$ -	$ -	$ -	$ -	$ -	$ -	$ -	$ -	$ -
1491	601000977	392.0	$ -	$ -	$ -	$ -	$ -	$ -	$ -	$ -	$ -	$ -	$ -	$ -	$ -
1492	601000977	392.1	$ -	$ -	$ -	$ -	$ -	$ -	$ -	$ -	$ -	$ -	$ -	$ -	$ -
1493	601000977	392.2	$ -	$ -	$ -	$ -	$ -	$ -	$ -	$ -	$ -	$ -	$ -	$ -	$ -
1494	601000977	392.3	$ -	$ -	$ -	$ -	$ -	$ -	$ -	$ -	$ -	$ -	$ -	$ -	$ -
1495	626000978	376.1	$ -	$ -	$ -	$ -	$ -	$ -	$ -	$ -	$ -	$ -	$ -	$ -	$ -
1496	626000978	376.2	$ -	$ -	$ -	$ -	$ -	$ -	$ -	$ -	$ -	$ -	$ -	$ -	$ -
1497	626000978	376.4	$ -	$ -	$ -	$ -	$ -	$ -	$ -	$ -	$ -	$ -	$ -	$ -	$ -
1498	601000979	393.0	$ -	$ -	$ -	$ -	$ -	$ -	$ -	$ -	$ -	$ -	$ -	$ -	$ -
1499	601000979	396.0	$ -	$ -	$ -	$ -	$ -	$ -	$ -	$ -	$ -	$ -	$ -	$ -	$ -
1500	660000980	376.1	$ -	$ -	$ -	$ -	$ -	$ -	$ -	$ -	$ -	$ -	$ -	$ -	$ -
1501	660000980	376.2	$ -	$ -	$ -	$ -	$ -	$ -	$ -	$ -	$ -	$ -	$ -	$ -	$ -
1502	660000980	376.4	$ -	$ -	$ -	$ -	$ -	$ -	$ -	$ -	$ -	$ -	$ -	$ -	$ -
1503	660000980	380.0	$ -	$ -	$ -	$ -	$ -	$ -	$ -	$ -	$ -	$ -	$ -	$ -	$ -
1504	T680000981	368.0	$ -	$ -	$ -	$ -	$ -	$ -	$ -	$ -	$ -	$ -	$ -	$ -	$ -
1505	T680000981	369.0	$ -	$ -	$ -	$ -	$ -	$ -	$ -	$ -	$ -	$ -	$ -	$ -	$ -
1506	660000982	376.1	$ -	$ -	$ -	$ -	$ -	$ -	$ -	$ -	$ -	$ -	$ -	$ -	$ -
1507	660000982	376.2	$ -	$ -	$ -	$ -	$ -	$ -	$ -	$ -	$ -	$ -	$ -	$ -	$ -
1508	660000982	376.4	$ -	$ -	$ -	$ -	$ -	$ -	$ -	$ -	$ -	$ -	$ -	$ -	$ -
1509	660000982	380.0	$ -	$ -	$ -	$ -	$ -	$ -	$ -	$ -	$ -	$ -	$ -	$ -	$ -
1510	660000983	376.1	$ -	$ -	$ -	$ -	$ -	$ -	$ -	$ -	$ -	$ -	$ -	$ -	$ -
1511	660000983	376.2	$ -	$ -	$ -	$ -	$ -	$ -	$ -	$ -	$ -	$ -	$ -	$ -	$ -
1512	660000983	376.4	$ -	$ -	$ -	$ -	$ -	$ -	$ -	$ -	$ -	$ -	$ -	$ -	$ -
1513	660000983	380.0	$ -	$ -	$ -	$ -	$ -	$ -	$ -	$ -	$ -	$ -	$ -	$ -	$ -
1514	T680000984	368.0	$ -	$ -	$ -	$ -	$ -	$ -	$ -	$ -	$ -	$ -	$ -	$ -	$ -
1515	T680000984	369.0	$ -	$ -	$ -	$ -	$ -	$ -	$ -	$ -	$ -	$ -	$ -	$ -	$ -
1516	601000985	392.0	$ 65,262	$ 74,959	$ 84,655	$ 96,219	$ 107,782	$ 119,345	$ 132,788	$ 146,231	$ 159,674	$ 175,642	$ 191,611	$ 207,579	$ 224,684
1517	601000985	392.1	$ 11,582	$ 13,059	$ 14,535	$ 16,296	$ 18,057	$ 19,818	$ 21,865	$ 23,912	$ 25,959	$ 28,390	$ 30,822	$ 33,254	$ 35,858
1518	601000985	392.2	$ 10,019	$ 11,308	$ 12,597	$ 14,133	$ 15,670	$ 17,207	$ 18,994	$ 20,780	$ 22,567	$ 24,689	$ 26,812	$ 28,934	$ 31,207
1519	601000985	392.3	$ 29,243	$ 33,393	$ 37,542	$ 42,490	$ 47,438	$ 52,386	$ 58,138	$ 63,891	$ 69,643	$ 76,476	$ 83,309	$ 90,142	$ 97,461
1520	601000986	393.0	$ 7,331	$ 8,241	$ 9,151	$ 10,152	$ 11,153	$ 12,154	$ 13,246	$ 14,339	$ 15,431	$ 16,645	$ 17,859	$ 19,073	$ 20,348
1521	601000986	396.0	$ 38,426	$ 43,073	$ 47,720	$ 52,832	$ 57,944	$ 63,057	$ 68,635	$ 74,213	$ 79,792	$ 85,991	$ 92,190	$ 98,390	$ 104,900

Sponsored by NMGC Witness Erik C. Buchanan

WP Plant 6 Accum Res Balances

NEW MEXICO GAS COMPANY, INC.

Accumulated Reserve Account
Base Period - 12 Months Ending March 31, 2023
Future Test Year - 12 Months Ending September 30, 2025

	A	B	AC	AD	AE	AF	AG
1							
2			Balance	Balance	Balance	Balance	Balance
3	Investment Number / Beginning Balance	FERC Account	**5/31/2025**	**6/30/2025**	**7/31/2025**	**8/31/2025**	**9/30/2025**
1476	625000969	376.1	$ 39	$ 40	$ 42	$ 43	$ 45
1477	625000969	376.2	$ 256	$ 266	$ 276	$ 287	$ 297
1478	625000969	376.4	$ 33	$ 34	$ 35	$ 37	$ 38
1479	625000969	380.0	$ 63	$ 65	$ 67	$ 70	$ 72
1480	T626000971	376.1	$ -	$ -	$ 36	$ 73	$ 109
1481	T626000971	376.2	$ -	$ -	$ 245	$ 490	$ 735
1482	T626000971	376.4	$ -	$ -	$ 31	$ 62	$ 93
1483	T626000971	380.0	$ -	$ -	$ 50	$ 100	$ 150
1484	660000975	376.1	$ -	$ -	$ -	$ -	$ -
1485	660000975	376.2	$ -	$ -	$ -	$ -	$ -
1486	660000975	376.4	$ -	$ -	$ -	$ -	$ -
1487	660000975	380.0	$ -	$ -	$ -	$ -	$ -
1488	T626000976	367.1	$ -	$ -	$ -	$ -	$ -
1489	T626000976	368.0	$ -	$ -	$ -	$ -	$ -
1490	T626000976	369.0	$ -	$ -	$ -	$ -	$ -
1491	601000977	392.0	$ -	$ -	$ -	$ -	$ -
1492	601000977	392.1	$ -	$ -	$ -	$ -	$ -
1493	601000977	392.2	$ -	$ -	$ -	$ -	$ -
1494	601000977	392.3	$ -	$ -	$ -	$ -	$ -
1495	626000978	376.1	$ -	$ -	$ -	$ -	$ -
1496	626000978	376.2	$ -	$ -	$ -	$ -	$ -
1497	626000978	376.4	$ -	$ -	$ -	$ -	$ -
1498	601000979	393.0	$ -	$ -	$ -	$ -	$ -
1499	601000979	396.0	$ -	$ -	$ -	$ -	$ -
1500	660000980	376.1	$ -	$ -	$ -	$ -	$ -
1501	660000980	376.2	$ -	$ -	$ -	$ -	$ -
1502	660000980	376.4	$ -	$ -	$ -	$ -	$ -
1503	660000980	380.0	$ -	$ -	$ -	$ -	$ -
1504	T680000981	368.0	$ -	$ -	$ -	$ -	$ -
1505	T680000981	369.0	$ -	$ -	$ -	$ -	$ -
1506	660000982	376.1	$ -	$ -	$ -	$ -	$ -
1507	660000982	376.2	$ -	$ -	$ -	$ -	$ -
1508	660000982	376.4	$ -	$ -	$ -	$ -	$ -
1509	660000982	380.0	$ -	$ -	$ -	$ -	$ -
1510	660000983	376.1	$ -	$ -	$ -	$ -	$ -
1511	660000983	376.2	$ -	$ -	$ -	$ -	$ -
1512	660000983	376.4	$ -	$ -	$ -	$ -	$ -
1513	660000983	380.0	$ -	$ -	$ -	$ -	$ -
1514	T680000984	368.0	$ -	$ -	$ -	$ -	$ -
1515	T680000984	369.0	$ -	$ -	$ -	$ -	$ -
1516	601000985	392.0	$ 241,790	$ 258,896	$ 277,720	$ 296,544	$ 315,368
1517	601000985	392.1	$ 38,463	$ 41,068	$ 43,934	$ 46,801	$ 49,667
1518	601000985	392.2	$ 33,481	$ 35,754	$ 38,256	$ 40,758	$ 43,260
1519	601000985	392.3	$ 104,781	$ 112,100	$ 120,155	$ 128,210	$ 136,265
1520	601000986	393.0	$ 21,622	$ 22,897	$ 24,264	$ 25,630	$ 26,997
1521	601000986	396.0	$ 111,411	$ 117,922	$ 124,900	$ 131,879	$ 138,857

Sponsored by NMGC Witness Erik C. Buchanan

WP Plant 6 Accum Res Balances

NEW MEXICO GAS COMPANY, INC.

Accumulated Reserve Account
Base Period - 12 Months Ending March 31, 2023
Future Test Year - 12 Months Ending September 30, 2025

	A	B	C	D	E	F	G	H	I	J	K	L	M	N	O
1			Adjusted Base Period												
2			Balance	Balance	Balance	Balance	Balance	Balance	Balance	Balance	Balance	Balance	Balance	Balance	Balance
3	Investment Number / Beginning Balance	FERC Account	**3/31/2023**	**4/30/2023**	**5/31/2023**	**6/30/2023**	**7/31/2023**	**8/31/2023**	**9/30/2023**	**10/31/2023**	**11/30/2023**	**12/31/2023**	**1/31/2024**	**2/29/2024**	**3/31/2024**
1522	T680000988	368.0	$ -	$ -	$ -	$ -	$ -	$ -	$ -	$ -	$ -	$ -	$ -	$ -	$ -
1523	T680000988	369.0	$ -	$ -	$ -	$ -	$ -	$ -	$ -	$ -	$ -	$ -	$ -	$ -	$ -
1524	T680000989	368.0	$ -	$ -	$ -	$ -	$ -	$ -	$ -	$ -	$ -	$ -	$ -	$ -	$ -
1525	T680000989	369.0	$ -	$ -	$ -	$ -	$ -	$ -	$ -	$ -	$ -	$ -	$ -	$ -	$ -
1526	T624000990	367.1	$ -	$ -	$ -	$ -	$ -	$ -	$ -	$ -	$ -	$ -	$ -	$ -	$ -
1527	T624000990	368.0	$ -	$ -	$ -	$ -	$ -	$ -	$ -	$ -	$ -	$ -	$ -	$ -	$ -
1528	T624000990	369.0	$ -	$ -	$ -	$ -	$ -	$ -	$ -	$ -	$ -	$ -	$ -	$ -	$ -
1529	T610000991	367.1	$ -	$ -	$ -	$ -	$ -	$ -	$ -	$ -	$ -	$ -	$ -	$ -	$ -
1530	T610000991	368.0	$ -	$ -	$ -	$ -	$ -	$ -	$ -	$ -	$ -	$ -	$ -	$ -	$ -
1531	T610000991	369.0	$ -	$ -	$ -	$ -	$ -	$ -	$ -	$ -	$ -	$ -	$ -	$ -	$ -
1532	T610000992	367.1	$ -	$ -	$ -	$ -	$ -	$ -	$ -	$ -	$ -	$ -	$ -	$ -	$ -
1533	T610000992	368.0	$ -	$ -	$ -	$ -	$ -	$ -	$ -	$ -	$ -	$ -	$ -	$ -	$ -
1534	T610000992	369.0	$ -	$ -	$ -	$ -	$ -	$ -	$ -	$ -	$ -	$ -	$ -	$ -	$ -
1535	T680000993	367.1	$ -	$ -	$ -	$ -	$ -	$ -	$ -	$ -	$ -	$ -	$ -	$ -	$ -
1536	T680000993	368.0	$ -	$ -	$ -	$ -	$ -	$ -	$ -	$ -	$ -	$ -	$ -	$ -	$ -
1537	T680000993	369.0	$ -	$ -	$ -	$ -	$ -	$ -	$ -	$ -	$ -	$ -	$ -	$ -	$ -
1538	T660000994	368.0	$ -	$ -	$ -	$ -	$ -	$ -	$ -	$ -	$ -	$ -	$ -	$ -	$ -
1539	T660000994	369.0	$ -	$ -	$ -	$ -	$ -	$ -	$ -	$ -	$ -	$ -	$ -	$ -	$ -
1540	629000995	376.1	$ -	$ -	$ -	$ -	$ -	$ -	$ -	$ -	$ 82	$ 165	$ 247	$ 329	$ 412
1541	629000995	376.2	$ -	$ -	$ -	$ -	$ -	$ -	$ -	$ -	$ 554	$ 1,109	$ 1,663	$ 2,218	$ 2,772
1542	629000995	376.4	$ -	$ -	$ -	$ -	$ -	$ -	$ -	$ -	$ 70	$ 141	$ 211	$ 281	$ 352
1543	629000995	380.0	$ -	$ -	$ -	$ -	$ -	$ -	$ -	$ -	$ 113	$ 226	$ 339	$ 452	$ 565
1544	660000996	376.1	$ -	$ -	$ -	$ -	$ -	$ -	$ -	$ -	$ -	$ -	$ -	$ -	$ -
1545	660000996	376.2	$ -	$ -	$ -	$ -	$ -	$ -	$ -	$ -	$ -	$ -	$ -	$ -	$ -
1546	660000996	376.4	$ -	$ -	$ -	$ -	$ -	$ -	$ -	$ -	$ -	$ -	$ -	$ -	$ -
1547	660000996	380.0	$ -	$ -	$ -	$ -	$ -	$ -	$ -	$ -	$ -	$ -	$ -	$ -	$ -
1548	685000997	376.1	$ -	$ -	$ -	$ -	$ -	$ -	$ -	$ -	$ -	$ -	$ -	$ -	$ -
1549	685000997	376.2	$ -	$ -	$ -	$ -	$ -	$ -	$ -	$ -	$ -	$ -	$ -	$ -	$ -
1550	685000997	376.4	$ -	$ -	$ -	$ -	$ -	$ -	$ -	$ -	$ -	$ -	$ -	$ -	$ -
1551	601000998	303.3	$ -	$ -	$ -	$ -	$ -	$ -	$ -	$ -	$ -	$ -	$ -	$ -	$ -
1552	T680000999	367.3	$ -	$ -	$ -	$ -	$ -	$ -	$ -	$ -	$ -	$ -	$ -	$ -	$ -
1553	T680001000	367.1	$ -	$ -	$ -	$ -	$ -	$ -	$ -	$ -	$ -	$ 2,156	$ 4,312	$ 6,468	$ 8,623
1554	T680001000	368.0	$ -	$ -	$ -	$ -	$ -	$ -	$ -	$ -	$ -	$ 414	$ 827	$ 1,241	$ 1,655
1555	T680001000	369.0	$ -	$ -	$ -	$ -	$ -	$ -	$ -	$ -	$ -	$ 855	$ 1,710	$ 2,565	$ 3,420
1556	660001001	376.1	$ -	$ -	$ -	$ -	$ -	$ -	$ -	$ -	$ -	$ -	$ -	$ -	$ -
1557	660001001	376.2	$ -	$ -	$ -	$ -	$ -	$ -	$ -	$ -	$ -	$ -	$ -	$ -	$ -
1558	660001001	376.4	$ -	$ -	$ -	$ -	$ -	$ -	$ -	$ -	$ -	$ -	$ -	$ -	$ -
1559	660001001	380.0	$ -	$ -	$ -	$ -	$ -	$ -	$ -	$ -	$ -	$ -	$ -	$ -	$ -
1560	T624001002	367.1	$ -	$ -	$ -	$ -	$ -	$ -	$ -	$ -	$ -	$ -	$ -	$ -	$ -
1561	T624001002	368.0	$ -	$ -	$ -	$ -	$ -	$ -	$ -	$ -	$ -	$ -	$ -	$ -	$ -
1562	T624001002	369.0	$ -	$ -	$ -	$ -	$ -	$ -	$ -	$ -	$ -	$ -	$ -	$ -	$ -
1563	T660001003	367.1	$ -	$ -	$ -	$ -	$ -	$ -	$ -	$ -	$ -	$ -	$ -	$ -	$ -
1564	T660001003	368.0	$ -	$ -	$ -	$ -	$ -	$ -	$ -	$ -	$ -	$ -	$ -	$ -	$ -
1565	T660001003	369.0	$ -	$ -	$ -	$ -	$ -	$ -	$ -	$ -	$ -	$ -	$ -	$ -	$ -
1566	T624001004	367.1	$ -	$ -	$ -	$ -	$ -	$ -	$ -	$ -	$ -	$ -	$ -	$ -	$ -
1567	T624001004	368.0	$ -	$ -	$ -	$ -	$ -	$ -	$ -	$ -	$ -	$ -	$ -	$ -	$ -

Sponsored by NMGC Witness Erik C. Buchanan

WP Plant 6 Accum Res Balances

NEW MEXICO GAS COMPANY, INC.

Accumulated Reserve Account
Base Period - 12 Months Ending March 31, 2023
Future Test Year - 12 Months Ending September 30, 2025

	A	B	P	Q	R	S	T	U	V	W	X	Y	Z	AA	AB
1															
2			Balance	Balance	Balance	Balance	Balance	Balance	Balance	Balance	Balance	Balance	Balance	Balance	Balance
3	Investment Number / Beginning Balance	FERC Account	4/30/2024	5/31/2024	6/30/2024	7/31/2024	8/31/2024	9/30/2024	10/31/2024	11/30/2024	12/31/2024	1/31/2025	2/28/2025	3/31/2025	4/30/2025
1522	T680000988	368.0	$ -	$ -	$ -	$ -	$ -	$ -	$ -	$ -	$ -	$ -	$ -	$ -	$ -
1523	T680000988	369.0	$ -	$ -	$ -	$ -	$ -	$ -	$ -	$ -	$ -	$ -	$ -	$ -	$ -
1524	T680000989	368.0	$ -	$ -	$ -	$ -	$ -	$ -	$ -	$ -	$ -	$ -	$ -	$ -	$ -
1525	T680000989	369.0	$ -	$ -	$ -	$ -	$ -	$ -	$ -	$ -	$ -	$ -	$ -	$ -	$ -
1526	T624000990	367.1	$ -	$ -	$ -	$ -	$ -	$ -	$ -	$ -	$ -	$ -	$ -	$ -	$ -
1527	T624000990	368.0	$ -	$ -	$ -	$ -	$ -	$ -	$ -	$ -	$ -	$ -	$ -	$ -	$ -
1528	T624000990	369.0	$ -	$ -	$ -	$ -	$ -	$ -	$ -	$ -	$ -	$ -	$ -	$ -	$ -
1529	T610000991	367.1	$ -	$ -	$ -	$ -	$ -	$ -	$ -	$ -	$ -	$ -	$ -	$ -	$ -
1530	T610000991	368.0	$ -	$ -	$ -	$ -	$ -	$ -	$ -	$ -	$ -	$ -	$ -	$ -	$ -
1531	T610000991	369.0	$ -	$ -	$ -	$ -	$ -	$ -	$ -	$ -	$ -	$ -	$ -	$ -	$ -
1532	T610000992	367.1	$ -	$ -	$ -	$ -	$ -	$ -	$ -	$ -	$ -	$ -	$ -	$ -	$ -
1533	T610000992	368.0	$ -	$ -	$ -	$ -	$ -	$ -	$ -	$ -	$ -	$ -	$ -	$ -	$ -
1534	T610000992	369.0	$ -	$ -	$ -	$ -	$ -	$ -	$ -	$ -	$ -	$ -	$ -	$ -	$ -
1535	T680000993	367.1	$ -	$ -	$ -	$ -	$ -	$ -	$ -	$ -	$ -	$ -	$ -	$ -	$ -
1536	T680000993	368.0	$ -	$ -	$ -	$ -	$ -	$ -	$ -	$ -	$ -	$ -	$ -	$ -	$ -
1537	T680000993	369.0	$ -	$ -	$ -	$ -	$ -	$ -	$ -	$ -	$ -	$ -	$ -	$ -	$ -
1538	T660000994	368.0	$ -	$ -	$ -	$ -	$ -	$ -	$ -	$ -	$ -	$ -	$ -	$ -	$ -
1539	T660000994	369.0	$ -	$ -	$ -	$ -	$ -	$ -	$ -	$ -	$ -	$ -	$ -	$ -	$ -
1540	629000995	376.1	$ 494	$ 577	$ 659	$ 741	$ 824	$ 906	$ 988	$ 1,071	$ 1,153	$ 1,235	$ 1,318	$ 1,400	$ 1,483
1541	629000995	376.2	$ 3,327	$ 3,881	$ 4,436	$ 4,990	$ 5,545	$ 6,099	$ 6,654	$ 7,208	$ 7,763	$ 8,317	$ 8,872	$ 9,426	$ 9,981
1542	629000995	376.4	$ 422	$ 492	$ 563	$ 633	$ 703	$ 774	$ 844	$ 914	$ 985	$ 1,055	$ 1,125	$ 1,196	$ 1,266
1543	629000995	380.0	$ 679	$ 792	$ 905	$ 1,018	$ 1,131	$ 1,244	$ 1,357	$ 1,470	$ 1,583	$ 1,696	$ 1,810	$ 1,923	$ 2,036
1544	660000996	376.1	$ -	$ -	$ -	$ -	$ -	$ -	$ -	$ -	$ -	$ -	$ -	$ -	$ -
1545	660000996	376.2	$ -	$ -	$ -	$ -	$ -	$ -	$ -	$ -	$ -	$ -	$ -	$ -	$ -
1546	660000996	376.4	$ -	$ -	$ -	$ -	$ -	$ -	$ -	$ -	$ -	$ -	$ -	$ -	$ -
1547	660000996	380.0	$ -	$ -	$ -	$ -	$ -	$ -	$ -	$ -	$ -	$ -	$ -	$ -	$ -
1548	685000997	376.1	$ -	$ -	$ -	$ -	$ -	$ -	$ -	$ -	$ -	$ -	$ 0	$ 0	$ 0
1549	685000997	376.2	$ -	$ -	$ -	$ -	$ -	$ -	$ -	$ -	$ -	$ -	$ 0	$ 0	$ 0
1550	685000997	376.4	$ -	$ -	$ -	$ -	$ -	$ -	$ -	$ -	$ -	$ -	$ 0	$ 0	$ 0
1551	601000998	303.3	$ -	$ -	$ -	$ -	$ -	$ -	$ -	$ -	$ -	$ -	$ -	$ -	$ -
1552	T680000999	367.3	$ -	$ -	$ -	$ -	$ -	$ -	$ -	$ -	$ -	$ -	$ -	$ -	$ -
1553	T680001000	367.1	$ 10,779	$ 12,935	$ 15,091	$ 17,247	$ 19,403	$ 21,559	$ 23,714	$ 25,870	$ 28,026	$ 30,182	$ 32,338	$ 34,494	$ 36,650
1554	T680001000	368.0	$ 2,069	$ 2,482	$ 2,896	$ 3,310	$ 3,723	$ 4,137	$ 4,551	$ 4,965	$ 5,378	$ 5,792	$ 6,206	$ 6,620	$ 7,033
1555	T680001000	369.0	$ 4,275	$ 5,130	$ 5,985	$ 6,840	$ 7,695	$ 8,551	$ 9,406	$ 10,261	$ 11,116	$ 11,971	$ 12,826	$ 13,681	$ 14,536
1556	660001001	376.1	$ -	$ -	$ -	$ -	$ -	$ -	$ -	$ -	$ -	$ -	$ -	$ -	$ -
1557	660001001	376.2	$ -	$ -	$ -	$ -	$ -	$ -	$ -	$ -	$ -	$ -	$ -	$ -	$ -
1558	660001001	376.4	$ -	$ -	$ -	$ -	$ -	$ -	$ -	$ -	$ -	$ -	$ -	$ -	$ -
1559	660001001	380.0	$ -	$ -	$ -	$ -	$ -	$ -	$ -	$ -	$ -	$ -	$ -	$ -	$ -
1560	T624001002	367.1	$ -	$ -	$ -	$ -	$ -	$ -	$ -	$ -	$ -	$ -	$ -	$ -	$ -
1561	T624001002	368.0	$ -	$ -	$ -	$ -	$ -	$ -	$ -	$ -	$ -	$ -	$ -	$ -	$ -
1562	T624001002	369.0	$ -	$ -	$ -	$ -	$ -	$ -	$ -	$ -	$ -	$ -	$ -	$ -	$ -
1563	T660001003	367.1	$ -	$ -	$ -	$ -	$ -	$ -	$ -	$ -	$ -	$ -	$ -	$ -	$ -
1564	T660001003	368.0	$ -	$ -	$ -	$ -	$ -	$ -	$ -	$ -	$ -	$ -	$ -	$ -	$ -
1565	T660001003	369.0	$ -	$ -	$ -	$ -	$ -	$ -	$ -	$ -	$ -	$ -	$ -	$ -	$ -
1566	T624001004	367.1	$ -	$ -	$ -	$ -	$ -	$ -	$ -	$ -	$ -	$ -	$ -	$ -	$ -
1567	T624001004	368.0	$ -	$ -	$ -	$ -	$ -	$ -	$ -	$ -	$ -	$ -	$ -	$ -	$ -

Sponsored by NMGC Witness Erik C. Buchanan

WP Plant 6 Accum Res Balances

NEW MEXICO GAS COMPANY, INC.

Accumulated Reserve Account
Base Period - 12 Months Ending March 31, 2023
Future Test Year - 12 Months Ending September 30, 2025

	A	B	AC	AD	AE	AF	AG
1							
2			Balance	Balance	Balance	Balance	Balance
3	Investment Number / Beginning Balance	FERC Account	**5/31/2025**	**6/30/2025**	**7/31/2025**	**8/31/2025**	**9/30/2025**
1522	T680000988	368.0	$ -	$ -	$ -	$ -	$ -
1523	T680000988	369.0	$ -	$ -	$ -	$ -	$ -
1524	T680000989	368.0	$ -	$ -	$ -	$ -	$ -
1525	T680000989	369.0	$ -	$ -	$ -	$ -	$ -
1526	T624000990	367.1	$ -	$ 444	$ 887	$ 1,331	$ 1,775
1527	T624000990	368.0	$ -	$ 85	$ 170	$ 255	$ 341
1528	T624000990	369.0	$ -	$ 176	$ 352	$ 528	$ 704
1529	T610000991	367.1	$ -	$ -	$ -	$ -	$ -
1530	T610000991	368.0	$ -	$ -	$ -	$ -	$ -
1531	T610000991	369.0	$ -	$ -	$ -	$ -	$ -
1532	T610000992	367.1	$ -	$ -	$ -	$ -	$ -
1533	T610000992	368.0	$ -	$ -	$ -	$ -	$ -
1534	T610000992	369.0	$ -	$ -	$ -	$ -	$ -
1535	T680000993	367.1	$ -	$ -	$ -	$ -	$ -
1536	T680000993	368.0	$ -	$ -	$ -	$ -	$ -
1537	T680000993	369.0	$ -	$ -	$ -	$ -	$ -
1538	T660000994	368.0	$ -	$ -	$ -	$ -	$ -
1539	T660000994	369.0	$ -	$ -	$ -	$ -	$ -
1540	629000995	376.1	$ 1,565	$ 1,647	$ 1,730	$ 1,812	$ 1,894
1541	629000995	376.2	$ 10,535	$ 11,090	$ 11,644	$ 12,198	$ 12,753
1542	629000995	376.4	$ 1,336	$ 1,407	$ 1,477	$ 1,547	$ 1,617
1543	629000995	380.0	$ 2,149	$ 2,262	$ 2,375	$ 2,488	$ 2,601
1544	660000996	376.1	$ -	$ -	$ -	$ -	$ -
1545	660000996	376.2	$ -	$ -	$ -	$ -	$ -
1546	660000996	376.4	$ -	$ -	$ -	$ -	$ -
1547	660000996	380.0	$ -	$ -	$ -	$ -	$ -
1548	685000997	376.1	$ 0	$ 0	$ 0	$ 0	$ 0
1549	685000997	376.2	$ 0	$ 0	$ 0	$ 0	$ 0
1550	685000997	376.4	$ 0	$ 0	$ 0	$ 0	$ 0
1551	601000998	303.3	$ -	$ -	$ -	$ -	$ -
1552	T680000999	367.3	$ -	$ -	$ -	$ -	$ -
1553	T680001000	367.1	$ 38,805	$ 40,961	$ 43,117	$ 45,273	$ 47,429
1554	T680001000	368.0	$ 7,447	$ 7,861	$ 8,274	$ 8,688	$ 9,102
1555	T680001000	369.0	$ 15,391	$ 16,246	$ 17,101	$ 17,956	$ 18,811
1556	660001001	376.1	$ -	$ -	$ -	$ -	$ -
1557	660001001	376.2	$ -	$ -	$ -	$ -	$ -
1558	660001001	376.4	$ -	$ -	$ -	$ -	$ -
1559	660001001	380.0	$ -	$ -	$ -	$ -	$ -
1560	T624001002	367.1	$ -	$ -	$ -	$ -	$ -
1561	T624001002	368.0	$ -	$ -	$ -	$ -	$ -
1562	T624001002	369.0	$ -	$ -	$ -	$ -	$ -
1563	T660001003	367.1	$ -	$ -	$ -	$ -	$ -
1564	T660001003	368.0	$ -	$ -	$ -	$ -	$ -
1565	T660001003	369.0	$ -	$ -	$ -	$ -	$ -
1566	T624001004	367.1	$ -	$ -	$ -	$ -	$ -
1567	T624001004	368.0	$ -	$ -	$ -	$ -	$ -

Sponsored by NMGC Witness Erik C. Buchanan

NEW MEXICO GAS COMPANY, INC.

Accumulated Reserve Account
Base Period - 12 Months Ending March 31, 2023
Future Test Year - 12 Months Ending September 30, 2025

	A	B	C	D	E	F	G	H	I	J	K	L	M	N	O
1			Adjusted Base Period												
2			Balance	Balance	Balance	Balance	Balance	Balance	Balance	Balance	Balance	Balance	Balance	Balance	Balance
3	Investment Number / Beginning Balance	FERC Account	3/31/2023	4/30/2023	5/31/2023	6/30/2023	7/31/2023	8/31/2023	9/30/2023	10/31/2023	11/30/2023	12/31/2023	1/31/2024	2/29/2024	3/31/2024
1568	T624001004	369.0	$ -	$ -	$ -	$ -	$ -	$ -	$ -	$ -	$ -	$ -	$ -	$ -	$ -
1569	T610001005	367.1	$ -	$ -	$ -	$ -	$ -	$ -	$ -	$ -	$ -	$ -	$ -	$ -	$ -
1570	T610001005	368.0	$ -	$ -	$ -	$ -	$ -	$ -	$ -	$ -	$ -	$ -	$ -	$ -	$ -
1571	T610001005	369.0	$ -	$ -	$ -	$ -	$ -	$ -	$ -	$ -	$ -	$ -	$ -	$ -	$ -
1572	T680001006	367.1	$ -	$ -	$ -	$ -	$ -	$ -	$ -	$ -	$ -	$ -	$ -	$ -	$ -
1573	T680001006	368.0	$ -	$ -	$ -	$ -	$ -	$ -	$ -	$ -	$ -	$ -	$ -	$ -	$ -
1574	T680001006	369.0	$ -	$ -	$ -	$ -	$ -	$ -	$ -	$ -	$ -	$ -	$ -	$ -	$ -
1575	T610001007	367.1	$ -	$ -	$ -	$ -	$ -	$ -	$ -	$ -	$ -	$ -	$ -	$ -	$ -
1576	T610001007	368.0	$ -	$ -	$ -	$ -	$ -	$ -	$ -	$ -	$ -	$ -	$ -	$ -	$ -
1577	T610001007	369.0	$ -	$ -	$ -	$ -	$ -	$ -	$ -	$ -	$ -	$ -	$ -	$ -	$ -
1578	T621001008	367.1	$ -	$ -	$ -	$ -	$ -	$ -	$ -	$ -	$ -	$ -	$ -	$ -	$ -
1579	T621001008	368.0	$ -	$ -	$ -	$ -	$ -	$ -	$ -	$ -	$ -	$ -	$ -	$ -	$ -
1580	T621001008	369.0	$ -	$ -	$ -	$ -	$ -	$ -	$ -	$ -	$ -	$ -	$ -	$ -	$ -
1581	601001010	367.1	$ -	$ -	$ 1	$ 1	$ 2	$ 2	$ 3	$ 3	$ 4	$ 4	$ 5	$ 5	$ 6
1582	601001010	368.0	$ -	$ -	$ 0	$ 0	$ 0	$ 0	$ 0	$ 1	$ 1	$ 1	$ 1	$ 1	$ 1
1583	601001010	369.0	$ -	$ -	$ 0	$ 0	$ 1	$ 1	$ 1	$ 1	$ 1	$ 2	$ 2	$ 2	$ 2
1584	629001011	376.1	$ -	$ -	$ -	$ 68	$ 136	$ 204	$ 268	$ 332	$ 396	$ 460	$ 524	$ 588	$ 652
1585	629001011	376.2	$ -	$ -	$ -	$ 415	$ 831	$ 1,246	$ 1,677	$ 2,109	$ 2,540	$ 2,971	$ 3,402	$ 3,834	$ 4,265
1586	629001011	376.4	$ -	$ -	$ -	$ 56	$ 111	$ 167	$ 221	$ 276	$ 331	$ 385	$ 440	$ 495	$ 550
1587	629001011	380.0	$ -	$ -	$ -	$ 200	$ 401	$ 601	$ 689	$ 777	$ 865	$ 953	$ 1,041	$ 1,129	$ 1,217
1588	620001012	376.1	$ -	$ -	$ -	$ -	$ -	$ -	$ -	$ -	$ -	$ -	$ -	$ -	$ -
1589	620001012	376.2	$ -	$ -	$ -	$ -	$ -	$ -	$ -	$ -	$ -	$ -	$ -	$ -	$ -
1590	620001012	376.4	$ -	$ -	$ -	$ -	$ -	$ -	$ -	$ -	$ -	$ -	$ -	$ -	$ -
1591	620001012	380.0	$ -	$ -	$ -	$ -	$ -	$ -	$ -	$ -	$ -	$ -	$ -	$ -	$ -
1592	620001013	376.1	$ -	$ -	$ -	$ -	$ -	$ -	$ -	$ -	$ -	$ -	$ -	$ -	$ -
1593	620001013	376.2	$ -	$ -	$ -	$ -	$ -	$ -	$ -	$ -	$ -	$ -	$ -	$ -	$ -
1594	620001013	376.4	$ -	$ -	$ -	$ -	$ -	$ -	$ -	$ -	$ -	$ -	$ -	$ -	$ -
1595	620001013	380.0	$ -	$ -	$ -	$ -	$ -	$ -	$ -	$ -	$ -	$ -	$ -	$ -	$ -
1596	T610001014	367.1	$ -	$ -	$ -	$ -	$ -	$ -	$ -	$ -	$ -	$ -	$ -	$ -	$ -
1597	T610001014	368.0	$ -	$ -	$ -	$ -	$ -	$ -	$ -	$ -	$ -	$ -	$ -	$ -	$ -
1598	T610001014	369.0	$ -	$ -	$ -	$ -	$ -	$ -	$ -	$ -	$ -	$ -	$ -	$ -	$ -
1599	T680001015	367.1	$ -	$ -	$ -	$ -	$ -	$ -	$ -	$ -	$ -	$ -	$ -	$ -	$ -
1600	T680001016	367.1	$ -	$ -	$ -	$ -	$ -	$ -	$ -	$ -	$ -	$ -	$ -	$ -	$ -
1601	T680001016	368.0	$ -	$ -	$ -	$ -	$ -	$ -	$ -	$ -	$ -	$ -	$ -	$ -	$ -
1602	T680001016	369.0	$ -	$ -	$ -	$ -	$ -	$ -	$ -	$ -	$ -	$ -	$ -	$ -	$ -
1603	T680001017	367.1	$ -	$ -	$ -	$ -	$ -	$ -	$ -	$ -	$ -	$ -	$ -	$ -	$ -
1604	T680001017	368.0	$ -	$ -	$ -	$ -	$ -	$ -	$ -	$ -	$ -	$ -	$ -	$ -	$ -
1605	T680001017	369.0	$ -	$ -	$ -	$ -	$ -	$ -	$ -	$ -	$ -	$ -	$ -	$ -	$ -
1606	T680001018	367.1	$ -	$ -	$ -	$ -	$ -	$ -	$ -	$ -	$ -	$ -	$ -	$ -	$ -
1607	T680001018	368.0	$ -	$ -	$ -	$ -	$ -	$ -	$ -	$ -	$ -	$ -	$ -	$ -	$ -
1608	T680001018	369.0	$ -	$ -	$ -	$ -	$ -	$ -	$ -	$ -	$ -	$ -	$ -	$ -	$ -
1609	660001019	376.1	$ -	$ -	$ -	$ -	$ -	$ -	$ -	$ -	$ -	$ -	$ -	$ -	$ -
1610	660001019	376.2	$ -	$ -	$ -	$ -	$ -	$ -	$ -	$ -	$ -	$ -	$ -	$ -	$ -
1611	660001019	376.4	$ -	$ -	$ -	$ -	$ -	$ -	$ -	$ -	$ -	$ -	$ -	$ -	$ -
1612	660001019	380.0	$ -	$ -	$ -	$ -	$ -	$ -	$ -	$ -	$ -	$ -	$ -	$ -	$ -
1613	660001020	376.1	$ -	$ -	$ -	$ -	$ -	$ -	$ -	$ -	$ -	$ -	$ -	$ -	$ -

Sponsored by NMGC Witness Erik C. Buchanan

WP Plant 6 Accum Res Balances

NEW MEXICO GAS COMPANY, INC.

Accumulated Reserve Account
Base Period - 12 Months Ending March 31, 2023
Future Test Year - 12 Months Ending September 30, 2025

	A	B	P	Q	R	S	T	U	V	W	X	Y	Z	AA	AB
1															
2			Balance	Balance	Balance	Balance	Balance	Balance	Balance	Balance	Balance	Balance	Balance	Balance	Balance
3	Investment Number / Beginning Balance	FERC Account	4/30/2024	5/31/2024	6/30/2024	7/31/2024	8/31/2024	9/30/2024	10/31/2024	11/30/2024	12/31/2024	1/31/2025	2/28/2025	3/31/2025	4/30/2025
1568	T624001004	369.0	$ -	$ -	$ -	$ -	$ -	$ -	$ -	$ -	$ -	$ -	$ -	$ -	$ -
1569	T610001005	367.1	$ -	$ -	$ -	$ -	$ -	$ -	$ -	$ -	$ -	$ -	$ -	$ -	$ -
1570	T610001005	368.0	$ -	$ -	$ -	$ -	$ -	$ -	$ -	$ -	$ -	$ -	$ -	$ -	$ -
1571	T610001005	369.0	$ -	$ -	$ -	$ -	$ -	$ -	$ -	$ -	$ -	$ -	$ -	$ -	$ -
1572	T680001006	367.1	$ -	$ -	$ -	$ -	$ -	$ -	$ -	$ -	$ -	$ -	$ -	$ -	$ -
1573	T680001006	368.0	$ -	$ -	$ -	$ -	$ -	$ -	$ -	$ -	$ -	$ -	$ -	$ -	$ -
1574	T680001006	369.0	$ -	$ -	$ -	$ -	$ -	$ -	$ -	$ -	$ -	$ -	$ -	$ -	$ -
1575	T610001007	367.1	$ -	$ -	$ -	$ -	$ -	$ -	$ -	$ -	$ -	$ -	$ -	$ -	$ -
1576	T610001007	368.0	$ -	$ -	$ -	$ -	$ -	$ -	$ -	$ -	$ -	$ -	$ -	$ -	$ -
1577	T610001007	369.0	$ -	$ -	$ -	$ -	$ -	$ -	$ -	$ -	$ -	$ -	$ -	$ -	$ -
1578	T621001008	367.1	$ -	$ -	$ -	$ -	$ -	$ -	$ -	$ -	$ -	$ -	$ -	$ -	$ -
1579	T621001008	368.0	$ -	$ -	$ -	$ -	$ -	$ -	$ -	$ -	$ -	$ -	$ -	$ -	$ -
1580	T621001008	369.0	$ -	$ -	$ -	$ -	$ -	$ -	$ -	$ -	$ -	$ -	$ -	$ -	$ -
1581	601001010	367.1	$ 7	$ 7	$ 8	$ 8	$ 9	$ 9	$ 10	$ 10	$ 11	$ 11	$ 12	$ 12	$ 13
1582	601001010	368.0	$ 1	$ 1	$ 1	$ 1	$ 2	$ 2	$ 2	$ 2	$ 2	$ 2	$ 2	$ 2	$ 2
1583	601001010	369.0	$ 2	$ 3	$ 3	$ 3	$ 3	$ 3	$ 4	$ 4	$ 4	$ 4	$ 4	$ 5	$ 5
1584	629001011	376.1	$ 716	$ 780	$ 844	$ 908	$ 973	$ 1,037	$ 1,101	$ 1,165	$ 1,229	$ 1,293	$ 1,357	$ 1,421	$ 1,485
1585	629001011	376.2	$ 4,696	$ 5,128	$ 5,559	$ 5,990	$ 6,421	$ 6,853	$ 7,284	$ 7,715	$ 8,147	$ 8,578	$ 9,009	$ 9,440	$ 9,872
1586	629001011	376.4	$ 604	$ 659	$ 714	$ 768	$ 823	$ 878	$ 932	$ 987	$ 1,042	$ 1,097	$ 1,151	$ 1,206	$ 1,261
1587	629001011	380.0	$ 1,305	$ 1,393	$ 1,481	$ 1,569	$ 1,657	$ 1,745	$ 1,833	$ 1,921	$ 2,009	$ 2,097	$ 2,185	$ 2,273	$ 2,360
1588	620001012	376.1	$ -	$ -	$ -	$ -	$ -	$ -	$ 362	$ 724	$ 1,086	$ 1,447	$ 1,809	$ 2,171	$ 2,533
1589	620001012	376.2	$ -	$ -	$ -	$ -	$ -	$ -	$ 373	$ 747	$ 1,120	$ 1,494	$ 1,867	$ 2,241	$ 2,614
1590	620001012	376.4	$ -	$ -	$ -	$ -	$ -	$ -	$ 151	$ 301	$ 452	$ 603	$ 754	$ 904	$ 1,055
1591	620001012	380.0	$ -	$ -	$ -	$ -	$ -	$ -	$ 40	$ 81	$ 121	$ 162	$ 202	$ 242	$ 283
1592	620001013	376.1	$ -	$ -	$ -	$ -	$ -	$ -	$ -	$ -	$ -	$ -	$ -	$ -	$ -
1593	620001013	376.2	$ -	$ -	$ -	$ -	$ -	$ -	$ -	$ -	$ -	$ -	$ -	$ -	$ -
1594	620001013	376.4	$ -	$ -	$ -	$ -	$ -	$ -	$ -	$ -	$ -	$ -	$ -	$ -	$ -
1595	620001013	380.0	$ -	$ -	$ -	$ -	$ -	$ -	$ -	$ -	$ -	$ -	$ -	$ -	$ -
1596	T610001014	367.1	$ -	$ -	$ -	$ -	$ -	$ -	$ -	$ -	$ -	$ -	$ -	$ -	$ -
1597	T610001014	368.0	$ -	$ -	$ -	$ -	$ -	$ -	$ -	$ -	$ -	$ -	$ -	$ -	$ -
1598	T610001014	369.0	$ -	$ -	$ -	$ -	$ -	$ -	$ -	$ -	$ -	$ -	$ -	$ -	$ -
1599	T680001015	367.1	$ -	$ -	$ -	$ -	$ -	$ -	$ -	$ -	$ -	$ -	$ -	$ -	$ -
1600	T680001016	367.1	$ -	$ -	$ -	$ -	$ -	$ -	$ -	$ -	$ -	$ -	$ -	$ -	$ -
1601	T680001016	368.0	$ -	$ -	$ -	$ -	$ -	$ -	$ -	$ -	$ -	$ -	$ -	$ -	$ -
1602	T680001016	369.0	$ -	$ -	$ -	$ -	$ -	$ -	$ -	$ -	$ -	$ -	$ -	$ -	$ -
1603	T680001017	367.1	$ -	$ -	$ -	$ -	$ -	$ -	$ -	$ -	$ -	$ -	$ -	$ -	$ -
1604	T680001017	368.0	$ -	$ -	$ -	$ -	$ -	$ -	$ -	$ -	$ -	$ -	$ -	$ -	$ -
1605	T680001017	369.0	$ -	$ -	$ -	$ -	$ -	$ -	$ -	$ -	$ -	$ -	$ -	$ -	$ -
1606	T680001018	367.1	$ -	$ -	$ -	$ -	$ -	$ -	$ -	$ -	$ -	$ -	$ -	$ -	$ -
1607	T680001018	368.0	$ -	$ -	$ -	$ -	$ -	$ -	$ -	$ -	$ -	$ -	$ -	$ -	$ -
1608	T680001018	369.0	$ -	$ -	$ -	$ -	$ -	$ -	$ -	$ -	$ -	$ -	$ -	$ -	$ -
1609	660001019	376.1	$ -	$ -	$ -	$ -	$ -	$ -	$ -	$ -	$ -	$ -	$ -	$ -	$ -
1610	660001019	376.2	$ -	$ -	$ -	$ -	$ -	$ -	$ -	$ -	$ -	$ -	$ -	$ -	$ -
1611	660001019	376.4	$ -	$ -	$ -	$ -	$ -	$ -	$ -	$ -	$ -	$ -	$ -	$ -	$ -
1612	660001019	380.0	$ -	$ -	$ -	$ -	$ -	$ -	$ -	$ -	$ -	$ -	$ -	$ -	$ -
1613	660001020	376.1	$ -	$ -	$ -	$ -	$ -	$ -	$ -	$ -	$ -	$ -	$ -	$ -	$ -

Sponsored by NMGC Witness Erik C. Buchanan

WP Plant 6 Accum Res Balances

NEW MEXICO GAS COMPANY, INC.

Accumulated Reserve Account
Base Period - 12 Months Ending March 31, 2023
Future Test Year - 12 Months Ending September 30, 2025

	A	B	AC	AD	AE	AF	AG
1							
2			Balance	Balance	Balance	Balance	Balance
3	Investment Number / Beginning Balance	FERC Account	**5/31/2025**	**6/30/2025**	**7/31/2025**	**8/31/2025**	**9/30/2025**
1568	T624001004	369.0	$ -	$ -	$ -	$ -	$ -
1569	T610001005	367.1	$ -	$ -	$ -	$ -	$ -
1570	T610001005	368.0	$ -	$ -	$ -	$ -	$ -
1571	T610001005	369.0	$ -	$ -	$ -	$ -	$ -
1572	T680001006	367.1	$ -	$ -	$ -	$ -	$ -
1573	T680001006	368.0	$ -	$ -	$ -	$ -	$ -
1574	T680001006	369.0	$ -	$ -	$ -	$ -	$ -
1575	T610001007	367.1	$ -	$ -	$ -	$ -	$ -
1576	T610001007	368.0	$ -	$ -	$ -	$ -	$ -
1577	T610001007	369.0	$ -	$ -	$ -	$ -	$ -
1578	T621001008	367.1	$ -	$ -	$ -	$ -	$ -
1579	T621001008	368.0	$ -	$ -	$ -	$ -	$ -
1580	T621001008	369.0	$ -	$ -	$ -	$ -	$ -
1581	601001010	367.1	$ 13	$ 14	$ 14	$ 15	$ 15
1582	601001010	368.0	$ 2	$ 3	$ 3	$ 3	$ 3
1583	601001010	369.0	$ 5	$ 5	$ 5	$ 6	$ 6
1584	629001011	376.1	$ 1,549	$ 1,613	$ 1,677	$ 1,741	$ 1,805
1585	629001011	376.2	$ 10,303	$ 10,734	$ 11,166	$ 11,597	$ 12,028
1586	629001011	376.4	$ 1,315	$ 1,370	$ 1,425	$ 1,479	$ 1,534
1587	629001011	380.0	$ 2,448	$ 2,536	$ 2,624	$ 2,712	$ 2,800
1588	620001012	376.1	$ 2,895	$ 3,257	$ 3,618	$ 3,980	$ 4,342
1589	620001012	376.2	$ 2,988	$ 3,361	$ 3,735	$ 4,108	$ 4,482
1590	620001012	376.4	$ 1,206	$ 1,356	$ 1,507	$ 1,658	$ 1,809
1591	620001012	380.0	$ 323	$ 364	$ 404	$ 444	$ 485
1592	620001013	376.1	$ -	$ -	$ -	$ -	$ -
1593	620001013	376.2	$ -	$ -	$ -	$ -	$ -
1594	620001013	376.4	$ -	$ -	$ -	$ -	$ -
1595	620001013	380.0	$ -	$ -	$ -	$ -	$ -
1596	T610001014	367.1	$ -	$ -	$ -	$ -	$ -
1597	T610001014	368.0	$ -	$ -	$ -	$ -	$ -
1598	T610001014	369.0	$ -	$ -	$ -	$ -	$ -
1599	T680001015	367.1	$ -	$ -	$ -	$ -	$ -
1600	T680001016	367.1	$ -	$ -	$ -	$ -	$ -
1601	T680001016	368.0	$ -	$ -	$ -	$ -	$ -
1602	T680001016	369.0	$ -	$ -	$ -	$ -	$ -
1603	T680001017	367.1	$ -	$ -	$ -	$ -	$ -
1604	T680001017	368.0	$ -	$ -	$ -	$ -	$ -
1605	T680001017	369.0	$ -	$ -	$ -	$ -	$ -
1606	T680001018	367.1	$ -	$ -	$ -	$ -	$ -
1607	T680001018	368.0	$ -	$ -	$ -	$ -	$ -
1608	T680001018	369.0	$ -	$ -	$ -	$ -	$ -
1609	660001019	376.1	$ -	$ -	$ -	$ -	$ -
1610	660001019	376.2	$ -	$ -	$ -	$ -	$ -
1611	660001019	376.4	$ -	$ -	$ -	$ -	$ -
1612	660001019	380.0	$ -	$ -	$ -	$ -	$ -
1613	660001020	376.1	$ -	$ -	$ -	$ -	$ -

Sponsored by NMGC Witness Erik C. Buchanan

WP Plant 6 Accum Res Balances

NEW MEXICO GAS COMPANY, INC.

Accumulated Reserve Account
Base Period - 12 Months Ending March 31, 2023
Future Test Year - 12 Months Ending September 30, 2025

	A	B	C	D	E	F	G	H	I	J	K	L	M	N	O
1			Adjusted Base Period												
2			Balance	Balance	Balance	Balance	Balance	Balance	Balance	Balance	Balance	Balance	Balance	Balance	Balance
3	Investment Number / Beginning Balance	FERC Account	**3/31/2023**	**4/30/2023**	**5/31/2023**	**6/30/2023**	**7/31/2023**	**8/31/2023**	**9/30/2023**	**10/31/2023**	**11/30/2023**	**12/31/2023**	**1/31/2024**	**2/29/2024**	**3/31/2024**
1614	660001020	376.2	$ -	$ -	$ -	$ -	$ -	$ -	$ -	$ -	$ -	$ -	$ -	$ -	$ -
1615	660001020	376.4	$ -	$ -	$ -	$ -	$ -	$ -	$ -	$ -	$ -	$ -	$ -	$ -	$ -
1616	662001021	376.1	$ -	$ -	$ -	$ -	$ -	$ -	$ -	$ -	$ -	$ -	$ -	$ -	$ -
1617	662001021	376.2	$ -	$ -	$ -	$ -	$ -	$ -	$ -	$ -	$ -	$ -	$ -	$ -	$ -
1618	662001021	376.4	$ -	$ -	$ -	$ -	$ -	$ -	$ -	$ -	$ -	$ -	$ -	$ -	$ -
1619	662001022	376.1	$ -	$ -	$ -	$ -	$ -	$ -	$ -	$ -	$ -	$ -	$ -	$ -	$ -
1620	662001022	376.2	$ -	$ -	$ -	$ -	$ -	$ -	$ -	$ -	$ -	$ -	$ -	$ -	$ -
1621	662001022	376.4	$ -	$ -	$ -	$ -	$ -	$ -	$ -	$ -	$ -	$ -	$ -	$ -	$ -
1622	610001023	376.1	$ -	$ -	$ -	$ -	$ -	$ -	$ -	$ -	$ -	$ -	$ -	$ -	$ -
1623	610001023	376.2	$ -	$ -	$ -	$ -	$ -	$ -	$ -	$ -	$ -	$ -	$ -	$ -	$ -
1624	610001023	376.4	$ -	$ -	$ -	$ -	$ -	$ -	$ -	$ -	$ -	$ -	$ -	$ -	$ -
1625	621001024	376.1	$ -	$ -	$ -	$ -	$ -	$ -	$ -	$ -	$ -	$ -	$ -	$ -	$ -
1626	621001024	376.2	$ -	$ -	$ -	$ -	$ -	$ -	$ -	$ -	$ -	$ -	$ -	$ -	$ -
1627	621001024	376.4	$ -	$ -	$ -	$ -	$ -	$ -	$ -	$ -	$ -	$ -	$ -	$ -	$ -
1628	621001024	380.0	$ -	$ -	$ -	$ -	$ -	$ -	$ -	$ -	$ -	$ -	$ -	$ -	$ -
1629	632001025	376.1	$ -	$ -	$ -	$ -	$ -	$ -	$ -	$ -	$ -	$ -	$ -	$ -	$ -
1630	632001025	376.2	$ -	$ -	$ -	$ -	$ -	$ -	$ -	$ -	$ -	$ -	$ -	$ -	$ -
1631	632001025	376.4	$ -	$ -	$ -	$ -	$ -	$ -	$ -	$ -	$ -	$ -	$ -	$ -	$ -
1632	632001025	380.0	$ -	$ -	$ -	$ -	$ -	$ -	$ -	$ -	$ -	$ -	$ -	$ -	$ -
1633	T621001026	368.0	$ -	$ -	$ -	$ -	$ -	$ -	$ -	$ -	$ -	$ -	$ -	$ -	$ -
1634	T621001026	369.0	$ -	$ -	$ -	$ -	$ -	$ -	$ -	$ -	$ -	$ -	$ -	$ -	$ -
1635	611001027	376.1	$ -	$ -	$ -	$ -	$ -	$ -	$ -	$ -	$ -	$ -	$ -	$ -	$ -
1636	611001027	376.2	$ -	$ -	$ -	$ -	$ -	$ -	$ -	$ -	$ -	$ -	$ -	$ -	$ -
1637	611001027	376.4	$ -	$ -	$ -	$ -	$ -	$ -	$ -	$ -	$ -	$ -	$ -	$ -	$ -
1638	632001028	376.1	$ -	$ -	$ -	$ -	$ -	$ -	$ -	$ -	$ -	$ -	$ -	$ -	$ -
1639	632001028	376.2	$ -	$ -	$ -	$ -	$ -	$ -	$ -	$ -	$ -	$ -	$ -	$ -	$ -
1640	632001028	376.4	$ -	$ -	$ -	$ -	$ -	$ -	$ -	$ -	$ -	$ -	$ -	$ -	$ -
1641	632001028	380.0	$ -	$ -	$ -	$ -	$ -	$ -	$ -	$ -	$ -	$ -	$ -	$ -	$ -
1642	633001029	376.1	$ -	$ -	$ -	$ -	$ 161	$ 322	$ 475	$ 627	$ 779	$ 931	$ 1,083	$ 1,235	$ 1,387
1643	633001029	376.2	$ -	$ -	$ -	$ -	$ 986	$ 1,972	$ 2,996	$ 4,020	$ 5,044	$ 6,068	$ 7,092	$ 8,115	$ 9,139
1644	633001029	376.4	$ -	$ -	$ -	$ -	$ 132	$ 264	$ 394	$ 523	$ 653	$ 783	$ 913	$ 1,043	$ 1,173
1645	633001029	380.0	$ -	$ -	$ -	$ -	$ 476	$ 951	$ 1,160	$ 1,369	$ 1,578	$ 1,787	$ 1,996	$ 2,204	$ 2,413
1646	660001030	376.1	$ -	$ -	$ -	$ -	$ -	$ -	$ -	$ -	$ -	$ -	$ -	$ -	$ -
1647	660001030	376.2	$ -	$ -	$ -	$ -	$ -	$ -	$ -	$ -	$ -	$ -	$ -	$ -	$ -
1648	660001030	376.4	$ -	$ -	$ -	$ -	$ -	$ -	$ -	$ -	$ -	$ -	$ -	$ -	$ -
1649	660001030	380.0	$ -	$ -	$ -	$ -	$ -	$ -	$ -	$ -	$ -	$ -	$ -	$ -	$ -
1650	633001031	376.1	$ -	$ -	$ -	$ -	$ -	$ -	$ -	$ -	$ -	$ -	$ -	$ -	$ -
1651	633001031	376.2	$ -	$ -	$ -	$ -	$ -	$ -	$ -	$ -	$ -	$ -	$ -	$ -	$ -
1652	633001031	376.4	$ -	$ -	$ -	$ -	$ -	$ -	$ -	$ -	$ -	$ -	$ -	$ -	$ -
1653	633001031	380.0	$ -	$ -	$ -	$ -	$ -	$ -	$ -	$ -	$ -	$ -	$ -	$ -	$ -
1654	610001032	376.1	$ -	$ -	$ -	$ -	$ -	$ -	$ -	$ -	$ -	$ -	$ -	$ -	$ -
1655	610001032	376.2	$ -	$ -	$ -	$ -	$ -	$ -	$ -	$ -	$ -	$ -	$ -	$ -	$ -
1656	610001032	376.4	$ -	$ -	$ -	$ -	$ -	$ -	$ -	$ -	$ -	$ -	$ -	$ -	$ -
1657	610001033	376.1	$ -	$ -	$ -	$ -	$ -	$ -	$ -	$ -	$ -	$ -	$ -	$ -	$ -
1658	610001033	376.2	$ -	$ -	$ -	$ -	$ -	$ -	$ -	$ -	$ -	$ -	$ -	$ -	$ -
1659	610001033	376.4	$ -	$ -	$ -	$ -	$ -	$ -	$ -	$ -	$ -	$ -	$ -	$ -	$ -

Sponsored by NMGC Witness Erik C. Buchanan

WP Plant 6 Accum Res Balances

NEW MEXICO GAS COMPANY, INC.

Accumulated Reserve Account
Base Period - 12 Months Ending March 31, 2023
Future Test Year - 12 Months Ending September 30, 2025

	A	B	P	Q	R	S	T	U	V	W	X	Y	Z	AA	AB
1															
2			Balance	Balance	Balance	Balance	Balance	Balance	Balance	Balance	Balance	Balance	Balance	Balance	Balance
3	Investment Number / Beginning Balance	FERC Account	4/30/2024	5/31/2024	6/30/2024	7/31/2024	8/31/2024	9/30/2024	10/31/2024	11/30/2024	12/31/2024	1/31/2025	2/28/2025	3/31/2025	4/30/2025
1614	660001020	376.2	$ -	$ -	$ -	$ -	$ -	$ -	$ -	$ -	$ -	$ -	$ -	$ -	$ -
1615	660001020	376.4	$ -	$ -	$ -	$ -	$ -	$ -	$ -	$ -	$ -	$ -	$ -	$ -	$ -
1616	662001021	376.1	$ -	$ -	$ -	$ -	$ -	$ -	$ -	$ -	$ -	$ -	$ -	$ -	$ -
1617	662001021	376.2	$ -	$ -	$ -	$ -	$ -	$ -	$ -	$ -	$ -	$ -	$ -	$ -	$ -
1618	662001021	376.4	$ -	$ -	$ -	$ -	$ -	$ -	$ -	$ -	$ -	$ -	$ -	$ -	$ -
1619	662001022	376.1	$ -	$ -	$ -	$ -	$ -	$ -	$ -	$ -	$ -	$ -	$ -	$ -	$ -
1620	662001022	376.2	$ -	$ -	$ -	$ -	$ -	$ -	$ -	$ -	$ -	$ -	$ -	$ -	$ -
1621	662001022	376.4	$ -	$ -	$ -	$ -	$ -	$ -	$ -	$ -	$ -	$ -	$ -	$ -	$ -
1622	610001023	376.1	$ -	$ -	$ -	$ -	$ -	$ -	$ -	$ -	$ -	$ -	$ -	$ -	$ -
1623	610001023	376.2	$ -	$ -	$ -	$ -	$ -	$ -	$ -	$ -	$ -	$ -	$ -	$ -	$ -
1624	610001023	376.4	$ -	$ -	$ -	$ -	$ -	$ -	$ -	$ -	$ -	$ -	$ -	$ -	$ -
1625	621001024	376.1	$ -	$ -	$ -	$ -	$ -	$ -	$ -	$ -	$ -	$ -	$ -	$ -	$ -
1626	621001024	376.2	$ -	$ -	$ -	$ -	$ -	$ -	$ -	$ -	$ -	$ -	$ -	$ -	$ -
1627	621001024	376.4	$ -	$ -	$ -	$ -	$ -	$ -	$ -	$ -	$ -	$ -	$ -	$ -	$ -
1628	621001024	380.0	$ -	$ -	$ -	$ -	$ -	$ -	$ -	$ -	$ -	$ -	$ -	$ -	$ -
1629	632001025	376.1	$ -	$ -	$ -	$ -	$ -	$ -	$ -	$ -	$ -	$ -	$ -	$ -	$ -
1630	632001025	376.2	$ -	$ -	$ -	$ -	$ -	$ -	$ -	$ -	$ -	$ -	$ -	$ -	$ -
1631	632001025	376.4	$ -	$ -	$ -	$ -	$ -	$ -	$ -	$ -	$ -	$ -	$ -	$ -	$ -
1632	632001025	380.0	$ -	$ -	$ -	$ -	$ -	$ -	$ -	$ -	$ -	$ -	$ -	$ -	$ -
1633	T621001026	368.0	$ -	$ -	$ -	$ -	$ -	$ -	$ -	$ -	$ -	$ -	$ -	$ -	$ -
1634	T621001026	369.0	$ -	$ -	$ -	$ -	$ -	$ -	$ -	$ -	$ -	$ -	$ -	$ -	$ -
1635	611001027	376.1	$ -	$ -	$ -	$ -	$ -	$ -	$ -	$ -	$ -	$ -	$ -	$ -	$ -
1636	611001027	376.2	$ -	$ -	$ -	$ -	$ -	$ -	$ -	$ -	$ -	$ -	$ -	$ -	$ -
1637	611001027	376.4	$ -	$ -	$ -	$ -	$ -	$ -	$ -	$ -	$ -	$ -	$ -	$ -	$ -
1638	632001028	376.1	$ -	$ -	$ -	$ -	$ -	$ -	$ -	$ -	$ -	$ -	$ -	$ -	$ -
1639	632001028	376.2	$ -	$ -	$ -	$ -	$ -	$ -	$ -	$ -	$ -	$ -	$ -	$ -	$ -
1640	632001028	376.4	$ -	$ -	$ -	$ -	$ -	$ -	$ -	$ -	$ -	$ -	$ -	$ -	$ -
1641	632001028	380.0	$ -	$ -	$ -	$ -	$ -	$ -	$ -	$ -	$ -	$ -	$ -	$ -	$ -
1642	633001029	376.1	$ 1,539	$ 1,691	$ 1,843	$ 1,995	$ 2,148	$ 2,300	$ 2,452	$ 2,604	$ 2,756	$ 2,908	$ 3,060	$ 3,212	$ 3,364
1643	633001029	376.2	$ 10,163	$ 11,187	$ 12,211	$ 13,235	$ 14,259	$ 15,283	$ 16,307	$ 17,330	$ 18,354	$ 19,378	$ 20,402	$ 21,426	$ 22,450
1644	633001029	376.4	$ 1,303	$ 1,433	$ 1,562	$ 1,692	$ 1,822	$ 1,952	$ 2,082	$ 2,212	$ 2,342	$ 2,471	$ 2,601	$ 2,731	$ 2,861
1645	633001029	380.0	$ 2,622	$ 2,831	$ 3,040	$ 3,249	$ 3,457	$ 3,666	$ 3,875	$ 4,084	$ 4,293	$ 4,502	$ 4,711	$ 4,919	$ 5,128
1646	660001030	376.1	$ -	$ -	$ -	$ -	$ -	$ -	$ -	$ -	$ -	$ -	$ -	$ -	$ -
1647	660001030	376.2	$ -	$ -	$ -	$ -	$ -	$ -	$ -	$ -	$ -	$ -	$ -	$ -	$ -
1648	660001030	376.4	$ -	$ -	$ -	$ -	$ -	$ -	$ -	$ -	$ -	$ -	$ -	$ -	$ -
1649	660001030	380.0	$ -	$ -	$ -	$ -	$ -	$ -	$ -	$ -	$ -	$ -	$ -	$ -	$ -
1650	633001031	376.1	$ -	$ -	$ -	$ -	$ -	$ -	$ -	$ -	$ -	$ -	$ -	$ -	$ -
1651	633001031	376.2	$ -	$ -	$ -	$ -	$ -	$ -	$ -	$ -	$ -	$ -	$ -	$ -	$ -
1652	633001031	376.4	$ -	$ -	$ -	$ -	$ -	$ -	$ -	$ -	$ -	$ -	$ -	$ -	$ -
1653	633001031	380.0	$ -	$ -	$ -	$ -	$ -	$ -	$ -	$ -	$ -	$ -	$ -	$ -	$ -
1654	610001032	376.1	$ -	$ -	$ -	$ -	$ -	$ -	$ -	$ -	$ -	$ -	$ -	$ -	$ -
1655	610001032	376.2	$ -	$ -	$ -	$ -	$ -	$ -	$ -	$ -	$ -	$ -	$ -	$ -	$ -
1656	610001032	376.4	$ -	$ -	$ -	$ -	$ -	$ -	$ -	$ -	$ -	$ -	$ -	$ -	$ -
1657	610001033	376.1	$ -	$ -	$ -	$ -	$ -	$ -	$ -	$ -	$ -	$ -	$ -	$ -	$ -
1658	610001033	376.2	$ -	$ -	$ -	$ -	$ -	$ -	$ -	$ -	$ -	$ -	$ -	$ -	$ -
1659	610001033	376.4	$ -	$ -	$ -	$ -	$ -	$ -	$ -	$ -	$ -	$ -	$ -	$ -	$ -

Sponsored by NMGC Witness Erik C. Buchanan

WP Plant 6 Accum Res Balances

NEW MEXICO GAS COMPANY, INC.

Accumulated Reserve Account
Base Period - 12 Months Ending March 31, 2023
Future Test Year - 12 Months Ending September 30, 2025

	A	B	AC	AD	AE	AF	AG
1							
2			Balance	Balance	Balance	Balance	Balance
3	Investment Number / Beginning Balance	FERC Account	**5/31/2025**	**6/30/2025**	**7/31/2025**	**8/31/2025**	**9/30/2025**
1614	660001020	376.2	$ -	$ -	$ -	$ -	$ -
1615	660001020	376.4	$ -	$ -	$ -	$ -	$ -
1616	662001021	376.1	$ -	$ -	$ -	$ -	$ -
1617	662001021	376.2	$ -	$ -	$ -	$ -	$ -
1618	662001021	376.4	$ -	$ -	$ -	$ -	$ -
1619	662001022	376.1	$ -	$ -	$ -	$ -	$ -
1620	662001022	376.2	$ -	$ -	$ -	$ -	$ -
1621	662001022	376.4	$ -	$ -	$ -	$ -	$ -
1622	610001023	376.1	$ -	$ -	$ -	$ -	$ -
1623	610001023	376.2	$ -	$ -	$ -	$ -	$ -
1624	610001023	376.4	$ -	$ -	$ -	$ -	$ -
1625	621001024	376.1	$ -	$ -	$ -	$ -	$ -
1626	621001024	376.2	$ -	$ -	$ -	$ -	$ -
1627	621001024	376.4	$ -	$ -	$ -	$ -	$ -
1628	621001024	380.0	$ -	$ -	$ -	$ -	$ -
1629	632001025	376.1	$ -	$ -	$ -	$ -	$ -
1630	632001025	376.2	$ -	$ -	$ -	$ -	$ -
1631	632001025	376.4	$ -	$ -	$ -	$ -	$ -
1632	632001025	380.0	$ -	$ -	$ -	$ -	$ -
1633	T621001026	368.0	$ -	$ -	$ -	$ -	$ -
1634	T621001026	369.0	$ -	$ -	$ -	$ -	$ -
1635	611001027	376.1	$ -	$ -	$ -	$ -	$ -
1636	611001027	376.2	$ -	$ -	$ -	$ -	$ -
1637	611001027	376.4	$ -	$ -	$ -	$ -	$ -
1638	632001028	376.1	$ -	$ 81	$ 161	$ 242	$ 323
1639	632001028	376.2	$ -	$ 543	$ 1,087	$ 1,630	$ 2,173
1640	632001028	376.4	$ -	$ 69	$ 138	$ 207	$ 276
1641	632001028	380.0	$ -	$ 111	$ 222	$ 332	$ 443
1642	633001029	376.1	$ 3,516	$ 3,668	$ 3,821	$ 3,973	$ 4,125
1643	633001029	376.2	$ 23,474	$ 24,498	$ 25,522	$ 26,545	$ 27,569
1644	633001029	376.4	$ 2,991	$ 3,121	$ 3,251	$ 3,380	$ 3,510
1645	633001029	380.0	$ 5,337	$ 5,546	$ 5,755	$ 5,964	$ 6,172
1646	660001030	376.1	$ -	$ -	$ -	$ -	$ -
1647	660001030	376.2	$ -	$ -	$ -	$ -	$ -
1648	660001030	376.4	$ -	$ -	$ -	$ -	$ -
1649	660001030	380.0	$ -	$ -	$ -	$ -	$ -
1650	633001031	376.1	$ -	$ -	$ -	$ -	$ -
1651	633001031	376.2	$ -	$ -	$ -	$ -	$ -
1652	633001031	376.4	$ -	$ -	$ -	$ -	$ -
1653	633001031	380.0	$ -	$ -	$ -	$ -	$ -
1654	610001032	376.1	$ -	$ -	$ -	$ -	$ -
1655	610001032	376.2	$ -	$ -	$ -	$ -	$ -
1656	610001032	376.4	$ -	$ -	$ -	$ -	$ -
1657	610001033	376.1	$ -	$ -	$ -	$ -	$ 29
1658	610001033	376.2	$ -	$ -	$ -	$ -	$ 192
1659	610001033	376.4	$ -	$ -	$ -	$ -	$ 24

NEW MEXICO GAS COMPANY, INC.

Accumulated Reserve Account
Base Period - 12 Months Ending March 31, 2023
Future Test Year - 12 Months Ending September 30, 2025

	A	B	C	D	E	F	G	H	I	J	K	L	M	N	O
1			Adjusted Base Period												
2			Balance	Balance	Balance	Balance	Balance	Balance	Balance	Balance	Balance	Balance	Balance	Balance	Balance
3	Investment Number / Beginning Balance	FERC Account	**3/31/2023**	**4/30/2023**	**5/31/2023**	**6/30/2023**	**7/31/2023**	**8/31/2023**	**9/30/2023**	**10/31/2023**	**11/30/2023**	**12/31/2023**	**1/31/2024**	**2/29/2024**	**3/31/2024**
1660	610001033	380.0	$ -	$ -	$ -	$ -	$ -	$ -	$ -	$ -	$ -	$ -	$ -	$ -	$ -
1661	610001034	376.1	$ -	$ -	$ -	$ -	$ -	$ -	$ -	$ -	$ -	$ -	$ -	$ -	$ -
1662	610001034	376.2	$ -	$ -	$ -	$ -	$ -	$ -	$ -	$ -	$ -	$ -	$ -	$ -	$ -
1663	610001034	376.4	$ -	$ -	$ -	$ -	$ -	$ -	$ -	$ -	$ -	$ -	$ -	$ -	$ -
1664	610001034	380.0	$ -	$ -	$ -	$ -	$ -	$ -	$ -	$ -	$ -	$ -	$ -	$ -	$ -
1665	T610001035	367.1	$ -	$ -	$ -	$ -	$ -	$ -	$ -	$ -	$ -	$ -	$ -	$ -	$ -
1666	610001036	376.1	$ -	$ -	$ -	$ -	$ -	$ -	$ -	$ -	$ -	$ -	$ -	$ -	$ -
1667	610001036	376.2	$ -	$ -	$ -	$ -	$ -	$ -	$ -	$ -	$ -	$ -	$ -	$ -	$ -
1668	610001036	376.4	$ -	$ -	$ -	$ -	$ -	$ -	$ -	$ -	$ -	$ -	$ -	$ -	$ -
1669	T626001037	368.0	$ -	$ -	$ -	$ -	$ -	$ -	$ -	$ -	$ -	$ -	$ -	$ -	$ -
1670	T626001037	369.0	$ -	$ -	$ -	$ -	$ -	$ -	$ -	$ -	$ -	$ -	$ -	$ -	$ -
1671	T610001038	367.1	$ -	$ -	$ -	$ -	$ -	$ -	$ -	$ -	$ -	$ -	$ -	$ -	$ -
1672	T610001038	368.0	$ -	$ -	$ -	$ -	$ -	$ -	$ -	$ -	$ -	$ -	$ -	$ -	$ -
1673	T610001038	369.0	$ -	$ -	$ -	$ -	$ -	$ -	$ -	$ -	$ -	$ -	$ -	$ -	$ -
1674	T626001039	368.0	$ -	$ -	$ -	$ -	$ -	$ -	$ -	$ -	$ -	$ -	$ -	$ -	$ -
1675	T626001039	369.0	$ -	$ -	$ -	$ -	$ -	$ -	$ -	$ -	$ -	$ -	$ -	$ -	$ -
1676	T680001041	367.1	$ -	$ -	$ -	$ -	$ -	$ -	$ -	$ -	$ -	$ -	$ -	$ -	$ -
1677	T680001041	368.0	$ -	$ -	$ -	$ -	$ -	$ -	$ -	$ -	$ -	$ -	$ -	$ -	$ -
1678	T680001041	369.0	$ -	$ -	$ -	$ -	$ -	$ -	$ -	$ -	$ -	$ -	$ -	$ -	$ -
1679	T660001042	367.1	$ -	$ -	$ -	$ -	$ -	$ -	$ -	$ -	$ -	$ -	$ -	$ -	$ -
1680	T660001042	368.0	$ -	$ -	$ -	$ -	$ -	$ -	$ -	$ -	$ -	$ -	$ -	$ -	$ -
1681	T660001042	369.0	$ -	$ -	$ -	$ -	$ -	$ -	$ -	$ -	$ -	$ -	$ -	$ -	$ -
1682	T624001043	367.1	$ -	$ -	$ -	$ -	$ -	$ -	$ -	$ -	$ -	$ -	$ -	$ -	$ -
1683	T624001043	368.0	$ -	$ -	$ -	$ -	$ -	$ -	$ -	$ -	$ -	$ -	$ -	$ -	$ -
1684	T624001043	369.0	$ -	$ -	$ -	$ -	$ -	$ -	$ -	$ -	$ -	$ -	$ -	$ -	$ -
1685	610001044	376.1	$ -	$ -	$ -	$ -	$ -	$ -	$ -	$ -	$ -	$ -	$ -	$ -	$ -
1686	610001044	376.2	$ -	$ -	$ -	$ -	$ -	$ -	$ -	$ -	$ -	$ -	$ -	$ -	$ -
1687	610001044	376.4	$ -	$ -	$ -	$ -	$ -	$ -	$ -	$ -	$ -	$ -	$ -	$ -	$ -
1688	610001044	380.0	$ -	$ -	$ -	$ -	$ -	$ -	$ -	$ -	$ -	$ -	$ -	$ -	$ -
1689	T660001045	367.1	$ -	$ -	$ -	$ -	$ -	$ -	$ -	$ -	$ -	$ -	$ -	$ -	$ -
1690	T660001045	368.0	$ -	$ -	$ -	$ -	$ -	$ -	$ -	$ -	$ -	$ -	$ -	$ -	$ -
1691	T660001045	369.0	$ -	$ -	$ -	$ -	$ -	$ -	$ -	$ -	$ -	$ -	$ -	$ -	$ -
1692	T680001046	368.0	$ -	$ -	$ -	$ -	$ -	$ -	$ -	$ 64	$ 127	$ 191	$ 255	$ 319	$ 382
1693	T680001046	369.0	$ -	$ -	$ -	$ -	$ -	$ -	$ -	$ 263	$ 527	$ 790	$ 1,053	$ 1,317	$ 1,580
1694	610001047	376.1	$ -	$ -	$ -	$ -	$ -	$ -	$ -	$ -	$ -	$ -	$ -	$ -	$ -
1695	610001047	376.2	$ -	$ -	$ -	$ -	$ -	$ -	$ -	$ -	$ -	$ -	$ -	$ -	$ -
1696	610001047	376.4	$ -	$ -	$ -	$ -	$ -	$ -	$ -	$ -	$ -	$ -	$ -	$ -	$ -
1697	610001047	380.0	$ -	$ -	$ -	$ -	$ -	$ -	$ -	$ -	$ -	$ -	$ -	$ -	$ -
1698	610001048	376.1	$ -	$ -	$ -	$ -	$ -	$ -	$ -	$ -	$ -	$ -	$ -	$ -	$ -
1699	610001048	376.2	$ -	$ -	$ -	$ -	$ -	$ -	$ -	$ -	$ -	$ -	$ -	$ -	$ -
1700	610001048	376.4	$ -	$ -	$ -	$ -	$ -	$ -	$ -	$ -	$ -	$ -	$ -	$ -	$ -
1701	610001048	380.0	$ -	$ -	$ -	$ -	$ -	$ -	$ -	$ -	$ -	$ -	$ -	$ -	$ -
1702	611001049	376.1	$ -	$ -	$ -	$ -	$ -	$ -	$ -	$ -	$ -	$ -	$ -	$ -	$ -
1703	611001049	376.2	$ -	$ -	$ -	$ -	$ -	$ -	$ -	$ -	$ -	$ -	$ -	$ -	$ -
1704	611001049	376.4	$ -	$ -	$ -	$ -	$ -	$ -	$ -	$ -	$ -	$ -	$ -	$ -	$ -
1705	601001050	391.2	$ -	$ -	$ -	$ -	$ -	$ -	$ -	$ -	$ -	$ -	$ -	$ -	$ -

Sponsored by NMGC Witness Erik C. Buchanan

WP Plant 6 Accum Res Balances

NEW MEXICO GAS COMPANY, INC.

Accumulated Reserve Account
Base Period - 12 Months Ending March 31, 2023
Future Test Year - 12 Months Ending September 30, 2025

	A	B	P	Q	R	S	T	U	V	W	X	Y	Z	AA	AB
1															
2			Balance	Balance	Balance	Balance	Balance	Balance	Balance	Balance	Balance	Balance	Balance	Balance	Balance
3	Investment Number / Beginning Balance	FERC Account	4/30/2024	5/31/2024	6/30/2024	7/31/2024	8/31/2024	9/30/2024	10/31/2024	11/30/2024	12/31/2024	1/31/2025	2/28/2025	3/31/2025	4/30/2025
1660	610001033	380.0	$ -	$ -	$ -	$ -	$ -	$ -	$ -	$ -	$ -	$ -	$ -	$ -	$ -
1661	610001034	376.1	$ -	$ -	$ -	$ -	$ -	$ -	$ -	$ -	$ -	$ -	$ -	$ -	$ -
1662	610001034	376.2	$ -	$ -	$ -	$ -	$ -	$ -	$ -	$ -	$ -	$ -	$ -	$ -	$ -
1663	610001034	376.4	$ -	$ -	$ -	$ -	$ -	$ -	$ -	$ -	$ -	$ -	$ -	$ -	$ -
1664	610001034	380.0	$ -	$ -	$ -	$ -	$ -	$ -	$ -	$ -	$ -	$ -	$ -	$ -	$ -
1665	T610001035	367.1	$ -	$ -	$ -	$ -	$ -	$ -	$ -	$ -	$ -	$ -	$ -	$ -	$ -
1666	610001036	376.1	$ -	$ -	$ -	$ -	$ -	$ -	$ -	$ -	$ -	$ -	$ -	$ -	$ -
1667	610001036	376.2	$ -	$ -	$ -	$ -	$ -	$ -	$ -	$ -	$ -	$ -	$ -	$ -	$ -
1668	610001036	376.4	$ -	$ -	$ -	$ -	$ -	$ -	$ -	$ -	$ -	$ -	$ -	$ -	$ -
1669	T626001037	368.0	$ -	$ -	$ -	$ -	$ -	$ -	$ -	$ -	$ -	$ -	$ -	$ -	$ -
1670	T626001037	369.0	$ -	$ -	$ -	$ -	$ -	$ -	$ -	$ -	$ -	$ -	$ -	$ -	$ -
1671	T610001038	367.1	$ -	$ -	$ -	$ -	$ -	$ -	$ -	$ -	$ -	$ -	$ -	$ -	$ -
1672	T610001038	368.0	$ -	$ -	$ -	$ -	$ -	$ -	$ -	$ -	$ -	$ -	$ -	$ -	$ -
1673	T610001038	369.0	$ -	$ -	$ -	$ -	$ -	$ -	$ -	$ -	$ -	$ -	$ -	$ -	$ -
1674	T626001039	368.0	$ -	$ -	$ -	$ -	$ -	$ -	$ -	$ -	$ -	$ -	$ -	$ -	$ -
1675	T626001039	369.0	$ -	$ -	$ -	$ -	$ -	$ -	$ -	$ -	$ -	$ -	$ -	$ -	$ -
1676	T680001041	367.1	$ -	$ -	$ -	$ -	$ -	$ -	$ -	$ -	$ -	$ -	$ -	$ -	$ -
1677	T680001041	368.0	$ -	$ -	$ -	$ -	$ -	$ -	$ -	$ -	$ -	$ -	$ -	$ -	$ -
1678	T680001041	369.0	$ -	$ -	$ -	$ -	$ -	$ -	$ -	$ -	$ -	$ -	$ -	$ -	$ -
1679	T660001042	367.1	$ -	$ -	$ -	$ -	$ -	$ -	$ -	$ -	$ -	$ -	$ -	$ -	$ -
1680	T660001042	368.0	$ -	$ -	$ -	$ -	$ -	$ -	$ -	$ -	$ -	$ -	$ -	$ -	$ -
1681	T660001042	369.0	$ -	$ -	$ -	$ -	$ -	$ -	$ -	$ -	$ -	$ -	$ -	$ -	$ -
1682	T624001043	367.1	$ -	$ -	$ -	$ -	$ -	$ -	$ -	$ -	$ -	$ -	$ -	$ -	$ -
1683	T624001043	368.0	$ -	$ -	$ -	$ -	$ -	$ -	$ -	$ -	$ -	$ -	$ -	$ -	$ -
1684	T624001043	369.0	$ -	$ -	$ -	$ -	$ -	$ -	$ -	$ -	$ -	$ -	$ -	$ -	$ -
1685	610001044	376.1	$ -	$ -	$ -	$ -	$ -	$ -	$ -	$ -	$ -	$ -	$ -	$ -	$ -
1686	610001044	376.2	$ -	$ -	$ -	$ -	$ -	$ -	$ -	$ -	$ -	$ -	$ -	$ -	$ -
1687	610001044	376.4	$ -	$ -	$ -	$ -	$ -	$ -	$ -	$ -	$ -	$ -	$ -	$ -	$ -
1688	610001044	380.0	$ -	$ -	$ -	$ -	$ -	$ -	$ -	$ -	$ -	$ -	$ -	$ -	$ -
1689	T660001045	367.1	$ -	$ -	$ -	$ -	$ -	$ -	$ -	$ -	$ -	$ -	$ -	$ -	$ -
1690	T660001045	368.0	$ -	$ -	$ -	$ -	$ -	$ -	$ -	$ -	$ -	$ -	$ -	$ -	$ -
1691	T660001045	369.0	$ -	$ -	$ -	$ -	$ -	$ -	$ -	$ -	$ -	$ -	$ -	$ -	$ -
1692	T680001046	368.0	$ 446	$ 510	$ 573	$ 637	$ 701	$ 765	$ 828	$ 892	$ 956	$ 1,019	$ 1,083	$ 1,147	$ 1,210
1693	T680001046	369.0	$ 1,843	$ 2,107	$ 2,370	$ 2,633	$ 2,897	$ 3,160	$ 3,423	$ 3,687	$ 3,950	$ 4,214	$ 4,477	$ 4,740	$ 5,004
1694	610001047	376.1	$ -	$ -	$ -	$ -	$ -	$ -	$ -	$ -	$ -	$ -	$ -	$ -	$ -
1695	610001047	376.2	$ -	$ -	$ -	$ -	$ -	$ -	$ -	$ -	$ -	$ -	$ -	$ -	$ -
1696	610001047	376.4	$ -	$ -	$ -	$ -	$ -	$ -	$ -	$ -	$ -	$ -	$ -	$ -	$ -
1697	610001047	380.0	$ -	$ -	$ -	$ -	$ -	$ -	$ -	$ -	$ -	$ -	$ -	$ -	$ -
1698	610001048	376.1	$ -	$ -	$ -	$ -	$ -	$ -	$ -	$ -	$ -	$ -	$ -	$ -	$ -
1699	610001048	376.2	$ -	$ -	$ -	$ -	$ -	$ -	$ -	$ -	$ -	$ -	$ -	$ -	$ -
1700	610001048	376.4	$ -	$ -	$ -	$ -	$ -	$ -	$ -	$ -	$ -	$ -	$ -	$ -	$ -
1701	610001048	380.0	$ -	$ -	$ -	$ -	$ -	$ -	$ -	$ -	$ -	$ -	$ -	$ -	$ -
1702	611001049	376.1	$ -	$ -	$ -	$ -	$ -	$ -	$ -	$ -	$ -	$ -	$ -	$ -	$ -
1703	611001049	376.2	$ -	$ -	$ -	$ -	$ -	$ -	$ -	$ -	$ -	$ -	$ -	$ -	$ -
1704	611001049	376.4	$ -	$ -	$ -	$ -	$ -	$ -	$ -	$ -	$ -	$ -	$ -	$ -	$ -
1705	601001050	391.2	$ -	$ -	$ -	$ -	$ -	$ -	$ -	$ -	$ -	$ -	$ -	$ -	$ -

Sponsored by NMGC Witness Erik C. Buchanan

WP Plant 6 Accum Res Balances

NEW MEXICO GAS COMPANY, INC.

Accumulated Reserve Account
Base Period - 12 Months Ending March 31, 2023
Future Test Year - 12 Months Ending September 30, 2025

	A	B	AC	AD	AE	AF	AG
1							
2			Balance	Balance	Balance	Balance	Balance
3	Investment Number / Beginning Balance	FERC Account	**5/31/2025**	**6/30/2025**	**7/31/2025**	**8/31/2025**	**9/30/2025**
1660	610001033	380.0	$ -	$ -	$ -	$ -	$ 39
1661	610001034	376.1	$ -	$ -	$ 71	$ 141	$ 212
1662	610001034	376.2	$ -	$ -	$ 73	$ 146	$ 219
1663	610001034	376.4	$ -	$ -	$ 29	$ 59	$ 88
1664	610001034	380.0	$ -	$ -	$ 8	$ 16	$ 24
1665	T610001035	367.1	$ -	$ -	$ -	$ -	$ -
1666	610001036	376.1	$ -	$ -	$ -	$ -	$ -
1667	610001036	376.2	$ -	$ -	$ -	$ -	$ -
1668	610001036	376.4	$ -	$ -	$ -	$ -	$ -
1669	T626001037	368.0	$ -	$ -	$ -	$ -	$ -
1670	T626001037	369.0	$ -	$ -	$ -	$ -	$ -
1671	T610001038	367.1	$ -	$ -	$ -	$ -	$ -
1672	T610001038	368.0	$ -	$ -	$ -	$ -	$ -
1673	T610001038	369.0	$ -	$ -	$ -	$ -	$ -
1674	T626001039	368.0	$ -	$ -	$ -	$ -	$ -
1675	T626001039	369.0	$ -	$ -	$ -	$ -	$ -
1676	T680001041	367.1	$ -	$ -	$ -	$ -	$ -
1677	T680001041	368.0	$ -	$ -	$ -	$ -	$ -
1678	T680001041	369.0	$ -	$ -	$ -	$ -	$ -
1679	T660001042	367.1	$ -	$ -	$ -	$ -	$ -
1680	T660001042	368.0	$ -	$ -	$ -	$ -	$ -
1681	T660001042	369.0	$ -	$ -	$ -	$ -	$ -
1682	T624001043	367.1	$ -	$ -	$ -	$ -	$ -
1683	T624001043	368.0	$ -	$ -	$ -	$ -	$ -
1684	T624001043	369.0	$ -	$ -	$ -	$ -	$ -
1685	610001044	376.1	$ -	$ -	$ -	$ -	$ -
1686	610001044	376.2	$ -	$ -	$ -	$ -	$ -
1687	610001044	376.4	$ -	$ -	$ -	$ -	$ -
1688	610001044	380.0	$ -	$ -	$ -	$ -	$ -
1689	T660001045	367.1	$ -	$ -	$ -	$ -	$ -
1690	T660001045	368.0	$ -	$ -	$ -	$ -	$ -
1691	T660001045	369.0	$ -	$ -	$ -	$ -	$ -
1692	T680001046	368.0	$ 1,274	$ 1,338	$ 1,402	$ 1,465	$ 1,529
1693	T680001046	369.0	$ 5,267	$ 5,530	$ 5,794	$ 6,057	$ 6,320
1694	610001047	376.1	$ -	$ -	$ -	$ -	$ -
1695	610001047	376.2	$ -	$ -	$ -	$ -	$ -
1696	610001047	376.4	$ -	$ -	$ -	$ -	$ -
1697	610001047	380.0	$ -	$ -	$ -	$ -	$ -
1698	610001048	376.1	$ -	$ -	$ -	$ -	$ -
1699	610001048	376.2	$ -	$ -	$ -	$ -	$ -
1700	610001048	376.4	$ -	$ -	$ -	$ -	$ -
1701	610001048	380.0	$ -	$ -	$ -	$ -	$ -
1702	611001049	376.1	$ -	$ -	$ -	$ -	$ -
1703	611001049	376.2	$ -	$ -	$ -	$ -	$ -
1704	611001049	376.4	$ -	$ -	$ -	$ -	$ -
1705	601001050	391.2	$ -	$ -	$ -	$ -	$ -

NEW MEXICO GAS COMPANY, INC.

Accumulated Reserve Account
Base Period - 12 Months Ending March 31, 2023
Future Test Year - 12 Months Ending September 30, 2025

	A	B	C	D	E	F	G	H	I	J	K	L	M	N	O
1			Adjusted Base Period												
2			Balance	Balance	Balance	Balance	Balance	Balance	Balance	Balance	Balance	Balance	Balance	Balance	Balance
3	Investment Number / Beginning Balance	FERC Account	**3/31/2023**	**4/30/2023**	**5/31/2023**	**6/30/2023**	**7/31/2023**	**8/31/2023**	**9/30/2023**	**10/31/2023**	**11/30/2023**	**12/31/2023**	**1/31/2024**	**2/29/2024**	**3/31/2024**
1706	601001050	397.0	$ -	$ -	$ -	$ -	$ -	$ -	$ -	$ -	$ -	$ -	$ -	$ -	$ -
1707	601001050	398.0	$ -	$ -	$ -	$ -	$ -	$ -	$ -	$ -	$ -	$ -	$ -	$ -	$ -
1708	601001054	391.2	$ -	$ -	$ -	$ -	$ -	$ -	$ -	$ -	$ -	$ -	$ -	$ -	$ -
1709	601001054	397.0	$ -	$ -	$ -	$ -	$ -	$ -	$ -	$ -	$ -	$ -	$ -	$ -	$ -
1710	601001054	398.0	$ -	$ -	$ -	$ -	$ -	$ -	$ -	$ -	$ -	$ -	$ -	$ -	$ -
1711	601001056	391.2	$ -	$ -	$ -	$ -	$ -	$ -	$ -	$ -	$ -	$ -	$ -	$ -	$ -
1712	601001056	397.0	$ -	$ -	$ -	$ -	$ -	$ -	$ -	$ -	$ -	$ -	$ -	$ -	$ -
1713	601001056	398.0	$ -	$ -	$ -	$ -	$ -	$ -	$ -	$ -	$ -	$ -	$ -	$ -	$ -
1714	601001058	391.2	$ -	$ -	$ -	$ -	$ -	$ -	$ -	$ -	$ -	$ -	$ -	$ -	$ -
1715	601001058	397.0	$ -	$ -	$ -	$ -	$ -	$ -	$ -	$ -	$ -	$ -	$ -	$ -	$ -
1716	601001058	398.0	$ -	$ -	$ -	$ -	$ -	$ -	$ -	$ -	$ -	$ -	$ -	$ -	$ -
1717	601001059	303.3	$ -	$ -	$ -	$ 2,908	$ 5,815	$ 8,723	$ 11,630	$ 14,538	$ 17,445	$ 20,353	$ 23,260	$ 26,168	$ 29,076
1718	601001060	303.3	$ -	$ -	$ -	$ -	$ -	$ -	$ -	$ -	$ -	$ -	$ -	$ -	$ -
1719	601001061	391.2	$ -	$ -	$ -	$ -	$ -	$ -	$ -	$ -	$ -	$ -	$ -	$ -	$ -
1720	601001061	397.0	$ -	$ -	$ -	$ -	$ -	$ -	$ -	$ -	$ -	$ -	$ -	$ -	$ -
1721	601001061	398.0	$ -	$ -	$ -	$ -	$ -	$ -	$ -	$ -	$ -	$ -	$ -	$ -	$ -
1722	T624001062	367.1	$ -	$ -	$ -	$ -	$ -	$ -	$ -	$ -	$ -	$ -	$ -	$ -	$ -
1723	T624001062	368.0	$ -	$ -	$ -	$ -	$ -	$ -	$ -	$ -	$ -	$ -	$ -	$ -	$ -
1724	T624001062	369.0	$ -	$ -	$ -	$ -	$ -	$ -	$ -	$ -	$ -	$ -	$ -	$ -	$ -
1725	601001063	391.2	$ -	$ -	$ -	$ -	$ -	$ -	$ -	$ -	$ -	$ -	$ -	$ -	$ -
1726	601001063	397.0	$ -	$ -	$ -	$ -	$ -	$ -	$ -	$ -	$ -	$ -	$ -	$ -	$ -
1727	601001063	398.0	$ -	$ -	$ -	$ -	$ -	$ -	$ -	$ -	$ -	$ -	$ -	$ -	$ -
1728	601001064	391.2	$ -	$ -	$ -	$ -	$ -	$ -	$ -	$ -	$ -	$ -	$ 8,014	$ 16,029	$ 24,043
1729	601001064	397.0	$ -	$ -	$ -	$ -	$ -	$ -	$ -	$ -	$ -	$ -	$ 378	$ 757	$ 1,135
1730	601001064	398.0	$ -	$ -	$ -	$ -	$ -	$ -	$ -	$ -	$ -	$ -	$ 772	$ 1,544	$ 2,316
1731	601001065	391.2	$ -	$ -	$ -	$ -	$ -	$ -	$ -	$ -	$ -	$ -	$ -	$ -	$ -
1732	601001065	397.0	$ -	$ -	$ -	$ -	$ -	$ -	$ -	$ -	$ -	$ -	$ -	$ -	$ -
1733	601001065	398.0	$ -	$ -	$ -	$ -	$ -	$ -	$ -	$ -	$ -	$ -	$ -	$ -	$ -
1734	601001067	391.2	$ -	$ -	$ -	$ -	$ -	$ -	$ -	$ -	$ -	$ -	$ -	$ -	$ -
1735	601001067	397.0	$ -	$ -	$ -	$ -	$ -	$ -	$ -	$ -	$ -	$ -	$ -	$ -	$ -
1736	601001067	398.0	$ -	$ -	$ -	$ -	$ -	$ -	$ -	$ -	$ -	$ -	$ -	$ -	$ -
1737	601001068	391.2	$ -	$ -	$ -	$ -	$ -	$ -	$ -	$ -	$ -	$ -	$ -	$ -	$ -
1738	601001068	397.0	$ -	$ -	$ -	$ -	$ -	$ -	$ -	$ -	$ -	$ -	$ -	$ -	$ -
1739	601001068	398.0	$ -	$ -	$ -	$ -	$ -	$ -	$ -	$ -	$ -	$ -	$ -	$ -	$ -
1740	601001069	391.2	$ -	$ -	$ -	$ -	$ -	$ -	$ -	$ -	$ -	$ -	$ -	$ -	$ -
1741	601001069	397.0	$ -	$ -	$ -	$ -	$ -	$ -	$ -	$ -	$ -	$ -	$ -	$ -	$ -
1742	601001069	398.0	$ -	$ -	$ -	$ -	$ -	$ -	$ -	$ -	$ -	$ -	$ -	$ -	$ -
1743	601001070	391.2	$ -	$ -	$ -	$ -	$ -	$ -	$ -	$ -	$ -	$ -	$ -	$ -	$ -
1744	601001070	397.0	$ -	$ -	$ -	$ -	$ -	$ -	$ -	$ -	$ -	$ -	$ -	$ -	$ -
1745	601001070	398.0	$ -	$ -	$ -	$ -	$ -	$ -	$ -	$ -	$ -	$ -	$ -	$ -	$ -
1746	T660001072	367.1	$ -	$ -	$ -	$ -	$ -	$ -	$ -	$ -	$ -	$ -	$ -	$ -	$ -
1747	T660001072	368.0	$ -	$ -	$ -	$ -	$ -	$ -	$ -	$ -	$ -	$ -	$ -	$ -	$ -
1748	T660001072	369.0	$ -	$ -	$ -	$ -	$ -	$ -	$ -	$ -	$ -	$ -	$ -	$ -	$ -
1749	T626001073	367.1	$ -	$ -	$ -	$ -	$ -	$ -	$ -	$ -	$ -	$ -	$ -	$ -	$ -
1750	T626001073	368.0	$ -	$ -	$ -	$ -	$ -	$ -	$ -	$ -	$ -	$ -	$ -	$ -	$ -
1751	T626001073	369.0	$ -	$ -	$ -	$ -	$ -	$ -	$ -	$ -	$ -	$ -	$ -	$ -	$ -

Sponsored by NMGC Witness Erik C. Buchanan

WP Plant 6 Accum Res Balances

NEW MEXICO GAS COMPANY, INC.

Accumulated Reserve Account
Base Period - 12 Months Ending March 31, 2023
Future Test Year - 12 Months Ending September 30, 2025

	A	B	P	Q	R	S	T	U	V	W	X	Y	Z	AA	AB
1															
2			Balance	Balance	Balance	Balance	Balance	Balance	Balance	Balance	Balance	Balance	Balance	Balance	Balance
3	Investment Number / Beginning Balance	FERC Account	4/30/2024	5/31/2024	6/30/2024	7/31/2024	8/31/2024	9/30/2024	10/31/2024	11/30/2024	12/31/2024	1/31/2025	2/28/2025	3/31/2025	4/30/2025
1706	601001050	397.0	$ -	$ -	$ -	$ -	$ -	$ -	$ -	$ -	$ -	$ -	$ -	$ -	$ -
1707	601001050	398.0	$ -	$ -	$ -	$ -	$ -	$ -	$ -	$ -	$ -	$ -	$ -	$ -	$ -
1708	601001054	391.2	$ -	$ -	$ -	$ -	$ -	$ -	$ -	$ -	$ -	$ -	$ -	$ -	$ -
1709	601001054	397.0	$ -	$ -	$ -	$ -	$ -	$ -	$ -	$ -	$ -	$ -	$ -	$ -	$ -
1710	601001054	398.0	$ -	$ -	$ -	$ -	$ -	$ -	$ -	$ -	$ -	$ -	$ -	$ -	$ -
1711	601001056	391.2	$ -	$ -	$ -	$ -	$ -	$ -	$ -	$ -	$ -	$ -	$ -	$ -	$ -
1712	601001056	397.0	$ -	$ -	$ -	$ -	$ -	$ -	$ -	$ -	$ -	$ -	$ -	$ -	$ -
1713	601001056	398.0	$ -	$ -	$ -	$ -	$ -	$ -	$ -	$ -	$ -	$ -	$ -	$ -	$ -
1714	601001058	391.2	$ -	$ -	$ -	$ -	$ -	$ -	$ -	$ -	$ -	$ -	$ -	$ -	$ -
1715	601001058	397.0	$ -	$ -	$ -	$ -	$ -	$ -	$ -	$ -	$ -	$ -	$ -	$ -	$ -
1716	601001058	398.0	$ -	$ -	$ -	$ -	$ -	$ -	$ -	$ -	$ -	$ -	$ -	$ -	$ -
1717	601001059	303.3	$ 31,983	$ 34,891	$ 37,798	$ 40,706	$ 43,613	$ 46,521	$ 49,429	$ 52,336	$ 55,244	$ 58,151	$ 61,059	$ 63,966	$ 66,874
1718	601001060	303.3	$ -	$ -	$ -	$ -	$ -	$ -	$ -	$ -	$ -	$ -	$ -	$ -	$ -
1719	601001061	391.2	$ -	$ -	$ -	$ -	$ -	$ -	$ -	$ -	$ -	$ -	$ -	$ -	$ -
1720	601001061	397.0	$ -	$ -	$ -	$ -	$ -	$ -	$ -	$ -	$ -	$ -	$ -	$ -	$ -
1721	601001061	398.0	$ -	$ -	$ -	$ -	$ -	$ -	$ -	$ -	$ -	$ -	$ -	$ -	$ -
1722	T624001062	367.1	$ -	$ -	$ -	$ -	$ -	$ -	$ -	$ -	$ -	$ -	$ -	$ -	$ -
1723	T624001062	368.0	$ -	$ -	$ -	$ -	$ -	$ -	$ -	$ -	$ -	$ -	$ -	$ -	$ -
1724	T624001062	369.0	$ -	$ -	$ -	$ -	$ -	$ -	$ -	$ -	$ -	$ -	$ -	$ -	$ -
1725	601001063	391.2	$ -	$ -	$ -	$ -	$ -	$ -	$ -	$ -	$ -	$ -	$ -	$ -	$ -
1726	601001063	397.0	$ -	$ -	$ -	$ -	$ -	$ -	$ -	$ -	$ -	$ -	$ -	$ -	$ -
1727	601001063	398.0	$ -	$ -	$ -	$ -	$ -	$ -	$ -	$ -	$ -	$ -	$ -	$ -	$ -
1728	601001064	391.2	$ 32,058	$ 40,072	$ 48,087	$ 56,101	$ 64,115	$ 72,130	$ 80,144	$ 88,159	$ 96,173	$ 104,188	$ 112,202	$ 120,216	$ 128,231
1729	601001064	397.0	$ 1,514	$ 1,892	$ 2,270	$ 2,649	$ 3,027	$ 3,406	$ 3,784	$ 4,162	$ 4,541	$ 4,919	$ 5,298	$ 5,676	$ 6,054
1730	601001064	398.0	$ 3,088	$ 3,860	$ 4,633	$ 5,405	$ 6,177	$ 6,949	$ 7,721	$ 8,493	$ 9,265	$ 10,037	$ 10,809	$ 11,581	$ 12,354
1731	601001065	391.2	$ -	$ -	$ -	$ -	$ -	$ -	$ -	$ -	$ -	$ -	$ -	$ -	$ -
1732	601001065	397.0	$ -	$ -	$ -	$ -	$ -	$ -	$ -	$ -	$ -	$ -	$ -	$ -	$ -
1733	601001065	398.0	$ -	$ -	$ -	$ -	$ -	$ -	$ -	$ -	$ -	$ -	$ -	$ -	$ -
1734	601001067	391.2	$ -	$ -	$ -	$ -	$ -	$ -	$ -	$ -	$ -	$ -	$ -	$ -	$ -
1735	601001067	397.0	$ -	$ -	$ -	$ -	$ -	$ -	$ -	$ -	$ -	$ -	$ -	$ -	$ -
1736	601001067	398.0	$ -	$ -	$ -	$ -	$ -	$ -	$ -	$ -	$ -	$ -	$ -	$ -	$ -
1737	601001068	391.2	$ -	$ -	$ -	$ -	$ -	$ -	$ -	$ -	$ -	$ -	$ -	$ -	$ -
1738	601001068	397.0	$ -	$ -	$ -	$ -	$ -	$ -	$ -	$ -	$ -	$ -	$ -	$ -	$ -
1739	601001068	398.0	$ -	$ -	$ -	$ -	$ -	$ -	$ -	$ -	$ -	$ -	$ -	$ -	$ -
1740	601001069	391.2	$ -	$ -	$ -	$ -	$ -	$ -	$ -	$ -	$ -	$ -	$ -	$ -	$ -
1741	601001069	397.0	$ -	$ -	$ -	$ -	$ -	$ -	$ -	$ -	$ -	$ -	$ -	$ -	$ -
1742	601001069	398.0	$ -	$ -	$ -	$ -	$ -	$ -	$ -	$ -	$ -	$ -	$ -	$ -	$ -
1743	601001070	391.2	$ -	$ -	$ -	$ -	$ -	$ -	$ -	$ -	$ -	$ -	$ -	$ -	$ -
1744	601001070	397.0	$ -	$ -	$ -	$ -	$ -	$ -	$ -	$ -	$ -	$ -	$ -	$ -	$ -
1745	601001070	398.0	$ -	$ -	$ -	$ -	$ -	$ -	$ -	$ -	$ -	$ -	$ -	$ -	$ -
1746	T660001072	367.1	$ -	$ -	$ -	$ -	$ 694	$ 1,389	$ 2,083	$ 2,778	$ 3,472	$ 4,167	$ 4,861	$ 5,556	$ 6,250
1747	T660001072	368.0	$ -	$ -	$ -	$ -	$ 133	$ 267	$ 400	$ 533	$ 666	$ 800	$ 933	$ 1,066	$ 1,199
1748	T660001072	369.0	$ -	$ -	$ -	$ -	$ 275	$ 551	$ 826	$ 1,102	$ 1,377	$ 1,653	$ 1,928	$ 2,204	$ 2,479
1749	T626001073	367.1	$ -	$ -	$ -	$ -	$ -	$ -	$ -	$ -	$ -	$ -	$ -	$ -	$ -
1750	T626001073	368.0	$ -	$ -	$ -	$ -	$ -	$ -	$ -	$ -	$ -	$ -	$ -	$ -	$ -
1751	T626001073	369.0	$ -	$ -	$ -	$ -	$ -	$ -	$ -	$ -	$ -	$ -	$ -	$ -	$ -

Sponsored by NMGC Witness Erik C. Buchanan

WP Plant 6 Accum Res Balances

NEW MEXICO GAS COMPANY, INC.

Accumulated Reserve Account
Base Period - 12 Months Ending March 31, 2023
Future Test Year - 12 Months Ending September 30, 2025

	A	B	AC	AD	AE	AF	AG
1							
2			Balance	Balance	Balance	Balance	Balance
3	Investment Number / Beginning Balance	FERC Account	**5/31/2025**	**6/30/2025**	**7/31/2025**	**8/31/2025**	**9/30/2025**
1706	601001050	397.0	$ -	$ -	$ -	$ -	$ -
1707	601001050	398.0	$ -	$ -	$ -	$ -	$ -
1708	601001054	391.2	$ -	$ -	$ -	$ -	$ -
1709	601001054	397.0	$ -	$ -	$ -	$ -	$ -
1710	601001054	398.0	$ -	$ -	$ -	$ -	$ -
1711	601001056	391.2	$ -	$ -	$ -	$ -	$ -
1712	601001056	397.0	$ -	$ -	$ -	$ -	$ -
1713	601001056	398.0	$ -	$ -	$ -	$ -	$ -
1714	601001058	391.2	$ -	$ -	$ -	$ -	$ -
1715	601001058	397.0	$ -	$ -	$ -	$ -	$ -
1716	601001058	398.0	$ -	$ -	$ -	$ -	$ -
1717	601001059	303.3	$ 69,781	$ 72,689	$ 75,597	$ 78,504	$ 81,412
1718	601001060	303.3	$ -	$ -	$ -	$ -	$ -
1719	601001061	391.2	$ -	$ -	$ -	$ -	$ -
1720	601001061	397.0	$ -	$ -	$ -	$ -	$ -
1721	601001061	398.0	$ -	$ -	$ -	$ -	$ -
1722	T624001062	367.1	$ -	$ -	$ -	$ -	$ -
1723	T624001062	368.0	$ -	$ -	$ -	$ -	$ -
1724	T624001062	369.0	$ -	$ -	$ -	$ -	$ -
1725	601001063	391.2	$ -	$ -	$ -	$ -	$ -
1726	601001063	397.0	$ -	$ -	$ -	$ -	$ -
1727	601001063	398.0	$ -	$ -	$ -	$ -	$ -
1728	601001064	391.2	$ 136,245	$ 144,260	$ 152,274	$ 160,289	$ 168,303
1729	601001064	397.0	$ 6,433	$ 6,811	$ 7,190	$ 7,568	$ 7,946
1730	601001064	398.0	$ 13,126	$ 13,898	$ 14,670	$ 15,442	$ 16,214
1731	601001065	391.2	$ -	$ -	$ -	$ -	$ -
1732	601001065	397.0	$ -	$ -	$ -	$ -	$ -
1733	601001065	398.0	$ -	$ -	$ -	$ -	$ -
1734	601001067	391.2	$ -	$ -	$ -	$ -	$ -
1735	601001067	397.0	$ -	$ -	$ -	$ -	$ -
1736	601001067	398.0	$ -	$ -	$ -	$ -	$ -
1737	601001068	391.2	$ -	$ -	$ -	$ -	$ -
1738	601001068	397.0	$ -	$ -	$ -	$ -	$ -
1739	601001068	398.0	$ -	$ -	$ -	$ -	$ -
1740	601001069	391.2	$ -	$ -	$ -	$ -	$ -
1741	601001069	397.0	$ -	$ -	$ -	$ -	$ -
1742	601001069	398.0	$ -	$ -	$ -	$ -	$ -
1743	601001070	391.2	$ -	$ -	$ -	$ -	$ -
1744	601001070	397.0	$ -	$ -	$ -	$ -	$ -
1745	601001070	398.0	$ -	$ -	$ -	$ -	$ -
1746	T660001072	367.1	$ 6,945	$ 7,639	$ 8,334	$ 9,028	$ 9,723
1747	T660001072	368.0	$ 1,333	$ 1,466	$ 1,599	$ 1,733	$ 1,866
1748	T660001072	369.0	$ 2,754	$ 3,030	$ 3,305	$ 3,581	$ 3,856
1749	T626001073	367.1	$ -	$ -	$ -	$ -	$ -
1750	T626001073	368.0	$ -	$ -	$ -	$ -	$ -
1751	T626001073	369.0	$ -	$ -	$ -	$ -	$ -

Sponsored by NMGC Witness Erik C. Buchanan

NEW MEXICO GAS COMPANY, INC.

Accumulated Reserve Account
Base Period - 12 Months Ending March 31, 2023
Future Test Year - 12 Months Ending September 30, 2025

	A	B	C	D	E	F	G	H	I	J	K	L	M	N	O
1			Adjusted Base Period												
2			Balance	Balance	Balance	Balance	Balance	Balance	Balance	Balance	Balance	Balance	Balance	Balance	Balance
3	Investment Number / Beginning Balance	FERC Account	3/31/2023	4/30/2023	5/31/2023	6/30/2023	7/31/2023	8/31/2023	9/30/2023	10/31/2023	11/30/2023	12/31/2023	1/31/2024	2/29/2024	3/31/2024
1752	T626001074	367.1	$ -	$ -	$ -	$ -	$ -	$ -	$ -	$ -	$ -	$ -	$ -	$ -	$ -
1753	T626001074	368.0	$ -	$ -	$ -	$ -	$ -	$ -	$ -	$ -	$ -	$ -	$ -	$ -	$ -
1754	T626001074	369.0	$ -	$ -	$ -	$ -	$ -	$ -	$ -	$ -	$ -	$ -	$ -	$ -	$ -
1755	T621001075	367.1	$ -	$ -	$ -	$ -	$ -	$ -	$ -	$ -	$ -	$ -	$ -	$ -	$ -
1756	T621001075	368.0	$ -	$ -	$ -	$ -	$ -	$ -	$ -	$ -	$ -	$ -	$ -	$ -	$ -
1757	T621001075	369.0	$ -	$ -	$ -	$ -	$ -	$ -	$ -	$ -	$ -	$ -	$ -	$ -	$ -
1758	T660001077	367.1	$ -	$ -	$ -	$ -	$ -	$ -	$ -	$ -	$ -	$ -	$ -	$ -	$ -
1759	T660001077	368.0	$ -	$ -	$ -	$ -	$ -	$ -	$ -	$ -	$ -	$ -	$ -	$ -	$ -
1760	T660001077	369.0	$ -	$ -	$ -	$ -	$ -	$ -	$ -	$ -	$ -	$ -	$ -	$ -	$ -
1761	T680001078	367.1	$ -	$ -	$ -	$ -	$ -	$ -	$ -	$ -	$ -	$ -	$ -	$ -	$ -
1762	T680001078	368.0	$ -	$ -	$ -	$ -	$ -	$ -	$ -	$ -	$ -	$ -	$ -	$ -	$ -
1763	T680001078	369.0	$ -	$ -	$ -	$ -	$ -	$ -	$ -	$ -	$ -	$ -	$ -	$ -	$ -
1764	T624001079	367.1	$ -	$ -	$ -	$ -	$ -	$ -	$ -	$ -	$ -	$ -	$ -	$ -	$ -
1765	T624001079	368.0	$ -	$ -	$ -	$ -	$ -	$ -	$ -	$ -	$ -	$ -	$ -	$ -	$ -
1766	T624001079	369.0	$ -	$ -	$ -	$ -	$ -	$ -	$ -	$ -	$ -	$ -	$ -	$ -	$ -
1767	T660001080	367.1	$ -	$ -	$ -	$ -	$ -	$ -	$ -	$ -	$ -	$ -	$ -	$ -	$ -
1768	T660001080	368.0	$ -	$ -	$ -	$ -	$ -	$ -	$ -	$ -	$ -	$ -	$ -	$ -	$ -
1769	T660001080	369.0	$ -	$ -	$ -	$ -	$ -	$ -	$ -	$ -	$ -	$ -	$ -	$ -	$ -
1770	627001081	376.1	$ -	$ -	$ -	$ 1	$ 1	$ 2	$ 2	$ 3	$ 3	$ 4	$ 4	$ 5	$ 6
1771	627001081	376.2	$ -	$ -	$ -	$ 4	$ 7	$ 11	$ 14	$ 18	$ 22	$ 25	$ 29	$ 33	$ 36
1772	627001081	376.4	$ -	$ -	$ -	$ 0	$ 1	$ 1	$ 2	$ 2	$ 3	$ 3	$ 4	$ 4	$ 5
1773	627001081	380.0	$ -	$ -	$ -	$ 2	$ 3	$ 5	$ 6	$ 7	$ 7	$ 8	$ 9	$ 10	$ 10
1774	T660001082	367.1	$ -	$ -	$ -	$ -	$ -	$ -	$ -	$ -	$ -	$ -	$ -	$ -	$ -
1775	T660001082	368.0	$ -	$ -	$ -	$ -	$ -	$ -	$ -	$ -	$ -	$ -	$ -	$ -	$ -
1776	T660001082	369.0	$ -	$ -	$ -	$ -	$ -	$ -	$ -	$ -	$ -	$ -	$ -	$ -	$ -
1777	T660001083	367.1	$ -	$ -	$ -	$ -	$ -	$ -	$ -	$ -	$ -	$ -	$ -	$ -	$ -
1778	T660001083	368.0	$ -	$ -	$ -	$ -	$ -	$ -	$ -	$ -	$ -	$ -	$ -	$ -	$ -
1779	T660001083	369.0	$ -	$ -	$ -	$ -	$ -	$ -	$ -	$ -	$ -	$ -	$ -	$ -	$ -
1780	601001085	303.3	$ -	$ -	$ -	$ -	$ -	$ -	$ -	$ -	$ -	$ -	$ -	$ -	$ -
1781	T621001087	367.1	$ -	$ -	$ -	$ -	$ -	$ -	$ -	$ -	$ -	$ -	$ -	$ -	$ -
1782	T621001087	368.0	$ -	$ -	$ -	$ -	$ -	$ -	$ -	$ -	$ -	$ -	$ -	$ -	$ -
1783	T621001087	369.0	$ -	$ -	$ -	$ -	$ -	$ -	$ -	$ -	$ -	$ -	$ -	$ -	$ -
1784	601001089	368.0	$ -	$ -	$ -	$ -	$ -	$ -	$ -	$ -	$ -	$ -	$ -	$ -	$ -
1785	601001089	369.0	$ -	$ -	$ -	$ -	$ -	$ -	$ -	$ -	$ -	$ -	$ -	$ -	$ -
1786	T624001090	367.1	$ -	$ -	$ -	$ -	$ -	$ -	$ -	$ -	$ -	$ -	$ -	$ -	$ -
1787	T624001090	368.0	$ -	$ -	$ -	$ -	$ -	$ -	$ -	$ -	$ -	$ -	$ -	$ -	$ -
1788	T624001090	369.0	$ -	$ -	$ -	$ -	$ -	$ -	$ -	$ -	$ -	$ -	$ -	$ -	$ -
1789	601001091	368.0	$ -	$ -	$ -	$ -	$ -	$ -	$ -	$ -	$ -	$ -	$ -	$ -	$ -
1790	601001091	369.0	$ -	$ -	$ -	$ -	$ -	$ -	$ -	$ -	$ -	$ -	$ -	$ -	$ -
1791	601001092	368.0	$ -	$ -	$ -	$ -	$ -	$ -	$ -	$ -	$ -	$ -	$ -	$ -	$ -
1792	601001092	369.0	$ -	$ -	$ -	$ -	$ -	$ -	$ -	$ -	$ -	$ -	$ -	$ -	$ -
1793	T621001093	367.1	$ -	$ -	$ -	$ -	$ -	$ -	$ -	$ -	$ -	$ -	$ -	$ -	$ -
1794	T621001093	368.0	$ -	$ -	$ -	$ -	$ -	$ -	$ -	$ -	$ -	$ -	$ -	$ -	$ -
1795	T621001093	369.0	$ -	$ -	$ -	$ -	$ -	$ -	$ -	$ -	$ -	$ -	$ -	$ -	$ -
1796	627001094	376.1	$ -	$ -	$ -	$ -	$ -	$ -	$ -	$ -	$ -	$ -	$ -	$ -	$ -
1797	627001094	376.2	$ -	$ -	$ -	$ -	$ -	$ -	$ -	$ -	$ -	$ -	$ -	$ -	$ -

Sponsored by NMGC Witness Erik C. Buchanan

WP Plant 6 Accum Res Balances

NEW MEXICO GAS COMPANY, INC.

Accumulated Reserve Account
Base Period - 12 Months Ending March 31, 2023
Future Test Year - 12 Months Ending September 30, 2025

	A	B	P	Q	R	S	T	U	V	W	X	Y	Z	AA	AB
1															
2			Balance	Balance	Balance	Balance	Balance	Balance	Balance	Balance	Balance	Balance	Balance	Balance	Balance
3	Investment Number / Beginning Balance	FERC Account	4/30/2024	5/31/2024	6/30/2024	7/31/2024	8/31/2024	9/30/2024	10/31/2024	11/30/2024	12/31/2024	1/31/2025	2/28/2025	3/31/2025	4/30/2025
1752	T626001074	367.1	$ -	$ -	$ -	$ -	$ -	$ -	$ -	$ -	$ -	$ -	$ -	$ -	$ -
1753	T626001074	368.0	$ -	$ -	$ -	$ -	$ -	$ -	$ -	$ -	$ -	$ -	$ -	$ -	$ -
1754	T626001074	369.0	$ -	$ -	$ -	$ -	$ -	$ -	$ -	$ -	$ -	$ -	$ -	$ -	$ -
1755	T621001075	367.1	$ -	$ -	$ -	$ -	$ -	$ -	$ -	$ -	$ -	$ -	$ -	$ -	$ -
1756	T621001075	368.0	$ -	$ -	$ -	$ -	$ -	$ -	$ -	$ -	$ -	$ -	$ -	$ -	$ -
1757	T621001075	369.0	$ -	$ -	$ -	$ -	$ -	$ -	$ -	$ -	$ -	$ -	$ -	$ -	$ -
1758	T660001077	367.1	$ -	$ -	$ -	$ -	$ -	$ -	$ -	$ -	$ -	$ -	$ -	$ -	$ -
1759	T660001077	368.0	$ -	$ -	$ -	$ -	$ -	$ -	$ -	$ -	$ -	$ -	$ -	$ -	$ -
1760	T660001077	369.0	$ -	$ -	$ -	$ -	$ -	$ -	$ -	$ -	$ -	$ -	$ -	$ -	$ -
1761	T680001078	367.1	$ -	$ -	$ -	$ -	$ -	$ -	$ -	$ -	$ -	$ -	$ -	$ -	$ -
1762	T680001078	368.0	$ -	$ -	$ -	$ -	$ -	$ -	$ -	$ -	$ -	$ -	$ -	$ -	$ -
1763	T680001078	369.0	$ -	$ -	$ -	$ -	$ -	$ -	$ -	$ -	$ -	$ -	$ -	$ -	$ -
1764	T624001079	367.1	$ -	$ -	$ -	$ -	$ -	$ -	$ -	$ -	$ -	$ -	$ -	$ -	$ -
1765	T624001079	368.0	$ -	$ -	$ -	$ -	$ -	$ -	$ -	$ -	$ -	$ -	$ -	$ -	$ -
1766	T624001079	369.0	$ -	$ -	$ -	$ -	$ -	$ -	$ -	$ -	$ -	$ -	$ -	$ -	$ -
1767	T660001080	367.1	$ -	$ -	$ -	$ -	$ -	$ -	$ -	$ -	$ -	$ -	$ -	$ -	$ -
1768	T660001080	368.0	$ -	$ -	$ -	$ -	$ -	$ -	$ -	$ -	$ -	$ -	$ -	$ -	$ -
1769	T660001080	369.0	$ -	$ -	$ -	$ -	$ -	$ -	$ -	$ -	$ -	$ -	$ -	$ -	$ -
1770	627001081	376.1	$ 6	$ 7	$ 7	$ 8	$ 8	$ 9	$ 9	$ 10	$ 10	$ 11	$ 12	$ 12	$ 13
1771	627001081	376.2	$ 40	$ 44	$ 47	$ 51	$ 55	$ 58	$ 62	$ 66	$ 69	$ 73	$ 77	$ 81	$ 84
1772	627001081	376.4	$ 5	$ 6	$ 6	$ 7	$ 7	$ 7	$ 8	$ 8	$ 9	$ 9	$ 10	$ 10	$ 11
1773	627001081	380.0	$ 11	$ 12	$ 13	$ 13	$ 14	$ 15	$ 16	$ 16	$ 17	$ 18	$ 19	$ 19	$ 20
1774	T660001082	367.1	$ -	$ -	$ -	$ -	$ -	$ -	$ -	$ -	$ -	$ -	$ -	$ -	$ -
1775	T660001082	368.0	$ -	$ -	$ -	$ -	$ -	$ -	$ -	$ -	$ -	$ -	$ -	$ -	$ -
1776	T660001082	369.0	$ -	$ -	$ -	$ -	$ -	$ -	$ -	$ -	$ -	$ -	$ -	$ -	$ -
1777	T660001083	367.1	$ -	$ -	$ -	$ -	$ -	$ -	$ -	$ -	$ -	$ -	$ -	$ -	$ -
1778	T660001083	368.0	$ -	$ -	$ -	$ -	$ -	$ -	$ -	$ -	$ -	$ -	$ -	$ -	$ -
1779	T660001083	369.0	$ -	$ -	$ -	$ -	$ -	$ -	$ -	$ -	$ -	$ -	$ -	$ -	$ -
1780	601001085	303.3	$ -	$ -	$ -	$ -	$ -	$ -	$ -	$ -	$ -	$ -	$ -	$ -	$ -
1781	T621001087	367.1	$ -	$ -	$ -	$ -	$ -	$ -	$ -	$ -	$ -	$ -	$ -	$ -	$ -
1782	T621001087	368.0	$ -	$ -	$ -	$ -	$ -	$ -	$ -	$ -	$ -	$ -	$ -	$ -	$ -
1783	T621001087	369.0	$ -	$ -	$ -	$ -	$ -	$ -	$ -	$ -	$ -	$ -	$ -	$ -	$ -
1784	601001089	368.0	$ -	$ -	$ -	$ -	$ -	$ -	$ -	$ -	$ -	$ -	$ -	$ -	$ -
1785	601001089	369.0	$ -	$ -	$ -	$ -	$ -	$ -	$ -	$ -	$ -	$ -	$ -	$ -	$ -
1786	T624001090	367.1	$ -	$ -	$ -	$ -	$ -	$ -	$ -	$ -	$ -	$ -	$ -	$ -	$ -
1787	T624001090	368.0	$ -	$ -	$ -	$ -	$ -	$ -	$ -	$ -	$ -	$ -	$ -	$ -	$ -
1788	T624001090	369.0	$ -	$ -	$ -	$ -	$ -	$ -	$ -	$ -	$ -	$ -	$ -	$ -	$ -
1789	601001091	368.0	$ -	$ -	$ -	$ -	$ -	$ -	$ -	$ -	$ -	$ -	$ -	$ -	$ -
1790	601001091	369.0	$ -	$ -	$ -	$ -	$ -	$ -	$ -	$ -	$ -	$ -	$ -	$ -	$ -
1791	601001092	368.0	$ -	$ -	$ -	$ -	$ -	$ -	$ -	$ -	$ -	$ 127	$ 255	$ 382	$ 510
1792	601001092	369.0	$ -	$ -	$ -	$ -	$ -	$ -	$ -	$ -	$ -	$ 527	$ 1,053	$ 1,580	$ 2,106
1793	T621001093	367.1	$ -	$ -	$ -	$ -	$ -	$ -	$ -	$ -	$ -	$ -	$ -	$ -	$ -
1794	T621001093	368.0	$ -	$ -	$ -	$ -	$ -	$ -	$ -	$ -	$ -	$ -	$ -	$ -	$ -
1795	T621001093	369.0	$ -	$ -	$ -	$ -	$ -	$ -	$ -	$ -	$ -	$ -	$ -	$ -	$ -
1796	627001094	376.1	$ -	$ -	$ -	$ -	$ -	$ -	$ -	$ -	$ -	$ -	$ -	$ -	$ -
1797	627001094	376.2	$ -	$ -	$ -	$ -	$ -	$ -	$ -	$ -	$ -	$ -	$ -	$ -	$ -

Sponsored by NMGC Witness Erik C. Buchanan

WP Plant 6 Accum Res Balances

NEW MEXICO GAS COMPANY, INC.

Accumulated Reserve Account
Base Period - 12 Months Ending March 31, 2023
Future Test Year - 12 Months Ending September 30, 2025

	A	B	AC	AD	AE	AF	AG
1							
2			Balance	Balance	Balance	Balance	Balance
3	Investment Number / Beginning Balance	FERC Account	**5/31/2025**	**6/30/2025**	**7/31/2025**	**8/31/2025**	**9/30/2025**
1752	T626001074	367.1	$ -	$ -	$ -	$ -	$ -
1753	T626001074	368.0	$ -	$ -	$ -	$ -	$ -
1754	T626001074	369.0	$ -	$ -	$ -	$ -	$ -
1755	T621001075	367.1	$ -	$ -	$ -	$ -	$ -
1756	T621001075	368.0	$ -	$ -	$ -	$ -	$ -
1757	T621001075	369.0	$ -	$ -	$ -	$ -	$ -
1758	T660001077	367.1	$ -	$ -	$ -	$ -	$ -
1759	T660001077	368.0	$ -	$ -	$ -	$ -	$ -
1760	T660001077	369.0	$ -	$ -	$ -	$ -	$ -
1761	T680001078	367.1	$ -	$ -	$ -	$ -	$ -
1762	T680001078	368.0	$ -	$ -	$ -	$ -	$ -
1763	T680001078	369.0	$ -	$ -	$ -	$ -	$ -
1764	T624001079	367.1	$ -	$ -	$ -	$ -	$ -
1765	T624001079	368.0	$ -	$ -	$ -	$ -	$ -
1766	T624001079	369.0	$ -	$ -	$ -	$ -	$ -
1767	T660001080	367.1	$ -	$ -	$ -	$ -	$ -
1768	T660001080	368.0	$ -	$ -	$ -	$ -	$ -
1769	T660001080	369.0	$ -	$ -	$ -	$ -	$ -
1770	627001081	376.1	$ 13	$ 14	$ 14	$ 15	$ 15
1771	627001081	376.2	$ 88	$ 92	$ 95	$ 99	$ 103
1772	627001081	376.4	$ 11	$ 12	$ 12	$ 13	$ 13
1773	627001081	380.0	$ 21	$ 22	$ 22	$ 23	$ 24
1774	T660001082	367.1	$ -	$ -	$ -	$ -	$ -
1775	T660001082	368.0	$ -	$ -	$ -	$ -	$ -
1776	T660001082	369.0	$ -	$ -	$ -	$ -	$ -
1777	T660001083	367.1	$ -	$ -	$ -	$ -	$ -
1778	T660001083	368.0	$ -	$ -	$ -	$ -	$ -
1779	T660001083	369.0	$ -	$ -	$ -	$ -	$ -
1780	601001085	303.3	$ -	$ -	$ -	$ -	$ -
1781	T621001087	367.1	$ -	$ -	$ -	$ -	$ -
1782	T621001087	368.0	$ -	$ -	$ -	$ -	$ -
1783	T621001087	369.0	$ -	$ -	$ -	$ -	$ -
1784	601001089	368.0	$ -	$ -	$ -	$ -	$ -
1785	601001089	369.0	$ -	$ -	$ -	$ -	$ -
1786	T624001090	367.1	$ -	$ -	$ -	$ -	$ -
1787	T624001090	368.0	$ -	$ -	$ -	$ -	$ -
1788	T624001090	369.0	$ -	$ -	$ -	$ -	$ -
1789	601001091	368.0	$ -	$ -	$ -	$ -	$ -
1790	601001091	369.0	$ -	$ -	$ -	$ -	$ -
1791	601001092	368.0	$ 637	$ 764	$ 892	$ 1,019	$ 1,147
1792	601001092	369.0	$ 2,633	$ 3,160	$ 3,686	$ 4,213	$ 4,739
1793	T621001093	367.1	$ -	$ -	$ -	$ -	$ -
1794	T621001093	368.0	$ -	$ -	$ -	$ -	$ -
1795	T621001093	369.0	$ -	$ -	$ -	$ -	$ -
1796	627001094	376.1	$ -	$ -	$ -	$ -	$ -
1797	627001094	376.2	$ -	$ -	$ -	$ -	$ -

Sponsored by NMGC Witness Erik C. Buchanan

NEW MEXICO GAS COMPANY, INC.

Accumulated Reserve Account
Base Period - 12 Months Ending March 31, 2023
Future Test Year - 12 Months Ending September 30, 2025

	A	B	C	D	E	F	G	H	I	J	K	L	M	N	O
1			Adjusted Base Period												
2			Balance	Balance	Balance	Balance	Balance	Balance	Balance	Balance	Balance	Balance	Balance	Balance	Balance
3	Investment Number / Beginning Balance	FERC Account	**3/31/2023**	**4/30/2023**	**5/31/2023**	**6/30/2023**	**7/31/2023**	**8/31/2023**	**9/30/2023**	**10/31/2023**	**11/30/2023**	**12/31/2023**	**1/31/2024**	**2/29/2024**	**3/31/2024**
1798	627001094	376.4	$ -	$ -	$ -	$ -	$ -	$ -	$ -	$ -	$ -	$ -	$ -	$ -	$ -
1799	601001095	368.0	$ -	$ -	$ -	$ -	$ -	$ -	$ -	$ -	$ -	$ -	$ 46	$ 93	$ 139
1800	601001095	369.0	$ -	$ -	$ -	$ -	$ -	$ -	$ -	$ -	$ -	$ -	$ 191	$ 383	$ 574
1801	T680001096	367.1	$ -	$ -	$ -	$ -	$ -	$ -	$ -	$ -	$ -	$ -	$ -	$ -	$ -
1802	T680001096	368.0	$ -	$ -	$ -	$ -	$ -	$ -	$ -	$ -	$ -	$ -	$ -	$ -	$ -
1803	T680001096	369.0	$ -	$ -	$ -	$ -	$ -	$ -	$ -	$ -	$ -	$ -	$ -	$ -	$ -
1804	T621001097	367.1	$ -	$ -	$ -	$ -	$ -	$ -	$ -	$ -	$ -	$ -	$ -	$ -	$ -
1805	T621001097	368.0	$ -	$ -	$ -	$ -	$ -	$ -	$ -	$ -	$ -	$ -	$ -	$ -	$ -
1806	T621001097	369.0	$ -	$ -	$ -	$ -	$ -	$ -	$ -	$ -	$ -	$ -	$ -	$ -	$ -
1807	601001098	368.0	$ -	$ -	$ -	$ -	$ -	$ -	$ -	$ -	$ -	$ -	$ -	$ -	$ -
1808	601001098	369.0	$ -	$ -	$ -	$ -	$ -	$ -	$ -	$ -	$ -	$ -	$ -	$ -	$ -
1809	T626001099	367.1	$ -	$ -	$ -	$ -	$ -	$ -	$ -	$ -	$ -	$ -	$ -	$ -	$ -
1810	T680001100	367.1	$ -	$ -	$ -	$ -	$ -	$ -	$ -	$ -	$ -	$ -	$ -	$ -	$ -
1811	T680001100	368.0	$ -	$ -	$ -	$ -	$ -	$ -	$ -	$ -	$ -	$ -	$ -	$ -	$ -
1812	T680001100	369.0	$ -	$ -	$ -	$ -	$ -	$ -	$ -	$ -	$ -	$ -	$ -	$ -	$ -
1813	T624001101	367.1	$ -	$ -	$ -	$ -	$ -	$ -	$ -	$ -	$ -	$ -	$ -	$ -	$ -
1814	T624001101	368.0	$ -	$ -	$ -	$ -	$ -	$ -	$ -	$ -	$ -	$ -	$ -	$ -	$ -
1815	T624001101	369.0	$ -	$ -	$ -	$ -	$ -	$ -	$ -	$ -	$ -	$ -	$ -	$ -	$ -
1816	T624001102	367.1	$ -	$ -	$ -	$ -	$ -	$ -	$ -	$ -	$ -	$ -	$ -	$ -	$ -
1817	T624001102	368.0	$ -	$ -	$ -	$ -	$ -	$ -	$ -	$ -	$ -	$ -	$ -	$ -	$ -
1818	T624001102	369.0	$ -	$ -	$ -	$ -	$ -	$ -	$ -	$ -	$ -	$ -	$ -	$ -	$ -
1819	601001103	303.3	$ -	$ -	$ -	$ -	$ -	$ -	$ -	$ -	$ -	$ -	$ -	$ -	$ -
1820	601001104	303.3	$ -	$ -	$ -	$ -	$ -	$ -	$ -	$ -	$ -	$ -	$ -	$ -	$ -
1821	T680001105	367.1	$ -	$ -	$ -	$ -	$ -	$ -	$ -	$ -	$ -	$ -	$ -	$ -	$ -
1822	T680001105	368.0	$ -	$ -	$ -	$ -	$ -	$ -	$ -	$ -	$ -	$ -	$ -	$ -	$ -
1823	T680001105	369.0	$ -	$ -	$ -	$ -	$ -	$ -	$ -	$ -	$ -	$ -	$ -	$ -	$ -
1824	T624001106	367.1	$ -	$ -	$ -	$ -	$ -	$ -	$ -	$ -	$ -	$ -	$ -	$ -	$ -
1825	T624001106	368.0	$ -	$ -	$ -	$ -	$ -	$ -	$ -	$ -	$ -	$ -	$ -	$ -	$ -
1826	T624001106	369.0	$ -	$ -	$ -	$ -	$ -	$ -	$ -	$ -	$ -	$ -	$ -	$ -	$ -
1827	T621001107	367.1	$ -	$ -	$ -	$ -	$ -	$ -	$ -	$ -	$ -	$ -	$ -	$ -	$ -
1828	T621001107	368.0	$ -	$ -	$ -	$ -	$ -	$ -	$ -	$ -	$ -	$ -	$ -	$ -	$ -
1829	T621001107	369.0	$ -	$ -	$ -	$ -	$ -	$ -	$ -	$ -	$ -	$ -	$ -	$ -	$ -
1830	T680001108	367.1	$ -	$ -	$ -	$ -	$ -	$ -	$ -	$ 915	$ 1,829	$ 2,744	$ 3,658	$ 4,573	$ 5,487
1831	T680001108	368.0	$ -	$ -	$ -	$ -	$ -	$ -	$ -	$ 176	$ 351	$ 527	$ 702	$ 878	$ 1,053
1832	T680001108	369.0	$ -	$ -	$ -	$ -	$ -	$ -	$ -	$ 363	$ 725	$ 1,088	$ 1,451	$ 1,814	$ 2,176
1833	601001109	303.3	$ -	$ -	$ -	$ -	$ -	$ -	$ -	$ -	$ -	$ -	$ -	$ -	$ -
1834	601001110	303.3	$ -	$ -	$ -	$ -	$ -	$ -	$ -	$ -	$ -	$ -	$ -	$ -	$ -
1835	T680001111	367.1	$ -	$ -	$ -	$ -	$ -	$ -	$ -	$ -	$ -	$ -	$ -	$ -	$ -
1836	T680001111	368.0	$ -	$ -	$ -	$ -	$ -	$ -	$ -	$ -	$ -	$ -	$ -	$ -	$ -
1837	T680001111	369.0	$ -	$ -	$ -	$ -	$ -	$ -	$ -	$ -	$ -	$ -	$ -	$ -	$ -
1838	601001112	303.3	$ -	$ -	$ -	$ -	$ -	$ -	$ -	$ -	$ -	$ -	$ -	$ -	$ -
1839	601001113	303.3	$ -	$ -	$ -	$ -	$ -	$ -	$ -	$ -	$ -	$ -	$ -	$ -	$ -
1840	T624001114	367.1	$ -	$ -	$ -	$ -	$ -	$ -	$ -	$ -	$ -	$ -	$ -	$ -	$ -
1841	T624001114	368.0	$ -	$ -	$ -	$ -	$ -	$ -	$ -	$ -	$ -	$ -	$ -	$ -	$ -
1842	T624001114	369.0	$ -	$ -	$ -	$ -	$ -	$ -	$ -	$ -	$ -	$ -	$ -	$ -	$ -
1843	T680001115	367.1	$ -	$ -	$ -	$ -	$ -	$ -	$ -	$ -	$ -	$ -	$ -	$ -	$ -

Sponsored by NMGC Witness Erik C. Buchanan

WP Plant 6 Accum Res Balances

NEW MEXICO GAS COMPANY, INC.

Accumulated Reserve Account
Base Period - 12 Months Ending March 31, 2023
Future Test Year - 12 Months Ending September 30, 2025

	A	B	P	Q	R	S	T	U	V	W	X	Y	Z	AA	AB
1															
2			Balance	Balance	Balance	Balance	Balance	Balance	Balance	Balance	Balance	Balance	Balance	Balance	Balance
3	Investment Number / Beginning Balance	FERC Account	4/30/2024	5/31/2024	6/30/2024	7/31/2024	8/31/2024	9/30/2024	10/31/2024	11/30/2024	12/31/2024	1/31/2025	2/28/2025	3/31/2025	4/30/2025
1798	627001094	376.4	$ -	$ -	$ -	$ -	$ -	$ -	$ -	$ -	$ -	$ -	$ -	$ -	$ -
1799	601001095	368.0	$ 185	$ 231	$ 278	$ 324	$ 370	$ 417	$ 463	$ 509	$ 555	$ 602	$ 648	$ 694	$ 741
1800	601001095	369.0	$ 765	$ 957	$ 1,148	$ 1,339	$ 1,530	$ 1,722	$ 1,913	$ 2,104	$ 2,296	$ 2,487	$ 2,678	$ 2,870	$ 3,061
1801	T680001096	367.1	$ -	$ -	$ -	$ -	$ -	$ -	$ -	$ -	$ -	$ -	$ -	$ -	$ -
1802	T680001096	368.0	$ -	$ -	$ -	$ -	$ -	$ -	$ -	$ -	$ -	$ -	$ -	$ -	$ -
1803	T680001096	369.0	$ -	$ -	$ -	$ -	$ -	$ -	$ -	$ -	$ -	$ -	$ -	$ -	$ -
1804	T621001097	367.1	$ -	$ -	$ -	$ -	$ -	$ -	$ -	$ -	$ -	$ -	$ -	$ -	$ -
1805	T621001097	368.0	$ -	$ -	$ -	$ -	$ -	$ -	$ -	$ -	$ -	$ -	$ -	$ -	$ -
1806	T621001097	369.0	$ -	$ -	$ -	$ -	$ -	$ -	$ -	$ -	$ -	$ -	$ -	$ -	$ -
1807	601001098	368.0	$ -	$ -	$ -	$ -	$ -	$ -	$ -	$ -	$ -	$ -	$ -	$ -	$ -
1808	601001098	369.0	$ -	$ -	$ -	$ -	$ -	$ -	$ -	$ -	$ -	$ -	$ -	$ -	$ -
1809	T626001099	367.1	$ -	$ -	$ -	$ -	$ -	$ -	$ -	$ -	$ -	$ -	$ -	$ -	$ -
1810	T680001100	367.1	$ -	$ -	$ -	$ -	$ -	$ -	$ -	$ -	$ -	$ 455	$ 911	$ 1,366	$ 1,821
1811	T680001100	368.0	$ -	$ -	$ -	$ -	$ -	$ -	$ -	$ -	$ -	$ 87	$ 175	$ 262	$ 349
1812	T680001100	369.0	$ -	$ -	$ -	$ -	$ -	$ -	$ -	$ -	$ -	$ 181	$ 361	$ 542	$ 722
1813	T624001101	367.1	$ -	$ -	$ -	$ -	$ -	$ -	$ -	$ -	$ -	$ -	$ -	$ -	$ -
1814	T624001101	368.0	$ -	$ -	$ -	$ -	$ -	$ -	$ -	$ -	$ -	$ -	$ -	$ -	$ -
1815	T624001101	369.0	$ -	$ -	$ -	$ -	$ -	$ -	$ -	$ -	$ -	$ -	$ -	$ -	$ -
1816	T624001102	367.1	$ -	$ -	$ -	$ -	$ -	$ -	$ -	$ -	$ -	$ -	$ -	$ -	$ -
1817	T624001102	368.0	$ -	$ -	$ -	$ -	$ -	$ -	$ -	$ -	$ -	$ -	$ -	$ -	$ -
1818	T624001102	369.0	$ -	$ -	$ -	$ -	$ -	$ -	$ -	$ -	$ -	$ -	$ -	$ -	$ -
1819	601001103	303.3	$ -	$ -	$ -	$ -	$ -	$ -	$ -	$ -	$ -	$ -	$ -	$ -	$ -
1820	601001104	303.3	$ -	$ -	$ -	$ -	$ -	$ -	$ -	$ -	$ -	$ -	$ -	$ -	$ -
1821	T680001105	367.1	$ -	$ -	$ -	$ -	$ -	$ -	$ -	$ -	$ -	$ -	$ -	$ -	$ -
1822	T680001105	368.0	$ -	$ -	$ -	$ -	$ -	$ -	$ -	$ -	$ -	$ -	$ -	$ -	$ -
1823	T680001105	369.0	$ -	$ -	$ -	$ -	$ -	$ -	$ -	$ -	$ -	$ -	$ -	$ -	$ -
1824	T624001106	367.1	$ -	$ -	$ -	$ -	$ -	$ -	$ -	$ -	$ 1,635	$ 3,269	$ 4,904	$ 6,538	$ 8,173
1825	T624001106	368.0	$ -	$ -	$ -	$ -	$ -	$ -	$ -	$ -	$ 314	$ 627	$ 941	$ 1,255	$ 1,568
1826	T624001106	369.0	$ -	$ -	$ -	$ -	$ -	$ -	$ -	$ -	$ 648	$ 1,297	$ 1,945	$ 2,593	$ 3,241
1827	T621001107	367.1	$ -	$ -	$ -	$ -	$ -	$ -	$ -	$ -	$ -	$ -	$ -	$ -	$ -
1828	T621001107	368.0	$ -	$ -	$ -	$ -	$ -	$ -	$ -	$ -	$ -	$ -	$ -	$ -	$ -
1829	T621001107	369.0	$ -	$ -	$ -	$ -	$ -	$ -	$ -	$ -	$ -	$ -	$ -	$ -	$ -
1830	T680001108	367.1	$ 6,402	$ 7,316	$ 8,231	$ 9,146	$ 10,060	$ 10,975	$ 11,889	$ 12,804	$ 13,718	$ 14,633	$ 15,548	$ 16,462	$ 17,377
1831	T680001108	368.0	$ 1,229	$ 1,404	$ 1,580	$ 1,755	$ 1,931	$ 2,106	$ 2,282	$ 2,457	$ 2,633	$ 2,808	$ 2,984	$ 3,159	$ 3,335
1832	T680001108	369.0	$ 2,539	$ 2,902	$ 3,265	$ 3,627	$ 3,990	$ 4,353	$ 4,716	$ 5,078	$ 5,441	$ 5,804	$ 6,166	$ 6,529	$ 6,892
1833	601001109	303.3	$ -	$ -	$ -	$ -	$ -	$ -	$ -	$ -	$ -	$ -	$ -	$ -	$ -
1834	601001110	303.3	$ -	$ -	$ -	$ -	$ -	$ -	$ -	$ -	$ -	$ -	$ -	$ -	$ -
1835	T680001111	367.1	$ -	$ -	$ -	$ -	$ -	$ -	$ -	$ -	$ -	$ -	$ -	$ -	$ -
1836	T680001111	368.0	$ -	$ -	$ -	$ -	$ -	$ -	$ -	$ -	$ -	$ -	$ -	$ -	$ -
1837	T680001111	369.0	$ -	$ -	$ -	$ -	$ -	$ -	$ -	$ -	$ -	$ -	$ -	$ -	$ -
1838	601001112	303.3	$ -	$ -	$ -	$ -	$ -	$ -	$ -	$ -	$ -	$ -	$ -	$ -	$ -
1839	601001113	303.3	$ -	$ -	$ -	$ -	$ -	$ -	$ -	$ -	$ -	$ -	$ -	$ -	$ -
1840	T624001114	367.1	$ -	$ -	$ -	$ -	$ -	$ -	$ -	$ -	$ -	$ -	$ -	$ -	$ -
1841	T624001114	368.0	$ -	$ -	$ -	$ -	$ -	$ -	$ -	$ -	$ -	$ -	$ -	$ -	$ -
1842	T624001114	369.0	$ -	$ -	$ -	$ -	$ -	$ -	$ -	$ -	$ -	$ -	$ -	$ -	$ -
1843	T680001115	367.1	$ -	$ -	$ -	$ -	$ -	$ -	$ -	$ -	$ -	$ -	$ -	$ -	$ -

Sponsored by NMGC Witness Erik C. Buchanan

WP Plant 6 Accum Res Balances

NEW MEXICO GAS COMPANY, INC.

Accumulated Reserve Account
Base Period - 12 Months Ending March 31, 2023
Future Test Year - 12 Months Ending September 30, 2025

	A	B	AC	AD	AE	AF	AG
1							
2			Balance	Balance	Balance	Balance	Balance
3	Investment Number / Beginning Balance	FERC Account	**5/31/2025**	**6/30/2025**	**7/31/2025**	**8/31/2025**	**9/30/2025**
1798	627001094	376.4	$ -	$ -	$ -	$ -	$ -
1799	601001095	368.0	$ 787	$ 833	$ 879	$ 926	$ 972
1800	601001095	369.0	$ 3,252	$ 3,443	$ 3,635	$ 3,826	$ 4,017
1801	T680001096	367.1	$ -	$ -	$ -	$ -	$ -
1802	T680001096	368.0	$ -	$ -	$ -	$ -	$ -
1803	T680001096	369.0	$ -	$ -	$ -	$ -	$ -
1804	T621001097	367.1	$ -	$ -	$ -	$ -	$ -
1805	T621001097	368.0	$ -	$ -	$ -	$ -	$ -
1806	T621001097	369.0	$ -	$ -	$ -	$ -	$ -
1807	601001098	368.0	$ -	$ -	$ -	$ -	$ -
1808	601001098	369.0	$ -	$ -	$ -	$ -	$ -
1809	T626001099	367.1	$ -	$ -	$ -	$ -	$ -
1810	T680001100	367.1	$ 2,276	$ 2,732	$ 3,187	$ 3,642	$ 4,097
1811	T680001100	368.0	$ 437	$ 524	$ 612	$ 699	$ 786
1812	T680001100	369.0	$ 903	$ 1,083	$ 1,264	$ 1,445	$ 1,625
1813	T624001101	367.1	$ -	$ -	$ -	$ -	$ -
1814	T624001101	368.0	$ -	$ -	$ -	$ -	$ -
1815	T624001101	369.0	$ -	$ -	$ -	$ -	$ -
1816	T624001102	367.1	$ -	$ -	$ -	$ -	$ -
1817	T624001102	368.0	$ -	$ -	$ -	$ -	$ -
1818	T624001102	369.0	$ -	$ -	$ -	$ -	$ -
1819	601001103	303.3	$ -	$ -	$ -	$ -	$ -
1820	601001104	303.3	$ -	$ -	$ -	$ -	$ -
1821	T680001105	367.1	$ -	$ -	$ -	$ -	$ -
1822	T680001105	368.0	$ -	$ -	$ -	$ -	$ -
1823	T680001105	369.0	$ -	$ -	$ -	$ -	$ -
1824	T624001106	367.1	$ 9,807	$ 11,442	$ 13,076	$ 14,711	$ 16,345
1825	T624001106	368.0	$ 1,882	$ 2,196	$ 2,509	$ 2,823	$ 3,137
1826	T624001106	369.0	$ 3,890	$ 4,538	$ 5,186	$ 5,835	$ 6,483
1827	T621001107	367.1	$ -	$ -	$ -	$ -	$ -
1828	T621001107	368.0	$ -	$ -	$ -	$ -	$ -
1829	T621001107	369.0	$ -	$ -	$ -	$ -	$ -
1830	T680001108	367.1	$ 18,291	$ 19,206	$ 20,120	$ 21,035	$ 21,949
1831	T680001108	368.0	$ 3,510	$ 3,686	$ 3,861	$ 4,037	$ 4,212
1832	T680001108	369.0	$ 7,255	$ 7,617	$ 7,980	$ 8,343	$ 8,706
1833	601001109	303.3	$ -	$ -	$ -	$ -	$ -
1834	601001110	303.3	$ -	$ -	$ -	$ -	$ -
1835	T680001111	367.1	$ -	$ -	$ -	$ -	$ -
1836	T680001111	368.0	$ -	$ -	$ -	$ -	$ -
1837	T680001111	369.0	$ -	$ -	$ -	$ -	$ -
1838	601001112	303.3	$ -	$ -	$ -	$ -	$ -
1839	601001113	303.3	$ -	$ -	$ -	$ -	$ -
1840	T624001114	367.1	$ -	$ -	$ -	$ -	$ -
1841	T624001114	368.0	$ -	$ -	$ -	$ -	$ -
1842	T624001114	369.0	$ -	$ -	$ -	$ -	$ -
1843	T680001115	367.1	$ -	$ -	$ -	$ -	$ -

Sponsored by NMGC Witness Erik C. Buchanan

WP Plant 6 Accum Res Balances

NEW MEXICO GAS COMPANY, INC.

Accumulated Reserve Account
Base Period - 12 Months Ending March 31, 2023
Future Test Year - 12 Months Ending September 30, 2025

	A	B	C	D	E	F	G	H	I	J	K	L	M	N	O
1			Adjusted Base Period												
2			Balance	Balance	Balance	Balance	Balance	Balance	Balance	Balance	Balance	Balance	Balance	Balance	Balance
3	Investment Number / Beginning Balance	FERC Account	**3/31/2023**	**4/30/2023**	**5/31/2023**	**6/30/2023**	**7/31/2023**	**8/31/2023**	**9/30/2023**	**10/31/2023**	**11/30/2023**	**12/31/2023**	**1/31/2024**	**2/29/2024**	**3/31/2024**
1844	T680001115	368.0	$ -	$ -	$ -	$ -	$ -	$ -	$ -	$ -	$ -	$ -	$ -	$ -	$ -
1845	T680001115	369.0	$ -	$ -	$ -	$ -	$ -	$ -	$ -	$ -	$ -	$ -	$ -	$ -	$ -
1846	T680001116	367.1	$ -	$ -	$ -	$ -	$ -	$ -	$ -	$ -	$ -	$ -	$ -	$ -	$ -
1847	T680001116	368.0	$ -	$ -	$ -	$ -	$ -	$ -	$ -	$ -	$ -	$ -	$ -	$ -	$ -
1848	T680001116	369.0	$ -	$ -	$ -	$ -	$ -	$ -	$ -	$ -	$ -	$ -	$ -	$ -	$ -
1849	T610001117	367.1	$ -	$ -	$ -	$ -	$ -	$ -	$ -	$ -	$ -	$ -	$ -	$ -	$ -
1850	T610001117	368.0	$ -	$ -	$ -	$ -	$ -	$ -	$ -	$ -	$ -	$ -	$ -	$ -	$ -
1851	T610001117	369.0	$ -	$ -	$ -	$ -	$ -	$ -	$ -	$ -	$ -	$ -	$ -	$ -	$ -
1852	T680001118	367.1	$ -	$ -	$ -	$ -	$ -	$ -	$ -	$ -	$ -	$ -	$ -	$ -	$ -
1853	T680001118	368.0	$ -	$ -	$ -	$ -	$ -	$ -	$ -	$ -	$ -	$ -	$ -	$ -	$ -
1854	T680001118	369.0	$ -	$ -	$ -	$ -	$ -	$ -	$ -	$ -	$ -	$ -	$ -	$ -	$ -
1855	T624001119	367.1	$ -	$ -	$ -	$ -	$ -	$ -	$ -	$ -	$ -	$ -	$ -	$ -	$ -
1856	T624001119	368.0	$ -	$ -	$ -	$ -	$ -	$ -	$ -	$ -	$ -	$ -	$ -	$ -	$ -
1857	T624001119	369.0	$ -	$ -	$ -	$ -	$ -	$ -	$ -	$ -	$ -	$ -	$ -	$ -	$ -
1858	T621001120	368.0	$ -	$ -	$ -	$ -	$ -	$ -	$ -	$ -	$ -	$ -	$ -	$ -	$ -
1859	T621001120	369.0	$ -	$ -	$ -	$ -	$ -	$ -	$ -	$ -	$ -	$ -	$ -	$ -	$ -
1860	T621001121	367.1	$ -	$ -	$ -	$ -	$ -	$ -	$ -	$ -	$ -	$ -	$ -	$ -	$ -
1861	T621001121	368.0	$ -	$ -	$ -	$ -	$ -	$ -	$ -	$ -	$ -	$ -	$ -	$ -	$ -
1862	T621001121	369.0	$ -	$ -	$ -	$ -	$ -	$ -	$ -	$ -	$ -	$ -	$ -	$ -	$ -
1863	T621001122	367.1	$ -	$ -	$ -	$ -	$ -	$ -	$ -	$ -	$ -	$ -	$ -	$ -	$ -
1864	T621001123	367.1	$ -	$ -	$ -	$ -	$ -	$ -	$ -	$ -	$ -	$ -	$ -	$ -	$ -
1865	T621001123	368.0	$ -	$ -	$ -	$ -	$ -	$ -	$ -	$ -	$ -	$ -	$ -	$ -	$ -
1866	T621001123	369.0	$ -	$ -	$ -	$ -	$ -	$ -	$ -	$ -	$ -	$ -	$ -	$ -	$ -
1867	T621001124	367.1	$ -	$ -	$ -	$ -	$ -	$ -	$ -	$ -	$ -	$ -	$ -	$ -	$ -
1868	T680001125	367.1	$ -	$ -	$ -	$ -	$ -	$ -	$ -	$ -	$ -	$ -	$ -	$ -	$ -
1869	T680001125	368.0	$ -	$ -	$ -	$ -	$ -	$ -	$ -	$ -	$ -	$ -	$ -	$ -	$ -
1870	T680001125	369.0	$ -	$ -	$ -	$ -	$ -	$ -	$ -	$ -	$ -	$ -	$ -	$ -	$ -
1871	601001126	376.1	$ -	$ -	$ -	$ -	$ -	$ -	$ -	$ -	$ -	$ -	$ -	$ -	$ -
1872	601001126	376.2	$ -	$ -	$ -	$ -	$ -	$ -	$ -	$ -	$ -	$ -	$ -	$ -	$ -
1873	601001126	376.4	$ -	$ -	$ -	$ -	$ -	$ -	$ -	$ -	$ -	$ -	$ -	$ -	$ -
1874	601001126	380.0	$ -	$ -	$ -	$ -	$ -	$ -	$ -	$ -	$ -	$ -	$ -	$ -	$ -
1875	T660001127	367.1	$ -	$ -	$ -	$ -	$ -	$ -	$ -	$ -	$ -	$ -	$ -	$ -	$ -
1876	T660001127	368.0	$ -	$ -	$ -	$ -	$ -	$ -	$ -	$ -	$ -	$ -	$ -	$ -	$ -
1877	T660001127	369.0	$ -	$ -	$ -	$ -	$ -	$ -	$ -	$ -	$ -	$ -	$ -	$ -	$ -
1878	601001128	303.3	$ -	$ -	$ -	$ -	$ -	$ -	$ -	$ -	$ -	$ -	$ -	$ -	$ -
1879	601001129	376.1	$ -	$ -	$ -	$ -	$ -	$ -	$ -	$ -	$ -	$ -	$ -	$ -	$ -
1880	601001129	376.2	$ -	$ -	$ -	$ -	$ -	$ -	$ -	$ -	$ -	$ -	$ -	$ -	$ -
1881	601001129	376.4	$ -	$ -	$ -	$ -	$ -	$ -	$ -	$ -	$ -	$ -	$ -	$ -	$ -
1882	601001129	380.0	$ -	$ -	$ -	$ -	$ -	$ -	$ -	$ -	$ -	$ -	$ -	$ -	$ -
1883	T680001130	367.1	$ -	$ -	$ -	$ -	$ -	$ -	$ -	$ -	$ -	$ -	$ -	$ -	$ -
1884	T680001130	368.0	$ -	$ -	$ -	$ -	$ -	$ -	$ -	$ -	$ -	$ -	$ -	$ -	$ -
1885	T680001130	369.0	$ -	$ -	$ -	$ -	$ -	$ -	$ -	$ -	$ -	$ -	$ -	$ -	$ -
1886	601001131	376.1	$ -	$ -	$ -	$ -	$ -	$ -	$ -	$ -	$ -	$ -	$ -	$ -	$ -
1887	601001131	376.2	$ -	$ -	$ -	$ -	$ -	$ -	$ -	$ -	$ -	$ -	$ -	$ -	$ -
1888	601001131	376.4	$ -	$ -	$ -	$ -	$ -	$ -	$ -	$ -	$ -	$ -	$ -	$ -	$ -
1889	601001131	380.0	$ -	$ -	$ -	$ -	$ -	$ -	$ -	$ -	$ -	$ -	$ -	$ -	$ -

Sponsored by NMGC Witness Erik C. Buchanan

WP Plant 6 Accum Res Balances

NEW MEXICO GAS COMPANY, INC.

Accumulated Reserve Account
Base Period - 12 Months Ending March 31, 2023
Future Test Year - 12 Months Ending September 30, 2025

	A	B	P	Q	R	S	T	U	V	W	X	Y	Z	AA	AB
1															
2			Balance	Balance	Balance	Balance	Balance	Balance	Balance	Balance	Balance	Balance	Balance	Balance	Balance
3	Investment Number / Beginning Balance	FERC Account	4/30/2024	5/31/2024	6/30/2024	7/31/2024	8/31/2024	9/30/2024	10/31/2024	11/30/2024	12/31/2024	1/31/2025	2/28/2025	3/31/2025	4/30/2025
1844	T680001115	368.0	$ -	$ -	$ -	$ -	$ -	$ -	$ -	$ -	$ -	$ -	$ -	$ -	$ -
1845	T680001115	369.0	$ -	$ -	$ -	$ -	$ -	$ -	$ -	$ -	$ -	$ -	$ -	$ -	$ -
1846	T680001116	367.1	$ -	$ -	$ -	$ -	$ -	$ -	$ -	$ -	$ -	$ -	$ -	$ -	$ -
1847	T680001116	368.0	$ -	$ -	$ -	$ -	$ -	$ -	$ -	$ -	$ -	$ -	$ -	$ -	$ -
1848	T680001116	369.0	$ -	$ -	$ -	$ -	$ -	$ -	$ -	$ -	$ -	$ -	$ -	$ -	$ -
1849	T610001117	367.1	$ -	$ -	$ -	$ -	$ -	$ -	$ -	$ -	$ -	$ -	$ -	$ -	$ -
1850	T610001117	368.0	$ -	$ -	$ -	$ -	$ -	$ -	$ -	$ -	$ -	$ -	$ -	$ -	$ -
1851	T610001117	369.0	$ -	$ -	$ -	$ -	$ -	$ -	$ -	$ -	$ -	$ -	$ -	$ -	$ -
1852	T680001118	367.1	$ -	$ -	$ -	$ -	$ -	$ -	$ -	$ -	$ -	$ -	$ -	$ -	$ -
1853	T680001118	368.0	$ -	$ -	$ -	$ -	$ -	$ -	$ -	$ -	$ -	$ -	$ -	$ -	$ -
1854	T680001118	369.0	$ -	$ -	$ -	$ -	$ -	$ -	$ -	$ -	$ -	$ -	$ -	$ -	$ -
1855	T624001119	367.1	$ -	$ -	$ -	$ -	$ -	$ -	$ -	$ -	$ -	$ -	$ -	$ -	$ -
1856	T624001119	368.0	$ -	$ -	$ -	$ -	$ -	$ -	$ -	$ -	$ -	$ -	$ -	$ -	$ -
1857	T624001119	369.0	$ -	$ -	$ -	$ -	$ -	$ -	$ -	$ -	$ -	$ -	$ -	$ -	$ -
1858	T621001120	368.0	$ -	$ -	$ -	$ -	$ -	$ -	$ -	$ -	$ -	$ -	$ -	$ -	$ -
1859	T621001120	369.0	$ -	$ -	$ -	$ -	$ -	$ -	$ -	$ -	$ -	$ -	$ -	$ -	$ -
1860	T621001121	367.1	$ -	$ -	$ -	$ -	$ -	$ -	$ -	$ -	$ -	$ -	$ -	$ -	$ -
1861	T621001121	368.0	$ -	$ -	$ -	$ -	$ -	$ -	$ -	$ -	$ -	$ -	$ -	$ -	$ -
1862	T621001121	369.0	$ -	$ -	$ -	$ -	$ -	$ -	$ -	$ -	$ -	$ -	$ -	$ -	$ -
1863	T621001122	367.1	$ -	$ -	$ -	$ -	$ -	$ -	$ -	$ -	$ -	$ -	$ -	$ -	$ -
1864	T621001123	367.1	$ -	$ -	$ -	$ -	$ -	$ -	$ -	$ -	$ -	$ -	$ -	$ -	$ -
1865	T621001123	368.0	$ -	$ -	$ -	$ -	$ -	$ -	$ -	$ -	$ -	$ -	$ -	$ -	$ -
1866	T621001123	369.0	$ -	$ -	$ -	$ -	$ -	$ -	$ -	$ -	$ -	$ -	$ -	$ -	$ -
1867	T621001124	367.1	$ -	$ -	$ -	$ -	$ -	$ -	$ -	$ -	$ -	$ -	$ -	$ -	$ -
1868	T680001125	367.1	$ -	$ -	$ -	$ -	$ -	$ -	$ -	$ -	$ -	$ -	$ -	$ -	$ -
1869	T680001125	368.0	$ -	$ -	$ -	$ -	$ -	$ -	$ -	$ -	$ -	$ -	$ -	$ -	$ -
1870	T680001125	369.0	$ -	$ -	$ -	$ -	$ -	$ -	$ -	$ -	$ -	$ -	$ -	$ -	$ -
1871	601001126	376.1	$ -	$ -	$ -	$ -	$ -	$ -	$ -	$ -	$ -	$ -	$ -	$ -	$ -
1872	601001126	376.2	$ -	$ -	$ -	$ -	$ -	$ -	$ -	$ -	$ -	$ -	$ -	$ -	$ -
1873	601001126	376.4	$ -	$ -	$ -	$ -	$ -	$ -	$ -	$ -	$ -	$ -	$ -	$ -	$ -
1874	601001126	380.0	$ -	$ -	$ -	$ -	$ -	$ -	$ -	$ -	$ -	$ -	$ -	$ -	$ -
1875	T660001127	367.1	$ -	$ -	$ -	$ -	$ -	$ -	$ -	$ -	$ -	$ -	$ -	$ -	$ -
1876	T660001127	368.0	$ -	$ -	$ -	$ -	$ -	$ -	$ -	$ -	$ -	$ -	$ -	$ -	$ -
1877	T660001127	369.0	$ -	$ -	$ -	$ -	$ -	$ -	$ -	$ -	$ -	$ -	$ -	$ -	$ -
1878	601001128	303.3	$ -	$ -	$ -	$ -	$ -	$ -	$ -	$ -	$ -	$ -	$ -	$ -	$ -
1879	601001129	376.1	$ -	$ -	$ -	$ -	$ -	$ -	$ -	$ -	$ -	$ -	$ -	$ -	$ -
1880	601001129	376.2	$ -	$ -	$ -	$ -	$ -	$ -	$ -	$ -	$ -	$ -	$ -	$ -	$ -
1881	601001129	376.4	$ -	$ -	$ -	$ -	$ -	$ -	$ -	$ -	$ -	$ -	$ -	$ -	$ -
1882	601001129	380.0	$ -	$ -	$ -	$ -	$ -	$ -	$ -	$ -	$ -	$ -	$ -	$ -	$ -
1883	T680001130	367.1	$ -	$ -	$ -	$ -	$ -	$ -	$ -	$ -	$ -	$ -	$ -	$ -	$ -
1884	T680001130	368.0	$ -	$ -	$ -	$ -	$ -	$ -	$ -	$ -	$ -	$ -	$ -	$ -	$ -
1885	T680001130	369.0	$ -	$ -	$ -	$ -	$ -	$ -	$ -	$ -	$ -	$ -	$ -	$ -	$ -
1886	601001131	376.1	$ -	$ -	$ -	$ -	$ -	$ -	$ -	$ -	$ -	$ -	$ -	$ -	$ -
1887	601001131	376.2	$ -	$ -	$ -	$ -	$ -	$ -	$ -	$ -	$ -	$ -	$ -	$ -	$ -
1888	601001131	376.4	$ -	$ -	$ -	$ -	$ -	$ -	$ -	$ -	$ -	$ -	$ -	$ -	$ -
1889	601001131	380.0	$ -	$ -	$ -	$ -	$ -	$ -	$ -	$ -	$ -	$ -	$ -	$ -	$ -

Sponsored by NMGC Witness Erik C. Buchanan

WP Plant 6 Accum Res Balances

NEW MEXICO GAS COMPANY, INC.

Accumulated Reserve Account
Base Period - 12 Months Ending March 31, 2023
Future Test Year - 12 Months Ending September 30, 2025

	A	B	AC	AD	AE	AF	AG
1							
2			Balance	Balance	Balance	Balance	Balance
3	Investment Number / Beginning Balance	FERC Account	**5/31/2025**	**6/30/2025**	**7/31/2025**	**8/31/2025**	**9/30/2025**
1844	T680001115	368.0	$ -	$ -	$ -	$ -	$ -
1845	T680001115	369.0	$ -	$ -	$ -	$ -	$ -
1846	T680001116	367.1	$ -	$ -	$ -	$ -	$ -
1847	T680001116	368.0	$ -	$ -	$ -	$ -	$ -
1848	T680001116	369.0	$ -	$ -	$ -	$ -	$ -
1849	T610001117	367.1	$ -	$ -	$ -	$ -	$ 442
1850	T610001117	368.0	$ -	$ -	$ -	$ -	$ 85
1851	T610001117	369.0	$ -	$ -	$ -	$ -	$ 175
1852	T680001118	367.1	$ -	$ -	$ -	$ -	$ -
1853	T680001118	368.0	$ -	$ -	$ -	$ -	$ -
1854	T680001118	369.0	$ -	$ -	$ -	$ -	$ -
1855	T624001119	367.1	$ -	$ -	$ -	$ -	$ -
1856	T624001119	368.0	$ -	$ -	$ -	$ -	$ -
1857	T624001119	369.0	$ -	$ -	$ -	$ -	$ -
1858	T621001120	368.0	$ -	$ -	$ -	$ -	$ -
1859	T621001120	369.0	$ -	$ -	$ -	$ -	$ -
1860	T621001121	367.1	$ -	$ -	$ -	$ -	$ -
1861	T621001121	368.0	$ -	$ -	$ -	$ -	$ -
1862	T621001121	369.0	$ -	$ -	$ -	$ -	$ -
1863	T621001122	367.1	$ -	$ -	$ -	$ -	$ -
1864	T621001123	367.1	$ -	$ -	$ -	$ -	$ -
1865	T621001123	368.0	$ -	$ -	$ -	$ -	$ -
1866	T621001123	369.0	$ -	$ -	$ -	$ -	$ -
1867	T621001124	367.1	$ -	$ -	$ -	$ -	$ -
1868	T680001125	367.1	$ -	$ -	$ -	$ -	$ -
1869	T680001125	368.0	$ -	$ -	$ -	$ -	$ -
1870	T680001125	369.0	$ -	$ -	$ -	$ -	$ -
1871	601001126	376.1	$ -	$ -	$ -	$ -	$ -
1872	601001126	376.2	$ -	$ -	$ -	$ -	$ -
1873	601001126	376.4	$ -	$ -	$ -	$ -	$ -
1874	601001126	380.0	$ -	$ -	$ -	$ -	$ -
1875	T660001127	367.1	$ -	$ -	$ -	$ -	$ -
1876	T660001127	368.0	$ -	$ -	$ -	$ -	$ -
1877	T660001127	369.0	$ -	$ -	$ -	$ -	$ -
1878	601001128	303.3	$ -	$ -	$ -	$ -	$ -
1879	601001129	376.1	$ -	$ -	$ -	$ -	$ -
1880	601001129	376.2	$ -	$ -	$ -	$ -	$ -
1881	601001129	376.4	$ -	$ -	$ -	$ -	$ -
1882	601001129	380.0	$ -	$ -	$ -	$ -	$ -
1883	T680001130	367.1	$ -	$ -	$ -	$ -	$ -
1884	T680001130	368.0	$ -	$ -	$ -	$ -	$ -
1885	T680001130	369.0	$ -	$ -	$ -	$ -	$ -
1886	601001131	376.1	$ -	$ -	$ -	$ -	$ -
1887	601001131	376.2	$ -	$ -	$ -	$ -	$ -
1888	601001131	376.4	$ -	$ -	$ -	$ -	$ -
1889	601001131	380.0	$ -	$ -	$ -	$ -	$ -

Sponsored by NMGC Witness Erik C. Buchanan

WP Plant 6 Accum Res Balances

NEW MEXICO GAS COMPANY, INC.

Accumulated Reserve Account
Base Period - 12 Months Ending March 31, 2023
Future Test Year - 12 Months Ending September 30, 2025

	A	B	C	D	E	F	G	H	I	J	K	L	M	N	O
1			Adjusted Base Period												
2			Balance	Balance	Balance	Balance	Balance	Balance	Balance	Balance	Balance	Balance	Balance	Balance	Balance
3	Investment Number / Beginning Balance	FERC Account	**3/31/2023**	**4/30/2023**	**5/31/2023**	**6/30/2023**	**7/31/2023**	**8/31/2023**	**9/30/2023**	**10/31/2023**	**11/30/2023**	**12/31/2023**	**1/31/2024**	**2/29/2024**	**3/31/2024**
1890	T610001132	367.1	$ -	$ -	$ -	$ -	$ -	$ -	$ -	$ -	$ -	$ -	$ -	$ -	$ -
1891	T610001132	368.0	$ -	$ -	$ -	$ -	$ -	$ -	$ -	$ -	$ -	$ -	$ -	$ -	$ -
1892	T610001132	369.0	$ -	$ -	$ -	$ -	$ -	$ -	$ -	$ -	$ -	$ -	$ -	$ -	$ -
1893	601001133	376.1	$ -	$ -	$ -	$ -	$ -	$ -	$ -	$ -	$ -	$ -	$ 17	$ 34	$ 51
1894	601001133	376.2	$ -	$ -	$ -	$ -	$ -	$ -	$ -	$ -	$ -	$ -	$ 115	$ 230	$ 345
1895	601001133	376.4	$ -	$ -	$ -	$ -	$ -	$ -	$ -	$ -	$ -	$ -	$ 15	$ 29	$ 44
1896	601001133	380.0	$ -	$ -	$ -	$ -	$ -	$ -	$ -	$ -	$ -	$ -	$ 23	$ 47	$ 70
1897	601001134	303.3	$ -	$ -	$ -	$ -	$ -	$ -	$ -	$ -	$ -	$ -	$ -	$ -	$ -
1898	T626001135	368.0	$ -	$ -	$ -	$ -	$ -	$ -	$ -	$ -	$ -	$ -	$ -	$ -	$ -
1899	T626001135	369.0	$ -	$ -	$ -	$ -	$ -	$ -	$ -	$ -	$ -	$ -	$ -	$ -	$ -
1900	601001136	376.1	$ -	$ -	$ -	$ -	$ -	$ -	$ -	$ -	$ -	$ -	$ -	$ -	$ -
1901	601001136	376.2	$ -	$ -	$ -	$ -	$ -	$ -	$ -	$ -	$ -	$ -	$ -	$ -	$ -
1902	601001136	376.4	$ -	$ -	$ -	$ -	$ -	$ -	$ -	$ -	$ -	$ -	$ -	$ -	$ -
1903	601001136	380.0	$ -	$ -	$ -	$ -	$ -	$ -	$ -	$ -	$ -	$ -	$ -	$ -	$ -
1904	T680001137	367.1	$ -	$ -	$ -	$ -	$ -	$ -	$ -	$ -	$ -	$ -	$ -	$ -	$ -
1905	T680001137	368.0	$ -	$ -	$ -	$ -	$ -	$ -	$ -	$ -	$ -	$ -	$ -	$ -	$ -
1906	T680001137	369.0	$ -	$ -	$ -	$ -	$ -	$ -	$ -	$ -	$ -	$ -	$ -	$ -	$ -
1907	601001138	303.3	$ -	$ -	$ -	$ -	$ -	$ -	$ -	$ -	$ -	$ -	$ -	$ -	$ -
1908	T680001139	367.1	$ -	$ -	$ -	$ -	$ -	$ -	$ -	$ -	$ -	$ -	$ -	$ -	$ -
1909	T680001139	368.0	$ -	$ -	$ -	$ -	$ -	$ -	$ -	$ -	$ -	$ -	$ -	$ -	$ -
1910	T680001139	369.0	$ -	$ -	$ -	$ -	$ -	$ -	$ -	$ -	$ -	$ -	$ -	$ -	$ -
1911	T610001140	367.1	$ -	$ -	$ -	$ -	$ -	$ -	$ -	$ -	$ -	$ -	$ -	$ -	$ -
1912	T610001140	368.0	$ -	$ -	$ -	$ -	$ -	$ -	$ -	$ -	$ -	$ -	$ -	$ -	$ -
1913	T610001140	369.0	$ -	$ -	$ -	$ -	$ -	$ -	$ -	$ -	$ -	$ -	$ -	$ -	$ -
1914	601001141	303.3	$ -	$ -	$ -	$ -	$ -	$ -	$ -	$ -	$ -	$ -	$ -	$ -	$ -
1915	601001142	303.3	$ -	$ -	$ -	$ -	$ -	$ -	$ -	$ -	$ -	$ -	$ -	$ -	$ -
1916	601001143	303.3	$ -	$ -	$ -	$ -	$ -	$ -	$ -	$ -	$ -	$ -	$ -	$ -	$ -
1917	T624001144	367.1	$ -	$ -	$ -	$ -	$ -	$ -	$ -	$ -	$ -	$ -	$ -	$ -	$ -
1918	T624001144	368.0	$ -	$ -	$ -	$ -	$ -	$ -	$ -	$ -	$ -	$ -	$ -	$ -	$ -
1919	T624001144	369.0	$ -	$ -	$ -	$ -	$ -	$ -	$ -	$ -	$ -	$ -	$ -	$ -	$ -
1920	601001145	303.3	$ -	$ -	$ -	$ -	$ -	$ -	$ -	$ -	$ -	$ -	$ -	$ -	$ -
1921	601001146	303.3	$ -	$ -	$ -	$ -	$ -	$ -	$ -	$ 1,831	$ 3,663	$ 5,494	$ 7,325	$ 9,157	$ 10,988
1922	601001147	303.3	$ -	$ -	$ -	$ -	$ -	$ -	$ -	$ -	$ -	$ -	$ -	$ -	$ -
1923	T621001148	367.1	$ -	$ -	$ -	$ -	$ -	$ -	$ -	$ -	$ -	$ -	$ -	$ -	$ -
1924	T621001148	368.0	$ -	$ -	$ -	$ -	$ -	$ -	$ -	$ -	$ -	$ -	$ -	$ -	$ -
1925	T621001148	369.0	$ -	$ -	$ -	$ -	$ -	$ -	$ -	$ -	$ -	$ -	$ -	$ -	$ -
1926	601001149	303.3	$ -	$ -	$ -	$ -	$ -	$ -	$ -	$ -	$ -	$ -	$ -	$ -	$ -
1927	T624001150	367.1	$ -	$ -	$ -	$ -	$ -	$ -	$ -	$ -	$ -	$ -	$ -	$ -	$ -
1928	T624001150	368.0	$ -	$ -	$ -	$ -	$ -	$ -	$ -	$ -	$ -	$ -	$ -	$ -	$ -
1929	T624001150	369.0	$ -	$ -	$ -	$ -	$ -	$ -	$ -	$ -	$ -	$ -	$ -	$ -	$ -
1930	601001151	303.3	$ -	$ -	$ -	$ -	$ -	$ -	$ -	$ -	$ -	$ -	$ -	$ -	$ -
1931	601001152	303.3	$ -	$ -	$ -	$ -	$ -	$ -	$ -	$ -	$ -	$ -	$ -	$ -	$ -
1932	T624001153	367.1	$ -	$ -	$ -	$ -	$ -	$ -	$ -	$ -	$ -	$ -	$ -	$ -	$ -
1933	T624001153	368.0	$ -	$ -	$ -	$ -	$ -	$ -	$ -	$ -	$ -	$ -	$ -	$ -	$ -
1934	T624001153	369.0	$ -	$ -	$ -	$ -	$ -	$ -	$ -	$ -	$ -	$ -	$ -	$ -	$ -
1935	601001154	303.3	$ -	$ -	$ -	$ -	$ -	$ -	$ -	$ -	$ -	$ -	$ -	$ -	$ -

Sponsored by NMGC Witness Erik C. Buchanan

WP Plant 6 Accum Res Balances

NEW MEXICO GAS COMPANY, INC.

Accumulated Reserve Account
Base Period - 12 Months Ending March 31, 2023
Future Test Year - 12 Months Ending September 30, 2025

	A	B	P	Q	R	S	T	U	V	W	X	Y	Z	AA	AB
1															
2			Balance	Balance	Balance	Balance	Balance	Balance	Balance	Balance	Balance	Balance	Balance	Balance	Balance
3	Investment Number / Beginning Balance	FERC Account	4/30/2024	5/31/2024	6/30/2024	7/31/2024	8/31/2024	9/30/2024	10/31/2024	11/30/2024	12/31/2024	1/31/2025	2/28/2025	3/31/2025	4/30/2025
1890	T610001132	367.1	$ -	$ -	$ -	$ -	$ -	$ -	$ -	$ -	$ -	$ -	$ -	$ -	$ -
1891	T610001132	368.0	$ -	$ -	$ -	$ -	$ -	$ -	$ -	$ -	$ -	$ -	$ -	$ -	$ -
1892	T610001132	369.0	$ -	$ -	$ -	$ -	$ -	$ -	$ -	$ -	$ -	$ -	$ -	$ -	$ -
1893	601001133	376.1	$ 68	$ 85	$ 102	$ 119	$ 136	$ 154	$ 171	$ 188	$ 205	$ 222	$ 239	$ 256	$ 273
1894	601001133	376.2	$ 459	$ 574	$ 689	$ 804	$ 919	$ 1,034	$ 1,149	$ 1,263	$ 1,378	$ 1,493	$ 1,608	$ 1,723	$ 1,838
1895	601001133	376.4	$ 58	$ 73	$ 87	$ 102	$ 117	$ 131	$ 146	$ 160	$ 175	$ 189	$ 204	$ 219	$ 233
1896	601001133	380.0	$ 94	$ 117	$ 141	$ 164	$ 187	$ 211	$ 234	$ 258	$ 281	$ 305	$ 328	$ 351	$ 375
1897	601001134	303.3	$ -	$ -	$ -	$ -	$ -	$ -	$ -	$ -	$ -	$ -	$ -	$ -	$ -
1898	T626001135	368.0	$ -	$ -	$ -	$ -	$ -	$ -	$ -	$ -	$ -	$ -	$ -	$ -	$ -
1899	T626001135	369.0	$ -	$ -	$ -	$ -	$ -	$ -	$ -	$ -	$ -	$ -	$ -	$ -	$ -
1900	601001136	376.1	$ -	$ -	$ -	$ -	$ -	$ -	$ -	$ -	$ -	$ 17	$ 34	$ 51	$ 68
1901	601001136	376.2	$ -	$ -	$ -	$ -	$ -	$ -	$ -	$ -	$ -	$ 115	$ 229	$ 344	$ 459
1902	601001136	376.4	$ -	$ -	$ -	$ -	$ -	$ -	$ -	$ -	$ -	$ 15	$ 29	$ 44	$ 58
1903	601001136	380.0	$ -	$ -	$ -	$ -	$ -	$ -	$ -	$ -	$ -	$ 23	$ 47	$ 70	$ 94
1904	T680001137	367.1	$ -	$ -	$ -	$ -	$ -	$ -	$ -	$ -	$ -	$ -	$ -	$ -	$ -
1905	T680001137	368.0	$ -	$ -	$ -	$ -	$ -	$ -	$ -	$ -	$ -	$ -	$ -	$ -	$ -
1906	T680001137	369.0	$ -	$ -	$ -	$ -	$ -	$ -	$ -	$ -	$ -	$ -	$ -	$ -	$ -
1907	601001138	303.3	$ -	$ -	$ -	$ -	$ -	$ -	$ -	$ -	$ -	$ -	$ -	$ -	$ -
1908	T680001139	367.1	$ -	$ -	$ -	$ -	$ -	$ -	$ -	$ -	$ -	$ -	$ -	$ -	$ -
1909	T680001139	368.0	$ -	$ -	$ -	$ -	$ -	$ -	$ -	$ -	$ -	$ -	$ -	$ -	$ -
1910	T680001139	369.0	$ -	$ -	$ -	$ -	$ -	$ -	$ -	$ -	$ -	$ -	$ -	$ -	$ -
1911	T610001140	367.1	$ -	$ -	$ -	$ -	$ -	$ -	$ -	$ -	$ -	$ -	$ -	$ -	$ -
1912	T610001140	368.0	$ -	$ -	$ -	$ -	$ -	$ -	$ -	$ -	$ -	$ -	$ -	$ -	$ -
1913	T610001140	369.0	$ -	$ -	$ -	$ -	$ -	$ -	$ -	$ -	$ -	$ -	$ -	$ -	$ -
1914	601001141	303.3	$ -	$ -	$ -	$ -	$ -	$ -	$ -	$ -	$ -	$ -	$ -	$ -	$ -
1915	601001142	303.3	$ -	$ -	$ -	$ -	$ -	$ -	$ -	$ -	$ -	$ -	$ -	$ -	$ -
1916	601001143	303.3	$ -	$ -	$ -	$ -	$ -	$ -	$ -	$ -	$ -	$ -	$ 1,905	$ 3,811	$ 5,716
1917	T624001144	367.1	$ -	$ -	$ -	$ -	$ -	$ -	$ -	$ -	$ -	$ -	$ -	$ -	$ -
1918	T624001144	368.0	$ -	$ -	$ -	$ -	$ -	$ -	$ -	$ -	$ -	$ -	$ -	$ -	$ -
1919	T624001144	369.0	$ -	$ -	$ -	$ -	$ -	$ -	$ -	$ -	$ -	$ -	$ -	$ -	$ -
1920	601001145	303.3	$ -	$ -	$ -	$ -	$ -	$ -	$ -	$ -	$ -	$ -	$ -	$ -	$ -
1921	601001146	303.3	$ 12,819	$ 14,651	$ 16,482	$ 18,314	$ 20,145	$ 21,976	$ 23,808	$ 25,639	$ 27,470	$ 29,302	$ 31,133	$ 32,964	$ 34,796
1922	601001147	303.3	$ -	$ -	$ -	$ -	$ -	$ -	$ -	$ -	$ -	$ -	$ -	$ -	$ -
1923	T621001148	367.1	$ -	$ -	$ -	$ -	$ -	$ -	$ -	$ -	$ 437	$ 874	$ 1,312	$ 1,749	$ 2,186
1924	T621001148	368.0	$ -	$ -	$ -	$ -	$ -	$ -	$ -	$ -	$ 84	$ 168	$ 252	$ 336	$ 420
1925	T621001148	369.0	$ -	$ -	$ -	$ -	$ -	$ -	$ -	$ -	$ 173	$ 347	$ 520	$ 694	$ 867
1926	601001149	303.3	$ -	$ -	$ -	$ -	$ -	$ -	$ -	$ -	$ -	$ -	$ -	$ -	$ -
1927	T624001150	367.1	$ -	$ -	$ -	$ -	$ -	$ -	$ -	$ -	$ -	$ -	$ -	$ -	$ -
1928	T624001150	368.0	$ -	$ -	$ -	$ -	$ -	$ -	$ -	$ -	$ -	$ -	$ -	$ -	$ -
1929	T624001150	369.0	$ -	$ -	$ -	$ -	$ -	$ -	$ -	$ -	$ -	$ -	$ -	$ -	$ -
1930	601001151	303.3	$ -	$ -	$ -	$ -	$ -	$ -	$ -	$ -	$ -	$ -	$ -	$ -	$ -
1931	601001152	303.3	$ -	$ -	$ -	$ -	$ -	$ -	$ -	$ -	$ -	$ -	$ -	$ -	$ -
1932	T624001153	367.1	$ -	$ -	$ -	$ -	$ -	$ -	$ -	$ -	$ -	$ -	$ -	$ -	$ -
1933	T624001153	368.0	$ -	$ -	$ -	$ -	$ -	$ -	$ -	$ -	$ -	$ -	$ -	$ -	$ -
1934	T624001153	369.0	$ -	$ -	$ -	$ -	$ -	$ -	$ -	$ -	$ -	$ -	$ -	$ -	$ -
1935	601001154	303.3	$ -	$ -	$ -	$ -	$ -	$ -	$ -	$ -	$ -	$ -	$ -	$ -	$ -

Sponsored by NMGC Witness Erik C. Buchanan

WP Plant 6 Accum Res Balances

NEW MEXICO GAS COMPANY, INC.

Accumulated Reserve Account
Base Period - 12 Months Ending March 31, 2023
Future Test Year - 12 Months Ending September 30, 2025

	A	B	AC	AD	AE	AF	AG
1							
2			Balance	Balance	Balance	Balance	Balance
3	Investment Number / Beginning Balance	FERC Account	**5/31/2025**	**6/30/2025**	**7/31/2025**	**8/31/2025**	**9/30/2025**
1890	T610001132	367.1	$ -	$ -	$ -	$ -	$ -
1891	T610001132	368.0	$ -	$ -	$ -	$ -	$ -
1892	T610001132	369.0	$ -	$ -	$ -	$ -	$ -
1893	601001133	376.1	$ 290	$ 307	$ 324	$ 341	$ 358
1894	601001133	376.2	$ 1,953	$ 2,068	$ 2,182	$ 2,297	$ 2,412
1895	601001133	376.4	$ 248	$ 262	$ 277	$ 291	$ 306
1896	601001133	380.0	$ 398	$ 422	$ 445	$ 469	$ 492
1897	601001134	303.3	$ -	$ -	$ -	$ -	$ -
1898	T626001135	368.0	$ -	$ -	$ -	$ -	$ -
1899	T626001135	369.0	$ -	$ -	$ -	$ -	$ -
1900	601001136	376.1	$ 85	$ 102	$ 119	$ 136	$ 153
1901	601001136	376.2	$ 573	$ 688	$ 802	$ 917	$ 1,032
1902	601001136	376.4	$ 73	$ 87	$ 102	$ 116	$ 131
1903	601001136	380.0	$ 117	$ 140	$ 164	$ 187	$ 210
1904	T680001137	367.1	$ -	$ -	$ -	$ -	$ -
1905	T680001137	368.0	$ -	$ -	$ -	$ -	$ -
1906	T680001137	369.0	$ -	$ -	$ -	$ -	$ -
1907	601001138	303.3	$ -	$ -	$ -	$ -	$ -
1908	T680001139	367.1	$ -	$ -	$ -	$ -	$ -
1909	T680001139	368.0	$ -	$ -	$ -	$ -	$ -
1910	T680001139	369.0	$ -	$ -	$ -	$ -	$ -
1911	T610001140	367.1	$ -	$ -	$ -	$ -	$ -
1912	T610001140	368.0	$ -	$ -	$ -	$ -	$ -
1913	T610001140	369.0	$ -	$ -	$ -	$ -	$ -
1914	601001141	303.3	$ -	$ -	$ -	$ -	$ -
1915	601001142	303.3	$ -	$ -	$ -	$ -	$ -
1916	601001143	303.3	$ 7,621	$ 9,526	$ 11,432	$ 13,337	$ 15,242
1917	T624001144	367.1	$ -	$ -	$ -	$ -	$ -
1918	T624001144	368.0	$ -	$ -	$ -	$ -	$ -
1919	T624001144	369.0	$ -	$ -	$ -	$ -	$ -
1920	601001145	303.3	$ -	$ -	$ -	$ -	$ -
1921	601001146	303.3	$ 36,627	$ 38,458	$ 40,290	$ 42,121	$ 43,952
1922	601001147	303.3	$ -	$ -	$ 240	$ 479	$ 719
1923	T621001148	367.1	$ 2,623	$ 3,061	$ 3,498	$ 3,935	$ 4,372
1924	T621001148	368.0	$ 503	$ 587	$ 671	$ 755	$ 839
1925	T621001148	369.0	$ 1,040	$ 1,214	$ 1,387	$ 1,561	$ 1,734
1926	601001149	303.3	$ -	$ -	$ -	$ -	$ -
1927	T624001150	367.1	$ -	$ -	$ -	$ -	$ -
1928	T624001150	368.0	$ -	$ -	$ -	$ -	$ -
1929	T624001150	369.0	$ -	$ -	$ -	$ -	$ -
1930	601001151	303.3	$ -	$ -	$ -	$ -	$ -
1931	601001152	303.3	$ -	$ -	$ -	$ -	$ -
1932	T624001153	367.1	$ -	$ -	$ -	$ -	$ -
1933	T624001153	368.0	$ -	$ -	$ -	$ -	$ -
1934	T624001153	369.0	$ -	$ -	$ -	$ -	$ -
1935	601001154	303.3	$ -	$ -	$ -	$ -	$ -

Sponsored by NMGC Witness Erik C. Buchanan

WP Plant 6 Accum Res Balances

NEW MEXICO GAS COMPANY, INC.

Accumulated Reserve Account
Base Period - 12 Months Ending March 31, 2023
Future Test Year - 12 Months Ending September 30, 2025

	A	B	C	D	E	F	G	H	I	J	K	L	M	N	O
1			Adjusted Base Period												
2			Balance	Balance	Balance	Balance	Balance	Balance	Balance	Balance	Balance	Balance	Balance	Balance	Balance
3	Investment Number / Beginning Balance	FERC Account	3/31/2023	4/30/2023	5/31/2023	6/30/2023	7/31/2023	8/31/2023	9/30/2023	10/31/2023	11/30/2023	12/31/2023	1/31/2024	2/29/2024	3/31/2024
1936	601001155	303.3	$ -	$ -	$ -	$ -	$ -	$ -	$ -	$ -	$ -	$ -	$ -	$ -	$ -
1937	601001156	303.3	$ -	$ -	$ -	$ -	$ -	$ -	$ -	$ -	$ -	$ -	$ -	$ -	$ -
1938	T610001157	367.1	$ -	$ -	$ -	$ -	$ -	$ -	$ -	$ -	$ -	$ -	$ -	$ -	$ -
1939	T610001157	368.0	$ -	$ -	$ -	$ -	$ -	$ -	$ -	$ -	$ -	$ -	$ -	$ -	$ -
1940	T610001157	369.0	$ -	$ -	$ -	$ -	$ -	$ -	$ -	$ -	$ -	$ -	$ -	$ -	$ -
1941	601001158	391.2	$ -	$ -	$ -	$ -	$ -	$ -	$ -	$ -	$ -	$ -	$ -	$ -	$ -
1942	601001158	397.0	$ -	$ -	$ -	$ -	$ -	$ -	$ -	$ -	$ -	$ -	$ -	$ -	$ -
1943	601001158	398.0	$ -	$ -	$ -	$ -	$ -	$ -	$ -	$ -	$ -	$ -	$ -	$ -	$ -
1944	601001159	303.3	$ -	$ -	$ -	$ -	$ -	$ -	$ -	$ -	$ -	$ -	$ -	$ -	$ -
1945	601001160	303.3	$ -	$ -	$ -	$ -	$ -	$ -	$ -	$ -	$ -	$ -	$ -	$ -	$ -
1946	601001161	303.3	$ -	$ -	$ -	$ -	$ -	$ -	$ -	$ -	$ -	$ -	$ -	$ -	$ -
1947	601001162	303.3	$ -	$ -	$ -	$ -	$ -	$ -	$ -	$ -	$ -	$ -	$ -	$ -	$ -
1948	601001163	303.3	$ -	$ -	$ -	$ -	$ -	$ -	$ -	$ -	$ -	$ -	$ -	$ -	$ -
1949	T610001165	367.1	$ -	$ -	$ -	$ -	$ -	$ -	$ -	$ -	$ -	$ -	$ -	$ -	$ -
1950	T610001165	368.0	$ -	$ -	$ -	$ -	$ -	$ -	$ -	$ -	$ -	$ -	$ -	$ -	$ -
1951	T610001165	369.0	$ -	$ -	$ -	$ -	$ -	$ -	$ -	$ -	$ -	$ -	$ -	$ -	$ -
1952	T680001166	368.0	$ -	$ -	$ -	$ -	$ -	$ 6	$ 12	$ 19	$ 25	$ 32	$ 38	$ 45	$ 51
1953	T680001166	369.0	$ -	$ -	$ -	$ -	$ -	$ 24	$ 51	$ 78	$ 105	$ 132	$ 159	$ 185	$ 212
1954	T680001167	368.0	$ -	$ -	$ -	$ -	$ -	$ -	$ -	$ -	$ -	$ -	$ -	$ -	$ -
1955	T680001167	369.0	$ -	$ -	$ -	$ -	$ -	$ -	$ -	$ -	$ -	$ -	$ -	$ -	$ -
1956	T680001168	368.0	$ -	$ -	$ -	$ -	$ -	$ -	$ -	$ -	$ -	$ -	$ -	$ -	$ -
1957	T680001168	369.0	$ -	$ -	$ -	$ -	$ -	$ -	$ -	$ -	$ -	$ -	$ -	$ -	$ -
1958	T680001169	368.0	$ -	$ -	$ -	$ -	$ -	$ -	$ -	$ -	$ -	$ -	$ -	$ -	$ -
1959	T680001169	369.0	$ -	$ -	$ -	$ -	$ -	$ -	$ -	$ -	$ -	$ -	$ -	$ -	$ -
1960	T680001170	367.1	$ -	$ -	$ -	$ -	$ -	$ -	$ -	$ -	$ -	$ -	$ -	$ -	$ -
1961	T680001170	368.0	$ -	$ -	$ -	$ -	$ -	$ -	$ -	$ -	$ -	$ -	$ -	$ -	$ -
1962	T680001170	369.0	$ -	$ -	$ -	$ -	$ -	$ -	$ -	$ -	$ -	$ -	$ -	$ -	$ -
1963	T680001171	368.0	$ -	$ -	$ -	$ -	$ -	$ -	$ -	$ -	$ -	$ -	$ -	$ -	$ -
1964	T680001171	369.0	$ -	$ -	$ -	$ -	$ -	$ -	$ -	$ -	$ -	$ -	$ -	$ -	$ -
1965	T624001172	368.0	$ -	$ -	$ -	$ 25	$ 51	$ 76	$ 104	$ 133	$ 161	$ 189	$ 217	$ 245	$ 274
1966	T624001172	369.0	$ -	$ -	$ -	$ 105	$ 210	$ 315	$ 432	$ 548	$ 665	$ 782	$ 898	$ 1,015	$ 1,132
1967	T624001173	367.1	$ -	$ -	$ -	$ -	$ -	$ -	$ -	$ -	$ -	$ -	$ -	$ -	$ -
1968	T624001173	368.0	$ -	$ -	$ -	$ -	$ -	$ -	$ -	$ -	$ -	$ -	$ -	$ -	$ -
1969	T624001173	369.0	$ -	$ -	$ -	$ -	$ -	$ -	$ -	$ -	$ -	$ -	$ -	$ -	$ -
1970	T624001174	368.0	$ -	$ -	$ -	$ -	$ -	$ -	$ -	$ -	$ -	$ -	$ -	$ -	$ -
1971	T624001174	369.0	$ -	$ -	$ -	$ -	$ -	$ -	$ -	$ -	$ -	$ -	$ -	$ -	$ -
1972	T610001175	394.0	$ -	$ -	$ -	$ -	$ -	$ -	$ -	$ -	$ -	$ -	$ -	$ -	$ -
1973	T624001176	368.0	$ -	$ -	$ -	$ 22	$ 44	$ 66	$ 90	$ 114	$ 139	$ 163	$ 188	$ 212	$ 236
1974	T624001176	369.0	$ -	$ -	$ -	$ 91	$ 181	$ 272	$ 373	$ 473	$ 574	$ 675	$ 776	$ 876	$ 977
1975	T624001177	368.0	$ -	$ -	$ -	$ 36	$ 71	$ 107	$ 147	$ 187	$ 226	$ 266	$ 306	$ 345	$ 385
1976	T624001177	369.0	$ -	$ -	$ -	$ 148	$ 296	$ 443	$ 608	$ 772	$ 936	$ 1,100	$ 1,264	$ 1,428	$ 1,592
1977	T624001178	367.1	$ -	$ -	$ -	$ -	$ -	$ -	$ -	$ -	$ -	$ -	$ -	$ -	$ -
1978	T624001178	368.0	$ -	$ -	$ -	$ -	$ -	$ -	$ -	$ -	$ -	$ -	$ -	$ -	$ -
1979	T624001178	369.0	$ -	$ -	$ -	$ -	$ -	$ -	$ -	$ -	$ -	$ -	$ -	$ -	$ -
1980	T621001179	368.0	$ -	$ -	$ -	$ -	$ -	$ -	$ -	$ -	$ -	$ -	$ -	$ -	$ -
1981	T621001179	369.0	$ -	$ -	$ -	$ -	$ -	$ -	$ -	$ -	$ -	$ -	$ -	$ -	$ -

Sponsored by NMGC Witness Erik C. Buchanan

WP Plant 6 Accum Res Balances

NEW MEXICO GAS COMPANY, INC.

Accumulated Reserve Account
Base Period - 12 Months Ending March 31, 2023
Future Test Year - 12 Months Ending September 30, 2025

	A	B	P	Q	R	S	T	U	V	W	X	Y	Z	AA	AB
1															
2			Balance	Balance	Balance	Balance	Balance	Balance	Balance	Balance	Balance	Balance	Balance	Balance	Balance
3	Investment Number / Beginning Balance	FERC Account	4/30/2024	5/31/2024	6/30/2024	7/31/2024	8/31/2024	9/30/2024	10/31/2024	11/30/2024	12/31/2024	1/31/2025	2/28/2025	3/31/2025	4/30/2025
1936	601001155	303.3	$ -	$ -	$ -	$ -	$ -	$ -	$ -	$ -	$ -	$ -	$ -	$ -	$ -
1937	601001156	303.3	$ -	$ -	$ -	$ -	$ -	$ -	$ -	$ -	$ -	$ -	$ 1,411	$ 2,823	$ 4,234
1938	T610001157	367.1	$ -	$ -	$ -	$ -	$ -	$ -	$ -	$ -	$ -	$ -	$ -	$ -	$ -
1939	T610001157	368.0	$ -	$ -	$ -	$ -	$ -	$ -	$ -	$ -	$ -	$ -	$ -	$ -	$ -
1940	T610001157	369.0	$ -	$ -	$ -	$ -	$ -	$ -	$ -	$ -	$ -	$ -	$ -	$ -	$ -
1941	601001158	391.2	$ -	$ -	$ -	$ -	$ -	$ -	$ -	$ -	$ -	$ -	$ -	$ -	$ -
1942	601001158	397.0	$ -	$ -	$ -	$ -	$ -	$ -	$ -	$ -	$ -	$ -	$ -	$ -	$ -
1943	601001158	398.0	$ -	$ -	$ -	$ -	$ -	$ -	$ -	$ -	$ -	$ -	$ -	$ -	$ -
1944	601001159	303.3	$ -	$ -	$ -	$ -	$ -	$ -	$ -	$ -	$ -	$ -	$ -	$ -	$ -
1945	601001160	303.3	$ -	$ -	$ -	$ -	$ -	$ -	$ -	$ -	$ -	$ -	$ -	$ -	$ -
1946	601001161	303.3	$ -	$ -	$ -	$ -	$ -	$ -	$ -	$ -	$ -	$ -	$ -	$ -	$ -
1947	601001162	303.3	$ -	$ -	$ -	$ -	$ -	$ -	$ -	$ -	$ -	$ -	$ -	$ -	$ -
1948	601001163	303.3	$ -	$ -	$ -	$ -	$ -	$ -	$ -	$ -	$ -	$ -	$ -	$ -	$ -
1949	T610001165	367.1	$ -	$ -	$ -	$ -	$ -	$ -	$ -	$ -	$ -	$ -	$ -	$ -	$ -
1950	T610001165	368.0	$ -	$ -	$ -	$ -	$ -	$ -	$ -	$ -	$ -	$ -	$ -	$ -	$ -
1951	T610001165	369.0	$ -	$ -	$ -	$ -	$ -	$ -	$ -	$ -	$ -	$ -	$ -	$ -	$ -
1952	T680001166	368.0	$ 58	$ 64	$ 71	$ 77	$ 84	$ 90	$ 97	$ 103	$ 110	$ 116	$ 123	$ 129	$ 136
1953	T680001166	369.0	$ 239	$ 266	$ 293	$ 320	$ 347	$ 373	$ 400	$ 427	$ 454	$ 481	$ 508	$ 535	$ 562
1954	T680001167	368.0	$ -	$ -	$ -	$ -	$ -	$ -	$ -	$ -	$ -	$ -	$ -	$ -	$ -
1955	T680001167	369.0	$ -	$ -	$ -	$ -	$ -	$ -	$ -	$ -	$ -	$ -	$ -	$ -	$ -
1956	T680001168	368.0	$ -	$ -	$ -	$ -	$ -	$ -	$ -	$ -	$ -	$ -	$ -	$ -	$ -
1957	T680001168	369.0	$ -	$ -	$ -	$ -	$ -	$ -	$ -	$ -	$ -	$ -	$ -	$ -	$ -
1958	T680001169	368.0	$ -	$ -	$ -	$ -	$ -	$ -	$ -	$ -	$ -	$ -	$ -	$ -	$ -
1959	T680001169	369.0	$ -	$ -	$ -	$ -	$ -	$ -	$ -	$ -	$ -	$ -	$ -	$ -	$ -
1960	T680001170	367.1	$ -	$ -	$ -	$ -	$ -	$ -	$ -	$ -	$ -	$ -	$ -	$ -	$ -
1961	T680001170	368.0	$ -	$ -	$ -	$ -	$ -	$ -	$ -	$ -	$ -	$ -	$ -	$ -	$ -
1962	T680001170	369.0	$ -	$ -	$ -	$ -	$ -	$ -	$ -	$ -	$ -	$ -	$ -	$ -	$ -
1963	T680001171	368.0	$ -	$ -	$ -	$ -	$ -	$ -	$ -	$ -	$ -	$ -	$ -	$ -	$ -
1964	T680001171	369.0	$ -	$ -	$ -	$ -	$ -	$ -	$ -	$ -	$ -	$ -	$ -	$ -	$ -
1965	T624001172	368.0	$ 302	$ 330	$ 358	$ 387	$ 415	$ 443	$ 471	$ 499	$ 528	$ 556	$ 584	$ 612	$ 641
1966	T624001172	369.0	$ 1,248	$ 1,365	$ 1,482	$ 1,598	$ 1,715	$ 1,832	$ 1,948	$ 2,065	$ 2,182	$ 2,298	$ 2,415	$ 2,532	$ 2,648
1967	T624001173	367.1	$ -	$ -	$ -	$ -	$ -	$ -	$ -	$ -	$ -	$ -	$ -	$ -	$ -
1968	T624001173	368.0	$ -	$ -	$ -	$ -	$ -	$ -	$ -	$ -	$ -	$ -	$ -	$ -	$ -
1969	T624001173	369.0	$ -	$ -	$ -	$ -	$ -	$ -	$ -	$ -	$ -	$ -	$ -	$ -	$ -
1970	T624001174	368.0	$ -	$ -	$ -	$ -	$ -	$ -	$ -	$ -	$ -	$ -	$ -	$ -	$ -
1971	T624001174	369.0	$ -	$ -	$ -	$ -	$ -	$ -	$ -	$ -	$ -	$ -	$ -	$ -	$ -
1972	T610001175	394.0	$ -	$ -	$ -	$ -	$ -	$ -	$ -	$ -	$ -	$ -	$ -	$ -	$ -
1973	T624001176	368.0	$ 261	$ 285	$ 309	$ 334	$ 358	$ 382	$ 407	$ 431	$ 455	$ 480	$ 504	$ 529	$ 553
1974	T624001176	369.0	$ 1,078	$ 1,178	$ 1,279	$ 1,380	$ 1,480	$ 1,581	$ 1,682	$ 1,782	$ 1,883	$ 1,984	$ 2,085	$ 2,185	$ 2,286
1975	T624001177	368.0	$ 425	$ 464	$ 504	$ 544	$ 584	$ 623	$ 663	$ 703	$ 742	$ 782	$ 822	$ 862	$ 901
1976	T624001177	369.0	$ 1,756	$ 1,921	$ 2,085	$ 2,249	$ 2,413	$ 2,577	$ 2,741	$ 2,905	$ 3,070	$ 3,234	$ 3,398	$ 3,562	$ 3,726
1977	T624001178	367.1	$ -	$ -	$ -	$ -	$ -	$ -	$ -	$ -	$ -	$ -	$ -	$ -	$ -
1978	T624001178	368.0	$ -	$ -	$ -	$ -	$ -	$ -	$ -	$ -	$ -	$ -	$ -	$ -	$ -
1979	T624001178	369.0	$ -	$ -	$ -	$ -	$ -	$ -	$ -	$ -	$ -	$ -	$ -	$ -	$ -
1980	T621001179	368.0	$ -	$ -	$ -	$ -	$ -	$ -	$ -	$ -	$ -	$ -	$ -	$ -	$ -
1981	T621001179	369.0	$ -	$ -	$ -	$ -	$ -	$ -	$ -	$ -	$ -	$ -	$ -	$ -	$ -

Sponsored by NMGC Witness Erik C. Buchanan

WP Plant 6 Accum Res Balances

NEW MEXICO GAS COMPANY, INC.

Accumulated Reserve Account
Base Period - 12 Months Ending March 31, 2023
Future Test Year - 12 Months Ending September 30, 2025

	A	B	AC	AD	AE	AF	AG
1							
2			Balance	Balance	Balance	Balance	Balance
3	Investment Number / Beginning Balance	FERC Account	**5/31/2025**	**6/30/2025**	**7/31/2025**	**8/31/2025**	**9/30/2025**
1936	601001155	303.3	$ -	$ -	$ -	$ -	$ -
1937	601001156	303.3	$ 5,645	$ 7,057	$ 8,468	$ 9,879	$ 11,291
1938	T610001157	367.1	$ -	$ -	$ -	$ -	$ -
1939	T610001157	368.0	$ -	$ -	$ -	$ -	$ -
1940	T610001157	369.0	$ -	$ -	$ -	$ -	$ -
1941	601001158	391.2	$ -	$ -	$ -	$ -	$ -
1942	601001158	397.0	$ -	$ -	$ -	$ -	$ -
1943	601001158	398.0	$ -	$ -	$ -	$ -	$ -
1944	601001159	303.3	$ -	$ -	$ -	$ -	$ -
1945	601001160	303.3	$ -	$ -	$ -	$ -	$ -
1946	601001161	303.3	$ -	$ -	$ -	$ -	$ -
1947	601001162	303.3	$ -	$ -	$ -	$ -	$ -
1948	601001163	303.3	$ -	$ -	$ -	$ -	$ -
1949	T610001165	367.1	$ -	$ -	$ -	$ -	$ -
1950	T610001165	368.0	$ -	$ -	$ -	$ -	$ -
1951	T610001165	369.0	$ -	$ -	$ -	$ -	$ -
1952	T680001166	368.0	$ 142	$ 149	$ 155	$ 162	$ 168
1953	T680001166	369.0	$ 588	$ 615	$ 642	$ 669	$ 696
1954	T680001167	368.0	$ -	$ -	$ -	$ -	$ -
1955	T680001167	369.0	$ -	$ -	$ -	$ -	$ -
1956	T680001168	368.0	$ -	$ -	$ -	$ -	$ -
1957	T680001168	369.0	$ -	$ -	$ -	$ -	$ -
1958	T680001169	368.0	$ -	$ -	$ -	$ -	$ -
1959	T680001169	369.0	$ -	$ -	$ -	$ -	$ -
1960	T680001170	367.1	$ -	$ -	$ -	$ -	$ -
1961	T680001170	368.0	$ -	$ -	$ -	$ -	$ -
1962	T680001170	369.0	$ -	$ -	$ -	$ -	$ -
1963	T680001171	368.0	$ -	$ -	$ -	$ -	$ -
1964	T680001171	369.0	$ -	$ -	$ -	$ -	$ -
1965	T624001172	368.0	$ 669	$ 697	$ 725	$ 753	$ 782
1966	T624001172	369.0	$ 2,765	$ 2,882	$ 2,998	$ 3,115	$ 3,231
1967	T624001173	367.1	$ -	$ -	$ -	$ -	$ -
1968	T624001173	368.0	$ -	$ -	$ -	$ -	$ -
1969	T624001173	369.0	$ -	$ -	$ -	$ -	$ -
1970	T624001174	368.0	$ -	$ -	$ -	$ -	$ -
1971	T624001174	369.0	$ -	$ -	$ -	$ -	$ -
1972	T610001175	394.0	$ -	$ -	$ -	$ -	$ -
1973	T624001176	368.0	$ 577	$ 602	$ 626	$ 650	$ 675
1974	T624001176	369.0	$ 2,387	$ 2,487	$ 2,588	$ 2,689	$ 2,789
1975	T624001177	368.0	$ 941	$ 981	$ 1,020	$ 1,060	$ 1,100
1976	T624001177	369.0	$ 3,890	$ 4,054	$ 4,218	$ 4,383	$ 4,547
1977	T624001178	367.1	$ -	$ -	$ -	$ -	$ -
1978	T624001178	368.0	$ -	$ -	$ -	$ -	$ -
1979	T624001178	369.0	$ -	$ -	$ -	$ -	$ -
1980	T621001179	368.0	$ -	$ -	$ -	$ -	$ -
1981	T621001179	369.0	$ -	$ -	$ -	$ -	$ -

Sponsored by NMGC Witness Erik C. Buchanan

WP Plant 6 Accum Res Balances

NEW MEXICO GAS COMPANY, INC.

Accumulated Reserve Account
Base Period - 12 Months Ending March 31, 2023
Future Test Year - 12 Months Ending September 30, 2025

	A	B	C	D	E	F	G	H	I	J	K	L	M	N	O
1			Adjusted Base Period												
2			Balance	Balance	Balance	Balance	Balance	Balance	Balance	Balance	Balance	Balance	Balance	Balance	Balance
3	Investment Number / Beginning Balance	FERC Account	**3/31/2023**	**4/30/2023**	**5/31/2023**	**6/30/2023**	**7/31/2023**	**8/31/2023**	**9/30/2023**	**10/31/2023**	**11/30/2023**	**12/31/2023**	**1/31/2024**	**2/29/2024**	**3/31/2024**
1982	T680001180	367.1	$ -	$ -	$ -	$ -	$ -	$ -	$ -	$ -	$ -	$ -	$ -	$ -	$ -
1983	T680001180	368.0	$ -	$ -	$ -	$ -	$ -	$ -	$ -	$ -	$ -	$ -	$ -	$ -	$ -
1984	T680001180	369.0	$ -	$ -	$ -	$ -	$ -	$ -	$ -	$ -	$ -	$ -	$ -	$ -	$ -
1985	T624001181	367.1	$ -	$ -	$ -	$ -	$ -	$ -	$ -	$ -	$ -	$ -	$ -	$ -	$ -
1986	T624001181	368.0	$ -	$ -	$ -	$ -	$ -	$ -	$ -	$ -	$ -	$ -	$ -	$ -	$ -
1987	T624001181	369.0	$ -	$ -	$ -	$ -	$ -	$ -	$ -	$ -	$ -	$ -	$ -	$ -	$ -
1988	T624001182	367.1	$ -	$ -	$ -	$ -	$ -	$ -	$ -	$ -	$ -	$ -	$ -	$ -	$ -
1989	T624001182	368.0	$ -	$ -	$ -	$ -	$ -	$ -	$ -	$ -	$ -	$ -	$ -	$ -	$ -
1990	T624001182	369.0	$ -	$ -	$ -	$ -	$ -	$ -	$ -	$ -	$ -	$ -	$ -	$ -	$ -
1991	601001183	367.1	$ -	$ -	$ -	$ -	$ -	$ -	$ -	$ -	$ -	$ -	$ -	$ -	$ -
1992	601001183	368.0	$ -	$ -	$ -	$ -	$ -	$ -	$ -	$ -	$ -	$ -	$ -	$ -	$ -
1993	601001183	369.0	$ -	$ -	$ -	$ -	$ -	$ -	$ -	$ -	$ -	$ -	$ -	$ -	$ -
1994	601001184	367.1	$ -	$ -	$ -	$ -	$ -	$ -	$ -	$ 127	$ 254	$ 381	$ 545	$ 710	$ 875
1995	601001184	368.0	$ -	$ -	$ -	$ -	$ -	$ -	$ -	$ 24	$ 49	$ 73	$ 105	$ 136	$ 168
1996	601001184	369.0	$ -	$ -	$ -	$ -	$ -	$ -	$ -	$ 50	$ 101	$ 151	$ 216	$ 282	$ 347
1997	T660001185	367.1	$ -	$ -	$ -	$ -	$ -	$ -	$ -	$ -	$ -	$ -	$ -	$ -	$ -
1998	T660001185	368.0	$ -	$ -	$ -	$ -	$ -	$ -	$ -	$ -	$ -	$ -	$ -	$ -	$ -
1999	T660001185	369.0	$ -	$ -	$ -	$ -	$ -	$ -	$ -	$ -	$ -	$ -	$ -	$ -	$ -
2000	601001186	367.1	$ -	$ -	$ -	$ -	$ -	$ -	$ -	$ -	$ -	$ -	$ -	$ -	$ -
2001	601001186	368.0	$ -	$ -	$ -	$ -	$ -	$ -	$ -	$ -	$ -	$ -	$ -	$ -	$ -
2002	601001186	369.0	$ -	$ -	$ -	$ -	$ -	$ -	$ -	$ -	$ -	$ -	$ -	$ -	$ -
2003	T680001187	367.1	$ -	$ -	$ -	$ -	$ -	$ -	$ -	$ -	$ -	$ -	$ -	$ -	$ -
2004	T680001187	368.0	$ -	$ -	$ -	$ -	$ -	$ -	$ -	$ -	$ -	$ -	$ -	$ -	$ -
2005	T680001187	369.0	$ -	$ -	$ -	$ -	$ -	$ -	$ -	$ -	$ -	$ -	$ -	$ -	$ -
2006	601001188	367.1	$ -	$ -	$ -	$ -	$ -	$ -	$ -	$ -	$ -	$ -	$ -	$ -	$ -
2007	601001188	368.0	$ -	$ -	$ -	$ -	$ -	$ -	$ -	$ -	$ -	$ -	$ -	$ -	$ -
2008	601001188	369.0	$ -	$ -	$ -	$ -	$ -	$ -	$ -	$ -	$ -	$ -	$ -	$ -	$ -
2009	T680001189	367.1	$ -	$ -	$ -	$ -	$ -	$ -	$ -	$ -	$ -	$ -	$ -	$ -	$ -
2010	T680001189	368.0	$ -	$ -	$ -	$ -	$ -	$ -	$ -	$ -	$ -	$ -	$ -	$ -	$ -
2011	T680001189	369.0	$ -	$ -	$ -	$ -	$ -	$ -	$ -	$ -	$ -	$ -	$ -	$ -	$ -
2012	T680001190	367.1	$ -	$ -	$ -	$ -	$ -	$ -	$ -	$ -	$ -	$ -	$ -	$ -	$ -
2013	T680001190	368.0	$ -	$ -	$ -	$ -	$ -	$ -	$ -	$ -	$ -	$ -	$ -	$ -	$ -
2014	T680001190	369.0	$ -	$ -	$ -	$ -	$ -	$ -	$ -	$ -	$ -	$ -	$ -	$ -	$ -
2015	T610001191	367.1	$ -	$ -	$ -	$ -	$ -	$ -	$ -	$ -	$ -	$ -	$ -	$ -	$ -
2016	T610001191	368.0	$ -	$ -	$ -	$ -	$ -	$ -	$ -	$ -	$ -	$ -	$ -	$ -	$ -
2017	T610001191	369.0	$ -	$ -	$ -	$ -	$ -	$ -	$ -	$ -	$ -	$ -	$ -	$ -	$ -
2018	T624001192	367.1	$ -	$ -	$ -	$ -	$ -	$ -	$ -	$ -	$ -	$ -	$ -	$ -	$ -
2019	T624001192	368.0	$ -	$ -	$ -	$ -	$ -	$ -	$ -	$ -	$ -	$ -	$ -	$ -	$ -
2020	T624001192	369.0	$ -	$ -	$ -	$ -	$ -	$ -	$ -	$ -	$ -	$ -	$ -	$ -	$ -
2021	T610001194	367.1	$ -	$ -	$ -	$ -	$ -	$ -	$ -	$ -	$ -	$ -	$ -	$ -	$ -
2022	610001195	376.1	$ -	$ -	$ -	$ -	$ -	$ -	$ -	$ -	$ -	$ -	$ -	$ -	$ -
2023	610001195	376.2	$ -	$ -	$ -	$ -	$ -	$ -	$ -	$ -	$ -	$ -	$ -	$ -	$ -
2024	610001195	376.4	$ -	$ -	$ -	$ -	$ -	$ -	$ -	$ -	$ -	$ -	$ -	$ -	$ -
2025	610001195	380.0	$ -	$ -	$ -	$ -	$ -	$ -	$ -	$ -	$ -	$ -	$ -	$ -	$ -
2026	T621001196	368.0	$ -	$ -	$ -	$ -	$ -	$ -	$ -	$ -	$ -	$ -	$ -	$ -	$ -
2027	T621001196	369.0	$ -	$ -	$ -	$ -	$ -	$ -	$ -	$ -	$ -	$ -	$ -	$ -	$ -

Sponsored by NMGC Witness Erik C. Buchanan

WP Plant 6 Accum Res Balances

NEW MEXICO GAS COMPANY, INC.

Accumulated Reserve Account
Base Period - 12 Months Ending March 31, 2023
Future Test Year - 12 Months Ending September 30, 2025

	A	B	P	Q	R	S	T	U	V	W	X	Y	Z	AA	AB
1															
2			Balance	Balance	Balance	Balance	Balance	Balance	Balance	Balance	Balance	Balance	Balance	Balance	Balance
3	Investment Number / Beginning Balance	FERC Account	4/30/2024	5/31/2024	6/30/2024	7/31/2024	8/31/2024	9/30/2024	10/31/2024	11/30/2024	12/31/2024	1/31/2025	2/28/2025	3/31/2025	4/30/2025
1982	T680001180	367.1	$ -	$ -	$ -	$ -	$ -	$ -	$ -	$ -	$ -	$ -	$ -	$ -	$ -
1983	T680001180	368.0	$ -	$ -	$ -	$ -	$ -	$ -	$ -	$ -	$ -	$ -	$ -	$ -	$ -
1984	T680001180	369.0	$ -	$ -	$ -	$ -	$ -	$ -	$ -	$ -	$ -	$ -	$ -	$ -	$ -
1985	T624001181	367.1	$ -	$ -	$ -	$ -	$ -	$ -	$ -	$ -	$ -	$ -	$ -	$ -	$ -
1986	T624001181	368.0	$ -	$ -	$ -	$ -	$ -	$ -	$ -	$ -	$ -	$ -	$ -	$ -	$ -
1987	T624001181	369.0	$ -	$ -	$ -	$ -	$ -	$ -	$ -	$ -	$ -	$ -	$ -	$ -	$ -
1988	T624001182	367.1	$ -	$ -	$ -	$ -	$ -	$ -	$ -	$ -	$ -	$ -	$ -	$ -	$ -
1989	T624001182	368.0	$ -	$ -	$ -	$ -	$ -	$ -	$ -	$ -	$ -	$ -	$ -	$ -	$ -
1990	T624001182	369.0	$ -	$ -	$ -	$ -	$ -	$ -	$ -	$ -	$ -	$ -	$ -	$ -	$ -
1991	601001183	367.1	$ -	$ -	$ -	$ -	$ -	$ -	$ -	$ -	$ -	$ -	$ -	$ -	$ -
1992	601001183	368.0	$ -	$ -	$ -	$ -	$ -	$ -	$ -	$ -	$ -	$ -	$ -	$ -	$ -
1993	601001183	369.0	$ -	$ -	$ -	$ -	$ -	$ -	$ -	$ -	$ -	$ -	$ -	$ -	$ -
1994	601001184	367.1	$ 1,040	$ 1,205	$ 1,369	$ 1,534	$ 1,699	$ 1,864	$ 2,028	$ 2,193	$ 2,358	$ 2,523	$ 2,688	$ 2,852	$ 3,017
1995	601001184	368.0	$ 200	$ 231	$ 263	$ 294	$ 326	$ 358	$ 389	$ 421	$ 453	$ 484	$ 516	$ 547	$ 579
1996	601001184	369.0	$ 412	$ 478	$ 543	$ 608	$ 674	$ 739	$ 805	$ 870	$ 935	$ 1,001	$ 1,066	$ 1,131	$ 1,197
1997	T660001185	367.1	$ -	$ -	$ -	$ 93	$ 186	$ 279	$ 372	$ 465	$ 557	$ 650	$ 743	$ 836	$ 929
1998	T660001185	368.0	$ -	$ -	$ -	$ 18	$ 36	$ 53	$ 71	$ 89	$ 107	$ 125	$ 143	$ 160	$ 178
1999	T660001185	369.0	$ -	$ -	$ -	$ 37	$ 74	$ 111	$ 147	$ 184	$ 221	$ 258	$ 295	$ 332	$ 368
2000	601001186	367.1	$ -	$ -	$ -	$ 33	$ 66	$ 99	$ 265	$ 432	$ 598	$ 764	$ 931	$ 1,097	$ 1,263
2001	601001186	368.0	$ -	$ -	$ -	$ 6	$ 13	$ 19	$ 51	$ 83	$ 115	$ 147	$ 179	$ 210	$ 242
2002	601001186	369.0	$ -	$ -	$ -	$ 13	$ 26	$ 39	$ 105	$ 171	$ 237	$ 303	$ 369	$ 435	$ 501
2003	T680001187	367.1	$ -	$ -	$ -	$ -	$ -	$ -	$ -	$ -	$ -	$ -	$ -	$ -	$ -
2004	T680001187	368.0	$ -	$ -	$ -	$ -	$ -	$ -	$ -	$ -	$ -	$ -	$ -	$ -	$ -
2005	T680001187	369.0	$ -	$ -	$ -	$ -	$ -	$ -	$ -	$ -	$ -	$ -	$ -	$ -	$ -
2006	601001188	367.1	$ -	$ -	$ -	$ -	$ -	$ -	$ -	$ -	$ -	$ -	$ -	$ -	$ -
2007	601001188	368.0	$ -	$ -	$ -	$ -	$ -	$ -	$ -	$ -	$ -	$ -	$ -	$ -	$ -
2008	601001188	369.0	$ -	$ -	$ -	$ -	$ -	$ -	$ -	$ -	$ -	$ -	$ -	$ -	$ -
2009	T680001189	367.1	$ -	$ -	$ -	$ -	$ -	$ -	$ -	$ -	$ -	$ -	$ -	$ -	$ -
2010	T680001189	368.0	$ -	$ -	$ -	$ -	$ -	$ -	$ -	$ -	$ -	$ -	$ -	$ -	$ -
2011	T680001189	369.0	$ -	$ -	$ -	$ -	$ -	$ -	$ -	$ -	$ -	$ -	$ -	$ -	$ -
2012	T680001190	367.1	$ -	$ -	$ -	$ -	$ -	$ -	$ -	$ -	$ -	$ -	$ -	$ -	$ -
2013	T680001190	368.0	$ -	$ -	$ -	$ -	$ -	$ -	$ -	$ -	$ -	$ -	$ -	$ -	$ -
2014	T680001190	369.0	$ -	$ -	$ -	$ -	$ -	$ -	$ -	$ -	$ -	$ -	$ -	$ -	$ -
2015	T610001191	367.1	$ -	$ -	$ -	$ -	$ -	$ -	$ -	$ -	$ -	$ -	$ -	$ -	$ -
2016	T610001191	368.0	$ -	$ -	$ -	$ -	$ -	$ -	$ -	$ -	$ -	$ -	$ -	$ -	$ -
2017	T610001191	369.0	$ -	$ -	$ -	$ -	$ -	$ -	$ -	$ -	$ -	$ -	$ -	$ -	$ -
2018	T624001192	367.1	$ -	$ -	$ -	$ -	$ -	$ -	$ -	$ -	$ -	$ -	$ -	$ -	$ -
2019	T624001192	368.0	$ -	$ -	$ -	$ -	$ -	$ -	$ -	$ -	$ -	$ -	$ -	$ -	$ -
2020	T624001192	369.0	$ -	$ -	$ -	$ -	$ -	$ -	$ -	$ -	$ -	$ -	$ -	$ -	$ -
2021	T610001194	367.1	$ -	$ -	$ -	$ -	$ -	$ -	$ -	$ -	$ -	$ -	$ -	$ -	$ -
2022	610001195	376.1	$ -	$ -	$ -	$ -	$ -	$ -	$ -	$ -	$ -	$ -	$ -	$ -	$ -
2023	610001195	376.2	$ -	$ -	$ -	$ -	$ -	$ -	$ -	$ -	$ -	$ -	$ -	$ -	$ -
2024	610001195	376.4	$ -	$ -	$ -	$ -	$ -	$ -	$ -	$ -	$ -	$ -	$ -	$ -	$ -
2025	610001195	380.0	$ -	$ -	$ -	$ -	$ -	$ -	$ -	$ -	$ -	$ -	$ -	$ -	$ -
2026	T621001196	368.0	$ -	$ -	$ -	$ -	$ -	$ -	$ -	$ -	$ -	$ -	$ -	$ -	$ -
2027	T621001196	369.0	$ -	$ -	$ -	$ -	$ -	$ -	$ -	$ -	$ -	$ -	$ -	$ -	$ -

Sponsored by NMGC Witness Erik C. Buchanan

WP Plant 6 Accum Res Balances

NEW MEXICO GAS COMPANY, INC.

Accumulated Reserve Account
Base Period - 12 Months Ending March 31, 2023
Future Test Year - 12 Months Ending September 30, 2025

	A	B	AC	AD	AE	AF	AG
1							
2			Balance	Balance	Balance	Balance	Balance
3	Investment Number / Beginning Balance	FERC Account	**5/31/2025**	**6/30/2025**	**7/31/2025**	**8/31/2025**	**9/30/2025**
1982	T680001180	367.1	$ -	$ -	$ -	$ -	$ -
1983	T680001180	368.0	$ -	$ -	$ -	$ -	$ -
1984	T680001180	369.0	$ -	$ -	$ -	$ -	$ -
1985	T624001181	367.1	$ -	$ -	$ -	$ -	$ -
1986	T624001181	368.0	$ -	$ -	$ -	$ -	$ -
1987	T624001181	369.0	$ -	$ -	$ -	$ -	$ -
1988	T624001182	367.1	$ -	$ -	$ -	$ -	$ -
1989	T624001182	368.0	$ -	$ -	$ -	$ -	$ -
1990	T624001182	369.0	$ -	$ -	$ -	$ -	$ -
1991	601001183	367.1	$ -	$ -	$ -	$ -	$ -
1992	601001183	368.0	$ -	$ -	$ -	$ -	$ -
1993	601001183	369.0	$ -	$ -	$ -	$ -	$ -
1994	601001184	367.1	$ 3,182	$ 3,347	$ 3,512	$ 3,676	$ 3,841
1995	601001184	368.0	$ 611	$ 642	$ 674	$ 706	$ 737
1996	601001184	369.0	$ 1,262	$ 1,327	$ 1,393	$ 1,458	$ 1,523
1997	T660001185	367.1	$ 1,022	$ 1,115	$ 1,208	$ 1,301	$ 1,394
1998	T660001185	368.0	$ 196	$ 214	$ 232	$ 250	$ 267
1999	T660001185	369.0	$ 405	$ 442	$ 479	$ 516	$ 553
2000	601001186	367.1	$ 1,430	$ 1,596	$ 1,762	$ 1,929	$ 2,095
2001	601001186	368.0	$ 274	$ 306	$ 338	$ 370	$ 402
2002	601001186	369.0	$ 567	$ 633	$ 699	$ 765	$ 831
2003	T680001187	367.1	$ -	$ -	$ -	$ -	$ -
2004	T680001187	368.0	$ -	$ -	$ -	$ -	$ -
2005	T680001187	369.0	$ -	$ -	$ -	$ -	$ -
2006	601001188	367.1	$ -	$ -	$ 132	$ 264	$ 396
2007	601001188	368.0	$ -	$ -	$ 25	$ 51	$ 76
2008	601001188	369.0	$ -	$ -	$ 52	$ 105	$ 157
2009	T680001189	367.1	$ -	$ 256	$ 511	$ 767	$ 1,022
2010	T680001189	368.0	$ -	$ 49	$ 98	$ 147	$ 196
2011	T680001189	369.0	$ -	$ 101	$ 203	$ 304	$ 406
2012	T680001190	367.1	$ -	$ -	$ -	$ -	$ -
2013	T680001190	368.0	$ -	$ -	$ -	$ -	$ -
2014	T680001190	369.0	$ -	$ -	$ -	$ -	$ -
2015	T610001191	367.1	$ -	$ -	$ -	$ -	$ -
2016	T610001191	368.0	$ -	$ -	$ -	$ -	$ -
2017	T610001191	369.0	$ -	$ -	$ -	$ -	$ -
2018	T624001192	367.1	$ -	$ -	$ -	$ -	$ -
2019	T624001192	368.0	$ -	$ -	$ -	$ -	$ -
2020	T624001192	369.0	$ -	$ -	$ -	$ -	$ -
2021	T610001194	367.1	$ -	$ -	$ -	$ -	$ -
2022	610001195	376.1	$ -	$ -	$ -	$ -	$ -
2023	610001195	376.2	$ -	$ -	$ -	$ -	$ -
2024	610001195	376.4	$ -	$ -	$ -	$ -	$ -
2025	610001195	380.0	$ -	$ -	$ -	$ -	$ -
2026	T621001196	368.0	$ -	$ -	$ -	$ -	$ -
2027	T621001196	369.0	$ -	$ -	$ -	$ -	$ -

Sponsored by NMGC Witness Erik C. Buchanan

NEW MEXICO GAS COMPANY, INC.

Accumulated Reserve Account
Base Period - 12 Months Ending March 31, 2023
Future Test Year - 12 Months Ending September 30, 2025

	A	B	C	D	E	F	G	H	I	J	K	L	M	N	O
1			Adjusted Base Period												
2			Balance	Balance	Balance	Balance	Balance	Balance	Balance	Balance	Balance	Balance	Balance	Balance	Balance
3	Investment Number / Beginning Balance	FERC Account	**3/31/2023**	**4/30/2023**	**5/31/2023**	**6/30/2023**	**7/31/2023**	**8/31/2023**	**9/30/2023**	**10/31/2023**	**11/30/2023**	**12/31/2023**	**1/31/2024**	**2/29/2024**	**3/31/2024**
2028	T610001198	367.1	$ -	$ -	$ -	$ -	$ -	$ -	$ -	$ -	$ -	$ -	$ -	$ -	$ -
2029	T610001198	368.0	$ -	$ -	$ -	$ -	$ -	$ -	$ -	$ -	$ -	$ -	$ -	$ -	$ -
2030	T610001198	369.0	$ -	$ -	$ -	$ -	$ -	$ -	$ -	$ -	$ -	$ -	$ -	$ -	$ -
2031	610001199	376.1	$ -	$ -	$ -	$ -	$ -	$ -	$ -	$ -	$ -	$ -	$ -	$ -	$ -
2032	610001199	376.2	$ -	$ -	$ -	$ -	$ -	$ -	$ -	$ -	$ -	$ -	$ -	$ -	$ -
2033	610001199	376.4	$ -	$ -	$ -	$ -	$ -	$ -	$ -	$ -	$ -	$ -	$ -	$ -	$ -
2034	610001199	380.0	$ -	$ -	$ -	$ -	$ -	$ -	$ -	$ -	$ -	$ -	$ -	$ -	$ -
2035	T626001200	367.1	$ -	$ -	$ -	$ -	$ -	$ -	$ -	$ -	$ -	$ -	$ -	$ -	$ -
2036	T660001201	367.1	$ -	$ -	$ -	$ -	$ -	$ -	$ -	$ -	$ -	$ -	$ -	$ -	$ -
2037	T660001201	368.0	$ -	$ -	$ -	$ -	$ -	$ -	$ -	$ -	$ -	$ -	$ -	$ -	$ -
2038	T660001201	369.0	$ -	$ -	$ -	$ -	$ -	$ -	$ -	$ -	$ -	$ -	$ -	$ -	$ -
2039	T680001202	367.3	$ -	$ -	$ -	$ -	$ -	$ -	$ -	$ -	$ -	$ -	$ -	$ -	$ -
2040	610001203	376.1	$ -	$ -	$ -	$ -	$ -	$ -	$ -	$ -	$ -	$ -	$ -	$ -	$ -
2041	610001203	376.2	$ -	$ -	$ -	$ -	$ -	$ -	$ -	$ -	$ -	$ -	$ -	$ -	$ -
2042	610001203	376.4	$ -	$ -	$ -	$ -	$ -	$ -	$ -	$ -	$ -	$ -	$ -	$ -	$ -
2043	610001203	380.0	$ -	$ -	$ -	$ -	$ -	$ -	$ -	$ -	$ -	$ -	$ -	$ -	$ -
2044	610001204	376.1	$ -	$ -	$ -	$ -	$ -	$ -	$ -	$ -	$ -	$ -	$ -	$ -	$ -
2045	610001204	376.2	$ -	$ -	$ -	$ -	$ -	$ -	$ -	$ -	$ -	$ -	$ -	$ -	$ -
2046	610001204	376.4	$ -	$ -	$ -	$ -	$ -	$ -	$ -	$ -	$ -	$ -	$ -	$ -	$ -
2047	610001205	376.1	$ -	$ -	$ -	$ -	$ -	$ -	$ -	$ -	$ -	$ -	$ -	$ -	$ -
2048	610001205	376.2	$ -	$ -	$ -	$ -	$ -	$ -	$ -	$ -	$ -	$ -	$ -	$ -	$ -
2049	610001205	376.4	$ -	$ -	$ -	$ -	$ -	$ -	$ -	$ -	$ -	$ -	$ -	$ -	$ -
2050	610001205	380.0	$ -	$ -	$ -	$ -	$ -	$ -	$ -	$ -	$ -	$ -	$ -	$ -	$ -
2051	610001206	376.1	$ -	$ -	$ -	$ -	$ -	$ -	$ -	$ -	$ -	$ -	$ -	$ -	$ -
2052	610001206	376.2	$ -	$ -	$ -	$ -	$ -	$ -	$ -	$ -	$ -	$ -	$ -	$ -	$ -
2053	610001206	376.4	$ -	$ -	$ -	$ -	$ -	$ -	$ -	$ -	$ -	$ -	$ -	$ -	$ -
2054	610001206	380.0	$ -	$ -	$ -	$ -	$ -	$ -	$ -	$ -	$ -	$ -	$ -	$ -	$ -
2055	610001207	376.1	$ -	$ -	$ -	$ -	$ -	$ -	$ -	$ -	$ -	$ -	$ -	$ -	$ -
2056	610001207	376.2	$ -	$ -	$ -	$ -	$ -	$ -	$ -	$ -	$ -	$ -	$ -	$ -	$ -
2057	610001207	376.4	$ -	$ -	$ -	$ -	$ -	$ -	$ -	$ -	$ -	$ -	$ -	$ -	$ -
2058	610001207	380.0	$ -	$ -	$ -	$ -	$ -	$ -	$ -	$ -	$ -	$ -	$ -	$ -	$ -
2059	610001208	376.1	$ -	$ -	$ -	$ -	$ -	$ -	$ -	$ -	$ -	$ -	$ -	$ -	$ -
2060	610001208	376.2	$ -	$ -	$ -	$ -	$ -	$ -	$ -	$ -	$ -	$ -	$ -	$ -	$ -
2061	610001208	376.4	$ -	$ -	$ -	$ -	$ -	$ -	$ -	$ -	$ -	$ -	$ -	$ -	$ -
2062	610001208	380.0	$ -	$ -	$ -	$ -	$ -	$ -	$ -	$ -	$ -	$ -	$ -	$ -	$ -
2063	610001209	376.1	$ -	$ -	$ -	$ -	$ -	$ -	$ -	$ -	$ -	$ -	$ -	$ -	$ -
2064	610001209	376.2	$ -	$ -	$ -	$ -	$ -	$ -	$ -	$ -	$ -	$ -	$ -	$ -	$ -
2065	610001209	376.4	$ -	$ -	$ -	$ -	$ -	$ -	$ -	$ -	$ -	$ -	$ -	$ -	$ -
2066	610001209	380.0	$ -	$ -	$ -	$ -	$ -	$ -	$ -	$ -	$ -	$ -	$ -	$ -	$ -
2067	610001210	376.1	$ -	$ -	$ -	$ -	$ -	$ -	$ -	$ -	$ -	$ -	$ -	$ -	$ -
2068	610001210	376.2	$ -	$ -	$ -	$ -	$ -	$ -	$ -	$ -	$ -	$ -	$ -	$ -	$ -
2069	610001210	376.4	$ -	$ -	$ -	$ -	$ -	$ -	$ -	$ -	$ -	$ -	$ -	$ -	$ -
2070	610001210	380.0	$ -	$ -	$ -	$ -	$ -	$ -	$ -	$ -	$ -	$ -	$ -	$ -	$ -
2071	610001211	376.1	$ -	$ -	$ -	$ -	$ -	$ -	$ -	$ -	$ -	$ -	$ -	$ -	$ -
2072	610001211	376.2	$ -	$ -	$ -	$ -	$ -	$ -	$ -	$ -	$ -	$ -	$ -	$ -	$ -
2073	610001211	376.4	$ -	$ -	$ -	$ -	$ -	$ -	$ -	$ -	$ -	$ -	$ -	$ -	$ -

Sponsored by NMGC Witness Erik C. Buchanan

WP Plant 6 Accum Res Balances

NEW MEXICO GAS COMPANY, INC.

Accumulated Reserve Account
Base Period - 12 Months Ending March 31, 2023
Future Test Year - 12 Months Ending September 30, 2025

	A	B	P	Q	R	S	T	U	V	W	X	Y	Z	AA	AB
1															
2			Balance	Balance	Balance	Balance	Balance	Balance	Balance	Balance	Balance	Balance	Balance	Balance	Balance
3	Investment Number / Beginning Balance	FERC Account	4/30/2024	5/31/2024	6/30/2024	7/31/2024	8/31/2024	9/30/2024	10/31/2024	11/30/2024	12/31/2024	1/31/2025	2/28/2025	3/31/2025	4/30/2025
2028	T610001198	367.1	$ -	$ -	$ -	$ -	$ -	$ -	$ -	$ -	$ -	$ -	$ -	$ -	$ -
2029	T610001198	368.0	$ -	$ -	$ -	$ -	$ -	$ -	$ -	$ -	$ -	$ -	$ -	$ -	$ -
2030	T610001198	369.0	$ -	$ -	$ -	$ -	$ -	$ -	$ -	$ -	$ -	$ -	$ -	$ -	$ -
2031	610001199	376.1	$ -	$ -	$ -	$ -	$ -	$ -	$ -	$ -	$ -	$ -	$ -	$ -	$ -
2032	610001199	376.2	$ -	$ -	$ -	$ -	$ -	$ -	$ -	$ -	$ -	$ -	$ -	$ -	$ -
2033	610001199	376.4	$ -	$ -	$ -	$ -	$ -	$ -	$ -	$ -	$ -	$ -	$ -	$ -	$ -
2034	610001199	380.0	$ -	$ -	$ -	$ -	$ -	$ -	$ -	$ -	$ -	$ -	$ -	$ -	$ -
2035	T626001200	367.1	$ -	$ -	$ -	$ -	$ -	$ -	$ -	$ -	$ -	$ -	$ -	$ -	$ -
2036	T660001201	367.1	$ -	$ -	$ -	$ -	$ -	$ 688	$ 1,376	$ 2,064	$ 2,752	$ 3,440	$ 4,128	$ 4,816	$ 5,504
2037	T660001201	368.0	$ -	$ -	$ -	$ -	$ -	$ 132	$ 264	$ 396	$ 528	$ 660	$ 792	$ 924	$ 1,056
2038	T660001201	369.0	$ -	$ -	$ -	$ -	$ -	$ 273	$ 546	$ 819	$ 1,092	$ 1,364	$ 1,637	$ 1,910	$ 2,183
2039	T680001202	367.3	$ -	$ -	$ -	$ -	$ -	$ -	$ -	$ -	$ -	$ -	$ -	$ -	$ -
2040	610001203	376.1	$ -	$ -	$ -	$ -	$ -	$ -	$ -	$ -	$ -	$ -	$ -	$ -	$ -
2041	610001203	376.2	$ -	$ -	$ -	$ -	$ -	$ -	$ -	$ -	$ -	$ -	$ -	$ -	$ -
2042	610001203	376.4	$ -	$ -	$ -	$ -	$ -	$ -	$ -	$ -	$ -	$ -	$ -	$ -	$ -
2043	610001203	380.0	$ -	$ -	$ -	$ -	$ -	$ -	$ -	$ -	$ -	$ -	$ -	$ -	$ -
2044	610001204	376.1	$ -	$ -	$ -	$ -	$ -	$ -	$ -	$ -	$ -	$ -	$ -	$ -	$ -
2045	610001204	376.2	$ -	$ -	$ -	$ -	$ -	$ -	$ -	$ -	$ -	$ -	$ -	$ -	$ -
2046	610001204	376.4	$ -	$ -	$ -	$ -	$ -	$ -	$ -	$ -	$ -	$ -	$ -	$ -	$ -
2047	610001205	376.1	$ -	$ -	$ -	$ -	$ -	$ -	$ -	$ -	$ -	$ -	$ -	$ -	$ -
2048	610001205	376.2	$ -	$ -	$ -	$ -	$ -	$ -	$ -	$ -	$ -	$ -	$ -	$ -	$ -
2049	610001205	376.4	$ -	$ -	$ -	$ -	$ -	$ -	$ -	$ -	$ -	$ -	$ -	$ -	$ -
2050	610001205	380.0	$ -	$ -	$ -	$ -	$ -	$ -	$ -	$ -	$ -	$ -	$ -	$ -	$ -
2051	610001206	376.1	$ -	$ -	$ -	$ -	$ -	$ -	$ -	$ -	$ -	$ -	$ -	$ -	$ -
2052	610001206	376.2	$ -	$ -	$ -	$ -	$ -	$ -	$ -	$ -	$ -	$ -	$ -	$ -	$ -
2053	610001206	376.4	$ -	$ -	$ -	$ -	$ -	$ -	$ -	$ -	$ -	$ -	$ -	$ -	$ -
2054	610001206	380.0	$ -	$ -	$ -	$ -	$ -	$ -	$ -	$ -	$ -	$ -	$ -	$ -	$ -
2055	610001207	376.1	$ -	$ -	$ -	$ -	$ -	$ -	$ -	$ -	$ -	$ -	$ -	$ -	$ -
2056	610001207	376.2	$ -	$ -	$ -	$ -	$ -	$ -	$ -	$ -	$ -	$ -	$ -	$ -	$ -
2057	610001207	376.4	$ -	$ -	$ -	$ -	$ -	$ -	$ -	$ -	$ -	$ -	$ -	$ -	$ -
2058	610001207	380.0	$ -	$ -	$ -	$ -	$ -	$ -	$ -	$ -	$ -	$ -	$ -	$ -	$ -
2059	610001208	376.1	$ -	$ -	$ -	$ -	$ -	$ -	$ -	$ -	$ -	$ -	$ -	$ -	$ -
2060	610001208	376.2	$ -	$ -	$ -	$ -	$ -	$ -	$ -	$ -	$ -	$ -	$ -	$ -	$ -
2061	610001208	376.4	$ -	$ -	$ -	$ -	$ -	$ -	$ -	$ -	$ -	$ -	$ -	$ -	$ -
2062	610001208	380.0	$ -	$ -	$ -	$ -	$ -	$ -	$ -	$ -	$ -	$ -	$ -	$ -	$ -
2063	610001209	376.1	$ -	$ -	$ -	$ -	$ -	$ -	$ -	$ -	$ -	$ -	$ -	$ -	$ -
2064	610001209	376.2	$ -	$ -	$ -	$ -	$ -	$ -	$ -	$ -	$ -	$ -	$ -	$ -	$ -
2065	610001209	376.4	$ -	$ -	$ -	$ -	$ -	$ -	$ -	$ -	$ -	$ -	$ -	$ -	$ -
2066	610001209	380.0	$ -	$ -	$ -	$ -	$ -	$ -	$ -	$ -	$ -	$ -	$ -	$ -	$ -
2067	610001210	376.1	$ -	$ -	$ -	$ -	$ -	$ -	$ -	$ -	$ -	$ -	$ -	$ -	$ -
2068	610001210	376.2	$ -	$ -	$ -	$ -	$ -	$ -	$ -	$ -	$ -	$ -	$ -	$ -	$ -
2069	610001210	376.4	$ -	$ -	$ -	$ -	$ -	$ -	$ -	$ -	$ -	$ -	$ -	$ -	$ -
2070	610001210	380.0	$ -	$ -	$ -	$ -	$ -	$ -	$ -	$ -	$ -	$ -	$ -	$ -	$ -
2071	610001211	376.1	$ -	$ -	$ -	$ -	$ -	$ -	$ -	$ -	$ -	$ -	$ -	$ -	$ -
2072	610001211	376.2	$ -	$ -	$ -	$ -	$ -	$ -	$ -	$ -	$ -	$ -	$ -	$ -	$ -
2073	610001211	376.4	$ -	$ -	$ -	$ -	$ -	$ -	$ -	$ -	$ -	$ -	$ -	$ -	$ -

Sponsored by NMGC Witness Erik C. Buchanan

WP Plant 6 Accum Res Balances

NEW MEXICO GAS COMPANY, INC.

Accumulated Reserve Account
Base Period - 12 Months Ending March 31, 2023
Future Test Year - 12 Months Ending September 30, 2025

	A	B	AC	AD	AE	AF	AG
1							
2			Balance	Balance	Balance	Balance	Balance
3	Investment Number / Beginning Balance	FERC Account	**5/31/2025**	**6/30/2025**	**7/31/2025**	**8/31/2025**	**9/30/2025**
2028	T610001198	367.1	$ -	$ -	$ -	$ -	$ -
2029	T610001198	368.0	$ -	$ -	$ -	$ -	$ -
2030	T610001198	369.0	$ -	$ -	$ -	$ -	$ -
2031	610001199	376.1	$ -	$ -	$ -	$ -	$ -
2032	610001199	376.2	$ -	$ -	$ -	$ -	$ -
2033	610001199	376.4	$ -	$ -	$ -	$ -	$ -
2034	610001199	380.0	$ -	$ -	$ -	$ -	$ -
2035	T626001200	367.1	$ -	$ -	$ -	$ -	$ -
2036	T660001201	367.1	$ 6,192	$ 6,880	$ 7,568	$ 8,256	$ 8,944
2037	T660001201	368.0	$ 1,188	$ 1,320	$ 1,452	$ 1,584	$ 1,716
2038	T660001201	369.0	$ 2,456	$ 2,729	$ 3,002	$ 3,275	$ 3,548
2039	T680001202	367.3	$ -	$ -	$ -	$ -	$ -
2040	610001203	376.1	$ -	$ -	$ -	$ -	$ -
2041	610001203	376.2	$ -	$ -	$ -	$ -	$ -
2042	610001203	376.4	$ -	$ -	$ -	$ -	$ -
2043	610001203	380.0	$ -	$ -	$ -	$ -	$ -
2044	610001204	376.1	$ -	$ -	$ -	$ -	$ -
2045	610001204	376.2	$ -	$ -	$ -	$ -	$ -
2046	610001204	376.4	$ -	$ -	$ -	$ -	$ -
2047	610001205	376.1	$ -	$ -	$ -	$ -	$ -
2048	610001205	376.2	$ -	$ -	$ -	$ -	$ -
2049	610001205	376.4	$ -	$ -	$ -	$ -	$ -
2050	610001205	380.0	$ -	$ -	$ -	$ -	$ -
2051	610001206	376.1	$ -	$ -	$ -	$ -	$ -
2052	610001206	376.2	$ -	$ -	$ -	$ -	$ -
2053	610001206	376.4	$ -	$ -	$ -	$ -	$ -
2054	610001206	380.0	$ -	$ -	$ -	$ -	$ -
2055	610001207	376.1	$ -	$ -	$ -	$ -	$ -
2056	610001207	376.2	$ -	$ -	$ -	$ -	$ -
2057	610001207	376.4	$ -	$ -	$ -	$ -	$ -
2058	610001207	380.0	$ -	$ -	$ -	$ -	$ -
2059	610001208	376.1	$ -	$ -	$ -	$ -	$ -
2060	610001208	376.2	$ -	$ -	$ -	$ -	$ -
2061	610001208	376.4	$ -	$ -	$ -	$ -	$ -
2062	610001208	380.0	$ -	$ -	$ -	$ -	$ -
2063	610001209	376.1	$ -	$ -	$ -	$ -	$ -
2064	610001209	376.2	$ -	$ -	$ -	$ -	$ -
2065	610001209	376.4	$ -	$ -	$ -	$ -	$ -
2066	610001209	380.0	$ -	$ -	$ -	$ -	$ -
2067	610001210	376.1	$ -	$ -	$ -	$ -	$ -
2068	610001210	376.2	$ -	$ -	$ -	$ -	$ -
2069	610001210	376.4	$ -	$ -	$ -	$ -	$ -
2070	610001210	380.0	$ -	$ -	$ -	$ -	$ -
2071	610001211	376.1	$ -	$ -	$ -	$ -	$ -
2072	610001211	376.2	$ -	$ -	$ -	$ -	$ -
2073	610001211	376.4	$ -	$ -	$ -	$ -	$ -

Sponsored by NMGC Witness Erik C. Buchanan

NEW MEXICO GAS COMPANY, INC.

Accumulated Reserve Account
Base Period - 12 Months Ending March 31, 2023
Future Test Year - 12 Months Ending September 30, 2025

	A	B	C	D	E	F	G	H	I	J	K	L	M	N	O
1			Adjusted Base Period												
2			Balance	Balance	Balance	Balance	Balance	Balance	Balance	Balance	Balance	Balance	Balance	Balance	Balance
3	Investment Number / Beginning Balance	FERC Account	3/31/2023	4/30/2023	5/31/2023	6/30/2023	7/31/2023	8/31/2023	9/30/2023	10/31/2023	11/30/2023	12/31/2023	1/31/2024	2/29/2024	3/31/2024
2074	610001211	380.0	$ -	$ -	$ -	$ -	$ -	$ -	$ -	$ -	$ -	$ -	$ -	$ -	$ -
2075	610001212	376.1	$ -	$ -	$ -	$ -	$ -	$ -	$ -	$ -	$ -	$ -	$ -	$ -	$ -
2076	610001212	376.2	$ -	$ -	$ -	$ -	$ -	$ -	$ -	$ -	$ -	$ -	$ -	$ -	$ -
2077	610001212	376.4	$ -	$ -	$ -	$ -	$ -	$ -	$ -	$ -	$ -	$ -	$ -	$ -	$ -
2078	610001212	380.0	$ -	$ -	$ -	$ -	$ -	$ -	$ -	$ -	$ -	$ -	$ -	$ -	$ -
2079	T610001213	367.1	$ -	$ -	$ -	$ -	$ -	$ -	$ -	$ -	$ -	$ -	$ -	$ -	$ -
2080	T610001213	368.0	$ -	$ -	$ -	$ -	$ -	$ -	$ -	$ -	$ -	$ -	$ -	$ -	$ -
2081	T610001213	369.0	$ -	$ -	$ -	$ -	$ -	$ -	$ -	$ -	$ -	$ -	$ -	$ -	$ -
2082	T624001214	367.1	$ -	$ -	$ -	$ -	$ -	$ -	$ -	$ -	$ -	$ -	$ -	$ -	$ -
2083	T624001214	368.0	$ -	$ -	$ -	$ -	$ -	$ -	$ -	$ -	$ -	$ -	$ -	$ -	$ -
2084	T624001214	369.0	$ -	$ -	$ -	$ -	$ -	$ -	$ -	$ -	$ -	$ -	$ -	$ -	$ -
2085	T624001215	367.1	$ -	$ -	$ -	$ -	$ -	$ -	$ -	$ -	$ -	$ -	$ -	$ -	$ -
2086	T624001215	368.0	$ -	$ -	$ -	$ -	$ -	$ -	$ -	$ -	$ -	$ -	$ -	$ -	$ -
2087	T624001215	369.0	$ -	$ -	$ -	$ -	$ -	$ -	$ -	$ -	$ -	$ -	$ -	$ -	$ -
2088	T610001216	367.1	$ -	$ -	$ -	$ -	$ -	$ -	$ -	$ -	$ -	$ 474	$ 949	$ 1,423	$ 1,898
2089	T610001216	368.0	$ -	$ -	$ -	$ -	$ -	$ -	$ -	$ -	$ -	$ 91	$ 182	$ 273	$ 364
2090	T610001216	369.0	$ -	$ -	$ -	$ -	$ -	$ -	$ -	$ -	$ -	$ 188	$ 376	$ 565	$ 753
2091	T660001217	367.1	$ -	$ -	$ -	$ -	$ -	$ -	$ -	$ -	$ -	$ -	$ -	$ -	$ -
2092	T660001217	368.0	$ -	$ -	$ -	$ -	$ -	$ -	$ -	$ -	$ -	$ -	$ -	$ -	$ -
2093	T660001217	369.0	$ -	$ -	$ -	$ -	$ -	$ -	$ -	$ -	$ -	$ -	$ -	$ -	$ -
2094	T660001218	367.1	$ -	$ -	$ -	$ -	$ -	$ -	$ -	$ -	$ -	$ -	$ -	$ -	$ -
2095	T660001218	368.0	$ -	$ -	$ -	$ -	$ -	$ -	$ -	$ -	$ -	$ -	$ -	$ -	$ -
2096	T660001218	369.0	$ -	$ -	$ -	$ -	$ -	$ -	$ -	$ -	$ -	$ -	$ -	$ -	$ -
2097	T680001219	367.1	$ -	$ -	$ -	$ -	$ -	$ -	$ -	$ -	$ -	$ -	$ -	$ -	$ -
2098	T680001219	368.0	$ -	$ -	$ -	$ -	$ -	$ -	$ -	$ -	$ -	$ -	$ -	$ -	$ -
2099	T680001219	369.0	$ -	$ -	$ -	$ -	$ -	$ -	$ -	$ -	$ -	$ -	$ -	$ -	$ -
2100	601001220	376.1	$ -	$ -	$ -	$ -	$ -	$ -	$ -	$ -	$ -	$ -	$ -	$ -	$ -
2101	601001220	376.2	$ -	$ -	$ -	$ -	$ -	$ -	$ -	$ -	$ -	$ -	$ -	$ -	$ -
2102	601001220	376.4	$ -	$ -	$ -	$ -	$ -	$ -	$ -	$ -	$ -	$ -	$ -	$ -	$ -
2103	601001221	376.1	$ -	$ -	$ -	$ 13	$ 25	$ 38	$ 50	$ 61	$ 73	$ 85	$ 97	$ 109	$ 121
2104	601001221	376.2	$ -	$ -	$ -	$ 9	$ 17	$ 26	$ 35	$ 43	$ 52	$ 61	$ 70	$ 79	$ 88
2105	601001221	376.4	$ -	$ -	$ -	$ 9	$ 18	$ 27	$ 36	$ 45	$ 54	$ 63	$ 72	$ 81	$ 90
2106	601001223	391.2	$ -	$ -	$ -	$ -	$ -	$ -	$ -	$ -	$ -	$ -	$ -	$ -	$ -
2107	601001223	397.0	$ -	$ -	$ -	$ -	$ -	$ -	$ -	$ -	$ -	$ -	$ -	$ -	$ -
2108	601001223	398.0	$ -	$ -	$ -	$ -	$ -	$ -	$ -	$ -	$ -	$ -	$ -	$ -	$ -
2109	601001224	391.2	$ -	$ -	$ -	$ -	$ -	$ -	$ -	$ -	$ -	$ -	$ -	$ -	$ -
2110	601001224	397.0	$ -	$ -	$ -	$ -	$ -	$ -	$ -	$ -	$ -	$ -	$ -	$ -	$ -
2111	601001224	398.0	$ -	$ -	$ -	$ -	$ -	$ -	$ -	$ -	$ -	$ -	$ -	$ -	$ -
2112	601001225	391.2	$ -	$ -	$ -	$ -	$ -	$ -	$ -	$ -	$ -	$ -	$ -	$ -	$ -
2113	601001225	397.0	$ -	$ -	$ -	$ -	$ -	$ -	$ -	$ -	$ -	$ -	$ -	$ -	$ -
2114	601001225	398.0	$ -	$ -	$ -	$ -	$ -	$ -	$ -	$ -	$ -	$ -	$ -	$ -	$ -
2115	601001226	391.2	$ -	$ -	$ -	$ -	$ -	$ -	$ -	$ -	$ -	$ -	$ -	$ -	$ -
2116	601001226	397.0	$ -	$ -	$ -	$ -	$ -	$ -	$ -	$ -	$ -	$ -	$ -	$ -	$ -
2117	601001226	398.0	$ -	$ -	$ -	$ -	$ -	$ -	$ -	$ -	$ -	$ -	$ -	$ -	$ -
2118	601001227	391.2	$ -	$ -	$ -	$ -	$ -	$ -	$ -	$ -	$ -	$ -	$ -	$ -	$ -
2119	601001227	397.0	$ -	$ -	$ -	$ -	$ -	$ -	$ -	$ -	$ -	$ -	$ -	$ -	$ -

Sponsored by NMGC Witness Erik C. Buchanan

WP Plant 6 Accum Res Balances

NEW MEXICO GAS COMPANY, INC.

Accumulated Reserve Account
Base Period - 12 Months Ending March 31, 2023
Future Test Year - 12 Months Ending September 30, 2025

	A	B	P	Q	R	S	T	U	V	W	X	Y	Z	AA	AB
1															
2			Balance	Balance	Balance	Balance	Balance	Balance	Balance	Balance	Balance	Balance	Balance	Balance	Balance
3	Investment Number / Beginning Balance	FERC Account	4/30/2024	5/31/2024	6/30/2024	7/31/2024	8/31/2024	9/30/2024	10/31/2024	11/30/2024	12/31/2024	1/31/2025	2/28/2025	3/31/2025	4/30/2025
2074	610001211	380.0	$ -	$ -	$ -	$ -	$ -	$ -	$ -	$ -	$ -	$ -	$ -	$ -	$ -
2075	610001212	376.1	$ -	$ -	$ -	$ -	$ -	$ -	$ -	$ -	$ -	$ -	$ -	$ -	$ -
2076	610001212	376.2	$ -	$ -	$ -	$ -	$ -	$ -	$ -	$ -	$ -	$ -	$ -	$ -	$ -
2077	610001212	376.4	$ -	$ -	$ -	$ -	$ -	$ -	$ -	$ -	$ -	$ -	$ -	$ -	$ -
2078	610001212	380.0	$ -	$ -	$ -	$ -	$ -	$ -	$ -	$ -	$ -	$ -	$ -	$ -	$ -
2079	T610001213	367.1	$ -	$ -	$ -	$ -	$ -	$ -	$ -	$ -	$ -	$ -	$ -	$ -	$ -
2080	T610001213	368.0	$ -	$ -	$ -	$ -	$ -	$ -	$ -	$ -	$ -	$ -	$ -	$ -	$ -
2081	T610001213	369.0	$ -	$ -	$ -	$ -	$ -	$ -	$ -	$ -	$ -	$ -	$ -	$ -	$ -
2082	T624001214	367.1	$ -	$ -	$ -	$ -	$ -	$ -	$ -	$ -	$ -	$ -	$ -	$ -	$ -
2083	T624001214	368.0	$ -	$ -	$ -	$ -	$ -	$ -	$ -	$ -	$ -	$ -	$ -	$ -	$ -
2084	T624001214	369.0	$ -	$ -	$ -	$ -	$ -	$ -	$ -	$ -	$ -	$ -	$ -	$ -	$ -
2085	T624001215	367.1	$ -	$ -	$ -	$ -	$ -	$ -	$ -	$ -	$ -	$ -	$ -	$ -	$ -
2086	T624001215	368.0	$ -	$ -	$ -	$ -	$ -	$ -	$ -	$ -	$ -	$ -	$ -	$ -	$ -
2087	T624001215	369.0	$ -	$ -	$ -	$ -	$ -	$ -	$ -	$ -	$ -	$ -	$ -	$ -	$ -
2088	T610001216	367.1	$ 2,372	$ 2,847	$ 3,321	$ 3,796	$ 4,270	$ 4,745	$ 5,219	$ 5,694	$ 6,168	$ 6,643	$ 7,117	$ 7,592	$ 8,066
2089	T610001216	368.0	$ 455	$ 546	$ 637	$ 728	$ 819	$ 911	$ 1,002	$ 1,093	$ 1,184	$ 1,275	$ 1,366	$ 1,457	$ 1,548
2090	T610001216	369.0	$ 941	$ 1,129	$ 1,317	$ 1,505	$ 1,694	$ 1,882	$ 2,070	$ 2,258	$ 2,446	$ 2,635	$ 2,823	$ 3,011	$ 3,199
2091	T660001217	367.1	$ -	$ -	$ -	$ -	$ -	$ -	$ -	$ -	$ -	$ -	$ -	$ -	$ -
2092	T660001217	368.0	$ -	$ -	$ -	$ -	$ -	$ -	$ -	$ -	$ -	$ -	$ -	$ -	$ -
2093	T660001217	369.0	$ -	$ -	$ -	$ -	$ -	$ -	$ -	$ -	$ -	$ -	$ -	$ -	$ -
2094	T660001218	367.1	$ -	$ -	$ -	$ -	$ -	$ -	$ -	$ -	$ -	$ -	$ -	$ -	$ -
2095	T660001218	368.0	$ -	$ -	$ -	$ -	$ -	$ -	$ -	$ -	$ -	$ -	$ -	$ -	$ -
2096	T660001218	369.0	$ -	$ -	$ -	$ -	$ -	$ -	$ -	$ -	$ -	$ -	$ -	$ -	$ -
2097	T680001219	367.1	$ -	$ -	$ -	$ -	$ -	$ -	$ -	$ -	$ -	$ 1,686	$ 3,372	$ 5,058	$ 6,745
2098	T680001219	368.0	$ -	$ -	$ -	$ -	$ -	$ -	$ -	$ -	$ -	$ 324	$ 647	$ 971	$ 1,294
2099	T680001219	369.0	$ -	$ -	$ -	$ -	$ -	$ -	$ -	$ -	$ -	$ 669	$ 1,338	$ 2,006	$ 2,675
2100	601001220	376.1	$ -	$ -	$ -	$ -	$ -	$ -	$ -	$ -	$ -	$ -	$ -	$ -	$ -
2101	601001220	376.2	$ -	$ -	$ -	$ -	$ -	$ -	$ -	$ -	$ -	$ -	$ -	$ -	$ -
2102	601001220	376.4	$ -	$ -	$ -	$ -	$ -	$ -	$ -	$ -	$ -	$ -	$ -	$ -	$ -
2103	601001221	376.1	$ 133	$ 145	$ 156	$ 168	$ 180	$ 192	$ 204	$ 216	$ 228	$ 239	$ 251	$ 263	$ 275
2104	601001221	376.2	$ 97	$ 106	$ 114	$ 123	$ 132	$ 141	$ 150	$ 159	$ 168	$ 177	$ 185	$ 194	$ 203
2105	601001221	376.4	$ 99	$ 108	$ 117	$ 126	$ 135	$ 145	$ 154	$ 163	$ 172	$ 181	$ 190	$ 199	$ 208
2106	601001223	391.2	$ -	$ -	$ -	$ -	$ -	$ -	$ -	$ -	$ -	$ -	$ -	$ -	$ -
2107	601001223	397.0	$ -	$ -	$ -	$ -	$ -	$ -	$ -	$ -	$ -	$ -	$ -	$ -	$ -
2108	601001223	398.0	$ -	$ -	$ -	$ -	$ -	$ -	$ -	$ -	$ -	$ -	$ -	$ -	$ -
2109	601001224	391.2	$ -	$ -	$ -	$ -	$ -	$ -	$ -	$ -	$ -	$ -	$ -	$ -	$ -
2110	601001224	397.0	$ -	$ -	$ -	$ -	$ -	$ -	$ -	$ -	$ -	$ -	$ -	$ -	$ -
2111	601001224	398.0	$ -	$ -	$ -	$ -	$ -	$ -	$ -	$ -	$ -	$ -	$ -	$ -	$ -
2112	601001225	391.2	$ -	$ -	$ -	$ -	$ -	$ -	$ -	$ -	$ -	$ -	$ -	$ -	$ -
2113	601001225	397.0	$ -	$ -	$ -	$ -	$ -	$ -	$ -	$ -	$ -	$ -	$ -	$ -	$ -
2114	601001225	398.0	$ -	$ -	$ -	$ -	$ -	$ -	$ -	$ -	$ -	$ -	$ -	$ -	$ -
2115	601001226	391.2	$ -	$ -	$ -	$ -	$ -	$ -	$ -	$ -	$ -	$ -	$ -	$ -	$ -
2116	601001226	397.0	$ -	$ -	$ -	$ -	$ -	$ -	$ -	$ -	$ -	$ -	$ -	$ -	$ -
2117	601001226	398.0	$ -	$ -	$ -	$ -	$ -	$ -	$ -	$ -	$ -	$ -	$ -	$ -	$ -
2118	601001227	391.2	$ -	$ -	$ -	$ -	$ -	$ -	$ -	$ -	$ -	$ -	$ -	$ -	$ -
2119	601001227	397.0	$ -	$ -	$ -	$ -	$ -	$ -	$ -	$ -	$ -	$ -	$ -	$ -	$ -

Sponsored by NMGC Witness Erik C. Buchanan

WP Plant 6 Accum Res Balances

NEW MEXICO GAS COMPANY, INC.

Accumulated Reserve Account
Base Period - 12 Months Ending March 31, 2023
Future Test Year - 12 Months Ending September 30, 2025

	A	B	AC	AD	AE	AF	AG
1							
2			Balance	Balance	Balance	Balance	Balance
3	Investment Number / Beginning Balance	FERC Account	**5/31/2025**	**6/30/2025**	**7/31/2025**	**8/31/2025**	**9/30/2025**
2074	610001211	380.0	$ -	$ -	$ -	$ -	$ -
2075	610001212	376.1	$ -	$ -	$ -	$ -	$ -
2076	610001212	376.2	$ -	$ -	$ -	$ -	$ -
2077	610001212	376.4	$ -	$ -	$ -	$ -	$ -
2078	610001212	380.0	$ -	$ -	$ -	$ -	$ -
2079	T610001213	367.1	$ -	$ -	$ -	$ -	$ -
2080	T610001213	368.0	$ -	$ -	$ -	$ -	$ -
2081	T610001213	369.0	$ -	$ -	$ -	$ -	$ -
2082	T624001214	367.1	$ -	$ -	$ -	$ -	$ -
2083	T624001214	368.0	$ -	$ -	$ -	$ -	$ -
2084	T624001214	369.0	$ -	$ -	$ -	$ -	$ -
2085	T624001215	367.1	$ -	$ -	$ -	$ -	$ -
2086	T624001215	368.0	$ -	$ -	$ -	$ -	$ -
2087	T624001215	369.0	$ -	$ -	$ -	$ -	$ -
2088	T610001216	367.1	$ 8,541	$ 9,015	$ 9,490	$ 9,964	$ 10,439
2089	T610001216	368.0	$ 1,639	$ 1,730	$ 1,821	$ 1,912	$ 2,003
2090	T610001216	369.0	$ 3,387	$ 3,576	$ 3,764	$ 3,952	$ 4,140
2091	T660001217	367.1	$ -	$ -	$ -	$ -	$ -
2092	T660001217	368.0	$ -	$ -	$ -	$ -	$ -
2093	T660001217	369.0	$ -	$ -	$ -	$ -	$ -
2094	T660001218	367.1	$ -	$ -	$ -	$ -	$ -
2095	T660001218	368.0	$ -	$ -	$ -	$ -	$ -
2096	T660001218	369.0	$ -	$ -	$ -	$ -	$ -
2097	T680001219	367.1	$ 8,431	$ 10,117	$ 11,803	$ 13,489	$ 15,175
2098	T680001219	368.0	$ 1,618	$ 1,942	$ 2,265	$ 2,589	$ 2,912
2099	T680001219	369.0	$ 3,344	$ 4,013	$ 4,681	$ 5,350	$ 6,019
2100	601001220	376.1	$ -	$ -	$ -	$ -	$ -
2101	601001220	376.2	$ -	$ -	$ -	$ -	$ -
2102	601001220	376.4	$ -	$ -	$ -	$ -	$ -
2103	601001221	376.1	$ 287	$ 299	$ 311	$ 322	$ 334
2104	601001221	376.2	$ 212	$ 221	$ 230	$ 239	$ 248
2105	601001221	376.4	$ 217	$ 226	$ 235	$ 244	$ 253
2106	601001223	391.2	$ -	$ -	$ -	$ -	$ -
2107	601001223	397.0	$ -	$ -	$ -	$ -	$ -
2108	601001223	398.0	$ -	$ -	$ -	$ -	$ -
2109	601001224	391.2	$ -	$ -	$ -	$ -	$ -
2110	601001224	397.0	$ -	$ -	$ -	$ -	$ -
2111	601001224	398.0	$ -	$ -	$ -	$ -	$ -
2112	601001225	391.2	$ -	$ -	$ -	$ -	$ -
2113	601001225	397.0	$ -	$ -	$ -	$ -	$ -
2114	601001225	398.0	$ -	$ -	$ -	$ -	$ -
2115	601001226	391.2	$ -	$ -	$ -	$ -	$ -
2116	601001226	397.0	$ -	$ -	$ -	$ -	$ -
2117	601001226	398.0	$ -	$ -	$ -	$ -	$ -
2118	601001227	391.2	$ -	$ -	$ -	$ -	$ -
2119	601001227	397.0	$ -	$ -	$ -	$ -	$ -

Sponsored by NMGC Witness Erik C. Buchanan

NEW MEXICO GAS COMPANY, INC.

Accumulated Reserve Account
Base Period - 12 Months Ending March 31, 2023
Future Test Year - 12 Months Ending September 30, 2025

	A	B	C	D	E	F	G	H	I	J	K	L	M	N	O
1			Adjusted Base Period												
2			Balance	Balance	Balance	Balance	Balance	Balance	Balance	Balance	Balance	Balance	Balance	Balance	Balance
3	Investment Number / Beginning Balance	FERC Account	**3/31/2023**	**4/30/2023**	**5/31/2023**	**6/30/2023**	**7/31/2023**	**8/31/2023**	**9/30/2023**	**10/31/2023**	**11/30/2023**	**12/31/2023**	**1/31/2024**	**2/29/2024**	**3/31/2024**
2120	601001227	398.0	$ -	$ -	$ -	$ -	$ -	$ -	$ -	$ -	$ -	$ -	$ -	$ -	$ -
2121	601001228	391.2	$ -	$ -	$ -	$ -	$ -	$ -	$ -	$ -	$ -	$ -	$ -	$ -	$ -
2122	601001228	397.0	$ -	$ -	$ -	$ -	$ -	$ -	$ -	$ -	$ -	$ -	$ -	$ -	$ -
2123	601001228	398.0	$ -	$ -	$ -	$ -	$ -	$ -	$ -	$ -	$ -	$ -	$ -	$ -	$ -
2124	601001229	391.2	$ -	$ -	$ -	$ -	$ -	$ -	$ -	$ -	$ -	$ -	$ -	$ -	$ -
2125	601001229	397.0	$ -	$ -	$ -	$ -	$ -	$ -	$ -	$ -	$ -	$ -	$ -	$ -	$ -
2126	601001229	398.0	$ -	$ -	$ -	$ -	$ -	$ -	$ -	$ -	$ -	$ -	$ -	$ -	$ -
2127	622001231	376.1	$ -	$ -	$ -	$ -	$ -	$ -	$ -	$ -	$ -	$ -	$ -	$ -	$ -
2128	622001231	376.2	$ -	$ -	$ -	$ -	$ -	$ -	$ -	$ -	$ -	$ -	$ -	$ -	$ -
2129	622001231	376.4	$ -	$ -	$ -	$ -	$ -	$ -	$ -	$ -	$ -	$ -	$ -	$ -	$ -
2130	622001231	380.0	$ -	$ -	$ -	$ -	$ -	$ -	$ -	$ -	$ -	$ -	$ -	$ -	$ -
2131	605001232	376.1	$ -	$ -	$ -	$ -	$ -	$ -	$ -	$ -	$ -	$ -	$ -	$ -	$ -
2132	605001232	376.2	$ -	$ -	$ -	$ -	$ -	$ -	$ -	$ -	$ -	$ -	$ -	$ -	$ -
2133	605001232	376.4	$ -	$ -	$ -	$ -	$ -	$ -	$ -	$ -	$ -	$ -	$ -	$ -	$ -
2134	605001232	380.0	$ -	$ -	$ -	$ -	$ -	$ -	$ -	$ -	$ -	$ -	$ -	$ -	$ -
2135	622001233	376.1	$ -	$ -	$ -	$ -	$ -	$ -	$ -	$ -	$ -	$ -	$ -	$ -	$ -
2136	622001233	376.2	$ -	$ -	$ -	$ -	$ -	$ -	$ -	$ -	$ -	$ -	$ -	$ -	$ -
2137	622001233	376.4	$ -	$ -	$ -	$ -	$ -	$ -	$ -	$ -	$ -	$ -	$ -	$ -	$ -
2138	622001233	380.0	$ -	$ -	$ -	$ -	$ -	$ -	$ -	$ -	$ -	$ -	$ -	$ -	$ -
2139	633001234	376.1	$ -	$ -	$ -	$ -	$ -	$ -	$ -	$ -	$ -	$ -	$ -	$ -	$ -
2140	633001234	376.2	$ -	$ -	$ -	$ -	$ -	$ -	$ -	$ -	$ -	$ -	$ -	$ -	$ -
2141	633001234	376.4	$ -	$ -	$ -	$ -	$ -	$ -	$ -	$ -	$ -	$ -	$ -	$ -	$ -
2142	633001234	380.0	$ -	$ -	$ -	$ -	$ -	$ -	$ -	$ -	$ -	$ -	$ -	$ -	$ -
2143	T626001235	367.1	$ -	$ -	$ -	$ -	$ -	$ -	$ -	$ -	$ -	$ -	$ -	$ -	$ -
2144	T626001235	368.0	$ -	$ -	$ -	$ -	$ -	$ -	$ -	$ -	$ -	$ -	$ -	$ -	$ -
2145	T626001235	369.0	$ -	$ -	$ -	$ -	$ -	$ -	$ -	$ -	$ -	$ -	$ -	$ -	$ -
2146	601001236	303.3	$ -	$ -	$ -	$ -	$ -	$ -	$ -	$ -	$ -	$ -	$ -	$ -	$ -
2147	601001237	303.3	$ -	$ -	$ -	$ -	$ -	$ -	$ -	$ -	$ -	$ -	$ -	$ -	$ -
2148	601001238	390.0	$ -	$ -	$ -	$ -	$ -	$ -	$ -	$ -	$ -	$ -	$ -	$ -	$ -
2149	610001239	390.0	$ -	$ -	$ -	$ -	$ -	$ -	$ -	$ -	$ -	$ -	$ -	$ -	$ -
2150	601001240	390.0	$ -	$ -	$ -	$ -	$ -	$ -	$ -	$ -	$ -	$ -	$ 1,843	$ 3,686	$ 5,529
2151	601001241	390.0	$ -	$ -	$ -	$ -	$ -	$ -	$ -	$ -	$ -	$ -	$ 2,106	$ 4,212	$ 6,318
2152	610001242	390.0	$ -	$ -	$ -	$ -	$ -	$ -	$ -	$ -	$ -	$ -	$ -	$ -	$ -
2153	601001243	391.2	$ -	$ -	$ -	$ -	$ -	$ -	$ -	$ -	$ -	$ -	$ -	$ -	$ -
2154	601001243	397.0	$ -	$ -	$ -	$ -	$ -	$ -	$ -	$ -	$ -	$ -	$ -	$ -	$ -
2155	601001243	398.0	$ -	$ -	$ -	$ -	$ -	$ -	$ -	$ -	$ -	$ -	$ -	$ -	$ -
2156	601001244	391.2	$ -	$ -	$ -	$ -	$ -	$ -	$ -	$ -	$ -	$ -	$ -	$ -	$ -
2157	601001244	397.0	$ -	$ -	$ -	$ -	$ -	$ -	$ -	$ -	$ -	$ -	$ -	$ -	$ -
2158	601001244	398.0	$ -	$ -	$ -	$ -	$ -	$ -	$ -	$ -	$ -	$ -	$ -	$ -	$ -
2159	601001245	391.2	$ -	$ -	$ -	$ -	$ -	$ -	$ -	$ -	$ -	$ -	$ -	$ -	$ -
2160	601001245	397.0	$ -	$ -	$ -	$ -	$ -	$ -	$ -	$ -	$ -	$ -	$ -	$ -	$ -
2161	601001245	398.0	$ -	$ -	$ -	$ -	$ -	$ -	$ -	$ -	$ -	$ -	$ -	$ -	$ -
2162	601001246	391.2	$ -	$ -	$ -	$ -	$ -	$ -	$ -	$ -	$ -	$ -	$ -	$ -	$ -
2163	601001246	397.0	$ -	$ -	$ -	$ -	$ -	$ -	$ -	$ -	$ -	$ -	$ -	$ -	$ -
2164	601001246	398.0	$ -	$ -	$ -	$ -	$ -	$ -	$ -	$ -	$ -	$ -	$ -	$ -	$ -
2165	T610001247	367.1	$ -	$ -	$ -	$ -	$ -	$ -	$ -	$ -	$ -	$ -	$ -	$ -	$ -

Sponsored by NMGC Witness Erik C. Buchanan

WP Plant 6 Accum Res Balances

NEW MEXICO GAS COMPANY, INC.

Accumulated Reserve Account
Base Period - 12 Months Ending March 31, 2023
Future Test Year - 12 Months Ending September 30, 2025

	A	B	P	Q	R	S	T	U	V	W	X	Y	Z	AA	AB
1															
2			Balance	Balance	Balance	Balance	Balance	Balance	Balance	Balance	Balance	Balance	Balance	Balance	Balance
3	Investment Number / Beginning Balance	FERC Account	4/30/2024	5/31/2024	6/30/2024	7/31/2024	8/31/2024	9/30/2024	10/31/2024	11/30/2024	12/31/2024	1/31/2025	2/28/2025	3/31/2025	4/30/2025
2120	601001227	398.0	$ -	$ -	$ -	$ -	$ -	$ -	$ -	$ -	$ -	$ -	$ -	$ -	$ -
2121	601001228	391.2	$ -	$ -	$ -	$ -	$ -	$ -	$ -	$ -	$ -	$ -	$ -	$ -	$ -
2122	601001228	397.0	$ -	$ -	$ -	$ -	$ -	$ -	$ -	$ -	$ -	$ -	$ -	$ -	$ -
2123	601001228	398.0	$ -	$ -	$ -	$ -	$ -	$ -	$ -	$ -	$ -	$ -	$ -	$ -	$ -
2124	601001229	391.2	$ -	$ -	$ -	$ -	$ -	$ -	$ -	$ -	$ -	$ -	$ -	$ -	$ -
2125	601001229	397.0	$ -	$ -	$ -	$ -	$ -	$ -	$ -	$ -	$ -	$ -	$ -	$ -	$ -
2126	601001229	398.0	$ -	$ -	$ -	$ -	$ -	$ -	$ -	$ -	$ -	$ -	$ -	$ -	$ -
2127	622001231	376.1	$ -	$ -	$ -	$ -	$ -	$ -	$ -	$ -	$ -	$ -	$ -	$ -	$ -
2128	622001231	376.2	$ -	$ -	$ -	$ -	$ -	$ -	$ -	$ -	$ -	$ -	$ -	$ -	$ -
2129	622001231	376.4	$ -	$ -	$ -	$ -	$ -	$ -	$ -	$ -	$ -	$ -	$ -	$ -	$ -
2130	622001231	380.0	$ -	$ -	$ -	$ -	$ -	$ -	$ -	$ -	$ -	$ -	$ -	$ -	$ -
2131	605001232	376.1	$ -	$ -	$ -	$ -	$ -	$ -	$ -	$ -	$ -	$ -	$ -	$ -	$ -
2132	605001232	376.2	$ -	$ -	$ -	$ -	$ -	$ -	$ -	$ -	$ -	$ -	$ -	$ -	$ -
2133	605001232	376.4	$ -	$ -	$ -	$ -	$ -	$ -	$ -	$ -	$ -	$ -	$ -	$ -	$ -
2134	605001232	380.0	$ -	$ -	$ -	$ -	$ -	$ -	$ -	$ -	$ -	$ -	$ -	$ -	$ -
2135	622001233	376.1	$ -	$ -	$ -	$ -	$ -	$ -	$ -	$ -	$ -	$ -	$ -	$ -	$ -
2136	622001233	376.2	$ -	$ -	$ -	$ -	$ -	$ -	$ -	$ -	$ -	$ -	$ -	$ -	$ -
2137	622001233	376.4	$ -	$ -	$ -	$ -	$ -	$ -	$ -	$ -	$ -	$ -	$ -	$ -	$ -
2138	622001233	380.0	$ -	$ -	$ -	$ -	$ -	$ -	$ -	$ -	$ -	$ -	$ -	$ -	$ -
2139	633001234	376.1	$ -	$ -	$ -	$ -	$ -	$ -	$ -	$ -	$ -	$ -	$ -	$ -	$ -
2140	633001234	376.2	$ -	$ -	$ -	$ -	$ -	$ -	$ -	$ -	$ -	$ -	$ -	$ -	$ -
2141	633001234	376.4	$ -	$ -	$ -	$ -	$ -	$ -	$ -	$ -	$ -	$ -	$ -	$ -	$ -
2142	633001234	380.0	$ -	$ -	$ -	$ -	$ -	$ -	$ -	$ -	$ -	$ -	$ -	$ -	$ -
2143	T626001235	367.1	$ -	$ -	$ -	$ -	$ -	$ -	$ -	$ -	$ -	$ -	$ -	$ -	$ -
2144	T626001235	368.0	$ -	$ -	$ -	$ -	$ -	$ -	$ -	$ -	$ -	$ -	$ -	$ -	$ -
2145	T626001235	369.0	$ -	$ -	$ -	$ -	$ -	$ -	$ -	$ -	$ -	$ -	$ -	$ -	$ -
2146	601001236	303.3	$ -	$ -	$ -	$ -	$ -	$ -	$ -	$ -	$ -	$ -	$ -	$ -	$ -
2147	601001237	303.3	$ -	$ -	$ -	$ -	$ -	$ -	$ -	$ -	$ -	$ -	$ -	$ -	$ -
2148	601001238	390.0	$ -	$ -	$ -	$ -	$ -	$ -	$ -	$ -	$ -	$ -	$ -	$ -	$ -
2149	610001239	390.0	$ -	$ -	$ -	$ -	$ -	$ -	$ -	$ -	$ -	$ -	$ -	$ -	$ -
2150	601001240	390.0	$ 7,372	$ 9,215	$ 11,058	$ 12,901	$ 14,744	$ 16,587	$ 18,430	$ 20,274	$ 22,117	$ 25,427	$ 28,737	$ 32,048	$ 35,358
2151	601001241	390.0	$ 8,423	$ 10,529	$ 12,635	$ 14,741	$ 16,847	$ 18,953	$ 21,059	$ 23,164	$ 25,270	$ 29,219	$ 33,168	$ 37,117	$ 41,066
2152	610001242	390.0	$ -	$ -	$ -	$ -	$ -	$ -	$ -	$ -	$ -	$ -	$ -	$ -	$ -
2153	601001243	391.2	$ -	$ -	$ -	$ -	$ -	$ -	$ -	$ -	$ -	$ -	$ -	$ -	$ -
2154	601001243	397.0	$ -	$ -	$ -	$ -	$ -	$ -	$ -	$ -	$ -	$ -	$ -	$ -	$ -
2155	601001243	398.0	$ -	$ -	$ -	$ -	$ -	$ -	$ -	$ -	$ -	$ -	$ -	$ -	$ -
2156	601001244	391.2	$ -	$ -	$ -	$ -	$ -	$ -	$ -	$ -	$ -	$ -	$ -	$ -	$ -
2157	601001244	397.0	$ -	$ -	$ -	$ -	$ -	$ -	$ -	$ -	$ -	$ -	$ -	$ -	$ -
2158	601001244	398.0	$ -	$ -	$ -	$ -	$ -	$ -	$ -	$ -	$ -	$ -	$ -	$ -	$ -
2159	601001245	391.2	$ -	$ -	$ -	$ -	$ -	$ -	$ -	$ -	$ -	$ -	$ -	$ -	$ -
2160	601001245	397.0	$ -	$ -	$ -	$ -	$ -	$ -	$ -	$ -	$ -	$ -	$ -	$ -	$ -
2161	601001245	398.0	$ -	$ -	$ -	$ -	$ -	$ -	$ -	$ -	$ -	$ -	$ -	$ -	$ -
2162	601001246	391.2	$ -	$ -	$ -	$ -	$ -	$ -	$ -	$ -	$ -	$ -	$ -	$ -	$ -
2163	601001246	397.0	$ -	$ -	$ -	$ -	$ -	$ -	$ -	$ -	$ -	$ -	$ -	$ -	$ -
2164	601001246	398.0	$ -	$ -	$ -	$ -	$ -	$ -	$ -	$ -	$ -	$ -	$ -	$ -	$ -
2165	T610001247	367.1	$ -	$ -	$ -	$ -	$ -	$ -	$ -	$ -	$ -	$ -	$ -	$ -	$ -

Sponsored by NMGC Witness Erik C. Buchanan

WP Plant 6 Accum Res Balances

NEW MEXICO GAS COMPANY, INC.

Accumulated Reserve Account
Base Period - 12 Months Ending March 31, 2023
Future Test Year - 12 Months Ending September 30, 2025

	A	B	AC	AD	AE	AF	AG
1							
2			Balance	Balance	Balance	Balance	Balance
3	Investment Number / Beginning Balance	FERC Account	**5/31/2025**	**6/30/2025**	**7/31/2025**	**8/31/2025**	**9/30/2025**
2120	601001227	398.0	$ -	$ -	$ -	$ -	$ -
2121	601001228	391.2	$ -	$ -	$ -	$ -	$ -
2122	601001228	397.0	$ -	$ -	$ -	$ -	$ -
2123	601001228	398.0	$ -	$ -	$ -	$ -	$ -
2124	601001229	391.2	$ -	$ -	$ -	$ -	$ -
2125	601001229	397.0	$ -	$ -	$ -	$ -	$ -
2126	601001229	398.0	$ -	$ -	$ -	$ -	$ -
2127	622001231	376.1	$ -	$ -	$ -	$ -	$ -
2128	622001231	376.2	$ -	$ -	$ -	$ -	$ -
2129	622001231	376.4	$ -	$ -	$ -	$ -	$ -
2130	622001231	380.0	$ -	$ -	$ -	$ -	$ -
2131	605001232	376.1	$ -	$ -	$ -	$ -	$ -
2132	605001232	376.2	$ -	$ -	$ -	$ -	$ -
2133	605001232	376.4	$ -	$ -	$ -	$ -	$ -
2134	605001232	380.0	$ -	$ -	$ -	$ -	$ -
2135	622001233	376.1	$ -	$ -	$ -	$ -	$ -
2136	622001233	376.2	$ -	$ -	$ -	$ -	$ -
2137	622001233	376.4	$ -	$ -	$ -	$ -	$ -
2138	622001233	380.0	$ -	$ -	$ -	$ -	$ -
2139	633001234	376.1	$ -	$ -	$ -	$ -	$ -
2140	633001234	376.2	$ -	$ -	$ -	$ -	$ -
2141	633001234	376.4	$ -	$ -	$ -	$ -	$ -
2142	633001234	380.0	$ -	$ -	$ -	$ -	$ -
2143	T626001235	367.1	$ -	$ -	$ -	$ -	$ -
2144	T626001235	368.0	$ -	$ -	$ -	$ -	$ -
2145	T626001235	369.0	$ -	$ -	$ -	$ -	$ -
2146	601001236	303.3	$ -	$ -	$ -	$ -	$ -
2147	601001237	303.3	$ -	$ -	$ -	$ -	$ -
2148	601001238	390.0	$ -	$ -	$ -	$ -	$ -
2149	610001239	390.0	$ -	$ -	$ -	$ -	$ -
2150	601001240	390.0	$ 38,669	$ 41,979	$ 45,290	$ 48,600	$ 51,911
2151	601001241	390.0	$ 45,015	$ 48,964	$ 52,913	$ 56,862	$ 60,811
2152	610001242	390.0	$ -	$ -	$ -	$ -	$ -
2153	601001243	391.2	$ -	$ -	$ -	$ -	$ -
2154	601001243	397.0	$ -	$ -	$ -	$ -	$ -
2155	601001243	398.0	$ -	$ -	$ -	$ -	$ -
2156	601001244	391.2	$ -	$ -	$ -	$ -	$ -
2157	601001244	397.0	$ -	$ -	$ -	$ -	$ -
2158	601001244	398.0	$ -	$ -	$ -	$ -	$ -
2159	601001245	391.2	$ -	$ -	$ -	$ -	$ -
2160	601001245	397.0	$ -	$ -	$ -	$ -	$ -
2161	601001245	398.0	$ -	$ -	$ -	$ -	$ -
2162	601001246	391.2	$ -	$ -	$ -	$ -	$ -
2163	601001246	397.0	$ -	$ -	$ -	$ -	$ -
2164	601001246	398.0	$ -	$ -	$ -	$ -	$ -
2165	T610001247	367.1	$ -	$ -	$ -	$ -	$ -

Sponsored by NMGC Witness Erik C. Buchanan

NEW MEXICO GAS COMPANY, INC.

Accumulated Reserve Account
Base Period - 12 Months Ending March 31, 2023
Future Test Year - 12 Months Ending September 30, 2025

	A	B	C	D	E	F	G	H	I	J	K	L	M	N	O
1			Adjusted Base Period												
2			Balance	Balance	Balance	Balance	Balance	Balance	Balance	Balance	Balance	Balance	Balance	Balance	Balance
3	Investment Number / Beginning Balance	FERC Account	3/31/2023	4/30/2023	5/31/2023	6/30/2023	7/31/2023	8/31/2023	9/30/2023	10/31/2023	11/30/2023	12/31/2023	1/31/2024	2/29/2024	3/31/2024
2166	629001248	376.1	$ -	$ -	$ -	$ -	$ -	$ -	$ -	$ -	$ -	$ -	$ -	$ -	$ -
2167	629001248	376.2	$ -	$ -	$ -	$ -	$ -	$ -	$ -	$ -	$ -	$ -	$ -	$ -	$ -
2168	629001248	376.4	$ -	$ -	$ -	$ -	$ -	$ -	$ -	$ -	$ -	$ -	$ -	$ -	$ -
2169	629001248	380.0	$ -	$ -	$ -	$ -	$ -	$ -	$ -	$ -	$ -	$ -	$ -	$ -	$ -
2170	605001249	376.1	$ -	$ -	$ -	$ -	$ -	$ -	$ -	$ -	$ -	$ -	$ -	$ -	$ -
2171	605001249	376.2	$ -	$ -	$ -	$ -	$ -	$ -	$ -	$ -	$ -	$ -	$ -	$ -	$ -
2172	605001249	376.4	$ -	$ -	$ -	$ -	$ -	$ -	$ -	$ -	$ -	$ -	$ -	$ -	$ -
2173	605001249	380.0	$ -	$ -	$ -	$ -	$ -	$ -	$ -	$ -	$ -	$ -	$ -	$ -	$ -
2174	T660001250	367.1	$ -	$ -	$ -	$ -	$ -	$ -	$ -	$ -	$ -	$ -	$ -	$ -	$ -
2175	T660001250	368.0	$ -	$ -	$ -	$ -	$ -	$ -	$ -	$ -	$ -	$ -	$ -	$ -	$ -
2176	T660001250	369.0	$ -	$ -	$ -	$ -	$ -	$ -	$ -	$ -	$ -	$ -	$ -	$ -	$ -
2177	T624001251	367.1	$ -	$ -	$ -	$ -	$ -	$ -	$ -	$ -	$ -	$ -	$ -	$ -	$ -
2178	T624001251	368.0	$ -	$ -	$ -	$ -	$ -	$ -	$ -	$ -	$ -	$ -	$ -	$ -	$ -
2179	T624001251	369.0	$ -	$ -	$ -	$ -	$ -	$ -	$ -	$ -	$ -	$ -	$ -	$ -	$ -
2180	685001252	376.1	$ -	$ -	$ -	$ -	$ -	$ -	$ -	$ -	$ -	$ -	$ -	$ -	$ -
2181	685001252	376.2	$ -	$ -	$ -	$ -	$ -	$ -	$ -	$ -	$ -	$ -	$ -	$ -	$ -
2182	685001252	376.4	$ -	$ -	$ -	$ -	$ -	$ -	$ -	$ -	$ -	$ -	$ -	$ -	$ -
2183	680001253	376.1	$ -	$ -	$ -	$ -	$ -	$ -	$ -	$ -	$ -	$ -	$ 2,234	$ 4,467	$ 6,701
2184	680001253	376.2	$ -	$ -	$ -	$ -	$ -	$ -	$ -	$ -	$ -	$ -	$ 1,671	$ 3,342	$ 5,012
2185	680001253	376.4	$ -	$ -	$ -	$ -	$ -	$ -	$ -	$ -	$ -	$ -	$ 1,695	$ 3,391	$ 5,086
2186	632001254	376.1	$ -	$ -	$ -	$ -	$ -	$ -	$ -	$ -	$ -	$ -	$ -	$ -	$ -
2187	632001254	376.2	$ -	$ -	$ -	$ -	$ -	$ -	$ -	$ -	$ -	$ -	$ -	$ -	$ -
2188	632001254	376.4	$ -	$ -	$ -	$ -	$ -	$ -	$ -	$ -	$ -	$ -	$ -	$ -	$ -
2189	632001254	380.0	$ -	$ -	$ -	$ -	$ -	$ -	$ -	$ -	$ -	$ -	$ -	$ -	$ -
2190	601001255	303.3	$ -	$ -	$ -	$ -	$ -	$ -	$ -	$ -	$ -	$ -	$ -	$ -	$ -
2191	T624001256	367.1	$ -	$ -	$ -	$ -	$ -	$ -	$ -	$ -	$ -	$ -	$ -	$ -	$ -
2192	T624001256	368.0	$ -	$ -	$ -	$ -	$ -	$ -	$ -	$ -	$ -	$ -	$ -	$ -	$ -
2193	T624001256	369.0	$ -	$ -	$ -	$ -	$ -	$ -	$ -	$ -	$ -	$ -	$ -	$ -	$ -
2194	601001257	376.2	$ -	$ -	$ -	$ -	$ -	$ -	$ -	$ -	$ -	$ -	$ -	$ -	$ -
2195	601001258	390.0	$ -	$ -	$ -	$ -	$ -	$ -	$ -	$ -	$ -	$ -	$ -	$ -	$ -
2196	601001259	394.0	$ -	$ -	$ -	$ -	$ -	$ -	$ -	$ -	$ -	$ -	$ -	$ -	$ -
2197	601001260	376.1	$ -	$ -	$ -	$ 116	$ 231	$ 347	$ 456	$ 566	$ 675	$ 784	$ 893	$ 1,002	$ 1,111
2198	601001260	376.2	$ -	$ -	$ -	$ 109	$ 217	$ 326	$ 438	$ 551	$ 664	$ 776	$ 889	$ 1,002	$ 1,114
2199	601001260	376.4	$ -	$ -	$ -	$ 46	$ 92	$ 139	$ 184	$ 229	$ 275	$ 320	$ 366	$ 411	$ 457
2200	601001260	380.0	$ -	$ -	$ -	$ 28	$ 56	$ 83	$ 95	$ 108	$ 120	$ 132	$ 144	$ 156	$ 169
2201	601001261	381.0	$ -	$ -	$ -	$ -	$ -	$ -	$ -	$ -	$ -	$ -	$ -	$ -	$ -
2202	601001261	381.1	$ -	$ -	$ -	$ -	$ -	$ -	$ -	$ -	$ -	$ -	$ -	$ -	$ -
2203	620001262	381.0	$ -	$ -	$ -	$ -	$ -	$ -	$ -	$ -	$ -	$ -	$ -	$ -	$ -
2204	620001262	381.1	$ -	$ -	$ -	$ -	$ -	$ -	$ -	$ -	$ -	$ -	$ -	$ -	$ -
2205	624001263	376.1	$ -	$ -	$ -	$ -	$ -	$ -	$ -	$ -	$ -	$ -	$ -	$ -	$ -
2206	624001263	376.2	$ -	$ -	$ -	$ -	$ -	$ -	$ -	$ -	$ -	$ -	$ -	$ -	$ -
2207	624001263	376.4	$ -	$ -	$ -	$ -	$ -	$ -	$ -	$ -	$ -	$ -	$ -	$ -	$ -
2208	601001264	303.3	$ -	$ -	$ -	$ -	$ -	$ -	$ -	$ -	$ -	$ -	$ -	$ -	$ -
2209	627001266	376.1	$ -	$ -	$ -	$ -	$ -	$ -	$ -	$ -	$ -	$ -	$ -	$ -	$ -
2210	627001266	376.2	$ -	$ -	$ -	$ -	$ -	$ -	$ -	$ -	$ -	$ -	$ -	$ -	$ -
2211	627001266	376.4	$ -	$ -	$ -	$ -	$ -	$ -	$ -	$ -	$ -	$ -	$ -	$ -	$ -

Sponsored by NMGC Witness Erik C. Buchanan

WP Plant 6 Accum Res Balances

NEW MEXICO GAS COMPANY, INC.

Accumulated Reserve Account
Base Period - 12 Months Ending March 31, 2023
Future Test Year - 12 Months Ending September 30, 2025

	A	B	P	Q	R	S	T	U	V	W	X	Y	Z	AA	AB
1															
2			Balance	Balance	Balance	Balance	Balance	Balance	Balance	Balance	Balance	Balance	Balance	Balance	Balance
3	Investment Number / Beginning Balance	FERC Account	4/30/2024	5/31/2024	6/30/2024	7/31/2024	8/31/2024	9/30/2024	10/31/2024	11/30/2024	12/31/2024	1/31/2025	2/28/2025	3/31/2025	4/30/2025
2166	629001248	376.1	$ -	$ -	$ -	$ -	$ -	$ -	$ -	$ -	$ -	$ -	$ -	$ -	$ -
2167	629001248	376.2	$ -	$ -	$ -	$ -	$ -	$ -	$ -	$ -	$ -	$ -	$ -	$ -	$ -
2168	629001248	376.4	$ -	$ -	$ -	$ -	$ -	$ -	$ -	$ -	$ -	$ -	$ -	$ -	$ -
2169	629001248	380.0	$ -	$ -	$ -	$ -	$ -	$ -	$ -	$ -	$ -	$ -	$ -	$ -	$ -
2170	605001249	376.1	$ -	$ -	$ -	$ -	$ -	$ -	$ -	$ -	$ -	$ -	$ -	$ -	$ -
2171	605001249	376.2	$ -	$ -	$ -	$ -	$ -	$ -	$ -	$ -	$ -	$ -	$ -	$ -	$ -
2172	605001249	376.4	$ -	$ -	$ -	$ -	$ -	$ -	$ -	$ -	$ -	$ -	$ -	$ -	$ -
2173	605001249	380.0	$ -	$ -	$ -	$ -	$ -	$ -	$ -	$ -	$ -	$ -	$ -	$ -	$ -
2174	T660001250	367.1	$ -	$ -	$ -	$ -	$ -	$ -	$ -	$ -	$ -	$ -	$ -	$ -	$ -
2175	T660001250	368.0	$ -	$ -	$ -	$ -	$ -	$ -	$ -	$ -	$ -	$ -	$ -	$ -	$ -
2176	T660001250	369.0	$ -	$ -	$ -	$ -	$ -	$ -	$ -	$ -	$ -	$ -	$ -	$ -	$ -
2177	T624001251	367.1	$ -	$ -	$ -	$ -	$ -	$ -	$ -	$ -	$ -	$ -	$ -	$ -	$ -
2178	T624001251	368.0	$ -	$ -	$ -	$ -	$ -	$ -	$ -	$ -	$ -	$ -	$ -	$ -	$ -
2179	T624001251	369.0	$ -	$ -	$ -	$ -	$ -	$ -	$ -	$ -	$ -	$ -	$ -	$ -	$ -
2180	685001252	376.1	$ -	$ -	$ -	$ -	$ -	$ -	$ -	$ -	$ -	$ -	$ -	$ -	$ -
2181	685001252	376.2	$ -	$ -	$ -	$ -	$ -	$ -	$ -	$ -	$ -	$ -	$ -	$ -	$ -
2182	685001252	376.4	$ -	$ -	$ -	$ -	$ -	$ -	$ -	$ -	$ -	$ -	$ -	$ -	$ -
2183	680001253	376.1	$ 8,935	$ 11,168	$ 13,402	$ 15,635	$ 17,869	$ 20,103	$ 22,336	$ 24,570	$ 26,804	$ 29,037	$ 31,271	$ 33,505	$ 35,738
2184	680001253	376.2	$ 6,683	$ 8,354	$ 10,025	$ 11,696	$ 13,366	$ 15,037	$ 16,708	$ 18,379	$ 20,050	$ 21,720	$ 23,391	$ 25,062	$ 26,733
2185	680001253	376.4	$ 6,781	$ 8,476	$ 10,172	$ 11,867	$ 13,562	$ 15,258	$ 16,953	$ 18,648	$ 20,343	$ 22,039	$ 23,734	$ 25,429	$ 27,125
2186	632001254	376.1	$ -	$ -	$ -	$ -	$ -	$ -	$ -	$ -	$ -	$ -	$ -	$ -	$ -
2187	632001254	376.2	$ -	$ -	$ -	$ -	$ -	$ -	$ -	$ -	$ -	$ -	$ -	$ -	$ -
2188	632001254	376.4	$ -	$ -	$ -	$ -	$ -	$ -	$ -	$ -	$ -	$ -	$ -	$ -	$ -
2189	632001254	380.0	$ -	$ -	$ -	$ -	$ -	$ -	$ -	$ -	$ -	$ -	$ -	$ -	$ -
2190	601001255	303.3	$ -	$ -	$ -	$ -	$ -	$ -	$ -	$ -	$ -	$ -	$ -	$ -	$ -
2191	T624001256	367.1	$ -	$ -	$ -	$ -	$ -	$ -	$ -	$ -	$ -	$ -	$ -	$ -	$ -
2192	T624001256	368.0	$ -	$ -	$ -	$ -	$ -	$ -	$ -	$ -	$ -	$ -	$ -	$ -	$ -
2193	T624001256	369.0	$ -	$ -	$ -	$ -	$ -	$ -	$ -	$ -	$ -	$ -	$ -	$ -	$ -
2194	601001257	376.2	$ -	$ -	$ -	$ -	$ -	$ -	$ -	$ -	$ -	$ -	$ -	$ -	$ -
2195	601001258	390.0	$ -	$ -	$ -	$ -	$ -	$ -	$ -	$ -	$ -	$ -	$ -	$ -	$ -
2196	601001259	394.0	$ -	$ -	$ -	$ -	$ -	$ -	$ -	$ -	$ -	$ -	$ -	$ -	$ -
2197	601001260	376.1	$ 1,221	$ 1,330	$ 1,439	$ 1,548	$ 1,657	$ 1,766	$ 1,876	$ 1,985	$ 2,094	$ 2,203	$ 2,312	$ 2,421	$ 2,531
2198	601001260	376.2	$ 1,227	$ 1,340	$ 1,452	$ 1,565	$ 1,678	$ 1,790	$ 1,903	$ 2,016	$ 2,128	$ 2,241	$ 2,354	$ 2,466	$ 2,579
2199	601001260	376.4	$ 502	$ 548	$ 593	$ 639	$ 684	$ 730	$ 775	$ 821	$ 866	$ 912	$ 957	$ 1,002	$ 1,048
2200	601001260	380.0	$ 181	$ 193	$ 205	$ 217	$ 230	$ 242	$ 254	$ 266	$ 278	$ 290	$ 303	$ 315	$ 327
2201	601001261	381.0	$ -	$ -	$ -	$ -	$ -	$ -	$ -	$ -	$ -	$ -	$ -	$ -	$ -
2202	601001261	381.1	$ -	$ -	$ -	$ -	$ -	$ -	$ -	$ -	$ -	$ -	$ -	$ -	$ -
2203	620001262	381.0	$ -	$ -	$ -	$ -	$ -	$ -	$ -	$ -	$ -	$ -	$ -	$ -	$ -
2204	620001262	381.1	$ -	$ -	$ -	$ -	$ -	$ -	$ -	$ -	$ -	$ -	$ -	$ -	$ -
2205	624001263	376.1	$ -	$ -	$ -	$ -	$ -	$ -	$ -	$ -	$ -	$ -	$ -	$ -	$ -
2206	624001263	376.2	$ -	$ -	$ -	$ -	$ -	$ -	$ -	$ -	$ -	$ -	$ -	$ -	$ -
2207	624001263	376.4	$ -	$ -	$ -	$ -	$ -	$ -	$ -	$ -	$ -	$ -	$ -	$ -	$ -
2208	601001264	303.3	$ -	$ -	$ -	$ -	$ -	$ -	$ -	$ -	$ -	$ -	$ -	$ -	$ -
2209	627001266	376.1	$ -	$ -	$ -	$ -	$ -	$ -	$ -	$ -	$ -	$ -	$ -	$ -	$ -
2210	627001266	376.2	$ -	$ -	$ -	$ -	$ -	$ -	$ -	$ -	$ -	$ -	$ -	$ -	$ -
2211	627001266	376.4	$ -	$ -	$ -	$ -	$ -	$ -	$ -	$ -	$ -	$ -	$ -	$ -	$ -

Sponsored by NMGC Witness Erik C. Buchanan

WP Plant 6 Accum Res Balances

NEW MEXICO GAS COMPANY, INC.

Accumulated Reserve Account
Base Period - 12 Months Ending March 31, 2023
Future Test Year - 12 Months Ending September 30, 2025

	A	B	AC	AD	AE	AF	AG
1							
2			Balance	Balance	Balance	Balance	Balance
3	Investment Number / Beginning Balance	FERC Account	**5/31/2025**	**6/30/2025**	**7/31/2025**	**8/31/2025**	**9/30/2025**
2166	629001248	376.1	$ -	$ -	$ -	$ -	$ -
2167	629001248	376.2	$ -	$ -	$ -	$ -	$ -
2168	629001248	376.4	$ -	$ -	$ -	$ -	$ -
2169	629001248	380.0	$ -	$ -	$ -	$ -	$ -
2170	605001249	376.1	$ -	$ -	$ -	$ -	$ -
2171	605001249	376.2	$ -	$ -	$ -	$ -	$ -
2172	605001249	376.4	$ -	$ -	$ -	$ -	$ -
2173	605001249	380.0	$ -	$ -	$ -	$ -	$ -
2174	T660001250	367.1	$ -	$ -	$ -	$ -	$ -
2175	T660001250	368.0	$ -	$ -	$ -	$ -	$ -
2176	T660001250	369.0	$ -	$ -	$ -	$ -	$ -
2177	T624001251	367.1	$ -	$ -	$ -	$ -	$ -
2178	T624001251	368.0	$ -	$ -	$ -	$ -	$ -
2179	T624001251	369.0	$ -	$ -	$ -	$ -	$ -
2180	685001252	376.1	$ -	$ -	$ -	$ -	$ -
2181	685001252	376.2	$ -	$ -	$ -	$ -	$ -
2182	685001252	376.4	$ -	$ -	$ -	$ -	$ -
2183	680001253	376.1	$ 37,972	$ 40,205	$ 42,439	$ 44,673	$ 46,906
2184	680001253	376.2	$ 28,404	$ 30,074	$ 31,745	$ 33,416	$ 35,087
2185	680001253	376.4	$ 28,820	$ 30,515	$ 32,211	$ 33,906	$ 35,601
2186	632001254	376.1	$ -	$ -	$ -	$ -	$ -
2187	632001254	376.2	$ -	$ -	$ -	$ -	$ -
2188	632001254	376.4	$ -	$ -	$ -	$ -	$ -
2189	632001254	380.0	$ -	$ -	$ -	$ -	$ -
2190	601001255	303.3	$ -	$ -	$ -	$ -	$ -
2191	T624001256	367.1	$ -	$ -	$ -	$ -	$ -
2192	T624001256	368.0	$ -	$ -	$ -	$ -	$ -
2193	T624001256	369.0	$ -	$ -	$ -	$ -	$ -
2194	601001257	376.2	$ -	$ -	$ -	$ -	$ -
2195	601001258	390.0	$ -	$ -	$ -	$ -	$ -
2196	601001259	394.0	$ -	$ -	$ -	$ -	$ -
2197	601001260	376.1	$ 2,640	$ 2,749	$ 2,858	$ 2,967	$ 3,077
2198	601001260	376.2	$ 2,692	$ 2,804	$ 2,917	$ 3,030	$ 3,142
2199	601001260	376.4	$ 1,093	$ 1,139	$ 1,184	$ 1,230	$ 1,275
2200	601001260	380.0	$ 339	$ 351	$ 364	$ 376	$ 388
2201	601001261	381.0	$ -	$ -	$ -	$ -	$ -
2202	601001261	381.1	$ -	$ -	$ -	$ -	$ -
2203	620001262	381.0	$ -	$ -	$ -	$ -	$ -
2204	620001262	381.1	$ -	$ -	$ -	$ -	$ -
2205	624001263	376.1	$ -	$ -	$ -	$ -	$ -
2206	624001263	376.2	$ -	$ -	$ -	$ -	$ -
2207	624001263	376.4	$ -	$ -	$ -	$ -	$ -
2208	601001264	303.3	$ -	$ -	$ -	$ -	$ -
2209	627001266	376.1	$ -	$ -	$ -	$ -	$ -
2210	627001266	376.2	$ -	$ -	$ -	$ -	$ -
2211	627001266	376.4	$ -	$ -	$ -	$ -	$ -

Sponsored by NMGC Witness Erik C. Buchanan

NEW MEXICO GAS COMPANY, INC.

Accumulated Reserve Account
Base Period - 12 Months Ending March 31, 2023
Future Test Year - 12 Months Ending September 30, 2025

	A	B	C	D	E	F	G	H	I	J	K	L	M	N	O
1			Adjusted Base Period												
2			Balance	Balance	Balance	Balance	Balance	Balance	Balance	Balance	Balance	Balance	Balance	Balance	Balance
3	Investment Number / Beginning Balance	FERC Account	**3/31/2023**	**4/30/2023**	**5/31/2023**	**6/30/2023**	**7/31/2023**	**8/31/2023**	**9/30/2023**	**10/31/2023**	**11/30/2023**	**12/31/2023**	**1/31/2024**	**2/29/2024**	**3/31/2024**
2212	627001266	380.0	$ -	$ -	$ -	$ -	$ -	$ -	$ -	$ -	$ -	$ -	$ -	$ -	$ -
2213	627001268	376.1	$ -	$ -	$ -	$ -	$ -	$ -	$ -	$ -	$ -	$ -	$ -	$ -	$ -
2214	627001268	376.2	$ -	$ -	$ -	$ -	$ -	$ -	$ -	$ -	$ -	$ -	$ -	$ -	$ -
2215	627001268	376.4	$ -	$ -	$ -	$ -	$ -	$ -	$ -	$ -	$ -	$ -	$ -	$ -	$ -
2216	627001268	380.0	$ -	$ -	$ -	$ -	$ -	$ -	$ -	$ -	$ -	$ -	$ -	$ -	$ -
2217	627001269	376.1	$ -	$ -	$ -	$ -	$ -	$ -	$ -	$ -	$ -	$ -	$ -	$ -	$ -
2218	627001269	376.2	$ -	$ -	$ -	$ -	$ -	$ -	$ -	$ -	$ -	$ -	$ -	$ -	$ -
2219	627001269	376.4	$ -	$ -	$ -	$ -	$ -	$ -	$ -	$ -	$ -	$ -	$ -	$ -	$ -
2220	627001269	380.0	$ -	$ -	$ -	$ -	$ -	$ -	$ -	$ -	$ -	$ -	$ -	$ -	$ -
2221	T610001270	367.1	$ -	$ -	$ -	$ -	$ -	$ -	$ -	$ -	$ -	$ -	$ -	$ -	$ -
2222	T610001270	368.0	$ -	$ -	$ -	$ -	$ -	$ -	$ -	$ -	$ -	$ -	$ -	$ -	$ -
2223	T610001270	369.0	$ -	$ -	$ -	$ -	$ -	$ -	$ -	$ -	$ -	$ -	$ -	$ -	$ -
2224	601001271	391.2	$ -	$ -	$ -	$ -	$ -	$ -	$ -	$ -	$ -	$ -	$ -	$ -	$ -
2225	601001271	397.0	$ -	$ -	$ -	$ -	$ -	$ -	$ -	$ -	$ -	$ -	$ -	$ -	$ -
2226	601001271	398.0	$ -	$ -	$ -	$ -	$ -	$ -	$ -	$ -	$ -	$ -	$ -	$ -	$ -
2227	601001272	376.1	$ -	$ -	$ -	$ -	$ -	$ -	$ -	$ -	$ -	$ -	$ -	$ -	$ -
2228	601001272	376.2	$ -	$ -	$ -	$ -	$ -	$ -	$ -	$ -	$ -	$ -	$ -	$ -	$ -
2229	601001272	376.4	$ -	$ -	$ -	$ -	$ -	$ -	$ -	$ -	$ -	$ -	$ -	$ -	$ -
2230	601001273	378.0	$ -	$ -	$ -	$ -	$ -	$ -	$ -	$ -	$ -	$ -	$ -	$ -	$ -
2231	601001273	385.0	$ -	$ -	$ -	$ -	$ -	$ -	$ -	$ -	$ -	$ -	$ -	$ -	$ -
2232	601001275	378.0	$ -	$ -	$ -	$ -	$ -	$ -	$ -	$ -	$ -	$ -	$ -	$ -	$ -
2233	601001275	385.0	$ -	$ -	$ -	$ -	$ -	$ -	$ -	$ -	$ -	$ -	$ -	$ -	$ -
2234	601001277	378.0	$ -	$ -	$ -	$ -	$ -	$ -	$ -	$ 9	$ 17	$ 26	$ 34	$ 43	$ 51
2235	601001277	385.0	$ -	$ -	$ -	$ -	$ -	$ -	$ -	$ 18	$ 37	$ 55	$ 74	$ 92	$ 110
2236	601001278	378.0	$ -	$ -	$ -	$ -	$ -	$ -	$ -	$ -	$ -	$ -	$ -	$ -	$ -
2237	601001278	385.0	$ -	$ -	$ -	$ -	$ -	$ -	$ -	$ -	$ -	$ -	$ -	$ -	$ -
2238	T621001279	367.1	$ -	$ -	$ -	$ -	$ -	$ -	$ -	$ -	$ -	$ -	$ -	$ -	$ -
2239	T621001279	368.0	$ -	$ -	$ -	$ -	$ -	$ -	$ -	$ -	$ -	$ -	$ -	$ -	$ -
2240	T621001279	369.0	$ -	$ -	$ -	$ -	$ -	$ -	$ -	$ -	$ -	$ -	$ -	$ -	$ -
2241	T660001280	367.1	$ -	$ -	$ -	$ -	$ -	$ -	$ -	$ -	$ -	$ -	$ -	$ -	$ -
2242	T680001281	367.1	$ -	$ -	$ -	$ -	$ -	$ -	$ -	$ -	$ -	$ -	$ -	$ -	$ -
2243	T680001281	368.0	$ -	$ -	$ -	$ -	$ -	$ -	$ -	$ -	$ -	$ -	$ -	$ -	$ -
2244	T680001281	369.0	$ -	$ -	$ -	$ -	$ -	$ -	$ -	$ -	$ -	$ -	$ -	$ -	$ -
2245	T610001282	367.1	$ -	$ -	$ -	$ -	$ -	$ -	$ -	$ -	$ -	$ -	$ -	$ -	$ -
2246	T610001282	368.0	$ -	$ -	$ -	$ -	$ -	$ -	$ -	$ -	$ -	$ -	$ -	$ -	$ -
2247	T610001282	369.0	$ -	$ -	$ -	$ -	$ -	$ -	$ -	$ -	$ -	$ -	$ -	$ -	$ -
2248	T610001283	367.1	$ -	$ -	$ -	$ -	$ -	$ -	$ -	$ -	$ -	$ -	$ -	$ -	$ -
2249	T610001283	368.0	$ -	$ -	$ -	$ -	$ -	$ -	$ -	$ -	$ -	$ -	$ -	$ -	$ -
2250	T610001283	369.0	$ -	$ -	$ -	$ -	$ -	$ -	$ -	$ -	$ -	$ -	$ -	$ -	$ -
2251	T610001284	367.1	$ -	$ -	$ -	$ -	$ -	$ -	$ -	$ -	$ -	$ -	$ -	$ -	$ -
2252	T610001284	368.0	$ -	$ -	$ -	$ -	$ -	$ -	$ -	$ -	$ -	$ -	$ -	$ -	$ -
2253	T610001284	369.0	$ -	$ -	$ -	$ -	$ -	$ -	$ -	$ -	$ -	$ -	$ -	$ -	$ -
2254	T624001285	367.1	$ -	$ -	$ -	$ -	$ -	$ -	$ -	$ -	$ -	$ -	$ -	$ -	$ -
2255	T624001285	368.0	$ -	$ -	$ -	$ -	$ -	$ -	$ -	$ -	$ -	$ -	$ -	$ -	$ -
2256	T624001285	369.0	$ -	$ -	$ -	$ -	$ -	$ -	$ -	$ -	$ -	$ -	$ -	$ -	$ -
2257	T624001286	367.1	$ -	$ -	$ -	$ -	$ -	$ -	$ -	$ -	$ -	$ -	$ -	$ -	$ -

Sponsored by NMGC Witness Erik C. Buchanan

WP Plant 6 Accum Res Balances

NEW MEXICO GAS COMPANY, INC.

Accumulated Reserve Account
Base Period - 12 Months Ending March 31, 2023
Future Test Year - 12 Months Ending September 30, 2025

	A	B	P	Q	R	S	T	U	V	W	X	Y	Z	AA	AB
1															
2			Balance	Balance	Balance	Balance	Balance	Balance	Balance	Balance	Balance	Balance	Balance	Balance	Balance
3	Investment Number / Beginning Balance	FERC Account	4/30/2024	5/31/2024	6/30/2024	7/31/2024	8/31/2024	9/30/2024	10/31/2024	11/30/2024	12/31/2024	1/31/2025	2/28/2025	3/31/2025	4/30/2025
2212	627001266	380.0	$ -	$ -	$ -	$ -	$ -	$ -	$ -	$ -	$ -	$ -	$ -	$ -	$ -
2213	627001268	376.1	$ -	$ -	$ -	$ -	$ -	$ -	$ -	$ -	$ -	$ -	$ -	$ -	$ -
2214	627001268	376.2	$ -	$ -	$ -	$ -	$ -	$ -	$ -	$ -	$ -	$ -	$ -	$ -	$ -
2215	627001268	376.4	$ -	$ -	$ -	$ -	$ -	$ -	$ -	$ -	$ -	$ -	$ -	$ -	$ -
2216	627001268	380.0	$ -	$ -	$ -	$ -	$ -	$ -	$ -	$ -	$ -	$ -	$ -	$ -	$ -
2217	627001269	376.1	$ -	$ -	$ -	$ -	$ -	$ -	$ -	$ -	$ -	$ -	$ -	$ -	$ -
2218	627001269	376.2	$ -	$ -	$ -	$ -	$ -	$ -	$ -	$ -	$ -	$ -	$ -	$ -	$ -
2219	627001269	376.4	$ -	$ -	$ -	$ -	$ -	$ -	$ -	$ -	$ -	$ -	$ -	$ -	$ -
2220	627001269	380.0	$ -	$ -	$ -	$ -	$ -	$ -	$ -	$ -	$ -	$ -	$ -	$ -	$ -
2221	T610001270	367.1	$ -	$ -	$ -	$ -	$ -	$ -	$ -	$ -	$ -	$ -	$ -	$ -	$ -
2222	T610001270	368.0	$ -	$ -	$ -	$ -	$ -	$ -	$ -	$ -	$ -	$ -	$ -	$ -	$ -
2223	T610001270	369.0	$ -	$ -	$ -	$ -	$ -	$ -	$ -	$ -	$ -	$ -	$ -	$ -	$ -
2224	601001271	391.2	$ -	$ -	$ -	$ -	$ -	$ -	$ -	$ -	$ -	$ -	$ -	$ -	$ -
2225	601001271	397.0	$ -	$ -	$ -	$ -	$ -	$ -	$ -	$ -	$ -	$ -	$ -	$ -	$ -
2226	601001271	398.0	$ -	$ -	$ -	$ -	$ -	$ -	$ -	$ -	$ -	$ -	$ -	$ -	$ -
2227	601001272	376.1	$ -	$ -	$ -	$ -	$ -	$ -	$ -	$ -	$ -	$ -	$ -	$ -	$ -
2228	601001272	376.2	$ -	$ -	$ -	$ -	$ -	$ -	$ -	$ -	$ -	$ -	$ -	$ -	$ -
2229	601001272	376.4	$ -	$ -	$ -	$ -	$ -	$ -	$ -	$ -	$ -	$ -	$ -	$ -	$ -
2230	601001273	378.0	$ -	$ -	$ -	$ -	$ -	$ -	$ -	$ -	$ -	$ -	$ -	$ -	$ -
2231	601001273	385.0	$ -	$ -	$ -	$ -	$ -	$ -	$ -	$ -	$ -	$ -	$ -	$ -	$ -
2232	601001275	378.0	$ -	$ -	$ -	$ -	$ -	$ -	$ -	$ -	$ -	$ -	$ -	$ -	$ -
2233	601001275	385.0	$ -	$ -	$ -	$ -	$ -	$ -	$ -	$ -	$ -	$ -	$ -	$ -	$ -
2234	601001277	378.0	$ 60	$ 68	$ 77	$ 85	$ 94	$ 102	$ 111	$ 119	$ 128	$ 137	$ 145	$ 154	$ 162
2235	601001277	385.0	$ 129	$ 147	$ 165	$ 184	$ 202	$ 221	$ 239	$ 257	$ 276	$ 294	$ 313	$ 331	$ 349
2236	601001278	378.0	$ -	$ -	$ -	$ -	$ -	$ -	$ -	$ -	$ -	$ -	$ -	$ -	$ -
2237	601001278	385.0	$ -	$ -	$ -	$ -	$ -	$ -	$ -	$ -	$ -	$ -	$ -	$ -	$ -
2238	T621001279	367.1	$ -	$ -	$ -	$ -	$ -	$ -	$ -	$ -	$ -	$ -	$ -	$ -	$ -
2239	T621001279	368.0	$ -	$ -	$ -	$ -	$ -	$ -	$ -	$ -	$ -	$ -	$ -	$ -	$ -
2240	T621001279	369.0	$ -	$ -	$ -	$ -	$ -	$ -	$ -	$ -	$ -	$ -	$ -	$ -	$ -
2241	T660001280	367.1	$ -	$ -	$ -	$ -	$ -	$ -	$ -	$ -	$ -	$ -	$ -	$ -	$ -
2242	T680001281	367.1	$ -	$ -	$ -	$ -	$ -	$ -	$ -	$ -	$ -	$ -	$ -	$ -	$ -
2243	T680001281	368.0	$ -	$ -	$ -	$ -	$ -	$ -	$ -	$ -	$ -	$ -	$ -	$ -	$ -
2244	T680001281	369.0	$ -	$ -	$ -	$ -	$ -	$ -	$ -	$ -	$ -	$ -	$ -	$ -	$ -
2245	T610001282	367.1	$ -	$ -	$ -	$ -	$ -	$ -	$ -	$ -	$ -	$ -	$ -	$ -	$ -
2246	T610001282	368.0	$ -	$ -	$ -	$ -	$ -	$ -	$ -	$ -	$ -	$ -	$ -	$ -	$ -
2247	T610001282	369.0	$ -	$ -	$ -	$ -	$ -	$ -	$ -	$ -	$ -	$ -	$ -	$ -	$ -
2248	T610001283	367.1	$ -	$ -	$ -	$ -	$ -	$ -	$ -	$ -	$ -	$ -	$ -	$ -	$ -
2249	T610001283	368.0	$ -	$ -	$ -	$ -	$ -	$ -	$ -	$ -	$ -	$ -	$ -	$ -	$ -
2250	T610001283	369.0	$ -	$ -	$ -	$ -	$ -	$ -	$ -	$ -	$ -	$ -	$ -	$ -	$ -
2251	T610001284	367.1	$ -	$ -	$ -	$ -	$ -	$ -	$ -	$ -	$ -	$ -	$ -	$ -	$ -
2252	T610001284	368.0	$ -	$ -	$ -	$ -	$ -	$ -	$ -	$ -	$ -	$ -	$ -	$ -	$ -
2253	T610001284	369.0	$ -	$ -	$ -	$ -	$ -	$ -	$ -	$ -	$ -	$ -	$ -	$ -	$ -
2254	T624001285	367.1	$ -	$ -	$ -	$ -	$ -	$ -	$ -	$ -	$ -	$ -	$ -	$ -	$ -
2255	T624001285	368.0	$ -	$ -	$ -	$ -	$ -	$ -	$ -	$ -	$ -	$ -	$ -	$ -	$ -
2256	T624001285	369.0	$ -	$ -	$ -	$ -	$ -	$ -	$ -	$ -	$ -	$ -	$ -	$ -	$ -
2257	T624001286	367.1	$ -	$ -	$ -	$ -	$ -	$ -	$ -	$ -	$ -	$ -	$ -	$ -	$ -

Sponsored by NMGC Witness Erik C. Buchanan

WP Plant 6 Accum Res Balances

NEW MEXICO GAS COMPANY, INC.

Accumulated Reserve Account
Base Period - 12 Months Ending March 31, 2023
Future Test Year - 12 Months Ending September 30, 2025

	A	B	AC	AD	AE	AF	AG
1							
2			Balance	Balance	Balance	Balance	Balance
3	Investment Number / Beginning Balance	FERC Account	**5/31/2025**	**6/30/2025**	**7/31/2025**	**8/31/2025**	**9/30/2025**
2212	627001266	380.0	$ -	$ -	$ -	$ -	$ -
2213	627001268	376.1	$ -	$ -	$ -	$ -	$ -
2214	627001268	376.2	$ -	$ -	$ -	$ -	$ -
2215	627001268	376.4	$ -	$ -	$ -	$ -	$ -
2216	627001268	380.0	$ -	$ -	$ -	$ -	$ -
2217	627001269	376.1	$ -	$ -	$ -	$ -	$ -
2218	627001269	376.2	$ -	$ -	$ -	$ -	$ -
2219	627001269	376.4	$ -	$ -	$ -	$ -	$ -
2220	627001269	380.0	$ -	$ -	$ -	$ -	$ -
2221	T610001270	367.1	$ -	$ -	$ -	$ -	$ -
2222	T610001270	368.0	$ -	$ -	$ -	$ -	$ -
2223	T610001270	369.0	$ -	$ -	$ -	$ -	$ -
2224	601001271	391.2	$ -	$ -	$ -	$ -	$ -
2225	601001271	397.0	$ -	$ -	$ -	$ -	$ -
2226	601001271	398.0	$ -	$ -	$ -	$ -	$ -
2227	601001272	376.1	$ -	$ -	$ -	$ -	$ -
2228	601001272	376.2	$ -	$ -	$ -	$ -	$ -
2229	601001272	376.4	$ -	$ -	$ -	$ -	$ -
2230	601001273	378.0	$ -	$ -	$ -	$ -	$ -
2231	601001273	385.0	$ -	$ -	$ -	$ -	$ -
2232	601001275	378.0	$ -	$ -	$ -	$ -	$ -
2233	601001275	385.0	$ -	$ -	$ -	$ -	$ -
2234	601001277	378.0	$ 171	$ 179	$ 188	$ 196	$ 205
2235	601001277	385.0	$ 368	$ 386	$ 404	$ 423	$ 441
2236	601001278	378.0	$ -	$ -	$ -	$ -	$ -
2237	601001278	385.0	$ -	$ -	$ -	$ -	$ -
2238	T621001279	367.1	$ -	$ -	$ -	$ -	$ -
2239	T621001279	368.0	$ -	$ -	$ -	$ -	$ -
2240	T621001279	369.0	$ -	$ -	$ -	$ -	$ -
2241	T660001280	367.1	$ -	$ -	$ -	$ -	$ -
2242	T680001281	367.1	$ -	$ -	$ -	$ -	$ -
2243	T680001281	368.0	$ -	$ -	$ -	$ -	$ -
2244	T680001281	369.0	$ -	$ -	$ -	$ -	$ -
2245	T610001282	367.1	$ -	$ -	$ -	$ -	$ -
2246	T610001282	368.0	$ -	$ -	$ -	$ -	$ -
2247	T610001282	369.0	$ -	$ -	$ -	$ -	$ -
2248	T610001283	367.1	$ -	$ -	$ -	$ -	$ -
2249	T610001283	368.0	$ -	$ -	$ -	$ -	$ -
2250	T610001283	369.0	$ -	$ -	$ -	$ -	$ -
2251	T610001284	367.1	$ -	$ -	$ -	$ -	$ -
2252	T610001284	368.0	$ -	$ -	$ -	$ -	$ -
2253	T610001284	369.0	$ -	$ -	$ -	$ -	$ -
2254	T624001285	367.1	$ -	$ -	$ -	$ -	$ -
2255	T624001285	368.0	$ -	$ -	$ -	$ -	$ -
2256	T624001285	369.0	$ -	$ -	$ -	$ -	$ -
2257	T624001286	367.1	$ -	$ -	$ -	$ -	$ -

Sponsored by NMGC Witness Erik C. Buchanan

NEW MEXICO GAS COMPANY, INC.

Accumulated Reserve Account
Base Period - 12 Months Ending March 31, 2023
Future Test Year - 12 Months Ending September 30, 2025

	A	B	C	D	E	F	G	H	I	J	K	L	M	N	O
1			Adjusted Base Period												
2			Balance	Balance	Balance	Balance	Balance	Balance	Balance	Balance	Balance	Balance	Balance	Balance	Balance
3	Investment Number / Beginning Balance	FERC Account	3/31/2023	4/30/2023	5/31/2023	6/30/2023	7/31/2023	8/31/2023	9/30/2023	10/31/2023	11/30/2023	12/31/2023	1/31/2024	2/29/2024	3/31/2024
2258	T624001286	368.0	$ -	$ -	$ -	$ -	$ -	$ -	$ -	$ -	$ -	$ -	$ -	$ -	$ -
2259	T624001286	369.0	$ -	$ -	$ -	$ -	$ -	$ -	$ -	$ -	$ -	$ -	$ -	$ -	$ -
2260	T621001287	367.1	$ -	$ -	$ -	$ -	$ -	$ -	$ -	$ -	$ -	$ -	$ -	$ -	$ -
2261	T621001287	368.0	$ -	$ -	$ -	$ -	$ -	$ -	$ -	$ -	$ -	$ -	$ -	$ -	$ -
2262	T621001287	369.0	$ -	$ -	$ -	$ -	$ -	$ -	$ -	$ -	$ -	$ -	$ -	$ -	$ -
2263	T621001288	367.1	$ -	$ -	$ -	$ -	$ -	$ -	$ -	$ -	$ -	$ -	$ -	$ -	$ -
2264	T621001288	368.0	$ -	$ -	$ -	$ -	$ -	$ -	$ -	$ -	$ -	$ -	$ -	$ -	$ -
2265	T621001288	369.0	$ -	$ -	$ -	$ -	$ -	$ -	$ -	$ -	$ -	$ -	$ -	$ -	$ -
2266	T610001289	367.1	$ -	$ -	$ -	$ -	$ -	$ -	$ -	$ -	$ -	$ -	$ -	$ -	$ -
2267	T610001289	368.0	$ -	$ -	$ -	$ -	$ -	$ -	$ -	$ -	$ -	$ -	$ -	$ -	$ -
2268	T610001289	369.0	$ -	$ -	$ -	$ -	$ -	$ -	$ -	$ -	$ -	$ -	$ -	$ -	$ -
2269	T610001290	367.1	$ -	$ -	$ -	$ -	$ -	$ -	$ -	$ -	$ -	$ -	$ -	$ -	$ -
2270	T610001290	368.0	$ -	$ -	$ -	$ -	$ -	$ -	$ -	$ -	$ -	$ -	$ -	$ -	$ -
2271	T610001290	369.0	$ -	$ -	$ -	$ -	$ -	$ -	$ -	$ -	$ -	$ -	$ -	$ -	$ -
2272	T610001291	367.1	$ -	$ -	$ -	$ -	$ -	$ -	$ -	$ -	$ -	$ -	$ -	$ -	$ -
2273	T610001291	368.0	$ -	$ -	$ -	$ -	$ -	$ -	$ -	$ -	$ -	$ -	$ -	$ -	$ -
2274	T610001291	369.0	$ -	$ -	$ -	$ -	$ -	$ -	$ -	$ -	$ -	$ -	$ -	$ -	$ -
2275	T610001292	367.1	$ -	$ -	$ -	$ -	$ -	$ 53	$ 100	$ 147	$ 194	$ 241	$ 287	$ 334	$ 381
2276	T610001292	368.0	$ -	$ -	$ -	$ -	$ -	$ 8	$ 17	$ 26	$ 35	$ 44	$ 53	$ 62	$ 71
2277	T610001292	369.0	$ -	$ -	$ -	$ -	$ -	$ 17	$ 35	$ 54	$ 73	$ 91	$ 110	$ 128	$ 147
2278	T610001293	367.1	$ -	$ -	$ -	$ -	$ -	$ -	$ -	$ -	$ -	$ -	$ -	$ -	$ -
2279	T610001293	368.0	$ -	$ -	$ -	$ -	$ -	$ -	$ -	$ -	$ -	$ -	$ -	$ -	$ -
2280	T610001293	369.0	$ -	$ -	$ -	$ -	$ -	$ -	$ -	$ -	$ -	$ -	$ -	$ -	$ -
2281	T610001294	367.1	$ -	$ -	$ -	$ -	$ -	$ -	$ -	$ -	$ -	$ -	$ -	$ -	$ -
2282	T610001294	368.0	$ -	$ -	$ -	$ -	$ -	$ -	$ -	$ -	$ -	$ -	$ -	$ -	$ -
2283	T610001294	369.0	$ -	$ -	$ -	$ -	$ -	$ -	$ -	$ -	$ -	$ -	$ -	$ -	$ -
2284	T680001295	367.1	$ -	$ -	$ -	$ -	$ -	$ -	$ -	$ -	$ -	$ -	$ -	$ -	$ -
2285	T680001295	368.0	$ -	$ -	$ -	$ -	$ -	$ -	$ -	$ -	$ -	$ -	$ -	$ -	$ -
2286	T680001295	369.0	$ -	$ -	$ -	$ -	$ -	$ -	$ -	$ -	$ -	$ -	$ -	$ -	$ -
2287	T680001296	367.1	$ -	$ -	$ -	$ -	$ -	$ -	$ -	$ -	$ -	$ -	$ -	$ -	$ -
2288	T680001296	368.0	$ -	$ -	$ -	$ -	$ -	$ -	$ -	$ -	$ -	$ -	$ -	$ -	$ -
2289	T680001296	369.0	$ -	$ -	$ -	$ -	$ -	$ -	$ -	$ -	$ -	$ -	$ -	$ -	$ -
2290	T660001297	367.1	$ -	$ -	$ -	$ -	$ -	$ -	$ -	$ -	$ -	$ -	$ -	$ -	$ -
2291	T660001297	368.0	$ -	$ -	$ -	$ -	$ -	$ -	$ -	$ -	$ -	$ -	$ -	$ -	$ -
2292	T660001297	369.0	$ -	$ -	$ -	$ -	$ -	$ -	$ -	$ -	$ -	$ -	$ -	$ -	$ -
2293	T660001298	367.1	$ -	$ -	$ -	$ -	$ -	$ -	$ -	$ -	$ -	$ -	$ -	$ -	$ -
2294	T660001298	368.0	$ -	$ -	$ -	$ -	$ -	$ -	$ -	$ -	$ -	$ -	$ -	$ -	$ -
2295	T660001298	369.0	$ -	$ -	$ -	$ -	$ -	$ -	$ -	$ -	$ -	$ -	$ -	$ -	$ -
2296	T610001299	367.1	$ -	$ -	$ -	$ -	$ -	$ -	$ -	$ -	$ -	$ -	$ -	$ -	$ -
2297	T610001299	368.0	$ -	$ -	$ -	$ -	$ -	$ -	$ -	$ -	$ -	$ -	$ -	$ -	$ -
2298	T610001299	369.0	$ -	$ -	$ -	$ -	$ -	$ -	$ -	$ -	$ -	$ -	$ -	$ -	$ -
2299	T610001300	367.1	$ -	$ -	$ -	$ -	$ -	$ -	$ -	$ -	$ -	$ -	$ -	$ -	$ -
2300	T610001300	368.0	$ -	$ -	$ -	$ -	$ -	$ -	$ -	$ -	$ -	$ -	$ -	$ -	$ -
2301	T610001300	369.0	$ -	$ -	$ -	$ -	$ -	$ -	$ -	$ -	$ -	$ -	$ -	$ -	$ -
2302	610001301	376.1	$ -	$ -	$ -	$ -	$ -	$ -	$ -	$ -	$ -	$ -	$ -	$ -	$ -
2303	610001301	376.2	$ -	$ -	$ -	$ -	$ -	$ -	$ -	$ -	$ -	$ -	$ -	$ -	$ -

Sponsored by NMGC Witness Erik C. Buchanan

WP Plant 6 Accum Res Balances

NEW MEXICO GAS COMPANY, INC.

Accumulated Reserve Account
Base Period - 12 Months Ending March 31, 2023
Future Test Year - 12 Months Ending September 30, 2025

	A	B	P	Q	R	S	T	U	V	W	X	Y	Z	AA	AB
1															
2			Balance	Balance	Balance	Balance	Balance	Balance	Balance	Balance	Balance	Balance	Balance	Balance	Balance
3	Investment Number / Beginning Balance	FERC Account	4/30/2024	5/31/2024	6/30/2024	7/31/2024	8/31/2024	9/30/2024	10/31/2024	11/30/2024	12/31/2024	1/31/2025	2/28/2025	3/31/2025	4/30/2025
2258	T624001286	368.0	$ -	$ -	$ -	$ -	$ -	$ -	$ -	$ -	$ -	$ -	$ -	$ -	$ -
2259	T624001286	369.0	$ -	$ -	$ -	$ -	$ -	$ -	$ -	$ -	$ -	$ -	$ -	$ -	$ -
2260	T621001287	367.1	$ -	$ -	$ -	$ -	$ -	$ -	$ -	$ -	$ -	$ -	$ -	$ -	$ -
2261	T621001287	368.0	$ -	$ -	$ -	$ -	$ -	$ -	$ -	$ -	$ -	$ -	$ -	$ -	$ -
2262	T621001287	369.0	$ -	$ -	$ -	$ -	$ -	$ -	$ -	$ -	$ -	$ -	$ -	$ -	$ -
2263	T621001288	367.1	$ -	$ -	$ -	$ -	$ -	$ -	$ -	$ -	$ -	$ -	$ -	$ -	$ -
2264	T621001288	368.0	$ -	$ -	$ -	$ -	$ -	$ -	$ -	$ -	$ -	$ -	$ -	$ -	$ -
2265	T621001288	369.0	$ -	$ -	$ -	$ -	$ -	$ -	$ -	$ -	$ -	$ -	$ -	$ -	$ -
2266	T610001289	367.1	$ -	$ -	$ -	$ -	$ -	$ -	$ -	$ -	$ -	$ -	$ -	$ -	$ -
2267	T610001289	368.0	$ -	$ -	$ -	$ -	$ -	$ -	$ -	$ -	$ -	$ -	$ -	$ -	$ -
2268	T610001289	369.0	$ -	$ -	$ -	$ -	$ -	$ -	$ -	$ -	$ -	$ -	$ -	$ -	$ -
2269	T610001290	367.1	$ -	$ -	$ -	$ -	$ -	$ -	$ -	$ -	$ -	$ -	$ -	$ -	$ -
2270	T610001290	368.0	$ -	$ -	$ -	$ -	$ -	$ -	$ -	$ -	$ -	$ -	$ -	$ -	$ -
2271	T610001290	369.0	$ -	$ -	$ -	$ -	$ -	$ -	$ -	$ -	$ -	$ -	$ -	$ -	$ -
2272	T610001291	367.1	$ -	$ -	$ -	$ -	$ -	$ -	$ -	$ -	$ -	$ -	$ -	$ -	$ -
2273	T610001291	368.0	$ -	$ -	$ -	$ -	$ -	$ -	$ -	$ -	$ -	$ -	$ -	$ -	$ -
2274	T610001291	369.0	$ -	$ -	$ -	$ -	$ -	$ -	$ -	$ -	$ -	$ -	$ -	$ -	$ -
2275	T610001292	367.1	$ 428	$ 475	$ 522	$ 569	$ 616	$ 663	$ 710	$ 757	$ 803	$ 850	$ 897	$ 944	$ 991
2276	T610001292	368.0	$ 80	$ 89	$ 98	$ 107	$ 116	$ 125	$ 134	$ 143	$ 152	$ 161	$ 170	$ 179	$ 188
2277	T610001292	369.0	$ 166	$ 184	$ 203	$ 221	$ 240	$ 259	$ 277	$ 296	$ 314	$ 333	$ 352	$ 370	$ 389
2278	T610001293	367.1	$ -	$ -	$ -	$ -	$ -	$ -	$ -	$ -	$ -	$ -	$ -	$ -	$ -
2279	T610001293	368.0	$ -	$ -	$ -	$ -	$ -	$ -	$ -	$ -	$ -	$ -	$ -	$ -	$ -
2280	T610001293	369.0	$ -	$ -	$ -	$ -	$ -	$ -	$ -	$ -	$ -	$ -	$ -	$ -	$ -
2281	T610001294	367.1	$ -	$ -	$ -	$ -	$ -	$ -	$ -	$ -	$ -	$ -	$ -	$ -	$ -
2282	T610001294	368.0	$ -	$ -	$ -	$ -	$ -	$ -	$ -	$ -	$ -	$ -	$ -	$ -	$ -
2283	T610001294	369.0	$ -	$ -	$ -	$ -	$ -	$ -	$ -	$ -	$ -	$ -	$ -	$ -	$ -
2284	T680001295	367.1	$ -	$ -	$ -	$ -	$ -	$ -	$ -	$ -	$ -	$ -	$ -	$ -	$ -
2285	T680001295	368.0	$ -	$ -	$ -	$ -	$ -	$ -	$ -	$ -	$ -	$ -	$ -	$ -	$ -
2286	T680001295	369.0	$ -	$ -	$ -	$ -	$ -	$ -	$ -	$ -	$ -	$ -	$ -	$ -	$ -
2287	T680001296	367.1	$ -	$ -	$ -	$ -	$ -	$ -	$ -	$ -	$ -	$ -	$ -	$ -	$ -
2288	T680001296	368.0	$ -	$ -	$ -	$ -	$ -	$ -	$ -	$ -	$ -	$ -	$ -	$ -	$ -
2289	T680001296	369.0	$ -	$ -	$ -	$ -	$ -	$ -	$ -	$ -	$ -	$ -	$ -	$ -	$ -
2290	T660001297	367.1	$ -	$ -	$ -	$ -	$ -	$ -	$ -	$ -	$ -	$ -	$ -	$ -	$ -
2291	T660001297	368.0	$ -	$ -	$ -	$ -	$ -	$ -	$ -	$ -	$ -	$ -	$ -	$ -	$ -
2292	T660001297	369.0	$ -	$ -	$ -	$ -	$ -	$ -	$ -	$ -	$ -	$ -	$ -	$ -	$ -
2293	T660001298	367.1	$ -	$ -	$ -	$ -	$ -	$ -	$ -	$ -	$ -	$ -	$ -	$ -	$ -
2294	T660001298	368.0	$ -	$ -	$ -	$ -	$ -	$ -	$ -	$ -	$ -	$ -	$ -	$ -	$ -
2295	T660001298	369.0	$ -	$ -	$ -	$ -	$ -	$ -	$ -	$ -	$ -	$ -	$ -	$ -	$ -
2296	T610001299	367.1	$ -	$ -	$ -	$ -	$ -	$ -	$ -	$ -	$ -	$ -	$ -	$ -	$ -
2297	T610001299	368.0	$ -	$ -	$ -	$ -	$ -	$ -	$ -	$ -	$ -	$ -	$ -	$ -	$ -
2298	T610001299	369.0	$ -	$ -	$ -	$ -	$ -	$ -	$ -	$ -	$ -	$ -	$ -	$ -	$ -
2299	T610001300	367.1	$ -	$ -	$ -	$ -	$ -	$ -	$ -	$ -	$ -	$ -	$ -	$ -	$ -
2300	T610001300	368.0	$ -	$ -	$ -	$ -	$ -	$ -	$ -	$ -	$ -	$ -	$ -	$ -	$ -
2301	T610001300	369.0	$ -	$ -	$ -	$ -	$ -	$ -	$ -	$ -	$ -	$ -	$ -	$ -	$ -
2302	610001301	376.1	$ -	$ -	$ -	$ -	$ -	$ -	$ -	$ -	$ -	$ -	$ -	$ -	$ -
2303	610001301	376.2	$ -	$ -	$ -	$ -	$ -	$ -	$ -	$ -	$ -	$ -	$ -	$ -	$ -

Sponsored by NMGC Witness Erik C. Buchanan

WP Plant 6 Accum Res Balances

NEW MEXICO GAS COMPANY, INC.

Accumulated Reserve Account
Base Period - 12 Months Ending March 31, 2023
Future Test Year - 12 Months Ending September 30, 2025

	A	B	AC	AD	AE	AF	AG
1							
2			Balance	Balance	Balance	Balance	Balance
3	Investment Number / Beginning Balance	FERC Account	**5/31/2025**	**6/30/2025**	**7/31/2025**	**8/31/2025**	**9/30/2025**
2258	T624001286	368.0	$ -	$ -	$ -	$ -	$ -
2259	T624001286	369.0	$ -	$ -	$ -	$ -	$ -
2260	T621001287	367.1	$ -	$ -	$ -	$ -	$ -
2261	T621001287	368.0	$ -	$ -	$ -	$ -	$ -
2262	T621001287	369.0	$ -	$ -	$ -	$ -	$ -
2263	T621001288	367.1	$ -	$ -	$ -	$ -	$ -
2264	T621001288	368.0	$ -	$ -	$ -	$ -	$ -
2265	T621001288	369.0	$ -	$ -	$ -	$ -	$ -
2266	T610001289	367.1	$ -	$ -	$ -	$ -	$ -
2267	T610001289	368.0	$ -	$ -	$ -	$ -	$ -
2268	T610001289	369.0	$ -	$ -	$ -	$ -	$ -
2269	T610001290	367.1	$ -	$ -	$ -	$ -	$ -
2270	T610001290	368.0	$ -	$ -	$ -	$ -	$ -
2271	T610001290	369.0	$ -	$ -	$ -	$ -	$ -
2272	T610001291	367.1	$ -	$ -	$ -	$ -	$ -
2273	T610001291	368.0	$ -	$ -	$ -	$ -	$ -
2274	T610001291	369.0	$ -	$ -	$ -	$ -	$ -
2275	T610001292	367.1	$ 1,038	$ 1,085	$ 1,132	$ 1,179	$ 1,226
2276	T610001292	368.0	$ 197	$ 206	$ 215	$ 224	$ 233
2277	T610001292	369.0	$ 407	$ 426	$ 445	$ 463	$ 482
2278	T610001293	367.1	$ -	$ -	$ -	$ -	$ -
2279	T610001293	368.0	$ -	$ -	$ -	$ -	$ -
2280	T610001293	369.0	$ -	$ -	$ -	$ -	$ -
2281	T610001294	367.1	$ -	$ -	$ -	$ -	$ -
2282	T610001294	368.0	$ -	$ -	$ -	$ -	$ -
2283	T610001294	369.0	$ -	$ -	$ -	$ -	$ -
2284	T680001295	367.1	$ -	$ -	$ -	$ -	$ -
2285	T680001295	368.0	$ -	$ -	$ -	$ -	$ -
2286	T680001295	369.0	$ -	$ -	$ -	$ -	$ -
2287	T680001296	367.1	$ -	$ -	$ -	$ -	$ -
2288	T680001296	368.0	$ -	$ -	$ -	$ -	$ -
2289	T680001296	369.0	$ -	$ -	$ -	$ -	$ -
2290	T660001297	367.1	$ -	$ -	$ -	$ -	$ -
2291	T660001297	368.0	$ -	$ -	$ -	$ -	$ -
2292	T660001297	369.0	$ -	$ -	$ -	$ -	$ -
2293	T660001298	367.1	$ -	$ -	$ -	$ -	$ -
2294	T660001298	368.0	$ -	$ -	$ -	$ -	$ -
2295	T660001298	369.0	$ -	$ -	$ -	$ -	$ -
2296	T610001299	367.1	$ -	$ -	$ -	$ -	$ -
2297	T610001299	368.0	$ -	$ -	$ -	$ -	$ -
2298	T610001299	369.0	$ -	$ -	$ -	$ -	$ -
2299	T610001300	367.1	$ -	$ -	$ -	$ -	$ -
2300	T610001300	368.0	$ -	$ -	$ -	$ -	$ -
2301	T610001300	369.0	$ -	$ -	$ -	$ -	$ -
2302	610001301	376.1	$ -	$ -	$ -	$ -	$ -
2303	610001301	376.2	$ -	$ -	$ -	$ -	$ -

Sponsored by NMGC Witness Erik C. Buchanan

NEW MEXICO GAS COMPANY, INC.

Accumulated Reserve Account
Base Period - 12 Months Ending March 31, 2023
Future Test Year - 12 Months Ending September 30, 2025

	A	B	C	D	E	F	G	H	I	J	K	L	M	N	O
1			Adjusted Base Period												
2			Balance	Balance	Balance	Balance	Balance	Balance	Balance	Balance	Balance	Balance	Balance	Balance	Balance
3	Investment Number / Beginning Balance	FERC Account	**3/31/2023**	**4/30/2023**	**5/31/2023**	**6/30/2023**	**7/31/2023**	**8/31/2023**	**9/30/2023**	**10/31/2023**	**11/30/2023**	**12/31/2023**	**1/31/2024**	**2/29/2024**	**3/31/2024**
2304	610001301	376.4	$ -	$ -	$ -	$ -	$ -	$ -	$ -	$ -	$ -	$ -	$ -	$ -	$ -
2305	610001301	380.0	$ -	$ -	$ -	$ -	$ -	$ -	$ -	$ -	$ -	$ -	$ -	$ -	$ -
2306	610001302	376.1	$ -	$ -	$ -	$ -	$ -	$ -	$ -	$ -	$ -	$ -	$ -	$ -	$ -
2307	610001302	376.2	$ -	$ -	$ -	$ -	$ -	$ -	$ -	$ -	$ -	$ -	$ -	$ -	$ -
2308	610001302	376.4	$ -	$ -	$ -	$ -	$ -	$ -	$ -	$ -	$ -	$ -	$ -	$ -	$ -
2309	610001302	380.0	$ -	$ -	$ -	$ -	$ -	$ -	$ -	$ -	$ -	$ -	$ -	$ -	$ -
2310	610001303	376.1	$ -	$ -	$ -	$ -	$ -	$ -	$ -	$ -	$ -	$ -	$ -	$ -	$ -
2311	610001303	376.2	$ -	$ -	$ -	$ -	$ -	$ -	$ -	$ -	$ -	$ -	$ -	$ -	$ -
2312	610001303	376.4	$ -	$ -	$ -	$ -	$ -	$ -	$ -	$ -	$ -	$ -	$ -	$ -	$ -
2313	610001303	380.0	$ -	$ -	$ -	$ -	$ -	$ -	$ -	$ -	$ -	$ -	$ -	$ -	$ -
2314	610001304	376.1	$ -	$ -	$ -	$ -	$ -	$ -	$ -	$ -	$ -	$ -	$ -	$ -	$ -
2315	610001304	376.2	$ -	$ -	$ -	$ -	$ -	$ -	$ -	$ -	$ -	$ -	$ -	$ -	$ -
2316	610001304	376.4	$ -	$ -	$ -	$ -	$ -	$ -	$ -	$ -	$ -	$ -	$ -	$ -	$ -
2317	610001304	380.0	$ -	$ -	$ -	$ -	$ -	$ -	$ -	$ -	$ -	$ -	$ -	$ -	$ -
2318	610001305	376.1	$ -	$ -	$ -	$ -	$ -	$ -	$ -	$ -	$ -	$ -	$ -	$ -	$ -
2319	610001305	376.2	$ -	$ -	$ -	$ -	$ -	$ -	$ -	$ -	$ -	$ -	$ -	$ -	$ -
2320	610001305	376.4	$ -	$ -	$ -	$ -	$ -	$ -	$ -	$ -	$ -	$ -	$ -	$ -	$ -
2321	610001305	380.0	$ -	$ -	$ -	$ -	$ -	$ -	$ -	$ -	$ -	$ -	$ -	$ -	$ -
2322	601001306	367.1	$ -	$ -	$ -	$ -	$ -	$ -	$ -	$ -	$ -	$ -	$ -	$ -	$ -
2323	601001306	368.0	$ -	$ -	$ -	$ -	$ -	$ -	$ -	$ -	$ -	$ -	$ -	$ -	$ -
2324	601001306	369.0	$ -	$ -	$ -	$ -	$ -	$ -	$ -	$ -	$ -	$ -	$ -	$ -	$ -
2325	601001307	303.3	$ -	$ -	$ -	$ -	$ -	$ -	$ -	$ -	$ -	$ -	$ -	$ -	$ -
2326	T610001308	367.1	$ -	$ -	$ -	$ -	$ -	$ -	$ -	$ -	$ -	$ -	$ -	$ -	$ -
2327	T610001308	368.0	$ -	$ -	$ -	$ -	$ -	$ -	$ -	$ -	$ -	$ -	$ -	$ -	$ -
2328	T610001308	369.0	$ -	$ -	$ -	$ -	$ -	$ -	$ -	$ -	$ -	$ -	$ -	$ -	$ -
2329	T624001309	367.1	$ -	$ -	$ -	$ -	$ -	$ -	$ -	$ -	$ -	$ -	$ -	$ -	$ -
2330	T624001309	368.0	$ -	$ -	$ -	$ -	$ -	$ -	$ -	$ -	$ -	$ -	$ -	$ -	$ -
2331	T624001309	369.0	$ -	$ -	$ -	$ -	$ -	$ -	$ -	$ -	$ -	$ -	$ -	$ -	$ -
2332	T624001310	367.1	$ -	$ -	$ -	$ -	$ -	$ -	$ -	$ -	$ -	$ -	$ -	$ -	$ -
2333	T624001310	368.0	$ -	$ -	$ -	$ -	$ -	$ -	$ -	$ -	$ -	$ -	$ -	$ -	$ -
2334	T624001310	369.0	$ -	$ -	$ -	$ -	$ -	$ -	$ -	$ -	$ -	$ -	$ -	$ -	$ -
2335	T624001311	367.1	$ -	$ -	$ -	$ -	$ -	$ -	$ -	$ -	$ -	$ -	$ -	$ -	$ -
2336	T624001311	368.0	$ -	$ -	$ -	$ -	$ -	$ -	$ -	$ -	$ -	$ -	$ -	$ -	$ -
2337	T624001311	369.0	$ -	$ -	$ -	$ -	$ -	$ -	$ -	$ -	$ -	$ -	$ -	$ -	$ -
2338	T660001312	367.1	$ -	$ -	$ -	$ -	$ -	$ -	$ -	$ -	$ -	$ -	$ -	$ -	$ -
2339	T660001312	368.0	$ -	$ -	$ -	$ -	$ -	$ -	$ -	$ -	$ -	$ -	$ -	$ -	$ -
2340	T660001312	369.0	$ -	$ -	$ -	$ -	$ -	$ -	$ -	$ -	$ -	$ -	$ -	$ -	$ -
2341	601001313	390.0	$ -	$ -	$ -	$ -	$ 736	$ 1,472	$ 2,171	$ 2,870	$ 3,570	$ 4,269	$ 4,969	$ 5,668	$ 6,367
2342	601001314	303.3	$ -	$ -	$ -	$ -	$ -	$ -	$ -	$ -	$ -	$ -	$ -	$ -	$ -
2343	T660001315	367.1	$ -	$ -	$ -	$ -	$ -	$ -	$ -	$ -	$ -	$ -	$ -	$ -	$ -
2344	T660001315	368.0	$ -	$ -	$ -	$ -	$ -	$ -	$ -	$ -	$ -	$ -	$ -	$ -	$ -
2345	T660001315	369.0	$ -	$ -	$ -	$ -	$ -	$ -	$ -	$ -	$ -	$ -	$ -	$ -	$ -
2346	T624001316	367.1	$ -	$ -	$ -	$ -	$ -	$ -	$ -	$ -	$ -	$ -	$ -	$ -	$ -
2347	T624001316	368.0	$ -	$ -	$ -	$ -	$ -	$ -	$ -	$ -	$ -	$ -	$ -	$ -	$ -
2348	T624001316	369.0	$ -	$ -	$ -	$ -	$ -	$ -	$ -	$ -	$ -	$ -	$ -	$ -	$ -
2349	605001317	376.1	$ -	$ -	$ -	$ -	$ -	$ -	$ -	$ -	$ -	$ -	$ -	$ -	$ -

Sponsored by NMGC Witness Erik C. Buchanan

WP Plant 6 Accum Res Balances

NEW MEXICO GAS COMPANY, INC.

Accumulated Reserve Account
Base Period - 12 Months Ending March 31, 2023
Future Test Year - 12 Months Ending September 30, 2025

	A	B	P	Q	R	S	T	U	V	W	X	Y	Z	AA	AB
1															
2			Balance	Balance	Balance	Balance	Balance	Balance	Balance	Balance	Balance	Balance	Balance	Balance	Balance
3	Investment Number / Beginning Balance	FERC Account	4/30/2024	5/31/2024	6/30/2024	7/31/2024	8/31/2024	9/30/2024	10/31/2024	11/30/2024	12/31/2024	1/31/2025	2/28/2025	3/31/2025	4/30/2025
2304	610001301	376.4	$ -	$ -	$ -	$ -	$ -	$ -	$ -	$ -	$ -	$ -	$ -	$ -	$ -
2305	610001301	380.0	$ -	$ -	$ -	$ -	$ -	$ -	$ -	$ -	$ -	$ -	$ -	$ -	$ -
2306	610001302	376.1	$ -	$ -	$ -	$ -	$ -	$ -	$ -	$ -	$ -	$ -	$ -	$ -	$ -
2307	610001302	376.2	$ -	$ -	$ -	$ -	$ -	$ -	$ -	$ -	$ -	$ -	$ -	$ -	$ -
2308	610001302	376.4	$ -	$ -	$ -	$ -	$ -	$ -	$ -	$ -	$ -	$ -	$ -	$ -	$ -
2309	610001302	380.0	$ -	$ -	$ -	$ -	$ -	$ -	$ -	$ -	$ -	$ -	$ -	$ -	$ -
2310	610001303	376.1	$ -	$ -	$ -	$ -	$ -	$ -	$ -	$ -	$ -	$ -	$ -	$ -	$ -
2311	610001303	376.2	$ -	$ -	$ -	$ -	$ -	$ -	$ -	$ -	$ -	$ -	$ -	$ -	$ -
2312	610001303	376.4	$ -	$ -	$ -	$ -	$ -	$ -	$ -	$ -	$ -	$ -	$ -	$ -	$ -
2313	610001303	380.0	$ -	$ -	$ -	$ -	$ -	$ -	$ -	$ -	$ -	$ -	$ -	$ -	$ -
2314	610001304	376.1	$ -	$ -	$ -	$ -	$ -	$ -	$ -	$ -	$ -	$ -	$ -	$ -	$ -
2315	610001304	376.2	$ -	$ -	$ -	$ -	$ -	$ -	$ -	$ -	$ -	$ -	$ -	$ -	$ -
2316	610001304	376.4	$ -	$ -	$ -	$ -	$ -	$ -	$ -	$ -	$ -	$ -	$ -	$ -	$ -
2317	610001304	380.0	$ -	$ -	$ -	$ -	$ -	$ -	$ -	$ -	$ -	$ -	$ -	$ -	$ -
2318	610001305	376.1	$ -	$ -	$ -	$ -	$ -	$ -	$ -	$ -	$ -	$ -	$ -	$ -	$ -
2319	610001305	376.2	$ -	$ -	$ -	$ -	$ -	$ -	$ -	$ -	$ -	$ -	$ -	$ -	$ -
2320	610001305	376.4	$ -	$ -	$ -	$ -	$ -	$ -	$ -	$ -	$ -	$ -	$ -	$ -	$ -
2321	610001305	380.0	$ -	$ -	$ -	$ -	$ -	$ -	$ -	$ -	$ -	$ -	$ -	$ -	$ -
2322	601001306	367.1	$ -	$ -	$ -	$ -	$ -	$ -	$ -	$ -	$ -	$ -	$ -	$ -	$ -
2323	601001306	368.0	$ -	$ -	$ -	$ -	$ -	$ -	$ -	$ -	$ -	$ -	$ -	$ -	$ -
2324	601001306	369.0	$ -	$ -	$ -	$ -	$ -	$ -	$ -	$ -	$ -	$ -	$ -	$ -	$ -
2325	601001307	303.3	$ -	$ -	$ -	$ -	$ -	$ -	$ -	$ -	$ -	$ -	$ -	$ -	$ -
2326	T610001308	367.1	$ -	$ -	$ -	$ -	$ -	$ -	$ -	$ -	$ -	$ -	$ -	$ -	$ -
2327	T610001308	368.0	$ -	$ -	$ -	$ -	$ -	$ -	$ -	$ -	$ -	$ -	$ -	$ -	$ -
2328	T610001308	369.0	$ -	$ -	$ -	$ -	$ -	$ -	$ -	$ -	$ -	$ -	$ -	$ -	$ -
2329	T624001309	367.1	$ -	$ -	$ -	$ -	$ 669	$ 1,338	$ 2,007	$ 2,676	$ 3,345	$ 4,015	$ 4,684	$ 5,353	$ 6,022
2330	T624001309	368.0	$ -	$ -	$ -	$ -	$ 128	$ 257	$ 385	$ 514	$ 642	$ 770	$ 899	$ 1,027	$ 1,156
2331	T624001309	369.0	$ -	$ -	$ -	$ -	$ 265	$ 531	$ 796	$ 1,062	$ 1,327	$ 1,592	$ 1,858	$ 2,123	$ 2,388
2332	T624001310	367.1	$ -	$ -	$ -	$ -	$ -	$ -	$ -	$ -	$ -	$ -	$ -	$ -	$ -
2333	T624001310	368.0	$ -	$ -	$ -	$ -	$ -	$ -	$ -	$ -	$ -	$ -	$ -	$ -	$ -
2334	T624001310	369.0	$ -	$ -	$ -	$ -	$ -	$ -	$ -	$ -	$ -	$ -	$ -	$ -	$ -
2335	T624001311	367.1	$ -	$ -	$ -	$ -	$ -	$ -	$ -	$ -	$ -	$ -	$ -	$ -	$ -
2336	T624001311	368.0	$ -	$ -	$ -	$ -	$ -	$ -	$ -	$ -	$ -	$ -	$ -	$ -	$ -
2337	T624001311	369.0	$ -	$ -	$ -	$ -	$ -	$ -	$ -	$ -	$ -	$ -	$ -	$ -	$ -
2338	T660001312	367.1	$ -	$ -	$ -	$ -	$ -	$ -	$ -	$ -	$ -	$ -	$ -	$ -	$ -
2339	T660001312	368.0	$ -	$ -	$ -	$ -	$ -	$ -	$ -	$ -	$ -	$ -	$ -	$ -	$ -
2340	T660001312	369.0	$ -	$ -	$ -	$ -	$ -	$ -	$ -	$ -	$ -	$ -	$ -	$ -	$ -
2341	601001313	390.0	$ 7,067	$ 7,766	$ 8,466	$ 9,165	$ 9,864	$ 10,564	$ 11,263	$ 11,962	$ 12,662	$ 13,361	$ 14,061	$ 14,760	$ 15,459
2342	601001314	303.3	$ -	$ -	$ -	$ -	$ -	$ -	$ -	$ -	$ -	$ -	$ -	$ -	$ -
2343	T660001315	367.1	$ -	$ -	$ -	$ -	$ -	$ -	$ -	$ -	$ -	$ -	$ -	$ -	$ -
2344	T660001315	368.0	$ -	$ -	$ -	$ -	$ -	$ -	$ -	$ -	$ -	$ -	$ -	$ -	$ -
2345	T660001315	369.0	$ -	$ -	$ -	$ -	$ -	$ -	$ -	$ -	$ -	$ -	$ -	$ -	$ -
2346	T624001316	367.1	$ -	$ -	$ -	$ -	$ -	$ -	$ -	$ -	$ -	$ -	$ -	$ -	$ -
2347	T624001316	368.0	$ -	$ -	$ -	$ -	$ -	$ -	$ -	$ -	$ -	$ -	$ -	$ -	$ -
2348	T624001316	369.0	$ -	$ -	$ -	$ -	$ -	$ -	$ -	$ -	$ -	$ -	$ -	$ -	$ -
2349	605001317	376.1	$ -	$ -	$ -	$ -	$ -	$ -	$ -	$ -	$ -	$ -	$ -	$ -	$ -

NEW MEXICO GAS COMPANY, INC.

Accumulated Reserve Account
Base Period - 12 Months Ending March 31, 2023
Future Test Year - 12 Months Ending September 30, 2025

	A	B	AC	AD	AE	AF	AG
1							
2			Balance	Balance	Balance	Balance	Balance
3	Investment Number / Beginning Balance	FERC Account	**5/31/2025**	**6/30/2025**	**7/31/2025**	**8/31/2025**	**9/30/2025**
2304	610001301	376.4	$ -	$ -	$ -	$ -	$ -
2305	610001301	380.0	$ -	$ -	$ -	$ -	$ -
2306	610001302	376.1	$ -	$ -	$ -	$ -	$ -
2307	610001302	376.2	$ -	$ -	$ -	$ -	$ -
2308	610001302	376.4	$ -	$ -	$ -	$ -	$ -
2309	610001302	380.0	$ -	$ -	$ -	$ -	$ -
2310	610001303	376.1	$ -	$ -	$ -	$ -	$ -
2311	610001303	376.2	$ -	$ -	$ -	$ -	$ -
2312	610001303	376.4	$ -	$ -	$ -	$ -	$ -
2313	610001303	380.0	$ -	$ -	$ -	$ -	$ -
2314	610001304	376.1	$ -	$ -	$ -	$ -	$ -
2315	610001304	376.2	$ -	$ -	$ -	$ -	$ -
2316	610001304	376.4	$ -	$ -	$ -	$ -	$ -
2317	610001304	380.0	$ -	$ -	$ -	$ -	$ -
2318	610001305	376.1	$ -	$ -	$ -	$ -	$ -
2319	610001305	376.2	$ -	$ -	$ -	$ -	$ -
2320	610001305	376.4	$ -	$ -	$ -	$ -	$ -
2321	610001305	380.0	$ -	$ -	$ -	$ -	$ -
2322	601001306	367.1	$ -	$ -	$ -	$ -	$ -
2323	601001306	368.0	$ -	$ -	$ -	$ -	$ -
2324	601001306	369.0	$ -	$ -	$ -	$ -	$ -
2325	601001307	303.3	$ -	$ -	$ -	$ -	$ -
2326	T610001308	367.1	$ -	$ -	$ -	$ -	$ -
2327	T610001308	368.0	$ -	$ -	$ -	$ -	$ -
2328	T610001308	369.0	$ -	$ -	$ -	$ -	$ -
2329	T624001309	367.1	$ 6,691	$ 7,360	$ 8,029	$ 8,698	$ 9,367
2330	T624001309	368.0	$ 1,284	$ 1,412	$ 1,541	$ 1,669	$ 1,798
2331	T624001309	369.0	$ 2,654	$ 2,919	$ 3,185	$ 3,450	$ 3,715
2332	T624001310	367.1	$ -	$ -	$ -	$ -	$ -
2333	T624001310	368.0	$ -	$ -	$ -	$ -	$ -
2334	T624001310	369.0	$ -	$ -	$ -	$ -	$ -
2335	T624001311	367.1	$ -	$ -	$ -	$ -	$ -
2336	T624001311	368.0	$ -	$ -	$ -	$ -	$ -
2337	T624001311	369.0	$ -	$ -	$ -	$ -	$ -
2338	T660001312	367.1	$ -	$ -	$ -	$ -	$ -
2339	T660001312	368.0	$ -	$ -	$ -	$ -	$ -
2340	T660001312	369.0	$ -	$ -	$ -	$ -	$ -
2341	601001313	390.0	$ 16,159	$ 16,858	$ 17,557	$ 18,257	$ 18,956
2342	601001314	303.3	$ -	$ -	$ -	$ -	$ -
2343	T660001315	367.1	$ -	$ -	$ -	$ -	$ -
2344	T660001315	368.0	$ -	$ -	$ -	$ -	$ -
2345	T660001315	369.0	$ -	$ -	$ -	$ -	$ -
2346	T624001316	367.1	$ -	$ -	$ -	$ -	$ -
2347	T624001316	368.0	$ -	$ -	$ -	$ -	$ -
2348	T624001316	369.0	$ -	$ -	$ -	$ -	$ -
2349	605001317	376.1	$ -	$ -	$ -	$ -	$ -

Sponsored by NMGC Witness Erik C. Buchanan

NEW MEXICO GAS COMPANY, INC.

Accumulated Reserve Account
Base Period - 12 Months Ending March 31, 2023
Future Test Year - 12 Months Ending September 30, 2025

	A	B	C	D	E	F	G	H	I	J	K	L	M	N	O
1			Adjusted Base Period												
2			Balance	Balance	Balance	Balance	Balance	Balance	Balance	Balance	Balance	Balance	Balance	Balance	Balance
3	Investment Number / Beginning Balance	FERC Account	3/31/2023	4/30/2023	5/31/2023	6/30/2023	7/31/2023	8/31/2023	9/30/2023	10/31/2023	11/30/2023	12/31/2023	1/31/2024	2/29/2024	3/31/2024
2350	605001317	376.2	$ -	$ -	$ -	$ -	$ -	$ -	$ -	$ -	$ -	$ -	$ -	$ -	$ -
2351	605001317	376.4	$ -	$ -	$ -	$ -	$ -	$ -	$ -	$ -	$ -	$ -	$ -	$ -	$ -
2352	605001317	380.0	$ -	$ -	$ -	$ -	$ -	$ -	$ -	$ -	$ -	$ -	$ -	$ -	$ -
2353	T680001318	367.1	$ -	$ -	$ -	$ -	$ -	$ -	$ -	$ -	$ -	$ -	$ -	$ -	$ -
2354	T680001318	368.0	$ -	$ -	$ -	$ -	$ -	$ -	$ -	$ -	$ -	$ -	$ -	$ -	$ -
2355	T680001318	369.0	$ -	$ -	$ -	$ -	$ -	$ -	$ -	$ -	$ -	$ -	$ -	$ -	$ -
2356	T624001319	367.1	$ -	$ -	$ 0	$ 0	$ 0	$ 1	$ 1	$ 1	$ 1	$ 1	$ 1	$ 1	$ 2
2357	660001320	390.0	$ -	$ -	$ -	$ -	$ -	$ -	$ -	$ -	$ -	$ -	$ -	$ -	$ -
2358	667001321	376.1	$ -	$ -	$ -	$ -	$ -	$ -	$ -	$ -	$ -	$ -	$ -	$ -	$ -
2359	667001321	376.2	$ -	$ -	$ -	$ -	$ -	$ -	$ -	$ -	$ -	$ -	$ -	$ -	$ -
2360	667001321	376.4	$ -	$ -	$ -	$ -	$ -	$ -	$ -	$ -	$ -	$ -	$ -	$ -	$ -
2361	627001323	303.3	$ -	$ -	$ -	$ -	$ -	$ -	$ -	$ -	$ -	$ -	$ -	$ -	$ -
2362	T660001324	369.0	$ -	$ -	$ -	$ -	$ -	$ -	$ -	$ -	$ -	$ -	$ -	$ -	$ -
2363	625001325	390.0	$ -	$ -	$ -	$ -	$ -	$ -	$ -	$ -	$ -	$ -	$ -	$ -	$ -
2364	T680001326	367.1	$ -	$ -	$ -	$ -	$ -	$ -	$ -	$ -	$ -	$ -	$ -	$ -	$ -
2365	T680001326	368.0	$ -	$ -	$ -	$ -	$ -	$ -	$ -	$ -	$ -	$ -	$ -	$ -	$ -
2366	T680001326	369.0	$ -	$ -	$ -	$ -	$ -	$ -	$ -	$ -	$ -	$ -	$ -	$ -	$ -
2367	627001327	376.1	$ -	$ -	$ -	$ -	$ -	$ -	$ -	$ -	$ -	$ -	$ -	$ -	$ -
2368	627001327	376.2	$ -	$ -	$ -	$ -	$ -	$ -	$ -	$ -	$ -	$ -	$ -	$ -	$ -
2369	627001327	376.4	$ -	$ -	$ -	$ -	$ -	$ -	$ -	$ -	$ -	$ -	$ -	$ -	$ -
2370	627001327	380.0	$ -	$ -	$ -	$ -	$ -	$ -	$ -	$ -	$ -	$ -	$ -	$ -	$ -
2371	T610001328	368.0	$ -	$ -	$ -	$ -	$ -	$ -	$ -	$ -	$ -	$ -	$ -	$ -	$ -
2372	T610001328	369.0	$ -	$ -	$ -	$ -	$ -	$ -	$ -	$ -	$ -	$ -	$ -	$ -	$ -
2373	610001329	376.1	$ -	$ -	$ -	$ -	$ -	$ -	$ -	$ -	$ -	$ -	$ -	$ -	$ -
2374	610001329	376.2	$ -	$ -	$ -	$ -	$ -	$ -	$ -	$ -	$ -	$ -	$ -	$ -	$ -
2375	610001329	376.4	$ -	$ -	$ -	$ -	$ -	$ -	$ -	$ -	$ -	$ -	$ -	$ -	$ -
2376	610001329	380.0	$ -	$ -	$ -	$ -	$ -	$ -	$ -	$ -	$ -	$ -	$ -	$ -	$ -
2377	634001330	390.0	$ -	$ -	$ -	$ -	$ -	$ -	$ -	$ -	$ -	$ -	$ -	$ -	$ -
2378	627001331	390.0	$ -	$ -	$ -	$ -	$ -	$ -	$ -	$ -	$ -	$ -	$ -	$ -	$ -
2379	610001332	367.1	$ -	$ -	$ -	$ -	$ -	$ -	$ -	$ -	$ -	$ -	$ -	$ -	$ -
2380	610001332	368.0	$ -	$ -	$ -	$ -	$ -	$ -	$ -	$ -	$ -	$ -	$ -	$ -	$ -
2381	610001332	369.0	$ -	$ -	$ -	$ -	$ -	$ -	$ -	$ -	$ -	$ -	$ -	$ -	$ -
2382	680001333	376.1	$ -	$ -	$ -	$ -	$ -	$ -	$ -	$ -	$ -	$ -	$ -	$ -	$ -
2383	680001333	376.2	$ -	$ -	$ -	$ -	$ -	$ -	$ -	$ -	$ -	$ -	$ -	$ -	$ -
2384	680001333	376.4	$ -	$ -	$ -	$ -	$ -	$ -	$ -	$ -	$ -	$ -	$ -	$ -	$ -
2385	632001334	390.0	$ -	$ -	$ -	$ -	$ -	$ -	$ -	$ -	$ -	$ -	$ -	$ -	$ -
2386	T624001335	368.0	$ -	$ -	$ -	$ -	$ -	$ -	$ -	$ -	$ -	$ -	$ -	$ -	$ -
2387	T624001335	369.0	$ -	$ -	$ -	$ -	$ -	$ -	$ -	$ -	$ -	$ -	$ -	$ -	$ -
2388	T610001336	367.1	$ -	$ -	$ -	$ -	$ -	$ -	$ -	$ -	$ -	$ -	$ -	$ -	$ -
2389	T610001336	368.0	$ -	$ -	$ -	$ -	$ -	$ -	$ -	$ -	$ -	$ -	$ -	$ -	$ -
2390	T610001336	369.0	$ -	$ -	$ -	$ -	$ -	$ -	$ -	$ -	$ -	$ -	$ -	$ -	$ -
2391	T624001337	368.0	$ -	$ -	$ -	$ -	$ -	$ -	$ -	$ -	$ -	$ -	$ -	$ -	$ -
2392	T624001337	369.0	$ -	$ -	$ -	$ -	$ -	$ -	$ -	$ -	$ -	$ -	$ -	$ -	$ -
2393	T624001338	368.0	$ -	$ -	$ -	$ -	$ -	$ -	$ -	$ -	$ -	$ -	$ -	$ -	$ -
2394	T624001338	369.0	$ -	$ -	$ -	$ -	$ -	$ -	$ -	$ -	$ -	$ -	$ -	$ -	$ -
2395	610001339	376.1	$ -	$ -	$ -	$ -	$ -	$ -	$ -	$ -	$ -	$ -	$ -	$ -	$ -

Sponsored by NMGC Witness Erik C. Buchanan

WP Plant 6 Accum Res Balances

NEW MEXICO GAS COMPANY, INC.

Accumulated Reserve Account
Base Period - 12 Months Ending March 31, 2023
Future Test Year - 12 Months Ending September 30, 2025

	A	B	P	Q	R	S	T	U	V	W	X	Y	Z	AA	AB
1															
2			Balance	Balance	Balance	Balance	Balance	Balance	Balance	Balance	Balance	Balance	Balance	Balance	Balance
3	Investment Number / Beginning Balance	FERC Account	4/30/2024	5/31/2024	6/30/2024	7/31/2024	8/31/2024	9/30/2024	10/31/2024	11/30/2024	12/31/2024	1/31/2025	2/28/2025	3/31/2025	4/30/2025
2350	605001317	376.2	$ -	$ -	$ -	$ -	$ -	$ -	$ -	$ -	$ -	$ -	$ -	$ -	$ -
2351	605001317	376.4	$ -	$ -	$ -	$ -	$ -	$ -	$ -	$ -	$ -	$ -	$ -	$ -	$ -
2352	605001317	380.0	$ -	$ -	$ -	$ -	$ -	$ -	$ -	$ -	$ -	$ -	$ -	$ -	$ -
2353	T680001318	367.1	$ -	$ -	$ -	$ -	$ -	$ -	$ -	$ -	$ -	$ -	$ -	$ -	$ -
2354	T680001318	368.0	$ -	$ -	$ -	$ -	$ -	$ -	$ -	$ -	$ -	$ -	$ -	$ -	$ -
2355	T680001318	369.0	$ -	$ -	$ -	$ -	$ -	$ -	$ -	$ -	$ -	$ -	$ -	$ -	$ -
2356	T624001319	367.1	$ 2	$ 2	$ 2	$ 2	$ 2	$ 2	$ 3	$ 3	$ 3	$ 3	$ 3	$ 3	$ 3
2357	660001320	390.0	$ -	$ -	$ -	$ -	$ -	$ -	$ -	$ -	$ -	$ -	$ -	$ -	$ -
2358	667001321	376.1	$ -	$ -	$ -	$ -	$ -	$ -	$ -	$ -	$ -	$ -	$ -	$ -	$ -
2359	667001321	376.2	$ -	$ -	$ -	$ -	$ -	$ -	$ -	$ -	$ -	$ -	$ -	$ -	$ -
2360	667001321	376.4	$ -	$ -	$ -	$ -	$ -	$ -	$ -	$ -	$ -	$ -	$ -	$ -	$ -
2361	627001323	303.3	$ -	$ -	$ -	$ -	$ -	$ -	$ -	$ -	$ -	$ -	$ -	$ -	$ -
2362	T660001324	369.0	$ -	$ -	$ -	$ -	$ -	$ -	$ -	$ -	$ -	$ -	$ -	$ -	$ -
2363	625001325	390.0	$ -	$ -	$ -	$ -	$ -	$ -	$ -	$ -	$ -	$ -	$ -	$ -	$ -
2364	T680001326	367.1	$ -	$ -	$ -	$ -	$ -	$ -	$ -	$ -	$ -	$ -	$ -	$ -	$ -
2365	T680001326	368.0	$ -	$ -	$ -	$ -	$ -	$ -	$ -	$ -	$ -	$ -	$ -	$ -	$ -
2366	T680001326	369.0	$ -	$ -	$ -	$ -	$ -	$ -	$ -	$ -	$ -	$ -	$ -	$ -	$ -
2367	627001327	376.1	$ -	$ -	$ -	$ -	$ -	$ -	$ -	$ -	$ -	$ -	$ -	$ -	$ -
2368	627001327	376.2	$ -	$ -	$ -	$ -	$ -	$ -	$ -	$ -	$ -	$ -	$ -	$ -	$ -
2369	627001327	376.4	$ -	$ -	$ -	$ -	$ -	$ -	$ -	$ -	$ -	$ -	$ -	$ -	$ -
2370	627001327	380.0	$ -	$ -	$ -	$ -	$ -	$ -	$ -	$ -	$ -	$ -	$ -	$ -	$ -
2371	T610001328	368.0	$ -	$ -	$ -	$ -	$ -	$ -	$ -	$ -	$ -	$ -	$ -	$ -	$ -
2372	T610001328	369.0	$ -	$ -	$ -	$ -	$ -	$ -	$ -	$ -	$ -	$ -	$ -	$ -	$ -
2373	610001329	376.1	$ -	$ -	$ -	$ -	$ -	$ -	$ -	$ -	$ -	$ -	$ -	$ -	$ -
2374	610001329	376.2	$ -	$ -	$ -	$ -	$ -	$ -	$ -	$ -	$ -	$ -	$ -	$ -	$ -
2375	610001329	376.4	$ -	$ -	$ -	$ -	$ -	$ -	$ -	$ -	$ -	$ -	$ -	$ -	$ -
2376	610001329	380.0	$ -	$ -	$ -	$ -	$ -	$ -	$ -	$ -	$ -	$ -	$ -	$ -	$ -
2377	634001330	390.0	$ -	$ -	$ -	$ -	$ -	$ -	$ -	$ -	$ -	$ -	$ -	$ -	$ -
2378	627001331	390.0	$ -	$ -	$ -	$ -	$ -	$ -	$ -	$ -	$ -	$ -	$ -	$ -	$ -
2379	610001332	367.1	$ -	$ -	$ -	$ -	$ -	$ -	$ -	$ -	$ -	$ -	$ -	$ -	$ -
2380	610001332	368.0	$ -	$ -	$ -	$ -	$ -	$ -	$ -	$ -	$ -	$ -	$ -	$ -	$ -
2381	610001332	369.0	$ -	$ -	$ -	$ -	$ -	$ -	$ -	$ -	$ -	$ -	$ -	$ -	$ -
2382	680001333	376.1	$ -	$ -	$ -	$ -	$ -	$ -	$ -	$ -	$ -	$ -	$ -	$ -	$ -
2383	680001333	376.2	$ -	$ -	$ -	$ -	$ -	$ -	$ -	$ -	$ -	$ -	$ -	$ -	$ -
2384	680001333	376.4	$ -	$ -	$ -	$ -	$ -	$ -	$ -	$ -	$ -	$ -	$ -	$ -	$ -
2385	632001334	390.0	$ -	$ -	$ -	$ -	$ -	$ -	$ -	$ -	$ -	$ -	$ -	$ -	$ -
2386	T624001335	368.0	$ -	$ -	$ -	$ -	$ -	$ -	$ -	$ -	$ -	$ -	$ -	$ -	$ -
2387	T624001335	369.0	$ -	$ -	$ -	$ -	$ -	$ -	$ -	$ -	$ -	$ -	$ -	$ -	$ -
2388	T610001336	367.1	$ -	$ -	$ -	$ -	$ -	$ -	$ -	$ -	$ -	$ -	$ -	$ -	$ -
2389	T610001336	368.0	$ -	$ -	$ -	$ -	$ -	$ -	$ -	$ -	$ -	$ -	$ -	$ -	$ -
2390	T610001336	369.0	$ -	$ -	$ -	$ -	$ -	$ -	$ -	$ -	$ -	$ -	$ -	$ -	$ -
2391	T624001337	368.0	$ -	$ -	$ -	$ -	$ -	$ -	$ -	$ -	$ -	$ -	$ -	$ -	$ -
2392	T624001337	369.0	$ -	$ -	$ -	$ -	$ -	$ -	$ -	$ -	$ -	$ -	$ -	$ -	$ -
2393	T624001338	368.0	$ -	$ -	$ -	$ -	$ -	$ -	$ -	$ -	$ -	$ -	$ -	$ -	$ -
2394	T624001338	369.0	$ -	$ -	$ -	$ -	$ -	$ -	$ -	$ -	$ -	$ -	$ -	$ -	$ -
2395	610001339	376.1	$ -	$ -	$ -	$ -	$ -	$ -	$ -	$ -	$ -	$ -	$ -	$ -	$ -

Sponsored by NMGC Witness Erik C. Buchanan

WP Plant 6 Accum Res Balances

NEW MEXICO GAS COMPANY, INC.

Accumulated Reserve Account
Base Period - 12 Months Ending March 31, 2023
Future Test Year - 12 Months Ending September 30, 2025

	A	B	AC	AD	AE	AF	AG
1							
2			Balance	Balance	Balance	Balance	Balance
3	Investment Number / Beginning Balance	FERC Account	**5/31/2025**	**6/30/2025**	**7/31/2025**	**8/31/2025**	**9/30/2025**
2350	605001317	376.2	$ -	$ -	$ -	$ -	$ -
2351	605001317	376.4	$ -	$ -	$ -	$ -	$ -
2352	605001317	380.0	$ -	$ -	$ -	$ -	$ -
2353	T680001318	367.1	$ -	$ -	$ -	$ -	$ -
2354	T680001318	368.0	$ -	$ -	$ -	$ -	$ -
2355	T680001318	369.0	$ -	$ -	$ -	$ -	$ -
2356	T624001319	367.1	$ 4	$ 4	$ 4	$ 4	$ 4
2357	660001320	390.0	$ -	$ -	$ -	$ -	$ -
2358	667001321	376.1	$ -	$ -	$ -	$ -	$ -
2359	667001321	376.2	$ -	$ -	$ -	$ -	$ -
2360	667001321	376.4	$ -	$ -	$ -	$ -	$ -
2361	627001323	303.3	$ -	$ -	$ -	$ -	$ -
2362	T660001324	369.0	$ -	$ -	$ -	$ -	$ -
2363	625001325	390.0	$ -	$ -	$ -	$ -	$ -
2364	T680001326	367.1	$ -	$ -	$ -	$ -	$ -
2365	T680001326	368.0	$ -	$ -	$ -	$ -	$ -
2366	T680001326	369.0	$ -	$ -	$ -	$ -	$ -
2367	627001327	376.1	$ -	$ -	$ -	$ -	$ -
2368	627001327	376.2	$ -	$ -	$ -	$ -	$ -
2369	627001327	376.4	$ -	$ -	$ -	$ -	$ -
2370	627001327	380.0	$ -	$ -	$ -	$ -	$ -
2371	T610001328	368.0	$ -	$ -	$ -	$ -	$ -
2372	T610001328	369.0	$ -	$ -	$ -	$ -	$ -
2373	610001329	376.1	$ -	$ -	$ -	$ -	$ -
2374	610001329	376.2	$ -	$ -	$ -	$ -	$ -
2375	610001329	376.4	$ -	$ -	$ -	$ -	$ -
2376	610001329	380.0	$ -	$ -	$ -	$ -	$ -
2377	634001330	390.0	$ -	$ -	$ -	$ -	$ -
2378	627001331	390.0	$ -	$ -	$ -	$ -	$ -
2379	610001332	367.1	$ -	$ -	$ -	$ -	$ -
2380	610001332	368.0	$ -	$ -	$ -	$ -	$ -
2381	610001332	369.0	$ -	$ -	$ -	$ -	$ -
2382	680001333	376.1	$ -	$ -	$ -	$ -	$ -
2383	680001333	376.2	$ -	$ -	$ -	$ -	$ -
2384	680001333	376.4	$ -	$ -	$ -	$ -	$ -
2385	632001334	390.0	$ -	$ -	$ -	$ -	$ -
2386	T624001335	368.0	$ -	$ -	$ -	$ -	$ -
2387	T624001335	369.0	$ -	$ -	$ -	$ -	$ -
2388	T610001336	367.1	$ -	$ -	$ -	$ -	$ -
2389	T610001336	368.0	$ -	$ -	$ -	$ -	$ -
2390	T610001336	369.0	$ -	$ -	$ -	$ -	$ -
2391	T624001337	368.0	$ -	$ -	$ -	$ -	$ -
2392	T624001337	369.0	$ -	$ -	$ -	$ -	$ -
2393	T624001338	368.0	$ -	$ -	$ -	$ -	$ -
2394	T624001338	369.0	$ -	$ -	$ -	$ -	$ -
2395	610001339	376.1	$ -	$ -	$ -	$ -	$ -

Sponsored by NMGC Witness Erik C. Buchanan

NEW MEXICO GAS COMPANY, INC.

Accumulated Reserve Account
Base Period - 12 Months Ending March 31, 2023
Future Test Year - 12 Months Ending September 30, 2025

	A	B	C	D	E	F	G	H	I	J	K	L	M	N	O
1			Adjusted Base Period												
2			Balance	Balance	Balance	Balance	Balance	Balance	Balance	Balance	Balance	Balance	Balance	Balance	Balance
3	Investment Number / Beginning Balance	FERC Account	**3/31/2023**	**4/30/2023**	**5/31/2023**	**6/30/2023**	**7/31/2023**	**8/31/2023**	**9/30/2023**	**10/31/2023**	**11/30/2023**	**12/31/2023**	**1/31/2024**	**2/29/2024**	**3/31/2024**
2396	610001339	376.2	$ -	$ -	$ -	$ -	$ -	$ -	$ -	$ -	$ -	$ -	$ -	$ -	$ -
2397	610001339	376.4	$ -	$ -	$ -	$ -	$ -	$ -	$ -	$ -	$ -	$ -	$ -	$ -	$ -
2398	T624001340	368.0	$ -	$ -	$ -	$ -	$ -	$ -	$ -	$ -	$ -	$ -	$ -	$ -	$ -
2399	T624001340	369.0	$ -	$ -	$ -	$ -	$ -	$ -	$ -	$ -	$ -	$ -	$ -	$ -	$ -
2400	601001342	368.0	$ -	$ -	$ -	$ -	$ -	$ -	$ -	$ -	$ -	$ -	$ -	$ -	$ -
2401	601001342	369.0	$ -	$ -	$ -	$ -	$ -	$ -	$ -	$ -	$ -	$ -	$ -	$ -	$ -
2402	627001343	380.0	$ -	$ -	$ -	$ -	$ 7	$ 13	$ 16	$ 26	$ 35	$ 45	$ 69	$ 94	$ 118
2403	627001343	380.1	$ -	$ -	$ -	$ -	$ 3	$ 6	$ 7	$ 11	$ 16	$ 20	$ 31	$ 42	$ 53
2404	T621001344	367.1	$ -	$ -	$ -	$ -	$ -	$ -	$ -	$ -	$ -	$ -	$ -	$ -	$ -
2405	T621001344	368.0	$ -	$ -	$ -	$ -	$ -	$ -	$ -	$ -	$ -	$ -	$ -	$ -	$ -
2406	T621001344	369.0	$ -	$ -	$ -	$ -	$ -	$ -	$ -	$ -	$ -	$ -	$ -	$ -	$ -
2407	T626001345	367.1	$ -	$ -	$ -	$ -	$ -	$ -	$ -	$ -	$ -	$ -	$ -	$ -	$ -
2408	T626001345	368.0	$ -	$ -	$ -	$ -	$ -	$ -	$ -	$ -	$ -	$ -	$ -	$ -	$ -
2409	T626001345	369.0	$ -	$ -	$ -	$ -	$ -	$ -	$ -	$ -	$ -	$ -	$ -	$ -	$ -
2410	T660001346	367.1	$ -	$ -	$ -	$ -	$ -	$ -	$ -	$ -	$ -	$ -	$ -	$ -	$ -
2411	T660001346	368.0	$ -	$ -	$ -	$ -	$ -	$ -	$ -	$ -	$ -	$ -	$ -	$ -	$ -
2412	T660001346	369.0	$ -	$ -	$ -	$ -	$ -	$ -	$ -	$ -	$ -	$ -	$ -	$ -	$ -
2413	610001347	376.1	$ -	$ -	$ -	$ -	$ -	$ -	$ -	$ -	$ -	$ -	$ -	$ -	$ -
2414	610001347	376.2	$ -	$ -	$ -	$ -	$ -	$ -	$ -	$ -	$ -	$ -	$ -	$ -	$ -
2415	610001347	376.4	$ -	$ -	$ -	$ -	$ -	$ -	$ -	$ -	$ -	$ -	$ -	$ -	$ -
2416	610001347	380.0	$ -	$ -	$ -	$ -	$ -	$ -	$ -	$ -	$ -	$ -	$ -	$ -	$ -
2417	601001348	303.3	$ -	$ -	$ -	$ -	$ -	$ -	$ -	$ -	$ -	$ -	$ -	$ -	$ -
2418	T624001349	367.1	$ -	$ -	$ -	$ -	$ -	$ -	$ -	$ -	$ -	$ -	$ -	$ -	$ -
2419	T624001349	368.0	$ -	$ -	$ -	$ -	$ -	$ -	$ -	$ -	$ -	$ -	$ -	$ -	$ -
2420	T624001349	369.0	$ -	$ -	$ -	$ -	$ -	$ -	$ -	$ -	$ -	$ -	$ -	$ -	$ -
2421	T624001354	367.1	$ -	$ -	$ -	$ -	$ -	$ -	$ -	$ -	$ -	$ -	$ -	$ -	$ -
2422	T624001354	368.0	$ -	$ -	$ -	$ -	$ -	$ -	$ -	$ -	$ -	$ -	$ -	$ -	$ -
2423	T624001354	369.0	$ -	$ -	$ -	$ -	$ -	$ -	$ -	$ -	$ -	$ -	$ -	$ -	$ -
2424	T624001355	367.1	$ -	$ -	$ -	$ -	$ -	$ -	$ -	$ -	$ -	$ -	$ -	$ -	$ -
2425	T624001355	368.0	$ -	$ -	$ -	$ -	$ -	$ -	$ -	$ -	$ -	$ -	$ -	$ -	$ -
2426	T624001355	369.0	$ -	$ -	$ -	$ -	$ -	$ -	$ -	$ -	$ -	$ -	$ -	$ -	$ -
2427	610001356	376.1	$ -	$ -	$ -	$ 90	$ 180	$ 270	$ 355	$ 440	$ 525	$ 610	$ 694	$ 779	$ 864
2428	610001356	376.2	$ -	$ -	$ -	$ 550	$ 1,101	$ 1,651	$ 2,223	$ 2,794	$ 3,366	$ 3,937	$ 4,509	$ 5,080	$ 5,652
2429	610001356	376.4	$ -	$ -	$ -	$ 74	$ 147	$ 221	$ 293	$ 366	$ 438	$ 511	$ 583	$ 656	$ 728
2430	610001356	380.0	$ -	$ -	$ -	$ 266	$ 531	$ 797	$ 913	$ 1,030	$ 1,146	$ 1,263	$ 1,379	$ 1,496	$ 1,613
2431	610001357	376.1	$ -	$ -	$ -	$ -	$ -	$ -	$ -	$ -	$ -	$ -	$ -	$ -	$ -
2432	610001357	376.2	$ -	$ -	$ -	$ -	$ -	$ -	$ -	$ -	$ -	$ -	$ -	$ -	$ -
2433	610001357	376.4	$ -	$ -	$ -	$ -	$ -	$ -	$ -	$ -	$ -	$ -	$ -	$ -	$ -
2434	610001357	380.0	$ -	$ -	$ -	$ -	$ -	$ -	$ -	$ -	$ -	$ -	$ -	$ -	$ -
2435	610001358	376.1	$ -	$ -	$ -	$ -	$ -	$ -	$ -	$ -	$ -	$ -	$ -	$ -	$ -
2436	610001358	376.2	$ -	$ -	$ -	$ -	$ -	$ -	$ -	$ -	$ -	$ -	$ -	$ -	$ -
2437	610001358	376.4	$ -	$ -	$ -	$ -	$ -	$ -	$ -	$ -	$ -	$ -	$ -	$ -	$ -
2438	610001358	380.0	$ -	$ -	$ -	$ -	$ -	$ -	$ -	$ -	$ -	$ -	$ -	$ -	$ -
2439	610001359	376.1	$ -	$ -	$ -	$ -	$ -	$ -	$ -	$ -	$ -	$ -	$ -	$ -	$ -
2440	610001359	376.2	$ -	$ -	$ -	$ -	$ -	$ -	$ -	$ -	$ -	$ -	$ -	$ -	$ -
2441	610001359	376.4	$ -	$ -	$ -	$ -	$ -	$ -	$ -	$ -	$ -	$ -	$ -	$ -	$ -

Sponsored by NMGC Witness Erik C. Buchanan

WP Plant 6 Accum Res Balances

NEW MEXICO GAS COMPANY, INC.

Accumulated Reserve Account
Base Period - 12 Months Ending March 31, 2023
Future Test Year - 12 Months Ending September 30, 2025

	A	B	P	Q	R	S	T	U	V	W	X	Y	Z	AA	AB
1															
2			Balance	Balance	Balance	Balance	Balance	Balance	Balance	Balance	Balance	Balance	Balance	Balance	Balance
3	Investment Number / Beginning Balance	FERC Account	4/30/2024	5/31/2024	6/30/2024	7/31/2024	8/31/2024	9/30/2024	10/31/2024	11/30/2024	12/31/2024	1/31/2025	2/28/2025	3/31/2025	4/30/2025
2396	610001339	376.2	$ -	$ -	$ -	$ -	$ -	$ -	$ -	$ -	$ -	$ -	$ -	$ -	$ -
2397	610001339	376.4	$ -	$ -	$ -	$ -	$ -	$ -	$ -	$ -	$ -	$ -	$ -	$ -	$ -
2398	T624001340	368.0	$ -	$ -	$ -	$ -	$ -	$ -	$ -	$ -	$ -	$ -	$ -	$ -	$ -
2399	T624001340	369.0	$ -	$ -	$ -	$ -	$ -	$ -	$ -	$ -	$ -	$ -	$ -	$ -	$ -
2400	601001342	368.0	$ -	$ -	$ -	$ -	$ -	$ -	$ -	$ -	$ -	$ -	$ -	$ -	$ -
2401	601001342	369.0	$ -	$ -	$ -	$ -	$ -	$ -	$ -	$ -	$ -	$ -	$ -	$ -	$ -
2402	627001343	380.0	$ 145	$ 173	$ 200	$ 232	$ 264	$ 296	$ 333	$ 371	$ 409	$ 463	$ 518	$ 572	$ 629
2403	627001343	380.1	$ 66	$ 78	$ 90	$ 105	$ 119	$ 134	$ 151	$ 168	$ 185	$ 210	$ 235	$ 259	$ 285
2404	T621001344	367.1	$ -	$ -	$ -	$ -	$ -	$ -	$ -	$ -	$ -	$ -	$ -	$ -	$ -
2405	T621001344	368.0	$ -	$ -	$ -	$ -	$ -	$ -	$ -	$ -	$ -	$ -	$ -	$ -	$ -
2406	T621001344	369.0	$ -	$ -	$ -	$ -	$ -	$ -	$ -	$ -	$ -	$ -	$ -	$ -	$ -
2407	T626001345	367.1	$ -	$ -	$ -	$ -	$ -	$ -	$ -	$ -	$ -	$ -	$ -	$ -	$ -
2408	T626001345	368.0	$ -	$ -	$ -	$ -	$ -	$ -	$ -	$ -	$ -	$ -	$ -	$ -	$ -
2409	T626001345	369.0	$ -	$ -	$ -	$ -	$ -	$ -	$ -	$ -	$ -	$ -	$ -	$ -	$ -
2410	T660001346	367.1	$ -	$ -	$ -	$ -	$ -	$ -	$ -	$ -	$ -	$ -	$ -	$ -	$ -
2411	T660001346	368.0	$ -	$ -	$ -	$ -	$ -	$ -	$ -	$ -	$ -	$ -	$ -	$ -	$ -
2412	T660001346	369.0	$ -	$ -	$ -	$ -	$ -	$ -	$ -	$ -	$ -	$ -	$ -	$ -	$ -
2413	610001347	376.1	$ -	$ -	$ -	$ -	$ -	$ -	$ -	$ -	$ -	$ -	$ -	$ -	$ -
2414	610001347	376.2	$ -	$ -	$ -	$ -	$ -	$ -	$ -	$ -	$ -	$ -	$ -	$ -	$ -
2415	610001347	376.4	$ -	$ -	$ -	$ -	$ -	$ -	$ -	$ -	$ -	$ -	$ -	$ -	$ -
2416	610001347	380.0	$ -	$ -	$ -	$ -	$ -	$ -	$ -	$ -	$ -	$ -	$ -	$ -	$ -
2417	601001348	303.3	$ -	$ -	$ -	$ -	$ -	$ -	$ -	$ -	$ -	$ -	$ 1,890	$ 3,781	$ 5,671
2418	T624001349	367.1	$ -	$ -	$ -	$ -	$ -	$ -	$ -	$ -	$ -	$ -	$ -	$ -	$ -
2419	T624001349	368.0	$ -	$ -	$ -	$ -	$ -	$ -	$ -	$ -	$ -	$ -	$ -	$ -	$ -
2420	T624001349	369.0	$ -	$ -	$ -	$ -	$ -	$ -	$ -	$ -	$ -	$ -	$ -	$ -	$ -
2421	T624001354	367.1	$ -	$ -	$ -	$ -	$ -	$ -	$ -	$ -	$ -	$ -	$ -	$ -	$ -
2422	T624001354	368.0	$ -	$ -	$ -	$ -	$ -	$ -	$ -	$ -	$ -	$ -	$ -	$ -	$ -
2423	T624001354	369.0	$ -	$ -	$ -	$ -	$ -	$ -	$ -	$ -	$ -	$ -	$ -	$ -	$ -
2424	T624001355	367.1	$ -	$ -	$ -	$ -	$ -	$ -	$ -	$ -	$ -	$ -	$ -	$ -	$ -
2425	T624001355	368.0	$ -	$ -	$ -	$ -	$ -	$ -	$ -	$ -	$ -	$ -	$ -	$ -	$ -
2426	T624001355	369.0	$ -	$ -	$ -	$ -	$ -	$ -	$ -	$ -	$ -	$ -	$ -	$ -	$ -
2427	610001356	376.1	$ 949	$ 1,034	$ 1,119	$ 1,204	$ 1,289	$ 1,374	$ 1,459	$ 1,543	$ 1,628	$ 1,713	$ 1,798	$ 1,883	$ 1,968
2428	610001356	376.2	$ 6,223	$ 6,795	$ 7,366	$ 7,938	$ 8,509	$ 9,081	$ 9,653	$ 10,224	$ 10,796	$ 11,367	$ 11,939	$ 12,510	$ 13,082
2429	610001356	376.4	$ 801	$ 873	$ 946	$ 1,018	$ 1,091	$ 1,163	$ 1,236	$ 1,308	$ 1,381	$ 1,453	$ 1,526	$ 1,598	$ 1,671
2430	610001356	380.0	$ 1,729	$ 1,846	$ 1,962	$ 2,079	$ 2,195	$ 2,312	$ 2,429	$ 2,545	$ 2,662	$ 2,778	$ 2,895	$ 3,011	$ 3,128
2431	610001357	376.1	$ -	$ -	$ -	$ -	$ -	$ -	$ -	$ -	$ -	$ -	$ -	$ -	$ -
2432	610001357	376.2	$ -	$ -	$ -	$ -	$ -	$ -	$ -	$ -	$ -	$ -	$ -	$ -	$ -
2433	610001357	376.4	$ -	$ -	$ -	$ -	$ -	$ -	$ -	$ -	$ -	$ -	$ -	$ -	$ -
2434	610001357	380.0	$ -	$ -	$ -	$ -	$ -	$ -	$ -	$ -	$ -	$ -	$ -	$ -	$ -
2435	610001358	376.1	$ -	$ -	$ -	$ -	$ -	$ -	$ -	$ -	$ -	$ -	$ -	$ -	$ -
2436	610001358	376.2	$ -	$ -	$ -	$ -	$ -	$ -	$ -	$ -	$ -	$ -	$ -	$ -	$ -
2437	610001358	376.4	$ -	$ -	$ -	$ -	$ -	$ -	$ -	$ -	$ -	$ -	$ -	$ -	$ -
2438	610001358	380.0	$ -	$ -	$ -	$ -	$ -	$ -	$ -	$ -	$ -	$ -	$ -	$ -	$ -
2439	610001359	376.1	$ -	$ -	$ -	$ -	$ -	$ -	$ -	$ -	$ -	$ -	$ -	$ -	$ -
2440	610001359	376.2	$ -	$ -	$ -	$ -	$ -	$ -	$ -	$ -	$ -	$ -	$ -	$ -	$ -
2441	610001359	376.4	$ -	$ -	$ -	$ -	$ -	$ -	$ -	$ -	$ -	$ -	$ -	$ -	$ -

Sponsored by NMGC Witness Erik C. Buchanan

WP Plant 6 Accum Res Balances

NEW MEXICO GAS COMPANY, INC.

Accumulated Reserve Account
Base Period - 12 Months Ending March 31, 2023
Future Test Year - 12 Months Ending September 30, 2025

	A	B	AC	AD	AE	AF	AG
1							
2			Balance	Balance	Balance	Balance	Balance
3	Investment Number / Beginning Balance	FERC Account	**5/31/2025**	**6/30/2025**	**7/31/2025**	**8/31/2025**	**9/30/2025**
2396	610001339	376.2	$ -	$ -	$ -	$ -	$ -
2397	610001339	376.4	$ -	$ -	$ -	$ -	$ -
2398	T624001340	368.0	$ -	$ -	$ -	$ -	$ -
2399	T624001340	369.0	$ -	$ -	$ -	$ -	$ -
2400	601001342	368.0	$ -	$ -	$ -	$ -	$ -
2401	601001342	369.0	$ -	$ -	$ -	$ -	$ -
2402	627001343	380.0	$ 687	$ 744	$ 806	$ 868	$ 930
2403	627001343	380.1	$ 311	$ 337	$ 365	$ 393	$ 422
2404	T621001344	367.1	$ -	$ -	$ -	$ -	$ -
2405	T621001344	368.0	$ -	$ -	$ -	$ -	$ -
2406	T621001344	369.0	$ -	$ -	$ -	$ -	$ -
2407	T626001345	367.1	$ -	$ -	$ -	$ -	$ -
2408	T626001345	368.0	$ -	$ -	$ -	$ -	$ -
2409	T626001345	369.0	$ -	$ -	$ -	$ -	$ -
2410	T660001346	367.1	$ -	$ -	$ -	$ -	$ -
2411	T660001346	368.0	$ -	$ -	$ -	$ -	$ -
2412	T660001346	369.0	$ -	$ -	$ -	$ -	$ -
2413	610001347	376.1	$ -	$ -	$ -	$ -	$ -
2414	610001347	376.2	$ -	$ -	$ -	$ -	$ -
2415	610001347	376.4	$ -	$ -	$ -	$ -	$ -
2416	610001347	380.0	$ -	$ -	$ -	$ -	$ -
2417	601001348	303.3	$ 7,561	$ 9,452	$ 11,342	$ 13,233	$ 15,123
2418	T624001349	367.1	$ -	$ -	$ -	$ -	$ -
2419	T624001349	368.0	$ -	$ -	$ -	$ -	$ -
2420	T624001349	369.0	$ -	$ -	$ -	$ -	$ -
2421	T624001354	367.1	$ -	$ -	$ -	$ -	$ -
2422	T624001354	368.0	$ -	$ -	$ -	$ -	$ -
2423	T624001354	369.0	$ -	$ -	$ -	$ -	$ -
2424	T624001355	367.1	$ -	$ -	$ -	$ -	$ -
2425	T624001355	368.0	$ -	$ -	$ -	$ -	$ -
2426	T624001355	369.0	$ -	$ -	$ -	$ -	$ -
2427	610001356	376.1	$ 2,053	$ 2,138	$ 2,223	$ 2,307	$ 2,392
2428	610001356	376.2	$ 13,653	$ 14,225	$ 14,796	$ 15,368	$ 15,939
2429	610001356	376.4	$ 1,743	$ 1,816	$ 1,888	$ 1,961	$ 2,033
2430	610001356	380.0	$ 3,245	$ 3,361	$ 3,478	$ 3,594	$ 3,711
2431	610001357	376.1	$ -	$ -	$ -	$ -	$ -
2432	610001357	376.2	$ -	$ -	$ -	$ -	$ -
2433	610001357	376.4	$ -	$ -	$ -	$ -	$ -
2434	610001357	380.0	$ -	$ -	$ -	$ -	$ -
2435	610001358	376.1	$ -	$ -	$ -	$ -	$ -
2436	610001358	376.2	$ -	$ -	$ -	$ -	$ -
2437	610001358	376.4	$ -	$ -	$ -	$ -	$ -
2438	610001358	380.0	$ -	$ -	$ -	$ -	$ -
2439	610001359	376.1	$ -	$ -	$ 256	$ 512	$ 768
2440	610001359	376.2	$ -	$ -	$ 264	$ 528	$ 792
2441	610001359	376.4	$ -	$ -	$ 107	$ 213	$ 320

Sponsored by NMGC Witness Erik C. Buchanan

NEW MEXICO GAS COMPANY, INC.

Accumulated Reserve Account
Base Period - 12 Months Ending March 31, 2023
Future Test Year - 12 Months Ending September 30, 2025

	A	B	C	D	E	F	G	H	I	J	K	L	M	N	O
1			Adjusted Base Period												
2			Balance	Balance	Balance	Balance	Balance	Balance	Balance	Balance	Balance	Balance	Balance	Balance	Balance
3	Investment Number / Beginning Balance	FERC Account	**3/31/2023**	**4/30/2023**	**5/31/2023**	**6/30/2023**	**7/31/2023**	**8/31/2023**	**9/30/2023**	**10/31/2023**	**11/30/2023**	**12/31/2023**	**1/31/2024**	**2/29/2024**	**3/31/2024**
2442	610001359	380.0	$ -	$ -	$ -	$ -	$ -	$ -	$ -	$ -	$ -	$ -	$ -	$ -	$ -
2443	T680001360	368.0	$ -	$ -	$ -	$ -	$ -	$ -	$ -	$ -	$ -	$ -	$ -	$ -	$ -
2444	T680001360	369.0	$ -	$ -	$ -	$ -	$ -	$ -	$ -	$ -	$ -	$ -	$ -	$ -	$ -
2445	T660001361	367.4	$ -	$ -	$ -	$ -	$ -	$ -	$ -	$ -	$ -	$ -	$ -	$ -	$ -
2446	T610001362	367.4	$ -	$ -	$ -	$ -	$ -	$ -	$ -	$ -	$ -	$ -	$ -	$ -	$ -
2447	624001363	376.1	$ -	$ -	$ -	$ -	$ 1	$ 1	$ 2	$ 3	$ 4	$ 4	$ 5	$ 6	$ 6
2448	624001363	376.2	$ -	$ -	$ -	$ -	$ 0	$ 1	$ 2	$ 2	$ 3	$ 3	$ 4	$ 4	$ 5
2449	624001363	376.4	$ -	$ -	$ -	$ -	$ 1	$ 1	$ 2	$ 2	$ 3	$ 3	$ 4	$ 4	$ 5
2450	T660001364	368.0	$ -	$ -	$ -	$ -	$ -	$ -	$ -	$ -	$ -	$ -	$ -	$ -	$ -
2451	T660001364	369.0	$ -	$ -	$ -	$ -	$ -	$ -	$ -	$ -	$ -	$ -	$ -	$ -	$ -
2452	T610001365	367.1	$ -	$ -	$ -	$ -	$ -	$ -	$ -	$ -	$ -	$ -	$ -	$ -	$ -
2453	T610001365	368.0	$ -	$ -	$ -	$ -	$ -	$ -	$ -	$ -	$ -	$ -	$ -	$ -	$ -
2454	T610001365	369.0	$ -	$ -	$ -	$ -	$ -	$ -	$ -	$ -	$ -	$ -	$ -	$ -	$ -
2455	T610001368	367.1	$ -	$ -	$ -	$ -	$ -	$ -	$ -	$ -	$ -	$ -	$ -	$ -	$ -
2456	T610001368	368.0	$ -	$ -	$ -	$ -	$ -	$ -	$ -	$ -	$ -	$ -	$ -	$ -	$ -
2457	T610001368	369.0	$ -	$ -	$ -	$ -	$ -	$ -	$ -	$ -	$ -	$ -	$ -	$ -	$ -
2458	T610001369	367.1	$ -	$ -	$ -	$ -	$ -	$ -	$ -	$ -	$ -	$ -	$ -	$ -	$ -
2459	T610001369	368.0	$ -	$ -	$ -	$ -	$ -	$ -	$ -	$ -	$ -	$ -	$ -	$ -	$ -
2460	T610001369	369.0	$ -	$ -	$ -	$ -	$ -	$ -	$ -	$ -	$ -	$ -	$ -	$ -	$ -
2461	T610001370	367.1	$ -	$ -	$ -	$ -	$ -	$ -	$ -	$ -	$ -	$ -	$ -	$ -	$ -
2462	T610001370	368.0	$ -	$ -	$ -	$ -	$ -	$ -	$ -	$ -	$ -	$ -	$ -	$ -	$ -
2463	T610001370	369.0	$ -	$ -	$ -	$ -	$ -	$ -	$ -	$ -	$ -	$ -	$ -	$ -	$ -
2464	T610001371	367.1	$ -	$ -	$ -	$ -	$ -	$ -	$ -	$ -	$ -	$ -	$ -	$ -	$ -
2465	T610001371	368.0	$ -	$ -	$ -	$ -	$ -	$ -	$ -	$ -	$ -	$ -	$ -	$ -	$ -
2466	T610001371	369.0	$ -	$ -	$ -	$ -	$ -	$ -	$ -	$ -	$ -	$ -	$ -	$ -	$ -
2467	T610001372	367.1	$ -	$ -	$ -	$ -	$ -	$ -	$ -	$ -	$ -	$ -	$ -	$ -	$ -
2468	T610001372	368.0	$ -	$ -	$ -	$ -	$ -	$ -	$ -	$ -	$ -	$ -	$ -	$ -	$ -
2469	T610001372	369.0	$ -	$ -	$ -	$ -	$ -	$ -	$ -	$ -	$ -	$ -	$ -	$ -	$ -
2470	T624001373	367.1	$ -	$ -	$ -	$ -	$ -	$ -	$ -	$ -	$ -	$ -	$ -	$ -	$ -
2471	T624001373	368.0	$ -	$ -	$ -	$ -	$ -	$ -	$ -	$ -	$ -	$ -	$ -	$ -	$ -
2472	T624001373	369.0	$ -	$ -	$ -	$ -	$ -	$ -	$ -	$ -	$ -	$ -	$ -	$ -	$ -
2473	T624001374	367.1	$ -	$ -	$ -	$ 128	$ 256	$ 384	$ 497	$ 610	$ 724	$ 837	$ 950	$ 1,064	$ 1,177
2474	T624001374	368.0	$ -	$ -	$ -	$ 20	$ 39	$ 59	$ 80	$ 102	$ 124	$ 146	$ 167	$ 189	$ 211
2475	T624001374	369.0	$ -	$ -	$ -	$ 40	$ 81	$ 121	$ 166	$ 211	$ 256	$ 301	$ 346	$ 391	$ 436
2476	T624001375	367.1	$ -	$ -	$ -	$ -	$ -	$ -	$ -	$ -	$ -	$ -	$ -	$ -	$ -
2477	T624001375	368.0	$ -	$ -	$ -	$ -	$ -	$ -	$ -	$ -	$ -	$ -	$ -	$ -	$ -
2478	T624001375	369.0	$ -	$ -	$ -	$ -	$ -	$ -	$ -	$ -	$ -	$ -	$ -	$ -	$ -
2479	T624001376	367.1	$ -	$ -	$ -	$ -	$ -	$ -	$ -	$ -	$ -	$ -	$ -	$ -	$ -
2480	T624001376	368.0	$ -	$ -	$ -	$ -	$ -	$ -	$ -	$ -	$ -	$ -	$ -	$ -	$ -
2481	T624001376	369.0	$ -	$ -	$ -	$ -	$ -	$ -	$ -	$ -	$ -	$ -	$ -	$ -	$ -
2482	T624001377	367.1	$ -	$ -	$ -	$ -	$ -	$ -	$ -	$ -	$ -	$ -	$ -	$ -	$ -
2483	T624001377	368.0	$ -	$ -	$ -	$ -	$ -	$ -	$ -	$ -	$ -	$ -	$ -	$ -	$ -
2484	T624001377	369.0	$ -	$ -	$ -	$ -	$ -	$ -	$ -	$ -	$ -	$ -	$ -	$ -	$ -
2485	T624001378	367.4	$ -	$ -	$ -	$ -	$ -	$ -	$ -	$ -	$ -	$ -	$ -	$ -	$ -
2486	T610001379	367.1	$ -	$ -	$ -	$ -	$ -	$ -	$ -	$ -	$ -	$ -	$ -	$ -	$ -
2487	T610001379	368.0	$ -	$ -	$ -	$ -	$ -	$ -	$ -	$ -	$ -	$ -	$ -	$ -	$ -

Sponsored by NMGC Witness Erik C. Buchanan

WP Plant 6 Accum Res Balances

NEW MEXICO GAS COMPANY, INC.

Accumulated Reserve Account
Base Period - 12 Months Ending March 31, 2023
Future Test Year - 12 Months Ending September 30, 2025

	A	B	P	Q	R	S	T	U	V	W	X	Y	Z	AA	AB
1															
2			Balance	Balance	Balance	Balance	Balance	Balance	Balance	Balance	Balance	Balance	Balance	Balance	Balance
3	Investment Number / Beginning Balance	FERC Account	4/30/2024	5/31/2024	6/30/2024	7/31/2024	8/31/2024	9/30/2024	10/31/2024	11/30/2024	12/31/2024	1/31/2025	2/28/2025	3/31/2025	4/30/2025
2442	610001359	380.0	$ -	$ -	$ -	$ -	$ -	$ -	$ -	$ -	$ -	$ -	$ -	$ -	$ -
2443	T680001360	368.0	$ -	$ -	$ -	$ -	$ -	$ -	$ -	$ -	$ -	$ -	$ -	$ -	$ -
2444	T680001360	369.0	$ -	$ -	$ -	$ -	$ -	$ -	$ -	$ -	$ -	$ -	$ -	$ -	$ -
2445	T660001361	367.4	$ -	$ -	$ -	$ -	$ -	$ -	$ -	$ -	$ -	$ -	$ -	$ -	$ -
2446	T610001362	367.4	$ -	$ -	$ -	$ -	$ -	$ -	$ -	$ -	$ -	$ -	$ -	$ -	$ -
2447	624001363	376.1	$ 7	$ 8	$ 8	$ 9	$ 10	$ 10	$ 11	$ 12	$ 12	$ 13	$ 14	$ 14	$ 15
2448	624001363	376.2	$ 5	$ 6	$ 6	$ 7	$ 7	$ 8	$ 8	$ 9	$ 9	$ 10	$ 10	$ 11	$ 11
2449	624001363	376.4	$ 5	$ 6	$ 6	$ 7	$ 7	$ 8	$ 8	$ 9	$ 9	$ 10	$ 10	$ 11	$ 11
2450	T660001364	368.0	$ -	$ -	$ -	$ -	$ -	$ -	$ -	$ -	$ -	$ -	$ -	$ -	$ -
2451	T660001364	369.0	$ -	$ -	$ -	$ -	$ -	$ -	$ -	$ -	$ -	$ -	$ -	$ -	$ -
2452	T610001365	367.1	$ -	$ -	$ -	$ -	$ -	$ -	$ -	$ -	$ -	$ -	$ -	$ -	$ -
2453	T610001365	368.0	$ -	$ -	$ -	$ -	$ -	$ -	$ -	$ -	$ -	$ -	$ -	$ -	$ -
2454	T610001365	369.0	$ -	$ -	$ -	$ -	$ -	$ -	$ -	$ -	$ -	$ -	$ -	$ -	$ -
2455	T610001368	367.1	$ -	$ -	$ -	$ -	$ -	$ -	$ -	$ -	$ -	$ -	$ -	$ -	$ -
2456	T610001368	368.0	$ -	$ -	$ -	$ -	$ -	$ -	$ -	$ -	$ -	$ -	$ -	$ -	$ -
2457	T610001368	369.0	$ -	$ -	$ -	$ -	$ -	$ -	$ -	$ -	$ -	$ -	$ -	$ -	$ -
2458	T610001369	367.1	$ -	$ -	$ -	$ -	$ -	$ -	$ -	$ -	$ -	$ -	$ -	$ -	$ -
2459	T610001369	368.0	$ -	$ -	$ -	$ -	$ -	$ -	$ -	$ -	$ -	$ -	$ -	$ -	$ -
2460	T610001369	369.0	$ -	$ -	$ -	$ -	$ -	$ -	$ -	$ -	$ -	$ -	$ -	$ -	$ -
2461	T610001370	367.1	$ -	$ -	$ -	$ -	$ -	$ -	$ -	$ -	$ -	$ -	$ -	$ -	$ -
2462	T610001370	368.0	$ -	$ -	$ -	$ -	$ -	$ -	$ -	$ -	$ -	$ -	$ -	$ -	$ -
2463	T610001370	369.0	$ -	$ -	$ -	$ -	$ -	$ -	$ -	$ -	$ -	$ -	$ -	$ -	$ -
2464	T610001371	367.1	$ -	$ -	$ -	$ -	$ -	$ -	$ -	$ -	$ -	$ -	$ -	$ -	$ -
2465	T610001371	368.0	$ -	$ -	$ -	$ -	$ -	$ -	$ -	$ -	$ -	$ -	$ -	$ -	$ -
2466	T610001371	369.0	$ -	$ -	$ -	$ -	$ -	$ -	$ -	$ -	$ -	$ -	$ -	$ -	$ -
2467	T610001372	367.1	$ -	$ -	$ -	$ -	$ -	$ -	$ -	$ -	$ -	$ -	$ -	$ -	$ -
2468	T610001372	368.0	$ -	$ -	$ -	$ -	$ -	$ -	$ -	$ -	$ -	$ -	$ -	$ -	$ -
2469	T610001372	369.0	$ -	$ -	$ -	$ -	$ -	$ -	$ -	$ -	$ -	$ -	$ -	$ -	$ -
2470	T624001373	367.1	$ -	$ -	$ -	$ -	$ -	$ -	$ -	$ -	$ -	$ -	$ -	$ -	$ -
2471	T624001373	368.0	$ -	$ -	$ -	$ -	$ -	$ -	$ -	$ -	$ -	$ -	$ -	$ -	$ -
2472	T624001373	369.0	$ -	$ -	$ -	$ -	$ -	$ -	$ -	$ -	$ -	$ -	$ -	$ -	$ -
2473	T624001374	367.1	$ 1,290	$ 1,404	$ 1,517	$ 1,630	$ 1,744	$ 1,857	$ 1,970	$ 2,083	$ 2,197	$ 2,310	$ 2,423	$ 2,537	$ 2,650
2474	T624001374	368.0	$ 233	$ 254	$ 276	$ 298	$ 320	$ 341	$ 363	$ 385	$ 407	$ 428	$ 450	$ 472	$ 494
2475	T624001374	369.0	$ 481	$ 526	$ 571	$ 616	$ 661	$ 706	$ 751	$ 796	$ 840	$ 885	$ 930	$ 975	$ 1,020
2476	T624001375	367.1	$ -	$ -	$ -	$ -	$ -	$ -	$ -	$ -	$ -	$ -	$ -	$ -	$ -
2477	T624001375	368.0	$ -	$ -	$ -	$ -	$ -	$ -	$ -	$ -	$ -	$ -	$ -	$ -	$ -
2478	T624001375	369.0	$ -	$ -	$ -	$ -	$ -	$ -	$ -	$ -	$ -	$ -	$ -	$ -	$ -
2479	T624001376	367.1	$ -	$ -	$ -	$ -	$ -	$ -	$ -	$ -	$ -	$ -	$ -	$ -	$ -
2480	T624001376	368.0	$ -	$ -	$ -	$ -	$ -	$ -	$ -	$ -	$ -	$ -	$ -	$ -	$ -
2481	T624001376	369.0	$ -	$ -	$ -	$ -	$ -	$ -	$ -	$ -	$ -	$ -	$ -	$ -	$ -
2482	T624001377	367.1	$ -	$ -	$ -	$ -	$ -	$ -	$ -	$ -	$ -	$ -	$ -	$ -	$ -
2483	T624001377	368.0	$ -	$ -	$ -	$ -	$ -	$ -	$ -	$ -	$ -	$ -	$ -	$ -	$ -
2484	T624001377	369.0	$ -	$ -	$ -	$ -	$ -	$ -	$ -	$ -	$ -	$ -	$ -	$ -	$ -
2485	T624001378	367.4	$ -	$ -	$ -	$ -	$ -	$ -	$ -	$ -	$ -	$ -	$ -	$ -	$ -
2486	T610001379	367.1	$ -	$ -	$ -	$ -	$ -	$ -	$ -	$ -	$ -	$ -	$ -	$ -	$ -
2487	T610001379	368.0	$ -	$ -	$ -	$ -	$ -	$ -	$ -	$ -	$ -	$ -	$ -	$ -	$ -

Sponsored by NMGC Witness Erik C. Buchanan

WP Plant 6 Accum Res Balances

NEW MEXICO GAS COMPANY, INC.

Accumulated Reserve Account
Base Period - 12 Months Ending March 31, 2023
Future Test Year - 12 Months Ending September 30, 2025

	A	B	AC	AD	AE	AF	AG
1							
2			Balance	Balance	Balance	Balance	Balance
3	Investment Number / Beginning Balance	FERC Account	**5/31/2025**	**6/30/2025**	**7/31/2025**	**8/31/2025**	**9/30/2025**
2442	610001359	380.0	$ -	$ -	$ 29	$ 57	$ 86
2443	T680001360	368.0	$ -	$ -	$ -	$ -	$ -
2444	T680001360	369.0	$ -	$ -	$ -	$ -	$ -
2445	T660001361	367.4	$ -	$ -	$ -	$ -	$ -
2446	T610001362	367.4	$ -	$ -	$ -	$ -	$ -
2447	624001363	376.1	$ 16	$ 17	$ 17	$ 18	$ 19
2448	624001363	376.2	$ 12	$ 12	$ 13	$ 13	$ 14
2449	624001363	376.4	$ 12	$ 13	$ 13	$ 14	$ 14
2450	T660001364	368.0	$ -	$ -	$ -	$ -	$ -
2451	T660001364	369.0	$ -	$ -	$ -	$ -	$ -
2452	T610001365	367.1	$ -	$ -	$ -	$ -	$ -
2453	T610001365	368.0	$ -	$ -	$ -	$ -	$ -
2454	T610001365	369.0	$ -	$ -	$ -	$ -	$ -
2455	T610001368	367.1	$ -	$ -	$ -	$ -	$ -
2456	T610001368	368.0	$ -	$ -	$ -	$ -	$ -
2457	T610001368	369.0	$ -	$ -	$ -	$ -	$ -
2458	T610001369	367.1	$ -	$ -	$ -	$ -	$ -
2459	T610001369	368.0	$ -	$ -	$ -	$ -	$ -
2460	T610001369	369.0	$ -	$ -	$ -	$ -	$ -
2461	T610001370	367.1	$ -	$ -	$ -	$ -	$ -
2462	T610001370	368.0	$ -	$ -	$ -	$ -	$ -
2463	T610001370	369.0	$ -	$ -	$ -	$ -	$ -
2464	T610001371	367.1	$ -	$ -	$ -	$ -	$ -
2465	T610001371	368.0	$ -	$ -	$ -	$ -	$ -
2466	T610001371	369.0	$ -	$ -	$ -	$ -	$ -
2467	T610001372	367.1	$ -	$ -	$ -	$ -	$ -
2468	T610001372	368.0	$ -	$ -	$ -	$ -	$ -
2469	T610001372	369.0	$ -	$ -	$ -	$ -	$ -
2470	T624001373	367.1	$ -	$ -	$ -	$ -	$ -
2471	T624001373	368.0	$ -	$ -	$ -	$ -	$ -
2472	T624001373	369.0	$ -	$ -	$ -	$ -	$ -
2473	T624001374	367.1	$ 2,763	$ 2,877	$ 2,990	$ 3,103	$ 3,217
2474	T624001374	368.0	$ 515	$ 537	$ 559	$ 581	$ 602
2475	T624001374	369.0	$ 1,065	$ 1,110	$ 1,155	$ 1,200	$ 1,245
2476	T624001375	367.1	$ -	$ -	$ -	$ -	$ -
2477	T624001375	368.0	$ -	$ -	$ -	$ -	$ -
2478	T624001375	369.0	$ -	$ -	$ -	$ -	$ -
2479	T624001376	367.1	$ -	$ -	$ -	$ -	$ -
2480	T624001376	368.0	$ -	$ -	$ -	$ -	$ -
2481	T624001376	369.0	$ -	$ -	$ -	$ -	$ -
2482	T624001377	367.1	$ -	$ -	$ -	$ -	$ -
2483	T624001377	368.0	$ -	$ -	$ -	$ -	$ -
2484	T624001377	369.0	$ -	$ -	$ -	$ -	$ -
2485	T624001378	367.4	$ -	$ -	$ -	$ -	$ -
2486	T610001379	367.1	$ -	$ -	$ -	$ -	$ -
2487	T610001379	368.0	$ -	$ -	$ -	$ -	$ -

Sponsored by NMGC Witness Erik C. Buchanan

NEW MEXICO GAS COMPANY, INC.

Accumulated Reserve Account
Base Period - 12 Months Ending March 31, 2023
Future Test Year - 12 Months Ending September 30, 2025

	A	B	C	D	E	F	G	H	I	J	K	L	M	N	O
1			Adjusted Base Period												
2			Balance	Balance	Balance	Balance	Balance	Balance	Balance	Balance	Balance	Balance	Balance	Balance	Balance
3	Investment Number / Beginning Balance	FERC Account	**3/31/2023**	**4/30/2023**	**5/31/2023**	**6/30/2023**	**7/31/2023**	**8/31/2023**	**9/30/2023**	**10/31/2023**	**11/30/2023**	**12/31/2023**	**1/31/2024**	**2/29/2024**	**3/31/2024**
2488	T610001379	369.0	$ -	$ -	$ -	$ -	$ -	$ -	$ -	$ -	$ -	$ -	$ -	$ -	$ -
2489	T610001381	368.0	$ -	$ -	$ -	$ -	$ -	$ -	$ -	$ -	$ -	$ -	$ -	$ -	$ -
2490	T610001381	369.0	$ -	$ -	$ -	$ -	$ -	$ -	$ -	$ -	$ -	$ -	$ -	$ -	$ -
2491	T624001382	367.1	$ -	$ -	$ -	$ -	$ -	$ -	$ -	$ -	$ -	$ -	$ -	$ -	$ -
2492	T624001382	368.0	$ -	$ -	$ -	$ -	$ -	$ -	$ -	$ -	$ -	$ -	$ -	$ -	$ -
2493	T624001382	369.0	$ -	$ -	$ -	$ -	$ -	$ -	$ -	$ -	$ -	$ -	$ -	$ -	$ -
2494	T624001383	367.1	$ -	$ -	$ -	$ -	$ -	$ -	$ -	$ -	$ -	$ -	$ -	$ -	$ -
2495	T624001383	368.0	$ -	$ -	$ -	$ -	$ -	$ -	$ -	$ -	$ -	$ -	$ -	$ -	$ -
2496	T624001383	369.0	$ -	$ -	$ -	$ -	$ -	$ -	$ -	$ -	$ -	$ -	$ -	$ -	$ -
2497	T624001384	367.1	$ -	$ -	$ -	$ -	$ -	$ -	$ -	$ -	$ -	$ -	$ -	$ -	$ -
2498	T624001384	368.0	$ -	$ -	$ -	$ -	$ -	$ -	$ -	$ -	$ -	$ -	$ -	$ -	$ -
2499	T624001384	369.0	$ -	$ -	$ -	$ -	$ -	$ -	$ -	$ -	$ -	$ -	$ -	$ -	$ -
2500	T624001385	367.1	$ -	$ -	$ -	$ -	$ -	$ -	$ -	$ -	$ -	$ -	$ -	$ -	$ -
2501	T624001385	368.0	$ -	$ -	$ -	$ -	$ -	$ -	$ -	$ -	$ -	$ -	$ -	$ -	$ -
2502	T624001385	369.0	$ -	$ -	$ -	$ -	$ -	$ -	$ -	$ -	$ -	$ -	$ -	$ -	$ -
2503	T624001386	367.1	$ -	$ -	$ -	$ -	$ -	$ -	$ -	$ -	$ -	$ -	$ -	$ -	$ -
2504	T624001386	368.0	$ -	$ -	$ -	$ -	$ -	$ -	$ -	$ -	$ -	$ -	$ -	$ -	$ -
2505	T624001386	369.0	$ -	$ -	$ -	$ -	$ -	$ -	$ -	$ -	$ -	$ -	$ -	$ -	$ -
2506	T624001387	367.1	$ -	$ -	$ -	$ -	$ -	$ -	$ -	$ -	$ -	$ -	$ -	$ -	$ -
2507	T624001387	368.0	$ -	$ -	$ -	$ -	$ -	$ -	$ -	$ -	$ -	$ -	$ -	$ -	$ -
2508	T624001387	369.0	$ -	$ -	$ -	$ -	$ -	$ -	$ -	$ -	$ -	$ -	$ -	$ -	$ -
2509	T610001388	367.1	$ -	$ -	$ -	$ -	$ -	$ -	$ -	$ -	$ -	$ -	$ -	$ -	$ -
2510	T610001388	368.0	$ -	$ -	$ -	$ -	$ -	$ -	$ -	$ -	$ -	$ -	$ -	$ -	$ -
2511	T610001388	369.0	$ -	$ -	$ -	$ -	$ -	$ -	$ -	$ -	$ -	$ -	$ -	$ -	$ -
2512	T610001389	367.1	$ -	$ -	$ -	$ -	$ -	$ -	$ -	$ -	$ -	$ -	$ -	$ -	$ -
2513	T610001389	368.0	$ -	$ -	$ -	$ -	$ -	$ -	$ -	$ -	$ -	$ -	$ -	$ -	$ -
2514	T610001389	369.0	$ -	$ -	$ -	$ -	$ -	$ -	$ -	$ -	$ -	$ -	$ -	$ -	$ -
2515	T660001390	367.1	$ -	$ -	$ -	$ -	$ -	$ -	$ -	$ -	$ -	$ -	$ -	$ -	$ -
2516	T660001390	368.0	$ -	$ -	$ -	$ -	$ -	$ -	$ -	$ -	$ -	$ -	$ -	$ -	$ -
2517	T660001390	369.0	$ -	$ -	$ -	$ -	$ -	$ -	$ -	$ -	$ -	$ -	$ -	$ -	$ -
2518	T680001397	367.1	$ -	$ -	$ -	$ -	$ -	$ -	$ -	$ -	$ -	$ -	$ -	$ -	$ -
2519	T680001397	368.0	$ -	$ -	$ -	$ -	$ -	$ -	$ -	$ -	$ -	$ -	$ -	$ -	$ -
2520	T680001397	369.0	$ -	$ -	$ -	$ -	$ -	$ -	$ -	$ -	$ -	$ -	$ -	$ -	$ -
2521	T624001399	367.1	$ -	$ -	$ -	$ -	$ -	$ -	$ -	$ -	$ -	$ -	$ -	$ -	$ -
2522	T624001399	368.0	$ -	$ -	$ -	$ -	$ -	$ -	$ -	$ -	$ -	$ -	$ -	$ -	$ -
2523	T624001399	369.0	$ -	$ -	$ -	$ -	$ -	$ -	$ -	$ -	$ -	$ -	$ -	$ -	$ -
2524	T624001400	367.1	$ -	$ -	$ -	$ -	$ -	$ -	$ -	$ -	$ -	$ -	$ -	$ -	$ -
2525	T624001400	368.0	$ -	$ -	$ -	$ -	$ -	$ -	$ -	$ -	$ -	$ -	$ -	$ -	$ -
2526	T624001400	369.0	$ -	$ -	$ -	$ -	$ -	$ -	$ -	$ -	$ -	$ -	$ -	$ -	$ -
2527	T624001401	367.1	$ -	$ -	$ -	$ -	$ -	$ -	$ -	$ -	$ -	$ -	$ -	$ -	$ -
2528	T624001401	368.0	$ -	$ -	$ -	$ -	$ -	$ -	$ -	$ -	$ -	$ -	$ -	$ -	$ -
2529	T624001401	369.0	$ -	$ -	$ -	$ -	$ -	$ -	$ -	$ -	$ -	$ -	$ -	$ -	$ -
2530	T624001402	367.1	$ -	$ -	$ -	$ -	$ -	$ -	$ -	$ -	$ -	$ -	$ -	$ -	$ -
2531	T624001402	368.0	$ -	$ -	$ -	$ -	$ -	$ -	$ -	$ -	$ -	$ -	$ -	$ -	$ -
2532	T624001402	369.0	$ -	$ -	$ -	$ -	$ -	$ -	$ -	$ -	$ -	$ -	$ -	$ -	$ -
2533	T680001403	367.1	$ -	$ -	$ -	$ -	$ -	$ -	$ -	$ -	$ -	$ -	$ -	$ -	$ -

Sponsored by NMGC Witness Erik C. Buchanan

WP Plant 6 Accum Res Balances

NEW MEXICO GAS COMPANY, INC.

Accumulated Reserve Account
Base Period - 12 Months Ending March 31, 2023
Future Test Year - 12 Months Ending September 30, 2025

	A	B	P	Q	R	S	T	U	V	W	X	Y	Z	AA	AB
1															
2			Balance	Balance	Balance	Balance	Balance	Balance	Balance	Balance	Balance	Balance	Balance	Balance	Balance
3	Investment Number / Beginning Balance	FERC Account	4/30/2024	5/31/2024	6/30/2024	7/31/2024	8/31/2024	9/30/2024	10/31/2024	11/30/2024	12/31/2024	1/31/2025	2/28/2025	3/31/2025	4/30/2025
2488	T610001379	369.0	$ -	$ -	$ -	$ -	$ -	$ -	$ -	$ -	$ -	$ -	$ -	$ -	$ -
2489	T610001381	368.0	$ -	$ -	$ -	$ -	$ -	$ -	$ -	$ -	$ -	$ -	$ -	$ -	$ -
2490	T610001381	369.0	$ -	$ -	$ -	$ -	$ -	$ -	$ -	$ -	$ -	$ -	$ -	$ -	$ -
2491	T624001382	367.1	$ -	$ -	$ -	$ -	$ -	$ -	$ -	$ -	$ -	$ -	$ -	$ -	$ -
2492	T624001382	368.0	$ -	$ -	$ -	$ -	$ -	$ -	$ -	$ -	$ -	$ -	$ -	$ -	$ -
2493	T624001382	369.0	$ -	$ -	$ -	$ -	$ -	$ -	$ -	$ -	$ -	$ -	$ -	$ -	$ -
2494	T624001383	367.1	$ -	$ -	$ -	$ -	$ -	$ -	$ -	$ -	$ -	$ -	$ -	$ -	$ -
2495	T624001383	368.0	$ -	$ -	$ -	$ -	$ -	$ -	$ -	$ -	$ -	$ -	$ -	$ -	$ -
2496	T624001383	369.0	$ -	$ -	$ -	$ -	$ -	$ -	$ -	$ -	$ -	$ -	$ -	$ -	$ -
2497	T624001384	367.1	$ -	$ -	$ -	$ -	$ -	$ -	$ -	$ -	$ -	$ -	$ -	$ -	$ -
2498	T624001384	368.0	$ -	$ -	$ -	$ -	$ -	$ -	$ -	$ -	$ -	$ -	$ -	$ -	$ -
2499	T624001384	369.0	$ -	$ -	$ -	$ -	$ -	$ -	$ -	$ -	$ -	$ -	$ -	$ -	$ -
2500	T624001385	367.1	$ -	$ -	$ -	$ -	$ -	$ -	$ -	$ -	$ -	$ -	$ -	$ -	$ -
2501	T624001385	368.0	$ -	$ -	$ -	$ -	$ -	$ -	$ -	$ -	$ -	$ -	$ -	$ -	$ -
2502	T624001385	369.0	$ -	$ -	$ -	$ -	$ -	$ -	$ -	$ -	$ -	$ -	$ -	$ -	$ -
2503	T624001386	367.1	$ -	$ -	$ -	$ -	$ -	$ -	$ -	$ -	$ -	$ -	$ -	$ -	$ -
2504	T624001386	368.0	$ -	$ -	$ -	$ -	$ -	$ -	$ -	$ -	$ -	$ -	$ -	$ -	$ -
2505	T624001386	369.0	$ -	$ -	$ -	$ -	$ -	$ -	$ -	$ -	$ -	$ -	$ -	$ -	$ -
2506	T624001387	367.1	$ -	$ -	$ -	$ -	$ -	$ -	$ -	$ -	$ -	$ -	$ -	$ -	$ -
2507	T624001387	368.0	$ -	$ -	$ -	$ -	$ -	$ -	$ -	$ -	$ -	$ -	$ -	$ -	$ -
2508	T624001387	369.0	$ -	$ -	$ -	$ -	$ -	$ -	$ -	$ -	$ -	$ -	$ -	$ -	$ -
2509	T610001388	367.1	$ -	$ -	$ -	$ -	$ -	$ -	$ -	$ -	$ -	$ -	$ -	$ -	$ -
2510	T610001388	368.0	$ -	$ -	$ -	$ -	$ -	$ -	$ -	$ -	$ -	$ -	$ -	$ -	$ -
2511	T610001388	369.0	$ -	$ -	$ -	$ -	$ -	$ -	$ -	$ -	$ -	$ -	$ -	$ -	$ -
2512	T610001389	367.1	$ -	$ -	$ -	$ -	$ -	$ -	$ -	$ -	$ -	$ -	$ -	$ -	$ -
2513	T610001389	368.0	$ -	$ -	$ -	$ -	$ -	$ -	$ -	$ -	$ -	$ -	$ -	$ -	$ -
2514	T610001389	369.0	$ -	$ -	$ -	$ -	$ -	$ -	$ -	$ -	$ -	$ -	$ -	$ -	$ -
2515	T660001390	367.1	$ -	$ -	$ -	$ -	$ -	$ -	$ -	$ -	$ -	$ -	$ -	$ -	$ -
2516	T660001390	368.0	$ -	$ -	$ -	$ -	$ -	$ -	$ -	$ -	$ -	$ -	$ -	$ -	$ -
2517	T660001390	369.0	$ -	$ -	$ -	$ -	$ -	$ -	$ -	$ -	$ -	$ -	$ -	$ -	$ -
2518	T680001397	367.1	$ -	$ -	$ -	$ -	$ -	$ -	$ -	$ -	$ -	$ -	$ -	$ -	$ -
2519	T680001397	368.0	$ -	$ -	$ -	$ -	$ -	$ -	$ -	$ -	$ -	$ -	$ -	$ -	$ -
2520	T680001397	369.0	$ -	$ -	$ -	$ -	$ -	$ -	$ -	$ -	$ -	$ -	$ -	$ -	$ -
2521	T624001399	367.1	$ -	$ -	$ -	$ -	$ -	$ -	$ -	$ -	$ -	$ -	$ -	$ -	$ -
2522	T624001399	368.0	$ -	$ -	$ -	$ -	$ -	$ -	$ -	$ -	$ -	$ -	$ -	$ -	$ -
2523	T624001399	369.0	$ -	$ -	$ -	$ -	$ -	$ -	$ -	$ -	$ -	$ -	$ -	$ -	$ -
2524	T624001400	367.1	$ -	$ -	$ -	$ -	$ -	$ -	$ -	$ -	$ -	$ -	$ -	$ -	$ -
2525	T624001400	368.0	$ -	$ -	$ -	$ -	$ -	$ -	$ -	$ -	$ -	$ -	$ -	$ -	$ -
2526	T624001400	369.0	$ -	$ -	$ -	$ -	$ -	$ -	$ -	$ -	$ -	$ -	$ -	$ -	$ -
2527	T624001401	367.1	$ -	$ -	$ -	$ -	$ -	$ -	$ -	$ -	$ -	$ -	$ -	$ -	$ -
2528	T624001401	368.0	$ -	$ -	$ -	$ -	$ -	$ -	$ -	$ -	$ -	$ -	$ -	$ -	$ -
2529	T624001401	369.0	$ -	$ -	$ -	$ -	$ -	$ -	$ -	$ -	$ -	$ -	$ -	$ -	$ -
2530	T624001402	367.1	$ -	$ -	$ -	$ -	$ -	$ -	$ -	$ -	$ -	$ -	$ -	$ -	$ -
2531	T624001402	368.0	$ -	$ -	$ -	$ -	$ -	$ -	$ -	$ -	$ -	$ -	$ -	$ -	$ -
2532	T624001402	369.0	$ -	$ -	$ -	$ -	$ -	$ -	$ -	$ -	$ -	$ -	$ -	$ -	$ -
2533	T680001403	367.1	$ -	$ -	$ -	$ -	$ -	$ -	$ -	$ -	$ -	$ -	$ -	$ -	$ -

Sponsored by NMGC Witness Erik C. Buchanan

WP Plant 6 Accum Res Balances

NEW MEXICO GAS COMPANY, INC.

Accumulated Reserve Account
Base Period - 12 Months Ending March 31, 2023
Future Test Year - 12 Months Ending September 30, 2025

	A	B	AC	AD	AE	AF	AG
1							
2			Balance	Balance	Balance	Balance	Balance
3	Investment Number / Beginning Balance	FERC Account	**5/31/2025**	**6/30/2025**	**7/31/2025**	**8/31/2025**	**9/30/2025**
2488	T610001379	369.0	$ -	$ -	$ -	$ -	$ -
2489	T610001381	368.0	$ -	$ -	$ -	$ -	$ -
2490	T610001381	369.0	$ -	$ -	$ -	$ -	$ -
2491	T624001382	367.1	$ -	$ -	$ -	$ -	$ -
2492	T624001382	368.0	$ -	$ -	$ -	$ -	$ -
2493	T624001382	369.0	$ -	$ -	$ -	$ -	$ -
2494	T624001383	367.1	$ -	$ -	$ -	$ -	$ -
2495	T624001383	368.0	$ -	$ -	$ -	$ -	$ -
2496	T624001383	369.0	$ -	$ -	$ -	$ -	$ -
2497	T624001384	367.1	$ -	$ -	$ -	$ -	$ -
2498	T624001384	368.0	$ -	$ -	$ -	$ -	$ -
2499	T624001384	369.0	$ -	$ -	$ -	$ -	$ -
2500	T624001385	367.1	$ -	$ -	$ -	$ -	$ -
2501	T624001385	368.0	$ -	$ -	$ -	$ -	$ -
2502	T624001385	369.0	$ -	$ -	$ -	$ -	$ -
2503	T624001386	367.1	$ -	$ -	$ -	$ -	$ -
2504	T624001386	368.0	$ -	$ -	$ -	$ -	$ -
2505	T624001386	369.0	$ -	$ -	$ -	$ -	$ -
2506	T624001387	367.1	$ -	$ -	$ -	$ -	$ -
2507	T624001387	368.0	$ -	$ -	$ -	$ -	$ -
2508	T624001387	369.0	$ -	$ -	$ -	$ -	$ -
2509	T610001388	367.1	$ -	$ -	$ -	$ -	$ -
2510	T610001388	368.0	$ -	$ -	$ -	$ -	$ -
2511	T610001388	369.0	$ -	$ -	$ -	$ -	$ -
2512	T610001389	367.1	$ -	$ -	$ -	$ -	$ -
2513	T610001389	368.0	$ -	$ -	$ -	$ -	$ -
2514	T610001389	369.0	$ -	$ -	$ -	$ -	$ -
2515	T660001390	367.1	$ -	$ -	$ -	$ -	$ -
2516	T660001390	368.0	$ -	$ -	$ -	$ -	$ -
2517	T660001390	369.0	$ -	$ -	$ -	$ -	$ -
2518	T680001397	367.1	$ -	$ -	$ -	$ -	$ -
2519	T680001397	368.0	$ -	$ -	$ -	$ -	$ -
2520	T680001397	369.0	$ -	$ -	$ -	$ -	$ -
2521	T624001399	367.1	$ -	$ -	$ -	$ -	$ -
2522	T624001399	368.0	$ -	$ -	$ -	$ -	$ -
2523	T624001399	369.0	$ -	$ -	$ -	$ -	$ -
2524	T624001400	367.1	$ -	$ -	$ -	$ -	$ -
2525	T624001400	368.0	$ -	$ -	$ -	$ -	$ -
2526	T624001400	369.0	$ -	$ -	$ -	$ -	$ -
2527	T624001401	367.1	$ -	$ -	$ -	$ -	$ -
2528	T624001401	368.0	$ -	$ -	$ -	$ -	$ -
2529	T624001401	369.0	$ -	$ -	$ -	$ -	$ -
2530	T624001402	367.1	$ -	$ -	$ -	$ -	$ -
2531	T624001402	368.0	$ -	$ -	$ -	$ -	$ -
2532	T624001402	369.0	$ -	$ -	$ -	$ -	$ -
2533	T680001403	367.1	$ -	$ -	$ -	$ -	$ -

Sponsored by NMGC Witness Erik C. Buchanan

NEW MEXICO GAS COMPANY, INC.

Accumulated Reserve Account
Base Period - 12 Months Ending March 31, 2023
Future Test Year - 12 Months Ending September 30, 2025

	A	B	C	D	E	F	G	H	I	J	K	L	M	N	O
1			Adjusted Base Period												
2			Balance	Balance	Balance	Balance	Balance	Balance	Balance	Balance	Balance	Balance	Balance	Balance	Balance
3	Investment Number / Beginning Balance	FERC Account	**3/31/2023**	**4/30/2023**	**5/31/2023**	**6/30/2023**	**7/31/2023**	**8/31/2023**	**9/30/2023**	**10/31/2023**	**11/30/2023**	**12/31/2023**	**1/31/2024**	**2/29/2024**	**3/31/2024**
2534	T680001403	368.0	$ -	$ -	$ -	$ -	$ -	$ -	$ -	$ -	$ -	$ -	$ -	$ -	$ -
2535	T680001403	369.0	$ -	$ -	$ -	$ -	$ -	$ -	$ -	$ -	$ -	$ -	$ -	$ -	$ -
2536	T680001404	367.1	$ -	$ -	$ -	$ -	$ -	$ -	$ -	$ -	$ -	$ -	$ -	$ -	$ -
2537	T680001404	368.0	$ -	$ -	$ -	$ -	$ -	$ -	$ -	$ -	$ -	$ -	$ -	$ -	$ -
2538	T680001404	369.0	$ -	$ -	$ -	$ -	$ -	$ -	$ -	$ -	$ -	$ -	$ -	$ -	$ -
2539	T626001405	368.0	$ -	$ -	$ -	$ -	$ -	$ -	$ -	$ -	$ -	$ -	$ -	$ -	$ -
2540	T626001405	369.0	$ -	$ -	$ -	$ -	$ -	$ -	$ -	$ -	$ -	$ -	$ -	$ -	$ -
2541	T610001406	367.1	$ -	$ -	$ -	$ 4	$ 8	$ 12	$ 16	$ 19	$ 23	$ 27	$ 30	$ 34	$ 38
2542	T610001406	368.0	$ -	$ -	$ -	$ 1	$ 1	$ 2	$ 3	$ 3	$ 4	$ 5	$ 5	$ 6	$ 7
2543	T610001406	369.0	$ -	$ -	$ -	$ 1	$ 3	$ 4	$ 5	$ 7	$ 8	$ 10	$ 11	$ 12	$ 14
2544	T624001408	368.0	$ -	$ -	$ -	$ -	$ -	$ -	$ -	$ -	$ -	$ -	$ -	$ -	$ -
2545	T624001408	369.0	$ -	$ -	$ -	$ -	$ -	$ -	$ -	$ -	$ -	$ -	$ -	$ -	$ -
2546	T680001409	367.1	$ -	$ -	$ -	$ -	$ -	$ -	$ -	$ -	$ -	$ -	$ -	$ -	$ -
2547	T680001409	368.0	$ -	$ -	$ -	$ -	$ -	$ -	$ -	$ -	$ -	$ -	$ -	$ -	$ -
2548	T680001409	369.0	$ -	$ -	$ -	$ -	$ -	$ -	$ -	$ -	$ -	$ -	$ -	$ -	$ -
2549	T624001410	369.0	$ -	$ -	$ -	$ -	$ -	$ -	$ -	$ -	$ -	$ -	$ -	$ -	$ -
2550	T680001411	368.0	$ -	$ -	$ -	$ -	$ -	$ -	$ -	$ -	$ -	$ -	$ -	$ -	$ -
2551	T680001411	369.0	$ -	$ -	$ -	$ -	$ -	$ -	$ -	$ -	$ -	$ -	$ -	$ -	$ -
2552	T621001412	367.1	$ -	$ -	$ -	$ -	$ -	$ -	$ -	$ -	$ -	$ -	$ -	$ -	$ -
2553	T621001412	368.0	$ -	$ -	$ -	$ -	$ -	$ -	$ -	$ -	$ -	$ -	$ -	$ -	$ -
2554	T621001412	369.0	$ -	$ -	$ -	$ -	$ -	$ -	$ -	$ -	$ -	$ -	$ -	$ -	$ -
2555	T624001413	367.1	$ -	$ -	$ -	$ -	$ -	$ -	$ -	$ -	$ -	$ -	$ -	$ -	$ -
2556	T624001413	368.0	$ -	$ -	$ -	$ -	$ -	$ -	$ -	$ -	$ -	$ -	$ -	$ -	$ -
2557	T624001413	369.0	$ -	$ -	$ -	$ -	$ -	$ -	$ -	$ -	$ -	$ -	$ -	$ -	$ -
2558	T624001414	367.1	$ -	$ -	$ -	$ -	$ -	$ -	$ -	$ -	$ -	$ -	$ -	$ -	$ -
2559	T624001414	368.0	$ -	$ -	$ -	$ -	$ -	$ -	$ -	$ -	$ -	$ -	$ -	$ -	$ -
2560	T624001414	369.0	$ -	$ -	$ -	$ -	$ -	$ -	$ -	$ -	$ -	$ -	$ -	$ -	$ -
2561	T680001415	368.0	$ -	$ -	$ -	$ -	$ -	$ -	$ -	$ -	$ -	$ -	$ -	$ -	$ -
2562	T680001415	369.0	$ -	$ -	$ -	$ -	$ -	$ -	$ -	$ -	$ -	$ -	$ -	$ -	$ -
2563	T624001416	367.1	$ -	$ -	$ -	$ -	$ -	$ -	$ -	$ -	$ -	$ -	$ -	$ -	$ -
2564	T624001416	368.0	$ -	$ -	$ -	$ -	$ -	$ -	$ -	$ -	$ -	$ -	$ -	$ -	$ -
2565	T624001416	369.0	$ -	$ -	$ -	$ -	$ -	$ -	$ -	$ -	$ -	$ -	$ -	$ -	$ -
2566	T624001417	367.1	$ -	$ -	$ -	$ -	$ -	$ -	$ -	$ -	$ -	$ -	$ -	$ -	$ -
2567	T624001417	368.0	$ -	$ -	$ -	$ -	$ -	$ -	$ -	$ -	$ -	$ -	$ -	$ -	$ -
2568	T624001417	369.0	$ -	$ -	$ -	$ -	$ -	$ -	$ -	$ -	$ -	$ -	$ -	$ -	$ -
2569	T624001418	367.1	$ -	$ -	$ -	$ -	$ -	$ -	$ -	$ -	$ -	$ -	$ -	$ -	$ -
2570	T624001418	368.0	$ -	$ -	$ -	$ -	$ -	$ -	$ -	$ -	$ -	$ -	$ -	$ -	$ -
2571	T624001418	369.0	$ -	$ -	$ -	$ -	$ -	$ -	$ -	$ -	$ -	$ -	$ -	$ -	$ -
2572	T660001419	367.1	$ -	$ -	$ -	$ -	$ -	$ -	$ -	$ -	$ -	$ -	$ -	$ -	$ -
2573	T660001419	368.0	$ -	$ -	$ -	$ -	$ -	$ -	$ -	$ -	$ -	$ -	$ -	$ -	$ -
2574	T660001419	369.0	$ -	$ -	$ -	$ -	$ -	$ -	$ -	$ -	$ -	$ -	$ -	$ -	$ -
2575	T660001420	368.0	$ -	$ -	$ -	$ -	$ -	$ -	$ -	$ -	$ -	$ -	$ -	$ -	$ -
2576	T660001420	369.0	$ -	$ -	$ -	$ -	$ -	$ -	$ -	$ -	$ -	$ -	$ -	$ -	$ -
2577	T680001421	368.0	$ -	$ -	$ -	$ -	$ -	$ -	$ -	$ -	$ -	$ -	$ -	$ -	$ -
2578	T680001421	369.0	$ -	$ -	$ -	$ -	$ -	$ -	$ -	$ -	$ -	$ -	$ -	$ -	$ -
2579	T624001422	367.1	$ -	$ -	$ -	$ -	$ -	$ -	$ -	$ -	$ -	$ -	$ -	$ -	$ -

Sponsored by NMGC Witness Erik C. Buchanan

WP Plant 6 Accum Res Balances

NEW MEXICO GAS COMPANY, INC.

Accumulated Reserve Account
Base Period - 12 Months Ending March 31, 2023
Future Test Year - 12 Months Ending September 30, 2025

	A	B	P	Q	R	S	T	U	V	W	X	Y	Z	AA	AB
1															
2			Balance	Balance	Balance	Balance	Balance	Balance	Balance	Balance	Balance	Balance	Balance	Balance	Balance
3	Investment Number / Beginning Balance	FERC Account	4/30/2024	5/31/2024	6/30/2024	7/31/2024	8/31/2024	9/30/2024	10/31/2024	11/30/2024	12/31/2024	1/31/2025	2/28/2025	3/31/2025	4/30/2025
2534	T680001403	368.0	$ -	$ -	$ -	$ -	$ -	$ -	$ -	$ -	$ -	$ -	$ -	$ -	$ -
2535	T680001403	369.0	$ -	$ -	$ -	$ -	$ -	$ -	$ -	$ -	$ -	$ -	$ -	$ -	$ -
2536	T680001404	367.1	$ -	$ -	$ -	$ -	$ -	$ -	$ -	$ -	$ -	$ -	$ -	$ -	$ -
2537	T680001404	368.0	$ -	$ -	$ -	$ -	$ -	$ -	$ -	$ -	$ -	$ -	$ -	$ -	$ -
2538	T680001404	369.0	$ -	$ -	$ -	$ -	$ -	$ -	$ -	$ -	$ -	$ -	$ -	$ -	$ -
2539	T626001405	368.0	$ -	$ -	$ -	$ -	$ -	$ -	$ -	$ -	$ -	$ -	$ -	$ -	$ -
2540	T626001405	369.0	$ -	$ -	$ -	$ -	$ -	$ -	$ -	$ -	$ -	$ -	$ -	$ -	$ -
2541	T610001406	367.1	$ 41	$ 45	$ 48	$ 52	$ 56	$ 59	$ 63	$ 66	$ 70	$ 74	$ 77	$ 81	$ 84
2542	T610001406	368.0	$ 7	$ 8	$ 9	$ 9	$ 10	$ 11	$ 12	$ 12	$ 13	$ 14	$ 14	$ 15	$ 16
2543	T610001406	369.0	$ 15	$ 17	$ 18	$ 20	$ 21	$ 22	$ 24	$ 25	$ 27	$ 28	$ 30	$ 31	$ 33
2544	T624001408	368.0	$ -	$ -	$ -	$ -	$ -	$ -	$ -	$ -	$ -	$ -	$ -	$ -	$ -
2545	T624001408	369.0	$ -	$ -	$ -	$ -	$ -	$ -	$ -	$ -	$ -	$ -	$ -	$ -	$ -
2546	T680001409	367.1	$ -	$ -	$ -	$ -	$ -	$ -	$ 490	$ 981	$ 1,471	$ 1,961	$ 2,451	$ 2,942	$ 3,432
2547	T680001409	368.0	$ -	$ -	$ -	$ -	$ -	$ -	$ 94	$ 188	$ 282	$ 376	$ 470	$ 565	$ 659
2548	T680001409	369.0	$ -	$ -	$ -	$ -	$ -	$ -	$ 194	$ 389	$ 583	$ 778	$ 972	$ 1,167	$ 1,361
2549	T624001410	369.0	$ -	$ -	$ -	$ -	$ -	$ -	$ -	$ -	$ -	$ -	$ -	$ -	$ -
2550	T680001411	368.0	$ -	$ -	$ -	$ -	$ -	$ -	$ -	$ -	$ -	$ -	$ -	$ -	$ -
2551	T680001411	369.0	$ -	$ -	$ -	$ -	$ -	$ -	$ -	$ -	$ -	$ -	$ -	$ -	$ -
2552	T621001412	367.1	$ -	$ -	$ -	$ -	$ -	$ -	$ -	$ -	$ -	$ -	$ -	$ -	$ -
2553	T621001412	368.0	$ -	$ -	$ -	$ -	$ -	$ -	$ -	$ -	$ -	$ -	$ -	$ -	$ -
2554	T621001412	369.0	$ -	$ -	$ -	$ -	$ -	$ -	$ -	$ -	$ -	$ -	$ -	$ -	$ -
2555	T624001413	367.1	$ -	$ -	$ -	$ -	$ -	$ -	$ -	$ -	$ -	$ -	$ -	$ -	$ -
2556	T624001413	368.0	$ -	$ -	$ -	$ -	$ -	$ -	$ -	$ -	$ -	$ -	$ -	$ -	$ -
2557	T624001413	369.0	$ -	$ -	$ -	$ -	$ -	$ -	$ -	$ -	$ -	$ -	$ -	$ -	$ -
2558	T624001414	367.1	$ -	$ -	$ -	$ -	$ -	$ -	$ -	$ -	$ -	$ -	$ -	$ -	$ -
2559	T624001414	368.0	$ -	$ -	$ -	$ -	$ -	$ -	$ -	$ -	$ -	$ -	$ -	$ -	$ -
2560	T624001414	369.0	$ -	$ -	$ -	$ -	$ -	$ -	$ -	$ -	$ -	$ -	$ -	$ -	$ -
2561	T680001415	368.0	$ -	$ -	$ -	$ -	$ -	$ -	$ -	$ -	$ -	$ -	$ -	$ -	$ -
2562	T680001415	369.0	$ -	$ -	$ -	$ -	$ -	$ -	$ -	$ -	$ -	$ -	$ -	$ -	$ -
2563	T624001416	367.1	$ -	$ -	$ -	$ -	$ -	$ -	$ -	$ -	$ -	$ -	$ -	$ -	$ -
2564	T624001416	368.0	$ -	$ -	$ -	$ -	$ -	$ -	$ -	$ -	$ -	$ -	$ -	$ -	$ -
2565	T624001416	369.0	$ -	$ -	$ -	$ -	$ -	$ -	$ -	$ -	$ -	$ -	$ -	$ -	$ -
2566	T624001417	367.1	$ -	$ -	$ -	$ -	$ -	$ -	$ -	$ -	$ -	$ -	$ -	$ -	$ -
2567	T624001417	368.0	$ -	$ -	$ -	$ -	$ -	$ -	$ -	$ -	$ -	$ -	$ -	$ -	$ -
2568	T624001417	369.0	$ -	$ -	$ -	$ -	$ -	$ -	$ -	$ -	$ -	$ -	$ -	$ -	$ -
2569	T624001418	367.1	$ -	$ -	$ -	$ -	$ -	$ -	$ -	$ -	$ -	$ -	$ -	$ -	$ -
2570	T624001418	368.0	$ -	$ -	$ -	$ -	$ -	$ -	$ -	$ -	$ -	$ -	$ -	$ -	$ -
2571	T624001418	369.0	$ -	$ -	$ -	$ -	$ -	$ -	$ -	$ -	$ -	$ -	$ -	$ -	$ -
2572	T660001419	367.1	$ -	$ -	$ -	$ -	$ -	$ -	$ -	$ -	$ -	$ -	$ -	$ -	$ -
2573	T660001419	368.0	$ -	$ -	$ -	$ -	$ -	$ -	$ -	$ -	$ -	$ -	$ -	$ -	$ -
2574	T660001419	369.0	$ -	$ -	$ -	$ -	$ -	$ -	$ -	$ -	$ -	$ -	$ -	$ -	$ -
2575	T660001420	368.0	$ -	$ -	$ -	$ -	$ -	$ -	$ -	$ -	$ -	$ -	$ -	$ -	$ -
2576	T660001420	369.0	$ -	$ -	$ -	$ -	$ -	$ -	$ -	$ -	$ -	$ -	$ -	$ -	$ -
2577	T680001421	368.0	$ -	$ -	$ -	$ -	$ -	$ -	$ -	$ -	$ -	$ -	$ -	$ -	$ -
2578	T680001421	369.0	$ -	$ -	$ -	$ -	$ -	$ -	$ -	$ -	$ -	$ -	$ -	$ -	$ -
2579	T624001422	367.1	$ -	$ -	$ -	$ -	$ -	$ -	$ -	$ -	$ -	$ -	$ -	$ -	$ -

Sponsored by NMGC Witness Erik C. Buchanan

WP Plant 6 Accum Res Balances

NEW MEXICO GAS COMPANY, INC.

Accumulated Reserve Account
Base Period - 12 Months Ending March 31, 2023
Future Test Year - 12 Months Ending September 30, 2025

	A	B	AC	AD	AE	AF	AG
1							
2			Balance	Balance	Balance	Balance	Balance
3	Investment Number / Beginning Balance	FERC Account	**5/31/2025**	**6/30/2025**	**7/31/2025**	**8/31/2025**	**9/30/2025**
2534	T680001403	368.0	$ -	$ -	$ -	$ -	$ -
2535	T680001403	369.0	$ -	$ -	$ -	$ -	$ -
2536	T680001404	367.1	$ -	$ -	$ -	$ -	$ -
2537	T680001404	368.0	$ -	$ -	$ -	$ -	$ -
2538	T680001404	369.0	$ -	$ -	$ -	$ -	$ -
2539	T626001405	368.0	$ -	$ -	$ -	$ -	$ -
2540	T626001405	369.0	$ -	$ -	$ -	$ -	$ -
2541	T610001406	367.1	$ 88	$ 92	$ 95	$ 99	$ 103
2542	T610001406	368.0	$ 16	$ 17	$ 18	$ 18	$ 19
2543	T610001406	369.0	$ 34	$ 35	$ 37	$ 38	$ 40
2544	T624001408	368.0	$ -	$ -	$ -	$ -	$ -
2545	T624001408	369.0	$ -	$ -	$ -	$ -	$ -
2546	T680001409	367.1	$ 3,922	$ 4,412	$ 4,903	$ 5,393	$ 5,883
2547	T680001409	368.0	$ 753	$ 847	$ 941	$ 1,035	$ 1,129
2548	T680001409	369.0	$ 1,556	$ 1,750	$ 1,945	$ 2,139	$ 2,333
2549	T624001410	369.0	$ -	$ -	$ -	$ -	$ -
2550	T680001411	368.0	$ -	$ -	$ -	$ -	$ -
2551	T680001411	369.0	$ -	$ -	$ -	$ -	$ -
2552	T621001412	367.1	$ -	$ -	$ -	$ -	$ -
2553	T621001412	368.0	$ -	$ -	$ -	$ -	$ -
2554	T621001412	369.0	$ -	$ -	$ -	$ -	$ -
2555	T624001413	367.1	$ -	$ -	$ -	$ -	$ -
2556	T624001413	368.0	$ -	$ -	$ -	$ -	$ -
2557	T624001413	369.0	$ -	$ -	$ -	$ -	$ -
2558	T624001414	367.1	$ -	$ -	$ -	$ -	$ -
2559	T624001414	368.0	$ -	$ -	$ -	$ -	$ -
2560	T624001414	369.0	$ -	$ -	$ -	$ -	$ -
2561	T680001415	368.0	$ -	$ -	$ -	$ -	$ -
2562	T680001415	369.0	$ -	$ -	$ -	$ -	$ -
2563	T624001416	367.1	$ -	$ -	$ -	$ -	$ -
2564	T624001416	368.0	$ -	$ -	$ -	$ -	$ -
2565	T624001416	369.0	$ -	$ -	$ -	$ -	$ -
2566	T624001417	367.1	$ -	$ -	$ -	$ -	$ -
2567	T624001417	368.0	$ -	$ -	$ -	$ -	$ -
2568	T624001417	369.0	$ -	$ -	$ -	$ -	$ -
2569	T624001418	367.1	$ -	$ -	$ -	$ -	$ -
2570	T624001418	368.0	$ -	$ -	$ -	$ -	$ -
2571	T624001418	369.0	$ -	$ -	$ -	$ -	$ -
2572	T660001419	367.1	$ -	$ -	$ -	$ -	$ -
2573	T660001419	368.0	$ -	$ -	$ -	$ -	$ -
2574	T660001419	369.0	$ -	$ -	$ -	$ -	$ -
2575	T660001420	368.0	$ -	$ -	$ -	$ -	$ -
2576	T660001420	369.0	$ -	$ -	$ -	$ -	$ -
2577	T680001421	368.0	$ -	$ -	$ -	$ -	$ -
2578	T680001421	369.0	$ -	$ -	$ -	$ -	$ -
2579	T624001422	367.1	$ -	$ -	$ -	$ -	$ -

Sponsored by NMGC Witness Erik C. Buchanan

NEW MEXICO GAS COMPANY, INC.

Accumulated Reserve Account
Base Period - 12 Months Ending March 31, 2023
Future Test Year - 12 Months Ending September 30, 2025

	A	B	C	D	E	F	G	H	I	J	K	L	M	N	O
1			Adjusted Base Period												
2			Balance	Balance	Balance	Balance	Balance	Balance	Balance	Balance	Balance	Balance	Balance	Balance	Balance
3	Investment Number / Beginning Balance	FERC Account	**3/31/2023**	**4/30/2023**	**5/31/2023**	**6/30/2023**	**7/31/2023**	**8/31/2023**	**9/30/2023**	**10/31/2023**	**11/30/2023**	**12/31/2023**	**1/31/2024**	**2/29/2024**	**3/31/2024**
2580	T624001422	368.0	$ -	$ -	$ -	$ -	$ -	$ -	$ -	$ -	$ -	$ -	$ -	$ -	$ -
2581	T624001422	369.0	$ -	$ -	$ -	$ -	$ -	$ -	$ -	$ -	$ -	$ -	$ -	$ -	$ -
2582	T680001423	368.0	$ -	$ -	$ -	$ -	$ -	$ -	$ -	$ -	$ -	$ -	$ -	$ -	$ -
2583	T680001423	369.0	$ -	$ -	$ -	$ -	$ -	$ -	$ -	$ -	$ -	$ -	$ -	$ -	$ -
2584	T680001424	368.0	$ -	$ -	$ -	$ -	$ -	$ -	$ -	$ -	$ -	$ -	$ -	$ -	$ -
2585	T680001424	369.0	$ -	$ -	$ -	$ -	$ -	$ -	$ -	$ -	$ -	$ -	$ -	$ -	$ -
2586	T624001425	367.1	$ -	$ -	$ -	$ -	$ -	$ 950	$ 1,791	$ 2,632	$ 3,473	$ 4,314	$ 5,155	$ 5,996	$ 6,837
2587	T624001425	368.0	$ -	$ -	$ -	$ -	$ -	$ 145	$ 307	$ 468	$ 629	$ 791	$ 952	$ 1,114	$ 1,275
2588	T624001425	369.0	$ -	$ -	$ -	$ -	$ -	$ 300	$ 634	$ 968	$ 1,301	$ 1,635	$ 1,968	$ 2,302	$ 2,635
2589	T610001426	368.0	$ -	$ -	$ -	$ -	$ -	$ -	$ -	$ -	$ -	$ -	$ -	$ -	$ -
2590	T610001426	369.0	$ -	$ -	$ -	$ -	$ -	$ -	$ -	$ -	$ -	$ -	$ -	$ -	$ -
2591	T610001427	368.0	$ -	$ -	$ -	$ -	$ -	$ -	$ -	$ -	$ -	$ -	$ -	$ -	$ -
2592	T610001427	369.0	$ -	$ -	$ -	$ -	$ -	$ -	$ -	$ -	$ -	$ -	$ -	$ -	$ -
2593	T610001428	368.0	$ -	$ -	$ -	$ -	$ -	$ -	$ -	$ -	$ -	$ -	$ -	$ -	$ -
2594	T610001428	369.0	$ -	$ -	$ -	$ -	$ -	$ -	$ -	$ -	$ -	$ -	$ -	$ -	$ -
2595	T610001429	368.0	$ -	$ -	$ -	$ -	$ -	$ -	$ -	$ -	$ -	$ -	$ -	$ -	$ -
2596	T610001429	369.0	$ -	$ -	$ -	$ -	$ -	$ -	$ -	$ -	$ -	$ -	$ -	$ -	$ -
2597	T610001430	368.0	$ -	$ -	$ -	$ -	$ -	$ -	$ -	$ -	$ -	$ -	$ -	$ -	$ -
2598	T610001430	369.0	$ -	$ -	$ -	$ -	$ -	$ -	$ -	$ -	$ -	$ -	$ -	$ -	$ -
2599	T680001431	369.0	$ -	$ -	$ -	$ -	$ -	$ -	$ -	$ -	$ -	$ -	$ -	$ -	$ -
2600	T680001432	368.0	$ -	$ -	$ -	$ -	$ -	$ -	$ -	$ -	$ -	$ -	$ -	$ -	$ -
2601	T680001432	369.0	$ -	$ -	$ -	$ -	$ -	$ -	$ -	$ -	$ -	$ -	$ -	$ -	$ -
2602	T680001433	369.0	$ -	$ -	$ -	$ -	$ -	$ -	$ -	$ -	$ -	$ -	$ -	$ -	$ -
2603	T610001435	368.0	$ -	$ -	$ -	$ -	$ -	$ -	$ -	$ -	$ -	$ -	$ -	$ -	$ -
2604	T610001435	369.0	$ -	$ -	$ -	$ -	$ -	$ -	$ -	$ -	$ -	$ -	$ -	$ -	$ -
2605	T680001436	368.0	$ -	$ -	$ -	$ -	$ -	$ -	$ -	$ -	$ -	$ -	$ -	$ -	$ -
2606	T680001436	369.0	$ -	$ -	$ -	$ -	$ -	$ -	$ -	$ -	$ -	$ -	$ -	$ -	$ -
2607	T680001438	368.0	$ -	$ -	$ -	$ -	$ -	$ -	$ -	$ -	$ -	$ -	$ -	$ -	$ -
2608	T680001438	369.0	$ -	$ -	$ -	$ -	$ -	$ -	$ -	$ -	$ -	$ -	$ -	$ -	$ -
2609	T601001439	367.1	$ -	$ -	$ -	$ -	$ -	$ -	$ -	$ -	$ -	$ -	$ -	$ -	$ -
2610	T601001439	368.0	$ -	$ -	$ -	$ -	$ -	$ -	$ -	$ -	$ -	$ -	$ -	$ -	$ -
2611	T601001439	369.0	$ -	$ -	$ -	$ -	$ -	$ -	$ -	$ -	$ -	$ -	$ -	$ -	$ -
2612	T601001440	367.1	$ -	$ -	$ -	$ -	$ -	$ -	$ -	$ -	$ -	$ -	$ -	$ -	$ -
2613	T601001440	368.0	$ -	$ -	$ -	$ -	$ -	$ -	$ -	$ -	$ -	$ -	$ -	$ -	$ -
2614	T601001440	369.0	$ -	$ -	$ -	$ -	$ -	$ -	$ -	$ -	$ -	$ -	$ -	$ -	$ -
2615	T601001441	367.1	$ -	$ -	$ -	$ -	$ -	$ -	$ -	$ -	$ -	$ -	$ -	$ -	$ -
2616	T601001441	368.0	$ -	$ -	$ -	$ -	$ -	$ -	$ -	$ -	$ -	$ -	$ -	$ -	$ -
2617	T601001441	369.0	$ -	$ -	$ -	$ -	$ -	$ -	$ -	$ -	$ -	$ -	$ -	$ -	$ -
2618	632001442	376.1	$ -	$ -	$ -	$ -	$ -	$ -	$ -	$ -	$ -	$ -	$ -	$ -	$ -
2619	632001442	376.2	$ -	$ -	$ -	$ -	$ -	$ -	$ -	$ -	$ -	$ -	$ -	$ -	$ -
2620	632001442	376.4	$ -	$ -	$ -	$ -	$ -	$ -	$ -	$ -	$ -	$ -	$ -	$ -	$ -
2621	632001442	380.0	$ -	$ -	$ -	$ -	$ -	$ -	$ -	$ -	$ -	$ -	$ -	$ -	$ -
2622	T601001443	367.1	$ -	$ -	$ -	$ -	$ -	$ -	$ -	$ -	$ -	$ -	$ -	$ -	$ -
2623	T601001443	368.0	$ -	$ -	$ -	$ -	$ -	$ -	$ -	$ -	$ -	$ -	$ -	$ -	$ -
2624	T601001443	369.0	$ -	$ -	$ -	$ -	$ -	$ -	$ -	$ -	$ -	$ -	$ -	$ -	$ -
2625	T624001444	367.1	$ -	$ -	$ -	$ -	$ -	$ -	$ -	$ -	$ -	$ -	$ -	$ -	$ -

Sponsored by NMGC Witness Erik C. Buchanan

WP Plant 6 Accum Res Balances

NEW MEXICO GAS COMPANY, INC.

Accumulated Reserve Account
Base Period - 12 Months Ending March 31, 2023
Future Test Year - 12 Months Ending September 30, 2025

	A	B	P	Q	R	S	T	U	V	W	X	Y	Z	AA	AB
1															
2			Balance	Balance	Balance	Balance	Balance	Balance	Balance	Balance	Balance	Balance	Balance	Balance	Balance
3	Investment Number / Beginning Balance	FERC Account	4/30/2024	5/31/2024	6/30/2024	7/31/2024	8/31/2024	9/30/2024	10/31/2024	11/30/2024	12/31/2024	1/31/2025	2/28/2025	3/31/2025	4/30/2025
2580	T624001422	368.0	$ -	$ -	$ -	$ -	$ -	$ -	$ -	$ -	$ -	$ -	$ -	$ -	$ -
2581	T624001422	369.0	$ -	$ -	$ -	$ -	$ -	$ -	$ -	$ -	$ -	$ -	$ -	$ -	$ -
2582	T680001423	368.0	$ -	$ -	$ -	$ -	$ -	$ -	$ -	$ -	$ -	$ -	$ -	$ -	$ -
2583	T680001423	369.0	$ -	$ -	$ -	$ -	$ -	$ -	$ -	$ -	$ -	$ -	$ -	$ -	$ -
2584	T680001424	368.0	$ -	$ -	$ -	$ -	$ -	$ -	$ -	$ -	$ -	$ -	$ -	$ -	$ -
2585	T680001424	369.0	$ -	$ -	$ -	$ -	$ -	$ -	$ -	$ -	$ -	$ -	$ -	$ -	$ -
2586	T624001425	367.1	$ 7,678	$ 8,519	$ 9,360	$ 10,201	$ 11,042	$ 11,883	$ 12,724	$ 13,565	$ 14,406	$ 15,247	$ 16,088	$ 16,929	$ 17,770
2587	T624001425	368.0	$ 1,436	$ 1,598	$ 1,759	$ 1,921	$ 2,082	$ 2,243	$ 2,405	$ 2,566	$ 2,728	$ 2,889	$ 3,050	$ 3,212	$ 3,373
2588	T624001425	369.0	$ 2,969	$ 3,303	$ 3,636	$ 3,970	$ 4,303	$ 4,637	$ 4,970	$ 5,304	$ 5,637	$ 5,971	$ 6,305	$ 6,638	$ 6,972
2589	T610001426	368.0	$ -	$ -	$ -	$ -	$ -	$ -	$ -	$ -	$ -	$ -	$ -	$ -	$ -
2590	T610001426	369.0	$ -	$ -	$ -	$ -	$ -	$ -	$ -	$ -	$ -	$ -	$ -	$ -	$ -
2591	T610001427	368.0	$ -	$ -	$ -	$ -	$ -	$ -	$ -	$ -	$ -	$ -	$ -	$ -	$ -
2592	T610001427	369.0	$ -	$ -	$ -	$ -	$ -	$ -	$ -	$ -	$ -	$ -	$ -	$ -	$ -
2593	T610001428	368.0	$ -	$ -	$ -	$ -	$ -	$ -	$ -	$ -	$ -	$ -	$ -	$ -	$ -
2594	T610001428	369.0	$ -	$ -	$ -	$ -	$ -	$ -	$ -	$ -	$ -	$ -	$ -	$ -	$ -
2595	T610001429	368.0	$ -	$ -	$ -	$ -	$ -	$ -	$ -	$ -	$ -	$ -	$ -	$ -	$ -
2596	T610001429	369.0	$ -	$ -	$ -	$ -	$ -	$ -	$ -	$ -	$ -	$ -	$ -	$ -	$ -
2597	T610001430	368.0	$ -	$ -	$ -	$ -	$ -	$ -	$ -	$ -	$ -	$ -	$ -	$ -	$ -
2598	T610001430	369.0	$ -	$ -	$ -	$ -	$ -	$ -	$ -	$ -	$ -	$ -	$ -	$ -	$ -
2599	T680001431	369.0	$ -	$ -	$ -	$ -	$ -	$ -	$ -	$ -	$ -	$ -	$ -	$ -	$ -
2600	T680001432	368.0	$ -	$ -	$ -	$ -	$ -	$ -	$ -	$ -	$ -	$ -	$ -	$ -	$ -
2601	T680001432	369.0	$ -	$ -	$ -	$ -	$ -	$ -	$ -	$ -	$ -	$ -	$ -	$ -	$ -
2602	T680001433	369.0	$ -	$ -	$ -	$ -	$ -	$ -	$ -	$ -	$ -	$ -	$ -	$ -	$ -
2603	T610001435	368.0	$ -	$ -	$ -	$ -	$ -	$ -	$ -	$ -	$ -	$ -	$ -	$ -	$ -
2604	T610001435	369.0	$ -	$ -	$ -	$ -	$ -	$ -	$ -	$ -	$ -	$ -	$ -	$ -	$ -
2605	T680001436	368.0	$ -	$ -	$ -	$ -	$ -	$ -	$ -	$ -	$ -	$ -	$ -	$ -	$ -
2606	T680001436	369.0	$ -	$ -	$ -	$ -	$ -	$ -	$ -	$ -	$ -	$ -	$ -	$ -	$ -
2607	T680001438	368.0	$ -	$ -	$ -	$ -	$ -	$ -	$ -	$ -	$ -	$ -	$ -	$ -	$ -
2608	T680001438	369.0	$ -	$ -	$ -	$ -	$ -	$ -	$ -	$ -	$ -	$ -	$ -	$ -	$ -
2609	T601001439	367.1	$ -	$ -	$ -	$ -	$ -	$ -	$ -	$ -	$ -	$ -	$ -	$ -	$ -
2610	T601001439	368.0	$ -	$ -	$ -	$ -	$ -	$ -	$ -	$ -	$ -	$ -	$ -	$ -	$ -
2611	T601001439	369.0	$ -	$ -	$ -	$ -	$ -	$ -	$ -	$ -	$ -	$ -	$ -	$ -	$ -
2612	T601001440	367.1	$ -	$ -	$ -	$ 14	$ 29	$ 43	$ 86	$ 130	$ 174	$ 225	$ 276	$ 327	$ 377
2613	T601001440	368.0	$ -	$ -	$ -	$ 21	$ 42	$ 63	$ 127	$ 191	$ 255	$ 329	$ 404	$ 479	$ 553
2614	T601001440	369.0	$ -	$ -	$ -	$ 19	$ 37	$ 56	$ 113	$ 170	$ 227	$ 293	$ 359	$ 426	$ 492
2615	T601001441	367.1	$ -	$ -	$ -	$ -	$ -	$ -	$ -	$ -	$ -	$ -	$ -	$ -	$ -
2616	T601001441	368.0	$ -	$ -	$ -	$ -	$ -	$ -	$ -	$ -	$ -	$ -	$ -	$ -	$ -
2617	T601001441	369.0	$ -	$ -	$ -	$ -	$ -	$ -	$ -	$ -	$ -	$ -	$ -	$ -	$ -
2618	632001442	376.1	$ -	$ -	$ -	$ -	$ -	$ -	$ -	$ -	$ -	$ -	$ -	$ -	$ -
2619	632001442	376.2	$ -	$ -	$ -	$ -	$ -	$ -	$ -	$ -	$ -	$ -	$ -	$ -	$ -
2620	632001442	376.4	$ -	$ -	$ -	$ -	$ -	$ -	$ -	$ -	$ -	$ -	$ -	$ -	$ -
2621	632001442	380.0	$ -	$ -	$ -	$ -	$ -	$ -	$ -	$ -	$ -	$ -	$ -	$ -	$ -
2622	T601001443	367.1	$ -	$ -	$ -	$ -	$ -	$ -	$ -	$ -	$ -	$ -	$ -	$ -	$ -
2623	T601001443	368.0	$ -	$ -	$ -	$ -	$ -	$ -	$ -	$ -	$ -	$ -	$ -	$ -	$ -
2624	T601001443	369.0	$ -	$ -	$ -	$ -	$ -	$ -	$ -	$ -	$ -	$ -	$ -	$ -	$ -
2625	T624001444	367.1	$ -	$ -	$ -	$ -	$ -	$ -	$ -	$ -	$ -	$ -	$ -	$ -	$ -

Sponsored by NMGC Witness Erik C. Buchanan

WP Plant 6 Accum Res Balances

NEW MEXICO GAS COMPANY, INC.

Accumulated Reserve Account
Base Period - 12 Months Ending March 31, 2023
Future Test Year - 12 Months Ending September 30, 2025

	A	B	AC	AD	AE	AF	AG
1							
2			Balance	Balance	Balance	Balance	Balance
3	Investment Number / Beginning Balance	FERC Account	**5/31/2025**	**6/30/2025**	**7/31/2025**	**8/31/2025**	**9/30/2025**
2580	T624001422	368.0	$ -	$ -	$ -	$ -	$ -
2581	T624001422	369.0	$ -	$ -	$ -	$ -	$ -
2582	T680001423	368.0	$ -	$ -	$ -	$ -	$ -
2583	T680001423	369.0	$ -	$ -	$ -	$ -	$ -
2584	T680001424	368.0	$ -	$ -	$ -	$ -	$ -
2585	T680001424	369.0	$ -	$ -	$ -	$ -	$ -
2586	T624001425	367.1	$ 18,611	$ 19,453	$ 20,294	$ 21,135	$ 21,976
2587	T624001425	368.0	$ 3,535	$ 3,696	$ 3,857	$ 4,019	$ 4,180
2588	T624001425	369.0	$ 7,305	$ 7,639	$ 7,972	$ 8,306	$ 8,640
2589	T610001426	368.0	$ -	$ -	$ -	$ -	$ -
2590	T610001426	369.0	$ -	$ -	$ -	$ -	$ -
2591	T610001427	368.0	$ -	$ -	$ -	$ -	$ -
2592	T610001427	369.0	$ -	$ -	$ -	$ -	$ -
2593	T610001428	368.0	$ -	$ -	$ -	$ -	$ -
2594	T610001428	369.0	$ -	$ -	$ -	$ -	$ -
2595	T610001429	368.0	$ -	$ -	$ -	$ -	$ -
2596	T610001429	369.0	$ -	$ -	$ -	$ -	$ -
2597	T610001430	368.0	$ -	$ -	$ -	$ -	$ -
2598	T610001430	369.0	$ -	$ -	$ -	$ -	$ -
2599	T680001431	369.0	$ -	$ -	$ -	$ -	$ -
2600	T680001432	368.0	$ -	$ -	$ -	$ -	$ -
2601	T680001432	369.0	$ -	$ -	$ -	$ -	$ -
2602	T680001433	369.0	$ -	$ -	$ -	$ -	$ -
2603	T610001435	368.0	$ -	$ -	$ -	$ -	$ -
2604	T610001435	369.0	$ -	$ -	$ -	$ -	$ -
2605	T680001436	368.0	$ -	$ -	$ -	$ -	$ -
2606	T680001436	369.0	$ -	$ -	$ -	$ -	$ -
2607	T680001438	368.0	$ -	$ -	$ -	$ -	$ -
2608	T680001438	369.0	$ -	$ -	$ -	$ -	$ -
2609	T601001439	367.1	$ -	$ -	$ 32	$ 65	$ 97
2610	T601001439	368.0	$ -	$ -	$ 48	$ 95	$ 143
2611	T601001439	369.0	$ -	$ -	$ 42	$ 85	$ 127
2612	T601001440	367.1	$ 428	$ 479	$ 530	$ 581	$ 632
2613	T601001440	368.0	$ 628	$ 702	$ 777	$ 852	$ 926
2614	T601001440	369.0	$ 559	$ 625	$ 691	$ 758	$ 824
2615	T601001441	367.1	$ -	$ -	$ 22	$ 44	$ 66
2616	T601001441	368.0	$ -	$ -	$ 32	$ 64	$ 96
2617	T601001441	369.0	$ -	$ -	$ 29	$ 57	$ 86
2618	632001442	376.1	$ -	$ -	$ -	$ -	$ -
2619	632001442	376.2	$ -	$ -	$ -	$ -	$ -
2620	632001442	376.4	$ -	$ -	$ -	$ -	$ -
2621	632001442	380.0	$ -	$ -	$ -	$ -	$ -
2622	T601001443	367.1	$ -	$ -	$ -	$ -	$ -
2623	T601001443	368.0	$ -	$ -	$ -	$ -	$ -
2624	T601001443	369.0	$ -	$ -	$ -	$ -	$ -
2625	T624001444	367.1	$ -	$ -	$ -	$ -	$ -

Sponsored by NMGC Witness Erik C. Buchanan

NEW MEXICO GAS COMPANY, INC.

Accumulated Reserve Account
Base Period - 12 Months Ending March 31, 2023
Future Test Year - 12 Months Ending September 30, 2025

	A	B	C	D	E	F	G	H	I	J	K	L	M	N	O
1			Adjusted Base Period												
2			Balance	Balance	Balance	Balance	Balance	Balance	Balance	Balance	Balance	Balance	Balance	Balance	Balance
3	Investment Number / Beginning Balance	FERC Account	**3/31/2023**	**4/30/2023**	**5/31/2023**	**6/30/2023**	**7/31/2023**	**8/31/2023**	**9/30/2023**	**10/31/2023**	**11/30/2023**	**12/31/2023**	**1/31/2024**	**2/29/2024**	**3/31/2024**
2626	T624001444	368.0	$ -	$ -	$ -	$ -	$ -	$ -	$ -	$ -	$ -	$ -	$ -	$ -	$ -
2627	T624001444	369.0	$ -	$ -	$ -	$ -	$ -	$ -	$ -	$ -	$ -	$ -	$ -	$ -	$ -
2628	T601001445	367.1	$ -	$ -	$ -	$ -	$ -	$ -	$ -	$ -	$ -	$ -	$ -	$ -	$ -
2629	T601001445	368.0	$ -	$ -	$ -	$ -	$ -	$ -	$ -	$ -	$ -	$ -	$ -	$ -	$ -
2630	T601001445	369.0	$ -	$ -	$ -	$ -	$ -	$ -	$ -	$ -	$ -	$ -	$ -	$ -	$ -
2631	T680001446	368.0	$ -	$ -	$ -	$ -	$ -	$ -	$ -	$ -	$ -	$ -	$ -	$ -	$ -
2632	T680001446	369.0	$ -	$ -	$ -	$ -	$ -	$ -	$ -	$ -	$ -	$ -	$ -	$ -	$ -
2633	T680001447	369.0	$ -	$ -	$ -	$ -	$ -	$ -	$ -	$ -	$ -	$ -	$ -	$ -	$ -
2634	660001448	376.1	$ -	$ -	$ -	$ -	$ -	$ -	$ -	$ -	$ -	$ -	$ -	$ -	$ -
2635	660001448	376.2	$ -	$ -	$ -	$ -	$ -	$ -	$ -	$ -	$ -	$ -	$ -	$ -	$ -
2636	660001448	376.4	$ -	$ -	$ -	$ -	$ -	$ -	$ -	$ -	$ -	$ -	$ -	$ -	$ -
2637	660001448	380.0	$ -	$ -	$ -	$ -	$ -	$ -	$ -	$ -	$ -	$ -	$ -	$ -	$ -
2638	T601001449	367.1	$ -	$ -	$ -	$ -	$ -	$ -	$ -	$ -	$ -	$ -	$ 443	$ 886	$ 1,329
2639	T601001449	368.0	$ -	$ -	$ -	$ -	$ -	$ -	$ -	$ -	$ -	$ -	$ 85	$ 170	$ 255
2640	T601001449	369.0	$ -	$ -	$ -	$ -	$ -	$ -	$ -	$ -	$ -	$ -	$ 176	$ 351	$ 527
2641	T601001450	367.1	$ -	$ -	$ -	$ -	$ -	$ -	$ -	$ -	$ -	$ -	$ -	$ -	$ -
2642	T601001450	368.0	$ -	$ -	$ -	$ -	$ -	$ -	$ -	$ -	$ -	$ -	$ -	$ -	$ -
2643	T601001450	369.0	$ -	$ -	$ -	$ -	$ -	$ -	$ -	$ -	$ -	$ -	$ -	$ -	$ -
2644	633001451	376.1	$ -	$ -	$ -	$ -	$ -	$ -	$ -	$ -	$ -	$ -	$ -	$ -	$ -
2645	633001451	376.2	$ -	$ -	$ -	$ -	$ -	$ -	$ -	$ -	$ -	$ -	$ -	$ -	$ -
2646	633001451	376.4	$ -	$ -	$ -	$ -	$ -	$ -	$ -	$ -	$ -	$ -	$ -	$ -	$ -
2647	633001451	380.0	$ -	$ -	$ -	$ -	$ -	$ -	$ -	$ -	$ -	$ -	$ -	$ -	$ -
2648	T680001452	367.1	$ -	$ -	$ -	$ -	$ -	$ -	$ -	$ -	$ -	$ -	$ -	$ -	$ -
2649	T680001452	368.0	$ -	$ -	$ -	$ -	$ -	$ -	$ -	$ -	$ -	$ -	$ -	$ -	$ -
2650	T680001452	369.0	$ -	$ -	$ -	$ -	$ -	$ -	$ -	$ -	$ -	$ -	$ -	$ -	$ -
2651	660001453	376.1	$ -	$ -	$ -	$ -	$ -	$ -	$ -	$ -	$ -	$ -	$ -	$ -	$ -
2652	660001453	376.2	$ -	$ -	$ -	$ -	$ -	$ -	$ -	$ -	$ -	$ -	$ -	$ -	$ -
2653	660001453	376.4	$ -	$ -	$ -	$ -	$ -	$ -	$ -	$ -	$ -	$ -	$ -	$ -	$ -
2654	660001453	380.0	$ -	$ -	$ -	$ -	$ -	$ -	$ -	$ -	$ -	$ -	$ -	$ -	$ -
2655	660001454	376.1	$ -	$ -	$ -	$ -	$ -	$ -	$ -	$ -	$ -	$ -	$ -	$ -	$ -
2656	660001454	376.2	$ -	$ -	$ -	$ -	$ -	$ -	$ -	$ -	$ -	$ -	$ -	$ -	$ -
2657	660001454	376.4	$ -	$ -	$ -	$ -	$ -	$ -	$ -	$ -	$ -	$ -	$ -	$ -	$ -
2658	660001454	380.0	$ -	$ -	$ -	$ -	$ -	$ -	$ -	$ -	$ -	$ -	$ -	$ -	$ -
2659	660001455	376.1	$ -	$ -	$ -	$ -	$ -	$ -	$ -	$ -	$ -	$ -	$ -	$ -	$ -
2660	660001455	376.2	$ -	$ -	$ -	$ -	$ -	$ -	$ -	$ -	$ -	$ -	$ -	$ -	$ -
2661	660001455	376.4	$ -	$ -	$ -	$ -	$ -	$ -	$ -	$ -	$ -	$ -	$ -	$ -	$ -
2662	660001455	380.0	$ -	$ -	$ -	$ -	$ -	$ -	$ -	$ -	$ -	$ -	$ -	$ -	$ -
2663	660001456	376.1	$ -	$ -	$ -	$ -	$ -	$ -	$ -	$ -	$ -	$ -	$ -	$ -	$ -
2664	660001456	376.2	$ -	$ -	$ -	$ -	$ -	$ -	$ -	$ -	$ -	$ -	$ -	$ -	$ -
2665	660001456	376.4	$ -	$ -	$ -	$ -	$ -	$ -	$ -	$ -	$ -	$ -	$ -	$ -	$ -
2666	660001456	380.0	$ -	$ -	$ -	$ -	$ -	$ -	$ -	$ -	$ -	$ -	$ -	$ -	$ -
2667	T624001457	367.1	$ -	$ -	$ -	$ -	$ -	$ -	$ -	$ -	$ -	$ -	$ -	$ -	$ -
2668	T624001457	368.0	$ -	$ -	$ -	$ -	$ -	$ -	$ -	$ -	$ -	$ -	$ -	$ -	$ -
2669	T624001457	369.0	$ -	$ -	$ -	$ -	$ -	$ -	$ -	$ -	$ -	$ -	$ -	$ -	$ -
2670	601001458	303.3	$ -	$ -	$ -	$ -	$ -	$ -	$ -	$ -	$ -	$ -	$ -	$ -	$ -
2671	660001459	376.1	$ -	$ -	$ -	$ -	$ -	$ -	$ -	$ -	$ -	$ -	$ -	$ -	$ -

Sponsored by NMGC Witness Erik C. Buchanan

WP Plant 6 Accum Res Balances

NEW MEXICO GAS COMPANY, INC.

Accumulated Reserve Account
Base Period - 12 Months Ending March 31, 2023
Future Test Year - 12 Months Ending September 30, 2025

	A	B	P	Q	R	S	T	U	V	W	X	Y	Z	AA	AB
1															
2			Balance	Balance	Balance	Balance	Balance	Balance	Balance	Balance	Balance	Balance	Balance	Balance	Balance
3	Investment Number / Beginning Balance	FERC Account	4/30/2024	5/31/2024	6/30/2024	7/31/2024	8/31/2024	9/30/2024	10/31/2024	11/30/2024	12/31/2024	1/31/2025	2/28/2025	3/31/2025	4/30/2025
2626	T624001444	368.0	$ -	$ -	$ -	$ -	$ -	$ -	$ -	$ -	$ -	$ -	$ -	$ -	$ -
2627	T624001444	369.0	$ -	$ -	$ -	$ -	$ -	$ -	$ -	$ -	$ -	$ -	$ -	$ -	$ -
2628	T601001445	367.1	$ -	$ -	$ -	$ -	$ -	$ -	$ -	$ -	$ -	$ -	$ -	$ -	$ -
2629	T601001445	368.0	$ -	$ -	$ -	$ -	$ -	$ -	$ -	$ -	$ -	$ -	$ -	$ -	$ -
2630	T601001445	369.0	$ -	$ -	$ -	$ -	$ -	$ -	$ -	$ -	$ -	$ -	$ -	$ -	$ -
2631	T680001446	368.0	$ -	$ -	$ -	$ -	$ -	$ -	$ -	$ -	$ -	$ -	$ -	$ -	$ -
2632	T680001446	369.0	$ -	$ -	$ -	$ -	$ -	$ -	$ -	$ -	$ -	$ -	$ -	$ -	$ -
2633	T680001447	369.0	$ -	$ -	$ -	$ -	$ -	$ -	$ -	$ -	$ -	$ -	$ -	$ -	$ -
2634	660001448	376.1	$ -	$ -	$ -	$ -	$ -	$ -	$ -	$ -	$ -	$ -	$ -	$ -	$ -
2635	660001448	376.2	$ -	$ -	$ -	$ -	$ -	$ -	$ -	$ -	$ -	$ -	$ -	$ -	$ -
2636	660001448	376.4	$ -	$ -	$ -	$ -	$ -	$ -	$ -	$ -	$ -	$ -	$ -	$ -	$ -
2637	660001448	380.0	$ -	$ -	$ -	$ -	$ -	$ -	$ -	$ -	$ -	$ -	$ -	$ -	$ -
2638	T601001449	367.1	$ 1,772	$ 2,214	$ 2,657	$ 3,100	$ 3,543	$ 3,986	$ 4,429	$ 4,872	$ 5,315	$ 5,758	$ 6,200	$ 6,643	$ 7,086
2639	T601001449	368.0	$ 340	$ 425	$ 510	$ 595	$ 680	$ 765	$ 850	$ 935	$ 1,020	$ 1,105	$ 1,190	$ 1,275	$ 1,360
2640	T601001449	369.0	$ 703	$ 878	$ 1,054	$ 1,230	$ 1,405	$ 1,581	$ 1,757	$ 1,932	$ 2,108	$ 2,284	$ 2,459	$ 2,635	$ 2,811
2641	T601001450	367.1	$ -	$ -	$ -	$ -	$ -	$ -	$ -	$ -	$ -	$ -	$ 504	$ 1,009	$ 1,513
2642	T601001450	368.0	$ -	$ -	$ -	$ -	$ -	$ -	$ -	$ -	$ -	$ -	$ 97	$ 194	$ 290
2643	T601001450	369.0	$ -	$ -	$ -	$ -	$ -	$ -	$ -	$ -	$ -	$ -	$ 200	$ 400	$ 600
2644	633001451	376.1	$ -	$ -	$ -	$ -	$ -	$ -	$ -	$ -	$ -	$ -	$ -	$ -	$ -
2645	633001451	376.2	$ -	$ -	$ -	$ -	$ -	$ -	$ -	$ -	$ -	$ -	$ -	$ -	$ -
2646	633001451	376.4	$ -	$ -	$ -	$ -	$ -	$ -	$ -	$ -	$ -	$ -	$ -	$ -	$ -
2647	633001451	380.0	$ -	$ -	$ -	$ -	$ -	$ -	$ -	$ -	$ -	$ -	$ -	$ -	$ -
2648	T680001452	367.1	$ -	$ -	$ -	$ -	$ -	$ -	$ -	$ -	$ -	$ -	$ -	$ -	$ -
2649	T680001452	368.0	$ -	$ -	$ -	$ -	$ -	$ -	$ -	$ -	$ -	$ -	$ -	$ -	$ -
2650	T680001452	369.0	$ -	$ -	$ -	$ -	$ -	$ -	$ -	$ -	$ -	$ -	$ -	$ -	$ -
2651	660001453	376.1	$ -	$ -	$ -	$ -	$ -	$ -	$ -	$ -	$ -	$ -	$ -	$ -	$ -
2652	660001453	376.2	$ -	$ -	$ -	$ -	$ -	$ -	$ -	$ -	$ -	$ -	$ -	$ -	$ -
2653	660001453	376.4	$ -	$ -	$ -	$ -	$ -	$ -	$ -	$ -	$ -	$ -	$ -	$ -	$ -
2654	660001453	380.0	$ -	$ -	$ -	$ -	$ -	$ -	$ -	$ -	$ -	$ -	$ -	$ -	$ -
2655	660001454	376.1	$ -	$ -	$ -	$ -	$ -	$ -	$ -	$ -	$ -	$ -	$ -	$ -	$ -
2656	660001454	376.2	$ -	$ -	$ -	$ -	$ -	$ -	$ -	$ -	$ -	$ -	$ -	$ -	$ -
2657	660001454	376.4	$ -	$ -	$ -	$ -	$ -	$ -	$ -	$ -	$ -	$ -	$ -	$ -	$ -
2658	660001454	380.0	$ -	$ -	$ -	$ -	$ -	$ -	$ -	$ -	$ -	$ -	$ -	$ -	$ -
2659	660001455	376.1	$ -	$ -	$ -	$ -	$ -	$ -	$ -	$ -	$ -	$ -	$ -	$ -	$ -
2660	660001455	376.2	$ -	$ -	$ -	$ -	$ -	$ -	$ -	$ -	$ -	$ -	$ -	$ -	$ -
2661	660001455	376.4	$ -	$ -	$ -	$ -	$ -	$ -	$ -	$ -	$ -	$ -	$ -	$ -	$ -
2662	660001455	380.0	$ -	$ -	$ -	$ -	$ -	$ -	$ -	$ -	$ -	$ -	$ -	$ -	$ -
2663	660001456	376.1	$ -	$ -	$ -	$ -	$ -	$ -	$ -	$ -	$ -	$ -	$ -	$ -	$ -
2664	660001456	376.2	$ -	$ -	$ -	$ -	$ -	$ -	$ -	$ -	$ -	$ -	$ -	$ -	$ -
2665	660001456	376.4	$ -	$ -	$ -	$ -	$ -	$ -	$ -	$ -	$ -	$ -	$ -	$ -	$ -
2666	660001456	380.0	$ -	$ -	$ -	$ -	$ -	$ -	$ -	$ -	$ -	$ -	$ -	$ -	$ -
2667	T624001457	367.1	$ -	$ -	$ -	$ -	$ -	$ -	$ -	$ -	$ -	$ -	$ -	$ -	$ -
2668	T624001457	368.0	$ -	$ -	$ -	$ -	$ -	$ -	$ -	$ -	$ -	$ -	$ -	$ -	$ -
2669	T624001457	369.0	$ -	$ -	$ -	$ -	$ -	$ -	$ -	$ -	$ -	$ -	$ -	$ -	$ -
2670	601001458	303.3	$ -	$ -	$ -	$ -	$ -	$ -	$ -	$ -	$ -	$ -	$ -	$ -	$ -
2671	660001459	376.1	$ -	$ -	$ -	$ -	$ -	$ -	$ -	$ -	$ -	$ -	$ -	$ -	$ -

Sponsored by NMGC Witness Erik C. Buchanan

WP Plant 6 Accum Res Balances

NEW MEXICO GAS COMPANY, INC.

Accumulated Reserve Account
Base Period - 12 Months Ending March 31, 2023
Future Test Year - 12 Months Ending September 30, 2025

	A	B	AC	AD	AE	AF	AG
1							
2			Balance	Balance	Balance	Balance	Balance
3	Investment Number / Beginning Balance	FERC Account	**5/31/2025**	**6/30/2025**	**7/31/2025**	**8/31/2025**	**9/30/2025**
2626	T624001444	368.0	$ -	$ -	$ -	$ -	$ -
2627	T624001444	369.0	$ -	$ -	$ -	$ -	$ -
2628	T601001445	367.1	$ -	$ -	$ -	$ -	$ -
2629	T601001445	368.0	$ -	$ -	$ -	$ -	$ -
2630	T601001445	369.0	$ -	$ -	$ -	$ -	$ -
2631	T680001446	368.0	$ -	$ -	$ -	$ -	$ -
2632	T680001446	369.0	$ -	$ -	$ -	$ -	$ -
2633	T680001447	369.0	$ -	$ -	$ -	$ -	$ -
2634	660001448	376.1	$ -	$ -	$ -	$ -	$ -
2635	660001448	376.2	$ -	$ -	$ -	$ -	$ -
2636	660001448	376.4	$ -	$ -	$ -	$ -	$ -
2637	660001448	380.0	$ -	$ -	$ -	$ -	$ -
2638	T601001449	367.1	$ 7,529	$ 7,972	$ 8,415	$ 8,858	$ 9,301
2639	T601001449	368.0	$ 1,445	$ 1,530	$ 1,615	$ 1,700	$ 1,785
2640	T601001449	369.0	$ 2,986	$ 3,162	$ 3,337	$ 3,513	$ 3,689
2641	T601001450	367.1	$ 2,018	$ 2,522	$ 3,027	$ 3,531	$ 4,036
2642	T601001450	368.0	$ 387	$ 484	$ 581	$ 678	$ 774
2643	T601001450	369.0	$ 800	$ 1,000	$ 1,200	$ 1,400	$ 1,601
2644	633001451	376.1	$ -	$ -	$ -	$ -	$ -
2645	633001451	376.2	$ -	$ -	$ -	$ -	$ -
2646	633001451	376.4	$ -	$ -	$ -	$ -	$ -
2647	633001451	380.0	$ -	$ -	$ -	$ -	$ -
2648	T680001452	367.1	$ -	$ -	$ -	$ -	$ -
2649	T680001452	368.0	$ -	$ -	$ -	$ -	$ -
2650	T680001452	369.0	$ -	$ -	$ -	$ -	$ -
2651	660001453	376.1	$ -	$ -	$ -	$ -	$ -
2652	660001453	376.2	$ -	$ -	$ -	$ -	$ -
2653	660001453	376.4	$ -	$ -	$ -	$ -	$ -
2654	660001453	380.0	$ -	$ -	$ -	$ -	$ -
2655	660001454	376.1	$ -	$ -	$ -	$ -	$ -
2656	660001454	376.2	$ -	$ -	$ -	$ -	$ -
2657	660001454	376.4	$ -	$ -	$ -	$ -	$ -
2658	660001454	380.0	$ -	$ -	$ -	$ -	$ -
2659	660001455	376.1	$ -	$ -	$ -	$ -	$ -
2660	660001455	376.2	$ -	$ -	$ -	$ -	$ -
2661	660001455	376.4	$ -	$ -	$ -	$ -	$ -
2662	660001455	380.0	$ -	$ -	$ -	$ -	$ -
2663	660001456	376.1	$ -	$ -	$ -	$ -	$ -
2664	660001456	376.2	$ -	$ -	$ -	$ -	$ -
2665	660001456	376.4	$ -	$ -	$ -	$ -	$ -
2666	660001456	380.0	$ -	$ -	$ -	$ -	$ -
2667	T624001457	367.1	$ -	$ -	$ -	$ -	$ -
2668	T624001457	368.0	$ -	$ -	$ -	$ -	$ -
2669	T624001457	369.0	$ -	$ -	$ -	$ -	$ -
2670	601001458	303.3	$ -	$ -	$ -	$ -	$ -
2671	660001459	376.1	$ -	$ -	$ -	$ -	$ -

Sponsored by NMGC Witness Erik C. Buchanan

WP Plant 6 Accum Res Balances

NEW MEXICO GAS COMPANY, INC.

Accumulated Reserve Account
Base Period - 12 Months Ending March 31, 2023
Future Test Year - 12 Months Ending September 30, 2025

	A	B	C	D	E	F	G	H	I	J	K	L	M	N	O
1			Adjusted Base Period												
2			Balance	Balance	Balance	Balance	Balance	Balance	Balance	Balance	Balance	Balance	Balance	Balance	Balance
3	Investment Number / Beginning Balance	FERC Account	3/31/2023	4/30/2023	5/31/2023	6/30/2023	7/31/2023	8/31/2023	9/30/2023	10/31/2023	11/30/2023	12/31/2023	1/31/2024	2/29/2024	3/31/2024
2672	660001459	376.2	$ -	$ -	$ -	$ -	$ -	$ -	$ -	$ -	$ -	$ -	$ -	$ -	$ -
2673	660001459	376.4	$ -	$ -	$ -	$ -	$ -	$ -	$ -	$ -	$ -	$ -	$ -	$ -	$ -
2674	660001459	380.0	$ -	$ -	$ -	$ -	$ -	$ -	$ -	$ -	$ -	$ -	$ -	$ -	$ -
2675	660001460	376.1	$ -	$ -	$ -	$ -	$ -	$ -	$ -	$ -	$ -	$ -	$ -	$ -	$ -
2676	660001460	376.2	$ -	$ -	$ -	$ -	$ -	$ -	$ -	$ -	$ -	$ -	$ -	$ -	$ -
2677	660001460	376.4	$ -	$ -	$ -	$ -	$ -	$ -	$ -	$ -	$ -	$ -	$ -	$ -	$ -
2678	660001460	380.0	$ -	$ -	$ -	$ -	$ -	$ -	$ -	$ -	$ -	$ -	$ -	$ -	$ -
2679	T624001461	367.1	$ -	$ -	$ -	$ -	$ -	$ -	$ -	$ -	$ -	$ -	$ -	$ -	$ -
2680	T624001461	368.0	$ -	$ -	$ -	$ -	$ -	$ -	$ -	$ -	$ -	$ -	$ -	$ -	$ -
2681	T624001461	369.0	$ -	$ -	$ -	$ -	$ -	$ -	$ -	$ -	$ -	$ -	$ -	$ -	$ -
2682	T680001462	367.1	$ -	$ -	$ -	$ -	$ -	$ -	$ -	$ -	$ -	$ -	$ -	$ -	$ -
2683	T680001462	368.0	$ -	$ -	$ -	$ -	$ -	$ -	$ -	$ -	$ -	$ -	$ -	$ -	$ -
2684	T680001462	369.0	$ -	$ -	$ -	$ -	$ -	$ -	$ -	$ -	$ -	$ -	$ -	$ -	$ -
2685	T624001463		$ -	$ -	$ -	$ -	$ -	$ -	$ -	$ -	$ -	$ -	$ -	$ -	$ -
2686	T624001464	367.1	$ -	$ -	$ -	$ -	$ -	$ -	$ -	$ -	$ -	$ -	$ -	$ -	$ -
2687	T624001464	368.0	$ -	$ -	$ -	$ -	$ -	$ -	$ -	$ -	$ -	$ -	$ -	$ -	$ -
2688	T624001464	369.0	$ -	$ -	$ -	$ -	$ -	$ -	$ -	$ -	$ -	$ -	$ -	$ -	$ -
2689	T680001465	367.1	$ -	$ -	$ -	$ -	$ -	$ -	$ -	$ -	$ -	$ -	$ -	$ -	$ -
2690	T680001465	368.0	$ -	$ -	$ -	$ -	$ -	$ -	$ -	$ -	$ -	$ -	$ -	$ -	$ -
2691	T680001465	369.0	$ -	$ -	$ -	$ -	$ -	$ -	$ -	$ -	$ -	$ -	$ -	$ -	$ -
2692	601001466	376.1	$ -	$ -	$ -	$ -	$ 0	$ 0	$ 0	$ 0	$ 0	$ 0	$ 0	$ 1	$ 1
2693	601001466	376.2	$ -	$ -	$ -	$ -	$ 0	$ 1	$ 1	$ 2	$ 2	$ 3	$ 3	$ 3	$ 4
2694	601001466	376.4	$ -	$ -	$ -	$ -	$ 0	$ 0	$ 0	$ 0	$ 0	$ 0	$ 0	$ 0	$ 0
2695	601001466	380.0	$ -	$ -	$ -	$ -	$ 0	$ 0	$ 0	$ 1	$ 1	$ 1	$ 1	$ 1	$ 1
2696	T624001467	367.1	$ -	$ -	$ -	$ -	$ -	$ -	$ -	$ -	$ -	$ -	$ -	$ -	$ -
2697	T624001467	368.0	$ -	$ -	$ -	$ -	$ -	$ -	$ -	$ -	$ -	$ -	$ -	$ -	$ -
2698	T624001467	369.0	$ -	$ -	$ -	$ -	$ -	$ -	$ -	$ -	$ -	$ -	$ -	$ -	$ -
2699	T624001468	367.1	$ -	$ -	$ -	$ -	$ -	$ -	$ -	$ -	$ -	$ -	$ -	$ -	$ -
2700	T624001468	368.0	$ -	$ -	$ -	$ -	$ -	$ -	$ -	$ -	$ -	$ -	$ -	$ -	$ -
2701	T624001468	369.0	$ -	$ -	$ -	$ -	$ -	$ -	$ -	$ -	$ -	$ -	$ -	$ -	$ -
2702	T624001469	367.1	$ -	$ -	$ -	$ -	$ -	$ -	$ -	$ -	$ -	$ -	$ -	$ -	$ -
2703	T624001469	368.0	$ -	$ -	$ -	$ -	$ -	$ -	$ -	$ -	$ -	$ -	$ -	$ -	$ -
2704	T624001469	369.0	$ -	$ -	$ -	$ -	$ -	$ -	$ -	$ -	$ -	$ -	$ -	$ -	$ -
2705	601001470	376.1	$ -	$ -	$ -	$ -	$ -	$ -	$ -	$ 21	$ 41	$ 62	$ 87	$ 112	$ 137
2706	601001470	376.2	$ -	$ -	$ -	$ -	$ -	$ -	$ -	$ 139	$ 279	$ 418	$ 587	$ 756	$ 926
2707	601001470	376.4	$ -	$ -	$ -	$ -	$ -	$ -	$ -	$ 18	$ 35	$ 53	$ 74	$ 96	$ 117
2708	601001470	380.0	$ -	$ -	$ -	$ -	$ -	$ -	$ -	$ 28	$ 57	$ 85	$ 120	$ 154	$ 189
2709	601001471	376.1	$ -	$ -	$ -	$ -	$ -	$ -	$ -	$ -	$ -	$ -	$ -	$ -	$ -
2710	601001471	376.2	$ -	$ -	$ -	$ -	$ -	$ -	$ -	$ -	$ -	$ -	$ -	$ -	$ -
2711	601001471	376.4	$ -	$ -	$ -	$ -	$ -	$ -	$ -	$ -	$ -	$ -	$ -	$ -	$ -
2712	601001471	380.0	$ -	$ -	$ -	$ -	$ -	$ -	$ -	$ -	$ -	$ -	$ -	$ -	$ -
2713	T601001472	367.3	$ -	$ -	$ -	$ -	$ -	$ -	$ -	$ -	$ -	$ -	$ -	$ -	$ -
2714	T660001473	367.1	$ -	$ -	$ -	$ -	$ -	$ -	$ -	$ -	$ -	$ -	$ -	$ -	$ -
2715	T660001473	368.0	$ -	$ -	$ -	$ -	$ -	$ -	$ -	$ -	$ -	$ -	$ -	$ -	$ -
2716	T660001473	369.0	$ -	$ -	$ -	$ -	$ -	$ -	$ -	$ -	$ -	$ -	$ -	$ -	$ -
2717	601001474	392.0	$ -	$ -	$ -	$ -	$ -	$ -	$ -	$ -	$ -	$ -	$ -	$ -	$ -

Sponsored by NMGC Witness Erik C. Buchanan

WP Plant 6 Accum Res Balances

NEW MEXICO GAS COMPANY, INC.

Accumulated Reserve Account
Base Period - 12 Months Ending March 31, 2023
Future Test Year - 12 Months Ending September 30, 2025

	A	B	P	Q	R	S	T	U	V	W	X	Y	Z	AA	AB
1															
2			Balance	Balance	Balance	Balance	Balance	Balance	Balance	Balance	Balance	Balance	Balance	Balance	Balance
3	Investment Number / Beginning Balance	FERC Account	4/30/2024	5/31/2024	6/30/2024	7/31/2024	8/31/2024	9/30/2024	10/31/2024	11/30/2024	12/31/2024	1/31/2025	2/28/2025	3/31/2025	4/30/2025
2672	660001459	376.2	$ -	$ -	$ -	$ -	$ -	$ -	$ -	$ -	$ -	$ -	$ -	$ -	$ -
2673	660001459	376.4	$ -	$ -	$ -	$ -	$ -	$ -	$ -	$ -	$ -	$ -	$ -	$ -	$ -
2674	660001459	380.0	$ -	$ -	$ -	$ -	$ -	$ -	$ -	$ -	$ -	$ -	$ -	$ -	$ -
2675	660001460	376.1	$ -	$ -	$ -	$ -	$ -	$ -	$ -	$ -	$ -	$ -	$ -	$ -	$ -
2676	660001460	376.2	$ -	$ -	$ -	$ -	$ -	$ -	$ -	$ -	$ -	$ -	$ -	$ -	$ -
2677	660001460	376.4	$ -	$ -	$ -	$ -	$ -	$ -	$ -	$ -	$ -	$ -	$ -	$ -	$ -
2678	660001460	380.0	$ -	$ -	$ -	$ -	$ -	$ -	$ -	$ -	$ -	$ -	$ -	$ -	$ -
2679	T624001461	367.1	$ -	$ -	$ -	$ -	$ -	$ -	$ -	$ -	$ -	$ -	$ -	$ -	$ -
2680	T624001461	368.0	$ -	$ -	$ -	$ -	$ -	$ -	$ -	$ -	$ -	$ -	$ -	$ -	$ -
2681	T624001461	369.0	$ -	$ -	$ -	$ -	$ -	$ -	$ -	$ -	$ -	$ -	$ -	$ -	$ -
2682	T680001462	367.1	$ -	$ -	$ -	$ -	$ -	$ -	$ -	$ -	$ -	$ -	$ -	$ -	$ -
2683	T680001462	368.0	$ -	$ -	$ -	$ -	$ -	$ -	$ -	$ -	$ -	$ -	$ -	$ -	$ -
2684	T680001462	369.0	$ -	$ -	$ -	$ -	$ -	$ -	$ -	$ -	$ -	$ -	$ -	$ -	$ -
2685	T624001463		$ -	$ -	$ -	$ -	$ -	$ -	$ -	$ -	$ -	$ -	$ -	$ -	$ -
2686	T624001464	367.1	$ -	$ -	$ -	$ -	$ -	$ -	$ -	$ -	$ -	$ -	$ -	$ -	$ -
2687	T624001464	368.0	$ -	$ -	$ -	$ -	$ -	$ -	$ -	$ -	$ -	$ -	$ -	$ -	$ -
2688	T624001464	369.0	$ -	$ -	$ -	$ -	$ -	$ -	$ -	$ -	$ -	$ -	$ -	$ -	$ -
2689	T680001465	367.1	$ -	$ -	$ -	$ -	$ -	$ -	$ -	$ -	$ -	$ -	$ -	$ -	$ -
2690	T680001465	368.0	$ -	$ -	$ -	$ -	$ -	$ -	$ -	$ -	$ -	$ -	$ -	$ -	$ -
2691	T680001465	369.0	$ -	$ -	$ -	$ -	$ -	$ -	$ -	$ -	$ -	$ -	$ -	$ -	$ -
2692	601001466	376.1	$ 1	$ 1	$ 1	$ 1	$ 1	$ 1	$ 1	$ 1	$ 1	$ 1	$ 1	$ 1	$ 1
2693	601001466	376.2	$ 4	$ 5	$ 5	$ 6	$ 6	$ 6	$ 7	$ 7	$ 8	$ 8	$ 9	$ 9	$ 9
2694	601001466	376.4	$ 1	$ 1	$ 1	$ 1	$ 1	$ 1	$ 1	$ 1	$ 1	$ 1	$ 1	$ 1	$ 1
2695	601001466	380.0	$ 1	$ 1	$ 1	$ 1	$ 1	$ 2	$ 2	$ 2	$ 2	$ 2	$ 2	$ 2	$ 2
2696	T624001467	367.1	$ -	$ -	$ -	$ -	$ -	$ -	$ -	$ -	$ -	$ -	$ -	$ -	$ -
2697	T624001467	368.0	$ -	$ -	$ -	$ -	$ -	$ -	$ -	$ -	$ -	$ -	$ -	$ -	$ -
2698	T624001467	369.0	$ -	$ -	$ -	$ -	$ -	$ -	$ -	$ -	$ -	$ -	$ -	$ -	$ -
2699	T624001468	367.1	$ -	$ -	$ -	$ -	$ -	$ -	$ -	$ -	$ -	$ -	$ -	$ -	$ -
2700	T624001468	368.0	$ -	$ -	$ -	$ -	$ -	$ -	$ -	$ -	$ -	$ -	$ -	$ -	$ -
2701	T624001468	369.0	$ -	$ -	$ -	$ -	$ -	$ -	$ -	$ -	$ -	$ -	$ -	$ -	$ -
2702	T624001469	367.1	$ -	$ -	$ -	$ -	$ -	$ -	$ -	$ -	$ -	$ -	$ -	$ -	$ -
2703	T624001469	368.0	$ -	$ -	$ -	$ -	$ -	$ -	$ -	$ -	$ -	$ -	$ -	$ -	$ -
2704	T624001469	369.0	$ -	$ -	$ -	$ -	$ -	$ -	$ -	$ -	$ -	$ -	$ -	$ -	$ -
2705	601001470	376.1	$ 163	$ 188	$ 213	$ 238	$ 263	$ 288	$ 314	$ 339	$ 364	$ 389	$ 414	$ 439	$ 464
2706	601001470	376.2	$ 1,095	$ 1,264	$ 1,434	$ 1,603	$ 1,772	$ 1,941	$ 2,111	$ 2,280	$ 2,449	$ 2,619	$ 2,788	$ 2,957	$ 3,126
2707	601001470	376.4	$ 139	$ 160	$ 182	$ 203	$ 225	$ 246	$ 268	$ 289	$ 311	$ 332	$ 354	$ 375	$ 397
2708	601001470	380.0	$ 223	$ 258	$ 292	$ 327	$ 361	$ 396	$ 431	$ 465	$ 500	$ 534	$ 569	$ 603	$ 638
2709	601001471	376.1	$ -	$ -	$ -	$ 16	$ 32	$ 48	$ 74	$ 100	$ 125	$ 153	$ 180	$ 208	$ 235
2710	601001471	376.2	$ -	$ -	$ -	$ 108	$ 217	$ 325	$ 498	$ 670	$ 843	$ 1,028	$ 1,213	$ 1,398	$ 1,583
2711	601001471	376.4	$ -	$ -	$ -	$ 14	$ 27	$ 41	$ 63	$ 85	$ 107	$ 130	$ 154	$ 177	$ 201
2712	601001471	380.0	$ -	$ -	$ -	$ 22	$ 44	$ 66	$ 102	$ 137	$ 172	$ 210	$ 247	$ 285	$ 323
2713	T601001472	367.3	$ -	$ -	$ -	$ -	$ -	$ -	$ -	$ -	$ -	$ -	$ -	$ -	$ -
2714	T660001473	367.1	$ -	$ -	$ -	$ -	$ -	$ -	$ -	$ -	$ -	$ -	$ -	$ -	$ -
2715	T660001473	368.0	$ -	$ -	$ -	$ -	$ -	$ -	$ -	$ -	$ -	$ -	$ -	$ -	$ -
2716	T660001473	369.0	$ -	$ -	$ -	$ -	$ -	$ -	$ -	$ -	$ -	$ -	$ -	$ -	$ -
2717	601001474	392.0	$ -	$ -	$ -	$ -	$ -	$ -	$ -	$ -	$ -	$ -	$ -	$ -	$ -

Sponsored by NMGC Witness Erik C. Buchanan

WP Plant 6 Accum Res Balances

NEW MEXICO GAS COMPANY, INC.

Accumulated Reserve Account
Base Period - 12 Months Ending March 31, 2023
Future Test Year - 12 Months Ending September 30, 2025

	A	B	AC	AD	AE	AF	AG
1							
2			Balance	Balance	Balance	Balance	Balance
3	Investment Number / Beginning Balance	FERC Account	**5/31/2025**	**6/30/2025**	**7/31/2025**	**8/31/2025**	**9/30/2025**
2672	660001459	376.2	$ -	$ -	$ -	$ -	$ -
2673	660001459	376.4	$ -	$ -	$ -	$ -	$ -
2674	660001459	380.0	$ -	$ -	$ -	$ -	$ -
2675	660001460	376.1	$ -	$ -	$ -	$ -	$ -
2676	660001460	376.2	$ -	$ -	$ -	$ -	$ -
2677	660001460	376.4	$ -	$ -	$ -	$ -	$ -
2678	660001460	380.0	$ -	$ -	$ -	$ -	$ -
2679	T624001461	367.1	$ -	$ -	$ -	$ -	$ -
2680	T624001461	368.0	$ -	$ -	$ -	$ -	$ -
2681	T624001461	369.0	$ -	$ -	$ -	$ -	$ -
2682	T680001462	367.1	$ -	$ -	$ -	$ -	$ -
2683	T680001462	368.0	$ -	$ -	$ -	$ -	$ -
2684	T680001462	369.0	$ -	$ -	$ -	$ -	$ -
2685	T624001463		$ -	$ -	$ -	$ -	$ -
2686	T624001464	367.1	$ -	$ -	$ -	$ -	$ -
2687	T624001464	368.0	$ -	$ -	$ -	$ -	$ -
2688	T624001464	369.0	$ -	$ -	$ -	$ -	$ -
2689	T680001465	367.1	$ -	$ -	$ -	$ -	$ -
2690	T680001465	368.0	$ -	$ -	$ -	$ -	$ -
2691	T680001465	369.0	$ -	$ -	$ -	$ -	$ -
2692	601001466	376.1	$ 1	$ 2	$ 2	$ 2	$ 2
2693	601001466	376.2	$ 10	$ 10	$ 11	$ 11	$ 12
2694	601001466	376.4	$ 1	$ 1	$ 1	$ 1	$ 1
2695	601001466	380.0	$ 2	$ 2	$ 2	$ 3	$ 3
2696	T624001467	367.1	$ -	$ -	$ -	$ -	$ -
2697	T624001467	368.0	$ -	$ -	$ -	$ -	$ -
2698	T624001467	369.0	$ -	$ -	$ -	$ -	$ -
2699	T624001468	367.1	$ -	$ -	$ -	$ -	$ -
2700	T624001468	368.0	$ -	$ -	$ -	$ -	$ -
2701	T624001468	369.0	$ -	$ -	$ -	$ -	$ -
2702	T624001469	367.1	$ -	$ -	$ -	$ -	$ -
2703	T624001469	368.0	$ -	$ -	$ -	$ -	$ -
2704	T624001469	369.0	$ -	$ -	$ -	$ -	$ -
2705	601001470	376.1	$ 490	$ 515	$ 540	$ 565	$ 590
2706	601001470	376.2	$ 3,296	$ 3,465	$ 3,634	$ 3,804	$ 3,973
2707	601001470	376.4	$ 418	$ 439	$ 461	$ 482	$ 504
2708	601001470	380.0	$ 672	$ 707	$ 741	$ 776	$ 810
2709	601001471	376.1	$ 263	$ 290	$ 317	$ 345	$ 372
2710	601001471	376.2	$ 1,767	$ 1,952	$ 2,137	$ 2,322	$ 2,507
2711	601001471	376.4	$ 224	$ 248	$ 271	$ 295	$ 318
2712	601001471	380.0	$ 361	$ 398	$ 436	$ 474	$ 511
2713	T601001472	367.3	$ -	$ -	$ -	$ -	$ -
2714	T660001473	367.1	$ -	$ -	$ -	$ -	$ -
2715	T660001473	368.0	$ -	$ -	$ -	$ -	$ -
2716	T660001473	369.0	$ -	$ -	$ -	$ -	$ -
2717	601001474	392.0	$ -	$ -	$ -	$ -	$ -

Sponsored by NMGC Witness Erik C. Buchanan

NEW MEXICO GAS COMPANY, INC.

Accumulated Reserve Account
Base Period - 12 Months Ending March 31, 2023
Future Test Year - 12 Months Ending September 30, 2025

	A	B	C	D	E	F	G	H	I	J	K	L	M	N	O
1			Adjusted Base Period												
2			Balance	Balance	Balance	Balance	Balance	Balance	Balance	Balance	Balance	Balance	Balance	Balance	Balance
3	Investment Number / Beginning Balance	FERC Account	**3/31/2023**	**4/30/2023**	**5/31/2023**	**6/30/2023**	**7/31/2023**	**8/31/2023**	**9/30/2023**	**10/31/2023**	**11/30/2023**	**12/31/2023**	**1/31/2024**	**2/29/2024**	**3/31/2024**
2718	601001474	392.1	$ -	$ -	$ -	$ -	$ -	$ -	$ -	$ -	$ -	$ -	$ -	$ -	$ -
2719	601001474	392.2	$ -	$ -	$ -	$ -	$ -	$ -	$ -	$ -	$ -	$ -	$ -	$ -	$ -
2720	601001474	392.3	$ -	$ -	$ -	$ -	$ -	$ -	$ -	$ -	$ -	$ -	$ -	$ -	$ -
2721	601001475	392.0	$ -	$ -	$ -	$ -	$ -	$ -	$ -	$ -	$ -	$ -	$ -	$ -	$ -
2722	601001475	392.1	$ -	$ -	$ -	$ -	$ -	$ -	$ -	$ -	$ -	$ -	$ -	$ -	$ -
2723	601001475	392.2	$ -	$ -	$ -	$ -	$ -	$ -	$ -	$ -	$ -	$ -	$ -	$ -	$ -
2724	601001475	392.3	$ -	$ -	$ -	$ -	$ -	$ -	$ -	$ -	$ -	$ -	$ -	$ -	$ -
2725	601001476	393.0	$ -	$ -	$ -	$ -	$ -	$ -	$ -	$ -	$ -	$ -	$ -	$ -	$ -
2726	601001476	396.0	$ -	$ -	$ -	$ -	$ -	$ -	$ -	$ -	$ -	$ -	$ -	$ -	$ -
2727	T660001477	367.1	$ -	$ -	$ -	$ -	$ -	$ -	$ -	$ -	$ -	$ -	$ -	$ -	$ -
2728	T660001477	368.0	$ -	$ -	$ -	$ -	$ -	$ -	$ -	$ -	$ -	$ -	$ -	$ -	$ -
2729	T660001477	369.0	$ -	$ -	$ -	$ -	$ -	$ -	$ -	$ -	$ -	$ -	$ -	$ -	$ -
2730	601001478	393.0	$ -	$ -	$ -	$ -	$ -	$ -	$ -	$ -	$ -	$ -	$ -	$ -	$ -
2731	601001478	396.0	$ -	$ -	$ -	$ -	$ -	$ -	$ -	$ -	$ -	$ -	$ -	$ -	$ -
2732	T660001479	367.1	$ -	$ -	$ -	$ -	$ -	$ -	$ -	$ -	$ -	$ -	$ -	$ -	$ -
2733	T660001479	368.0	$ -	$ -	$ -	$ -	$ -	$ -	$ -	$ -	$ -	$ -	$ -	$ -	$ -
2734	T660001479	369.0	$ -	$ -	$ -	$ -	$ -	$ -	$ -	$ -	$ -	$ -	$ -	$ -	$ -
2735	625001481	376.1	$ -	$ -	$ -	$ -	$ -	$ -	$ -	$ -	$ -	$ -	$ -	$ -	$ -
2736	625001481	376.2	$ -	$ -	$ -	$ -	$ -	$ -	$ -	$ -	$ -	$ -	$ -	$ -	$ -
2737	625001481	376.4	$ -	$ -	$ -	$ -	$ -	$ -	$ -	$ -	$ -	$ -	$ -	$ -	$ -
2738	625001481	380.0	$ -	$ -	$ -	$ -	$ -	$ -	$ -	$ -	$ -	$ -	$ -	$ -	$ -
2739	622001482	376.1	$ -	$ -	$ -	$ -	$ -	$ -	$ -	$ -	$ -	$ -	$ -	$ -	$ -
2740	622001482	376.2	$ -	$ -	$ -	$ -	$ -	$ -	$ -	$ -	$ -	$ -	$ -	$ -	$ -
2741	622001482	376.4	$ -	$ -	$ -	$ -	$ -	$ -	$ -	$ -	$ -	$ -	$ -	$ -	$ -
2742	626001483	376.1	$ -	$ -	$ -	$ -	$ -	$ -	$ -	$ -	$ -	$ -	$ -	$ -	$ -
2743	626001483	376.2	$ -	$ -	$ -	$ -	$ -	$ -	$ -	$ -	$ -	$ -	$ -	$ -	$ -
2744	626001483	376.4	$ -	$ -	$ -	$ -	$ -	$ -	$ -	$ -	$ -	$ -	$ -	$ -	$ -
2745	626001483	380.0	$ -	$ -	$ -	$ -	$ -	$ -	$ -	$ -	$ -	$ -	$ -	$ -	$ -
2746	625001484	376.1	$ -	$ -	$ -	$ -	$ -	$ -	$ -	$ -	$ -	$ -	$ -	$ -	$ -
2747	625001484	376.2	$ -	$ -	$ -	$ -	$ -	$ -	$ -	$ -	$ -	$ -	$ -	$ -	$ -
2748	625001484	376.4	$ -	$ -	$ -	$ -	$ -	$ -	$ -	$ -	$ -	$ -	$ -	$ -	$ -
2749	625001484	380.0	$ -	$ -	$ -	$ -	$ -	$ -	$ -	$ -	$ -	$ -	$ -	$ -	$ -
2750	626001485	376.1	$ -	$ -	$ -	$ -	$ -	$ -	$ -	$ -	$ -	$ -	$ -	$ -	$ -
2751	626001485	376.2	$ -	$ -	$ -	$ -	$ -	$ -	$ -	$ -	$ -	$ -	$ -	$ -	$ -
2752	626001485	376.4	$ -	$ -	$ -	$ -	$ -	$ -	$ -	$ -	$ -	$ -	$ -	$ -	$ -
2753	626001485	380.0	$ -	$ -	$ -	$ -	$ -	$ -	$ -	$ -	$ -	$ -	$ -	$ -	$ -
2754	605001486	376.1	$ -	$ -	$ -	$ -	$ -	$ -	$ 43	$ 86	$ 129	$ 172	$ 215	$ 258	$ 301
2755	605001486	376.2	$ -	$ -	$ -	$ -	$ -	$ -	$ 290	$ 580	$ 870	$ 1,160	$ 1,450	$ 1,739	$ 2,029
2756	605001486	376.4	$ -	$ -	$ -	$ -	$ -	$ -	$ 37	$ 74	$ 110	$ 147	$ 184	$ 221	$ 257
2757	605001486	380.0	$ -	$ -	$ -	$ -	$ -	$ -	$ 59	$ 118	$ 177	$ 237	$ 296	$ 355	$ 414
2758	T624001487	367.1	$ -	$ -	$ -	$ -	$ -	$ -	$ -	$ -	$ -	$ -	$ -	$ -	$ -
2759	T624001487	368.0	$ -	$ -	$ -	$ -	$ -	$ -	$ -	$ -	$ -	$ -	$ -	$ -	$ -
2760	T624001487	369.0	$ -	$ -	$ -	$ -	$ -	$ -	$ -	$ -	$ -	$ -	$ -	$ -	$ -
2761	610001488	376.2	$ -	$ -	$ -	$ -	$ -	$ -	$ -	$ -	$ -	$ -	$ -	$ -	$ -
2762	629001489	376.1	$ -	$ -	$ -	$ -	$ -	$ -	$ -	$ -	$ -	$ -	$ -	$ -	$ -
2763	629001489	376.2	$ -	$ -	$ -	$ -	$ -	$ -	$ -	$ -	$ -	$ -	$ -	$ -	$ -

Sponsored by NMGC Witness Erik C. Buchanan

WP Plant 6 Accum Res Balances

NEW MEXICO GAS COMPANY, INC.

Accumulated Reserve Account
Base Period - 12 Months Ending March 31, 2023
Future Test Year - 12 Months Ending September 30, 2025

	A	B	P	Q	R	S	T	U	V	W	X	Y	Z	AA	AB
1															
2			Balance	Balance	Balance	Balance	Balance	Balance	Balance	Balance	Balance	Balance	Balance	Balance	Balance
3	Investment Number / Beginning Balance	FERC Account	4/30/2024	5/31/2024	6/30/2024	7/31/2024	8/31/2024	9/30/2024	10/31/2024	11/30/2024	12/31/2024	1/31/2025	2/28/2025	3/31/2025	4/30/2025
2718	601001474	392.1	$ -	$ -	$ -	$ -	$ -	$ -	$ -	$ -	$ -	$ -	$ -	$ -	$ -
2719	601001474	392.2	$ -	$ -	$ -	$ -	$ -	$ -	$ -	$ -	$ -	$ -	$ -	$ -	$ -
2720	601001474	392.3	$ -	$ -	$ -	$ -	$ -	$ -	$ -	$ -	$ -	$ -	$ -	$ -	$ -
2721	601001475	392.0	$ -	$ -	$ -	$ -	$ -	$ -	$ -	$ -	$ -	$ -	$ -	$ -	$ -
2722	601001475	392.1	$ -	$ -	$ -	$ -	$ -	$ -	$ -	$ -	$ -	$ -	$ -	$ -	$ -
2723	601001475	392.2	$ -	$ -	$ -	$ -	$ -	$ -	$ -	$ -	$ -	$ -	$ -	$ -	$ -
2724	601001475	392.3	$ -	$ -	$ -	$ -	$ -	$ -	$ -	$ -	$ -	$ -	$ -	$ -	$ -
2725	601001476	393.0	$ -	$ -	$ -	$ -	$ -	$ -	$ -	$ -	$ -	$ -	$ -	$ -	$ -
2726	601001476	396.0	$ -	$ -	$ -	$ -	$ -	$ -	$ -	$ -	$ -	$ -	$ -	$ -	$ -
2727	T660001477	367.1	$ -	$ -	$ -	$ -	$ -	$ -	$ -	$ -	$ -	$ -	$ -	$ -	$ -
2728	T660001477	368.0	$ -	$ -	$ -	$ -	$ -	$ -	$ -	$ -	$ -	$ -	$ -	$ -	$ -
2729	T660001477	369.0	$ -	$ -	$ -	$ -	$ -	$ -	$ -	$ -	$ -	$ -	$ -	$ -	$ -
2730	601001478	393.0	$ -	$ -	$ -	$ -	$ -	$ -	$ -	$ -	$ -	$ -	$ -	$ -	$ -
2731	601001478	396.0	$ -	$ -	$ -	$ -	$ -	$ -	$ -	$ -	$ -	$ -	$ -	$ -	$ -
2732	T660001479	367.1	$ -	$ -	$ -	$ -	$ -	$ -	$ -	$ -	$ -	$ -	$ -	$ -	$ -
2733	T660001479	368.0	$ -	$ -	$ -	$ -	$ -	$ -	$ -	$ -	$ -	$ -	$ -	$ -	$ -
2734	T660001479	369.0	$ -	$ -	$ -	$ -	$ -	$ -	$ -	$ -	$ -	$ -	$ -	$ -	$ -
2735	625001481	376.1	$ -	$ -	$ -	$ -	$ -	$ -	$ -	$ -	$ -	$ -	$ -	$ -	$ -
2736	625001481	376.2	$ -	$ -	$ -	$ -	$ -	$ -	$ -	$ -	$ -	$ -	$ -	$ -	$ -
2737	625001481	376.4	$ -	$ -	$ -	$ -	$ -	$ -	$ -	$ -	$ -	$ -	$ -	$ -	$ -
2738	625001481	380.0	$ -	$ -	$ -	$ -	$ -	$ -	$ -	$ -	$ -	$ -	$ -	$ -	$ -
2739	622001482	376.1	$ -	$ -	$ -	$ -	$ -	$ -	$ -	$ -	$ -	$ -	$ -	$ -	$ -
2740	622001482	376.2	$ -	$ -	$ -	$ -	$ -	$ -	$ -	$ -	$ -	$ -	$ -	$ -	$ -
2741	622001482	376.4	$ -	$ -	$ -	$ -	$ -	$ -	$ -	$ -	$ -	$ -	$ -	$ -	$ -
2742	626001483	376.1	$ -	$ -	$ -	$ -	$ -	$ -	$ -	$ -	$ -	$ -	$ -	$ -	$ -
2743	626001483	376.2	$ -	$ -	$ -	$ -	$ -	$ -	$ -	$ -	$ -	$ -	$ -	$ -	$ -
2744	626001483	376.4	$ -	$ -	$ -	$ -	$ -	$ -	$ -	$ -	$ -	$ -	$ -	$ -	$ -
2745	626001483	380.0	$ -	$ -	$ -	$ -	$ -	$ -	$ -	$ -	$ -	$ -	$ -	$ -	$ -
2746	625001484	376.1	$ -	$ -	$ -	$ -	$ -	$ -	$ 97	$ 194	$ 290	$ 387	$ 484	$ 581	$ 677
2747	625001484	376.2	$ -	$ -	$ -	$ -	$ -	$ -	$ 652	$ 1,303	$ 1,955	$ 2,606	$ 3,258	$ 3,909	$ 4,561
2748	625001484	376.4	$ -	$ -	$ -	$ -	$ -	$ -	$ 83	$ 165	$ 248	$ 331	$ 413	$ 496	$ 578
2749	625001484	380.0	$ -	$ -	$ -	$ -	$ -	$ -	$ 133	$ 266	$ 399	$ 532	$ 664	$ 797	$ 930
2750	626001485	376.1	$ -	$ -	$ -	$ 536	$ 1,072	$ 1,608	$ 2,144	$ 2,680	$ 3,216	$ 3,752	$ 4,288	$ 4,824	$ 5,360
2751	626001485	376.2	$ -	$ -	$ -	$ 3,609	$ 7,217	$ 10,826	$ 14,434	$ 18,043	$ 21,651	$ 25,260	$ 28,868	$ 32,477	$ 36,085
2752	626001485	376.4	$ -	$ -	$ -	$ 458	$ 915	$ 1,373	$ 1,831	$ 2,288	$ 2,746	$ 3,204	$ 3,661	$ 4,119	$ 4,577
2753	626001485	380.0	$ -	$ -	$ -	$ 736	$ 1,472	$ 2,208	$ 2,944	$ 3,680	$ 4,416	$ 5,152	$ 5,888	$ 6,624	$ 7,360
2754	605001486	376.1	$ 345	$ 388	$ 431	$ 474	$ 517	$ 560	$ 603	$ 646	$ 689	$ 732	$ 775	$ 818	$ 861
2755	605001486	376.2	$ 2,319	$ 2,609	$ 2,899	$ 3,189	$ 3,479	$ 3,769	$ 4,059	$ 4,349	$ 4,639	$ 4,929	$ 5,218	$ 5,508	$ 5,798
2756	605001486	376.4	$ 294	$ 331	$ 368	$ 404	$ 441	$ 478	$ 515	$ 552	$ 588	$ 625	$ 662	$ 699	$ 735
2757	605001486	380.0	$ 473	$ 532	$ 591	$ 650	$ 710	$ 769	$ 828	$ 887	$ 946	$ 1,005	$ 1,064	$ 1,124	$ 1,183
2758	T624001487	367.1	$ -	$ -	$ -	$ -	$ -	$ -	$ -	$ -	$ -	$ 9,394	$ 18,788	$ 28,182	$ 37,576
2759	T624001487	368.0	$ -	$ -	$ -	$ -	$ -	$ -	$ -	$ -	$ -	$ 1,803	$ 3,606	$ 5,408	$ 7,211
2760	T624001487	369.0	$ -	$ -	$ -	$ -	$ -	$ -	$ -	$ -	$ -	$ 3,726	$ 7,452	$ 11,177	$ 14,903
2761	610001488	376.2	$ -	$ -	$ -	$ -	$ -	$ -	$ -	$ -	$ -	$ -	$ -	$ -	$ -
2762	629001489	376.1	$ -	$ -	$ -	$ -	$ -	$ -	$ -	$ -	$ -	$ -	$ -	$ -	$ -
2763	629001489	376.2	$ -	$ -	$ -	$ -	$ -	$ -	$ -	$ -	$ -	$ -	$ -	$ -	$ -

Sponsored by NMGC Witness Erik C. Buchanan

WP Plant 6 Accum Res Balances

NEW MEXICO GAS COMPANY, INC.

Accumulated Reserve Account
Base Period - 12 Months Ending March 31, 2023
Future Test Year - 12 Months Ending September 30, 2025

	A	B	AC	AD	AE	AF	AG
1							
2			Balance	Balance	Balance	Balance	Balance
3	Investment Number / Beginning Balance	FERC Account	**5/31/2025**	**6/30/2025**	**7/31/2025**	**8/31/2025**	**9/30/2025**
2718	601001474	392.1	$ -	$ -	$ -	$ -	$ -
2719	601001474	392.2	$ -	$ -	$ -	$ -	$ -
2720	601001474	392.3	$ -	$ -	$ -	$ -	$ -
2721	601001475	392.0	$ -	$ -	$ -	$ -	$ -
2722	601001475	392.1	$ -	$ -	$ -	$ -	$ -
2723	601001475	392.2	$ -	$ -	$ -	$ -	$ -
2724	601001475	392.3	$ -	$ -	$ -	$ -	$ -
2725	601001476	393.0	$ -	$ -	$ -	$ -	$ -
2726	601001476	396.0	$ -	$ -	$ -	$ -	$ -
2727	T660001477	367.1	$ -	$ -	$ -	$ -	$ -
2728	T660001477	368.0	$ -	$ -	$ -	$ -	$ -
2729	T660001477	369.0	$ -	$ -	$ -	$ -	$ -
2730	601001478	393.0	$ -	$ -	$ -	$ -	$ -
2731	601001478	396.0	$ -	$ -	$ -	$ -	$ -
2732	T660001479	367.1	$ -	$ -	$ -	$ -	$ -
2733	T660001479	368.0	$ -	$ -	$ -	$ -	$ -
2734	T660001479	369.0	$ -	$ -	$ -	$ -	$ -
2735	625001481	376.1	$ -	$ -	$ -	$ -	$ -
2736	625001481	376.2	$ -	$ -	$ -	$ -	$ -
2737	625001481	376.4	$ -	$ -	$ -	$ -	$ -
2738	625001481	380.0	$ -	$ -	$ -	$ -	$ -
2739	622001482	376.1	$ -	$ -	$ -	$ -	$ -
2740	622001482	376.2	$ -	$ -	$ -	$ -	$ -
2741	622001482	376.4	$ -	$ -	$ -	$ -	$ -
2742	626001483	376.1	$ -	$ -	$ -	$ -	$ -
2743	626001483	376.2	$ -	$ -	$ -	$ -	$ -
2744	626001483	376.4	$ -	$ -	$ -	$ -	$ -
2745	626001483	380.0	$ -	$ -	$ -	$ -	$ -
2746	625001484	376.1	$ 774	$ 871	$ 968	$ 1,065	$ 1,161
2747	625001484	376.2	$ 5,212	$ 5,864	$ 6,515	$ 7,167	$ 7,818
2748	625001484	376.4	$ 661	$ 744	$ 826	$ 909	$ 992
2749	625001484	380.0	$ 1,063	$ 1,196	$ 1,329	$ 1,462	$ 1,595
2750	626001485	376.1	$ 5,896	$ 6,432	$ 6,968	$ 7,504	$ 8,040
2751	626001485	376.2	$ 39,694	$ 43,302	$ 46,911	$ 50,519	$ 54,128
2752	626001485	376.4	$ 5,034	$ 5,492	$ 5,950	$ 6,407	$ 6,865
2753	626001485	380.0	$ 8,096	$ 8,832	$ 9,568	$ 10,304	$ 11,040
2754	605001486	376.1	$ 904	$ 947	$ 990	$ 1,034	$ 1,077
2755	605001486	376.2	$ 6,088	$ 6,378	$ 6,668	$ 6,958	$ 7,248
2756	605001486	376.4	$ 772	$ 809	$ 846	$ 882	$ 919
2757	605001486	380.0	$ 1,242	$ 1,301	$ 1,360	$ 1,419	$ 1,478
2758	T624001487	367.1	$ 46,970	$ 56,364	$ 65,757	$ 75,151	$ 84,545
2759	T624001487	368.0	$ 9,014	$ 10,817	$ 12,619	$ 14,422	$ 16,225
2760	T624001487	369.0	$ 18,629	$ 22,355	$ 26,081	$ 29,806	$ 33,532
2761	610001488	376.2	$ -	$ -	$ -	$ -	$ -
2762	629001489	376.1	$ -	$ -	$ -	$ -	$ -
2763	629001489	376.2	$ -	$ -	$ -	$ -	$ -

Sponsored by NMGC Witness Erik C. Buchanan

WP Plant 6 Accum Res Balances

NEW MEXICO GAS COMPANY, INC.

Accumulated Reserve Account
Base Period - 12 Months Ending March 31, 2023
Future Test Year - 12 Months Ending September 30, 2025

	A	B	C	D	E	F	G	H	I	J	K	L	M	N	O
1			Adjusted Base Period												
2			Balance	Balance	Balance	Balance	Balance	Balance	Balance	Balance	Balance	Balance	Balance	Balance	Balance
3	Investment Number / Beginning Balance	FERC Account	**3/31/2023**	**4/30/2023**	**5/31/2023**	**6/30/2023**	**7/31/2023**	**8/31/2023**	**9/30/2023**	**10/31/2023**	**11/30/2023**	**12/31/2023**	**1/31/2024**	**2/29/2024**	**3/31/2024**
2764	629001489	376.4	$ -	$ -	$ -	$ -	$ -	$ -	$ -	$ -	$ -	$ -	$ -	$ -	$ -
2765	629001489	380.0	$ -	$ -	$ -	$ -	$ -	$ -	$ -	$ -	$ -	$ -	$ -	$ -	$ -
2766	610001490	376.1	$ -	$ -	$ -	$ -	$ 102	$ 204	$ 301	$ 553	$ 804	$ 1,056	$ 1,328	$ 1,599	$ 1,871
2767	610001490	376.2	$ -	$ -	$ -	$ -	$ 625	$ 1,251	$ 1,900	$ 3,594	$ 5,289	$ 6,983	$ 8,812	$ 10,641	$ 12,470
2768	610001490	376.4	$ -	$ -	$ -	$ -	$ 84	$ 167	$ 250	$ 465	$ 679	$ 894	$ 1,126	$ 1,358	$ 1,590
2769	610001490	380.0	$ -	$ -	$ -	$ -	$ 302	$ 603	$ 736	$ 1,081	$ 1,427	$ 1,773	$ 2,146	$ 2,519	$ 2,892
2770	601001491	303.3	$ -	$ -	$ -	$ -	$ -	$ -	$ -	$ -	$ -	$ -	$ -	$ -	$ -
2771	629001492	376.1	$ -	$ -	$ -	$ -	$ -	$ -	$ -	$ 81	$ 163	$ 244	$ 325	$ 407	$ 488
2772	629001492	376.2	$ -	$ -	$ -	$ -	$ -	$ -	$ -	$ 548	$ 1,095	$ 1,643	$ 2,191	$ 2,739	$ 3,286
2773	629001492	376.4	$ -	$ -	$ -	$ -	$ -	$ -	$ -	$ 69	$ 139	$ 208	$ 278	$ 347	$ 417
2774	629001492	380.0	$ -	$ -	$ -	$ -	$ -	$ -	$ -	$ 112	$ 223	$ 335	$ 447	$ 559	$ 670
2775	T624001494	367.1	$ -	$ -	$ -	$ -	$ -	$ -	$ -	$ -	$ -	$ -	$ -	$ -	$ -
2776	T624001494	368.0	$ -	$ -	$ -	$ -	$ -	$ -	$ -	$ -	$ -	$ -	$ -	$ -	$ -
2777	T624001494	369.0	$ -	$ -	$ -	$ -	$ -	$ -	$ -	$ -	$ -	$ -	$ -	$ -	$ -
2778	601001495	303.3	$ -	$ -	$ -	$ -	$ -	$ -	$ -	$ -	$ -	$ -	$ -	$ -	$ -
2779	601001496	303.3	$ -	$ -	$ -	$ -	$ -	$ -	$ -	$ -	$ -	$ -	$ -	$ -	$ -
2780	629001497	376.1	$ -	$ -	$ -	$ -	$ -	$ -	$ 46	$ 92	$ 138	$ 184	$ 230	$ 276	$ 322
2781	629001497	376.2	$ -	$ -	$ -	$ -	$ -	$ -	$ 309	$ 619	$ 928	$ 1,237	$ 1,546	$ 1,856	$ 2,165
2782	629001497	376.4	$ -	$ -	$ -	$ -	$ -	$ -	$ 39	$ 78	$ 118	$ 157	$ 196	$ 235	$ 275
2783	629001497	380.0	$ -	$ -	$ -	$ -	$ -	$ -	$ 63	$ 126	$ 189	$ 252	$ 315	$ 378	$ 442
2784	T624001498	367.1	$ -	$ -	$ -	$ -	$ -	$ -	$ -	$ -	$ -	$ -	$ -	$ -	$ -
2785	T624001498	368.0	$ -	$ -	$ -	$ -	$ -	$ -	$ -	$ -	$ -	$ -	$ -	$ -	$ -
2786	T624001498	369.0	$ -	$ -	$ -	$ -	$ -	$ -	$ -	$ -	$ -	$ -	$ -	$ -	$ -
2787	T624001499	367.1	$ -	$ -	$ -	$ -	$ -	$ -	$ -	$ -	$ -	$ -	$ -	$ -	$ -
2788	T624001499	368.0	$ -	$ -	$ -	$ -	$ -	$ -	$ -	$ -	$ -	$ -	$ -	$ -	$ -
2789	T624001499	369.0	$ -	$ -	$ -	$ -	$ -	$ -	$ -	$ -	$ -	$ -	$ -	$ -	$ -
2790	620001500	376.1	$ -	$ -	$ -	$ -	$ 32	$ 64	$ 94	$ 124	$ 154	$ 184	$ 214	$ 244	$ 274
2791	620001500	376.2	$ -	$ -	$ -	$ -	$ 195	$ 390	$ 592	$ 794	$ 997	$ 1,199	$ 1,401	$ 1,604	$ 1,806
2792	620001500	376.4	$ -	$ -	$ -	$ -	$ 26	$ 52	$ 78	$ 103	$ 129	$ 155	$ 180	$ 206	$ 232
2793	620001500	380.0	$ -	$ -	$ -	$ -	$ 94	$ 188	$ 229	$ 271	$ 312	$ 353	$ 394	$ 436	$ 477
2794	T624001501	367.1	$ -	$ -	$ -	$ -	$ -	$ -	$ -	$ -	$ -	$ -	$ -	$ -	$ -
2795	T624001501	368.0	$ -	$ -	$ -	$ -	$ -	$ -	$ -	$ -	$ -	$ -	$ -	$ -	$ -
2796	T624001501	369.0	$ -	$ -	$ -	$ -	$ -	$ -	$ -	$ -	$ -	$ -	$ -	$ -	$ -
2797	T624001502	367.1	$ -	$ -	$ -	$ -	$ -	$ -	$ -	$ -	$ -	$ -	$ -	$ -	$ -
2798	610001503	378.0	$ -	$ -	$ -	$ -	$ -	$ -	$ -	$ -	$ -	$ -	$ -	$ -	$ -
2799	610001503	385.0	$ -	$ -	$ -	$ -	$ -	$ -	$ -	$ -	$ -	$ -	$ -	$ -	$ -
2800	T624001504	367.1	$ -	$ -	$ -	$ -	$ 14,791	$ 29,582	$ 42,679	$ 55,776	$ 68,873	$ 81,970	$ 95,067	$ 108,164	$ 121,261
2801	T624001504	368.0	$ -	$ -	$ -	$ -	$ 2,260	$ 4,520	$ 7,033	$ 9,547	$ 12,060	$ 14,574	$ 17,087	$ 19,600	$ 22,114
2802	T624001504	369.0	$ -	$ -	$ -	$ -	$ 4,678	$ 9,356	$ 14,550	$ 19,745	$ 24,939	$ 30,134	$ 35,328	$ 40,523	$ 45,717
2803	601001505	391.2	$ -	$ -	$ -	$ -	$ -	$ -	$ -	$ -	$ -	$ -	$ -	$ -	$ -
2804	601001505	397.0	$ -	$ -	$ -	$ -	$ -	$ -	$ -	$ -	$ -	$ -	$ -	$ -	$ -
2805	601001505	398.0	$ -	$ -	$ -	$ -	$ -	$ -	$ -	$ -	$ -	$ -	$ -	$ -	$ -
2806	601001506	391.2	$ -	$ -	$ -	$ -	$ -	$ -	$ -	$ -	$ -	$ -	$ -	$ -	$ -
2807	601001506	397.0	$ -	$ -	$ -	$ -	$ -	$ -	$ -	$ -	$ -	$ -	$ -	$ -	$ -
2808	601001506	398.0	$ -	$ -	$ -	$ -	$ -	$ -	$ -	$ -	$ -	$ -	$ -	$ -	$ -
2809	620001507	376.1	$ -	$ -	$ -	$ -	$ -	$ -	$ -	$ -	$ -	$ -	$ -	$ -	$ -

Sponsored by NMGC Witness Erik C. Buchanan

WP Plant 6 Accum Res Balances

NEW MEXICO GAS COMPANY, INC.

Accumulated Reserve Account
Base Period - 12 Months Ending March 31, 2023
Future Test Year - 12 Months Ending September 30, 2025

	A	B	P	Q	R	S	T	U	V	W	X	Y	Z	AA	AB
1															
2			Balance	Balance	Balance	Balance	Balance	Balance	Balance	Balance	Balance	Balance	Balance	Balance	Balance
3	Investment Number / Beginning Balance	FERC Account	4/30/2024	5/31/2024	6/30/2024	7/31/2024	8/31/2024	9/30/2024	10/31/2024	11/30/2024	12/31/2024	1/31/2025	2/28/2025	3/31/2025	4/30/2025
2764	629001489	376.4	$ -	$ -	$ -	$ -	$ -	$ -	$ -	$ -	$ -	$ -	$ -	$ -	$ -
2765	629001489	380.0	$ -	$ -	$ -	$ -	$ -	$ -	$ -	$ -	$ -	$ -	$ -	$ -	$ -
2766	610001490	376.1	$ 2,143	$ 2,414	$ 2,686	$ 2,958	$ 3,230	$ 3,501	$ 3,773	$ 4,045	$ 4,316	$ 4,588	$ 4,860	$ 5,131	$ 5,403
2767	610001490	376.2	$ 14,300	$ 16,129	$ 17,958	$ 19,787	$ 21,616	$ 23,445	$ 25,274	$ 27,103	$ 28,932	$ 30,762	$ 32,591	$ 34,420	$ 36,249
2768	610001490	376.4	$ 1,822	$ 2,054	$ 2,286	$ 2,518	$ 2,750	$ 2,982	$ 3,214	$ 3,446	$ 3,678	$ 3,910	$ 4,142	$ 4,374	$ 4,606
2769	610001490	380.0	$ 3,265	$ 3,638	$ 4,011	$ 4,384	$ 4,757	$ 5,130	$ 5,503	$ 5,876	$ 6,250	$ 6,623	$ 6,996	$ 7,369	$ 7,742
2770	601001491	303.3	$ -	$ -	$ -	$ -	$ -	$ -	$ -	$ -	$ -	$ -	$ -	$ -	$ -
2771	629001492	376.1	$ 569	$ 651	$ 732	$ 814	$ 895	$ 976	$ 1,058	$ 1,139	$ 1,220	$ 1,302	$ 1,383	$ 1,464	$ 1,546
2772	629001492	376.2	$ 3,834	$ 4,382	$ 4,929	$ 5,477	$ 6,025	$ 6,572	$ 7,120	$ 7,668	$ 8,216	$ 8,763	$ 9,311	$ 9,859	$ 10,406
2773	629001492	376.4	$ 486	$ 556	$ 625	$ 695	$ 764	$ 834	$ 903	$ 973	$ 1,042	$ 1,111	$ 1,181	$ 1,250	$ 1,320
2774	629001492	380.0	$ 782	$ 894	$ 1,005	$ 1,117	$ 1,229	$ 1,341	$ 1,452	$ 1,564	$ 1,676	$ 1,787	$ 1,899	$ 2,011	$ 2,123
2775	T624001494	367.1	$ -	$ -	$ -	$ -	$ -	$ -	$ -	$ -	$ -	$ -	$ 4,951	$ 9,902	$ 14,853
2776	T624001494	368.0	$ -	$ -	$ -	$ -	$ -	$ -	$ -	$ -	$ -	$ -	$ 950	$ 1,900	$ 2,850
2777	T624001494	369.0	$ -	$ -	$ -	$ -	$ -	$ -	$ -	$ -	$ -	$ -	$ 1,964	$ 3,927	$ 5,891
2778	601001495	303.3	$ -	$ -	$ -	$ -	$ -	$ -	$ -	$ -	$ -	$ -	$ -	$ -	$ -
2779	601001496	303.3	$ -	$ -	$ -	$ -	$ -	$ -	$ -	$ -	$ -	$ -	$ -	$ -	$ -
2780	629001497	376.1	$ 368	$ 413	$ 459	$ 505	$ 551	$ 597	$ 643	$ 689	$ 735	$ 781	$ 827	$ 873	$ 919
2781	629001497	376.2	$ 2,474	$ 2,783	$ 3,093	$ 3,402	$ 3,711	$ 4,020	$ 4,330	$ 4,639	$ 4,948	$ 5,257	$ 5,567	$ 5,876	$ 6,185
2782	629001497	376.4	$ 314	$ 353	$ 392	$ 431	$ 471	$ 510	$ 549	$ 588	$ 628	$ 667	$ 706	$ 745	$ 784
2783	629001497	380.0	$ 505	$ 568	$ 631	$ 694	$ 757	$ 820	$ 883	$ 946	$ 1,009	$ 1,072	$ 1,135	$ 1,199	$ 1,262
2784	T624001498	367.1	$ -	$ -	$ -	$ -	$ -	$ -	$ -	$ -	$ -	$ -	$ -	$ -	$ -
2785	T624001498	368.0	$ -	$ -	$ -	$ -	$ -	$ -	$ -	$ -	$ -	$ -	$ -	$ -	$ -
2786	T624001498	369.0	$ -	$ -	$ -	$ -	$ -	$ -	$ -	$ -	$ -	$ -	$ -	$ -	$ -
2787	T624001499	367.1	$ -	$ -	$ -	$ -	$ -	$ -	$ -	$ -	$ -	$ -	$ -	$ -	$ -
2788	T624001499	368.0	$ -	$ -	$ -	$ -	$ -	$ -	$ -	$ -	$ -	$ -	$ -	$ -	$ -
2789	T624001499	369.0	$ -	$ -	$ -	$ -	$ -	$ -	$ -	$ -	$ -	$ -	$ -	$ -	$ -
2790	620001500	376.1	$ 304	$ 334	$ 364	$ 394	$ 424	$ 454	$ 485	$ 515	$ 545	$ 575	$ 605	$ 635	$ 665
2791	620001500	376.2	$ 2,009	$ 2,211	$ 2,413	$ 2,616	$ 2,818	$ 3,020	$ 3,223	$ 3,425	$ 3,627	$ 3,830	$ 4,032	$ 4,234	$ 4,437
2792	620001500	376.4	$ 257	$ 283	$ 309	$ 334	$ 360	$ 386	$ 411	$ 437	$ 463	$ 488	$ 514	$ 540	$ 565
2793	620001500	380.0	$ 518	$ 559	$ 601	$ 642	$ 683	$ 725	$ 766	$ 807	$ 848	$ 890	$ 931	$ 972	$ 1,013
2794	T624001501	367.1	$ -	$ -	$ -	$ -	$ -	$ -	$ -	$ -	$ -	$ -	$ -	$ -	$ -
2795	T624001501	368.0	$ -	$ -	$ -	$ -	$ -	$ -	$ -	$ -	$ -	$ -	$ -	$ -	$ -
2796	T624001501	369.0	$ -	$ -	$ -	$ -	$ -	$ -	$ -	$ -	$ -	$ -	$ -	$ -	$ -
2797	T624001502	367.1	$ -	$ -	$ -	$ -	$ -	$ -	$ -	$ -	$ -	$ -	$ -	$ -	$ -
2798	610001503	378.0	$ -	$ -	$ -	$ -	$ -	$ -	$ -	$ -	$ -	$ -	$ -	$ -	$ -
2799	610001503	385.0	$ -	$ -	$ -	$ -	$ -	$ -	$ -	$ -	$ -	$ -	$ -	$ -	$ -
2800	T624001504	367.1	$ 134,358	$ 147,455	$ 160,552	$ 173,649	$ 186,746	$ 199,843	$ 212,940	$ 226,037	$ 239,134	$ 252,231	$ 265,328	$ 278,425	$ 291,522
2801	T624001504	368.0	$ 24,627	$ 27,141	$ 29,654	$ 32,167	$ 34,681	$ 37,194	$ 39,708	$ 42,221	$ 44,734	$ 47,248	$ 49,761	$ 52,275	$ 54,788
2802	T624001504	369.0	$ 50,912	$ 56,106	$ 61,301	$ 66,495	$ 71,690	$ 76,884	$ 82,079	$ 87,273	$ 92,468	$ 97,662	$ 102,857	$ 108,051	$ 113,246
2803	601001505	391.2	$ -	$ -	$ -	$ -	$ -	$ -	$ -	$ -	$ -	$ -	$ -	$ -	$ -
2804	601001505	397.0	$ -	$ -	$ -	$ -	$ -	$ -	$ -	$ -	$ -	$ -	$ -	$ -	$ -
2805	601001505	398.0	$ -	$ -	$ -	$ -	$ -	$ -	$ -	$ -	$ -	$ -	$ -	$ -	$ -
2806	601001506	391.2	$ -	$ -	$ -	$ -	$ -	$ -	$ -	$ -	$ -	$ -	$ -	$ -	$ -
2807	601001506	397.0	$ -	$ -	$ -	$ -	$ -	$ -	$ -	$ -	$ -	$ -	$ -	$ -	$ -
2808	601001506	398.0	$ -	$ -	$ -	$ -	$ -	$ -	$ -	$ -	$ -	$ -	$ -	$ -	$ -
2809	620001507	376.1	$ -	$ -	$ -	$ -	$ -	$ -	$ -	$ -	$ -	$ -	$ -	$ -	$ -

NEW MEXICO GAS COMPANY, INC.

Accumulated Reserve Account
Base Period - 12 Months Ending March 31, 2023
Future Test Year - 12 Months Ending September 30, 2025

	A	B	AC	AD	AE	AF	AG
1							
2			Balance	Balance	Balance	Balance	Balance
3	Investment Number / Beginning Balance	FERC Account	**5/31/2025**	**6/30/2025**	**7/31/2025**	**8/31/2025**	**9/30/2025**
2764	629001489	376.4	$ -	$ -	$ -	$ -	$ -
2765	629001489	380.0	$ -	$ -	$ -	$ -	$ -
2766	610001490	376.1	$ 5,675	$ 5,947	$ 6,218	$ 6,490	$ 6,762
2767	610001490	376.2	$ 38,078	$ 39,907	$ 41,736	$ 43,565	$ 45,394
2768	610001490	376.4	$ 4,838	$ 5,070	$ 5,302	$ 5,534	$ 5,766
2769	610001490	380.0	$ 8,115	$ 8,488	$ 8,861	$ 9,234	$ 9,607
2770	601001491	303.3	$ -	$ -	$ -	$ -	$ -
2771	629001492	376.1	$ 1,627	$ 1,708	$ 1,790	$ 1,871	$ 1,953
2772	629001492	376.2	$ 10,954	$ 11,502	$ 12,049	$ 12,597	$ 13,145
2773	629001492	376.4	$ 1,389	$ 1,459	$ 1,528	$ 1,598	$ 1,667
2774	629001492	380.0	$ 2,234	$ 2,346	$ 2,458	$ 2,569	$ 2,681
2775	T624001494	367.1	$ 19,804	$ 24,756	$ 29,707	$ 34,658	$ 39,609
2776	T624001494	368.0	$ 3,801	$ 4,751	$ 5,701	$ 6,651	$ 7,601
2777	T624001494	369.0	$ 7,855	$ 9,819	$ 11,782	$ 13,746	$ 15,710
2778	601001495	303.3	$ -	$ -	$ -	$ -	$ -
2779	601001496	303.3	$ -	$ -	$ -	$ -	$ -
2780	629001497	376.1	$ 965	$ 1,011	$ 1,057	$ 1,103	$ 1,148
2781	629001497	376.2	$ 6,494	$ 6,804	$ 7,113	$ 7,422	$ 7,731
2782	629001497	376.4	$ 824	$ 863	$ 902	$ 941	$ 981
2783	629001497	380.0	$ 1,325	$ 1,388	$ 1,451	$ 1,514	$ 1,577
2784	T624001498	367.1	$ -	$ -	$ -	$ -	$ -
2785	T624001498	368.0	$ -	$ -	$ -	$ -	$ -
2786	T624001498	369.0	$ -	$ -	$ -	$ -	$ -
2787	T624001499	367.1	$ -	$ -	$ -	$ -	$ -
2788	T624001499	368.0	$ -	$ -	$ -	$ -	$ -
2789	T624001499	369.0	$ -	$ -	$ -	$ -	$ -
2790	620001500	376.1	$ 695	$ 725	$ 755	$ 785	$ 815
2791	620001500	376.2	$ 4,639	$ 4,841	$ 5,044	$ 5,246	$ 5,448
2792	620001500	376.4	$ 591	$ 617	$ 642	$ 668	$ 694
2793	620001500	380.0	$ 1,055	$ 1,096	$ 1,137	$ 1,179	$ 1,220
2794	T624001501	367.1	$ -	$ -	$ -	$ -	$ -
2795	T624001501	368.0	$ -	$ -	$ -	$ -	$ -
2796	T624001501	369.0	$ -	$ -	$ -	$ -	$ -
2797	T624001502	367.1	$ -	$ -	$ -	$ -	$ -
2798	610001503	378.0	$ -	$ -	$ -	$ -	$ -
2799	610001503	385.0	$ -	$ -	$ -	$ -	$ -
2800	T624001504	367.1	$ 304,619	$ 317,716	$ 330,813	$ 343,910	$ 357,007
2801	T624001504	368.0	$ 57,301	$ 59,815	$ 62,328	$ 64,842	$ 67,355
2802	T624001504	369.0	$ 118,440	$ 123,635	$ 128,829	$ 134,024	$ 139,218
2803	601001505	391.2	$ -	$ -	$ -	$ -	$ -
2804	601001505	397.0	$ -	$ -	$ -	$ -	$ -
2805	601001505	398.0	$ -	$ -	$ -	$ -	$ -
2806	601001506	391.2	$ -	$ -	$ -	$ -	$ -
2807	601001506	397.0	$ -	$ -	$ -	$ -	$ -
2808	601001506	398.0	$ -	$ -	$ -	$ -	$ -
2809	620001507	376.1	$ -	$ -	$ -	$ -	$ -

Sponsored by NMGC Witness Erik C. Buchanan

WP Plant 6 Accum Res Balances

NEW MEXICO GAS COMPANY, INC.

Accumulated Reserve Account
Base Period - 12 Months Ending March 31, 2023
Future Test Year - 12 Months Ending September 30, 2025

	A	B	C	D	E	F	G	H	I	J	K	L	M	N	O
1			Adjusted Base Period												
2			Balance	Balance	Balance	Balance	Balance	Balance	Balance	Balance	Balance	Balance	Balance	Balance	Balance
3	Investment Number / Beginning Balance	FERC Account	**3/31/2023**	**4/30/2023**	**5/31/2023**	**6/30/2023**	**7/31/2023**	**8/31/2023**	**9/30/2023**	**10/31/2023**	**11/30/2023**	**12/31/2023**	**1/31/2024**	**2/29/2024**	**3/31/2024**
2810	620001507	376.2	$ -	$ -	$ -	$ -	$ -	$ -	$ -	$ -	$ -	$ -	$ -	$ -	$ -
2811	620001507	376.4	$ -	$ -	$ -	$ -	$ -	$ -	$ -	$ -	$ -	$ -	$ -	$ -	$ -
2812	620001507	380.0	$ -	$ -	$ -	$ -	$ -	$ -	$ -	$ -	$ -	$ -	$ -	$ -	$ -
2813	601001508	303.3	$ -	$ -	$ -	$ -	$ -	$ -	$ -	$ -	$ -	$ -	$ -	$ -	$ -
2814	601001509	303.3	$ -	$ -	$ -	$ -	$ -	$ -	$ -	$ -	$ -	$ -	$ -	$ -	$ -
2815	601001510	391.2	$ -	$ -	$ -	$ -	$ -	$ -	$ -	$ -	$ -	$ -	$ -	$ -	$ -
2816	601001510	397.0	$ -	$ -	$ -	$ -	$ -	$ -	$ -	$ -	$ -	$ -	$ -	$ -	$ -
2817	601001510	398.0	$ -	$ -	$ -	$ -	$ -	$ -	$ -	$ -	$ -	$ -	$ -	$ -	$ -
2818	601001512	391.2	$ -	$ -	$ 173	$ 347	$ 520	$ 693	$ 868	$ 1,043	$ 1,218	$ 1,393	$ 1,568	$ 1,743	$ 1,919
2819	601001512	397.0	$ -	$ -	$ 4	$ 8	$ 12	$ 16	$ 24	$ 32	$ 40	$ 49	$ 57	$ 65	$ 73
2820	601001512	398.0	$ -	$ -	$ 15	$ 29	$ 44	$ 59	$ 76	$ 93	$ 110	$ 126	$ 143	$ 160	$ 177
2821	T626001513	367.1	$ -	$ -	$ -	$ -	$ -	$ -	$ -	$ -	$ -	$ -	$ -	$ -	$ -
2822	601001514	391.2	$ -	$ -	$ -	$ -	$ -	$ -	$ -	$ -	$ -	$ -	$ -	$ -	$ -
2823	601001514	397.0	$ -	$ -	$ -	$ -	$ -	$ -	$ -	$ -	$ -	$ -	$ -	$ -	$ -
2824	601001514	398.0	$ -	$ -	$ -	$ -	$ -	$ -	$ -	$ -	$ -	$ -	$ -	$ -	$ -
2825	629001515	376.1	$ -	$ -	$ -	$ -	$ -	$ -	$ -	$ -	$ -	$ -	$ -	$ -	$ -
2826	629001515	376.2	$ -	$ -	$ -	$ -	$ -	$ -	$ -	$ -	$ -	$ -	$ -	$ -	$ -
2827	629001515	376.4	$ -	$ -	$ -	$ -	$ -	$ -	$ -	$ -	$ -	$ -	$ -	$ -	$ -
2828	629001515	380.0	$ -	$ -	$ -	$ -	$ -	$ -	$ -	$ -	$ -	$ -	$ -	$ -	$ -
2829	601001516	303.3	$ -	$ -	$ -	$ -	$ -	$ -	$ -	$ -	$ -	$ -	$ -	$ -	$ -
2830	601001517	303.3	$ -	$ -	$ -	$ -	$ -	$ -	$ -	$ -	$ -	$ -	$ -	$ -	$ -
2831	601001518	391.2	$ -	$ -	$ -	$ -	$ -	$ -	$ -	$ -	$ -	$ -	$ -	$ -	$ -
2832	601001518	397.0	$ -	$ -	$ -	$ -	$ -	$ -	$ -	$ -	$ -	$ -	$ -	$ -	$ -
2833	601001518	398.0	$ -	$ -	$ -	$ -	$ -	$ -	$ -	$ -	$ -	$ -	$ -	$ -	$ -
2834	601001519	303.3	$ -	$ -	$ -	$ -	$ -	$ -	$ -	$ -	$ -	$ -	$ -	$ -	$ -
2835	601001520	303.3	$ -	$ -	$ -	$ -	$ -	$ -	$ -	$ -	$ -	$ -	$ -	$ -	$ -
2836	601001521	391.2	$ -	$ -	$ -	$ -	$ -	$ -	$ -	$ -	$ -	$ -	$ -	$ -	$ -
2837	601001521	397.0	$ -	$ -	$ -	$ -	$ -	$ -	$ -	$ -	$ -	$ -	$ -	$ -	$ -
2838	601001521	398.0	$ -	$ -	$ -	$ -	$ -	$ -	$ -	$ -	$ -	$ -	$ -	$ -	$ -
2839	601001522	303.3	$ -	$ -	$ -	$ -	$ -	$ -	$ -	$ -	$ -	$ -	$ -	$ -	$ -
2840	601001523	303.3	$ -	$ -	$ -	$ -	$ -	$ -	$ -	$ -	$ -	$ -	$ -	$ -	$ -
2841	601001524	390.0	$ -	$ -	$ -	$ -	$ -	$ -	$ -	$ -	$ -	$ -	$ -	$ -	$ -
2842	627001525	376.1	$ -	$ -	$ -	$ -	$ -	$ -	$ -	$ -	$ -	$ -	$ -	$ -	$ -
2843	627001525	376.2	$ -	$ -	$ -	$ -	$ -	$ -	$ -	$ -	$ -	$ -	$ -	$ -	$ -
2844	627001525	376.4	$ -	$ -	$ -	$ -	$ -	$ -	$ -	$ -	$ -	$ -	$ -	$ -	$ -
2845	627001525	380.0	$ -	$ -	$ -	$ -	$ -	$ -	$ -	$ -	$ -	$ -	$ -	$ -	$ -
2846	610001527	394.0	$ -	$ -	$ -	$ -	$ -	$ -	$ -	$ -	$ -	$ -	$ -	$ -	$ -
2847	627001531	376.1	$ -	$ -	$ -	$ -	$ -	$ -	$ -	$ -	$ -	$ -	$ 147	$ 294	$ 442
2848	627001531	376.2	$ -	$ -	$ -	$ -	$ -	$ -	$ -	$ -	$ -	$ -	$ 991	$ 1,982	$ 2,973
2849	627001531	376.4	$ -	$ -	$ -	$ -	$ -	$ -	$ -	$ -	$ -	$ -	$ 126	$ 251	$ 377
2850	627001531	380.0	$ -	$ -	$ -	$ -	$ -	$ -	$ -	$ -	$ -	$ -	$ 202	$ 404	$ 606
2851	610001532	394.0	$ -	$ -	$ -	$ -	$ -	$ -	$ -	$ -	$ -	$ -	$ -	$ -	$ -
2852	T626001533	367.1	$ -	$ -	$ -	$ -	$ -	$ -	$ -	$ -	$ -	$ -	$ -	$ 8,276	$ 16,551
2853	T626001533	368.0	$ -	$ -	$ -	$ -	$ -	$ -	$ -	$ -	$ -	$ -	$ -	$ 1,588	$ 3,176
2854	T626001533	369.0	$ -	$ -	$ -	$ -	$ -	$ -	$ -	$ -	$ -	$ -	$ -	$ 3,282	$ 6,565
2855	601001534	390.0	$ -	$ -	$ -	$ -	$ -	$ -	$ -	$ -	$ -	$ -	$ -	$ -	$ -

Sponsored by NMGC Witness Erik C. Buchanan

WP Plant 6 Accum Res Balances

NEW MEXICO GAS COMPANY, INC.

Accumulated Reserve Account
Base Period - 12 Months Ending March 31, 2023
Future Test Year - 12 Months Ending September 30, 2025

	A	B	P	Q	R	S	T	U	V	W	X	Y	Z	AA	AB
1															
2			Balance	Balance	Balance	Balance	Balance	Balance	Balance	Balance	Balance	Balance	Balance	Balance	Balance
3	Investment Number / Beginning Balance	FERC Account	4/30/2024	5/31/2024	6/30/2024	7/31/2024	8/31/2024	9/30/2024	10/31/2024	11/30/2024	12/31/2024	1/31/2025	2/28/2025	3/31/2025	4/30/2025
2810	620001507	376.2	$ -	$ -	$ -	$ -	$ -	$ -	$ -	$ -	$ -	$ -	$ -	$ -	$ -
2811	620001507	376.4	$ -	$ -	$ -	$ -	$ -	$ -	$ -	$ -	$ -	$ -	$ -	$ -	$ -
2812	620001507	380.0	$ -	$ -	$ -	$ -	$ -	$ -	$ -	$ -	$ -	$ -	$ -	$ -	$ -
2813	601001508	303.3	$ -	$ -	$ -	$ -	$ -	$ -	$ -	$ -	$ -	$ -	$ -	$ -	$ -
2814	601001509	303.3	$ -	$ -	$ -	$ -	$ -	$ -	$ -	$ -	$ -	$ -	$ -	$ -	$ -
2815	601001510	391.2	$ -	$ -	$ -	$ -	$ -	$ -	$ -	$ -	$ -	$ -	$ -	$ -	$ -
2816	601001510	397.0	$ -	$ -	$ -	$ -	$ -	$ -	$ -	$ -	$ -	$ -	$ -	$ -	$ -
2817	601001510	398.0	$ -	$ -	$ -	$ -	$ -	$ -	$ -	$ -	$ -	$ -	$ -	$ -	$ -
2818	601001512	391.2	$ 2,094	$ 2,269	$ 2,444	$ 2,619	$ 2,794	$ 2,969	$ 3,144	$ 3,319	$ 3,494	$ 3,669	$ 3,844	$ 4,019	$ 4,194
2819	601001512	397.0	$ 82	$ 90	$ 98	$ 107	$ 115	$ 123	$ 131	$ 140	$ 148	$ 156	$ 164	$ 173	$ 181
2820	601001512	398.0	$ 194	$ 211	$ 228	$ 244	$ 261	$ 278	$ 295	$ 312	$ 329	$ 346	$ 362	$ 379	$ 396
2821	T626001513	367.1	$ -	$ -	$ -	$ -	$ -	$ -	$ -	$ -	$ -	$ -	$ -	$ -	$ -
2822	601001514	391.2	$ -	$ -	$ -	$ -	$ -	$ -	$ -	$ -	$ -	$ -	$ -	$ -	$ -
2823	601001514	397.0	$ -	$ -	$ -	$ -	$ -	$ -	$ -	$ -	$ -	$ -	$ -	$ -	$ -
2824	601001514	398.0	$ -	$ -	$ -	$ -	$ -	$ -	$ -	$ -	$ -	$ -	$ -	$ -	$ -
2825	629001515	376.1	$ -	$ -	$ -	$ -	$ -	$ -	$ -	$ -	$ -	$ -	$ -	$ -	$ -
2826	629001515	376.2	$ -	$ -	$ -	$ -	$ -	$ -	$ -	$ -	$ -	$ -	$ -	$ -	$ -
2827	629001515	376.4	$ -	$ -	$ -	$ -	$ -	$ -	$ -	$ -	$ -	$ -	$ -	$ -	$ -
2828	629001515	380.0	$ -	$ -	$ -	$ -	$ -	$ -	$ -	$ -	$ -	$ -	$ -	$ -	$ -
2829	601001516	303.3	$ -	$ -	$ -	$ -	$ -	$ -	$ -	$ -	$ -	$ -	$ -	$ -	$ -
2830	601001517	303.3	$ -	$ -	$ -	$ -	$ -	$ -	$ -	$ -	$ -	$ -	$ -	$ -	$ -
2831	601001518	391.2	$ -	$ -	$ -	$ -	$ -	$ -	$ -	$ -	$ -	$ -	$ -	$ -	$ -
2832	601001518	397.0	$ -	$ -	$ -	$ -	$ -	$ -	$ -	$ -	$ -	$ -	$ -	$ -	$ -
2833	601001518	398.0	$ -	$ -	$ -	$ -	$ -	$ -	$ -	$ -	$ -	$ -	$ -	$ -	$ -
2834	601001519	303.3	$ -	$ -	$ -	$ -	$ -	$ -	$ -	$ -	$ -	$ -	$ -	$ -	$ -
2835	601001520	303.3	$ -	$ -	$ -	$ -	$ -	$ -	$ -	$ -	$ -	$ -	$ -	$ -	$ -
2836	601001521	391.2	$ -	$ -	$ -	$ -	$ -	$ -	$ -	$ -	$ -	$ -	$ -	$ -	$ -
2837	601001521	397.0	$ -	$ -	$ -	$ -	$ -	$ -	$ -	$ -	$ -	$ -	$ -	$ -	$ -
2838	601001521	398.0	$ -	$ -	$ -	$ -	$ -	$ -	$ -	$ -	$ -	$ -	$ -	$ -	$ -
2839	601001522	303.3	$ -	$ -	$ -	$ -	$ -	$ -	$ -	$ -	$ -	$ -	$ 4,261	$ 8,522	$ 12,783
2840	601001523	303.3	$ -	$ -	$ -	$ -	$ -	$ -	$ -	$ -	$ -	$ -	$ -	$ -	$ -
2841	601001524	390.0	$ -	$ -	$ -	$ -	$ -	$ -	$ -	$ -	$ -	$ -	$ -	$ -	$ -
2842	627001525	376.1	$ -	$ -	$ -	$ -	$ -	$ -	$ -	$ -	$ -	$ -	$ -	$ -	$ -
2843	627001525	376.2	$ -	$ -	$ -	$ -	$ -	$ -	$ -	$ -	$ -	$ -	$ -	$ -	$ -
2844	627001525	376.4	$ -	$ -	$ -	$ -	$ -	$ -	$ -	$ -	$ -	$ -	$ -	$ -	$ -
2845	627001525	380.0	$ -	$ -	$ -	$ -	$ -	$ -	$ -	$ -	$ -	$ -	$ -	$ -	$ -
2846	610001527	394.0	$ -	$ -	$ -	$ -	$ -	$ -	$ -	$ -	$ -	$ -	$ -	$ -	$ -
2847	627001531	376.1	$ 589	$ 736	$ 883	$ 1,030	$ 1,178	$ 1,325	$ 1,472	$ 1,619	$ 1,766	$ 1,914	$ 2,061	$ 2,208	$ 2,355
2848	627001531	376.2	$ 3,964	$ 4,955	$ 5,946	$ 6,937	$ 7,928	$ 8,918	$ 9,909	$ 10,900	$ 11,891	$ 12,882	$ 13,873	$ 14,864	$ 15,855
2849	627001531	376.4	$ 503	$ 628	$ 754	$ 880	$ 1,005	$ 1,131	$ 1,257	$ 1,383	$ 1,508	$ 1,634	$ 1,760	$ 1,885	$ 2,011
2850	627001531	380.0	$ 808	$ 1,011	$ 1,213	$ 1,415	$ 1,617	$ 1,819	$ 2,021	$ 2,223	$ 2,425	$ 2,628	$ 2,830	$ 3,032	$ 3,234
2851	610001532	394.0	$ -	$ -	$ -	$ -	$ -	$ -	$ -	$ -	$ -	$ -	$ -	$ -	$ -
2852	T626001533	367.1	$ 24,827	$ 33,103	$ 41,378	$ 49,654	$ 57,929	$ 66,205	$ 74,481	$ 82,756	$ 91,032	$ 99,308	$ 107,583	$ 115,859	$ 124,134
2853	T626001533	368.0	$ 4,764	$ 6,353	$ 7,941	$ 9,529	$ 11,117	$ 12,705	$ 14,293	$ 15,881	$ 17,470	$ 19,058	$ 20,646	$ 22,234	$ 23,822
2854	T626001533	369.0	$ 9,847	$ 13,129	$ 16,411	$ 19,694	$ 22,976	$ 26,258	$ 29,540	$ 32,823	$ 36,105	$ 39,387	$ 42,669	$ 45,952	$ 49,234
2855	601001534	390.0	$ -	$ -	$ -	$ -	$ -	$ -	$ -	$ -	$ -	$ -	$ -	$ -	$ -

Sponsored by NMGC Witness Erik C. Buchanan

WP Plant 6 Accum Res Balances

NEW MEXICO GAS COMPANY, INC.

Accumulated Reserve Account
Base Period - 12 Months Ending March 31, 2023
Future Test Year - 12 Months Ending September 30, 2025

	A	B	AC	AD	AE	AF	AG
1							
2			Balance	Balance	Balance	Balance	Balance
3	Investment Number / Beginning Balance	FERC Account	**5/31/2025**	**6/30/2025**	**7/31/2025**	**8/31/2025**	**9/30/2025**
2810	620001507	376.2	$ -	$ -	$ -	$ -	$ -
2811	620001507	376.4	$ -	$ -	$ -	$ -	$ -
2812	620001507	380.0	$ -	$ -	$ -	$ -	$ -
2813	601001508	303.3	$ -	$ -	$ -	$ -	$ -
2814	601001509	303.3	$ -	$ -	$ -	$ -	$ -
2815	601001510	391.2	$ -	$ -	$ -	$ -	$ -
2816	601001510	397.0	$ -	$ -	$ -	$ -	$ -
2817	601001510	398.0	$ -	$ -	$ -	$ -	$ -
2818	601001512	391.2	$ 4,369	$ 4,544	$ 4,719	$ 4,894	$ 5,069
2819	601001512	397.0	$ 189	$ 197	$ 206	$ 214	$ 222
2820	601001512	398.0	$ 413	$ 430	$ 447	$ 464	$ 480
2821	T626001513	367.1	$ -	$ -	$ -	$ -	$ -
2822	601001514	391.2	$ -	$ -	$ -	$ -	$ -
2823	601001514	397.0	$ -	$ -	$ -	$ -	$ -
2824	601001514	398.0	$ -	$ -	$ -	$ -	$ -
2825	629001515	376.1	$ -	$ -	$ -	$ 60	$ 121
2826	629001515	376.2	$ -	$ -	$ -	$ 406	$ 813
2827	629001515	376.4	$ -	$ -	$ -	$ 52	$ 103
2828	629001515	380.0	$ -	$ -	$ -	$ 83	$ 166
2829	601001516	303.3	$ -	$ -	$ -	$ -	$ -
2830	601001517	303.3	$ -	$ -	$ -	$ -	$ -
2831	601001518	391.2	$ -	$ -	$ -	$ -	$ -
2832	601001518	397.0	$ -	$ -	$ -	$ -	$ -
2833	601001518	398.0	$ -	$ -	$ -	$ -	$ -
2834	601001519	303.3	$ -	$ -	$ -	$ -	$ -
2835	601001520	303.3	$ -	$ -	$ -	$ -	$ -
2836	601001521	391.2	$ -	$ -	$ -	$ -	$ -
2837	601001521	397.0	$ -	$ -	$ -	$ -	$ -
2838	601001521	398.0	$ -	$ -	$ -	$ -	$ -
2839	601001522	303.3	$ 17,043	$ 21,304	$ 25,565	$ 29,826	$ 34,087
2840	601001523	303.3	$ -	$ -	$ -	$ -	$ -
2841	601001524	390.0	$ -	$ -	$ -	$ -	$ -
2842	627001525	376.1	$ -	$ -	$ -	$ -	$ -
2843	627001525	376.2	$ -	$ -	$ -	$ -	$ -
2844	627001525	376.4	$ -	$ -	$ -	$ -	$ -
2845	627001525	380.0	$ -	$ -	$ -	$ -	$ -
2846	610001527	394.0	$ -	$ -	$ -	$ -	$ -
2847	627001531	376.1	$ 2,502	$ 2,650	$ 2,797	$ 2,944	$ 3,091
2848	627001531	376.2	$ 16,846	$ 17,837	$ 18,828	$ 19,819	$ 20,810
2849	627001531	376.4	$ 2,137	$ 2,262	$ 2,388	$ 2,514	$ 2,639
2850	627001531	380.0	$ 3,436	$ 3,638	$ 3,840	$ 4,042	$ 4,245
2851	610001532	394.0	$ -	$ -	$ -	$ -	$ -
2852	T626001533	367.1	$ 132,410	$ 140,686	$ 148,961	$ 157,237	$ 165,513
2853	T626001533	368.0	$ 25,410	$ 26,998	$ 28,587	$ 30,175	$ 31,763
2854	T626001533	369.0	$ 52,516	$ 55,798	$ 59,081	$ 62,363	$ 65,645
2855	601001534	390.0	$ -	$ -	$ -	$ -	$ -

Sponsored by NMGC Witness Erik C. Buchanan

WP Plant 6 Accum Res Balances

NEW MEXICO GAS COMPANY, INC.

Accumulated Reserve Account
Base Period - 12 Months Ending March 31, 2023
Future Test Year - 12 Months Ending September 30, 2025

	A	B	C	D	E	F	G	H	I	J	K	L	M	N	O
1			Adjusted Base Period												
2			Balance	Balance	Balance	Balance	Balance	Balance	Balance	Balance	Balance	Balance	Balance	Balance	Balance
3	Investment Number / Beginning Balance	FERC Account	**3/31/2023**	**4/30/2023**	**5/31/2023**	**6/30/2023**	**7/31/2023**	**8/31/2023**	**9/30/2023**	**10/31/2023**	**11/30/2023**	**12/31/2023**	**1/31/2024**	**2/29/2024**	**3/31/2024**
2856	601001535	391.2	$ -	$ -	$ -	$ -	$ -	$ -	$ -	$ -	$ -	$ -	$ -	$ -	$ -
2857	601001535	397.0	$ -	$ -	$ -	$ -	$ -	$ -	$ -	$ -	$ -	$ -	$ -	$ -	$ -
2858	601001535	398.0	$ -	$ -	$ -	$ -	$ -	$ -	$ -	$ -	$ -	$ -	$ -	$ -	$ -
2859	601001536	303.3	$ -	$ -	$ -	$ -	$ -	$ -	$ -	$ -	$ -	$ -	$ -	$ -	$ -
2860	601001537	391.2	$ -	$ -	$ -	$ -	$ -	$ -	$ -	$ -	$ -	$ -	$ -	$ -	$ -
2861	601001537	397.0	$ -	$ -	$ -	$ -	$ -	$ -	$ -	$ -	$ -	$ -	$ -	$ -	$ -
2862	601001537	398.0	$ -	$ -	$ -	$ -	$ -	$ -	$ -	$ -	$ -	$ -	$ -	$ -	$ -
2863	627001538	376.1	$ -	$ -	$ -	$ -	$ -	$ -	$ -	$ -	$ -	$ -	$ 559	$ 1,117	$ 1,676
2864	627001538	376.2	$ -	$ -	$ -	$ -	$ -	$ -	$ -	$ -	$ -	$ -	$ 3,761	$ 7,522	$ 11,283
2865	627001538	376.4	$ -	$ -	$ -	$ -	$ -	$ -	$ -	$ -	$ -	$ -	$ 477	$ 954	$ 1,431
2866	627001538	380.0	$ -	$ -	$ -	$ -	$ -	$ -	$ -	$ -	$ -	$ -	$ 767	$ 1,534	$ 2,301
2867	629001539	376.1	$ -	$ -	$ -	$ -	$ -	$ -	$ -	$ -	$ -	$ -	$ -	$ -	$ -
2868	629001539	376.2	$ -	$ -	$ -	$ -	$ -	$ -	$ -	$ -	$ -	$ -	$ -	$ -	$ -
2869	629001539	376.4	$ -	$ -	$ -	$ -	$ -	$ -	$ -	$ -	$ -	$ -	$ -	$ -	$ -
2870	601001540	391.2	$ -	$ -	$ -	$ -	$ -	$ -	$ -	$ -	$ -	$ -	$ -	$ -	$ -
2871	601001540	397.0	$ -	$ -	$ -	$ -	$ -	$ -	$ -	$ -	$ -	$ -	$ -	$ -	$ -
2872	601001540	398.0	$ -	$ -	$ -	$ -	$ -	$ -	$ -	$ -	$ -	$ -	$ -	$ -	$ -
2873	601001541	391.2	$ -	$ -	$ -	$ -	$ -	$ -	$ -	$ -	$ -	$ -	$ -	$ -	$ -
2874	601001541	397.0	$ -	$ -	$ -	$ -	$ -	$ -	$ -	$ -	$ -	$ -	$ -	$ -	$ -
2875	601001541	398.0	$ -	$ -	$ -	$ -	$ -	$ -	$ -	$ -	$ -	$ -	$ -	$ -	$ -
2876	601001542	391.2	$ -	$ -	$ -	$ -	$ -	$ -	$ -	$ -	$ -	$ -	$ -	$ -	$ -
2877	601001542	397.0	$ -	$ -	$ -	$ -	$ -	$ -	$ -	$ -	$ -	$ -	$ -	$ -	$ -
2878	601001542	398.0	$ -	$ -	$ -	$ -	$ -	$ -	$ -	$ -	$ -	$ -	$ -	$ -	$ -
2879	601001543	391.2	$ -	$ -	$ -	$ -	$ -	$ -	$ -	$ -	$ -	$ -	$ -	$ -	$ -
2880	601001543	397.0	$ -	$ -	$ -	$ -	$ -	$ -	$ -	$ -	$ -	$ -	$ -	$ -	$ -
2881	601001543	398.0	$ -	$ -	$ -	$ -	$ -	$ -	$ -	$ -	$ -	$ -	$ -	$ -	$ -
2882	601001544	391.2	$ -	$ -	$ -	$ -	$ -	$ -	$ -	$ -	$ -	$ -	$ -	$ -	$ -
2883	601001544	397.0	$ -	$ -	$ -	$ -	$ -	$ -	$ -	$ -	$ -	$ -	$ -	$ -	$ -
2884	601001544	398.0	$ -	$ -	$ -	$ -	$ -	$ -	$ -	$ -	$ -	$ -	$ -	$ -	$ -
2885	601001545	391.2	$ -	$ -	$ -	$ -	$ -	$ -	$ -	$ -	$ -	$ -	$ -	$ -	$ -
2886	601001545	397.0	$ -	$ -	$ -	$ -	$ -	$ -	$ -	$ -	$ -	$ -	$ -	$ -	$ -
2887	601001545	398.0	$ -	$ -	$ -	$ -	$ -	$ -	$ -	$ -	$ -	$ -	$ -	$ -	$ -
2888	601001546	303.3	$ -	$ -	$ -	$ -	$ -	$ -	$ -	$ -	$ -	$ -	$ -	$ -	$ -
2889	601001547	303.3	$ -	$ -	$ -	$ -	$ -	$ -	$ -	$ -	$ -	$ -	$ -	$ -	$ -
2890	601001548	303.3	$ -	$ -	$ -	$ -	$ -	$ -	$ -	$ -	$ -	$ -	$ -	$ -	$ -
2891	610001549	376.1	$ -	$ -	$ -	$ -	$ -	$ -	$ -	$ -	$ -	$ -	$ -	$ -	$ -
2892	610001549	376.2	$ -	$ -	$ -	$ -	$ -	$ -	$ -	$ -	$ -	$ -	$ -	$ -	$ -
2893	610001549	376.4	$ -	$ -	$ -	$ -	$ -	$ -	$ -	$ -	$ -	$ -	$ -	$ -	$ -
2894	610001549	380.0	$ -	$ -	$ -	$ -	$ -	$ -	$ -	$ -	$ -	$ -	$ -	$ -	$ -
2895	601001550	303.3	$ -	$ -	$ -	$ -	$ -	$ -	$ -	$ -	$ -	$ -	$ -	$ -	$ -
2896	601001551	303.3	$ -	$ -	$ -	$ -	$ -	$ -	$ -	$ -	$ -	$ -	$ -	$ -	$ -
2897	601001552	303.3	$ -	$ -	$ -	$ -	$ -	$ -	$ -	$ -	$ -	$ -	$ -	$ -	$ -
2898	601001554	303.3	$ -	$ -	$ -	$ -	$ -	$ -	$ -	$ -	$ -	$ -	$ -	$ -	$ -
2899	601001555	303.3	$ -	$ -	$ -	$ -	$ -	$ -	$ -	$ -	$ -	$ -	$ -	$ 2,413	$ 4,826
2900	601001556	303.3	$ -	$ -	$ -	$ -	$ -	$ -	$ -	$ -	$ -	$ -	$ -	$ -	$ -
2901	601001557	303.3	$ -	$ -	$ -	$ -	$ -	$ -	$ -	$ -	$ -	$ -	$ -	$ -	$ -

Sponsored by NMGC Witness Erik C. Buchanan

WP Plant 6 Accum Res Balances

NEW MEXICO GAS COMPANY, INC.

Accumulated Reserve Account
Base Period - 12 Months Ending March 31, 2023
Future Test Year - 12 Months Ending September 30, 2025

	A	B	P	Q	R	S	T	U	V	W	X	Y	Z	AA	AB
1															
2			Balance	Balance	Balance	Balance	Balance	Balance	Balance	Balance	Balance	Balance	Balance	Balance	Balance
3	Investment Number / Beginning Balance	FERC Account	4/30/2024	5/31/2024	6/30/2024	7/31/2024	8/31/2024	9/30/2024	10/31/2024	11/30/2024	12/31/2024	1/31/2025	2/28/2025	3/31/2025	4/30/2025
2856	601001535	391.2	$ -	$ -	$ -	$ -	$ -	$ -	$ -	$ -	$ -	$ -	$ -	$ -	$ -
2857	601001535	397.0	$ -	$ -	$ -	$ -	$ -	$ -	$ -	$ -	$ -	$ -	$ -	$ -	$ -
2858	601001535	398.0	$ -	$ -	$ -	$ -	$ -	$ -	$ -	$ -	$ -	$ -	$ -	$ -	$ -
2859	601001536	303.3	$ -	$ -	$ -	$ -	$ -	$ -	$ -	$ -	$ -	$ -	$ -	$ -	$ -
2860	601001537	391.2	$ -	$ -	$ -	$ -	$ -	$ -	$ -	$ -	$ -	$ -	$ 20,049	$ 40,099	$ 60,148
2861	601001537	397.0	$ -	$ -	$ -	$ -	$ -	$ -	$ -	$ -	$ -	$ -	$ 947	$ 1,893	$ 2,840
2862	601001537	398.0	$ -	$ -	$ -	$ -	$ -	$ -	$ -	$ -	$ -	$ -	$ 1,932	$ 3,863	$ 5,795
2863	627001538	376.1	$ 2,235	$ 2,793	$ 3,352	$ 3,911	$ 4,469	$ 5,028	$ 5,587	$ 6,145	$ 6,704	$ 7,263	$ 7,821	$ 8,380	$ 8,939
2864	627001538	376.2	$ 15,044	$ 18,805	$ 22,566	$ 26,327	$ 30,088	$ 33,849	$ 37,610	$ 41,371	$ 45,132	$ 48,893	$ 52,654	$ 56,414	$ 60,175
2865	627001538	376.4	$ 1,908	$ 2,385	$ 2,862	$ 3,339	$ 3,816	$ 4,293	$ 4,770	$ 5,247	$ 5,724	$ 6,201	$ 6,678	$ 7,155	$ 7,632
2866	627001538	380.0	$ 3,068	$ 3,836	$ 4,603	$ 5,370	$ 6,137	$ 6,904	$ 7,671	$ 8,438	$ 9,205	$ 9,973	$ 10,740	$ 11,507	$ 12,274
2867	629001539	376.1	$ -	$ -	$ -	$ -	$ -	$ -	$ -	$ -	$ -	$ -	$ -	$ -	$ -
2868	629001539	376.2	$ -	$ -	$ -	$ -	$ -	$ -	$ -	$ -	$ -	$ -	$ -	$ -	$ -
2869	629001539	376.4	$ -	$ -	$ -	$ -	$ -	$ -	$ -	$ -	$ -	$ -	$ -	$ -	$ -
2870	601001540	391.2	$ -	$ -	$ -	$ -	$ -	$ -	$ -	$ -	$ -	$ -	$ -	$ -	$ -
2871	601001540	397.0	$ -	$ -	$ -	$ -	$ -	$ -	$ -	$ -	$ -	$ -	$ -	$ -	$ -
2872	601001540	398.0	$ -	$ -	$ -	$ -	$ -	$ -	$ -	$ -	$ -	$ -	$ -	$ -	$ -
2873	601001541	391.2	$ -	$ -	$ -	$ -	$ -	$ -	$ -	$ -	$ -	$ -	$ -	$ -	$ -
2874	601001541	397.0	$ -	$ -	$ -	$ -	$ -	$ -	$ -	$ -	$ -	$ -	$ -	$ -	$ -
2875	601001541	398.0	$ -	$ -	$ -	$ -	$ -	$ -	$ -	$ -	$ -	$ -	$ -	$ -	$ -
2876	601001542	391.2	$ -	$ -	$ -	$ -	$ -	$ -	$ -	$ -	$ -	$ -	$ -	$ -	$ -
2877	601001542	397.0	$ -	$ -	$ -	$ -	$ -	$ -	$ -	$ -	$ -	$ -	$ -	$ -	$ -
2878	601001542	398.0	$ -	$ -	$ -	$ -	$ -	$ -	$ -	$ -	$ -	$ -	$ -	$ -	$ -
2879	601001543	391.2	$ -	$ -	$ -	$ -	$ -	$ -	$ -	$ -	$ -	$ -	$ -	$ -	$ -
2880	601001543	397.0	$ -	$ -	$ -	$ -	$ -	$ -	$ -	$ -	$ -	$ -	$ -	$ -	$ -
2881	601001543	398.0	$ -	$ -	$ -	$ -	$ -	$ -	$ -	$ -	$ -	$ -	$ -	$ -	$ -
2882	601001544	391.2	$ -	$ -	$ -	$ -	$ -	$ -	$ -	$ -	$ -	$ -	$ -	$ -	$ -
2883	601001544	397.0	$ -	$ -	$ -	$ -	$ -	$ -	$ -	$ -	$ -	$ -	$ -	$ -	$ -
2884	601001544	398.0	$ -	$ -	$ -	$ -	$ -	$ -	$ -	$ -	$ -	$ -	$ -	$ -	$ -
2885	601001545	391.2	$ -	$ -	$ -	$ -	$ -	$ -	$ -	$ -	$ -	$ -	$ -	$ -	$ -
2886	601001545	397.0	$ -	$ -	$ -	$ -	$ -	$ -	$ -	$ -	$ -	$ -	$ -	$ -	$ -
2887	601001545	398.0	$ -	$ -	$ -	$ -	$ -	$ -	$ -	$ -	$ -	$ -	$ -	$ -	$ -
2888	601001546	303.3	$ -	$ -	$ -	$ -	$ -	$ -	$ -	$ -	$ -	$ -	$ -	$ -	$ -
2889	601001547	303.3	$ -	$ -	$ -	$ -	$ -	$ -	$ -	$ -	$ -	$ -	$ -	$ -	$ -
2890	601001548	303.3	$ -	$ -	$ -	$ -	$ -	$ -	$ -	$ -	$ -	$ -	$ 196	$ 391	$ 587
2891	610001549	376.1	$ -	$ -	$ -	$ -	$ -	$ -	$ -	$ -	$ -	$ -	$ -	$ -	$ -
2892	610001549	376.2	$ -	$ -	$ -	$ -	$ -	$ -	$ -	$ -	$ -	$ -	$ -	$ -	$ -
2893	610001549	376.4	$ -	$ -	$ -	$ -	$ -	$ -	$ -	$ -	$ -	$ -	$ -	$ -	$ -
2894	610001549	380.0	$ -	$ -	$ -	$ -	$ -	$ -	$ -	$ -	$ -	$ -	$ -	$ -	$ -
2895	601001550	303.3	$ -	$ -	$ -	$ -	$ -	$ -	$ -	$ -	$ -	$ -	$ -	$ -	$ -
2896	601001551	303.3	$ -	$ -	$ -	$ -	$ -	$ -	$ -	$ -	$ -	$ -	$ -	$ -	$ -
2897	601001552	303.3	$ -	$ -	$ -	$ -	$ -	$ -	$ -	$ -	$ -	$ -	$ -	$ -	$ -
2898	601001554	303.3	$ -	$ -	$ -	$ -	$ -	$ -	$ -	$ -	$ -	$ -	$ -	$ -	$ -
2899	601001555	303.3	$ 7,239	$ 9,652	$ 12,064	$ 14,477	$ 16,890	$ 19,303	$ 21,716	$ 24,129	$ 26,542	$ 28,955	$ 31,368	$ 33,780	$ 36,193
2900	601001556	303.3	$ -	$ -	$ -	$ -	$ -	$ -	$ -	$ -	$ -	$ -	$ -	$ -	$ -
2901	601001557	303.3	$ -	$ -	$ -	$ -	$ -	$ -	$ -	$ -	$ -	$ -	$ 697	$ 1,394	$ 2,091

NEW MEXICO GAS COMPANY, INC.

Accumulated Reserve Account
Base Period - 12 Months Ending March 31, 2023
Future Test Year - 12 Months Ending September 30, 2025

	A	B	AC	AD	AE	AF	AG
1							
2			Balance	Balance	Balance	Balance	Balance
3	Investment Number / Beginning Balance	FERC Account	**5/31/2025**	**6/30/2025**	**7/31/2025**	**8/31/2025**	**9/30/2025**
2856	601001535	391.2	$ -	$ -	$ -	$ -	$ -
2857	601001535	397.0	$ -	$ -	$ -	$ -	$ -
2858	601001535	398.0	$ -	$ -	$ -	$ -	$ -
2859	601001536	303.3	$ -	$ -	$ -	$ -	$ -
2860	601001537	391.2	$ 80,197	$ 100,247	$ 120,296	$ 140,345	$ 160,395
2861	601001537	397.0	$ 3,787	$ 4,733	$ 5,680	$ 6,626	$ 7,573
2862	601001537	398.0	$ 7,726	$ 9,658	$ 11,589	$ 13,521	$ 15,452
2863	627001538	376.1	$ 9,497	$ 10,056	$ 10,614	$ 11,173	$ 11,732
2864	627001538	376.2	$ 63,936	$ 67,697	$ 71,458	$ 75,219	$ 78,980
2865	627001538	376.4	$ 8,109	$ 8,586	$ 9,063	$ 9,540	$ 10,017
2866	627001538	380.0	$ 13,041	$ 13,808	$ 14,575	$ 15,342	$ 16,110
2867	629001539	376.1	$ -	$ -	$ 393	$ 786	$ 1,178
2868	629001539	376.2	$ -	$ -	$ 294	$ 588	$ 881
2869	629001539	376.4	$ -	$ -	$ 298	$ 596	$ 894
2870	601001540	391.2	$ -	$ -	$ -	$ -	$ -
2871	601001540	397.0	$ -	$ -	$ -	$ -	$ -
2872	601001540	398.0	$ -	$ -	$ -	$ -	$ -
2873	601001541	391.2	$ -	$ -	$ -	$ -	$ -
2874	601001541	397.0	$ -	$ -	$ -	$ -	$ -
2875	601001541	398.0	$ -	$ -	$ -	$ -	$ -
2876	601001542	391.2	$ -	$ -	$ -	$ -	$ -
2877	601001542	397.0	$ -	$ -	$ -	$ -	$ -
2878	601001542	398.0	$ -	$ -	$ -	$ -	$ -
2879	601001543	391.2	$ -	$ -	$ -	$ -	$ -
2880	601001543	397.0	$ -	$ -	$ -	$ -	$ -
2881	601001543	398.0	$ -	$ -	$ -	$ -	$ -
2882	601001544	391.2	$ -	$ -	$ -	$ -	$ -
2883	601001544	397.0	$ -	$ -	$ -	$ -	$ -
2884	601001544	398.0	$ -	$ -	$ -	$ -	$ -
2885	601001545	391.2	$ -	$ -	$ -	$ -	$ -
2886	601001545	397.0	$ -	$ -	$ -	$ -	$ -
2887	601001545	398.0	$ -	$ -	$ -	$ -	$ -
2888	601001546	303.3	$ -	$ -	$ -	$ -	$ -
2889	601001547	303.3	$ -	$ -	$ -	$ -	$ -
2890	601001548	303.3	$ 783	$ 978	$ 1,174	$ 1,370	$ 1,565
2891	610001549	376.1	$ -	$ -	$ -	$ -	$ -
2892	610001549	376.2	$ -	$ -	$ -	$ -	$ -
2893	610001549	376.4	$ -	$ -	$ -	$ -	$ -
2894	610001549	380.0	$ -	$ -	$ -	$ -	$ -
2895	601001550	303.3	$ -	$ -	$ -	$ -	$ -
2896	601001551	303.3	$ -	$ -	$ -	$ -	$ -
2897	601001552	303.3	$ -	$ -	$ -	$ -	$ -
2898	601001554	303.3	$ -	$ -	$ -	$ -	$ -
2899	601001555	303.3	$ 38,606	$ 41,019	$ 43,432	$ 45,845	$ 48,258
2900	601001556	303.3	$ -	$ -	$ -	$ -	$ -
2901	601001557	303.3	$ 2,788	$ 3,484	$ 4,181	$ 4,878	$ 5,575

Sponsored by NMGC Witness Erik C. Buchanan

WP Plant 6 Accum Res Balances

NEW MEXICO GAS COMPANY, INC.

Accumulated Reserve Account
Base Period - 12 Months Ending March 31, 2023
Future Test Year - 12 Months Ending September 30, 2025

	A	B	C	D	E	F	G	H	I	J	K	L	M	N	O
1			Adjusted Base Period												
2			Balance	Balance	Balance	Balance	Balance	Balance	Balance	Balance	Balance	Balance	Balance	Balance	Balance
3	Investment Number / Beginning Balance	FERC Account	**3/31/2023**	**4/30/2023**	**5/31/2023**	**6/30/2023**	**7/31/2023**	**8/31/2023**	**9/30/2023**	**10/31/2023**	**11/30/2023**	**12/31/2023**	**1/31/2024**	**2/29/2024**	**3/31/2024**
2902	601001558	303.3	$ -	$ -	$ -	$ -	$ -	$ -	$ -	$ -	$ -	$ -	$ -	$ -	$ -
2903	601001559	303.3	$ -	$ -	$ -	$ -	$ -	$ -	$ -	$ -	$ -	$ -	$ -	$ -	$ -
2904	601001560	391.2	$ -	$ -	$ -	$ -	$ 984	$ 1,968	$ 2,962	$ 4,290	$ 5,619	$ 6,948	$ 8,743	$ 10,538	$ 12,332
2905	601001560	397.0	$ -	$ -	$ -	$ -	$ 22	$ 44	$ 91	$ 154	$ 217	$ 279	$ 364	$ 449	$ 534
2906	601001560	398.0	$ -	$ -	$ -	$ -	$ 84	$ 167	$ 263	$ 391	$ 519	$ 647	$ 820	$ 993	$ 1,166
2907	601001561	303.3	$ -	$ -	$ -	$ -	$ -	$ -	$ -	$ -	$ -	$ -	$ -	$ -	$ -
2908	601001562	303.3	$ -	$ -	$ -	$ -	$ -	$ -	$ -	$ -	$ -	$ -	$ -	$ -	$ -
2909	601001563	303.3	$ -	$ -	$ -	$ -	$ -	$ -	$ -	$ -	$ -	$ -	$ -	$ -	$ -
2910	601001568	303.3	$ -	$ -	$ -	$ -	$ -	$ -	$ -	$ -	$ -	$ -	$ -	$ -	$ -
2911	T610001569	368.0	$ -	$ -	$ -	$ -	$ -	$ -	$ -	$ -	$ -	$ -	$ -	$ -	$ -
2912	T610001569	369.0	$ -	$ -	$ -	$ -	$ -	$ -	$ -	$ -	$ -	$ -	$ -	$ -	$ -
2913	T624001570	367.1	$ -	$ -	$ -	$ -	$ -	$ -	$ -	$ -	$ -	$ -	$ -	$ -	$ -
2914	T624001570	368.0	$ -	$ -	$ -	$ -	$ -	$ -	$ -	$ -	$ -	$ -	$ -	$ -	$ -
2915	T624001570	369.0	$ -	$ -	$ -	$ -	$ -	$ -	$ -	$ -	$ -	$ -	$ -	$ -	$ -
2916	T624001571	367.1	$ -	$ -	$ -	$ -	$ -	$ -	$ -	$ -	$ -	$ -	$ -	$ -	$ -
2917	T624001571	368.0	$ -	$ -	$ -	$ -	$ -	$ -	$ -	$ -	$ -	$ -	$ -	$ -	$ -
2918	T624001571	369.0	$ -	$ -	$ -	$ -	$ -	$ -	$ -	$ -	$ -	$ -	$ -	$ -	$ -
2919	T610001572	367.1	$ -	$ -	$ -	$ -	$ -	$ -	$ -	$ -	$ -	$ -	$ -	$ -	$ -
2920	T610001572	368.0	$ -	$ -	$ -	$ -	$ -	$ -	$ -	$ -	$ -	$ -	$ -	$ -	$ -
2921	T610001572	369.0	$ -	$ -	$ -	$ -	$ -	$ -	$ -	$ -	$ -	$ -	$ -	$ -	$ -
2922	T624001573	367.1	$ -	$ -	$ -	$ -	$ -	$ -	$ -	$ -	$ -	$ -	$ -	$ -	$ -
2923	T624001573	368.0	$ -	$ -	$ -	$ -	$ -	$ -	$ -	$ -	$ -	$ -	$ -	$ -	$ -
2924	T624001573	369.0	$ -	$ -	$ -	$ -	$ -	$ -	$ -	$ -	$ -	$ -	$ -	$ -	$ -
2925	T624001574	367.1	$ -	$ -	$ -	$ -	$ -	$ -	$ -	$ -	$ -	$ -	$ -	$ -	$ -
2926	T624001574	368.0	$ -	$ -	$ -	$ -	$ -	$ -	$ -	$ -	$ -	$ -	$ -	$ -	$ -
2927	T624001574	369.0	$ -	$ -	$ -	$ -	$ -	$ -	$ -	$ -	$ -	$ -	$ -	$ -	$ -
2928	T624001575	367.1	$ -	$ -	$ -	$ -	$ -	$ -	$ -	$ -	$ -	$ -	$ -	$ -	$ -
2929	T624001575	368.0	$ -	$ -	$ -	$ -	$ -	$ -	$ -	$ -	$ -	$ -	$ -	$ -	$ -
2930	T624001575	369.0	$ -	$ -	$ -	$ -	$ -	$ -	$ -	$ -	$ -	$ -	$ -	$ -	$ -
2931	T680001576	367.1	$ -	$ -	$ -	$ -	$ -	$ -	$ -	$ -	$ -	$ -	$ -	$ -	$ -
2932	T610001577	367.1	$ -	$ -	$ -	$ -	$ -	$ -	$ -	$ -	$ -	$ -	$ 1,605	$ 3,209	$ 4,814
2933	T610001577	368.0	$ -	$ -	$ -	$ -	$ -	$ -	$ -	$ -	$ -	$ -	$ 308	$ 616	$ 924
2934	T610001577	369.0	$ -	$ -	$ -	$ -	$ -	$ -	$ -	$ -	$ -	$ -	$ 636	$ 1,273	$ 1,909
2935	T680001578	367.1	$ -	$ -	$ -	$ -	$ -	$ -	$ -	$ -	$ -	$ -	$ -	$ -	$ -
2936	T680001578	368.0	$ -	$ -	$ -	$ -	$ -	$ -	$ -	$ -	$ -	$ -	$ -	$ -	$ -
2937	T680001578	369.0	$ -	$ -	$ -	$ -	$ -	$ -	$ -	$ -	$ -	$ -	$ -	$ -	$ -
2938	T624001579	367.1	$ -	$ -	$ -	$ -	$ -	$ -	$ -	$ -	$ -	$ -	$ -	$ -	$ -
2939	T624001579	368.0	$ -	$ -	$ -	$ -	$ -	$ -	$ -	$ -	$ -	$ -	$ -	$ -	$ -
2940	T624001579	369.0	$ -	$ -	$ -	$ -	$ -	$ -	$ -	$ -	$ -	$ -	$ -	$ -	$ -
2941	T680001580	367.1	$ -	$ -	$ -	$ -	$ -	$ -	$ -	$ -	$ -	$ -	$ -	$ -	$ -
2942	T680001580	368.0	$ -	$ -	$ -	$ -	$ -	$ -	$ -	$ -	$ -	$ -	$ -	$ -	$ -
2943	T680001580	369.0	$ -	$ -	$ -	$ -	$ -	$ -	$ -	$ -	$ -	$ -	$ -	$ -	$ -
2944	T660001581	367.1	$ -	$ -	$ -	$ -	$ -	$ -	$ -	$ -	$ -	$ -	$ -	$ -	$ -
2945	T660001581	368.0	$ -	$ -	$ -	$ -	$ -	$ -	$ -	$ -	$ -	$ -	$ -	$ -	$ -
2946	T660001581	369.0	$ -	$ -	$ -	$ -	$ -	$ -	$ -	$ -	$ -	$ -	$ -	$ -	$ -
2947	T624001582	367.1	$ -	$ -	$ -	$ -	$ -	$ -	$ -	$ -	$ -	$ -	$ -	$ -	$ -

NEW MEXICO GAS COMPANY, INC.

Accumulated Reserve Account
Base Period - 12 Months Ending March 31, 2023
Future Test Year - 12 Months Ending September 30, 2025

	A	B	P	Q	R	S	T	U	V	W	X	Y	Z	AA	AB
1															
2			Balance	Balance	Balance	Balance	Balance	Balance	Balance	Balance	Balance	Balance	Balance	Balance	Balance
3	Investment Number / Beginning Balance	FERC Account	4/30/2024	5/31/2024	6/30/2024	7/31/2024	8/31/2024	9/30/2024	10/31/2024	11/30/2024	12/31/2024	1/31/2025	2/28/2025	3/31/2025	4/30/2025
2902	601001558	303.3	$ -	$ -	$ -	$ -	$ -	$ -	$ -	$ -	$ -	$ -	$ -	$ -	$ -
2903	601001559	303.3	$ -	$ -	$ -	$ -	$ -	$ -	$ -	$ -	$ -	$ -	$ -	$ -	$ -
2904	601001560	391.2	$ 14,127	$ 15,922	$ 17,716	$ 19,511	$ 21,306	$ 23,100	$ 24,895	$ 26,690	$ 28,484	$ 30,279	$ 32,074	$ 33,868	$ 35,663
2905	601001560	397.0	$ 618	$ 703	$ 788	$ 873	$ 957	$ 1,042	$ 1,127	$ 1,212	$ 1,296	$ 1,381	$ 1,466	$ 1,550	$ 1,635
2906	601001560	398.0	$ 1,339	$ 1,512	$ 1,684	$ 1,857	$ 2,030	$ 2,203	$ 2,376	$ 2,549	$ 2,722	$ 2,895	$ 3,068	$ 3,241	$ 3,413
2907	601001561	303.3	$ -	$ -	$ -	$ -	$ -	$ -	$ -	$ -	$ -	$ -	$ -	$ -	$ -
2908	601001562	303.3	$ -	$ -	$ -	$ -	$ -	$ -	$ -	$ -	$ -	$ -	$ -	$ -	$ -
2909	601001563	303.3	$ -	$ -	$ -	$ -	$ -	$ -	$ -	$ -	$ -	$ -	$ -	$ -	$ -
2910	601001568	303.3	$ -	$ -	$ -	$ -	$ -	$ -	$ -	$ 155,603	$ 311,206	$ 466,809	$ 622,413	$ 778,016	$ 933,619
2911	T610001569	368.0	$ -	$ -	$ -	$ -	$ -	$ -	$ -	$ -	$ -	$ -	$ -	$ -	$ -
2912	T610001569	369.0	$ -	$ -	$ -	$ -	$ -	$ -	$ -	$ -	$ -	$ -	$ -	$ -	$ -
2913	T624001570	367.1	$ -	$ -	$ -	$ -	$ -	$ -	$ -	$ -	$ -	$ -	$ -	$ -	$ -
2914	T624001570	368.0	$ -	$ -	$ -	$ -	$ -	$ -	$ -	$ -	$ -	$ -	$ -	$ -	$ -
2915	T624001570	369.0	$ -	$ -	$ -	$ -	$ -	$ -	$ -	$ -	$ -	$ -	$ -	$ -	$ -
2916	T624001571	367.1	$ -	$ -	$ -	$ -	$ -	$ -	$ -	$ -	$ -	$ -	$ -	$ -	$ -
2917	T624001571	368.0	$ -	$ -	$ -	$ -	$ -	$ -	$ -	$ -	$ -	$ -	$ -	$ -	$ -
2918	T624001571	369.0	$ -	$ -	$ -	$ -	$ -	$ -	$ -	$ -	$ -	$ -	$ -	$ -	$ -
2919	T610001572	367.1	$ -	$ -	$ -	$ -	$ -	$ -	$ -	$ -	$ -	$ -	$ -	$ -	$ -
2920	T610001572	368.0	$ -	$ -	$ -	$ -	$ -	$ -	$ -	$ -	$ -	$ -	$ -	$ -	$ -
2921	T610001572	369.0	$ -	$ -	$ -	$ -	$ -	$ -	$ -	$ -	$ -	$ -	$ -	$ -	$ -
2922	T624001573	367.1	$ -	$ -	$ -	$ -	$ -	$ -	$ -	$ -	$ -	$ -	$ -	$ -	$ -
2923	T624001573	368.0	$ -	$ -	$ -	$ -	$ -	$ -	$ -	$ -	$ -	$ -	$ -	$ -	$ -
2924	T624001573	369.0	$ -	$ -	$ -	$ -	$ -	$ -	$ -	$ -	$ -	$ -	$ -	$ -	$ -
2925	T624001574	367.1	$ -	$ -	$ -	$ -	$ -	$ -	$ -	$ -	$ -	$ -	$ -	$ -	$ -
2926	T624001574	368.0	$ -	$ -	$ -	$ -	$ -	$ -	$ -	$ -	$ -	$ -	$ -	$ -	$ -
2927	T624001574	369.0	$ -	$ -	$ -	$ -	$ -	$ -	$ -	$ -	$ -	$ -	$ -	$ -	$ -
2928	T624001575	367.1	$ -	$ -	$ -	$ -	$ -	$ -	$ -	$ -	$ -	$ -	$ -	$ -	$ -
2929	T624001575	368.0	$ -	$ -	$ -	$ -	$ -	$ -	$ -	$ -	$ -	$ -	$ -	$ -	$ -
2930	T624001575	369.0	$ -	$ -	$ -	$ -	$ -	$ -	$ -	$ -	$ -	$ -	$ -	$ -	$ -
2931	T680001576	367.1	$ -	$ -	$ -	$ -	$ -	$ -	$ -	$ -	$ -	$ -	$ -	$ -	$ -
2932	T610001577	367.1	$ 6,419	$ 8,023	$ 9,628	$ 11,233	$ 12,837	$ 14,442	$ 16,047	$ 17,651	$ 19,256	$ 20,861	$ 22,465	$ 24,070	$ 25,675
2933	T610001577	368.0	$ 1,232	$ 1,540	$ 1,848	$ 2,156	$ 2,464	$ 2,772	$ 3,079	$ 3,387	$ 3,695	$ 4,003	$ 4,311	$ 4,619	$ 4,927
2934	T610001577	369.0	$ 2,546	$ 3,182	$ 3,819	$ 4,455	$ 5,092	$ 5,728	$ 6,364	$ 7,001	$ 7,637	$ 8,274	$ 8,910	$ 9,547	$ 10,183
2935	T680001578	367.1	$ -	$ -	$ -	$ -	$ -	$ -	$ -	$ -	$ -	$ -	$ -	$ -	$ -
2936	T680001578	368.0	$ -	$ -	$ -	$ -	$ -	$ -	$ -	$ -	$ -	$ -	$ -	$ -	$ -
2937	T680001578	369.0	$ -	$ -	$ -	$ -	$ -	$ -	$ -	$ -	$ -	$ -	$ -	$ -	$ -
2938	T624001579	367.1	$ -	$ -	$ -	$ -	$ -	$ -	$ -	$ -	$ -	$ -	$ -	$ -	$ -
2939	T624001579	368.0	$ -	$ -	$ -	$ -	$ -	$ -	$ -	$ -	$ -	$ -	$ -	$ -	$ -
2940	T624001579	369.0	$ -	$ -	$ -	$ -	$ -	$ -	$ -	$ -	$ -	$ -	$ -	$ -	$ -
2941	T680001580	367.1	$ -	$ -	$ -	$ -	$ -	$ -	$ -	$ -	$ -	$ -	$ -	$ -	$ -
2942	T680001580	368.0	$ -	$ -	$ -	$ -	$ -	$ -	$ -	$ -	$ -	$ -	$ -	$ -	$ -
2943	T680001580	369.0	$ -	$ -	$ -	$ -	$ -	$ -	$ -	$ -	$ -	$ -	$ -	$ -	$ -
2944	T660001581	367.1	$ -	$ -	$ -	$ -	$ -	$ -	$ -	$ -	$ -	$ -	$ -	$ -	$ -
2945	T660001581	368.0	$ -	$ -	$ -	$ -	$ -	$ -	$ -	$ -	$ -	$ -	$ -	$ -	$ -
2946	T660001581	369.0	$ -	$ -	$ -	$ -	$ -	$ -	$ -	$ -	$ -	$ -	$ -	$ -	$ -
2947	T624001582	367.1	$ -	$ -	$ -	$ -	$ -	$ -	$ -	$ -	$ -	$ -	$ -	$ -	$ -

Sponsored by NMGC Witness Erik C. Buchanan

WP Plant 6 Accum Res Balances

NEW MEXICO GAS COMPANY, INC.

Accumulated Reserve Account
Base Period - 12 Months Ending March 31, 2023
Future Test Year - 12 Months Ending September 30, 2025

	A	B	AC	AD	AE	AF	AG
1							
2			Balance	Balance	Balance	Balance	Balance
3	Investment Number / Beginning Balance	FERC Account	**5/31/2025**	**6/30/2025**	**7/31/2025**	**8/31/2025**	**9/30/2025**
2902	601001558	303.3	$ -	$ -	$ -	$ -	$ -
2903	601001559	303.3	$ -	$ -	$ -	$ -	$ -
2904	601001560	391.2	$ 37,458	$ 39,252	$ 41,047	$ 42,842	$ 44,636
2905	601001560	397.0	$ 1,720	$ 1,805	$ 1,889	$ 1,974	$ 2,059
2906	601001560	398.0	$ 3,586	$ 3,759	$ 3,932	$ 4,105	$ 4,278
2907	601001561	303.3	$ -	$ -	$ -	$ -	$ -
2908	601001562	303.3	$ -	$ -	$ -	$ -	$ -
2909	601001563	303.3	$ -	$ -	$ -	$ -	$ -
2910	601001568	303.3	$ 1,089,222	$ 1,244,825	$ 1,400,428	$ 1,556,032	$ 1,711,635
2911	T610001569	368.0	$ -	$ -	$ -	$ -	$ -
2912	T610001569	369.0	$ -	$ -	$ -	$ -	$ -
2913	T624001570	367.1	$ -	$ -	$ -	$ -	$ -
2914	T624001570	368.0	$ -	$ -	$ -	$ -	$ -
2915	T624001570	369.0	$ -	$ -	$ -	$ -	$ -
2916	T624001571	367.1	$ -	$ -	$ -	$ -	$ -
2917	T624001571	368.0	$ -	$ -	$ -	$ -	$ -
2918	T624001571	369.0	$ -	$ -	$ -	$ -	$ -
2919	T610001572	367.1	$ -	$ -	$ -	$ -	$ -
2920	T610001572	368.0	$ -	$ -	$ -	$ -	$ -
2921	T610001572	369.0	$ -	$ -	$ -	$ -	$ -
2922	T624001573	367.1	$ -	$ -	$ -	$ -	$ -
2923	T624001573	368.0	$ -	$ -	$ -	$ -	$ -
2924	T624001573	369.0	$ -	$ -	$ -	$ -	$ -
2925	T624001574	367.1	$ -	$ -	$ -	$ -	$ -
2926	T624001574	368.0	$ -	$ -	$ -	$ -	$ -
2927	T624001574	369.0	$ -	$ -	$ -	$ -	$ -
2928	T624001575	367.1	$ -	$ -	$ -	$ -	$ -
2929	T624001575	368.0	$ -	$ -	$ -	$ -	$ -
2930	T624001575	369.0	$ -	$ -	$ -	$ -	$ -
2931	T680001576	367.1	$ -	$ -	$ -	$ -	$ -
2932	T610001577	367.1	$ 27,279	$ 28,884	$ 30,489	$ 32,093	$ 33,698
2933	T610001577	368.0	$ 5,235	$ 5,543	$ 5,851	$ 6,159	$ 6,467
2934	T610001577	369.0	$ 10,819	$ 11,456	$ 12,092	$ 12,729	$ 13,365
2935	T680001578	367.1	$ -	$ -	$ -	$ -	$ -
2936	T680001578	368.0	$ -	$ -	$ -	$ -	$ -
2937	T680001578	369.0	$ -	$ -	$ -	$ -	$ -
2938	T624001579	367.1	$ -	$ -	$ -	$ -	$ -
2939	T624001579	368.0	$ -	$ -	$ -	$ -	$ -
2940	T624001579	369.0	$ -	$ -	$ -	$ -	$ -
2941	T680001580	367.1	$ -	$ -	$ -	$ -	$ -
2942	T680001580	368.0	$ -	$ -	$ -	$ -	$ -
2943	T680001580	369.0	$ -	$ -	$ -	$ -	$ -
2944	T660001581	367.1	$ -	$ -	$ -	$ -	$ -
2945	T660001581	368.0	$ -	$ -	$ -	$ -	$ -
2946	T660001581	369.0	$ -	$ -	$ -	$ -	$ -
2947	T624001582	367.1	$ -	$ -	$ -	$ -	$ -

Sponsored by NMGC Witness Erik C. Buchanan

NEW MEXICO GAS COMPANY, INC.

Accumulated Reserve Account
Base Period - 12 Months Ending March 31, 2023
Future Test Year - 12 Months Ending September 30, 2025

	A	B	C	D	E	F	G	H	I	J	K	L	M	N	O
1			Adjusted Base Period												
2			Balance	Balance	Balance	Balance	Balance	Balance	Balance	Balance	Balance	Balance	Balance	Balance	Balance
3	Investment Number / Beginning Balance	FERC Account	**3/31/2023**	**4/30/2023**	**5/31/2023**	**6/30/2023**	**7/31/2023**	**8/31/2023**	**9/30/2023**	**10/31/2023**	**11/30/2023**	**12/31/2023**	**1/31/2024**	**2/29/2024**	**3/31/2024**
2948	T624001582	368.0	$ -	$ -	$ -	$ -	$ -	$ -	$ -	$ -	$ -	$ -	$ -	$ -	$ -
2949	T624001582	369.0	$ -	$ -	$ -	$ -	$ -	$ -	$ -	$ -	$ -	$ -	$ -	$ -	$ -
2950	T624001583	367.1	$ -	$ -	$ -	$ -	$ -	$ -	$ -	$ -	$ -	$ -	$ -	$ -	$ -
2951	T624001583	368.0	$ -	$ -	$ -	$ -	$ -	$ -	$ -	$ -	$ -	$ -	$ -	$ -	$ -
2952	T624001583	369.0	$ -	$ -	$ -	$ -	$ -	$ -	$ -	$ -	$ -	$ -	$ -	$ -	$ -
2953	T624001584	367.1	$ -	$ -	$ -	$ -	$ -	$ -	$ -	$ -	$ -	$ -	$ -	$ -	$ -
2954	T624001584	368.0	$ -	$ -	$ -	$ -	$ -	$ -	$ -	$ -	$ -	$ -	$ -	$ -	$ -
2955	T624001584	369.0	$ -	$ -	$ -	$ -	$ -	$ -	$ -	$ -	$ -	$ -	$ -	$ -	$ -
2956	T624001585	367.1	$ -	$ -	$ -	$ -	$ -	$ -	$ -	$ -	$ -	$ -	$ -	$ -	$ -
2957	T624001585	368.0	$ -	$ -	$ -	$ -	$ -	$ -	$ -	$ -	$ -	$ -	$ -	$ -	$ -
2958	T624001585	369.0	$ -	$ -	$ -	$ -	$ -	$ -	$ -	$ -	$ -	$ -	$ -	$ -	$ -
2959	T680001586	367.1	$ -	$ -	$ -	$ -	$ -	$ -	$ -	$ -	$ -	$ -	$ -	$ -	$ -
2960	T680001586	368.0	$ -	$ -	$ -	$ -	$ -	$ -	$ -	$ -	$ -	$ -	$ -	$ -	$ -
2961	T680001586	369.0	$ -	$ -	$ -	$ -	$ -	$ -	$ -	$ -	$ -	$ -	$ -	$ -	$ -
2962	T624001587	367.1	$ -	$ -	$ -	$ -	$ -	$ -	$ -	$ -	$ -	$ -	$ -	$ -	$ -
2963	T624001587	368.0	$ -	$ -	$ -	$ -	$ -	$ -	$ -	$ -	$ -	$ -	$ -	$ -	$ -
2964	T624001587	369.0	$ -	$ -	$ -	$ -	$ -	$ -	$ -	$ -	$ -	$ -	$ -	$ -	$ -
2965	662001588	390.0	$ -	$ -	$ -	$ -	$ -	$ -	$ -	$ -	$ -	$ -	$ -	$ -	$ -
2966	T660001589	367.1	$ -	$ -	$ -	$ -	$ -	$ -	$ -	$ -	$ -	$ -	$ -	$ -	$ -
2967	T660001589	368.0	$ -	$ -	$ -	$ -	$ -	$ -	$ -	$ -	$ -	$ -	$ -	$ -	$ -
2968	T660001589	369.0	$ -	$ -	$ -	$ -	$ -	$ -	$ -	$ -	$ -	$ -	$ -	$ -	$ -
2969	T680001590	367.1	$ -	$ -	$ -	$ -	$ -	$ -	$ -	$ -	$ -	$ -	$ -	$ -	$ -
2970	T680001590	368.0	$ -	$ -	$ -	$ -	$ -	$ -	$ -	$ -	$ -	$ -	$ -	$ -	$ -
2971	T680001590	369.0	$ -	$ -	$ -	$ -	$ -	$ -	$ -	$ -	$ -	$ -	$ -	$ -	$ -
2972	T601001591	368.0	$ -	$ -	$ -	$ -	$ -	$ -	$ -	$ -	$ -	$ -	$ -	$ -	$ -
2973	T601001591	369.0	$ -	$ -	$ -	$ -	$ -	$ -	$ -	$ -	$ -	$ -	$ -	$ -	$ -
2974	T680001592	368.0	$ -	$ -	$ -	$ -	$ -	$ -	$ -	$ -	$ -	$ -	$ -	$ -	$ -
2975	T680001592	369.0	$ -	$ -	$ -	$ -	$ -	$ -	$ -	$ -	$ -	$ -	$ -	$ -	$ -
2976	T660001593	367.1	$ -	$ -	$ -	$ -	$ -	$ -	$ -	$ -	$ -	$ -	$ -	$ -	$ -
2977	T660001593	368.0	$ -	$ -	$ -	$ -	$ -	$ -	$ -	$ -	$ -	$ -	$ -	$ -	$ -
2978	T660001593	369.0	$ -	$ -	$ -	$ -	$ -	$ -	$ -	$ -	$ -	$ -	$ -	$ -	$ -
2979	T601001594	369.0	$ -	$ -	$ -	$ -	$ -	$ -	$ -	$ -	$ -	$ -	$ 11	$ 23	$ 34
2980	T601001595	368.0	$ -	$ -	$ -	$ -	$ -	$ -	$ -	$ -	$ -	$ -	$ 2	$ 4	$ 7
2981	T601001595	369.0	$ -	$ -	$ -	$ -	$ -	$ -	$ -	$ -	$ -	$ -	$ 9	$ 18	$ 27
2982	T624001596	367.1	$ -	$ -	$ -	$ -	$ -	$ -	$ -	$ -	$ -	$ -	$ -	$ -	$ -
2983	T624001596	368.0	$ -	$ -	$ -	$ -	$ -	$ -	$ -	$ -	$ -	$ -	$ -	$ -	$ -
2984	T624001596	369.0	$ -	$ -	$ -	$ -	$ -	$ -	$ -	$ -	$ -	$ -	$ -	$ -	$ -
2985	T680001597	367.1	$ -	$ -	$ -	$ -	$ -	$ -	$ -	$ -	$ -	$ -	$ -	$ -	$ -
2986	T680001597	368.0	$ -	$ -	$ -	$ -	$ -	$ -	$ -	$ -	$ -	$ -	$ -	$ -	$ -
2987	T680001597	369.0	$ -	$ -	$ -	$ -	$ -	$ -	$ -	$ -	$ -	$ -	$ -	$ -	$ -
2988	T624001598	367.1	$ -	$ -	$ -	$ -	$ -	$ -	$ -	$ -	$ -	$ -	$ -	$ -	$ -
2989	T624001598	368.0	$ -	$ -	$ -	$ -	$ -	$ -	$ -	$ -	$ -	$ -	$ -	$ -	$ -
2990	T624001598	369.0	$ -	$ -	$ -	$ -	$ -	$ -	$ -	$ -	$ -	$ -	$ -	$ -	$ -
2991	601001599	376.1	$ -	$ -	$ -	$ -	$ -	$ -	$ -	$ -	$ -	$ -	$ -	$ -	$ -
2992	601001599	376.2	$ -	$ -	$ -	$ -	$ -	$ -	$ -	$ -	$ -	$ -	$ -	$ -	$ -
2993	601001599	376.4	$ -	$ -	$ -	$ -	$ -	$ -	$ -	$ -	$ -	$ -	$ -	$ -	$ -

Sponsored by NMGC Witness Erik C. Buchanan

WP Plant 6 Accum Res Balances

NEW MEXICO GAS COMPANY, INC.

Accumulated Reserve Account
Base Period - 12 Months Ending March 31, 2023
Future Test Year - 12 Months Ending September 30, 2025

	A	B	P	Q	R	S	T	U	V	W	X	Y	Z	AA	AB
1															
2			Balance	Balance	Balance	Balance	Balance	Balance	Balance	Balance	Balance	Balance	Balance	Balance	Balance
3	Investment Number / Beginning Balance	FERC Account	4/30/2024	5/31/2024	6/30/2024	7/31/2024	8/31/2024	9/30/2024	10/31/2024	11/30/2024	12/31/2024	1/31/2025	2/28/2025	3/31/2025	4/30/2025
2948	T624001582	368.0	$ -	$ -	$ -	$ -	$ -	$ -	$ -	$ -	$ -	$ -	$ -	$ -	$ -
2949	T624001582	369.0	$ -	$ -	$ -	$ -	$ -	$ -	$ -	$ -	$ -	$ -	$ -	$ -	$ -
2950	T624001583	367.1	$ -	$ -	$ -	$ -	$ -	$ -	$ -	$ -	$ 466	$ 931	$ 1,397	$ 1,862	$ 2,328
2951	T624001583	368.0	$ -	$ -	$ -	$ -	$ -	$ -	$ -	$ -	$ 89	$ 179	$ 268	$ 357	$ 447
2952	T624001583	369.0	$ -	$ -	$ -	$ -	$ -	$ -	$ -	$ -	$ 185	$ 369	$ 554	$ 739	$ 923
2953	T624001584	367.1	$ -	$ -	$ -	$ -	$ -	$ -	$ -	$ -	$ -	$ -	$ -	$ -	$ -
2954	T624001584	368.0	$ -	$ -	$ -	$ -	$ -	$ -	$ -	$ -	$ -	$ -	$ -	$ -	$ -
2955	T624001584	369.0	$ -	$ -	$ -	$ -	$ -	$ -	$ -	$ -	$ -	$ -	$ -	$ -	$ -
2956	T624001585	367.1	$ -	$ -	$ -	$ -	$ -	$ -	$ -	$ -	$ -	$ -	$ -	$ -	$ -
2957	T624001585	368.0	$ -	$ -	$ -	$ -	$ -	$ -	$ -	$ -	$ -	$ -	$ -	$ -	$ -
2958	T624001585	369.0	$ -	$ -	$ -	$ -	$ -	$ -	$ -	$ -	$ -	$ -	$ -	$ -	$ -
2959	T680001586	367.1	$ -	$ -	$ -	$ -	$ -	$ -	$ -	$ -	$ -	$ -	$ -	$ -	$ -
2960	T680001586	368.0	$ -	$ -	$ -	$ -	$ -	$ -	$ -	$ -	$ -	$ -	$ -	$ -	$ -
2961	T680001586	369.0	$ -	$ -	$ -	$ -	$ -	$ -	$ -	$ -	$ -	$ -	$ -	$ -	$ -
2962	T624001587	367.1	$ -	$ -	$ -	$ -	$ -	$ -	$ -	$ -	$ -	$ -	$ -	$ -	$ -
2963	T624001587	368.0	$ -	$ -	$ -	$ -	$ -	$ -	$ -	$ -	$ -	$ -	$ -	$ -	$ -
2964	T624001587	369.0	$ -	$ -	$ -	$ -	$ -	$ -	$ -	$ -	$ -	$ -	$ -	$ -	$ -
2965	662001588	390.0	$ -	$ -	$ -	$ -	$ 3,572	$ 7,144	$ 10,717	$ 14,289	$ 17,861	$ 21,433	$ 25,006	$ 28,578	$ 32,150
2966	T660001589	367.1	$ -	$ -	$ -	$ -	$ -	$ -	$ -	$ -	$ -	$ -	$ -	$ -	$ -
2967	T660001589	368.0	$ -	$ -	$ -	$ -	$ -	$ -	$ -	$ -	$ -	$ -	$ -	$ -	$ -
2968	T660001589	369.0	$ -	$ -	$ -	$ -	$ -	$ -	$ -	$ -	$ -	$ -	$ -	$ -	$ -
2969	T680001590	367.1	$ -	$ -	$ -	$ -	$ -	$ -	$ -	$ -	$ -	$ -	$ -	$ -	$ -
2970	T680001590	368.0	$ -	$ -	$ -	$ -	$ -	$ -	$ -	$ -	$ -	$ -	$ -	$ -	$ -
2971	T680001590	369.0	$ -	$ -	$ -	$ -	$ -	$ -	$ -	$ -	$ -	$ -	$ -	$ -	$ -
2972	T601001591	368.0	$ -	$ -	$ -	$ -	$ -	$ -	$ -	$ -	$ -	$ -	$ -	$ -	$ -
2973	T601001591	369.0	$ -	$ -	$ -	$ -	$ -	$ -	$ -	$ -	$ -	$ -	$ -	$ -	$ -
2974	T680001592	368.0	$ -	$ -	$ -	$ -	$ -	$ -	$ -	$ -	$ -	$ -	$ -	$ -	$ -
2975	T680001592	369.0	$ -	$ -	$ -	$ -	$ -	$ -	$ -	$ -	$ -	$ -	$ -	$ -	$ -
2976	T660001593	367.1	$ -	$ -	$ -	$ -	$ -	$ -	$ -	$ -	$ -	$ -	$ -	$ -	$ -
2977	T660001593	368.0	$ -	$ -	$ -	$ -	$ -	$ -	$ -	$ -	$ -	$ -	$ -	$ -	$ -
2978	T660001593	369.0	$ -	$ -	$ -	$ -	$ -	$ -	$ -	$ -	$ -	$ -	$ -	$ -	$ -
2979	T601001594	369.0	$ 173	$ 312	$ 452	$ 784	$ 1,116	$ 1,448	$ 1,975	$ 2,501	$ 3,028	$ 3,815	$ 4,603	$ 5,391	$ 6,304
2980	T601001595	368.0	$ 9	$ 11	$ 13	$ 15	$ 18	$ 20	$ 22	$ 24	$ 26	$ 163	$ 300	$ 437	$ 573
2981	T601001595	369.0	$ 36	$ 45	$ 54	$ 63	$ 72	$ 82	$ 91	$ 100	$ 109	$ 674	$ 1,239	$ 1,804	$ 2,370
2982	T624001596	367.1	$ -	$ -	$ -	$ -	$ -	$ -	$ -	$ -	$ -	$ -	$ -	$ -	$ -
2983	T624001596	368.0	$ -	$ -	$ -	$ -	$ -	$ -	$ -	$ -	$ -	$ -	$ -	$ -	$ -
2984	T624001596	369.0	$ -	$ -	$ -	$ -	$ -	$ -	$ -	$ -	$ -	$ -	$ -	$ -	$ -
2985	T680001597	367.1	$ -	$ -	$ -	$ -	$ -	$ -	$ -	$ -	$ -	$ -	$ -	$ -	$ -
2986	T680001597	368.0	$ -	$ -	$ -	$ -	$ -	$ -	$ -	$ -	$ -	$ -	$ -	$ -	$ -
2987	T680001597	369.0	$ -	$ -	$ -	$ -	$ -	$ -	$ -	$ -	$ -	$ -	$ -	$ -	$ -
2988	T624001598	367.1	$ -	$ -	$ -	$ -	$ -	$ -	$ -	$ -	$ -	$ -	$ -	$ -	$ -
2989	T624001598	368.0	$ -	$ -	$ -	$ -	$ -	$ -	$ -	$ -	$ -	$ -	$ -	$ -	$ -
2990	T624001598	369.0	$ -	$ -	$ -	$ -	$ -	$ -	$ -	$ -	$ -	$ -	$ -	$ -	$ -
2991	601001599	376.1	$ -	$ -	$ -	$ -	$ -	$ -	$ -	$ -	$ -	$ -	$ -	$ -	$ -
2992	601001599	376.2	$ -	$ -	$ -	$ -	$ -	$ -	$ -	$ -	$ -	$ -	$ -	$ -	$ -
2993	601001599	376.4	$ -	$ -	$ -	$ -	$ -	$ -	$ -	$ -	$ -	$ -	$ -	$ -	$ -

Sponsored by NMGC Witness Erik C. Buchanan

WP Plant 6 Accum Res Balances

NEW MEXICO GAS COMPANY, INC.

Accumulated Reserve Account
Base Period - 12 Months Ending March 31, 2023
Future Test Year - 12 Months Ending September 30, 2025

	A	B	AC	AD	AE	AF	AG
1							
2			Balance	Balance	Balance	Balance	Balance
3	Investment Number / Beginning Balance	FERC Account	**5/31/2025**	**6/30/2025**	**7/31/2025**	**8/31/2025**	**9/30/2025**
2948	T624001582	368.0	$ -	$ -	$ -	$ -	$ -
2949	T624001582	369.0	$ -	$ -	$ -	$ -	$ -
2950	T624001583	367.1	$ 2,794	$ 3,259	$ 3,725	$ 4,190	$ 4,656
2951	T624001583	368.0	$ 536	$ 625	$ 715	$ 804	$ 894
2952	T624001583	369.0	$ 1,108	$ 1,293	$ 1,477	$ 1,662	$ 1,847
2953	T624001584	367.1	$ -	$ -	$ -	$ -	$ -
2954	T624001584	368.0	$ -	$ -	$ -	$ -	$ -
2955	T624001584	369.0	$ -	$ -	$ -	$ -	$ -
2956	T624001585	367.1	$ -	$ -	$ -	$ -	$ -
2957	T624001585	368.0	$ -	$ -	$ -	$ -	$ -
2958	T624001585	369.0	$ -	$ -	$ -	$ -	$ -
2959	T680001586	367.1	$ -	$ -	$ -	$ -	$ -
2960	T680001586	368.0	$ -	$ -	$ -	$ -	$ -
2961	T680001586	369.0	$ -	$ -	$ -	$ -	$ -
2962	T624001587	367.1	$ -	$ -	$ -	$ -	$ -
2963	T624001587	368.0	$ -	$ -	$ -	$ -	$ -
2964	T624001587	369.0	$ -	$ -	$ -	$ -	$ -
2965	662001588	390.0	$ 35,722	$ 39,294	$ 42,867	$ 46,439	$ 50,011
2966	T660001589	367.1	$ -	$ -	$ -	$ -	$ -
2967	T660001589	368.0	$ -	$ -	$ -	$ -	$ -
2968	T660001589	369.0	$ -	$ -	$ -	$ -	$ -
2969	T680001590	367.1	$ -	$ -	$ -	$ -	$ -
2970	T680001590	368.0	$ -	$ -	$ -	$ -	$ -
2971	T680001590	369.0	$ -	$ -	$ -	$ -	$ -
2972	T601001591	368.0	$ -	$ -	$ -	$ -	$ -
2973	T601001591	369.0	$ -	$ -	$ -	$ -	$ -
2974	T680001592	368.0	$ -	$ -	$ -	$ -	$ -
2975	T680001592	369.0	$ -	$ -	$ -	$ -	$ -
2976	T660001593	367.1	$ -	$ -	$ -	$ -	$ -
2977	T660001593	368.0	$ -	$ -	$ -	$ -	$ -
2978	T660001593	369.0	$ -	$ -	$ -	$ -	$ -
2979	T601001594	369.0	$ 7,217	$ 8,131	$ 9,234	$ 10,337	$ 11,440
2980	T601001595	368.0	$ 710	$ 847	$ 983	$ 1,120	$ 1,257
2981	T601001595	369.0	$ 2,935	$ 3,500	$ 4,065	$ 4,630	$ 5,196
2982	T624001596	367.1	$ -	$ -	$ -	$ -	$ 2,779
2983	T624001596	368.0	$ -	$ -	$ -	$ -	$ 533
2984	T624001596	369.0	$ -	$ -	$ -	$ -	$ 1,102
2985	T680001597	367.1	$ -	$ -	$ -	$ -	$ -
2986	T680001597	368.0	$ -	$ -	$ -	$ -	$ -
2987	T680001597	369.0	$ -	$ -	$ -	$ -	$ -
2988	T624001598	367.1	$ -	$ -	$ -	$ -	$ -
2989	T624001598	368.0	$ -	$ -	$ -	$ -	$ -
2990	T624001598	369.0	$ -	$ -	$ -	$ -	$ -
2991	601001599	376.1	$ -	$ -	$ -	$ -	$ -
2992	601001599	376.2	$ -	$ -	$ -	$ -	$ -
2993	601001599	376.4	$ -	$ -	$ -	$ -	$ -

Sponsored by NMGC Witness Erik C. Buchanan

WP Plant 6 Accum Res Balances

NEW MEXICO GAS COMPANY, INC.

Accumulated Reserve Account
Base Period - 12 Months Ending March 31, 2023
Future Test Year - 12 Months Ending September 30, 2025

	A	B	C	D	E	F	G	H	I	J	K	L	M	N	O
1			Adjusted Base Period												
2			Balance	Balance	Balance	Balance	Balance	Balance	Balance	Balance	Balance	Balance	Balance	Balance	Balance
3	Investment Number / Beginning Balance	FERC Account	**3/31/2023**	**4/30/2023**	**5/31/2023**	**6/30/2023**	**7/31/2023**	**8/31/2023**	**9/30/2023**	**10/31/2023**	**11/30/2023**	**12/31/2023**	**1/31/2024**	**2/29/2024**	**3/31/2024**
2994	610001600	390.0	$ -	$ -	$ -	$ -	$ -	$ -	$ -	$ -	$ -	$ -	$ -	$ -	$ -
2995	T624001601	367.1	$ -	$ -	$ -	$ -	$ -	$ -	$ -	$ -	$ -	$ -	$ -	$ -	$ -
2996	T624001601	368.0	$ -	$ -	$ -	$ -	$ -	$ -	$ -	$ -	$ -	$ -	$ -	$ -	$ -
2997	T624001601	369.0	$ -	$ -	$ -	$ -	$ -	$ -	$ -	$ -	$ -	$ -	$ -	$ -	$ -
2998	T601001602	367.1	$ -	$ -	$ -	$ -	$ -	$ -	$ -	$ -	$ -	$ -	$ -	$ -	$ -
2999	T601001602	368.0	$ -	$ -	$ -	$ -	$ -	$ -	$ -	$ -	$ -	$ -	$ -	$ -	$ -
3000	T601001602	369.0	$ -	$ -	$ -	$ -	$ -	$ -	$ -	$ -	$ -	$ -	$ -	$ -	$ -
3001	625001603	376.1	$ -	$ -	$ -	$ -	$ -	$ -	$ -	$ -	$ -	$ -	$ -	$ -	$ -
3002	625001603	376.2	$ -	$ -	$ -	$ -	$ -	$ -	$ -	$ -	$ -	$ -	$ -	$ -	$ -
3003	625001603	376.4	$ -	$ -	$ -	$ -	$ -	$ -	$ -	$ -	$ -	$ -	$ -	$ -	$ -
3004	625001603	380.0	$ -	$ -	$ -	$ -	$ -	$ -	$ -	$ -	$ -	$ -	$ -	$ -	$ -
3005	625001604	376.1	$ -	$ -	$ 0	$ 0	$ 0	$ 0	$ 0	$ 0	$ 0	$ 0	$ 0	$ 0	$ 0
3006	625001604	376.2	$ -	$ -	$ 0	$ 0	$ 0	$ 0	$ 0	$ 0	$ 0	$ 0	$ 0	$ 0	$ 0
3007	625001604	376.4	$ -	$ -	$ 0	$ 0	$ 0	$ 0	$ 0	$ 0	$ 0	$ 0	$ 0	$ 0	$ 0
3008	625001604	380.0	$ -	$ -	$ 0	$ 0	$ 0	$ 0	$ 0	$ 0	$ 0	$ 0	$ 0	$ 0	$ 0
3009	620001605	376.1	$ -	$ -	$ -	$ -	$ -	$ -	$ -	$ -	$ -	$ -	$ -	$ -	$ -
3010	620001605	376.2	$ -	$ -	$ -	$ -	$ -	$ -	$ -	$ -	$ -	$ -	$ -	$ -	$ -
3011	620001605	376.4	$ -	$ -	$ -	$ -	$ -	$ -	$ -	$ -	$ -	$ -	$ -	$ -	$ -
3012	620001605	380.0	$ -	$ -	$ -	$ -	$ -	$ -	$ -	$ -	$ -	$ -	$ -	$ -	$ -
3013	627001606	376.1	$ -	$ -	$ -	$ -	$ -	$ -	$ -	$ -	$ -	$ -	$ -	$ -	$ -
3014	627001606	376.2	$ -	$ -	$ -	$ -	$ -	$ -	$ -	$ -	$ -	$ -	$ -	$ -	$ -
3015	627001606	376.4	$ -	$ -	$ -	$ -	$ -	$ -	$ -	$ -	$ -	$ -	$ -	$ -	$ -
3016	627001606	380.0	$ -	$ -	$ -	$ -	$ -	$ -	$ -	$ -	$ -	$ -	$ -	$ -	$ -
3017	627001607	376.1	$ -	$ -	$ -	$ -	$ -	$ -	$ -	$ -	$ -	$ -	$ -	$ -	$ -
3018	627001607	376.2	$ -	$ -	$ -	$ -	$ -	$ -	$ -	$ -	$ -	$ -	$ -	$ -	$ -
3019	627001607	376.4	$ -	$ -	$ -	$ -	$ -	$ -	$ -	$ -	$ -	$ -	$ -	$ -	$ -
3020	627001607	380.0	$ -	$ -	$ -	$ -	$ -	$ -	$ -	$ -	$ -	$ -	$ -	$ -	$ -
3021	610001608	376.1	$ -	$ -	$ -	$ -	$ -	$ -	$ -	$ -	$ -	$ -	$ -	$ -	$ -
3022	610001608	376.2	$ -	$ -	$ -	$ -	$ -	$ -	$ -	$ -	$ -	$ -	$ -	$ -	$ -
3023	610001608	376.4	$ -	$ -	$ -	$ -	$ -	$ -	$ -	$ -	$ -	$ -	$ -	$ -	$ -
3024	610001608	380.0	$ -	$ -	$ -	$ -	$ -	$ -	$ -	$ -	$ -	$ -	$ -	$ -	$ -
3025	610001609	391.2	$ -	$ -	$ -	$ -	$ -	$ -	$ -	$ -	$ -	$ -	$ -	$ -	$ -
3026	610001609	397.0	$ -	$ -	$ -	$ -	$ -	$ -	$ -	$ -	$ -	$ -	$ -	$ -	$ -
3027	610001609	398.0	$ -	$ -	$ -	$ -	$ -	$ -	$ -	$ -	$ -	$ -	$ -	$ -	$ -
3028	T610001610	367.1	$ -	$ -	$ -	$ -	$ -	$ -	$ -	$ -	$ -	$ -	$ -	$ -	$ -
3029	T610001610	368.0	$ -	$ -	$ -	$ -	$ -	$ -	$ -	$ -	$ -	$ -	$ -	$ -	$ -
3030	T610001610	369.0	$ -	$ -	$ -	$ -	$ -	$ -	$ -	$ -	$ -	$ -	$ -	$ -	$ -
3031	T624001611	367.1	$ -	$ -	$ -	$ -	$ -	$ -	$ -	$ -	$ -	$ -	$ -	$ -	$ -
3032	T624001611	368.0	$ -	$ -	$ -	$ -	$ -	$ -	$ -	$ -	$ -	$ -	$ -	$ -	$ -
3033	T624001611	369.0	$ -	$ -	$ -	$ -	$ -	$ -	$ -	$ -	$ -	$ -	$ -	$ -	$ -
3034	601001612	303.3	$ -	$ -	$ -	$ -	$ -	$ -	$ -	$ -	$ -	$ -	$ -	$ -	$ -
3035	T680001613	367.1	$ -	$ -	$ -	$ -	$ -	$ -	$ -	$ -	$ -	$ -	$ -	$ -	$ -
3036	T680001614	367.1	$ -	$ -	$ -	$ -	$ -	$ -	$ -	$ -	$ -	$ -	$ -	$ -	$ -
3037	601001615	367.1	$ -	$ -	$ -	$ -	$ -	$ -	$ -	$ -	$ -	$ -	$ -	$ -	$ -
3038	601001615	368.0	$ -	$ -	$ -	$ -	$ -	$ -	$ -	$ -	$ -	$ -	$ -	$ -	$ -
3039	601001615	369.0	$ -	$ -	$ -	$ -	$ -	$ -	$ -	$ -	$ -	$ -	$ -	$ -	$ -

Sponsored by NMGC Witness Erik C. Buchanan

WP Plant 6 Accum Res Balances

NEW MEXICO GAS COMPANY, INC.

Accumulated Reserve Account
Base Period - 12 Months Ending March 31, 2023
Future Test Year - 12 Months Ending September 30, 2025

	A	B	P	Q	R	S	T	U	V	W	X	Y	Z	AA	AB
1															
2			Balance	Balance	Balance	Balance	Balance	Balance	Balance	Balance	Balance	Balance	Balance	Balance	Balance
3	Investment Number / Beginning Balance	FERC Account	4/30/2024	5/31/2024	6/30/2024	7/31/2024	8/31/2024	9/30/2024	10/31/2024	11/30/2024	12/31/2024	1/31/2025	2/28/2025	3/31/2025	4/30/2025
2994	610001600	390.0	$ -	$ -	$ -	$ -	$ -	$ -	$ -	$ -	$ -	$ -	$ -	$ -	$ -
2995	T624001601	367.1	$ -	$ -	$ -	$ -	$ -	$ -	$ -	$ -	$ -	$ -	$ -	$ -	$ -
2996	T624001601	368.0	$ -	$ -	$ -	$ -	$ -	$ -	$ -	$ -	$ -	$ -	$ -	$ -	$ -
2997	T624001601	369.0	$ -	$ -	$ -	$ -	$ -	$ -	$ -	$ -	$ -	$ -	$ -	$ -	$ -
2998	T601001602	367.1	$ -	$ -	$ -	$ -	$ -	$ -	$ -	$ -	$ -	$ -	$ -	$ -	$ -
2999	T601001602	368.0	$ -	$ -	$ -	$ -	$ -	$ -	$ -	$ -	$ -	$ -	$ -	$ -	$ -
3000	T601001602	369.0	$ -	$ -	$ -	$ -	$ -	$ -	$ -	$ -	$ -	$ -	$ -	$ -	$ -
3001	625001603	376.1	$ -	$ -	$ -	$ -	$ -	$ -	$ -	$ -	$ -	$ -	$ -	$ -	$ -
3002	625001603	376.2	$ -	$ -	$ -	$ -	$ -	$ -	$ -	$ -	$ -	$ -	$ -	$ -	$ -
3003	625001603	376.4	$ -	$ -	$ -	$ -	$ -	$ -	$ -	$ -	$ -	$ -	$ -	$ -	$ -
3004	625001603	380.0	$ -	$ -	$ -	$ -	$ -	$ -	$ -	$ -	$ -	$ -	$ -	$ -	$ -
3005	625001604	376.1	$ 0	$ 0	$ 0	$ 0	$ 0	$ 0	$ 0	$ 0	$ 0	$ 0	$ 0	$ 0	$ 0
3006	625001604	376.2	$ 0	$ 1	$ 1	$ 1	$ 1	$ 1	$ 1	$ 1	$ 1	$ 1	$ 1	$ 1	$ 1
3007	625001604	376.4	$ 0	$ 0	$ 0	$ 0	$ 0	$ 0	$ 0	$ 0	$ 0	$ 0	$ 0	$ 0	$ 0
3008	625001604	380.0	$ 0	$ 0	$ 0	$ 0	$ 0	$ 0	$ 0	$ 0	$ 0	$ 0	$ 0	$ 0	$ 0
3009	620001605	376.1	$ -	$ -	$ -	$ -	$ -	$ -	$ -	$ -	$ 509	$ 1,019	$ 1,528	$ 2,038	$ 2,547
3010	620001605	376.2	$ -	$ -	$ -	$ -	$ -	$ -	$ -	$ -	$ 3,429	$ 6,859	$ 10,288	$ 13,717	$ 17,147
3011	620001605	376.4	$ -	$ -	$ -	$ -	$ -	$ -	$ -	$ -	$ 435	$ 870	$ 1,305	$ 1,740	$ 2,175
3012	620001605	380.0	$ -	$ -	$ -	$ -	$ -	$ -	$ -	$ -	$ 699	$ 1,399	$ 2,098	$ 2,798	$ 3,497
3013	627001606	376.1	$ -	$ -	$ -	$ -	$ -	$ -	$ -	$ -	$ -	$ -	$ -	$ -	$ -
3014	627001606	376.2	$ -	$ -	$ -	$ -	$ -	$ -	$ -	$ -	$ -	$ -	$ -	$ -	$ -
3015	627001606	376.4	$ -	$ -	$ -	$ -	$ -	$ -	$ -	$ -	$ -	$ -	$ -	$ -	$ -
3016	627001606	380.0	$ -	$ -	$ -	$ -	$ -	$ -	$ -	$ -	$ -	$ -	$ -	$ -	$ -
3017	627001607	376.1	$ -	$ -	$ -	$ -	$ -	$ -	$ -	$ -	$ -	$ -	$ -	$ -	$ -
3018	627001607	376.2	$ -	$ -	$ -	$ -	$ -	$ -	$ -	$ -	$ -	$ -	$ -	$ -	$ -
3019	627001607	376.4	$ -	$ -	$ -	$ -	$ -	$ -	$ -	$ -	$ -	$ -	$ -	$ -	$ -
3020	627001607	380.0	$ -	$ -	$ -	$ -	$ -	$ -	$ -	$ -	$ -	$ -	$ -	$ -	$ -
3021	610001608	376.1	$ -	$ -	$ -	$ -	$ -	$ -	$ -	$ -	$ -	$ -	$ -	$ -	$ -
3022	610001608	376.2	$ -	$ -	$ -	$ -	$ -	$ -	$ -	$ -	$ -	$ -	$ -	$ -	$ -
3023	610001608	376.4	$ -	$ -	$ -	$ -	$ -	$ -	$ -	$ -	$ -	$ -	$ -	$ -	$ -
3024	610001608	380.0	$ -	$ -	$ -	$ -	$ -	$ -	$ -	$ -	$ -	$ -	$ -	$ -	$ -
3025	610001609	391.2	$ -	$ -	$ -	$ -	$ -	$ -	$ -	$ -	$ -	$ -	$ -	$ -	$ -
3026	610001609	397.0	$ -	$ -	$ -	$ -	$ -	$ -	$ -	$ -	$ -	$ -	$ -	$ -	$ -
3027	610001609	398.0	$ -	$ -	$ -	$ -	$ -	$ -	$ -	$ -	$ -	$ -	$ -	$ -	$ -
3028	T610001610	367.1	$ -	$ -	$ -	$ -	$ -	$ -	$ -	$ -	$ -	$ -	$ -	$ -	$ -
3029	T610001610	368.0	$ -	$ -	$ -	$ -	$ -	$ -	$ -	$ -	$ -	$ -	$ -	$ -	$ -
3030	T610001610	369.0	$ -	$ -	$ -	$ -	$ -	$ -	$ -	$ -	$ -	$ -	$ -	$ -	$ -
3031	T624001611	367.1	$ -	$ -	$ -	$ -	$ -	$ -	$ -	$ -	$ -	$ -	$ -	$ -	$ -
3032	T624001611	368.0	$ -	$ -	$ -	$ -	$ -	$ -	$ -	$ -	$ -	$ -	$ -	$ -	$ -
3033	T624001611	369.0	$ -	$ -	$ -	$ -	$ -	$ -	$ -	$ -	$ -	$ -	$ -	$ -	$ -
3034	601001612	303.3	$ -	$ -	$ -	$ -	$ -	$ -	$ -	$ -	$ -	$ -	$ -	$ -	$ -
3035	T680001613	367.1	$ -	$ -	$ -	$ -	$ -	$ -	$ -	$ -	$ -	$ -	$ -	$ -	$ -
3036	T680001614	367.1	$ -	$ -	$ -	$ -	$ -	$ -	$ -	$ -	$ -	$ -	$ -	$ -	$ -
3037	601001615	367.1	$ -	$ -	$ -	$ -	$ -	$ -	$ -	$ -	$ -	$ -	$ -	$ -	$ -
3038	601001615	368.0	$ -	$ -	$ -	$ -	$ -	$ -	$ -	$ -	$ -	$ -	$ -	$ -	$ -
3039	601001615	369.0	$ -	$ -	$ -	$ -	$ -	$ -	$ -	$ -	$ -	$ -	$ -	$ -	$ -

NEW MEXICO GAS COMPANY, INC.

Accumulated Reserve Account
Base Period - 12 Months Ending March 31, 2023
Future Test Year - 12 Months Ending September 30, 2025

	A	B	AC	AD	AE	AF	AG
1							
2			Balance	Balance	Balance	Balance	Balance
3	Investment Number / Beginning Balance	FERC Account	**5/31/2025**	**6/30/2025**	**7/31/2025**	**8/31/2025**	**9/30/2025**
2994	610001600	390.0	$ -	$ -	$ -	$ -	$ -
2995	T624001601	367.1	$ -	$ -	$ -	$ -	$ -
2996	T624001601	368.0	$ -	$ -	$ -	$ -	$ -
2997	T624001601	369.0	$ -	$ -	$ -	$ -	$ -
2998	T601001602	367.1	$ -	$ -	$ -	$ -	$ -
2999	T601001602	368.0	$ -	$ -	$ -	$ -	$ -
3000	T601001602	369.0	$ -	$ -	$ -	$ -	$ -
3001	625001603	376.1	$ -	$ -	$ -	$ -	$ -
3002	625001603	376.2	$ -	$ -	$ -	$ -	$ -
3003	625001603	376.4	$ -	$ -	$ -	$ -	$ -
3004	625001603	380.0	$ -	$ -	$ -	$ -	$ -
3005	625001604	376.1	$ 0	$ 0	$ 0	$ 0	$ 0
3006	625001604	376.2	$ 1	$ 1	$ 1	$ 1	$ 1
3007	625001604	376.4	$ 0	$ 0	$ 0	$ 0	$ 0
3008	625001604	380.0	$ 0	$ 0	$ 0	$ 0	$ 0
3009	620001605	376.1	$ 3,056	$ 3,566	$ 4,075	$ 4,585	$ 5,094
3010	620001605	376.2	$ 20,576	$ 24,006	$ 27,435	$ 30,864	$ 34,294
3011	620001605	376.4	$ 2,610	$ 3,045	$ 3,480	$ 3,915	$ 4,350
3012	620001605	380.0	$ 4,197	$ 4,896	$ 5,596	$ 6,295	$ 6,995
3013	627001606	376.1	$ -	$ -	$ -	$ -	$ -
3014	627001606	376.2	$ -	$ -	$ -	$ -	$ -
3015	627001606	376.4	$ -	$ -	$ -	$ -	$ -
3016	627001606	380.0	$ -	$ -	$ -	$ -	$ -
3017	627001607	376.1	$ -	$ -	$ -	$ -	$ -
3018	627001607	376.2	$ -	$ -	$ -	$ -	$ -
3019	627001607	376.4	$ -	$ -	$ -	$ -	$ -
3020	627001607	380.0	$ -	$ -	$ -	$ -	$ -
3021	610001608	376.1	$ -	$ -	$ -	$ -	$ -
3022	610001608	376.2	$ -	$ -	$ -	$ -	$ -
3023	610001608	376.4	$ -	$ -	$ -	$ -	$ -
3024	610001608	380.0	$ -	$ -	$ -	$ -	$ -
3025	610001609	391.2	$ -	$ -	$ -	$ -	$ -
3026	610001609	397.0	$ -	$ -	$ -	$ -	$ -
3027	610001609	398.0	$ -	$ -	$ -	$ -	$ -
3028	T610001610	367.1	$ -	$ -	$ -	$ -	$ -
3029	T610001610	368.0	$ -	$ -	$ -	$ -	$ -
3030	T610001610	369.0	$ -	$ -	$ -	$ -	$ -
3031	T624001611	367.1	$ -	$ -	$ -	$ -	$ -
3032	T624001611	368.0	$ -	$ -	$ -	$ -	$ -
3033	T624001611	369.0	$ -	$ -	$ -	$ -	$ -
3034	601001612	303.3	$ -	$ -	$ -	$ -	$ -
3035	T680001613	367.1	$ -	$ -	$ -	$ -	$ -
3036	T680001614	367.1	$ -	$ -	$ -	$ -	$ -
3037	601001615	367.1	$ -	$ -	$ -	$ -	$ -
3038	601001615	368.0	$ -	$ -	$ -	$ -	$ -
3039	601001615	369.0	$ -	$ -	$ -	$ -	$ -

Sponsored by NMGC Witness Erik C. Buchanan

WP Plant 6 Accum Res Balances

NEW MEXICO GAS COMPANY, INC.

Accumulated Reserve Account
Base Period - 12 Months Ending March 31, 2023
Future Test Year - 12 Months Ending September 30, 2025

	A	B	C	D	E	F	G	H	I	J	K	L	M	N	O
1			Adjusted Base Period												
2			Balance	Balance	Balance	Balance	Balance	Balance	Balance	Balance	Balance	Balance	Balance	Balance	Balance
3	Investment Number / Beginning Balance	FERC Account	**3/31/2023**	**4/30/2023**	**5/31/2023**	**6/30/2023**	**7/31/2023**	**8/31/2023**	**9/30/2023**	**10/31/2023**	**11/30/2023**	**12/31/2023**	**1/31/2024**	**2/29/2024**	**3/31/2024**
3040	610001616	376.1	$ -	$ -	$ -	$ -	$ -	$ -	$ -	$ -	$ -	$ -	$ -	$ -	$ -
3041	610001616	376.2	$ -	$ -	$ -	$ -	$ -	$ -	$ -	$ -	$ -	$ -	$ -	$ -	$ -
3042	610001616	376.4	$ -	$ -	$ -	$ -	$ -	$ -	$ -	$ -	$ -	$ -	$ -	$ -	$ -
3043	610001616	380.0	$ -	$ -	$ -	$ -	$ -	$ -	$ -	$ -	$ -	$ -	$ -	$ -	$ -
3044	T621001617	367.1	$ -	$ -	$ -	$ -	$ -	$ -	$ -	$ -	$ -	$ -	$ -	$ -	$ -
3045	T624001618	367.1	$ -	$ -	$ -	$ -	$ -	$ -	$ -	$ -	$ -	$ -	$ -	$ -	$ -
3046	622001619	376.1	$ -	$ -	$ -	$ -	$ -	$ -	$ -	$ -	$ -	$ -	$ -	$ -	$ -
3047	622001619	376.2	$ -	$ -	$ -	$ -	$ -	$ -	$ -	$ -	$ -	$ -	$ -	$ -	$ -
3048	622001619	376.4	$ -	$ -	$ -	$ -	$ -	$ -	$ -	$ -	$ -	$ -	$ -	$ -	$ -
3049	T626001620	367.1	$ -	$ -	$ -	$ -	$ -	$ -	$ -	$ -	$ -	$ -	$ -	$ -	$ -
3050	610001621	378.0	$ -	$ -	$ -	$ -	$ -	$ -	$ -	$ -	$ -	$ -	$ -	$ -	$ -
3051	610001621	385.0	$ -	$ -	$ -	$ -	$ -	$ -	$ -	$ -	$ -	$ -	$ -	$ -	$ -
3052	T601001622	367.1	$ -	$ -	$ -	$ -	$ -	$ -	$ -	$ -	$ -	$ -	$ -	$ -	$ -
3053	T601001622	368.0	$ -	$ -	$ -	$ -	$ -	$ -	$ -	$ -	$ -	$ -	$ -	$ -	$ -
3054	T601001622	369.0	$ -	$ -	$ -	$ -	$ -	$ -	$ -	$ -	$ -	$ -	$ -	$ -	$ -
3055	601001624	303.3	$ -	$ -	$ -	$ -	$ -	$ -	$ -	$ -	$ -	$ -	$ -	$ -	$ -
3056	610001625	376.1	$ -	$ -	$ -	$ -	$ -	$ -	$ -	$ -	$ -	$ -	$ -	$ -	$ -
3057	610001625	376.2	$ -	$ -	$ -	$ -	$ -	$ -	$ -	$ -	$ -	$ -	$ -	$ -	$ -
3058	610001625	376.4	$ -	$ -	$ -	$ -	$ -	$ -	$ -	$ -	$ -	$ -	$ -	$ -	$ -
3059	610001625	380.0	$ -	$ -	$ -	$ -	$ -	$ -	$ -	$ -	$ -	$ -	$ -	$ -	$ -
3060	T601001626	367.1	$ -	$ -	$ -	$ -	$ -	$ -	$ -	$ -	$ -	$ -	$ -	$ -	$ -
3061	T601001626	368.0	$ -	$ -	$ -	$ -	$ -	$ -	$ -	$ -	$ -	$ -	$ -	$ -	$ -
3062	T601001626	369.0	$ -	$ -	$ -	$ -	$ -	$ -	$ -	$ -	$ -	$ -	$ -	$ -	$ -
3063	660001627	390.0	$ -	$ -	$ -	$ -	$ -	$ -	$ -	$ -	$ -	$ -	$ -	$ -	$ -
3064	T624001628	369.0	$ -	$ -	$ -	$ -	$ -	$ -	$ -	$ -	$ -	$ -	$ -	$ -	$ -
3065	601001629	303.3	$ -	$ -	$ -	$ -	$ -	$ -	$ -	$ -	$ -	$ -	$ -	$ -	$ -
3066	T680001630	367.1	$ -	$ -	$ -	$ -	$ -	$ -	$ -	$ -	$ -	$ -	$ -	$ -	$ -
3067	T680001630	368.0	$ -	$ -	$ -	$ -	$ -	$ -	$ -	$ -	$ -	$ -	$ -	$ -	$ -
3068	T680001630	369.0	$ -	$ -	$ -	$ -	$ -	$ -	$ -	$ -	$ -	$ -	$ -	$ -	$ -
3069	T680001631	367.1	$ -	$ -	$ -	$ -	$ -	$ -	$ -	$ -	$ -	$ -	$ -	$ -	$ -
3070	T680001631	368.0	$ -	$ -	$ -	$ -	$ -	$ -	$ -	$ -	$ -	$ -	$ -	$ -	$ -
3071	T680001631	369.0	$ -	$ -	$ -	$ -	$ -	$ -	$ -	$ -	$ -	$ -	$ -	$ -	$ -
3072	T680001632	367.1	$ -	$ -	$ -	$ -	$ -	$ -	$ -	$ -	$ -	$ -	$ -	$ -	$ -
3073	T680001632	368.0	$ -	$ -	$ -	$ -	$ -	$ -	$ -	$ -	$ -	$ -	$ -	$ -	$ -
3074	T680001632	369.0	$ -	$ -	$ -	$ -	$ -	$ -	$ -	$ -	$ -	$ -	$ -	$ -	$ -
3075	T680001633	367.1	$ -	$ -	$ -	$ -	$ -	$ -	$ -	$ -	$ -	$ -	$ -	$ -	$ -
3076	T680001633	368.0	$ -	$ -	$ -	$ -	$ -	$ -	$ -	$ -	$ -	$ -	$ -	$ -	$ -
3077	T680001633	369.0	$ -	$ -	$ -	$ -	$ -	$ -	$ -	$ -	$ -	$ -	$ -	$ -	$ -
3078	T680001634	367.1	$ -	$ -	$ -	$ -	$ -	$ -	$ -	$ -	$ -	$ 1,460	$ 2,920	$ 4,380	$ 5,839
3079	T680001634	368.0	$ -	$ -	$ -	$ -	$ -	$ -	$ -	$ -	$ -	$ 280	$ 560	$ 840	$ 1,121
3080	T680001634	369.0	$ -	$ -	$ -	$ -	$ -	$ -	$ -	$ -	$ -	$ 579	$ 1,158	$ 1,737	$ 2,316
3081	611001635	376.1	$ -	$ -	$ -	$ -	$ -	$ -	$ -	$ -	$ -	$ -	$ -	$ -	$ -
3082	611001635	376.2	$ -	$ -	$ -	$ -	$ -	$ -	$ -	$ -	$ -	$ -	$ -	$ -	$ -
3083	611001635	376.4	$ -	$ -	$ -	$ -	$ -	$ -	$ -	$ -	$ -	$ -	$ -	$ -	$ -
3084	611001635	380.0	$ -	$ -	$ -	$ -	$ -	$ -	$ -	$ -	$ -	$ -	$ -	$ -	$ -
3085	T660001637	367.1	$ -	$ -	$ -	$ -	$ -	$ -	$ -	$ -	$ -	$ -	$ -	$ -	$ -

Sponsored by NMGC Witness Erik C. Buchanan

WP Plant 6 Accum Res Balances

NEW MEXICO GAS COMPANY, INC.

Accumulated Reserve Account
Base Period - 12 Months Ending March 31, 2023
Future Test Year - 12 Months Ending September 30, 2025

	A	B	P	Q	R	S	T	U	V	W	X	Y	Z	AA	AB
1															
2			Balance	Balance	Balance	Balance	Balance	Balance	Balance	Balance	Balance	Balance	Balance	Balance	Balance
3	Investment Number / Beginning Balance	FERC Account	4/30/2024	5/31/2024	6/30/2024	7/31/2024	8/31/2024	9/30/2024	10/31/2024	11/30/2024	12/31/2024	1/31/2025	2/28/2025	3/31/2025	4/30/2025
3040	610001616	376.1	$ -	$ -	$ -	$ -	$ -	$ -	$ -	$ -	$ -	$ -	$ -	$ -	$ -
3041	610001616	376.2	$ -	$ -	$ -	$ -	$ -	$ -	$ -	$ -	$ -	$ -	$ -	$ -	$ -
3042	610001616	376.4	$ -	$ -	$ -	$ -	$ -	$ -	$ -	$ -	$ -	$ -	$ -	$ -	$ -
3043	610001616	380.0	$ -	$ -	$ -	$ -	$ -	$ -	$ -	$ -	$ -	$ -	$ -	$ -	$ -
3044	T621001617	367.1	$ -	$ -	$ -	$ -	$ -	$ -	$ -	$ -	$ -	$ -	$ -	$ -	$ -
3045	T624001618	367.1	$ -	$ -	$ -	$ -	$ -	$ -	$ -	$ -	$ -	$ -	$ -	$ -	$ -
3046	622001619	376.1	$ -	$ -	$ -	$ -	$ -	$ -	$ -	$ -	$ -	$ -	$ -	$ -	$ -
3047	622001619	376.2	$ -	$ -	$ -	$ -	$ -	$ -	$ -	$ -	$ -	$ -	$ -	$ -	$ -
3048	622001619	376.4	$ -	$ -	$ -	$ -	$ -	$ -	$ -	$ -	$ -	$ -	$ -	$ -	$ -
3049	T626001620	367.1	$ -	$ -	$ -	$ -	$ -	$ -	$ -	$ -	$ -	$ -	$ -	$ -	$ -
3050	610001621	378.0	$ -	$ -	$ -	$ -	$ -	$ -	$ -	$ -	$ -	$ -	$ -	$ -	$ -
3051	610001621	385.0	$ -	$ -	$ -	$ -	$ -	$ -	$ -	$ -	$ -	$ -	$ -	$ -	$ -
3052	T601001622	367.1	$ -	$ -	$ -	$ -	$ -	$ -	$ -	$ -	$ -	$ -	$ -	$ -	$ -
3053	T601001622	368.0	$ -	$ -	$ -	$ -	$ -	$ -	$ -	$ -	$ -	$ -	$ -	$ -	$ -
3054	T601001622	369.0	$ -	$ -	$ -	$ -	$ -	$ -	$ -	$ -	$ -	$ -	$ -	$ -	$ -
3055	601001624	303.3	$ -	$ -	$ -	$ -	$ -	$ -	$ -	$ -	$ -	$ -	$ -	$ -	$ -
3056	610001625	376.1	$ -	$ -	$ -	$ -	$ -	$ -	$ -	$ -	$ -	$ -	$ -	$ -	$ -
3057	610001625	376.2	$ -	$ -	$ -	$ -	$ -	$ -	$ -	$ -	$ -	$ -	$ -	$ -	$ -
3058	610001625	376.4	$ -	$ -	$ -	$ -	$ -	$ -	$ -	$ -	$ -	$ -	$ -	$ -	$ -
3059	610001625	380.0	$ -	$ -	$ -	$ -	$ -	$ -	$ -	$ -	$ -	$ -	$ -	$ -	$ -
3060	T601001626	367.1	$ -	$ -	$ -	$ -	$ -	$ -	$ -	$ -	$ -	$ -	$ -	$ -	$ -
3061	T601001626	368.0	$ -	$ -	$ -	$ -	$ -	$ -	$ -	$ -	$ -	$ -	$ -	$ -	$ -
3062	T601001626	369.0	$ -	$ -	$ -	$ -	$ -	$ -	$ -	$ -	$ -	$ -	$ -	$ -	$ -
3063	660001627	390.0	$ -	$ -	$ -	$ -	$ -	$ -	$ -	$ -	$ -	$ -	$ -	$ -	$ -
3064	T624001628	369.0	$ -	$ -	$ -	$ -	$ -	$ -	$ -	$ -	$ -	$ -	$ -	$ -	$ -
3065	601001629	303.3	$ -	$ -	$ -	$ -	$ -	$ -	$ -	$ -	$ -	$ -	$ -	$ -	$ -
3066	T680001630	367.1	$ -	$ -	$ -	$ -	$ -	$ -	$ -	$ -	$ -	$ -	$ -	$ -	$ -
3067	T680001630	368.0	$ -	$ -	$ -	$ -	$ -	$ -	$ -	$ -	$ -	$ -	$ -	$ -	$ -
3068	T680001630	369.0	$ -	$ -	$ -	$ -	$ -	$ -	$ -	$ -	$ -	$ -	$ -	$ -	$ -
3069	T680001631	367.1	$ -	$ -	$ -	$ -	$ -	$ -	$ -	$ -	$ -	$ -	$ -	$ -	$ -
3070	T680001631	368.0	$ -	$ -	$ -	$ -	$ -	$ -	$ -	$ -	$ -	$ -	$ -	$ -	$ -
3071	T680001631	369.0	$ -	$ -	$ -	$ -	$ -	$ -	$ -	$ -	$ -	$ -	$ -	$ -	$ -
3072	T680001632	367.1	$ -	$ -	$ -	$ -	$ -	$ -	$ -	$ -	$ -	$ -	$ -	$ -	$ -
3073	T680001632	368.0	$ -	$ -	$ -	$ -	$ -	$ -	$ -	$ -	$ -	$ -	$ -	$ -	$ -
3074	T680001632	369.0	$ -	$ -	$ -	$ -	$ -	$ -	$ -	$ -	$ -	$ -	$ -	$ -	$ -
3075	T680001633	367.1	$ -	$ -	$ -	$ -	$ -	$ -	$ -	$ -	$ -	$ -	$ -	$ -	$ -
3076	T680001633	368.0	$ -	$ -	$ -	$ -	$ -	$ -	$ -	$ -	$ -	$ -	$ -	$ -	$ -
3077	T680001633	369.0	$ -	$ -	$ -	$ -	$ -	$ -	$ -	$ -	$ -	$ -	$ -	$ -	$ -
3078	T680001634	367.1	$ 7,299	$ 8,759	$ 10,219	$ 11,679	$ 13,139	$ 14,599	$ 16,059	$ 17,518	$ 18,978	$ 20,438	$ 21,898	$ 23,358	$ 24,818
3079	T680001634	368.0	$ 1,401	$ 1,681	$ 1,961	$ 2,241	$ 2,521	$ 2,802	$ 3,082	$ 3,362	$ 3,642	$ 3,922	$ 4,202	$ 4,483	$ 4,763
3080	T680001634	369.0	$ 2,895	$ 3,474	$ 4,053	$ 4,632	$ 5,211	$ 5,790	$ 6,369	$ 6,948	$ 7,527	$ 8,106	$ 8,685	$ 9,264	$ 9,843
3081	611001635	376.1	$ -	$ -	$ -	$ -	$ -	$ -	$ -	$ -	$ -	$ -	$ -	$ -	$ -
3082	611001635	376.2	$ -	$ -	$ -	$ -	$ -	$ -	$ -	$ -	$ -	$ -	$ -	$ -	$ -
3083	611001635	376.4	$ -	$ -	$ -	$ -	$ -	$ -	$ -	$ -	$ -	$ -	$ -	$ -	$ -
3084	611001635	380.0	$ -	$ -	$ -	$ -	$ -	$ -	$ -	$ -	$ -	$ -	$ -	$ -	$ -
3085	T660001637	367.1	$ -	$ -	$ -	$ -	$ -	$ -	$ -	$ -	$ -	$ -	$ -	$ -	$ -

Sponsored by NMGC Witness Erik C. Buchanan

WP Plant 6 Accum Res Balances

NEW MEXICO GAS COMPANY, INC.

Accumulated Reserve Account
Base Period - 12 Months Ending March 31, 2023
Future Test Year - 12 Months Ending September 30, 2025

	A	B	AC	AD	AE	AF	AG
1							
2			Balance	Balance	Balance	Balance	Balance
3	Investment Number / Beginning Balance	FERC Account	**5/31/2025**	**6/30/2025**	**7/31/2025**	**8/31/2025**	**9/30/2025**
3040	610001616	376.1	$ -	$ -	$ -	$ -	$ -
3041	610001616	376.2	$ -	$ -	$ -	$ -	$ -
3042	610001616	376.4	$ -	$ -	$ -	$ -	$ -
3043	610001616	380.0	$ -	$ -	$ -	$ -	$ -
3044	T621001617	367.1	$ -	$ -	$ -	$ -	$ -
3045	T624001618	367.1	$ -	$ -	$ -	$ -	$ -
3046	622001619	376.1	$ -	$ -	$ -	$ -	$ -
3047	622001619	376.2	$ -	$ -	$ -	$ -	$ -
3048	622001619	376.4	$ -	$ -	$ -	$ -	$ -
3049	T626001620	367.1	$ -	$ -	$ -	$ -	$ -
3050	610001621	378.0	$ -	$ -	$ -	$ -	$ -
3051	610001621	385.0	$ -	$ -	$ -	$ -	$ -
3052	T601001622	367.1	$ -	$ -	$ -	$ -	$ -
3053	T601001622	368.0	$ -	$ -	$ -	$ -	$ -
3054	T601001622	369.0	$ -	$ -	$ -	$ -	$ -
3055	601001624	303.3	$ -	$ -	$ -	$ -	$ -
3056	610001625	376.1	$ -	$ -	$ -	$ -	$ -
3057	610001625	376.2	$ -	$ -	$ -	$ -	$ -
3058	610001625	376.4	$ -	$ -	$ -	$ -	$ -
3059	610001625	380.0	$ -	$ -	$ -	$ -	$ -
3060	T601001626	367.1	$ -	$ -	$ -	$ -	$ -
3061	T601001626	368.0	$ -	$ -	$ -	$ -	$ -
3062	T601001626	369.0	$ -	$ -	$ -	$ -	$ -
3063	660001627	390.0	$ -	$ -	$ -	$ -	$ -
3064	T624001628	369.0	$ -	$ -	$ -	$ -	$ -
3065	601001629	303.3	$ -	$ -	$ -	$ -	$ -
3066	T680001630	367.1	$ -	$ -	$ -	$ -	$ -
3067	T680001630	368.0	$ -	$ -	$ -	$ -	$ -
3068	T680001630	369.0	$ -	$ -	$ -	$ -	$ -
3069	T680001631	367.1	$ -	$ -	$ -	$ -	$ -
3070	T680001631	368.0	$ -	$ -	$ -	$ -	$ -
3071	T680001631	369.0	$ -	$ -	$ -	$ -	$ -
3072	T680001632	367.1	$ -	$ -	$ -	$ -	$ -
3073	T680001632	368.0	$ -	$ -	$ -	$ -	$ -
3074	T680001632	369.0	$ -	$ -	$ -	$ -	$ -
3075	T680001633	367.1	$ -	$ -	$ -	$ -	$ -
3076	T680001633	368.0	$ -	$ -	$ -	$ -	$ -
3077	T680001633	369.0	$ -	$ -	$ -	$ -	$ -
3078	T680001634	367.1	$ 26,278	$ 27,738	$ 29,197	$ 30,657	$ 32,117
3079	T680001634	368.0	$ 5,043	$ 5,323	$ 5,603	$ 5,883	$ 6,163
3080	T680001634	369.0	$ 10,422	$ 11,001	$ 11,580	$ 12,159	$ 12,738
3081	611001635	376.1	$ -	$ -	$ -	$ -	$ -
3082	611001635	376.2	$ -	$ -	$ -	$ -	$ -
3083	611001635	376.4	$ -	$ -	$ -	$ -	$ -
3084	611001635	380.0	$ -	$ -	$ -	$ -	$ -
3085	T660001637	367.1	$ -	$ -	$ -	$ -	$ -

Sponsored by NMGC Witness Erik C. Buchanan

WP Plant 6 Accum Res Balances

NEW MEXICO GAS COMPANY, INC.

Accumulated Reserve Account
Base Period - 12 Months Ending March 31, 2023
Future Test Year - 12 Months Ending September 30, 2025

	A	B	C	D	E	F	G	H	I	J	K	L	M	N	O
1			Adjusted Base Period												
2			Balance	Balance	Balance	Balance	Balance	Balance	Balance	Balance	Balance	Balance	Balance	Balance	Balance
3	Investment Number / Beginning Balance	FERC Account	**3/31/2023**	**4/30/2023**	**5/31/2023**	**6/30/2023**	**7/31/2023**	**8/31/2023**	**9/30/2023**	**10/31/2023**	**11/30/2023**	**12/31/2023**	**1/31/2024**	**2/29/2024**	**3/31/2024**
3086	T660001637	368.0	$ -	$ -	$ -	$ -	$ -	$ -	$ -	$ -	$ -	$ -	$ -	$ -	$ -
3087	T660001637	369.0	$ -	$ -	$ -	$ -	$ -	$ -	$ -	$ -	$ -	$ -	$ -	$ -	$ -
3088	T680001638	367.1	$ -	$ -	$ -	$ -	$ -	$ -	$ -	$ -	$ -	$ -	$ -	$ -	$ -
3089	T680001638	368.0	$ -	$ -	$ -	$ -	$ -	$ -	$ -	$ -	$ -	$ -	$ -	$ -	$ -
3090	T680001638	369.0	$ -	$ -	$ -	$ -	$ -	$ -	$ -	$ -	$ -	$ -	$ -	$ -	$ -
3091	T610001639	367.1	$ -	$ -	$ -	$ -	$ -	$ -	$ -	$ -	$ -	$ -	$ -	$ -	$ -
3092	T610001639	368.0	$ -	$ -	$ -	$ -	$ -	$ -	$ -	$ -	$ -	$ -	$ -	$ -	$ -
3093	T610001639	369.0	$ -	$ -	$ -	$ -	$ -	$ -	$ -	$ -	$ -	$ -	$ -	$ -	$ -
3094	T624001640	367.1	$ -	$ -	$ -	$ -	$ -	$ -	$ -	$ -	$ -	$ -	$ -	$ -	$ -
3095	T624001640	368.0	$ -	$ -	$ -	$ -	$ -	$ -	$ -	$ -	$ -	$ -	$ -	$ -	$ -
3096	T624001640	369.0	$ -	$ -	$ -	$ -	$ -	$ -	$ -	$ -	$ -	$ -	$ -	$ -	$ -
3097	T624001641	367.1	$ -	$ -	$ -	$ -	$ -	$ -	$ -	$ -	$ -	$ -	$ -	$ -	$ -
3098	T624001641	368.0	$ -	$ -	$ -	$ -	$ -	$ -	$ -	$ -	$ -	$ -	$ -	$ -	$ -
3099	T624001641	369.0	$ -	$ -	$ -	$ -	$ -	$ -	$ -	$ -	$ -	$ -	$ -	$ -	$ -
3100	T610001642	367.1	$ -	$ -	$ -	$ -	$ -	$ -	$ -	$ -	$ -	$ -	$ -	$ -	$ -
3101	T610001642	368.0	$ -	$ -	$ -	$ -	$ -	$ -	$ -	$ -	$ -	$ -	$ -	$ -	$ -
3102	T610001642	369.0	$ -	$ -	$ -	$ -	$ -	$ -	$ -	$ -	$ -	$ -	$ -	$ -	$ -
3103	T660001643	367.1	$ -	$ -	$ -	$ -	$ -	$ -	$ -	$ -	$ -	$ -	$ -	$ -	$ -
3104	T660001643	368.0	$ -	$ -	$ -	$ -	$ -	$ -	$ -	$ -	$ -	$ -	$ -	$ -	$ -
3105	T660001643	369.0	$ -	$ -	$ -	$ -	$ -	$ -	$ -	$ -	$ -	$ -	$ -	$ -	$ -
3106	T624001644	367.1	$ -	$ -	$ -	$ -	$ -	$ -	$ -	$ -	$ -	$ -	$ -	$ -	$ -
3107	T624001644	368.0	$ -	$ -	$ -	$ -	$ -	$ -	$ -	$ -	$ -	$ -	$ -	$ -	$ -
3108	T624001644	369.0	$ -	$ -	$ -	$ -	$ -	$ -	$ -	$ -	$ -	$ -	$ -	$ -	$ -
3109	T660001645	367.1	$ -	$ -	$ -	$ -	$ -	$ -	$ -	$ -	$ -	$ -	$ -	$ -	$ -
3110	T660001645	368.0	$ -	$ -	$ -	$ -	$ -	$ -	$ -	$ -	$ -	$ -	$ -	$ -	$ -
3111	T660001645	369.0	$ -	$ -	$ -	$ -	$ -	$ -	$ -	$ -	$ -	$ -	$ -	$ -	$ -
3112	T680001646	367.1	$ -	$ -	$ -	$ -	$ -	$ -	$ -	$ -	$ -	$ -	$ -	$ -	$ -
3113	T680001646	368.0	$ -	$ -	$ -	$ -	$ -	$ -	$ -	$ -	$ -	$ -	$ -	$ -	$ -
3114	T680001646	369.0	$ -	$ -	$ -	$ -	$ -	$ -	$ -	$ -	$ -	$ -	$ -	$ -	$ -
3115	T680001647	367.1	$ -	$ -	$ -	$ -	$ -	$ -	$ -	$ -	$ -	$ -	$ -	$ -	$ -
3116	T680001647	368.0	$ -	$ -	$ -	$ -	$ -	$ -	$ -	$ -	$ -	$ -	$ -	$ -	$ -
3117	T680001647	369.0	$ -	$ -	$ -	$ -	$ -	$ -	$ -	$ -	$ -	$ -	$ -	$ -	$ -
3118	T680001648	367.1	$ -	$ -	$ -	$ -	$ -	$ -	$ -	$ -	$ -	$ -	$ -	$ -	$ -
3119	T680001648	368.0	$ -	$ -	$ -	$ -	$ -	$ -	$ -	$ -	$ -	$ -	$ -	$ -	$ -
3120	T680001648	369.0	$ -	$ -	$ -	$ -	$ -	$ -	$ -	$ -	$ -	$ -	$ -	$ -	$ -
3121	T610001649	371.0	$ -	$ -	$ -	$ -	$ -	$ -	$ -	$ -	$ -	$ -	$ -	$ -	$ -
3122	T621001650	368.0	$ -	$ -	$ -	$ -	$ -	$ -	$ -	$ -	$ -	$ -	$ -	$ -	$ -
3123	T621001650	369.0	$ -	$ -	$ -	$ -	$ -	$ -	$ -	$ -	$ -	$ -	$ -	$ -	$ -
3124	T624001651	368.0	$ -	$ -	$ -	$ -	$ -	$ -	$ -	$ -	$ -	$ -	$ -	$ -	$ -
3125	T624001651	369.0	$ -	$ -	$ -	$ -	$ -	$ -	$ -	$ -	$ -	$ -	$ -	$ -	$ -
3126	T680001653	368.0	$ -	$ -	$ -	$ -	$ -	$ -	$ -	$ -	$ -	$ -	$ -	$ -	$ -
3127	T680001653	369.0	$ -	$ -	$ -	$ -	$ -	$ -	$ -	$ -	$ -	$ -	$ -	$ -	$ -
3128	T660001654	367.1	$ -	$ -	$ -	$ -	$ -	$ -	$ -	$ -	$ -	$ -	$ -	$ -	$ -
3129	T660001654	368.0	$ -	$ -	$ -	$ -	$ -	$ -	$ -	$ -	$ -	$ -	$ -	$ -	$ -
3130	T660001654	369.0	$ -	$ -	$ -	$ -	$ -	$ -	$ -	$ -	$ -	$ -	$ -	$ -	$ -
3131	T624001655	367.1	$ -	$ -	$ -	$ -	$ -	$ -	$ -	$ -	$ -	$ -	$ -	$ -	$ -

Sponsored by NMGC Witness Erik C. Buchanan

WP Plant 6 Accum Res Balances

NEW MEXICO GAS COMPANY, INC.

Accumulated Reserve Account
Base Period - 12 Months Ending March 31, 2023
Future Test Year - 12 Months Ending September 30, 2025

	A	B	P	Q	R	S	T	U	V	W	X	Y	Z	AA	AB
1															
2			Balance	Balance	Balance	Balance	Balance	Balance	Balance	Balance	Balance	Balance	Balance	Balance	Balance
3	Investment Number / Beginning Balance	FERC Account	4/30/2024	5/31/2024	6/30/2024	7/31/2024	8/31/2024	9/30/2024	10/31/2024	11/30/2024	12/31/2024	1/31/2025	2/28/2025	3/31/2025	4/30/2025
3086	T660001637	368.0	$ -	$ -	$ -	$ -	$ -	$ -	$ -	$ -	$ -	$ -	$ -	$ -	$ -
3087	T660001637	369.0	$ -	$ -	$ -	$ -	$ -	$ -	$ -	$ -	$ -	$ -	$ -	$ -	$ -
3088	T680001638	367.1	$ -	$ -	$ -	$ -	$ -	$ -	$ -	$ -	$ -	$ -	$ -	$ -	$ -
3089	T680001638	368.0	$ -	$ -	$ -	$ -	$ -	$ -	$ -	$ -	$ -	$ -	$ -	$ -	$ -
3090	T680001638	369.0	$ -	$ -	$ -	$ -	$ -	$ -	$ -	$ -	$ -	$ -	$ -	$ -	$ -
3091	T610001639	367.1	$ -	$ -	$ -	$ -	$ -	$ -	$ -	$ -	$ -	$ -	$ -	$ -	$ -
3092	T610001639	368.0	$ -	$ -	$ -	$ -	$ -	$ -	$ -	$ -	$ -	$ -	$ -	$ -	$ -
3093	T610001639	369.0	$ -	$ -	$ -	$ -	$ -	$ -	$ -	$ -	$ -	$ -	$ -	$ -	$ -
3094	T624001640	367.1	$ -	$ -	$ -	$ -	$ -	$ -	$ -	$ -	$ -	$ -	$ -	$ -	$ -
3095	T624001640	368.0	$ -	$ -	$ -	$ -	$ -	$ -	$ -	$ -	$ -	$ -	$ -	$ -	$ -
3096	T624001640	369.0	$ -	$ -	$ -	$ -	$ -	$ -	$ -	$ -	$ -	$ -	$ -	$ -	$ -
3097	T624001641	367.1	$ -	$ -	$ -	$ -	$ -	$ -	$ -	$ -	$ -	$ -	$ -	$ -	$ -
3098	T624001641	368.0	$ -	$ -	$ -	$ -	$ -	$ -	$ -	$ -	$ -	$ -	$ -	$ -	$ -
3099	T624001641	369.0	$ -	$ -	$ -	$ -	$ -	$ -	$ -	$ -	$ -	$ -	$ -	$ -	$ -
3100	T610001642	367.1	$ -	$ -	$ -	$ -	$ -	$ -	$ -	$ -	$ -	$ -	$ -	$ -	$ -
3101	T610001642	368.0	$ -	$ -	$ -	$ -	$ -	$ -	$ -	$ -	$ -	$ -	$ -	$ -	$ -
3102	T610001642	369.0	$ -	$ -	$ -	$ -	$ -	$ -	$ -	$ -	$ -	$ -	$ -	$ -	$ -
3103	T660001643	367.1	$ -	$ -	$ -	$ -	$ -	$ -	$ -	$ -	$ -	$ -	$ -	$ -	$ -
3104	T660001643	368.0	$ -	$ -	$ -	$ -	$ -	$ -	$ -	$ -	$ -	$ -	$ -	$ -	$ -
3105	T660001643	369.0	$ -	$ -	$ -	$ -	$ -	$ -	$ -	$ -	$ -	$ -	$ -	$ -	$ -
3106	T624001644	367.1	$ -	$ -	$ -	$ -	$ -	$ -	$ -	$ -	$ -	$ -	$ -	$ -	$ -
3107	T624001644	368.0	$ -	$ -	$ -	$ -	$ -	$ -	$ -	$ -	$ -	$ -	$ -	$ -	$ -
3108	T624001644	369.0	$ -	$ -	$ -	$ -	$ -	$ -	$ -	$ -	$ -	$ -	$ -	$ -	$ -
3109	T660001645	367.1	$ -	$ -	$ -	$ -	$ -	$ -	$ -	$ -	$ -	$ -	$ -	$ -	$ -
3110	T660001645	368.0	$ -	$ -	$ -	$ -	$ -	$ -	$ -	$ -	$ -	$ -	$ -	$ -	$ -
3111	T660001645	369.0	$ -	$ -	$ -	$ -	$ -	$ -	$ -	$ -	$ -	$ -	$ -	$ -	$ -
3112	T680001646	367.1	$ -	$ -	$ -	$ -	$ -	$ -	$ -	$ -	$ -	$ -	$ -	$ -	$ -
3113	T680001646	368.0	$ -	$ -	$ -	$ -	$ -	$ -	$ -	$ -	$ -	$ -	$ -	$ -	$ -
3114	T680001646	369.0	$ -	$ -	$ -	$ -	$ -	$ -	$ -	$ -	$ -	$ -	$ -	$ -	$ -
3115	T680001647	367.1	$ -	$ -	$ -	$ -	$ -	$ -	$ -	$ -	$ -	$ -	$ -	$ -	$ -
3116	T680001647	368.0	$ -	$ -	$ -	$ -	$ -	$ -	$ -	$ -	$ -	$ -	$ -	$ -	$ -
3117	T680001647	369.0	$ -	$ -	$ -	$ -	$ -	$ -	$ -	$ -	$ -	$ -	$ -	$ -	$ -
3118	T680001648	367.1	$ -	$ -	$ -	$ -	$ -	$ -	$ -	$ -	$ -	$ -	$ -	$ -	$ -
3119	T680001648	368.0	$ -	$ -	$ -	$ -	$ -	$ -	$ -	$ -	$ -	$ -	$ -	$ -	$ -
3120	T680001648	369.0	$ -	$ -	$ -	$ -	$ -	$ -	$ -	$ -	$ -	$ -	$ -	$ -	$ -
3121	T610001649	371.0	$ -	$ -	$ -	$ -	$ -	$ -	$ -	$ -	$ -	$ -	$ -	$ -	$ -
3122	T621001650	368.0	$ -	$ -	$ -	$ -	$ -	$ -	$ -	$ -	$ -	$ -	$ -	$ -	$ -
3123	T621001650	369.0	$ -	$ -	$ -	$ -	$ -	$ -	$ -	$ -	$ -	$ -	$ -	$ -	$ -
3124	T624001651	368.0	$ -	$ -	$ -	$ -	$ -	$ -	$ -	$ -	$ -	$ -	$ -	$ -	$ -
3125	T624001651	369.0	$ -	$ -	$ -	$ -	$ -	$ -	$ -	$ -	$ -	$ -	$ -	$ -	$ -
3126	T680001653	368.0	$ -	$ -	$ -	$ -	$ -	$ -	$ -	$ -	$ -	$ -	$ -	$ -	$ -
3127	T680001653	369.0	$ -	$ -	$ -	$ -	$ -	$ -	$ -	$ -	$ -	$ -	$ -	$ -	$ -
3128	T660001654	367.1	$ -	$ -	$ -	$ -	$ -	$ -	$ -	$ -	$ -	$ -	$ -	$ -	$ -
3129	T660001654	368.0	$ -	$ -	$ -	$ -	$ -	$ -	$ -	$ -	$ -	$ -	$ -	$ -	$ -
3130	T660001654	369.0	$ -	$ -	$ -	$ -	$ -	$ -	$ -	$ -	$ -	$ -	$ -	$ -	$ -
3131	T624001655	367.1	$ -	$ -	$ -	$ -	$ -	$ -	$ -	$ -	$ -	$ -	$ -	$ -	$ -

Sponsored by NMGC Witness Erik C. Buchanan

WP Plant 6 Accum Res Balances

NEW MEXICO GAS COMPANY, INC.

Accumulated Reserve Account
Base Period - 12 Months Ending March 31, 2023
Future Test Year - 12 Months Ending September 30, 2025

	A	B	AC	AD	AE	AF	AG
1							
2			Balance	Balance	Balance	Balance	Balance
3	Investment Number / Beginning Balance	FERC Account	5/31/2025	6/30/2025	7/31/2025	8/31/2025	9/30/2025
3086	T660001637	368.0	$ -	$ -	$ -	$ -	$ -
3087	T660001637	369.0	$ -	$ -	$ -	$ -	$ -
3088	T680001638	367.1	$ -	$ -	$ -	$ -	$ -
3089	T680001638	368.0	$ -	$ -	$ -	$ -	$ -
3090	T680001638	369.0	$ -	$ -	$ -	$ -	$ -
3091	T610001639	367.1	$ -	$ -	$ -	$ -	$ -
3092	T610001639	368.0	$ -	$ -	$ -	$ -	$ -
3093	T610001639	369.0	$ -	$ -	$ -	$ -	$ -
3094	T624001640	367.1	$ -	$ -	$ -	$ -	$ -
3095	T624001640	368.0	$ -	$ -	$ -	$ -	$ -
3096	T624001640	369.0	$ -	$ -	$ -	$ -	$ -
3097	T624001641	367.1	$ -	$ -	$ -	$ -	$ -
3098	T624001641	368.0	$ -	$ -	$ -	$ -	$ -
3099	T624001641	369.0	$ -	$ -	$ -	$ -	$ -
3100	T610001642	367.1	$ -	$ -	$ -	$ -	$ -
3101	T610001642	368.0	$ -	$ -	$ -	$ -	$ -
3102	T610001642	369.0	$ -	$ -	$ -	$ -	$ -
3103	T660001643	367.1	$ -	$ -	$ -	$ -	$ -
3104	T660001643	368.0	$ -	$ -	$ -	$ -	$ -
3105	T660001643	369.0	$ -	$ -	$ -	$ -	$ -
3106	T624001644	367.1	$ -	$ -	$ -	$ -	$ -
3107	T624001644	368.0	$ -	$ -	$ -	$ -	$ -
3108	T624001644	369.0	$ -	$ -	$ -	$ -	$ -
3109	T660001645	367.1	$ -	$ -	$ -	$ -	$ -
3110	T660001645	368.0	$ -	$ -	$ -	$ -	$ -
3111	T660001645	369.0	$ -	$ -	$ -	$ -	$ -
3112	T680001646	367.1	$ -	$ -	$ -	$ -	$ -
3113	T680001646	368.0	$ -	$ -	$ -	$ -	$ -
3114	T680001646	369.0	$ -	$ -	$ -	$ -	$ -
3115	T680001647	367.1	$ -	$ -	$ -	$ -	$ -
3116	T680001647	368.0	$ -	$ -	$ -	$ -	$ -
3117	T680001647	369.0	$ -	$ -	$ -	$ -	$ -
3118	T680001648	367.1	$ -	$ -	$ -	$ -	$ -
3119	T680001648	368.0	$ -	$ -	$ -	$ -	$ -
3120	T680001648	369.0	$ -	$ -	$ -	$ -	$ -
3121	T610001649	371.0	$ -	$ -	$ -	$ -	$ -
3122	T621001650	368.0	$ -	$ -	$ -	$ -	$ -
3123	T621001650	369.0	$ -	$ -	$ -	$ -	$ -
3124	T624001651	368.0	$ -	$ -	$ -	$ -	$ -
3125	T624001651	369.0	$ -	$ -	$ -	$ -	$ -
3126	T680001653	368.0	$ -	$ -	$ -	$ -	$ -
3127	T680001653	369.0	$ -	$ -	$ -	$ -	$ -
3128	T660001654	367.1	$ -	$ -	$ -	$ -	$ -
3129	T660001654	368.0	$ -	$ -	$ -	$ -	$ -
3130	T660001654	369.0	$ -	$ -	$ -	$ -	$ -
3131	T624001655	367.1	$ -	$ -	$ -	$ -	$ -

Sponsored by NMGC Witness Erik C. Buchanan

NEW MEXICO GAS COMPANY, INC.

Accumulated Reserve Account
Base Period - 12 Months Ending March 31, 2023
Future Test Year - 12 Months Ending September 30, 2025

	A	B	C	D	E	F	G	H	I	J	K	L	M	N	O
1			Adjusted Base Period												
2			Balance	Balance	Balance	Balance	Balance	Balance	Balance	Balance	Balance	Balance	Balance	Balance	Balance
3	Investment Number / Beginning Balance	FERC Account	**3/31/2023**	**4/30/2023**	**5/31/2023**	**6/30/2023**	**7/31/2023**	**8/31/2023**	**9/30/2023**	**10/31/2023**	**11/30/2023**	**12/31/2023**	**1/31/2024**	**2/29/2024**	**3/31/2024**
3132	T624001655	368.0	$ -	$ -	$ -	$ -	$ -	$ -	$ -	$ -	$ -	$ -	$ -	$ -	$ -
3133	T624001655	369.0	$ -	$ -	$ -	$ -	$ -	$ -	$ -	$ -	$ -	$ -	$ -	$ -	$ -
3134	T624001656	367.1	$ -	$ -	$ -	$ -	$ -	$ -	$ -	$ -	$ -	$ -	$ -	$ -	$ -
3135	T624001656	368.0	$ -	$ -	$ -	$ -	$ -	$ -	$ -	$ -	$ -	$ -	$ -	$ -	$ -
3136	T624001656	369.0	$ -	$ -	$ -	$ -	$ -	$ -	$ -	$ -	$ -	$ -	$ -	$ -	$ -
3137	T601001657	367.1	$ -	$ -	$ -	$ -	$ -	$ -	$ -	$ -	$ -	$ -	$ -	$ -	$ -
3138	T601001657	368.0	$ -	$ -	$ -	$ -	$ -	$ -	$ -	$ -	$ -	$ -	$ -	$ -	$ -
3139	T601001657	369.0	$ -	$ -	$ -	$ -	$ -	$ -	$ -	$ -	$ -	$ -	$ -	$ -	$ -
3140	T601001658	367.1	$ -	$ -	$ -	$ -	$ -	$ -	$ -	$ -	$ -	$ -	$ -	$ -	$ -
3141	T601001658	368.0	$ -	$ -	$ -	$ -	$ -	$ -	$ -	$ -	$ -	$ -	$ -	$ -	$ -
3142	T601001658	369.0	$ -	$ -	$ -	$ -	$ -	$ -	$ -	$ -	$ -	$ -	$ -	$ -	$ -
3143	T601001659	367.1	$ -	$ -	$ -	$ -	$ -	$ -	$ -	$ -	$ -	$ -	$ -	$ -	$ -
3144	T601001659	368.0	$ -	$ -	$ -	$ -	$ -	$ -	$ -	$ -	$ -	$ -	$ -	$ -	$ -
3145	T601001659	369.0	$ -	$ -	$ -	$ -	$ -	$ -	$ -	$ -	$ -	$ -	$ -	$ -	$ -
3146	T601001660	367.1	$ -	$ -	$ -	$ -	$ -	$ -	$ -	$ -	$ -	$ -	$ -	$ -	$ -
3147	T601001660	368.0	$ -	$ -	$ -	$ -	$ -	$ -	$ -	$ -	$ -	$ -	$ -	$ -	$ -
3148	T601001660	369.0	$ -	$ -	$ -	$ -	$ -	$ -	$ -	$ -	$ -	$ -	$ -	$ -	$ -
3149	T601001661	367.1	$ -	$ -	$ -	$ -	$ -	$ -	$ -	$ -	$ -	$ -	$ -	$ -	$ -
3150	T601001661	368.0	$ -	$ -	$ -	$ -	$ -	$ -	$ -	$ -	$ -	$ -	$ -	$ -	$ -
3151	T601001661	369.0	$ -	$ -	$ -	$ -	$ -	$ -	$ -	$ -	$ -	$ -	$ -	$ -	$ -
3152	T601001662	367.1	$ -	$ -	$ -	$ -	$ -	$ -	$ -	$ -	$ -	$ -	$ -	$ -	$ -
3153	T601001662	368.0	$ -	$ -	$ -	$ -	$ -	$ -	$ -	$ -	$ -	$ -	$ -	$ -	$ -
3154	T601001662	369.0	$ -	$ -	$ -	$ -	$ -	$ -	$ -	$ -	$ -	$ -	$ -	$ -	$ -
3155	T624001663	367.1	$ -	$ -	$ -	$ -	$ -	$ -	$ -	$ -	$ -	$ -	$ -	$ -	$ -
3156	T624001663	368.0	$ -	$ -	$ -	$ -	$ -	$ -	$ -	$ -	$ -	$ -	$ -	$ -	$ -
3157	T624001663	369.0	$ -	$ -	$ -	$ -	$ -	$ -	$ -	$ -	$ -	$ -	$ -	$ -	$ -
3158	T660001664	367.1	$ -	$ -	$ -	$ -	$ -	$ -	$ -	$ -	$ -	$ -	$ -	$ -	$ -
3159	T660001664	368.0	$ -	$ -	$ -	$ -	$ -	$ -	$ -	$ -	$ -	$ -	$ -	$ -	$ -
3160	T660001664	369.0	$ -	$ -	$ -	$ -	$ -	$ -	$ -	$ -	$ -	$ -	$ -	$ -	$ -
3161	T680001665	367.1	$ -	$ -	$ -	$ -	$ -	$ -	$ -	$ -	$ -	$ -	$ -	$ -	$ -
3162	T680001665	368.0	$ -	$ -	$ -	$ -	$ -	$ -	$ -	$ -	$ -	$ -	$ -	$ -	$ -
3163	T680001665	369.0	$ -	$ -	$ -	$ -	$ -	$ -	$ -	$ -	$ -	$ -	$ -	$ -	$ -
3164	680001666	381.0	$ -	$ -	$ -	$ -	$ -	$ -	$ -	$ -	$ -	$ -	$ -	$ -	$ -
3165	680001667	381.0	$ -	$ -	$ -	$ -	$ -	$ -	$ -	$ -	$ -	$ -	$ -	$ -	$ -
3166	T680001668	367.1	$ -	$ -	$ -	$ -	$ -	$ -	$ -	$ -	$ -	$ -	$ -	$ -	$ -
3167	T680001668	368.0	$ -	$ -	$ -	$ -	$ -	$ -	$ -	$ -	$ -	$ -	$ -	$ -	$ -
3168	T680001668	369.0	$ -	$ -	$ -	$ -	$ -	$ -	$ -	$ -	$ -	$ -	$ -	$ -	$ -
3169	T680001669	367.1	$ -	$ -	$ -	$ -	$ -	$ -	$ -	$ -	$ -	$ -	$ -	$ -	$ -
3170	T680001669	368.0	$ -	$ -	$ -	$ -	$ -	$ -	$ -	$ -	$ -	$ -	$ -	$ -	$ -
3171	T680001669	369.0	$ -	$ -	$ -	$ -	$ -	$ -	$ -	$ -	$ -	$ -	$ -	$ -	$ -
3172	T621001670	367.1	$ -	$ -	$ -	$ -	$ -	$ -	$ -	$ -	$ -	$ -	$ -	$ -	$ -
3173	T621001670	368.0	$ -	$ -	$ -	$ -	$ -	$ -	$ -	$ -	$ -	$ -	$ -	$ -	$ -
3174	T621001670	369.0	$ -	$ -	$ -	$ -	$ -	$ -	$ -	$ -	$ -	$ -	$ -	$ -	$ -
3175	T621001671	367.1	$ -	$ -	$ -	$ -	$ -	$ -	$ -	$ -	$ -	$ -	$ -	$ -	$ -
3176	T621001671	368.0	$ -	$ -	$ -	$ -	$ -	$ -	$ -	$ -	$ -	$ -	$ -	$ -	$ -
3177	T621001671	369.0	$ -	$ -	$ -	$ -	$ -	$ -	$ -	$ -	$ -	$ -	$ -	$ -	$ -

Sponsored by NMGC Witness Erik C. Buchanan

WP Plant 6 Accum Res Balances

NEW MEXICO GAS COMPANY, INC.

Accumulated Reserve Account
Base Period - 12 Months Ending March 31, 2023
Future Test Year - 12 Months Ending September 30, 2025

	A	B	P	Q	R	S	T	U	V	W	X	Y	Z	AA	AB
1															
2			Balance	Balance	Balance	Balance	Balance	Balance	Balance	Balance	Balance	Balance	Balance	Balance	Balance
3	Investment Number / Beginning Balance	FERC Account	4/30/2024	5/31/2024	6/30/2024	7/31/2024	8/31/2024	9/30/2024	10/31/2024	11/30/2024	12/31/2024	1/31/2025	2/28/2025	3/31/2025	4/30/2025
3132	T624001655	368.0	$ -	$ -	$ -	$ -	$ -	$ -	$ -	$ -	$ -	$ -	$ -	$ -	$ -
3133	T624001655	369.0	$ -	$ -	$ -	$ -	$ -	$ -	$ -	$ -	$ -	$ -	$ -	$ -	$ -
3134	T624001656	367.1	$ -	$ -	$ -	$ -	$ -	$ -	$ -	$ -	$ -	$ -	$ -	$ -	$ -
3135	T624001656	368.0	$ -	$ -	$ -	$ -	$ -	$ -	$ -	$ -	$ -	$ -	$ -	$ -	$ -
3136	T624001656	369.0	$ -	$ -	$ -	$ -	$ -	$ -	$ -	$ -	$ -	$ -	$ -	$ -	$ -
3137	T601001657	367.1	$ -	$ -	$ -	$ -	$ -	$ -	$ -	$ -	$ -	$ -	$ -	$ -	$ -
3138	T601001657	368.0	$ -	$ -	$ -	$ -	$ -	$ -	$ -	$ -	$ -	$ -	$ -	$ -	$ -
3139	T601001657	369.0	$ -	$ -	$ -	$ -	$ -	$ -	$ -	$ -	$ -	$ -	$ -	$ -	$ -
3140	T601001658	367.1	$ -	$ -	$ -	$ -	$ -	$ -	$ -	$ -	$ -	$ -	$ -	$ -	$ -
3141	T601001658	368.0	$ -	$ -	$ -	$ -	$ -	$ -	$ -	$ -	$ -	$ -	$ -	$ -	$ -
3142	T601001658	369.0	$ -	$ -	$ -	$ -	$ -	$ -	$ -	$ -	$ -	$ -	$ -	$ -	$ -
3143	T601001659	367.1	$ -	$ -	$ -	$ -	$ -	$ -	$ -	$ -	$ -	$ -	$ -	$ -	$ -
3144	T601001659	368.0	$ -	$ -	$ -	$ -	$ -	$ -	$ -	$ -	$ -	$ -	$ -	$ -	$ -
3145	T601001659	369.0	$ -	$ -	$ -	$ -	$ -	$ -	$ -	$ -	$ -	$ -	$ -	$ -	$ -
3146	T601001660	367.1	$ -	$ -	$ -	$ -	$ -	$ -	$ -	$ -	$ -	$ -	$ -	$ -	$ -
3147	T601001660	368.0	$ -	$ -	$ -	$ -	$ -	$ -	$ -	$ -	$ -	$ -	$ -	$ -	$ -
3148	T601001660	369.0	$ -	$ -	$ -	$ -	$ -	$ -	$ -	$ -	$ -	$ -	$ -	$ -	$ -
3149	T601001661	367.1	$ -	$ -	$ -	$ -	$ -	$ -	$ -	$ -	$ -	$ -	$ -	$ -	$ -
3150	T601001661	368.0	$ -	$ -	$ -	$ -	$ -	$ -	$ -	$ -	$ -	$ -	$ -	$ -	$ -
3151	T601001661	369.0	$ -	$ -	$ -	$ -	$ -	$ -	$ -	$ -	$ -	$ -	$ -	$ -	$ -
3152	T601001662	367.1	$ -	$ -	$ -	$ -	$ -	$ -	$ -	$ -	$ -	$ -	$ -	$ -	$ -
3153	T601001662	368.0	$ -	$ -	$ -	$ -	$ -	$ -	$ -	$ -	$ -	$ -	$ -	$ -	$ -
3154	T601001662	369.0	$ -	$ -	$ -	$ -	$ -	$ -	$ -	$ -	$ -	$ -	$ -	$ -	$ -
3155	T624001663	367.1	$ -	$ -	$ -	$ -	$ -	$ -	$ -	$ -	$ -	$ -	$ -	$ -	$ -
3156	T624001663	368.0	$ -	$ -	$ -	$ -	$ -	$ -	$ -	$ -	$ -	$ -	$ -	$ -	$ -
3157	T624001663	369.0	$ -	$ -	$ -	$ -	$ -	$ -	$ -	$ -	$ -	$ -	$ -	$ -	$ -
3158	T660001664	367.1	$ -	$ -	$ -	$ -	$ -	$ -	$ -	$ -	$ -	$ -	$ -	$ -	$ -
3159	T660001664	368.0	$ -	$ -	$ -	$ -	$ -	$ -	$ -	$ -	$ -	$ -	$ -	$ -	$ -
3160	T660001664	369.0	$ -	$ -	$ -	$ -	$ -	$ -	$ -	$ -	$ -	$ -	$ -	$ -	$ -
3161	T680001665	367.1	$ -	$ -	$ -	$ -	$ -	$ -	$ -	$ -	$ -	$ -	$ -	$ -	$ -
3162	T680001665	368.0	$ -	$ -	$ -	$ -	$ -	$ -	$ -	$ -	$ -	$ -	$ -	$ -	$ -
3163	T680001665	369.0	$ -	$ -	$ -	$ -	$ -	$ -	$ -	$ -	$ -	$ -	$ -	$ -	$ -
3164	680001666	381.0	$ -	$ -	$ -	$ -	$ -	$ -	$ -	$ -	$ -	$ -	$ -	$ -	$ -
3165	680001667	381.0	$ -	$ -	$ -	$ -	$ -	$ -	$ -	$ -	$ -	$ -	$ -	$ -	$ -
3166	T680001668	367.1	$ -	$ -	$ -	$ -	$ -	$ -	$ -	$ -	$ -	$ -	$ -	$ -	$ -
3167	T680001668	368.0	$ -	$ -	$ -	$ -	$ -	$ -	$ -	$ -	$ -	$ -	$ -	$ -	$ -
3168	T680001668	369.0	$ -	$ -	$ -	$ -	$ -	$ -	$ -	$ -	$ -	$ -	$ -	$ -	$ -
3169	T680001669	367.1	$ -	$ -	$ -	$ -	$ -	$ -	$ -	$ -	$ -	$ -	$ -	$ -	$ -
3170	T680001669	368.0	$ -	$ -	$ -	$ -	$ -	$ -	$ -	$ -	$ -	$ -	$ -	$ -	$ -
3171	T680001669	369.0	$ -	$ -	$ -	$ -	$ -	$ -	$ -	$ -	$ -	$ -	$ -	$ -	$ -
3172	T621001670	367.1	$ -	$ -	$ -	$ -	$ -	$ -	$ -	$ -	$ -	$ -	$ -	$ -	$ -
3173	T621001670	368.0	$ -	$ -	$ -	$ -	$ -	$ -	$ -	$ -	$ -	$ -	$ -	$ -	$ -
3174	T621001670	369.0	$ -	$ -	$ -	$ -	$ -	$ -	$ -	$ -	$ -	$ -	$ -	$ -	$ -
3175	T621001671	367.1	$ -	$ -	$ -	$ -	$ -	$ -	$ -	$ -	$ -	$ -	$ -	$ -	$ -
3176	T621001671	368.0	$ -	$ -	$ -	$ -	$ -	$ -	$ -	$ -	$ -	$ -	$ -	$ -	$ -
3177	T621001671	369.0	$ -	$ -	$ -	$ -	$ -	$ -	$ -	$ -	$ -	$ -	$ -	$ -	$ -

Sponsored by NMGC Witness Erik C. Buchanan

WP Plant 6 Accum Res Balances

NEW MEXICO GAS COMPANY, INC.

Accumulated Reserve Account
Base Period - 12 Months Ending March 31, 2023
Future Test Year - 12 Months Ending September 30, 2025

	A	B	AC	AD	AE	AF	AG
1							
2			Balance	Balance	Balance	Balance	Balance
3	Investment Number / Beginning Balance	FERC Account	5/31/2025	6/30/2025	7/31/2025	8/31/2025	9/30/2025
3132	T624001655	368.0	$ -	$ -	$ -	$ -	$ -
3133	T624001655	369.0	$ -	$ -	$ -	$ -	$ -
3134	T624001656	367.1	$ -	$ -	$ -	$ -	$ -
3135	T624001656	368.0	$ -	$ -	$ -	$ -	$ -
3136	T624001656	369.0	$ -	$ -	$ -	$ -	$ -
3137	T601001657	367.1	$ -	$ -	$ -	$ -	$ -
3138	T601001657	368.0	$ -	$ -	$ -	$ -	$ -
3139	T601001657	369.0	$ -	$ -	$ -	$ -	$ -
3140	T601001658	367.1	$ -	$ -	$ -	$ -	$ -
3141	T601001658	368.0	$ -	$ -	$ -	$ -	$ -
3142	T601001658	369.0	$ -	$ -	$ -	$ -	$ -
3143	T601001659	367.1	$ -	$ -	$ -	$ -	$ -
3144	T601001659	368.0	$ -	$ -	$ -	$ -	$ -
3145	T601001659	369.0	$ -	$ -	$ -	$ -	$ -
3146	T601001660	367.1	$ -	$ -	$ -	$ -	$ -
3147	T601001660	368.0	$ -	$ -	$ -	$ -	$ -
3148	T601001660	369.0	$ -	$ -	$ -	$ -	$ -
3149	T601001661	367.1	$ -	$ -	$ -	$ -	$ -
3150	T601001661	368.0	$ -	$ -	$ -	$ -	$ -
3151	T601001661	369.0	$ -	$ -	$ -	$ -	$ -
3152	T601001662	367.1	$ -	$ -	$ -	$ -	$ -
3153	T601001662	368.0	$ -	$ -	$ -	$ -	$ -
3154	T601001662	369.0	$ -	$ -	$ -	$ -	$ -
3155	T624001663	367.1	$ -	$ -	$ -	$ -	$ -
3156	T624001663	368.0	$ -	$ -	$ -	$ -	$ -
3157	T624001663	369.0	$ -	$ -	$ -	$ -	$ -
3158	T660001664	367.1	$ -	$ -	$ -	$ -	$ -
3159	T660001664	368.0	$ -	$ -	$ -	$ -	$ -
3160	T660001664	369.0	$ -	$ -	$ -	$ -	$ -
3161	T680001665	367.1	$ -	$ -	$ -	$ -	$ -
3162	T680001665	368.0	$ -	$ -	$ -	$ -	$ -
3163	T680001665	369.0	$ -	$ -	$ -	$ -	$ -
3164	680001666	381.0	$ -	$ -	$ -	$ -	$ -
3165	680001667	381.0	$ -	$ -	$ -	$ -	$ -
3166	T680001668	367.1	$ -	$ -	$ -	$ -	$ -
3167	T680001668	368.0	$ -	$ -	$ -	$ -	$ -
3168	T680001668	369.0	$ -	$ -	$ -	$ -	$ -
3169	T680001669	367.1	$ -	$ -	$ -	$ -	$ -
3170	T680001669	368.0	$ -	$ -	$ -	$ -	$ -
3171	T680001669	369.0	$ -	$ -	$ -	$ -	$ -
3172	T621001670	367.1	$ -	$ -	$ -	$ -	$ -
3173	T621001670	368.0	$ -	$ -	$ -	$ -	$ -
3174	T621001670	369.0	$ -	$ -	$ -	$ -	$ -
3175	T621001671	367.1	$ -	$ -	$ -	$ -	$ -
3176	T621001671	368.0	$ -	$ -	$ -	$ -	$ -
3177	T621001671	369.0	$ -	$ -	$ -	$ -	$ -

Sponsored by NMGC Witness Erik C. Buchanan

WP Plant 6 Accum Res Balances

NEW MEXICO GAS COMPANY, INC.

Accumulated Reserve Account
Base Period - 12 Months Ending March 31, 2023
Future Test Year - 12 Months Ending September 30, 2025

	A	B	C	D	E	F	G	H	I	J	K	L	M	N	O
1			Adjusted Base Period												
2			Balance	Balance	Balance	Balance	Balance	Balance	Balance	Balance	Balance	Balance	Balance	Balance	Balance
3	Investment Number / Beginning Balance	FERC Account	**3/31/2023**	**4/30/2023**	**5/31/2023**	**6/30/2023**	**7/31/2023**	**8/31/2023**	**9/30/2023**	**10/31/2023**	**11/30/2023**	**12/31/2023**	**1/31/2024**	**2/29/2024**	**3/31/2024**
3178	T680001672	367.1	$ -	$ -	$ -	$ -	$ -	$ -	$ -	$ -	$ -	$ -	$ -	$ -	$ -
3179	T680001672	368.0	$ -	$ -	$ -	$ -	$ -	$ -	$ -	$ -	$ -	$ -	$ -	$ -	$ -
3180	T680001672	369.0	$ -	$ -	$ -	$ -	$ -	$ -	$ -	$ -	$ -	$ -	$ -	$ -	$ -
3181	T660001673	367.1	$ -	$ -	$ -	$ -	$ -	$ -	$ -	$ -	$ -	$ -	$ -	$ -	$ -
3182	T660001673	368.0	$ -	$ -	$ -	$ -	$ -	$ -	$ -	$ -	$ -	$ -	$ -	$ -	$ -
3183	T660001673	369.0	$ -	$ -	$ -	$ -	$ -	$ -	$ -	$ -	$ -	$ -	$ -	$ -	$ -
3184	T660001674	367.1	$ -	$ -	$ -	$ -	$ -	$ -	$ -	$ -	$ -	$ -	$ -	$ -	$ -
3185	T660001674	368.0	$ -	$ -	$ -	$ -	$ -	$ -	$ -	$ -	$ -	$ -	$ -	$ -	$ -
3186	T660001674	369.0	$ -	$ -	$ -	$ -	$ -	$ -	$ -	$ -	$ -	$ -	$ -	$ -	$ -
3187	T624001675	369.0	$ -	$ -	$ -	$ -	$ -	$ -	$ -	$ -	$ -	$ -	$ -	$ -	$ -
3188	T680001676	367.1	$ -	$ -	$ -	$ -	$ -	$ -	$ -	$ -	$ -	$ -	$ -	$ -	$ -
3189	T680001676	368.0	$ -	$ -	$ -	$ -	$ -	$ -	$ -	$ -	$ -	$ -	$ -	$ -	$ -
3190	T680001676	369.0	$ -	$ -	$ -	$ -	$ -	$ -	$ -	$ -	$ -	$ -	$ -	$ -	$ -
3191	T660001677	367.1	$ -	$ -	$ -	$ -	$ -	$ -	$ -	$ -	$ -	$ -	$ -	$ -	$ -
3192	T660001677	368.0	$ -	$ -	$ -	$ -	$ -	$ -	$ -	$ -	$ -	$ -	$ -	$ -	$ -
3193	T660001677	369.0	$ -	$ -	$ -	$ -	$ -	$ -	$ -	$ -	$ -	$ -	$ -	$ -	$ -
3194	T660001678	367.1	$ -	$ -	$ -	$ -	$ -	$ -	$ -	$ -	$ -	$ -	$ -	$ -	$ -
3195	T660001678	368.0	$ -	$ -	$ -	$ -	$ -	$ -	$ -	$ -	$ -	$ -	$ -	$ -	$ -
3196	T660001678	369.0	$ -	$ -	$ -	$ -	$ -	$ -	$ -	$ -	$ -	$ -	$ -	$ -	$ -
3197	T680001679	367.1	$ -	$ -	$ -	$ -	$ -	$ -	$ -	$ -	$ -	$ -	$ -	$ -	$ -
3198	T680001679	368.0	$ -	$ -	$ -	$ -	$ -	$ -	$ -	$ -	$ -	$ -	$ -	$ -	$ -
3199	T680001679	369.0	$ -	$ -	$ -	$ -	$ -	$ -	$ -	$ -	$ -	$ -	$ -	$ -	$ -
3200	T624001680	367.1	$ -	$ -	$ -	$ -	$ -	$ -	$ -	$ -	$ -	$ -	$ -	$ -	$ -
3201	T624001680	368.0	$ -	$ -	$ -	$ -	$ -	$ -	$ -	$ -	$ -	$ -	$ -	$ -	$ -
3202	T624001680	369.0	$ -	$ -	$ -	$ -	$ -	$ -	$ -	$ -	$ -	$ -	$ -	$ -	$ -
3203	T680001681	367.1	$ -	$ -	$ -	$ -	$ -	$ -	$ -	$ -	$ -	$ -	$ -	$ -	$ -
3204	T680001681	368.0	$ -	$ -	$ -	$ -	$ -	$ -	$ -	$ -	$ -	$ -	$ -	$ -	$ -
3205	T680001681	369.0	$ -	$ -	$ -	$ -	$ -	$ -	$ -	$ -	$ -	$ -	$ -	$ -	$ -
3206	T624001682	368.0	$ -	$ -	$ -	$ -	$ -	$ -	$ -	$ -	$ -	$ -	$ -	$ -	$ -
3207	T624001682	369.0	$ -	$ -	$ -	$ -	$ -	$ -	$ -	$ -	$ -	$ -	$ -	$ -	$ -
3208	601001683	390.0	$ -	$ -	$ -	$ -	$ -	$ -	$ -	$ -	$ -	$ -	$ -	$ -	$ -
3209	601001684	391.2	$ -	$ -	$ -	$ -	$ 9,166	$ 18,331	$ 27,587	$ 36,842	$ 46,097	$ 55,353	$ 64,608	$ 73,864	$ 83,119
3210	601001684	397.0	$ -	$ -	$ -	$ -	$ 206	$ 412	$ 849	$ 1,286	$ 1,723	$ 2,160	$ 2,597	$ 3,034	$ 3,471
3211	601001684	398.0	$ -	$ -	$ -	$ -	$ 779	$ 1,558	$ 2,450	$ 3,341	$ 4,233	$ 5,125	$ 6,016	$ 6,908	$ 7,800
3212	T624001685	367.1	$ -	$ -	$ -	$ -	$ -	$ -	$ -	$ -	$ -	$ -	$ -	$ -	$ -
3213	T624001685	368.0	$ -	$ -	$ -	$ -	$ -	$ -	$ -	$ -	$ -	$ -	$ -	$ -	$ -
3214	T624001685	369.0	$ -	$ -	$ -	$ -	$ -	$ -	$ -	$ -	$ -	$ -	$ -	$ -	$ -
3215	T680001686	367.1	$ -	$ -	$ -	$ -	$ -	$ -	$ -	$ -	$ -	$ -	$ -	$ -	$ -
3216	T680001686	368.0	$ -	$ -	$ -	$ -	$ -	$ -	$ -	$ -	$ -	$ -	$ -	$ -	$ -
3217	T680001686	369.0	$ -	$ -	$ -	$ -	$ -	$ -	$ -	$ -	$ -	$ -	$ -	$ -	$ -
3218	T660001687	367.1	$ -	$ -	$ -	$ -	$ -	$ -	$ -	$ -	$ -	$ -	$ -	$ -	$ -
3219	T660001687	368.0	$ -	$ -	$ -	$ -	$ -	$ -	$ -	$ -	$ -	$ -	$ -	$ -	$ -
3220	T660001687	369.0	$ -	$ -	$ -	$ -	$ -	$ -	$ -	$ -	$ -	$ -	$ -	$ -	$ -
3221	T660001688	367.1	$ -	$ -	$ -	$ -	$ -	$ -	$ -	$ -	$ -	$ -	$ -	$ -	$ -
3222	T660001688	368.0	$ -	$ -	$ -	$ -	$ -	$ -	$ -	$ -	$ -	$ -	$ -	$ -	$ -
3223	T660001688	369.0	$ -	$ -	$ -	$ -	$ -	$ -	$ -	$ -	$ -	$ -	$ -	$ -	$ -

Sponsored by NMGC Witness Erik C. Buchanan

WP Plant 6 Accum Res Balances

NEW MEXICO GAS COMPANY, INC.

Accumulated Reserve Account
Base Period - 12 Months Ending March 31, 2023
Future Test Year - 12 Months Ending September 30, 2025

	A	B	P	Q	R	S	T	U	V	W	X	Y	Z	AA	AB
1															
2			Balance	Balance	Balance	Balance	Balance	Balance	Balance	Balance	Balance	Balance	Balance	Balance	Balance
3	Investment Number / Beginning Balance	FERC Account	4/30/2024	5/31/2024	6/30/2024	7/31/2024	8/31/2024	9/30/2024	10/31/2024	11/30/2024	12/31/2024	1/31/2025	2/28/2025	3/31/2025	4/30/2025
3178	T680001672	367.1	$ -	$ -	$ -	$ -	$ -	$ -	$ -	$ -	$ -	$ -	$ -	$ -	$ -
3179	T680001672	368.0	$ -	$ -	$ -	$ -	$ -	$ -	$ -	$ -	$ -	$ -	$ -	$ -	$ -
3180	T680001672	369.0	$ -	$ -	$ -	$ -	$ -	$ -	$ -	$ -	$ -	$ -	$ -	$ -	$ -
3181	T660001673	367.1	$ -	$ -	$ -	$ -	$ -	$ -	$ -	$ -	$ -	$ -	$ -	$ -	$ -
3182	T660001673	368.0	$ -	$ -	$ -	$ -	$ -	$ -	$ -	$ -	$ -	$ -	$ -	$ -	$ -
3183	T660001673	369.0	$ -	$ -	$ -	$ -	$ -	$ -	$ -	$ -	$ -	$ -	$ -	$ -	$ -
3184	T660001674	367.1	$ -	$ -	$ -	$ -	$ -	$ -	$ -	$ -	$ -	$ -	$ -	$ -	$ -
3185	T660001674	368.0	$ -	$ -	$ -	$ -	$ -	$ -	$ -	$ -	$ -	$ -	$ -	$ -	$ -
3186	T660001674	369.0	$ -	$ -	$ -	$ -	$ -	$ -	$ -	$ -	$ -	$ -	$ -	$ -	$ -
3187	T624001675	369.0	$ -	$ -	$ -	$ -	$ -	$ -	$ -	$ -	$ -	$ -	$ -	$ -	$ -
3188	T680001676	367.1	$ -	$ -	$ -	$ -	$ -	$ -	$ -	$ -	$ -	$ -	$ -	$ -	$ -
3189	T680001676	368.0	$ -	$ -	$ -	$ -	$ -	$ -	$ -	$ -	$ -	$ -	$ -	$ -	$ -
3190	T680001676	369.0	$ -	$ -	$ -	$ -	$ -	$ -	$ -	$ -	$ -	$ -	$ -	$ -	$ -
3191	T660001677	367.1	$ -	$ -	$ -	$ -	$ -	$ -	$ -	$ -	$ -	$ -	$ -	$ -	$ -
3192	T660001677	368.0	$ -	$ -	$ -	$ -	$ -	$ -	$ -	$ -	$ -	$ -	$ -	$ -	$ -
3193	T660001677	369.0	$ -	$ -	$ -	$ -	$ -	$ -	$ -	$ -	$ -	$ -	$ -	$ -	$ -
3194	T660001678	367.1	$ -	$ -	$ -	$ -	$ -	$ -	$ -	$ -	$ -	$ -	$ -	$ -	$ -
3195	T660001678	368.0	$ -	$ -	$ -	$ -	$ -	$ -	$ -	$ -	$ -	$ -	$ -	$ -	$ -
3196	T660001678	369.0	$ -	$ -	$ -	$ -	$ -	$ -	$ -	$ -	$ -	$ -	$ -	$ -	$ -
3197	T680001679	367.1	$ -	$ -	$ -	$ -	$ -	$ -	$ -	$ -	$ -	$ -	$ -	$ -	$ -
3198	T680001679	368.0	$ -	$ -	$ -	$ -	$ -	$ -	$ -	$ -	$ -	$ -	$ -	$ -	$ -
3199	T680001679	369.0	$ -	$ -	$ -	$ -	$ -	$ -	$ -	$ -	$ -	$ -	$ -	$ -	$ -
3200	T624001680	367.1	$ -	$ -	$ -	$ -	$ -	$ -	$ -	$ -	$ -	$ -	$ -	$ -	$ -
3201	T624001680	368.0	$ -	$ -	$ -	$ -	$ -	$ -	$ -	$ -	$ -	$ -	$ -	$ -	$ -
3202	T624001680	369.0	$ -	$ -	$ -	$ -	$ -	$ -	$ -	$ -	$ -	$ -	$ -	$ -	$ -
3203	T680001681	367.1	$ -	$ -	$ -	$ -	$ -	$ -	$ -	$ -	$ -	$ -	$ -	$ -	$ -
3204	T680001681	368.0	$ -	$ -	$ -	$ -	$ -	$ -	$ -	$ -	$ -	$ -	$ -	$ -	$ -
3205	T680001681	369.0	$ -	$ -	$ -	$ -	$ -	$ -	$ -	$ -	$ -	$ -	$ -	$ -	$ -
3206	T624001682	368.0	$ -	$ -	$ -	$ -	$ -	$ -	$ -	$ -	$ -	$ -	$ -	$ -	$ -
3207	T624001682	369.0	$ -	$ -	$ -	$ -	$ -	$ -	$ -	$ -	$ -	$ -	$ -	$ -	$ -
3208	601001683	390.0	$ -	$ -	$ -	$ -	$ -	$ -	$ -	$ -	$ -	$ -	$ -	$ -	$ -
3209	601001684	391.2	$ 92,375	$ 101,630	$ 110,885	$ 120,141	$ 129,396	$ 138,652	$ 147,907	$ 157,163	$ 166,418	$ 175,673	$ 184,929	$ 194,184	$ 203,440
3210	601001684	397.0	$ 3,908	$ 4,345	$ 4,782	$ 5,219	$ 5,656	$ 6,093	$ 6,530	$ 6,967	$ 7,404	$ 7,841	$ 8,278	$ 8,715	$ 9,152
3211	601001684	398.0	$ 8,691	$ 9,583	$ 10,475	$ 11,366	$ 12,258	$ 13,150	$ 14,041	$ 14,933	$ 15,825	$ 16,716	$ 17,608	$ 18,500	$ 19,391
3212	T624001685	367.1	$ -	$ -	$ -	$ -	$ -	$ -	$ -	$ -	$ -	$ -	$ -	$ -	$ -
3213	T624001685	368.0	$ -	$ -	$ -	$ -	$ -	$ -	$ -	$ -	$ -	$ -	$ -	$ -	$ -
3214	T624001685	369.0	$ -	$ -	$ -	$ -	$ -	$ -	$ -	$ -	$ -	$ -	$ -	$ -	$ -
3215	T680001686	367.1	$ -	$ -	$ -	$ -	$ -	$ -	$ -	$ -	$ -	$ -	$ -	$ -	$ -
3216	T680001686	368.0	$ -	$ -	$ -	$ -	$ -	$ -	$ -	$ -	$ -	$ -	$ -	$ -	$ -
3217	T680001686	369.0	$ -	$ -	$ -	$ -	$ -	$ -	$ -	$ -	$ -	$ -	$ -	$ -	$ -
3218	T660001687	367.1	$ -	$ -	$ -	$ -	$ -	$ -	$ -	$ -	$ -	$ -	$ -	$ -	$ -
3219	T660001687	368.0	$ -	$ -	$ -	$ -	$ -	$ -	$ -	$ -	$ -	$ -	$ -	$ -	$ -
3220	T660001687	369.0	$ -	$ -	$ -	$ -	$ -	$ -	$ -	$ -	$ -	$ -	$ -	$ -	$ -
3221	T660001688	367.1	$ -	$ -	$ -	$ -	$ -	$ -	$ -	$ -	$ -	$ -	$ -	$ -	$ -
3222	T660001688	368.0	$ -	$ -	$ -	$ -	$ -	$ -	$ -	$ -	$ -	$ -	$ -	$ -	$ -
3223	T660001688	369.0	$ -	$ -	$ -	$ -	$ -	$ -	$ -	$ -	$ -	$ -	$ -	$ -	$ -

Sponsored by NMGC Witness Erik C. Buchanan

WP Plant 6 Accum Res Balances

NEW MEXICO GAS COMPANY, INC.

Accumulated Reserve Account
Base Period - 12 Months Ending March 31, 2023
Future Test Year - 12 Months Ending September 30, 2025

	A	B	AC	AD	AE	AF	AG
1							
2			Balance	Balance	Balance	Balance	Balance
3	Investment Number / Beginning Balance	FERC Account	**5/31/2025**	**6/30/2025**	**7/31/2025**	**8/31/2025**	**9/30/2025**
3178	T680001672	367.1	$ -	$ -	$ -	$ -	$ -
3179	T680001672	368.0	$ -	$ -	$ -	$ -	$ -
3180	T680001672	369.0	$ -	$ -	$ -	$ -	$ -
3181	T660001673	367.1	$ -	$ -	$ -	$ -	$ -
3182	T660001673	368.0	$ -	$ -	$ -	$ -	$ -
3183	T660001673	369.0	$ -	$ -	$ -	$ -	$ -
3184	T660001674	367.1	$ -	$ -	$ -	$ -	$ -
3185	T660001674	368.0	$ -	$ -	$ -	$ -	$ -
3186	T660001674	369.0	$ -	$ -	$ -	$ -	$ -
3187	T624001675	369.0	$ -	$ -	$ -	$ -	$ -
3188	T680001676	367.1	$ -	$ -	$ -	$ -	$ -
3189	T680001676	368.0	$ -	$ -	$ -	$ -	$ -
3190	T680001676	369.0	$ -	$ -	$ -	$ -	$ -
3191	T660001677	367.1	$ -	$ -	$ -	$ -	$ -
3192	T660001677	368.0	$ -	$ -	$ -	$ -	$ -
3193	T660001677	369.0	$ -	$ -	$ -	$ -	$ -
3194	T660001678	367.1	$ -	$ -	$ -	$ -	$ -
3195	T660001678	368.0	$ -	$ -	$ -	$ -	$ -
3196	T660001678	369.0	$ -	$ -	$ -	$ -	$ -
3197	T680001679	367.1	$ -	$ -	$ -	$ -	$ -
3198	T680001679	368.0	$ -	$ -	$ -	$ -	$ -
3199	T680001679	369.0	$ -	$ -	$ -	$ -	$ -
3200	T624001680	367.1	$ -	$ -	$ -	$ -	$ -
3201	T624001680	368.0	$ -	$ -	$ -	$ -	$ -
3202	T624001680	369.0	$ -	$ -	$ -	$ -	$ -
3203	T680001681	367.1	$ -	$ -	$ -	$ -	$ -
3204	T680001681	368.0	$ -	$ -	$ -	$ -	$ -
3205	T680001681	369.0	$ -	$ -	$ -	$ -	$ -
3206	T624001682	368.0	$ -	$ -	$ -	$ -	$ -
3207	T624001682	369.0	$ -	$ -	$ -	$ -	$ -
3208	601001683	390.0	$ -	$ -	$ -	$ -	$ -
3209	601001684	391.2	$ 212,695	$ 221,951	$ 231,206	$ 240,461	$ 249,717
3210	601001684	397.0	$ 9,589	$ 10,026	$ 10,463	$ 10,900	$ 11,337
3211	601001684	398.0	$ 20,283	$ 21,175	$ 22,066	$ 22,958	$ 23,849
3212	T624001685	367.1	$ -	$ -	$ -	$ -	$ -
3213	T624001685	368.0	$ -	$ -	$ -	$ -	$ -
3214	T624001685	369.0	$ -	$ -	$ -	$ -	$ -
3215	T680001686	367.1	$ -	$ -	$ -	$ -	$ -
3216	T680001686	368.0	$ -	$ -	$ -	$ -	$ -
3217	T680001686	369.0	$ -	$ -	$ -	$ -	$ -
3218	T660001687	367.1	$ -	$ -	$ -	$ -	$ -
3219	T660001687	368.0	$ -	$ -	$ -	$ -	$ -
3220	T660001687	369.0	$ -	$ -	$ -	$ -	$ -
3221	T660001688	367.1	$ -	$ -	$ -	$ -	$ -
3222	T660001688	368.0	$ -	$ -	$ -	$ -	$ -
3223	T660001688	369.0	$ -	$ -	$ -	$ -	$ -

Sponsored by NMGC Witness Erik C. Buchanan

NEW MEXICO GAS COMPANY, INC.

Accumulated Reserve Account
Base Period - 12 Months Ending March 31, 2023
Future Test Year - 12 Months Ending September 30, 2025

	A	B	C	D	E	F	G	H	I	J	K	L	M	N	O
1			Adjusted Base Period												
2			Balance	Balance	Balance	Balance	Balance	Balance	Balance	Balance	Balance	Balance	Balance	Balance	Balance
3	Investment Number / Beginning Balance	FERC Account	**3/31/2023**	**4/30/2023**	**5/31/2023**	**6/30/2023**	**7/31/2023**	**8/31/2023**	**9/30/2023**	**10/31/2023**	**11/30/2023**	**12/31/2023**	**1/31/2024**	**2/29/2024**	**3/31/2024**
3224	601001689	303.3	$ -	$ -	$ -	$ -	$ -	$ -	$ -	$ -	$ -	$ -	$ -	$ -	$ -
3225	601001690	303.3	$ -	$ -	$ -	$ -	$ -	$ -	$ -	$ -	$ -	$ -	$ -	$ -	$ -
3226	T610001691	368.0	$ -	$ -	$ -	$ -	$ -	$ -	$ -	$ -	$ -	$ -	$ -	$ -	$ -
3227	T610001691	369.0	$ -	$ -	$ -	$ -	$ -	$ -	$ -	$ -	$ -	$ -	$ -	$ -	$ -
3228	T610001692	368.0	$ -	$ -	$ -	$ -	$ -	$ -	$ 93	$ 186	$ 279	$ 372	$ 465	$ 558	$ 651
3229	T610001692	369.0	$ -	$ -	$ -	$ -	$ -	$ -	$ 384	$ 768	$ 1,153	$ 1,537	$ 1,921	$ 2,305	$ 2,689
3230	T610001693	368.0	$ -	$ -	$ -	$ -	$ -	$ -	$ -	$ -	$ -	$ -	$ -	$ -	$ -
3231	T610001693	369.0	$ -	$ -	$ -	$ -	$ -	$ -	$ -	$ -	$ -	$ -	$ -	$ -	$ -
3232	601001694	303.3	$ -	$ -	$ -	$ -	$ -	$ -	$ -	$ -	$ -	$ -	$ -	$ -	$ -
3233	601001695	303.3	$ -	$ -	$ -	$ -	$ -	$ -	$ -	$ -	$ -	$ -	$ -	$ -	$ -
3234	601001696	303.3	$ -	$ -	$ -	$ 3	$ 7	$ 10	$ 13	$ 16	$ 20	$ 23	$ 26	$ 29	$ 33
3235	601001697	303.3	$ -	$ -	$ -	$ -	$ 4,414	$ 8,828	$ 13,242	$ 17,656	$ 22,070	$ 26,484	$ 30,898	$ 35,312	$ 39,726
3236	601001698	303.3	$ -	$ -	$ -	$ 485	$ 970	$ 1,454	$ 1,939	$ 2,424	$ 2,909	$ 3,394	$ 3,879	$ 4,363	$ 4,848
3237	601001699	303.3	$ -	$ -	$ -	$ 5	$ 9	$ 14	$ 18	$ 23	$ 27	$ 32	$ 36	$ 41	$ 45
3238	601001700	303.3	$ -	$ -	$ -	$ -	$ -	$ -	$ -	$ -	$ -	$ 1,530	$ 3,061	$ 4,591	$ 6,122
3239	601001701	303.3	$ -	$ -	$ -	$ -	$ -	$ -	$ -	$ -	$ -	$ -	$ -	$ -	$ -
3240	601001702	303.3	$ -	$ -	$ -	$ -	$ -	$ -	$ -	$ -	$ -	$ -	$ -	$ -	$ -
3241	601001703	303.3	$ -	$ -	$ -	$ -	$ -	$ -	$ -	$ -	$ -	$ -	$ -	$ 661	$ 1,322
3242	601001704	303.3	$ -	$ -	$ -	$ -	$ -	$ -	$ -	$ -	$ -	$ -	$ -	$ 334	$ 668
3243	601001705	303.3	$ -	$ -	$ -	$ -	$ -	$ -	$ -	$ -	$ -	$ -	$ -	$ -	$ -
3244	601001706	303.3	$ -	$ -	$ -	$ -	$ -	$ -	$ -	$ -	$ -	$ -	$ -	$ -	$ -
3245	601001707	303.3	$ -	$ -	$ -	$ -	$ -	$ -	$ -	$ -	$ -	$ -	$ -	$ -	$ -
3246	601001708	303.3	$ -	$ -	$ -	$ -	$ -	$ -	$ -	$ -	$ -	$ -	$ -	$ -	$ -
3247	601001709	303.3	$ -	$ -	$ -	$ -	$ -	$ -	$ -	$ -	$ -	$ -	$ -	$ -	$ -
3248	601001710	303.3	$ -	$ -	$ -	$ -	$ -	$ -	$ -	$ -	$ -	$ -	$ -	$ -	$ -
3249	601001711	303.3	$ -	$ -	$ -	$ -	$ -	$ -	$ -	$ -	$ -	$ -	$ -	$ -	$ -
3250	601001712	303.3	$ -	$ -	$ -	$ -	$ -	$ -	$ -	$ -	$ -	$ -	$ -	$ -	$ -
3251	601001713	303.3	$ -	$ -	$ -	$ -	$ -	$ -	$ 48	$ 96	$ 144	$ 191	$ 239	$ 287	$ 335
3252	601001714	303.3	$ -	$ -	$ -	$ -	$ -	$ -	$ -	$ -	$ -	$ -	$ -	$ -	$ -
3253	601001715	303.3	$ -	$ -	$ -	$ -	$ -	$ -	$ -	$ -	$ -	$ -	$ -	$ -	$ -
3254	601001716	391.2	$ -	$ -	$ -	$ -	$ -	$ -	$ -	$ -	$ -	$ -	$ -	$ -	$ -
3255	601001716	397.0	$ -	$ -	$ -	$ -	$ -	$ -	$ -	$ -	$ -	$ -	$ -	$ -	$ -
3256	601001716	398.0	$ -	$ -	$ -	$ -	$ -	$ -	$ -	$ -	$ -	$ -	$ -	$ -	$ -
3257	601001717	391.2	$ -	$ -	$ -	$ -	$ -	$ -	$ -	$ -	$ -	$ -	$ -	$ -	$ -
3258	601001717	397.0	$ -	$ -	$ -	$ -	$ -	$ -	$ -	$ -	$ -	$ -	$ -	$ -	$ -
3259	601001717	398.0	$ -	$ -	$ -	$ -	$ -	$ -	$ -	$ -	$ -	$ -	$ -	$ -	$ -
3260	601001718	391.2	$ -	$ -	$ -	$ -	$ -	$ -	$ -	$ -	$ -	$ -	$ -	$ -	$ -
3261	601001718	397.0	$ -	$ -	$ -	$ -	$ -	$ -	$ -	$ -	$ -	$ -	$ -	$ -	$ -
3262	601001718	398.0	$ -	$ -	$ -	$ -	$ -	$ -	$ -	$ -	$ -	$ -	$ -	$ -	$ -
3263	601001719	391.2	$ -	$ -	$ -	$ -	$ -	$ -	$ -	$ -	$ -	$ -	$ -	$ -	$ -
3264	601001719	397.0	$ -	$ -	$ -	$ -	$ -	$ -	$ -	$ -	$ -	$ -	$ -	$ -	$ -
3265	601001719	398.0	$ -	$ -	$ -	$ -	$ -	$ -	$ -	$ -	$ -	$ -	$ -	$ -	$ -
3266	601001720	391.2	$ -	$ -	$ -	$ -	$ -	$ -	$ -	$ -	$ -	$ -	$ -	$ -	$ -
3267	601001720	397.0	$ -	$ -	$ -	$ -	$ -	$ -	$ -	$ -	$ -	$ -	$ -	$ -	$ -
3268	601001720	398.0	$ -	$ -	$ -	$ -	$ -	$ -	$ -	$ -	$ -	$ -	$ -	$ -	$ -
3269	601001721	391.2	$ -	$ -	$ -	$ -	$ -	$ -	$ -	$ -	$ -	$ -	$ -	$ -	$ -

Sponsored by NMGC Witness Erik C. Buchanan

WP Plant 6 Accum Res Balances

NEW MEXICO GAS COMPANY, INC.

Accumulated Reserve Account
Base Period - 12 Months Ending March 31, 2023
Future Test Year - 12 Months Ending September 30, 2025

	A	B	P	Q	R	S	T	U	V	W	X	Y	Z	AA	AB
1															
2			Balance	Balance	Balance	Balance	Balance	Balance	Balance	Balance	Balance	Balance	Balance	Balance	Balance
3	Investment Number / Beginning Balance	FERC Account	4/30/2024	5/31/2024	6/30/2024	7/31/2024	8/31/2024	9/30/2024	10/31/2024	11/30/2024	12/31/2024	1/31/2025	2/28/2025	3/31/2025	4/30/2025
3224	601001689	303.3	$ -	$ -	$ -	$ -	$ -	$ -	$ -	$ -	$ -	$ -	$ -	$ -	$ -
3225	601001690	303.3	$ -	$ -	$ -	$ -	$ -	$ -	$ -	$ -	$ -	$ -	$ -	$ -	$ -
3226	T610001691	368.0	$ -	$ -	$ -	$ -	$ -	$ -	$ -	$ -	$ -	$ -	$ -	$ -	$ -
3227	T610001691	369.0	$ -	$ -	$ -	$ -	$ -	$ -	$ -	$ -	$ -	$ -	$ -	$ -	$ -
3228	T610001692	368.0	$ 744	$ 836	$ 929	$ 1,022	$ 1,115	$ 1,208	$ 1,301	$ 1,394	$ 1,487	$ 1,580	$ 1,673	$ 1,766	$ 1,859
3229	T610001692	369.0	$ 3,073	$ 3,458	$ 3,842	$ 4,226	$ 4,610	$ 4,994	$ 5,378	$ 5,763	$ 6,147	$ 6,531	$ 6,915	$ 7,299	$ 7,683
3230	T610001693	368.0	$ -	$ -	$ -	$ -	$ -	$ -	$ -	$ -	$ -	$ -	$ -	$ -	$ -
3231	T610001693	369.0	$ -	$ -	$ -	$ -	$ -	$ -	$ -	$ -	$ -	$ -	$ -	$ -	$ -
3232	601001694	303.3	$ -	$ -	$ -	$ -	$ -	$ -	$ -	$ -	$ -	$ -	$ -	$ -	$ -
3233	601001695	303.3	$ -	$ -	$ -	$ -	$ -	$ -	$ -	$ -	$ -	$ -	$ -	$ -	$ -
3234	601001696	303.3	$ 36	$ 39	$ 42	$ 46	$ 49	$ 52	$ 55	$ 59	$ 62	$ 65	$ 68	$ 72	$ 75
3235	601001697	303.3	$ 44,140	$ 48,554	$ 52,968	$ 57,382	$ 61,795	$ 66,209	$ 70,623	$ 75,037	$ 79,451	$ 83,865	$ 88,279	$ 92,693	$ 97,107
3236	601001698	303.3	$ 5,333	$ 5,818	$ 6,303	$ 6,788	$ 7,272	$ 7,757	$ 8,242	$ 8,727	$ 9,212	$ 9,697	$ 10,181	$ 10,666	$ 11,151
3237	601001699	303.3	$ 50	$ 54	$ 59	$ 63	$ 68	$ 72	$ 77	$ 81	$ 86	$ 90	$ 95	$ 99	$ 104
3238	601001700	303.3	$ 7,652	$ 9,182	$ 10,713	$ 12,243	$ 13,773	$ 15,304	$ 16,834	$ 18,365	$ 19,895	$ 21,425	$ 22,956	$ 24,486	$ 26,016
3239	601001701	303.3	$ -	$ -	$ -	$ -	$ -	$ -	$ -	$ -	$ -	$ -	$ -	$ -	$ -
3240	601001702	303.3	$ -	$ -	$ -	$ -	$ -	$ -	$ -	$ -	$ -	$ -	$ -	$ -	$ -
3241	601001703	303.3	$ 1,983	$ 2,643	$ 3,304	$ 3,965	$ 4,626	$ 5,287	$ 5,948	$ 6,609	$ 7,269	$ 7,930	$ 8,591	$ 9,252	$ 9,913
3242	601001704	303.3	$ 1,002	$ 1,335	$ 1,669	$ 2,003	$ 2,337	$ 2,671	$ 3,005	$ 3,339	$ 3,673	$ 4,006	$ 4,340	$ 4,674	$ 5,008
3243	601001705	303.3	$ -	$ -	$ -	$ -	$ -	$ -	$ -	$ -	$ -	$ -	$ 2,550	$ 5,101	$ 7,651
3244	601001706	303.3	$ -	$ -	$ -	$ -	$ -	$ -	$ -	$ -	$ -	$ -	$ -	$ -	$ -
3245	601001707	303.3	$ -	$ -	$ -	$ -	$ -	$ -	$ -	$ -	$ -	$ -	$ -	$ -	$ -
3246	601001708	303.3	$ -	$ -	$ -	$ -	$ -	$ -	$ -	$ -	$ -	$ -	$ -	$ -	$ -
3247	601001709	303.3	$ -	$ -	$ -	$ -	$ -	$ -	$ -	$ -	$ -	$ -	$ -	$ -	$ -
3248	601001710	303.3	$ -	$ -	$ -	$ -	$ -	$ -	$ -	$ -	$ -	$ -	$ -	$ -	$ -
3249	601001711	303.3	$ -	$ -	$ -	$ -	$ -	$ -	$ -	$ -	$ -	$ -	$ -	$ -	$ -
3250	601001712	303.3	$ -	$ -	$ -	$ -	$ -	$ -	$ -	$ -	$ -	$ -	$ -	$ -	$ -
3251	601001713	303.3	$ 383	$ 431	$ 478	$ 526	$ 574	$ 622	$ 670	$ 718	$ 765	$ 813	$ 861	$ 909	$ 957
3252	601001714	303.3	$ -	$ -	$ -	$ -	$ -	$ -	$ -	$ -	$ -	$ -	$ -	$ -	$ -
3253	601001715	303.3	$ -	$ -	$ -	$ -	$ -	$ -	$ -	$ -	$ -	$ -	$ -	$ -	$ -
3254	601001716	391.2	$ 18	$ 35	$ 53	$ 1,475	$ 2,897	$ 4,318	$ 7,526	$ 10,733	$ 13,940	$ 18,611	$ 23,281	$ 27,952	$ 32,622
3255	601001716	397.0	$ 1	$ 2	$ 2	$ 70	$ 137	$ 204	$ 355	$ 507	$ 658	$ 879	$ 1,099	$ 1,320	$ 1,540
3256	601001716	398.0	$ 2	$ 3	$ 5	$ 142	$ 279	$ 416	$ 725	$ 1,034	$ 1,343	$ 1,793	$ 2,243	$ 2,693	$ 3,143
3257	601001717	391.2	$ -	$ -	$ -	$ -	$ -	$ -	$ -	$ -	$ -	$ -	$ -	$ -	$ 811
3258	601001717	397.0	$ -	$ -	$ -	$ -	$ -	$ -	$ -	$ -	$ -	$ -	$ -	$ -	$ 38
3259	601001717	398.0	$ -	$ -	$ -	$ -	$ -	$ -	$ -	$ -	$ -	$ -	$ -	$ -	$ 78
3260	601001718	391.2	$ -	$ -	$ -	$ -	$ -	$ -	$ -	$ -	$ -	$ -	$ -	$ -	$ -
3261	601001718	397.0	$ -	$ -	$ -	$ -	$ -	$ -	$ -	$ -	$ -	$ -	$ -	$ -	$ -
3262	601001718	398.0	$ -	$ -	$ -	$ -	$ -	$ -	$ -	$ -	$ -	$ -	$ -	$ -	$ -
3263	601001719	391.2	$ -	$ -	$ -	$ -	$ -	$ -	$ -	$ -	$ -	$ -	$ -	$ -	$ -
3264	601001719	397.0	$ -	$ -	$ -	$ -	$ -	$ -	$ -	$ -	$ -	$ -	$ -	$ -	$ -
3265	601001719	398.0	$ -	$ -	$ -	$ -	$ -	$ -	$ -	$ -	$ -	$ -	$ -	$ -	$ -
3266	601001720	391.2	$ -	$ -	$ -	$ -	$ -	$ -	$ -	$ -	$ -	$ -	$ 600	$ 1,200	$ 1,801
3267	601001720	397.0	$ -	$ -	$ -	$ -	$ -	$ -	$ -	$ -	$ -	$ -	$ 28	$ 57	$ 85
3268	601001720	398.0	$ -	$ -	$ -	$ -	$ -	$ -	$ -	$ -	$ -	$ -	$ 58	$ 116	$ 173
3269	601001721	391.2	$ -	$ -	$ -	$ -	$ -	$ -	$ -	$ -	$ -	$ -	$ -	$ -	$ -

Sponsored by NMGC Witness Erik C. Buchanan

WP Plant 6 Accum Res Balances

NEW MEXICO GAS COMPANY, INC.

Accumulated Reserve Account
Base Period - 12 Months Ending March 31, 2023
Future Test Year - 12 Months Ending September 30, 2025

	A	B	AC	AD	AE	AF	AG
1							
2			Balance	Balance	Balance	Balance	Balance
3	Investment Number / Beginning Balance	FERC Account	**5/31/2025**	**6/30/2025**	**7/31/2025**	**8/31/2025**	**9/30/2025**
3224	601001689	303.3	$ -	$ -	$ -	$ -	$ -
3225	601001690	303.3	$ -	$ -	$ -	$ -	$ -
3226	T610001691	368.0	$ -	$ -	$ -	$ -	$ -
3227	T610001691	369.0	$ -	$ -	$ -	$ -	$ -
3228	T610001692	368.0	$ 1,952	$ 2,045	$ 2,138	$ 2,231	$ 2,324
3229	T610001692	369.0	$ 8,068	$ 8,452	$ 8,836	$ 9,220	$ 9,604
3230	T610001693	368.0	$ -	$ -	$ -	$ -	$ -
3231	T610001693	369.0	$ -	$ -	$ -	$ -	$ -
3232	601001694	303.3	$ -	$ -	$ -	$ -	$ -
3233	601001695	303.3	$ -	$ -	$ -	$ -	$ -
3234	601001696	303.3	$ 78	$ 81	$ 85	$ 88	$ 91
3235	601001697	303.3	$ 101,521	$ 105,935	$ 110,349	$ 114,763	$ 119,177
3236	601001698	303.3	$ 11,636	$ 12,121	$ 12,606	$ 13,090	$ 13,575
3237	601001699	303.3	$ 108	$ 113	$ 117	$ 122	$ 126
3238	601001700	303.3	$ 27,547	$ 29,077	$ 30,608	$ 32,138	$ 33,668
3239	601001701	303.3	$ -	$ -	$ -	$ -	$ -
3240	601001702	303.3	$ -	$ -	$ -	$ -	$ -
3241	601001703	303.3	$ 10,574	$ 11,235	$ 11,895	$ 12,556	$ 13,217
3242	601001704	303.3	$ 5,342	$ 5,676	$ 6,010	$ 6,344	$ 6,677
3243	601001705	303.3	$ 10,202	$ 12,752	$ 15,302	$ 17,853	$ 20,403
3244	601001706	303.3	$ -	$ -	$ -	$ -	$ -
3245	601001707	303.3	$ -	$ -	$ -	$ -	$ -
3246	601001708	303.3	$ -	$ -	$ -	$ -	$ -
3247	601001709	303.3	$ -	$ -	$ -	$ -	$ -
3248	601001710	303.3	$ -	$ -	$ -	$ -	$ -
3249	601001711	303.3	$ -	$ -	$ -	$ -	$ -
3250	601001712	303.3	$ -	$ -	$ -	$ -	$ -
3251	601001713	303.3	$ 1,005	$ 1,052	$ 1,100	$ 1,148	$ 1,196
3252	601001714	303.3	$ -	$ -	$ -	$ -	$ -
3253	601001715	303.3	$ -	$ -	$ -	$ -	$ -
3254	601001716	391.2	$ 37,293	$ 41,964	$ 46,634	$ 51,305	$ 55,975
3255	601001716	397.0	$ 1,761	$ 1,981	$ 2,202	$ 2,422	$ 2,643
3256	601001716	398.0	$ 3,593	$ 4,043	$ 4,493	$ 4,943	$ 5,393
3257	601001717	391.2	$ 1,622	$ 2,433	$ 4,460	$ 6,488	$ 8,515
3258	601001717	397.0	$ 77	$ 115	$ 211	$ 306	$ 402
3259	601001717	398.0	$ 156	$ 234	$ 430	$ 625	$ 820
3260	601001718	391.2	$ -	$ -	$ -	$ -	$ -
3261	601001718	397.0	$ -	$ -	$ -	$ -	$ -
3262	601001718	398.0	$ -	$ -	$ -	$ -	$ -
3263	601001719	391.2	$ -	$ -	$ -	$ -	$ -
3264	601001719	397.0	$ -	$ -	$ -	$ -	$ -
3265	601001719	398.0	$ -	$ -	$ -	$ -	$ -
3266	601001720	391.2	$ 2,401	$ 3,001	$ 3,601	$ 4,202	$ 4,802
3267	601001720	397.0	$ 113	$ 142	$ 170	$ 198	$ 227
3268	601001720	398.0	$ 231	$ 289	$ 347	$ 405	$ 463
3269	601001721	391.2	$ -	$ -	$ -	$ -	$ -

Sponsored by NMGC Witness Erik C. Buchanan

NEW MEXICO GAS COMPANY, INC.

Accumulated Reserve Account
Base Period - 12 Months Ending March 31, 2023
Future Test Year - 12 Months Ending September 30, 2025

	A	B	C	D	E	F	G	H	I	J	K	L	M	N	O
1			Adjusted Base Period												
2			Balance	Balance	Balance	Balance	Balance	Balance	Balance	Balance	Balance	Balance	Balance	Balance	Balance
3	Investment Number / Beginning Balance	FERC Account	**3/31/2023**	**4/30/2023**	**5/31/2023**	**6/30/2023**	**7/31/2023**	**8/31/2023**	**9/30/2023**	**10/31/2023**	**11/30/2023**	**12/31/2023**	**1/31/2024**	**2/29/2024**	**3/31/2024**
3270	601001721	397.0	$ -	$ -	$ -	$ -	$ -	$ -	$ -	$ -	$ -	$ -	$ -	$ -	$ -
3271	601001721	398.0	$ -	$ -	$ -	$ -	$ -	$ -	$ -	$ -	$ -	$ -	$ -	$ -	$ -
3272	601001722	391.2	$ -	$ -	$ -	$ -	$ -	$ -	$ -	$ -	$ -	$ -	$ -	$ -	$ -
3273	601001722	397.0	$ -	$ -	$ -	$ -	$ -	$ -	$ -	$ -	$ -	$ -	$ -	$ -	$ -
3274	601001722	398.0	$ -	$ -	$ -	$ -	$ -	$ -	$ -	$ -	$ -	$ -	$ -	$ -	$ -
3275	601001723	391.2	$ -	$ -	$ -	$ -	$ -	$ -	$ -	$ -	$ -	$ -	$ -	$ -	$ -
3276	601001723	397.0	$ -	$ -	$ -	$ -	$ -	$ -	$ -	$ -	$ -	$ -	$ -	$ -	$ -
3277	601001723	398.0	$ -	$ -	$ -	$ -	$ -	$ -	$ -	$ -	$ -	$ -	$ -	$ -	$ -
3278	601001724	390.0	$ -	$ -	$ -	$ -	$ -	$ -	$ -	$ -	$ -	$ -	$ -	$ -	$ -
3279	601001724	391.2	$ -	$ -	$ -	$ -	$ -	$ -	$ -	$ -	$ -	$ -	$ -	$ -	$ -
3280	601001724	397.0	$ -	$ -	$ -	$ -	$ -	$ -	$ -	$ -	$ -	$ -	$ -	$ -	$ -
3281	601001725	398.0	$ -	$ -	$ -	$ -	$ -	$ -	$ -	$ -	$ -	$ -	$ -	$ -	$ -
3282	601001725	368.0	$ -	$ -	$ -	$ -	$ -	$ -	$ -	$ -	$ -	$ -	$ -	$ -	$ -
3283	601001725	369.0	$ -	$ -	$ -	$ -	$ -	$ -	$ -	$ -	$ -	$ -	$ -	$ -	$ -
3284	T624001726	303.3	$ -	$ -	$ -	$ -	$ -	$ -	$ -	$ -	$ -	$ -	$ -	$ -	$ -
3285	T624001726	367.1	$ -	$ -	$ -	$ -	$ -	$ -	$ -	$ -	$ -	$ -	$ -	$ -	$ -
3286	601001727	376.1	$ -	$ -	$ -	$ -	$ -	$ -	$ -	$ -	$ -	$ -	$ -	$ -	$ -
3287	T610001729	376.2	$ -	$ -	$ -	$ -	$ -	$ -	$ -	$ -	$ -	$ -	$ -	$ -	$ -
3288	627001731	376.4	$ -	$ -	$ -	$ -	$ -	$ -	$ -	$ -	$ -	$ -	$ -	$ -	$ -
3289	627001731	380.0	$ -	$ -	$ -	$ -	$ -	$ -	$ -	$ -	$ -	$ -	$ -	$ -	$ -
3290	627001731	376.1	$ -	$ -	$ -	$ -	$ -	$ -	$ -	$ -	$ -	$ -	$ -	$ -	$ -
3291	627001731	376.2	$ -	$ -	$ -	$ -	$ -	$ -	$ -	$ -	$ -	$ -	$ -	$ -	$ -
3292	684001732	376.4	$ -	$ -	$ -	$ -	$ -	$ -	$ -	$ -	$ -	$ -	$ -	$ -	$ -
3293	684001732	380.0	$ -	$ -	$ -	$ -	$ -	$ -	$ -	$ -	$ -	$ -	$ -	$ -	$ -
3294	684001732	367.1	$ -	$ -	$ -	$ -	$ -	$ -	$ -	$ -	$ -	$ -	$ -	$ -	$ -
3295	684001732	368.0	$ -	$ -	$ -	$ -	$ -	$ -	$ -	$ -	$ -	$ -	$ -	$ -	$ -
3296	T680001733	369.0	$ -	$ -	$ -	$ -	$ -	$ -	$ -	$ -	$ -	$ -	$ -	$ -	$ -
3297	T680001733	367.1	$ -	$ -	$ -	$ -	$ -	$ -	$ -	$ -	$ -	$ -	$ -	$ -	$ -
3298	T680001733	368.0	$ -	$ -	$ -	$ -	$ -	$ -	$ -	$ -	$ -	$ -	$ -	$ -	$ -
3299	T621001734	369.0	$ -	$ -	$ -	$ -	$ -	$ -	$ -	$ -	$ -	$ -	$ -	$ -	$ -
3300	T621001734	367.1	$ -	$ -	$ -	$ -	$ -	$ -	$ -	$ -	$ -	$ -	$ -	$ -	$ -
3301	T621001734	368.0	$ -	$ -	$ -	$ -	$ -	$ -	$ -	$ -	$ -	$ -	$ -	$ -	$ -
3302	T680001735	369.0	$ -	$ -	$ -	$ -	$ -	$ -	$ -	$ -	$ -	$ -	$ -	$ -	$ -
3303	T680001735	367.1	$ -	$ -	$ -	$ -	$ -	$ -	$ -	$ -	$ -	$ -	$ -	$ -	$ -
3304	T680001735	368.0	$ -	$ -	$ -	$ -	$ -	$ -	$ -	$ -	$ -	$ -	$ -	$ -	$ -
3305	T610001736	369.0	$ -	$ -	$ -	$ -	$ -	$ -	$ -	$ -	$ -	$ -	$ -	$ -	$ -
3306	T610001736	390.0	$ -	$ -	$ -	$ -	$ -	$ -	$ -	$ 237	$ 475	$ 712	$ 950	$ 1,187	$ 1,425
3307	T610001736	376.1	$ -	$ -	$ -	$ -	$ -	$ -	$ -	$ -	$ -	$ -	$ -	$ -	$ -
3308	632001737	376.2	$ -	$ -	$ -	$ -	$ -	$ -	$ -	$ -	$ -	$ -	$ -	$ -	$ -
3309	684001738	376.4	$ -	$ -	$ -	$ -	$ -	$ -	$ -	$ -	$ -	$ -	$ -	$ -	$ -
3310	684001738	380.0	$ -	$ -	$ -	$ -	$ -	$ -	$ -	$ -	$ -	$ -	$ -	$ -	$ -
3311	684001738	376.1	$ -	$ -	$ -	$ -	$ -	$ -	$ -	$ -	$ -	$ -	$ -	$ -	$ -
3312	684001738	376.2	$ -	$ -	$ -	$ -	$ -	$ -	$ -	$ -	$ -	$ -	$ -	$ -	$ -
3313	626001739	376.4	$ -	$ -	$ -	$ -	$ -	$ -	$ -	$ -	$ -	$ -	$ -	$ -	$ -
3314	626001739	380.0	$ -	$ -	$ -	$ -	$ -	$ -	$ -	$ -	$ -	$ -	$ -	$ -	$ -
3315	626001739	376.1	$ -	$ -	$ -	$ -	$ -	$ -	$ -	$ -	$ -	$ -	$ -	$ -	$ -

Sponsored by NMGC Witness Erik C. Buchanan

WP Plant 6 Accum Res Balances

NEW MEXICO GAS COMPANY, INC.

Accumulated Reserve Account
Base Period - 12 Months Ending March 31, 2023
Future Test Year - 12 Months Ending September 30, 2025

	A	B	P	Q	R	S	T	U	V	W	X	Y	Z	AA	AB
1															
2			Balance	Balance	Balance	Balance	Balance	Balance	Balance	Balance	Balance	Balance	Balance	Balance	Balance
3	Investment Number / Beginning Balance	FERC Account	4/30/2024	5/31/2024	6/30/2024	7/31/2024	8/31/2024	9/30/2024	10/31/2024	11/30/2024	12/31/2024	1/31/2025	2/28/2025	3/31/2025	4/30/2025
3270	601001721	397.0	$ -	$ -	$ -	$ -	$ -	$ -	$ -	$ -	$ -	$ -	$ -	$ -	$ -
3271	601001721	398.0	$ -	$ -	$ -	$ -	$ -	$ -	$ -	$ -	$ -	$ -	$ -	$ -	$ -
3272	601001722	391.2	$ -	$ -	$ -	$ -	$ -	$ -	$ -	$ -	$ -	$ -	$ -	$ -	$ -
3273	601001722	397.0	$ -	$ -	$ -	$ -	$ -	$ -	$ -	$ -	$ -	$ -	$ -	$ -	$ -
3274	601001722	398.0	$ -	$ -	$ -	$ -	$ -	$ -	$ -	$ -	$ -	$ -	$ -	$ -	$ -
3275	601001723	391.2	$ -	$ -	$ -	$ -	$ -	$ -	$ -	$ -	$ -	$ -	$ -	$ -	$ -
3276	601001723	397.0	$ -	$ -	$ -	$ -	$ -	$ -	$ -	$ -	$ -	$ -	$ -	$ -	$ -
3277	601001723	398.0	$ -	$ -	$ -	$ -	$ -	$ -	$ -	$ -	$ -	$ -	$ -	$ -	$ -
3278	601001724	390.0	$ -	$ -	$ -	$ -	$ -	$ -	$ -	$ -	$ -	$ -	$ -	$ -	$ -
3279	601001724	391.2	$ -	$ -	$ -	$ -	$ -	$ -	$ -	$ -	$ -	$ -	$ -	$ -	$ -
3280	601001724	397.0	$ -	$ -	$ -	$ -	$ -	$ -	$ -	$ -	$ -	$ -	$ -	$ -	$ -
3281	601001725	398.0	$ -	$ -	$ -	$ -	$ -	$ -	$ -	$ -	$ -	$ -	$ -	$ -	$ -
3282	601001725	368.0	$ -	$ -	$ -	$ -	$ -	$ -	$ -	$ -	$ -	$ -	$ -	$ -	$ -
3283	601001725	369.0	$ -	$ -	$ -	$ -	$ -	$ -	$ -	$ -	$ -	$ -	$ -	$ -	$ -
3284	T624001726	303.3	$ -	$ -	$ -	$ -	$ -	$ -	$ -	$ -	$ -	$ -	$ -	$ -	$ -
3285	T624001726	367.1	$ -	$ -	$ -	$ -	$ -	$ -	$ -	$ -	$ -	$ -	$ -	$ -	$ -
3286	601001727	376.1	$ -	$ -	$ -	$ -	$ -	$ -	$ -	$ -	$ -	$ -	$ -	$ -	$ -
3287	T610001729	376.2	$ -	$ -	$ -	$ -	$ -	$ -	$ -	$ -	$ -	$ -	$ -	$ -	$ -
3288	627001731	376.4	$ -	$ -	$ -	$ -	$ -	$ -	$ -	$ -	$ -	$ -	$ -	$ -	$ -
3289	627001731	380.0	$ -	$ -	$ -	$ -	$ -	$ -	$ -	$ -	$ -	$ -	$ -	$ -	$ -
3290	627001731	376.1	$ -	$ -	$ -	$ -	$ -	$ -	$ -	$ -	$ -	$ -	$ -	$ -	$ -
3291	627001731	376.2	$ -	$ -	$ -	$ -	$ -	$ -	$ -	$ -	$ -	$ -	$ -	$ -	$ -
3292	684001732	376.4	$ -	$ -	$ -	$ -	$ -	$ -	$ -	$ -	$ -	$ -	$ -	$ -	$ -
3293	684001732	380.0	$ -	$ -	$ -	$ -	$ -	$ -	$ -	$ -	$ -	$ -	$ -	$ -	$ -
3294	684001732	367.1	$ -	$ -	$ -	$ -	$ -	$ -	$ -	$ -	$ -	$ -	$ -	$ -	$ -
3295	684001732	368.0	$ -	$ -	$ -	$ -	$ -	$ -	$ -	$ -	$ -	$ -	$ -	$ -	$ -
3296	T680001733	369.0	$ -	$ -	$ -	$ -	$ -	$ -	$ -	$ -	$ -	$ -	$ -	$ -	$ -
3297	T680001733	367.1	$ -	$ -	$ -	$ -	$ -	$ -	$ -	$ -	$ -	$ -	$ -	$ -	$ -
3298	T680001733	368.0	$ -	$ -	$ -	$ -	$ -	$ -	$ -	$ -	$ -	$ -	$ -	$ -	$ -
3299	T621001734	369.0	$ -	$ -	$ -	$ -	$ -	$ -	$ -	$ -	$ -	$ -	$ -	$ -	$ -
3300	T621001734	367.1	$ -	$ -	$ -	$ -	$ -	$ -	$ -	$ -	$ -	$ -	$ -	$ -	$ -
3301	T621001734	368.0	$ -	$ -	$ -	$ -	$ -	$ -	$ -	$ -	$ -	$ -	$ -	$ -	$ -
3302	T680001735	369.0	$ -	$ -	$ -	$ -	$ -	$ -	$ -	$ -	$ -	$ -	$ -	$ -	$ -
3303	T680001735	367.1	$ -	$ -	$ -	$ -	$ -	$ -	$ -	$ -	$ -	$ -	$ -	$ -	$ -
3304	T680001735	368.0	$ -	$ -	$ -	$ -	$ -	$ -	$ -	$ -	$ -	$ -	$ -	$ -	$ -
3305	T610001736	369.0	$ -	$ -	$ -	$ -	$ -	$ -	$ -	$ -	$ -	$ -	$ -	$ -	$ -
3306	T610001736	390.0	$ 1,662	$ 1,900	$ 2,137	$ 2,374	$ 2,612	$ 2,849	$ 3,087	$ 3,324	$ 3,562	$ 3,799	$ 4,037	$ 4,274	$ 4,511
3307	T610001736	376.1	$ -	$ -	$ -	$ -	$ -	$ -	$ -	$ -	$ -	$ -	$ -	$ -	$ -
3308	632001737	376.2	$ -	$ -	$ -	$ -	$ -	$ -	$ -	$ -	$ -	$ -	$ -	$ -	$ -
3309	684001738	376.4	$ -	$ -	$ -	$ -	$ -	$ -	$ -	$ -	$ -	$ -	$ -	$ -	$ -
3310	684001738	380.0	$ -	$ -	$ -	$ -	$ -	$ -	$ -	$ -	$ -	$ -	$ -	$ -	$ -
3311	684001738	376.1	$ -	$ -	$ -	$ -	$ -	$ -	$ -	$ -	$ -	$ -	$ -	$ -	$ -
3312	684001738	376.2	$ -	$ -	$ -	$ -	$ -	$ -	$ -	$ -	$ -	$ -	$ -	$ -	$ -
3313	626001739	376.4	$ -	$ -	$ -	$ -	$ -	$ -	$ -	$ -	$ -	$ -	$ -	$ -	$ -
3314	626001739	380.0	$ -	$ -	$ -	$ -	$ -	$ -	$ -	$ -	$ -	$ -	$ -	$ -	$ -
3315	626001739	376.1	$ -	$ -	$ -	$ -	$ -	$ -	$ -	$ -	$ -	$ -	$ -	$ -	$ -

Sponsored by NMGC Witness Erik C. Buchanan

WP Plant 6 Accum Res Balances

NEW MEXICO GAS COMPANY, INC.

Accumulated Reserve Account
Base Period - 12 Months Ending March 31, 2023
Future Test Year - 12 Months Ending September 30, 2025

	A	B	AC	AD	AE	AF	AG
1							
2			Balance	Balance	Balance	Balance	Balance
3	Investment Number / Beginning Balance	FERC Account	**5/31/2025**	**6/30/2025**	**7/31/2025**	**8/31/2025**	**9/30/2025**
3270	601001721	397.0	$ -	$ -	$ -	$ -	$ -
3271	601001721	398.0	$ -	$ -	$ -	$ -	$ -
3272	601001722	391.2	$ -	$ -	$ -	$ -	$ -
3273	601001722	397.0	$ -	$ -	$ -	$ -	$ -
3274	601001722	398.0	$ -	$ -	$ -	$ -	$ -
3275	601001723	391.2	$ -	$ -	$ -	$ -	$ -
3276	601001723	397.0	$ -	$ -	$ -	$ -	$ -
3277	601001723	398.0	$ -	$ -	$ -	$ -	$ -
3278	601001724	390.0	$ -	$ -	$ -	$ -	$ -
3279	601001724	391.2	$ -	$ 214	$ 428	$ 641	$ 855
3280	601001724	397.0	$ -	$ 10	$ 20	$ 30	$ 40
3281	601001725	398.0	$ -	$ 21	$ 41	$ 62	$ 82
3282	601001725	368.0	$ -	$ -	$ -	$ -	$ -
3283	601001725	369.0	$ -	$ -	$ -	$ -	$ -
3284	T624001726	303.3	$ -	$ -	$ -	$ -	$ -
3285	T624001726	367.1	$ -	$ -	$ -	$ -	$ -
3286	601001727	376.1	$ -	$ -	$ -	$ -	$ -
3287	T610001729	376.2	$ -	$ -	$ -	$ -	$ -
3288	627001731	376.4	$ -	$ -	$ -	$ -	$ -
3289	627001731	380.0	$ -	$ -	$ -	$ -	$ -
3290	627001731	376.1	$ -	$ -	$ -	$ -	$ -
3291	627001731	376.2	$ -	$ -	$ -	$ -	$ -
3292	684001732	376.4	$ -	$ -	$ -	$ -	$ -
3293	684001732	380.0	$ -	$ -	$ -	$ -	$ -
3294	684001732	367.1	$ -	$ -	$ -	$ -	$ -
3295	684001732	368.0	$ -	$ -	$ -	$ -	$ -
3296	T680001733	369.0	$ -	$ -	$ -	$ -	$ -
3297	T680001733	367.1	$ -	$ -	$ -	$ -	$ -
3298	T680001733	368.0	$ -	$ -	$ -	$ -	$ -
3299	T621001734	369.0	$ -	$ -	$ -	$ -	$ -
3300	T621001734	367.1	$ -	$ -	$ -	$ -	$ -
3301	T621001734	368.0	$ -	$ -	$ -	$ -	$ -
3302	T680001735	369.0	$ -	$ -	$ -	$ -	$ -
3303	T680001735	367.1	$ -	$ -	$ -	$ -	$ -
3304	T680001735	368.0	$ -	$ -	$ -	$ -	$ -
3305	T610001736	369.0	$ -	$ -	$ -	$ -	$ -
3306	T610001736	390.0	$ 4,749	$ 4,986	$ 5,224	$ 5,461	$ 5,699
3307	T610001736	376.1	$ -	$ -	$ -	$ -	$ -
3308	632001737	376.2	$ -	$ -	$ -	$ -	$ -
3309	684001738	376.4	$ -	$ -	$ -	$ -	$ -
3310	684001738	380.0	$ -	$ -	$ -	$ -	$ -
3311	684001738	376.1	$ -	$ -	$ -	$ -	$ -
3312	684001738	376.2	$ -	$ -	$ -	$ -	$ -
3313	626001739	376.4	$ -	$ -	$ -	$ -	$ -
3314	626001739	380.0	$ -	$ -	$ -	$ -	$ -
3315	626001739	376.1	$ -	$ -	$ -	$ -	$ -

Sponsored by NMGC Witness Erik C. Buchanan

NEW MEXICO GAS COMPANY, INC.

Accumulated Reserve Account
Base Period - 12 Months Ending March 31, 2023
Future Test Year - 12 Months Ending September 30, 2025

	A	B	C	D	E	F	G	H	I	J	K	L	M	N	O
1			Adjusted Base Period												
2			Balance	Balance	Balance	Balance	Balance	Balance	Balance	Balance	Balance	Balance	Balance	Balance	Balance
3	Investment Number / Beginning Balance	FERC Account	**3/31/2023**	**4/30/2023**	**5/31/2023**	**6/30/2023**	**7/31/2023**	**8/31/2023**	**9/30/2023**	**10/31/2023**	**11/30/2023**	**12/31/2023**	**1/31/2024**	**2/29/2024**	**3/31/2024**
3316	626001739	376.2	$ -	$ -	$ -	$ -	$ -	$ -	$ -	$ -	$ -	$ -	$ -	$ -	$ -
3317	610001741	376.4	$ -	$ -	$ -	$ -	$ -	$ -	$ -	$ -	$ -	$ -	$ -	$ -	$ -
3318	610001741	380.0	$ -	$ -	$ -	$ -	$ -	$ -	$ -	$ -	$ -	$ -	$ -	$ -	$ -
3319	610001741	367.1	$ -	$ -	$ -	$ -	$ -	$ -	$ -	$ -	$ -	$ -	$ -	$ -	$ -
3320	610001741	368.0	$ -	$ -	$ -	$ -	$ -	$ -	$ -	$ -	$ -	$ -	$ -	$ -	$ -
3321	T624001742	369.0	$ -	$ -	$ -	$ -	$ -	$ -	$ -	$ -	$ -	$ -	$ -	$ -	$ -
3322	T624001742	376.1	$ -	$ -	$ -	$ -	$ -	$ -	$ -	$ -	$ -	$ -	$ -	$ -	$ -
3323	T624001742	376.2	$ -	$ -	$ -	$ -	$ -	$ -	$ -	$ -	$ -	$ -	$ -	$ -	$ -
3324	610001743	376.4	$ -	$ -	$ -	$ -	$ -	$ -	$ -	$ -	$ -	$ -	$ -	$ -	$ -
3325	610001743	380.0	$ -	$ -	$ -	$ -	$ -	$ -	$ -	$ -	$ -	$ -	$ -	$ -	$ -
3326	610001743	367.1	$ -	$ -	$ -	$ -	$ -	$ -	$ -	$ -	$ -	$ -	$ -	$ -	$ -
3327	610001743	368.0	$ -	$ -	$ -	$ -	$ -	$ -	$ -	$ -	$ -	$ -	$ -	$ -	$ -
3328	T624001744	369.0	$ -	$ -	$ -	$ -	$ -	$ -	$ -	$ -	$ -	$ -	$ -	$ -	$ -
3329	T624001744	367.1	$ -	$ -	$ -	$ -	$ -	$ -	$ -	$ -	$ -	$ -	$ -	$ -	$ -
3330	T624001744	368.0	$ -	$ -	$ -	$ -	$ -	$ -	$ -	$ -	$ -	$ -	$ -	$ -	$ -
3331	T660001745	369.0	$ -	$ -	$ -	$ -	$ -	$ -	$ -	$ -	$ -	$ -	$ -	$ -	$ -
3332	T660001745	367.1	$ -	$ -	$ -	$ -	$ -	$ -	$ -	$ -	$ 88	$ 175	$ 263	$ 350	$ 438
3333	T660001745	368.0	$ -	$ -	$ -	$ -	$ -	$ -	$ -	$ -	$ 17	$ 34	$ 50	$ 67	$ 84
3334	T680001746	369.0	$ -	$ -	$ -	$ -	$ -	$ -	$ -	$ -	$ 35	$ 69	$ 104	$ 139	$ 174
3335	T680001746	367.1	$ -	$ -	$ -	$ -	$ -	$ -	$ -	$ -	$ -	$ -	$ -	$ -	$ -
3336	T680001746	368.0	$ -	$ -	$ -	$ -	$ -	$ -	$ -	$ -	$ -	$ -	$ -	$ -	$ -
3337	T610001747	369.0	$ -	$ -	$ -	$ -	$ -	$ -	$ -	$ -	$ -	$ -	$ -	$ -	$ -
3338	T610001747	367.1	$ -	$ -	$ -	$ -	$ -	$ -	$ -	$ -	$ -	$ -	$ -	$ -	$ -
3339	T610001747	368.0	$ -	$ -	$ -	$ -	$ -	$ -	$ -	$ -	$ -	$ -	$ -	$ -	$ -
3340	T680001748	369.0	$ -	$ -	$ -	$ -	$ -	$ -	$ -	$ -	$ -	$ -	$ -	$ -	$ -
3341	T680001748	367.1	$ -	$ -	$ -	$ -	$ -	$ -	$ -	$ -	$ -	$ -	$ -	$ -	$ -
3342	T680001748	368.0	$ -	$ -	$ -	$ -	$ -	$ -	$ -	$ -	$ -	$ -	$ -	$ -	$ -
3343	T624001749	369.0	$ -	$ -	$ -	$ -	$ -	$ -	$ -	$ -	$ -	$ -	$ -	$ -	$ -
3344	T624001749	367.1	$ -	$ -	$ -	$ -	$ -	$ -	$ -	$ -	$ -	$ -	$ -	$ -	$ -
3345	T624001749	368.0	$ -	$ -	$ -	$ -	$ -	$ -	$ -	$ -	$ -	$ -	$ -	$ -	$ -
3346	T610001750	369.0	$ -	$ -	$ -	$ -	$ -	$ -	$ -	$ -	$ -	$ -	$ -	$ -	$ -
3347	T610001750	367.1	$ -	$ -	$ -	$ -	$ -	$ -	$ -	$ -	$ -	$ -	$ -	$ -	$ -
3348	T610001750	368.0	$ -	$ -	$ -	$ -	$ -	$ -	$ -	$ -	$ -	$ -	$ -	$ -	$ -
3349	T680001751	369.0	$ -	$ -	$ -	$ -	$ -	$ -	$ -	$ -	$ -	$ -	$ -	$ -	$ -
3350	T680001751	369.0	$ -	$ -	$ -	$ -	$ -	$ -	$ -	$ -	$ -	$ -	$ -	$ -	$ -
3351	T680001751	367.1	$ -	$ -	$ -	$ -	$ -	$ -	$ -	$ -	$ -	$ -	$ -	$ -	$ -
3352	T626001752	368.0	$ -	$ -	$ -	$ -	$ -	$ -	$ -	$ -	$ -	$ -	$ -	$ -	$ -
3353	T621001753	369.0	$ -	$ -	$ -	$ -	$ -	$ -	$ -	$ -	$ -	$ -	$ -	$ -	$ -
3354	T621001753	367.1	$ -	$ -	$ -	$ -	$ -	$ -	$ -	$ -	$ -	$ -	$ 847	$ 1,694	$ 2,540
3355	T621001753	368.0	$ -	$ -	$ -	$ -	$ -	$ -	$ -	$ -	$ -	$ -	$ 163	$ 325	$ 488
3356	T680001754	369.0	$ -	$ -	$ -	$ -	$ -	$ -	$ -	$ -	$ -	$ -	$ 336	$ 672	$ 1,008
3357	T680001754	376.1	$ -	$ -	$ -	$ -	$ -	$ -	$ -	$ -	$ -	$ -	$ -	$ -	$ -
3358	T680001754	376.2	$ -	$ -	$ -	$ -	$ -	$ -	$ -	$ -	$ -	$ -	$ -	$ -	$ -
3359	610001755	376.4	$ -	$ -	$ -	$ -	$ -	$ -	$ -	$ -	$ -	$ -	$ -	$ -	$ -
3360	610001755	380.0	$ -	$ -	$ -	$ -	$ -	$ -	$ -	$ -	$ -	$ -	$ -	$ -	$ -
3361	610001755	368.0	$ -	$ -	$ -	$ -	$ -	$ -	$ -	$ -	$ -	$ -	$ -	$ -	$ -

Sponsored by NMGC Witness Erik C. Buchanan

WP Plant 6 Accum Res Balances

NEW MEXICO GAS COMPANY, INC.

Accumulated Reserve Account
Base Period - 12 Months Ending March 31, 2023
Future Test Year - 12 Months Ending September 30, 2025

	A	B	P	Q	R	S	T	U	V	W	X	Y	Z	AA	AB
1															
2			Balance	Balance	Balance	Balance	Balance	Balance	Balance	Balance	Balance	Balance	Balance	Balance	Balance
3	Investment Number / Beginning Balance	FERC Account	4/30/2024	5/31/2024	6/30/2024	7/31/2024	8/31/2024	9/30/2024	10/31/2024	11/30/2024	12/31/2024	1/31/2025	2/28/2025	3/31/2025	4/30/2025
3316	626001739	376.2	$ -	$ -	$ -	$ -	$ -	$ -	$ -	$ -	$ -	$ -	$ -	$ -	$ -
3317	610001741	376.4	$ -	$ -	$ -	$ -	$ -	$ -	$ -	$ -	$ -	$ -	$ -	$ -	$ -
3318	610001741	380.0	$ -	$ -	$ -	$ -	$ -	$ -	$ -	$ -	$ -	$ -	$ -	$ -	$ -
3319	610001741	367.1	$ -	$ -	$ -	$ -	$ -	$ -	$ -	$ -	$ -	$ -	$ -	$ -	$ -
3320	610001741	368.0	$ -	$ -	$ -	$ -	$ -	$ -	$ -	$ -	$ -	$ -	$ -	$ -	$ -
3321	T624001742	369.0	$ -	$ -	$ -	$ -	$ -	$ -	$ -	$ -	$ -	$ -	$ -	$ -	$ -
3322	T624001742	376.1	$ -	$ -	$ -	$ -	$ -	$ -	$ -	$ -	$ -	$ -	$ -	$ -	$ -
3323	T624001742	376.2	$ -	$ -	$ -	$ -	$ -	$ -	$ -	$ -	$ -	$ -	$ -	$ -	$ -
3324	610001743	376.4	$ -	$ -	$ -	$ -	$ -	$ -	$ -	$ -	$ -	$ -	$ -	$ -	$ -
3325	610001743	380.0	$ -	$ -	$ -	$ -	$ -	$ -	$ -	$ -	$ -	$ -	$ -	$ -	$ -
3326	610001743	367.1	$ -	$ -	$ -	$ -	$ -	$ -	$ -	$ -	$ -	$ -	$ -	$ -	$ -
3327	610001743	368.0	$ -	$ -	$ -	$ -	$ -	$ -	$ -	$ -	$ -	$ -	$ -	$ -	$ -
3328	T624001744	369.0	$ -	$ -	$ -	$ -	$ -	$ -	$ -	$ -	$ -	$ -	$ -	$ -	$ -
3329	T624001744	367.1	$ -	$ -	$ -	$ -	$ -	$ -	$ -	$ -	$ -	$ -	$ -	$ -	$ -
3330	T624001744	368.0	$ -	$ -	$ -	$ -	$ -	$ -	$ -	$ -	$ -	$ -	$ -	$ -	$ -
3331	T660001745	369.0	$ -	$ -	$ -	$ -	$ -	$ -	$ -	$ -	$ -	$ -	$ -	$ -	$ -
3332	T660001745	367.1	$ 525	$ 613	$ 701	$ 788	$ 876	$ 963	$ 1,051	$ 1,138	$ 1,226	$ 1,314	$ 1,401	$ 1,489	$ 1,576
3333	T660001745	368.0	$ 101	$ 118	$ 134	$ 151	$ 168	$ 185	$ 202	$ 218	$ 235	$ 252	$ 269	$ 286	$ 302
3334	T680001746	369.0	$ 208	$ 243	$ 278	$ 313	$ 347	$ 382	$ 417	$ 451	$ 486	$ 521	$ 556	$ 590	$ 625
3335	T680001746	367.1	$ -	$ -	$ -	$ -	$ -	$ -	$ -	$ -	$ -	$ -	$ -	$ -	$ -
3336	T680001746	368.0	$ -	$ -	$ -	$ -	$ -	$ -	$ -	$ -	$ -	$ -	$ -	$ -	$ -
3337	T610001747	369.0	$ -	$ -	$ -	$ -	$ -	$ -	$ -	$ -	$ -	$ -	$ -	$ -	$ -
3338	T610001747	367.1	$ -	$ -	$ -	$ -	$ -	$ -	$ -	$ -	$ -	$ -	$ -	$ -	$ -
3339	T610001747	368.0	$ -	$ -	$ -	$ -	$ -	$ -	$ -	$ -	$ -	$ -	$ -	$ -	$ -
3340	T680001748	369.0	$ -	$ -	$ -	$ -	$ -	$ -	$ -	$ -	$ -	$ -	$ -	$ -	$ -
3341	T680001748	367.1	$ -	$ -	$ -	$ -	$ -	$ -	$ -	$ -	$ -	$ -	$ -	$ -	$ -
3342	T680001748	368.0	$ -	$ -	$ -	$ -	$ -	$ -	$ -	$ -	$ -	$ -	$ -	$ -	$ -
3343	T624001749	369.0	$ -	$ -	$ -	$ -	$ -	$ -	$ -	$ -	$ -	$ -	$ -	$ -	$ -
3344	T624001749	367.1	$ -	$ -	$ -	$ -	$ -	$ -	$ -	$ -	$ -	$ -	$ -	$ -	$ -
3345	T624001749	368.0	$ -	$ -	$ -	$ -	$ -	$ -	$ -	$ -	$ -	$ -	$ -	$ -	$ -
3346	T610001750	369.0	$ -	$ -	$ -	$ -	$ -	$ -	$ -	$ -	$ -	$ -	$ -	$ -	$ -
3347	T610001750	367.1	$ -	$ -	$ -	$ -	$ -	$ -	$ -	$ -	$ -	$ -	$ -	$ -	$ -
3348	T610001750	368.0	$ -	$ -	$ -	$ -	$ -	$ -	$ -	$ -	$ -	$ -	$ -	$ -	$ -
3349	T680001751	369.0	$ -	$ -	$ -	$ -	$ -	$ -	$ -	$ -	$ -	$ -	$ -	$ -	$ -
3350	T680001751	369.0	$ -	$ -	$ -	$ -	$ -	$ -	$ -	$ -	$ -	$ -	$ -	$ -	$ -
3351	T680001751	367.1	$ -	$ -	$ -	$ -	$ -	$ -	$ -	$ -	$ -	$ -	$ -	$ -	$ -
3352	T626001752	368.0	$ -	$ -	$ -	$ -	$ -	$ -	$ -	$ -	$ -	$ -	$ -	$ -	$ -
3353	T621001753	369.0	$ -	$ -	$ -	$ -	$ -	$ -	$ -	$ -	$ -	$ -	$ -	$ -	$ -
3354	T621001753	367.1	$ 3,387	$ 4,234	$ 5,081	$ 5,927	$ 6,774	$ 7,621	$ 8,468	$ 9,314	$ 10,161	$ 11,008	$ 11,855	$ 12,702	$ 13,548
3355	T621001753	368.0	$ 650	$ 813	$ 975	$ 1,138	$ 1,300	$ 1,463	$ 1,625	$ 1,788	$ 1,950	$ 2,113	$ 2,275	$ 2,438	$ 2,600
3356	T680001754	369.0	$ 1,343	$ 1,679	$ 2,015	$ 2,351	$ 2,687	$ 3,023	$ 3,358	$ 3,694	$ 4,030	$ 4,366	$ 4,702	$ 5,038	$ 5,374
3357	T680001754	376.1	$ -	$ -	$ -	$ -	$ -	$ -	$ -	$ -	$ -	$ -	$ -	$ -	$ -
3358	T680001754	376.2	$ -	$ -	$ -	$ -	$ -	$ -	$ -	$ -	$ -	$ -	$ -	$ -	$ -
3359	610001755	376.4	$ -	$ -	$ -	$ -	$ -	$ -	$ -	$ -	$ -	$ -	$ -	$ -	$ -
3360	610001755	380.0	$ -	$ -	$ -	$ -	$ -	$ -	$ -	$ -	$ -	$ -	$ -	$ -	$ -
3361	610001755	368.0	$ -	$ -	$ -	$ -	$ -	$ -	$ -	$ -	$ -	$ -	$ -	$ -	$ -

Sponsored by NMGC Witness Erik C. Buchanan

WP Plant 6 Accum Res Balances

NEW MEXICO GAS COMPANY, INC.

Accumulated Reserve Account
Base Period - 12 Months Ending March 31, 2023
Future Test Year - 12 Months Ending September 30, 2025

	A	B	AC	AD	AE	AF	AG
1							
2			Balance	Balance	Balance	Balance	Balance
3	Investment Number / Beginning Balance	FERC Account	**5/31/2025**	**6/30/2025**	**7/31/2025**	**8/31/2025**	**9/30/2025**
3316	626001739	376.2	$ -	$ -	$ -	$ -	$ -
3317	610001741	376.4	$ -	$ -	$ -	$ -	$ -
3318	610001741	380.0	$ -	$ -	$ -	$ -	$ -
3319	610001741	367.1	$ -	$ -	$ -	$ -	$ -
3320	610001741	368.0	$ -	$ -	$ -	$ -	$ -
3321	T624001742	369.0	$ -	$ -	$ -	$ -	$ -
3322	T624001742	376.1	$ -	$ -	$ -	$ -	$ -
3323	T624001742	376.2	$ -	$ -	$ -	$ -	$ -
3324	610001743	376.4	$ -	$ -	$ -	$ -	$ -
3325	610001743	380.0	$ -	$ -	$ -	$ -	$ -
3326	610001743	367.1	$ -	$ -	$ -	$ -	$ -
3327	610001743	368.0	$ -	$ -	$ -	$ -	$ -
3328	T624001744	369.0	$ -	$ -	$ -	$ -	$ -
3329	T624001744	367.1	$ -	$ -	$ -	$ -	$ -
3330	T624001744	368.0	$ -	$ -	$ -	$ -	$ -
3331	T660001745	369.0	$ -	$ -	$ -	$ -	$ -
3332	T660001745	367.1	$ 1,664	$ 1,751	$ 1,839	$ 1,926	$ 2,014
3333	T660001745	368.0	$ 319	$ 336	$ 353	$ 370	$ 387
3334	T680001746	369.0	$ 660	$ 695	$ 729	$ 764	$ 799
3335	T680001746	367.1	$ -	$ -	$ -	$ -	$ -
3336	T680001746	368.0	$ -	$ -	$ -	$ -	$ -
3337	T610001747	369.0	$ -	$ -	$ -	$ -	$ -
3338	T610001747	367.1	$ -	$ -	$ -	$ -	$ -
3339	T610001747	368.0	$ -	$ -	$ -	$ -	$ -
3340	T680001748	369.0	$ -	$ -	$ -	$ -	$ -
3341	T680001748	367.1	$ -	$ -	$ -	$ -	$ -
3342	T680001748	368.0	$ -	$ -	$ -	$ -	$ -
3343	T624001749	369.0	$ -	$ -	$ -	$ -	$ -
3344	T624001749	367.1	$ -	$ -	$ -	$ -	$ -
3345	T624001749	368.0	$ -	$ -	$ -	$ -	$ -
3346	T610001750	369.0	$ -	$ -	$ -	$ -	$ -
3347	T610001750	367.1	$ -	$ -	$ -	$ -	$ -
3348	T610001750	368.0	$ -	$ -	$ -	$ -	$ -
3349	T680001751	369.0	$ -	$ -	$ -	$ -	$ -
3350	T680001751	369.0	$ -	$ -	$ -	$ -	$ -
3351	T680001751	367.1	$ -	$ -	$ -	$ -	$ -
3352	T626001752	368.0	$ -	$ -	$ -	$ -	$ -
3353	T621001753	369.0	$ -	$ -	$ -	$ -	$ -
3354	T621001753	367.1	$ 14,395	$ 15,242	$ 16,089	$ 16,935	$ 17,782
3355	T621001753	368.0	$ 2,763	$ 2,925	$ 3,088	$ 3,250	$ 3,413
3356	T680001754	369.0	$ 5,709	$ 6,045	$ 6,381	$ 6,717	$ 7,053
3357	T680001754	376.1	$ -	$ -	$ -	$ -	$ -
3358	T680001754	376.2	$ -	$ -	$ -	$ -	$ -
3359	610001755	376.4	$ -	$ -	$ -	$ -	$ -
3360	610001755	380.0	$ -	$ -	$ -	$ -	$ -
3361	610001755	368.0	$ -	$ -	$ -	$ -	$ -

NEW MEXICO GAS COMPANY, INC.

Accumulated Reserve Account
Base Period - 12 Months Ending March 31, 2023
Future Test Year - 12 Months Ending September 30, 2025

	A	B	C	D	E	F	G	H	I	J	K	L	M	N	O
1			Adjusted Base Period												
2			Balance	Balance	Balance	Balance	Balance	Balance	Balance	Balance	Balance	Balance	Balance	Balance	Balance
3	Investment Number / Beginning Balance	FERC Account	**3/31/2023**	**4/30/2023**	**5/31/2023**	**6/30/2023**	**7/31/2023**	**8/31/2023**	**9/30/2023**	**10/31/2023**	**11/30/2023**	**12/31/2023**	**1/31/2024**	**2/29/2024**	**3/31/2024**
3362	610001755	369.0	$ -	$ -	$ -	$ -	$ -	$ -	$ -	$ -	$ -	$ -	$ -	$ -	$ -
3363	T626001756	367.1	$ -	$ -	$ -	$ -	$ -	$ -	$ -	$ -	$ -	$ -	$ -	$ -	$ -
3364	T626001756	368.0	$ -	$ -	$ -	$ -	$ -	$ -	$ -	$ -	$ -	$ -	$ -	$ -	$ -
3365	T624001757	369.0	$ -	$ -	$ -	$ -	$ -	$ -	$ -	$ -	$ -	$ -	$ -	$ -	$ -
3366	T624001757	390.0	$ -	$ -	$ -	$ -	$ -	$ -	$ -	$ -	$ -	$ -	$ -	$ -	$ -
3367	T624001757	390.0	$ -	$ -	$ -	$ -	$ -	$ -	$ -	$ -	$ -	$ -	$ -	$ -	$ -
3368	601001758	390.0	$ -	$ -	$ -	$ -	$ -	$ -	$ -	$ -	$ -	$ -	$ -	$ -	$ -
3369	601001759	376.1	$ -	$ -	$ -	$ -	$ -	$ 10	$ 20	$ 29	$ 39	$ 49	$ 58	$ 68	$ 78
3370	601001760	376.2	$ -	$ -	$ -	$ -	$ -	$ 62	$ 127	$ 192	$ 257	$ 321	$ 386	$ 451	$ 516
3371	610001761	376.4	$ -	$ -	$ -	$ -	$ -	$ 8	$ 17	$ 25	$ 33	$ 41	$ 49	$ 58	$ 66
3372	610001761	380.0	$ -	$ -	$ -	$ -	$ -	$ 30	$ 43	$ 56	$ 70	$ 83	$ 96	$ 109	$ 123
3373	610001761	367.1	$ -	$ -	$ -	$ -	$ -	$ -	$ -	$ -	$ -	$ -	$ -	$ -	$ -
3374	610001761	368.0	$ -	$ -	$ -	$ -	$ -	$ -	$ -	$ -	$ -	$ -	$ -	$ -	$ -
3375	T601001762	369.0	$ -	$ -	$ -	$ -	$ -	$ -	$ -	$ -	$ -	$ -	$ -	$ -	$ -
3376	T601001762	367.1	$ -	$ -	$ -	$ -	$ -	$ -	$ -	$ -	$ -	$ -	$ -	$ -	$ -
3377	T601001762	368.0	$ -	$ -	$ -	$ -	$ -	$ -	$ -	$ -	$ -	$ -	$ -	$ -	$ -
3378	T660001763	369.0	$ -	$ -	$ -	$ -	$ -	$ -	$ -	$ -	$ -	$ -	$ -	$ -	$ -
3379	T660001763	367.3	$ -	$ -	$ -	$ -	$ -	$ -	$ -	$ -	$ -	$ -	$ -	$ -	$ -
3380	T660001763	367.1	$ -	$ -	$ -	$ -	$ -	$ -	$ -	$ -	$ -	$ -	$ -	$ -	$ -
3381	T601001764	368.0	$ -	$ -	$ -	$ -	$ -	$ -	$ -	$ -	$ -	$ -	$ -	$ -	$ -
3382	T601001765	369.0	$ -	$ -	$ -	$ -	$ -	$ -	$ -	$ -	$ -	$ -	$ -	$ -	$ -
3383	T601001765	367.1	$ -	$ -	$ -	$ -	$ -	$ -	$ -	$ -	$ -	$ -	$ -	$ -	$ -
3384	T601001765	368.0	$ -	$ -	$ -	$ -	$ -	$ -	$ -	$ -	$ -	$ -	$ -	$ -	$ -
3385	T601001766	369.0	$ -	$ -	$ -	$ -	$ -	$ -	$ -	$ -	$ -	$ -	$ -	$ -	$ -
3386	T601001766	367.1	$ -	$ -	$ -	$ -	$ -	$ -	$ -	$ -	$ -	$ -	$ -	$ -	$ -
3387	T601001766	368.0	$ -	$ -	$ -	$ -	$ -	$ -	$ -	$ -	$ -	$ -	$ -	$ -	$ -
3388	T660001767	369.0	$ -	$ -	$ -	$ -	$ -	$ -	$ -	$ -	$ -	$ -	$ -	$ -	$ -
3389	T660001767	376.1	$ -	$ -	$ -	$ -	$ -	$ -	$ -	$ -	$ -	$ -	$ -	$ -	$ -
3390	T660001767	376.2	$ -	$ -	$ -	$ -	$ -	$ -	$ -	$ -	$ -	$ -	$ -	$ -	$ -
3391	601001768	376.4	$ -	$ -	$ -	$ -	$ -	$ -	$ -	$ -	$ -	$ -	$ -	$ -	$ -
3392	601001768	376.1	$ -	$ -	$ -	$ -	$ -	$ -	$ -	$ -	$ -	$ -	$ -	$ -	$ -
3393	601001768	376.2	$ -	$ -	$ -	$ -	$ -	$ -	$ -	$ -	$ -	$ -	$ -	$ -	$ -
3394	601001769	376.4	$ -	$ -	$ -	$ -	$ -	$ -	$ -	$ -	$ -	$ -	$ -	$ -	$ -
3395	601001769	367.1	$ -	$ -	$ -	$ -	$ -	$ -	$ -	$ -	$ -	$ -	$ -	$ -	$ -
3396	601001769	368.0	$ -	$ -	$ -	$ -	$ -	$ -	$ -	$ -	$ -	$ -	$ -	$ -	$ -
3397	T660001770	369.0	$ -	$ -	$ -	$ -	$ -	$ -	$ -	$ -	$ -	$ -	$ -	$ -	$ -
3398	T660001770	376.1	$ -	$ -	$ -	$ -	$ 81	$ 162	$ 238	$ 315	$ 391	$ 468	$ 544	$ 621	$ 697
3399	T660001770	376.2	$ -	$ -	$ -	$ -	$ 495	$ 991	$ 1,505	$ 2,020	$ 2,534	$ 3,049	$ 3,563	$ 4,078	$ 4,592
3400	610001771	376.4	$ -	$ -	$ -	$ -	$ 66	$ 133	$ 198	$ 263	$ 328	$ 394	$ 459	$ 524	$ 589
3401	610001771	380.0	$ -	$ -	$ -	$ -	$ 239	$ 478	$ 583	$ 688	$ 793	$ 898	$ 1,003	$ 1,108	$ 1,213
3402	610001771	367.1	$ -	$ -	$ -	$ -	$ -	$ -	$ -	$ -	$ -	$ -	$ -	$ -	$ -
3403	610001771	368.0	$ -	$ -	$ -	$ -	$ -	$ -	$ -	$ -	$ -	$ -	$ -	$ -	$ -
3404	T680001772	369.0	$ -	$ -	$ -	$ -	$ -	$ -	$ -	$ -	$ -	$ -	$ -	$ -	$ -
3405	T680001772	376.1	$ -	$ -	$ -	$ -	$ -	$ -	$ -	$ -	$ -	$ -	$ -	$ -	$ -
3406	T680001772	376.2	$ -	$ -	$ -	$ -	$ -	$ -	$ -	$ -	$ -	$ -	$ -	$ -	$ -
3407	601001773	376.4	$ -	$ -	$ -	$ -	$ -	$ -	$ -	$ -	$ -	$ -	$ -	$ -	$ -

Sponsored by NMGC Witness Erik C. Buchanan

WP Plant 6 Accum Res Balances

NEW MEXICO GAS COMPANY, INC.

Accumulated Reserve Account
Base Period - 12 Months Ending March 31, 2023
Future Test Year - 12 Months Ending September 30, 2025

	A	B	P	Q	R	S	T	U	V	W	X	Y	Z	AA	AB
1															
2			Balance	Balance	Balance	Balance	Balance	Balance	Balance	Balance	Balance	Balance	Balance	Balance	Balance
3	Investment Number / Beginning Balance	FERC Account	4/30/2024	5/31/2024	6/30/2024	7/31/2024	8/31/2024	9/30/2024	10/31/2024	11/30/2024	12/31/2024	1/31/2025	2/28/2025	3/31/2025	4/30/2025
3362	610001755	369.0	$ -	$ -	$ -	$ -	$ -	$ -	$ -	$ -	$ -	$ -	$ -	$ -	$ -
3363	T626001756	367.1	$ -	$ -	$ -	$ -	$ -	$ -	$ -	$ -	$ -	$ -	$ -	$ -	$ -
3364	T626001756	368.0	$ -	$ -	$ -	$ -	$ -	$ -	$ -	$ -	$ -	$ -	$ -	$ -	$ -
3365	T624001757	369.0	$ -	$ -	$ -	$ -	$ -	$ -	$ -	$ -	$ -	$ -	$ -	$ -	$ -
3366	T624001757	390.0	$ -	$ -	$ -	$ -	$ -	$ -	$ -	$ -	$ -	$ -	$ -	$ -	$ -
3367	T624001757	390.0	$ -	$ -	$ -	$ -	$ -	$ -	$ -	$ -	$ -	$ -	$ -	$ -	$ -
3368	601001758	390.0	$ -	$ -	$ -	$ -	$ -	$ -	$ -	$ -	$ -	$ -	$ -	$ -	$ -
3369	601001759	376.1	$ 87	$ 97	$ 106	$ 116	$ 126	$ 135	$ 145	$ 154	$ 164	$ 174	$ 183	$ 193	$ 203
3370	601001760	376.2	$ 580	$ 645	$ 710	$ 775	$ 839	$ 904	$ 969	$ 1,034	$ 1,098	$ 1,163	$ 1,228	$ 1,293	$ 1,357
3371	610001761	376.4	$ 74	$ 82	$ 90	$ 99	$ 107	$ 115	$ 123	$ 132	$ 140	$ 148	$ 156	$ 164	$ 173
3372	610001761	380.0	$ 136	$ 149	$ 162	$ 175	$ 189	$ 202	$ 215	$ 228	$ 241	$ 255	$ 268	$ 281	$ 294
3373	610001761	367.1	$ -	$ -	$ -	$ -	$ -	$ -	$ -	$ -	$ -	$ -	$ -	$ -	$ -
3374	610001761	368.0	$ -	$ -	$ -	$ -	$ -	$ -	$ -	$ -	$ -	$ -	$ -	$ -	$ -
3375	T601001762	369.0	$ -	$ -	$ -	$ -	$ -	$ -	$ -	$ -	$ -	$ -	$ -	$ -	$ -
3376	T601001762	367.1	$ -	$ -	$ -	$ -	$ -	$ -	$ -	$ -	$ -	$ -	$ -	$ -	$ -
3377	T601001762	368.0	$ -	$ -	$ -	$ -	$ -	$ -	$ -	$ -	$ -	$ -	$ -	$ -	$ -
3378	T660001763	369.0	$ -	$ -	$ -	$ -	$ -	$ -	$ -	$ -	$ -	$ -	$ -	$ -	$ -
3379	T660001763	367.3	$ -	$ -	$ -	$ -	$ -	$ -	$ -	$ -	$ -	$ -	$ -	$ -	$ -
3380	T660001763	367.1	$ -	$ -	$ -	$ -	$ -	$ -	$ -	$ -	$ -	$ -	$ -	$ -	$ -
3381	T601001764	368.0	$ -	$ -	$ -	$ -	$ -	$ -	$ -	$ -	$ -	$ -	$ -	$ -	$ -
3382	T601001765	369.0	$ -	$ -	$ -	$ -	$ -	$ -	$ -	$ -	$ -	$ -	$ -	$ -	$ -
3383	T601001765	367.1	$ -	$ -	$ -	$ -	$ -	$ -	$ -	$ -	$ -	$ -	$ -	$ -	$ -
3384	T601001765	368.0	$ -	$ -	$ -	$ -	$ -	$ -	$ -	$ -	$ -	$ -	$ -	$ -	$ -
3385	T601001766	369.0	$ -	$ -	$ -	$ -	$ -	$ -	$ -	$ -	$ -	$ -	$ -	$ -	$ -
3386	T601001766	367.1	$ -	$ -	$ -	$ -	$ -	$ -	$ -	$ -	$ -	$ -	$ -	$ -	$ -
3387	T601001766	368.0	$ -	$ -	$ -	$ -	$ -	$ -	$ -	$ -	$ -	$ -	$ -	$ -	$ -
3388	T660001767	369.0	$ -	$ -	$ -	$ -	$ -	$ -	$ -	$ -	$ -	$ -	$ -	$ -	$ -
3389	T660001767	376.1	$ -	$ -	$ -	$ -	$ -	$ -	$ -	$ -	$ -	$ -	$ -	$ -	$ -
3390	T660001767	376.2	$ -	$ -	$ -	$ -	$ -	$ -	$ -	$ -	$ -	$ -	$ -	$ -	$ -
3391	601001768	376.4	$ -	$ -	$ -	$ -	$ -	$ -	$ -	$ -	$ -	$ -	$ -	$ -	$ -
3392	601001768	376.1	$ -	$ -	$ -	$ -	$ -	$ -	$ -	$ -	$ -	$ -	$ -	$ -	$ -
3393	601001768	376.2	$ -	$ -	$ -	$ -	$ -	$ -	$ -	$ -	$ -	$ -	$ -	$ -	$ -
3394	601001769	376.4	$ -	$ -	$ -	$ -	$ -	$ -	$ -	$ -	$ -	$ -	$ -	$ -	$ -
3395	601001769	367.1	$ -	$ -	$ -	$ -	$ -	$ -	$ -	$ -	$ -	$ -	$ -	$ -	$ -
3396	601001769	368.0	$ -	$ -	$ -	$ -	$ -	$ -	$ -	$ -	$ -	$ -	$ -	$ -	$ -
3397	T660001770	369.0	$ -	$ -	$ -	$ -	$ -	$ -	$ -	$ -	$ -	$ -	$ -	$ -	$ -
3398	T660001770	376.1	$ 773	$ 850	$ 926	$ 1,003	$ 1,079	$ 1,155	$ 1,232	$ 1,308	$ 1,385	$ 1,461	$ 1,537	$ 1,614	$ 1,690
3399	T660001770	376.2	$ 5,106	$ 5,621	$ 6,135	$ 6,650	$ 7,164	$ 7,679	$ 8,193	$ 8,707	$ 9,222	$ 9,736	$ 10,251	$ 10,765	$ 11,280
3400	610001771	376.4	$ 654	$ 720	$ 785	$ 850	$ 915	$ 981	$ 1,046	$ 1,111	$ 1,176	$ 1,242	$ 1,307	$ 1,372	$ 1,437
3401	610001771	380.0	$ 1,317	$ 1,422	$ 1,527	$ 1,632	$ 1,737	$ 1,842	$ 1,947	$ 2,052	$ 2,157	$ 2,262	$ 2,367	$ 2,472	$ 2,577
3402	610001771	367.1	$ -	$ -	$ -	$ -	$ -	$ -	$ -	$ -	$ -	$ -	$ -	$ -	$ -
3403	610001771	368.0	$ -	$ -	$ -	$ -	$ -	$ -	$ -	$ -	$ -	$ -	$ -	$ -	$ -
3404	T680001772	369.0	$ -	$ -	$ -	$ -	$ -	$ -	$ -	$ -	$ -	$ -	$ -	$ -	$ -
3405	T680001772	376.1	$ -	$ -	$ -	$ -	$ -	$ -	$ -	$ -	$ -	$ -	$ -	$ -	$ -
3406	T680001772	376.2	$ -	$ -	$ -	$ -	$ -	$ -	$ -	$ -	$ -	$ -	$ -	$ -	$ -
3407	601001773	376.4	$ -	$ -	$ -	$ -	$ -	$ -	$ -	$ -	$ -	$ -	$ -	$ -	$ -

Sponsored by NMGC Witness Erik C. Buchanan

WP Plant 6 Accum Res Balances

NEW MEXICO GAS COMPANY, INC.

Accumulated Reserve Account
Base Period - 12 Months Ending March 31, 2023
Future Test Year - 12 Months Ending September 30, 2025

	A	B	AC	AD	AE	AF	AG
1							
2			Balance	Balance	Balance	Balance	Balance
3	Investment Number / Beginning Balance	FERC Account	**5/31/2025**	**6/30/2025**	**7/31/2025**	**8/31/2025**	**9/30/2025**
3362	610001755	369.0	$ -	$ -	$ -	$ -	$ -
3363	T626001756	367.1	$ -	$ -	$ -	$ -	$ -
3364	T626001756	368.0	$ -	$ -	$ -	$ -	$ -
3365	T624001757	369.0	$ -	$ -	$ -	$ -	$ -
3366	T624001757	390.0	$ -	$ -	$ -	$ -	$ -
3367	T624001757	390.0	$ -	$ -	$ -	$ -	$ -
3368	601001758	390.0	$ -	$ -	$ -	$ -	$ -
3369	601001759	376.1	$ 212	$ 222	$ 231	$ 241	$ 251
3370	601001760	376.2	$ 1,422	$ 1,487	$ 1,552	$ 1,616	$ 1,681
3371	610001761	376.4	$ 181	$ 189	$ 197	$ 205	$ 214
3372	610001761	380.0	$ 307	$ 321	$ 334	$ 347	$ 360
3373	610001761	367.1	$ -	$ -	$ -	$ -	$ -
3374	610001761	368.0	$ -	$ -	$ -	$ -	$ -
3375	T601001762	369.0	$ -	$ -	$ -	$ -	$ -
3376	T601001762	367.1	$ -	$ -	$ -	$ -	$ -
3377	T601001762	368.0	$ -	$ -	$ -	$ -	$ -
3378	T660001763	369.0	$ -	$ -	$ -	$ -	$ -
3379	T660001763	367.3	$ -	$ -	$ -	$ -	$ -
3380	T660001763	367.1	$ -	$ -	$ -	$ -	$ -
3381	T601001764	368.0	$ -	$ -	$ -	$ -	$ -
3382	T601001765	369.0	$ -	$ -	$ -	$ -	$ -
3383	T601001765	367.1	$ -	$ -	$ -	$ -	$ -
3384	T601001765	368.0	$ -	$ -	$ -	$ -	$ -
3385	T601001766	369.0	$ -	$ -	$ -	$ -	$ -
3386	T601001766	367.1	$ -	$ -	$ -	$ -	$ -
3387	T601001766	368.0	$ -	$ -	$ -	$ -	$ -
3388	T660001767	369.0	$ -	$ -	$ -	$ -	$ -
3389	T660001767	376.1	$ -	$ -	$ -	$ -	$ -
3390	T660001767	376.2	$ -	$ -	$ -	$ -	$ -
3391	601001768	376.4	$ -	$ -	$ -	$ -	$ -
3392	601001768	376.1	$ -	$ -	$ -	$ -	$ -
3393	601001768	376.2	$ -	$ -	$ -	$ -	$ -
3394	601001769	376.4	$ -	$ -	$ -	$ -	$ -
3395	601001769	367.1	$ -	$ -	$ -	$ -	$ -
3396	601001769	368.0	$ -	$ -	$ -	$ -	$ -
3397	T660001770	369.0	$ -	$ -	$ -	$ -	$ -
3398	T660001770	376.1	$ 1,767	$ 1,843	$ 1,920	$ 1,996	$ 2,072
3399	T660001770	376.2	$ 11,794	$ 12,309	$ 12,823	$ 13,337	$ 13,852
3400	610001771	376.4	$ 1,503	$ 1,568	$ 1,633	$ 1,698	$ 1,764
3401	610001771	380.0	$ 2,682	$ 2,786	$ 2,891	$ 2,996	$ 3,101
3402	610001771	367.1	$ -	$ -	$ -	$ -	$ -
3403	610001771	368.0	$ -	$ -	$ -	$ -	$ -
3404	T680001772	369.0	$ -	$ -	$ -	$ -	$ -
3405	T680001772	376.1	$ -	$ -	$ -	$ -	$ -
3406	T680001772	376.2	$ -	$ -	$ -	$ -	$ -
3407	601001773	376.4	$ -	$ -	$ -	$ -	$ -

Sponsored by NMGC Witness Erik C. Buchanan

NEW MEXICO GAS COMPANY, INC.

Accumulated Reserve Account
Base Period - 12 Months Ending March 31, 2023
Future Test Year - 12 Months Ending September 30, 2025

	A	B	C	D	E	F	G	H	I	J	K	L	M	N	O
1			Adjusted Base Period												
2			Balance	Balance	Balance	Balance	Balance	Balance	Balance	Balance	Balance	Balance	Balance	Balance	Balance
3	Investment Number / Beginning Balance	FERC Account	**3/31/2023**	**4/30/2023**	**5/31/2023**	**6/30/2023**	**7/31/2023**	**8/31/2023**	**9/30/2023**	**10/31/2023**	**11/30/2023**	**12/31/2023**	**1/31/2024**	**2/29/2024**	**3/31/2024**
3408	601001773	376.1	$ -	$ -	$ -	$ -	$ -	$ -	$ -	$ -	$ -	$ -	$ -	$ -	$ -
3409	601001773	376.2	$ -	$ -	$ -	$ -	$ -	$ -	$ -	$ -	$ -	$ -	$ -	$ -	$ -
3410	601001774	376.4	$ -	$ -	$ -	$ -	$ -	$ -	$ -	$ -	$ -	$ -	$ -	$ -	$ -
3411	601001774	376.1	$ -	$ -	$ -	$ -	$ -	$ -	$ -	$ -	$ -	$ -	$ -	$ -	$ -
3412	601001774	376.2	$ -	$ -	$ -	$ -	$ -	$ -	$ -	$ -	$ -	$ -	$ -	$ -	$ -
3413	601001775	376.4	$ -	$ -	$ -	$ -	$ -	$ -	$ -	$ -	$ -	$ -	$ -	$ -	$ -
3414	601001775	367.1	$ -	$ -	$ -	$ -	$ -	$ -	$ -	$ -	$ -	$ -	$ -	$ -	$ -
3415	601001775	368.0	$ -	$ -	$ -	$ -	$ -	$ -	$ -	$ -	$ -	$ -	$ -	$ -	$ -
3416	T610001776	369.0	$ -	$ -	$ -	$ -	$ -	$ -	$ -	$ -	$ -	$ -	$ -	$ -	$ -
3417	T610001776	367.1	$ -	$ -	$ -	$ -	$ -	$ -	$ -	$ -	$ -	$ -	$ -	$ -	$ -
3418	T610001776	368.0	$ -	$ -	$ -	$ -	$ -	$ -	$ -	$ -	$ -	$ -	$ -	$ -	$ -
3419	T610001777	369.0	$ -	$ -	$ -	$ -	$ -	$ -	$ -	$ -	$ -	$ -	$ -	$ -	$ -
3420	T610001777	367.1	$ -	$ -	$ -	$ -	$ -	$ -	$ -	$ -	$ -	$ -	$ -	$ -	$ -
3421	T610001777	368.0	$ -	$ -	$ -	$ -	$ -	$ -	$ -	$ -	$ -	$ -	$ -	$ -	$ -
3422	T610001778	369.0	$ -	$ -	$ -	$ -	$ -	$ -	$ -	$ -	$ -	$ -	$ -	$ -	$ -
3423	T610001778	367.1	$ -	$ -	$ -	$ -	$ -	$ -	$ -	$ -	$ -	$ -	$ -	$ -	$ -
3424	T610001778	368.0	$ -	$ -	$ -	$ -	$ -	$ -	$ -	$ -	$ -	$ -	$ -	$ -	$ -
3425	T660001779	369.0	$ -	$ -	$ -	$ -	$ -	$ -	$ -	$ -	$ -	$ -	$ -	$ -	$ -
3426	T660001779	367.1	$ -	$ -	$ -	$ -	$ -	$ -	$ -	$ -	$ -	$ -	$ -	$ -	$ -
3427	T660001779	368.0	$ -	$ -	$ -	$ -	$ -	$ -	$ -	$ -	$ -	$ -	$ -	$ -	$ -
3428	T660001780	369.0	$ -	$ -	$ -	$ -	$ -	$ -	$ -	$ -	$ -	$ -	$ -	$ -	$ -
3429	T660001780	367.1	$ -	$ -	$ -	$ -	$ -	$ -	$ -	$ -	$ -	$ -	$ -	$ -	$ -
3430	T660001780	368.0	$ -	$ -	$ -	$ -	$ -	$ -	$ -	$ -	$ -	$ -	$ -	$ -	$ -
3431	T660001781	369.0	$ -	$ -	$ -	$ -	$ -	$ -	$ -	$ -	$ -	$ -	$ -	$ -	$ -
3432	T660001781	376.1	$ -	$ -	$ -	$ -	$ -	$ -	$ -	$ -	$ -	$ -	$ -	$ -	$ -
3433	T660001781	376.2	$ -	$ -	$ -	$ -	$ -	$ -	$ -	$ -	$ -	$ -	$ -	$ -	$ -
3434	610001782	376.4	$ -	$ -	$ -	$ -	$ -	$ -	$ -	$ -	$ -	$ -	$ -	$ -	$ -
3435	610001782	380.0	$ -	$ -	$ -	$ -	$ -	$ -	$ -	$ -	$ -	$ -	$ -	$ -	$ -
3436	610001782	367.1	$ -	$ -	$ -	$ -	$ -	$ -	$ -	$ -	$ -	$ -	$ -	$ -	$ -
3437	610001782	368.0	$ -	$ -	$ -	$ -	$ -	$ -	$ -	$ -	$ -	$ -	$ -	$ -	$ -
3438	T660001783	369.0	$ -	$ -	$ -	$ -	$ -	$ -	$ -	$ -	$ -	$ -	$ -	$ -	$ -
3439	T660001783	394.0	$ -	$ -	$ -	$ -	$ -	$ -	$ -	$ -	$ -	$ -	$ -	$ -	$ -
3440	T660001783	394.0	$ -	$ -	$ -	$ -	$ -	$ -	$ -	$ -	$ -	$ -	$ -	$ -	$ -
3441	T610001784	367.1	$ -	$ -	$ -	$ -	$ -	$ -	$ -	$ -	$ -	$ -	$ -	$ -	$ -
3442	T610001785	368.0	$ -	$ -	$ -	$ -	$ -	$ -	$ -	$ -	$ -	$ -	$ -	$ -	$ -
3443	T610001786	369.0	$ -	$ -	$ -	$ -	$ -	$ -	$ -	$ -	$ -	$ -	$ -	$ -	$ -
3444	T610001786	367.1	$ -	$ -	$ -	$ -	$ -	$ -	$ -	$ -	$ -	$ -	$ -	$ -	$ -
3445	T610001786	368.0	$ -	$ -	$ -	$ -	$ -	$ -	$ -	$ -	$ -	$ -	$ -	$ -	$ -
3446	T660001787	369.0	$ -	$ -	$ -	$ -	$ -	$ -	$ -	$ -	$ -	$ -	$ -	$ -	$ -
3447	T660001787	367.1	$ -	$ -	$ -	$ -	$ -	$ -	$ -	$ -	$ -	$ -	$ -	$ -	$ -
3448	T660001787	368.0	$ -	$ -	$ -	$ -	$ -	$ -	$ -	$ -	$ -	$ -	$ -	$ -	$ -
3449	T660001788	369.0	$ -	$ -	$ -	$ -	$ -	$ -	$ -	$ -	$ -	$ -	$ -	$ -	$ -
3450	T660001788	376.1	$ -	$ -	$ -	$ -	$ -	$ -	$ -	$ -	$ -	$ -	$ -	$ -	$ -
3451	T660001788	376.2	$ -	$ -	$ -	$ -	$ -	$ -	$ -	$ -	$ -	$ -	$ -	$ -	$ -
3452	610001789	376.4	$ -	$ -	$ -	$ -	$ -	$ -	$ -	$ -	$ -	$ -	$ -	$ -	$ -
3453	610001789	380.0	$ -	$ -	$ -	$ -	$ -	$ -	$ -	$ -	$ -	$ -	$ -	$ -	$ -

Sponsored by NMGC Witness Erik C. Buchanan

WP Plant 6 Accum Res Balances

NEW MEXICO GAS COMPANY, INC.

Accumulated Reserve Account
Base Period - 12 Months Ending March 31, 2023
Future Test Year - 12 Months Ending September 30, 2025

	A	B	P	Q	R	S	T	U	V	W	X	Y	Z	AA	AB
1															
2			Balance	Balance	Balance	Balance	Balance	Balance	Balance	Balance	Balance	Balance	Balance	Balance	Balance
3	Investment Number / Beginning Balance	FERC Account	4/30/2024	5/31/2024	6/30/2024	7/31/2024	8/31/2024	9/30/2024	10/31/2024	11/30/2024	12/31/2024	1/31/2025	2/28/2025	3/31/2025	4/30/2025
3408	601001773	376.1	$ -	$ -	$ -	$ -	$ -	$ -	$ -	$ -	$ -	$ -	$ -	$ -	$ -
3409	601001773	376.2	$ -	$ -	$ -	$ -	$ -	$ -	$ -	$ -	$ -	$ -	$ -	$ -	$ -
3410	601001774	376.4	$ -	$ -	$ -	$ -	$ -	$ -	$ -	$ -	$ -	$ -	$ -	$ -	$ -
3411	601001774	376.1	$ -	$ -	$ -	$ -	$ -	$ -	$ -	$ -	$ -	$ -	$ -	$ -	$ -
3412	601001774	376.2	$ -	$ -	$ -	$ -	$ -	$ -	$ -	$ -	$ -	$ -	$ -	$ -	$ -
3413	601001775	376.4	$ -	$ -	$ -	$ -	$ -	$ -	$ -	$ -	$ -	$ -	$ -	$ -	$ -
3414	601001775	367.1	$ -	$ -	$ -	$ -	$ -	$ -	$ -	$ -	$ -	$ -	$ -	$ -	$ -
3415	601001775	368.0	$ -	$ -	$ -	$ -	$ -	$ -	$ -	$ -	$ -	$ -	$ -	$ -	$ -
3416	T610001776	369.0	$ -	$ -	$ -	$ -	$ -	$ -	$ -	$ -	$ -	$ -	$ -	$ -	$ -
3417	T610001776	367.1	$ -	$ -	$ -	$ -	$ -	$ -	$ -	$ -	$ -	$ -	$ -	$ -	$ -
3418	T610001776	368.0	$ -	$ -	$ -	$ -	$ -	$ -	$ -	$ -	$ -	$ -	$ -	$ -	$ -
3419	T610001777	369.0	$ -	$ -	$ -	$ -	$ -	$ -	$ -	$ -	$ -	$ -	$ -	$ -	$ -
3420	T610001777	367.1	$ -	$ -	$ -	$ -	$ -	$ -	$ -	$ -	$ -	$ -	$ -	$ -	$ -
3421	T610001777	368.0	$ -	$ -	$ -	$ -	$ -	$ -	$ -	$ -	$ -	$ -	$ -	$ -	$ -
3422	T610001778	369.0	$ -	$ -	$ -	$ -	$ -	$ -	$ -	$ -	$ -	$ -	$ -	$ -	$ -
3423	T610001778	367.1	$ -	$ -	$ -	$ -	$ -	$ -	$ -	$ -	$ -	$ -	$ -	$ -	$ -
3424	T610001778	368.0	$ -	$ -	$ -	$ -	$ -	$ -	$ -	$ -	$ -	$ -	$ -	$ -	$ -
3425	T660001779	369.0	$ -	$ -	$ -	$ -	$ -	$ -	$ -	$ -	$ -	$ -	$ -	$ -	$ -
3426	T660001779	367.1	$ -	$ -	$ -	$ -	$ -	$ -	$ 77	$ 153	$ 230	$ 307	$ 383	$ 460	$ 537
3427	T660001779	368.0	$ -	$ -	$ -	$ -	$ -	$ -	$ 15	$ 29	$ 44	$ 59	$ 74	$ 88	$ 103
3428	T660001780	369.0	$ -	$ -	$ -	$ -	$ -	$ -	$ 30	$ 61	$ 91	$ 122	$ 152	$ 182	$ 213
3429	T660001780	367.1	$ -	$ -	$ -	$ -	$ -	$ -	$ -	$ -	$ -	$ -	$ -	$ -	$ -
3430	T660001780	368.0	$ -	$ -	$ -	$ -	$ -	$ -	$ -	$ -	$ -	$ -	$ -	$ -	$ -
3431	T660001781	369.0	$ -	$ -	$ -	$ -	$ -	$ -	$ -	$ -	$ -	$ -	$ -	$ -	$ -
3432	T660001781	376.1	$ -	$ -	$ -	$ -	$ -	$ -	$ -	$ -	$ -	$ -	$ -	$ -	$ -
3433	T660001781	376.2	$ -	$ -	$ -	$ -	$ -	$ -	$ -	$ -	$ -	$ -	$ -	$ -	$ -
3434	610001782	376.4	$ -	$ -	$ -	$ -	$ -	$ -	$ -	$ -	$ -	$ -	$ -	$ -	$ -
3435	610001782	380.0	$ -	$ -	$ -	$ -	$ -	$ -	$ -	$ -	$ -	$ -	$ -	$ -	$ -
3436	610001782	367.1	$ -	$ -	$ -	$ -	$ -	$ -	$ -	$ -	$ -	$ -	$ -	$ -	$ -
3437	610001782	368.0	$ -	$ -	$ -	$ -	$ -	$ -	$ -	$ -	$ -	$ -	$ -	$ -	$ -
3438	T660001783	369.0	$ -	$ -	$ -	$ -	$ -	$ -	$ -	$ -	$ -	$ -	$ -	$ -	$ -
3439	T660001783	394.0	$ -	$ -	$ -	$ -	$ -	$ -	$ -	$ -	$ -	$ -	$ -	$ -	$ -
3440	T660001783	394.0	$ -	$ -	$ -	$ -	$ -	$ -	$ -	$ -	$ -	$ -	$ -	$ -	$ -
3441	T610001784	367.1	$ -	$ -	$ -	$ -	$ -	$ -	$ -	$ -	$ -	$ -	$ -	$ -	$ -
3442	T610001785	368.0	$ -	$ -	$ -	$ -	$ -	$ -	$ -	$ -	$ -	$ -	$ -	$ -	$ -
3443	T610001786	369.0	$ -	$ -	$ -	$ -	$ -	$ -	$ -	$ -	$ -	$ -	$ -	$ -	$ -
3444	T610001786	367.1	$ -	$ -	$ -	$ -	$ -	$ -	$ -	$ -	$ -	$ -	$ -	$ -	$ -
3445	T610001786	368.0	$ -	$ -	$ -	$ -	$ -	$ -	$ -	$ -	$ -	$ -	$ -	$ -	$ -
3446	T660001787	369.0	$ -	$ -	$ -	$ -	$ -	$ -	$ -	$ -	$ -	$ -	$ -	$ -	$ -
3447	T660001787	367.1	$ -	$ -	$ -	$ -	$ -	$ -	$ -	$ -	$ -	$ -	$ -	$ -	$ -
3448	T660001787	368.0	$ -	$ -	$ -	$ -	$ -	$ -	$ -	$ -	$ -	$ -	$ -	$ -	$ -
3449	T660001788	369.0	$ -	$ -	$ -	$ -	$ -	$ -	$ -	$ -	$ -	$ -	$ -	$ -	$ -
3450	T660001788	376.1	$ -	$ -	$ -	$ -	$ -	$ -	$ -	$ -	$ -	$ -	$ -	$ -	$ -
3451	T660001788	376.2	$ -	$ -	$ -	$ -	$ -	$ -	$ -	$ -	$ -	$ -	$ -	$ -	$ -
3452	610001789	376.4	$ -	$ -	$ -	$ -	$ -	$ -	$ -	$ -	$ -	$ -	$ -	$ -	$ -
3453	610001789	380.0	$ -	$ -	$ -	$ -	$ -	$ -	$ -	$ -	$ -	$ -	$ -	$ -	$ -

Sponsored by NMGC Witness Erik C. Buchanan

WP Plant 6 Accum Res Balances

NEW MEXICO GAS COMPANY, INC.

Accumulated Reserve Account
Base Period - 12 Months Ending March 31, 2023
Future Test Year - 12 Months Ending September 30, 2025

	A	B	AC	AD	AE	AF	AG
1							
2			Balance	Balance	Balance	Balance	Balance
3	Investment Number / Beginning Balance	FERC Account	**5/31/2025**	**6/30/2025**	**7/31/2025**	**8/31/2025**	**9/30/2025**
3408	601001773	376.1	$ -	$ -	$ -	$ -	$ -
3409	601001773	376.2	$ -	$ -	$ -	$ -	$ -
3410	601001774	376.4	$ -	$ -	$ -	$ -	$ -
3411	601001774	376.1	$ -	$ -	$ -	$ -	$ -
3412	601001774	376.2	$ -	$ -	$ -	$ -	$ -
3413	601001775	376.4	$ -	$ -	$ -	$ -	$ -
3414	601001775	367.1	$ -	$ -	$ -	$ -	$ -
3415	601001775	368.0	$ -	$ -	$ -	$ -	$ -
3416	T610001776	369.0	$ -	$ -	$ -	$ -	$ -
3417	T610001776	367.1	$ -	$ -	$ -	$ -	$ -
3418	T610001776	368.0	$ -	$ -	$ -	$ -	$ -
3419	T610001777	369.0	$ -	$ -	$ -	$ -	$ -
3420	T610001777	367.1	$ -	$ -	$ -	$ -	$ -
3421	T610001777	368.0	$ -	$ -	$ -	$ -	$ -
3422	T610001778	369.0	$ -	$ -	$ -	$ -	$ -
3423	T610001778	367.1	$ -	$ -	$ -	$ -	$ -
3424	T610001778	368.0	$ -	$ -	$ -	$ -	$ -
3425	T660001779	369.0	$ -	$ -	$ -	$ -	$ -
3426	T660001779	367.1	$ 614	$ 690	$ 767	$ 844	$ 920
3427	T660001779	368.0	$ 118	$ 132	$ 147	$ 162	$ 177
3428	T660001780	369.0	$ 243	$ 274	$ 304	$ 335	$ 365
3429	T660001780	367.1	$ 75	$ 151	$ 226	$ 302	$ 377
3430	T660001780	368.0	$ 14	$ 29	$ 43	$ 58	$ 72
3431	T660001781	369.0	$ 30	$ 60	$ 90	$ 120	$ 150
3432	T660001781	376.1	$ -	$ -	$ -	$ -	$ -
3433	T660001781	376.2	$ -	$ -	$ -	$ -	$ -
3434	610001782	376.4	$ -	$ -	$ -	$ -	$ -
3435	610001782	380.0	$ -	$ -	$ -	$ -	$ -
3436	610001782	367.1	$ -	$ -	$ 76	$ 153	$ 229
3437	610001782	368.0	$ -	$ -	$ 15	$ 29	$ 44
3438	T660001783	369.0	$ -	$ -	$ 30	$ 61	$ 91
3439	T660001783	394.0	$ -	$ -	$ -	$ -	$ -
3440	T660001783	394.0	$ -	$ -	$ -	$ -	$ -
3441	T610001784	367.1	$ -	$ -	$ -	$ -	$ -
3442	T610001785	368.0	$ -	$ -	$ -	$ -	$ -
3443	T610001786	369.0	$ -	$ -	$ -	$ -	$ -
3444	T610001786	367.1	$ -	$ -	$ -	$ -	$ -
3445	T610001786	368.0	$ -	$ -	$ -	$ -	$ -
3446	T660001787	369.0	$ -	$ -	$ -	$ -	$ -
3447	T660001787	367.1	$ 76	$ 151	$ 227	$ 302	$ 378
3448	T660001787	368.0	$ 15	$ 29	$ 44	$ 58	$ 73
3449	T660001788	369.0	$ 30	$ 60	$ 90	$ 120	$ 150
3450	T660001788	376.1	$ -	$ -	$ -	$ -	$ -
3451	T660001788	376.2	$ -	$ -	$ -	$ -	$ -
3452	610001789	376.4	$ -	$ -	$ -	$ -	$ -
3453	610001789	380.0	$ -	$ -	$ -	$ -	$ -

Sponsored by NMGC Witness Erik C. Buchanan

NEW MEXICO GAS COMPANY, INC.

Accumulated Reserve Account
Base Period - 12 Months Ending March 31, 2023
Future Test Year - 12 Months Ending September 30, 2025

	A	B	C	D	E	F	G	H	I	J	K	L	M	N	O
1			Adjusted Base Period												
2			Balance	Balance	Balance	Balance	Balance	Balance	Balance	Balance	Balance	Balance	Balance	Balance	Balance
3	Investment Number / Beginning Balance	FERC Account	**3/31/2023**	**4/30/2023**	**5/31/2023**	**6/30/2023**	**7/31/2023**	**8/31/2023**	**9/30/2023**	**10/31/2023**	**11/30/2023**	**12/31/2023**	**1/31/2024**	**2/29/2024**	**3/31/2024**
3454	610001789	376.1	$ -	$ -	$ -	$ -	$ -	$ -	$ -	$ -	$ -	$ -	$ -	$ -	$ -
3455	610001789	376.2	$ -	$ -	$ -	$ -	$ -	$ -	$ -	$ -	$ -	$ -	$ -	$ -	$ -
3456	610001790	376.4	$ -	$ -	$ -	$ -	$ -	$ -	$ -	$ -	$ -	$ -	$ -	$ -	$ -
3457	610001790	380.0	$ -	$ -	$ -	$ -	$ -	$ -	$ -	$ -	$ -	$ -	$ -	$ -	$ -
3458	610001790	376.1	$ -	$ -	$ -	$ -	$ -	$ -	$ -	$ -	$ -	$ -	$ -	$ -	$ -
3459	610001790	376.2	$ -	$ -	$ -	$ -	$ -	$ -	$ -	$ -	$ -	$ -	$ -	$ -	$ -
3460	610001791	376.4	$ -	$ -	$ -	$ -	$ -	$ -	$ -	$ -	$ -	$ -	$ -	$ -	$ -
3461	610001791	380.0	$ -	$ -	$ -	$ -	$ -	$ -	$ -	$ -	$ -	$ -	$ -	$ -	$ -
3462	610001791	367.1	$ -	$ -	$ -	$ -	$ -	$ -	$ -	$ -	$ -	$ -	$ -	$ -	$ -
3463	610001791	368.0	$ -	$ -	$ -	$ -	$ -	$ -	$ -	$ -	$ -	$ -	$ -	$ -	$ -
3464	T660001792	369.0	$ -	$ -	$ -	$ -	$ -	$ -	$ -	$ -	$ -	$ -	$ -	$ -	$ -
3465	T660001792	376.1	$ -	$ -	$ -	$ -	$ -	$ -	$ -	$ -	$ -	$ -	$ -	$ -	$ -
3466	T660001792	376.2	$ -	$ -	$ -	$ -	$ -	$ -	$ -	$ -	$ -	$ -	$ -	$ -	$ -
3467	610001793	376.4	$ -	$ -	$ -	$ -	$ -	$ -	$ -	$ -	$ -	$ -	$ -	$ -	$ -
3468	610001793	380.0	$ -	$ -	$ -	$ -	$ -	$ -	$ -	$ -	$ -	$ -	$ -	$ -	$ -
3469	610001793	367.1	$ -	$ -	$ -	$ -	$ -	$ -	$ -	$ -	$ -	$ -	$ -	$ -	$ -
3470	610001793	368.0	$ -	$ -	$ -	$ -	$ -	$ -	$ -	$ -	$ -	$ -	$ -	$ -	$ -
3471	T660001794	369.0	$ -	$ -	$ -	$ -	$ -	$ -	$ -	$ -	$ -	$ -	$ -	$ -	$ -
3472	T660001794	367.1	$ -	$ -	$ -	$ -	$ -	$ -	$ -	$ -	$ -	$ -	$ -	$ -	$ -
3473	T660001794	368.0	$ -	$ -	$ -	$ -	$ -	$ -	$ -	$ -	$ -	$ -	$ -	$ -	$ -
3474	T660001795	369.0	$ -	$ -	$ -	$ -	$ -	$ -	$ -	$ -	$ -	$ -	$ -	$ -	$ -
3475	T660001795	376.1	$ -	$ -	$ -	$ -	$ -	$ -	$ -	$ -	$ -	$ -	$ -	$ -	$ -
3476	T660001795	376.2	$ -	$ -	$ -	$ -	$ -	$ -	$ -	$ -	$ -	$ -	$ -	$ -	$ -
3477	611001796	376.4	$ -	$ -	$ -	$ -	$ -	$ -	$ -	$ -	$ -	$ -	$ -	$ -	$ -
3478	611001796	380.0	$ -	$ -	$ -	$ -	$ -	$ -	$ -	$ -	$ -	$ -	$ -	$ -	$ -
3479	611001796	367.1	$ -	$ -	$ -	$ -	$ -	$ -	$ -	$ -	$ -	$ -	$ -	$ -	$ -
3480	611001796	368.0	$ -	$ -	$ -	$ -	$ -	$ -	$ -	$ -	$ -	$ -	$ -	$ -	$ -
3481	T601001797	369.0	$ -	$ -	$ -	$ -	$ -	$ -	$ -	$ -	$ -	$ -	$ -	$ -	$ -
3482	T601001797	376.1	$ -	$ -	$ -	$ -	$ -	$ -	$ -	$ -	$ -	$ -	$ -	$ -	$ -
3483	T601001797	376.2	$ -	$ -	$ -	$ -	$ -	$ -	$ -	$ -	$ -	$ -	$ -	$ -	$ -
3484	610001798	376.4	$ -	$ -	$ -	$ -	$ -	$ -	$ -	$ -	$ -	$ -	$ -	$ -	$ -
3485	610001798	380.0	$ -	$ -	$ -	$ -	$ -	$ -	$ -	$ -	$ -	$ -	$ -	$ -	$ -
3486	610001798	367.1	$ -	$ -	$ -	$ -	$ -	$ -	$ -	$ -	$ -	$ -	$ -	$ -	$ -
3487	610001798	368.0	$ -	$ -	$ -	$ -	$ -	$ -	$ -	$ -	$ -	$ -	$ -	$ -	$ -
3488	T680001799	369.0	$ -	$ -	$ -	$ -	$ -	$ -	$ -	$ -	$ -	$ -	$ -	$ -	$ -
3489	T680001799	367.1	$ -	$ -	$ -	$ -	$ -	$ -	$ -	$ -	$ -	$ -	$ -	$ -	$ -
3490	T680001799	368.0	$ -	$ -	$ -	$ -	$ -	$ -	$ -	$ -	$ -	$ -	$ -	$ -	$ -
3491	T621001800	369.0	$ -	$ -	$ -	$ -	$ -	$ -	$ -	$ -	$ -	$ -	$ -	$ -	$ -
3492	T621001800	367.1	$ -	$ -	$ -	$ -	$ -	$ -	$ -	$ -	$ -	$ -	$ -	$ -	$ -
3493	T621001800	368.0	$ -	$ -	$ -	$ -	$ -	$ -	$ -	$ -	$ -	$ -	$ -	$ -	$ -
3494	T610001801	369.0	$ -	$ -	$ -	$ -	$ -	$ -	$ -	$ -	$ -	$ -	$ -	$ -	$ -
3495	T610001801	367.1	$ -	$ -	$ -	$ -	$ -	$ -	$ -	$ -	$ -	$ -	$ -	$ -	$ -
3496	T610001801	368.0	$ -	$ -	$ -	$ -	$ -	$ -	$ -	$ -	$ -	$ -	$ -	$ -	$ -
3497	T610001802	369.0	$ -	$ -	$ -	$ -	$ -	$ -	$ -	$ -	$ -	$ -	$ -	$ -	$ -
3498	T610001802	367.1	$ -	$ -	$ -	$ -	$ -	$ -	$ -	$ -	$ -	$ -	$ -	$ -	$ -
3499	T610001802	368.0	$ -	$ -	$ -	$ -	$ -	$ -	$ -	$ -	$ -	$ -	$ -	$ -	$ -

Sponsored by NMGC Witness Erik C. Buchanan

WP Plant 6 Accum Res Balances

NEW MEXICO GAS COMPANY, INC.

Accumulated Reserve Account
Base Period - 12 Months Ending March 31, 2023
Future Test Year - 12 Months Ending September 30, 2025

	A	B	P	Q	R	S	T	U	V	W	X	Y	Z	AA	AB
1															
2			Balance	Balance	Balance	Balance	Balance	Balance	Balance	Balance	Balance	Balance	Balance	Balance	Balance
3	Investment Number / Beginning Balance	FERC Account	4/30/2024	5/31/2024	6/30/2024	7/31/2024	8/31/2024	9/30/2024	10/31/2024	11/30/2024	12/31/2024	1/31/2025	2/28/2025	3/31/2025	4/30/2025
3454	610001789	376.1	$ -	$ -	$ -	$ -	$ -	$ -	$ -	$ -	$ -	$ -	$ -	$ -	$ -
3455	610001789	376.2	$ -	$ -	$ -	$ -	$ -	$ -	$ -	$ -	$ -	$ -	$ -	$ -	$ -
3456	610001790	376.4	$ -	$ -	$ -	$ -	$ -	$ -	$ -	$ -	$ -	$ -	$ -	$ -	$ -
3457	610001790	380.0	$ -	$ -	$ -	$ -	$ -	$ -	$ -	$ -	$ -	$ -	$ -	$ -	$ -
3458	610001790	376.1	$ -	$ -	$ -	$ -	$ -	$ -	$ -	$ -	$ -	$ -	$ -	$ -	$ -
3459	610001790	376.2	$ -	$ -	$ -	$ -	$ -	$ -	$ -	$ -	$ -	$ -	$ -	$ -	$ -
3460	610001791	376.4	$ -	$ -	$ -	$ -	$ -	$ -	$ -	$ -	$ -	$ -	$ -	$ -	$ -
3461	610001791	380.0	$ -	$ -	$ -	$ -	$ -	$ -	$ -	$ -	$ -	$ -	$ -	$ -	$ -
3462	610001791	367.1	$ -	$ -	$ -	$ -	$ -	$ -	$ -	$ -	$ -	$ -	$ -	$ -	$ -
3463	610001791	368.0	$ -	$ -	$ -	$ -	$ -	$ -	$ -	$ -	$ -	$ -	$ -	$ -	$ -
3464	T660001792	369.0	$ -	$ -	$ -	$ -	$ -	$ -	$ -	$ -	$ -	$ -	$ -	$ -	$ -
3465	T660001792	376.1	$ -	$ -	$ -	$ -	$ -	$ -	$ -	$ -	$ -	$ -	$ -	$ -	$ -
3466	T660001792	376.2	$ -	$ -	$ -	$ -	$ -	$ -	$ -	$ -	$ -	$ -	$ -	$ -	$ -
3467	610001793	376.4	$ -	$ -	$ -	$ -	$ -	$ -	$ -	$ -	$ -	$ -	$ -	$ -	$ -
3468	610001793	380.0	$ -	$ -	$ -	$ -	$ -	$ -	$ -	$ -	$ -	$ -	$ -	$ -	$ -
3469	610001793	367.1	$ -	$ -	$ -	$ -	$ -	$ -	$ -	$ -	$ -	$ -	$ -	$ -	$ -
3470	610001793	368.0	$ -	$ -	$ -	$ -	$ -	$ -	$ -	$ -	$ -	$ -	$ -	$ -	$ -
3471	T660001794	369.0	$ -	$ -	$ -	$ -	$ -	$ -	$ -	$ -	$ -	$ -	$ -	$ -	$ -
3472	T660001794	367.1	$ -	$ -	$ -	$ -	$ -	$ -	$ -	$ -	$ -	$ -	$ -	$ -	$ -
3473	T660001794	368.0	$ -	$ -	$ -	$ -	$ -	$ -	$ -	$ -	$ -	$ -	$ -	$ -	$ -
3474	T660001795	369.0	$ -	$ -	$ -	$ -	$ -	$ -	$ -	$ -	$ -	$ -	$ -	$ -	$ -
3475	T660001795	376.1	$ -	$ -	$ -	$ -	$ -	$ -	$ -	$ -	$ -	$ -	$ -	$ -	$ -
3476	T660001795	376.2	$ -	$ -	$ -	$ -	$ -	$ -	$ -	$ -	$ -	$ -	$ -	$ -	$ -
3477	611001796	376.4	$ -	$ -	$ -	$ -	$ -	$ -	$ -	$ -	$ -	$ -	$ -	$ -	$ -
3478	611001796	380.0	$ -	$ -	$ -	$ -	$ -	$ -	$ -	$ -	$ -	$ -	$ -	$ -	$ -
3479	611001796	367.1	$ -	$ -	$ -	$ -	$ -	$ -	$ -	$ -	$ -	$ -	$ -	$ -	$ -
3480	611001796	368.0	$ -	$ -	$ -	$ -	$ -	$ -	$ -	$ -	$ -	$ -	$ -	$ -	$ -
3481	T601001797	369.0	$ -	$ -	$ -	$ -	$ -	$ -	$ -	$ -	$ -	$ -	$ -	$ -	$ -
3482	T601001797	376.1	$ -	$ -	$ -	$ -	$ -	$ -	$ -	$ -	$ -	$ -	$ -	$ -	$ -
3483	T601001797	376.2	$ -	$ -	$ -	$ -	$ -	$ -	$ -	$ -	$ -	$ -	$ -	$ -	$ -
3484	610001798	376.4	$ -	$ -	$ -	$ -	$ -	$ -	$ -	$ -	$ -	$ -	$ -	$ -	$ -
3485	610001798	380.0	$ -	$ -	$ -	$ -	$ -	$ -	$ -	$ -	$ -	$ -	$ -	$ -	$ -
3486	610001798	367.1	$ -	$ -	$ -	$ -	$ -	$ -	$ -	$ -	$ -	$ -	$ -	$ -	$ -
3487	610001798	368.0	$ -	$ -	$ -	$ -	$ -	$ -	$ -	$ -	$ -	$ -	$ -	$ -	$ -
3488	T680001799	369.0	$ -	$ -	$ -	$ -	$ -	$ -	$ -	$ -	$ -	$ -	$ -	$ -	$ -
3489	T680001799	367.1	$ -	$ -	$ -	$ -	$ -	$ -	$ -	$ -	$ -	$ -	$ -	$ -	$ -
3490	T680001799	368.0	$ -	$ -	$ -	$ -	$ -	$ -	$ -	$ -	$ -	$ -	$ -	$ -	$ -
3491	T621001800	369.0	$ -	$ -	$ -	$ -	$ -	$ -	$ -	$ -	$ -	$ -	$ -	$ -	$ -
3492	T621001800	367.1	$ -	$ -	$ -	$ -	$ -	$ -	$ -	$ -	$ -	$ -	$ -	$ -	$ -
3493	T621001800	368.0	$ -	$ -	$ -	$ -	$ -	$ -	$ -	$ -	$ -	$ -	$ -	$ -	$ -
3494	T610001801	369.0	$ -	$ -	$ -	$ -	$ -	$ -	$ -	$ -	$ -	$ -	$ -	$ -	$ -
3495	T610001801	367.1	$ -	$ -	$ -	$ -	$ -	$ -	$ -	$ -	$ -	$ -	$ -	$ -	$ -
3496	T610001801	368.0	$ -	$ -	$ -	$ -	$ -	$ -	$ -	$ -	$ -	$ -	$ -	$ -	$ -
3497	T610001802	369.0	$ -	$ -	$ -	$ -	$ -	$ -	$ -	$ -	$ -	$ -	$ -	$ -	$ -
3498	T610001802	367.1	$ -	$ -	$ -	$ -	$ -	$ -	$ -	$ -	$ -	$ -	$ -	$ -	$ -
3499	T610001802	368.0	$ -	$ -	$ -	$ -	$ -	$ -	$ -	$ -	$ -	$ -	$ -	$ -	$ -

Sponsored by NMGC Witness Erik C. Buchanan

WP Plant 6 Accum Res Balances

NEW MEXICO GAS COMPANY, INC.

Accumulated Reserve Account
Base Period - 12 Months Ending March 31, 2023
Future Test Year - 12 Months Ending September 30, 2025

	A	B	AC	AD	AE	AF	AG
1							
2			Balance	Balance	Balance	Balance	Balance
3	Investment Number / Beginning Balance	FERC Account	**5/31/2025**	**6/30/2025**	**7/31/2025**	**8/31/2025**	**9/30/2025**
3454	610001789	376.1	$ -	$ -	$ -	$ -	$ -
3455	610001789	376.2	$ -	$ -	$ -	$ -	$ -
3456	610001790	376.4	$ -	$ -	$ -	$ -	$ -
3457	610001790	380.0	$ -	$ -	$ -	$ -	$ -
3458	610001790	376.1	$ -	$ -	$ -	$ -	$ -
3459	610001790	376.2	$ -	$ -	$ -	$ -	$ -
3460	610001791	376.4	$ -	$ -	$ -	$ -	$ -
3461	610001791	380.0	$ -	$ -	$ -	$ -	$ -
3462	610001791	367.1	$ -	$ -	$ -	$ -	$ -
3463	610001791	368.0	$ -	$ -	$ -	$ -	$ -
3464	T660001792	369.0	$ -	$ -	$ -	$ -	$ -
3465	T660001792	376.1	$ -	$ -	$ -	$ -	$ -
3466	T660001792	376.2	$ -	$ -	$ -	$ -	$ -
3467	610001793	376.4	$ -	$ -	$ -	$ -	$ -
3468	610001793	380.0	$ -	$ -	$ -	$ -	$ -
3469	610001793	367.1	$ -	$ -	$ -	$ -	$ -
3470	610001793	368.0	$ -	$ -	$ -	$ -	$ -
3471	T660001794	369.0	$ -	$ -	$ -	$ -	$ -
3472	T660001794	367.1	$ -	$ -	$ -	$ 76	$ 151
3473	T660001794	368.0	$ -	$ -	$ -	$ 15	$ 29
3474	T660001795	369.0	$ -	$ -	$ -	$ 30	$ 60
3475	T660001795	376.1	$ -	$ -	$ -	$ -	$ -
3476	T660001795	376.2	$ -	$ -	$ -	$ -	$ -
3477	611001796	376.4	$ -	$ -	$ -	$ -	$ -
3478	611001796	380.0	$ -	$ -	$ -	$ -	$ -
3479	611001796	367.1	$ -	$ -	$ -	$ -	$ -
3480	611001796	368.0	$ -	$ -	$ -	$ -	$ -
3481	T601001797	369.0	$ -	$ -	$ -	$ -	$ -
3482	T601001797	376.1	$ -	$ -	$ -	$ -	$ -
3483	T601001797	376.2	$ -	$ -	$ -	$ -	$ -
3484	610001798	376.4	$ -	$ -	$ -	$ -	$ -
3485	610001798	380.0	$ -	$ -	$ -	$ -	$ -
3486	610001798	367.1	$ -	$ -	$ -	$ -	$ -
3487	610001798	368.0	$ -	$ -	$ -	$ -	$ -
3488	T680001799	369.0	$ -	$ -	$ -	$ -	$ -
3489	T680001799	367.1	$ -	$ -	$ -	$ -	$ -
3490	T680001799	368.0	$ -	$ -	$ -	$ -	$ -
3491	T621001800	369.0	$ -	$ -	$ -	$ -	$ -
3492	T621001800	367.1	$ -	$ -	$ -	$ -	$ -
3493	T621001800	368.0	$ -	$ -	$ -	$ -	$ -
3494	T610001801	369.0	$ -	$ -	$ -	$ -	$ -
3495	T610001801	367.1	$ -	$ -	$ -	$ -	$ -
3496	T610001801	368.0	$ -	$ -	$ -	$ -	$ -
3497	T610001802	369.0	$ -	$ -	$ -	$ -	$ -
3498	T610001802	367.1	$ -	$ -	$ -	$ -	$ -
3499	T610001802	368.0	$ -	$ -	$ -	$ -	$ -

Sponsored by NMGC Witness Erik C. Buchanan

NEW MEXICO GAS COMPANY, INC.

Accumulated Reserve Account
Base Period - 12 Months Ending March 31, 2023
Future Test Year - 12 Months Ending September 30, 2025

	A	B	C	D	E	F	G	H	I	J	K	L	M	N	O
1			Adjusted Base Period												
2			Balance	Balance	Balance	Balance	Balance	Balance	Balance	Balance	Balance	Balance	Balance	Balance	Balance
3	Investment Number / Beginning Balance	FERC Account	**3/31/2023**	**4/30/2023**	**5/31/2023**	**6/30/2023**	**7/31/2023**	**8/31/2023**	**9/30/2023**	**10/31/2023**	**11/30/2023**	**12/31/2023**	**1/31/2024**	**2/29/2024**	**3/31/2024**
3500	T610001803	369.0	$ -	$ -	$ -	$ -	$ -	$ -	$ -	$ -	$ -	$ -	$ -	$ -	$ -
3501	T610001803	376.1	$ -	$ -	$ -	$ -	$ -	$ -	$ -	$ -	$ -	$ -	$ -	$ -	$ -
3502	T610001803	376.2	$ -	$ -	$ -	$ -	$ -	$ -	$ -	$ -	$ -	$ -	$ -	$ -	$ -
3503	610001804	376.4	$ -	$ -	$ -	$ -	$ -	$ -	$ -	$ -	$ -	$ -	$ -	$ -	$ -
3504	610001804	380.0	$ -	$ -	$ -	$ -	$ -	$ -	$ -	$ -	$ -	$ -	$ -	$ -	$ -
3505	610001804	376.1	$ -	$ -	$ -	$ -	$ -	$ -	$ -	$ -	$ -	$ -	$ -	$ -	$ -
3506	610001804	376.2	$ -	$ -	$ -	$ -	$ -	$ -	$ -	$ -	$ -	$ -	$ -	$ -	$ -
3507	621001805	376.4	$ -	$ -	$ -	$ -	$ -	$ -	$ -	$ -	$ -	$ -	$ -	$ -	$ -
3508	621001805	380.0	$ -	$ -	$ -	$ -	$ -	$ -	$ -	$ -	$ -	$ -	$ -	$ -	$ -
3509	621001805	376.1	$ -	$ -	$ -	$ -	$ -	$ -	$ -	$ -	$ -	$ -	$ -	$ -	$ -
3510	621001805	376.2	$ -	$ -	$ -	$ -	$ -	$ -	$ -	$ -	$ -	$ -	$ -	$ -	$ -
3511	610001806	376.4	$ -	$ -	$ -	$ -	$ -	$ -	$ -	$ -	$ -	$ -	$ -	$ -	$ -
3512	610001806	380.0	$ -	$ -	$ -	$ -	$ -	$ -	$ -	$ -	$ -	$ -	$ -	$ -	$ -
3513	610001806	376.1	$ -	$ -	$ -	$ -	$ -	$ -	$ -	$ -	$ -	$ -	$ -	$ -	$ -
3514	610001806	376.2	$ -	$ -	$ -	$ -	$ -	$ -	$ -	$ -	$ -	$ -	$ -	$ -	$ -
3515	610001807	376.4	$ -	$ -	$ -	$ -	$ -	$ -	$ -	$ -	$ -	$ -	$ -	$ -	$ -
3516	610001807	380.0	$ -	$ -	$ -	$ -	$ -	$ -	$ -	$ -	$ -	$ -	$ -	$ -	$ -
3517	610001807	376.1	$ -	$ -	$ -	$ -	$ -	$ -	$ -	$ -	$ -	$ -	$ -	$ -	$ -
3518	610001807	376.2	$ -	$ -	$ -	$ -	$ -	$ -	$ -	$ -	$ -	$ -	$ -	$ -	$ -
3519	610001808	376.4	$ -	$ -	$ -	$ -	$ -	$ -	$ -	$ -	$ -	$ -	$ -	$ -	$ -
3520	610001808	380.0	$ -	$ -	$ -	$ -	$ -	$ -	$ -	$ -	$ -	$ -	$ -	$ -	$ -
3521	610001808	368.0	$ -	$ -	$ -	$ -	$ -	$ -	$ -	$ -	$ -	$ -	$ -	$ -	$ -
3522	610001808	369.0	$ -	$ -	$ -	$ -	$ -	$ -	$ -	$ -	$ -	$ -	$ -	$ -	$ -
3523	T621001809	367.1	$ -	$ -	$ -	$ -	$ -	$ -	$ -	$ -	$ -	$ -	$ -	$ -	$ -
3524	T621001809	368.0	$ -	$ -	$ -	$ -	$ -	$ -	$ -	$ -	$ -	$ -	$ -	$ -	$ -
3525	T680001810	369.0	$ -	$ -	$ -	$ -	$ -	$ -	$ -	$ -	$ -	$ -	$ -	$ -	$ -
3526	T680001810	376.1	$ -	$ -	$ -	$ -	$ -	$ -	$ -	$ -	$ -	$ -	$ -	$ -	$ -
3527	T680001810	376.2	$ -	$ -	$ -	$ -	$ -	$ -	$ -	$ -	$ -	$ -	$ -	$ -	$ -
3528	621001811	376.4	$ -	$ -	$ -	$ -	$ -	$ -	$ -	$ -	$ -	$ -	$ -	$ -	$ -
3529	621001811	380.0	$ -	$ -	$ -	$ -	$ -	$ -	$ -	$ -	$ -	$ -	$ -	$ -	$ -
3530	621001811	376.1	$ -	$ -	$ -	$ -	$ -	$ -	$ -	$ -	$ -	$ -	$ -	$ -	$ -
3531	621001811	376.2	$ -	$ -	$ -	$ -	$ -	$ -	$ -	$ -	$ -	$ -	$ -	$ -	$ -
3532	610001812	376.4	$ -	$ -	$ -	$ -	$ -	$ -	$ -	$ -	$ -	$ -	$ -	$ -	$ -
3533	610001812	380.0	$ -	$ -	$ -	$ -	$ -	$ -	$ -	$ -	$ -	$ -	$ -	$ -	$ -
3534	610001812	376.1	$ -	$ -	$ -	$ -	$ -	$ -	$ -	$ -	$ -	$ -	$ -	$ -	$ -
3535	610001812	376.2	$ -	$ -	$ -	$ -	$ -	$ -	$ -	$ -	$ -	$ -	$ -	$ -	$ -
3536	610001813	376.4	$ -	$ -	$ -	$ -	$ -	$ -	$ -	$ -	$ -	$ -	$ -	$ -	$ -
3537	610001813	380.0	$ -	$ -	$ -	$ -	$ -	$ -	$ -	$ -	$ -	$ -	$ -	$ -	$ -
3538	610001813	367.1	$ -	$ -	$ -	$ -	$ -	$ -	$ -	$ -	$ -	$ -	$ -	$ -	$ -
3539	610001813	368.0	$ -	$ -	$ -	$ -	$ -	$ -	$ -	$ -	$ -	$ -	$ -	$ -	$ -
3540	T624001814	369.0	$ -	$ -	$ -	$ -	$ -	$ -	$ -	$ -	$ -	$ -	$ -	$ -	$ -
3541	T624001814	303.3	$ -	$ -	$ -	$ -	$ -	$ -	$ -	$ -	$ -	$ -	$ -	$ -	$ -
3542	T624001814	367.1	$ -	$ -	$ -	$ -	$ -	$ -	$ -	$ -	$ -	$ -	$ -	$ -	$ -
3543	601001815	368.0	$ -	$ -	$ -	$ -	$ -	$ -	$ -	$ -	$ -	$ -	$ -	$ -	$ -
3544	T601001816	369.0	$ -	$ -	$ -	$ -	$ -	$ -	$ -	$ -	$ -	$ -	$ -	$ -	$ -
3545	T601001816	367.1	$ -	$ -	$ -	$ -	$ -	$ -	$ -	$ -	$ -	$ -	$ -	$ -	$ -

Sponsored by NMGC Witness Erik C. Buchanan

WP Plant 6 Accum Res Balances

NEW MEXICO GAS COMPANY, INC.

Accumulated Reserve Account
Base Period - 12 Months Ending March 31, 2023
Future Test Year - 12 Months Ending September 30, 2025

	A	B	P	Q	R	S	T	U	V	W	X	Y	Z	AA	AB
1															
2			Balance	Balance	Balance	Balance	Balance	Balance	Balance	Balance	Balance	Balance	Balance	Balance	Balance
3	Investment Number / Beginning Balance	FERC Account	4/30/2024	5/31/2024	6/30/2024	7/31/2024	8/31/2024	9/30/2024	10/31/2024	11/30/2024	12/31/2024	1/31/2025	2/28/2025	3/31/2025	4/30/2025
3500	T610001803	369.0	$ -	$ -	$ -	$ -	$ -	$ -	$ -	$ -	$ -	$ -	$ -	$ -	$ -
3501	T610001803	376.1	$ -	$ -	$ -	$ 95	$ 191	$ 286	$ 479	$ 673	$ 866	$ 1,152	$ 1,438	$ 1,724	$ 2,010
3502	T610001803	376.2	$ -	$ -	$ -	$ 642	$ 1,284	$ 1,926	$ 3,228	$ 4,529	$ 5,831	$ 7,757	$ 9,683	$ 11,609	$ 13,535
3503	610001804	376.4	$ -	$ -	$ -	$ 81	$ 163	$ 244	$ 409	$ 574	$ 740	$ 984	$ 1,228	$ 1,472	$ 1,717
3504	610001804	380.0	$ -	$ -	$ -	$ 131	$ 262	$ 393	$ 658	$ 924	$ 1,189	$ 1,582	$ 1,975	$ 2,368	$ 2,761
3505	610001804	376.1	$ -	$ -	$ -	$ -	$ -	$ -	$ -	$ -	$ -	$ -	$ -	$ -	$ -
3506	610001804	376.2	$ -	$ -	$ -	$ -	$ -	$ -	$ -	$ -	$ -	$ -	$ -	$ -	$ -
3507	621001805	376.4	$ -	$ -	$ -	$ -	$ -	$ -	$ -	$ -	$ -	$ -	$ -	$ -	$ -
3508	621001805	380.0	$ -	$ -	$ -	$ -	$ -	$ -	$ -	$ -	$ -	$ -	$ -	$ -	$ -
3509	621001805	376.1	$ -	$ -	$ -	$ -	$ -	$ -	$ -	$ -	$ -	$ -	$ -	$ -	$ -
3510	621001805	376.2	$ -	$ -	$ -	$ -	$ -	$ -	$ -	$ -	$ -	$ -	$ -	$ -	$ -
3511	610001806	376.4	$ -	$ -	$ -	$ -	$ -	$ -	$ -	$ -	$ -	$ -	$ -	$ -	$ -
3512	610001806	380.0	$ -	$ -	$ -	$ -	$ -	$ -	$ -	$ -	$ -	$ -	$ -	$ -	$ -
3513	610001806	376.1	$ -	$ -	$ -	$ -	$ -	$ -	$ -	$ -	$ -	$ -	$ -	$ -	$ -
3514	610001806	376.2	$ -	$ -	$ -	$ -	$ -	$ -	$ -	$ -	$ -	$ -	$ -	$ -	$ -
3515	610001807	376.4	$ -	$ -	$ -	$ -	$ -	$ -	$ -	$ -	$ -	$ -	$ -	$ -	$ -
3516	610001807	380.0	$ -	$ -	$ -	$ -	$ -	$ -	$ -	$ -	$ -	$ -	$ -	$ -	$ -
3517	610001807	376.1	$ -	$ -	$ -	$ -	$ -	$ -	$ -	$ -	$ -	$ -	$ -	$ -	$ -
3518	610001807	376.2	$ -	$ -	$ -	$ -	$ -	$ -	$ -	$ -	$ -	$ -	$ -	$ -	$ -
3519	610001808	376.4	$ -	$ -	$ -	$ -	$ -	$ -	$ -	$ -	$ -	$ -	$ -	$ -	$ -
3520	610001808	380.0	$ -	$ -	$ -	$ -	$ -	$ -	$ -	$ -	$ -	$ -	$ -	$ -	$ -
3521	610001808	368.0	$ -	$ -	$ -	$ -	$ -	$ -	$ -	$ -	$ -	$ -	$ -	$ -	$ -
3522	610001808	369.0	$ -	$ -	$ -	$ -	$ -	$ -	$ -	$ -	$ -	$ -	$ -	$ -	$ -
3523	T621001809	367.1	$ -	$ -	$ -	$ -	$ -	$ -	$ -	$ -	$ -	$ -	$ -	$ -	$ -
3524	T621001809	368.0	$ -	$ -	$ -	$ -	$ -	$ -	$ -	$ -	$ -	$ -	$ -	$ -	$ -
3525	T680001810	369.0	$ -	$ -	$ -	$ -	$ -	$ -	$ -	$ -	$ -	$ -	$ -	$ -	$ -
3526	T680001810	376.1	$ -	$ -	$ -	$ -	$ -	$ -	$ -	$ -	$ -	$ -	$ -	$ -	$ -
3527	T680001810	376.2	$ -	$ -	$ -	$ -	$ -	$ -	$ -	$ -	$ -	$ -	$ -	$ -	$ -
3528	621001811	376.4	$ -	$ -	$ -	$ -	$ -	$ -	$ -	$ -	$ -	$ -	$ -	$ -	$ -
3529	621001811	380.0	$ -	$ -	$ -	$ -	$ -	$ -	$ -	$ -	$ -	$ -	$ -	$ -	$ -
3530	621001811	376.1	$ -	$ -	$ -	$ -	$ -	$ -	$ -	$ -	$ -	$ -	$ -	$ -	$ -
3531	621001811	376.2	$ -	$ -	$ -	$ -	$ -	$ -	$ -	$ -	$ -	$ -	$ -	$ -	$ -
3532	610001812	376.4	$ -	$ -	$ -	$ -	$ -	$ -	$ -	$ -	$ -	$ -	$ -	$ -	$ -
3533	610001812	380.0	$ -	$ -	$ -	$ -	$ -	$ -	$ -	$ -	$ -	$ -	$ -	$ -	$ -
3534	610001812	376.1	$ -	$ 21	$ 42	$ 64	$ 85	$ 106	$ 127	$ 149	$ 170	$ 191	$ 212	$ 234	$ 255
3535	610001812	376.2	$ -	$ 143	$ 286	$ 429	$ 572	$ 715	$ 858	$ 1,001	$ 1,144	$ 1,287	$ 1,430	$ 1,574	$ 1,717
3536	610001813	376.4	$ -	$ 18	$ 36	$ 54	$ 73	$ 91	$ 109	$ 127	$ 145	$ 163	$ 181	$ 200	$ 218
3537	610001813	380.0	$ -	$ 29	$ 58	$ 88	$ 117	$ 146	$ 175	$ 204	$ 233	$ 263	$ 292	$ 321	$ 350
3538	610001813	367.1	$ -	$ -	$ -	$ -	$ -	$ -	$ -	$ -	$ -	$ -	$ -	$ -	$ -
3539	610001813	368.0	$ -	$ -	$ -	$ -	$ -	$ -	$ -	$ -	$ -	$ -	$ -	$ -	$ -
3540	T624001814	369.0	$ -	$ -	$ -	$ -	$ -	$ -	$ -	$ -	$ -	$ -	$ -	$ -	$ -
3541	T624001814	303.3	$ -	$ -	$ -	$ -	$ -	$ -	$ -	$ -	$ -	$ -	$ -	$ -	$ -
3542	T624001814	367.1	$ -	$ -	$ -	$ -	$ -	$ -	$ -	$ -	$ -	$ -	$ -	$ -	$ -
3543	601001815	368.0	$ -	$ -	$ -	$ -	$ -	$ -	$ -	$ -	$ -	$ -	$ -	$ -	$ -
3544	T601001816	369.0	$ -	$ -	$ -	$ -	$ -	$ -	$ -	$ -	$ -	$ -	$ -	$ -	$ -
3545	T601001816	367.1	$ -	$ -	$ -	$ -	$ -	$ -	$ -	$ -	$ -	$ -	$ -	$ -	$ -

Sponsored by NMGC Witness Erik C. Buchanan

WP Plant 6 Accum Res Balances

NEW MEXICO GAS COMPANY, INC.

Accumulated Reserve Account
Base Period - 12 Months Ending March 31, 2023
Future Test Year - 12 Months Ending September 30, 2025

	A	B	AC	AD	AE	AF	AG
1							
2			Balance	Balance	Balance	Balance	Balance
3	Investment Number / Beginning Balance	FERC Account	**5/31/2025**	**6/30/2025**	**7/31/2025**	**8/31/2025**	**9/30/2025**
3500	T610001803	369.0	$ -	$ -	$ -	$ -	$ -
3501	T610001803	376.1	$ 2,297	$ 2,583	$ 2,869	$ 3,155	$ 3,441
3502	T610001803	376.2	$ 15,461	$ 17,387	$ 19,312	$ 21,238	$ 23,164
3503	610001804	376.4	$ 1,961	$ 2,205	$ 2,449	$ 2,694	$ 2,938
3504	610001804	380.0	$ 3,154	$ 3,546	$ 3,939	$ 4,332	$ 4,725
3505	610001804	376.1	$ -	$ -	$ -	$ -	$ -
3506	610001804	376.2	$ -	$ -	$ -	$ -	$ -
3507	621001805	376.4	$ -	$ -	$ -	$ -	$ -
3508	621001805	380.0	$ -	$ -	$ -	$ -	$ -
3509	621001805	376.1	$ -	$ -	$ 64	$ 129	$ 193
3510	621001805	376.2	$ -	$ -	$ 433	$ 865	$ 1,298
3511	610001806	376.4	$ -	$ -	$ 55	$ 110	$ 165
3512	610001806	380.0	$ -	$ -	$ 88	$ 176	$ 265
3513	610001806	376.1	$ -	$ -	$ -	$ -	$ -
3514	610001806	376.2	$ -	$ -	$ -	$ -	$ -
3515	610001807	376.4	$ -	$ -	$ -	$ -	$ -
3516	610001807	380.0	$ -	$ -	$ -	$ -	$ -
3517	610001807	376.1	$ -	$ -	$ -	$ -	$ -
3518	610001807	376.2	$ -	$ -	$ -	$ -	$ -
3519	610001808	376.4	$ -	$ -	$ -	$ -	$ -
3520	610001808	380.0	$ -	$ -	$ -	$ -	$ -
3521	610001808	368.0	$ -	$ -	$ -	$ -	$ -
3522	610001808	369.0	$ -	$ -	$ -	$ -	$ -
3523	T621001809	367.1	$ -	$ -	$ -	$ -	$ -
3524	T621001809	368.0	$ -	$ -	$ -	$ -	$ -
3525	T680001810	369.0	$ -	$ -	$ -	$ -	$ -
3526	T680001810	376.1	$ -	$ -	$ -	$ -	$ -
3527	T680001810	376.2	$ -	$ -	$ -	$ -	$ -
3528	621001811	376.4	$ -	$ -	$ -	$ -	$ -
3529	621001811	380.0	$ -	$ -	$ -	$ -	$ -
3530	621001811	376.1	$ -	$ -	$ -	$ -	$ -
3531	621001811	376.2	$ -	$ -	$ -	$ -	$ -
3532	610001812	376.4	$ -	$ -	$ -	$ -	$ -
3533	610001812	380.0	$ -	$ -	$ -	$ -	$ -
3534	610001812	376.1	$ 276	$ 297	$ 319	$ 340	$ 361
3535	610001812	376.2	$ 1,860	$ 2,003	$ 2,146	$ 2,289	$ 2,432
3536	610001813	376.4	$ 236	$ 254	$ 272	$ 290	$ 308
3537	610001813	380.0	$ 379	$ 408	$ 438	$ 467	$ 496
3538	610001813	367.1	$ -	$ -	$ -	$ -	$ -
3539	610001813	368.0	$ -	$ -	$ -	$ -	$ -
3540	T624001814	369.0	$ -	$ -	$ -	$ -	$ -
3541	T624001814	303.3	$ -	$ -	$ -	$ -	$ -
3542	T624001814	367.1	$ -	$ -	$ -	$ -	$ -
3543	601001815	368.0	$ -	$ -	$ -	$ -	$ -
3544	T601001816	369.0	$ -	$ -	$ -	$ -	$ -
3545	T601001816	367.1	$ -	$ -	$ -	$ -	$ -

Sponsored by NMGC Witness Erik C. Buchanan

NEW MEXICO GAS COMPANY, INC.

Accumulated Reserve Account
Base Period - 12 Months Ending March 31, 2023
Future Test Year - 12 Months Ending September 30, 2025

	A	B	C	D	E	F	G	H	I	J	K	L	M	N	O
1			Adjusted Base Period												
2			Balance	Balance	Balance	Balance	Balance	Balance	Balance	Balance	Balance	Balance	Balance	Balance	Balance
3	Investment Number / Beginning Balance	FERC Account	**3/31/2023**	**4/30/2023**	**5/31/2023**	**6/30/2023**	**7/31/2023**	**8/31/2023**	**9/30/2023**	**10/31/2023**	**11/30/2023**	**12/31/2023**	**1/31/2024**	**2/29/2024**	**3/31/2024**
3546	T601001816	368.0	$ -	$ -	$ -	$ -	$ -	$ -	$ -	$ -	$ -	$ -	$ -	$ -	$ -
3547	T660001817	369.0	$ -	$ -	$ -	$ -	$ -	$ -	$ -	$ -	$ -	$ -	$ -	$ -	$ -
3548	T660001817	367.1	$ -	$ -	$ -	$ -	$ -	$ -	$ -	$ -	$ -	$ -	$ -	$ -	$ -
3549	T660001817	368.0	$ -	$ -	$ -	$ -	$ -	$ -	$ -	$ -	$ -	$ -	$ -	$ -	$ -
3550	T601001818	369.0	$ -	$ -	$ -	$ -	$ -	$ -	$ -	$ -	$ -	$ -	$ -	$ -	$ -
3551	T601001818	369.0	$ -	$ -	$ -	$ -	$ -	$ -	$ -	$ -	$ -	$ -	$ -	$ -	$ -
3552	T601001818	367.1	$ -	$ -	$ -	$ -	$ -	$ -	$ -	$ -	$ -	$ -	$ -	$ -	$ -
3553	T624001819	368.0	$ -	$ -	$ -	$ -	$ -	$ -	$ -	$ -	$ -	$ -	$ -	$ -	$ -
3554	T601001820	369.0	$ -	$ -	$ -	$ -	$ -	$ -	$ -	$ -	$ -	$ -	$ -	$ -	$ -
3555	T601001820	394.0	$ -	$ -	$ -	$ -	$ 1,995	$ 3,991	$ 5,987	$ 7,983	$ 9,980	$ 11,976	$ 13,972	$ 15,969	$ 17,965
3556	T601001820	369.0	$ -	$ -	$ -	$ -	$ -	$ -	$ -	$ 173	$ 346	$ 519	$ 692	$ 865	$ 1,038
3557	T601001821	390.0	$ -	$ -	$ -	$ -	$ -	$ -	$ -	$ -	$ -	$ -	$ -	$ -	$ -
3558	T624001822	367.1	$ -	$ -	$ -	$ -	$ -	$ -	$ -	$ -	$ -	$ -	$ -	$ -	$ -
3559	601001823	368.0	$ -	$ -	$ -	$ -	$ -	$ -	$ -	$ -	$ -	$ -	$ -	$ -	$ -
3560	T601001824	369.0	$ -	$ -	$ -	$ -	$ -	$ -	$ -	$ -	$ -	$ -	$ -	$ -	$ -
3561	T601001824	367.1	$ -	$ -	$ -	$ -	$ -	$ -	$ -	$ -	$ -	$ -	$ -	$ -	$ -
3562	T601001824	367.1	$ -	$ -	$ -	$ -	$ -	$ -	$ -	$ -	$ -	$ -	$ -	$ -	$ -
3563	T610001825	368.0	$ -	$ -	$ -	$ -	$ -	$ -	$ -	$ -	$ -	$ -	$ -	$ -	$ -
3564	T680001826	369.0	$ -	$ -	$ -	$ -	$ -	$ -	$ -	$ -	$ -	$ -	$ -	$ -	$ -
3565	T680001826	367.1	$ -	$ -	$ -	$ -	$ -	$ -	$ -	$ -	$ -	$ -	$ -	$ -	$ -
3566	T680001826	368.0	$ -	$ -	$ -	$ -	$ -	$ -	$ -	$ -	$ -	$ -	$ -	$ -	$ -
3567	T680001827	369.0	$ -	$ -	$ -	$ -	$ -	$ -	$ -	$ -	$ -	$ -	$ -	$ -	$ -
3568	T680001827	376.1	$ -	$ -	$ -	$ -	$ -	$ -	$ -	$ -	$ -	$ -	$ -	$ -	$ -
3569	T680001827	376.2	$ -	$ -	$ -	$ -	$ -	$ -	$ -	$ -	$ -	$ -	$ -	$ -	$ -
3570	610001828	376.4	$ -	$ -	$ -	$ -	$ -	$ -	$ -	$ -	$ -	$ -	$ -	$ -	$ -
3571	610001828	380.0	$ -	$ -	$ -	$ -	$ -	$ -	$ -	$ -	$ -	$ -	$ -	$ -	$ -
3572	610001828	367.1	$ -	$ -	$ -	$ -	$ -	$ -	$ -	$ -	$ -	$ -	$ -	$ -	$ -
3573	610001828	368.0	$ -	$ -	$ -	$ -	$ -	$ -	$ -	$ -	$ -	$ -	$ -	$ -	$ -
3574	T680001829	369.0	$ -	$ -	$ -	$ -	$ -	$ -	$ -	$ -	$ -	$ -	$ -	$ -	$ -
3575	T680001829	367.1	$ -	$ -	$ -	$ -	$ -	$ -	$ -	$ -	$ -	$ -	$ -	$ -	$ -
3576	T680001829	368.0	$ -	$ -	$ -	$ -	$ -	$ -	$ -	$ -	$ -	$ -	$ -	$ -	$ -
3577	T680001830	369.0	$ -	$ -	$ -	$ -	$ -	$ -	$ -	$ -	$ -	$ -	$ -	$ -	$ -
3578	T680001830	367.1	$ -	$ -	$ -	$ -	$ -	$ -	$ -	$ -	$ -	$ -	$ -	$ -	$ -
3579	T680001830	368.0	$ -	$ -	$ -	$ -	$ -	$ -	$ -	$ -	$ -	$ -	$ -	$ -	$ -
3580	T680001831	369.0	$ -	$ -	$ -	$ -	$ -	$ -	$ -	$ -	$ -	$ -	$ -	$ -	$ -
3581	T680001831	376.1	$ -	$ -	$ -	$ -	$ -	$ -	$ -	$ -	$ -	$ -	$ -	$ -	$ -
3582	T680001831	376.2	$ -	$ -	$ -	$ -	$ -	$ -	$ -	$ -	$ -	$ -	$ -	$ -	$ -
3583	610001832	376.4	$ -	$ -	$ -	$ -	$ -	$ -	$ -	$ -	$ -	$ -	$ -	$ -	$ -
3584	610001832	380.0	$ -	$ -	$ -	$ -	$ -	$ -	$ -	$ -	$ -	$ -	$ -	$ -	$ -
3585	610001832	378.0	$ -	$ -	$ -	$ -	$ -	$ -	$ -	$ -	$ -	$ -	$ -	$ -	$ -
3586	610001832	385.0	$ -	$ -	$ -	$ -	$ -	$ -	$ -	$ -	$ -	$ -	$ -	$ -	$ -
3587	610001833	367.1	$ -	$ -	$ -	$ -	$ -	$ -	$ -	$ -	$ -	$ -	$ -	$ -	$ -
3588	610001833	368.0	$ -	$ -	$ -	$ -	$ -	$ -	$ -	$ -	$ -	$ -	$ -	$ -	$ -
3589	T660001834	369.0	$ -	$ -	$ -	$ -	$ -	$ -	$ -	$ -	$ -	$ -	$ -	$ -	$ -
3590	T660001834	376.1	$ -	$ -	$ -	$ -	$ -	$ -	$ 20	$ 40	$ 59	$ 79	$ 99	$ 119	$ 138
3591	T660001834	376.2	$ -	$ -	$ -	$ -	$ -	$ -	$ 133	$ 266	$ 399	$ 532	$ 665	$ 798	$ 931

Sponsored by NMGC Witness Erik C. Buchanan

WP Plant 6 Accum Res Balances

NEW MEXICO GAS COMPANY, INC.

Accumulated Reserve Account
Base Period - 12 Months Ending March 31, 2023
Future Test Year - 12 Months Ending September 30, 2025

	A	B	P	Q	R	S	T	U	V	W	X	Y	Z	AA	AB
1															
2			Balance	Balance	Balance	Balance	Balance	Balance	Balance	Balance	Balance	Balance	Balance	Balance	Balance
3	Investment Number / Beginning Balance	FERC Account	4/30/2024	5/31/2024	6/30/2024	7/31/2024	8/31/2024	9/30/2024	10/31/2024	11/30/2024	12/31/2024	1/31/2025	2/28/2025	3/31/2025	4/30/2025
3546	T601001816	368.0	$ -	$ -	$ -	$ -	$ -	$ -	$ -	$ -	$ -	$ -	$ -	$ -	$ -
3547	T660001817	369.0	$ -	$ -	$ -	$ -	$ -	$ -	$ -	$ -	$ -	$ -	$ -	$ -	$ -
3548	T660001817	367.1	$ -	$ -	$ -	$ -	$ -	$ -	$ 85	$ 170	$ 255	$ 344	$ 434	$ 523	$ 613
3549	T660001817	368.0	$ -	$ -	$ -	$ -	$ -	$ -	$ 124	$ 249	$ 373	$ 505	$ 636	$ 767	$ 898
3550	T601001818	369.0	$ -	$ -	$ -	$ -	$ -	$ -	$ 111	$ 221	$ 332	$ 449	$ 566	$ 683	$ 799
3551	T601001818	369.0	$ -	$ -	$ -	$ -	$ -	$ -	$ -	$ -	$ -	$ -	$ -	$ -	$ -
3552	T601001818	367.1	$ -	$ -	$ -	$ -	$ -	$ -	$ -	$ -	$ -	$ -	$ -	$ -	$ -
3553	T624001819	368.0	$ -	$ -	$ -	$ -	$ -	$ -	$ -	$ -	$ -	$ -	$ -	$ -	$ -
3554	T601001820	369.0	$ -	$ -	$ -	$ -	$ -	$ -	$ -	$ -	$ -	$ -	$ -	$ -	$ -
3555	T601001820	394.0	$ 19,961	$ 21,958	$ 23,954	$ 25,950	$ 27,947	$ 29,943	$ 31,939	$ 33,936	$ 35,932	$ 37,928	$ 39,925	$ 41,921	$ 43,917
3556	T601001820	369.0	$ 1,211	$ 1,384	$ 1,557	$ 1,730	$ 1,903	$ 2,076	$ 2,249	$ 2,422	$ 2,595	$ 2,768	$ 2,941	$ 3,114	$ 3,287
3557	T601001821	390.0	$ -	$ -	$ -	$ -	$ 2,889	$ 5,777	$ 8,666	$ 11,555	$ 14,444	$ 17,332	$ 20,221	$ 23,110	$ 25,999
3558	T624001822	367.1	$ -	$ -	$ -	$ -	$ -	$ -	$ -	$ -	$ -	$ -	$ -	$ -	$ -
3559	601001823	368.0	$ -	$ -	$ -	$ -	$ -	$ -	$ -	$ -	$ -	$ -	$ -	$ -	$ -
3560	T601001824	369.0	$ -	$ -	$ -	$ -	$ -	$ -	$ -	$ -	$ -	$ -	$ -	$ -	$ -
3561	T601001824	367.1	$ -	$ -	$ -	$ 3,339	$ 6,678	$ 10,017	$ 13,355	$ 16,694	$ 20,033	$ 23,372	$ 26,711	$ 30,050	$ 33,389
3562	T601001824	367.1	$ -	$ -	$ -	$ -	$ -	$ -	$ -	$ -	$ -	$ -	$ -	$ -	$ -
3563	T610001825	368.0	$ -	$ -	$ -	$ -	$ -	$ -	$ -	$ -	$ -	$ -	$ -	$ -	$ -
3564	T680001826	369.0	$ -	$ -	$ -	$ -	$ -	$ -	$ -	$ -	$ -	$ -	$ -	$ -	$ -
3565	T680001826	367.1	$ -	$ -	$ -	$ -	$ -	$ -	$ -	$ -	$ -	$ -	$ -	$ -	$ -
3566	T680001826	368.0	$ -	$ -	$ -	$ -	$ -	$ -	$ -	$ -	$ -	$ -	$ -	$ -	$ -
3567	T680001827	369.0	$ -	$ -	$ -	$ -	$ -	$ -	$ -	$ -	$ -	$ -	$ -	$ -	$ -
3568	T680001827	376.1	$ -	$ -	$ -	$ -	$ -	$ -	$ -	$ -	$ -	$ -	$ -	$ -	$ -
3569	T680001827	376.2	$ -	$ -	$ -	$ -	$ -	$ -	$ -	$ -	$ -	$ -	$ -	$ -	$ -
3570	610001828	376.4	$ -	$ -	$ -	$ -	$ -	$ -	$ -	$ -	$ -	$ -	$ -	$ -	$ -
3571	610001828	380.0	$ -	$ -	$ -	$ -	$ -	$ -	$ -	$ -	$ -	$ -	$ -	$ -	$ -
3572	610001828	367.1	$ -	$ -	$ -	$ -	$ -	$ -	$ -	$ -	$ -	$ -	$ -	$ -	$ -
3573	610001828	368.0	$ -	$ -	$ -	$ -	$ -	$ -	$ -	$ -	$ -	$ -	$ -	$ -	$ -
3574	T680001829	369.0	$ -	$ -	$ -	$ -	$ -	$ -	$ -	$ -	$ -	$ -	$ -	$ -	$ -
3575	T680001829	367.1	$ -	$ -	$ -	$ -	$ -	$ -	$ -	$ -	$ -	$ -	$ -	$ -	$ -
3576	T680001829	368.0	$ -	$ -	$ -	$ -	$ -	$ -	$ -	$ -	$ -	$ -	$ -	$ -	$ -
3577	T680001830	369.0	$ -	$ -	$ -	$ -	$ -	$ -	$ -	$ -	$ -	$ -	$ -	$ -	$ -
3578	T680001830	367.1	$ -	$ -	$ -	$ -	$ -	$ -	$ -	$ -	$ -	$ -	$ -	$ -	$ -
3579	T680001830	368.0	$ -	$ -	$ -	$ -	$ -	$ -	$ -	$ -	$ -	$ -	$ -	$ -	$ -
3580	T680001831	369.0	$ -	$ -	$ -	$ -	$ -	$ -	$ -	$ -	$ -	$ -	$ -	$ -	$ -
3581	T680001831	376.1	$ -	$ -	$ -	$ -	$ -	$ -	$ -	$ -	$ -	$ -	$ -	$ -	$ -
3582	T680001831	376.2	$ -	$ -	$ -	$ -	$ -	$ -	$ -	$ -	$ -	$ -	$ -	$ -	$ -
3583	610001832	376.4	$ -	$ -	$ -	$ -	$ -	$ -	$ -	$ -	$ -	$ -	$ -	$ -	$ -
3584	610001832	380.0	$ -	$ -	$ -	$ -	$ -	$ -	$ -	$ -	$ -	$ -	$ -	$ -	$ -
3585	610001832	378.0	$ -	$ -	$ -	$ -	$ -	$ -	$ -	$ -	$ -	$ -	$ -	$ -	$ -
3586	610001832	385.0	$ -	$ -	$ -	$ -	$ -	$ -	$ -	$ -	$ -	$ -	$ -	$ -	$ -
3587	610001833	367.1	$ -	$ -	$ -	$ -	$ -	$ -	$ -	$ -	$ -	$ -	$ -	$ -	$ -
3588	610001833	368.0	$ -	$ -	$ -	$ -	$ -	$ -	$ -	$ -	$ -	$ -	$ -	$ -	$ -
3589	T660001834	369.0	$ -	$ -	$ -	$ -	$ -	$ -	$ -	$ -	$ -	$ -	$ -	$ -	$ -
3590	T660001834	376.1	$ 158	$ 178	$ 198	$ 217	$ 237	$ 257	$ 277	$ 296	$ 316	$ 336	$ 356	$ 375	$ 395
3591	T660001834	376.2	$ 1,064	$ 1,197	$ 1,330	$ 1,463	$ 1,596	$ 1,729	$ 1,862	$ 1,995	$ 2,128	$ 2,261	$ 2,395	$ 2,528	$ 2,661

NEW MEXICO GAS COMPANY, INC.

Accumulated Reserve Account
Base Period - 12 Months Ending March 31, 2023
Future Test Year - 12 Months Ending September 30, 2025

	A	B	AC	AD	AE	AF	AG
1							
2			Balance	Balance	Balance	Balance	Balance
3	Investment Number / Beginning Balance	FERC Account	**5/31/2025**	**6/30/2025**	**7/31/2025**	**8/31/2025**	**9/30/2025**
3546	T601001816	368.0	$ -	$ -	$ -	$ -	$ -
3547	T660001817	369.0	$ -	$ -	$ -	$ -	$ -
3548	T660001817	367.1	$ 703	$ 792	$ 882	$ 971	$ 1,061
3549	T660001817	368.0	$ 1,030	$ 1,161	$ 1,292	$ 1,424	$ 1,555
3550	T601001818	369.0	$ 916	$ 1,033	$ 1,150	$ 1,267	$ 1,384
3551	T601001818	369.0	$ -	$ -	$ -	$ -	$ -
3552	T601001818	367.1	$ -	$ -	$ -	$ -	$ -
3553	T624001819	368.0	$ -	$ -	$ -	$ -	$ -
3554	T601001820	369.0	$ -	$ -	$ -	$ -	$ -
3555	T601001820	394.0	$ 45,914	$ 47,910	$ 49,906	$ 51,903	$ 53,899
3556	T601001820	369.0	$ 3,460	$ 3,633	$ 3,806	$ 3,979	$ 4,152
3557	T601001821	390.0	$ 28,887	$ 31,776	$ 34,665	$ 37,554	$ 40,442
3558	T624001822	367.1	$ -	$ -	$ -	$ -	$ -
3559	601001823	368.0	$ -	$ -	$ -	$ -	$ -
3560	T601001824	369.0	$ -	$ -	$ -	$ -	$ -
3561	T601001824	367.1	$ 36,728	$ 40,066	$ 43,405	$ 46,744	$ 50,083
3562	T601001824	367.1	$ -	$ -	$ -	$ -	$ -
3563	T610001825	368.0	$ -	$ -	$ -	$ -	$ -
3564	T680001826	369.0	$ -	$ -	$ -	$ -	$ -
3565	T680001826	367.1	$ -	$ -	$ -	$ -	$ -
3566	T680001826	368.0	$ -	$ -	$ -	$ -	$ -
3567	T680001827	369.0	$ -	$ -	$ -	$ -	$ -
3568	T680001827	376.1	$ -	$ -	$ -	$ -	$ -
3569	T680001827	376.2	$ -	$ -	$ -	$ -	$ -
3570	610001828	376.4	$ -	$ -	$ -	$ -	$ -
3571	610001828	380.0	$ -	$ -	$ -	$ -	$ -
3572	610001828	367.1	$ -	$ -	$ -	$ -	$ -
3573	610001828	368.0	$ -	$ -	$ -	$ -	$ -
3574	T680001829	369.0	$ -	$ -	$ -	$ -	$ -
3575	T680001829	367.1	$ -	$ -	$ -	$ -	$ -
3576	T680001829	368.0	$ -	$ -	$ -	$ -	$ -
3577	T680001830	369.0	$ -	$ -	$ -	$ -	$ -
3578	T680001830	367.1	$ -	$ -	$ -	$ -	$ -
3579	T680001830	368.0	$ -	$ -	$ -	$ -	$ -
3580	T680001831	369.0	$ -	$ -	$ -	$ -	$ -
3581	T680001831	376.1	$ -	$ -	$ -	$ -	$ -
3582	T680001831	376.2	$ -	$ -	$ -	$ -	$ -
3583	610001832	376.4	$ -	$ -	$ -	$ -	$ -
3584	610001832	380.0	$ -	$ -	$ -	$ -	$ -
3585	610001832	378.0	$ -	$ -	$ -	$ -	$ -
3586	610001832	385.0	$ -	$ -	$ -	$ -	$ -
3587	610001833	367.1	$ -	$ -	$ -	$ -	$ -
3588	610001833	368.0	$ -	$ -	$ -	$ -	$ -
3589	T660001834	369.0	$ -	$ -	$ -	$ -	$ -
3590	T660001834	376.1	$ 415	$ 435	$ 454	$ 474	$ 494
3591	T660001834	376.2	$ 2,794	$ 2,927	$ 3,060	$ 3,193	$ 3,326

Sponsored by NMGC Witness Erik C. Buchanan

NEW MEXICO GAS COMPANY, INC.

Accumulated Reserve Account
Base Period - 12 Months Ending March 31, 2023
Future Test Year - 12 Months Ending September 30, 2025

	A	B	C	D	E	F	G	H	I	J	K	L	M	N	O
1			Adjusted Base Period												
2			Balance	Balance	Balance	Balance	Balance	Balance	Balance	Balance	Balance	Balance	Balance	Balance	Balance
3	Investment Number / Beginning Balance	FERC Account	**3/31/2023**	**4/30/2023**	**5/31/2023**	**6/30/2023**	**7/31/2023**	**8/31/2023**	**9/30/2023**	**10/31/2023**	**11/30/2023**	**12/31/2023**	**1/31/2024**	**2/29/2024**	**3/31/2024**
3592	610001835	376.4	$ -	$ -	$ -	$ -	$ -	$ -	$ 17	$ 34	$ 51	$ 67	$ 84	$ 101	$ 118
3593	610001835	380.0	$ -	$ -	$ -	$ -	$ -	$ -	$ 27	$ 54	$ 81	$ 109	$ 136	$ 163	$ 190
3594	610001835	367.1	$ -	$ -	$ -	$ -	$ -	$ -	$ -	$ -	$ -	$ -	$ -	$ -	$ -
3595	610001835	368.0	$ -	$ -	$ -	$ -	$ -	$ -	$ -	$ -	$ -	$ -	$ -	$ -	$ -
3596	T680001836	369.0	$ -	$ -	$ -	$ -	$ -	$ -	$ -	$ -	$ -	$ -	$ -	$ -	$ -
3597	T680001836	368.0	$ -	$ -	$ -	$ -	$ -	$ -	$ -	$ 28	$ 56	$ 84	$ 111	$ 139	$ 167
3598	T680001836	369.0	$ -	$ -	$ -	$ -	$ -	$ -	$ -	$ 115	$ 230	$ 346	$ 461	$ 576	$ 691
3599	T680001837	376.1	$ -	$ -	$ -	$ -	$ -	$ -	$ -	$ -	$ -	$ -	$ -	$ -	$ -
3600	T680001837	376.2	$ -	$ -	$ -	$ -	$ -	$ -	$ -	$ -	$ -	$ -	$ -	$ -	$ -
3601	621001838	376.4	$ -	$ -	$ -	$ -	$ -	$ -	$ -	$ -	$ -	$ -	$ -	$ -	$ -
3602	621001838	367.1	$ -	$ -	$ -	$ -	$ -	$ -	$ -	$ -	$ -	$ -	$ -	$ -	$ -
3603	621001838	368.0	$ -	$ -	$ -	$ -	$ -	$ -	$ -	$ -	$ -	$ -	$ -	$ -	$ -
3604	T660001839	369.0	$ -	$ -	$ -	$ -	$ -	$ -	$ -	$ -	$ -	$ -	$ -	$ -	$ -
3605	T660001839	376.1	$ -	$ -	$ -	$ -	$ -	$ -	$ -	$ -	$ -	$ -	$ -	$ -	$ -
3606	T660001839	376.2	$ -	$ -	$ -	$ -	$ -	$ -	$ -	$ -	$ -	$ -	$ -	$ -	$ -
3607	684001840	376.4	$ -	$ -	$ -	$ -	$ -	$ -	$ -	$ -	$ -	$ -	$ -	$ -	$ -
3608	684001840	380.0	$ -	$ -	$ -	$ -	$ -	$ -	$ -	$ -	$ -	$ -	$ -	$ -	$ -
3609	684001840	303.3	$ -	$ -	$ -	$ -	$ -	$ -	$ -	$ -	$ -	$ -	$ -	$ -	$ -
3610	684001840	303.3	$ -	$ -	$ -	$ -	$ -	$ -	$ -	$ -	$ -	$ -	$ -	$ -	$ -
3611	601001841	367.1	$ -	$ -	$ -	$ -	$ -	$ -	$ -	$ -	$ -	$ -	$ -	$ -	$ -
3612	601001842	368.0	$ -	$ -	$ -	$ -	$ -	$ -	$ -	$ -	$ -	$ -	$ -	$ -	$ -
3613	T680001843	369.0	$ -	$ -	$ -	$ -	$ -	$ -	$ -	$ -	$ -	$ -	$ -	$ -	$ -
3614	T680001843	369.0	$ -	$ -	$ -	$ -	$ -	$ -	$ -	$ -	$ -	$ -	$ -	$ -	$ -
3615	T680001843	368.0	$ -	$ -	$ -	$ -	$ -	$ -	$ -	$ -	$ -	$ -	$ -	$ -	$ -
3616	T601001844	369.0	$ -	$ -	$ -	$ -	$ -	$ -	$ -	$ -	$ -	$ -	$ -	$ -	$ -
3617	T610001845	368.0	$ -	$ -	$ -	$ -	$ -	$ -	$ -	$ -	$ -	$ -	$ -	$ -	$ -
3618	T610001845	369.0	$ -	$ -	$ -	$ -	$ -	$ -	$ -	$ -	$ -	$ -	$ -	$ -	$ -
3619	T610001846	367.1	$ -	$ -	$ -	$ -	$ -	$ -	$ -	$ -	$ -	$ -	$ -	$ -	$ -
3620	T610001846	368.0	$ -	$ -	$ -	$ -	$ -	$ -	$ -	$ -	$ -	$ -	$ -	$ -	$ -
3621	T621001847	369.0	$ -	$ -	$ -	$ -	$ -	$ -	$ -	$ -	$ -	$ -	$ -	$ -	$ -
3622	T621001847	303.3	$ -	$ -	$ -	$ -	$ -	$ -	$ -	$ -	$ -	$ -	$ -	$ -	$ -
3623	T621001847	369.0	$ -	$ -	$ -	$ -	$ -	$ -	$ -	$ -	$ -	$ -	$ -	$ -	$ -
3624	601001848	376.1	$ -	$ -	$ -	$ -	$ -	$ -	$ -	$ -	$ -	$ -	$ -	$ -	$ -
3625	T610001849	376.2	$ -	$ -	$ -	$ -	$ -	$ -	$ -	$ -	$ -	$ -	$ -	$ -	$ -
3626	610001850	376.4	$ -	$ -	$ -	$ -	$ -	$ -	$ -	$ -	$ -	$ -	$ -	$ -	$ -
3627	610001850	380.0	$ -	$ -	$ -	$ -	$ -	$ -	$ -	$ -	$ -	$ -	$ -	$ -	$ -
3628	610001850	391.2	$ -	$ -	$ -	$ -	$ -	$ -	$ -	$ -	$ -	$ -	$ -	$ -	$ -
3629	610001850	397.0	$ -	$ -	$ -	$ -	$ -	$ -	$ -	$ -	$ -	$ -	$ -	$ -	$ -
3630	601001851	398.0	$ -	$ -	$ -	$ -	$ -	$ -	$ -	$ -	$ -	$ -	$ -	$ -	$ -
3631	601001851	368.0	$ -	$ -	$ -	$ -	$ -	$ -	$ -	$ -	$ -	$ -	$ -	$ -	$ -
3632	601001851	369.0	$ -	$ -	$ -	$ -	$ -	$ -	$ -	$ -	$ -	$ -	$ -	$ -	$ -
3633	T624001852	369.0	$ -	$ -	$ -	$ -	$ -	$ -	$ -	$ -	$ -	$ -	$ -	$ -	$ -
3634	T624001852	369.0	$ -	$ -	$ -	$ -	$ -	$ -	$ -	$ -	$ -	$ -	$ -	$ -	$ -
3635	T610001853	368.0	$ -	$ -	$ 0	$ 0	$ 0	$ 0	$ 0	$ 0	$ 0	$ 0	$ 0	$ 0	$ 0
3636	T680001854	369.0	$ -	$ -	$ 0	$ 0	$ 0	$ 0	$ 0	$ 0	$ 0	$ 0	$ 0	$ 0	$ 0
3637	T624001855	369.0	$ -	$ -	$ -	$ -	$ -	$ -	$ -	$ -	$ -	$ -	$ -	$ -	$ -

Sponsored by NMGC Witness Erik C. Buchanan

WP Plant 6 Accum Res Balances

NEW MEXICO GAS COMPANY, INC.

Accumulated Reserve Account
Base Period - 12 Months Ending March 31, 2023
Future Test Year - 12 Months Ending September 30, 2025

	A	B	P	Q	R	S	T	U	V	W	X	Y	Z	AA	AB
1															
2			Balance	Balance	Balance	Balance	Balance	Balance	Balance	Balance	Balance	Balance	Balance	Balance	Balance
3	Investment Number / Beginning Balance	FERC Account	4/30/2024	5/31/2024	6/30/2024	7/31/2024	8/31/2024	9/30/2024	10/31/2024	11/30/2024	12/31/2024	1/31/2025	2/28/2025	3/31/2025	4/30/2025
3592	610001835	376.4	$ 135	$ 152	$ 169	$ 186	$ 202	$ 219	$ 236	$ 253	$ 270	$ 287	$ 304	$ 321	$ 337
3593	610001835	380.0	$ 217	$ 244	$ 271	$ 298	$ 326	$ 353	$ 380	$ 407	$ 434	$ 461	$ 488	$ 516	$ 543
3594	610001835	367.1	$ -	$ -	$ -	$ -	$ -	$ -	$ -	$ -	$ -	$ -	$ -	$ -	$ -
3595	610001835	368.0	$ -	$ -	$ -	$ -	$ -	$ -	$ -	$ -	$ -	$ -	$ -	$ -	$ -
3596	T680001836	369.0	$ -	$ -	$ -	$ -	$ -	$ -	$ -	$ -	$ -	$ -	$ -	$ -	$ -
3597	T680001836	368.0	$ 195	$ 223	$ 251	$ 279	$ 307	$ 334	$ 362	$ 390	$ 418	$ 446	$ 474	$ 502	$ 529
3598	T680001836	369.0	$ 806	$ 921	$ 1,037	$ 1,152	$ 1,267	$ 1,382	$ 1,497	$ 1,612	$ 1,728	$ 1,843	$ 1,958	$ 2,073	$ 2,188
3599	T680001837	376.1	$ -	$ -	$ -	$ -	$ -	$ -	$ -	$ -	$ -	$ 3,569	$ 7,138	$ 10,707	$ 14,900
3600	T680001837	376.2	$ -	$ -	$ -	$ -	$ -	$ -	$ -	$ -	$ -	$ 2,670	$ 5,339	$ 8,009	$ 11,145
3601	621001838	376.4	$ -	$ -	$ -	$ -	$ -	$ -	$ -	$ -	$ -	$ 2,709	$ 5,417	$ 8,126	$ 11,309
3602	621001838	367.1	$ -	$ -	$ -	$ -	$ -	$ -	$ -	$ -	$ -	$ -	$ -	$ -	$ -
3603	621001838	368.0	$ -	$ -	$ -	$ -	$ -	$ -	$ -	$ -	$ -	$ -	$ -	$ -	$ -
3604	T660001839	369.0	$ -	$ -	$ -	$ -	$ -	$ -	$ -	$ -	$ -	$ -	$ -	$ -	$ -
3605	T660001839	376.1	$ -	$ -	$ -	$ -	$ -	$ -	$ -	$ -	$ -	$ -	$ -	$ -	$ -
3606	T660001839	376.2	$ -	$ -	$ -	$ -	$ -	$ -	$ -	$ -	$ -	$ -	$ -	$ -	$ -
3607	684001840	376.4	$ -	$ -	$ -	$ -	$ -	$ -	$ -	$ -	$ -	$ -	$ -	$ -	$ -
3608	684001840	380.0	$ -	$ -	$ -	$ -	$ -	$ -	$ -	$ -	$ -	$ -	$ -	$ -	$ -
3609	684001840	303.3	$ -	$ -	$ -	$ -	$ -	$ -	$ -	$ -	$ -	$ -	$ -	$ -	$ -
3610	684001840	303.3	$ -	$ -	$ -	$ -	$ -	$ -	$ -	$ -	$ -	$ -	$ -	$ -	$ -
3611	601001841	367.1	$ -	$ -	$ -	$ -	$ -	$ -	$ -	$ -	$ -	$ -	$ -	$ -	$ -
3612	601001842	368.0	$ -	$ -	$ -	$ -	$ -	$ -	$ -	$ -	$ -	$ -	$ -	$ -	$ -
3613	T680001843	369.0	$ -	$ -	$ -	$ -	$ -	$ -	$ -	$ -	$ -	$ -	$ -	$ -	$ -
3614	T680001843	369.0	$ -	$ -	$ -	$ -	$ -	$ -	$ -	$ -	$ -	$ -	$ -	$ -	$ -
3615	T680001843	368.0	$ -	$ -	$ -	$ -	$ -	$ -	$ -	$ -	$ -	$ -	$ -	$ -	$ -
3616	T601001844	369.0	$ -	$ -	$ -	$ -	$ -	$ -	$ -	$ -	$ -	$ -	$ -	$ -	$ -
3617	T610001845	368.0	$ -	$ -	$ -	$ -	$ -	$ -	$ -	$ -	$ -	$ -	$ -	$ -	$ -
3618	T610001845	369.0	$ -	$ -	$ -	$ -	$ -	$ -	$ -	$ -	$ -	$ -	$ -	$ -	$ -
3619	T610001846	367.1	$ -	$ -	$ -	$ -	$ -	$ -	$ -	$ -	$ -	$ -	$ -	$ -	$ -
3620	T610001846	368.0	$ -	$ -	$ -	$ -	$ -	$ -	$ -	$ -	$ -	$ -	$ -	$ -	$ -
3621	T621001847	369.0	$ -	$ -	$ -	$ -	$ -	$ -	$ -	$ -	$ -	$ -	$ -	$ -	$ -
3622	T621001847	303.3	$ -	$ -	$ -	$ -	$ -	$ -	$ -	$ -	$ -	$ -	$ -	$ -	$ -
3623	T621001847	369.0	$ -	$ -	$ -	$ -	$ -	$ -	$ -	$ -	$ -	$ -	$ -	$ -	$ -
3624	601001848	376.1	$ -	$ -	$ -	$ -	$ -	$ -	$ -	$ -	$ -	$ -	$ -	$ -	$ -
3625	T610001849	376.2	$ -	$ -	$ -	$ -	$ -	$ -	$ -	$ -	$ -	$ -	$ -	$ -	$ -
3626	610001850	376.4	$ -	$ -	$ -	$ -	$ -	$ -	$ -	$ -	$ -	$ -	$ -	$ -	$ -
3627	610001850	380.0	$ -	$ -	$ -	$ -	$ -	$ -	$ -	$ -	$ -	$ -	$ -	$ -	$ -
3628	610001850	391.2	$ -	$ -	$ -	$ -	$ 9,192	$ 18,383	$ 27,575	$ 36,767	$ 45,958	$ 55,150	$ 64,342	$ 73,533	$ 82,725
3629	610001850	397.0	$ -	$ -	$ -	$ -	$ 434	$ 868	$ 1,302	$ 1,736	$ 2,170	$ 2,604	$ 3,038	$ 3,472	$ 3,906
3630	601001851	398.0	$ -	$ -	$ -	$ -	$ 886	$ 1,771	$ 2,657	$ 3,542	$ 4,428	$ 5,313	$ 6,199	$ 7,084	$ 7,970
3631	601001851	368.0	$ -	$ -	$ -	$ -	$ -	$ -	$ -	$ -	$ -	$ -	$ -	$ -	$ -
3632	601001851	369.0	$ -	$ -	$ -	$ -	$ -	$ -	$ -	$ -	$ -	$ -	$ -	$ -	$ -
3633	T624001852	369.0	$ -	$ -	$ -	$ -	$ -	$ -	$ -	$ -	$ -	$ -	$ -	$ -	$ -
3634	T624001852	369.0	$ -	$ -	$ -	$ -	$ -	$ -	$ -	$ -	$ -	$ -	$ -	$ -	$ -
3635	T610001853	368.0	$ 0	$ 0	$ 0	$ 0	$ 0	$ 0	$ 0	$ 0	$ 0	$ 0	$ 0	$ 0	$ 0
3636	T680001854	369.0	$ 0	$ 0	$ 0	$ 0	$ 0	$ 0	$ 0	$ 0	$ 0	$ 0	$ 0	$ 0	$ 0
3637	T624001855	369.0	$ -	$ -	$ -	$ -	$ -	$ -	$ -	$ -	$ -	$ -	$ -	$ -	$ -

Sponsored by NMGC Witness Erik C. Buchanan

WP Plant 6 Accum Res Balances

NEW MEXICO GAS COMPANY, INC.

Accumulated Reserve Account
Base Period - 12 Months Ending March 31, 2023
Future Test Year - 12 Months Ending September 30, 2025

	A	B	AC	AD	AE	AF	AG
1							
2			Balance	Balance	Balance	Balance	Balance
3	Investment Number / Beginning Balance	FERC Account	**5/31/2025**	**6/30/2025**	**7/31/2025**	**8/31/2025**	**9/30/2025**
3592	610001835	376.4	$ 354	$ 371	$ 388	$ 405	$ 422
3593	610001835	380.0	$ 570	$ 597	$ 624	$ 651	$ 678
3594	610001835	367.1	$ -	$ -	$ -	$ -	$ -
3595	610001835	368.0	$ -	$ -	$ -	$ -	$ -
3596	T680001836	369.0	$ -	$ -	$ -	$ -	$ -
3597	T680001836	368.0	$ 557	$ 585	$ 613	$ 641	$ 669
3598	T680001836	369.0	$ 2,304	$ 2,419	$ 2,534	$ 2,649	$ 2,764
3599	T680001837	376.1	$ 19,093	$ 23,286	$ 28,426	$ 33,567	$ 38,708
3600	T680001837	376.2	$ 14,282	$ 17,418	$ 21,263	$ 25,109	$ 28,954
3601	621001838	376.4	$ 14,491	$ 17,673	$ 21,575	$ 25,477	$ 29,379
3602	621001838	367.1	$ -	$ -	$ -	$ -	$ -
3603	621001838	368.0	$ -	$ -	$ -	$ -	$ -
3604	T660001839	369.0	$ -	$ -	$ -	$ -	$ -
3605	T660001839	376.1	$ -	$ -	$ -	$ -	$ -
3606	T660001839	376.2	$ -	$ -	$ -	$ -	$ -
3607	684001840	376.4	$ -	$ -	$ -	$ -	$ -
3608	684001840	380.0	$ -	$ -	$ -	$ -	$ -
3609	684001840	303.3	$ -	$ -	$ -	$ -	$ -
3610	684001840	303.3	$ -	$ -	$ -	$ -	$ -
3611	601001841	367.1	$ -	$ -	$ -	$ -	$ -
3612	601001842	368.0	$ -	$ -	$ -	$ -	$ -
3613	T680001843	369.0	$ -	$ -	$ -	$ -	$ -
3614	T680001843	369.0	$ -	$ -	$ -	$ -	$ -
3615	T680001843	368.0	$ -	$ -	$ -	$ -	$ -
3616	T601001844	369.0	$ -	$ -	$ -	$ -	$ -
3617	T610001845	368.0	$ -	$ -	$ -	$ -	$ -
3618	T610001845	369.0	$ -	$ -	$ -	$ -	$ -
3619	T610001846	367.1	$ -	$ -	$ -	$ -	$ -
3620	T610001846	368.0	$ -	$ -	$ -	$ -	$ -
3621	T621001847	369.0	$ -	$ -	$ -	$ -	$ -
3622	T621001847	303.3	$ -	$ -	$ -	$ -	$ -
3623	T621001847	369.0	$ -	$ -	$ -	$ -	$ -
3624	601001848	376.1	$ -	$ -	$ -	$ -	$ -
3625	T610001849	376.2	$ -	$ -	$ -	$ -	$ -
3626	610001850	376.4	$ -	$ -	$ -	$ -	$ -
3627	610001850	380.0	$ -	$ -	$ -	$ -	$ -
3628	610001850	391.2	$ 91,917	$ 101,108	$ 110,300	$ 119,492	$ 128,683
3629	610001850	397.0	$ 4,340	$ 4,774	$ 5,208	$ 5,642	$ 6,076
3630	601001851	398.0	$ 8,855	$ 9,741	$ 10,626	$ 11,512	$ 12,397
3631	601001851	368.0	$ -	$ -	$ -	$ -	$ -
3632	601001851	369.0	$ -	$ -	$ -	$ -	$ -
3633	T624001852	369.0	$ -	$ -	$ -	$ -	$ -
3634	T624001852	369.0	$ -	$ -	$ -	$ -	$ -
3635	T610001853	368.0	$ 0	$ 0	$ 0	$ 0	$ 0
3636	T680001854	369.0	$ 0	$ 0	$ 0	$ 0	$ 0
3637	T624001855	369.0	$ -	$ -	$ -	$ -	$ -

Sponsored by NMGC Witness Erik C. Buchanan

WP Plant 6 Accum Res Balances

NEW MEXICO GAS COMPANY, INC.

Accumulated Reserve Account
Base Period - 12 Months Ending March 31, 2023
Future Test Year - 12 Months Ending September 30, 2025

	A	B	C	D	E	F	G	H	I	J	K	L	M	N	O
1			Adjusted Base Period												
2			Balance	Balance	Balance	Balance	Balance	Balance	Balance	Balance	Balance	Balance	Balance	Balance	Balance
3	Investment Number / Beginning Balance	FERC Account	**3/31/2023**	**4/30/2023**	**5/31/2023**	**6/30/2023**	**7/31/2023**	**8/31/2023**	**9/30/2023**	**10/31/2023**	**11/30/2023**	**12/31/2023**	**1/31/2024**	**2/29/2024**	**3/31/2024**
3638	T624001855	367.1	$ -	$ -	$ -	$ -	$ -	$ -	$ -	$ -	$ -	$ -	$ -	$ -	$ -
3639	T624001856	368.0	$ -	$ -	$ -	$ -	$ -	$ -	$ -	$ -	$ -	$ -	$ -	$ -	$ -
3640	T610001857	369.0	$ -	$ -	$ -	$ -	$ -	$ -	$ -	$ -	$ -	$ -	$ -	$ -	$ -
3641	629001858	376.1	$ -	$ -	$ -	$ -	$ -	$ -	$ -	$ -	$ -	$ -	$ -	$ -	$ -
3642	629001858	376.2	$ -	$ -	$ -	$ -	$ -	$ -	$ -	$ -	$ -	$ -	$ -	$ -	$ -
3643	629001858	376.4	$ -	$ -	$ -	$ -	$ -	$ -	$ -	$ -	$ -	$ -	$ -	$ -	$ -
3644	632001859	376.1	$ -	$ -	$ -	$ -	$ -	$ -	$ -	$ -	$ -	$ -	$ -	$ -	$ -
3645	632001859	376.2	$ -	$ -	$ -	$ -	$ -	$ -	$ -	$ -	$ -	$ -	$ -	$ -	$ -
3646	632001859	376.4	$ -	$ -	$ -	$ -	$ -	$ -	$ -	$ -	$ -	$ -	$ -	$ -	$ -
3647	632001859	380.0	$ -	$ -	$ -	$ -	$ -	$ -	$ -	$ -	$ -	$ -	$ -	$ -	$ -
3648	660001860	380.0	$ -	$ -	$ -	$ -	$ -	$ -	$ -	$ -	$ -	$ -	$ -	$ -	$ -
3649	660001860	380.1	$ -	$ -	$ -	$ -	$ -	$ -	$ -	$ -	$ -	$ -	$ -	$ -	$ -
3650	626001861	376.1	$ -	$ -	$ -	$ -	$ 381	$ 762	$ 1,121	$ 2,021	$ 2,921	$ 3,821	$ 4,948	$ 6,075	$ 7,202
3651	626001861	376.2	$ -	$ -	$ -	$ -	$ 259	$ 517	$ 786	$ 1,459	$ 2,133	$ 2,806	$ 3,649	$ 4,492	$ 5,335
3652	626001861	376.4	$ -	$ -	$ -	$ -	$ 277	$ 554	$ 826	$ 1,509	$ 2,193	$ 2,876	$ 3,731	$ 4,586	$ 5,442
3653	660001862	376.1	$ -	$ -	$ -	$ -	$ -	$ -	$ -	$ -	$ -	$ -	$ -	$ -	$ -
3654	660001862	376.2	$ -	$ -	$ -	$ -	$ -	$ -	$ -	$ -	$ -	$ -	$ -	$ -	$ -
3655	660001862	376.4	$ -	$ -	$ -	$ -	$ -	$ -	$ -	$ -	$ -	$ -	$ -	$ -	$ -
3656	660001862	380.0	$ -	$ -	$ -	$ -	$ -	$ -	$ -	$ -	$ -	$ -	$ -	$ -	$ -
3657	662001863	376.1	$ -	$ -	$ -	$ -	$ 394	$ 787	$ 1,158	$ 1,729	$ 2,300	$ 2,870	$ 4,043	$ 5,215	$ 6,388
3658	662001863	376.2	$ -	$ -	$ -	$ -	$ 267	$ 535	$ 812	$ 1,239	$ 1,666	$ 2,093	$ 2,970	$ 3,847	$ 4,724
3659	662001863	376.4	$ -	$ -	$ -	$ -	$ 286	$ 572	$ 854	$ 1,287	$ 1,720	$ 2,153	$ 3,043	$ 3,933	$ 4,823
3660	660001864	376.1	$ -	$ -	$ -	$ -	$ -	$ -	$ -	$ -	$ -	$ -	$ -	$ -	$ -
3661	660001864	376.2	$ -	$ -	$ -	$ -	$ -	$ -	$ -	$ -	$ -	$ -	$ -	$ -	$ -
3662	660001864	376.4	$ -	$ -	$ -	$ -	$ -	$ -	$ -	$ -	$ -	$ -	$ -	$ -	$ -
3663	660001864	380.0	$ -	$ -	$ -	$ -	$ -	$ -	$ -	$ -	$ -	$ -	$ -	$ -	$ -
3664	620001865	376.1	$ -	$ -	$ -	$ -	$ -	$ 28	$ 53	$ 79	$ 105	$ 131	$ 157	$ 183	$ 209
3665	620001865	376.2	$ -	$ -	$ -	$ -	$ -	$ 168	$ 343	$ 518	$ 693	$ 868	$ 1,042	$ 1,217	$ 1,392
3666	620001865	376.4	$ -	$ -	$ -	$ -	$ -	$ 23	$ 45	$ 67	$ 89	$ 111	$ 133	$ 156	$ 178
3667	620001865	380.0	$ -	$ -	$ -	$ -	$ -	$ 81	$ 117	$ 153	$ 188	$ 224	$ 259	$ 295	$ 331
3668	T680001866	367.1	$ -	$ -	$ -	$ -	$ -	$ -	$ -	$ -	$ -	$ -	$ -	$ -	$ -
3669	T680001866	368.0	$ -	$ -	$ -	$ -	$ -	$ -	$ -	$ -	$ -	$ -	$ -	$ -	$ -
3670	T680001866	369.0	$ -	$ -	$ -	$ -	$ -	$ -	$ -	$ -	$ -	$ -	$ -	$ -	$ -
3671	T680001867	367.1	$ -	$ -	$ -	$ -	$ -	$ -	$ -	$ -	$ -	$ -	$ -	$ -	$ -
3672	T680001867	368.0	$ -	$ -	$ -	$ -	$ -	$ -	$ -	$ -	$ -	$ -	$ -	$ -	$ -
3673	T680001867	369.0	$ -	$ -	$ -	$ -	$ -	$ -	$ -	$ -	$ -	$ -	$ -	$ -	$ -
3674	660001868	380.0	$ -	$ -	$ -	$ -	$ -	$ -	$ -	$ -	$ -	$ -	$ -	$ -	$ -
3675	660001868	380.1	$ -	$ -	$ -	$ -	$ -	$ -	$ -	$ -	$ -	$ -	$ -	$ -	$ -
3676	629001869	376.1	$ -	$ -	$ -	$ -	$ 46	$ 91	$ 134	$ 178	$ 221	$ 264	$ 307	$ 350	$ 393
3677	629001869	376.2	$ -	$ -	$ -	$ -	$ 279	$ 559	$ 849	$ 1,139	$ 1,429	$ 1,719	$ 2,010	$ 2,300	$ 2,590
3678	629001869	376.4	$ -	$ -	$ -	$ -	$ 37	$ 75	$ 112	$ 148	$ 185	$ 222	$ 259	$ 296	$ 332
3679	629001869	380.0	$ -	$ -	$ -	$ -	$ 135	$ 270	$ 329	$ 388	$ 447	$ 506	$ 566	$ 625	$ 684
3680	T660001870	367.1	$ -	$ -	$ -	$ -	$ -	$ -	$ -	$ -	$ -	$ -	$ -	$ -	$ -
3681	T660001870	368.0	$ -	$ -	$ -	$ -	$ -	$ -	$ -	$ -	$ -	$ -	$ -	$ -	$ -
3682	T660001870	369.0	$ -	$ -	$ -	$ -	$ -	$ -	$ -	$ -	$ -	$ -	$ -	$ -	$ -
3683	T660001871	367.1	$ -	$ -	$ -	$ -	$ -	$ -	$ -	$ -	$ -	$ -	$ -	$ -	$ -

Sponsored by NMGC Witness Erik C. Buchanan

WP Plant 6 Accum Res Balances

NEW MEXICO GAS COMPANY, INC.

Accumulated Reserve Account
Base Period - 12 Months Ending March 31, 2023
Future Test Year - 12 Months Ending September 30, 2025

	A	B	P	Q	R	S	T	U	V	W	X	Y	Z	AA	AB
1															
2			Balance	Balance	Balance	Balance	Balance	Balance	Balance	Balance	Balance	Balance	Balance	Balance	Balance
3	Investment Number / Beginning Balance	FERC Account	4/30/2024	5/31/2024	6/30/2024	7/31/2024	8/31/2024	9/30/2024	10/31/2024	11/30/2024	12/31/2024	1/31/2025	2/28/2025	3/31/2025	4/30/2025
3638	T624001855	367.1	$ -	$ -	$ -	$ -	$ -	$ -	$ -	$ -	$ -	$ -	$ -	$ -	$ -
3639	T624001856	368.0	$ -	$ -	$ -	$ -	$ -	$ -	$ -	$ -	$ -	$ -	$ -	$ -	$ -
3640	T610001857	369.0	$ -	$ -	$ -	$ -	$ -	$ -	$ -	$ -	$ -	$ -	$ -	$ -	$ -
3641	629001858	376.1	$ -	$ -	$ -	$ -	$ -	$ -	$ -	$ -	$ -	$ -	$ -	$ -	$ 617
3642	629001858	376.2	$ -	$ -	$ -	$ -	$ -	$ -	$ -	$ -	$ -	$ -	$ -	$ -	$ 462
3643	629001858	376.4	$ -	$ -	$ -	$ -	$ -	$ -	$ -	$ -	$ -	$ -	$ -	$ -	$ 469
3644	632001859	376.1	$ -	$ -	$ -	$ -	$ -	$ -	$ -	$ -	$ -	$ -	$ -	$ -	$ -
3645	632001859	376.2	$ -	$ -	$ -	$ -	$ -	$ -	$ -	$ -	$ -	$ -	$ -	$ -	$ -
3646	632001859	376.4	$ -	$ -	$ -	$ -	$ -	$ -	$ -	$ -	$ -	$ -	$ -	$ -	$ -
3647	632001859	380.0	$ -	$ -	$ -	$ -	$ -	$ -	$ -	$ -	$ -	$ -	$ -	$ -	$ -
3648	660001860	380.0	$ -	$ -	$ -	$ -	$ -	$ -	$ -	$ -	$ -	$ -	$ -	$ -	$ -
3649	660001860	380.1	$ -	$ -	$ -	$ -	$ -	$ -	$ -	$ -	$ -	$ -	$ -	$ -	$ -
3650	626001861	376.1	$ 8,438	$ 9,674	$ 10,911	$ 12,352	$ 13,793	$ 15,233	$ 16,859	$ 18,484	$ 20,110	$ 22,002	$ 23,895	$ 25,787	$ 27,679
3651	626001861	376.2	$ 6,260	$ 7,185	$ 8,109	$ 9,187	$ 10,265	$ 11,343	$ 12,559	$ 13,775	$ 14,990	$ 16,406	$ 17,821	$ 19,237	$ 20,652
3652	626001861	376.4	$ 6,380	$ 7,318	$ 8,257	$ 9,350	$ 10,444	$ 11,538	$ 12,771	$ 14,005	$ 15,239	$ 16,675	$ 18,111	$ 19,547	$ 20,984
3653	660001862	376.1	$ -	$ -	$ -	$ -	$ -	$ -	$ -	$ -	$ -	$ -	$ -	$ -	$ -
3654	660001862	376.2	$ -	$ -	$ -	$ -	$ -	$ -	$ -	$ -	$ -	$ -	$ -	$ -	$ -
3655	660001862	376.4	$ -	$ -	$ -	$ -	$ -	$ -	$ -	$ -	$ -	$ -	$ -	$ -	$ -
3656	660001862	380.0	$ -	$ -	$ -	$ -	$ -	$ -	$ -	$ -	$ -	$ -	$ -	$ -	$ -
3657	662001863	376.1	$ 8,215	$ 10,042	$ 11,869	$ 14,593	$ 17,317	$ 20,041	$ 23,543	$ 27,045	$ 30,546	$ 34,892	$ 39,238	$ 43,583	$ 47,929
3658	662001863	376.2	$ 6,091	$ 7,458	$ 8,825	$ 10,862	$ 12,900	$ 14,937	$ 17,557	$ 20,176	$ 22,795	$ 26,046	$ 29,297	$ 32,547	$ 35,798
3659	662001863	376.4	$ 6,210	$ 7,597	$ 8,984	$ 11,051	$ 13,118	$ 15,186	$ 17,844	$ 20,501	$ 23,159	$ 26,457	$ 29,756	$ 33,054	$ 36,352
3660	660001864	376.1	$ -	$ -	$ -	$ -	$ -	$ -	$ -	$ -	$ -	$ -	$ -	$ -	$ -
3661	660001864	376.2	$ -	$ -	$ -	$ -	$ -	$ -	$ -	$ -	$ -	$ -	$ -	$ -	$ -
3662	660001864	376.4	$ -	$ -	$ -	$ -	$ -	$ -	$ -	$ -	$ -	$ -	$ -	$ -	$ -
3663	660001864	380.0	$ -	$ -	$ -	$ -	$ -	$ -	$ -	$ -	$ -	$ -	$ -	$ -	$ -
3664	620001865	376.1	$ 235	$ 261	$ 287	$ 313	$ 339	$ 365	$ 391	$ 417	$ 443	$ 469	$ 495	$ 521	$ 547
3665	620001865	376.2	$ 1,567	$ 1,741	$ 1,916	$ 2,091	$ 2,266	$ 2,441	$ 2,615	$ 2,790	$ 2,965	$ 3,140	$ 3,315	$ 3,489	$ 3,664
3666	620001865	376.4	$ 200	$ 222	$ 244	$ 266	$ 289	$ 311	$ 333	$ 355	$ 377	$ 399	$ 422	$ 444	$ 466
3667	620001865	380.0	$ 366	$ 402	$ 438	$ 473	$ 509	$ 545	$ 580	$ 616	$ 652	$ 687	$ 723	$ 759	$ 794
3668	T680001866	367.1	$ -	$ -	$ -	$ -	$ -	$ -	$ -	$ -	$ -	$ -	$ -	$ -	$ -
3669	T680001866	368.0	$ -	$ -	$ -	$ -	$ -	$ -	$ -	$ -	$ -	$ -	$ -	$ -	$ -
3670	T680001866	369.0	$ -	$ -	$ -	$ -	$ -	$ -	$ -	$ -	$ -	$ -	$ -	$ -	$ -
3671	T680001867	367.1	$ -	$ -	$ -	$ -	$ -	$ -	$ -	$ -	$ -	$ -	$ -	$ -	$ -
3672	T680001867	368.0	$ -	$ -	$ -	$ -	$ -	$ -	$ -	$ -	$ -	$ -	$ -	$ -	$ -
3673	T680001867	369.0	$ -	$ -	$ -	$ -	$ -	$ -	$ -	$ -	$ -	$ -	$ -	$ -	$ -
3674	660001868	380.0	$ -	$ -	$ -	$ -	$ -	$ -	$ -	$ -	$ -	$ -	$ -	$ -	$ -
3675	660001868	380.1	$ -	$ -	$ -	$ -	$ -	$ -	$ -	$ -	$ -	$ -	$ -	$ -	$ -
3676	629001869	376.1	$ 436	$ 479	$ 522	$ 565	$ 609	$ 652	$ 695	$ 738	$ 781	$ 824	$ 867	$ 910	$ 953
3677	629001869	376.2	$ 2,880	$ 3,170	$ 3,460	$ 3,751	$ 4,041	$ 4,331	$ 4,621	$ 4,911	$ 5,201	$ 5,491	$ 5,782	$ 6,072	$ 6,362
3678	629001869	376.4	$ 369	$ 406	$ 443	$ 480	$ 516	$ 553	$ 590	$ 627	$ 664	$ 700	$ 737	$ 774	$ 811
3679	629001869	380.0	$ 743	$ 802	$ 861	$ 921	$ 980	$ 1,039	$ 1,098	$ 1,157	$ 1,217	$ 1,276	$ 1,335	$ 1,394	$ 1,453
3680	T660001870	367.1	$ -	$ -	$ -	$ -	$ -	$ -	$ -	$ -	$ -	$ -	$ -	$ -	$ -
3681	T660001870	368.0	$ -	$ -	$ -	$ -	$ -	$ -	$ -	$ -	$ -	$ -	$ -	$ -	$ -
3682	T660001870	369.0	$ -	$ -	$ -	$ -	$ -	$ -	$ -	$ -	$ -	$ -	$ -	$ -	$ -
3683	T660001871	367.1	$ -	$ -	$ -	$ -	$ -	$ -	$ -	$ -	$ -	$ -	$ -	$ -	$ -

Sponsored by NMGC Witness Erik C. Buchanan

WP Plant 6 Accum Res Balances

NEW MEXICO GAS COMPANY, INC.

Accumulated Reserve Account
Base Period - 12 Months Ending March 31, 2023
Future Test Year - 12 Months Ending September 30, 2025

	A	B	AC	AD	AE	AF	AG
1							
2			Balance	Balance	Balance	Balance	Balance
3	Investment Number / Beginning Balance	FERC Account	**5/31/2025**	**6/30/2025**	**7/31/2025**	**8/31/2025**	**9/30/2025**
3638	T624001855	367.1	$ -	$ -	$ -	$ -	$ -
3639	T624001856	368.0	$ -	$ -	$ -	$ -	$ -
3640	T610001857	369.0	$ -	$ -	$ -	$ -	$ -
3641	629001858	376.1	$ 1,235	$ 1,852	$ 3,403	$ 4,955	$ 6,506
3642	629001858	376.2	$ 924	$ 1,385	$ 2,546	$ 3,706	$ 4,866
3643	629001858	376.4	$ 937	$ 1,406	$ 2,583	$ 3,760	$ 4,938
3644	632001859	376.1	$ -	$ -	$ -	$ -	$ -
3645	632001859	376.2	$ -	$ -	$ -	$ -	$ -
3646	632001859	376.4	$ -	$ -	$ -	$ -	$ -
3647	632001859	380.0	$ -	$ -	$ -	$ -	$ -
3648	660001860	380.0	$ -	$ -	$ -	$ -	$ 48
3649	660001860	380.1	$ -	$ -	$ -	$ -	$ 22
3650	626001861	376.1	$ 29,572	$ 31,464	$ 33,356	$ 35,249	$ 37,141
3651	626001861	376.2	$ 22,068	$ 23,483	$ 24,899	$ 26,314	$ 27,730
3652	626001861	376.4	$ 22,420	$ 23,856	$ 25,292	$ 26,729	$ 28,165
3653	660001862	376.1	$ -	$ -	$ -	$ -	$ -
3654	660001862	376.2	$ -	$ -	$ -	$ -	$ -
3655	660001862	376.4	$ -	$ -	$ -	$ -	$ -
3656	660001862	380.0	$ -	$ -	$ -	$ -	$ -
3657	662001863	376.1	$ 52,275	$ 56,621	$ 60,966	$ 65,312	$ 69,658
3658	662001863	376.2	$ 39,049	$ 42,299	$ 45,550	$ 48,801	$ 52,051
3659	662001863	376.4	$ 39,650	$ 42,949	$ 46,247	$ 49,545	$ 52,844
3660	660001864	376.1	$ -	$ -	$ -	$ -	$ -
3661	660001864	376.2	$ -	$ -	$ -	$ -	$ -
3662	660001864	376.4	$ -	$ -	$ -	$ -	$ -
3663	660001864	380.0	$ -	$ -	$ -	$ -	$ -
3664	620001865	376.1	$ 573	$ 599	$ 625	$ 651	$ 677
3665	620001865	376.2	$ 3,839	$ 4,014	$ 4,189	$ 4,363	$ 4,538
3666	620001865	376.4	$ 488	$ 510	$ 532	$ 555	$ 577
3667	620001865	380.0	$ 830	$ 866	$ 901	$ 937	$ 973
3668	T680001866	367.1	$ -	$ -	$ -	$ -	$ -
3669	T680001866	368.0	$ -	$ -	$ -	$ -	$ -
3670	T680001866	369.0	$ -	$ -	$ -	$ -	$ -
3671	T680001867	367.1	$ -	$ -	$ -	$ -	$ -
3672	T680001867	368.0	$ -	$ -	$ -	$ -	$ -
3673	T680001867	369.0	$ -	$ -	$ -	$ -	$ -
3674	660001868	380.0	$ -	$ -	$ -	$ -	$ -
3675	660001868	380.1	$ -	$ -	$ -	$ -	$ -
3676	629001869	376.1	$ 996	$ 1,040	$ 1,083	$ 1,126	$ 1,169
3677	629001869	376.2	$ 6,652	$ 6,942	$ 7,232	$ 7,523	$ 7,813
3678	629001869	376.4	$ 848	$ 884	$ 921	$ 958	$ 995
3679	629001869	380.0	$ 1,512	$ 1,572	$ 1,631	$ 1,690	$ 1,749
3680	T660001870	367.1	$ -	$ -	$ -	$ -	$ -
3681	T660001870	368.0	$ -	$ -	$ -	$ -	$ -
3682	T660001870	369.0	$ -	$ -	$ -	$ -	$ -
3683	T660001871	367.1	$ -	$ -	$ -	$ -	$ -

Sponsored by NMGC Witness Erik C. Buchanan

WP Plant 6 Accum Res Balances

NEW MEXICO GAS COMPANY, INC.

Accumulated Reserve Account
Base Period - 12 Months Ending March 31, 2023
Future Test Year - 12 Months Ending September 30, 2025

	A	B	C	D	E	F	G	H	I	J	K	L	M	N	O
1			Adjusted Base Period												
2			Balance	Balance	Balance	Balance	Balance	Balance	Balance	Balance	Balance	Balance	Balance	Balance	Balance
3	Investment Number / Beginning Balance	FERC Account	**3/31/2023**	**4/30/2023**	**5/31/2023**	**6/30/2023**	**7/31/2023**	**8/31/2023**	**9/30/2023**	**10/31/2023**	**11/30/2023**	**12/31/2023**	**1/31/2024**	**2/29/2024**	**3/31/2024**
3684	T660001871	368.0	$ -	$ -	$ -	$ -	$ -	$ -	$ -	$ -	$ -	$ -	$ -	$ -	$ -
3685	T660001871	369.0	$ -	$ -	$ -	$ -	$ -	$ -	$ -	$ -	$ -	$ -	$ -	$ -	$ -
3686	T660001872	367.1	$ -	$ -	$ -	$ -	$ -	$ -	$ -	$ -	$ -	$ -	$ -	$ -	$ -
3687	T660001872	368.0	$ -	$ -	$ -	$ -	$ -	$ -	$ -	$ -	$ -	$ -	$ -	$ -	$ -
3688	T660001872	369.0	$ -	$ -	$ -	$ -	$ -	$ -	$ -	$ -	$ -	$ -	$ -	$ -	$ -
3689	T660001873	368.0	$ -	$ -	$ -	$ -	$ -	$ -	$ -	$ -	$ -	$ -	$ -	$ -	$ -
3690	T660001873	369.0	$ -	$ -	$ -	$ -	$ -	$ -	$ -	$ -	$ -	$ -	$ -	$ -	$ -
3691	T680001874	367.1	$ -	$ -	$ -	$ -	$ -	$ -	$ -	$ -	$ -	$ -	$ -	$ -	$ -
3692	T680001874	368.0	$ -	$ -	$ -	$ -	$ -	$ -	$ -	$ -	$ -	$ -	$ -	$ -	$ -
3693	T680001874	369.0	$ -	$ -	$ -	$ -	$ -	$ -	$ -	$ -	$ -	$ -	$ -	$ -	$ -
3694	T624001875	368.0	$ -	$ -	$ -	$ -	$ -	$ -	$ -	$ -	$ -	$ -	$ -	$ -	$ -
3695	T624001875	369.0	$ -	$ -	$ -	$ -	$ -	$ -	$ -	$ -	$ -	$ -	$ -	$ -	$ -
3696	T680001876	367.1	$ -	$ -	$ -	$ -	$ -	$ -	$ -	$ -	$ -	$ -	$ -	$ -	$ -
3697	T680001876	368.0	$ -	$ -	$ -	$ -	$ -	$ -	$ -	$ -	$ -	$ -	$ -	$ -	$ -
3698	T680001876	369.0	$ -	$ -	$ -	$ -	$ -	$ -	$ -	$ -	$ -	$ -	$ -	$ -	$ -
3699	T621001877	367.1	$ -	$ -	$ -	$ -	$ -	$ -	$ -	$ -	$ -	$ -	$ -	$ -	$ -
3700	T621001877	368.0	$ -	$ -	$ -	$ -	$ -	$ -	$ -	$ -	$ -	$ -	$ -	$ -	$ -
3701	T621001877	369.0	$ -	$ -	$ -	$ -	$ -	$ -	$ -	$ -	$ -	$ -	$ -	$ -	$ -
3702	T621001878	367.1	$ -	$ -	$ -	$ -	$ -	$ -	$ -	$ -	$ -	$ -	$ -	$ -	$ -
3703	T621001878	368.0	$ -	$ -	$ -	$ -	$ -	$ -	$ -	$ -	$ -	$ -	$ -	$ -	$ -
3704	T621001878	369.0	$ -	$ -	$ -	$ -	$ -	$ -	$ -	$ -	$ -	$ -	$ -	$ -	$ -
3705	T660001879	368.0	$ -	$ -	$ -	$ 0	$ 0	$ 0	$ 0	$ 0	$ 0	$ 0	$ 0	$ 0	$ 0
3706	T660001879	369.0	$ -	$ -	$ -	$ 0	$ 0	$ 0	$ 0	$ 0	$ 0	$ 0	$ 0	$ 1	$ 1
3707	601001880	391.2	$ -	$ -	$ -	$ -	$ -	$ -	$ -	$ -	$ -	$ -	$ -	$ -	$ -
3708	601001880	397.0	$ -	$ -	$ -	$ -	$ -	$ -	$ -	$ -	$ -	$ -	$ -	$ -	$ -
3709	601001880	398.0	$ -	$ -	$ -	$ -	$ -	$ -	$ -	$ -	$ -	$ -	$ -	$ -	$ -
3710	T680001881	367.1	$ -	$ -	$ -	$ -	$ -	$ -	$ -	$ -	$ -	$ -	$ -	$ -	$ -
3711	T680001881	368.0	$ -	$ -	$ -	$ -	$ -	$ -	$ -	$ -	$ -	$ -	$ -	$ -	$ -
3712	T680001881	369.0	$ -	$ -	$ -	$ -	$ -	$ -	$ -	$ -	$ -	$ -	$ -	$ -	$ -
3713	T610001882	394.0	$ -	$ -	$ -	$ -	$ -	$ -	$ -	$ -	$ -	$ -	$ -	$ -	$ -
3714	610001883	380.0	$ -	$ -	$ -	$ -	$ -	$ -	$ -	$ -	$ -	$ -	$ -	$ -	$ -
3715	610001883	380.1	$ -	$ -	$ -	$ -	$ -	$ -	$ -	$ -	$ -	$ -	$ -	$ -	$ -
3716	626001884	376.1	$ -	$ -	$ -	$ -	$ -	$ -	$ -	$ -	$ -	$ -	$ -	$ -	$ -
3717	626001884	376.2	$ -	$ -	$ -	$ -	$ -	$ -	$ -	$ -	$ -	$ -	$ -	$ -	$ -
3718	626001884	376.4	$ -	$ -	$ -	$ -	$ -	$ -	$ -	$ -	$ -	$ -	$ -	$ -	$ -
3719	626001884	380.0	$ -	$ -	$ -	$ -	$ -	$ -	$ -	$ -	$ -	$ -	$ -	$ -	$ -
3720	T610001885	367.1	$ -	$ -	$ -	$ -	$ -	$ -	$ -	$ -	$ -	$ -	$ -	$ -	$ -
3721	T610001885	368.0	$ -	$ -	$ -	$ -	$ -	$ -	$ -	$ -	$ -	$ -	$ -	$ -	$ -
3722	T610001885	369.0	$ -	$ -	$ -	$ -	$ -	$ -	$ -	$ -	$ -	$ -	$ -	$ -	$ -
3723	626001886	376.1	$ -	$ -	$ -	$ -	$ -	$ -	$ -	$ -	$ -	$ -	$ -	$ -	$ -
3724	626001886	376.2	$ -	$ -	$ -	$ -	$ -	$ -	$ -	$ -	$ -	$ -	$ -	$ -	$ -
3725	626001886	376.4	$ -	$ -	$ -	$ -	$ -	$ -	$ -	$ -	$ -	$ -	$ -	$ -	$ -
3726	626001886	380.0	$ -	$ -	$ -	$ -	$ -	$ -	$ -	$ -	$ -	$ -	$ -	$ -	$ -
3727	601001887	390.0	$ -	$ -	$ -	$ -	$ -	$ -	$ -	$ -	$ -	$ -	$ -	$ -	$ -
3728	T601001888	390.0	$ -	$ -	$ -	$ -	$ -	$ -	$ -	$ -	$ -	$ -	$ -	$ -	$ -
3729	T610001889	367.1	$ -	$ -	$ -	$ -	$ -	$ -	$ -	$ -	$ -	$ -	$ -	$ -	$ -

Sponsored by NMGC Witness Erik C. Buchanan

WP Plant 6 Accum Res Balances

NEW MEXICO GAS COMPANY, INC.

Accumulated Reserve Account
Base Period - 12 Months Ending March 31, 2023
Future Test Year - 12 Months Ending September 30, 2025

	A	B	P	Q	R	S	T	U	V	W	X	Y	Z	AA	AB
1															
2			Balance	Balance	Balance	Balance	Balance	Balance	Balance	Balance	Balance	Balance	Balance	Balance	Balance
3	Investment Number / Beginning Balance	FERC Account	4/30/2024	5/31/2024	6/30/2024	7/31/2024	8/31/2024	9/30/2024	10/31/2024	11/30/2024	12/31/2024	1/31/2025	2/28/2025	3/31/2025	4/30/2025
3684	T660001871	368.0	$ -	$ -	$ -	$ -	$ -	$ -	$ -	$ -	$ -	$ -	$ -	$ -	$ -
3685	T660001871	369.0	$ -	$ -	$ -	$ -	$ -	$ -	$ -	$ -	$ -	$ -	$ -	$ -	$ -
3686	T660001872	367.1	$ -	$ -	$ -	$ -	$ -	$ -	$ -	$ -	$ -	$ -	$ -	$ -	$ -
3687	T660001872	368.0	$ -	$ -	$ -	$ -	$ -	$ -	$ -	$ -	$ -	$ -	$ -	$ -	$ -
3688	T660001872	369.0	$ -	$ -	$ -	$ -	$ -	$ -	$ -	$ -	$ -	$ -	$ -	$ -	$ -
3689	T660001873	368.0	$ -	$ -	$ -	$ -	$ -	$ -	$ -	$ -	$ -	$ -	$ -	$ -	$ -
3690	T660001873	369.0	$ -	$ -	$ -	$ -	$ -	$ -	$ -	$ -	$ -	$ -	$ -	$ -	$ -
3691	T680001874	367.1	$ -	$ -	$ -	$ -	$ -	$ -	$ -	$ -	$ -	$ -	$ -	$ -	$ -
3692	T680001874	368.0	$ -	$ -	$ -	$ -	$ -	$ -	$ -	$ -	$ -	$ -	$ -	$ -	$ -
3693	T680001874	369.0	$ -	$ -	$ -	$ -	$ -	$ -	$ -	$ -	$ -	$ -	$ -	$ -	$ -
3694	T624001875	368.0	$ -	$ -	$ -	$ -	$ -	$ -	$ -	$ -	$ -	$ -	$ -	$ -	$ -
3695	T624001875	369.0	$ -	$ -	$ -	$ -	$ -	$ -	$ -	$ -	$ -	$ -	$ -	$ -	$ -
3696	T680001876	367.1	$ -	$ -	$ -	$ -	$ -	$ -	$ -	$ -	$ -	$ -	$ -	$ -	$ -
3697	T680001876	368.0	$ -	$ -	$ -	$ -	$ -	$ -	$ -	$ -	$ -	$ -	$ -	$ -	$ -
3698	T680001876	369.0	$ -	$ -	$ -	$ -	$ -	$ -	$ -	$ -	$ -	$ -	$ -	$ -	$ -
3699	T621001877	367.1	$ -	$ -	$ -	$ -	$ -	$ -	$ -	$ -	$ -	$ -	$ -	$ -	$ -
3700	T621001877	368.0	$ -	$ -	$ -	$ -	$ -	$ -	$ -	$ -	$ -	$ -	$ -	$ -	$ -
3701	T621001877	369.0	$ -	$ -	$ -	$ -	$ -	$ -	$ -	$ -	$ -	$ -	$ -	$ -	$ -
3702	T621001878	367.1	$ -	$ -	$ -	$ -	$ -	$ -	$ -	$ -	$ -	$ -	$ -	$ -	$ -
3703	T621001878	368.0	$ -	$ -	$ -	$ -	$ -	$ -	$ -	$ -	$ -	$ -	$ -	$ -	$ -
3704	T621001878	369.0	$ -	$ -	$ -	$ -	$ -	$ -	$ -	$ -	$ -	$ -	$ -	$ -	$ -
3705	T660001879	368.0	$ 0	$ 0	$ 0	$ 0	$ 0	$ 0	$ 0	$ 0	$ 0	$ 0	$ 0	$ 0	$ 0
3706	T660001879	369.0	$ 1	$ 1	$ 1	$ 1	$ 1	$ 1	$ 1	$ 1	$ 1	$ 1	$ 1	$ 1	$ 1
3707	601001880	391.2	$ -	$ -	$ -	$ -	$ -	$ -	$ -	$ -	$ -	$ -	$ -	$ -	$ -
3708	601001880	397.0	$ -	$ -	$ -	$ -	$ -	$ -	$ -	$ -	$ -	$ -	$ -	$ -	$ -
3709	601001880	398.0	$ -	$ -	$ -	$ -	$ -	$ -	$ -	$ -	$ -	$ -	$ -	$ -	$ -
3710	T680001881	367.1	$ -	$ -	$ -	$ -	$ -	$ -	$ -	$ -	$ -	$ -	$ -	$ -	$ -
3711	T680001881	368.0	$ -	$ -	$ -	$ -	$ -	$ -	$ -	$ -	$ -	$ -	$ -	$ -	$ -
3712	T680001881	369.0	$ -	$ -	$ -	$ -	$ -	$ -	$ -	$ -	$ -	$ -	$ -	$ -	$ -
3713	T610001882	394.0	$ -	$ -	$ -	$ -	$ -	$ -	$ -	$ -	$ -	$ -	$ -	$ -	$ -
3714	610001883	380.0	$ -	$ -	$ -	$ -	$ -	$ -	$ -	$ -	$ -	$ -	$ -	$ -	$ -
3715	610001883	380.1	$ -	$ -	$ -	$ -	$ -	$ -	$ -	$ -	$ -	$ -	$ -	$ -	$ -
3716	626001884	376.1	$ -	$ -	$ -	$ -	$ -	$ -	$ -	$ -	$ -	$ -	$ -	$ -	$ -
3717	626001884	376.2	$ -	$ -	$ -	$ -	$ -	$ -	$ -	$ -	$ -	$ -	$ -	$ -	$ -
3718	626001884	376.4	$ -	$ -	$ -	$ -	$ -	$ -	$ -	$ -	$ -	$ -	$ -	$ -	$ -
3719	626001884	380.0	$ -	$ -	$ -	$ -	$ -	$ -	$ -	$ -	$ -	$ -	$ -	$ -	$ -
3720	T610001885	367.1	$ -	$ -	$ -	$ -	$ -	$ -	$ -	$ -	$ -	$ 971	$ 1,942	$ 2,913	$ 3,884
3721	T610001885	368.0	$ -	$ -	$ -	$ -	$ -	$ -	$ -	$ -	$ -	$ 186	$ 373	$ 559	$ 745
3722	T610001885	369.0	$ -	$ -	$ -	$ -	$ -	$ -	$ -	$ -	$ -	$ 385	$ 770	$ 1,155	$ 1,540
3723	626001886	376.1	$ -	$ -	$ -	$ -	$ -	$ -	$ -	$ -	$ -	$ -	$ -	$ -	$ -
3724	626001886	376.2	$ -	$ -	$ -	$ -	$ -	$ -	$ -	$ -	$ -	$ -	$ -	$ -	$ -
3725	626001886	376.4	$ -	$ -	$ -	$ -	$ -	$ -	$ -	$ -	$ -	$ -	$ -	$ -	$ -
3726	626001886	380.0	$ -	$ -	$ -	$ -	$ -	$ -	$ -	$ -	$ -	$ -	$ -	$ -	$ -
3727	601001887	390.0	$ -	$ -	$ -	$ -	$ -	$ -	$ -	$ -	$ -	$ -	$ -	$ -	$ -
3728	T601001888	390.0	$ -	$ -	$ -	$ -	$ -	$ -	$ -	$ -	$ -	$ -	$ -	$ -	$ -
3729	T610001889	367.1	$ -	$ -	$ -	$ -	$ -	$ -	$ -	$ -	$ -	$ -	$ -	$ -	$ -

Sponsored by NMGC Witness Erik C. Buchanan

WP Plant 6 Accum Res Balances

NEW MEXICO GAS COMPANY, INC.

Accumulated Reserve Account
Base Period - 12 Months Ending March 31, 2023
Future Test Year - 12 Months Ending September 30, 2025

	A	B	AC	AD	AE	AF	AG
1							
2			Balance	Balance	Balance	Balance	Balance
3	Investment Number / Beginning Balance	FERC Account	**5/31/2025**	**6/30/2025**	**7/31/2025**	**8/31/2025**	**9/30/2025**
3684	T660001871	368.0	$ -	$ -	$ -	$ -	$ -
3685	T660001871	369.0	$ -	$ -	$ -	$ -	$ -
3686	T660001872	367.1	$ -	$ -	$ -	$ -	$ -
3687	T660001872	368.0	$ -	$ -	$ -	$ -	$ -
3688	T660001872	369.0	$ -	$ -	$ -	$ -	$ -
3689	T660001873	368.0	$ -	$ -	$ -	$ -	$ -
3690	T660001873	369.0	$ -	$ -	$ -	$ -	$ -
3691	T680001874	367.1	$ -	$ -	$ -	$ -	$ -
3692	T680001874	368.0	$ -	$ -	$ -	$ -	$ -
3693	T680001874	369.0	$ -	$ -	$ -	$ -	$ -
3694	T624001875	368.0	$ -	$ -	$ -	$ -	$ -
3695	T624001875	369.0	$ -	$ -	$ -	$ -	$ -
3696	T680001876	367.1	$ -	$ -	$ -	$ -	$ -
3697	T680001876	368.0	$ -	$ -	$ -	$ -	$ -
3698	T680001876	369.0	$ -	$ -	$ -	$ -	$ -
3699	T621001877	367.1	$ -	$ -	$ -	$ -	$ -
3700	T621001877	368.0	$ -	$ -	$ -	$ -	$ -
3701	T621001877	369.0	$ -	$ -	$ -	$ -	$ -
3702	T621001878	367.1	$ -	$ -	$ -	$ -	$ -
3703	T621001878	368.0	$ -	$ -	$ -	$ -	$ -
3704	T621001878	369.0	$ -	$ -	$ -	$ -	$ -
3705	T660001879	368.0	$ 0	$ 0	$ 0	$ 0	$ 0
3706	T660001879	369.0	$ 2	$ 2	$ 2	$ 2	$ 2
3707	601001880	391.2	$ -	$ -	$ -	$ -	$ -
3708	601001880	397.0	$ -	$ -	$ -	$ -	$ -
3709	601001880	398.0	$ -	$ -	$ -	$ -	$ -
3710	T680001881	367.1	$ -	$ -	$ 203	$ 407	$ 610
3711	T680001881	368.0	$ -	$ -	$ 39	$ 78	$ 117
3712	T680001881	369.0	$ -	$ -	$ 81	$ 161	$ 242
3713	T610001882	394.0	$ -	$ -	$ -	$ -	$ -
3714	610001883	380.0	$ -	$ -	$ -	$ -	$ -
3715	610001883	380.1	$ -	$ -	$ -	$ -	$ -
3716	626001884	376.1	$ -	$ -	$ -	$ -	$ -
3717	626001884	376.2	$ -	$ -	$ -	$ -	$ -
3718	626001884	376.4	$ -	$ -	$ -	$ -	$ -
3719	626001884	380.0	$ -	$ -	$ -	$ -	$ -
3720	T610001885	367.1	$ 4,855	$ 5,826	$ 6,797	$ 7,768	$ 8,739
3721	T610001885	368.0	$ 932	$ 1,118	$ 1,304	$ 1,491	$ 1,677
3722	T610001885	369.0	$ 1,926	$ 2,311	$ 2,696	$ 3,081	$ 3,466
3723	626001886	376.1	$ -	$ -	$ -	$ -	$ 20
3724	626001886	376.2	$ -	$ -	$ -	$ -	$ 134
3725	626001886	376.4	$ -	$ -	$ -	$ -	$ 17
3726	626001886	380.0	$ -	$ -	$ -	$ -	$ 27
3727	601001887	390.0	$ -	$ -	$ -	$ -	$ -
3728	T601001888	390.0	$ -	$ -	$ -	$ -	$ -
3729	T610001889	367.1	$ -	$ -	$ -	$ -	$ -

Sponsored by NMGC Witness Erik C. Buchanan

WP Plant 6 Accum Res Balances

NEW MEXICO GAS COMPANY, INC.

Accumulated Reserve Account
Base Period - 12 Months Ending March 31, 2023
Future Test Year - 12 Months Ending September 30, 2025

	A	B	C	D	E	F	G	H	I	J	K	L	M	N	O
1			Adjusted Base Period												
2			Balance	Balance	Balance	Balance	Balance	Balance	Balance	Balance	Balance	Balance	Balance	Balance	Balance
3	Investment Number / Beginning Balance	FERC Account	**3/31/2023**	**4/30/2023**	**5/31/2023**	**6/30/2023**	**7/31/2023**	**8/31/2023**	**9/30/2023**	**10/31/2023**	**11/30/2023**	**12/31/2023**	**1/31/2024**	**2/29/2024**	**3/31/2024**
3730	T610001889	368.0	$ -	$ -	$ -	$ -	$ -	$ -	$ -	$ -	$ -	$ -	$ -	$ -	$ -
3731	T610001889	369.0	$ -	$ -	$ -	$ -	$ -	$ -	$ -	$ -	$ -	$ -	$ -	$ -	$ -
3732	T610001890	367.1	$ -	$ -	$ -	$ -	$ -	$ -	$ -	$ -	$ -	$ -	$ -	$ -	$ -
3733	T610001890	368.0	$ -	$ -	$ -	$ -	$ -	$ -	$ -	$ -	$ -	$ -	$ -	$ -	$ -
3734	T610001890	369.0	$ -	$ -	$ -	$ -	$ -	$ -	$ -	$ -	$ -	$ -	$ -	$ -	$ -
3735	T660001891	367.1	$ -	$ -	$ -	$ -	$ -	$ -	$ -	$ -	$ -	$ -	$ -	$ -	$ -
3736	T660001891	368.0	$ -	$ -	$ -	$ -	$ -	$ -	$ -	$ -	$ -	$ -	$ -	$ -	$ -
3737	T660001891	369.0	$ -	$ -	$ -	$ -	$ -	$ -	$ -	$ -	$ -	$ -	$ -	$ -	$ -
3738	T680001892	367.1	$ -	$ -	$ -	$ -	$ -	$ -	$ -	$ -	$ -	$ -	$ -	$ -	$ -
3739	T680001892	368.0	$ -	$ -	$ -	$ -	$ -	$ -	$ -	$ -	$ -	$ -	$ -	$ -	$ -
3740	T680001892	369.0	$ -	$ -	$ -	$ -	$ -	$ -	$ -	$ -	$ -	$ -	$ -	$ -	$ -
3741	T621001893	367.1	$ -	$ -	$ -	$ -	$ -	$ -	$ -	$ -	$ -	$ -	$ -	$ -	$ -
3742	T621001893	368.0	$ -	$ -	$ -	$ -	$ -	$ -	$ -	$ -	$ -	$ -	$ -	$ -	$ -
3743	T621001893	369.0	$ -	$ -	$ -	$ -	$ -	$ -	$ -	$ -	$ -	$ -	$ -	$ -	$ -
3744	T680001894	367.1	$ -	$ -	$ -	$ -	$ -	$ -	$ -	$ -	$ -	$ -	$ -	$ -	$ -
3745	T680001894	368.0	$ -	$ -	$ -	$ -	$ -	$ -	$ -	$ -	$ -	$ -	$ -	$ -	$ -
3746	T680001894	369.0	$ -	$ -	$ -	$ -	$ -	$ -	$ -	$ -	$ -	$ -	$ -	$ -	$ -
3747	T680001895	367.1	$ -	$ -	$ -	$ -	$ -	$ -	$ -	$ -	$ -	$ -	$ -	$ -	$ -
3748	T680001895	368.0	$ -	$ -	$ -	$ -	$ -	$ -	$ -	$ -	$ -	$ -	$ -	$ -	$ -
3749	T680001895	369.0	$ -	$ -	$ -	$ -	$ -	$ -	$ -	$ -	$ -	$ -	$ -	$ -	$ -
3750	T680001896	367.1	$ -	$ -	$ -	$ -	$ -	$ -	$ -	$ -	$ -	$ -	$ -	$ -	$ -
3751	T680001896	368.0	$ -	$ -	$ -	$ -	$ -	$ -	$ -	$ -	$ -	$ -	$ -	$ -	$ -
3752	T680001896	369.0	$ -	$ -	$ -	$ -	$ -	$ -	$ -	$ -	$ -	$ -	$ -	$ -	$ -
3753	T680001897	367.1	$ -	$ -	$ -	$ -	$ -	$ -	$ -	$ -	$ -	$ -	$ -	$ -	$ -
3754	T680001897	368.0	$ -	$ -	$ -	$ -	$ -	$ -	$ -	$ -	$ -	$ -	$ -	$ -	$ -
3755	T680001897	369.0	$ -	$ -	$ -	$ -	$ -	$ -	$ -	$ -	$ -	$ -	$ -	$ -	$ -
3756	T680001898	367.1	$ -	$ -	$ -	$ -	$ -	$ -	$ -	$ -	$ -	$ -	$ -	$ -	$ -
3757	T680001898	368.0	$ -	$ -	$ -	$ -	$ -	$ -	$ -	$ -	$ -	$ -	$ -	$ -	$ -
3758	T680001898	369.0	$ -	$ -	$ -	$ -	$ -	$ -	$ -	$ -	$ -	$ -	$ -	$ -	$ -
3759	T680001899	367.1	$ -	$ -	$ -	$ -	$ -	$ -	$ -	$ -	$ -	$ -	$ -	$ -	$ -
3760	T680001899	368.0	$ -	$ -	$ -	$ -	$ -	$ -	$ -	$ -	$ -	$ -	$ -	$ -	$ -
3761	T680001899	369.0	$ -	$ -	$ -	$ -	$ -	$ -	$ -	$ -	$ -	$ -	$ -	$ -	$ -
3762	T624001900	367.1	$ -	$ -	$ -	$ -	$ -	$ -	$ -	$ -	$ -	$ -	$ -	$ -	$ -
3763	T680001901	367.1	$ -	$ -	$ -	$ -	$ -	$ -	$ -	$ -	$ -	$ -	$ -	$ -	$ -
3764	T680001901	368.0	$ -	$ -	$ -	$ -	$ -	$ -	$ -	$ -	$ -	$ -	$ -	$ -	$ -
3765	T680001901	369.0	$ -	$ -	$ -	$ -	$ -	$ -	$ -	$ -	$ -	$ -	$ -	$ -	$ -
3766	T680001902	367.1	$ -	$ -	$ -	$ -	$ -	$ -	$ -	$ -	$ -	$ -	$ -	$ -	$ -
3767	T680001902	368.0	$ -	$ -	$ -	$ -	$ -	$ -	$ -	$ -	$ -	$ -	$ -	$ -	$ -
3768	T680001902	369.0	$ -	$ -	$ -	$ -	$ -	$ -	$ -	$ -	$ -	$ -	$ -	$ -	$ -
3769	T624001903	367.1	$ -	$ -	$ -	$ -	$ -	$ -	$ -	$ -	$ -	$ -	$ -	$ -	$ -
3770	T624001903	368.0	$ -	$ -	$ -	$ -	$ -	$ -	$ -	$ -	$ -	$ -	$ -	$ -	$ -
3771	T624001903	369.0	$ -	$ -	$ -	$ -	$ -	$ -	$ -	$ -	$ -	$ -	$ -	$ -	$ -
3772	T680001904	367.1	$ -	$ -	$ -	$ -	$ -	$ -	$ -	$ -	$ -	$ -	$ -	$ -	$ -
3773	T680001904	368.0	$ -	$ -	$ -	$ -	$ -	$ -	$ -	$ -	$ -	$ -	$ -	$ -	$ -
3774	T680001904	369.0	$ -	$ -	$ -	$ -	$ -	$ -	$ -	$ -	$ -	$ -	$ -	$ -	$ -
3775	T680001905	367.1	$ -	$ -	$ -	$ -	$ -	$ -	$ -	$ -	$ -	$ -	$ -	$ -	$ -

Sponsored by NMGC Witness Erik C. Buchanan

WP Plant 6 Accum Res Balances

NEW MEXICO GAS COMPANY, INC.

Accumulated Reserve Account
Base Period - 12 Months Ending March 31, 2023
Future Test Year - 12 Months Ending September 30, 2025

	A	B	P	Q	R	S	T	U	V	W	X	Y	Z	AA	AB
1															
2			Balance	Balance	Balance	Balance	Balance	Balance	Balance	Balance	Balance	Balance	Balance	Balance	Balance
3	Investment Number / Beginning Balance	FERC Account	4/30/2024	5/31/2024	6/30/2024	7/31/2024	8/31/2024	9/30/2024	10/31/2024	11/30/2024	12/31/2024	1/31/2025	2/28/2025	3/31/2025	4/30/2025
3730	T610001889	368.0	$ -	$ -	$ -	$ -	$ -	$ -	$ -	$ -	$ -	$ -	$ -	$ -	$ -
3731	T610001889	369.0	$ -	$ -	$ -	$ -	$ -	$ -	$ -	$ -	$ -	$ -	$ -	$ -	$ -
3732	T610001890	367.1	$ -	$ -	$ -	$ -	$ -	$ -	$ -	$ -	$ -	$ -	$ -	$ -	$ -
3733	T610001890	368.0	$ -	$ -	$ -	$ -	$ -	$ -	$ -	$ -	$ -	$ -	$ -	$ -	$ -
3734	T610001890	369.0	$ -	$ -	$ -	$ -	$ -	$ -	$ -	$ -	$ -	$ -	$ -	$ -	$ -
3735	T660001891	367.1	$ -	$ -	$ -	$ -	$ -	$ -	$ -	$ -	$ -	$ -	$ -	$ -	$ -
3736	T660001891	368.0	$ -	$ -	$ -	$ -	$ -	$ -	$ -	$ -	$ -	$ -	$ -	$ -	$ -
3737	T660001891	369.0	$ -	$ -	$ -	$ -	$ -	$ -	$ -	$ -	$ -	$ -	$ -	$ -	$ -
3738	T680001892	367.1	$ -	$ -	$ -	$ -	$ -	$ -	$ -	$ -	$ -	$ -	$ -	$ -	$ -
3739	T680001892	368.0	$ -	$ -	$ -	$ -	$ -	$ -	$ -	$ -	$ -	$ -	$ -	$ -	$ -
3740	T680001892	369.0	$ -	$ -	$ -	$ -	$ -	$ -	$ -	$ -	$ -	$ -	$ -	$ -	$ -
3741	T621001893	367.1	$ -	$ -	$ -	$ -	$ -	$ -	$ -	$ -	$ -	$ -	$ -	$ -	$ -
3742	T621001893	368.0	$ -	$ -	$ -	$ -	$ -	$ -	$ -	$ -	$ -	$ -	$ -	$ -	$ -
3743	T621001893	369.0	$ -	$ -	$ -	$ -	$ -	$ -	$ -	$ -	$ -	$ -	$ -	$ -	$ -
3744	T680001894	367.1	$ -	$ -	$ -	$ -	$ -	$ -	$ -	$ -	$ -	$ -	$ -	$ -	$ -
3745	T680001894	368.0	$ -	$ -	$ -	$ -	$ -	$ -	$ -	$ -	$ -	$ -	$ -	$ -	$ -
3746	T680001894	369.0	$ -	$ -	$ -	$ -	$ -	$ -	$ -	$ -	$ -	$ -	$ -	$ -	$ -
3747	T680001895	367.1	$ -	$ -	$ -	$ -	$ -	$ -	$ -	$ -	$ -	$ -	$ -	$ -	$ -
3748	T680001895	368.0	$ -	$ -	$ -	$ -	$ -	$ -	$ -	$ -	$ -	$ -	$ -	$ -	$ -
3749	T680001895	369.0	$ -	$ -	$ -	$ -	$ -	$ -	$ -	$ -	$ -	$ -	$ -	$ -	$ -
3750	T680001896	367.1	$ -	$ -	$ -	$ -	$ -	$ -	$ -	$ -	$ -	$ -	$ -	$ -	$ -
3751	T680001896	368.0	$ -	$ -	$ -	$ -	$ -	$ -	$ -	$ -	$ -	$ -	$ -	$ -	$ -
3752	T680001896	369.0	$ -	$ -	$ -	$ -	$ -	$ -	$ -	$ -	$ -	$ -	$ -	$ -	$ -
3753	T680001897	367.1	$ -	$ -	$ -	$ -	$ -	$ -	$ -	$ -	$ -	$ -	$ -	$ -	$ -
3754	T680001897	368.0	$ -	$ -	$ -	$ -	$ -	$ -	$ -	$ -	$ -	$ -	$ -	$ -	$ -
3755	T680001897	369.0	$ -	$ -	$ -	$ -	$ -	$ -	$ -	$ -	$ -	$ -	$ -	$ -	$ -
3756	T680001898	367.1	$ -	$ -	$ -	$ -	$ -	$ -	$ -	$ -	$ -	$ -	$ -	$ -	$ -
3757	T680001898	368.0	$ -	$ -	$ -	$ -	$ -	$ -	$ -	$ -	$ -	$ -	$ -	$ -	$ -
3758	T680001898	369.0	$ -	$ -	$ -	$ -	$ -	$ -	$ -	$ -	$ -	$ -	$ -	$ -	$ -
3759	T680001899	367.1	$ -	$ -	$ -	$ -	$ -	$ -	$ -	$ -	$ -	$ -	$ -	$ -	$ -
3760	T680001899	368.0	$ -	$ -	$ -	$ -	$ -	$ -	$ -	$ -	$ -	$ -	$ -	$ -	$ -
3761	T680001899	369.0	$ -	$ -	$ -	$ -	$ -	$ -	$ -	$ -	$ -	$ -	$ -	$ -	$ -
3762	T624001900	367.1	$ -	$ -	$ -	$ -	$ -	$ -	$ -	$ -	$ -	$ -	$ -	$ -	$ -
3763	T680001901	367.1	$ -	$ -	$ -	$ -	$ -	$ -	$ -	$ -	$ -	$ -	$ -	$ -	$ -
3764	T680001901	368.0	$ -	$ -	$ -	$ -	$ -	$ -	$ -	$ -	$ -	$ -	$ -	$ -	$ -
3765	T680001901	369.0	$ -	$ -	$ -	$ -	$ -	$ -	$ -	$ -	$ -	$ -	$ -	$ -	$ -
3766	T680001902	367.1	$ -	$ -	$ -	$ -	$ -	$ -	$ -	$ -	$ -	$ -	$ -	$ -	$ -
3767	T680001902	368.0	$ -	$ -	$ -	$ -	$ -	$ -	$ -	$ -	$ -	$ -	$ -	$ -	$ -
3768	T680001902	369.0	$ -	$ -	$ -	$ -	$ -	$ -	$ -	$ -	$ -	$ -	$ -	$ -	$ -
3769	T624001903	367.1	$ -	$ -	$ -	$ -	$ -	$ -	$ -	$ -	$ -	$ -	$ -	$ -	$ -
3770	T624001903	368.0	$ -	$ -	$ -	$ -	$ -	$ -	$ -	$ -	$ -	$ -	$ -	$ -	$ -
3771	T624001903	369.0	$ -	$ -	$ -	$ -	$ -	$ -	$ -	$ -	$ -	$ -	$ -	$ -	$ -
3772	T680001904	367.1	$ -	$ -	$ -	$ -	$ -	$ -	$ -	$ -	$ -	$ -	$ -	$ -	$ -
3773	T680001904	368.0	$ -	$ -	$ -	$ -	$ -	$ -	$ -	$ -	$ -	$ -	$ -	$ -	$ -
3774	T680001904	369.0	$ -	$ -	$ -	$ -	$ -	$ -	$ -	$ -	$ -	$ -	$ -	$ -	$ -
3775	T680001905	367.1	$ -	$ -	$ -	$ -	$ -	$ -	$ -	$ -	$ -	$ -	$ -	$ -	$ -

Sponsored by NMGC Witness Erik C. Buchanan

WP Plant 6 Accum Res Balances

NEW MEXICO GAS COMPANY, INC.

Accumulated Reserve Account
Base Period - 12 Months Ending March 31, 2023
Future Test Year - 12 Months Ending September 30, 2025

	A	B	AC	AD	AE	AF	AG
1							
2			Balance	Balance	Balance	Balance	Balance
3	Investment Number / Beginning Balance	FERC Account	**5/31/2025**	**6/30/2025**	**7/31/2025**	**8/31/2025**	**9/30/2025**
3730	T610001889	368.0	$ -	$ -	$ -	$ -	$ -
3731	T610001889	369.0	$ -	$ -	$ -	$ -	$ -
3732	T610001890	367.1	$ -	$ -	$ -	$ -	$ -
3733	T610001890	368.0	$ -	$ -	$ -	$ -	$ -
3734	T610001890	369.0	$ -	$ -	$ -	$ -	$ -
3735	T660001891	367.1	$ -	$ -	$ -	$ -	$ -
3736	T660001891	368.0	$ -	$ -	$ -	$ -	$ -
3737	T660001891	369.0	$ -	$ -	$ -	$ -	$ -
3738	T680001892	367.1	$ -	$ -	$ -	$ -	$ -
3739	T680001892	368.0	$ -	$ -	$ -	$ -	$ -
3740	T680001892	369.0	$ -	$ -	$ -	$ -	$ -
3741	T621001893	367.1	$ -	$ -	$ -	$ -	$ -
3742	T621001893	368.0	$ -	$ -	$ -	$ -	$ -
3743	T621001893	369.0	$ -	$ -	$ -	$ -	$ -
3744	T680001894	367.1	$ -	$ -	$ -	$ -	$ -
3745	T680001894	368.0	$ -	$ -	$ -	$ -	$ -
3746	T680001894	369.0	$ -	$ -	$ -	$ -	$ -
3747	T680001895	367.1	$ -	$ -	$ -	$ -	$ -
3748	T680001895	368.0	$ -	$ -	$ -	$ -	$ -
3749	T680001895	369.0	$ -	$ -	$ -	$ -	$ -
3750	T680001896	367.1	$ -	$ -	$ -	$ -	$ -
3751	T680001896	368.0	$ -	$ -	$ -	$ -	$ -
3752	T680001896	369.0	$ -	$ -	$ -	$ -	$ -
3753	T680001897	367.1	$ -	$ -	$ -	$ -	$ -
3754	T680001897	368.0	$ -	$ -	$ -	$ -	$ -
3755	T680001897	369.0	$ -	$ -	$ -	$ -	$ -
3756	T680001898	367.1	$ -	$ -	$ -	$ -	$ -
3757	T680001898	368.0	$ -	$ -	$ -	$ -	$ -
3758	T680001898	369.0	$ -	$ -	$ -	$ -	$ -
3759	T680001899	367.1	$ -	$ -	$ -	$ -	$ -
3760	T680001899	368.0	$ -	$ -	$ -	$ -	$ -
3761	T680001899	369.0	$ -	$ -	$ -	$ -	$ -
3762	T624001900	367.1	$ -	$ -	$ -	$ -	$ -
3763	T680001901	367.1	$ -	$ -	$ -	$ -	$ -
3764	T680001901	368.0	$ -	$ -	$ -	$ -	$ -
3765	T680001901	369.0	$ -	$ -	$ -	$ -	$ -
3766	T680001902	367.1	$ -	$ -	$ -	$ -	$ -
3767	T680001902	368.0	$ -	$ -	$ -	$ -	$ -
3768	T680001902	369.0	$ -	$ -	$ -	$ -	$ -
3769	T624001903	367.1	$ -	$ -	$ -	$ -	$ 188
3770	T624001903	368.0	$ -	$ -	$ -	$ -	$ 36
3771	T624001903	369.0	$ -	$ -	$ -	$ -	$ 75
3772	T680001904	367.1	$ -	$ -	$ -	$ -	$ -
3773	T680001904	368.0	$ -	$ -	$ -	$ -	$ -
3774	T680001904	369.0	$ -	$ -	$ -	$ -	$ -
3775	T680001905	367.1	$ -	$ -	$ -	$ -	$ -

Sponsored by NMGC Witness Erik C. Buchanan

WP Plant 6 Accum Res Balances

NEW MEXICO GAS COMPANY, INC.

Accumulated Reserve Account
Base Period - 12 Months Ending March 31, 2023
Future Test Year - 12 Months Ending September 30, 2025

	A	B	C	D	E	F	G	H	I	J	K	L	M	N	O
1			Adjusted Base Period												
2			Balance	Balance	Balance	Balance	Balance	Balance	Balance	Balance	Balance	Balance	Balance	Balance	Balance
3	Investment Number / Beginning Balance	FERC Account	**3/31/2023**	**4/30/2023**	**5/31/2023**	**6/30/2023**	**7/31/2023**	**8/31/2023**	**9/30/2023**	**10/31/2023**	**11/30/2023**	**12/31/2023**	**1/31/2024**	**2/29/2024**	**3/31/2024**
3776	T680001905	368.0	$ -	$ -	$ -	$ -	$ -	$ -	$ -	$ -	$ -	$ -	$ -	$ -	$ -
3777	T680001905	369.0	$ -	$ -	$ -	$ -	$ -	$ -	$ -	$ -	$ -	$ -	$ -	$ -	$ -
3778	T680001906	367.1	$ -	$ -	$ -	$ -	$ -	$ -	$ -	$ -	$ -	$ -	$ -	$ -	$ -
3779	T680001906	368.0	$ -	$ -	$ -	$ -	$ -	$ -	$ -	$ -	$ -	$ -	$ -	$ -	$ -
3780	T680001906	369.0	$ -	$ -	$ -	$ -	$ -	$ -	$ -	$ -	$ -	$ -	$ -	$ -	$ -
3781	T680001907	367.1	$ -	$ -	$ -	$ -	$ -	$ -	$ -	$ -	$ -	$ -	$ -	$ -	$ -
3782	T680001907	368.0	$ -	$ -	$ -	$ -	$ -	$ -	$ -	$ -	$ -	$ -	$ -	$ -	$ -
3783	T680001907	369.0	$ -	$ -	$ -	$ -	$ -	$ -	$ -	$ -	$ -	$ -	$ -	$ -	$ -
3784	T680001908	367.1	$ -	$ -	$ -	$ -	$ -	$ -	$ -	$ -	$ -	$ -	$ -	$ -	$ -
3785	T680001908	368.0	$ -	$ -	$ -	$ -	$ -	$ -	$ -	$ -	$ -	$ -	$ -	$ -	$ -
3786	T680001908	369.0	$ -	$ -	$ -	$ -	$ -	$ -	$ -	$ -	$ -	$ -	$ -	$ -	$ -
3787	T680001909	367.1	$ -	$ -	$ -	$ -	$ -	$ -	$ -	$ -	$ -	$ -	$ -	$ -	$ -
3788	T680001909	368.0	$ -	$ -	$ -	$ -	$ -	$ -	$ -	$ -	$ -	$ -	$ -	$ -	$ -
3789	T680001909	369.0	$ -	$ -	$ -	$ -	$ -	$ -	$ -	$ -	$ -	$ -	$ -	$ -	$ -
3790	T624001910	367.1	$ -	$ -	$ -	$ -	$ -	$ -	$ -	$ -	$ -	$ -	$ -	$ -	$ -
3791	T624001910	368.0	$ -	$ -	$ -	$ -	$ -	$ -	$ -	$ -	$ -	$ -	$ -	$ -	$ -
3792	T624001910	369.0	$ -	$ -	$ -	$ -	$ -	$ -	$ -	$ -	$ -	$ -	$ -	$ -	$ -
3793	T680001911	367.1	$ -	$ -	$ -	$ -	$ -	$ -	$ -	$ -	$ -	$ -	$ -	$ -	$ -
3794	T680001911	368.0	$ -	$ -	$ -	$ -	$ -	$ -	$ -	$ -	$ -	$ -	$ -	$ -	$ -
3795	T680001911	369.0	$ -	$ -	$ -	$ -	$ -	$ -	$ -	$ -	$ -	$ -	$ -	$ -	$ -
3796	T624001912	367.1	$ -	$ -	$ -	$ -	$ -	$ -	$ -	$ -	$ -	$ -	$ -	$ -	$ -
3797	T624001912	368.0	$ -	$ -	$ -	$ -	$ -	$ -	$ -	$ -	$ -	$ -	$ -	$ -	$ -
3798	T624001912	369.0	$ -	$ -	$ -	$ -	$ -	$ -	$ -	$ -	$ -	$ -	$ -	$ -	$ -
3799	T624001913	367.1	$ -	$ -	$ -	$ -	$ -	$ -	$ -	$ -	$ -	$ -	$ -	$ -	$ -
3800	T624001913	368.0	$ -	$ -	$ -	$ -	$ -	$ -	$ -	$ -	$ -	$ -	$ -	$ -	$ -
3801	T624001913	369.0	$ -	$ -	$ -	$ -	$ -	$ -	$ -	$ -	$ -	$ -	$ -	$ -	$ -
3802	T624001914	367.1	$ -	$ -	$ -	$ -	$ -	$ -	$ -	$ -	$ -	$ -	$ -	$ -	$ -
3803	T624001914	368.0	$ -	$ -	$ -	$ -	$ -	$ -	$ -	$ -	$ -	$ -	$ -	$ -	$ -
3804	T624001914	369.0	$ -	$ -	$ -	$ -	$ -	$ -	$ -	$ -	$ -	$ -	$ -	$ -	$ -
3805	T680001916	367.1	$ -	$ -	$ -	$ -	$ -	$ -	$ -	$ -	$ -	$ -	$ -	$ -	$ -
3806	T680001916	368.0	$ -	$ -	$ -	$ -	$ -	$ -	$ -	$ -	$ -	$ -	$ -	$ -	$ -
3807	T680001916	369.0	$ -	$ -	$ -	$ -	$ -	$ -	$ -	$ -	$ -	$ -	$ -	$ -	$ -
3808	610001917	376.1	$ -	$ -	$ -	$ -	$ -	$ -	$ -	$ -	$ -	$ -	$ -	$ -	$ -
3809	610001917	376.2	$ -	$ -	$ -	$ -	$ -	$ -	$ -	$ -	$ -	$ -	$ -	$ -	$ -
3810	610001917	376.4	$ -	$ -	$ -	$ -	$ -	$ -	$ -	$ -	$ -	$ -	$ -	$ -	$ -
3811	610001917	380.0	$ -	$ -	$ -	$ -	$ -	$ -	$ -	$ -	$ -	$ -	$ -	$ -	$ -
3812	610001918	376.1	$ -	$ -	$ -	$ -	$ -	$ -	$ -	$ -	$ -	$ -	$ -	$ -	$ -
3813	610001918	376.2	$ -	$ -	$ -	$ -	$ -	$ -	$ -	$ -	$ -	$ -	$ -	$ -	$ -
3814	610001918	376.4	$ -	$ -	$ -	$ -	$ -	$ -	$ -	$ -	$ -	$ -	$ -	$ -	$ -
3815	610001918	380.0	$ -	$ -	$ -	$ -	$ -	$ -	$ -	$ -	$ -	$ -	$ -	$ -	$ -
3816	610001919	376.1	$ -	$ -	$ -	$ -	$ -	$ -	$ -	$ -	$ -	$ -	$ -	$ -	$ -
3817	610001919	376.2	$ -	$ -	$ -	$ -	$ -	$ -	$ -	$ -	$ -	$ -	$ -	$ -	$ -
3818	610001919	376.4	$ -	$ -	$ -	$ -	$ -	$ -	$ -	$ -	$ -	$ -	$ -	$ -	$ -
3819	610001919	380.0	$ -	$ -	$ -	$ -	$ -	$ -	$ -	$ -	$ -	$ -	$ -	$ -	$ -
3820	610001920	376.1	$ -	$ -	$ -	$ -	$ -	$ -	$ -	$ -	$ -	$ -	$ -	$ -	$ -
3821	610001920	376.2	$ -	$ -	$ -	$ -	$ -	$ -	$ -	$ -	$ -	$ -	$ -	$ -	$ -

Sponsored by NMGC Witness Erik C. Buchanan

WP Plant 6 Accum Res Balances

NEW MEXICO GAS COMPANY, INC.

Accumulated Reserve Account
Base Period - 12 Months Ending March 31, 2023
Future Test Year - 12 Months Ending September 30, 2025

	A	B	P	Q	R	S	T	U	V	W	X	Y	Z	AA	AB
1															
2			Balance	Balance	Balance	Balance	Balance	Balance	Balance	Balance	Balance	Balance	Balance	Balance	Balance
3	Investment Number / Beginning Balance	FERC Account	4/30/2024	5/31/2024	6/30/2024	7/31/2024	8/31/2024	9/30/2024	10/31/2024	11/30/2024	12/31/2024	1/31/2025	2/28/2025	3/31/2025	4/30/2025
3776	T680001905	368.0	$ -	$ -	$ -	$ -	$ -	$ -	$ -	$ -	$ -	$ -	$ -	$ -	$ -
3777	T680001905	369.0	$ -	$ -	$ -	$ -	$ -	$ -	$ -	$ -	$ -	$ -	$ -	$ -	$ -
3778	T680001906	367.1	$ -	$ -	$ -	$ -	$ -	$ -	$ -	$ -	$ -	$ -	$ -	$ -	$ -
3779	T680001906	368.0	$ -	$ -	$ -	$ -	$ -	$ -	$ -	$ -	$ -	$ -	$ -	$ -	$ -
3780	T680001906	369.0	$ -	$ -	$ -	$ -	$ -	$ -	$ -	$ -	$ -	$ -	$ -	$ -	$ -
3781	T680001907	367.1	$ -	$ -	$ -	$ -	$ -	$ -	$ -	$ -	$ -	$ -	$ -	$ -	$ -
3782	T680001907	368.0	$ -	$ -	$ -	$ -	$ -	$ -	$ -	$ -	$ -	$ -	$ -	$ -	$ -
3783	T680001907	369.0	$ -	$ -	$ -	$ -	$ -	$ -	$ -	$ -	$ -	$ -	$ -	$ -	$ -
3784	T680001908	367.1	$ -	$ -	$ -	$ -	$ -	$ -	$ -	$ -	$ -	$ -	$ -	$ -	$ -
3785	T680001908	368.0	$ -	$ -	$ -	$ -	$ -	$ -	$ -	$ -	$ -	$ -	$ -	$ -	$ -
3786	T680001908	369.0	$ -	$ -	$ -	$ -	$ -	$ -	$ -	$ -	$ -	$ -	$ -	$ -	$ -
3787	T680001909	367.1	$ -	$ -	$ -	$ -	$ -	$ -	$ -	$ -	$ -	$ -	$ -	$ -	$ -
3788	T680001909	368.0	$ -	$ -	$ -	$ -	$ -	$ -	$ -	$ -	$ -	$ -	$ -	$ -	$ -
3789	T680001909	369.0	$ -	$ -	$ -	$ -	$ -	$ -	$ -	$ -	$ -	$ -	$ -	$ -	$ -
3790	T624001910	367.1	$ -	$ -	$ -	$ -	$ -	$ -	$ -	$ -	$ -	$ -	$ -	$ -	$ -
3791	T624001910	368.0	$ -	$ -	$ -	$ -	$ -	$ -	$ -	$ -	$ -	$ -	$ -	$ -	$ -
3792	T624001910	369.0	$ -	$ -	$ -	$ -	$ -	$ -	$ -	$ -	$ -	$ -	$ -	$ -	$ -
3793	T680001911	367.1	$ -	$ -	$ -	$ -	$ -	$ -	$ -	$ -	$ -	$ -	$ -	$ -	$ -
3794	T680001911	368.0	$ -	$ -	$ -	$ -	$ -	$ -	$ -	$ -	$ -	$ -	$ -	$ -	$ -
3795	T680001911	369.0	$ -	$ -	$ -	$ -	$ -	$ -	$ -	$ -	$ -	$ -	$ -	$ -	$ -
3796	T624001912	367.1	$ -	$ -	$ -	$ -	$ -	$ -	$ 315	$ 630	$ 944	$ 1,259	$ 1,574	$ 1,889	$ 2,203
3797	T624001912	368.0	$ -	$ -	$ -	$ -	$ -	$ -	$ 60	$ 121	$ 181	$ 242	$ 302	$ 362	$ 423
3798	T624001912	369.0	$ -	$ -	$ -	$ -	$ -	$ -	$ 125	$ 250	$ 375	$ 499	$ 624	$ 749	$ 874
3799	T624001913	367.1	$ -	$ -	$ -	$ -	$ -	$ -	$ -	$ -	$ -	$ -	$ -	$ -	$ -
3800	T624001913	368.0	$ -	$ -	$ -	$ -	$ -	$ -	$ -	$ -	$ -	$ -	$ -	$ -	$ -
3801	T624001913	369.0	$ -	$ -	$ -	$ -	$ -	$ -	$ -	$ -	$ -	$ -	$ -	$ -	$ -
3802	T624001914	367.1	$ -	$ -	$ -	$ -	$ -	$ -	$ -	$ -	$ -	$ -	$ -	$ -	$ -
3803	T624001914	368.0	$ -	$ -	$ -	$ -	$ -	$ -	$ -	$ -	$ -	$ -	$ -	$ -	$ -
3804	T624001914	369.0	$ -	$ -	$ -	$ -	$ -	$ -	$ -	$ -	$ -	$ -	$ -	$ -	$ -
3805	T680001916	367.1	$ -	$ -	$ -	$ -	$ -	$ -	$ -	$ -	$ -	$ -	$ -	$ -	$ -
3806	T680001916	368.0	$ -	$ -	$ -	$ -	$ -	$ -	$ -	$ -	$ -	$ -	$ -	$ -	$ -
3807	T680001916	369.0	$ -	$ -	$ -	$ -	$ -	$ -	$ -	$ -	$ -	$ -	$ -	$ -	$ -
3808	610001917	376.1	$ -	$ -	$ -	$ -	$ -	$ -	$ -	$ -	$ -	$ -	$ -	$ -	$ -
3809	610001917	376.2	$ -	$ -	$ -	$ -	$ -	$ -	$ -	$ -	$ -	$ -	$ -	$ -	$ -
3810	610001917	376.4	$ -	$ -	$ -	$ -	$ -	$ -	$ -	$ -	$ -	$ -	$ -	$ -	$ -
3811	610001917	380.0	$ -	$ -	$ -	$ -	$ -	$ -	$ -	$ -	$ -	$ -	$ -	$ -	$ -
3812	610001918	376.1	$ -	$ -	$ -	$ -	$ -	$ -	$ -	$ -	$ -	$ -	$ -	$ -	$ -
3813	610001918	376.2	$ -	$ -	$ -	$ -	$ -	$ -	$ -	$ -	$ -	$ -	$ -	$ -	$ -
3814	610001918	376.4	$ -	$ -	$ -	$ -	$ -	$ -	$ -	$ -	$ -	$ -	$ -	$ -	$ -
3815	610001918	380.0	$ -	$ -	$ -	$ -	$ -	$ -	$ -	$ -	$ -	$ -	$ -	$ -	$ -
3816	610001919	376.1	$ -	$ -	$ -	$ 95	$ 191	$ 286	$ 479	$ 673	$ 866	$ 1,152	$ 1,438	$ 1,724	$ 2,010
3817	610001919	376.2	$ -	$ -	$ -	$ 642	$ 1,284	$ 1,926	$ 3,228	$ 4,529	$ 5,831	$ 7,757	$ 9,683	$ 11,609	$ 13,535
3818	610001919	376.4	$ -	$ -	$ -	$ 81	$ 163	$ 244	$ 409	$ 574	$ 740	$ 984	$ 1,228	$ 1,472	$ 1,717
3819	610001919	380.0	$ -	$ -	$ -	$ 131	$ 262	$ 393	$ 658	$ 924	$ 1,189	$ 1,582	$ 1,975	$ 2,368	$ 2,761
3820	610001920	376.1	$ -	$ -	$ -	$ -	$ -	$ -	$ -	$ -	$ -	$ -	$ -	$ -	$ -
3821	610001920	376.2	$ -	$ -	$ -	$ -	$ -	$ -	$ -	$ -	$ -	$ -	$ -	$ -	$ -

Sponsored by NMGC Witness Erik C. Buchanan

WP Plant 6 Accum Res Balances

NEW MEXICO GAS COMPANY, INC.

Accumulated Reserve Account
Base Period - 12 Months Ending March 31, 2023
Future Test Year - 12 Months Ending September 30, 2025

	A	B	AC	AD	AE	AF	AG
1							
2			Balance	Balance	Balance	Balance	Balance
3	Investment Number / Beginning Balance	FERC Account	**5/31/2025**	**6/30/2025**	**7/31/2025**	**8/31/2025**	**9/30/2025**
3776	T680001905	368.0	$ -	$ -	$ -	$ -	$ -
3777	T680001905	369.0	$ -	$ -	$ -	$ -	$ -
3778	T680001906	367.1	$ -	$ -	$ -	$ -	$ -
3779	T680001906	368.0	$ -	$ -	$ -	$ -	$ -
3780	T680001906	369.0	$ -	$ -	$ -	$ -	$ -
3781	T680001907	367.1	$ -	$ -	$ -	$ -	$ -
3782	T680001907	368.0	$ -	$ -	$ -	$ -	$ -
3783	T680001907	369.0	$ -	$ -	$ -	$ -	$ -
3784	T680001908	367.1	$ -	$ -	$ -	$ -	$ -
3785	T680001908	368.0	$ -	$ -	$ -	$ -	$ -
3786	T680001908	369.0	$ -	$ -	$ -	$ -	$ -
3787	T680001909	367.1	$ -	$ -	$ -	$ -	$ -
3788	T680001909	368.0	$ -	$ -	$ -	$ -	$ -
3789	T680001909	369.0	$ -	$ -	$ -	$ -	$ -
3790	T624001910	367.1	$ -	$ -	$ -	$ -	$ 264
3791	T624001910	368.0	$ -	$ -	$ -	$ -	$ 51
3792	T624001910	369.0	$ -	$ -	$ -	$ -	$ 105
3793	T680001911	367.1	$ -	$ -	$ -	$ -	$ -
3794	T680001911	368.0	$ -	$ -	$ -	$ -	$ -
3795	T680001911	369.0	$ -	$ -	$ -	$ -	$ -
3796	T624001912	367.1	$ 2,518	$ 2,833	$ 3,148	$ 3,463	$ 3,777
3797	T624001912	368.0	$ 483	$ 544	$ 604	$ 665	$ 725
3798	T624001912	369.0	$ 999	$ 1,124	$ 1,248	$ 1,373	$ 1,498
3799	T624001913	367.1	$ -	$ -	$ -	$ -	$ -
3800	T624001913	368.0	$ -	$ -	$ -	$ -	$ -
3801	T624001913	369.0	$ -	$ -	$ -	$ -	$ -
3802	T624001914	367.1	$ -	$ -	$ -	$ -	$ -
3803	T624001914	368.0	$ -	$ -	$ -	$ -	$ -
3804	T624001914	369.0	$ -	$ -	$ -	$ -	$ -
3805	T680001916	367.1	$ -	$ -	$ -	$ -	$ -
3806	T680001916	368.0	$ -	$ -	$ -	$ -	$ -
3807	T680001916	369.0	$ -	$ -	$ -	$ -	$ -
3808	610001917	376.1	$ -	$ -	$ -	$ -	$ -
3809	610001917	376.2	$ -	$ -	$ -	$ -	$ -
3810	610001917	376.4	$ -	$ -	$ -	$ -	$ -
3811	610001917	380.0	$ -	$ -	$ -	$ -	$ -
3812	610001918	376.1	$ -	$ -	$ 66	$ 132	$ 198
3813	610001918	376.2	$ -	$ -	$ 445	$ 889	$ 1,334
3814	610001918	376.4	$ -	$ -	$ 56	$ 113	$ 169
3815	610001918	380.0	$ -	$ -	$ 91	$ 181	$ 272
3816	610001919	376.1	$ 2,297	$ 2,583	$ 2,869	$ 3,155	$ 3,441
3817	610001919	376.2	$ 15,461	$ 17,387	$ 19,312	$ 21,238	$ 23,164
3818	610001919	376.4	$ 1,961	$ 2,205	$ 2,449	$ 2,694	$ 2,938
3819	610001919	380.0	$ 3,154	$ 3,546	$ 3,939	$ 4,332	$ 4,725
3820	610001920	376.1	$ -	$ -	$ 67	$ 133	$ 200
3821	610001920	376.2	$ -	$ -	$ 448	$ 897	$ 1,345

Sponsored by NMGC Witness Erik C. Buchanan

NEW MEXICO GAS COMPANY, INC.

Accumulated Reserve Account
Base Period - 12 Months Ending March 31, 2023
Future Test Year - 12 Months Ending September 30, 2025

	A	B	C	D	E	F	G	H	I	J	K	L	M	N	O
1			Adjusted Base Period												
2			Balance	Balance	Balance	Balance	Balance	Balance	Balance	Balance	Balance	Balance	Balance	Balance	Balance
3	Investment Number / Beginning Balance	FERC Account	**3/31/2023**	**4/30/2023**	**5/31/2023**	**6/30/2023**	**7/31/2023**	**8/31/2023**	**9/30/2023**	**10/31/2023**	**11/30/2023**	**12/31/2023**	**1/31/2024**	**2/29/2024**	**3/31/2024**
3822	610001920	376.4	$ -	$ -	$ -	$ -	$ -	$ -	$ -	$ -	$ -	$ -	$ -	$ -	$ -
3823	610001920	380.0	$ -	$ -	$ -	$ -	$ -	$ -	$ -	$ -	$ -	$ -	$ -	$ -	$ -
3824	610001921	376.1	$ -	$ -	$ -	$ -	$ -	$ -	$ -	$ -	$ -	$ -	$ -	$ -	$ -
3825	610001921	376.2	$ -	$ -	$ -	$ -	$ -	$ -	$ -	$ -	$ -	$ -	$ -	$ -	$ -
3826	610001921	376.4	$ -	$ -	$ -	$ -	$ -	$ -	$ -	$ -	$ -	$ -	$ -	$ -	$ -
3827	610001921	380.0	$ -	$ -	$ -	$ -	$ -	$ -	$ -	$ -	$ -	$ -	$ -	$ -	$ -
3828	601001922	391.2	$ -	$ -	$ -	$ -	$ -	$ -	$ -	$ -	$ -	$ -	$ -	$ -	$ -
3829	601001922	397.0	$ -	$ -	$ -	$ -	$ -	$ -	$ -	$ -	$ -	$ -	$ -	$ -	$ -
3830	601001922	398.0	$ -	$ -	$ -	$ -	$ -	$ -	$ -	$ -	$ -	$ -	$ -	$ -	$ -
3831	T624001923	367.1	$ -	$ -	$ -	$ -	$ -	$ -	$ -	$ -	$ -	$ -	$ -	$ -	$ -
3832	T624001923	368.0	$ -	$ -	$ -	$ -	$ -	$ -	$ -	$ -	$ -	$ -	$ -	$ -	$ -
3833	T624001923	369.0	$ -	$ -	$ -	$ -	$ -	$ -	$ -	$ -	$ -	$ -	$ -	$ -	$ -
3834	T610001924	368.0	$ -	$ -	$ -	$ -	$ -	$ -	$ -	$ -	$ -	$ -	$ -	$ -	$ -
3835	T610001924	369.0	$ -	$ -	$ -	$ -	$ -	$ -	$ -	$ -	$ -	$ -	$ -	$ -	$ -
3836	T680001925	369.0	$ -	$ -	$ -	$ -	$ -	$ -	$ -	$ -	$ -	$ -	$ -	$ -	$ -
3837	T680001926	367.1	$ -	$ -	$ -	$ -	$ -	$ -	$ -	$ -	$ -	$ -	$ -	$ -	$ -
3838	T624001927	369.0	$ -	$ -	$ -	$ -	$ -	$ -	$ -	$ -	$ -	$ -	$ -	$ -	$ -
3839	T610001928	369.0	$ -	$ -	$ -	$ -	$ -	$ -	$ -	$ -	$ -	$ -	$ -	$ -	$ -
3840	T621001929	369.0	$ -	$ -	$ -	$ -	$ -	$ -	$ -	$ -	$ -	$ -	$ -	$ -	$ -
3841	T610001930	369.0	$ -	$ -	$ -	$ -	$ -	$ -	$ -	$ -	$ -	$ -	$ -	$ -	$ -
3842	T621001931	369.0	$ -	$ -	$ -	$ -	$ -	$ -	$ -	$ -	$ -	$ -	$ -	$ -	$ -
3843	T660001932	369.0	$ -	$ -	$ -	$ -	$ -	$ -	$ -	$ -	$ -	$ -	$ -	$ -	$ -
3844	601001933	376.1	$ -	$ -	$ -	$ -	$ -	$ -	$ -	$ -	$ -	$ -	$ -	$ -	$ -
3845	601001933	376.2	$ -	$ -	$ -	$ -	$ -	$ -	$ -	$ -	$ -	$ -	$ -	$ -	$ -
3846	601001933	376.4	$ -	$ -	$ -	$ -	$ -	$ -	$ -	$ -	$ -	$ -	$ -	$ -	$ -
3847	601001933	380.0	$ -	$ -	$ -	$ -	$ -	$ -	$ -	$ -	$ -	$ -	$ -	$ -	$ -
3848	T621001934	369.0	$ -	$ -	$ -	$ -	$ -	$ -	$ -	$ -	$ -	$ -	$ -	$ -	$ -
3849	611001935	376.1	$ -	$ -	$ -	$ -	$ -	$ -	$ -	$ -	$ -	$ -	$ -	$ -	$ -
3850	611001935	376.2	$ -	$ -	$ -	$ -	$ -	$ -	$ -	$ -	$ -	$ -	$ -	$ -	$ -
3851	611001935	376.4	$ -	$ -	$ -	$ -	$ -	$ -	$ -	$ -	$ -	$ -	$ -	$ -	$ -
3852	611001935	380.0	$ -	$ -	$ -	$ -	$ -	$ -	$ -	$ -	$ -	$ -	$ -	$ -	$ -
3853	680001936	376.1	$ -	$ -	$ -	$ -	$ -	$ -	$ -	$ -	$ -	$ -	$ -	$ -	$ -
3854	680001936	376.2	$ -	$ -	$ -	$ -	$ -	$ -	$ -	$ -	$ -	$ -	$ -	$ -	$ -
3855	680001936	376.4	$ -	$ -	$ -	$ -	$ -	$ -	$ -	$ -	$ -	$ -	$ -	$ -	$ -
3856	680001936	380.0	$ -	$ -	$ -	$ -	$ -	$ -	$ -	$ -	$ -	$ -	$ -	$ -	$ -
3857	T680001937	367.1	$ -	$ -	$ -	$ -	$ -	$ -	$ -	$ -	$ -	$ -	$ -	$ -	$ -
3858	T680001937	368.0	$ -	$ -	$ -	$ -	$ -	$ -	$ -	$ -	$ -	$ -	$ -	$ -	$ -
3859	T680001937	369.0	$ -	$ -	$ -	$ -	$ -	$ -	$ -	$ -	$ -	$ -	$ -	$ -	$ -
3860	633001938	376.1	$ -	$ -	$ -	$ -	$ -	$ -	$ -	$ -	$ -	$ -	$ -	$ -	$ -
3861	633001938	376.2	$ -	$ -	$ -	$ -	$ -	$ -	$ -	$ -	$ -	$ -	$ -	$ -	$ -
3862	633001938	376.4	$ -	$ -	$ -	$ -	$ -	$ -	$ -	$ -	$ -	$ -	$ -	$ -	$ -
3863	633001938	380.0	$ -	$ -	$ -	$ -	$ -	$ -	$ -	$ -	$ -	$ -	$ -	$ -	$ -
3864	684001939	376.1	$ -	$ -	$ -	$ -	$ -	$ -	$ -	$ -	$ -	$ -	$ -	$ -	$ -
3865	684001939	376.2	$ -	$ -	$ -	$ -	$ -	$ -	$ -	$ -	$ -	$ -	$ -	$ -	$ -
3866	684001939	376.4	$ -	$ -	$ -	$ -	$ -	$ -	$ -	$ -	$ -	$ -	$ -	$ -	$ -
3867	684001939	380.0	$ -	$ -	$ -	$ -	$ -	$ -	$ -	$ -	$ -	$ -	$ -	$ -	$ -

Sponsored by NMGC Witness Erik C. Buchanan

WP Plant 6 Accum Res Balances

NEW MEXICO GAS COMPANY, INC.

Accumulated Reserve Account
Base Period - 12 Months Ending March 31, 2023
Future Test Year - 12 Months Ending September 30, 2025

	A	B	P	Q	R	S	T	U	V	W	X	Y	Z	AA	AB
1															
2			Balance	Balance	Balance	Balance	Balance	Balance	Balance	Balance	Balance	Balance	Balance	Balance	Balance
3	Investment Number / Beginning Balance	FERC Account	4/30/2024	5/31/2024	6/30/2024	7/31/2024	8/31/2024	9/30/2024	10/31/2024	11/30/2024	12/31/2024	1/31/2025	2/28/2025	3/31/2025	4/30/2025
3822	610001920	376.4	$ -	$ -	$ -	$ -	$ -	$ -	$ -	$ -	$ -	$ -	$ -	$ -	$ -
3823	610001920	380.0	$ -	$ -	$ -	$ -	$ -	$ -	$ -	$ -	$ -	$ -	$ -	$ -	$ -
3824	610001921	376.1	$ -	$ -	$ -	$ -	$ -	$ -	$ -	$ -	$ -	$ -	$ -	$ -	$ -
3825	610001921	376.2	$ -	$ -	$ -	$ -	$ -	$ -	$ -	$ -	$ -	$ -	$ -	$ -	$ -
3826	610001921	376.4	$ -	$ -	$ -	$ -	$ -	$ -	$ -	$ -	$ -	$ -	$ -	$ -	$ -
3827	610001921	380.0	$ -	$ -	$ -	$ -	$ -	$ -	$ -	$ -	$ -	$ -	$ -	$ -	$ -
3828	601001922	391.2	$ -	$ -	$ -	$ -	$ -	$ -	$ -	$ -	$ -	$ -	$ -	$ -	$ -
3829	601001922	397.0	$ -	$ -	$ -	$ -	$ -	$ -	$ -	$ -	$ -	$ -	$ -	$ -	$ -
3830	601001922	398.0	$ -	$ -	$ -	$ -	$ -	$ -	$ -	$ -	$ -	$ -	$ -	$ -	$ -
3831	T624001923	367.1	$ -	$ -	$ -	$ -	$ -	$ -	$ -	$ -	$ -	$ -	$ -	$ -	$ -
3832	T624001923	368.0	$ -	$ -	$ -	$ -	$ -	$ -	$ -	$ -	$ -	$ -	$ -	$ -	$ -
3833	T624001923	369.0	$ -	$ -	$ -	$ -	$ -	$ -	$ -	$ -	$ -	$ -	$ -	$ -	$ -
3834	T610001924	368.0	$ -	$ -	$ -	$ -	$ -	$ -	$ -	$ -	$ -	$ -	$ -	$ -	$ -
3835	T610001924	369.0	$ -	$ -	$ -	$ -	$ -	$ -	$ -	$ -	$ -	$ -	$ -	$ -	$ -
3836	T680001925	369.0	$ -	$ -	$ -	$ -	$ -	$ -	$ -	$ -	$ -	$ -	$ -	$ -	$ -
3837	T680001926	367.1	$ -	$ -	$ -	$ -	$ -	$ -	$ -	$ -	$ -	$ -	$ -	$ -	$ -
3838	T624001927	369.0	$ -	$ -	$ -	$ -	$ -	$ -	$ -	$ -	$ -	$ -	$ -	$ -	$ -
3839	T610001928	369.0	$ -	$ -	$ -	$ -	$ -	$ -	$ -	$ -	$ -	$ -	$ -	$ -	$ -
3840	T621001929	369.0	$ -	$ -	$ -	$ -	$ -	$ -	$ -	$ -	$ -	$ -	$ -	$ -	$ -
3841	T610001930	369.0	$ -	$ -	$ -	$ -	$ -	$ -	$ -	$ -	$ -	$ -	$ -	$ -	$ -
3842	T621001931	369.0	$ -	$ -	$ -	$ -	$ -	$ -	$ -	$ -	$ -	$ -	$ -	$ -	$ -
3843	T660001932	369.0	$ -	$ -	$ -	$ -	$ -	$ -	$ -	$ -	$ -	$ -	$ -	$ -	$ -
3844	601001933	376.1	$ -	$ -	$ -	$ -	$ -	$ -	$ -	$ -	$ -	$ -	$ -	$ -	$ -
3845	601001933	376.2	$ -	$ -	$ -	$ -	$ -	$ -	$ -	$ -	$ -	$ -	$ -	$ -	$ -
3846	601001933	376.4	$ -	$ -	$ -	$ -	$ -	$ -	$ -	$ -	$ -	$ -	$ -	$ -	$ -
3847	601001933	380.0	$ -	$ -	$ -	$ -	$ -	$ -	$ -	$ -	$ -	$ -	$ -	$ -	$ -
3848	T621001934	369.0	$ -	$ -	$ -	$ -	$ -	$ -	$ -	$ -	$ -	$ -	$ -	$ -	$ -
3849	611001935	376.1	$ -	$ -	$ -	$ -	$ -	$ -	$ -	$ -	$ -	$ -	$ -	$ -	$ -
3850	611001935	376.2	$ -	$ -	$ -	$ -	$ -	$ -	$ -	$ -	$ -	$ -	$ -	$ -	$ -
3851	611001935	376.4	$ -	$ -	$ -	$ -	$ -	$ -	$ -	$ -	$ -	$ -	$ -	$ -	$ -
3852	611001935	380.0	$ -	$ -	$ -	$ -	$ -	$ -	$ -	$ -	$ -	$ -	$ -	$ -	$ -
3853	680001936	376.1	$ -	$ -	$ -	$ -	$ -	$ -	$ -	$ -	$ -	$ -	$ -	$ -	$ -
3854	680001936	376.2	$ -	$ -	$ -	$ -	$ -	$ -	$ -	$ -	$ -	$ -	$ -	$ -	$ -
3855	680001936	376.4	$ -	$ -	$ -	$ -	$ -	$ -	$ -	$ -	$ -	$ -	$ -	$ -	$ -
3856	680001936	380.0	$ -	$ -	$ -	$ -	$ -	$ -	$ -	$ -	$ -	$ -	$ -	$ -	$ -
3857	T680001937	367.1	$ -	$ -	$ -	$ -	$ -	$ -	$ -	$ -	$ -	$ -	$ -	$ -	$ -
3858	T680001937	368.0	$ -	$ -	$ -	$ -	$ -	$ -	$ -	$ -	$ -	$ -	$ -	$ -	$ -
3859	T680001937	369.0	$ -	$ -	$ -	$ -	$ -	$ -	$ -	$ -	$ -	$ -	$ -	$ -	$ -
3860	633001938	376.1	$ -	$ -	$ -	$ -	$ -	$ -	$ -	$ -	$ -	$ -	$ -	$ -	$ -
3861	633001938	376.2	$ -	$ -	$ -	$ -	$ -	$ -	$ -	$ -	$ -	$ -	$ -	$ -	$ -
3862	633001938	376.4	$ -	$ -	$ -	$ -	$ -	$ -	$ -	$ -	$ -	$ -	$ -	$ -	$ -
3863	633001938	380.0	$ -	$ -	$ -	$ -	$ -	$ -	$ -	$ -	$ -	$ -	$ -	$ -	$ -
3864	684001939	376.1	$ -	$ -	$ -	$ -	$ -	$ -	$ -	$ -	$ -	$ -	$ -	$ -	$ -
3865	684001939	376.2	$ -	$ -	$ -	$ -	$ -	$ -	$ -	$ -	$ -	$ -	$ -	$ -	$ -
3866	684001939	376.4	$ -	$ -	$ -	$ -	$ -	$ -	$ -	$ -	$ -	$ -	$ -	$ -	$ -
3867	684001939	380.0	$ -	$ -	$ -	$ -	$ -	$ -	$ -	$ -	$ -	$ -	$ -	$ -	$ -

Sponsored by NMGC Witness Erik C. Buchanan

WP Plant 6 Accum Res Balances

NEW MEXICO GAS COMPANY, INC.

Accumulated Reserve Account
Base Period - 12 Months Ending March 31, 2023
Future Test Year - 12 Months Ending September 30, 2025

	A	B	AC	AD	AE	AF	AG
1							
2			Balance	Balance	Balance	Balance	Balance
3	Investment Number / Beginning Balance	FERC Account	**5/31/2025**	**6/30/2025**	**7/31/2025**	**8/31/2025**	**9/30/2025**
3822	610001920	376.4	$ -	$ -	$ 57	$ 114	$ 171
3823	610001920	380.0	$ -	$ -	$ 91	$ 183	$ 274
3824	610001921	376.1	$ -	$ -	$ -	$ -	$ -
3825	610001921	376.2	$ -	$ -	$ -	$ -	$ -
3826	610001921	376.4	$ -	$ -	$ -	$ -	$ -
3827	610001921	380.0	$ -	$ -	$ -	$ -	$ -
3828	601001922	391.2	$ -	$ -	$ -	$ -	$ -
3829	601001922	397.0	$ -	$ -	$ -	$ -	$ -
3830	601001922	398.0	$ -	$ -	$ -	$ -	$ -
3831	T624001923	367.1	$ -	$ -	$ -	$ -	$ -
3832	T624001923	368.0	$ -	$ -	$ -	$ -	$ -
3833	T624001923	369.0	$ -	$ -	$ -	$ -	$ -
3834	T610001924	368.0	$ -	$ -	$ -	$ -	$ -
3835	T610001924	369.0	$ -	$ -	$ -	$ -	$ -
3836	T680001925	369.0	$ -	$ -	$ -	$ -	$ -
3837	T680001926	367.1	$ -	$ -	$ -	$ -	$ -
3838	T624001927	369.0	$ -	$ -	$ -	$ -	$ -
3839	T610001928	369.0	$ -	$ -	$ -	$ -	$ -
3840	T621001929	369.0	$ -	$ -	$ -	$ -	$ -
3841	T610001930	369.0	$ -	$ -	$ -	$ -	$ -
3842	T621001931	369.0	$ -	$ -	$ -	$ -	$ -
3843	T660001932	369.0	$ -	$ -	$ -	$ -	$ -
3844	601001933	376.1	$ -	$ -	$ -	$ 7	$ 14
3845	601001933	376.2	$ -	$ -	$ -	$ 48	$ 97
3846	601001933	376.4	$ -	$ -	$ -	$ 6	$ 12
3847	601001933	380.0	$ -	$ -	$ -	$ 10	$ 20
3848	T621001934	369.0	$ -	$ -	$ -	$ -	$ -
3849	611001935	376.1	$ -	$ -	$ -	$ -	$ -
3850	611001935	376.2	$ -	$ -	$ -	$ -	$ -
3851	611001935	376.4	$ -	$ -	$ -	$ -	$ -
3852	611001935	380.0	$ -	$ -	$ -	$ -	$ -
3853	680001936	376.1	$ -	$ 5	$ 10	$ 15	$ 21
3854	680001936	376.2	$ -	$ 35	$ 69	$ 104	$ 139
3855	680001936	376.4	$ -	$ 4	$ 9	$ 13	$ 18
3856	680001936	380.0	$ -	$ 7	$ 14	$ 21	$ 28
3857	T680001937	367.1	$ -	$ -	$ -	$ -	$ -
3858	T680001937	368.0	$ -	$ -	$ -	$ -	$ -
3859	T680001937	369.0	$ -	$ -	$ -	$ -	$ -
3860	633001938	376.1	$ -	$ 3	$ 6	$ 9	$ 12
3861	633001938	376.2	$ -	$ 20	$ 40	$ 60	$ 80
3862	633001938	376.4	$ -	$ 3	$ 5	$ 8	$ 10
3863	633001938	380.0	$ -	$ 4	$ 8	$ 12	$ 16
3864	684001939	376.1	$ -	$ 7	$ 13	$ 20	$ 27
3865	684001939	376.2	$ -	$ 45	$ 89	$ 134	$ 179
3866	684001939	376.4	$ -	$ 6	$ 11	$ 17	$ 23
3867	684001939	380.0	$ -	$ 9	$ 18	$ 27	$ 36

Sponsored by NMGC Witness Erik C. Buchanan

WP Plant 6 Accum Res Balances

NEW MEXICO GAS COMPANY, INC.

Accumulated Reserve Account
Base Period - 12 Months Ending March 31, 2023
Future Test Year - 12 Months Ending September 30, 2025

	A	B	C	D	E	F	G	H	I	J	K	L	M	N	O
1			Adjusted Base Period												
2			Balance	Balance	Balance	Balance	Balance	Balance	Balance	Balance	Balance	Balance	Balance	Balance	Balance
3	Investment Number / Beginning Balance	FERC Account	**3/31/2023**	**4/30/2023**	**5/31/2023**	**6/30/2023**	**7/31/2023**	**8/31/2023**	**9/30/2023**	**10/31/2023**	**11/30/2023**	**12/31/2023**	**1/31/2024**	**2/29/2024**	**3/31/2024**
3868	634001940	376.1	$ -	$ -	$ -	$ -	$ -	$ -	$ -	$ -	$ -	$ -	$ -	$ -	$ -
3869	634001940	376.2	$ -	$ -	$ -	$ -	$ -	$ -	$ -	$ -	$ -	$ -	$ -	$ -	$ -
3870	634001940	376.4	$ -	$ -	$ -	$ -	$ -	$ -	$ -	$ -	$ -	$ -	$ -	$ -	$ -
3871	634001940	380.0	$ -	$ -	$ -	$ -	$ -	$ -	$ -	$ -	$ -	$ -	$ -	$ -	$ -
3872	610001941	376.1	$ -	$ -	$ -	$ -	$ -	$ -	$ -	$ -	$ -	$ -	$ -	$ -	$ -
3873	610001941	376.2	$ -	$ -	$ -	$ -	$ -	$ -	$ -	$ -	$ -	$ -	$ -	$ -	$ -
3874	610001941	376.4	$ -	$ -	$ -	$ -	$ -	$ -	$ -	$ -	$ -	$ -	$ -	$ -	$ -
3875	610001941	380.0	$ -	$ -	$ -	$ -	$ -	$ -	$ -	$ -	$ -	$ -	$ -	$ -	$ -
3876	T680001942	367.1	$ -	$ -	$ -	$ -	$ -	$ -	$ -	$ -	$ -	$ -	$ -	$ -	$ -
3877	T680001942	368.0	$ -	$ -	$ -	$ -	$ -	$ -	$ -	$ -	$ -	$ -	$ -	$ -	$ -
3878	T680001942	369.0	$ -	$ -	$ -	$ -	$ -	$ -	$ -	$ -	$ -	$ -	$ -	$ -	$ -
3879	633001943	378.0	$ -	$ -	$ -	$ -	$ -	$ -	$ -	$ -	$ -	$ -	$ -	$ -	$ -
3880	633001943	385.0	$ -	$ -	$ -	$ -	$ -	$ -	$ -	$ -	$ -	$ -	$ -	$ -	$ -
3881	660001944	376.1	$ -	$ -	$ -	$ -	$ -	$ -	$ -	$ -	$ -	$ -	$ -	$ -	$ -
3882	660001944	376.2	$ -	$ -	$ -	$ -	$ -	$ -	$ -	$ -	$ -	$ -	$ -	$ -	$ -
3883	660001944	376.4	$ -	$ -	$ -	$ -	$ -	$ -	$ -	$ -	$ -	$ -	$ -	$ -	$ -
3884	660001944	380.0	$ -	$ -	$ -	$ -	$ -	$ -	$ -	$ -	$ -	$ -	$ -	$ -	$ -
3885	660001945	376.1	$ -	$ -	$ -	$ -	$ -	$ -	$ -	$ -	$ -	$ -	$ -	$ -	$ -
3886	660001945	376.2	$ -	$ -	$ -	$ -	$ -	$ -	$ -	$ -	$ -	$ -	$ -	$ -	$ -
3887	660001945	376.4	$ -	$ -	$ -	$ -	$ -	$ -	$ -	$ -	$ -	$ -	$ -	$ -	$ -
3888	660001945	380.0	$ -	$ -	$ -	$ -	$ -	$ -	$ -	$ -	$ -	$ -	$ -	$ -	$ -
3889	660001946	376.1	$ -	$ -	$ -	$ -	$ -	$ -	$ -	$ -	$ -	$ -	$ -	$ -	$ -
3890	660001946	376.2	$ -	$ -	$ -	$ -	$ -	$ -	$ -	$ -	$ -	$ -	$ -	$ -	$ -
3891	660001946	376.4	$ -	$ -	$ -	$ -	$ -	$ -	$ -	$ -	$ -	$ -	$ -	$ -	$ -
3892	660001946	380.0	$ -	$ -	$ -	$ -	$ -	$ -	$ -	$ -	$ -	$ -	$ -	$ -	$ -
3893	660001947	376.1	$ -	$ -	$ -	$ -	$ -	$ -	$ -	$ -	$ -	$ -	$ -	$ -	$ -
3894	660001947	376.2	$ -	$ -	$ -	$ -	$ -	$ -	$ -	$ -	$ -	$ -	$ -	$ -	$ -
3895	660001947	376.4	$ -	$ -	$ -	$ -	$ -	$ -	$ -	$ -	$ -	$ -	$ -	$ -	$ -
3896	660001947	380.0	$ -	$ -	$ -	$ -	$ -	$ -	$ -	$ -	$ -	$ -	$ -	$ -	$ -
3897	660001948	376.1	$ -	$ -	$ -	$ -	$ -	$ -	$ -	$ -	$ -	$ -	$ -	$ -	$ -
3898	660001948	376.2	$ -	$ -	$ -	$ -	$ -	$ -	$ -	$ -	$ -	$ -	$ -	$ -	$ -
3899	660001948	376.4	$ -	$ -	$ -	$ -	$ -	$ -	$ -	$ -	$ -	$ -	$ -	$ -	$ -
3900	660001948	380.0	$ -	$ -	$ -	$ -	$ -	$ -	$ -	$ -	$ -	$ -	$ -	$ -	$ -
3901	660001949	376.1	$ -	$ -	$ -	$ -	$ -	$ -	$ -	$ -	$ -	$ -	$ -	$ -	$ -
3902	660001949	376.2	$ -	$ -	$ -	$ -	$ -	$ -	$ -	$ -	$ -	$ -	$ -	$ -	$ -
3903	660001949	376.4	$ -	$ -	$ -	$ -	$ -	$ -	$ -	$ -	$ -	$ -	$ -	$ -	$ -
3904	660001949	380.0	$ -	$ -	$ -	$ -	$ -	$ -	$ -	$ -	$ -	$ -	$ -	$ -	$ -
3905	660001950	376.1	$ -	$ -	$ -	$ -	$ -	$ -	$ -	$ -	$ -	$ -	$ -	$ -	$ -
3906	660001950	376.2	$ -	$ -	$ -	$ -	$ -	$ -	$ -	$ -	$ -	$ -	$ -	$ -	$ -
3907	660001950	376.4	$ -	$ -	$ -	$ -	$ -	$ -	$ -	$ -	$ -	$ -	$ -	$ -	$ -
3908	660001950	380.0	$ -	$ -	$ -	$ -	$ -	$ -	$ -	$ -	$ -	$ -	$ -	$ -	$ -
3909	660001951	376.1	$ -	$ -	$ -	$ -	$ -	$ -	$ -	$ -	$ -	$ -	$ -	$ -	$ -
3910	660001951	376.2	$ -	$ -	$ -	$ -	$ -	$ -	$ -	$ -	$ -	$ -	$ -	$ -	$ -
3911	660001951	376.4	$ -	$ -	$ -	$ -	$ -	$ -	$ -	$ -	$ -	$ -	$ -	$ -	$ -
3912	660001951	380.0	$ -	$ -	$ -	$ -	$ -	$ -	$ -	$ -	$ -	$ -	$ -	$ -	$ -
3913	660001952	376.1	$ -	$ -	$ -	$ -	$ -	$ -	$ -	$ -	$ -	$ -	$ -	$ -	$ -

Sponsored by NMGC Witness Erik C. Buchanan

WP Plant 6 Accum Res Balances

NEW MEXICO GAS COMPANY, INC.

Accumulated Reserve Account
Base Period - 12 Months Ending March 31, 2023
Future Test Year - 12 Months Ending September 30, 2025

	A	B	P	Q	R	S	T	U	V	W	X	Y	Z	AA	AB
1															
2			Balance	Balance	Balance	Balance	Balance	Balance	Balance	Balance	Balance	Balance	Balance	Balance	Balance
3	Investment Number / Beginning Balance	FERC Account	4/30/2024	5/31/2024	6/30/2024	7/31/2024	8/31/2024	9/30/2024	10/31/2024	11/30/2024	12/31/2024	1/31/2025	2/28/2025	3/31/2025	4/30/2025
3868	634001940	376.1	$ -	$ -	$ -	$ -	$ -	$ -	$ -	$ -	$ -	$ -	$ -	$ -	$ -
3869	634001940	376.2	$ -	$ -	$ -	$ -	$ -	$ -	$ -	$ -	$ -	$ -	$ -	$ -	$ -
3870	634001940	376.4	$ -	$ -	$ -	$ -	$ -	$ -	$ -	$ -	$ -	$ -	$ -	$ -	$ -
3871	634001940	380.0	$ -	$ -	$ -	$ -	$ -	$ -	$ -	$ -	$ -	$ -	$ -	$ -	$ -
3872	610001941	376.1	$ -	$ -	$ -	$ -	$ -	$ -	$ -	$ -	$ -	$ -	$ -	$ -	$ -
3873	610001941	376.2	$ -	$ -	$ -	$ -	$ -	$ -	$ -	$ -	$ -	$ -	$ -	$ -	$ -
3874	610001941	376.4	$ -	$ -	$ -	$ -	$ -	$ -	$ -	$ -	$ -	$ -	$ -	$ -	$ -
3875	610001941	380.0	$ -	$ -	$ -	$ -	$ -	$ -	$ -	$ -	$ -	$ -	$ -	$ -	$ -
3876	T680001942	367.1	$ -	$ -	$ -	$ -	$ -	$ -	$ -	$ -	$ -	$ -	$ -	$ -	$ -
3877	T680001942	368.0	$ -	$ -	$ -	$ -	$ -	$ -	$ -	$ -	$ -	$ -	$ -	$ -	$ -
3878	T680001942	369.0	$ -	$ -	$ -	$ -	$ -	$ -	$ -	$ -	$ -	$ -	$ -	$ -	$ -
3879	633001943	378.0	$ -	$ -	$ -	$ -	$ -	$ -	$ 7	$ 14	$ 21	$ 28	$ 36	$ 43	$ 50
3880	633001943	385.0	$ -	$ -	$ -	$ -	$ -	$ -	$ 22	$ 45	$ 67	$ 89	$ 112	$ 134	$ 156
3881	660001944	376.1	$ -	$ -	$ -	$ -	$ -	$ -	$ -	$ -	$ -	$ -	$ -	$ -	$ -
3882	660001944	376.2	$ -	$ -	$ -	$ -	$ -	$ -	$ -	$ -	$ -	$ -	$ -	$ -	$ -
3883	660001944	376.4	$ -	$ -	$ -	$ -	$ -	$ -	$ -	$ -	$ -	$ -	$ -	$ -	$ -
3884	660001944	380.0	$ -	$ -	$ -	$ -	$ -	$ -	$ -	$ -	$ -	$ -	$ -	$ -	$ -
3885	660001945	376.1	$ -	$ -	$ -	$ -	$ -	$ -	$ -	$ -	$ -	$ -	$ -	$ -	$ -
3886	660001945	376.2	$ -	$ -	$ -	$ -	$ -	$ -	$ -	$ -	$ -	$ -	$ -	$ -	$ -
3887	660001945	376.4	$ -	$ -	$ -	$ -	$ -	$ -	$ -	$ -	$ -	$ -	$ -	$ -	$ -
3888	660001945	380.0	$ -	$ -	$ -	$ -	$ -	$ -	$ -	$ -	$ -	$ -	$ -	$ -	$ -
3889	660001946	376.1	$ -	$ -	$ -	$ -	$ -	$ -	$ -	$ -	$ -	$ -	$ -	$ -	$ -
3890	660001946	376.2	$ -	$ -	$ -	$ -	$ -	$ -	$ -	$ -	$ -	$ -	$ -	$ -	$ -
3891	660001946	376.4	$ -	$ -	$ -	$ -	$ -	$ -	$ -	$ -	$ -	$ -	$ -	$ -	$ -
3892	660001946	380.0	$ -	$ -	$ -	$ -	$ -	$ -	$ -	$ -	$ -	$ -	$ -	$ -	$ -
3893	660001947	376.1	$ -	$ -	$ -	$ -	$ -	$ -	$ -	$ -	$ -	$ -	$ -	$ -	$ -
3894	660001947	376.2	$ -	$ -	$ -	$ -	$ -	$ -	$ -	$ -	$ -	$ -	$ -	$ -	$ -
3895	660001947	376.4	$ -	$ -	$ -	$ -	$ -	$ -	$ -	$ -	$ -	$ -	$ -	$ -	$ -
3896	660001947	380.0	$ -	$ -	$ -	$ -	$ -	$ -	$ -	$ -	$ -	$ -	$ -	$ -	$ -
3897	660001948	376.1	$ -	$ -	$ -	$ -	$ -	$ -	$ -	$ -	$ -	$ -	$ -	$ -	$ -
3898	660001948	376.2	$ -	$ -	$ -	$ -	$ -	$ -	$ -	$ -	$ -	$ -	$ -	$ -	$ -
3899	660001948	376.4	$ -	$ -	$ -	$ -	$ -	$ -	$ -	$ -	$ -	$ -	$ -	$ -	$ -
3900	660001948	380.0	$ -	$ -	$ -	$ -	$ -	$ -	$ -	$ -	$ -	$ -	$ -	$ -	$ -
3901	660001949	376.1	$ -	$ -	$ -	$ -	$ -	$ -	$ -	$ -	$ -	$ -	$ -	$ -	$ -
3902	660001949	376.2	$ -	$ -	$ -	$ -	$ -	$ -	$ -	$ -	$ -	$ -	$ -	$ -	$ -
3903	660001949	376.4	$ -	$ -	$ -	$ -	$ -	$ -	$ -	$ -	$ -	$ -	$ -	$ -	$ -
3904	660001949	380.0	$ -	$ -	$ -	$ -	$ -	$ -	$ -	$ -	$ -	$ -	$ -	$ -	$ -
3905	660001950	376.1	$ -	$ -	$ -	$ -	$ -	$ -	$ -	$ -	$ -	$ -	$ -	$ -	$ -
3906	660001950	376.2	$ -	$ -	$ -	$ -	$ -	$ -	$ -	$ -	$ -	$ -	$ -	$ -	$ -
3907	660001950	376.4	$ -	$ -	$ -	$ -	$ -	$ -	$ -	$ -	$ -	$ -	$ -	$ -	$ -
3908	660001950	380.0	$ -	$ -	$ -	$ -	$ -	$ -	$ -	$ -	$ -	$ -	$ -	$ -	$ -
3909	660001951	376.1	$ -	$ -	$ -	$ -	$ -	$ -	$ -	$ -	$ -	$ -	$ -	$ -	$ -
3910	660001951	376.2	$ -	$ -	$ -	$ -	$ -	$ -	$ -	$ -	$ -	$ -	$ -	$ -	$ -
3911	660001951	376.4	$ -	$ -	$ -	$ -	$ -	$ -	$ -	$ -	$ -	$ -	$ -	$ -	$ -
3912	660001951	380.0	$ -	$ -	$ -	$ -	$ -	$ -	$ -	$ -	$ -	$ -	$ -	$ -	$ -
3913	660001952	376.1	$ -	$ -	$ -	$ -	$ -	$ -	$ -	$ -	$ -	$ -	$ -	$ -	$ -

Sponsored by NMGC Witness Erik C. Buchanan

WP Plant 6 Accum Res Balances

NEW MEXICO GAS COMPANY, INC.

Accumulated Reserve Account
Base Period - 12 Months Ending March 31, 2023
Future Test Year - 12 Months Ending September 30, 2025

	A	B	AC	AD	AE	AF	AG
1							
2			Balance	Balance	Balance	Balance	Balance
3	Investment Number / Beginning Balance	FERC Account	**5/31/2025**	**6/30/2025**	**7/31/2025**	**8/31/2025**	**9/30/2025**
3868	634001940	376.1	$ -	$ 5	$ 11	$ 16	$ 22
3869	634001940	376.2	$ -	$ 36	$ 73	$ 109	$ 146
3870	634001940	376.4	$ -	$ 5	$ 9	$ 14	$ 18
3871	634001940	380.0	$ -	$ 7	$ 15	$ 22	$ 30
3872	610001941	376.1	$ -	$ -	$ -	$ -	$ -
3873	610001941	376.2	$ -	$ -	$ -	$ -	$ -
3874	610001941	376.4	$ -	$ -	$ -	$ -	$ -
3875	610001941	380.0	$ -	$ -	$ -	$ -	$ -
3876	T680001942	367.1	$ -	$ -	$ -	$ -	$ -
3877	T680001942	368.0	$ -	$ -	$ -	$ -	$ -
3878	T680001942	369.0	$ -	$ -	$ -	$ -	$ -
3879	633001943	378.0	$ 57	$ 64	$ 71	$ 78	$ 85
3880	633001943	385.0	$ 178	$ 201	$ 223	$ 245	$ 268
3881	660001944	376.1	$ -	$ 10	$ 21	$ 31	$ 42
3882	660001944	376.2	$ -	$ 70	$ 140	$ 210	$ 280
3883	660001944	376.4	$ -	$ 9	$ 18	$ 27	$ 35
3884	660001944	380.0	$ -	$ 14	$ 29	$ 43	$ 57
3885	660001945	376.1	$ -	$ -	$ 7	$ 15	$ 22
3886	660001945	376.2	$ -	$ -	$ 50	$ 100	$ 150
3887	660001945	376.4	$ -	$ -	$ 6	$ 13	$ 19
3888	660001945	380.0	$ -	$ -	$ 10	$ 20	$ 31
3889	660001946	376.1	$ -	$ -	$ -	$ 2	$ 4
3890	660001946	376.2	$ -	$ -	$ -	$ 15	$ 30
3891	660001946	376.4	$ -	$ -	$ -	$ 2	$ 4
3892	660001946	380.0	$ -	$ -	$ -	$ 3	$ 6
3893	660001947	376.1	$ -	$ -	$ -	$ -	$ -
3894	660001947	376.2	$ -	$ -	$ -	$ -	$ -
3895	660001947	376.4	$ -	$ -	$ -	$ -	$ -
3896	660001947	380.0	$ -	$ -	$ -	$ -	$ -
3897	660001948	376.1	$ -	$ -	$ -	$ -	$ -
3898	660001948	376.2	$ -	$ -	$ -	$ -	$ -
3899	660001948	376.4	$ -	$ -	$ -	$ -	$ -
3900	660001948	380.0	$ -	$ -	$ -	$ -	$ -
3901	660001949	376.1	$ -	$ -	$ -	$ -	$ -
3902	660001949	376.2	$ -	$ -	$ -	$ -	$ -
3903	660001949	376.4	$ -	$ -	$ -	$ -	$ -
3904	660001949	380.0	$ -	$ -	$ -	$ -	$ -
3905	660001950	376.1	$ -	$ -	$ 11	$ 22	$ 33
3906	660001950	376.2	$ -	$ -	$ 75	$ 149	$ 224
3907	660001950	376.4	$ -	$ -	$ 9	$ 19	$ 28
3908	660001950	380.0	$ -	$ -	$ 15	$ 30	$ 46
3909	660001951	376.1	$ -	$ -	$ -	$ -	$ 15
3910	660001951	376.2	$ -	$ -	$ -	$ -	$ 98
3911	660001951	376.4	$ -	$ -	$ -	$ -	$ 12
3912	660001951	380.0	$ -	$ -	$ -	$ -	$ 20
3913	660001952	376.1	$ -	$ -	$ -	$ -	$ -

Sponsored by NMGC Witness Erik C. Buchanan

NEW MEXICO GAS COMPANY, INC.

Accumulated Reserve Account
Base Period - 12 Months Ending March 31, 2023
Future Test Year - 12 Months Ending September 30, 2025

	A	B	C	D	E	F	G	H	I	J	K	L	M	N	O
1			Adjusted Base Period												
2			Balance	Balance	Balance	Balance	Balance	Balance	Balance	Balance	Balance	Balance	Balance	Balance	Balance
3	Investment Number / Beginning Balance	FERC Account	**3/31/2023**	**4/30/2023**	**5/31/2023**	**6/30/2023**	**7/31/2023**	**8/31/2023**	**9/30/2023**	**10/31/2023**	**11/30/2023**	**12/31/2023**	**1/31/2024**	**2/29/2024**	**3/31/2024**
3914	660001952	376.2	$ -	$ -	$ -	$ -	$ -	$ -	$ -	$ -	$ -	$ -	$ -	$ -	$ -
3915	660001952	376.4	$ -	$ -	$ -	$ -	$ -	$ -	$ -	$ -	$ -	$ -	$ -	$ -	$ -
3916	660001952	380.0	$ -	$ -	$ -	$ -	$ -	$ -	$ -	$ -	$ -	$ -	$ -	$ -	$ -
3917	660001953	376.1	$ -	$ -	$ -	$ -	$ -	$ -	$ -	$ -	$ -	$ -	$ -	$ -	$ -
3918	660001953	376.2	$ -	$ -	$ -	$ -	$ -	$ -	$ -	$ -	$ -	$ -	$ -	$ -	$ -
3919	660001953	376.4	$ -	$ -	$ -	$ -	$ -	$ -	$ -	$ -	$ -	$ -	$ -	$ -	$ -
3920	660001953	380.0	$ -	$ -	$ -	$ -	$ -	$ -	$ -	$ -	$ -	$ -	$ -	$ -	$ -
3921	660001954	376.1	$ -	$ -	$ -	$ -	$ -	$ -	$ -	$ -	$ -	$ -	$ -	$ -	$ -
3922	660001954	376.2	$ -	$ -	$ -	$ -	$ -	$ -	$ -	$ -	$ -	$ -	$ -	$ -	$ -
3923	660001954	376.4	$ -	$ -	$ -	$ -	$ -	$ -	$ -	$ -	$ -	$ -	$ -	$ -	$ -
3924	660001954	380.0	$ -	$ -	$ -	$ -	$ -	$ -	$ -	$ -	$ -	$ -	$ -	$ -	$ -
3925	T601001955	367.1	$ -	$ -	$ -	$ -	$ -	$ -	$ -	$ -	$ -	$ -	$ -	$ -	$ -
3926	T601001955	368.0	$ -	$ -	$ -	$ -	$ -	$ -	$ -	$ -	$ -	$ -	$ -	$ -	$ -
3927	T601001955	369.0	$ -	$ -	$ -	$ -	$ -	$ -	$ -	$ -	$ -	$ -	$ -	$ -	$ -
3928	601001956	376.1	$ -	$ -	$ -	$ -	$ -	$ -	$ -	$ -	$ -	$ -	$ -	$ -	$ -
3929	601001956	376.2	$ -	$ -	$ -	$ -	$ -	$ -	$ -	$ -	$ -	$ -	$ -	$ -	$ -
3930	601001956	376.4	$ -	$ -	$ -	$ -	$ -	$ -	$ -	$ -	$ -	$ -	$ -	$ -	$ -
3931	660001957	376.1	$ -	$ -	$ -	$ -	$ -	$ -	$ -	$ -	$ -	$ -	$ -	$ -	$ -
3932	660001957	376.2	$ -	$ -	$ -	$ -	$ -	$ -	$ -	$ -	$ -	$ -	$ -	$ -	$ -
3933	660001957	376.4	$ -	$ -	$ -	$ -	$ -	$ -	$ -	$ -	$ -	$ -	$ -	$ -	$ -
3934	660001957	380.0	$ -	$ -	$ -	$ -	$ -	$ -	$ -	$ -	$ -	$ -	$ -	$ -	$ -
3935	660001958	376.1	$ -	$ -	$ -	$ -	$ -	$ -	$ -	$ -	$ -	$ -	$ -	$ -	$ -
3936	660001958	376.2	$ -	$ -	$ -	$ -	$ -	$ -	$ -	$ -	$ -	$ -	$ -	$ -	$ -
3937	660001958	376.4	$ -	$ -	$ -	$ -	$ -	$ -	$ -	$ -	$ -	$ -	$ -	$ -	$ -
3938	660001958	380.0	$ -	$ -	$ -	$ -	$ -	$ -	$ -	$ -	$ -	$ -	$ -	$ -	$ -
3939	660001959	376.1	$ -	$ -	$ -	$ -	$ -	$ -	$ -	$ -	$ -	$ -	$ -	$ -	$ -
3940	660001959	376.2	$ -	$ -	$ -	$ -	$ -	$ -	$ -	$ -	$ -	$ -	$ -	$ -	$ -
3941	660001959	376.4	$ -	$ -	$ -	$ -	$ -	$ -	$ -	$ -	$ -	$ -	$ -	$ -	$ -
3942	660001959	380.0	$ -	$ -	$ -	$ -	$ -	$ -	$ -	$ -	$ -	$ -	$ -	$ -	$ -
3943	660001960	376.1	$ -	$ -	$ -	$ -	$ -	$ -	$ -	$ -	$ -	$ -	$ -	$ -	$ -
3944	660001960	376.2	$ -	$ -	$ -	$ -	$ -	$ -	$ -	$ -	$ -	$ -	$ -	$ -	$ -
3945	660001960	376.4	$ -	$ -	$ -	$ -	$ -	$ -	$ -	$ -	$ -	$ -	$ -	$ -	$ -
3946	660001960	380.0	$ -	$ -	$ -	$ -	$ -	$ -	$ -	$ -	$ -	$ -	$ -	$ -	$ -
3947	660001961	376.1	$ -	$ -	$ -	$ -	$ -	$ -	$ -	$ -	$ -	$ -	$ -	$ -	$ -
3948	660001961	376.2	$ -	$ -	$ -	$ -	$ -	$ -	$ -	$ -	$ -	$ -	$ -	$ -	$ -
3949	660001961	376.4	$ -	$ -	$ -	$ -	$ -	$ -	$ -	$ -	$ -	$ -	$ -	$ -	$ -
3950	660001961	380.0	$ -	$ -	$ -	$ -	$ -	$ -	$ -	$ -	$ -	$ -	$ -	$ -	$ -
3951	660001962	376.1	$ -	$ -	$ -	$ -	$ -	$ -	$ -	$ -	$ -	$ -	$ -	$ -	$ -
3952	660001962	376.2	$ -	$ -	$ -	$ -	$ -	$ -	$ -	$ -	$ -	$ -	$ -	$ -	$ -
3953	660001962	376.4	$ -	$ -	$ -	$ -	$ -	$ -	$ -	$ -	$ -	$ -	$ -	$ -	$ -
3954	660001962	380.0	$ -	$ -	$ -	$ -	$ -	$ -	$ -	$ -	$ -	$ -	$ -	$ -	$ -
3955	660001963	376.1	$ -	$ -	$ -	$ -	$ -	$ -	$ -	$ -	$ -	$ -	$ -	$ -	$ -
3956	660001963	376.2	$ -	$ -	$ -	$ -	$ -	$ -	$ -	$ -	$ -	$ -	$ -	$ -	$ -
3957	660001963	376.4	$ -	$ -	$ -	$ -	$ -	$ -	$ -	$ -	$ -	$ -	$ -	$ -	$ -
3958	660001963	380.0	$ -	$ -	$ -	$ -	$ -	$ -	$ -	$ -	$ -	$ -	$ -	$ -	$ -
3959	660001964	376.1	$ -	$ -	$ -	$ -	$ -	$ -	$ -	$ -	$ -	$ -	$ -	$ -	$ -

Sponsored by NMGC Witness Erik C. Buchanan

WP Plant 6 Accum Res Balances

NEW MEXICO GAS COMPANY, INC.

Accumulated Reserve Account
Base Period - 12 Months Ending March 31, 2023
Future Test Year - 12 Months Ending September 30, 2025

	A	B	P	Q	R	S	T	U	V	W	X	Y	Z	AA	AB
1															
2			Balance	Balance	Balance	Balance	Balance	Balance	Balance	Balance	Balance	Balance	Balance	Balance	Balance
3	Investment Number / Beginning Balance	FERC Account	4/30/2024	5/31/2024	6/30/2024	7/31/2024	8/31/2024	9/30/2024	10/31/2024	11/30/2024	12/31/2024	1/31/2025	2/28/2025	3/31/2025	4/30/2025
3914	660001952	376.2	$ -	$ -	$ -	$ -	$ -	$ -	$ -	$ -	$ -	$ -	$ -	$ -	$ -
3915	660001952	376.4	$ -	$ -	$ -	$ -	$ -	$ -	$ -	$ -	$ -	$ -	$ -	$ -	$ -
3916	660001952	380.0	$ -	$ -	$ -	$ -	$ -	$ -	$ -	$ -	$ -	$ -	$ -	$ -	$ -
3917	660001953	376.1	$ -	$ -	$ -	$ -	$ -	$ -	$ -	$ -	$ -	$ -	$ -	$ -	$ -
3918	660001953	376.2	$ -	$ -	$ -	$ -	$ -	$ -	$ -	$ -	$ -	$ -	$ -	$ -	$ -
3919	660001953	376.4	$ -	$ -	$ -	$ -	$ -	$ -	$ -	$ -	$ -	$ -	$ -	$ -	$ -
3920	660001953	380.0	$ -	$ -	$ -	$ -	$ -	$ -	$ -	$ -	$ -	$ -	$ -	$ -	$ -
3921	660001954	376.1	$ -	$ -	$ -	$ -	$ -	$ -	$ -	$ -	$ -	$ -	$ -	$ -	$ -
3922	660001954	376.2	$ -	$ -	$ -	$ -	$ -	$ -	$ -	$ -	$ -	$ -	$ -	$ -	$ -
3923	660001954	376.4	$ -	$ -	$ -	$ -	$ -	$ -	$ -	$ -	$ -	$ -	$ -	$ -	$ -
3924	660001954	380.0	$ -	$ -	$ -	$ -	$ -	$ -	$ -	$ -	$ -	$ -	$ -	$ -	$ -
3925	T601001955	367.1	$ -	$ -	$ -	$ -	$ -	$ -	$ -	$ -	$ -	$ -	$ -	$ -	$ -
3926	T601001955	368.0	$ -	$ -	$ -	$ -	$ -	$ -	$ -	$ -	$ -	$ -	$ -	$ -	$ -
3927	T601001955	369.0	$ -	$ -	$ -	$ -	$ -	$ -	$ -	$ -	$ -	$ -	$ -	$ -	$ -
3928	601001956	376.1	$ -	$ -	$ -	$ -	$ -	$ -	$ -	$ -	$ -	$ -	$ -	$ -	$ -
3929	601001956	376.2	$ -	$ -	$ -	$ -	$ -	$ -	$ -	$ -	$ -	$ -	$ -	$ -	$ -
3930	601001956	376.4	$ -	$ -	$ -	$ -	$ -	$ -	$ -	$ -	$ -	$ -	$ -	$ -	$ -
3931	660001957	376.1	$ -	$ -	$ -	$ -	$ -	$ -	$ -	$ -	$ -	$ -	$ -	$ -	$ -
3932	660001957	376.2	$ -	$ -	$ -	$ -	$ -	$ -	$ -	$ -	$ -	$ -	$ -	$ -	$ -
3933	660001957	376.4	$ -	$ -	$ -	$ -	$ -	$ -	$ -	$ -	$ -	$ -	$ -	$ -	$ -
3934	660001957	380.0	$ -	$ -	$ -	$ -	$ -	$ -	$ -	$ -	$ -	$ -	$ -	$ -	$ -
3935	660001958	376.1	$ -	$ -	$ -	$ -	$ -	$ -	$ -	$ -	$ -	$ -	$ -	$ -	$ -
3936	660001958	376.2	$ -	$ -	$ -	$ -	$ -	$ -	$ -	$ -	$ -	$ -	$ -	$ -	$ -
3937	660001958	376.4	$ -	$ -	$ -	$ -	$ -	$ -	$ -	$ -	$ -	$ -	$ -	$ -	$ -
3938	660001958	380.0	$ -	$ -	$ -	$ -	$ -	$ -	$ -	$ -	$ -	$ -	$ -	$ -	$ -
3939	660001959	376.1	$ -	$ -	$ -	$ -	$ -	$ -	$ -	$ -	$ -	$ -	$ -	$ -	$ -
3940	660001959	376.2	$ -	$ -	$ -	$ -	$ -	$ -	$ -	$ -	$ -	$ -	$ -	$ -	$ -
3941	660001959	376.4	$ -	$ -	$ -	$ -	$ -	$ -	$ -	$ -	$ -	$ -	$ -	$ -	$ -
3942	660001959	380.0	$ -	$ -	$ -	$ -	$ -	$ -	$ -	$ -	$ -	$ -	$ -	$ -	$ -
3943	660001960	376.1	$ -	$ -	$ -	$ -	$ -	$ -	$ -	$ -	$ -	$ -	$ -	$ -	$ -
3944	660001960	376.2	$ -	$ -	$ -	$ -	$ -	$ -	$ -	$ -	$ -	$ -	$ -	$ -	$ -
3945	660001960	376.4	$ -	$ -	$ -	$ -	$ -	$ -	$ -	$ -	$ -	$ -	$ -	$ -	$ -
3946	660001960	380.0	$ -	$ -	$ -	$ -	$ -	$ -	$ -	$ -	$ -	$ -	$ -	$ -	$ -
3947	660001961	376.1	$ -	$ -	$ -	$ -	$ -	$ -	$ -	$ -	$ -	$ -	$ -	$ -	$ -
3948	660001961	376.2	$ -	$ -	$ -	$ -	$ -	$ -	$ -	$ -	$ -	$ -	$ -	$ -	$ -
3949	660001961	376.4	$ -	$ -	$ -	$ -	$ -	$ -	$ -	$ -	$ -	$ -	$ -	$ -	$ -
3950	660001961	380.0	$ -	$ -	$ -	$ -	$ -	$ -	$ -	$ -	$ -	$ -	$ -	$ -	$ -
3951	660001962	376.1	$ -	$ -	$ -	$ -	$ -	$ -	$ -	$ -	$ -	$ -	$ -	$ -	$ -
3952	660001962	376.2	$ -	$ -	$ -	$ -	$ -	$ -	$ -	$ -	$ -	$ -	$ -	$ -	$ -
3953	660001962	376.4	$ -	$ -	$ -	$ -	$ -	$ -	$ -	$ -	$ -	$ -	$ -	$ -	$ -
3954	660001962	380.0	$ -	$ -	$ -	$ -	$ -	$ -	$ -	$ -	$ -	$ -	$ -	$ -	$ -
3955	660001963	376.1	$ -	$ -	$ -	$ -	$ -	$ -	$ -	$ -	$ -	$ -	$ -	$ -	$ -
3956	660001963	376.2	$ -	$ -	$ -	$ -	$ -	$ -	$ -	$ -	$ -	$ -	$ -	$ -	$ -
3957	660001963	376.4	$ -	$ -	$ -	$ -	$ -	$ -	$ -	$ -	$ -	$ -	$ -	$ -	$ -
3958	660001963	380.0	$ -	$ -	$ -	$ -	$ -	$ -	$ -	$ -	$ -	$ -	$ -	$ -	$ -
3959	660001964	376.1	$ -	$ -	$ -	$ -	$ -	$ -	$ -	$ -	$ -	$ -	$ -	$ -	$ -

Sponsored by NMGC Witness Erik C. Buchanan

WP Plant 6 Accum Res Balances

NEW MEXICO GAS COMPANY, INC.

Accumulated Reserve Account
Base Period - 12 Months Ending March 31, 2023
Future Test Year - 12 Months Ending September 30, 2025

	A	B	AC	AD	AE	AF	AG
1							
2			Balance	Balance	Balance	Balance	Balance
3	Investment Number / Beginning Balance	FERC Account	**5/31/2025**	**6/30/2025**	**7/31/2025**	**8/31/2025**	**9/30/2025**
3914	660001952	376.2	$ -	$ -	$ -	$ -	$ -
3915	660001952	376.4	$ -	$ -	$ -	$ -	$ -
3916	660001952	380.0	$ -	$ -	$ -	$ -	$ -
3917	660001953	376.1	$ -	$ -	$ -	$ -	$ -
3918	660001953	376.2	$ -	$ -	$ -	$ -	$ -
3919	660001953	376.4	$ -	$ -	$ -	$ -	$ -
3920	660001953	380.0	$ -	$ -	$ -	$ -	$ -
3921	660001954	376.1	$ -	$ -	$ -	$ -	$ -
3922	660001954	376.2	$ -	$ -	$ -	$ -	$ -
3923	660001954	376.4	$ -	$ -	$ -	$ -	$ -
3924	660001954	380.0	$ -	$ -	$ -	$ -	$ -
3925	T601001955	367.1	$ -	$ -	$ -	$ -	$ -
3926	T601001955	368.0	$ -	$ -	$ -	$ -	$ -
3927	T601001955	369.0	$ -	$ -	$ -	$ -	$ -
3928	601001956	376.1	$ -	$ -	$ -	$ -	$ -
3929	601001956	376.2	$ -	$ -	$ -	$ -	$ -
3930	601001956	376.4	$ -	$ -	$ -	$ -	$ -
3931	660001957	376.1	$ -	$ -	$ 2	$ 4	$ 6
3932	660001957	376.2	$ -	$ -	$ 14	$ 29	$ 43
3933	660001957	376.4	$ -	$ -	$ 2	$ 4	$ 5
3934	660001957	380.0	$ -	$ -	$ 3	$ 6	$ 9
3935	660001958	376.1	$ -	$ -	$ 2	$ 5	$ 7
3936	660001958	376.2	$ -	$ -	$ 15	$ 30	$ 46
3937	660001958	376.4	$ -	$ -	$ 2	$ 4	$ 6
3938	660001958	380.0	$ -	$ -	$ 3	$ 6	$ 9
3939	660001959	376.1	$ -	$ -	$ -	$ 9	$ 19
3940	660001959	376.2	$ -	$ -	$ -	$ 62	$ 125
3941	660001959	376.4	$ -	$ -	$ -	$ 8	$ 16
3942	660001959	380.0	$ -	$ -	$ -	$ 13	$ 25
3943	660001960	376.1	$ -	$ 19	$ 37	$ 56	$ 74
3944	660001960	376.2	$ -	$ 125	$ 250	$ 375	$ 500
3945	660001960	376.4	$ -	$ 16	$ 32	$ 48	$ 63
3946	660001960	380.0	$ -	$ 26	$ 51	$ 77	$ 102
3947	660001961	376.1	$ -	$ -	$ 9	$ 18	$ 28
3948	660001961	376.2	$ -	$ -	$ 62	$ 124	$ 187
3949	660001961	376.4	$ -	$ -	$ 8	$ 16	$ 24
3950	660001961	380.0	$ -	$ -	$ 13	$ 25	$ 38
3951	660001962	376.1	$ -	$ -	$ -	$ -	$ -
3952	660001962	376.2	$ -	$ -	$ -	$ -	$ -
3953	660001962	376.4	$ -	$ -	$ -	$ -	$ -
3954	660001962	380.0	$ -	$ -	$ -	$ -	$ -
3955	660001963	376.1	$ -	$ -	$ -	$ -	$ -
3956	660001963	376.2	$ -	$ -	$ -	$ -	$ -
3957	660001963	376.4	$ -	$ -	$ -	$ -	$ -
3958	660001963	380.0	$ -	$ -	$ -	$ -	$ -
3959	660001964	376.1	$ -	$ -	$ -	$ -	$ -

Sponsored by NMGC Witness Erik C. Buchanan

WP Plant 6 Accum Res Balances

NEW MEXICO GAS COMPANY, INC.

Accumulated Reserve Account
Base Period - 12 Months Ending March 31, 2023
Future Test Year - 12 Months Ending September 30, 2025

	A	B	C	D	E	F	G	H	I	J	K	L	M	N	O
1			Adjusted Base Period												
2			Balance	Balance	Balance	Balance	Balance	Balance	Balance	Balance	Balance	Balance	Balance	Balance	Balance
3	Investment Number / Beginning Balance	FERC Account	**3/31/2023**	**4/30/2023**	**5/31/2023**	**6/30/2023**	**7/31/2023**	**8/31/2023**	**9/30/2023**	**10/31/2023**	**11/30/2023**	**12/31/2023**	**1/31/2024**	**2/29/2024**	**3/31/2024**
3960	660001964	376.2	$ -	$ -	$ -	$ -	$ -	$ -	$ -	$ -	$ -	$ -	$ -	$ -	$ -
3961	660001964	376.4	$ -	$ -	$ -	$ -	$ -	$ -	$ -	$ -	$ -	$ -	$ -	$ -	$ -
3962	660001964	380.0	$ -	$ -	$ -	$ -	$ -	$ -	$ -	$ -	$ -	$ -	$ -	$ -	$ -
3963	660001965	376.1	$ -	$ -	$ -	$ -	$ -	$ -	$ -	$ -	$ -	$ -	$ -	$ -	$ -
3964	660001965	376.2	$ -	$ -	$ -	$ -	$ -	$ -	$ -	$ -	$ -	$ -	$ -	$ -	$ -
3965	660001965	376.4	$ -	$ -	$ -	$ -	$ -	$ -	$ -	$ -	$ -	$ -	$ -	$ -	$ -
3966	660001965	380.0	$ -	$ -	$ -	$ -	$ -	$ -	$ -	$ -	$ -	$ -	$ -	$ -	$ -
3967	601001966	394.0	$ -	$ -	$ -	$ -	$ -	$ -	$ -	$ -	$ -	$ -	$ -	$ -	$ -
3968	T601001967	367.1	$ -	$ -	$ -	$ -	$ -	$ -	$ -	$ -	$ -	$ -	$ -	$ -	$ -
3969	T601001967	368.0	$ -	$ -	$ -	$ -	$ -	$ -	$ -	$ -	$ -	$ -	$ -	$ -	$ -
3970	T601001967	369.0	$ -	$ -	$ -	$ -	$ -	$ -	$ -	$ -	$ -	$ -	$ -	$ -	$ -
3971	601001554-1	303.3	$ -	$ -	$ -	$ -	$ -	$ -	$ -	$ -	$ -	$ -	$ -	$ -	$ -
3972	601001554-2	303.3	$ -	$ -	$ -	$ -	$ -	$ -	$ -	$ -	$ -	$ -	$ -	$ -	$ -
3973	601001554-3	303.3	$ -	$ -	$ -	$ -	$ -	$ -	$ -	$ -	$ -	$ -	$ -	$ -	$ -
3974	601001554-4	303.3	$ -	$ -	$ -	$ -	$ -	$ -	$ -	$ -	$ -	$ -	$ -	$ -	$ -
3975	601001554-5	303.3	$ -	$ -	$ -	$ -	$ -	$ -	$ -	$ -	$ -	$ -	$ -	$ -	$ -
3976	627001968	380.0	$ -	$ -	$ -	$ -	$ -	$ -	$ -	$ -	$ -	$ -	$ -	$ -	$ -
3977	627001968	380.1	$ -	$ -	$ -	$ -	$ -	$ -	$ -	$ -	$ -	$ -	$ -	$ -	$ -
3978	T624001969	368.0	$ -	$ -	$ -	$ -	$ -	$ -	$ -	$ -	$ -	$ -	$ -	$ -	$ -
3979	T624001969	369.0	$ -	$ -	$ -	$ -	$ -	$ -	$ -	$ -	$ -	$ -	$ -	$ -	$ -
3980	T660001970	367.1	$ -	$ -	$ -	$ -	$ -	$ -	$ -	$ -	$ -	$ -	$ -	$ -	$ -
3981	T660001970	368.0	$ -	$ -	$ -	$ -	$ -	$ -	$ -	$ -	$ -	$ -	$ -	$ -	$ -
3982	T660001970	369.0	$ -	$ -	$ -	$ -	$ -	$ -	$ -	$ -	$ -	$ -	$ -	$ -	$ -
3983	T624001971	368.0	$ -	$ -	$ -	$ -	$ -	$ -	$ -	$ -	$ -	$ -	$ -	$ -	$ -
3984	T624001971	369.0	$ -	$ -	$ -	$ -	$ -	$ -	$ -	$ -	$ -	$ -	$ -	$ -	$ -
3985	T624001972	368.0	$ -	$ -	$ -	$ -	$ -	$ -	$ -	$ -	$ -	$ -	$ -	$ -	$ -
3986	T624001973	369.0	$ -	$ -	$ -	$ -	$ -	$ -	$ -	$ -	$ -	$ -	$ -	$ -	$ -
3987	T624001973	368.0	$ -	$ -	$ -	$ -	$ -	$ -	$ -	$ -	$ -	$ -	$ -	$ -	$ -
3988	T624001973	369.0	$ -	$ -	$ -	$ -	$ -	$ -	$ -	$ -	$ -	$ -	$ -	$ -	$ -
3989	T621001974	367.1	$ -	$ -	$ -	$ -	$ -	$ -	$ -	$ -	$ -	$ -	$ -	$ -	$ -
3990	601001975	391.2	$ -	$ -	$ -	$ -	$ -	$ -	$ -	$ -	$ -	$ -	$ -	$ -	$ -
3991	601001975	397.0	$ -	$ -	$ -	$ -	$ -	$ -	$ -	$ -	$ -	$ -	$ -	$ -	$ -
3992	601001975	398.0	$ -	$ -	$ -	$ -	$ -	$ -	$ -	$ -	$ -	$ -	$ -	$ -	$ -
3993	T610001976	368.0	$ -	$ -	$ -	$ -	$ -	$ -	$ -	$ -	$ -	$ -	$ -	$ -	$ -
3994	T610001976	369.0	$ -	$ -	$ -	$ -	$ -	$ -	$ -	$ -	$ -	$ -	$ -	$ -	$ -
3995	601001977	376.1	$ -	$ -	$ -	$ -	$ -	$ -	$ -	$ -	$ -	$ -	$ -	$ -	$ -
3996	601001977	376.2	$ -	$ -	$ -	$ -	$ -	$ -	$ -	$ -	$ -	$ -	$ -	$ -	$ -
3997	601001977	376.4	$ -	$ -	$ -	$ -	$ -	$ -	$ -	$ -	$ -	$ -	$ -	$ -	$ -
3998	601001977	380.0	$ -	$ -	$ -	$ -	$ -	$ -	$ -	$ -	$ -	$ -	$ -	$ -	$ -
3999	680001978	368.0	$ -	$ -	$ -	$ -	$ -	$ -	$ -	$ -	$ -	$ -	$ -	$ -	$ -
4000	680001978	369.0	$ -	$ -	$ -	$ -	$ -	$ -	$ -	$ -	$ -	$ -	$ -	$ -	$ -
4001	622001980	368.0	$ -	$ -	$ -	$ -	$ -	$ -	$ -	$ -	$ -	$ -	$ -	$ -	$ -
4002	622001980	369.0	$ -	$ -	$ -	$ -	$ -	$ -	$ -	$ -	$ -	$ -	$ -	$ -	$ -
4003	T621001981	368.0	$ -	$ -	$ -	$ -	$ -	$ -	$ -	$ -	$ -	$ -	$ -	$ -	$ -
4004	T621001981	369.0	$ -	$ -	$ -	$ -	$ -	$ -	$ -	$ -	$ -	$ -	$ -	$ -	$ -
4005	T660001982	367.1	$ -	$ -	$ -	$ -	$ -	$ -	$ -	$ -	$ -	$ -	$ -	$ -	$ -

Sponsored by NMGC Witness Erik C. Buchanan

WP Plant 6 Accum Res Balances

NEW MEXICO GAS COMPANY, INC.

Accumulated Reserve Account
Base Period - 12 Months Ending March 31, 2023
Future Test Year - 12 Months Ending September 30, 2025

	A	B	P	Q	R	S	T	U	V	W	X	Y	Z	AA	AB
1															
2			Balance	Balance	Balance	Balance	Balance	Balance	Balance	Balance	Balance	Balance	Balance	Balance	Balance
3	Investment Number / Beginning Balance	FERC Account	4/30/2024	5/31/2024	6/30/2024	7/31/2024	8/31/2024	9/30/2024	10/31/2024	11/30/2024	12/31/2024	1/31/2025	2/28/2025	3/31/2025	4/30/2025
3960	660001964	376.2	$ -	$ -	$ -	$ -	$ -	$ -	$ -	$ -	$ -	$ -	$ -	$ -	$ -
3961	660001964	376.4	$ -	$ -	$ -	$ -	$ -	$ -	$ -	$ -	$ -	$ -	$ -	$ -	$ -
3962	660001964	380.0	$ -	$ -	$ -	$ -	$ -	$ -	$ -	$ -	$ -	$ -	$ -	$ -	$ -
3963	660001965	376.1	$ -	$ -	$ -	$ -	$ -	$ -	$ -	$ -	$ -	$ -	$ -	$ -	$ -
3964	660001965	376.2	$ -	$ -	$ -	$ -	$ -	$ -	$ -	$ -	$ -	$ -	$ -	$ -	$ -
3965	660001965	376.4	$ -	$ -	$ -	$ -	$ -	$ -	$ -	$ -	$ -	$ -	$ -	$ -	$ -
3966	660001965	380.0	$ -	$ -	$ -	$ -	$ -	$ -	$ -	$ -	$ -	$ -	$ -	$ -	$ -
3967	601001966	394.0	$ -	$ -	$ -	$ -	$ -	$ -	$ -	$ -	$ -	$ -	$ -	$ -	$ -
3968	T601001967	367.1	$ -	$ -	$ -	$ -	$ -	$ -	$ -	$ -	$ -	$ -	$ -	$ -	$ -
3969	T601001967	368.0	$ -	$ -	$ -	$ -	$ -	$ -	$ -	$ -	$ -	$ -	$ -	$ -	$ -
3970	T601001967	369.0	$ -	$ -	$ -	$ -	$ -	$ -	$ -	$ -	$ -	$ -	$ -	$ -	$ -
3971	601001554-1	303.3	$ -	$ -	$ -	$ -	$ -	$ -	$ -	$ -	$ -	$ -	$ 3,006	$ 6,011	$ 9,017
3972	601001554-2	303.3	$ -	$ -	$ -	$ -	$ -	$ -	$ -	$ -	$ -	$ -	$ -	$ -	$ -
3973	601001554-3	303.3	$ -	$ -	$ -	$ -	$ -	$ -	$ -	$ -	$ -	$ -	$ -	$ -	$ -
3974	601001554-4	303.3	$ -	$ -	$ -	$ -	$ -	$ -	$ -	$ -	$ -	$ -	$ -	$ -	$ -
3975	601001554-5	303.3	$ -	$ -	$ -	$ -	$ -	$ -	$ -	$ -	$ -	$ -	$ -	$ -	$ -
3976	627001968	380.0	$ -	$ -	$ -	$ -	$ -	$ -	$ -	$ -	$ -	$ -	$ -	$ -	$ -
3977	627001968	380.1	$ -	$ -	$ -	$ -	$ -	$ -	$ -	$ -	$ -	$ -	$ -	$ -	$ -
3978	T624001969	368.0	$ -	$ -	$ -	$ -	$ -	$ -	$ -	$ -	$ -	$ -	$ -	$ -	$ -
3979	T624001969	369.0	$ -	$ -	$ -	$ -	$ -	$ -	$ -	$ -	$ -	$ -	$ -	$ -	$ -
3980	T660001970	367.1	$ -	$ -	$ -	$ -	$ -	$ -	$ -	$ -	$ -	$ -	$ -	$ -	$ -
3981	T660001970	368.0	$ -	$ -	$ -	$ -	$ -	$ -	$ -	$ -	$ -	$ -	$ -	$ -	$ -
3982	T660001970	369.0	$ -	$ -	$ -	$ -	$ -	$ -	$ -	$ -	$ -	$ -	$ -	$ -	$ -
3983	T624001971	368.0	$ -	$ -	$ -	$ -	$ -	$ -	$ -	$ -	$ -	$ -	$ -	$ -	$ -
3984	T624001971	369.0	$ -	$ -	$ -	$ -	$ -	$ -	$ -	$ -	$ -	$ -	$ -	$ -	$ -
3985	T624001972	368.0	$ -	$ -	$ -	$ -	$ -	$ -	$ -	$ -	$ -	$ -	$ -	$ -	$ -
3986	T624001973	369.0	$ -	$ -	$ -	$ -	$ -	$ -	$ -	$ -	$ -	$ -	$ -	$ -	$ -
3987	T624001973	368.0	$ -	$ -	$ -	$ -	$ -	$ -	$ -	$ -	$ -	$ -	$ -	$ -	$ -
3988	T624001973	369.0	$ -	$ -	$ -	$ -	$ -	$ -	$ -	$ -	$ -	$ -	$ -	$ -	$ -
3989	T621001974	367.1	$ -	$ -	$ -	$ -	$ -	$ -	$ -	$ -	$ -	$ -	$ -	$ -	$ -
3990	601001975	391.2	$ -	$ -	$ -	$ -	$ -	$ -	$ -	$ -	$ -	$ -	$ -	$ -	$ -
3991	601001975	397.0	$ -	$ -	$ -	$ -	$ -	$ -	$ -	$ -	$ -	$ -	$ -	$ -	$ -
3992	601001975	398.0	$ -	$ -	$ -	$ -	$ -	$ -	$ -	$ -	$ -	$ -	$ -	$ -	$ -
3993	T610001976	368.0	$ -	$ -	$ -	$ -	$ -	$ -	$ -	$ -	$ -	$ -	$ -	$ -	$ -
3994	T610001976	369.0	$ -	$ -	$ -	$ -	$ -	$ -	$ -	$ -	$ -	$ -	$ -	$ -	$ -
3995	601001977	376.1	$ -	$ -	$ -	$ -	$ -	$ -	$ -	$ -	$ -	$ -	$ -	$ -	$ -
3996	601001977	376.2	$ -	$ -	$ -	$ -	$ -	$ -	$ -	$ -	$ -	$ -	$ -	$ -	$ -
3997	601001977	376.4	$ -	$ -	$ -	$ -	$ -	$ -	$ -	$ -	$ -	$ -	$ -	$ -	$ -
3998	601001977	380.0	$ -	$ -	$ -	$ -	$ -	$ -	$ -	$ -	$ -	$ -	$ -	$ -	$ -
3999	680001978	368.0	$ -	$ -	$ -	$ -	$ -	$ -	$ -	$ -	$ -	$ -	$ -	$ -	$ -
4000	680001978	369.0	$ -	$ -	$ -	$ -	$ -	$ -	$ -	$ -	$ -	$ -	$ -	$ -	$ -
4001	622001980	368.0	$ -	$ -	$ -	$ -	$ -	$ -	$ -	$ -	$ -	$ -	$ -	$ -	$ -
4002	622001980	369.0	$ -	$ -	$ -	$ -	$ -	$ -	$ -	$ -	$ -	$ -	$ -	$ -	$ -
4003	T621001981	368.0	$ -	$ -	$ -	$ -	$ -	$ -	$ -	$ -	$ -	$ -	$ -	$ -	$ -
4004	T621001981	369.0	$ -	$ -	$ -	$ -	$ -	$ -	$ -	$ -	$ -	$ -	$ -	$ -	$ -
4005	T660001982	367.1	$ -	$ -	$ -	$ -	$ -	$ -	$ -	$ -	$ -	$ -	$ -	$ -	$ -

NEW MEXICO GAS COMPANY, INC.

Accumulated Reserve Account
Base Period - 12 Months Ending March 31, 2023
Future Test Year - 12 Months Ending September 30, 2025

	A	B	AC	AD	AE	AF	AG
1							
2			Balance	Balance	Balance	Balance	Balance
3	Investment Number / Beginning Balance	FERC Account	**5/31/2025**	**6/30/2025**	**7/31/2025**	**8/31/2025**	**9/30/2025**
3960	660001964	376.2	$ -	$ -	$ -	$ -	$ -
3961	660001964	376.4	$ -	$ -	$ -	$ -	$ -
3962	660001964	380.0	$ -	$ -	$ -	$ -	$ -
3963	660001965	376.1	$ -	$ -	$ -	$ -	$ -
3964	660001965	376.2	$ -	$ -	$ -	$ -	$ -
3965	660001965	376.4	$ -	$ -	$ -	$ -	$ -
3966	660001965	380.0	$ -	$ -	$ -	$ -	$ -
3967	601001966	394.0	$ -	$ -	$ -	$ -	$ -
3968	T601001967	367.1	$ -	$ -	$ -	$ -	$ -
3969	T601001967	368.0	$ -	$ -	$ -	$ -	$ -
3970	T601001967	369.0	$ -	$ -	$ -	$ -	$ -
3971	601001554-1	303.3	$ 12,023	$ 15,028	$ 18,034	$ 21,040	$ 24,045
3972	601001554-2	303.3	$ -	$ -	$ -	$ -	$ -
3973	601001554-3	303.3	$ -	$ -	$ -	$ -	$ -
3974	601001554-4	303.3	$ -	$ -	$ -	$ -	$ -
3975	601001554-5	303.3	$ -	$ -	$ -	$ -	$ -
3976	627001968	380.0	$ -	$ -	$ -	$ -	$ -
3977	627001968	380.1	$ -	$ -	$ -	$ -	$ -
3978	T624001969	368.0	$ -	$ -	$ -	$ -	$ -
3979	T624001969	369.0	$ -	$ -	$ -	$ -	$ -
3980	T660001970	367.1	$ -	$ -	$ -	$ -	$ -
3981	T660001970	368.0	$ -	$ -	$ -	$ -	$ -
3982	T660001970	369.0	$ -	$ -	$ -	$ -	$ -
3983	T624001971	368.0	$ -	$ -	$ -	$ -	$ -
3984	T624001971	369.0	$ -	$ -	$ -	$ -	$ -
3985	T624001972	368.0	$ -	$ -	$ -	$ -	$ -
3986	T624001973	369.0	$ -	$ -	$ -	$ -	$ -
3987	T624001973	368.0	$ -	$ -	$ -	$ -	$ -
3988	T624001973	369.0	$ -	$ -	$ -	$ -	$ -
3989	T621001974	367.1	$ -	$ -	$ -	$ -	$ -
3990	601001975	391.2	$ -	$ -	$ -	$ -	$ -
3991	601001975	397.0	$ -	$ -	$ -	$ -	$ -
3992	601001975	398.0	$ -	$ -	$ -	$ -	$ -
3993	T610001976	368.0	$ -	$ -	$ -	$ -	$ -
3994	T610001976	369.0	$ -	$ -	$ -	$ -	$ -
3995	601001977	376.1	$ -	$ -	$ -	$ -	$ -
3996	601001977	376.2	$ -	$ -	$ -	$ -	$ -
3997	601001977	376.4	$ -	$ -	$ -	$ -	$ -
3998	601001977	380.0	$ -	$ -	$ -	$ -	$ -
3999	680001978	368.0	$ -	$ -	$ -	$ -	$ -
4000	680001978	369.0	$ -	$ -	$ -	$ -	$ -
4001	622001980	368.0	$ -	$ -	$ -	$ -	$ -
4002	622001980	369.0	$ -	$ -	$ -	$ -	$ -
4003	T621001981	368.0	$ -	$ -	$ -	$ -	$ -
4004	T621001981	369.0	$ -	$ -	$ -	$ -	$ -
4005	T660001982	367.1	$ -	$ -	$ -	$ -	$ -

Sponsored by NMGC Witness Erik C. Buchanan

WP Plant 6 Accum Res Balances

NEW MEXICO GAS COMPANY, INC.

Accumulated Reserve Account
Base Period - 12 Months Ending March 31, 2023
Future Test Year - 12 Months Ending September 30, 2025

	A	B	C	D	E	F	G	H	I	J	K	L	M	N	O
1			Adjusted Base Period												
2			Balance	Balance	Balance	Balance	Balance	Balance	Balance	Balance	Balance	Balance	Balance	Balance	Balance
3	Investment Number / Beginning Balance	FERC Account	**3/31/2023**	**4/30/2023**	**5/31/2023**	**6/30/2023**	**7/31/2023**	**8/31/2023**	**9/30/2023**	**10/31/2023**	**11/30/2023**	**12/31/2023**	**1/31/2024**	**2/29/2024**	**3/31/2024**
4006	T660001982	368.0	$ -	$ -	$ -	$ -	$ -	$ -	$ -	$ -	$ -	$ -	$ -	$ -	$ -
4007	T660001982	369.0	$ -	$ -	$ -	$ -	$ -	$ -	$ -	$ -	$ -	$ -	$ -	$ -	$ -
4008	T660001983	367.1	$ -	$ -	$ -	$ -	$ -	$ -	$ -	$ -	$ -	$ -	$ -	$ -	$ -
4009	T660001983	368.0	$ -	$ -	$ -	$ -	$ -	$ -	$ -	$ -	$ -	$ -	$ -	$ -	$ -
4010	T660001983	369.0	$ -	$ -	$ -	$ -	$ -	$ -	$ -	$ -	$ -	$ -	$ -	$ -	$ -
4011	601001984	376.1	$ -	$ -	$ -	$ -	$ 332	$ 664	$ 977	$ 1,300	$ 1,624	$ 1,947	$ 2,270	$ 2,594	$ 2,917
4012	601001984	376.2	$ -	$ -	$ -	$ -	$ 226	$ 451	$ 685	$ 927	$ 1,169	$ 1,411	$ 1,653	$ 1,895	$ 2,137
4013	601001984	376.4	$ -	$ -	$ -	$ -	$ 241	$ 483	$ 720	$ 966	$ 1,211	$ 1,457	$ 1,702	$ 1,947	$ 2,193
4014	T626001985	367.1	$ -	$ -	$ -	$ -	$ -	$ -	$ -	$ -	$ -	$ -	$ -	$ -	$ -
4015	T626001985	368.0	$ -	$ -	$ -	$ -	$ -	$ -	$ -	$ -	$ -	$ -	$ -	$ -	$ -
4016	T626001985	369.0	$ -	$ -	$ -	$ -	$ -	$ -	$ -	$ -	$ -	$ -	$ -	$ -	$ -
4017	601001987	303.3	$ -	$ -	$ -	$ -	$ -	$ -	$ -	$ -	$ -	$ -	$ -	$ -	$ -
4018	601001988	303.3	$ -	$ -	$ -	$ -	$ -	$ -	$ -	$ -	$ -	$ -	$ -	$ -	$ -
4019	601001989	303.3	$ -	$ -	$ -	$ -	$ -	$ -	$ -	$ -	$ -	$ -	$ -	$ -	$ -
4020	T680001990	367.1	$ -	$ -	$ -	$ -	$ -	$ -	$ -	$ -	$ -	$ -	$ -	$ -	$ -
4021	T680001990	368.0	$ -	$ -	$ -	$ -	$ -	$ -	$ -	$ -	$ -	$ -	$ -	$ -	$ -
4022	T680001990	369.0	$ -	$ -	$ -	$ -	$ -	$ -	$ -	$ -	$ -	$ -	$ -	$ -	$ -
4023	T624001991	369.0	$ -	$ -	$ -	$ -	$ -	$ -	$ -	$ -	$ -	$ -	$ -	$ -	$ -
4024	601001992	303.3	$ -	$ -	$ -	$ -	$ -	$ -	$ -	$ -	$ -	$ -	$ -	$ -	$ -
4025	601001993	303.3	$ -	$ -	$ -	$ -	$ -	$ -	$ -	$ -	$ -	$ -	$ -	$ -	$ -
4026	T626001994	367.1	$ -	$ -	$ -	$ -	$ -	$ -	$ -	$ -	$ -	$ -	$ -	$ -	$ -
4027	T626001994	368.0	$ -	$ -	$ -	$ -	$ -	$ -	$ -	$ -	$ -	$ -	$ -	$ -	$ -
4028	T626001994	369.0	$ -	$ -	$ -	$ -	$ -	$ -	$ -	$ -	$ -	$ -	$ -	$ -	$ -
4029	T621001995	367.1	$ -	$ -	$ -	$ -	$ -	$ -	$ -	$ -	$ -	$ -	$ -	$ -	$ -
4030	T621001995	368.0	$ -	$ -	$ -	$ -	$ -	$ -	$ -	$ -	$ -	$ -	$ -	$ -	$ -
4031	T621001995	369.0	$ -	$ -	$ -	$ -	$ -	$ -	$ -	$ -	$ -	$ -	$ -	$ -	$ -
4032	601001996	376.1	$ -	$ -	$ -	$ -	$ -	$ -	$ -	$ -	$ -	$ -	$ -	$ -	$ -
4033	601001996	376.2	$ -	$ -	$ -	$ -	$ -	$ -	$ -	$ -	$ -	$ -	$ -	$ -	$ -
4034	601001996	376.4	$ -	$ -	$ -	$ -	$ -	$ -	$ -	$ -	$ -	$ -	$ -	$ -	$ -
4035	601001996	380.0	$ -	$ -	$ -	$ -	$ -	$ -	$ -	$ -	$ -	$ -	$ -	$ -	$ -
4036	T680001997	367.1	$ -	$ -	$ -	$ -	$ -	$ -	$ -	$ -	$ -	$ -	$ -	$ -	$ -
4037	T601001999	367.1	$ -	$ -	$ -	$ -	$ -	$ -	$ -	$ -	$ -	$ -	$ -	$ 166	$ 332
4038	T601001999	368.0	$ -	$ -	$ -	$ -	$ -	$ -	$ -	$ -	$ -	$ -	$ -	$ 243	$ 487
4039	T601001999	369.0	$ -	$ -	$ -	$ -	$ -	$ -	$ -	$ -	$ -	$ -	$ -	$ 217	$ 433
4040	T624002000	367.1	$ -	$ -	$ -	$ -	$ -	$ -	$ -	$ -	$ -	$ -	$ -	$ -	$ -
4041	T624002000	368.0	$ -	$ -	$ -	$ -	$ -	$ -	$ -	$ -	$ -	$ -	$ -	$ -	$ -
4042	T624002000	369.0	$ -	$ -	$ -	$ -	$ -	$ -	$ -	$ -	$ -	$ -	$ -	$ -	$ -
4043	601002001	391.2	$ -	$ -	$ -	$ -	$ -	$ -	$ -	$ -	$ -	$ -	$ -	$ -	$ -
4044	601002001	397.0	$ -	$ -	$ -	$ -	$ -	$ -	$ -	$ -	$ -	$ -	$ -	$ -	$ -
4045	601002001	398.0	$ -	$ -	$ -	$ -	$ -	$ -	$ -	$ -	$ -	$ -	$ -	$ -	$ -
4046	624002002	376.1	$ -	$ -	$ -	$ -	$ -	$ -	$ -	$ -	$ -	$ -	$ -	$ -	$ -
4047	624002002	376.2	$ -	$ -	$ -	$ -	$ -	$ -	$ -	$ -	$ -	$ -	$ -	$ -	$ -
4048	624002002	376.4	$ -	$ -	$ -	$ -	$ -	$ -	$ -	$ -	$ -	$ -	$ -	$ -	$ -
4049	610002003	376.1	$ -	$ -	$ -	$ -	$ -	$ -	$ -	$ -	$ -	$ -	$ -	$ -	$ -
4050	610002003	376.2	$ -	$ -	$ -	$ -	$ -	$ -	$ -	$ -	$ -	$ -	$ -	$ -	$ -
4051	610002003	376.4	$ -	$ -	$ -	$ -	$ -	$ -	$ -	$ -	$ -	$ -	$ -	$ -	$ -

Sponsored by NMGC Witness Erik C. Buchanan

WP Plant 6 Accum Res Balances

NEW MEXICO GAS COMPANY, INC.

Accumulated Reserve Account
Base Period - 12 Months Ending March 31, 2023
Future Test Year - 12 Months Ending September 30, 2025

	A	B	P	Q	R	S	T	U	V	W	X	Y	Z	AA	AB
1															
2			Balance	Balance	Balance	Balance	Balance	Balance	Balance	Balance	Balance	Balance	Balance	Balance	Balance
3	Investment Number / Beginning Balance	FERC Account	4/30/2024	5/31/2024	6/30/2024	7/31/2024	8/31/2024	9/30/2024	10/31/2024	11/30/2024	12/31/2024	1/31/2025	2/28/2025	3/31/2025	4/30/2025
4006	T660001982	368.0	$ -	$ -	$ -	$ -	$ -	$ -	$ -	$ -	$ -	$ -	$ -	$ -	$ -
4007	T660001982	369.0	$ -	$ -	$ -	$ -	$ -	$ -	$ -	$ -	$ -	$ -	$ -	$ -	$ -
4008	T660001983	367.1	$ -	$ -	$ -	$ -	$ -	$ -	$ -	$ -	$ -	$ -	$ -	$ -	$ -
4009	T660001983	368.0	$ -	$ -	$ -	$ -	$ -	$ -	$ -	$ -	$ -	$ -	$ -	$ -	$ -
4010	T660001983	369.0	$ -	$ -	$ -	$ -	$ -	$ -	$ -	$ -	$ -	$ -	$ -	$ -	$ -
4011	601001984	376.1	$ 3,240	$ 3,564	$ 3,887	$ 4,210	$ 4,534	$ 4,857	$ 5,180	$ 5,504	$ 5,827	$ 6,150	$ 6,474	$ 6,797	$ 7,120
4012	601001984	376.2	$ 2,378	$ 2,620	$ 2,862	$ 3,104	$ 3,346	$ 3,588	$ 3,830	$ 4,071	$ 4,313	$ 4,555	$ 4,797	$ 5,039	$ 5,281
4013	601001984	376.4	$ 2,438	$ 2,684	$ 2,929	$ 3,174	$ 3,420	$ 3,665	$ 3,911	$ 4,156	$ 4,401	$ 4,647	$ 4,892	$ 5,138	$ 5,383
4014	T626001985	367.1	$ -	$ -	$ -	$ -	$ -	$ -	$ -	$ -	$ -	$ -	$ -	$ -	$ -
4015	T626001985	368.0	$ -	$ -	$ -	$ -	$ -	$ -	$ -	$ -	$ -	$ -	$ -	$ -	$ -
4016	T626001985	369.0	$ -	$ -	$ -	$ -	$ -	$ -	$ -	$ -	$ -	$ -	$ -	$ -	$ -
4017	601001987	303.3	$ -	$ -	$ -	$ -	$ -	$ -	$ -	$ -	$ -	$ -	$ -	$ -	$ -
4018	601001988	303.3	$ -	$ -	$ -	$ -	$ -	$ -	$ -	$ -	$ -	$ -	$ -	$ -	$ -
4019	601001989	303.3	$ -	$ -	$ -	$ -	$ -	$ -	$ -	$ -	$ -	$ -	$ -	$ -	$ -
4020	T680001990	367.1	$ -	$ -	$ -	$ -	$ -	$ -	$ -	$ -	$ -	$ -	$ -	$ -	$ -
4021	T680001990	368.0	$ -	$ -	$ -	$ -	$ -	$ -	$ -	$ -	$ -	$ -	$ -	$ -	$ -
4022	T680001990	369.0	$ -	$ -	$ -	$ -	$ -	$ -	$ -	$ -	$ -	$ -	$ -	$ -	$ -
4023	T624001991	369.0	$ -	$ -	$ -	$ -	$ -	$ -	$ -	$ -	$ -	$ -	$ -	$ -	$ -
4024	601001992	303.3	$ -	$ -	$ -	$ -	$ -	$ -	$ -	$ -	$ -	$ -	$ -	$ -	$ -
4025	601001993	303.3	$ -	$ -	$ -	$ -	$ -	$ -	$ -	$ -	$ -	$ -	$ -	$ -	$ -
4026	T626001994	367.1	$ -	$ -	$ -	$ -	$ -	$ -	$ -	$ -	$ -	$ -	$ -	$ -	$ -
4027	T626001994	368.0	$ -	$ -	$ -	$ -	$ -	$ -	$ -	$ -	$ -	$ -	$ -	$ -	$ -
4028	T626001994	369.0	$ -	$ -	$ -	$ -	$ -	$ -	$ -	$ -	$ -	$ -	$ -	$ -	$ -
4029	T621001995	367.1	$ -	$ -	$ -	$ -	$ -	$ -	$ -	$ -	$ -	$ -	$ -	$ -	$ -
4030	T621001995	368.0	$ -	$ -	$ -	$ -	$ -	$ -	$ -	$ -	$ -	$ -	$ -	$ -	$ -
4031	T621001995	369.0	$ -	$ -	$ -	$ -	$ -	$ -	$ -	$ -	$ -	$ -	$ -	$ -	$ -
4032	601001996	376.1	$ -	$ -	$ -	$ -	$ -	$ -	$ -	$ -	$ -	$ -	$ -	$ -	$ -
4033	601001996	376.2	$ -	$ -	$ -	$ -	$ -	$ -	$ -	$ -	$ -	$ -	$ -	$ -	$ -
4034	601001996	376.4	$ -	$ -	$ -	$ -	$ -	$ -	$ -	$ -	$ -	$ -	$ -	$ -	$ -
4035	601001996	380.0	$ -	$ -	$ -	$ -	$ -	$ -	$ -	$ -	$ -	$ -	$ -	$ -	$ -
4036	T680001997	367.1	$ -	$ -	$ -	$ -	$ -	$ -	$ -	$ -	$ -	$ -	$ -	$ -	$ -
4037	T601001999	367.1	$ 498	$ 664	$ 831	$ 997	$ 1,163	$ 1,329	$ 1,495	$ 1,661	$ 1,827	$ 1,993	$ 2,159	$ 2,326	$ 2,492
4038	T601001999	368.0	$ 730	$ 974	$ 1,217	$ 1,461	$ 1,704	$ 1,947	$ 2,191	$ 2,434	$ 2,678	$ 2,921	$ 3,165	$ 3,408	$ 3,652
4039	T601001999	369.0	$ 650	$ 866	$ 1,083	$ 1,300	$ 1,516	$ 1,733	$ 1,950	$ 2,166	$ 2,383	$ 2,599	$ 2,816	$ 3,033	$ 3,249
4040	T624002000	367.1	$ -	$ -	$ -	$ -	$ -	$ -	$ -	$ -	$ -	$ -	$ -	$ -	$ -
4041	T624002000	368.0	$ -	$ -	$ -	$ -	$ -	$ -	$ -	$ -	$ -	$ -	$ -	$ -	$ -
4042	T624002000	369.0	$ -	$ -	$ -	$ -	$ -	$ -	$ -	$ -	$ -	$ -	$ -	$ -	$ -
4043	601002001	391.2	$ -	$ -	$ -	$ -	$ -	$ -	$ -	$ -	$ -	$ -	$ -	$ -	$ -
4044	601002001	397.0	$ -	$ -	$ -	$ -	$ -	$ -	$ -	$ -	$ -	$ -	$ -	$ -	$ -
4045	601002001	398.0	$ -	$ -	$ -	$ -	$ -	$ -	$ -	$ -	$ -	$ -	$ -	$ -	$ -
4046	624002002	376.1	$ -	$ -	$ -	$ -	$ -	$ -	$ -	$ -	$ -	$ -	$ -	$ -	$ -
4047	624002002	376.2	$ -	$ -	$ -	$ -	$ -	$ -	$ -	$ -	$ -	$ -	$ -	$ -	$ -
4048	624002002	376.4	$ -	$ -	$ -	$ -	$ -	$ -	$ -	$ -	$ -	$ -	$ -	$ -	$ -
4049	610002003	376.1	$ -	$ -	$ -	$ -	$ -	$ -	$ -	$ -	$ -	$ -	$ -	$ -	$ -
4050	610002003	376.2	$ -	$ -	$ -	$ -	$ -	$ -	$ -	$ -	$ -	$ -	$ -	$ -	$ -
4051	610002003	376.4	$ -	$ -	$ -	$ -	$ -	$ -	$ -	$ -	$ -	$ -	$ -	$ -	$ -

Sponsored by NMGC Witness Erik C. Buchanan

WP Plant 6 Accum Res Balances

NEW MEXICO GAS COMPANY, INC.

Accumulated Reserve Account
Base Period - 12 Months Ending March 31, 2023
Future Test Year - 12 Months Ending September 30, 2025

	A	B	AC	AD	AE	AF	AG
1							
2			Balance	Balance	Balance	Balance	Balance
3	Investment Number / Beginning Balance	FERC Account	**5/31/2025**	**6/30/2025**	**7/31/2025**	**8/31/2025**	**9/30/2025**
4006	T660001982	368.0	$ -	$ -	$ -	$ -	$ -
4007	T660001982	369.0	$ -	$ -	$ -	$ -	$ -
4008	T660001983	367.1	$ -	$ -	$ -	$ -	$ -
4009	T660001983	368.0	$ -	$ -	$ -	$ -	$ -
4010	T660001983	369.0	$ -	$ -	$ -	$ -	$ -
4011	601001984	376.1	$ 7,444	$ 7,767	$ 8,090	$ 8,414	$ 8,737
4012	601001984	376.2	$ 5,523	$ 5,764	$ 6,006	$ 6,248	$ 6,490
4013	601001984	376.4	$ 5,628	$ 5,874	$ 6,119	$ 6,365	$ 6,610
4014	T626001985	367.1	$ -	$ -	$ -	$ -	$ -
4015	T626001985	368.0	$ -	$ -	$ -	$ -	$ -
4016	T626001985	369.0	$ -	$ -	$ -	$ -	$ -
4017	601001987	303.3	$ -	$ -	$ -	$ -	$ -
4018	601001988	303.3	$ -	$ -	$ -	$ -	$ -
4019	601001989	303.3	$ -	$ -	$ -	$ -	$ -
4020	T680001990	367.1	$ -	$ -	$ -	$ -	$ -
4021	T680001990	368.0	$ -	$ -	$ -	$ -	$ -
4022	T680001990	369.0	$ -	$ -	$ -	$ -	$ -
4023	T624001991	369.0	$ -	$ -	$ -	$ -	$ -
4024	601001992	303.3	$ -	$ -	$ -	$ -	$ -
4025	601001993	303.3	$ -	$ -	$ -	$ -	$ -
4026	T626001994	367.1	$ -	$ -	$ -	$ -	$ -
4027	T626001994	368.0	$ -	$ -	$ -	$ -	$ -
4028	T626001994	369.0	$ -	$ -	$ -	$ -	$ -
4029	T621001995	367.1	$ -	$ -	$ -	$ -	$ -
4030	T621001995	368.0	$ -	$ -	$ -	$ -	$ -
4031	T621001995	369.0	$ -	$ -	$ -	$ -	$ -
4032	601001996	376.1	$ -	$ -	$ -	$ -	$ -
4033	601001996	376.2	$ -	$ -	$ -	$ -	$ -
4034	601001996	376.4	$ -	$ -	$ -	$ -	$ -
4035	601001996	380.0	$ -	$ -	$ -	$ -	$ -
4036	T680001997	367.1	$ -	$ -	$ -	$ -	$ -
4037	T601001999	367.1	$ 2,658	$ 2,824	$ 2,990	$ 3,156	$ 3,322
4038	T601001999	368.0	$ 3,895	$ 4,138	$ 4,382	$ 4,625	$ 4,869
4039	T601001999	369.0	$ 3,466	$ 3,683	$ 3,899	$ 4,116	$ 4,332
4040	T624002000	367.1	$ -	$ -	$ -	$ -	$ -
4041	T624002000	368.0	$ -	$ -	$ -	$ -	$ -
4042	T624002000	369.0	$ -	$ -	$ -	$ -	$ -
4043	601002001	391.2	$ -	$ -	$ -	$ -	$ -
4044	601002001	397.0	$ -	$ -	$ -	$ -	$ -
4045	601002001	398.0	$ -	$ -	$ -	$ -	$ -
4046	624002002	376.1	$ -	$ -	$ -	$ -	$ -
4047	624002002	376.2	$ -	$ -	$ -	$ -	$ -
4048	624002002	376.4	$ -	$ -	$ -	$ -	$ -
4049	610002003	376.1	$ -	$ -	$ -	$ -	$ -
4050	610002003	376.2	$ -	$ -	$ -	$ -	$ -
4051	610002003	376.4	$ -	$ -	$ -	$ -	$ -

Sponsored by NMGC Witness Erik C. Buchanan

NEW MEXICO GAS COMPANY, INC.

Accumulated Reserve Account
Base Period - 12 Months Ending March 31, 2023
Future Test Year - 12 Months Ending September 30, 2025

	A	B	C	D	E	F	G	H	I	J	K	L	M	N	O
1			Adjusted Base Period												
2			Balance	Balance	Balance	Balance	Balance	Balance	Balance	Balance	Balance	Balance	Balance	Balance	Balance
3	Investment Number / Beginning Balance	FERC Account	3/31/2023	4/30/2023	5/31/2023	6/30/2023	7/31/2023	8/31/2023	9/30/2023	10/31/2023	11/30/2023	12/31/2023	1/31/2024	2/29/2024	3/31/2024
4052	610002003	380.0	$ -	$ -	$ -	$ -	$ -	$ -	$ -	$ -	$ -	$ -	$ -	$ -	$ -
4053	T680002004	368.0	$ -	$ -	$ -	$ -	$ -	$ -	$ -	$ -	$ -	$ -	$ -	$ -	$ -
4054	T680002004	369.0	$ -	$ -	$ -	$ -	$ -	$ -	$ -	$ -	$ -	$ -	$ -	$ -	$ -
4055	660002005	390.0	$ -	$ -	$ -	$ -	$ -	$ -	$ -	$ -	$ -	$ -	$ -	$ -	$ -
4056	T610002007	390.0	$ -	$ -	$ -	$ -	$ -	$ -	$ -	$ -	$ -	$ -	$ -	$ -	$ -
4057	601002008	303.3	$ -	$ -	$ -	$ -	$ -	$ -	$ -	$ -	$ -	$ -	$ 540	$ 1,080	$ 1,620
4058	601002009	303.3	$ -	$ -	$ -	$ -	$ -	$ -	$ -	$ -	$ -	$ 226	$ 452	$ 678	$ 904
4059	601002010	303.3	$ -	$ -	$ -	$ -	$ 58	$ 115	$ 173	$ 231	$ 288	$ 346	$ 404	$ 461	$ 519
4060	601002011	303.3	$ -	$ -	$ -	$ -	$ -	$ -	$ -	$ -	$ -	$ -	$ -	$ -	$ -
4061	601002012	303.3	$ -	$ -	$ -	$ -	$ -	$ -	$ -	$ -	$ -	$ -	$ -	$ -	$ -
4062	601002013	303.3	$ -	$ -	$ -	$ 8	$ 16	$ 24	$ 32	$ 40	$ 48	$ 56	$ 64	$ 72	$ 80
4063	601002014	303.3	$ -	$ -	$ -	$ -	$ -	$ -	$ -	$ -	$ -	$ -	$ -	$ -	$ -
4064	601002015	303.3	$ -	$ -	$ -	$ 0	$ 0	$ 0	$ 0	$ 0	$ 1	$ 1	$ 1	$ 1	$ 1
4065	601002016	303.3	$ -	$ -	$ -	$ -	$ -	$ -	$ -	$ -	$ -	$ -	$ -	$ -	$ -
4066	601002017	303.3	$ -	$ -	$ -	$ -	$ -	$ -	$ -	$ -	$ -	$ -	$ -	$ -	$ -
4067	601002018	303.3	$ -	$ -	$ -	$ -	$ -	$ -	$ -	$ -	$ -	$ -	$ -	$ -	$ -
4068	601002019	303.3	$ -	$ -	$ -	$ -	$ -	$ -	$ -	$ -	$ -	$ -	$ -	$ -	$ -
4069	601002020	303.3	$ -	$ -	$ -	$ -	$ -	$ -	$ -	$ -	$ -	$ -	$ -	$ -	$ -
4070	601002021	303.3	$ -	$ -	$ -	$ -	$ -	$ -	$ -	$ -	$ -	$ -	$ -	$ -	$ -
4071	601002022	303.3	$ -	$ -	$ -	$ -	$ -	$ -	$ -	$ -	$ -	$ -	$ -	$ -	$ -
4072	601002023	303.3	$ -	$ -	$ -	$ 750	$ 1,501	$ 2,251	$ 3,001	$ 3,752	$ 4,502	$ 5,253	$ 6,003	$ 6,753	$ 7,504
4073	T680002024	369.0	$ -	$ -	$ -	$ -	$ -	$ -	$ -	$ -	$ -	$ -	$ -	$ -	$ -
4074	601002025	303.3	$ -	$ -	$ -	$ -	$ -	$ -	$ -	$ -	$ -	$ -	$ -	$ 1,346	$ 2,693
4075	T680002026	368.0	$ -	$ -	$ 1	$ 1	$ 2	$ 3	$ 4	$ 5	$ 5	$ 6	$ 7	$ 8	$ 9
4076	T680002026	369.0	$ -	$ -	$ 3	$ 6	$ 9	$ 12	$ 16	$ 19	$ 22	$ 26	$ 29	$ 33	$ 36
4077	601002027	303.3	$ -	$ -	$ 256	$ 512	$ 769	$ 1,025	$ 1,281	$ 1,537	$ 1,794	$ 2,050	$ 2,306	$ 2,562	$ 2,819
4078	601002028	303.3	$ -	$ -	$ 230	$ 460	$ 691	$ 921	$ 1,151	$ 1,381	$ 1,611	$ 1,842	$ 2,072	$ 2,302	$ 2,532
4079	T610002029	367.1	$ -	$ -	$ 0	$ 0	$ 0	$ 1	$ 1	$ 1	$ 1	$ 1	$ 1	$ 2	$ 2
4080	T610002030	368.0	$ -	$ -	$ -	$ -	$ -	$ 35	$ 75	$ 114	$ 153	$ 192	$ 231	$ 271	$ 310
4081	T610002030	369.0	$ -	$ -	$ -	$ -	$ -	$ 146	$ 308	$ 470	$ 633	$ 795	$ 957	$ 1,119	$ 1,281
4082	T680002031	367.1	$ -	$ -	$ -	$ -	$ -	$ -	$ -	$ -	$ -	$ -	$ -	$ -	$ -
4083	T680002031	368.0	$ -	$ -	$ -	$ -	$ -	$ -	$ -	$ -	$ -	$ -	$ -	$ -	$ -
4084	T680002031	369.0	$ -	$ -	$ -	$ -	$ -	$ -	$ -	$ -	$ -	$ -	$ -	$ -	$ -
4085	629002032	368.0	$ -	$ -	$ -	$ -	$ -	$ -	$ -	$ -	$ -	$ -	$ -	$ -	$ -
4086	629002032	369.0	$ -	$ -	$ -	$ -	$ -	$ -	$ -	$ -	$ -	$ -	$ -	$ -	$ -
4087	T624002033	367.1	$ -	$ -	$ -	$ -	$ -	$ -	$ -	$ -	$ -	$ -	$ -	$ -	$ -
4088	T624002033	368.0	$ -	$ -	$ -	$ -	$ -	$ -	$ -	$ -	$ -	$ -	$ -	$ -	$ -
4089	T624002033	369.0	$ -	$ -	$ -	$ -	$ -	$ -	$ -	$ -	$ -	$ -	$ -	$ -	$ -
4090	601002034	376.1	$ -	$ -	$ -	$ -	$ -	$ -	$ -	$ -	$ -	$ -	$ 42	$ 84	$ 126
4091	601002034	376.2	$ -	$ -	$ -	$ -	$ -	$ -	$ -	$ -	$ -	$ -	$ 283	$ 566	$ 850
4092	601002034	376.4	$ -	$ -	$ -	$ -	$ -	$ -	$ -	$ -	$ -	$ -	$ 36	$ 72	$ 108
4093	601002034	380.0	$ -	$ -	$ -	$ -	$ -	$ -	$ -	$ -	$ -	$ -	$ 58	$ 116	$ 173
4094	601002035	303.3	$ -	$ -	$ -	$ -	$ -	$ -	$ -	$ -	$ -	$ -	$ -	$ 102	$ 205
4095	601002037	303.3	$ -	$ -	$ -	$ -	$ -	$ -	$ -	$ -	$ -	$ -	$ -	$ 314	$ 628
4096	624002038	390.0	$ -	$ -	$ -	$ -	$ -	$ -	$ -	$ -	$ -	$ -	$ -	$ -	$ -
4097	T610002039	368.0	$ -	$ -	$ -	$ -	$ -	$ -	$ -	$ -	$ -	$ -	$ -	$ -	$ -

Sponsored by NMGC Witness Erik C. Buchanan

WP Plant 6 Accum Res Balances

NEW MEXICO GAS COMPANY, INC.

Accumulated Reserve Account
Base Period - 12 Months Ending March 31, 2023
Future Test Year - 12 Months Ending September 30, 2025

	A	B	P	Q	R	S	T	U	V	W	X	Y	Z	AA	AB
1															
2			Balance	Balance	Balance	Balance	Balance	Balance	Balance	Balance	Balance	Balance	Balance	Balance	Balance
3	Investment Number / Beginning Balance	FERC Account	4/30/2024	5/31/2024	6/30/2024	7/31/2024	8/31/2024	9/30/2024	10/31/2024	11/30/2024	12/31/2024	1/31/2025	2/28/2025	3/31/2025	4/30/2025
4052	610002003	380.0	$ -	$ -	$ -	$ -	$ -	$ -	$ -	$ -	$ -	$ -	$ -	$ -	$ -
4053	T680002004	368.0	$ -	$ -	$ -	$ -	$ -	$ -	$ -	$ -	$ -	$ -	$ -	$ -	$ -
4054	T680002004	369.0	$ -	$ -	$ -	$ -	$ -	$ -	$ -	$ -	$ -	$ -	$ -	$ -	$ -
4055	660002005	390.0	$ -	$ -	$ -	$ -	$ -	$ -	$ -	$ -	$ -	$ -	$ -	$ -	$ -
4056	T610002007	390.0	$ -	$ -	$ -	$ -	$ -	$ -	$ -	$ -	$ -	$ -	$ -	$ -	$ -
4057	601002008	303.3	$ 2,159	$ 2,699	$ 3,239	$ 3,779	$ 4,319	$ 4,859	$ 5,398	$ 5,938	$ 6,478	$ 7,018	$ 7,558	$ 8,098	$ 8,638
4058	601002009	303.3	$ 1,130	$ 1,356	$ 1,582	$ 1,808	$ 2,034	$ 2,260	$ 2,486	$ 2,712	$ 2,938	$ 3,164	$ 3,390	$ 3,616	$ 3,842
4059	601002010	303.3	$ 576	$ 634	$ 692	$ 749	$ 807	$ 865	$ 922	$ 980	$ 1,038	$ 1,095	$ 1,153	$ 1,211	$ 1,268
4060	601002011	303.3	$ -	$ -	$ -	$ -	$ -	$ -	$ -	$ -	$ -	$ -	$ -	$ -	$ -
4061	601002012	303.3	$ -	$ -	$ -	$ -	$ -	$ -	$ -	$ -	$ -	$ -	$ -	$ -	$ -
4062	601002013	303.3	$ 88	$ 96	$ 103	$ 111	$ 119	$ 127	$ 135	$ 143	$ 151	$ 159	$ 167	$ 175	$ 183
4063	601002014	303.3	$ -	$ -	$ -	$ -	$ -	$ -	$ -	$ -	$ -	$ -	$ -	$ -	$ -
4064	601002015	303.3	$ 1	$ 1	$ 1	$ 1	$ 1	$ 1	$ 2	$ 2	$ 2	$ 2	$ 2	$ 2	$ 2
4065	601002016	303.3	$ -	$ -	$ -	$ -	$ -	$ -	$ -	$ -	$ -	$ -	$ -	$ -	$ -
4066	601002017	303.3	$ -	$ -	$ -	$ -	$ -	$ -	$ -	$ -	$ -	$ -	$ -	$ -	$ -
4067	601002018	303.3	$ -	$ -	$ -	$ -	$ -	$ -	$ -	$ -	$ -	$ -	$ -	$ -	$ -
4068	601002019	303.3	$ -	$ -	$ -	$ -	$ -	$ -	$ -	$ -	$ -	$ -	$ -	$ -	$ -
4069	601002020	303.3	$ -	$ -	$ -	$ -	$ -	$ -	$ -	$ -	$ -	$ -	$ -	$ -	$ -
4070	601002021	303.3	$ -	$ -	$ -	$ -	$ -	$ -	$ -	$ -	$ -	$ -	$ -	$ -	$ -
4071	601002022	303.3	$ -	$ -	$ -	$ -	$ -	$ -	$ -	$ -	$ -	$ -	$ -	$ -	$ -
4072	601002023	303.3	$ 8,254	$ 9,004	$ 9,755	$ 10,505	$ 11,256	$ 12,006	$ 12,756	$ 13,507	$ 14,257	$ 15,007	$ 15,758	$ 16,508	$ 17,259
4073	T680002024	369.0	$ -	$ -	$ -	$ -	$ -	$ -	$ -	$ -	$ -	$ -	$ -	$ -	$ -
4074	601002025	303.3	$ 4,039	$ 5,386	$ 6,732	$ 8,079	$ 9,425	$ 10,772	$ 12,118	$ 13,465	$ 14,811	$ 16,158	$ 17,504	$ 18,851	$ 20,197
4075	T680002026	368.0	$ 10	$ 10	$ 11	$ 12	$ 13	$ 14	$ 14	$ 15	$ 16	$ 17	$ 18	$ 19	$ 19
4076	T680002026	369.0	$ 39	$ 43	$ 46	$ 50	$ 53	$ 56	$ 60	$ 63	$ 67	$ 70	$ 73	$ 77	$ 80
4077	601002027	303.3	$ 3,075	$ 3,331	$ 3,587	$ 3,844	$ 4,100	$ 4,356	$ 4,612	$ 4,868	$ 5,125	$ 5,381	$ 5,637	$ 5,893	$ 6,150
4078	601002028	303.3	$ 2,763	$ 2,993	$ 3,223	$ 3,453	$ 3,683	$ 3,914	$ 4,144	$ 4,374	$ 4,604	$ 4,834	$ 5,065	$ 5,295	$ 5,525
4079	T610002029	367.1	$ 2	$ 2	$ 2	$ 2	$ 2	$ 3	$ 3	$ 3	$ 3	$ 3	$ 3	$ 3	$ 4
4080	T610002030	368.0	$ 349	$ 388	$ 428	$ 467	$ 506	$ 545	$ 585	$ 624	$ 663	$ 702	$ 742	$ 781	$ 820
4081	T610002030	369.0	$ 1,444	$ 1,606	$ 1,768	$ 1,930	$ 2,093	$ 2,255	$ 2,417	$ 2,579	$ 2,741	$ 2,904	$ 3,066	$ 3,228	$ 3,390
4082	T680002031	367.1	$ -	$ -	$ -	$ -	$ -	$ -	$ -	$ -	$ -	$ -	$ -	$ -	$ -
4083	T680002031	368.0	$ -	$ -	$ -	$ -	$ -	$ -	$ -	$ -	$ -	$ -	$ -	$ -	$ -
4084	T680002031	369.0	$ -	$ -	$ -	$ -	$ -	$ -	$ -	$ -	$ -	$ -	$ -	$ -	$ -
4085	629002032	368.0	$ -	$ -	$ -	$ -	$ -	$ -	$ -	$ -	$ -	$ -	$ -	$ -	$ -
4086	629002032	369.0	$ -	$ -	$ -	$ -	$ -	$ -	$ -	$ -	$ -	$ -	$ -	$ -	$ -
4087	T624002033	367.1	$ -	$ -	$ -	$ -	$ -	$ -	$ -	$ -	$ -	$ -	$ -	$ -	$ -
4088	T624002033	368.0	$ -	$ -	$ -	$ -	$ -	$ -	$ -	$ -	$ -	$ -	$ -	$ -	$ -
4089	T624002033	369.0	$ -	$ -	$ -	$ -	$ -	$ -	$ -	$ -	$ -	$ -	$ -	$ -	$ -
4090	601002034	376.1	$ 168	$ 210	$ 252	$ 294	$ 337	$ 379	$ 421	$ 463	$ 505	$ 547	$ 589	$ 631	$ 673
4091	601002034	376.2	$ 1,133	$ 1,416	$ 1,699	$ 1,982	$ 2,266	$ 2,549	$ 2,832	$ 3,115	$ 3,398	$ 3,681	$ 3,965	$ 4,248	$ 4,531
4092	601002034	376.4	$ 144	$ 180	$ 216	$ 251	$ 287	$ 323	$ 359	$ 395	$ 431	$ 467	$ 503	$ 539	$ 575
4093	601002034	380.0	$ 231	$ 289	$ 347	$ 404	$ 462	$ 520	$ 578	$ 635	$ 693	$ 751	$ 809	$ 866	$ 924
4094	601002035	303.3	$ 307	$ 410	$ 512	$ 615	$ 717	$ 820	$ 922	$ 1,025	$ 1,127	$ 1,230	$ 1,332	$ 1,435	$ 1,537
4095	601002037	303.3	$ 941	$ 1,255	$ 1,569	$ 1,883	$ 2,197	$ 2,511	$ 2,824	$ 3,138	$ 3,452	$ 3,766	$ 4,080	$ 4,393	$ 4,707
4096	624002038	390.0	$ -	$ -	$ -	$ -	$ -	$ -	$ -	$ -	$ -	$ -	$ -	$ -	$ -
4097	T610002039	368.0	$ -	$ -	$ -	$ -	$ -	$ -	$ -	$ -	$ -	$ -	$ -	$ -	$ -

Sponsored by NMGC Witness Erik C. Buchanan

WP Plant 6 Accum Res Balances

NEW MEXICO GAS COMPANY, INC.

Accumulated Reserve Account
Base Period - 12 Months Ending March 31, 2023
Future Test Year - 12 Months Ending September 30, 2025

	A	B	AC	AD	AE	AF	AG
1							
2			Balance	Balance	Balance	Balance	Balance
3	Investment Number / Beginning Balance	FERC Account	**5/31/2025**	**6/30/2025**	**7/31/2025**	**8/31/2025**	**9/30/2025**
4052	610002003	380.0	$ -	$ -	$ -	$ -	$ -
4053	T680002004	368.0	$ -	$ -	$ -	$ -	$ -
4054	T680002004	369.0	$ -	$ -	$ -	$ -	$ -
4055	660002005	390.0	$ -	$ -	$ -	$ -	$ -
4056	T610002007	390.0	$ -	$ -	$ -	$ -	$ -
4057	601002008	303.3	$ 9,177	$ 9,717	$ 10,257	$ 10,797	$ 11,337
4058	601002009	303.3	$ 4,068	$ 4,294	$ 4,520	$ 4,746	$ 4,972
4059	601002010	303.3	$ 1,326	$ 1,384	$ 1,441	$ 1,499	$ 1,557
4060	601002011	303.3	$ -	$ -	$ -	$ -	$ -
4061	601002012	303.3	$ -	$ -	$ -	$ -	$ -
4062	601002013	303.3	$ 191	$ 199	$ 207	$ 215	$ 223
4063	601002014	303.3	$ -	$ -	$ -	$ -	$ -
4064	601002015	303.3	$ 2	$ 2	$ 2	$ 2	$ 3
4065	601002016	303.3	$ -	$ -	$ -	$ -	$ -
4066	601002017	303.3	$ -	$ -	$ -	$ -	$ -
4067	601002018	303.3	$ -	$ -	$ -	$ -	$ -
4068	601002019	303.3	$ -	$ -	$ -	$ -	$ -
4069	601002020	303.3	$ -	$ -	$ -	$ -	$ -
4070	601002021	303.3	$ -	$ -	$ -	$ -	$ -
4071	601002022	303.3	$ -	$ -	$ -	$ -	$ -
4072	601002023	303.3	$ 18,009	$ 18,759	$ 19,510	$ 20,260	$ 21,010
4073	T680002024	369.0	$ -	$ -	$ -	$ -	$ -
4074	601002025	303.3	$ 21,544	$ 22,890	$ 24,237	$ 25,583	$ 26,930
4075	T680002026	368.0	$ 20	$ 21	$ 22	$ 23	$ 24
4076	T680002026	369.0	$ 84	$ 87	$ 90	$ 94	$ 97
4077	601002027	303.3	$ 6,406	$ 6,662	$ 6,918	$ 7,175	$ 7,431
4078	601002028	303.3	$ 5,755	$ 5,985	$ 6,216	$ 6,446	$ 6,676
4079	T610002029	367.1	$ 4	$ 4	$ 4	$ 4	$ 4
4080	T610002030	368.0	$ 859	$ 899	$ 938	$ 977	$ 1,016
4081	T610002030	369.0	$ 3,552	$ 3,715	$ 3,877	$ 4,039	$ 4,201
4082	T680002031	367.1	$ -	$ -	$ 59	$ 119	$ 178
4083	T680002031	368.0	$ -	$ -	$ 11	$ 23	$ 34
4084	T680002031	369.0	$ -	$ -	$ 24	$ 47	$ 71
4085	629002032	368.0	$ -	$ -	$ -	$ -	$ -
4086	629002032	369.0	$ -	$ -	$ -	$ -	$ -
4087	T624002033	367.1	$ -	$ -	$ -	$ -	$ -
4088	T624002033	368.0	$ -	$ -	$ -	$ -	$ -
4089	T624002033	369.0	$ -	$ -	$ -	$ -	$ -
4090	601002034	376.1	$ 715	$ 757	$ 799	$ 841	$ 883
4091	601002034	376.2	$ 4,814	$ 5,097	$ 5,381	$ 5,664	$ 5,947
4092	601002034	376.4	$ 611	$ 647	$ 682	$ 718	$ 754
4093	601002034	380.0	$ 982	$ 1,040	$ 1,097	$ 1,155	$ 1,213
4094	601002035	303.3	$ 1,640	$ 1,742	$ 1,845	$ 1,947	$ 2,050
4095	601002037	303.3	$ 5,021	$ 5,335	$ 5,649	$ 5,962	$ 6,276
4096	624002038	390.0	$ -	$ -	$ -	$ -	$ -
4097	T610002039	368.0	$ -	$ -	$ -	$ -	$ -

NEW MEXICO GAS COMPANY, INC.

Accumulated Reserve Account
Base Period - 12 Months Ending March 31, 2023
Future Test Year - 12 Months Ending September 30, 2025

	A	B	C	D	E	F	G	H	I	J	K	L	M	N	O
1			Adjusted Base Period												
2			Balance	Balance	Balance	Balance	Balance	Balance	Balance	Balance	Balance	Balance	Balance	Balance	Balance
3	Investment Number / Beginning Balance	FERC Account	**3/31/2023**	**4/30/2023**	**5/31/2023**	**6/30/2023**	**7/31/2023**	**8/31/2023**	**9/30/2023**	**10/31/2023**	**11/30/2023**	**12/31/2023**	**1/31/2024**	**2/29/2024**	**3/31/2024**
4098	T610002039	369.0	$ -	$ -	$ -	$ -	$ -	$ -	$ -	$ -	$ -	$ -	$ -	$ -	$ -
4099	T624002040	367.1	$ -	$ -	$ -	$ -	$ -	$ -	$ -	$ -	$ -	$ -	$ -	$ -	$ -
4100	T624002040	368.0	$ -	$ -	$ -	$ -	$ -	$ -	$ -	$ -	$ -	$ -	$ -	$ -	$ -
4101	T624002040	369.0	$ -	$ -	$ -	$ -	$ -	$ -	$ -	$ -	$ -	$ -	$ -	$ -	$ -
4102	T624002041	367.1	$ -	$ -	$ -	$ -	$ -	$ -	$ -	$ -	$ -	$ -	$ -	$ -	$ -
4103	T624002041	368.0	$ -	$ -	$ -	$ -	$ -	$ -	$ -	$ -	$ -	$ -	$ -	$ -	$ -
4104	T624002041	369.0	$ -	$ -	$ -	$ -	$ -	$ -	$ -	$ -	$ -	$ -	$ -	$ -	$ -
4105	T660002042	367.1	$ -	$ -	$ -	$ -	$ -	$ -	$ -	$ -	$ -	$ -	$ -	$ -	$ -
4106	T660002042	368.0	$ -	$ -	$ -	$ -	$ -	$ -	$ -	$ -	$ -	$ -	$ -	$ -	$ -
4107	T660002042	369.0	$ -	$ -	$ -	$ -	$ -	$ -	$ -	$ -	$ -	$ -	$ -	$ -	$ -
4108	T660002043	367.1	$ -	$ -	$ -	$ -	$ -	$ -	$ -	$ -	$ -	$ -	$ -	$ -	$ -
4109	T660002043	368.0	$ -	$ -	$ -	$ -	$ -	$ -	$ -	$ -	$ -	$ -	$ -	$ -	$ -
4110	T660002043	369.0	$ -	$ -	$ -	$ -	$ -	$ -	$ -	$ -	$ -	$ -	$ -	$ -	$ -
4111	T660002044	367.1	$ -	$ -	$ -	$ -	$ -	$ -	$ -	$ -	$ -	$ -	$ -	$ -	$ -
4112	T660002044	368.0	$ -	$ -	$ -	$ -	$ -	$ -	$ -	$ -	$ -	$ -	$ -	$ -	$ -
4113	T660002044	369.0	$ -	$ -	$ -	$ -	$ -	$ -	$ -	$ -	$ -	$ -	$ -	$ -	$ -
4114	T660002045	367.1	$ -	$ -	$ -	$ -	$ -	$ -	$ -	$ -	$ -	$ -	$ -	$ -	$ -
4115	T660002045	368.0	$ -	$ -	$ -	$ -	$ -	$ -	$ -	$ -	$ -	$ -	$ -	$ -	$ -
4116	T660002045	369.0	$ -	$ -	$ -	$ -	$ -	$ -	$ -	$ -	$ -	$ -	$ -	$ -	$ -
4117	T610002046	367.1	$ -	$ -	$ -	$ -	$ -	$ -	$ -	$ -	$ -	$ -	$ -	$ -	$ -
4118	T626002047	367.1	$ -	$ -	$ -	$ -	$ -	$ -	$ -	$ -	$ -	$ -	$ -	$ -	$ -
4119	T626002047	368.0	$ -	$ -	$ -	$ -	$ -	$ -	$ -	$ -	$ -	$ -	$ -	$ -	$ -
4120	T626002047	369.0	$ -	$ -	$ -	$ -	$ -	$ -	$ -	$ -	$ -	$ -	$ -	$ -	$ -
4121	T626002048	367.1	$ -	$ -	$ -	$ -	$ -	$ -	$ -	$ -	$ -	$ -	$ -	$ -	$ -
4122	T626002048	368.0	$ -	$ -	$ -	$ -	$ -	$ -	$ -	$ -	$ -	$ -	$ -	$ -	$ -
4123	T626002048	369.0	$ -	$ -	$ -	$ -	$ -	$ -	$ -	$ -	$ -	$ -	$ -	$ -	$ -
4124	T626002049	367.1	$ -	$ -	$ -	$ -	$ -	$ -	$ -	$ -	$ -	$ -	$ -	$ -	$ -
4125	T626002049	368.0	$ -	$ -	$ -	$ -	$ -	$ -	$ -	$ -	$ -	$ -	$ -	$ -	$ -
4126	T626002049	369.0	$ -	$ -	$ -	$ -	$ -	$ -	$ -	$ -	$ -	$ -	$ -	$ -	$ -
4127	T626002050	367.1	$ -	$ -	$ -	$ -	$ -	$ -	$ -	$ -	$ -	$ -	$ -	$ -	$ -
4128	T626002050	368.0	$ -	$ -	$ -	$ -	$ -	$ -	$ -	$ -	$ -	$ -	$ -	$ -	$ -
4129	T626002050	369.0	$ -	$ -	$ -	$ -	$ -	$ -	$ -	$ -	$ -	$ -	$ -	$ -	$ -
4130	T626002051	367.1	$ -	$ -	$ -	$ -	$ -	$ -	$ -	$ -	$ -	$ -	$ -	$ -	$ -
4131	T626002051	368.0	$ -	$ -	$ -	$ -	$ -	$ -	$ -	$ -	$ -	$ -	$ -	$ -	$ -
4132	T626002051	369.0	$ -	$ -	$ -	$ -	$ -	$ -	$ -	$ -	$ -	$ -	$ -	$ -	$ -
4133	T626002052	367.1	$ -	$ -	$ -	$ -	$ -	$ -	$ -	$ -	$ -	$ -	$ -	$ -	$ -
4134	T626002052	368.0	$ -	$ -	$ -	$ -	$ -	$ -	$ -	$ -	$ -	$ -	$ -	$ -	$ -
4135	T626002052	369.0	$ -	$ -	$ -	$ -	$ -	$ -	$ -	$ -	$ -	$ -	$ -	$ -	$ -
4136	T624002053	367.1	$ -	$ -	$ -	$ -	$ -	$ -	$ -	$ -	$ -	$ -	$ -	$ -	$ -
4137	T624002053	368.0	$ -	$ -	$ -	$ -	$ -	$ -	$ -	$ -	$ -	$ -	$ -	$ -	$ -
4138	T624002053	369.0	$ -	$ -	$ -	$ -	$ -	$ -	$ -	$ -	$ -	$ -	$ -	$ -	$ -
4139	T610002054	367.1	$ -	$ -	$ -	$ -	$ -	$ -	$ -	$ -	$ -	$ -	$ -	$ -	$ -
4140	T610002054	368.0	$ -	$ -	$ -	$ -	$ -	$ -	$ -	$ -	$ -	$ -	$ -	$ -	$ -
4141	T610002054	369.0	$ -	$ -	$ -	$ -	$ -	$ -	$ -	$ -	$ -	$ -	$ -	$ -	$ -
4142	T601002055	367.1	$ -	$ -	$ -	$ -	$ -	$ -	$ -	$ -	$ -	$ -	$ -	$ -	$ -
4143	T601002055	368.0	$ -	$ -	$ -	$ -	$ -	$ -	$ -	$ -	$ -	$ -	$ -	$ -	$ -

Sponsored by NMGC Witness Erik C. Buchanan

WP Plant 6 Accum Res Balances

NEW MEXICO GAS COMPANY, INC.

Accumulated Reserve Account
Base Period - 12 Months Ending March 31, 2023
Future Test Year - 12 Months Ending September 30, 2025

	A	B	P	Q	R	S	T	U	V	W	X	Y	Z	AA	AB
1															
2			Balance	Balance	Balance	Balance	Balance	Balance	Balance	Balance	Balance	Balance	Balance	Balance	Balance
3	Investment Number / Beginning Balance	FERC Account	4/30/2024	5/31/2024	6/30/2024	7/31/2024	8/31/2024	9/30/2024	10/31/2024	11/30/2024	12/31/2024	1/31/2025	2/28/2025	3/31/2025	4/30/2025
4098	T610002039	369.0	$ -	$ -	$ -	$ -	$ -	$ -	$ -	$ -	$ -	$ -	$ -	$ -	$ -
4099	T624002040	367.1	$ -	$ -	$ -	$ -	$ -	$ -	$ -	$ -	$ -	$ -	$ -	$ -	$ -
4100	T624002040	368.0	$ -	$ -	$ -	$ -	$ -	$ -	$ -	$ -	$ -	$ -	$ -	$ -	$ -
4101	T624002040	369.0	$ -	$ -	$ -	$ -	$ -	$ -	$ -	$ -	$ -	$ -	$ -	$ -	$ -
4102	T624002041	367.1	$ -	$ -	$ -	$ -	$ -	$ -	$ -	$ -	$ -	$ -	$ -	$ -	$ -
4103	T624002041	368.0	$ -	$ -	$ -	$ -	$ -	$ -	$ -	$ -	$ -	$ -	$ -	$ -	$ -
4104	T624002041	369.0	$ -	$ -	$ -	$ -	$ -	$ -	$ -	$ -	$ -	$ -	$ -	$ -	$ -
4105	T660002042	367.1	$ -	$ -	$ -	$ -	$ -	$ -	$ -	$ -	$ -	$ -	$ -	$ -	$ -
4106	T660002042	368.0	$ -	$ -	$ -	$ -	$ -	$ -	$ -	$ -	$ -	$ -	$ -	$ -	$ -
4107	T660002042	369.0	$ -	$ -	$ -	$ -	$ -	$ -	$ -	$ -	$ -	$ -	$ -	$ -	$ -
4108	T660002043	367.1	$ -	$ -	$ -	$ -	$ -	$ -	$ -	$ -	$ -	$ -	$ -	$ -	$ -
4109	T660002043	368.0	$ -	$ -	$ -	$ -	$ -	$ -	$ -	$ -	$ -	$ -	$ -	$ -	$ -
4110	T660002043	369.0	$ -	$ -	$ -	$ -	$ -	$ -	$ -	$ -	$ -	$ -	$ -	$ -	$ -
4111	T660002044	367.1	$ -	$ -	$ -	$ -	$ -	$ -	$ -	$ -	$ -	$ -	$ -	$ -	$ -
4112	T660002044	368.0	$ -	$ -	$ -	$ -	$ -	$ -	$ -	$ -	$ -	$ -	$ -	$ -	$ -
4113	T660002044	369.0	$ -	$ -	$ -	$ -	$ -	$ -	$ -	$ -	$ -	$ -	$ -	$ -	$ -
4114	T660002045	367.1	$ -	$ -	$ -	$ -	$ -	$ -	$ -	$ -	$ -	$ -	$ -	$ -	$ -
4115	T660002045	368.0	$ -	$ -	$ -	$ -	$ -	$ -	$ -	$ -	$ -	$ -	$ -	$ -	$ -
4116	T660002045	369.0	$ -	$ -	$ -	$ -	$ -	$ -	$ -	$ -	$ -	$ -	$ -	$ -	$ -
4117	T610002046	367.1	$ -	$ -	$ -	$ -	$ -	$ -	$ -	$ -	$ -	$ -	$ -	$ -	$ -
4118	T626002047	367.1	$ -	$ -	$ -	$ -	$ -	$ -	$ -	$ -	$ -	$ -	$ -	$ -	$ -
4119	T626002047	368.0	$ -	$ -	$ -	$ -	$ -	$ -	$ -	$ -	$ -	$ -	$ -	$ -	$ -
4120	T626002047	369.0	$ -	$ -	$ -	$ -	$ -	$ -	$ -	$ -	$ -	$ -	$ -	$ -	$ -
4121	T626002048	367.1	$ -	$ -	$ -	$ -	$ -	$ -	$ -	$ -	$ -	$ -	$ -	$ -	$ -
4122	T626002048	368.0	$ -	$ -	$ -	$ -	$ -	$ -	$ -	$ -	$ -	$ -	$ -	$ -	$ -
4123	T626002048	369.0	$ -	$ -	$ -	$ -	$ -	$ -	$ -	$ -	$ -	$ -	$ -	$ -	$ -
4124	T626002049	367.1	$ -	$ -	$ -	$ -	$ -	$ -	$ -	$ -	$ -	$ -	$ -	$ -	$ -
4125	T626002049	368.0	$ -	$ -	$ -	$ -	$ -	$ -	$ -	$ -	$ -	$ -	$ -	$ -	$ -
4126	T626002049	369.0	$ -	$ -	$ -	$ -	$ -	$ -	$ -	$ -	$ -	$ -	$ -	$ -	$ -
4127	T626002050	367.1	$ -	$ -	$ -	$ -	$ -	$ -	$ -	$ -	$ -	$ -	$ -	$ -	$ -
4128	T626002050	368.0	$ -	$ -	$ -	$ -	$ -	$ -	$ -	$ -	$ -	$ -	$ -	$ -	$ -
4129	T626002050	369.0	$ -	$ -	$ -	$ -	$ -	$ -	$ -	$ -	$ -	$ -	$ -	$ -	$ -
4130	T626002051	367.1	$ -	$ -	$ -	$ -	$ -	$ -	$ -	$ -	$ -	$ -	$ -	$ -	$ -
4131	T626002051	368.0	$ -	$ -	$ -	$ -	$ -	$ -	$ -	$ -	$ -	$ -	$ -	$ -	$ -
4132	T626002051	369.0	$ -	$ -	$ -	$ -	$ -	$ -	$ -	$ -	$ -	$ -	$ -	$ -	$ -
4133	T626002052	367.1	$ -	$ -	$ -	$ -	$ -	$ -	$ -	$ -	$ -	$ -	$ -	$ -	$ -
4134	T626002052	368.0	$ -	$ -	$ -	$ -	$ -	$ -	$ -	$ -	$ -	$ -	$ -	$ -	$ -
4135	T626002052	369.0	$ -	$ -	$ -	$ -	$ -	$ -	$ -	$ -	$ -	$ -	$ -	$ -	$ -
4136	T624002053	367.1	$ -	$ -	$ -	$ -	$ -	$ -	$ -	$ -	$ -	$ -	$ -	$ -	$ -
4137	T624002053	368.0	$ -	$ -	$ -	$ -	$ -	$ -	$ -	$ -	$ -	$ -	$ -	$ -	$ -
4138	T624002053	369.0	$ -	$ -	$ -	$ -	$ -	$ -	$ -	$ -	$ -	$ -	$ -	$ -	$ -
4139	T610002054	367.1	$ -	$ -	$ -	$ -	$ -	$ -	$ -	$ -	$ -	$ -	$ -	$ -	$ -
4140	T610002054	368.0	$ -	$ -	$ -	$ -	$ -	$ -	$ -	$ -	$ -	$ -	$ -	$ -	$ -
4141	T610002054	369.0	$ -	$ -	$ -	$ -	$ -	$ -	$ -	$ -	$ -	$ -	$ -	$ -	$ -
4142	T601002055	367.1	$ -	$ -	$ -	$ -	$ -	$ -	$ -	$ -	$ -	$ -	$ -	$ -	$ -
4143	T601002055	368.0	$ -	$ -	$ -	$ -	$ -	$ -	$ -	$ -	$ -	$ -	$ -	$ -	$ -

Sponsored by NMGC Witness Erik C. Buchanan

WP Plant 6 Accum Res Balances

NEW MEXICO GAS COMPANY, INC.

Accumulated Reserve Account
Base Period - 12 Months Ending March 31, 2023
Future Test Year - 12 Months Ending September 30, 2025

	A	B	AC	AD	AE	AF	AG
1							
2			Balance	Balance	Balance	Balance	Balance
3	Investment Number / Beginning Balance	FERC Account	**5/31/2025**	**6/30/2025**	**7/31/2025**	**8/31/2025**	**9/30/2025**
4098	T610002039	369.0	$ -	$ -	$ -	$ -	$ -
4099	T624002040	367.1	$ -	$ -	$ -	$ -	$ -
4100	T624002040	368.0	$ -	$ -	$ -	$ -	$ -
4101	T624002040	369.0	$ -	$ -	$ -	$ -	$ -
4102	T624002041	367.1	$ -	$ -	$ -	$ -	$ -
4103	T624002041	368.0	$ -	$ -	$ -	$ -	$ -
4104	T624002041	369.0	$ -	$ -	$ -	$ -	$ -
4105	T660002042	367.1	$ -	$ -	$ -	$ -	$ -
4106	T660002042	368.0	$ -	$ -	$ -	$ -	$ -
4107	T660002042	369.0	$ -	$ -	$ -	$ -	$ -
4108	T660002043	367.1	$ -	$ -	$ -	$ -	$ -
4109	T660002043	368.0	$ -	$ -	$ -	$ -	$ -
4110	T660002043	369.0	$ -	$ -	$ -	$ -	$ -
4111	T660002044	367.1	$ -	$ -	$ -	$ -	$ -
4112	T660002044	368.0	$ -	$ -	$ -	$ -	$ -
4113	T660002044	369.0	$ -	$ -	$ -	$ -	$ -
4114	T660002045	367.1	$ -	$ -	$ -	$ -	$ -
4115	T660002045	368.0	$ -	$ -	$ -	$ -	$ -
4116	T660002045	369.0	$ -	$ -	$ -	$ -	$ -
4117	T610002046	367.1	$ -	$ -	$ -	$ -	$ -
4118	T626002047	367.1	$ -	$ -	$ -	$ -	$ -
4119	T626002047	368.0	$ -	$ -	$ -	$ -	$ -
4120	T626002047	369.0	$ -	$ -	$ -	$ -	$ -
4121	T626002048	367.1	$ -	$ -	$ -	$ -	$ -
4122	T626002048	368.0	$ -	$ -	$ -	$ -	$ -
4123	T626002048	369.0	$ -	$ -	$ -	$ -	$ -
4124	T626002049	367.1	$ -	$ -	$ -	$ -	$ -
4125	T626002049	368.0	$ -	$ -	$ -	$ -	$ -
4126	T626002049	369.0	$ -	$ -	$ -	$ -	$ -
4127	T626002050	367.1	$ -	$ -	$ -	$ -	$ -
4128	T626002050	368.0	$ -	$ -	$ -	$ -	$ -
4129	T626002050	369.0	$ -	$ -	$ -	$ -	$ -
4130	T626002051	367.1	$ -	$ -	$ -	$ -	$ -
4131	T626002051	368.0	$ -	$ -	$ -	$ -	$ -
4132	T626002051	369.0	$ -	$ -	$ -	$ -	$ -
4133	T626002052	367.1	$ -	$ -	$ -	$ -	$ -
4134	T626002052	368.0	$ -	$ -	$ -	$ -	$ -
4135	T626002052	369.0	$ -	$ -	$ -	$ -	$ -
4136	T624002053	367.1	$ -	$ -	$ -	$ -	$ -
4137	T624002053	368.0	$ -	$ -	$ -	$ -	$ -
4138	T624002053	369.0	$ -	$ -	$ -	$ -	$ -
4139	T610002054	367.1	$ -	$ -	$ -	$ -	$ -
4140	T610002054	368.0	$ -	$ -	$ -	$ -	$ -
4141	T610002054	369.0	$ -	$ -	$ -	$ -	$ -
4142	T601002055	367.1	$ -	$ -	$ -	$ -	$ -
4143	T601002055	368.0	$ -	$ -	$ -	$ -	$ -

Sponsored by NMGC Witness Erik C. Buchanan

NEW MEXICO GAS COMPANY, INC.

Accumulated Reserve Account
Base Period - 12 Months Ending March 31, 2023
Future Test Year - 12 Months Ending September 30, 2025

	A	B	C	D	E	F	G	H	I	J	K	L	M	N	O
1			Adjusted Base Period												
2			Balance	Balance	Balance	Balance	Balance	Balance	Balance	Balance	Balance	Balance	Balance	Balance	Balance
3	Investment Number / Beginning Balance	FERC Account	**3/31/2023**	**4/30/2023**	**5/31/2023**	**6/30/2023**	**7/31/2023**	**8/31/2023**	**9/30/2023**	**10/31/2023**	**11/30/2023**	**12/31/2023**	**1/31/2024**	**2/29/2024**	**3/31/2024**
4144	T601002055	369.0	$ -	$ -	$ -	$ -	$ -	$ -	$ -	$ -	$ -	$ -	$ -	$ -	$ -
4145	T601002056	367.1	$ -	$ -	$ -	$ -	$ -	$ -	$ -	$ -	$ -	$ -	$ -	$ -	$ -
4146	T601002056	368.0	$ -	$ -	$ -	$ -	$ -	$ -	$ -	$ -	$ -	$ -	$ -	$ -	$ -
4147	T601002056	369.0	$ -	$ -	$ -	$ -	$ -	$ -	$ -	$ -	$ -	$ -	$ -	$ -	$ -
4148	T601002057	367.1	$ -	$ -	$ -	$ -	$ -	$ -	$ -	$ -	$ -	$ -	$ -	$ -	$ -
4149	T601002057	368.0	$ -	$ -	$ -	$ -	$ -	$ -	$ -	$ -	$ -	$ -	$ -	$ -	$ -
4150	T601002057	369.0	$ -	$ -	$ -	$ -	$ -	$ -	$ -	$ -	$ -	$ -	$ -	$ -	$ -
4151	T601002058	367.1	$ -	$ -	$ -	$ -	$ -	$ -	$ -	$ -	$ -	$ -	$ -	$ -	$ -
4152	T601002058	368.0	$ -	$ -	$ -	$ -	$ -	$ -	$ -	$ -	$ -	$ -	$ -	$ -	$ -
4153	T601002058	369.0	$ -	$ -	$ -	$ -	$ -	$ -	$ -	$ -	$ -	$ -	$ -	$ -	$ -
4154	T601002059	367.1	$ -	$ -	$ -	$ -	$ -	$ -	$ -	$ -	$ -	$ -	$ -	$ -	$ -
4155	T601002059	368.0	$ -	$ -	$ -	$ -	$ -	$ -	$ -	$ -	$ -	$ -	$ -	$ -	$ -
4156	T601002059	369.0	$ -	$ -	$ -	$ -	$ -	$ -	$ -	$ -	$ -	$ -	$ -	$ -	$ -
4157	T601002060	367.1	$ -	$ -	$ -	$ -	$ -	$ -	$ -	$ -	$ -	$ -	$ -	$ -	$ -
4158	T601002060	368.0	$ -	$ -	$ -	$ -	$ -	$ -	$ -	$ -	$ -	$ -	$ -	$ -	$ -
4159	T601002060	369.0	$ -	$ -	$ -	$ -	$ -	$ -	$ -	$ -	$ -	$ -	$ -	$ -	$ -
4160	T601002061	367.1	$ -	$ -	$ -	$ -	$ -	$ -	$ -	$ -	$ -	$ -	$ -	$ -	$ -
4161	T601002061	368.0	$ -	$ -	$ -	$ -	$ -	$ -	$ -	$ -	$ -	$ -	$ -	$ -	$ -
4162	T601002061	369.0	$ -	$ -	$ -	$ -	$ -	$ -	$ -	$ -	$ -	$ -	$ -	$ -	$ -
4163	T601002062	367.1	$ -	$ -	$ -	$ -	$ -	$ -	$ -	$ -	$ -	$ -	$ -	$ -	$ -
4164	T601002062	368.0	$ -	$ -	$ -	$ -	$ -	$ -	$ -	$ -	$ -	$ -	$ -	$ -	$ -
4165	T601002062	369.0	$ -	$ -	$ -	$ -	$ -	$ -	$ -	$ -	$ -	$ -	$ -	$ -	$ -
4166	T601002063	367.1	$ -	$ -	$ -	$ -	$ -	$ -	$ -	$ -	$ -	$ -	$ -	$ -	$ -
4167	T601002063	368.0	$ -	$ -	$ -	$ -	$ -	$ -	$ -	$ -	$ -	$ -	$ -	$ -	$ -
4168	T601002063	369.0	$ -	$ -	$ -	$ -	$ -	$ -	$ -	$ -	$ -	$ -	$ -	$ -	$ -
4169	T601002064	367.1	$ -	$ -	$ -	$ -	$ -	$ -	$ -	$ -	$ -	$ -	$ -	$ -	$ -
4170	T601002064	368.0	$ -	$ -	$ -	$ -	$ -	$ -	$ -	$ -	$ -	$ -	$ -	$ -	$ -
4171	T601002064	369.0	$ -	$ -	$ -	$ -	$ -	$ -	$ -	$ -	$ -	$ -	$ -	$ -	$ -
4172	T601002065	367.1	$ -	$ -	$ -	$ -	$ -	$ -	$ -	$ -	$ -	$ -	$ -	$ -	$ -
4173	T601002065	368.0	$ -	$ -	$ -	$ -	$ -	$ -	$ -	$ -	$ -	$ -	$ -	$ -	$ -
4174	T601002065	369.0	$ -	$ -	$ -	$ -	$ -	$ -	$ -	$ -	$ -	$ -	$ -	$ -	$ -
4175	T601002066	367.1	$ -	$ -	$ -	$ -	$ -	$ -	$ -	$ -	$ -	$ -	$ -	$ -	$ -
4176	T601002066	368.0	$ -	$ -	$ -	$ -	$ -	$ -	$ -	$ -	$ -	$ -	$ -	$ -	$ -
4177	T601002066	369.0	$ -	$ -	$ -	$ -	$ -	$ -	$ -	$ -	$ -	$ -	$ -	$ -	$ -
4178	T601002067	367.1	$ -	$ -	$ -	$ -	$ -	$ -	$ -	$ -	$ -	$ -	$ -	$ -	$ -
4179	T601002067	368.0	$ -	$ -	$ -	$ -	$ -	$ -	$ -	$ -	$ -	$ -	$ -	$ -	$ -
4180	T601002067	369.0	$ -	$ -	$ -	$ -	$ -	$ -	$ -	$ -	$ -	$ -	$ -	$ -	$ -
4181	T601002068	367.1	$ -	$ -	$ -	$ -	$ -	$ -	$ -	$ -	$ -	$ -	$ -	$ -	$ -
4182	T601002068	368.0	$ -	$ -	$ -	$ -	$ -	$ -	$ -	$ -	$ -	$ -	$ -	$ -	$ -
4183	T601002068	369.0	$ -	$ -	$ -	$ -	$ -	$ -	$ -	$ -	$ -	$ -	$ -	$ -	$ -
4184	T601002069	367.1	$ -	$ -	$ -	$ -	$ -	$ -	$ -	$ -	$ -	$ -	$ -	$ -	$ -
4185	T601002069	368.0	$ -	$ -	$ -	$ -	$ -	$ -	$ -	$ -	$ -	$ -	$ -	$ -	$ -
4186	T601002069	369.0	$ -	$ -	$ -	$ -	$ -	$ -	$ -	$ -	$ -	$ -	$ -	$ -	$ -
4187	T601002070	367.1	$ -	$ -	$ -	$ -	$ -	$ -	$ -	$ -	$ -	$ -	$ -	$ -	$ -
4188	T601002070	368.0	$ -	$ -	$ -	$ -	$ -	$ -	$ -	$ -	$ -	$ -	$ -	$ -	$ -
4189	T601002070	369.0	$ -	$ -	$ -	$ -	$ -	$ -	$ -	$ -	$ -	$ -	$ -	$ -	$ -

Sponsored by NMGC Witness Erik C. Buchanan

WP Plant 6 Accum Res Balances

NEW MEXICO GAS COMPANY, INC.

Accumulated Reserve Account
Base Period - 12 Months Ending March 31, 2023
Future Test Year - 12 Months Ending September 30, 2025

	A	B	P	Q	R	S	T	U	V	W	X	Y	Z	AA	AB
1															
2			Balance	Balance	Balance	Balance	Balance	Balance	Balance	Balance	Balance	Balance	Balance	Balance	Balance
3	Investment Number / Beginning Balance	FERC Account	4/30/2024	5/31/2024	6/30/2024	7/31/2024	8/31/2024	9/30/2024	10/31/2024	11/30/2024	12/31/2024	1/31/2025	2/28/2025	3/31/2025	4/30/2025
4144	T601002055	369.0	$ -	$ -	$ -	$ -	$ -	$ -	$ -	$ -	$ -	$ -	$ -	$ -	$ -
4145	T601002056	367.1	$ -	$ -	$ -	$ -	$ -	$ -	$ -	$ -	$ -	$ -	$ -	$ -	$ -
4146	T601002056	368.0	$ -	$ -	$ -	$ -	$ -	$ -	$ -	$ -	$ -	$ -	$ -	$ -	$ -
4147	T601002056	369.0	$ -	$ -	$ -	$ -	$ -	$ -	$ -	$ -	$ -	$ -	$ -	$ -	$ -
4148	T601002057	367.1	$ -	$ -	$ -	$ -	$ -	$ -	$ -	$ -	$ -	$ -	$ -	$ -	$ -
4149	T601002057	368.0	$ -	$ -	$ -	$ -	$ -	$ -	$ -	$ -	$ -	$ -	$ -	$ -	$ -
4150	T601002057	369.0	$ -	$ -	$ -	$ -	$ -	$ -	$ -	$ -	$ -	$ -	$ -	$ -	$ -
4151	T601002058	367.1	$ -	$ -	$ -	$ -	$ -	$ -	$ -	$ -	$ -	$ -	$ -	$ -	$ -
4152	T601002058	368.0	$ -	$ -	$ -	$ -	$ -	$ -	$ -	$ -	$ -	$ -	$ -	$ -	$ -
4153	T601002058	369.0	$ -	$ -	$ -	$ -	$ -	$ -	$ -	$ -	$ -	$ -	$ -	$ -	$ -
4154	T601002059	367.1	$ -	$ -	$ -	$ -	$ -	$ -	$ -	$ -	$ -	$ -	$ -	$ -	$ -
4155	T601002059	368.0	$ -	$ -	$ -	$ -	$ -	$ -	$ -	$ -	$ -	$ -	$ -	$ -	$ -
4156	T601002059	369.0	$ -	$ -	$ -	$ -	$ -	$ -	$ -	$ -	$ -	$ -	$ -	$ -	$ -
4157	T601002060	367.1	$ -	$ -	$ -	$ -	$ -	$ -	$ -	$ -	$ -	$ -	$ -	$ -	$ -
4158	T601002060	368.0	$ -	$ -	$ -	$ -	$ -	$ -	$ -	$ -	$ -	$ -	$ -	$ -	$ -
4159	T601002060	369.0	$ -	$ -	$ -	$ -	$ -	$ -	$ -	$ -	$ -	$ -	$ -	$ -	$ -
4160	T601002061	367.1	$ -	$ -	$ -	$ -	$ -	$ -	$ -	$ -	$ -	$ -	$ -	$ -	$ -
4161	T601002061	368.0	$ -	$ -	$ -	$ -	$ -	$ -	$ -	$ -	$ -	$ -	$ -	$ -	$ -
4162	T601002061	369.0	$ -	$ -	$ -	$ -	$ -	$ -	$ -	$ -	$ -	$ -	$ -	$ -	$ -
4163	T601002062	367.1	$ -	$ -	$ -	$ -	$ -	$ -	$ -	$ -	$ -	$ -	$ -	$ -	$ -
4164	T601002062	368.0	$ -	$ -	$ -	$ -	$ -	$ -	$ -	$ -	$ -	$ -	$ -	$ -	$ -
4165	T601002062	369.0	$ -	$ -	$ -	$ -	$ -	$ -	$ -	$ -	$ -	$ -	$ -	$ -	$ -
4166	T601002063	367.1	$ -	$ -	$ -	$ -	$ -	$ -	$ -	$ -	$ -	$ -	$ -	$ -	$ -
4167	T601002063	368.0	$ -	$ -	$ -	$ -	$ -	$ -	$ -	$ -	$ -	$ -	$ -	$ -	$ -
4168	T601002063	369.0	$ -	$ -	$ -	$ -	$ -	$ -	$ -	$ -	$ -	$ -	$ -	$ -	$ -
4169	T601002064	367.1	$ -	$ -	$ -	$ -	$ -	$ -	$ -	$ -	$ -	$ -	$ -	$ -	$ -
4170	T601002064	368.0	$ -	$ -	$ -	$ -	$ -	$ -	$ -	$ -	$ -	$ -	$ -	$ -	$ -
4171	T601002064	369.0	$ -	$ -	$ -	$ -	$ -	$ -	$ -	$ -	$ -	$ -	$ -	$ -	$ -
4172	T601002065	367.1	$ -	$ -	$ -	$ -	$ -	$ -	$ -	$ -	$ -	$ -	$ -	$ -	$ -
4173	T601002065	368.0	$ -	$ -	$ -	$ -	$ -	$ -	$ -	$ -	$ -	$ -	$ -	$ -	$ -
4174	T601002065	369.0	$ -	$ -	$ -	$ -	$ -	$ -	$ -	$ -	$ -	$ -	$ -	$ -	$ -
4175	T601002066	367.1	$ -	$ -	$ -	$ -	$ -	$ -	$ -	$ -	$ -	$ -	$ -	$ -	$ -
4176	T601002066	368.0	$ -	$ -	$ -	$ -	$ -	$ -	$ -	$ -	$ -	$ -	$ -	$ -	$ -
4177	T601002066	369.0	$ -	$ -	$ -	$ -	$ -	$ -	$ -	$ -	$ -	$ -	$ -	$ -	$ -
4178	T601002067	367.1	$ -	$ -	$ -	$ -	$ -	$ -	$ -	$ -	$ -	$ -	$ -	$ -	$ -
4179	T601002067	368.0	$ -	$ -	$ -	$ -	$ -	$ -	$ -	$ -	$ -	$ -	$ -	$ -	$ -
4180	T601002067	369.0	$ -	$ -	$ -	$ -	$ -	$ -	$ -	$ -	$ -	$ -	$ -	$ -	$ -
4181	T601002068	367.1	$ -	$ -	$ -	$ -	$ -	$ -	$ -	$ -	$ -	$ -	$ -	$ -	$ -
4182	T601002068	368.0	$ -	$ -	$ -	$ -	$ -	$ -	$ -	$ -	$ -	$ -	$ -	$ -	$ -
4183	T601002068	369.0	$ -	$ -	$ -	$ -	$ -	$ -	$ -	$ -	$ -	$ -	$ -	$ -	$ -
4184	T601002069	367.1	$ -	$ -	$ -	$ -	$ -	$ -	$ -	$ -	$ -	$ -	$ -	$ -	$ -
4185	T601002069	368.0	$ -	$ -	$ -	$ -	$ -	$ -	$ -	$ -	$ -	$ -	$ -	$ -	$ -
4186	T601002069	369.0	$ -	$ -	$ -	$ -	$ -	$ -	$ -	$ -	$ -	$ -	$ -	$ -	$ -
4187	T601002070	367.1	$ -	$ -	$ -	$ -	$ -	$ -	$ -	$ -	$ -	$ -	$ -	$ -	$ -
4188	T601002070	368.0	$ -	$ -	$ -	$ -	$ -	$ -	$ -	$ -	$ -	$ -	$ -	$ -	$ -
4189	T601002070	369.0	$ -	$ -	$ -	$ -	$ -	$ -	$ -	$ -	$ -	$ -	$ -	$ -	$ -

Sponsored by NMGC Witness Erik C. Buchanan

WP Plant 6 Accum Res Balances

NEW MEXICO GAS COMPANY, INC.

Accumulated Reserve Account
Base Period - 12 Months Ending March 31, 2023
Future Test Year - 12 Months Ending September 30, 2025

	A	B	AC	AD	AE	AF	AG
1							
2			Balance	Balance	Balance	Balance	Balance
3	Investment Number / Beginning Balance	FERC Account	**5/31/2025**	**6/30/2025**	**7/31/2025**	**8/31/2025**	**9/30/2025**
4144	T601002055	369.0	$ -	$ -	$ -	$ -	$ -
4145	T601002056	367.1	$ -	$ -	$ -	$ -	$ -
4146	T601002056	368.0	$ -	$ -	$ -	$ -	$ -
4147	T601002056	369.0	$ -	$ -	$ -	$ -	$ -
4148	T601002057	367.1	$ -	$ -	$ -	$ -	$ -
4149	T601002057	368.0	$ -	$ -	$ -	$ -	$ -
4150	T601002057	369.0	$ -	$ -	$ -	$ -	$ -
4151	T601002058	367.1	$ -	$ -	$ -	$ -	$ -
4152	T601002058	368.0	$ -	$ -	$ -	$ -	$ -
4153	T601002058	369.0	$ -	$ -	$ -	$ -	$ -
4154	T601002059	367.1	$ -	$ -	$ -	$ -	$ -
4155	T601002059	368.0	$ -	$ -	$ -	$ -	$ -
4156	T601002059	369.0	$ -	$ -	$ -	$ -	$ -
4157	T601002060	367.1	$ -	$ -	$ -	$ -	$ -
4158	T601002060	368.0	$ -	$ -	$ -	$ -	$ -
4159	T601002060	369.0	$ -	$ -	$ -	$ -	$ -
4160	T601002061	367.1	$ -	$ -	$ -	$ -	$ -
4161	T601002061	368.0	$ -	$ -	$ -	$ -	$ -
4162	T601002061	369.0	$ -	$ -	$ -	$ -	$ -
4163	T601002062	367.1	$ -	$ -	$ -	$ -	$ -
4164	T601002062	368.0	$ -	$ -	$ -	$ -	$ -
4165	T601002062	369.0	$ -	$ -	$ -	$ -	$ -
4166	T601002063	367.1	$ -	$ -	$ -	$ -	$ -
4167	T601002063	368.0	$ -	$ -	$ -	$ -	$ -
4168	T601002063	369.0	$ -	$ -	$ -	$ -	$ -
4169	T601002064	367.1	$ -	$ -	$ -	$ -	$ -
4170	T601002064	368.0	$ -	$ -	$ -	$ -	$ -
4171	T601002064	369.0	$ -	$ -	$ -	$ -	$ -
4172	T601002065	367.1	$ -	$ -	$ -	$ -	$ -
4173	T601002065	368.0	$ -	$ -	$ -	$ -	$ -
4174	T601002065	369.0	$ -	$ -	$ -	$ -	$ -
4175	T601002066	367.1	$ -	$ -	$ -	$ -	$ -
4176	T601002066	368.0	$ -	$ -	$ -	$ -	$ -
4177	T601002066	369.0	$ -	$ -	$ -	$ -	$ -
4178	T601002067	367.1	$ -	$ -	$ -	$ -	$ -
4179	T601002067	368.0	$ -	$ -	$ -	$ -	$ -
4180	T601002067	369.0	$ -	$ -	$ -	$ -	$ -
4181	T601002068	367.1	$ -	$ -	$ -	$ -	$ -
4182	T601002068	368.0	$ -	$ -	$ -	$ -	$ -
4183	T601002068	369.0	$ -	$ -	$ -	$ -	$ -
4184	T601002069	367.1	$ -	$ -	$ -	$ -	$ -
4185	T601002069	368.0	$ -	$ -	$ -	$ -	$ -
4186	T601002069	369.0	$ -	$ -	$ -	$ -	$ -
4187	T601002070	367.1	$ -	$ -	$ -	$ -	$ -
4188	T601002070	368.0	$ -	$ -	$ -	$ -	$ -
4189	T601002070	369.0	$ -	$ -	$ -	$ -	$ -

Sponsored by NMGC Witness Erik C. Buchanan

NEW MEXICO GAS COMPANY, INC.

Accumulated Reserve Account
Base Period - 12 Months Ending March 31, 2023
Future Test Year - 12 Months Ending September 30, 2025

	A	B	C	D	E	F	G	H	I	J	K	L	M	N	O
1			Adjusted Base Period												
2			Balance	Balance	Balance	Balance	Balance	Balance	Balance	Balance	Balance	Balance	Balance	Balance	Balance
3	Investment Number / Beginning Balance	FERC Account	**3/31/2023**	**4/30/2023**	**5/31/2023**	**6/30/2023**	**7/31/2023**	**8/31/2023**	**9/30/2023**	**10/31/2023**	**11/30/2023**	**12/31/2023**	**1/31/2024**	**2/29/2024**	**3/31/2024**
4190	T601002071	367.1	$ -	$ -	$ -	$ -	$ -	$ -	$ -	$ -	$ -	$ -	$ -	$ -	$ -
4191	T601002071	368.0	$ -	$ -	$ -	$ -	$ -	$ -	$ -	$ -	$ -	$ -	$ -	$ -	$ -
4192	T601002071	369.0	$ -	$ -	$ -	$ -	$ -	$ -	$ -	$ -	$ -	$ -	$ -	$ -	$ -
4193	T601002072	367.1	$ -	$ -	$ -	$ -	$ -	$ -	$ -	$ -	$ -	$ -	$ -	$ -	$ -
4194	T601002072	368.0	$ -	$ -	$ -	$ -	$ -	$ -	$ -	$ -	$ -	$ -	$ -	$ -	$ -
4195	T601002072	369.0	$ -	$ -	$ -	$ -	$ -	$ -	$ -	$ -	$ -	$ -	$ -	$ -	$ -
4196	T624002073	367.1	$ -	$ -	$ -	$ -	$ -	$ -	$ -	$ -	$ -	$ -	$ -	$ -	$ -
4197	T624002073	368.0	$ -	$ -	$ -	$ -	$ -	$ -	$ -	$ -	$ -	$ -	$ -	$ -	$ -
4198	T624002073	369.0	$ -	$ -	$ -	$ -	$ -	$ -	$ -	$ -	$ -	$ -	$ -	$ -	$ -
4199	T624002074	367.1	$ -	$ -	$ -	$ -	$ -	$ -	$ -	$ -	$ -	$ -	$ -	$ -	$ -
4200	T624002074	368.0	$ -	$ -	$ -	$ -	$ -	$ -	$ -	$ -	$ -	$ -	$ -	$ -	$ -
4201	T624002074	369.0	$ -	$ -	$ -	$ -	$ -	$ -	$ -	$ -	$ -	$ -	$ -	$ -	$ -
4202	667002075	390.0	$ -	$ -	$ -	$ -	$ -	$ -	$ -	$ -	$ -	$ -	$ -	$ -	$ -
4203	T624002076	367.1	$ -	$ -	$ -	$ -	$ -	$ -	$ -	$ -	$ -	$ -	$ -	$ -	$ -
4204	T624002076	368.0	$ -	$ -	$ -	$ -	$ -	$ -	$ -	$ -	$ -	$ -	$ -	$ -	$ -
4205	T624002076	369.0	$ -	$ -	$ -	$ -	$ -	$ -	$ -	$ -	$ -	$ -	$ -	$ -	$ -
4206	T624002077	367.1	$ -	$ -	$ -	$ -	$ -	$ -	$ -	$ -	$ -	$ -	$ -	$ -	$ -
4207	T624002077	368.0	$ -	$ -	$ -	$ -	$ -	$ -	$ -	$ -	$ -	$ -	$ -	$ -	$ -
4208	T624002077	369.0	$ -	$ -	$ -	$ -	$ -	$ -	$ -	$ -	$ -	$ -	$ -	$ -	$ -
4209	T624002078	367.1	$ -	$ -	$ -	$ -	$ -	$ -	$ -	$ -	$ -	$ -	$ -	$ -	$ -
4210	T624002078	368.0	$ -	$ -	$ -	$ -	$ -	$ -	$ -	$ -	$ -	$ -	$ -	$ -	$ -
4211	T624002078	369.0	$ -	$ -	$ -	$ -	$ -	$ -	$ -	$ -	$ -	$ -	$ -	$ -	$ -
4212	T624002079	367.1	$ -	$ -	$ -	$ -	$ -	$ -	$ -	$ -	$ -	$ -	$ -	$ -	$ -
4213	T624002079	368.0	$ -	$ -	$ -	$ -	$ -	$ -	$ -	$ -	$ -	$ -	$ -	$ -	$ -
4214	T624002079	369.0	$ -	$ -	$ -	$ -	$ -	$ -	$ -	$ -	$ -	$ -	$ -	$ -	$ -
4215	T621002080	367.1	$ -	$ -	$ -	$ -	$ -	$ -	$ -	$ -	$ -	$ -	$ -	$ -	$ -
4216	T621002080	368.0	$ -	$ -	$ -	$ -	$ -	$ -	$ -	$ -	$ -	$ -	$ -	$ -	$ -
4217	T621002080	369.0	$ -	$ -	$ -	$ -	$ -	$ -	$ -	$ -	$ -	$ -	$ -	$ -	$ -
4218	T601002081	367.1	$ -	$ -	$ -	$ -	$ -	$ -	$ -	$ -	$ -	$ -	$ -	$ -	$ -
4219	T601002081	368.0	$ -	$ -	$ -	$ -	$ -	$ -	$ -	$ -	$ -	$ -	$ -	$ -	$ -
4220	T601002081	369.0	$ -	$ -	$ -	$ -	$ -	$ -	$ -	$ -	$ -	$ -	$ -	$ -	$ -
4221	T610002082	367.1	$ -	$ -	$ -	$ -	$ -	$ -	$ -	$ -	$ -	$ -	$ -	$ -	$ -
4222	T610002082	368.0	$ -	$ -	$ -	$ -	$ -	$ -	$ -	$ -	$ -	$ -	$ -	$ -	$ -
4223	T610002082	369.0	$ -	$ -	$ -	$ -	$ -	$ -	$ -	$ -	$ -	$ -	$ -	$ -	$ -
4224	T624002083	367.1	$ -	$ -	$ -	$ -	$ -	$ -	$ -	$ -	$ -	$ -	$ -	$ -	$ -
4225	T624002083	368.0	$ -	$ -	$ -	$ -	$ -	$ -	$ -	$ -	$ -	$ -	$ -	$ -	$ -
4226	T624002083	369.0	$ -	$ -	$ -	$ -	$ -	$ -	$ -	$ -	$ -	$ -	$ -	$ -	$ -
4227	T610002084	368.0	$ -	$ -	$ -	$ -	$ -	$ -	$ -	$ -	$ -	$ -	$ -	$ -	$ -
4228	T610002084	369.0	$ -	$ -	$ -	$ -	$ -	$ -	$ -	$ -	$ -	$ -	$ -	$ -	$ -
4229	T624002085	367.1	$ -	$ -	$ -	$ -	$ -	$ 489	$ 922	$ 1,355	$ 1,787	$ 2,220	$ 2,653	$ 3,086	$ 3,519
4230	T624002085	368.0	$ -	$ -	$ -	$ -	$ -	$ 75	$ 158	$ 241	$ 324	$ 407	$ 490	$ 573	$ 656
4231	T624002085	369.0	$ -	$ -	$ -	$ -	$ -	$ 155	$ 326	$ 498	$ 670	$ 841	$ 1,013	$ 1,185	$ 1,356
4232	T624002086	367.1	$ -	$ -	$ -	$ -	$ -	$ -	$ -	$ -	$ -	$ -	$ -	$ -	$ -
4233	T624002086	368.0	$ -	$ -	$ -	$ -	$ -	$ -	$ -	$ -	$ -	$ -	$ -	$ -	$ -
4234	T624002086	369.0	$ -	$ -	$ -	$ -	$ -	$ -	$ -	$ -	$ -	$ -	$ -	$ -	$ -
4235	660002087	376.1	$ -	$ -	$ -	$ -	$ -	$ -	$ -	$ -	$ -	$ -	$ -	$ -	$ -

Sponsored by NMGC Witness Erik C. Buchanan

WP Plant 6 Accum Res Balances

NEW MEXICO GAS COMPANY, INC.

Accumulated Reserve Account
Base Period - 12 Months Ending March 31, 2023
Future Test Year - 12 Months Ending September 30, 2025

	A	B	P	Q	R	S	T	U	V	W	X	Y	Z	AA	AB
1															
2			Balance	Balance	Balance	Balance	Balance	Balance	Balance	Balance	Balance	Balance	Balance	Balance	Balance
3	Investment Number / Beginning Balance	FERC Account	4/30/2024	5/31/2024	6/30/2024	7/31/2024	8/31/2024	9/30/2024	10/31/2024	11/30/2024	12/31/2024	1/31/2025	2/28/2025	3/31/2025	4/30/2025
4190	T601002071	367.1	$ -	$ -	$ -	$ -	$ -	$ -	$ -	$ -	$ -	$ -	$ -	$ -	$ -
4191	T601002071	368.0	$ -	$ -	$ -	$ -	$ -	$ -	$ -	$ -	$ -	$ -	$ -	$ -	$ -
4192	T601002071	369.0	$ -	$ -	$ -	$ -	$ -	$ -	$ -	$ -	$ -	$ -	$ -	$ -	$ -
4193	T601002072	367.1	$ -	$ -	$ -	$ -	$ -	$ -	$ -	$ -	$ -	$ -	$ -	$ -	$ -
4194	T601002072	368.0	$ -	$ -	$ -	$ -	$ -	$ -	$ -	$ -	$ -	$ -	$ -	$ -	$ -
4195	T601002072	369.0	$ -	$ -	$ -	$ -	$ -	$ -	$ -	$ -	$ -	$ -	$ -	$ -	$ -
4196	T624002073	367.1	$ -	$ -	$ -	$ -	$ -	$ -	$ -	$ -	$ -	$ -	$ -	$ -	$ -
4197	T624002073	368.0	$ -	$ -	$ -	$ -	$ -	$ -	$ -	$ -	$ -	$ -	$ -	$ -	$ -
4198	T624002073	369.0	$ -	$ -	$ -	$ -	$ -	$ -	$ -	$ -	$ -	$ -	$ -	$ -	$ -
4199	T624002074	367.1	$ -	$ -	$ -	$ -	$ -	$ -	$ -	$ -	$ -	$ -	$ -	$ -	$ -
4200	T624002074	368.0	$ -	$ -	$ -	$ -	$ -	$ -	$ -	$ -	$ -	$ -	$ -	$ -	$ -
4201	T624002074	369.0	$ -	$ -	$ -	$ -	$ -	$ -	$ -	$ -	$ -	$ -	$ -	$ -	$ -
4202	667002075	390.0	$ -	$ -	$ -	$ -	$ -	$ -	$ -	$ -	$ -	$ -	$ -	$ -	$ -
4203	T624002076	367.1	$ -	$ -	$ -	$ -	$ -	$ -	$ -	$ -	$ -	$ -	$ -	$ -	$ -
4204	T624002076	368.0	$ -	$ -	$ -	$ -	$ -	$ -	$ -	$ -	$ -	$ -	$ -	$ -	$ -
4205	T624002076	369.0	$ -	$ -	$ -	$ -	$ -	$ -	$ -	$ -	$ -	$ -	$ -	$ -	$ -
4206	T624002077	367.1	$ -	$ -	$ -	$ -	$ -	$ -	$ -	$ -	$ -	$ -	$ -	$ -	$ -
4207	T624002077	368.0	$ -	$ -	$ -	$ -	$ -	$ -	$ -	$ -	$ -	$ -	$ -	$ -	$ -
4208	T624002077	369.0	$ -	$ -	$ -	$ -	$ -	$ -	$ -	$ -	$ -	$ -	$ -	$ -	$ -
4209	T624002078	367.1	$ -	$ -	$ -	$ -	$ -	$ -	$ -	$ -	$ -	$ -	$ -	$ -	$ -
4210	T624002078	368.0	$ -	$ -	$ -	$ -	$ -	$ -	$ -	$ -	$ -	$ -	$ -	$ -	$ -
4211	T624002078	369.0	$ -	$ -	$ -	$ -	$ -	$ -	$ -	$ -	$ -	$ -	$ -	$ -	$ -
4212	T624002079	367.1	$ -	$ -	$ -	$ -	$ -	$ -	$ -	$ -	$ -	$ -	$ -	$ -	$ -
4213	T624002079	368.0	$ -	$ -	$ -	$ -	$ -	$ -	$ -	$ -	$ -	$ -	$ -	$ -	$ -
4214	T624002079	369.0	$ -	$ -	$ -	$ -	$ -	$ -	$ -	$ -	$ -	$ -	$ -	$ -	$ -
4215	T621002080	367.1	$ -	$ -	$ -	$ -	$ -	$ -	$ -	$ -	$ -	$ -	$ -	$ -	$ -
4216	T621002080	368.0	$ -	$ -	$ -	$ -	$ -	$ -	$ -	$ -	$ -	$ -	$ -	$ -	$ -
4217	T621002080	369.0	$ -	$ -	$ -	$ -	$ -	$ -	$ -	$ -	$ -	$ -	$ -	$ -	$ -
4218	T601002081	367.1	$ -	$ -	$ -	$ -	$ -	$ -	$ -	$ -	$ -	$ -	$ -	$ -	$ -
4219	T601002081	368.0	$ -	$ -	$ -	$ -	$ -	$ -	$ -	$ -	$ -	$ -	$ -	$ -	$ -
4220	T601002081	369.0	$ -	$ -	$ -	$ -	$ -	$ -	$ -	$ -	$ -	$ -	$ -	$ -	$ -
4221	T610002082	367.1	$ -	$ -	$ -	$ -	$ -	$ -	$ -	$ -	$ -	$ -	$ -	$ -	$ -
4222	T610002082	368.0	$ -	$ -	$ -	$ -	$ -	$ -	$ -	$ -	$ -	$ -	$ -	$ -	$ -
4223	T610002082	369.0	$ -	$ -	$ -	$ -	$ -	$ -	$ -	$ -	$ -	$ -	$ -	$ -	$ -
4224	T624002083	367.1	$ -	$ -	$ -	$ -	$ -	$ -	$ -	$ -	$ -	$ -	$ -	$ -	$ -
4225	T624002083	368.0	$ -	$ -	$ -	$ -	$ -	$ -	$ -	$ -	$ -	$ -	$ -	$ -	$ -
4226	T624002083	369.0	$ -	$ -	$ -	$ -	$ -	$ -	$ -	$ -	$ -	$ -	$ -	$ -	$ -
4227	T610002084	368.0	$ -	$ -	$ -	$ -	$ -	$ -	$ -	$ -	$ -	$ -	$ -	$ -	$ -
4228	T610002084	369.0	$ -	$ -	$ -	$ -	$ -	$ -	$ -	$ -	$ -	$ -	$ -	$ -	$ -
4229	T624002085	367.1	$ 3,952	$ 4,385	$ 4,818	$ 5,250	$ 5,683	$ 6,116	$ 6,549	$ 6,982	$ 7,415	$ 7,848	$ 8,281	$ 8,713	$ 9,146
4230	T624002085	368.0	$ 739	$ 822	$ 905	$ 988	$ 1,072	$ 1,155	$ 1,238	$ 1,321	$ 1,404	$ 1,487	$ 1,570	$ 1,653	$ 1,736
4231	T624002085	369.0	$ 1,528	$ 1,700	$ 1,871	$ 2,043	$ 2,215	$ 2,387	$ 2,558	$ 2,730	$ 2,902	$ 3,073	$ 3,245	$ 3,417	$ 3,588
4232	T624002086	367.1	$ -	$ -	$ -	$ -	$ -	$ -	$ -	$ -	$ -	$ -	$ -	$ -	$ -
4233	T624002086	368.0	$ -	$ -	$ -	$ -	$ -	$ -	$ -	$ -	$ -	$ -	$ -	$ -	$ -
4234	T624002086	369.0	$ -	$ -	$ -	$ -	$ -	$ -	$ -	$ -	$ -	$ -	$ -	$ -	$ -
4235	660002087	376.1	$ -	$ -	$ -	$ -	$ -	$ -	$ -	$ -	$ -	$ -	$ -	$ -	$ -

Sponsored by NMGC Witness Erik C. Buchanan

WP Plant 6 Accum Res Balances

NEW MEXICO GAS COMPANY, INC.

Accumulated Reserve Account
Base Period - 12 Months Ending March 31, 2023
Future Test Year - 12 Months Ending September 30, 2025

	A	B	AC	AD	AE	AF	AG
1							
2			Balance	Balance	Balance	Balance	Balance
3	Investment Number / Beginning Balance	FERC Account	**5/31/2025**	**6/30/2025**	**7/31/2025**	**8/31/2025**	**9/30/2025**
4190	T601002071	367.1	$ -	$ -	$ -	$ -	$ -
4191	T601002071	368.0	$ -	$ -	$ -	$ -	$ -
4192	T601002071	369.0	$ -	$ -	$ -	$ -	$ -
4193	T601002072	367.1	$ -	$ -	$ -	$ -	$ -
4194	T601002072	368.0	$ -	$ -	$ -	$ -	$ -
4195	T601002072	369.0	$ -	$ -	$ -	$ -	$ -
4196	T624002073	367.1	$ -	$ -	$ -	$ -	$ -
4197	T624002073	368.0	$ -	$ -	$ -	$ -	$ -
4198	T624002073	369.0	$ -	$ -	$ -	$ -	$ -
4199	T624002074	367.1	$ -	$ -	$ -	$ -	$ -
4200	T624002074	368.0	$ -	$ -	$ -	$ -	$ -
4201	T624002074	369.0	$ -	$ -	$ -	$ -	$ -
4202	667002075	390.0	$ -	$ -	$ -	$ -	$ -
4203	T624002076	367.1	$ -	$ -	$ -	$ -	$ -
4204	T624002076	368.0	$ -	$ -	$ -	$ -	$ -
4205	T624002076	369.0	$ -	$ -	$ -	$ -	$ -
4206	T624002077	367.1	$ -	$ -	$ -	$ -	$ -
4207	T624002077	368.0	$ -	$ -	$ -	$ -	$ -
4208	T624002077	369.0	$ -	$ -	$ -	$ -	$ -
4209	T624002078	367.1	$ -	$ -	$ -	$ -	$ -
4210	T624002078	368.0	$ -	$ -	$ -	$ -	$ -
4211	T624002078	369.0	$ -	$ -	$ -	$ -	$ -
4212	T624002079	367.1	$ -	$ -	$ -	$ -	$ -
4213	T624002079	368.0	$ -	$ -	$ -	$ -	$ -
4214	T624002079	369.0	$ -	$ -	$ -	$ -	$ -
4215	T621002080	367.1	$ -	$ -	$ -	$ -	$ -
4216	T621002080	368.0	$ -	$ -	$ -	$ -	$ -
4217	T621002080	369.0	$ -	$ -	$ -	$ -	$ -
4218	T601002081	367.1	$ -	$ -	$ -	$ -	$ -
4219	T601002081	368.0	$ -	$ -	$ -	$ -	$ -
4220	T601002081	369.0	$ -	$ -	$ -	$ -	$ -
4221	T610002082	367.1	$ -	$ -	$ -	$ -	$ -
4222	T610002082	368.0	$ -	$ -	$ -	$ -	$ -
4223	T610002082	369.0	$ -	$ -	$ -	$ -	$ -
4224	T624002083	367.1	$ -	$ -	$ -	$ -	$ -
4225	T624002083	368.0	$ -	$ -	$ -	$ -	$ -
4226	T624002083	369.0	$ -	$ -	$ -	$ -	$ -
4227	T610002084	368.0	$ -	$ -	$ -	$ -	$ -
4228	T610002084	369.0	$ -	$ -	$ -	$ -	$ -
4229	T624002085	367.1	$ 9,579	$ 10,012	$ 10,445	$ 10,878	$ 11,311
4230	T624002085	368.0	$ 1,819	$ 1,902	$ 1,985	$ 2,068	$ 2,151
4231	T624002085	369.0	$ 3,760	$ 3,932	$ 4,103	$ 4,275	$ 4,447
4232	T624002086	367.1	$ -	$ -	$ -	$ -	$ -
4233	T624002086	368.0	$ -	$ -	$ -	$ -	$ -
4234	T624002086	369.0	$ -	$ -	$ -	$ -	$ -
4235	660002087	376.1	$ -	$ -	$ -	$ -	$ -

Sponsored by NMGC Witness Erik C. Buchanan

NEW MEXICO GAS COMPANY, INC.

Accumulated Reserve Account
Base Period - 12 Months Ending March 31, 2023
Future Test Year - 12 Months Ending September 30, 2025

	A	B	C	D	E	F	G	H	I	J	K	L	M	N	O
1			Adjusted Base Period												
2			Balance	Balance	Balance	Balance	Balance	Balance	Balance	Balance	Balance	Balance	Balance	Balance	Balance
3	Investment Number / Beginning Balance	FERC Account	**3/31/2023**	**4/30/2023**	**5/31/2023**	**6/30/2023**	**7/31/2023**	**8/31/2023**	**9/30/2023**	**10/31/2023**	**11/30/2023**	**12/31/2023**	**1/31/2024**	**2/29/2024**	**3/31/2024**
4236	660002087	376.2	$ -	$ -	$ -	$ -	$ -	$ -	$ -	$ -	$ -	$ -	$ -	$ -	$ -
4237	660002087	376.4	$ -	$ -	$ -	$ -	$ -	$ -	$ -	$ -	$ -	$ -	$ -	$ -	$ -
4238	660002087	380.0	$ -	$ -	$ -	$ -	$ -	$ -	$ -	$ -	$ -	$ -	$ -	$ -	$ -
4239	660002088	376.1	$ -	$ -	$ -	$ -	$ -	$ -	$ -	$ -	$ -	$ -	$ -	$ -	$ -
4240	660002088	376.2	$ -	$ -	$ -	$ -	$ -	$ -	$ -	$ -	$ -	$ -	$ -	$ -	$ -
4241	660002088	376.4	$ -	$ -	$ -	$ -	$ -	$ -	$ -	$ -	$ -	$ -	$ -	$ -	$ -
4242	660002088	380.0	$ -	$ -	$ -	$ -	$ -	$ -	$ -	$ -	$ -	$ -	$ -	$ -	$ -
4243	667002089	376.1	$ -	$ -	$ -	$ -	$ -	$ -	$ -	$ -	$ -	$ -	$ -	$ -	$ -
4244	667002089	376.2	$ -	$ -	$ -	$ -	$ -	$ -	$ -	$ -	$ -	$ -	$ -	$ -	$ -
4245	667002089	376.4	$ -	$ -	$ -	$ -	$ -	$ -	$ -	$ -	$ -	$ -	$ -	$ -	$ -
4246	610002090	376.1	$ -	$ -	$ -	$ -	$ -	$ -	$ -	$ -	$ -	$ -	$ -	$ -	$ -
4247	610002090	376.2	$ -	$ -	$ -	$ -	$ -	$ -	$ -	$ -	$ -	$ -	$ -	$ -	$ -
4248	610002090	376.4	$ -	$ -	$ -	$ -	$ -	$ -	$ -	$ -	$ -	$ -	$ -	$ -	$ -
4249	610002090	380.0	$ -	$ -	$ -	$ -	$ -	$ -	$ -	$ -	$ -	$ -	$ -	$ -	$ -
4250	601002091	391.2	$ -	$ -	$ -	$ -	$ -	$ -	$ -	$ -	$ -	$ -	$ -	$ -	$ -
4251	601002091	397.0	$ -	$ -	$ -	$ -	$ -	$ -	$ -	$ -	$ -	$ -	$ -	$ -	$ -
4252	601002091	398.0	$ -	$ -	$ -	$ -	$ -	$ -	$ -	$ -	$ -	$ -	$ -	$ -	$ -
4253	610002092	376.1	$ -	$ -	$ -	$ -	$ -	$ -	$ -	$ -	$ -	$ -	$ -	$ -	$ -
4254	610002092	376.2	$ -	$ -	$ -	$ -	$ -	$ -	$ -	$ -	$ -	$ -	$ -	$ -	$ -
4255	610002092	376.4	$ -	$ -	$ -	$ -	$ -	$ -	$ -	$ -	$ -	$ -	$ -	$ -	$ -
4256	610002092	380.0	$ -	$ -	$ -	$ -	$ -	$ -	$ -	$ -	$ -	$ -	$ -	$ -	$ -
4257	610002093	376.1	$ -	$ -	$ -	$ -	$ -	$ -	$ -	$ -	$ -	$ -	$ -	$ -	$ -
4258	610002093	376.2	$ -	$ -	$ -	$ -	$ -	$ -	$ -	$ -	$ -	$ -	$ -	$ -	$ -
4259	610002093	376.4	$ -	$ -	$ -	$ -	$ -	$ -	$ -	$ -	$ -	$ -	$ -	$ -	$ -
4260	610002093	380.0	$ -	$ -	$ -	$ -	$ -	$ -	$ -	$ -	$ -	$ -	$ -	$ -	$ -
4261	T680002094	367.1	$ -	$ -	$ -	$ -	$ -	$ -	$ -	$ -	$ -	$ -	$ -	$ -	$ -
4262	T680002094	368.0	$ -	$ -	$ -	$ -	$ -	$ -	$ -	$ -	$ -	$ -	$ -	$ -	$ -
4263	T680002094	369.0	$ -	$ -	$ -	$ -	$ -	$ -	$ -	$ -	$ -	$ -	$ -	$ -	$ -
4264	662002095	376.1	$ -	$ -	$ -	$ -	$ -	$ -	$ -	$ -	$ -	$ -	$ -	$ -	$ -
4265	662002095	376.2	$ -	$ -	$ -	$ -	$ -	$ -	$ -	$ -	$ -	$ -	$ -	$ -	$ -
4266	662002095	376.4	$ -	$ -	$ -	$ -	$ -	$ -	$ -	$ -	$ -	$ -	$ -	$ -	$ -
4267	626002096	390.0	$ -	$ -	$ -	$ -	$ -	$ -	$ -	$ -	$ -	$ -	$ -	$ -	$ -
4268	610002097	376.1	$ -	$ -	$ -	$ -	$ -	$ -	$ -	$ -	$ -	$ -	$ -	$ -	$ -
4269	610002097	376.2	$ -	$ -	$ -	$ -	$ -	$ -	$ -	$ -	$ -	$ -	$ -	$ -	$ -
4270	610002097	376.4	$ -	$ -	$ -	$ -	$ -	$ -	$ -	$ -	$ -	$ -	$ -	$ -	$ -
4271	610002097	380.0	$ -	$ -	$ -	$ -	$ -	$ -	$ -	$ -	$ -	$ -	$ -	$ -	$ -
4272	T660002098	367.1	$ -	$ -	$ -	$ -	$ -	$ -	$ -	$ -	$ -	$ -	$ -	$ -	$ -
4273	T660002098	368.0	$ -	$ -	$ -	$ -	$ -	$ -	$ -	$ -	$ -	$ -	$ -	$ -	$ -
4274	T660002098	369.0	$ -	$ -	$ -	$ -	$ -	$ -	$ -	$ -	$ -	$ -	$ -	$ -	$ -
4275	T680002099	367.1	$ -	$ -	$ -	$ -	$ -	$ -	$ -	$ -	$ -	$ -	$ -	$ -	$ -
4276	T680002099	368.0	$ -	$ -	$ -	$ -	$ -	$ -	$ -	$ -	$ -	$ -	$ -	$ -	$ -
4277	T680002099	369.0	$ -	$ -	$ -	$ -	$ -	$ -	$ -	$ -	$ -	$ -	$ -	$ -	$ -
4278	T680002100	367.1	$ -	$ -	$ -	$ -	$ -	$ -	$ -	$ -	$ -	$ -	$ -	$ -	$ -
4279	T680002100	368.0	$ -	$ -	$ -	$ -	$ -	$ -	$ -	$ -	$ -	$ -	$ -	$ -	$ -
4280	T680002100	369.0	$ -	$ -	$ -	$ -	$ -	$ -	$ -	$ -	$ -	$ -	$ -	$ -	$ -
4281	T680002101	367.1	$ -	$ -	$ -	$ -	$ -	$ -	$ -	$ -	$ -	$ -	$ -	$ -	$ -

Sponsored by NMGC Witness Erik C. Buchanan

WP Plant 6 Accum Res Balances

NEW MEXICO GAS COMPANY, INC.

Accumulated Reserve Account
Base Period - 12 Months Ending March 31, 2023
Future Test Year - 12 Months Ending September 30, 2025

	A	B	P	Q	R	S	T	U	V	W	X	Y	Z	AA	AB
1															
2			Balance	Balance	Balance	Balance	Balance	Balance	Balance	Balance	Balance	Balance	Balance	Balance	Balance
3	Investment Number / Beginning Balance	FERC Account	4/30/2024	5/31/2024	6/30/2024	7/31/2024	8/31/2024	9/30/2024	10/31/2024	11/30/2024	12/31/2024	1/31/2025	2/28/2025	3/31/2025	4/30/2025
4236	660002087	376.2	$ -	$ -	$ -	$ -	$ -	$ -	$ -	$ -	$ -	$ -	$ -	$ -	$ -
4237	660002087	376.4	$ -	$ -	$ -	$ -	$ -	$ -	$ -	$ -	$ -	$ -	$ -	$ -	$ -
4238	660002087	380.0	$ -	$ -	$ -	$ -	$ -	$ -	$ -	$ -	$ -	$ -	$ -	$ -	$ -
4239	660002088	376.1	$ -	$ -	$ -	$ -	$ -	$ -	$ -	$ -	$ -	$ -	$ -	$ -	$ -
4240	660002088	376.2	$ -	$ -	$ -	$ -	$ -	$ -	$ -	$ -	$ -	$ -	$ -	$ -	$ -
4241	660002088	376.4	$ -	$ -	$ -	$ -	$ -	$ -	$ -	$ -	$ -	$ -	$ -	$ -	$ -
4242	660002088	380.0	$ -	$ -	$ -	$ -	$ -	$ -	$ -	$ -	$ -	$ -	$ -	$ -	$ -
4243	667002089	376.1	$ -	$ -	$ -	$ -	$ -	$ -	$ -	$ 0	$ 0	$ 0	$ 0	$ 0	$ 0
4244	667002089	376.2	$ -	$ -	$ -	$ -	$ -	$ -	$ -	$ 0	$ 0	$ 0	$ 0	$ 0	$ 0
4245	667002089	376.4	$ -	$ -	$ -	$ -	$ -	$ -	$ -	$ 0	$ 0	$ 0	$ 0	$ 0	$ 0
4246	610002090	376.1	$ -	$ -	$ -	$ -	$ -	$ -	$ -	$ -	$ -	$ -	$ -	$ -	$ -
4247	610002090	376.2	$ -	$ -	$ -	$ -	$ -	$ -	$ -	$ -	$ -	$ -	$ -	$ -	$ -
4248	610002090	376.4	$ -	$ -	$ -	$ -	$ -	$ -	$ -	$ -	$ -	$ -	$ -	$ -	$ -
4249	610002090	380.0	$ -	$ -	$ -	$ -	$ -	$ -	$ -	$ -	$ -	$ -	$ -	$ -	$ -
4250	601002091	391.2	$ -	$ -	$ -	$ -	$ -	$ -	$ -	$ -	$ -	$ -	$ -	$ -	$ -
4251	601002091	397.0	$ -	$ -	$ -	$ -	$ -	$ -	$ -	$ -	$ -	$ -	$ -	$ -	$ -
4252	601002091	398.0	$ -	$ -	$ -	$ -	$ -	$ -	$ -	$ -	$ -	$ -	$ -	$ -	$ -
4253	610002092	376.1	$ -	$ -	$ -	$ -	$ -	$ -	$ -	$ -	$ -	$ -	$ -	$ -	$ -
4254	610002092	376.2	$ -	$ -	$ -	$ -	$ -	$ -	$ -	$ -	$ -	$ -	$ -	$ -	$ -
4255	610002092	376.4	$ -	$ -	$ -	$ -	$ -	$ -	$ -	$ -	$ -	$ -	$ -	$ -	$ -
4256	610002092	380.0	$ -	$ -	$ -	$ -	$ -	$ -	$ -	$ -	$ -	$ -	$ -	$ -	$ -
4257	610002093	376.1	$ -	$ -	$ -	$ -	$ -	$ -	$ -	$ -	$ -	$ -	$ -	$ -	$ -
4258	610002093	376.2	$ -	$ -	$ -	$ -	$ -	$ -	$ -	$ -	$ -	$ -	$ -	$ -	$ -
4259	610002093	376.4	$ -	$ -	$ -	$ -	$ -	$ -	$ -	$ -	$ -	$ -	$ -	$ -	$ -
4260	610002093	380.0	$ -	$ -	$ -	$ -	$ -	$ -	$ -	$ -	$ -	$ -	$ -	$ -	$ -
4261	T680002094	367.1	$ -	$ -	$ -	$ -	$ -	$ -	$ -	$ -	$ -	$ -	$ -	$ -	$ -
4262	T680002094	368.0	$ -	$ -	$ -	$ -	$ -	$ -	$ -	$ -	$ -	$ -	$ -	$ -	$ -
4263	T680002094	369.0	$ -	$ -	$ -	$ -	$ -	$ -	$ -	$ -	$ -	$ -	$ -	$ -	$ -
4264	662002095	376.1	$ -	$ -	$ -	$ -	$ -	$ -	$ -	$ -	$ -	$ -	$ -	$ -	$ -
4265	662002095	376.2	$ -	$ -	$ -	$ -	$ -	$ -	$ -	$ -	$ -	$ -	$ -	$ -	$ -
4266	662002095	376.4	$ -	$ -	$ -	$ -	$ -	$ -	$ -	$ -	$ -	$ -	$ -	$ -	$ -
4267	626002096	390.0	$ -	$ -	$ -	$ -	$ 152	$ 305	$ 457	$ 609	$ 761	$ 914	$ 1,066	$ 1,218	$ 1,370
4268	610002097	376.1	$ -	$ -	$ -	$ -	$ -	$ -	$ -	$ -	$ -	$ -	$ -	$ -	$ -
4269	610002097	376.2	$ -	$ -	$ -	$ -	$ -	$ -	$ -	$ -	$ -	$ -	$ -	$ -	$ -
4270	610002097	376.4	$ -	$ -	$ -	$ -	$ -	$ -	$ -	$ -	$ -	$ -	$ -	$ -	$ -
4271	610002097	380.0	$ -	$ -	$ -	$ -	$ -	$ -	$ -	$ -	$ -	$ -	$ -	$ -	$ -
4272	T660002098	367.1	$ -	$ -	$ -	$ -	$ -	$ -	$ -	$ -	$ -	$ -	$ -	$ -	$ -
4273	T660002098	368.0	$ -	$ -	$ -	$ -	$ -	$ -	$ -	$ -	$ -	$ -	$ -	$ -	$ -
4274	T660002098	369.0	$ -	$ -	$ -	$ -	$ -	$ -	$ -	$ -	$ -	$ -	$ -	$ -	$ -
4275	T680002099	367.1	$ -	$ -	$ -	$ -	$ -	$ -	$ -	$ -	$ -	$ -	$ -	$ -	$ -
4276	T680002099	368.0	$ -	$ -	$ -	$ -	$ -	$ -	$ -	$ -	$ -	$ -	$ -	$ -	$ -
4277	T680002099	369.0	$ -	$ -	$ -	$ -	$ -	$ -	$ -	$ -	$ -	$ -	$ -	$ -	$ -
4278	T680002100	367.1	$ -	$ -	$ -	$ -	$ -	$ -	$ -	$ -	$ -	$ -	$ -	$ -	$ -
4279	T680002100	368.0	$ -	$ -	$ -	$ -	$ -	$ -	$ -	$ -	$ -	$ -	$ -	$ -	$ -
4280	T680002100	369.0	$ -	$ -	$ -	$ -	$ -	$ -	$ -	$ -	$ -	$ -	$ -	$ -	$ -
4281	T680002101	367.1	$ -	$ -	$ -	$ -	$ -	$ -	$ -	$ -	$ -	$ -	$ -	$ -	$ -

Sponsored by NMGC Witness Erik C. Buchanan

WP Plant 6 Accum Res Balances

NEW MEXICO GAS COMPANY, INC.

Accumulated Reserve Account
Base Period - 12 Months Ending March 31, 2023
Future Test Year - 12 Months Ending September 30, 2025

	A	B	AC	AD	AE	AF	AG
1							
2			Balance	Balance	Balance	Balance	Balance
3	Investment Number / Beginning Balance	FERC Account	**5/31/2025**	**6/30/2025**	**7/31/2025**	**8/31/2025**	**9/30/2025**
4236	660002087	376.2	$ -	$ -	$ -	$ -	$ -
4237	660002087	376.4	$ -	$ -	$ -	$ -	$ -
4238	660002087	380.0	$ -	$ -	$ -	$ -	$ -
4239	660002088	376.1	$ -	$ -	$ -	$ -	$ -
4240	660002088	376.2	$ -	$ -	$ -	$ -	$ -
4241	660002088	376.4	$ -	$ -	$ -	$ -	$ -
4242	660002088	380.0	$ -	$ -	$ -	$ -	$ -
4243	667002089	376.1	$ 0	$ 0	$ 0	$ 0	$ 0
4244	667002089	376.2	$ 0	$ 0	$ 0	$ 0	$ 0
4245	667002089	376.4	$ 0	$ 0	$ 0	$ 0	$ 0
4246	610002090	376.1	$ -	$ -	$ -	$ -	$ -
4247	610002090	376.2	$ -	$ -	$ -	$ -	$ -
4248	610002090	376.4	$ -	$ -	$ -	$ -	$ -
4249	610002090	380.0	$ -	$ -	$ -	$ -	$ -
4250	601002091	391.2	$ -	$ -	$ -	$ -	$ -
4251	601002091	397.0	$ -	$ -	$ -	$ -	$ -
4252	601002091	398.0	$ -	$ -	$ -	$ -	$ -
4253	610002092	376.1	$ -	$ -	$ -	$ -	$ -
4254	610002092	376.2	$ -	$ -	$ -	$ -	$ -
4255	610002092	376.4	$ -	$ -	$ -	$ -	$ -
4256	610002092	380.0	$ -	$ -	$ -	$ -	$ -
4257	610002093	376.1	$ -	$ -	$ -	$ -	$ -
4258	610002093	376.2	$ -	$ -	$ -	$ -	$ -
4259	610002093	376.4	$ -	$ -	$ -	$ -	$ -
4260	610002093	380.0	$ -	$ -	$ -	$ -	$ -
4261	T680002094	367.1	$ -	$ -	$ -	$ -	$ -
4262	T680002094	368.0	$ -	$ -	$ -	$ -	$ -
4263	T680002094	369.0	$ -	$ -	$ -	$ -	$ -
4264	662002095	376.1	$ -	$ -	$ 0	$ 0	$ 0
4265	662002095	376.2	$ -	$ -	$ 0	$ 0	$ 0
4266	662002095	376.4	$ -	$ -	$ 0	$ 0	$ 0
4267	626002096	390.0	$ 1,523	$ 1,675	$ 1,827	$ 1,980	$ 2,132
4268	610002097	376.1	$ -	$ -	$ -	$ -	$ -
4269	610002097	376.2	$ -	$ -	$ -	$ -	$ -
4270	610002097	376.4	$ -	$ -	$ -	$ -	$ -
4271	610002097	380.0	$ -	$ -	$ -	$ -	$ -
4272	T660002098	367.1	$ -	$ -	$ -	$ -	$ -
4273	T660002098	368.0	$ -	$ -	$ -	$ -	$ -
4274	T660002098	369.0	$ -	$ -	$ -	$ -	$ -
4275	T680002099	367.1	$ -	$ -	$ -	$ -	$ -
4276	T680002099	368.0	$ -	$ -	$ -	$ -	$ -
4277	T680002099	369.0	$ -	$ -	$ -	$ -	$ -
4278	T680002100	367.1	$ -	$ -	$ -	$ -	$ -
4279	T680002100	368.0	$ -	$ -	$ -	$ -	$ -
4280	T680002100	369.0	$ -	$ -	$ -	$ -	$ -
4281	T680002101	367.1	$ -	$ -	$ -	$ -	$ -

Sponsored by NMGC Witness Erik C. Buchanan

NEW MEXICO GAS COMPANY, INC.

Accumulated Reserve Account
Base Period - 12 Months Ending March 31, 2023
Future Test Year - 12 Months Ending September 30, 2025

	A	B	C	D	E	F	G	H	I	J	K	L	M	N	O
1			Adjusted Base Period												
2			Balance	Balance	Balance	Balance	Balance	Balance	Balance	Balance	Balance	Balance	Balance	Balance	Balance
3	Investment Number / Beginning Balance	FERC Account	**3/31/2023**	**4/30/2023**	**5/31/2023**	**6/30/2023**	**7/31/2023**	**8/31/2023**	**9/30/2023**	**10/31/2023**	**11/30/2023**	**12/31/2023**	**1/31/2024**	**2/29/2024**	**3/31/2024**
4282	T680002101	368.0	$ -	$ -	$ -	$ -	$ -	$ -	$ -	$ -	$ -	$ -	$ -	$ -	$ -
4283	T680002101	369.0	$ -	$ -	$ -	$ -	$ -	$ -	$ -	$ -	$ -	$ -	$ -	$ -	$ -
4284	T680002102	367.1	$ -	$ -	$ -	$ -	$ -	$ -	$ -	$ -	$ -	$ -	$ -	$ -	$ -
4285	T680002102	368.0	$ -	$ -	$ -	$ -	$ -	$ -	$ -	$ -	$ -	$ -	$ -	$ -	$ -
4286	T680002102	369.0	$ -	$ -	$ -	$ -	$ -	$ -	$ -	$ -	$ -	$ -	$ -	$ -	$ -
4287	T680002103	367.1	$ -	$ -	$ -	$ -	$ -	$ -	$ -	$ -	$ -	$ -	$ -	$ -	$ -
4288	T680002103	368.0	$ -	$ -	$ -	$ -	$ -	$ -	$ -	$ -	$ -	$ -	$ -	$ -	$ -
4289	T680002103	369.0	$ -	$ -	$ -	$ -	$ -	$ -	$ -	$ -	$ -	$ -	$ -	$ -	$ -
4290	T610002104	367.1	$ -	$ -	$ -	$ -	$ -	$ -	$ -	$ -	$ -	$ -	$ -	$ -	$ -
4291	T610002104	368.0	$ -	$ -	$ -	$ -	$ -	$ -	$ -	$ -	$ -	$ -	$ -	$ -	$ -
4292	T610002104	369.0	$ -	$ -	$ -	$ -	$ -	$ -	$ -	$ -	$ -	$ -	$ -	$ -	$ -
4293	621002105	376.1	$ -	$ -	$ -	$ -	$ -	$ -	$ -	$ -	$ -	$ -	$ -	$ -	$ -
4294	621002105	376.2	$ -	$ -	$ -	$ -	$ -	$ -	$ -	$ -	$ -	$ -	$ -	$ -	$ -
4295	621002105	376.4	$ -	$ -	$ -	$ -	$ -	$ -	$ -	$ -	$ -	$ -	$ -	$ -	$ -
4296	621002105	380.0	$ -	$ -	$ -	$ -	$ -	$ -	$ -	$ -	$ -	$ -	$ -	$ -	$ -
4297	T610002106	367.1	$ -	$ -	$ -	$ -	$ -	$ -	$ -	$ -	$ -	$ -	$ -	$ -	$ -
4298	T610002106	368.0	$ -	$ -	$ -	$ -	$ -	$ -	$ -	$ -	$ -	$ -	$ -	$ -	$ -
4299	T610002106	369.0	$ -	$ -	$ -	$ -	$ -	$ -	$ -	$ -	$ -	$ -	$ -	$ -	$ -
4300	T610002107	368.0	$ -	$ -	$ -	$ -	$ -	$ -	$ -	$ -	$ -	$ -	$ -	$ -	$ -
4301	T610002107	369.0	$ -	$ -	$ -	$ -	$ -	$ -	$ -	$ -	$ -	$ -	$ -	$ -	$ -
4302	680002108	376.1	$ -	$ -	$ -	$ -	$ -	$ -	$ -	$ -	$ -	$ -	$ -	$ -	$ -
4303	680002108	376.2	$ -	$ -	$ -	$ -	$ -	$ -	$ -	$ -	$ -	$ -	$ -	$ -	$ -
4304	680002108	376.4	$ -	$ -	$ -	$ -	$ -	$ -	$ -	$ -	$ -	$ -	$ -	$ -	$ -
4305	680002109	376.1	$ -	$ -	$ -	$ -	$ -	$ -	$ -	$ -	$ -	$ -	$ -	$ -	$ -
4306	680002109	376.2	$ -	$ -	$ -	$ -	$ -	$ -	$ -	$ -	$ -	$ -	$ -	$ -	$ -
4307	680002109	376.4	$ -	$ -	$ -	$ -	$ -	$ -	$ -	$ -	$ -	$ -	$ -	$ -	$ -
4308	601002110	391.2	$ -	$ -	$ -	$ -	$ -	$ -	$ -	$ -	$ -	$ -	$ -	$ -	$ -
4309	601002110	397.0	$ -	$ -	$ -	$ -	$ -	$ -	$ -	$ -	$ -	$ -	$ -	$ -	$ -
4310	601002110	398.0	$ -	$ -	$ -	$ -	$ -	$ -	$ -	$ -	$ -	$ -	$ -	$ -	$ -
4311	601002111	390.0	$ -	$ -	$ -	$ -	$ -	$ -	$ -	$ -	$ -	$ -	$ -	$ -	$ -
4312	601002112	391.2	$ -	$ -	$ -	$ -	$ -	$ -	$ -	$ -	$ -	$ -	$ -	$ -	$ -
4313	601002112	397.0	$ -	$ -	$ -	$ -	$ -	$ -	$ -	$ -	$ -	$ -	$ -	$ -	$ -
4314	601002112	398.0	$ -	$ -	$ -	$ -	$ -	$ -	$ -	$ -	$ -	$ -	$ -	$ -	$ -
4315	601002113	391.2	$ -	$ -	$ -	$ -	$ -	$ -	$ -	$ -	$ -	$ -	$ -	$ -	$ -
4316	601002113	397.0	$ -	$ -	$ -	$ -	$ -	$ -	$ -	$ -	$ -	$ -	$ -	$ -	$ -
4317	601002113	398.0	$ -	$ -	$ -	$ -	$ -	$ -	$ -	$ -	$ -	$ -	$ -	$ -	$ -
4318	601002114	303.3	$ -	$ -	$ -	$ -	$ -	$ -	$ -	$ -	$ -	$ -	$ -	$ -	$ -
4319	601002115	303.3	$ -	$ -	$ -	$ -	$ -	$ -	$ -	$ -	$ -	$ -	$ -	$ -	$ -
4320	601002116	303.3	$ -	$ -	$ -	$ -	$ -	$ -	$ -	$ -	$ -	$ -	$ -	$ -	$ -
4321	680002117	376.1	$ -	$ -	$ -	$ -	$ -	$ -	$ -	$ -	$ -	$ -	$ -	$ -	$ -
4322	680002117	376.2	$ -	$ -	$ -	$ -	$ -	$ -	$ -	$ -	$ -	$ -	$ -	$ -	$ -
4323	680002117	376.4	$ -	$ -	$ -	$ -	$ -	$ -	$ -	$ -	$ -	$ -	$ -	$ -	$ -
4324	680002118	376.1	$ -	$ -	$ -	$ -	$ -	$ -	$ -	$ -	$ -	$ -	$ -	$ -	$ -
4325	680002118	376.2	$ -	$ -	$ -	$ -	$ -	$ -	$ -	$ -	$ -	$ -	$ -	$ -	$ -
4326	680002118	376.4	$ -	$ -	$ -	$ -	$ -	$ -	$ -	$ -	$ -	$ -	$ -	$ -	$ -
4327	680002118	380.0	$ -	$ -	$ -	$ -	$ -	$ -	$ -	$ -	$ -	$ -	$ -	$ -	$ -

Sponsored by NMGC Witness Erik C. Buchanan

WP Plant 6 Accum Res Balances

NEW MEXICO GAS COMPANY, INC.

Accumulated Reserve Account
Base Period - 12 Months Ending March 31, 2023
Future Test Year - 12 Months Ending September 30, 2025

	A	B	P	Q	R	S	T	U	V	W	X	Y	Z	AA	AB
1															
2			Balance	Balance	Balance	Balance	Balance	Balance	Balance	Balance	Balance	Balance	Balance	Balance	Balance
3	Investment Number / Beginning Balance	FERC Account	4/30/2024	5/31/2024	6/30/2024	7/31/2024	8/31/2024	9/30/2024	10/31/2024	11/30/2024	12/31/2024	1/31/2025	2/28/2025	3/31/2025	4/30/2025
4282	T680002101	368.0	$ -	$ -	$ -	$ -	$ -	$ -	$ -	$ -	$ -	$ -	$ -	$ -	$ -
4283	T680002101	369.0	$ -	$ -	$ -	$ -	$ -	$ -	$ -	$ -	$ -	$ -	$ -	$ -	$ -
4284	T680002102	367.1	$ -	$ -	$ -	$ -	$ -	$ -	$ -	$ -	$ -	$ -	$ -	$ -	$ -
4285	T680002102	368.0	$ -	$ -	$ -	$ -	$ -	$ -	$ -	$ -	$ -	$ -	$ -	$ -	$ -
4286	T680002102	369.0	$ -	$ -	$ -	$ -	$ -	$ -	$ -	$ -	$ -	$ -	$ -	$ -	$ -
4287	T680002103	367.1	$ -	$ -	$ -	$ -	$ -	$ -	$ -	$ -	$ -	$ -	$ -	$ -	$ -
4288	T680002103	368.0	$ -	$ -	$ -	$ -	$ -	$ -	$ -	$ -	$ -	$ -	$ -	$ -	$ -
4289	T680002103	369.0	$ -	$ -	$ -	$ -	$ -	$ -	$ -	$ -	$ -	$ -	$ -	$ -	$ -
4290	T610002104	367.1	$ -	$ -	$ -	$ -	$ -	$ -	$ -	$ -	$ -	$ -	$ -	$ -	$ -
4291	T610002104	368.0	$ -	$ -	$ -	$ -	$ -	$ -	$ -	$ -	$ -	$ -	$ -	$ -	$ -
4292	T610002104	369.0	$ -	$ -	$ -	$ -	$ -	$ -	$ -	$ -	$ -	$ -	$ -	$ -	$ -
4293	621002105	376.1	$ -	$ -	$ -	$ -	$ -	$ -	$ -	$ -	$ -	$ -	$ -	$ -	$ -
4294	621002105	376.2	$ -	$ -	$ -	$ -	$ -	$ -	$ -	$ -	$ -	$ -	$ -	$ -	$ -
4295	621002105	376.4	$ -	$ -	$ -	$ -	$ -	$ -	$ -	$ -	$ -	$ -	$ -	$ -	$ -
4296	621002105	380.0	$ -	$ -	$ -	$ -	$ -	$ -	$ -	$ -	$ -	$ -	$ -	$ -	$ -
4297	T610002106	367.1	$ -	$ -	$ -	$ -	$ -	$ -	$ -	$ -	$ -	$ -	$ -	$ -	$ -
4298	T610002106	368.0	$ -	$ -	$ -	$ -	$ -	$ -	$ -	$ -	$ -	$ -	$ -	$ -	$ -
4299	T610002106	369.0	$ -	$ -	$ -	$ -	$ -	$ -	$ -	$ -	$ -	$ -	$ -	$ -	$ -
4300	T610002107	368.0	$ -	$ -	$ -	$ -	$ -	$ -	$ -	$ -	$ -	$ -	$ -	$ -	$ -
4301	T610002107	369.0	$ -	$ -	$ -	$ -	$ -	$ -	$ -	$ -	$ -	$ -	$ -	$ -	$ -
4302	680002108	376.1	$ -	$ -	$ -	$ -	$ -	$ -	$ -	$ -	$ -	$ -	$ -	$ -	$ -
4303	680002108	376.2	$ -	$ -	$ -	$ -	$ -	$ -	$ -	$ -	$ -	$ -	$ -	$ -	$ -
4304	680002108	376.4	$ -	$ -	$ -	$ -	$ -	$ -	$ -	$ -	$ -	$ -	$ -	$ -	$ -
4305	680002109	376.1	$ -	$ -	$ -	$ -	$ -	$ -	$ -	$ -	$ -	$ -	$ -	$ -	$ -
4306	680002109	376.2	$ -	$ -	$ -	$ -	$ -	$ -	$ -	$ -	$ -	$ -	$ -	$ -	$ -
4307	680002109	376.4	$ -	$ -	$ -	$ -	$ -	$ -	$ -	$ -	$ -	$ -	$ -	$ -	$ -
4308	601002110	391.2	$ -	$ -	$ -	$ -	$ -	$ -	$ -	$ -	$ -	$ -	$ -	$ -	$ -
4309	601002110	397.0	$ -	$ -	$ -	$ -	$ -	$ -	$ -	$ -	$ -	$ -	$ -	$ -	$ -
4310	601002110	398.0	$ -	$ -	$ -	$ -	$ -	$ -	$ -	$ -	$ -	$ -	$ -	$ -	$ -
4311	601002111	390.0	$ -	$ -	$ -	$ -	$ -	$ -	$ -	$ -	$ -	$ -	$ -	$ -	$ -
4312	601002112	391.2	$ -	$ -	$ -	$ -	$ -	$ -	$ -	$ -	$ -	$ -	$ -	$ -	$ -
4313	601002112	397.0	$ -	$ -	$ -	$ -	$ -	$ -	$ -	$ -	$ -	$ -	$ -	$ -	$ -
4314	601002112	398.0	$ -	$ -	$ -	$ -	$ -	$ -	$ -	$ -	$ -	$ -	$ -	$ -	$ -
4315	601002113	391.2	$ -	$ -	$ -	$ -	$ -	$ -	$ -	$ -	$ -	$ -	$ -	$ -	$ -
4316	601002113	397.0	$ -	$ -	$ -	$ -	$ -	$ -	$ -	$ -	$ -	$ -	$ -	$ -	$ -
4317	601002113	398.0	$ -	$ -	$ -	$ -	$ -	$ -	$ -	$ -	$ -	$ -	$ -	$ -	$ -
4318	601002114	303.3	$ -	$ -	$ -	$ -	$ -	$ -	$ -	$ -	$ -	$ -	$ -	$ -	$ -
4319	601002115	303.3	$ -	$ -	$ -	$ -	$ -	$ -	$ -	$ -	$ -	$ -	$ -	$ -	$ -
4320	601002116	303.3	$ -	$ -	$ -	$ -	$ -	$ -	$ -	$ -	$ -	$ -	$ -	$ -	$ -
4321	680002117	376.1	$ -	$ -	$ -	$ -	$ -	$ -	$ -	$ -	$ -	$ -	$ -	$ -	$ -
4322	680002117	376.2	$ -	$ -	$ -	$ -	$ -	$ -	$ -	$ -	$ -	$ -	$ -	$ -	$ -
4323	680002117	376.4	$ -	$ -	$ -	$ -	$ -	$ -	$ -	$ -	$ -	$ -	$ -	$ -	$ -
4324	680002118	376.1	$ -	$ -	$ -	$ -	$ 28	$ 57	$ 85	$ 113	$ 142	$ 170	$ 198	$ 227	$ 255
4325	680002118	376.2	$ -	$ -	$ -	$ -	$ 191	$ 382	$ 573	$ 764	$ 954	$ 1,145	$ 1,336	$ 1,527	$ 1,718
4326	680002118	376.4	$ -	$ -	$ -	$ -	$ 24	$ 48	$ 73	$ 97	$ 121	$ 145	$ 169	$ 194	$ 218
4327	680002118	380.0	$ -	$ -	$ -	$ -	$ 39	$ 78	$ 117	$ 156	$ 195	$ 234	$ 273	$ 311	$ 350

Sponsored by NMGC Witness Erik C. Buchanan

WP Plant 6 Accum Res Balances

NEW MEXICO GAS COMPANY, INC.

Accumulated Reserve Account
Base Period - 12 Months Ending March 31, 2023
Future Test Year - 12 Months Ending September 30, 2025

	A	B	AC	AD	AE	AF	AG
1							
2			Balance	Balance	Balance	Balance	Balance
3	Investment Number / Beginning Balance	FERC Account	**5/31/2025**	**6/30/2025**	**7/31/2025**	**8/31/2025**	**9/30/2025**
4282	T680002101	368.0	$ -	$ -	$ -	$ -	$ -
4283	T680002101	369.0	$ -	$ -	$ -	$ -	$ -
4284	T680002102	367.1	$ -	$ -	$ -	$ -	$ -
4285	T680002102	368.0	$ -	$ -	$ -	$ -	$ -
4286	T680002102	369.0	$ -	$ -	$ -	$ -	$ -
4287	T680002103	367.1	$ -	$ -	$ -	$ -	$ -
4288	T680002103	368.0	$ -	$ -	$ -	$ -	$ -
4289	T680002103	369.0	$ -	$ -	$ -	$ -	$ -
4290	T610002104	367.1	$ -	$ -	$ -	$ -	$ -
4291	T610002104	368.0	$ -	$ -	$ -	$ -	$ -
4292	T610002104	369.0	$ -	$ -	$ -	$ -	$ -
4293	621002105	376.1	$ -	$ -	$ -	$ -	$ -
4294	621002105	376.2	$ -	$ -	$ -	$ -	$ -
4295	621002105	376.4	$ -	$ -	$ -	$ -	$ -
4296	621002105	380.0	$ -	$ -	$ -	$ -	$ -
4297	T610002106	367.1	$ -	$ -	$ -	$ -	$ -
4298	T610002106	368.0	$ -	$ -	$ -	$ -	$ -
4299	T610002106	369.0	$ -	$ -	$ -	$ -	$ -
4300	T610002107	368.0	$ -	$ -	$ -	$ -	$ -
4301	T610002107	369.0	$ -	$ -	$ -	$ -	$ -
4302	680002108	376.1	$ -	$ -	$ -	$ -	$ -
4303	680002108	376.2	$ -	$ -	$ -	$ -	$ -
4304	680002108	376.4	$ -	$ -	$ -	$ -	$ -
4305	680002109	376.1	$ -	$ -	$ -	$ -	$ -
4306	680002109	376.2	$ -	$ -	$ -	$ -	$ -
4307	680002109	376.4	$ -	$ -	$ -	$ -	$ -
4308	601002110	391.2	$ -	$ -	$ -	$ -	$ -
4309	601002110	397.0	$ -	$ -	$ -	$ -	$ -
4310	601002110	398.0	$ -	$ -	$ -	$ -	$ -
4311	601002111	390.0	$ -	$ -	$ -	$ -	$ -
4312	601002112	391.2	$ -	$ -	$ -	$ -	$ -
4313	601002112	397.0	$ -	$ -	$ -	$ -	$ -
4314	601002112	398.0	$ -	$ -	$ -	$ -	$ -
4315	601002113	391.2	$ -	$ -	$ -	$ -	$ -
4316	601002113	397.0	$ -	$ -	$ -	$ -	$ -
4317	601002113	398.0	$ -	$ -	$ -	$ -	$ -
4318	601002114	303.3	$ -	$ -	$ -	$ -	$ -
4319	601002115	303.3	$ -	$ -	$ -	$ -	$ -
4320	601002116	303.3	$ -	$ -	$ -	$ -	$ -
4321	680002117	376.1	$ -	$ -	$ -	$ -	$ -
4322	680002117	376.2	$ -	$ -	$ -	$ -	$ -
4323	680002117	376.4	$ -	$ -	$ -	$ -	$ -
4324	680002118	376.1	$ 284	$ 312	$ 340	$ 369	$ 397
4325	680002118	376.2	$ 1,909	$ 2,100	$ 2,291	$ 2,482	$ 2,672
4326	680002118	376.4	$ 242	$ 266	$ 291	$ 315	$ 339
4327	680002118	380.0	$ 389	$ 428	$ 467	$ 506	$ 545

NEW MEXICO GAS COMPANY, INC.

Accumulated Reserve Account
Base Period - 12 Months Ending March 31, 2023
Future Test Year - 12 Months Ending September 30, 2025

	A	B	C	D	E	F	G	H	I	J	K	L	M	N	O
1			Adjusted Base Period												
2			Balance	Balance	Balance	Balance	Balance	Balance	Balance	Balance	Balance	Balance	Balance	Balance	Balance
3	Investment Number / Beginning Balance	FERC Account	**3/31/2023**	**4/30/2023**	**5/31/2023**	**6/30/2023**	**7/31/2023**	**8/31/2023**	**9/30/2023**	**10/31/2023**	**11/30/2023**	**12/31/2023**	**1/31/2024**	**2/29/2024**	**3/31/2024**
4328	601002119	391.2	$ -	$ -	$ -	$ -	$ -	$ -	$ -	$ -	$ -	$ -	$ -	$ -	$ -
4329	601002119	397.0	$ -	$ -	$ -	$ -	$ -	$ -	$ -	$ -	$ -	$ -	$ -	$ -	$ -
4330	601002119	398.0	$ -	$ -	$ -	$ -	$ -	$ -	$ -	$ -	$ -	$ -	$ -	$ -	$ -
4331	680002120	376.1	$ -	$ -	$ -	$ -	$ -	$ -	$ -	$ -	$ -	$ -	$ -	$ -	$ -
4332	680002120	376.2	$ -	$ -	$ -	$ -	$ -	$ -	$ -	$ -	$ -	$ -	$ -	$ -	$ -
4333	680002120	376.4	$ -	$ -	$ -	$ -	$ -	$ -	$ -	$ -	$ -	$ -	$ -	$ -	$ -
4334	601002121	391.2	$ -	$ -	$ -	$ -	$ -	$ -	$ -	$ -	$ -	$ -	$ -	$ -	$ -
4335	601002121	397.0	$ -	$ -	$ -	$ -	$ -	$ -	$ -	$ -	$ -	$ -	$ -	$ -	$ -
4336	601002121	398.0	$ -	$ -	$ -	$ -	$ -	$ -	$ -	$ -	$ -	$ -	$ -	$ -	$ -
4337	633002122	376.1	$ -	$ -	$ -	$ -	$ -	$ -	$ -	$ -	$ -	$ -	$ -	$ -	$ -
4338	633002122	376.2	$ -	$ -	$ -	$ -	$ -	$ -	$ -	$ -	$ -	$ -	$ -	$ -	$ -
4339	633002122	376.4	$ -	$ -	$ -	$ -	$ -	$ -	$ -	$ -	$ -	$ -	$ -	$ -	$ -
4340	633002122	380.0	$ -	$ -	$ -	$ -	$ -	$ -	$ -	$ -	$ -	$ -	$ -	$ -	$ -
4341	601002123	391.2	$ -	$ -	$ -	$ -	$ -	$ -	$ -	$ -	$ -	$ -	$ -	$ -	$ -
4342	601002123	397.0	$ -	$ -	$ -	$ -	$ -	$ -	$ -	$ -	$ -	$ -	$ -	$ -	$ -
4343	601002123	398.0	$ -	$ -	$ -	$ -	$ -	$ -	$ -	$ -	$ -	$ -	$ -	$ -	$ -
4344	601002124	391.2	$ -	$ -	$ -	$ -	$ -	$ -	$ -	$ -	$ -	$ -	$ -	$ -	$ -
4345	601002124	397.0	$ -	$ -	$ -	$ -	$ -	$ -	$ -	$ -	$ -	$ -	$ -	$ -	$ -
4346	601002124	398.0	$ -	$ -	$ -	$ -	$ -	$ -	$ -	$ -	$ -	$ -	$ -	$ -	$ -
4347	601002125	391.2	$ -	$ -	$ -	$ -	$ -	$ -	$ -	$ -	$ -	$ -	$ -	$ -	$ -
4348	601002125	397.0	$ -	$ -	$ -	$ -	$ -	$ -	$ -	$ -	$ -	$ -	$ -	$ -	$ -
4349	601002125	398.0	$ -	$ -	$ -	$ -	$ -	$ -	$ -	$ -	$ -	$ -	$ -	$ -	$ -
4350	601002126	391.2	$ -	$ -	$ -	$ -	$ -	$ -	$ -	$ -	$ -	$ -	$ -	$ -	$ -
4351	601002126	397.0	$ -	$ -	$ -	$ -	$ -	$ -	$ -	$ -	$ -	$ -	$ -	$ -	$ -
4352	601002126	398.0	$ -	$ -	$ -	$ -	$ -	$ -	$ -	$ -	$ -	$ -	$ -	$ -	$ -
4353	601002127	391.2	$ -	$ -	$ -	$ -	$ -	$ -	$ -	$ -	$ -	$ -	$ -	$ -	$ -
4354	601002127	397.0	$ -	$ -	$ -	$ -	$ -	$ -	$ -	$ -	$ -	$ -	$ -	$ -	$ -
4355	601002127	398.0	$ -	$ -	$ -	$ -	$ -	$ -	$ -	$ -	$ -	$ -	$ -	$ -	$ -
4356	601002128	391.2	$ -	$ -	$ -	$ -	$ -	$ -	$ -	$ -	$ -	$ -	$ -	$ -	$ -
4357	601002128	397.0	$ -	$ -	$ -	$ -	$ -	$ -	$ -	$ -	$ -	$ -	$ -	$ -	$ -
4358	601002128	398.0	$ -	$ -	$ -	$ -	$ -	$ -	$ -	$ -	$ -	$ -	$ -	$ -	$ -
4359	601002129	391.2	$ -	$ -	$ -	$ -	$ -	$ -	$ -	$ -	$ -	$ -	$ -	$ -	$ -
4360	601002129	397.0	$ -	$ -	$ -	$ -	$ -	$ -	$ -	$ -	$ -	$ -	$ -	$ -	$ -
4361	601002129	398.0	$ -	$ -	$ -	$ -	$ -	$ -	$ -	$ -	$ -	$ -	$ -	$ -	$ -
4362	601002130	391.2	$ -	$ -	$ -	$ -	$ -	$ -	$ -	$ -	$ -	$ -	$ -	$ -	$ -
4363	601002130	397.0	$ -	$ -	$ -	$ -	$ -	$ -	$ -	$ -	$ -	$ -	$ -	$ -	$ -
4364	601002130	398.0	$ -	$ -	$ -	$ -	$ -	$ -	$ -	$ -	$ -	$ -	$ -	$ -	$ -
4365	601002131	391.2	$ -	$ -	$ -	$ -	$ -	$ -	$ -	$ -	$ -	$ -	$ -	$ -	$ -
4366	601002131	397.0	$ -	$ -	$ -	$ -	$ -	$ -	$ -	$ -	$ -	$ -	$ -	$ -	$ -
4367	601002131	398.0	$ -	$ -	$ -	$ -	$ -	$ -	$ -	$ -	$ -	$ -	$ -	$ -	$ -
4368	601002132	391.2	$ -	$ -	$ -	$ -	$ -	$ -	$ -	$ -	$ -	$ -	$ -	$ -	$ -
4369	601002132	397.0	$ -	$ -	$ -	$ -	$ -	$ -	$ -	$ -	$ -	$ -	$ -	$ -	$ -
4370	601002132	398.0	$ -	$ -	$ -	$ -	$ -	$ -	$ -	$ -	$ -	$ -	$ -	$ -	$ -
4371	601002133	391.2	$ -	$ -	$ -	$ -	$ -	$ -	$ -	$ -	$ -	$ -	$ -	$ -	$ -
4372	601002133	397.0	$ -	$ -	$ -	$ -	$ -	$ -	$ -	$ -	$ -	$ -	$ -	$ -	$ -
4373	601002133	398.0	$ -	$ -	$ -	$ -	$ -	$ -	$ -	$ -	$ -	$ -	$ -	$ -	$ -

Sponsored by NMGC Witness Erik C. Buchanan

WP Plant 6 Accum Res Balances

NEW MEXICO GAS COMPANY, INC.

Accumulated Reserve Account
Base Period - 12 Months Ending March 31, 2023
Future Test Year - 12 Months Ending September 30, 2025

	A	B	P	Q	R	S	T	U	V	W	X	Y	Z	AA	AB
1															
2			Balance	Balance	Balance	Balance	Balance	Balance	Balance	Balance	Balance	Balance	Balance	Balance	Balance
3	Investment Number / Beginning Balance	FERC Account	4/30/2024	5/31/2024	6/30/2024	7/31/2024	8/31/2024	9/30/2024	10/31/2024	11/30/2024	12/31/2024	1/31/2025	2/28/2025	3/31/2025	4/30/2025
4328	601002119	391.2	$ -	$ -	$ -	$ -	$ -	$ -	$ -	$ -	$ -	$ -	$ -	$ -	$ -
4329	601002119	397.0	$ -	$ -	$ -	$ -	$ -	$ -	$ -	$ -	$ -	$ -	$ -	$ -	$ -
4330	601002119	398.0	$ -	$ -	$ -	$ -	$ -	$ -	$ -	$ -	$ -	$ -	$ -	$ -	$ -
4331	680002120	376.1	$ -	$ -	$ -	$ -	$ -	$ -	$ -	$ -	$ -	$ -	$ -	$ -	$ -
4332	680002120	376.2	$ -	$ -	$ -	$ -	$ -	$ -	$ -	$ -	$ -	$ -	$ -	$ -	$ -
4333	680002120	376.4	$ -	$ -	$ -	$ -	$ -	$ -	$ -	$ -	$ -	$ -	$ -	$ -	$ -
4334	601002121	391.2	$ -	$ -	$ -	$ -	$ -	$ -	$ -	$ -	$ -	$ -	$ -	$ -	$ -
4335	601002121	397.0	$ -	$ -	$ -	$ -	$ -	$ -	$ -	$ -	$ -	$ -	$ -	$ -	$ -
4336	601002121	398.0	$ -	$ -	$ -	$ -	$ -	$ -	$ -	$ -	$ -	$ -	$ -	$ -	$ -
4337	633002122	376.1	$ -	$ -	$ 49	$ 99	$ 148	$ 197	$ 246	$ 296	$ 345	$ 394	$ 443	$ 493	$ 542
4338	633002122	376.2	$ -	$ -	$ 332	$ 663	$ 995	$ 1,327	$ 1,659	$ 1,990	$ 2,322	$ 2,654	$ 2,985	$ 3,317	$ 3,649
4339	633002122	376.4	$ -	$ -	$ 42	$ 84	$ 126	$ 168	$ 210	$ 252	$ 294	$ 337	$ 379	$ 421	$ 463
4340	633002122	380.0	$ -	$ -	$ 68	$ 135	$ 203	$ 271	$ 338	$ 406	$ 474	$ 541	$ 609	$ 677	$ 744
4341	601002123	391.2	$ -	$ -	$ -	$ -	$ -	$ -	$ -	$ -	$ -	$ -	$ -	$ -	$ -
4342	601002123	397.0	$ -	$ -	$ -	$ -	$ -	$ -	$ -	$ -	$ -	$ -	$ -	$ -	$ -
4343	601002123	398.0	$ -	$ -	$ -	$ -	$ -	$ -	$ -	$ -	$ -	$ -	$ -	$ -	$ -
4344	601002124	391.2	$ -	$ -	$ -	$ -	$ -	$ -	$ -	$ -	$ -	$ -	$ -	$ -	$ -
4345	601002124	397.0	$ -	$ -	$ -	$ -	$ -	$ -	$ -	$ -	$ -	$ -	$ -	$ -	$ -
4346	601002124	398.0	$ -	$ -	$ -	$ -	$ -	$ -	$ -	$ -	$ -	$ -	$ -	$ -	$ -
4347	601002125	391.2	$ -	$ -	$ -	$ -	$ -	$ -	$ -	$ -	$ -	$ -	$ -	$ -	$ -
4348	601002125	397.0	$ -	$ -	$ -	$ -	$ -	$ -	$ -	$ -	$ -	$ -	$ -	$ -	$ -
4349	601002125	398.0	$ -	$ -	$ -	$ -	$ -	$ -	$ -	$ -	$ -	$ -	$ -	$ -	$ -
4350	601002126	391.2	$ -	$ -	$ -	$ -	$ -	$ -	$ -	$ -	$ -	$ -	$ -	$ -	$ -
4351	601002126	397.0	$ -	$ -	$ -	$ -	$ -	$ -	$ -	$ -	$ -	$ -	$ -	$ -	$ -
4352	601002126	398.0	$ -	$ -	$ -	$ -	$ -	$ -	$ -	$ -	$ -	$ -	$ -	$ -	$ -
4353	601002127	391.2	$ -	$ -	$ -	$ -	$ -	$ -	$ -	$ -	$ -	$ -	$ -	$ -	$ -
4354	601002127	397.0	$ -	$ -	$ -	$ -	$ -	$ -	$ -	$ -	$ -	$ -	$ -	$ -	$ -
4355	601002127	398.0	$ -	$ -	$ -	$ -	$ -	$ -	$ -	$ -	$ -	$ -	$ -	$ -	$ -
4356	601002128	391.2	$ -	$ -	$ -	$ -	$ -	$ -	$ -	$ -	$ -	$ -	$ -	$ -	$ -
4357	601002128	397.0	$ -	$ -	$ -	$ -	$ -	$ -	$ -	$ -	$ -	$ -	$ -	$ -	$ -
4358	601002128	398.0	$ -	$ -	$ -	$ -	$ -	$ -	$ -	$ -	$ -	$ -	$ -	$ -	$ -
4359	601002129	391.2	$ -	$ -	$ -	$ -	$ -	$ -	$ -	$ -	$ -	$ -	$ -	$ -	$ -
4360	601002129	397.0	$ -	$ -	$ -	$ -	$ -	$ -	$ -	$ -	$ -	$ -	$ -	$ -	$ -
4361	601002129	398.0	$ -	$ -	$ -	$ -	$ -	$ -	$ -	$ -	$ -	$ -	$ -	$ -	$ -
4362	601002130	391.2	$ -	$ -	$ -	$ -	$ -	$ -	$ -	$ -	$ -	$ -	$ -	$ -	$ -
4363	601002130	397.0	$ -	$ -	$ -	$ -	$ -	$ -	$ -	$ -	$ -	$ -	$ -	$ -	$ -
4364	601002130	398.0	$ -	$ -	$ -	$ -	$ -	$ -	$ -	$ -	$ -	$ -	$ -	$ -	$ -
4365	601002131	391.2	$ -	$ -	$ -	$ -	$ -	$ -	$ -	$ -	$ -	$ -	$ -	$ -	$ -
4366	601002131	397.0	$ -	$ -	$ -	$ -	$ -	$ -	$ -	$ -	$ -	$ -	$ -	$ -	$ -
4367	601002131	398.0	$ -	$ -	$ -	$ -	$ -	$ -	$ -	$ -	$ -	$ -	$ -	$ -	$ -
4368	601002132	391.2	$ -	$ -	$ -	$ -	$ -	$ -	$ -	$ -	$ -	$ -	$ -	$ -	$ -
4369	601002132	397.0	$ -	$ -	$ -	$ -	$ -	$ -	$ -	$ -	$ -	$ -	$ -	$ -	$ -
4370	601002132	398.0	$ -	$ -	$ -	$ -	$ -	$ -	$ -	$ -	$ -	$ -	$ -	$ -	$ -
4371	601002133	391.2	$ -	$ -	$ -	$ -	$ -	$ -	$ -	$ -	$ -	$ -	$ -	$ -	$ -
4372	601002133	397.0	$ -	$ -	$ -	$ -	$ -	$ -	$ -	$ -	$ -	$ -	$ -	$ -	$ -
4373	601002133	398.0	$ -	$ -	$ -	$ -	$ -	$ -	$ -	$ -	$ -	$ -	$ -	$ -	$ -

Sponsored by NMGC Witness Erik C. Buchanan

WP Plant 6 Accum Res Balances

NEW MEXICO GAS COMPANY, INC.

Accumulated Reserve Account
Base Period - 12 Months Ending March 31, 2023
Future Test Year - 12 Months Ending September 30, 2025

	A	B	AC	AD	AE	AF	AG
1							
2			Balance	Balance	Balance	Balance	Balance
3	Investment Number / Beginning Balance	FERC Account	**5/31/2025**	**6/30/2025**	**7/31/2025**	**8/31/2025**	**9/30/2025**
4328	601002119	391.2	$ -	$ -	$ -	$ -	$ -
4329	601002119	397.0	$ -	$ -	$ -	$ -	$ -
4330	601002119	398.0	$ -	$ -	$ -	$ -	$ -
4331	680002120	376.1	$ -	$ -	$ -	$ -	$ -
4332	680002120	376.2	$ -	$ -	$ -	$ -	$ -
4333	680002120	376.4	$ -	$ -	$ -	$ -	$ -
4334	601002121	391.2	$ -	$ -	$ -	$ -	$ -
4335	601002121	397.0	$ -	$ -	$ -	$ -	$ -
4336	601002121	398.0	$ -	$ -	$ -	$ -	$ -
4337	633002122	376.1	$ 591	$ 641	$ 690	$ 739	$ 788
4338	633002122	376.2	$ 3,980	$ 4,312	$ 4,644	$ 4,976	$ 5,307
4339	633002122	376.4	$ 505	$ 547	$ 589	$ 631	$ 673
4340	633002122	380.0	$ 812	$ 880	$ 947	$ 1,015	$ 1,083
4341	601002123	391.2	$ -	$ -	$ -	$ -	$ -
4342	601002123	397.0	$ -	$ -	$ -	$ -	$ -
4343	601002123	398.0	$ -	$ -	$ -	$ -	$ -
4344	601002124	391.2	$ -	$ -	$ -	$ -	$ -
4345	601002124	397.0	$ -	$ -	$ -	$ -	$ -
4346	601002124	398.0	$ -	$ -	$ -	$ -	$ -
4347	601002125	391.2	$ -	$ -	$ -	$ -	$ -
4348	601002125	397.0	$ -	$ -	$ -	$ -	$ -
4349	601002125	398.0	$ -	$ -	$ -	$ -	$ -
4350	601002126	391.2	$ -	$ -	$ -	$ -	$ -
4351	601002126	397.0	$ -	$ -	$ -	$ -	$ -
4352	601002126	398.0	$ -	$ -	$ -	$ -	$ -
4353	601002127	391.2	$ -	$ -	$ -	$ -	$ -
4354	601002127	397.0	$ -	$ -	$ -	$ -	$ -
4355	601002127	398.0	$ -	$ -	$ -	$ -	$ -
4356	601002128	391.2	$ -	$ -	$ -	$ -	$ -
4357	601002128	397.0	$ -	$ -	$ -	$ -	$ -
4358	601002128	398.0	$ -	$ -	$ -	$ -	$ -
4359	601002129	391.2	$ -	$ -	$ -	$ -	$ -
4360	601002129	397.0	$ -	$ -	$ -	$ -	$ -
4361	601002129	398.0	$ -	$ -	$ -	$ -	$ -
4362	601002130	391.2	$ -	$ -	$ -	$ -	$ -
4363	601002130	397.0	$ -	$ -	$ -	$ -	$ -
4364	601002130	398.0	$ -	$ -	$ -	$ -	$ -
4365	601002131	391.2	$ -	$ -	$ -	$ -	$ -
4366	601002131	397.0	$ -	$ -	$ -	$ -	$ -
4367	601002131	398.0	$ -	$ -	$ -	$ -	$ -
4368	601002132	391.2	$ -	$ -	$ -	$ -	$ -
4369	601002132	397.0	$ -	$ -	$ -	$ -	$ -
4370	601002132	398.0	$ -	$ -	$ -	$ -	$ -
4371	601002133	391.2	$ -	$ -	$ -	$ -	$ -
4372	601002133	397.0	$ -	$ -	$ -	$ -	$ -
4373	601002133	398.0	$ -	$ -	$ -	$ -	$ -

Sponsored by NMGC Witness Erik C. Buchanan

NEW MEXICO GAS COMPANY, INC.

Accumulated Reserve Account
Base Period - 12 Months Ending March 31, 2023
Future Test Year - 12 Months Ending September 30, 2025

	A	B	C	D	E	F	G	H	I	J	K	L	M	N	O
1			Adjusted Base Period												
2			Balance	Balance	Balance	Balance	Balance	Balance	Balance	Balance	Balance	Balance	Balance	Balance	Balance
3	Investment Number / Beginning Balance	FERC Account	**3/31/2023**	**4/30/2023**	**5/31/2023**	**6/30/2023**	**7/31/2023**	**8/31/2023**	**9/30/2023**	**10/31/2023**	**11/30/2023**	**12/31/2023**	**1/31/2024**	**2/29/2024**	**3/31/2024**
4374	601002134	391.2	$ -	$ -	$ -	$ -	$ -	$ -	$ -	$ -	$ -	$ -	$ -	$ -	$ -
4375	601002134	397.0	$ -	$ -	$ -	$ -	$ -	$ -	$ -	$ -	$ -	$ -	$ -	$ -	$ -
4376	601002134	398.0	$ -	$ -	$ -	$ -	$ -	$ -	$ -	$ -	$ -	$ -	$ -	$ -	$ -
4377	601002135	391.2	$ -	$ -	$ -	$ -	$ -	$ -	$ -	$ -	$ -	$ -	$ -	$ -	$ -
4378	601002135	397.0	$ -	$ -	$ -	$ -	$ -	$ -	$ -	$ -	$ -	$ -	$ -	$ -	$ -
4379	601002135	398.0	$ -	$ -	$ -	$ -	$ -	$ -	$ -	$ -	$ -	$ -	$ -	$ -	$ -
4380	601002136	391.2	$ -	$ -	$ -	$ -	$ -	$ -	$ -	$ -	$ -	$ -	$ -	$ -	$ -
4381	601002136	397.0	$ -	$ -	$ -	$ -	$ -	$ -	$ -	$ -	$ -	$ -	$ -	$ -	$ -
4382	601002136	398.0	$ -	$ -	$ -	$ -	$ -	$ -	$ -	$ -	$ -	$ -	$ -	$ -	$ -
4383	T660002137	367.1	$ -	$ -	$ -	$ -	$ -	$ -	$ -	$ -	$ -	$ -	$ -	$ -	$ -
4384	T660002137	368.0	$ -	$ -	$ -	$ -	$ -	$ -	$ -	$ -	$ -	$ -	$ -	$ -	$ -
4385	T660002137	369.0	$ -	$ -	$ -	$ -	$ -	$ -	$ -	$ -	$ -	$ -	$ -	$ -	$ -
4386	T624002138	367.1	$ -	$ -	$ -	$ -	$ -	$ -	$ -	$ -	$ -	$ -	$ -	$ -	$ -
4387	T624002138	368.0	$ -	$ -	$ -	$ -	$ -	$ -	$ -	$ -	$ -	$ -	$ -	$ -	$ -
4388	T624002138	369.0	$ -	$ -	$ -	$ -	$ -	$ -	$ -	$ -	$ -	$ -	$ -	$ -	$ -
4389	T621002139	367.1	$ -	$ -	$ -	$ -	$ -	$ -	$ -	$ -	$ -	$ -	$ -	$ -	$ -
4390	T621002139	368.0	$ -	$ -	$ -	$ -	$ -	$ -	$ -	$ -	$ -	$ -	$ -	$ -	$ -
4391	T621002139	369.0	$ -	$ -	$ -	$ -	$ -	$ -	$ -	$ -	$ -	$ -	$ -	$ -	$ -
4392	601002140	303.3	$ -	$ -	$ -	$ -	$ -	$ -	$ -	$ -	$ -	$ -	$ -	$ -	$ -
4393	601002141	303.3	$ -	$ -	$ -	$ -	$ -	$ -	$ -	$ -	$ -	$ -	$ -	$ -	$ -
4394	601002142	303.3	$ -	$ -	$ -	$ -	$ -	$ -	$ -	$ -	$ -	$ -	$ -	$ -	$ -
4395	T610002143	368.0	$ -	$ -	$ -	$ -	$ -	$ -	$ -	$ -	$ -	$ -	$ -	$ -	$ -
4396	T610002143	369.0	$ -	$ -	$ -	$ -	$ -	$ -	$ -	$ -	$ -	$ -	$ -	$ -	$ -
4397	601002144	303.3	$ -	$ -	$ -	$ -	$ -	$ -	$ -	$ -	$ -	$ -	$ -	$ -	$ -
4398	601002145	303.3	$ -	$ -	$ -	$ -	$ -	$ -	$ -	$ -	$ -	$ -	$ -	$ 347	$ 694
4399	601002146	303.3	$ -	$ -	$ -	$ -	$ -	$ -	$ -	$ -	$ -	$ -	$ -	$ -	$ -
4400	601002147	303.3	$ -	$ -	$ -	$ -	$ -	$ -	$ -	$ -	$ -	$ -	$ -	$ -	$ -
4401	601002148	303.3	$ -	$ -	$ -	$ -	$ -	$ -	$ -	$ -	$ -	$ -	$ -	$ -	$ -
4402	601002149	303.3	$ -	$ -	$ -	$ -	$ -	$ -	$ -	$ -	$ -	$ -	$ -	$ -	$ -
4403	601002150	303.3	$ -	$ -	$ -	$ -	$ -	$ -	$ -	$ -	$ -	$ -	$ -	$ -	$ -
4404	633002151	376.1	$ -	$ -	$ -	$ -	$ -	$ -	$ -	$ -	$ -	$ -	$ -	$ -	$ -
4405	633002151	376.2	$ -	$ -	$ -	$ -	$ -	$ -	$ -	$ -	$ -	$ -	$ -	$ -	$ -
4406	633002151	376.4	$ -	$ -	$ -	$ -	$ -	$ -	$ -	$ -	$ -	$ -	$ -	$ -	$ -
4407	633002151	380.0	$ -	$ -	$ -	$ -	$ -	$ -	$ -	$ -	$ -	$ -	$ -	$ -	$ -
4408	601002152	303.3	$ -	$ -	$ -	$ -	$ -	$ -	$ -	$ -	$ -	$ -	$ -	$ -	$ -
4409	601002153	303.3	$ -	$ -	$ -	$ -	$ -	$ -	$ -	$ -	$ -	$ -	$ -	$ -	$ -
4410	601002154	303.3	$ -	$ -	$ -	$ -	$ -	$ -	$ -	$ -	$ -	$ -	$ -	$ -	$ -
4411	T680002155	367.1	$ -	$ -	$ -	$ -	$ -	$ -	$ -	$ -	$ -	$ -	$ -	$ -	$ -
4412	T680002155	368.0	$ -	$ -	$ -	$ -	$ -	$ -	$ -	$ -	$ -	$ -	$ -	$ -	$ -
4413	T680002155	369.0	$ -	$ -	$ -	$ -	$ -	$ -	$ -	$ -	$ -	$ -	$ -	$ -	$ -
4414	601002156	303.3	$ -	$ -	$ -	$ -	$ -	$ -	$ -	$ -	$ -	$ -	$ -	$ -	$ -
4415	601002157	303.3	$ -	$ -	$ -	$ -	$ -	$ -	$ -	$ -	$ -	$ -	$ -	$ -	$ -
4416	601002158	303.3	$ -	$ -	$ -	$ -	$ -	$ -	$ -	$ -	$ -	$ -	$ -	$ -	$ -
4417	601002159	303.3	$ -	$ -	$ -	$ -	$ -	$ -	$ -	$ -	$ -	$ -	$ -	$ -	$ -
4418	601002160	303.3	$ -	$ -	$ -	$ -	$ -	$ -	$ -	$ -	$ -	$ -	$ -	$ -	$ -
4419	601002161	303.3	$ -	$ -	$ -	$ -	$ -	$ -	$ -	$ -	$ -	$ -	$ -	$ -	$ -

Sponsored by NMGC Witness Erik C. Buchanan

WP Plant 6 Accum Res Balances

NEW MEXICO GAS COMPANY, INC.

Accumulated Reserve Account
Base Period - 12 Months Ending March 31, 2023
Future Test Year - 12 Months Ending September 30, 2025

	A	B	P	Q	R	S	T	U	V	W	X	Y	Z	AA	AB
1															
2			Balance	Balance	Balance	Balance	Balance	Balance	Balance	Balance	Balance	Balance	Balance	Balance	Balance
3	Investment Number / Beginning Balance	FERC Account	4/30/2024	5/31/2024	6/30/2024	7/31/2024	8/31/2024	9/30/2024	10/31/2024	11/30/2024	12/31/2024	1/31/2025	2/28/2025	3/31/2025	4/30/2025
4374	601002134	391.2	$ -	$ -	$ -	$ -	$ -	$ -	$ -	$ -	$ -	$ -	$ -	$ -	$ -
4375	601002134	397.0	$ -	$ -	$ -	$ -	$ -	$ -	$ -	$ -	$ -	$ -	$ -	$ -	$ -
4376	601002134	398.0	$ -	$ -	$ -	$ -	$ -	$ -	$ -	$ -	$ -	$ -	$ -	$ -	$ -
4377	601002135	391.2	$ -	$ -	$ -	$ -	$ -	$ -	$ -	$ -	$ -	$ -	$ -	$ -	$ -
4378	601002135	397.0	$ -	$ -	$ -	$ -	$ -	$ -	$ -	$ -	$ -	$ -	$ -	$ -	$ -
4379	601002135	398.0	$ -	$ -	$ -	$ -	$ -	$ -	$ -	$ -	$ -	$ -	$ -	$ -	$ -
4380	601002136	391.2	$ -	$ -	$ -	$ -	$ -	$ -	$ -	$ -	$ -	$ -	$ -	$ -	$ -
4381	601002136	397.0	$ -	$ -	$ -	$ -	$ -	$ -	$ -	$ -	$ -	$ -	$ -	$ -	$ -
4382	601002136	398.0	$ -	$ -	$ -	$ -	$ -	$ -	$ -	$ -	$ -	$ -	$ -	$ -	$ -
4383	T660002137	367.1	$ -	$ -	$ -	$ -	$ -	$ -	$ -	$ -	$ -	$ -	$ -	$ -	$ -
4384	T660002137	368.0	$ -	$ -	$ -	$ -	$ -	$ -	$ -	$ -	$ -	$ -	$ -	$ -	$ -
4385	T660002137	369.0	$ -	$ -	$ -	$ -	$ -	$ -	$ -	$ -	$ -	$ -	$ -	$ -	$ -
4386	T624002138	367.1	$ -	$ -	$ -	$ -	$ -	$ -	$ -	$ -	$ -	$ -	$ -	$ -	$ -
4387	T624002138	368.0	$ -	$ -	$ -	$ -	$ -	$ -	$ -	$ -	$ -	$ -	$ -	$ -	$ -
4388	T624002138	369.0	$ -	$ -	$ -	$ -	$ -	$ -	$ -	$ -	$ -	$ -	$ -	$ -	$ -
4389	T621002139	367.1	$ -	$ -	$ -	$ -	$ -	$ -	$ -	$ -	$ -	$ -	$ -	$ -	$ -
4390	T621002139	368.0	$ -	$ -	$ -	$ -	$ -	$ -	$ -	$ -	$ -	$ -	$ -	$ -	$ -
4391	T621002139	369.0	$ -	$ -	$ -	$ -	$ -	$ -	$ -	$ -	$ -	$ -	$ -	$ -	$ -
4392	601002140	303.3	$ -	$ -	$ -	$ -	$ -	$ -	$ -	$ -	$ -	$ -	$ -	$ -	$ -
4393	601002141	303.3	$ -	$ -	$ -	$ -	$ -	$ -	$ -	$ -	$ -	$ -	$ -	$ -	$ -
4394	601002142	303.3	$ -	$ -	$ -	$ -	$ -	$ -	$ -	$ -	$ -	$ -	$ 296	$ 592	$ 888
4395	T610002143	368.0	$ -	$ -	$ -	$ -	$ -	$ -	$ -	$ -	$ -	$ -	$ -	$ -	$ -
4396	T610002143	369.0	$ -	$ -	$ -	$ -	$ -	$ -	$ -	$ -	$ -	$ -	$ -	$ -	$ -
4397	601002144	303.3	$ -	$ -	$ -	$ -	$ -	$ -	$ -	$ -	$ -	$ -	$ -	$ -	$ -
4398	601002145	303.3	$ 1,041	$ 1,388	$ 1,734	$ 2,081	$ 2,428	$ 2,775	$ 3,122	$ 3,469	$ 3,816	$ 4,163	$ 4,510	$ 4,857	$ 5,203
4399	601002146	303.3	$ -	$ -	$ -	$ -	$ -	$ -	$ -	$ -	$ -	$ -	$ -	$ -	$ -
4400	601002147	303.3	$ -	$ -	$ -	$ -	$ -	$ -	$ -	$ -	$ -	$ -	$ -	$ -	$ -
4401	601002148	303.3	$ -	$ -	$ -	$ -	$ -	$ -	$ -	$ -	$ -	$ -	$ -	$ -	$ -
4402	601002149	303.3	$ -	$ -	$ -	$ -	$ -	$ -	$ -	$ -	$ -	$ -	$ -	$ -	$ -
4403	601002150	303.3	$ -	$ -	$ -	$ -	$ -	$ -	$ -	$ -	$ -	$ -	$ -	$ -	$ -
4404	633002151	376.1	$ -	$ -	$ 34	$ 67	$ 101	$ 135	$ 168	$ 202	$ 236	$ 269	$ 303	$ 337	$ 370
4405	633002151	376.2	$ -	$ -	$ 227	$ 453	$ 680	$ 907	$ 1,134	$ 1,360	$ 1,587	$ 1,814	$ 2,041	$ 2,267	$ 2,494
4406	633002151	376.4	$ -	$ -	$ 29	$ 58	$ 86	$ 115	$ 144	$ 173	$ 201	$ 230	$ 259	$ 288	$ 316
4407	633002151	380.0	$ -	$ -	$ 46	$ 92	$ 139	$ 185	$ 231	$ 277	$ 324	$ 370	$ 416	$ 462	$ 509
4408	601002152	303.3	$ -	$ -	$ -	$ -	$ -	$ -	$ -	$ -	$ -	$ -	$ 1,138	$ 2,276	$ 3,414
4409	601002153	303.3	$ -	$ -	$ -	$ -	$ -	$ -	$ -	$ -	$ -	$ -	$ -	$ -	$ -
4410	601002154	303.3	$ -	$ -	$ -	$ -	$ -	$ -	$ -	$ -	$ -	$ -	$ -	$ -	$ -
4411	T680002155	367.1	$ -	$ -	$ -	$ -	$ -	$ -	$ -	$ -	$ -	$ -	$ -	$ -	$ -
4412	T680002155	368.0	$ -	$ -	$ -	$ -	$ -	$ -	$ -	$ -	$ -	$ -	$ -	$ -	$ -
4413	T680002155	369.0	$ -	$ -	$ -	$ -	$ -	$ -	$ -	$ -	$ -	$ -	$ -	$ -	$ -
4414	601002156	303.3	$ -	$ -	$ -	$ -	$ -	$ -	$ -	$ -	$ -	$ -	$ -	$ -	$ -
4415	601002157	303.3	$ -	$ -	$ -	$ -	$ -	$ -	$ -	$ -	$ -	$ -	$ 3,414	$ 6,829	$ 10,243
4416	601002158	303.3	$ -	$ -	$ -	$ -	$ -	$ -	$ -	$ -	$ -	$ -	$ -	$ -	$ -
4417	601002159	303.3	$ -	$ -	$ -	$ -	$ -	$ -	$ -	$ -	$ -	$ -	$ -	$ -	$ -
4418	601002160	303.3	$ -	$ -	$ -	$ -	$ -	$ -	$ -	$ -	$ -	$ -	$ -	$ -	$ -
4419	601002161	303.3	$ -	$ -	$ -	$ -	$ -	$ -	$ -	$ -	$ -	$ -	$ 569	$ 1,138	$ 1,707

Sponsored by NMGC Witness Erik C. Buchanan

WP Plant 6 Accum Res Balances

NEW MEXICO GAS COMPANY, INC.

Accumulated Reserve Account
Base Period - 12 Months Ending March 31, 2023
Future Test Year - 12 Months Ending September 30, 2025

	A	B	AC	AD	AE	AF	AG
1							
2			Balance	Balance	Balance	Balance	Balance
3	Investment Number / Beginning Balance	FERC Account	**5/31/2025**	**6/30/2025**	**7/31/2025**	**8/31/2025**	**9/30/2025**
4374	601002134	391.2	$ -	$ -	$ -	$ -	$ -
4375	601002134	397.0	$ -	$ -	$ -	$ -	$ -
4376	601002134	398.0	$ -	$ -	$ -	$ -	$ -
4377	601002135	391.2	$ -	$ -	$ -	$ -	$ -
4378	601002135	397.0	$ -	$ -	$ -	$ -	$ -
4379	601002135	398.0	$ -	$ -	$ -	$ -	$ -
4380	601002136	391.2	$ -	$ -	$ -	$ -	$ -
4381	601002136	397.0	$ -	$ -	$ -	$ -	$ -
4382	601002136	398.0	$ -	$ -	$ -	$ -	$ -
4383	T660002137	367.1	$ -	$ -	$ -	$ -	$ -
4384	T660002137	368.0	$ -	$ -	$ -	$ -	$ -
4385	T660002137	369.0	$ -	$ -	$ -	$ -	$ -
4386	T624002138	367.1	$ -	$ -	$ -	$ -	$ 387
4387	T624002138	368.0	$ -	$ -	$ -	$ -	$ 74
4388	T624002138	369.0	$ -	$ -	$ -	$ -	$ 153
4389	T621002139	367.1	$ -	$ -	$ -	$ -	$ -
4390	T621002139	368.0	$ -	$ -	$ -	$ -	$ -
4391	T621002139	369.0	$ -	$ -	$ -	$ -	$ -
4392	601002140	303.3	$ -	$ -	$ -	$ -	$ -
4393	601002141	303.3	$ -	$ -	$ -	$ -	$ -
4394	601002142	303.3	$ 1,184	$ 1,480	$ 1,776	$ 2,072	$ 2,368
4395	T610002143	368.0	$ -	$ -	$ -	$ -	$ -
4396	T610002143	369.0	$ -	$ -	$ -	$ -	$ -
4397	601002144	303.3	$ -	$ -	$ -	$ -	$ -
4398	601002145	303.3	$ 5,550	$ 5,897	$ 6,244	$ 6,591	$ 6,938
4399	601002146	303.3	$ -	$ -	$ -	$ -	$ -
4400	601002147	303.3	$ -	$ -	$ -	$ -	$ -
4401	601002148	303.3	$ -	$ -	$ -	$ -	$ -
4402	601002149	303.3	$ -	$ -	$ -	$ -	$ -
4403	601002150	303.3	$ -	$ -	$ -	$ -	$ -
4404	633002151	376.1	$ 404	$ 438	$ 472	$ 505	$ 539
4405	633002151	376.2	$ 2,721	$ 2,948	$ 3,174	$ 3,401	$ 3,628
4406	633002151	376.4	$ 345	$ 374	$ 403	$ 431	$ 460
4407	633002151	380.0	$ 555	$ 601	$ 647	$ 694	$ 740
4408	601002152	303.3	$ 4,553	$ 5,691	$ 6,829	$ 7,967	$ 9,105
4409	601002153	303.3	$ -	$ -	$ -	$ -	$ -
4410	601002154	303.3	$ -	$ -	$ -	$ -	$ -
4411	T680002155	367.1	$ -	$ -	$ -	$ -	$ -
4412	T680002155	368.0	$ -	$ -	$ -	$ -	$ -
4413	T680002155	369.0	$ -	$ -	$ -	$ -	$ -
4414	601002156	303.3	$ -	$ -	$ -	$ -	$ -
4415	601002157	303.3	$ 13,658	$ 17,072	$ 20,486	$ 23,901	$ 27,315
4416	601002158	303.3	$ -	$ -	$ -	$ -	$ -
4417	601002159	303.3	$ -	$ -	$ -	$ -	$ -
4418	601002160	303.3	$ -	$ -	$ -	$ -	$ -
4419	601002161	303.3	$ 2,276	$ 2,845	$ 3,414	$ 3,983	$ 4,553

Sponsored by NMGC Witness Erik C. Buchanan

WP Plant 6 Accum Res Balances

NEW MEXICO GAS COMPANY, INC.

Accumulated Reserve Account
Base Period - 12 Months Ending March 31, 2023
Future Test Year - 12 Months Ending September 30, 2025

	A	B	C	D	E	F	G	H	I	J	K	L	M	N	O
1			Adjusted Base Period												
2			Balance	Balance	Balance	Balance	Balance	Balance	Balance	Balance	Balance	Balance	Balance	Balance	Balance
3	Investment Number / Beginning Balance	FERC Account	**3/31/2023**	**4/30/2023**	**5/31/2023**	**6/30/2023**	**7/31/2023**	**8/31/2023**	**9/30/2023**	**10/31/2023**	**11/30/2023**	**12/31/2023**	**1/31/2024**	**2/29/2024**	**3/31/2024**
4420	601002162	303.3	$ -	$ -	$ -	$ -	$ -	$ -	$ -	$ -	$ -	$ -	$ -	$ -	$ -
4421	601002163	303.3	$ -	$ -	$ -	$ -	$ -	$ -	$ -	$ -	$ -	$ -	$ -	$ -	$ -
4422	601002164	303.3	$ -	$ -	$ -	$ -	$ -	$ -	$ -	$ -	$ -	$ -	$ -	$ -	$ -
4423	601002165	303.3	$ -	$ -	$ -	$ -	$ -	$ -	$ -	$ -	$ -	$ -	$ -	$ -	$ -
4424	601002166	303.3	$ -	$ -	$ -	$ -	$ -	$ -	$ -	$ -	$ -	$ -	$ -	$ -	$ -
4425	601002167	303.3	$ -	$ -	$ -	$ -	$ -	$ -	$ -	$ -	$ -	$ -	$ -	$ -	$ -
4426	684002168	376.1	$ -	$ -	$ -	$ -	$ -	$ -	$ -	$ -	$ -	$ -	$ -	$ -	$ -
4427	684002168	376.2	$ -	$ -	$ -	$ -	$ -	$ -	$ -	$ -	$ -	$ -	$ -	$ -	$ -
4428	684002168	376.4	$ -	$ -	$ -	$ -	$ -	$ -	$ -	$ -	$ -	$ -	$ -	$ -	$ -
4429	624002169	376.1	$ -	$ -	$ -	$ -	$ -	$ -	$ -	$ -	$ -	$ -	$ -	$ -	$ -
4430	624002169	376.2	$ -	$ -	$ -	$ -	$ -	$ -	$ -	$ -	$ -	$ -	$ -	$ -	$ -
4431	624002169	376.4	$ -	$ -	$ -	$ -	$ -	$ -	$ -	$ -	$ -	$ -	$ -	$ -	$ -
4432	601002170	303.3	$ -	$ -	$ -	$ -	$ -	$ -	$ -	$ -	$ -	$ -	$ -	$ 139	$ 279
4433	601002171	303.3	$ -	$ -	$ -	$ -	$ -	$ -	$ -	$ -	$ -	$ -	$ -	$ 284	$ 569
4434	601002172	303.3	$ -	$ -	$ -	$ -	$ -	$ -	$ -	$ -	$ -	$ -	$ -	$ -	$ -
4435	601002174	303.3	$ -	$ -	$ -	$ -	$ -	$ -	$ -	$ -	$ -	$ -	$ -	$ -	$ -
4436	T601002175	367.1	$ -	$ -	$ -	$ -	$ -	$ -	$ -	$ -	$ -	$ -	$ -	$ -	$ -
4437	T601002175	368.0	$ -	$ -	$ -	$ -	$ -	$ -	$ -	$ -	$ -	$ -	$ -	$ -	$ -
4438	T601002175	369.0	$ -	$ -	$ -	$ -	$ -	$ -	$ -	$ -	$ -	$ -	$ -	$ -	$ -
4439	601002176	303.3	$ -	$ -	$ -	$ -	$ -	$ -	$ -	$ -	$ -	$ -	$ -	$ -	$ -
4440	601002177	303.3	$ -	$ -	$ -	$ -	$ -	$ -	$ -	$ -	$ -	$ -	$ -	$ -	$ -
4441	601002178	303.3	$ -	$ -	$ -	$ -	$ -	$ -	$ -	$ -	$ -	$ -	$ -	$ -	$ -
4442	601002179	303.3	$ -	$ -	$ -	$ -	$ -	$ -	$ -	$ -	$ -	$ -	$ -	$ -	$ -
4443	611002180	376.1	$ -	$ -	$ -	$ -	$ -	$ -	$ -	$ -	$ -	$ -	$ -	$ -	$ -
4444	611002180	376.2	$ -	$ -	$ -	$ -	$ -	$ -	$ -	$ -	$ -	$ -	$ -	$ -	$ -
4445	611002180	376.4	$ -	$ -	$ -	$ -	$ -	$ -	$ -	$ -	$ -	$ -	$ -	$ -	$ -
4446	611002180	380.0	$ -	$ -	$ -	$ -	$ -	$ -	$ -	$ -	$ -	$ -	$ -	$ -	$ -
4447	627002181	376.1	$ -	$ -	$ -	$ -	$ -	$ -	$ -	$ -	$ -	$ -	$ -	$ -	$ -
4448	627002181	376.2	$ -	$ -	$ -	$ -	$ -	$ -	$ -	$ -	$ -	$ -	$ -	$ -	$ -
4449	627002181	376.4	$ -	$ -	$ -	$ -	$ -	$ -	$ -	$ -	$ -	$ -	$ -	$ -	$ -
4450	627002181	380.0	$ -	$ -	$ -	$ -	$ -	$ -	$ -	$ -	$ -	$ -	$ -	$ -	$ -
4451	T624002182	367.1	$ -	$ -	$ -	$ -	$ -	$ -	$ -	$ -	$ -	$ -	$ -	$ -	$ -
4452	T624002182	368.0	$ -	$ -	$ -	$ -	$ -	$ -	$ -	$ -	$ -	$ -	$ -	$ -	$ -
4453	T624002182	369.0	$ -	$ -	$ -	$ -	$ -	$ -	$ -	$ -	$ -	$ -	$ -	$ -	$ -
4454	601002183	303.3	$ -	$ -	$ -	$ -	$ -	$ -	$ -	$ -	$ -	$ -	$ -	$ -	$ -
4455	601002184	303.3	$ -	$ -	$ -	$ -	$ -	$ -	$ -	$ -	$ -	$ -	$ -	$ -	$ -
4456	601002185	303.3	$ -	$ -	$ -	$ -	$ -	$ -	$ -	$ -	$ -	$ -	$ -	$ -	$ -
4457	601002186	303.3	$ -	$ -	$ -	$ -	$ -	$ -	$ -	$ -	$ -	$ -	$ -	$ -	$ -
4458	611002187	376.1	$ -	$ -	$ -	$ -	$ -	$ -	$ -	$ -	$ -	$ -	$ -	$ -	$ -
4459	611002187	376.2	$ -	$ -	$ -	$ -	$ -	$ -	$ -	$ -	$ -	$ -	$ -	$ -	$ -
4460	611002187	376.4	$ -	$ -	$ -	$ -	$ -	$ -	$ -	$ -	$ -	$ -	$ -	$ -	$ -
4461	611002187	380.0	$ -	$ -	$ -	$ -	$ -	$ -	$ -	$ -	$ -	$ -	$ -	$ -	$ -
4462	601002188	303.3	$ -	$ -	$ -	$ -	$ -	$ -	$ -	$ -	$ -	$ -	$ -	$ -	$ -
4463	601002189	303.3	$ -	$ -	$ -	$ -	$ -	$ -	$ -	$ -	$ -	$ -	$ -	$ -	$ -
4464	601002190	303.3	$ -	$ -	$ -	$ -	$ -	$ -	$ -	$ -	$ -	$ -	$ -	$ -	$ -
4465	601002191	303.3	$ -	$ -	$ -	$ -	$ -	$ -	$ -	$ -	$ -	$ -	$ -	$ -	$ -

Sponsored by NMGC Witness Erik C. Buchanan

WP Plant 6 Accum Res Balances

NEW MEXICO GAS COMPANY, INC.

Accumulated Reserve Account
Base Period - 12 Months Ending March 31, 2023
Future Test Year - 12 Months Ending September 30, 2025

	A	B	P	Q	R	S	T	U	V	W	X	Y	Z	AA	AB
1															
2			Balance	Balance	Balance	Balance	Balance	Balance	Balance	Balance	Balance	Balance	Balance	Balance	Balance
3	Investment Number / Beginning Balance	FERC Account	4/30/2024	5/31/2024	6/30/2024	7/31/2024	8/31/2024	9/30/2024	10/31/2024	11/30/2024	12/31/2024	1/31/2025	2/28/2025	3/31/2025	4/30/2025
4420	601002162	303.3	$ -	$ -	$ -	$ -	$ -	$ -	$ -	$ -	$ -	$ -	$ -	$ -	$ -
4421	601002163	303.3	$ -	$ -	$ -	$ -	$ -	$ -	$ -	$ -	$ -	$ -	$ -	$ -	$ -
4422	601002164	303.3	$ -	$ -	$ -	$ -	$ -	$ -	$ -	$ -	$ -	$ -	$ -	$ -	$ -
4423	601002165	303.3	$ -	$ -	$ -	$ -	$ -	$ -	$ -	$ -	$ -	$ -	$ -	$ -	$ -
4424	601002166	303.3	$ -	$ -	$ -	$ -	$ -	$ -	$ -	$ -	$ -	$ -	$ -	$ -	$ -
4425	601002167	303.3	$ -	$ -	$ -	$ -	$ -	$ -	$ -	$ -	$ -	$ -	$ -	$ -	$ -
4426	684002168	376.1	$ -	$ -	$ -	$ -	$ -	$ -	$ -	$ -	$ -	$ -	$ -	$ -	$ -
4427	684002168	376.2	$ -	$ -	$ -	$ -	$ -	$ -	$ -	$ -	$ -	$ -	$ -	$ -	$ -
4428	684002168	376.4	$ -	$ -	$ -	$ -	$ -	$ -	$ -	$ -	$ -	$ -	$ -	$ -	$ -
4429	624002169	376.1	$ -	$ -	$ -	$ -	$ -	$ -	$ 307	$ 614	$ 921	$ 1,228	$ 1,535	$ 1,842	$ 2,149
4430	624002169	376.2	$ -	$ -	$ -	$ -	$ -	$ -	$ 230	$ 459	$ 689	$ 919	$ 1,148	$ 1,378	$ 1,608
4431	624002169	376.4	$ -	$ -	$ -	$ -	$ -	$ -	$ 233	$ 466	$ 699	$ 932	$ 1,165	$ 1,398	$ 1,631
4432	601002170	303.3	$ 418	$ 557	$ 697	$ 836	$ 975	$ 1,115	$ 1,254	$ 1,393	$ 1,533	$ 1,672	$ 1,811	$ 1,951	$ 2,090
4433	601002171	303.3	$ 853	$ 1,138	$ 1,422	$ 1,707	$ 1,991	$ 2,276	$ 2,560	$ 2,845	$ 3,129	$ 3,414	$ 3,698	$ 3,983	$ 4,267
4434	601002172	303.3	$ -	$ -	$ -	$ -	$ -	$ -	$ -	$ -	$ -	$ -	$ -	$ -	$ -
4435	601002174	303.3	$ -	$ -	$ -	$ -	$ -	$ -	$ -	$ -	$ -	$ -	$ 219	$ 438	$ 658
4436	T601002175	367.1	$ -	$ -	$ -	$ -	$ -	$ -	$ -	$ -	$ -	$ -	$ -	$ -	$ -
4437	T601002175	368.0	$ -	$ -	$ -	$ -	$ -	$ -	$ -	$ -	$ -	$ -	$ -	$ -	$ -
4438	T601002175	369.0	$ -	$ -	$ -	$ -	$ -	$ -	$ -	$ -	$ -	$ -	$ -	$ -	$ -
4439	601002176	303.3	$ -	$ -	$ -	$ -	$ -	$ -	$ -	$ -	$ -	$ -	$ -	$ -	$ -
4440	601002177	303.3	$ -	$ -	$ -	$ -	$ -	$ -	$ -	$ -	$ -	$ -	$ -	$ -	$ -
4441	601002178	303.3	$ -	$ -	$ -	$ -	$ -	$ -	$ -	$ -	$ -	$ -	$ -	$ -	$ -
4442	601002179	303.3	$ -	$ -	$ -	$ -	$ -	$ -	$ -	$ -	$ -	$ -	$ -	$ -	$ -
4443	611002180	376.1	$ -	$ -	$ -	$ -	$ -	$ -	$ -	$ -	$ -	$ -	$ -	$ -	$ -
4444	611002180	376.2	$ -	$ -	$ -	$ -	$ -	$ -	$ -	$ -	$ -	$ -	$ -	$ -	$ -
4445	611002180	376.4	$ -	$ -	$ -	$ -	$ -	$ -	$ -	$ -	$ -	$ -	$ -	$ -	$ -
4446	611002180	380.0	$ -	$ -	$ -	$ -	$ -	$ -	$ -	$ -	$ -	$ -	$ -	$ -	$ -
4447	627002181	376.1	$ -	$ -	$ -	$ -	$ -	$ -	$ -	$ -	$ -	$ -	$ -	$ -	$ -
4448	627002181	376.2	$ -	$ -	$ -	$ -	$ -	$ -	$ -	$ -	$ -	$ -	$ -	$ -	$ -
4449	627002181	376.4	$ -	$ -	$ -	$ -	$ -	$ -	$ -	$ -	$ -	$ -	$ -	$ -	$ -
4450	627002181	380.0	$ -	$ -	$ -	$ -	$ -	$ -	$ -	$ -	$ -	$ -	$ -	$ -	$ -
4451	T624002182	367.1	$ -	$ -	$ -	$ -	$ -	$ -	$ -	$ -	$ -	$ -	$ -	$ -	$ -
4452	T624002182	368.0	$ -	$ -	$ -	$ -	$ -	$ -	$ -	$ -	$ -	$ -	$ -	$ -	$ -
4453	T624002182	369.0	$ -	$ -	$ -	$ -	$ -	$ -	$ -	$ -	$ -	$ -	$ -	$ -	$ -
4454	601002183	303.3	$ -	$ -	$ -	$ -	$ -	$ -	$ -	$ -	$ -	$ -	$ 142	$ 285	$ 427
4455	601002184	303.3	$ -	$ -	$ -	$ -	$ -	$ -	$ -	$ -	$ -	$ -	$ -	$ -	$ -
4456	601002185	303.3	$ -	$ -	$ -	$ -	$ -	$ -	$ -	$ -	$ -	$ -	$ -	$ -	$ -
4457	601002186	303.3	$ -	$ -	$ -	$ -	$ -	$ -	$ -	$ -	$ -	$ -	$ -	$ -	$ -
4458	611002187	376.1	$ -	$ -	$ -	$ -	$ -	$ -	$ -	$ -	$ -	$ -	$ -	$ -	$ -
4459	611002187	376.2	$ -	$ -	$ -	$ -	$ -	$ -	$ -	$ -	$ -	$ -	$ -	$ -	$ -
4460	611002187	376.4	$ -	$ -	$ -	$ -	$ -	$ -	$ -	$ -	$ -	$ -	$ -	$ -	$ -
4461	611002187	380.0	$ -	$ -	$ -	$ -	$ -	$ -	$ -	$ -	$ -	$ -	$ -	$ -	$ -
4462	601002188	303.3	$ -	$ -	$ -	$ -	$ -	$ -	$ -	$ -	$ -	$ -	$ 142	$ 285	$ 427
4463	601002189	303.3	$ -	$ -	$ -	$ -	$ -	$ -	$ -	$ -	$ -	$ -	$ -	$ -	$ -
4464	601002190	303.3	$ -	$ -	$ -	$ -	$ -	$ -	$ -	$ -	$ -	$ -	$ -	$ -	$ -
4465	601002191	303.3	$ -	$ -	$ -	$ -	$ -	$ -	$ -	$ -	$ -	$ -	$ -	$ -	$ -

Sponsored by NMGC Witness Erik C. Buchanan

WP Plant 6 Accum Res Balances

NEW MEXICO GAS COMPANY, INC.

Accumulated Reserve Account
Base Period - 12 Months Ending March 31, 2023
Future Test Year - 12 Months Ending September 30, 2025

	A	B	AC	AD	AE	AF	AG
1							
2			Balance	Balance	Balance	Balance	Balance
3	Investment Number / Beginning Balance	FERC Account	**5/31/2025**	**6/30/2025**	**7/31/2025**	**8/31/2025**	**9/30/2025**
4420	601002162	303.3	$ -	$ -	$ -	$ -	$ -
4421	601002163	303.3	$ -	$ -	$ -	$ -	$ -
4422	601002164	303.3	$ -	$ -	$ -	$ -	$ -
4423	601002165	303.3	$ -	$ -	$ -	$ -	$ -
4424	601002166	303.3	$ -	$ -	$ -	$ -	$ -
4425	601002167	303.3	$ -	$ -	$ -	$ -	$ -
4426	684002168	376.1	$ -	$ -	$ -	$ -	$ -
4427	684002168	376.2	$ -	$ -	$ -	$ -	$ -
4428	684002168	376.4	$ -	$ -	$ -	$ -	$ -
4429	624002169	376.1	$ 2,456	$ 2,763	$ 3,071	$ 3,378	$ 3,685
4430	624002169	376.2	$ 1,837	$ 2,067	$ 2,297	$ 2,527	$ 2,756
4431	624002169	376.4	$ 1,864	$ 2,097	$ 2,330	$ 2,564	$ 2,797
4432	601002170	303.3	$ 2,229	$ 2,369	$ 2,508	$ 2,648	$ 2,787
4433	601002171	303.3	$ 4,552	$ 4,836	$ 5,120	$ 5,405	$ 5,689
4434	601002172	303.3	$ -	$ -	$ -	$ -	$ -
4435	601002174	303.3	$ 877	$ 1,096	$ 1,315	$ 1,534	$ 1,754
4436	T601002175	367.1	$ -	$ -	$ -	$ -	$ -
4437	T601002175	368.0	$ -	$ -	$ -	$ -	$ -
4438	T601002175	369.0	$ -	$ -	$ -	$ -	$ -
4439	601002176	303.3	$ -	$ -	$ -	$ -	$ -
4440	601002177	303.3	$ -	$ -	$ -	$ -	$ -
4441	601002178	303.3	$ -	$ -	$ -	$ -	$ -
4442	601002179	303.3	$ -	$ -	$ -	$ -	$ -
4443	611002180	376.1	$ -	$ -	$ -	$ -	$ -
4444	611002180	376.2	$ -	$ -	$ -	$ -	$ -
4445	611002180	376.4	$ -	$ -	$ -	$ -	$ -
4446	611002180	380.0	$ -	$ -	$ -	$ -	$ -
4447	627002181	376.1	$ -	$ -	$ -	$ -	$ -
4448	627002181	376.2	$ -	$ -	$ -	$ -	$ -
4449	627002181	376.4	$ -	$ -	$ -	$ -	$ -
4450	627002181	380.0	$ -	$ -	$ -	$ -	$ -
4451	T624002182	367.1	$ -	$ -	$ -	$ -	$ -
4452	T624002182	368.0	$ -	$ -	$ -	$ -	$ -
4453	T624002182	369.0	$ -	$ -	$ -	$ -	$ -
4454	601002183	303.3	$ 569	$ 711	$ 854	$ 996	$ 1,138
4455	601002184	303.3	$ -	$ -	$ -	$ -	$ -
4456	601002185	303.3	$ -	$ -	$ -	$ -	$ -
4457	601002186	303.3	$ -	$ -	$ -	$ -	$ -
4458	611002187	376.1	$ -	$ -	$ -	$ -	$ -
4459	611002187	376.2	$ -	$ -	$ -	$ -	$ -
4460	611002187	376.4	$ -	$ -	$ -	$ -	$ -
4461	611002187	380.0	$ -	$ -	$ -	$ -	$ -
4462	601002188	303.3	$ 569	$ 711	$ 854	$ 996	$ 1,138
4463	601002189	303.3	$ -	$ -	$ -	$ -	$ -
4464	601002190	303.3	$ -	$ -	$ -	$ -	$ -
4465	601002191	303.3	$ -	$ -	$ -	$ -	$ -

Sponsored by NMGC Witness Erik C. Buchanan

WP Plant 6 Accum Res Balances

NEW MEXICO GAS COMPANY, INC.

Accumulated Reserve Account
Base Period - 12 Months Ending March 31, 2023
Future Test Year - 12 Months Ending September 30, 2025

	A	B	C	D	E	F	G	H	I	J	K	L	M	N	O
1			Adjusted Base Period												
2			Balance	Balance	Balance	Balance	Balance	Balance	Balance	Balance	Balance	Balance	Balance	Balance	Balance
3	Investment Number / Beginning Balance	FERC Account	**3/31/2023**	**4/30/2023**	**5/31/2023**	**6/30/2023**	**7/31/2023**	**8/31/2023**	**9/30/2023**	**10/31/2023**	**11/30/2023**	**12/31/2023**	**1/31/2024**	**2/29/2024**	**3/31/2024**
4466	601002192	303.3	$ -	$ -	$ -	$ -	$ -	$ -	$ -	$ -	$ -	$ -	$ -	$ -	$ -
4467	601002193	303.3	$ -	$ -	$ -	$ -	$ -	$ -	$ -	$ -	$ -	$ -	$ -	$ -	$ -
4468	601002194	303.3	$ -	$ -	$ -	$ -	$ -	$ -	$ -	$ -	$ -	$ -	$ -	$ -	$ -
4469	T624002195	367.1	$ -	$ -	$ -	$ -	$ -	$ -	$ -	$ -	$ -	$ -	$ -	$ -	$ -
4470	T624002195	368.0	$ -	$ -	$ -	$ -	$ -	$ -	$ -	$ -	$ -	$ -	$ -	$ -	$ -
4471	T624002195	369.0	$ -	$ -	$ -	$ -	$ -	$ -	$ -	$ -	$ -	$ -	$ -	$ -	$ -
4472	T680002196	367.1	$ -	$ -	$ -	$ -	$ -	$ -	$ -	$ -	$ -	$ -	$ -	$ -	$ -
4473	T680002196	368.0	$ -	$ -	$ -	$ -	$ -	$ -	$ -	$ -	$ -	$ -	$ -	$ -	$ -
4474	T680002196	369.0	$ -	$ -	$ -	$ -	$ -	$ -	$ -	$ -	$ -	$ -	$ -	$ -	$ -
4475	T610002197	368.0	$ -	$ -	$ -	$ -	$ -	$ -	$ -	$ -	$ -	$ -	$ -	$ -	$ -
4476	T610002197	369.0	$ -	$ -	$ -	$ -	$ -	$ -	$ -	$ -	$ -	$ -	$ -	$ -	$ -
4477	611002198	376.1	$ -	$ -	$ -	$ -	$ -	$ -	$ -	$ -	$ -	$ -	$ -	$ -	$ -
4478	611002198	376.2	$ -	$ -	$ -	$ -	$ -	$ -	$ -	$ -	$ -	$ -	$ -	$ -	$ -
4479	611002198	376.4	$ -	$ -	$ -	$ -	$ -	$ -	$ -	$ -	$ -	$ -	$ -	$ -	$ -
4480	611002198	380.0	$ -	$ -	$ -	$ -	$ -	$ -	$ -	$ -	$ -	$ -	$ -	$ -	$ -
4481	610002199	376.1	$ -	$ -	$ -	$ -	$ -	$ -	$ -	$ -	$ -	$ -	$ -	$ -	$ -
4482	610002199	376.2	$ -	$ -	$ -	$ -	$ -	$ -	$ -	$ -	$ -	$ -	$ -	$ -	$ -
4483	610002199	376.4	$ -	$ -	$ -	$ -	$ -	$ -	$ -	$ -	$ -	$ -	$ -	$ -	$ -
4484	610002199	380.0	$ -	$ -	$ -	$ -	$ -	$ -	$ -	$ -	$ -	$ -	$ -	$ -	$ -
4485	T610002200	368.0	$ -	$ -	$ -	$ -	$ -	$ -	$ -	$ -	$ -	$ -	$ -	$ -	$ -
4486	T610002200	369.0	$ -	$ -	$ -	$ -	$ -	$ -	$ -	$ -	$ -	$ -	$ -	$ -	$ -
4487	T610002201	368.0	$ -	$ -	$ -	$ -	$ -	$ -	$ -	$ -	$ -	$ -	$ -	$ -	$ -
4488	T610002201	369.0	$ -	$ -	$ -	$ -	$ -	$ -	$ -	$ -	$ -	$ -	$ -	$ -	$ -
4489	610002202	376.1	$ -	$ -	$ -	$ -	$ -	$ -	$ -	$ -	$ -	$ -	$ -	$ -	$ -
4490	610002202	376.2	$ -	$ -	$ -	$ -	$ -	$ -	$ -	$ -	$ -	$ -	$ -	$ -	$ -
4491	610002202	376.4	$ -	$ -	$ -	$ -	$ -	$ -	$ -	$ -	$ -	$ -	$ -	$ -	$ -
4492	610002202	380.0	$ -	$ -	$ -	$ -	$ -	$ -	$ -	$ -	$ -	$ -	$ -	$ -	$ -
4493	610002203	376.1	$ -	$ -	$ -	$ -	$ -	$ -	$ -	$ -	$ -	$ -	$ -	$ -	$ -
4494	610002203	376.2	$ -	$ -	$ -	$ -	$ -	$ -	$ -	$ -	$ -	$ -	$ -	$ -	$ -
4495	610002203	376.4	$ -	$ -	$ -	$ -	$ -	$ -	$ -	$ -	$ -	$ -	$ -	$ -	$ -
4496	610002203	380.0	$ -	$ -	$ -	$ -	$ -	$ -	$ -	$ -	$ -	$ -	$ -	$ -	$ -
4497	T680002204	367.1	$ -	$ -	$ -	$ -	$ -	$ -	$ -	$ -	$ -	$ -	$ -	$ -	$ -
4498	T680002204	368.0	$ -	$ -	$ -	$ -	$ -	$ -	$ -	$ -	$ -	$ -	$ -	$ -	$ -
4499	T680002204	369.0	$ -	$ -	$ -	$ -	$ -	$ -	$ -	$ -	$ -	$ -	$ -	$ -	$ -
4500	610002205	376.1	$ -	$ -	$ -	$ -	$ -	$ -	$ -	$ -	$ -	$ -	$ -	$ -	$ -
4501	610002205	376.2	$ -	$ -	$ -	$ -	$ -	$ -	$ -	$ -	$ -	$ -	$ -	$ -	$ -
4502	610002205	376.4	$ -	$ -	$ -	$ -	$ -	$ -	$ -	$ -	$ -	$ -	$ -	$ -	$ -
4503	610002205	380.0	$ -	$ -	$ -	$ -	$ -	$ -	$ -	$ -	$ -	$ -	$ -	$ -	$ -
4504	620002206	367.1	$ -	$ -	$ -	$ -	$ -	$ -	$ -	$ -	$ -	$ -	$ -	$ -	$ -
4505	620002206	368.0	$ -	$ -	$ -	$ -	$ -	$ -	$ -	$ -	$ -	$ -	$ -	$ -	$ -
4506	620002206	369.0	$ -	$ -	$ -	$ -	$ -	$ -	$ -	$ -	$ -	$ -	$ -	$ -	$ -
4507	T610002207	367.1	$ -	$ -	$ -	$ -	$ -	$ -	$ -	$ -	$ -	$ -	$ -	$ -	$ -
4508	T610002207	368.0	$ -	$ -	$ -	$ -	$ -	$ -	$ -	$ -	$ -	$ -	$ -	$ -	$ -
4509	T610002207	369.0	$ -	$ -	$ -	$ -	$ -	$ -	$ -	$ -	$ -	$ -	$ -	$ -	$ -
4510	T624002208	367.1	$ -	$ -	$ -	$ -	$ -	$ -	$ -	$ -	$ -	$ -	$ -	$ -	$ -
4511	T624002208	368.0	$ -	$ -	$ -	$ -	$ -	$ -	$ -	$ -	$ -	$ -	$ -	$ -	$ -

Sponsored by NMGC Witness Erik C. Buchanan

WP Plant 6 Accum Res Balances

NEW MEXICO GAS COMPANY, INC.

Accumulated Reserve Account
Base Period - 12 Months Ending March 31, 2023
Future Test Year - 12 Months Ending September 30, 2025

	A	B	P	Q	R	S	T	U	V	W	X	Y	Z	AA	AB
1															
2			Balance	Balance	Balance	Balance	Balance	Balance	Balance	Balance	Balance	Balance	Balance	Balance	Balance
3	Investment Number / Beginning Balance	FERC Account	4/30/2024	5/31/2024	6/30/2024	7/31/2024	8/31/2024	9/30/2024	10/31/2024	11/30/2024	12/31/2024	1/31/2025	2/28/2025	3/31/2025	4/30/2025
4466	601002192	303.3	$ -	$ -	$ -	$ -	$ -	$ -	$ -	$ -	$ -	$ -	$ 341	$ 683	$ 1,024
4467	601002193	303.3	$ -	$ -	$ -	$ -	$ -	$ -	$ -	$ -	$ -	$ -	$ 256	$ 512	$ 768
4468	601002194	303.3	$ -	$ -	$ -	$ -	$ -	$ -	$ -	$ -	$ -	$ -	$ 159	$ 319	$ 478
4469	T624002195	367.1	$ -	$ -	$ -	$ -	$ -	$ -	$ -	$ -	$ -	$ -	$ -	$ -	$ -
4470	T624002195	368.0	$ -	$ -	$ -	$ -	$ -	$ -	$ -	$ -	$ -	$ -	$ -	$ -	$ -
4471	T624002195	369.0	$ -	$ -	$ -	$ -	$ -	$ -	$ -	$ -	$ -	$ -	$ -	$ -	$ -
4472	T680002196	367.1	$ -	$ -	$ -	$ -	$ -	$ -	$ -	$ -	$ -	$ -	$ -	$ -	$ -
4473	T680002196	368.0	$ -	$ -	$ -	$ -	$ -	$ -	$ -	$ -	$ -	$ -	$ -	$ -	$ -
4474	T680002196	369.0	$ -	$ -	$ -	$ -	$ -	$ -	$ -	$ -	$ -	$ -	$ -	$ -	$ -
4475	T610002197	368.0	$ -	$ -	$ -	$ -	$ -	$ -	$ -	$ -	$ -	$ -	$ -	$ -	$ -
4476	T610002197	369.0	$ -	$ -	$ -	$ -	$ -	$ -	$ -	$ -	$ -	$ -	$ -	$ -	$ -
4477	611002198	376.1	$ -	$ -	$ -	$ -	$ -	$ -	$ -	$ -	$ -	$ -	$ -	$ -	$ -
4478	611002198	376.2	$ -	$ -	$ -	$ -	$ -	$ -	$ -	$ -	$ -	$ -	$ -	$ -	$ -
4479	611002198	376.4	$ -	$ -	$ -	$ -	$ -	$ -	$ -	$ -	$ -	$ -	$ -	$ -	$ -
4480	611002198	380.0	$ -	$ -	$ -	$ -	$ -	$ -	$ -	$ -	$ -	$ -	$ -	$ -	$ -
4481	610002199	376.1	$ -	$ -	$ -	$ -	$ -	$ -	$ -	$ -	$ -	$ -	$ -	$ -	$ -
4482	610002199	376.2	$ -	$ -	$ -	$ -	$ -	$ -	$ -	$ -	$ -	$ -	$ -	$ -	$ -
4483	610002199	376.4	$ -	$ -	$ -	$ -	$ -	$ -	$ -	$ -	$ -	$ -	$ -	$ -	$ -
4484	610002199	380.0	$ -	$ -	$ -	$ -	$ -	$ -	$ -	$ -	$ -	$ -	$ -	$ -	$ -
4485	T610002200	368.0	$ -	$ -	$ -	$ -	$ -	$ -	$ -	$ -	$ -	$ -	$ -	$ -	$ -
4486	T610002200	369.0	$ -	$ -	$ -	$ -	$ -	$ -	$ -	$ -	$ -	$ -	$ -	$ -	$ -
4487	T610002201	368.0	$ -	$ -	$ -	$ -	$ -	$ -	$ -	$ -	$ -	$ -	$ -	$ -	$ -
4488	T610002201	369.0	$ -	$ -	$ -	$ -	$ -	$ -	$ -	$ -	$ -	$ -	$ -	$ -	$ -
4489	610002202	376.1	$ -	$ -	$ -	$ -	$ -	$ -	$ -	$ -	$ -	$ -	$ -	$ -	$ -
4490	610002202	376.2	$ -	$ -	$ -	$ -	$ -	$ -	$ -	$ -	$ -	$ -	$ -	$ -	$ -
4491	610002202	376.4	$ -	$ -	$ -	$ -	$ -	$ -	$ -	$ -	$ -	$ -	$ -	$ -	$ -
4492	610002202	380.0	$ -	$ -	$ -	$ -	$ -	$ -	$ -	$ -	$ -	$ -	$ -	$ -	$ -
4493	610002203	376.1	$ -	$ -	$ -	$ -	$ -	$ -	$ -	$ -	$ -	$ -	$ -	$ -	$ -
4494	610002203	376.2	$ -	$ -	$ -	$ -	$ -	$ -	$ -	$ -	$ -	$ -	$ -	$ -	$ -
4495	610002203	376.4	$ -	$ -	$ -	$ -	$ -	$ -	$ -	$ -	$ -	$ -	$ -	$ -	$ -
4496	610002203	380.0	$ -	$ -	$ -	$ -	$ -	$ -	$ -	$ -	$ -	$ -	$ -	$ -	$ -
4497	T680002204	367.1	$ -	$ -	$ -	$ -	$ -	$ -	$ -	$ -	$ -	$ -	$ -	$ -	$ -
4498	T680002204	368.0	$ -	$ -	$ -	$ -	$ -	$ -	$ -	$ -	$ -	$ -	$ -	$ -	$ -
4499	T680002204	369.0	$ -	$ -	$ -	$ -	$ -	$ -	$ -	$ -	$ -	$ -	$ -	$ -	$ -
4500	610002205	376.1	$ -	$ -	$ -	$ -	$ -	$ -	$ -	$ -	$ -	$ -	$ -	$ -	$ -
4501	610002205	376.2	$ -	$ -	$ -	$ -	$ -	$ -	$ -	$ -	$ -	$ -	$ -	$ -	$ -
4502	610002205	376.4	$ -	$ -	$ -	$ -	$ -	$ -	$ -	$ -	$ -	$ -	$ -	$ -	$ -
4503	610002205	380.0	$ -	$ -	$ -	$ -	$ -	$ -	$ -	$ -	$ -	$ -	$ -	$ -	$ -
4504	620002206	367.1	$ -	$ -	$ -	$ -	$ -	$ -	$ -	$ -	$ -	$ -	$ -	$ -	$ -
4505	620002206	368.0	$ -	$ -	$ -	$ -	$ -	$ -	$ -	$ -	$ -	$ -	$ -	$ -	$ -
4506	620002206	369.0	$ -	$ -	$ -	$ -	$ -	$ -	$ -	$ -	$ -	$ -	$ -	$ -	$ -
4507	T610002207	367.1	$ -	$ -	$ -	$ -	$ -	$ -	$ -	$ -	$ -	$ -	$ -	$ -	$ -
4508	T610002207	368.0	$ -	$ -	$ -	$ -	$ -	$ -	$ -	$ -	$ -	$ -	$ -	$ -	$ -
4509	T610002207	369.0	$ -	$ -	$ -	$ -	$ -	$ -	$ -	$ -	$ -	$ -	$ -	$ -	$ -
4510	T624002208	367.1	$ -	$ -	$ -	$ -	$ -	$ -	$ -	$ -	$ -	$ -	$ -	$ -	$ -
4511	T624002208	368.0	$ -	$ -	$ -	$ -	$ -	$ -	$ -	$ -	$ -	$ -	$ -	$ -	$ -

Sponsored by NMGC Witness Erik C. Buchanan

WP Plant 6 Accum Res Balances

NEW MEXICO GAS COMPANY, INC.

Accumulated Reserve Account
Base Period - 12 Months Ending March 31, 2023
Future Test Year - 12 Months Ending September 30, 2025

	A	B	AC	AD	AE	AF	AG
1							
2			Balance	Balance	Balance	Balance	Balance
3	Investment Number / Beginning Balance	FERC Account	**5/31/2025**	**6/30/2025**	**7/31/2025**	**8/31/2025**	**9/30/2025**
4466	601002192	303.3	$ 1,366	$ 1,707	$ 2,049	$ 2,390	$ 2,732
4467	601002193	303.3	$ 1,024	$ 1,280	$ 1,536	$ 1,793	$ 2,049
4468	601002194	303.3	$ 637	$ 797	$ 956	$ 1,115	$ 1,275
4469	T624002195	367.1	$ -	$ -	$ -	$ -	$ -
4470	T624002195	368.0	$ -	$ -	$ -	$ -	$ -
4471	T624002195	369.0	$ -	$ -	$ -	$ -	$ -
4472	T680002196	367.1	$ -	$ -	$ -	$ -	$ -
4473	T680002196	368.0	$ -	$ -	$ -	$ -	$ -
4474	T680002196	369.0	$ -	$ -	$ -	$ -	$ -
4475	T610002197	368.0	$ -	$ -	$ -	$ -	$ -
4476	T610002197	369.0	$ -	$ -	$ -	$ -	$ -
4477	611002198	376.1	$ -	$ -	$ -	$ -	$ -
4478	611002198	376.2	$ -	$ -	$ -	$ -	$ -
4479	611002198	376.4	$ -	$ -	$ -	$ -	$ -
4480	611002198	380.0	$ -	$ -	$ -	$ -	$ -
4481	610002199	376.1	$ -	$ -	$ -	$ -	$ -
4482	610002199	376.2	$ -	$ -	$ -	$ -	$ -
4483	610002199	376.4	$ -	$ -	$ -	$ -	$ -
4484	610002199	380.0	$ -	$ -	$ -	$ -	$ -
4485	T610002200	368.0	$ -	$ -	$ -	$ -	$ -
4486	T610002200	369.0	$ -	$ -	$ -	$ -	$ -
4487	T610002201	368.0	$ -	$ -	$ -	$ -	$ -
4488	T610002201	369.0	$ -	$ -	$ -	$ -	$ -
4489	610002202	376.1	$ -	$ -	$ -	$ -	$ -
4490	610002202	376.2	$ -	$ -	$ -	$ -	$ -
4491	610002202	376.4	$ -	$ -	$ -	$ -	$ -
4492	610002202	380.0	$ -	$ -	$ -	$ -	$ -
4493	610002203	376.1	$ -	$ -	$ -	$ -	$ -
4494	610002203	376.2	$ -	$ -	$ -	$ -	$ -
4495	610002203	376.4	$ -	$ -	$ -	$ -	$ -
4496	610002203	380.0	$ -	$ -	$ -	$ -	$ -
4497	T680002204	367.1	$ -	$ -	$ -	$ -	$ -
4498	T680002204	368.0	$ -	$ -	$ -	$ -	$ -
4499	T680002204	369.0	$ -	$ -	$ -	$ -	$ -
4500	610002205	376.1	$ -	$ -	$ -	$ -	$ -
4501	610002205	376.2	$ -	$ -	$ -	$ -	$ -
4502	610002205	376.4	$ -	$ -	$ -	$ -	$ -
4503	610002205	380.0	$ -	$ -	$ -	$ -	$ -
4504	620002206	367.1	$ -	$ -	$ -	$ -	$ -
4505	620002206	368.0	$ -	$ -	$ -	$ -	$ -
4506	620002206	369.0	$ -	$ -	$ -	$ -	$ -
4507	T610002207	367.1	$ -	$ -	$ -	$ -	$ -
4508	T610002207	368.0	$ -	$ -	$ -	$ -	$ -
4509	T610002207	369.0	$ -	$ -	$ -	$ -	$ -
4510	T624002208	367.1	$ -	$ -	$ -	$ -	$ -
4511	T624002208	368.0	$ -	$ -	$ -	$ -	$ -

Sponsored by NMGC Witness Erik C. Buchanan

NEW MEXICO GAS COMPANY, INC.

Accumulated Reserve Account
Base Period - 12 Months Ending March 31, 2023
Future Test Year - 12 Months Ending September 30, 2025

	A	B	C	D	E	F	G	H	I	J	K	L	M	N	O
1			Adjusted Base Period												
2			Balance	Balance	Balance	Balance	Balance	Balance	Balance	Balance	Balance	Balance	Balance	Balance	Balance
3	Investment Number / Beginning Balance	FERC Account	**3/31/2023**	**4/30/2023**	**5/31/2023**	**6/30/2023**	**7/31/2023**	**8/31/2023**	**9/30/2023**	**10/31/2023**	**11/30/2023**	**12/31/2023**	**1/31/2024**	**2/29/2024**	**3/31/2024**
4512	T624002208	369.0	$ -	$ -	$ -	$ -	$ -	$ -	$ -	$ -	$ -	$ -	$ -	$ -	$ -
4513	T624002209	367.1	$ -	$ -	$ -	$ -	$ -	$ -	$ -	$ -	$ -	$ -	$ -	$ -	$ -
4514	T624002209	368.0	$ -	$ -	$ -	$ -	$ -	$ -	$ -	$ -	$ -	$ -	$ -	$ -	$ -
4515	T624002209	369.0	$ -	$ -	$ -	$ -	$ -	$ -	$ -	$ -	$ -	$ -	$ -	$ -	$ -
4516	T680002210	367.1	$ -	$ -	$ -	$ -	$ -	$ -	$ -	$ -	$ -	$ -	$ -	$ -	$ -
4517	T680002210	368.0	$ -	$ -	$ -	$ -	$ -	$ -	$ -	$ -	$ -	$ -	$ -	$ -	$ -
4518	T680002210	369.0	$ -	$ -	$ -	$ -	$ -	$ -	$ -	$ -	$ -	$ -	$ -	$ -	$ -
4519	T680002211	367.1	$ -	$ -	$ -	$ -	$ -	$ -	$ -	$ -	$ -	$ -	$ -	$ -	$ -
4520	T680002211	368.0	$ -	$ -	$ -	$ -	$ -	$ -	$ -	$ -	$ -	$ -	$ -	$ -	$ -
4521	T680002211	369.0	$ -	$ -	$ -	$ -	$ -	$ -	$ -	$ -	$ -	$ -	$ -	$ -	$ -
4522	T624002212	367.1	$ -	$ -	$ -	$ -	$ -	$ -	$ -	$ -	$ -	$ -	$ -	$ -	$ -
4523	T624002212	368.0	$ -	$ -	$ -	$ -	$ -	$ -	$ -	$ -	$ -	$ -	$ -	$ -	$ -
4524	T624002212	369.0	$ -	$ -	$ -	$ -	$ -	$ -	$ -	$ -	$ -	$ -	$ -	$ -	$ -
4525	T621002213	367.1	$ -	$ -	$ -	$ -	$ -	$ -	$ -	$ -	$ -	$ -	$ -	$ -	$ -
4526	T621002213	368.0	$ -	$ -	$ -	$ -	$ -	$ -	$ -	$ -	$ -	$ -	$ -	$ -	$ -
4527	T621002213	369.0	$ -	$ -	$ -	$ -	$ -	$ -	$ -	$ -	$ -	$ -	$ -	$ -	$ -
4528	T624002214	368.0	$ -	$ -	$ -	$ -	$ -	$ -	$ -	$ -	$ -	$ -	$ -	$ -	$ -
4529	T624002214	369.0	$ -	$ -	$ -	$ -	$ -	$ -	$ -	$ -	$ -	$ -	$ -	$ -	$ -
4530	T680002215	367.1	$ -	$ -	$ -	$ -	$ -	$ -	$ -	$ -	$ -	$ -	$ -	$ -	$ -
4531	T610002216	367.1	$ -	$ -	$ -	$ -	$ -	$ -	$ -	$ -	$ -	$ -	$ -	$ -	$ -
4532	T610002216	368.0	$ -	$ -	$ -	$ -	$ -	$ -	$ -	$ -	$ -	$ -	$ -	$ -	$ -
4533	T610002216	369.0	$ -	$ -	$ -	$ -	$ -	$ -	$ -	$ -	$ -	$ -	$ -	$ -	$ -
4534	T680002217	367.1	$ -	$ -	$ -	$ -	$ -	$ -	$ -	$ -	$ -	$ -	$ -	$ -	$ -
4535	T680002217	368.0	$ -	$ -	$ -	$ -	$ -	$ -	$ -	$ -	$ -	$ -	$ -	$ -	$ -
4536	T680002217	369.0	$ -	$ -	$ -	$ -	$ -	$ -	$ -	$ -	$ -	$ -	$ -	$ -	$ -
4537	T660002218	367.1	$ -	$ -	$ -	$ -	$ -	$ -	$ -	$ -	$ -	$ -	$ -	$ -	$ -
4538	T660002218	368.0	$ -	$ -	$ -	$ -	$ -	$ -	$ -	$ -	$ -	$ -	$ -	$ -	$ -
4539	T660002218	369.0	$ -	$ -	$ -	$ -	$ -	$ -	$ -	$ -	$ -	$ -	$ -	$ -	$ -
4540	T624002219	367.1	$ -	$ -	$ -	$ -	$ -	$ -	$ -	$ -	$ -	$ -	$ -	$ -	$ -
4541	T624002219	368.0	$ -	$ -	$ -	$ -	$ -	$ -	$ -	$ -	$ -	$ -	$ -	$ -	$ -
4542	T624002219	369.0	$ -	$ -	$ -	$ -	$ -	$ -	$ -	$ -	$ -	$ -	$ -	$ -	$ -
4543	T680002220	367.1	$ -	$ -	$ -	$ -	$ -	$ -	$ -	$ -	$ -	$ -	$ -	$ -	$ -
4544	T680002220	368.0	$ -	$ -	$ -	$ -	$ -	$ -	$ -	$ -	$ -	$ -	$ -	$ -	$ -
4545	T680002220	369.0	$ -	$ -	$ -	$ -	$ -	$ -	$ -	$ -	$ -	$ -	$ -	$ -	$ -
4546	T601002221	376.1	$ -	$ -	$ -	$ -	$ -	$ -	$ -	$ -	$ -	$ -	$ -	$ -	$ -
4547	T601002221	376.2	$ -	$ -	$ -	$ -	$ -	$ -	$ -	$ -	$ -	$ -	$ -	$ -	$ -
4548	T601002221	376.4	$ -	$ -	$ -	$ -	$ -	$ -	$ -	$ -	$ -	$ -	$ -	$ -	$ -
4549	T601002221	380.0	$ -	$ -	$ -	$ -	$ -	$ -	$ -	$ -	$ -	$ -	$ -	$ -	$ -
4550	601002222	376.1	$ -	$ -	$ -	$ -	$ -	$ -	$ -	$ -	$ -	$ -	$ -	$ -	$ -
4551	601002222	376.2	$ -	$ -	$ -	$ -	$ -	$ -	$ -	$ -	$ -	$ -	$ -	$ -	$ -
4552	601002222	376.4	$ -	$ -	$ -	$ -	$ -	$ -	$ -	$ -	$ -	$ -	$ -	$ -	$ -
4553	601002222	380.0	$ -	$ -	$ -	$ -	$ -	$ -	$ -	$ -	$ -	$ -	$ -	$ -	$ -
4554	T601002223	376.1	$ -	$ -	$ -	$ -	$ -	$ -	$ -	$ -	$ -	$ -	$ -	$ -	$ -
4555	T601002223	376.2	$ -	$ -	$ -	$ -	$ -	$ -	$ -	$ -	$ -	$ -	$ -	$ -	$ -
4556	T601002223	376.4	$ -	$ -	$ -	$ -	$ -	$ -	$ -	$ -	$ -	$ -	$ -	$ -	$ -
4557	T601002223	380.0	$ -	$ -	$ -	$ -	$ -	$ -	$ -	$ -	$ -	$ -	$ -	$ -	$ -

Sponsored by NMGC Witness Erik C. Buchanan

WP Plant 6 Accum Res Balances

NEW MEXICO GAS COMPANY, INC.

Accumulated Reserve Account
Base Period - 12 Months Ending March 31, 2023
Future Test Year - 12 Months Ending September 30, 2025

	A	B	P	Q	R	S	T	U	V	W	X	Y	Z	AA	AB
1															
2			Balance	Balance	Balance	Balance	Balance	Balance	Balance	Balance	Balance	Balance	Balance	Balance	Balance
3	Investment Number / Beginning Balance	FERC Account	4/30/2024	5/31/2024	6/30/2024	7/31/2024	8/31/2024	9/30/2024	10/31/2024	11/30/2024	12/31/2024	1/31/2025	2/28/2025	3/31/2025	4/30/2025
4512	T624002208	369.0	$ -	$ -	$ -	$ -	$ -	$ -	$ -	$ -	$ -	$ -	$ -	$ -	$ -
4513	T624002209	367.1	$ -	$ -	$ -	$ -	$ -	$ -	$ -	$ -	$ -	$ -	$ -	$ -	$ -
4514	T624002209	368.0	$ -	$ -	$ -	$ -	$ -	$ -	$ -	$ -	$ -	$ -	$ -	$ -	$ -
4515	T624002209	369.0	$ -	$ -	$ -	$ -	$ -	$ -	$ -	$ -	$ -	$ -	$ -	$ -	$ -
4516	T680002210	367.1	$ -	$ -	$ -	$ -	$ -	$ -	$ -	$ -	$ -	$ -	$ -	$ -	$ -
4517	T680002210	368.0	$ -	$ -	$ -	$ -	$ -	$ -	$ -	$ -	$ -	$ -	$ -	$ -	$ -
4518	T680002210	369.0	$ -	$ -	$ -	$ -	$ -	$ -	$ -	$ -	$ -	$ -	$ -	$ -	$ -
4519	T680002211	367.1	$ -	$ -	$ -	$ -	$ -	$ -	$ -	$ -	$ -	$ -	$ -	$ -	$ -
4520	T680002211	368.0	$ -	$ -	$ -	$ -	$ -	$ -	$ -	$ -	$ -	$ -	$ -	$ -	$ -
4521	T680002211	369.0	$ -	$ -	$ -	$ -	$ -	$ -	$ -	$ -	$ -	$ -	$ -	$ -	$ -
4522	T624002212	367.1	$ -	$ -	$ -	$ -	$ -	$ -	$ -	$ -	$ -	$ -	$ -	$ -	$ -
4523	T624002212	368.0	$ -	$ -	$ -	$ -	$ -	$ -	$ -	$ -	$ -	$ -	$ -	$ -	$ -
4524	T624002212	369.0	$ -	$ -	$ -	$ -	$ -	$ -	$ -	$ -	$ -	$ -	$ -	$ -	$ -
4525	T621002213	367.1	$ -	$ -	$ -	$ -	$ -	$ -	$ -	$ -	$ -	$ -	$ -	$ -	$ -
4526	T621002213	368.0	$ -	$ -	$ -	$ -	$ -	$ -	$ -	$ -	$ -	$ -	$ -	$ -	$ -
4527	T621002213	369.0	$ -	$ -	$ -	$ -	$ -	$ -	$ -	$ -	$ -	$ -	$ -	$ -	$ -
4528	T624002214	368.0	$ -	$ -	$ -	$ -	$ -	$ -	$ -	$ -	$ -	$ -	$ -	$ -	$ -
4529	T624002214	369.0	$ -	$ -	$ -	$ -	$ -	$ -	$ -	$ -	$ -	$ -	$ -	$ -	$ -
4530	T680002215	367.1	$ -	$ -	$ -	$ -	$ -	$ -	$ -	$ -	$ -	$ -	$ -	$ -	$ -
4531	T610002216	367.1	$ -	$ -	$ -	$ -	$ -	$ -	$ -	$ -	$ -	$ -	$ -	$ -	$ -
4532	T610002216	368.0	$ -	$ -	$ -	$ -	$ -	$ -	$ -	$ -	$ -	$ -	$ -	$ -	$ -
4533	T610002216	369.0	$ -	$ -	$ -	$ -	$ -	$ -	$ -	$ -	$ -	$ -	$ -	$ -	$ -
4534	T680002217	367.1	$ -	$ -	$ -	$ -	$ -	$ -	$ -	$ -	$ -	$ -	$ -	$ -	$ -
4535	T680002217	368.0	$ -	$ -	$ -	$ -	$ -	$ -	$ -	$ -	$ -	$ -	$ -	$ -	$ -
4536	T680002217	369.0	$ -	$ -	$ -	$ -	$ -	$ -	$ -	$ -	$ -	$ -	$ -	$ -	$ -
4537	T660002218	367.1	$ -	$ -	$ -	$ -	$ -	$ -	$ -	$ -	$ -	$ -	$ -	$ -	$ -
4538	T660002218	368.0	$ -	$ -	$ -	$ -	$ -	$ -	$ -	$ -	$ -	$ -	$ -	$ -	$ -
4539	T660002218	369.0	$ -	$ -	$ -	$ -	$ -	$ -	$ -	$ -	$ -	$ -	$ -	$ -	$ -
4540	T624002219	367.1	$ -	$ -	$ -	$ -	$ -	$ -	$ -	$ -	$ -	$ -	$ -	$ -	$ -
4541	T624002219	368.0	$ -	$ -	$ -	$ -	$ -	$ -	$ -	$ -	$ -	$ -	$ -	$ -	$ -
4542	T624002219	369.0	$ -	$ -	$ -	$ -	$ -	$ -	$ -	$ -	$ -	$ -	$ -	$ -	$ -
4543	T680002220	367.1	$ -	$ -	$ -	$ -	$ -	$ -	$ -	$ -	$ -	$ -	$ -	$ -	$ -
4544	T680002220	368.0	$ -	$ -	$ -	$ -	$ -	$ -	$ -	$ -	$ -	$ -	$ -	$ -	$ -
4545	T680002220	369.0	$ -	$ -	$ -	$ -	$ -	$ -	$ -	$ -	$ -	$ -	$ -	$ -	$ -
4546	T601002221	376.1	$ -	$ -	$ -	$ -	$ -	$ -	$ -	$ -	$ -	$ -	$ -	$ -	$ -
4547	T601002221	376.2	$ -	$ -	$ -	$ -	$ -	$ -	$ -	$ -	$ -	$ -	$ -	$ -	$ -
4548	T601002221	376.4	$ -	$ -	$ -	$ -	$ -	$ -	$ -	$ -	$ -	$ -	$ -	$ -	$ -
4549	T601002221	380.0	$ -	$ -	$ -	$ -	$ -	$ -	$ -	$ -	$ -	$ -	$ -	$ -	$ -
4550	601002222	376.1	$ -	$ -	$ -	$ -	$ -	$ -	$ -	$ -	$ -	$ -	$ -	$ -	$ -
4551	601002222	376.2	$ -	$ -	$ -	$ -	$ -	$ -	$ -	$ -	$ -	$ -	$ -	$ -	$ -
4552	601002222	376.4	$ -	$ -	$ -	$ -	$ -	$ -	$ -	$ -	$ -	$ -	$ -	$ -	$ -
4553	601002222	380.0	$ -	$ -	$ -	$ -	$ -	$ -	$ -	$ -	$ -	$ -	$ -	$ -	$ -
4554	T601002223	376.1	$ -	$ -	$ -	$ -	$ -	$ -	$ -	$ -	$ -	$ -	$ -	$ -	$ -
4555	T601002223	376.2	$ -	$ -	$ -	$ -	$ -	$ -	$ -	$ -	$ -	$ -	$ -	$ -	$ -
4556	T601002223	376.4	$ -	$ -	$ -	$ -	$ -	$ -	$ -	$ -	$ -	$ -	$ -	$ -	$ -
4557	T601002223	380.0	$ -	$ -	$ -	$ -	$ -	$ -	$ -	$ -	$ -	$ -	$ -	$ -	$ -

Sponsored by NMGC Witness Erik C. Buchanan

WP Plant 6 Accum Res Balances

NEW MEXICO GAS COMPANY, INC.

Accumulated Reserve Account
Base Period - 12 Months Ending March 31, 2023
Future Test Year - 12 Months Ending September 30, 2025

	A	B	AC	AD	AE	AF	AG
1							
2			Balance	Balance	Balance	Balance	Balance
3	Investment Number / Beginning Balance	FERC Account	**5/31/2025**	**6/30/2025**	**7/31/2025**	**8/31/2025**	**9/30/2025**
4512	T624002208	369.0	$ -	$ -	$ -	$ -	$ -
4513	T624002209	367.1	$ -	$ -	$ -	$ -	$ -
4514	T624002209	368.0	$ -	$ -	$ -	$ -	$ -
4515	T624002209	369.0	$ -	$ -	$ -	$ -	$ -
4516	T680002210	367.1	$ -	$ -	$ -	$ -	$ -
4517	T680002210	368.0	$ -	$ -	$ -	$ -	$ -
4518	T680002210	369.0	$ -	$ -	$ -	$ -	$ -
4519	T680002211	367.1	$ -	$ -	$ -	$ -	$ -
4520	T680002211	368.0	$ -	$ -	$ -	$ -	$ -
4521	T680002211	369.0	$ -	$ -	$ -	$ -	$ -
4522	T624002212	367.1	$ -	$ -	$ -	$ -	$ -
4523	T624002212	368.0	$ -	$ -	$ -	$ -	$ -
4524	T624002212	369.0	$ -	$ -	$ -	$ -	$ -
4525	T621002213	367.1	$ -	$ -	$ -	$ -	$ -
4526	T621002213	368.0	$ -	$ -	$ -	$ -	$ -
4527	T621002213	369.0	$ -	$ -	$ -	$ -	$ -
4528	T624002214	368.0	$ -	$ -	$ -	$ -	$ -
4529	T624002214	369.0	$ -	$ -	$ -	$ -	$ -
4530	T680002215	367.1	$ -	$ -	$ -	$ -	$ -
4531	T610002216	367.1	$ -	$ -	$ -	$ -	$ -
4532	T610002216	368.0	$ -	$ -	$ -	$ -	$ -
4533	T610002216	369.0	$ -	$ -	$ -	$ -	$ -
4534	T680002217	367.1	$ -	$ -	$ -	$ -	$ -
4535	T680002217	368.0	$ -	$ -	$ -	$ -	$ -
4536	T680002217	369.0	$ -	$ -	$ -	$ -	$ -
4537	T660002218	367.1	$ -	$ -	$ -	$ -	$ -
4538	T660002218	368.0	$ -	$ -	$ -	$ -	$ -
4539	T660002218	369.0	$ -	$ -	$ -	$ -	$ -
4540	T624002219	367.1	$ -	$ -	$ -	$ -	$ -
4541	T624002219	368.0	$ -	$ -	$ -	$ -	$ -
4542	T624002219	369.0	$ -	$ -	$ -	$ -	$ -
4543	T680002220	367.1	$ -	$ -	$ -	$ -	$ -
4544	T680002220	368.0	$ -	$ -	$ -	$ -	$ -
4545	T680002220	369.0	$ -	$ -	$ -	$ -	$ -
4546	T601002221	376.1	$ -	$ -	$ -	$ -	$ -
4547	T601002221	376.2	$ -	$ -	$ -	$ -	$ -
4548	T601002221	376.4	$ -	$ -	$ -	$ -	$ -
4549	T601002221	380.0	$ -	$ -	$ -	$ -	$ -
4550	601002222	376.1	$ -	$ -	$ -	$ -	$ -
4551	601002222	376.2	$ -	$ -	$ -	$ -	$ -
4552	601002222	376.4	$ -	$ -	$ -	$ -	$ -
4553	601002222	380.0	$ -	$ -	$ -	$ -	$ -
4554	T601002223	376.1	$ -	$ -	$ -	$ -	$ -
4555	T601002223	376.2	$ -	$ -	$ -	$ -	$ -
4556	T601002223	376.4	$ -	$ -	$ -	$ -	$ -
4557	T601002223	380.0	$ -	$ -	$ -	$ -	$ -

Sponsored by NMGC Witness Erik C. Buchanan

NEW MEXICO GAS COMPANY, INC.

Accumulated Reserve Account
Base Period - 12 Months Ending March 31, 2023
Future Test Year - 12 Months Ending September 30, 2025

	A	B	C	D	E	F	G	H	I	J	K	L	M	N	O
1			Adjusted Base Period												
2			Balance	Balance	Balance	Balance	Balance	Balance	Balance	Balance	Balance	Balance	Balance	Balance	Balance
3	Investment Number / Beginning Balance	FERC Account	**3/31/2023**	**4/30/2023**	**5/31/2023**	**6/30/2023**	**7/31/2023**	**8/31/2023**	**9/30/2023**	**10/31/2023**	**11/30/2023**	**12/31/2023**	**1/31/2024**	**2/29/2024**	**3/31/2024**
4558	T601002224	368.0	$ -	$ -	$ -	$ -	$ -	$ -	$ -	$ -	$ -	$ -	$ -	$ -	$ -
4559	T601002224	369.0	$ -	$ -	$ -	$ -	$ -	$ -	$ -	$ -	$ -	$ -	$ -	$ -	$ -
4560	T601002225	368.0	$ -	$ -	$ -	$ -	$ -	$ -	$ -	$ -	$ -	$ -	$ -	$ -	$ -
4561	T601002225	369.0	$ -	$ -	$ -	$ -	$ -	$ -	$ -	$ -	$ -	$ -	$ -	$ -	$ -
4562	T624002226	368.0	$ -	$ -	$ -	$ 0	$ 1	$ 1	$ 2	$ 2	$ 3	$ 3	$ 4	$ 4	$ 5
4563	T624002226	369.0	$ -	$ -	$ -	$ 2	$ 4	$ 5	$ 7	$ 9	$ 11	$ 13	$ 15	$ 17	$ 19
4564	T680002227	367.1	$ -	$ -	$ -	$ -	$ -	$ -	$ -	$ -	$ -	$ -	$ -	$ -	$ -
4565	T680002227	368.0	$ -	$ -	$ -	$ -	$ -	$ -	$ -	$ -	$ -	$ -	$ -	$ -	$ -
4566	T680002227	369.0	$ -	$ -	$ -	$ -	$ -	$ -	$ -	$ -	$ -	$ -	$ -	$ -	$ -
4567	T624002228	368.0	$ -	$ -	$ -	$ 27	$ 54	$ 81	$ 112	$ 142	$ 172	$ 202	$ 232	$ 262	$ 292
4568	T624002228	369.0	$ -	$ -	$ -	$ 112	$ 225	$ 337	$ 461	$ 586	$ 711	$ 835	$ 960	$ 1,085	$ 1,209
4569	T601002229	394.0	$ -	$ -	$ -	$ -	$ -	$ -	$ -	$ -	$ -	$ -	$ -	$ -	$ -
4570	T601002230	367.1	$ -	$ -	$ -	$ -	$ -	$ -	$ -	$ -	$ -	$ -	$ -	$ -	$ -
4571	T601002230	368.0	$ -	$ -	$ -	$ -	$ -	$ -	$ -	$ -	$ -	$ -	$ -	$ -	$ -
4572	T601002230	369.0	$ -	$ -	$ -	$ -	$ -	$ -	$ -	$ -	$ -	$ -	$ -	$ -	$ -
4573	T601002231	367.1	$ -	$ -	$ -	$ -	$ -	$ -	$ -	$ -	$ -	$ -	$ -	$ -	$ -
4574	T601002231	368.0	$ -	$ -	$ -	$ -	$ -	$ -	$ -	$ -	$ -	$ -	$ -	$ -	$ -
4575	T601002231	369.0	$ -	$ -	$ -	$ -	$ -	$ -	$ -	$ -	$ -	$ -	$ -	$ -	$ -
4576	T601002232	367.1	$ -	$ -	$ -	$ -	$ -	$ -	$ -	$ -	$ -	$ -	$ -	$ -	$ -
4577	T601002232	368.0	$ -	$ -	$ -	$ -	$ -	$ -	$ -	$ -	$ -	$ -	$ -	$ -	$ -
4578	T601002232	369.0	$ -	$ -	$ -	$ -	$ -	$ -	$ -	$ -	$ -	$ -	$ -	$ -	$ -
4579	T680002233	367.1	$ -	$ -	$ -	$ -	$ -	$ -	$ -	$ -	$ -	$ -	$ -	$ -	$ -
4580	T680002233	368.0	$ -	$ -	$ -	$ -	$ -	$ -	$ -	$ -	$ -	$ -	$ -	$ -	$ -
4581	T680002233	369.0	$ -	$ -	$ -	$ -	$ -	$ -	$ -	$ -	$ -	$ -	$ -	$ -	$ -
4582	601002234	376.1	$ -	$ -	$ -	$ -	$ -	$ -	$ -	$ -	$ -	$ -	$ -	$ -	$ -
4583	601002234	376.2	$ -	$ -	$ -	$ -	$ -	$ -	$ -	$ -	$ -	$ -	$ -	$ -	$ -
4584	601002234	376.4	$ -	$ -	$ -	$ -	$ -	$ -	$ -	$ -	$ -	$ -	$ -	$ -	$ -
4585	601002234	380.0	$ -	$ -	$ -	$ -	$ -	$ -	$ -	$ -	$ -	$ -	$ -	$ -	$ -
4586	601002235	376.1	$ -	$ -	$ -	$ -	$ -	$ -	$ -	$ -	$ -	$ -	$ -	$ -	$ -
4587	601002235	376.2	$ -	$ -	$ -	$ -	$ -	$ -	$ -	$ -	$ -	$ -	$ -	$ -	$ -
4588	601002235	376.4	$ -	$ -	$ -	$ -	$ -	$ -	$ -	$ -	$ -	$ -	$ -	$ -	$ -
4589	601002235	380.0	$ -	$ -	$ -	$ -	$ -	$ -	$ -	$ -	$ -	$ -	$ -	$ -	$ -
4590	601002236	376.1	$ -	$ -	$ -	$ -	$ -	$ -	$ -	$ -	$ -	$ -	$ -	$ -	$ -
4591	601002236	376.2	$ -	$ -	$ -	$ -	$ -	$ -	$ -	$ -	$ -	$ -	$ -	$ -	$ -
4592	601002236	376.4	$ -	$ -	$ -	$ -	$ -	$ -	$ -	$ -	$ -	$ -	$ -	$ -	$ -
4593	601002236	380.0	$ -	$ -	$ -	$ -	$ -	$ -	$ -	$ -	$ -	$ -	$ -	$ -	$ -
4594	622002237	376.1	$ -	$ -	$ -	$ -	$ 289	$ 578	$ 851	$ 1,123	$ 1,396	$ 1,669	$ 1,941	$ 2,214	$ 2,487
4595	622002237	376.2	$ -	$ -	$ -	$ -	$ 196	$ 393	$ 597	$ 801	$ 1,005	$ 1,209	$ 1,413	$ 1,617	$ 1,820
4596	622002237	376.4	$ -	$ -	$ -	$ -	$ 210	$ 420	$ 627	$ 834	$ 1,041	$ 1,248	$ 1,455	$ 1,662	$ 1,869
4597	T624002238	368.0	$ -	$ -	$ -	$ -	$ -	$ -	$ -	$ -	$ -	$ -	$ -	$ -	$ -
4598	T624002238	369.0	$ -	$ -	$ -	$ -	$ -	$ -	$ -	$ -	$ -	$ -	$ -	$ -	$ -
4599	633002239	376.1	$ -	$ -	$ -	$ -	$ -	$ -	$ -	$ -	$ -	$ -	$ -	$ -	$ -
4600	633002239	376.2	$ -	$ -	$ -	$ -	$ -	$ -	$ -	$ -	$ -	$ -	$ -	$ -	$ -
4601	633002239	376.4	$ -	$ -	$ -	$ -	$ -	$ -	$ -	$ -	$ -	$ -	$ -	$ -	$ -
4602	T680002240	368.0	$ -	$ -	$ -	$ -	$ -	$ -	$ -	$ -	$ -	$ -	$ -	$ -	$ -
4603	T680002240	369.0	$ -	$ -	$ -	$ -	$ -	$ -	$ -	$ -	$ -	$ -	$ -	$ -	$ -

Sponsored by NMGC Witness Erik C. Buchanan

WP Plant 6 Accum Res Balances

NEW MEXICO GAS COMPANY, INC.

Accumulated Reserve Account
Base Period - 12 Months Ending March 31, 2023
Future Test Year - 12 Months Ending September 30, 2025

	A	B	P	Q	R	S	T	U	V	W	X	Y	Z	AA	AB
1															
2			Balance	Balance	Balance	Balance	Balance	Balance	Balance	Balance	Balance	Balance	Balance	Balance	Balance
3	Investment Number / Beginning Balance	FERC Account	4/30/2024	5/31/2024	6/30/2024	7/31/2024	8/31/2024	9/30/2024	10/31/2024	11/30/2024	12/31/2024	1/31/2025	2/28/2025	3/31/2025	4/30/2025
4558	T601002224	368.0	$ -	$ -	$ -	$ -	$ -	$ -	$ -	$ -	$ -	$ -	$ -	$ -	$ -
4559	T601002224	369.0	$ -	$ -	$ -	$ -	$ -	$ -	$ -	$ -	$ -	$ -	$ -	$ -	$ -
4560	T601002225	368.0	$ -	$ -	$ -	$ -	$ -	$ -	$ -	$ -	$ -	$ -	$ -	$ -	$ -
4561	T601002225	369.0	$ -	$ -	$ -	$ -	$ -	$ -	$ -	$ -	$ -	$ -	$ -	$ -	$ -
4562	T624002226	368.0	$ 5	$ 6	$ 6	$ 7	$ 7	$ 8	$ 8	$ 9	$ 9	$ 10	$ 10	$ 10	$ 11
4563	T624002226	369.0	$ 21	$ 23	$ 25	$ 27	$ 29	$ 31	$ 33	$ 35	$ 37	$ 39	$ 41	$ 43	$ 45
4564	T680002227	367.1	$ -	$ -	$ -	$ -	$ -	$ -	$ -	$ -	$ -	$ -	$ -	$ -	$ -
4565	T680002227	368.0	$ -	$ -	$ -	$ -	$ -	$ -	$ -	$ -	$ -	$ -	$ -	$ -	$ -
4566	T680002227	369.0	$ -	$ -	$ -	$ -	$ -	$ -	$ -	$ -	$ -	$ -	$ -	$ -	$ -
4567	T624002228	368.0	$ 323	$ 353	$ 383	$ 413	$ 443	$ 473	$ 504	$ 534	$ 564	$ 594	$ 624	$ 654	$ 685
4568	T624002228	369.0	$ 1,334	$ 1,459	$ 1,583	$ 1,708	$ 1,833	$ 1,957	$ 2,082	$ 2,207	$ 2,331	$ 2,456	$ 2,581	$ 2,705	$ 2,830
4569	T601002229	394.0	$ -	$ -	$ -	$ -	$ -	$ -	$ -	$ -	$ -	$ -	$ -	$ -	$ -
4570	T601002230	367.1	$ -	$ -	$ -	$ -	$ -	$ -	$ -	$ -	$ -	$ -	$ -	$ -	$ -
4571	T601002230	368.0	$ -	$ -	$ -	$ -	$ -	$ -	$ -	$ -	$ -	$ -	$ -	$ -	$ -
4572	T601002230	369.0	$ -	$ -	$ -	$ -	$ -	$ -	$ -	$ -	$ -	$ -	$ -	$ -	$ -
4573	T601002231	367.1	$ -	$ -	$ -	$ -	$ -	$ -	$ -	$ -	$ -	$ -	$ -	$ -	$ -
4574	T601002231	368.0	$ -	$ -	$ -	$ -	$ -	$ -	$ -	$ -	$ -	$ -	$ -	$ -	$ -
4575	T601002231	369.0	$ -	$ -	$ -	$ -	$ -	$ -	$ -	$ -	$ -	$ -	$ -	$ -	$ -
4576	T601002232	367.1	$ -	$ -	$ -	$ -	$ -	$ -	$ -	$ -	$ -	$ -	$ -	$ -	$ -
4577	T601002232	368.0	$ -	$ -	$ -	$ -	$ -	$ -	$ -	$ -	$ -	$ -	$ -	$ -	$ -
4578	T601002232	369.0	$ -	$ -	$ -	$ -	$ -	$ -	$ -	$ -	$ -	$ -	$ -	$ -	$ -
4579	T680002233	367.1	$ -	$ -	$ -	$ -	$ -	$ -	$ -	$ -	$ -	$ -	$ -	$ -	$ -
4580	T680002233	368.0	$ -	$ -	$ -	$ -	$ -	$ -	$ -	$ -	$ -	$ -	$ -	$ -	$ -
4581	T680002233	369.0	$ -	$ -	$ -	$ -	$ -	$ -	$ -	$ -	$ -	$ -	$ -	$ -	$ -
4582	601002234	376.1	$ -	$ -	$ -	$ -	$ -	$ -	$ -	$ -	$ -	$ -	$ -	$ -	$ -
4583	601002234	376.2	$ -	$ -	$ -	$ -	$ -	$ -	$ -	$ -	$ -	$ -	$ -	$ -	$ -
4584	601002234	376.4	$ -	$ -	$ -	$ -	$ -	$ -	$ -	$ -	$ -	$ -	$ -	$ -	$ -
4585	601002234	380.0	$ -	$ -	$ -	$ -	$ -	$ -	$ -	$ -	$ -	$ -	$ -	$ -	$ -
4586	601002235	376.1	$ -	$ -	$ -	$ -	$ -	$ -	$ -	$ -	$ -	$ -	$ -	$ -	$ -
4587	601002235	376.2	$ -	$ -	$ -	$ -	$ -	$ -	$ -	$ -	$ -	$ -	$ -	$ -	$ -
4588	601002235	376.4	$ -	$ -	$ -	$ -	$ -	$ -	$ -	$ -	$ -	$ -	$ -	$ -	$ -
4589	601002235	380.0	$ -	$ -	$ -	$ -	$ -	$ -	$ -	$ -	$ -	$ -	$ -	$ -	$ -
4590	601002236	376.1	$ -	$ -	$ -	$ -	$ -	$ -	$ -	$ -	$ -	$ -	$ -	$ -	$ -
4591	601002236	376.2	$ -	$ -	$ -	$ -	$ -	$ -	$ -	$ -	$ -	$ -	$ -	$ -	$ -
4592	601002236	376.4	$ -	$ -	$ -	$ -	$ -	$ -	$ -	$ -	$ -	$ -	$ -	$ -	$ -
4593	601002236	380.0	$ -	$ -	$ -	$ -	$ -	$ -	$ -	$ -	$ -	$ -	$ -	$ -	$ -
4594	622002237	376.1	$ 2,759	$ 3,032	$ 3,305	$ 3,577	$ 3,850	$ 4,123	$ 4,395	$ 4,668	$ 4,940	$ 5,213	$ 5,486	$ 5,758	$ 6,031
4595	622002237	376.2	$ 2,024	$ 2,228	$ 2,432	$ 2,636	$ 2,840	$ 3,044	$ 3,248	$ 3,452	$ 3,656	$ 3,860	$ 4,064	$ 4,268	$ 4,472
4596	622002237	376.4	$ 2,076	$ 2,283	$ 2,490	$ 2,697	$ 2,904	$ 3,110	$ 3,317	$ 3,524	$ 3,731	$ 3,938	$ 4,145	$ 4,352	$ 4,559
4597	T624002238	368.0	$ -	$ -	$ -	$ -	$ -	$ -	$ -	$ -	$ -	$ -	$ -	$ -	$ -
4598	T624002238	369.0	$ -	$ -	$ -	$ -	$ -	$ -	$ -	$ -	$ -	$ -	$ -	$ -	$ -
4599	633002239	376.1	$ -	$ -	$ -	$ -	$ -	$ -	$ -	$ -	$ -	$ -	$ -	$ -	$ -
4600	633002239	376.2	$ -	$ -	$ -	$ -	$ -	$ -	$ -	$ -	$ -	$ -	$ -	$ -	$ -
4601	633002239	376.4	$ -	$ -	$ -	$ -	$ -	$ -	$ -	$ -	$ -	$ -	$ -	$ -	$ -
4602	T680002240	368.0	$ -	$ -	$ -	$ -	$ -	$ -	$ -	$ -	$ -	$ -	$ -	$ -	$ -
4603	T680002240	369.0	$ -	$ -	$ -	$ -	$ -	$ -	$ -	$ -	$ -	$ -	$ -	$ -	$ -

Sponsored by NMGC Witness Erik C. Buchanan

WP Plant 6 Accum Res Balances

NEW MEXICO GAS COMPANY, INC.

Accumulated Reserve Account
Base Period - 12 Months Ending March 31, 2023
Future Test Year - 12 Months Ending September 30, 2025

	A	B	AC	AD	AE	AF	AG
1							
2			Balance	Balance	Balance	Balance	Balance
3	Investment Number / Beginning Balance	FERC Account	**5/31/2025**	**6/30/2025**	**7/31/2025**	**8/31/2025**	**9/30/2025**
4558	T601002224	368.0	$ -	$ -	$ -	$ -	$ -
4559	T601002224	369.0	$ -	$ -	$ -	$ -	$ -
4560	T601002225	368.0	$ -	$ -	$ -	$ -	$ -
4561	T601002225	369.0	$ -	$ -	$ -	$ -	$ -
4562	T624002226	368.0	$ 11	$ 12	$ 12	$ 13	$ 13
4563	T624002226	369.0	$ 47	$ 49	$ 51	$ 53	$ 55
4564	T680002227	367.1	$ -	$ -	$ -	$ -	$ -
4565	T680002227	368.0	$ -	$ -	$ -	$ -	$ -
4566	T680002227	369.0	$ -	$ -	$ -	$ -	$ -
4567	T624002228	368.0	$ 715	$ 745	$ 775	$ 805	$ 835
4568	T624002228	369.0	$ 2,955	$ 3,079	$ 3,204	$ 3,329	$ 3,453
4569	T601002229	394.0	$ -	$ -	$ -	$ -	$ -
4570	T601002230	367.1	$ -	$ -	$ -	$ -	$ -
4571	T601002230	368.0	$ -	$ -	$ -	$ -	$ -
4572	T601002230	369.0	$ -	$ -	$ -	$ -	$ -
4573	T601002231	367.1	$ -	$ -	$ -	$ -	$ -
4574	T601002231	368.0	$ -	$ -	$ -	$ -	$ -
4575	T601002231	369.0	$ -	$ -	$ -	$ -	$ -
4576	T601002232	367.1	$ -	$ -	$ -	$ -	$ -
4577	T601002232	368.0	$ -	$ -	$ -	$ -	$ -
4578	T601002232	369.0	$ -	$ -	$ -	$ -	$ -
4579	T680002233	367.1	$ -	$ -	$ -	$ -	$ -
4580	T680002233	368.0	$ -	$ -	$ -	$ -	$ -
4581	T680002233	369.0	$ -	$ -	$ -	$ -	$ -
4582	601002234	376.1	$ -	$ -	$ -	$ -	$ -
4583	601002234	376.2	$ -	$ -	$ -	$ -	$ -
4584	601002234	376.4	$ -	$ -	$ -	$ -	$ -
4585	601002234	380.0	$ -	$ -	$ -	$ -	$ -
4586	601002235	376.1	$ -	$ -	$ -	$ -	$ -
4587	601002235	376.2	$ -	$ -	$ -	$ -	$ -
4588	601002235	376.4	$ -	$ -	$ -	$ -	$ -
4589	601002235	380.0	$ -	$ -	$ -	$ -	$ -
4590	601002236	376.1	$ -	$ -	$ -	$ -	$ -
4591	601002236	376.2	$ -	$ -	$ -	$ -	$ -
4592	601002236	376.4	$ -	$ -	$ -	$ -	$ -
4593	601002236	380.0	$ -	$ -	$ -	$ -	$ -
4594	622002237	376.1	$ 6,304	$ 6,576	$ 6,849	$ 7,122	$ 7,394
4595	622002237	376.2	$ 4,676	$ 4,880	$ 5,084	$ 5,288	$ 5,491
4596	622002237	376.4	$ 4,766	$ 4,973	$ 5,180	$ 5,387	$ 5,594
4597	T624002238	368.0	$ -	$ -	$ -	$ -	$ -
4598	T624002238	369.0	$ -	$ -	$ -	$ -	$ -
4599	633002239	376.1	$ -	$ -	$ -	$ -	$ -
4600	633002239	376.2	$ -	$ -	$ -	$ -	$ -
4601	633002239	376.4	$ -	$ -	$ -	$ -	$ -
4602	T680002240	368.0	$ -	$ -	$ -	$ -	$ -
4603	T680002240	369.0	$ -	$ -	$ -	$ -	$ -

Sponsored by NMGC Witness Erik C. Buchanan

NEW MEXICO GAS COMPANY, INC.

Accumulated Reserve Account
Base Period - 12 Months Ending March 31, 2023
Future Test Year - 12 Months Ending September 30, 2025

	A	B	C	D	E	F	G	H	I	J	K	L	M	N	O
1			Adjusted Base Period												
2			Balance	Balance	Balance	Balance	Balance	Balance	Balance	Balance	Balance	Balance	Balance	Balance	Balance
3	Investment Number / Beginning Balance	FERC Account	**3/31/2023**	**4/30/2023**	**5/31/2023**	**6/30/2023**	**7/31/2023**	**8/31/2023**	**9/30/2023**	**10/31/2023**	**11/30/2023**	**12/31/2023**	**1/31/2024**	**2/29/2024**	**3/31/2024**
4604	T601002241	367.1	$ -	$ -	$ -	$ -	$ -	$ -	$ -	$ -	$ -	$ -	$ -	$ -	$ -
4605	T601002241	368.0	$ -	$ -	$ -	$ -	$ -	$ -	$ -	$ -	$ -	$ -	$ -	$ -	$ -
4606	T601002241	369.0	$ -	$ -	$ -	$ -	$ -	$ -	$ -	$ -	$ -	$ -	$ -	$ -	$ -
4607	T610002242	368.0	$ -	$ -	$ -	$ -	$ -	$ -	$ -	$ -	$ -	$ -	$ -	$ -	$ -
4608	T610002242	369.0	$ -	$ -	$ -	$ -	$ -	$ -	$ -	$ -	$ -	$ -	$ -	$ -	$ -
4609	601002243	303.3	$ -	$ -	$ -	$ -	$ -	$ -	$ -	$ -	$ -	$ -	$ -	$ 488	$ 975
4610	601002244	303.3	$ -	$ -	$ -	$ -	$ -	$ -	$ -	$ -	$ -	$ -	$ -	$ 1,135	$ 2,271
4611	601002245	303.3	$ -	$ -	$ -	$ -	$ -	$ -	$ -	$ 48	$ 96	$ 144	$ 192	$ 240	$ 289
4612	601002246	303.3	$ -	$ -	$ -	$ -	$ -	$ -	$ -	$ -	$ 144	$ 288	$ 431	$ 575	$ 719
4613	601002247	303.3	$ -	$ -	$ -	$ -	$ -	$ 96	$ 192	$ 289	$ 385	$ 481	$ 577	$ 674	$ 770
4614	601002248	303.3	$ -	$ -	$ -	$ -	$ -	$ -	$ -	$ -	$ -	$ -	$ -	$ 325	$ 651
4615	601002249	303.3	$ -	$ -	$ -	$ -	$ -	$ -	$ -	$ -	$ -	$ -	$ -	$ 291	$ 582
4616	601002250	303.3	$ -	$ -	$ -	$ -	$ -	$ -	$ -	$ 289	$ 577	$ 866	$ 1,154	$ 1,443	$ 1,731
4617	601002251	303.3	$ -	$ -	$ -	$ -	$ -	$ -	$ 267	$ 534	$ 801	$ 1,068	$ 1,335	$ 1,601	$ 1,868
4618	T610002252	368.0	$ -	$ -	$ -	$ -	$ -	$ -	$ -	$ -	$ -	$ -	$ -	$ -	$ -
4619	T610002252	369.0	$ -	$ -	$ -	$ -	$ -	$ -	$ -	$ -	$ -	$ -	$ -	$ -	$ -
4620	601002253	391.2	$ -	$ -	$ -	$ -	$ -	$ -	$ -	$ -	$ -	$ -	$ -	$ -	$ -
4621	601002253	397.0	$ -	$ -	$ -	$ -	$ -	$ -	$ -	$ -	$ -	$ -	$ -	$ -	$ -
4622	601002253	398.0	$ -	$ -	$ -	$ -	$ -	$ -	$ -	$ -	$ -	$ -	$ -	$ -	$ -
4623	T626002254	369.0	$ -	$ -	$ -	$ -	$ -	$ -	$ -	$ -	$ -	$ -	$ -	$ -	$ -
4624	T624002255	367.1	$ -	$ -	$ -	$ -	$ -	$ -	$ -	$ -	$ -	$ -	$ -	$ -	$ -
4625	684002256	376.1	$ -	$ -	$ -	$ -	$ -	$ -	$ -	$ -	$ -	$ -	$ 1	$ 1	$ 2
4626	684002256	376.2	$ -	$ -	$ -	$ -	$ -	$ -	$ -	$ -	$ -	$ -	$ 0	$ 1	$ 1
4627	684002256	376.4	$ -	$ -	$ -	$ -	$ -	$ -	$ -	$ -	$ -	$ -	$ 0	$ 1	$ 1
4628	601002257	391.2	$ -	$ -	$ 2,540	$ 5,079	$ 7,619	$ 10,158	$ 12,722	$ 15,287	$ 17,851	$ 20,416	$ 22,980	$ 25,544	$ 28,109
4629	601002257	397.0	$ -	$ -	$ 57	$ 114	$ 171	$ 229	$ 350	$ 471	$ 592	$ 713	$ 834	$ 955	$ 1,076
4630	601002257	398.0	$ -	$ -	$ 216	$ 432	$ 648	$ 863	$ 1,110	$ 1,358	$ 1,605	$ 1,852	$ 2,099	$ 2,346	$ 2,593
4631	601002258	303.3	$ -	$ -	$ -	$ -	$ 292	$ 583	$ 875	$ 1,167	$ 1,458	$ 1,750	$ 2,041	$ 2,333	$ 2,625
4632	T680002259	368.0	$ -	$ -	$ -	$ -	$ -	$ -	$ -	$ -	$ -	$ -	$ -	$ -	$ -
4633	T680002259	369.0	$ -	$ -	$ -	$ -	$ -	$ -	$ -	$ -	$ -	$ -	$ -	$ -	$ -
4634	601002260	303.3	$ -	$ -	$ -	$ -	$ -	$ -	$ -	$ -	$ -	$ -	$ -	$ -	$ -
4635	T610002261	367.1	$ -	$ -	$ -	$ -	$ -	$ -	$ -	$ -	$ -	$ -	$ -	$ -	$ -
4636	T610002261	368.0	$ -	$ -	$ -	$ -	$ -	$ -	$ -	$ -	$ -	$ -	$ -	$ -	$ -
4637	T610002261	369.0	$ -	$ -	$ -	$ -	$ -	$ -	$ -	$ -	$ -	$ -	$ -	$ -	$ -
4638	T610002262	367.1	$ -	$ -	$ -	$ -	$ -	$ -	$ -	$ -	$ -	$ -	$ -	$ -	$ -
4639	T610002262	368.0	$ -	$ -	$ -	$ -	$ -	$ -	$ -	$ -	$ -	$ -	$ -	$ -	$ -
4640	T610002262	369.0	$ -	$ -	$ -	$ -	$ -	$ -	$ -	$ -	$ -	$ -	$ -	$ -	$ -
4641	T680002263	367.1	$ -	$ -	$ -	$ -	$ -	$ -	$ -	$ -	$ -	$ -	$ -	$ -	$ -
4642	T680002263	368.0	$ -	$ -	$ -	$ -	$ -	$ -	$ -	$ -	$ -	$ -	$ -	$ -	$ -
4643	T680002263	369.0	$ -	$ -	$ -	$ -	$ -	$ -	$ -	$ -	$ -	$ -	$ -	$ -	$ -
4644	T680002264	367.1	$ -	$ -	$ -	$ -	$ -	$ -	$ -	$ -	$ -	$ -	$ -	$ -	$ -
4645	T680002264	368.0	$ -	$ -	$ -	$ -	$ -	$ -	$ -	$ -	$ -	$ -	$ -	$ -	$ -
4646	T680002264	369.0	$ -	$ -	$ -	$ -	$ -	$ -	$ -	$ -	$ -	$ -	$ -	$ -	$ -
4647	T680002265	367.1	$ -	$ -	$ -	$ -	$ -	$ -	$ -	$ -	$ -	$ -	$ -	$ -	$ -
4648	T680002265	368.0	$ -	$ -	$ -	$ -	$ -	$ -	$ -	$ -	$ -	$ -	$ -	$ -	$ -
4649	T680002265	369.0	$ -	$ -	$ -	$ -	$ -	$ -	$ -	$ -	$ -	$ -	$ -	$ -	$ -

Sponsored by NMGC Witness Erik C. Buchanan

WP Plant 6 Accum Res Balances

NEW MEXICO GAS COMPANY, INC.

Accumulated Reserve Account
Base Period - 12 Months Ending March 31, 2023
Future Test Year - 12 Months Ending September 30, 2025

	A	B	P	Q	R	S	T	U	V	W	X	Y	Z	AA	AB
1															
2			Balance	Balance	Balance	Balance	Balance	Balance	Balance	Balance	Balance	Balance	Balance	Balance	Balance
3	Investment Number / Beginning Balance	FERC Account	4/30/2024	5/31/2024	6/30/2024	7/31/2024	8/31/2024	9/30/2024	10/31/2024	11/30/2024	12/31/2024	1/31/2025	2/28/2025	3/31/2025	4/30/2025
4604	T601002241	367.1	$ -	$ -	$ -	$ -	$ -	$ -	$ -	$ -	$ -	$ -	$ -	$ -	$ -
4605	T601002241	368.0	$ -	$ -	$ -	$ -	$ -	$ -	$ -	$ -	$ -	$ -	$ -	$ -	$ -
4606	T601002241	369.0	$ -	$ -	$ -	$ -	$ -	$ -	$ -	$ -	$ -	$ -	$ -	$ -	$ -
4607	T610002242	368.0	$ -	$ -	$ -	$ -	$ -	$ 34	$ 67	$ 101	$ 134	$ 168	$ 201	$ 235	$ 269
4608	T610002242	369.0	$ -	$ -	$ -	$ -	$ -	$ 139	$ 277	$ 416	$ 555	$ 694	$ 832	$ 971	$ 1,110
4609	601002243	303.3	$ 1,463	$ 1,951	$ 2,438	$ 2,926	$ 3,413	$ 3,901	$ 4,389	$ 4,876	$ 5,364	$ 5,852	$ 6,339	$ 6,827	$ 7,315
4610	601002244	303.3	$ 3,406	$ 4,541	$ 5,677	$ 6,812	$ 7,948	$ 9,083	$ 10,218	$ 11,354	$ 12,489	$ 13,624	$ 14,760	$ 15,895	$ 17,030
4611	601002245	303.3	$ 337	$ 385	$ 433	$ 481	$ 529	$ 577	$ 625	$ 673	$ 721	$ 769	$ 818	$ 866	$ 914
4612	601002246	303.3	$ 863	$ 1,007	$ 1,150	$ 1,294	$ 1,438	$ 1,582	$ 1,725	$ 1,869	$ 2,013	$ 2,157	$ 2,301	$ 2,444	$ 2,588
4613	601002247	303.3	$ 866	$ 962	$ 1,059	$ 1,155	$ 1,251	$ 1,347	$ 1,443	$ 1,540	$ 1,636	$ 1,732	$ 1,828	$ 1,925	$ 2,021
4614	601002248	303.3	$ 976	$ 1,302	$ 1,627	$ 1,953	$ 2,278	$ 2,604	$ 2,929	$ 3,255	$ 3,580	$ 3,906	$ 4,231	$ 4,557	$ 4,882
4615	601002249	303.3	$ 872	$ 1,163	$ 1,454	$ 1,745	$ 2,036	$ 2,327	$ 2,617	$ 2,908	$ 3,199	$ 3,490	$ 3,781	$ 4,071	$ 4,362
4616	601002250	303.3	$ 2,020	$ 2,309	$ 2,597	$ 2,886	$ 3,174	$ 3,463	$ 3,751	$ 4,040	$ 4,328	$ 4,617	$ 4,906	$ 5,194	$ 5,483
4617	601002251	303.3	$ 2,135	$ 2,402	$ 2,669	$ 2,936	$ 3,203	$ 3,470	$ 3,737	$ 4,004	$ 4,271	$ 4,538	$ 4,804	$ 5,071	$ 5,338
4618	T610002252	368.0	$ -	$ -	$ -	$ -	$ -	$ -	$ -	$ -	$ -	$ -	$ -	$ -	$ -
4619	T610002252	369.0	$ -	$ -	$ -	$ -	$ -	$ -	$ -	$ -	$ -	$ -	$ -	$ -	$ -
4620	601002253	391.2	$ -	$ -	$ -	$ -	$ -	$ -	$ -	$ -	$ -	$ -	$ -	$ -	$ -
4621	601002253	397.0	$ -	$ -	$ -	$ -	$ -	$ -	$ -	$ -	$ -	$ -	$ -	$ -	$ -
4622	601002253	398.0	$ -	$ -	$ -	$ -	$ -	$ -	$ -	$ -	$ -	$ -	$ -	$ -	$ -
4623	T626002254	369.0	$ -	$ -	$ -	$ 0	$ 0	$ 0	$ 0	$ 0	$ 0	$ 0	$ 0	$ 0	$ 0
4624	T624002255	367.1	$ -	$ -	$ -	$ -	$ -	$ -	$ -	$ -	$ -	$ -	$ -	$ -	$ -
4625	684002256	376.1	$ 3	$ 3	$ 4	$ 5	$ 5	$ 6	$ 6	$ 7	$ 8	$ 8	$ 9	$ 10	$ 10
4626	684002256	376.2	$ 2	$ 2	$ 3	$ 3	$ 4	$ 4	$ 5	$ 5	$ 6	$ 6	$ 7	$ 7	$ 8
4627	684002256	376.4	$ 2	$ 2	$ 3	$ 3	$ 4	$ 4	$ 5	$ 5	$ 6	$ 6	$ 7	$ 7	$ 8
4628	601002257	391.2	$ 30,673	$ 33,238	$ 35,802	$ 38,366	$ 40,931	$ 43,495	$ 46,060	$ 48,624	$ 51,188	$ 53,753	$ 56,317	$ 58,881	$ 61,446
4629	601002257	397.0	$ 1,197	$ 1,318	$ 1,439	$ 1,560	$ 1,681	$ 1,803	$ 1,924	$ 2,045	$ 2,166	$ 2,287	$ 2,408	$ 2,529	$ 2,650
4630	601002257	398.0	$ 2,840	$ 3,087	$ 3,334	$ 3,581	$ 3,828	$ 4,075	$ 4,322	$ 4,569	$ 4,816	$ 5,063	$ 5,310	$ 5,557	$ 5,804
4631	601002258	303.3	$ 2,916	$ 3,208	$ 3,500	$ 3,791	$ 4,083	$ 4,374	$ 4,666	$ 4,958	$ 5,249	$ 5,541	$ 5,833	$ 6,124	$ 6,416
4632	T680002259	368.0	$ -	$ -	$ -	$ -	$ -	$ -	$ -	$ -	$ -	$ -	$ -	$ -	$ -
4633	T680002259	369.0	$ -	$ -	$ -	$ -	$ -	$ -	$ -	$ -	$ -	$ -	$ -	$ -	$ -
4634	601002260	303.3	$ -	$ -	$ -	$ -	$ -	$ -	$ -	$ -	$ -	$ -	$ -	$ -	$ -
4635	T610002261	367.1	$ -	$ -	$ -	$ -	$ -	$ -	$ -	$ -	$ -	$ -	$ -	$ -	$ -
4636	T610002261	368.0	$ -	$ -	$ -	$ -	$ -	$ -	$ -	$ -	$ -	$ -	$ -	$ -	$ -
4637	T610002261	369.0	$ -	$ -	$ -	$ -	$ -	$ -	$ -	$ -	$ -	$ -	$ -	$ -	$ -
4638	T610002262	367.1	$ -	$ -	$ -	$ -	$ -	$ -	$ -	$ -	$ -	$ -	$ -	$ -	$ -
4639	T610002262	368.0	$ -	$ -	$ -	$ -	$ -	$ -	$ -	$ -	$ -	$ -	$ -	$ -	$ -
4640	T610002262	369.0	$ -	$ -	$ -	$ -	$ -	$ -	$ -	$ -	$ -	$ -	$ -	$ -	$ -
4641	T680002263	367.1	$ -	$ -	$ -	$ -	$ -	$ -	$ -	$ -	$ -	$ -	$ -	$ -	$ -
4642	T680002263	368.0	$ -	$ -	$ -	$ -	$ -	$ -	$ -	$ -	$ -	$ -	$ -	$ -	$ -
4643	T680002263	369.0	$ -	$ -	$ -	$ -	$ -	$ -	$ -	$ -	$ -	$ -	$ -	$ -	$ -
4644	T680002264	367.1	$ -	$ -	$ -	$ -	$ -	$ -	$ -	$ -	$ -	$ -	$ -	$ -	$ -
4645	T680002264	368.0	$ -	$ -	$ -	$ -	$ -	$ -	$ -	$ -	$ -	$ -	$ -	$ -	$ -
4646	T680002264	369.0	$ -	$ -	$ -	$ -	$ -	$ -	$ -	$ -	$ -	$ -	$ -	$ -	$ -
4647	T680002265	367.1	$ -	$ -	$ -	$ -	$ -	$ -	$ -	$ -	$ -	$ -	$ -	$ -	$ -
4648	T680002265	368.0	$ -	$ -	$ -	$ -	$ -	$ -	$ -	$ -	$ -	$ -	$ -	$ -	$ -
4649	T680002265	369.0	$ -	$ -	$ -	$ -	$ -	$ -	$ -	$ -	$ -	$ -	$ -	$ -	$ -

Sponsored by NMGC Witness Erik C. Buchanan

WP Plant 6 Accum Res Balances

NEW MEXICO GAS COMPANY, INC.

Accumulated Reserve Account
Base Period - 12 Months Ending March 31, 2023
Future Test Year - 12 Months Ending September 30, 2025

	A	B	AC	AD	AE	AF	AG
1							
2			Balance	Balance	Balance	Balance	Balance
3	Investment Number / Beginning Balance	FERC Account	**5/31/2025**	**6/30/2025**	**7/31/2025**	**8/31/2025**	**9/30/2025**
4604	T601002241	367.1	$ -	$ -	$ -	$ -	$ -
4605	T601002241	368.0	$ -	$ -	$ -	$ -	$ -
4606	T601002241	369.0	$ -	$ -	$ -	$ -	$ -
4607	T610002242	368.0	$ 302	$ 336	$ 369	$ 403	$ 436
4608	T610002242	369.0	$ 1,249	$ 1,387	$ 1,526	$ 1,665	$ 1,804
4609	601002243	303.3	$ 7,802	$ 8,290	$ 8,777	$ 9,265	$ 9,753
4610	601002244	303.3	$ 18,166	$ 19,301	$ 20,436	$ 21,572	$ 22,707
4611	601002245	303.3	$ 962	$ 1,010	$ 1,058	$ 1,106	$ 1,154
4612	601002246	303.3	$ 2,732	$ 2,876	$ 3,020	$ 3,163	$ 3,307
4613	601002247	303.3	$ 2,117	$ 2,213	$ 2,310	$ 2,406	$ 2,502
4614	601002248	303.3	$ 5,208	$ 5,533	$ 5,859	$ 6,184	$ 6,510
4615	601002249	303.3	$ 4,653	$ 4,944	$ 5,235	$ 5,526	$ 5,816
4616	601002250	303.3	$ 5,771	$ 6,060	$ 6,348	$ 6,637	$ 6,926
4617	601002251	303.3	$ 5,605	$ 5,872	$ 6,139	$ 6,406	$ 6,673
4618	T610002252	368.0	$ -	$ -	$ -	$ -	$ -
4619	T610002252	369.0	$ -	$ -	$ -	$ -	$ -
4620	601002253	391.2	$ -	$ -	$ -	$ -	$ -
4621	601002253	397.0	$ -	$ -	$ -	$ -	$ -
4622	601002253	398.0	$ -	$ -	$ -	$ -	$ -
4623	T626002254	369.0	$ 0	$ 0	$ 0	$ 0	$ 0
4624	T624002255	367.1	$ -	$ -	$ -	$ -	$ -
4625	684002256	376.1	$ 11	$ 12	$ 12	$ 13	$ 14
4626	684002256	376.2	$ 8	$ 9	$ 9	$ 10	$ 10
4627	684002256	376.4	$ 8	$ 9	$ 9	$ 10	$ 10
4628	601002257	391.2	$ 64,010	$ 66,575	$ 69,139	$ 71,703	$ 74,268
4629	601002257	397.0	$ 2,771	$ 2,892	$ 3,013	$ 3,134	$ 3,255
4630	601002257	398.0	$ 6,051	$ 6,299	$ 6,546	$ 6,793	$ 7,040
4631	601002258	303.3	$ 6,707	$ 6,999	$ 7,291	$ 7,582	$ 7,874
4632	T680002259	368.0	$ -	$ -	$ -	$ -	$ -
4633	T680002259	369.0	$ -	$ -	$ -	$ -	$ -
4634	601002260	303.3	$ -	$ -	$ -	$ -	$ -
4635	T610002261	367.1	$ -	$ -	$ -	$ -	$ -
4636	T610002261	368.0	$ -	$ -	$ -	$ -	$ -
4637	T610002261	369.0	$ -	$ -	$ -	$ -	$ -
4638	T610002262	367.1	$ -	$ -	$ -	$ -	$ -
4639	T610002262	368.0	$ -	$ -	$ -	$ -	$ -
4640	T610002262	369.0	$ -	$ -	$ -	$ -	$ -
4641	T680002263	367.1	$ -	$ -	$ -	$ -	$ -
4642	T680002263	368.0	$ -	$ -	$ -	$ -	$ -
4643	T680002263	369.0	$ -	$ -	$ -	$ -	$ -
4644	T680002264	367.1	$ -	$ -	$ -	$ -	$ -
4645	T680002264	368.0	$ -	$ -	$ -	$ -	$ -
4646	T680002264	369.0	$ -	$ -	$ -	$ -	$ -
4647	T680002265	367.1	$ -	$ -	$ -	$ -	$ -
4648	T680002265	368.0	$ -	$ -	$ -	$ -	$ -
4649	T680002265	369.0	$ -	$ -	$ -	$ -	$ -

Sponsored by NMGC Witness Erik C. Buchanan

WP Plant 6 Accum Res Balances

NEW MEXICO GAS COMPANY, INC.

Accumulated Reserve Account
Base Period - 12 Months Ending March 31, 2023
Future Test Year - 12 Months Ending September 30, 2025

	A	B	C	D	E	F	G	H	I	J	K	L	M	N	O
1			Adjusted Base Period												
2			Balance	Balance	Balance	Balance	Balance	Balance	Balance	Balance	Balance	Balance	Balance	Balance	Balance
3	Investment Number / Beginning Balance	FERC Account	3/31/2023	4/30/2023	5/31/2023	6/30/2023	7/31/2023	8/31/2023	9/30/2023	10/31/2023	11/30/2023	12/31/2023	1/31/2024	2/29/2024	3/31/2024
4650	T680002266	367.1	$ -	$ -	$ -	$ -	$ -	$ -	$ -	$ -	$ -	$ -	$ -	$ -	$ -
4651	T680002266	368.0	$ -	$ -	$ -	$ -	$ -	$ -	$ -	$ -	$ -	$ -	$ -	$ -	$ -
4652	T680002266	369.0	$ -	$ -	$ -	$ -	$ -	$ -	$ -	$ -	$ -	$ -	$ -	$ -	$ -
4653	T680002267	367.1	$ -	$ -	$ -	$ -	$ -	$ -	$ -	$ -	$ -	$ -	$ -	$ -	$ -
4654	T680002267	368.0	$ -	$ -	$ -	$ -	$ -	$ -	$ -	$ -	$ -	$ -	$ -	$ -	$ -
4655	T680002267	369.0	$ -	$ -	$ -	$ -	$ -	$ -	$ -	$ -	$ -	$ -	$ -	$ -	$ -
4656	601002268	391.2	$ -	$ -	$ -	$ -	$ -	$ -	$ -	$ -	$ -	$ -	$ -	$ -	$ -
4657	601002268	397.0	$ -	$ -	$ -	$ -	$ -	$ -	$ -	$ -	$ -	$ -	$ -	$ -	$ -
4658	601002268	398.0	$ -	$ -	$ -	$ -	$ -	$ -	$ -	$ -	$ -	$ -	$ -	$ -	$ -
4659	T601002269	367.1	$ -	$ -	$ -	$ -	$ -	$ -	$ -	$ -	$ -	$ -	$ -	$ -	$ -
4660	T601002269	368.0	$ -	$ -	$ -	$ -	$ -	$ -	$ -	$ -	$ -	$ -	$ -	$ -	$ -
4661	T601002269	369.0	$ -	$ -	$ -	$ -	$ -	$ -	$ -	$ -	$ -	$ -	$ -	$ -	$ -
4662	T624002270	367.1	$ -	$ -	$ -	$ -	$ -	$ -	$ -	$ -	$ -	$ -	$ -	$ -	$ -
4663	T624002271	369.0	$ -	$ -	$ -	$ -	$ -	$ -	$ -	$ -	$ -	$ -	$ -	$ -	$ -
4664	610002272	376.1	$ -	$ -	$ -	$ -	$ -	$ -	$ -	$ -	$ -	$ -	$ 218	$ 437	$ 655
4665	610002272	376.2	$ -	$ -	$ -	$ -	$ -	$ -	$ -	$ -	$ -	$ -	$ 1,470	$ 2,939	$ 4,409
4666	610002272	376.4	$ -	$ -	$ -	$ -	$ -	$ -	$ -	$ -	$ -	$ -	$ 186	$ 373	$ 559
4667	610002272	380.0	$ -	$ -	$ -	$ -	$ -	$ -	$ -	$ -	$ -	$ -	$ 300	$ 600	$ 899
4668	T660002273	367.1	$ -	$ -	$ -	$ -	$ -	$ -	$ -	$ 107	$ 213	$ 320	$ 426	$ 533	$ 639
4669	660002274	390.0	$ -	$ -	$ -	$ -	$ -	$ -	$ -	$ -	$ -	$ -	$ -	$ -	$ -
4670	601002275	303.3	$ -	$ -	$ -	$ -	$ 372	$ 745	$ 1,117	$ 1,489	$ 1,861	$ 2,234	$ 2,606	$ 2,978	$ 3,351
4671	T621002276	368.0	$ -	$ -	$ -	$ 1	$ 3	$ 4	$ 5	$ 7	$ 8	$ 10	$ 11	$ 12	$ 14
4672	T621002276	369.0	$ -	$ -	$ -	$ 5	$ 11	$ 16	$ 22	$ 28	$ 33	$ 39	$ 45	$ 51	$ 57
4673	T624002277	368.0	$ -	$ -	$ -	$ -	$ -	$ -	$ 23	$ 47	$ 70	$ 94	$ 117	$ 141	$ 164
4674	T624002277	369.0	$ -	$ -	$ -	$ -	$ -	$ -	$ 97	$ 194	$ 291	$ 388	$ 485	$ 582	$ 679
4675	601002278	303.3	$ -	$ -	$ -	$ -	$ -	$ -	$ -	$ -	$ -	$ -	$ -	$ -	$ -
4676	T624002279	368.0	$ -	$ -	$ -	$ -	$ 38	$ 75	$ 117	$ 159	$ 201	$ 243	$ 285	$ 327	$ 368
4677	T624002279	369.0	$ -	$ -	$ -	$ -	$ 156	$ 312	$ 485	$ 658	$ 831	$ 1,004	$ 1,177	$ 1,351	$ 1,524
4678	601002280	376.2	$ -	$ -	$ -	$ -	$ -	$ -	$ -	$ -	$ -	$ -	$ -	$ -	$ -
4679	T601002281	367.1	$ -	$ -	$ -	$ -	$ -	$ -	$ 76	$ 151	$ 227	$ 303	$ 379	$ 454	$ 530
4680	T601002281	368.0	$ -	$ -	$ -	$ -	$ -	$ -	$ 111	$ 222	$ 333	$ 444	$ 555	$ 666	$ 777
4681	T601002281	369.0	$ -	$ -	$ -	$ -	$ -	$ -	$ 99	$ 197	$ 296	$ 395	$ 494	$ 592	$ 691
4682	601002282	303.3	$ -	$ -	$ -	$ 1,847	$ 3,695	$ 5,542	$ 7,390	$ 9,237	$ 11,085	$ 12,932	$ 14,780	$ 16,627	$ 18,475
4683	T680002283	368.0	$ -	$ -	$ -	$ 6	$ 12	$ 18	$ 25	$ 31	$ 38	$ 44	$ 51	$ 58	$ 64
4684	T680002283	369.0	$ -	$ -	$ -	$ 25	$ 49	$ 74	$ 101	$ 129	$ 156	$ 184	$ 211	$ 238	$ 266
4685	601002284	376.2	$ -	$ -	$ -	$ -	$ -	$ -	$ -	$ -	$ -	$ -	$ -	$ -	$ -
4686	601002285	391.2	$ -	$ -	$ -	$ 3,543	$ 7,087	$ 10,630	$ 14,209	$ 17,787	$ 21,365	$ 24,943	$ 28,521	$ 32,100	$ 35,678
4687	601002285	397.0	$ -	$ -	$ -	$ 80	$ 159	$ 239	$ 408	$ 577	$ 746	$ 915	$ 1,084	$ 1,253	$ 1,422
4688	601002285	398.0	$ -	$ -	$ -	$ 301	$ 602	$ 904	$ 1,248	$ 1,593	$ 1,938	$ 2,282	$ 2,627	$ 2,972	$ 3,317
4689	610002286	376.1	$ -	$ -	$ -	$ -	$ -	$ -	$ -	$ -	$ -	$ -	$ -	$ -	$ -
4690	610002286	376.2	$ -	$ -	$ -	$ -	$ -	$ -	$ -	$ -	$ -	$ -	$ -	$ -	$ -
4691	610002286	376.4	$ -	$ -	$ -	$ -	$ -	$ -	$ -	$ -	$ -	$ -	$ -	$ -	$ -
4692	610002286	380.0	$ -	$ -	$ -	$ -	$ -	$ -	$ -	$ -	$ -	$ -	$ -	$ -	$ -
4693	T624002287	367.1	$ -	$ -	$ -	$ -	$ -	$ -	$ -	$ -	$ -	$ -	$ -	$ -	$ -
4694	T624002287	368.0	$ -	$ -	$ -	$ -	$ -	$ -	$ -	$ -	$ -	$ -	$ -	$ -	$ -
4695	T624002287	369.0	$ -	$ -	$ -	$ -	$ -	$ -	$ -	$ -	$ -	$ -	$ -	$ -	$ -

Sponsored by NMGC Witness Erik C. Buchanan

WP Plant 6 Accum Res Balances

NEW MEXICO GAS COMPANY, INC.

Accumulated Reserve Account
Base Period - 12 Months Ending March 31, 2023
Future Test Year - 12 Months Ending September 30, 2025

	A	B	P	Q	R	S	T	U	V	W	X	Y	Z	AA	AB
1															
2			Balance	Balance	Balance	Balance	Balance	Balance	Balance	Balance	Balance	Balance	Balance	Balance	Balance
3	Investment Number / Beginning Balance	FERC Account	4/30/2024	5/31/2024	6/30/2024	7/31/2024	8/31/2024	9/30/2024	10/31/2024	11/30/2024	12/31/2024	1/31/2025	2/28/2025	3/31/2025	4/30/2025
4650	T680002266	367.1	$ -	$ -	$ -	$ -	$ -	$ 1,079	$ 2,157	$ 3,236	$ 4,314	$ 5,393	$ 6,472	$ 7,550	$ 8,629
4651	T680002266	368.0	$ -	$ -	$ -	$ -	$ -	$ 207	$ 414	$ 621	$ 828	$ 1,035	$ 1,242	$ 1,449	$ 1,656
4652	T680002266	369.0	$ -	$ -	$ -	$ -	$ -	$ 428	$ 856	$ 1,283	$ 1,711	$ 2,139	$ 2,567	$ 2,995	$ 3,422
4653	T680002267	367.1	$ -	$ -	$ -	$ -	$ -	$ -	$ -	$ -	$ -	$ -	$ -	$ -	$ -
4654	T680002267	368.0	$ -	$ -	$ -	$ -	$ -	$ -	$ -	$ -	$ -	$ -	$ -	$ -	$ -
4655	T680002267	369.0	$ -	$ -	$ -	$ -	$ -	$ -	$ -	$ -	$ -	$ -	$ -	$ -	$ -
4656	601002268	391.2	$ -	$ -	$ -	$ -	$ -	$ -	$ -	$ -	$ -	$ -	$ -	$ -	$ -
4657	601002268	397.0	$ -	$ -	$ -	$ -	$ -	$ -	$ -	$ -	$ -	$ -	$ -	$ -	$ -
4658	601002268	398.0	$ -	$ -	$ -	$ -	$ -	$ -	$ -	$ -	$ -	$ -	$ -	$ -	$ -
4659	T601002269	367.1	$ -	$ -	$ -	$ -	$ -	$ -	$ -	$ -	$ -	$ -	$ -	$ -	$ -
4660	T601002269	368.0	$ -	$ -	$ -	$ -	$ -	$ -	$ -	$ -	$ -	$ -	$ -	$ -	$ -
4661	T601002269	369.0	$ -	$ -	$ -	$ -	$ -	$ -	$ -	$ -	$ -	$ -	$ -	$ -	$ -
4662	T624002270	367.1	$ -	$ -	$ -	$ -	$ -	$ -	$ -	$ -	$ -	$ -	$ -	$ -	$ -
4663	T624002271	369.0	$ -	$ -	$ -	$ -	$ -	$ -	$ -	$ -	$ -	$ -	$ -	$ -	$ -
4664	610002272	376.1	$ 873	$ 1,091	$ 1,310	$ 1,528	$ 1,746	$ 1,965	$ 2,183	$ 2,401	$ 2,620	$ 2,838	$ 3,056	$ 3,274	$ 3,493
4665	610002272	376.2	$ 5,878	$ 7,348	$ 8,818	$ 10,287	$ 11,757	$ 13,226	$ 14,696	$ 16,166	$ 17,635	$ 19,105	$ 20,574	$ 22,044	$ 23,514
4666	610002272	376.4	$ 746	$ 932	$ 1,118	$ 1,305	$ 1,491	$ 1,678	$ 1,864	$ 2,050	$ 2,237	$ 2,423	$ 2,609	$ 2,796	$ 2,982
4667	610002272	380.0	$ 1,199	$ 1,499	$ 1,799	$ 2,098	$ 2,398	$ 2,698	$ 2,998	$ 3,297	$ 3,597	$ 3,897	$ 4,197	$ 4,496	$ 4,796
4668	T660002273	367.1	$ 746	$ 852	$ 959	$ 1,065	$ 1,172	$ 1,278	$ 1,385	$ 1,491	$ 1,598	$ 1,704	$ 1,811	$ 1,917	$ 2,024
4669	660002274	390.0	$ -	$ -	$ -	$ -	$ -	$ -	$ -	$ -	$ -	$ -	$ -	$ -	$ -
4670	601002275	303.3	$ 3,723	$ 4,095	$ 4,467	$ 4,840	$ 5,212	$ 5,584	$ 5,957	$ 6,329	$ 6,701	$ 7,073	$ 7,446	$ 7,818	$ 8,190
4671	T621002276	368.0	$ 15	$ 17	$ 18	$ 19	$ 21	$ 22	$ 24	$ 25	$ 27	$ 28	$ 29	$ 31	$ 32
4672	T621002276	369.0	$ 63	$ 69	$ 75	$ 80	$ 86	$ 92	$ 98	$ 104	$ 110	$ 116	$ 122	$ 127	$ 133
4673	T624002277	368.0	$ 188	$ 211	$ 235	$ 258	$ 281	$ 305	$ 328	$ 352	$ 375	$ 399	$ 422	$ 446	$ 469
4674	T624002277	369.0	$ 776	$ 873	$ 969	$ 1,066	$ 1,163	$ 1,260	$ 1,357	$ 1,454	$ 1,551	$ 1,648	$ 1,745	$ 1,842	$ 1,939
4675	601002278	303.3	$ -	$ -	$ -	$ -	$ -	$ -	$ -	$ -	$ -	$ -	$ -	$ -	$ -
4676	T624002279	368.0	$ 410	$ 452	$ 494	$ 536	$ 578	$ 620	$ 662	$ 704	$ 745	$ 787	$ 829	$ 871	$ 913
4677	T624002279	369.0	$ 1,697	$ 1,870	$ 2,043	$ 2,216	$ 2,389	$ 2,562	$ 2,735	$ 2,909	$ 3,082	$ 3,255	$ 3,428	$ 3,601	$ 3,774
4678	601002280	376.2	$ -	$ -	$ -	$ -	$ -	$ -	$ -	$ -	$ -	$ -	$ -	$ -	$ -
4679	T601002281	367.1	$ 606	$ 681	$ 757	$ 833	$ 909	$ 984	$ 1,060	$ 1,136	$ 1,211	$ 1,287	$ 1,363	$ 1,439	$ 1,514
4680	T601002281	368.0	$ 888	$ 999	$ 1,110	$ 1,221	$ 1,332	$ 1,442	$ 1,553	$ 1,664	$ 1,775	$ 1,886	$ 1,997	$ 2,108	$ 2,219
4681	T601002281	369.0	$ 790	$ 889	$ 987	$ 1,086	$ 1,185	$ 1,284	$ 1,382	$ 1,481	$ 1,580	$ 1,679	$ 1,777	$ 1,876	$ 1,975
4682	601002282	303.3	$ 20,322	$ 22,170	$ 24,017	$ 25,865	$ 27,712	$ 29,560	$ 31,407	$ 33,255	$ 35,102	$ 36,950	$ 38,797	$ 40,645	$ 42,492
4683	T680002283	368.0	$ 71	$ 78	$ 84	$ 91	$ 97	$ 104	$ 111	$ 117	$ 124	$ 131	$ 137	$ 144	$ 150
4684	T680002283	369.0	$ 293	$ 321	$ 348	$ 375	$ 403	$ 430	$ 458	$ 485	$ 512	$ 540	$ 567	$ 594	$ 622
4685	601002284	376.2	$ -	$ -	$ -	$ -	$ -	$ -	$ -	$ -	$ -	$ -	$ -	$ -	$ -
4686	601002285	391.2	$ 39,256	$ 42,834	$ 46,412	$ 49,990	$ 53,569	$ 57,147	$ 60,725	$ 64,303	$ 67,881	$ 71,460	$ 75,038	$ 78,616	$ 82,194
4687	601002285	397.0	$ 1,591	$ 1,760	$ 1,929	$ 2,098	$ 2,267	$ 2,435	$ 2,604	$ 2,773	$ 2,942	$ 3,111	$ 3,280	$ 3,449	$ 3,618
4688	601002285	398.0	$ 3,661	$ 4,006	$ 4,351	$ 4,695	$ 5,040	$ 5,385	$ 5,730	$ 6,074	$ 6,419	$ 6,764	$ 7,108	$ 7,453	$ 7,798
4689	610002286	376.1	$ -	$ -	$ -	$ -	$ -	$ -	$ -	$ -	$ -	$ -	$ -	$ -	$ -
4690	610002286	376.2	$ -	$ -	$ -	$ -	$ -	$ -	$ -	$ -	$ -	$ -	$ -	$ -	$ -
4691	610002286	376.4	$ -	$ -	$ -	$ -	$ -	$ -	$ -	$ -	$ -	$ -	$ -	$ -	$ -
4692	610002286	380.0	$ -	$ -	$ -	$ -	$ -	$ -	$ -	$ -	$ -	$ -	$ -	$ -	$ -
4693	T624002287	367.1	$ -	$ -	$ -	$ -	$ -	$ -	$ -	$ -	$ -	$ -	$ -	$ -	$ -
4694	T624002287	368.0	$ -	$ -	$ -	$ -	$ -	$ -	$ -	$ -	$ -	$ -	$ -	$ -	$ -
4695	T624002287	369.0	$ -	$ -	$ -	$ -	$ -	$ -	$ -	$ -	$ -	$ -	$ -	$ -	$ -

Sponsored by NMGC Witness Erik C. Buchanan

WP Plant 6 Accum Res Balances

NEW MEXICO GAS COMPANY, INC.

Accumulated Reserve Account
Base Period - 12 Months Ending March 31, 2023
Future Test Year - 12 Months Ending September 30, 2025

	A	B	AC	AD	AE	AF	AG
1							
2			Balance	Balance	Balance	Balance	Balance
3	Investment Number / Beginning Balance	FERC Account	**5/31/2025**	**6/30/2025**	**7/31/2025**	**8/31/2025**	**9/30/2025**
4650	T680002266	367.1	$ 9,707	$ 10,786	$ 11,865	$ 12,943	$ 14,022
4651	T680002266	368.0	$ 1,863	$ 2,070	$ 2,277	$ 2,484	$ 2,691
4652	T680002266	369.0	$ 3,850	$ 4,278	$ 4,706	$ 5,134	$ 5,561
4653	T680002267	367.1	$ -	$ -	$ -	$ -	$ 1,058
4654	T680002267	368.0	$ -	$ -	$ -	$ -	$ 203
4655	T680002267	369.0	$ -	$ -	$ -	$ -	$ 420
4656	601002268	391.2	$ -	$ -	$ -	$ -	$ -
4657	601002268	397.0	$ -	$ -	$ -	$ -	$ -
4658	601002268	398.0	$ -	$ -	$ -	$ -	$ -
4659	T601002269	367.1	$ -	$ -	$ -	$ -	$ -
4660	T601002269	368.0	$ -	$ -	$ -	$ -	$ -
4661	T601002269	369.0	$ -	$ -	$ -	$ -	$ -
4662	T624002270	367.1	$ -	$ -	$ -	$ -	$ -
4663	T624002271	369.0	$ -	$ -	$ -	$ -	$ -
4664	610002272	376.1	$ 3,711	$ 3,929	$ 4,148	$ 4,366	$ 4,584
4665	610002272	376.2	$ 24,983	$ 26,453	$ 27,922	$ 29,392	$ 30,862
4666	610002272	376.4	$ 3,169	$ 3,355	$ 3,541	$ 3,728	$ 3,914
4667	610002272	380.0	$ 5,096	$ 5,396	$ 5,695	$ 5,995	$ 6,295
4668	T660002273	367.1	$ 2,130	$ 2,237	$ 2,344	$ 2,450	$ 2,557
4669	660002274	390.0	$ -	$ -	$ -	$ -	$ -
4670	601002275	303.3	$ 8,562	$ 8,935	$ 9,307	$ 9,679	$ 10,052
4671	T621002276	368.0	$ 34	$ 35	$ 37	$ 38	$ 39
4672	T621002276	369.0	$ 139	$ 145	$ 151	$ 157	$ 163
4673	T624002277	368.0	$ 493	$ 516	$ 539	$ 563	$ 586
4674	T624002277	369.0	$ 2,036	$ 2,133	$ 2,230	$ 2,327	$ 2,424
4675	601002278	303.3	$ -	$ -	$ -	$ -	$ -
4676	T624002279	368.0	$ 955	$ 997	$ 1,039	$ 1,081	$ 1,122
4677	T624002279	369.0	$ 3,947	$ 4,120	$ 4,294	$ 4,467	$ 4,640
4678	601002280	376.2	$ -	$ -	$ -	$ -	$ -
4679	T601002281	367.1	$ 1,590	$ 1,666	$ 1,742	$ 1,817	$ 1,893
4680	T601002281	368.0	$ 2,330	$ 2,441	$ 2,552	$ 2,663	$ 2,774
4681	T601002281	369.0	$ 2,073	$ 2,172	$ 2,271	$ 2,370	$ 2,468
4682	601002282	303.3	$ 44,340	$ 46,187	$ 48,034	$ 49,882	$ 51,729
4683	T680002283	368.0	$ 157	$ 164	$ 170	$ 177	$ 184
4684	T680002283	369.0	$ 649	$ 677	$ 704	$ 731	$ 759
4685	601002284	376.2	$ -	$ -	$ -	$ -	$ -
4686	601002285	391.2	$ 85,772	$ 89,351	$ 92,929	$ 96,507	$ 100,085
4687	601002285	397.0	$ 3,787	$ 3,956	$ 4,125	$ 4,294	$ 4,463
4688	601002285	398.0	$ 8,143	$ 8,487	$ 8,832	$ 9,177	$ 9,522
4689	610002286	376.1	$ -	$ -	$ -	$ -	$ -
4690	610002286	376.2	$ -	$ -	$ -	$ -	$ -
4691	610002286	376.4	$ -	$ -	$ -	$ -	$ -
4692	610002286	380.0	$ -	$ -	$ -	$ -	$ -
4693	T624002287	367.1	$ -	$ -	$ -	$ -	$ -
4694	T624002287	368.0	$ -	$ -	$ -	$ -	$ -
4695	T624002287	369.0	$ -	$ -	$ -	$ -	$ -

Sponsored by NMGC Witness Erik C. Buchanan

WP Plant 6 Accum Res Balances

NEW MEXICO GAS COMPANY, INC.

Accumulated Reserve Account
Base Period - 12 Months Ending March 31, 2023
Future Test Year - 12 Months Ending September 30, 2025

	A	B	C	D	E	F	G	H	I	J	K	L	M	N	O
1			Adjusted Base Period												
2			Balance	Balance	Balance	Balance	Balance	Balance	Balance	Balance	Balance	Balance	Balance	Balance	Balance
3	Investment Number / Beginning Balance	FERC Account	**3/31/2023**	**4/30/2023**	**5/31/2023**	**6/30/2023**	**7/31/2023**	**8/31/2023**	**9/30/2023**	**10/31/2023**	**11/30/2023**	**12/31/2023**	**1/31/2024**	**2/29/2024**	**3/31/2024**
4696	610002288	376.1	$ -	$ -	$ 70	$ 140	$ 210	$ 280	$ 346	$ 413	$ 479	$ 545	$ 611	$ 677	$ 743
4697	610002288	376.2	$ -	$ -	$ 429	$ 857	$ 1,286	$ 1,715	$ 2,160	$ 2,605	$ 3,050	$ 3,495	$ 3,940	$ 4,385	$ 4,830
4698	610002288	376.4	$ -	$ -	$ 57	$ 115	$ 172	$ 229	$ 286	$ 342	$ 399	$ 455	$ 512	$ 568	$ 624
4699	610002288	380.0	$ -	$ -	$ 207	$ 414	$ 620	$ 827	$ 918	$ 1,009	$ 1,100	$ 1,190	$ 1,281	$ 1,372	$ 1,463
4700	680002290	376.2	$ -	$ -	$ -	$ -	$ -	$ -	$ -	$ -	$ -	$ -	$ -	$ -	$ -
4701	610002291	378.0	$ -	$ -	$ -	$ -	$ -	$ -	$ -	$ 106	$ 211	$ 317	$ 423	$ 528	$ 634
4702	610002291	385.0	$ -	$ -	$ -	$ -	$ -	$ -	$ -	$ 331	$ 662	$ 994	$ 1,325	$ 1,656	$ 1,987
4703	T624002292	367.1	$ -	$ -	$ -	$ -	$ -	$ 0	$ 0	$ 0	$ 0	$ 0	$ 0	$ 0	$ 0
4704	T624002292	368.0	$ -	$ -	$ -	$ -	$ -	$ 0	$ 0	$ 0	$ 0	$ 0	$ 0	$ 0	$ 0
4705	T624002292	369.0	$ -	$ -	$ -	$ -	$ -	$ 0	$ 0	$ 0	$ 0	$ 0	$ 0	$ 0	$ 0
4706	622002293	376.2	$ -	$ -	$ -	$ -	$ -	$ 316	$ 645	$ 973	$ 1,302	$ 1,630	$ 1,959	$ 2,288	$ 2,616
4707	T624002294	369.0	$ -	$ -	$ -	$ -	$ -	$ -	$ -	$ -	$ -	$ -	$ -	$ -	$ -
4708	601002295	391.2	$ -	$ -	$ -	$ -	$ -	$ -	$ -	$ 7,745	$ 15,490	$ 23,235	$ 30,980	$ 38,724	$ 46,469
4709	601002295	397.0	$ -	$ -	$ -	$ -	$ -	$ -	$ -	$ 366	$ 731	$ 1,097	$ 1,463	$ 1,828	$ 2,194
4710	601002295	398.0	$ -	$ -	$ -	$ -	$ -	$ -	$ -	$ 746	$ 1,492	$ 2,238	$ 2,985	$ 3,731	$ 4,477
4711	T624002296	369.0	$ -	$ -	$ -	$ -	$ -	$ -	$ -	$ -	$ -	$ -	$ -	$ -	$ -
4712	T624002297	378.0	$ -	$ -	$ -	$ -	$ -	$ -	$ -	$ -	$ -	$ -	$ -	$ -	$ -
4713	T624002297	385.0	$ -	$ -	$ -	$ -	$ -	$ -	$ -	$ -	$ -	$ -	$ -	$ -	$ -
4714	T624002298	369.0	$ -	$ -	$ -	$ -	$ -	$ -	$ -	$ -	$ -	$ -	$ -	$ -	$ -
4715	T624002299	369.0	$ -	$ -	$ -	$ -	$ -	$ -	$ -	$ -	$ -	$ -	$ -	$ -	$ -
4716	T624002300	369.0	$ -	$ -	$ -	$ -	$ -	$ -	$ -	$ -	$ -	$ -	$ -	$ -	$ -
4717	T624002301	369.0	$ -	$ -	$ -	$ -	$ -	$ -	$ -	$ -	$ -	$ -	$ -	$ -	$ -
4718	T624002302	369.0	$ -	$ -	$ -	$ -	$ -	$ -	$ -	$ -	$ -	$ -	$ -	$ -	$ -
4719	T624002303	368.0	$ -	$ -	$ -	$ -	$ -	$ -	$ -	$ -	$ -	$ -	$ -	$ -	$ -
4720	T624002303	369.0	$ -	$ -	$ -	$ -	$ -	$ -	$ -	$ -	$ -	$ -	$ -	$ -	$ -
4721	T624002304	368.0	$ -	$ -	$ -	$ -	$ -	$ -	$ -	$ -	$ -	$ -	$ -	$ -	$ -
4722	T624002304	369.0	$ -	$ -	$ -	$ -	$ -	$ -	$ -	$ -	$ -	$ -	$ -	$ -	$ -
4723	T624002305	368.0	$ -	$ -	$ -	$ -	$ -	$ -	$ -	$ -	$ -	$ -	$ -	$ -	$ -
4724	T624002305	369.0	$ -	$ -	$ -	$ -	$ -	$ -	$ -	$ -	$ -	$ -	$ -	$ -	$ -
4725	T624002306	368.0	$ -	$ -	$ -	$ -	$ -	$ -	$ -	$ -	$ -	$ -	$ -	$ -	$ -
4726	T624002306	369.0	$ -	$ -	$ -	$ -	$ -	$ -	$ -	$ -	$ -	$ -	$ -	$ -	$ -
4727	T624002307	368.0	$ -	$ -	$ -	$ -	$ -	$ -	$ -	$ -	$ -	$ -	$ -	$ -	$ -
4728	T624002307	369.0	$ -	$ -	$ -	$ -	$ -	$ -	$ -	$ -	$ -	$ -	$ -	$ -	$ -
4729	T624002308	368.0	$ -	$ -	$ -	$ -	$ -	$ -	$ -	$ -	$ -	$ -	$ -	$ -	$ -
4730	T624002308	369.0	$ -	$ -	$ -	$ -	$ -	$ -	$ -	$ -	$ -	$ -	$ -	$ -	$ -
4731	T624002309	368.0	$ -	$ -	$ -	$ -	$ -	$ -	$ -	$ -	$ -	$ -	$ -	$ -	$ -
4732	T624002309	369.0	$ -	$ -	$ -	$ -	$ -	$ -	$ -	$ -	$ -	$ -	$ -	$ -	$ -
4733	T624002310	368.0	$ -	$ -	$ -	$ -	$ -	$ -	$ -	$ -	$ -	$ -	$ -	$ -	$ -
4734	T624002310	369.0	$ -	$ -	$ -	$ -	$ -	$ -	$ -	$ -	$ -	$ -	$ -	$ -	$ -
4735	T624002311	368.0	$ -	$ -	$ -	$ -	$ -	$ -	$ -	$ -	$ -	$ -	$ -	$ -	$ -
4736	T624002311	369.0	$ -	$ -	$ -	$ -	$ -	$ -	$ -	$ -	$ -	$ -	$ -	$ -	$ -
4737	T624002312	368.0	$ -	$ -	$ -	$ -	$ -	$ -	$ -	$ -	$ -	$ -	$ -	$ -	$ -
4738	T624002312	369.0	$ -	$ -	$ -	$ -	$ -	$ -	$ -	$ -	$ -	$ -	$ -	$ -	$ -
4739	T624002313	368.0	$ -	$ -	$ -	$ -	$ -	$ -	$ -	$ -	$ -	$ -	$ -	$ -	$ -
4740	T624002313	369.0	$ -	$ -	$ -	$ -	$ -	$ -	$ -	$ -	$ -	$ -	$ -	$ -	$ -
4741	T624002314	368.0	$ -	$ -	$ -	$ -	$ -	$ -	$ -	$ -	$ -	$ -	$ -	$ -	$ -

Sponsored by NMGC Witness Erik C. Buchanan

WP Plant 6 Accum Res Balances

NEW MEXICO GAS COMPANY, INC.

Accumulated Reserve Account
Base Period - 12 Months Ending March 31, 2023
Future Test Year - 12 Months Ending September 30, 2025

	A	B	P	Q	R	S	T	U	V	W	X	Y	Z	AA	AB
1															
2			Balance	Balance	Balance	Balance	Balance	Balance	Balance	Balance	Balance	Balance	Balance	Balance	Balance
3	Investment Number / Beginning Balance	FERC Account	4/30/2024	5/31/2024	6/30/2024	7/31/2024	8/31/2024	9/30/2024	10/31/2024	11/30/2024	12/31/2024	1/31/2025	2/28/2025	3/31/2025	4/30/2025
4696	610002288	376.1	$ 809	$ 875	$ 941	$ 1,008	$ 1,074	$ 1,140	$ 1,206	$ 1,272	$ 1,338	$ 1,404	$ 1,470	$ 1,537	$ 1,603
4697	610002288	376.2	$ 5,275	$ 5,720	$ 6,165	$ 6,611	$ 7,056	$ 7,501	$ 7,946	$ 8,391	$ 8,836	$ 9,281	$ 9,726	$ 10,171	$ 10,616
4698	610002288	376.4	$ 681	$ 737	$ 794	$ 850	$ 907	$ 963	$ 1,020	$ 1,076	$ 1,133	$ 1,189	$ 1,245	$ 1,302	$ 1,358
4699	610002288	380.0	$ 1,553	$ 1,644	$ 1,735	$ 1,826	$ 1,917	$ 2,007	$ 2,098	$ 2,189	$ 2,280	$ 2,370	$ 2,461	$ 2,552	$ 2,643
4700	680002290	376.2	$ -	$ -	$ -	$ -	$ -	$ -	$ -	$ -	$ -	$ -	$ -	$ -	$ -
4701	610002291	378.0	$ 739	$ 845	$ 951	$ 1,056	$ 1,162	$ 1,268	$ 1,373	$ 1,479	$ 1,584	$ 1,690	$ 1,796	$ 1,901	$ 2,007
4702	610002291	385.0	$ 2,319	$ 2,650	$ 2,981	$ 3,312	$ 3,644	$ 3,975	$ 4,306	$ 4,637	$ 4,969	$ 5,300	$ 5,631	$ 5,962	$ 6,294
4703	T624002292	367.1	$ 0	$ 0	$ 0	$ 0	$ 0	$ 0	$ 0	$ 0	$ 0	$ 0	$ 0	$ 0	$ 0
4704	T624002292	368.0	$ 0	$ 0	$ 0	$ 0	$ 0	$ 0	$ 0	$ 0	$ 0	$ 0	$ 0	$ 0	$ 0
4705	T624002292	369.0	$ 0	$ 0	$ 0	$ 0	$ 0	$ 0	$ 0	$ 0	$ 0	$ 0	$ 0	$ 0	$ 0
4706	622002293	376.2	$ 2,945	$ 3,273	$ 3,602	$ 3,930	$ 4,259	$ 4,587	$ 4,916	$ 5,244	$ 5,573	$ 5,901	$ 6,230	$ 6,558	$ 6,887
4707	T624002294	369.0	$ -	$ -	$ -	$ -	$ -	$ -	$ -	$ -	$ -	$ -	$ -	$ -	$ -
4708	601002295	391.2	$ 54,214	$ 61,959	$ 69,704	$ 77,449	$ 85,194	$ 92,939	$ 100,684	$ 108,429	$ 116,173	$ 123,918	$ 131,663	$ 139,408	$ 147,153
4709	601002295	397.0	$ 2,560	$ 2,925	$ 3,291	$ 3,657	$ 4,022	$ 4,388	$ 4,754	$ 5,119	$ 5,485	$ 5,851	$ 6,216	$ 6,582	$ 6,948
4710	601002295	398.0	$ 5,223	$ 5,969	$ 6,715	$ 7,461	$ 8,207	$ 8,954	$ 9,700	$ 10,446	$ 11,192	$ 11,938	$ 12,684	$ 13,430	$ 14,176
4711	T624002296	369.0	$ -	$ -	$ -	$ -	$ -	$ -	$ -	$ -	$ -	$ -	$ -	$ -	$ -
4712	T624002297	378.0	$ -	$ -	$ -	$ -	$ 28	$ 55	$ 83	$ 110	$ 138	$ 165	$ 193	$ 220	$ 248
4713	T624002297	385.0	$ -	$ -	$ -	$ -	$ 86	$ 173	$ 259	$ 345	$ 432	$ 518	$ 604	$ 691	$ 777
4714	T624002298	369.0	$ -	$ -	$ -	$ -	$ -	$ -	$ -	$ -	$ -	$ -	$ -	$ -	$ -
4715	T624002299	369.0	$ -	$ -	$ -	$ -	$ 85	$ 170	$ 254	$ 339	$ 424	$ 509	$ 593	$ 678	$ 763
4716	T624002300	369.0	$ -	$ -	$ -	$ -	$ -	$ -	$ -	$ -	$ -	$ -	$ -	$ -	$ -
4717	T624002301	369.0	$ -	$ -	$ -	$ -	$ -	$ -	$ -	$ -	$ -	$ -	$ -	$ -	$ -
4718	T624002302	369.0	$ -	$ -	$ -	$ -	$ -	$ -	$ -	$ -	$ -	$ -	$ -	$ -	$ -
4719	T624002303	368.0	$ -	$ -	$ -	$ -	$ -	$ -	$ -	$ -	$ -	$ -	$ -	$ -	$ -
4720	T624002303	369.0	$ -	$ -	$ -	$ -	$ -	$ -	$ -	$ -	$ -	$ -	$ -	$ -	$ -
4721	T624002304	368.0	$ -	$ -	$ -	$ -	$ -	$ -	$ -	$ -	$ -	$ -	$ -	$ -	$ -
4722	T624002304	369.0	$ -	$ -	$ -	$ -	$ -	$ -	$ -	$ -	$ -	$ -	$ -	$ -	$ -
4723	T624002305	368.0	$ -	$ -	$ -	$ -	$ -	$ -	$ -	$ -	$ -	$ -	$ -	$ -	$ -
4724	T624002305	369.0	$ -	$ -	$ -	$ -	$ -	$ -	$ -	$ -	$ -	$ -	$ -	$ -	$ -
4725	T624002306	368.0	$ -	$ -	$ -	$ -	$ -	$ -	$ -	$ -	$ -	$ -	$ -	$ -	$ -
4726	T624002306	369.0	$ -	$ -	$ -	$ -	$ -	$ -	$ -	$ -	$ -	$ -	$ -	$ -	$ -
4727	T624002307	368.0	$ -	$ -	$ -	$ -	$ 8	$ 15	$ 23	$ 30	$ 38	$ 45	$ 53	$ 61	$ 68
4728	T624002307	369.0	$ -	$ -	$ -	$ -	$ 31	$ 63	$ 94	$ 125	$ 156	$ 188	$ 219	$ 250	$ 282
4729	T624002308	368.0	$ -	$ -	$ -	$ -	$ -	$ -	$ -	$ -	$ -	$ -	$ -	$ -	$ -
4730	T624002308	369.0	$ -	$ -	$ -	$ -	$ -	$ -	$ -	$ -	$ -	$ -	$ -	$ -	$ -
4731	T624002309	368.0	$ -	$ -	$ -	$ -	$ -	$ -	$ -	$ -	$ -	$ -	$ -	$ -	$ -
4732	T624002309	369.0	$ -	$ -	$ -	$ -	$ -	$ -	$ -	$ -	$ -	$ -	$ -	$ -	$ -
4733	T624002310	368.0	$ -	$ -	$ -	$ -	$ -	$ 4	$ 8	$ 13	$ 17	$ 21	$ 25	$ 30	$ 34
4734	T624002310	369.0	$ -	$ -	$ -	$ -	$ -	$ 17	$ 35	$ 52	$ 70	$ 87	$ 105	$ 122	$ 139
4735	T624002311	368.0	$ -	$ -	$ -	$ -	$ -	$ -	$ -	$ -	$ -	$ -	$ -	$ -	$ -
4736	T624002311	369.0	$ -	$ -	$ -	$ -	$ -	$ -	$ -	$ -	$ -	$ -	$ -	$ -	$ -
4737	T624002312	368.0	$ -	$ -	$ -	$ -	$ -	$ -	$ -	$ -	$ -	$ -	$ -	$ -	$ -
4738	T624002312	369.0	$ -	$ -	$ -	$ -	$ -	$ -	$ -	$ -	$ -	$ -	$ -	$ -	$ -
4739	T624002313	368.0	$ -	$ -	$ -	$ -	$ -	$ -	$ -	$ -	$ -	$ -	$ -	$ -	$ -
4740	T624002313	369.0	$ -	$ -	$ -	$ -	$ -	$ -	$ -	$ -	$ -	$ -	$ -	$ -	$ -
4741	T624002314	368.0	$ -	$ -	$ -	$ -	$ -	$ -	$ -	$ -	$ -	$ -	$ -	$ -	$ -

Sponsored by NMGC Witness Erik C. Buchanan

WP Plant 6 Accum Res Balances

NEW MEXICO GAS COMPANY, INC.

Accumulated Reserve Account
Base Period - 12 Months Ending March 31, 2023
Future Test Year - 12 Months Ending September 30, 2025

	A	B	AC	AD	AE	AF	AG
1							
2			Balance	Balance	Balance	Balance	Balance
3	Investment Number / Beginning Balance	FERC Account	**5/31/2025**	**6/30/2025**	**7/31/2025**	**8/31/2025**	**9/30/2025**
4696	610002288	376.1	$ 1,669	$ 1,735	$ 1,801	$ 1,867	$ 1,933
4697	610002288	376.2	$ 11,061	$ 11,507	$ 11,952	$ 12,397	$ 12,842
4698	610002288	376.4	$ 1,415	$ 1,471	$ 1,528	$ 1,584	$ 1,641
4699	610002288	380.0	$ 2,734	$ 2,824	$ 2,915	$ 3,006	$ 3,097
4700	680002290	376.2	$ -	$ -	$ -	$ -	$ -
4701	610002291	378.0	$ 2,113	$ 2,218	$ 2,324	$ 2,430	$ 2,535
4702	610002291	385.0	$ 6,625	$ 6,956	$ 7,287	$ 7,619	$ 7,950
4703	T624002292	367.1	$ 0	$ 0	$ 0	$ 0	$ 0
4704	T624002292	368.0	$ 0	$ 0	$ 0	$ 0	$ 0
4705	T624002292	369.0	$ 0	$ 0	$ 0	$ 0	$ 0
4706	622002293	376.2	$ 7,215	$ 7,544	$ 7,872	$ 8,201	$ 8,530
4707	T624002294	369.0	$ -	$ -	$ -	$ -	$ -
4708	601002295	391.2	$ 154,898	$ 162,643	$ 170,388	$ 178,133	$ 185,878
4709	601002295	397.0	$ 7,313	$ 7,679	$ 8,045	$ 8,410	$ 8,776
4710	601002295	398.0	$ 14,923	$ 15,669	$ 16,415	$ 17,161	$ 17,907
4711	T624002296	369.0	$ -	$ -	$ -	$ 88	$ 175
4712	T624002297	378.0	$ 275	$ 303	$ 330	$ 358	$ 385
4713	T624002297	385.0	$ 863	$ 950	$ 1,036	$ 1,122	$ 1,209
4714	T624002298	369.0	$ -	$ -	$ -	$ -	$ -
4715	T624002299	369.0	$ 848	$ 932	$ 1,017	$ 1,102	$ 1,187
4716	T624002300	369.0	$ -	$ -	$ -	$ -	$ -
4717	T624002301	369.0	$ -	$ -	$ -	$ -	$ -
4718	T624002302	369.0	$ -	$ -	$ -	$ -	$ -
4719	T624002303	368.0	$ -	$ -	$ -	$ 17	$ 33
4720	T624002303	369.0	$ -	$ -	$ -	$ 69	$ 138
4721	T624002304	368.0	$ -	$ -	$ -	$ 17	$ 33
4722	T624002304	369.0	$ -	$ -	$ -	$ 69	$ 138
4723	T624002305	368.0	$ -	$ -	$ -	$ -	$ -
4724	T624002305	369.0	$ -	$ -	$ -	$ -	$ -
4725	T624002306	368.0	$ -	$ -	$ -	$ -	$ -
4726	T624002306	369.0	$ -	$ -	$ -	$ -	$ -
4727	T624002307	368.0	$ 76	$ 83	$ 91	$ 98	$ 106
4728	T624002307	369.0	$ 313	$ 344	$ 375	$ 407	$ 438
4729	T624002308	368.0	$ -	$ -	$ -	$ -	$ -
4730	T624002308	369.0	$ -	$ -	$ -	$ -	$ -
4731	T624002309	368.0	$ -	$ -	$ -	$ -	$ -
4732	T624002309	369.0	$ -	$ -	$ -	$ -	$ -
4733	T624002310	368.0	$ 38	$ 42	$ 46	$ 51	$ 55
4734	T624002310	369.0	$ 157	$ 174	$ 192	$ 209	$ 227
4735	T624002311	368.0	$ -	$ -	$ -	$ -	$ -
4736	T624002311	369.0	$ -	$ -	$ -	$ -	$ -
4737	T624002312	368.0	$ -	$ -	$ -	$ -	$ -
4738	T624002312	369.0	$ -	$ -	$ -	$ -	$ -
4739	T624002313	368.0	$ -	$ -	$ -	$ -	$ -
4740	T624002313	369.0	$ -	$ -	$ -	$ -	$ -
4741	T624002314	368.0	$ -	$ -	$ -	$ -	$ -

Sponsored by NMGC Witness Erik C. Buchanan

NEW MEXICO GAS COMPANY, INC.

Accumulated Reserve Account
Base Period - 12 Months Ending March 31, 2023
Future Test Year - 12 Months Ending September 30, 2025

	A	B	C	D	E	F	G	H	I	J	K	L	M	N	O
1			Adjusted Base Period												
2			Balance	Balance	Balance	Balance	Balance	Balance	Balance	Balance	Balance	Balance	Balance	Balance	Balance
3	Investment Number / Beginning Balance	FERC Account	**3/31/2023**	**4/30/2023**	**5/31/2023**	**6/30/2023**	**7/31/2023**	**8/31/2023**	**9/30/2023**	**10/31/2023**	**11/30/2023**	**12/31/2023**	**1/31/2024**	**2/29/2024**	**3/31/2024**
4742	T624002314	369.0	$ -	$ -	$ -	$ -	$ -	$ -	$ -	$ -	$ -	$ -	$ -	$ -	$ -
4743	T624002315	368.0	$ -	$ -	$ -	$ -	$ -	$ -	$ -	$ -	$ -	$ -	$ -	$ -	$ -
4744	T624002315	369.0	$ -	$ -	$ -	$ -	$ -	$ -	$ -	$ -	$ -	$ -	$ -	$ -	$ -
4745	T624002316	368.0	$ -	$ -	$ -	$ -	$ -	$ -	$ -	$ -	$ -	$ -	$ -	$ -	$ -
4746	T624002316	369.0	$ -	$ -	$ -	$ -	$ -	$ -	$ -	$ -	$ -	$ -	$ -	$ -	$ -
4747	T624002317	368.0	$ -	$ -	$ -	$ -	$ -	$ -	$ -	$ -	$ -	$ -	$ -	$ -	$ -
4748	T624002317	369.0	$ -	$ -	$ -	$ -	$ -	$ -	$ -	$ -	$ -	$ -	$ -	$ -	$ -
4749	T624002318	368.0	$ -	$ -	$ -	$ -	$ -	$ -	$ -	$ -	$ -	$ -	$ -	$ -	$ -
4750	T624002318	369.0	$ -	$ -	$ -	$ -	$ -	$ -	$ -	$ -	$ -	$ -	$ -	$ -	$ -
4751	660002319	376.1	$ -	$ -	$ -	$ -	$ -	$ -	$ -	$ -	$ -	$ -	$ -	$ -	$ -
4752	660002319	376.2	$ -	$ -	$ -	$ -	$ -	$ -	$ -	$ -	$ -	$ -	$ -	$ -	$ -
4753	660002319	376.4	$ -	$ -	$ -	$ -	$ -	$ -	$ -	$ -	$ -	$ -	$ -	$ -	$ -
4754	660002319	380.0	$ -	$ -	$ -	$ -	$ -	$ -	$ -	$ -	$ -	$ -	$ -	$ -	$ -
4755	T624002320	368.0	$ -	$ -	$ -	$ -	$ -	$ -	$ -	$ -	$ -	$ -	$ -	$ -	$ -
4756	T624002320	369.0	$ -	$ -	$ -	$ -	$ -	$ -	$ -	$ -	$ -	$ -	$ -	$ -	$ -
4757	T624002321	368.0	$ -	$ -	$ -	$ -	$ -	$ -	$ -	$ -	$ -	$ -	$ -	$ -	$ -
4758	T624002321	369.0	$ -	$ -	$ -	$ -	$ -	$ -	$ -	$ -	$ -	$ -	$ -	$ -	$ -
4759	T624002322	368.0	$ -	$ -	$ -	$ -	$ -	$ -	$ -	$ -	$ -	$ -	$ -	$ -	$ -
4760	T624002322	369.0	$ -	$ -	$ -	$ -	$ -	$ -	$ -	$ -	$ -	$ -	$ -	$ -	$ -
4761	T624002323	368.0	$ -	$ -	$ -	$ -	$ -	$ -	$ -	$ -	$ -	$ -	$ -	$ -	$ -
4762	T624002323	369.0	$ -	$ -	$ -	$ -	$ -	$ -	$ -	$ -	$ -	$ -	$ -	$ -	$ -
4763	622002324	376.1	$ -	$ -	$ -	$ -	$ -	$ -	$ -	$ -	$ -	$ -	$ -	$ -	$ -
4764	622002324	376.2	$ -	$ -	$ -	$ -	$ -	$ -	$ -	$ -	$ -	$ -	$ -	$ -	$ -
4765	622002324	376.4	$ -	$ -	$ -	$ -	$ -	$ -	$ -	$ -	$ -	$ -	$ -	$ -	$ -
4766	622002324	380.0	$ -	$ -	$ -	$ -	$ -	$ -	$ -	$ -	$ -	$ -	$ -	$ -	$ -
4767	622002325	376.1	$ -	$ -	$ -	$ -	$ -	$ -	$ -	$ -	$ -	$ -	$ -	$ -	$ -
4768	622002325	376.2	$ -	$ -	$ -	$ -	$ -	$ -	$ -	$ -	$ -	$ -	$ -	$ -	$ -
4769	622002325	376.4	$ -	$ -	$ -	$ -	$ -	$ -	$ -	$ -	$ -	$ -	$ -	$ -	$ -
4770	622002325	380.0	$ -	$ -	$ -	$ -	$ -	$ -	$ -	$ -	$ -	$ -	$ -	$ -	$ -
4771	629002326	376.1	$ -	$ -	$ -	$ -	$ -	$ -	$ -	$ -	$ -	$ -	$ -	$ -	$ -
4772	629002326	376.2	$ -	$ -	$ -	$ -	$ -	$ -	$ -	$ -	$ -	$ -	$ -	$ -	$ -
4773	629002326	376.4	$ -	$ -	$ -	$ -	$ -	$ -	$ -	$ -	$ -	$ -	$ -	$ -	$ -
4774	629002326	380.0	$ -	$ -	$ -	$ -	$ -	$ -	$ -	$ -	$ -	$ -	$ -	$ -	$ -
4775	660002327	376.1	$ -	$ -	$ -	$ -	$ -	$ -	$ -	$ -	$ -	$ -	$ -	$ -	$ -
4776	660002327	376.2	$ -	$ -	$ -	$ -	$ -	$ -	$ -	$ -	$ -	$ -	$ -	$ -	$ -
4777	660002327	376.4	$ -	$ -	$ -	$ -	$ -	$ -	$ -	$ -	$ -	$ -	$ -	$ -	$ -
4778	660002327	380.0	$ -	$ -	$ -	$ -	$ -	$ -	$ -	$ -	$ -	$ -	$ -	$ -	$ -
4779	T624002328	368.0	$ -	$ -	$ -	$ -	$ -	$ -	$ -	$ -	$ -	$ -	$ -	$ -	$ -
4780	T624002328	369.0	$ -	$ -	$ -	$ -	$ -	$ -	$ -	$ -	$ -	$ -	$ -	$ -	$ -
4781	T624002329	368.0	$ -	$ -	$ -	$ -	$ -	$ -	$ -	$ -	$ -	$ -	$ -	$ -	$ -
4782	T624002329	369.0	$ -	$ -	$ -	$ -	$ -	$ -	$ -	$ -	$ -	$ -	$ -	$ -	$ -
4783	660002330	380.0	$ -	$ -	$ -	$ -	$ -	$ -	$ -	$ -	$ -	$ -	$ -	$ -	$ -
4784	660002330	380.1	$ -	$ -	$ -	$ -	$ -	$ -	$ -	$ -	$ -	$ -	$ -	$ -	$ -
4785	626002331	376.1	$ -	$ -	$ -	$ -	$ -	$ -	$ -	$ -	$ -	$ -	$ -	$ -	$ -
4786	626002331	376.2	$ -	$ -	$ -	$ -	$ -	$ -	$ -	$ -	$ -	$ -	$ -	$ -	$ -
4787	626002331	376.4	$ -	$ -	$ -	$ -	$ -	$ -	$ -	$ -	$ -	$ -	$ -	$ -	$ -

Sponsored by NMGC Witness Erik C. Buchanan

WP Plant 6 Accum Res Balances

NEW MEXICO GAS COMPANY, INC.

Accumulated Reserve Account
Base Period - 12 Months Ending March 31, 2023
Future Test Year - 12 Months Ending September 30, 2025

	A	B	P	Q	R	S	T	U	V	W	X	Y	Z	AA	AB
1															
2			Balance	Balance	Balance	Balance	Balance	Balance	Balance	Balance	Balance	Balance	Balance	Balance	Balance
3	Investment Number / Beginning Balance	FERC Account	4/30/2024	5/31/2024	6/30/2024	7/31/2024	8/31/2024	9/30/2024	10/31/2024	11/30/2024	12/31/2024	1/31/2025	2/28/2025	3/31/2025	4/30/2025
4742	T624002314	369.0	$ -	$ -	$ -	$ -	$ -	$ -	$ -	$ -	$ -	$ -	$ -	$ -	$ -
4743	T624002315	368.0	$ -	$ -	$ -	$ -	$ -	$ -	$ -	$ -	$ -	$ -	$ -	$ -	$ -
4744	T624002315	369.0	$ -	$ -	$ -	$ -	$ -	$ -	$ -	$ -	$ -	$ -	$ -	$ -	$ -
4745	T624002316	368.0	$ -	$ -	$ -	$ -	$ -	$ -	$ -	$ -	$ -	$ -	$ -	$ -	$ -
4746	T624002316	369.0	$ -	$ -	$ -	$ -	$ -	$ -	$ -	$ -	$ -	$ -	$ -	$ -	$ -
4747	T624002317	368.0	$ -	$ -	$ -	$ -	$ -	$ -	$ -	$ -	$ -	$ -	$ -	$ -	$ -
4748	T624002317	369.0	$ -	$ -	$ -	$ -	$ -	$ -	$ -	$ -	$ -	$ -	$ -	$ -	$ -
4749	T624002318	368.0	$ -	$ -	$ -	$ -	$ -	$ -	$ -	$ -	$ -	$ -	$ -	$ -	$ -
4750	T624002318	369.0	$ -	$ -	$ -	$ -	$ -	$ -	$ -	$ -	$ -	$ -	$ -	$ -	$ -
4751	660002319	376.1	$ -	$ -	$ -	$ -	$ -	$ -	$ -	$ -	$ -	$ -	$ -	$ -	$ -
4752	660002319	376.2	$ -	$ -	$ -	$ -	$ -	$ -	$ -	$ -	$ -	$ -	$ -	$ -	$ -
4753	660002319	376.4	$ -	$ -	$ -	$ -	$ -	$ -	$ -	$ -	$ -	$ -	$ -	$ -	$ -
4754	660002319	380.0	$ -	$ -	$ -	$ -	$ -	$ -	$ -	$ -	$ -	$ -	$ -	$ -	$ -
4755	T624002320	368.0	$ -	$ -	$ -	$ -	$ -	$ -	$ -	$ -	$ -	$ -	$ -	$ -	$ -
4756	T624002320	369.0	$ -	$ -	$ -	$ -	$ -	$ -	$ -	$ -	$ -	$ -	$ -	$ -	$ -
4757	T624002321	368.0	$ -	$ -	$ -	$ -	$ -	$ -	$ -	$ -	$ -	$ -	$ -	$ -	$ -
4758	T624002321	369.0	$ -	$ -	$ -	$ -	$ -	$ -	$ -	$ -	$ -	$ -	$ -	$ -	$ -
4759	T624002322	368.0	$ -	$ -	$ -	$ -	$ -	$ -	$ -	$ -	$ -	$ -	$ -	$ -	$ -
4760	T624002322	369.0	$ -	$ -	$ -	$ -	$ -	$ -	$ -	$ -	$ -	$ -	$ -	$ -	$ -
4761	T624002323	368.0	$ -	$ -	$ -	$ -	$ -	$ -	$ -	$ -	$ -	$ -	$ -	$ -	$ -
4762	T624002323	369.0	$ -	$ -	$ -	$ -	$ -	$ -	$ -	$ -	$ -	$ -	$ -	$ -	$ -
4763	622002324	376.1	$ -	$ -	$ -	$ -	$ -	$ -	$ -	$ -	$ -	$ -	$ -	$ -	$ -
4764	622002324	376.2	$ -	$ -	$ -	$ -	$ -	$ -	$ -	$ -	$ -	$ -	$ -	$ -	$ -
4765	622002324	376.4	$ -	$ -	$ -	$ -	$ -	$ -	$ -	$ -	$ -	$ -	$ -	$ -	$ -
4766	622002324	380.0	$ -	$ -	$ -	$ -	$ -	$ -	$ -	$ -	$ -	$ -	$ -	$ -	$ -
4767	622002325	376.1	$ -	$ -	$ -	$ -	$ -	$ -	$ -	$ -	$ -	$ -	$ -	$ -	$ -
4768	622002325	376.2	$ -	$ -	$ -	$ -	$ -	$ -	$ -	$ -	$ -	$ -	$ -	$ -	$ -
4769	622002325	376.4	$ -	$ -	$ -	$ -	$ -	$ -	$ -	$ -	$ -	$ -	$ -	$ -	$ -
4770	622002325	380.0	$ -	$ -	$ -	$ -	$ -	$ -	$ -	$ -	$ -	$ -	$ -	$ -	$ -
4771	629002326	376.1	$ -	$ -	$ -	$ -	$ -	$ -	$ -	$ -	$ -	$ -	$ -	$ -	$ -
4772	629002326	376.2	$ -	$ -	$ -	$ -	$ -	$ -	$ -	$ -	$ -	$ -	$ -	$ -	$ -
4773	629002326	376.4	$ -	$ -	$ -	$ -	$ -	$ -	$ -	$ -	$ -	$ -	$ -	$ -	$ -
4774	629002326	380.0	$ -	$ -	$ -	$ -	$ -	$ -	$ -	$ -	$ -	$ -	$ -	$ -	$ -
4775	660002327	376.1	$ -	$ -	$ -	$ -	$ -	$ -	$ -	$ -	$ -	$ -	$ -	$ -	$ -
4776	660002327	376.2	$ -	$ -	$ -	$ -	$ -	$ -	$ -	$ -	$ -	$ -	$ -	$ -	$ -
4777	660002327	376.4	$ -	$ -	$ -	$ -	$ -	$ -	$ -	$ -	$ -	$ -	$ -	$ -	$ -
4778	660002327	380.0	$ -	$ -	$ -	$ -	$ -	$ -	$ -	$ -	$ -	$ -	$ -	$ -	$ -
4779	T624002328	368.0	$ -	$ -	$ -	$ -	$ -	$ -	$ -	$ -	$ -	$ -	$ -	$ -	$ -
4780	T624002328	369.0	$ -	$ -	$ -	$ -	$ -	$ -	$ -	$ -	$ -	$ -	$ -	$ -	$ -
4781	T624002329	368.0	$ -	$ -	$ -	$ -	$ -	$ -	$ -	$ -	$ -	$ -	$ -	$ -	$ -
4782	T624002329	369.0	$ -	$ -	$ -	$ -	$ -	$ -	$ -	$ -	$ -	$ -	$ -	$ -	$ -
4783	660002330	380.0	$ -	$ -	$ -	$ -	$ -	$ -	$ -	$ -	$ -	$ -	$ -	$ -	$ -
4784	660002330	380.1	$ -	$ -	$ -	$ -	$ -	$ -	$ -	$ -	$ -	$ -	$ -	$ -	$ -
4785	626002331	376.1	$ -	$ -	$ -	$ -	$ -	$ -	$ -	$ -	$ -	$ -	$ -	$ -	$ -
4786	626002331	376.2	$ -	$ -	$ -	$ -	$ -	$ -	$ -	$ -	$ -	$ -	$ -	$ -	$ -
4787	626002331	376.4	$ -	$ -	$ -	$ -	$ -	$ -	$ -	$ -	$ -	$ -	$ -	$ -	$ -

Sponsored by NMGC Witness Erik C. Buchanan

WP Plant 6 Accum Res Balances

NEW MEXICO GAS COMPANY, INC.

Accumulated Reserve Account
Base Period - 12 Months Ending March 31, 2023
Future Test Year - 12 Months Ending September 30, 2025

	A	B	AC	AD	AE	AF	AG
1							
2			Balance	Balance	Balance	Balance	Balance
3	Investment Number / Beginning Balance	FERC Account	**5/31/2025**	**6/30/2025**	**7/31/2025**	**8/31/2025**	**9/30/2025**
4742	T624002314	369.0	$ -	$ -	$ -	$ -	$ -
4743	T624002315	368.0	$ -	$ -	$ -	$ -	$ -
4744	T624002315	369.0	$ -	$ -	$ -	$ -	$ -
4745	T624002316	368.0	$ -	$ -	$ -	$ -	$ 4
4746	T624002316	369.0	$ -	$ -	$ -	$ -	$ 17
4747	T624002317	368.0	$ -	$ -	$ -	$ -	$ -
4748	T624002317	369.0	$ -	$ -	$ -	$ -	$ -
4749	T624002318	368.0	$ -	$ -	$ -	$ -	$ -
4750	T624002318	369.0	$ -	$ -	$ -	$ -	$ -
4751	660002319	376.1	$ -	$ -	$ -	$ -	$ 23
4752	660002319	376.2	$ -	$ -	$ -	$ -	$ 156
4753	660002319	376.4	$ -	$ -	$ -	$ -	$ 20
4754	660002319	380.0	$ -	$ -	$ -	$ -	$ 32
4755	T624002320	368.0	$ -	$ -	$ -	$ -	$ -
4756	T624002320	369.0	$ -	$ -	$ -	$ -	$ -
4757	T624002321	368.0	$ -	$ -	$ -	$ -	$ -
4758	T624002321	369.0	$ -	$ -	$ -	$ -	$ -
4759	T624002322	368.0	$ -	$ -	$ -	$ -	$ -
4760	T624002322	369.0	$ -	$ -	$ -	$ -	$ -
4761	T624002323	368.0	$ -	$ -	$ -	$ -	$ -
4762	T624002323	369.0	$ -	$ -	$ -	$ -	$ -
4763	622002324	376.1	$ -	$ -	$ -	$ 22	$ 43
4764	622002324	376.2	$ -	$ -	$ -	$ 145	$ 291
4765	622002324	376.4	$ -	$ -	$ -	$ 18	$ 37
4766	622002324	380.0	$ -	$ -	$ -	$ 30	$ 59
4767	622002325	376.1	$ -	$ -	$ -	$ -	$ -
4768	622002325	376.2	$ -	$ -	$ -	$ -	$ -
4769	622002325	376.4	$ -	$ -	$ -	$ -	$ -
4770	622002325	380.0	$ -	$ -	$ -	$ -	$ -
4771	629002326	376.1	$ -	$ -	$ -	$ -	$ 22
4772	629002326	376.2	$ -	$ -	$ -	$ -	$ 149
4773	629002326	376.4	$ -	$ -	$ -	$ -	$ 19
4774	629002326	380.0	$ -	$ -	$ -	$ -	$ 30
4775	660002327	376.1	$ -	$ -	$ -	$ -	$ -
4776	660002327	376.2	$ -	$ -	$ -	$ -	$ -
4777	660002327	376.4	$ -	$ -	$ -	$ -	$ -
4778	660002327	380.0	$ -	$ -	$ -	$ -	$ -
4779	T624002328	368.0	$ -	$ -	$ -	$ -	$ -
4780	T624002328	369.0	$ -	$ -	$ -	$ -	$ -
4781	T624002329	368.0	$ -	$ -	$ -	$ -	$ -
4782	T624002329	369.0	$ -	$ -	$ -	$ -	$ -
4783	660002330	380.0	$ -	$ -	$ -	$ -	$ -
4784	660002330	380.1	$ -	$ -	$ -	$ -	$ -
4785	626002331	376.1	$ -	$ -	$ -	$ -	$ -
4786	626002331	376.2	$ -	$ -	$ -	$ -	$ -
4787	626002331	376.4	$ -	$ -	$ -	$ -	$ -

Sponsored by NMGC Witness Erik C. Buchanan

NEW MEXICO GAS COMPANY, INC.

Accumulated Reserve Account
Base Period - 12 Months Ending March 31, 2023
Future Test Year - 12 Months Ending September 30, 2025

	A	B	C	D	E	F	G	H	I	J	K	L	M	N	O
1			Adjusted Base Period												
2			Balance	Balance	Balance	Balance	Balance	Balance	Balance	Balance	Balance	Balance	Balance	Balance	Balance
3	Investment Number / Beginning Balance	FERC Account	**3/31/2023**	**4/30/2023**	**5/31/2023**	**6/30/2023**	**7/31/2023**	**8/31/2023**	**9/30/2023**	**10/31/2023**	**11/30/2023**	**12/31/2023**	**1/31/2024**	**2/29/2024**	**3/31/2024**
4788	626002331	380.0	$ -	$ -	$ -	$ -	$ -	$ -	$ -	$ -	$ -	$ -	$ -	$ -	$ -
4789	629002332	376.1	$ -	$ -	$ -	$ -	$ -	$ -	$ -	$ -	$ -	$ -	$ -	$ -	$ -
4790	629002332	376.2	$ -	$ -	$ -	$ -	$ -	$ -	$ -	$ -	$ -	$ -	$ -	$ -	$ -
4791	629002332	376.4	$ -	$ -	$ -	$ -	$ -	$ -	$ -	$ -	$ -	$ -	$ -	$ -	$ -
4792	629002332	380.0	$ -	$ -	$ -	$ -	$ -	$ -	$ -	$ -	$ -	$ -	$ -	$ -	$ -
4793	629002333	376.1	$ -	$ -	$ -	$ -	$ -	$ -	$ -	$ -	$ -	$ -	$ -	$ -	$ -
4794	629002333	376.2	$ -	$ -	$ -	$ -	$ -	$ -	$ -	$ -	$ -	$ -	$ -	$ -	$ -
4795	629002333	376.4	$ -	$ -	$ -	$ -	$ -	$ -	$ -	$ -	$ -	$ -	$ -	$ -	$ -
4796	629002333	380.0	$ -	$ -	$ -	$ -	$ -	$ -	$ -	$ -	$ -	$ -	$ -	$ -	$ -
4797	629002334	376.1	$ -	$ -	$ -	$ -	$ -	$ -	$ -	$ -	$ -	$ -	$ -	$ -	$ -
4798	629002334	376.2	$ -	$ -	$ -	$ -	$ -	$ -	$ -	$ -	$ -	$ -	$ -	$ -	$ -
4799	629002334	376.4	$ -	$ -	$ -	$ -	$ -	$ -	$ -	$ -	$ -	$ -	$ -	$ -	$ -
4800	629002334	380.0	$ -	$ -	$ -	$ -	$ -	$ -	$ -	$ -	$ -	$ -	$ -	$ -	$ -
4801	680002335	376.1	$ -	$ -	$ -	$ -	$ -	$ -	$ -	$ -	$ -	$ -	$ -	$ -	$ -
4802	680002335	376.2	$ -	$ -	$ -	$ -	$ -	$ -	$ -	$ -	$ -	$ -	$ -	$ -	$ -
4803	680002335	376.4	$ -	$ -	$ -	$ -	$ -	$ -	$ -	$ -	$ -	$ -	$ -	$ -	$ -
4804	680002335	380.0	$ -	$ -	$ -	$ -	$ -	$ -	$ -	$ -	$ -	$ -	$ -	$ -	$ -
4805	680002336	380.0	$ -	$ -	$ -	$ -	$ -	$ -	$ -	$ -	$ -	$ -	$ -	$ -	$ -
4806	680002336	380.1	$ -	$ -	$ -	$ -	$ -	$ -	$ -	$ -	$ -	$ -	$ -	$ -	$ -
4807	621002337	376.1	$ -	$ -	$ -	$ -	$ -	$ -	$ -	$ -	$ -	$ -	$ -	$ -	$ -
4808	621002337	376.2	$ -	$ -	$ -	$ -	$ -	$ -	$ -	$ -	$ -	$ -	$ -	$ -	$ -
4809	621002337	376.4	$ -	$ -	$ -	$ -	$ -	$ -	$ -	$ -	$ -	$ -	$ -	$ -	$ -
4810	621002337	380.0	$ -	$ -	$ -	$ -	$ -	$ -	$ -	$ -	$ -	$ -	$ -	$ -	$ -
4811	621002338	376.1	$ -	$ -	$ -	$ -	$ -	$ -	$ -	$ -	$ -	$ -	$ -	$ -	$ -
4812	621002338	376.2	$ -	$ -	$ -	$ -	$ -	$ -	$ -	$ -	$ -	$ -	$ -	$ -	$ -
4813	621002338	376.4	$ -	$ -	$ -	$ -	$ -	$ -	$ -	$ -	$ -	$ -	$ -	$ -	$ -
4814	621002338	380.0	$ -	$ -	$ -	$ -	$ -	$ -	$ -	$ -	$ -	$ -	$ -	$ -	$ -
4815	626002339	376.1	$ -	$ -	$ -	$ -	$ -	$ -	$ -	$ -	$ -	$ -	$ -	$ -	$ -
4816	626002339	376.2	$ -	$ -	$ -	$ -	$ -	$ -	$ -	$ -	$ -	$ -	$ -	$ -	$ -
4817	626002339	376.4	$ -	$ -	$ -	$ -	$ -	$ -	$ -	$ -	$ -	$ -	$ -	$ -	$ -
4818	626002339	380.0	$ -	$ -	$ -	$ -	$ -	$ -	$ -	$ -	$ -	$ -	$ -	$ -	$ -
4819	626002340	376.1	$ -	$ -	$ -	$ -	$ -	$ -	$ -	$ -	$ -	$ -	$ -	$ -	$ -
4820	626002340	376.2	$ -	$ -	$ -	$ -	$ -	$ -	$ -	$ -	$ -	$ -	$ -	$ -	$ -
4821	626002340	376.4	$ -	$ -	$ -	$ -	$ -	$ -	$ -	$ -	$ -	$ -	$ -	$ -	$ -
4822	626002340	380.0	$ -	$ -	$ -	$ -	$ -	$ -	$ -	$ -	$ -	$ -	$ -	$ -	$ -
4823	T624002341	367.1	$ -	$ -	$ -	$ -	$ -	$ -	$ -	$ -	$ -	$ -	$ -	$ -	$ -
4824	T624002341	368.0	$ -	$ -	$ -	$ -	$ -	$ -	$ -	$ -	$ -	$ -	$ -	$ -	$ -
4825	T624002341	369.0	$ -	$ -	$ -	$ -	$ -	$ -	$ -	$ -	$ -	$ -	$ -	$ -	$ -
4826	T624002342	367.1	$ -	$ -	$ -	$ -	$ -	$ -	$ -	$ -	$ -	$ -	$ -	$ -	$ -
4827	T624002342	368.0	$ -	$ -	$ -	$ -	$ -	$ -	$ -	$ -	$ -	$ -	$ -	$ -	$ -
4828	T624002342	369.0	$ -	$ -	$ -	$ -	$ -	$ -	$ -	$ -	$ -	$ -	$ -	$ -	$ -
4829	T610002343	367.1	$ -	$ -	$ -	$ -	$ -	$ -	$ -	$ 20	$ 40	$ 60	$ 79	$ 99	$ 119
4830	T610002343	368.0	$ -	$ -	$ -	$ -	$ -	$ -	$ -	$ 29	$ 58	$ 87	$ 116	$ 146	$ 175
4831	T610002343	369.0	$ -	$ -	$ -	$ -	$ -	$ -	$ -	$ 26	$ 52	$ 78	$ 104	$ 130	$ 155
4832	T624002345	367.1	$ -	$ -	$ -	$ -	$ -	$ -	$ -	$ -	$ -	$ 9	$ 17	$ 26	$ 34
4833	T624002345	368.0	$ -	$ -	$ -	$ -	$ -	$ -	$ -	$ -	$ -	$ 13	$ 25	$ 38	$ 50

Sponsored by NMGC Witness Erik C. Buchanan

WP Plant 6 Accum Res Balances

NEW MEXICO GAS COMPANY, INC.

Accumulated Reserve Account
Base Period - 12 Months Ending March 31, 2023
Future Test Year - 12 Months Ending September 30, 2025

	A	B	P	Q	R	S	T	U	V	W	X	Y	Z	AA	AB
1															
2			Balance	Balance	Balance	Balance	Balance	Balance	Balance	Balance	Balance	Balance	Balance	Balance	Balance
3	Investment Number / Beginning Balance	FERC Account	4/30/2024	5/31/2024	6/30/2024	7/31/2024	8/31/2024	9/30/2024	10/31/2024	11/30/2024	12/31/2024	1/31/2025	2/28/2025	3/31/2025	4/30/2025
4788	626002331	380.0	$ -	$ -	$ -	$ -	$ -	$ -	$ -	$ -	$ -	$ -	$ -	$ -	$ -
4789	629002332	376.1	$ -	$ -	$ -	$ -	$ -	$ -	$ -	$ -	$ -	$ -	$ -	$ -	$ -
4790	629002332	376.2	$ -	$ -	$ -	$ -	$ -	$ -	$ -	$ -	$ -	$ -	$ -	$ -	$ -
4791	629002332	376.4	$ -	$ -	$ -	$ -	$ -	$ -	$ -	$ -	$ -	$ -	$ -	$ -	$ -
4792	629002332	380.0	$ -	$ -	$ -	$ -	$ -	$ -	$ -	$ -	$ -	$ -	$ -	$ -	$ -
4793	629002333	376.1	$ -	$ -	$ -	$ -	$ -	$ -	$ -	$ -	$ -	$ -	$ -	$ -	$ -
4794	629002333	376.2	$ -	$ -	$ -	$ -	$ -	$ -	$ -	$ -	$ -	$ -	$ -	$ -	$ -
4795	629002333	376.4	$ -	$ -	$ -	$ -	$ -	$ -	$ -	$ -	$ -	$ -	$ -	$ -	$ -
4796	629002333	380.0	$ -	$ -	$ -	$ -	$ -	$ -	$ -	$ -	$ -	$ -	$ -	$ -	$ -
4797	629002334	376.1	$ -	$ -	$ -	$ -	$ -	$ -	$ -	$ -	$ -	$ -	$ -	$ -	$ -
4798	629002334	376.2	$ -	$ -	$ -	$ -	$ -	$ -	$ -	$ -	$ -	$ -	$ -	$ -	$ -
4799	629002334	376.4	$ -	$ -	$ -	$ -	$ -	$ -	$ -	$ -	$ -	$ -	$ -	$ -	$ -
4800	629002334	380.0	$ -	$ -	$ -	$ -	$ -	$ -	$ -	$ -	$ -	$ -	$ -	$ -	$ -
4801	680002335	376.1	$ -	$ -	$ -	$ -	$ -	$ -	$ -	$ -	$ -	$ -	$ -	$ -	$ -
4802	680002335	376.2	$ -	$ -	$ -	$ -	$ -	$ -	$ -	$ -	$ -	$ -	$ -	$ -	$ -
4803	680002335	376.4	$ -	$ -	$ -	$ -	$ -	$ -	$ -	$ -	$ -	$ -	$ -	$ -	$ -
4804	680002335	380.0	$ -	$ -	$ -	$ -	$ -	$ -	$ -	$ -	$ -	$ -	$ -	$ -	$ -
4805	680002336	380.0	$ -	$ -	$ -	$ -	$ -	$ -	$ -	$ -	$ -	$ -	$ -	$ -	$ -
4806	680002336	380.1	$ -	$ -	$ -	$ -	$ -	$ -	$ -	$ -	$ -	$ -	$ -	$ -	$ -
4807	621002337	376.1	$ -	$ -	$ -	$ -	$ -	$ -	$ -	$ -	$ -	$ -	$ -	$ -	$ -
4808	621002337	376.2	$ -	$ -	$ -	$ -	$ -	$ -	$ -	$ -	$ -	$ -	$ -	$ -	$ -
4809	621002337	376.4	$ -	$ -	$ -	$ -	$ -	$ -	$ -	$ -	$ -	$ -	$ -	$ -	$ -
4810	621002337	380.0	$ -	$ -	$ -	$ -	$ -	$ -	$ -	$ -	$ -	$ -	$ -	$ -	$ -
4811	621002338	376.1	$ -	$ -	$ -	$ -	$ -	$ -	$ -	$ -	$ -	$ -	$ -	$ -	$ -
4812	621002338	376.2	$ -	$ -	$ -	$ -	$ -	$ -	$ -	$ -	$ -	$ -	$ -	$ -	$ -
4813	621002338	376.4	$ -	$ -	$ -	$ -	$ -	$ -	$ -	$ -	$ -	$ -	$ -	$ -	$ -
4814	621002338	380.0	$ -	$ -	$ -	$ -	$ -	$ -	$ -	$ -	$ -	$ -	$ -	$ -	$ -
4815	626002339	376.1	$ -	$ -	$ -	$ -	$ -	$ -	$ -	$ -	$ -	$ -	$ -	$ -	$ -
4816	626002339	376.2	$ -	$ -	$ -	$ -	$ -	$ -	$ -	$ -	$ -	$ -	$ -	$ -	$ -
4817	626002339	376.4	$ -	$ -	$ -	$ -	$ -	$ -	$ -	$ -	$ -	$ -	$ -	$ -	$ -
4818	626002339	380.0	$ -	$ -	$ -	$ -	$ -	$ -	$ -	$ -	$ -	$ -	$ -	$ -	$ -
4819	626002340	376.1	$ -	$ -	$ -	$ -	$ -	$ -	$ -	$ -	$ -	$ -	$ -	$ -	$ -
4820	626002340	376.2	$ -	$ -	$ -	$ -	$ -	$ -	$ -	$ -	$ -	$ -	$ -	$ -	$ -
4821	626002340	376.4	$ -	$ -	$ -	$ -	$ -	$ -	$ -	$ -	$ -	$ -	$ -	$ -	$ -
4822	626002340	380.0	$ -	$ -	$ -	$ -	$ -	$ -	$ -	$ -	$ -	$ -	$ -	$ -	$ -
4823	T624002341	367.1	$ -	$ -	$ -	$ -	$ -	$ -	$ -	$ -	$ -	$ -	$ -	$ -	$ -
4824	T624002341	368.0	$ -	$ -	$ -	$ -	$ -	$ -	$ -	$ -	$ -	$ -	$ -	$ -	$ -
4825	T624002341	369.0	$ -	$ -	$ -	$ -	$ -	$ -	$ -	$ -	$ -	$ -	$ -	$ -	$ -
4826	T624002342	367.1	$ -	$ -	$ -	$ -	$ -	$ -	$ 334	$ 668	$ 1,002	$ 1,335	$ 1,669	$ 2,003	$ 2,337
4827	T624002342	368.0	$ -	$ -	$ -	$ -	$ -	$ -	$ 64	$ 128	$ 192	$ 256	$ 320	$ 384	$ 448
4828	T624002342	369.0	$ -	$ -	$ -	$ -	$ -	$ -	$ 132	$ 265	$ 397	$ 530	$ 662	$ 794	$ 927
4829	T610002343	367.1	$ 139	$ 159	$ 179	$ 199	$ 219	$ 238	$ 258	$ 278	$ 298	$ 318	$ 338	$ 358	$ 377
4830	T610002343	368.0	$ 204	$ 233	$ 262	$ 291	$ 320	$ 349	$ 378	$ 408	$ 437	$ 466	$ 495	$ 524	$ 553
4831	T610002343	369.0	$ 181	$ 207	$ 233	$ 259	$ 285	$ 311	$ 337	$ 363	$ 389	$ 414	$ 440	$ 466	$ 492
4832	T624002345	367.1	$ 43	$ 52	$ 60	$ 69	$ 77	$ 86	$ 94	$ 103	$ 112	$ 120	$ 129	$ 137	$ 146
4833	T624002345	368.0	$ 63	$ 75	$ 88	$ 101	$ 113	$ 126	$ 138	$ 151	$ 164	$ 176	$ 189	$ 201	$ 214

Sponsored by NMGC Witness Erik C. Buchanan

WP Plant 6 Accum Res Balances

NEW MEXICO GAS COMPANY, INC.

Accumulated Reserve Account
Base Period - 12 Months Ending March 31, 2023
Future Test Year - 12 Months Ending September 30, 2025

	A	B	AC	AD	AE	AF	AG
1							
2			Balance	Balance	Balance	Balance	Balance
3	Investment Number / Beginning Balance	FERC Account	**5/31/2025**	**6/30/2025**	**7/31/2025**	**8/31/2025**	**9/30/2025**
4788	626002331	380.0	$ -	$ -	$ -	$ -	$ -
4789	629002332	376.1	$ -	$ -	$ -	$ -	$ -
4790	629002332	376.2	$ -	$ -	$ -	$ -	$ -
4791	629002332	376.4	$ -	$ -	$ -	$ -	$ -
4792	629002332	380.0	$ -	$ -	$ -	$ -	$ -
4793	629002333	376.1	$ -	$ -	$ -	$ -	$ 26
4794	629002333	376.2	$ -	$ -	$ -	$ -	$ 173
4795	629002333	376.4	$ -	$ -	$ -	$ -	$ 22
4796	629002333	380.0	$ -	$ -	$ -	$ -	$ 35
4797	629002334	376.1	$ -	$ -	$ -	$ -	$ -
4798	629002334	376.2	$ -	$ -	$ -	$ -	$ -
4799	629002334	376.4	$ -	$ -	$ -	$ -	$ -
4800	629002334	380.0	$ -	$ -	$ -	$ -	$ -
4801	680002335	376.1	$ -	$ -	$ -	$ -	$ 22
4802	680002335	376.2	$ -	$ -	$ -	$ -	$ 151
4803	680002335	376.4	$ -	$ -	$ -	$ -	$ 19
4804	680002335	380.0	$ -	$ -	$ -	$ -	$ 31
4805	680002336	380.0	$ -	$ -	$ -	$ -	$ 172
4806	680002336	380.1	$ -	$ -	$ -	$ -	$ 78
4807	621002337	376.1	$ -	$ -	$ -	$ -	$ -
4808	621002337	376.2	$ -	$ -	$ -	$ -	$ -
4809	621002337	376.4	$ -	$ -	$ -	$ -	$ -
4810	621002337	380.0	$ -	$ -	$ -	$ -	$ -
4811	621002338	376.1	$ -	$ -	$ -	$ -	$ -
4812	621002338	376.2	$ -	$ -	$ -	$ -	$ -
4813	621002338	376.4	$ -	$ -	$ -	$ -	$ -
4814	621002338	380.0	$ -	$ -	$ -	$ -	$ -
4815	626002339	376.1	$ -	$ -	$ -	$ -	$ -
4816	626002339	376.2	$ -	$ -	$ -	$ -	$ -
4817	626002339	376.4	$ -	$ -	$ -	$ -	$ -
4818	626002339	380.0	$ -	$ -	$ -	$ -	$ -
4819	626002340	376.1	$ -	$ -	$ -	$ -	$ -
4820	626002340	376.2	$ -	$ -	$ -	$ -	$ -
4821	626002340	376.4	$ -	$ -	$ -	$ -	$ -
4822	626002340	380.0	$ -	$ -	$ -	$ -	$ -
4823	T624002341	367.1	$ -	$ -	$ -	$ -	$ 378
4824	T624002341	368.0	$ -	$ -	$ -	$ -	$ 73
4825	T624002341	369.0	$ -	$ -	$ -	$ -	$ 150
4826	T624002342	367.1	$ 2,671	$ 3,005	$ 3,339	$ 3,672	$ 4,006
4827	T624002342	368.0	$ 513	$ 577	$ 641	$ 705	$ 769
4828	T624002342	369.0	$ 1,059	$ 1,192	$ 1,324	$ 1,457	$ 1,589
4829	T610002343	367.1	$ 397	$ 417	$ 437	$ 457	$ 477
4830	T610002343	368.0	$ 582	$ 611	$ 640	$ 670	$ 699
4831	T610002343	369.0	$ 518	$ 544	$ 570	$ 596	$ 622
4832	T624002345	367.1	$ 155	$ 163	$ 172	$ 180	$ 189
4833	T624002345	368.0	$ 226	$ 239	$ 252	$ 264	$ 277

Sponsored by NMGC Witness Erik C. Buchanan

WP Plant 6 Accum Res Balances

NEW MEXICO GAS COMPANY, INC.

Accumulated Reserve Account
Base Period - 12 Months Ending March 31, 2023
Future Test Year - 12 Months Ending September 30, 2025

	A	B	C	D	E	F	G	H	I	J	K	L	M	N	O
1			Adjusted Base Period												
2			Balance	Balance	Balance	Balance	Balance	Balance	Balance	Balance	Balance	Balance	Balance	Balance	Balance
3	Investment Number / Beginning Balance	FERC Account	**3/31/2023**	**4/30/2023**	**5/31/2023**	**6/30/2023**	**7/31/2023**	**8/31/2023**	**9/30/2023**	**10/31/2023**	**11/30/2023**	**12/31/2023**	**1/31/2024**	**2/29/2024**	**3/31/2024**
4834	T624002345	369.0	$ -	$ -	$ -	$ -	$ -	$ -	$ -	$ -	$ -	$ 11	$ 22	$ 34	$ 45
4835	624002346	376.1	$ -	$ -	$ -	$ -	$ -	$ -	$ -	$ -	$ -	$ -	$ -	$ -	$ -
4836	624002346	376.2	$ -	$ -	$ -	$ -	$ -	$ -	$ -	$ -	$ -	$ -	$ -	$ -	$ -
4837	624002346	376.4	$ -	$ -	$ -	$ -	$ -	$ -	$ -	$ -	$ -	$ -	$ -	$ -	$ -
4838	624002346	380.0	$ -	$ -	$ -	$ -	$ -	$ -	$ -	$ -	$ -	$ -	$ -	$ -	$ -
4839	T610002347	367.1	$ -	$ -	$ -	$ -	$ -	$ -	$ -	$ -	$ -	$ -	$ -	$ -	$ -
4840	T610002347	368.0	$ -	$ -	$ -	$ -	$ -	$ -	$ -	$ -	$ -	$ -	$ -	$ -	$ -
4841	T610002347	369.0	$ -	$ -	$ -	$ -	$ -	$ -	$ -	$ -	$ -	$ -	$ -	$ -	$ -
4842	T624002348	367.1	$ -	$ -	$ -	$ -	$ -	$ -	$ -	$ -	$ -	$ -	$ -	$ -	$ -
4843	T624002348	368.0	$ -	$ -	$ -	$ -	$ -	$ -	$ -	$ -	$ -	$ -	$ -	$ -	$ -
4844	T624002348	369.0	$ -	$ -	$ -	$ -	$ -	$ -	$ -	$ -	$ -	$ -	$ -	$ -	$ -
4845	610002350	376.1	$ -	$ -	$ -	$ -	$ -	$ -	$ -	$ -	$ -	$ -	$ -	$ -	$ -
4846	610002350	376.2	$ -	$ -	$ -	$ -	$ -	$ -	$ -	$ -	$ -	$ -	$ -	$ -	$ -
4847	610002350	376.4	$ -	$ -	$ -	$ -	$ -	$ -	$ -	$ -	$ -	$ -	$ -	$ -	$ -
4848	610002350	380.0	$ -	$ -	$ -	$ -	$ -	$ -	$ -	$ -	$ -	$ -	$ -	$ -	$ -
4849	662002352	376.1	$ -	$ -	$ -	$ -	$ -	$ -	$ -	$ -	$ -	$ -	$ -	$ -	$ -
4850	662002352	376.2	$ -	$ -	$ -	$ -	$ -	$ -	$ -	$ -	$ -	$ -	$ -	$ -	$ -
4851	662002352	376.4	$ -	$ -	$ -	$ -	$ -	$ -	$ -	$ -	$ -	$ -	$ -	$ -	$ -
4852	662002352	380.0	$ -	$ -	$ -	$ -	$ -	$ -	$ -	$ -	$ -	$ -	$ -	$ -	$ -
4853	611002353	376.1	$ -	$ -	$ -	$ -	$ -	$ -	$ -	$ -	$ -	$ -	$ -	$ -	$ -
4854	611002353	376.2	$ -	$ -	$ -	$ -	$ -	$ -	$ -	$ -	$ -	$ -	$ -	$ -	$ -
4855	611002353	376.4	$ -	$ -	$ -	$ -	$ -	$ -	$ -	$ -	$ -	$ -	$ -	$ -	$ -
4856	611002353	380.0	$ -	$ -	$ -	$ -	$ -	$ -	$ -	$ -	$ -	$ -	$ -	$ -	$ -
4857	626002354	376.1	$ -	$ -	$ -	$ -	$ -	$ -	$ -	$ -	$ -	$ -	$ -	$ -	$ -
4858	626002354	376.2	$ -	$ -	$ -	$ -	$ -	$ -	$ -	$ -	$ -	$ -	$ -	$ -	$ -
4859	626002354	376.4	$ -	$ -	$ -	$ -	$ -	$ -	$ -	$ -	$ -	$ -	$ -	$ -	$ -
4860	626002354	380.0	$ -	$ -	$ -	$ -	$ -	$ -	$ -	$ -	$ -	$ -	$ -	$ -	$ -
4861	610002355	376.1	$ -	$ -	$ -	$ -	$ -	$ -	$ -	$ -	$ -	$ -	$ -	$ -	$ -
4862	610002355	376.2	$ -	$ -	$ -	$ -	$ -	$ -	$ -	$ -	$ -	$ -	$ -	$ -	$ -
4863	610002355	376.4	$ -	$ -	$ -	$ -	$ -	$ -	$ -	$ -	$ -	$ -	$ -	$ -	$ -
4864	610002355	380.0	$ -	$ -	$ -	$ -	$ -	$ -	$ -	$ -	$ -	$ -	$ -	$ -	$ -
4865	662002356	376.1	$ -	$ -	$ -	$ -	$ -	$ -	$ -	$ -	$ -	$ -	$ -	$ -	$ -
4866	662002356	376.2	$ -	$ -	$ -	$ -	$ -	$ -	$ -	$ -	$ -	$ -	$ -	$ -	$ -
4867	662002356	376.4	$ -	$ -	$ -	$ -	$ -	$ -	$ -	$ -	$ -	$ -	$ -	$ -	$ -
4868	662002356	380.0	$ -	$ -	$ -	$ -	$ -	$ -	$ -	$ -	$ -	$ -	$ -	$ -	$ -
4869	667002357	376.1	$ -	$ -	$ -	$ -	$ -	$ -	$ -	$ -	$ -	$ -	$ -	$ -	$ -
4870	667002357	376.2	$ -	$ -	$ -	$ -	$ -	$ -	$ -	$ -	$ -	$ -	$ -	$ -	$ -
4871	667002357	376.4	$ -	$ -	$ -	$ -	$ -	$ -	$ -	$ -	$ -	$ -	$ -	$ -	$ -
4872	667002357	380.0	$ -	$ -	$ -	$ -	$ -	$ -	$ -	$ -	$ -	$ -	$ -	$ -	$ -
4873	626002358	376.1	$ -	$ -	$ -	$ -	$ -	$ -	$ -	$ -	$ -	$ -	$ -	$ -	$ -
4874	626002358	376.2	$ -	$ -	$ -	$ -	$ -	$ -	$ -	$ -	$ -	$ -	$ -	$ -	$ -
4875	626002358	376.4	$ -	$ -	$ -	$ -	$ -	$ -	$ -	$ -	$ -	$ -	$ -	$ -	$ -
4876	626002358	380.0	$ -	$ -	$ -	$ -	$ -	$ -	$ -	$ -	$ -	$ -	$ -	$ -	$ -
4877	T624002359	367.1	$ -	$ -	$ -	$ -	$ -	$ -	$ -	$ -	$ -	$ -	$ -	$ -	$ -
4878	T624002359	368.0	$ -	$ -	$ -	$ -	$ -	$ -	$ -	$ -	$ -	$ -	$ -	$ -	$ -
4879	T624002359	369.0	$ -	$ -	$ -	$ -	$ -	$ -	$ -	$ -	$ -	$ -	$ -	$ -	$ -

Sponsored by NMGC Witness Erik C. Buchanan

WP Plant 6 Accum Res Balances

NEW MEXICO GAS COMPANY, INC.

Accumulated Reserve Account
Base Period - 12 Months Ending March 31, 2023
Future Test Year - 12 Months Ending September 30, 2025

	A	B	P	Q	R	S	T	U	V	W	X	Y	Z	AA	AB
1															
2			Balance	Balance	Balance	Balance	Balance	Balance	Balance	Balance	Balance	Balance	Balance	Balance	Balance
3	Investment Number / Beginning Balance	FERC Account	4/30/2024	5/31/2024	6/30/2024	7/31/2024	8/31/2024	9/30/2024	10/31/2024	11/30/2024	12/31/2024	1/31/2025	2/28/2025	3/31/2025	4/30/2025
4834	T624002345	369.0	$ 56	$ 67	$ 78	$ 90	$ 101	$ 112	$ 123	$ 134	$ 146	$ 157	$ 168	$ 179	$ 190
4835	624002346	376.1	$ -	$ -	$ -	$ -	$ -	$ -	$ -	$ -	$ -	$ -	$ -	$ -	$ -
4836	624002346	376.2	$ -	$ -	$ -	$ -	$ -	$ -	$ -	$ -	$ -	$ -	$ -	$ -	$ -
4837	624002346	376.4	$ -	$ -	$ -	$ -	$ -	$ -	$ -	$ -	$ -	$ -	$ -	$ -	$ -
4838	624002346	380.0	$ -	$ -	$ -	$ -	$ -	$ -	$ -	$ -	$ -	$ -	$ -	$ -	$ -
4839	T610002347	367.1	$ -	$ -	$ -	$ -	$ -	$ -	$ 22	$ 44	$ 65	$ 87	$ 109	$ 131	$ 153
4840	T610002347	368.0	$ -	$ -	$ -	$ -	$ -	$ -	$ 32	$ 64	$ 96	$ 128	$ 160	$ 192	$ 224
4841	T610002347	369.0	$ -	$ -	$ -	$ -	$ -	$ -	$ 28	$ 57	$ 85	$ 114	$ 142	$ 171	$ 199
4842	T624002348	367.1	$ -	$ -	$ -	$ -	$ -	$ -	$ -	$ -	$ -	$ -	$ -	$ -	$ -
4843	T624002348	368.0	$ -	$ -	$ -	$ -	$ -	$ -	$ -	$ -	$ -	$ -	$ -	$ -	$ -
4844	T624002348	369.0	$ -	$ -	$ -	$ -	$ -	$ -	$ -	$ -	$ -	$ -	$ -	$ -	$ -
4845	610002350	376.1	$ -	$ -	$ -	$ -	$ -	$ -	$ -	$ -	$ -	$ -	$ -	$ -	$ -
4846	610002350	376.2	$ -	$ -	$ -	$ -	$ -	$ -	$ -	$ -	$ -	$ -	$ -	$ -	$ -
4847	610002350	376.4	$ -	$ -	$ -	$ -	$ -	$ -	$ -	$ -	$ -	$ -	$ -	$ -	$ -
4848	610002350	380.0	$ -	$ -	$ -	$ -	$ -	$ -	$ -	$ -	$ -	$ -	$ -	$ -	$ -
4849	662002352	376.1	$ -	$ -	$ -	$ -	$ -	$ -	$ -	$ -	$ -	$ -	$ -	$ -	$ -
4850	662002352	376.2	$ -	$ -	$ -	$ -	$ -	$ -	$ -	$ -	$ -	$ -	$ -	$ -	$ -
4851	662002352	376.4	$ -	$ -	$ -	$ -	$ -	$ -	$ -	$ -	$ -	$ -	$ -	$ -	$ -
4852	662002352	380.0	$ -	$ -	$ -	$ -	$ -	$ -	$ -	$ -	$ -	$ -	$ -	$ -	$ -
4853	611002353	376.1	$ -	$ -	$ -	$ -	$ -	$ -	$ -	$ -	$ -	$ -	$ -	$ -	$ -
4854	611002353	376.2	$ -	$ -	$ -	$ -	$ -	$ -	$ -	$ -	$ -	$ -	$ -	$ -	$ -
4855	611002353	376.4	$ -	$ -	$ -	$ -	$ -	$ -	$ -	$ -	$ -	$ -	$ -	$ -	$ -
4856	611002353	380.0	$ -	$ -	$ -	$ -	$ -	$ -	$ -	$ -	$ -	$ -	$ -	$ -	$ -
4857	626002354	376.1	$ -	$ -	$ -	$ -	$ -	$ -	$ -	$ -	$ -	$ -	$ -	$ -	$ -
4858	626002354	376.2	$ -	$ -	$ -	$ -	$ -	$ -	$ -	$ -	$ -	$ -	$ -	$ -	$ -
4859	626002354	376.4	$ -	$ -	$ -	$ -	$ -	$ -	$ -	$ -	$ -	$ -	$ -	$ -	$ -
4860	626002354	380.0	$ -	$ -	$ -	$ -	$ -	$ -	$ -	$ -	$ -	$ -	$ -	$ -	$ -
4861	610002355	376.1	$ -	$ -	$ -	$ -	$ -	$ -	$ -	$ -	$ -	$ -	$ -	$ -	$ -
4862	610002355	376.2	$ -	$ -	$ -	$ -	$ -	$ -	$ -	$ -	$ -	$ -	$ -	$ -	$ -
4863	610002355	376.4	$ -	$ -	$ -	$ -	$ -	$ -	$ -	$ -	$ -	$ -	$ -	$ -	$ -
4864	610002355	380.0	$ -	$ -	$ -	$ -	$ -	$ -	$ -	$ -	$ -	$ -	$ -	$ -	$ -
4865	662002356	376.1	$ -	$ -	$ -	$ -	$ -	$ -	$ -	$ -	$ -	$ -	$ -	$ -	$ -
4866	662002356	376.2	$ -	$ -	$ -	$ -	$ -	$ -	$ -	$ -	$ -	$ -	$ -	$ -	$ -
4867	662002356	376.4	$ -	$ -	$ -	$ -	$ -	$ -	$ -	$ -	$ -	$ -	$ -	$ -	$ -
4868	662002356	380.0	$ -	$ -	$ -	$ -	$ -	$ -	$ -	$ -	$ -	$ -	$ -	$ -	$ -
4869	667002357	376.1	$ -	$ -	$ -	$ -	$ -	$ -	$ -	$ -	$ -	$ -	$ -	$ -	$ -
4870	667002357	376.2	$ -	$ -	$ -	$ -	$ -	$ -	$ -	$ -	$ -	$ -	$ -	$ -	$ -
4871	667002357	376.4	$ -	$ -	$ -	$ -	$ -	$ -	$ -	$ -	$ -	$ -	$ -	$ -	$ -
4872	667002357	380.0	$ -	$ -	$ -	$ -	$ -	$ -	$ -	$ -	$ -	$ -	$ -	$ -	$ -
4873	626002358	376.1	$ -	$ -	$ -	$ -	$ -	$ -	$ -	$ -	$ -	$ -	$ -	$ -	$ -
4874	626002358	376.2	$ -	$ -	$ -	$ -	$ -	$ -	$ -	$ -	$ -	$ -	$ -	$ -	$ -
4875	626002358	376.4	$ -	$ -	$ -	$ -	$ -	$ -	$ -	$ -	$ -	$ -	$ -	$ -	$ -
4876	626002358	380.0	$ -	$ -	$ -	$ -	$ -	$ -	$ -	$ -	$ -	$ -	$ -	$ -	$ -
4877	T624002359	367.1	$ -	$ -	$ -	$ -	$ -	$ -	$ -	$ -	$ -	$ -	$ -	$ -	$ -
4878	T624002359	368.0	$ -	$ -	$ -	$ -	$ -	$ -	$ -	$ -	$ -	$ -	$ -	$ -	$ -
4879	T624002359	369.0	$ -	$ -	$ -	$ -	$ -	$ -	$ -	$ -	$ -	$ -	$ -	$ -	$ -

Sponsored by NMGC Witness Erik C. Buchanan

WP Plant 6 Accum Res Balances

NEW MEXICO GAS COMPANY, INC.

Accumulated Reserve Account
Base Period - 12 Months Ending March 31, 2023
Future Test Year - 12 Months Ending September 30, 2025

	A	B	AC	AD	AE	AF	AG
1							
2			Balance	Balance	Balance	Balance	Balance
3	Investment Number / Beginning Balance	FERC Account	**5/31/2025**	**6/30/2025**	**7/31/2025**	**8/31/2025**	**9/30/2025**
4834	T624002345	369.0	$ 202	$ 213	$ 224	$ 235	$ 246
4835	624002346	376.1	$ 4	$ 9	$ 13	$ 17	$ 22
4836	624002346	376.2	$ 29	$ 59	$ 88	$ 118	$ 147
4837	624002346	376.4	$ 4	$ 7	$ 11	$ 15	$ 19
4838	624002346	380.0	$ 6	$ 12	$ 18	$ 24	$ 30
4839	T610002347	367.1	$ 174	$ 196	$ 218	$ 240	$ 262
4840	T610002347	368.0	$ 256	$ 288	$ 320	$ 352	$ 384
4841	T610002347	369.0	$ 228	$ 256	$ 284	$ 313	$ 341
4842	T624002348	367.1	$ -	$ -	$ -	$ -	$ -
4843	T624002348	368.0	$ -	$ -	$ -	$ -	$ -
4844	T624002348	369.0	$ -	$ -	$ -	$ -	$ -
4845	610002350	376.1	$ -	$ -	$ -	$ -	$ 85
4846	610002350	376.2	$ -	$ -	$ -	$ -	$ 575
4847	610002350	376.4	$ -	$ -	$ -	$ -	$ 73
4848	610002350	380.0	$ -	$ -	$ -	$ -	$ 117
4849	662002352	376.1	$ -	$ -	$ -	$ -	$ 29
4850	662002352	376.2	$ -	$ -	$ -	$ -	$ 195
4851	662002352	376.4	$ -	$ -	$ -	$ -	$ 25
4852	662002352	380.0	$ -	$ -	$ -	$ -	$ 40
4853	611002353	376.1	$ -	$ -	$ -	$ -	$ -
4854	611002353	376.2	$ -	$ -	$ -	$ -	$ -
4855	611002353	376.4	$ -	$ -	$ -	$ -	$ -
4856	611002353	380.0	$ -	$ -	$ -	$ -	$ -
4857	626002354	376.1	$ -	$ -	$ -	$ -	$ -
4858	626002354	376.2	$ -	$ -	$ -	$ -	$ -
4859	626002354	376.4	$ -	$ -	$ -	$ -	$ -
4860	626002354	380.0	$ -	$ -	$ -	$ -	$ -
4861	610002355	376.1	$ -	$ -	$ -	$ -	$ -
4862	610002355	376.2	$ -	$ -	$ -	$ -	$ -
4863	610002355	376.4	$ -	$ -	$ -	$ -	$ -
4864	610002355	380.0	$ -	$ -	$ -	$ -	$ -
4865	662002356	376.1	$ -	$ -	$ -	$ -	$ 35
4866	662002356	376.2	$ -	$ -	$ -	$ -	$ 237
4867	662002356	376.4	$ -	$ -	$ -	$ -	$ 30
4868	662002356	380.0	$ -	$ -	$ -	$ -	$ 48
4869	667002357	376.1	$ -	$ -	$ -	$ -	$ -
4870	667002357	376.2	$ -	$ -	$ -	$ -	$ -
4871	667002357	376.4	$ -	$ -	$ -	$ -	$ -
4872	667002357	380.0	$ -	$ -	$ -	$ -	$ -
4873	626002358	376.1	$ -	$ -	$ -	$ -	$ -
4874	626002358	376.2	$ -	$ -	$ -	$ -	$ -
4875	626002358	376.4	$ -	$ -	$ -	$ -	$ -
4876	626002358	380.0	$ -	$ -	$ -	$ -	$ -
4877	T624002359	367.1	$ -	$ -	$ -	$ -	$ -
4878	T624002359	368.0	$ -	$ -	$ -	$ -	$ -
4879	T624002359	369.0	$ -	$ -	$ -	$ -	$ -

Sponsored by NMGC Witness Erik C. Buchanan

NEW MEXICO GAS COMPANY, INC.

Accumulated Reserve Account
Base Period - 12 Months Ending March 31, 2023
Future Test Year - 12 Months Ending September 30, 2025

	A	B	C	D	E	F	G	H	I	J	K	L	M	N	O
1			Adjusted Base Period												
2			Balance	Balance	Balance	Balance	Balance	Balance	Balance	Balance	Balance	Balance	Balance	Balance	Balance
3	Investment Number / Beginning Balance	FERC Account	**3/31/2023**	**4/30/2023**	**5/31/2023**	**6/30/2023**	**7/31/2023**	**8/31/2023**	**9/30/2023**	**10/31/2023**	**11/30/2023**	**12/31/2023**	**1/31/2024**	**2/29/2024**	**3/31/2024**
4880	626002360	376.1	$ -	$ -	$ -	$ -	$ -	$ -	$ -	$ -	$ -	$ -	$ -	$ -	$ -
4881	626002360	376.2	$ -	$ -	$ -	$ -	$ -	$ -	$ -	$ -	$ -	$ -	$ -	$ -	$ -
4882	626002360	376.4	$ -	$ -	$ -	$ -	$ -	$ -	$ -	$ -	$ -	$ -	$ -	$ -	$ -
4883	626002360	380.0	$ -	$ -	$ -	$ -	$ -	$ -	$ -	$ -	$ -	$ -	$ -	$ -	$ -
4884	601002361	303.3	$ -	$ -	$ -	$ -	$ -	$ -	$ -	$ 687	$ 1,375	$ 2,062	$ 2,750	$ 3,437	$ 4,125
4885	626002362	376.1	$ -	$ -	$ -	$ -	$ -	$ -	$ -	$ -	$ -	$ -	$ -	$ -	$ -
4886	626002362	376.2	$ -	$ -	$ -	$ -	$ -	$ -	$ -	$ -	$ -	$ -	$ -	$ -	$ -
4887	626002362	376.4	$ -	$ -	$ -	$ -	$ -	$ -	$ -	$ -	$ -	$ -	$ -	$ -	$ -
4888	626002362	380.0	$ -	$ -	$ -	$ -	$ -	$ -	$ -	$ -	$ -	$ -	$ -	$ -	$ -
4889	626002363	376.1	$ -	$ -	$ -	$ -	$ -	$ -	$ -	$ -	$ -	$ -	$ -	$ -	$ -
4890	626002363	376.2	$ -	$ -	$ -	$ -	$ -	$ -	$ -	$ -	$ -	$ -	$ -	$ -	$ -
4891	626002363	376.4	$ -	$ -	$ -	$ -	$ -	$ -	$ -	$ -	$ -	$ -	$ -	$ -	$ -
4892	626002363	380.0	$ -	$ -	$ -	$ -	$ -	$ -	$ -	$ -	$ -	$ -	$ -	$ -	$ -
4893	T624002364	367.1	$ -	$ -	$ -	$ -	$ -	$ -	$ -	$ -	$ -	$ -	$ -	$ -	$ -
4894	T624002364	368.0	$ -	$ -	$ -	$ -	$ -	$ -	$ -	$ -	$ -	$ -	$ -	$ -	$ -
4895	T624002364	369.0	$ -	$ -	$ -	$ -	$ -	$ -	$ -	$ -	$ -	$ -	$ -	$ -	$ -
4896	610002365	376.1	$ -	$ -	$ -	$ -	$ -	$ -	$ -	$ -	$ -	$ -	$ -	$ -	$ -
4897	610002365	376.2	$ -	$ -	$ -	$ -	$ -	$ -	$ -	$ -	$ -	$ -	$ -	$ -	$ -
4898	610002365	376.4	$ -	$ -	$ -	$ -	$ -	$ -	$ -	$ -	$ -	$ -	$ -	$ -	$ -
4899	610002365	380.0	$ -	$ -	$ -	$ -	$ -	$ -	$ -	$ -	$ -	$ -	$ -	$ -	$ -
4900	T624002366	367.1	$ -	$ -	$ -	$ -	$ -	$ -	$ -	$ -	$ -	$ -	$ -	$ -	$ -
4901	T624002366	368.0	$ -	$ -	$ -	$ -	$ -	$ -	$ -	$ -	$ -	$ -	$ -	$ -	$ -
4902	T624002366	369.0	$ -	$ -	$ -	$ -	$ -	$ -	$ -	$ -	$ -	$ -	$ -	$ -	$ -
4903	T624002367	369.0	$ -	$ -	$ -	$ -	$ -	$ -	$ -	$ -	$ -	$ -	$ -	$ -	$ -
4904	T624002368	367.1	$ -	$ -	$ -	$ -	$ -	$ -	$ -	$ -	$ -	$ -	$ -	$ -	$ -
4905	T624002368	368.0	$ -	$ -	$ -	$ -	$ -	$ -	$ -	$ -	$ -	$ -	$ -	$ -	$ -
4906	T624002368	369.0	$ -	$ -	$ -	$ -	$ -	$ -	$ -	$ -	$ -	$ -	$ -	$ -	$ -
4907	610002369	376.1	$ -	$ -	$ -	$ -	$ -	$ -	$ -	$ -	$ -	$ -	$ -	$ -	$ -
4908	610002369	376.2	$ -	$ -	$ -	$ -	$ -	$ -	$ -	$ -	$ -	$ -	$ -	$ -	$ -
4909	610002369	376.4	$ -	$ -	$ -	$ -	$ -	$ -	$ -	$ -	$ -	$ -	$ -	$ -	$ -
4910	610002369	380.0	$ -	$ -	$ -	$ -	$ -	$ -	$ -	$ -	$ -	$ -	$ -	$ -	$ -
4911	624002370	376.1	$ -	$ -	$ -	$ -	$ -	$ -	$ -	$ -	$ -	$ -	$ -	$ -	$ -
4912	624002370	376.2	$ -	$ -	$ -	$ -	$ -	$ -	$ -	$ -	$ -	$ -	$ -	$ -	$ -
4913	624002370	376.4	$ -	$ -	$ -	$ -	$ -	$ -	$ -	$ -	$ -	$ -	$ -	$ -	$ -
4914	624002370	380.0	$ -	$ -	$ -	$ -	$ -	$ -	$ -	$ -	$ -	$ -	$ -	$ -	$ -
4915	T610002372	369.0	$ -	$ -	$ -	$ -	$ -	$ -	$ -	$ -	$ -	$ -	$ -	$ -	$ -
4916	624002373	380.0	$ -	$ -	$ -	$ -	$ -	$ -	$ -	$ -	$ -	$ -	$ -	$ -	$ -
4917	624002373	380.1	$ -	$ -	$ -	$ -	$ -	$ -	$ -	$ -	$ -	$ -	$ -	$ -	$ -
4918	624002374	376.1	$ -	$ -	$ -	$ -	$ -	$ -	$ -	$ -	$ -	$ -	$ -	$ -	$ -
4919	624002374	376.2	$ -	$ -	$ -	$ -	$ -	$ -	$ -	$ -	$ -	$ -	$ -	$ -	$ -
4920	624002374	376.4	$ -	$ -	$ -	$ -	$ -	$ -	$ -	$ -	$ -	$ -	$ -	$ -	$ -
4921	624002374	380.0	$ -	$ -	$ -	$ -	$ -	$ -	$ -	$ -	$ -	$ -	$ -	$ -	$ -
4922	610002375	376.1	$ -	$ -	$ -	$ -	$ -	$ -	$ -	$ -	$ -	$ -	$ -	$ -	$ -
4923	610002375	376.2	$ -	$ -	$ -	$ -	$ -	$ -	$ -	$ -	$ -	$ -	$ -	$ -	$ -
4924	610002375	376.4	$ -	$ -	$ -	$ -	$ -	$ -	$ -	$ -	$ -	$ -	$ -	$ -	$ -
4925	610002375	380.0	$ -	$ -	$ -	$ -	$ -	$ -	$ -	$ -	$ -	$ -	$ -	$ -	$ -

Sponsored by NMGC Witness Erik C. Buchanan

WP Plant 6 Accum Res Balances

NEW MEXICO GAS COMPANY, INC.

Accumulated Reserve Account
Base Period - 12 Months Ending March 31, 2023
Future Test Year - 12 Months Ending September 30, 2025

	A	B	P	Q	R	S	T	U	V	W	X	Y	Z	AA	AB
1															
2			Balance	Balance	Balance	Balance	Balance	Balance	Balance	Balance	Balance	Balance	Balance	Balance	Balance
3	Investment Number / Beginning Balance	FERC Account	4/30/2024	5/31/2024	6/30/2024	7/31/2024	8/31/2024	9/30/2024	10/31/2024	11/30/2024	12/31/2024	1/31/2025	2/28/2025	3/31/2025	4/30/2025
4880	626002360	376.1	$ -	$ -	$ -	$ -	$ -	$ -	$ -	$ -	$ -	$ -	$ -	$ -	$ -
4881	626002360	376.2	$ -	$ -	$ -	$ -	$ -	$ -	$ -	$ -	$ -	$ -	$ -	$ -	$ -
4882	626002360	376.4	$ -	$ -	$ -	$ -	$ -	$ -	$ -	$ -	$ -	$ -	$ -	$ -	$ -
4883	626002360	380.0	$ -	$ -	$ -	$ -	$ -	$ -	$ -	$ -	$ -	$ -	$ -	$ -	$ -
4884	601002361	303.3	$ 4,812	$ 5,499	$ 6,187	$ 6,874	$ 7,562	$ 8,249	$ 8,937	$ 9,624	$ 10,311	$ 10,999	$ 11,686	$ 12,374	$ 13,061
4885	626002362	376.1	$ -	$ -	$ -	$ -	$ -	$ -	$ -	$ -	$ -	$ -	$ -	$ -	$ -
4886	626002362	376.2	$ -	$ -	$ -	$ -	$ -	$ -	$ -	$ -	$ -	$ -	$ -	$ -	$ -
4887	626002362	376.4	$ -	$ -	$ -	$ -	$ -	$ -	$ -	$ -	$ -	$ -	$ -	$ -	$ -
4888	626002362	380.0	$ -	$ -	$ -	$ -	$ -	$ -	$ -	$ -	$ -	$ -	$ -	$ -	$ -
4889	626002363	376.1	$ -	$ -	$ -	$ -	$ -	$ -	$ -	$ -	$ -	$ -	$ -	$ -	$ -
4890	626002363	376.2	$ -	$ -	$ -	$ -	$ -	$ -	$ -	$ -	$ -	$ -	$ -	$ -	$ -
4891	626002363	376.4	$ -	$ -	$ -	$ -	$ -	$ -	$ -	$ -	$ -	$ -	$ -	$ -	$ -
4892	626002363	380.0	$ -	$ -	$ -	$ -	$ -	$ -	$ -	$ -	$ -	$ -	$ -	$ -	$ -
4893	T624002364	367.1	$ -	$ -	$ -	$ -	$ -	$ -	$ -	$ -	$ -	$ -	$ -	$ -	$ -
4894	T624002364	368.0	$ -	$ -	$ -	$ -	$ -	$ -	$ -	$ -	$ -	$ -	$ -	$ -	$ -
4895	T624002364	369.0	$ -	$ -	$ -	$ -	$ -	$ -	$ -	$ -	$ -	$ -	$ -	$ -	$ -
4896	610002365	376.1	$ -	$ -	$ -	$ -	$ -	$ -	$ -	$ -	$ -	$ -	$ -	$ -	$ -
4897	610002365	376.2	$ -	$ -	$ -	$ -	$ -	$ -	$ -	$ -	$ -	$ -	$ -	$ -	$ -
4898	610002365	376.4	$ -	$ -	$ -	$ -	$ -	$ -	$ -	$ -	$ -	$ -	$ -	$ -	$ -
4899	610002365	380.0	$ -	$ -	$ -	$ -	$ -	$ -	$ -	$ -	$ -	$ -	$ -	$ -	$ -
4900	T624002366	367.1	$ -	$ -	$ -	$ -	$ -	$ -	$ -	$ -	$ -	$ -	$ -	$ -	$ -
4901	T624002366	368.0	$ -	$ -	$ -	$ -	$ -	$ -	$ -	$ -	$ -	$ -	$ -	$ -	$ -
4902	T624002366	369.0	$ -	$ -	$ -	$ -	$ -	$ -	$ -	$ -	$ -	$ -	$ -	$ -	$ -
4903	T624002367	369.0	$ -	$ -	$ -	$ -	$ -	$ -	$ -	$ -	$ -	$ -	$ -	$ -	$ -
4904	T624002368	367.1	$ -	$ -	$ -	$ -	$ -	$ -	$ -	$ -	$ -	$ -	$ -	$ -	$ -
4905	T624002368	368.0	$ -	$ -	$ -	$ -	$ -	$ -	$ -	$ -	$ -	$ -	$ -	$ -	$ -
4906	T624002368	369.0	$ -	$ -	$ -	$ -	$ -	$ -	$ -	$ -	$ -	$ -	$ -	$ -	$ -
4907	610002369	376.1	$ -	$ -	$ -	$ -	$ -	$ -	$ -	$ -	$ -	$ -	$ -	$ -	$ -
4908	610002369	376.2	$ -	$ -	$ -	$ -	$ -	$ -	$ -	$ -	$ -	$ -	$ -	$ -	$ -
4909	610002369	376.4	$ -	$ -	$ -	$ -	$ -	$ -	$ -	$ -	$ -	$ -	$ -	$ -	$ -
4910	610002369	380.0	$ -	$ -	$ -	$ -	$ -	$ -	$ -	$ -	$ -	$ -	$ -	$ -	$ -
4911	624002370	376.1	$ -	$ -	$ -	$ -	$ -	$ -	$ -	$ -	$ -	$ -	$ -	$ -	$ -
4912	624002370	376.2	$ -	$ -	$ -	$ -	$ -	$ -	$ -	$ -	$ -	$ -	$ -	$ -	$ -
4913	624002370	376.4	$ -	$ -	$ -	$ -	$ -	$ -	$ -	$ -	$ -	$ -	$ -	$ -	$ -
4914	624002370	380.0	$ -	$ -	$ -	$ -	$ -	$ -	$ -	$ -	$ -	$ -	$ -	$ -	$ -
4915	T610002372	369.0	$ -	$ 199	$ 399	$ 598	$ 798	$ 997	$ 1,197	$ 1,396	$ 1,596	$ 1,795	$ 1,995	$ 2,194	$ 2,394
4916	624002373	380.0	$ -	$ -	$ -	$ -	$ -	$ -	$ -	$ -	$ -	$ -	$ -	$ -	$ -
4917	624002373	380.1	$ -	$ -	$ -	$ -	$ -	$ -	$ -	$ -	$ -	$ -	$ -	$ -	$ -
4918	624002374	376.1	$ -	$ -	$ -	$ -	$ -	$ -	$ -	$ -	$ -	$ -	$ -	$ -	$ -
4919	624002374	376.2	$ -	$ -	$ -	$ -	$ -	$ -	$ -	$ -	$ -	$ -	$ -	$ -	$ -
4920	624002374	376.4	$ -	$ -	$ -	$ -	$ -	$ -	$ -	$ -	$ -	$ -	$ -	$ -	$ -
4921	624002374	380.0	$ -	$ -	$ -	$ -	$ -	$ -	$ -	$ -	$ -	$ -	$ -	$ -	$ -
4922	610002375	376.1	$ -	$ -	$ -	$ -	$ -	$ -	$ -	$ -	$ -	$ -	$ -	$ -	$ -
4923	610002375	376.2	$ -	$ -	$ -	$ -	$ -	$ -	$ -	$ -	$ -	$ -	$ -	$ -	$ -
4924	610002375	376.4	$ -	$ -	$ -	$ -	$ -	$ -	$ -	$ -	$ -	$ -	$ -	$ -	$ -
4925	610002375	380.0	$ -	$ -	$ -	$ -	$ -	$ -	$ -	$ -	$ -	$ -	$ -	$ -	$ -

Sponsored by NMGC Witness Erik C. Buchanan

WP Plant 6 Accum Res Balances

NEW MEXICO GAS COMPANY, INC.

Accumulated Reserve Account
Base Period - 12 Months Ending March 31, 2023
Future Test Year - 12 Months Ending September 30, 2025

	A	B	AC	AD	AE	AF	AG
1							
2			Balance	Balance	Balance	Balance	Balance
3	Investment Number / Beginning Balance	FERC Account	**5/31/2025**	**6/30/2025**	**7/31/2025**	**8/31/2025**	**9/30/2025**
4880	626002360	376.1	$ -	$ -	$ -	$ -	$ -
4881	626002360	376.2	$ -	$ -	$ -	$ -	$ -
4882	626002360	376.4	$ -	$ -	$ -	$ -	$ -
4883	626002360	380.0	$ -	$ -	$ -	$ -	$ -
4884	601002361	303.3	$ 13,749	$ 14,436	$ 15,123	$ 15,811	$ 16,498
4885	626002362	376.1	$ -	$ -	$ -	$ -	$ -
4886	626002362	376.2	$ -	$ -	$ -	$ -	$ -
4887	626002362	376.4	$ -	$ -	$ -	$ -	$ -
4888	626002362	380.0	$ -	$ -	$ -	$ -	$ -
4889	626002363	376.1	$ -	$ -	$ -	$ -	$ -
4890	626002363	376.2	$ -	$ -	$ -	$ -	$ -
4891	626002363	376.4	$ -	$ -	$ -	$ -	$ -
4892	626002363	380.0	$ -	$ -	$ -	$ -	$ -
4893	T624002364	367.1	$ -	$ -	$ 174	$ 348	$ 523
4894	T624002364	368.0	$ -	$ -	$ 33	$ 67	$ 100
4895	T624002364	369.0	$ -	$ -	$ 69	$ 138	$ 207
4896	610002365	376.1	$ -	$ -	$ -	$ -	$ -
4897	610002365	376.2	$ -	$ -	$ -	$ -	$ -
4898	610002365	376.4	$ -	$ -	$ -	$ -	$ -
4899	610002365	380.0	$ -	$ -	$ -	$ -	$ -
4900	T624002366	367.1	$ -	$ -	$ -	$ -	$ -
4901	T624002366	368.0	$ -	$ -	$ -	$ -	$ -
4902	T624002366	369.0	$ -	$ -	$ -	$ -	$ -
4903	T624002367	369.0	$ -	$ -	$ -	$ -	$ -
4904	T624002368	367.1	$ -	$ -	$ -	$ -	$ -
4905	T624002368	368.0	$ -	$ -	$ -	$ -	$ -
4906	T624002368	369.0	$ -	$ -	$ -	$ -	$ -
4907	610002369	376.1	$ -	$ -	$ -	$ -	$ -
4908	610002369	376.2	$ -	$ -	$ -	$ -	$ -
4909	610002369	376.4	$ -	$ -	$ -	$ -	$ -
4910	610002369	380.0	$ -	$ -	$ -	$ -	$ -
4911	624002370	376.1	$ -	$ -	$ -	$ -	$ -
4912	624002370	376.2	$ -	$ -	$ -	$ -	$ -
4913	624002370	376.4	$ -	$ -	$ -	$ -	$ -
4914	624002370	380.0	$ -	$ -	$ -	$ -	$ -
4915	T610002372	369.0	$ 2,593	$ 2,793	$ 2,992	$ 3,192	$ 3,391
4916	624002373	380.0	$ -	$ -	$ -	$ -	$ 519
4917	624002373	380.1	$ -	$ -	$ -	$ -	$ 235
4918	624002374	376.1	$ -	$ -	$ -	$ -	$ -
4919	624002374	376.2	$ -	$ -	$ -	$ -	$ -
4920	624002374	376.4	$ -	$ -	$ -	$ -	$ -
4921	624002374	380.0	$ -	$ -	$ -	$ -	$ -
4922	610002375	376.1	$ -	$ -	$ -	$ -	$ -
4923	610002375	376.2	$ -	$ -	$ -	$ -	$ -
4924	610002375	376.4	$ -	$ -	$ -	$ -	$ -
4925	610002375	380.0	$ -	$ -	$ -	$ -	$ -

Sponsored by NMGC Witness Erik C. Buchanan

WP Plant 6 Accum Res Balances

NEW MEXICO GAS COMPANY, INC.

Accumulated Reserve Account
Base Period - 12 Months Ending March 31, 2023
Future Test Year - 12 Months Ending September 30, 2025

	A	B	C	D	E	F	G	H	I	J	K	L	M	N	O
1			Adjusted Base Period												
2			Balance	Balance	Balance	Balance	Balance	Balance	Balance	Balance	Balance	Balance	Balance	Balance	Balance
3	Investment Number / Beginning Balance	FERC Account	**3/31/2023**	**4/30/2023**	**5/31/2023**	**6/30/2023**	**7/31/2023**	**8/31/2023**	**9/30/2023**	**10/31/2023**	**11/30/2023**	**12/31/2023**	**1/31/2024**	**2/29/2024**	**3/31/2024**
4926	610002376	376.1	$ -	$ -	$ -	$ -	$ -	$ -	$ -	$ -	$ -	$ -	$ -	$ -	$ -
4927	610002376	376.2	$ -	$ -	$ -	$ -	$ -	$ -	$ -	$ -	$ -	$ -	$ -	$ -	$ -
4928	610002376	376.4	$ -	$ -	$ -	$ -	$ -	$ -	$ -	$ -	$ -	$ -	$ -	$ -	$ -
4929	610002376	380.0	$ -	$ -	$ -	$ -	$ -	$ -	$ -	$ -	$ -	$ -	$ -	$ -	$ -
4930	610002377	376.1	$ -	$ -	$ -	$ -	$ -	$ -	$ -	$ -	$ -	$ -	$ -	$ -	$ -
4931	610002377	376.2	$ -	$ -	$ -	$ -	$ -	$ -	$ -	$ -	$ -	$ -	$ -	$ -	$ -
4932	610002377	376.4	$ -	$ -	$ -	$ -	$ -	$ -	$ -	$ -	$ -	$ -	$ -	$ -	$ -
4933	610002377	380.0	$ -	$ -	$ -	$ -	$ -	$ -	$ -	$ -	$ -	$ -	$ -	$ -	$ -
4934	610002378	376.1	$ -	$ -	$ -	$ -	$ -	$ -	$ -	$ -	$ -	$ -	$ -	$ -	$ -
4935	610002378	376.2	$ -	$ -	$ -	$ -	$ -	$ -	$ -	$ -	$ -	$ -	$ -	$ -	$ -
4936	610002378	376.4	$ -	$ -	$ -	$ -	$ -	$ -	$ -	$ -	$ -	$ -	$ -	$ -	$ -
4937	610002378	380.0	$ -	$ -	$ -	$ -	$ -	$ -	$ -	$ -	$ -	$ -	$ -	$ -	$ -
4938	610002379	376.1	$ -	$ -	$ -	$ -	$ -	$ -	$ -	$ -	$ -	$ -	$ -	$ -	$ -
4939	610002379	376.2	$ -	$ -	$ -	$ -	$ -	$ -	$ -	$ -	$ -	$ -	$ -	$ -	$ -
4940	610002379	376.4	$ -	$ -	$ -	$ -	$ -	$ -	$ -	$ -	$ -	$ -	$ -	$ -	$ -
4941	610002379	380.0	$ -	$ -	$ -	$ -	$ -	$ -	$ -	$ -	$ -	$ -	$ -	$ -	$ -
4942	610002380	376.1	$ -	$ -	$ -	$ -	$ -	$ -	$ -	$ -	$ -	$ -	$ -	$ -	$ -
4943	610002380	376.2	$ -	$ -	$ -	$ -	$ -	$ -	$ -	$ -	$ -	$ -	$ -	$ -	$ -
4944	610002380	376.4	$ -	$ -	$ -	$ -	$ -	$ -	$ -	$ -	$ -	$ -	$ -	$ -	$ -
4945	610002380	380.0	$ -	$ -	$ -	$ -	$ -	$ -	$ -	$ -	$ -	$ -	$ -	$ -	$ -
4946	610002381	376.1	$ -	$ -	$ -	$ -	$ -	$ -	$ -	$ -	$ -	$ -	$ -	$ -	$ -
4947	610002381	376.2	$ -	$ -	$ -	$ -	$ -	$ -	$ -	$ -	$ -	$ -	$ -	$ -	$ -
4948	610002381	376.4	$ -	$ -	$ -	$ -	$ -	$ -	$ -	$ -	$ -	$ -	$ -	$ -	$ -
4949	610002381	380.0	$ -	$ -	$ -	$ -	$ -	$ -	$ -	$ -	$ -	$ -	$ -	$ -	$ -
4950	622002383	376.2	$ -	$ -	$ -	$ -	$ -	$ -	$ 367	$ 734	$ 1,100	$ 1,467	$ 1,834	$ 2,201	$ 2,567
4951	601002386	376.1	$ -	$ -	$ -	$ -	$ -	$ -	$ -	$ -	$ -	$ -	$ -	$ 158	$ 315
4952	601002386	376.2	$ -	$ -	$ -	$ -	$ -	$ -	$ -	$ -	$ -	$ -	$ -	$ 163	$ 325
4953	601002386	376.4	$ -	$ -	$ -	$ -	$ -	$ -	$ -	$ -	$ -	$ -	$ -	$ 66	$ 131
4954	601002386	380.0	$ -	$ -	$ -	$ -	$ -	$ -	$ -	$ -	$ -	$ -	$ -	$ 18	$ 35
4955	601002387	303.3	$ -	$ -	$ -	$ -	$ -	$ -	$ -	$ -	$ -	$ -	$ -	$ -	$ -
4956	601002388	390.0	$ -	$ -	$ -	$ -	$ -	$ -	$ -	$ -	$ -	$ -	$ -	$ -	$ -
4957	601002389	391.2	$ -	$ -	$ -	$ -	$ -	$ -	$ -	$ -	$ -	$ -	$ -	$ -	$ -
4958	601002389	397.0	$ -	$ -	$ -	$ -	$ -	$ -	$ -	$ -	$ -	$ -	$ -	$ -	$ -
4959	601002389	398.0	$ -	$ -	$ -	$ -	$ -	$ -	$ -	$ -	$ -	$ -	$ -	$ -	$ -
4960	T626002392	368.0	$ -	$ -	$ -	$ -	$ -	$ -	$ -	$ -	$ -	$ -	$ -	$ -	$ -
4961	T626002392	369.0	$ -	$ -	$ -	$ -	$ -	$ -	$ -	$ -	$ -	$ -	$ -	$ -	$ -
4962	T624002394	367.1	$ -	$ -	$ -	$ -	$ -	$ -	$ -	$ -	$ -	$ -	$ -	$ -	$ -
4963	T624002394	368.0	$ -	$ -	$ -	$ -	$ -	$ -	$ -	$ -	$ -	$ -	$ -	$ -	$ -
4964	T624002394	369.0	$ -	$ -	$ -	$ -	$ -	$ -	$ -	$ -	$ -	$ -	$ -	$ -	$ -
4965	T624002395	367.1	$ -	$ -	$ -	$ -	$ -	$ -	$ -	$ -	$ -	$ -	$ -	$ -	$ -
4966	T624002395	368.0	$ -	$ -	$ -	$ -	$ -	$ -	$ -	$ -	$ -	$ -	$ -	$ -	$ -
4967	T624002395	369.0	$ -	$ -	$ -	$ -	$ -	$ -	$ -	$ -	$ -	$ -	$ -	$ -	$ -
4968	T680002396	367.1	$ -	$ -	$ -	$ -	$ -	$ -	$ -	$ -	$ -	$ -	$ -	$ -	$ -
4969	T680002396	368.0	$ -	$ -	$ -	$ -	$ -	$ -	$ -	$ -	$ -	$ -	$ -	$ -	$ -
4970	T680002396	369.0	$ -	$ -	$ -	$ -	$ -	$ -	$ -	$ -	$ -	$ -	$ -	$ -	$ -
4971	601002397	303.3	$ -	$ -	$ -	$ -	$ -	$ -	$ -	$ -	$ -	$ -	$ -	$ -	$ -

Sponsored by NMGC Witness Erik C. Buchanan

WP Plant 6 Accum Res Balances

NEW MEXICO GAS COMPANY, INC.

Accumulated Reserve Account
Base Period - 12 Months Ending March 31, 2023
Future Test Year - 12 Months Ending September 30, 2025

	A	B	P	Q	R	S	T	U	V	W	X	Y	Z	AA	AB
1															
2			Balance	Balance	Balance	Balance	Balance	Balance	Balance	Balance	Balance	Balance	Balance	Balance	Balance
3	Investment Number / Beginning Balance	FERC Account	4/30/2024	5/31/2024	6/30/2024	7/31/2024	8/31/2024	9/30/2024	10/31/2024	11/30/2024	12/31/2024	1/31/2025	2/28/2025	3/31/2025	4/30/2025
4926	610002376	376.1	$ -	$ -	$ -	$ -	$ -	$ -	$ -	$ -	$ -	$ -	$ -	$ -	$ -
4927	610002376	376.2	$ -	$ -	$ -	$ -	$ -	$ -	$ -	$ -	$ -	$ -	$ -	$ -	$ -
4928	610002376	376.4	$ -	$ -	$ -	$ -	$ -	$ -	$ -	$ -	$ -	$ -	$ -	$ -	$ -
4929	610002376	380.0	$ -	$ -	$ -	$ -	$ -	$ -	$ -	$ -	$ -	$ -	$ -	$ -	$ -
4930	610002377	376.1	$ -	$ -	$ -	$ -	$ -	$ -	$ -	$ -	$ -	$ -	$ -	$ -	$ -
4931	610002377	376.2	$ -	$ -	$ -	$ -	$ -	$ -	$ -	$ -	$ -	$ -	$ -	$ -	$ -
4932	610002377	376.4	$ -	$ -	$ -	$ -	$ -	$ -	$ -	$ -	$ -	$ -	$ -	$ -	$ -
4933	610002377	380.0	$ -	$ -	$ -	$ -	$ -	$ -	$ -	$ -	$ -	$ -	$ -	$ -	$ -
4934	610002378	376.1	$ -	$ -	$ -	$ -	$ -	$ -	$ -	$ -	$ -	$ -	$ -	$ -	$ -
4935	610002378	376.2	$ -	$ -	$ -	$ -	$ -	$ -	$ -	$ -	$ -	$ -	$ -	$ -	$ -
4936	610002378	376.4	$ -	$ -	$ -	$ -	$ -	$ -	$ -	$ -	$ -	$ -	$ -	$ -	$ -
4937	610002378	380.0	$ -	$ -	$ -	$ -	$ -	$ -	$ -	$ -	$ -	$ -	$ -	$ -	$ -
4938	610002379	376.1	$ -	$ -	$ -	$ -	$ -	$ -	$ -	$ -	$ -	$ -	$ -	$ -	$ -
4939	610002379	376.2	$ -	$ -	$ -	$ -	$ -	$ -	$ -	$ -	$ -	$ -	$ -	$ -	$ -
4940	610002379	376.4	$ -	$ -	$ -	$ -	$ -	$ -	$ -	$ -	$ -	$ -	$ -	$ -	$ -
4941	610002379	380.0	$ -	$ -	$ -	$ -	$ -	$ -	$ -	$ -	$ -	$ -	$ -	$ -	$ -
4942	610002380	376.1	$ -	$ -	$ -	$ -	$ -	$ -	$ -	$ -	$ -	$ -	$ -	$ -	$ -
4943	610002380	376.2	$ -	$ -	$ -	$ -	$ -	$ -	$ -	$ -	$ -	$ -	$ -	$ -	$ -
4944	610002380	376.4	$ -	$ -	$ -	$ -	$ -	$ -	$ -	$ -	$ -	$ -	$ -	$ -	$ -
4945	610002380	380.0	$ -	$ -	$ -	$ -	$ -	$ -	$ -	$ -	$ -	$ -	$ -	$ -	$ -
4946	610002381	376.1	$ -	$ -	$ -	$ -	$ -	$ -	$ -	$ -	$ -	$ -	$ -	$ -	$ -
4947	610002381	376.2	$ -	$ -	$ -	$ -	$ -	$ -	$ -	$ -	$ -	$ -	$ -	$ -	$ -
4948	610002381	376.4	$ -	$ -	$ -	$ -	$ -	$ -	$ -	$ -	$ -	$ -	$ -	$ -	$ -
4949	610002381	380.0	$ -	$ -	$ -	$ -	$ -	$ -	$ -	$ -	$ -	$ -	$ -	$ -	$ -
4950	622002383	376.2	$ 2,934	$ 3,301	$ 3,668	$ 4,034	$ 4,401	$ 4,768	$ 5,135	$ 5,502	$ 5,868	$ 6,235	$ 6,602	$ 6,969	$ 7,335
4951	601002386	376.1	$ 473	$ 630	$ 788	$ 945	$ 1,103	$ 1,260	$ 1,418	$ 1,575	$ 1,733	$ 1,890	$ 2,048	$ 2,206	$ 2,363
4952	601002386	376.2	$ 488	$ 650	$ 813	$ 976	$ 1,138	$ 1,301	$ 1,463	$ 1,626	$ 1,789	$ 1,951	$ 2,114	$ 2,276	$ 2,439
4953	601002386	376.4	$ 197	$ 262	$ 328	$ 394	$ 459	$ 525	$ 591	$ 656	$ 722	$ 787	$ 853	$ 919	$ 984
4954	601002386	380.0	$ 53	$ 70	$ 88	$ 106	$ 123	$ 141	$ 158	$ 176	$ 193	$ 211	$ 229	$ 246	$ 264
4955	601002387	303.3	$ -	$ -	$ -	$ -	$ -	$ -	$ -	$ -	$ -	$ -	$ -	$ -	$ -
4956	601002388	390.0	$ -	$ -	$ -	$ -	$ -	$ -	$ -	$ -	$ -	$ -	$ -	$ -	$ -
4957	601002389	391.2	$ -	$ -	$ -	$ -	$ -	$ -	$ -	$ -	$ -	$ -	$ -	$ -	$ -
4958	601002389	397.0	$ -	$ -	$ -	$ -	$ -	$ -	$ -	$ -	$ -	$ -	$ -	$ -	$ -
4959	601002389	398.0	$ -	$ -	$ -	$ -	$ -	$ -	$ -	$ -	$ -	$ -	$ -	$ -	$ -
4960	T626002392	368.0	$ -	$ -	$ -	$ -	$ -	$ -	$ -	$ -	$ -	$ -	$ -	$ -	$ -
4961	T626002392	369.0	$ -	$ -	$ -	$ -	$ -	$ -	$ -	$ -	$ -	$ -	$ -	$ -	$ -
4962	T624002394	367.1	$ -	$ -	$ -	$ -	$ -	$ -	$ -	$ -	$ -	$ -	$ -	$ -	$ -
4963	T624002394	368.0	$ -	$ -	$ -	$ -	$ -	$ -	$ -	$ -	$ -	$ -	$ -	$ -	$ -
4964	T624002394	369.0	$ -	$ -	$ -	$ -	$ -	$ -	$ -	$ -	$ -	$ -	$ -	$ -	$ -
4965	T624002395	367.1	$ -	$ -	$ -	$ -	$ -	$ 218	$ 437	$ 655	$ 873	$ 1,092	$ 1,310	$ 1,529	$ 1,747
4966	T624002395	368.0	$ -	$ -	$ -	$ -	$ -	$ 42	$ 84	$ 126	$ 168	$ 210	$ 251	$ 293	$ 335
4967	T624002395	369.0	$ -	$ -	$ -	$ -	$ -	$ 87	$ 173	$ 260	$ 346	$ 433	$ 520	$ 606	$ 693
4968	T680002396	367.1	$ -	$ -	$ -	$ -	$ -	$ -	$ -	$ -	$ -	$ -	$ -	$ -	$ -
4969	T680002396	368.0	$ -	$ -	$ -	$ -	$ -	$ -	$ -	$ -	$ -	$ -	$ -	$ -	$ -
4970	T680002396	369.0	$ -	$ -	$ -	$ -	$ -	$ -	$ -	$ -	$ -	$ -	$ -	$ -	$ -
4971	601002397	303.3	$ -	$ -	$ -	$ -	$ -	$ -	$ -	$ -	$ -	$ -	$ -	$ -	$ -

Sponsored by NMGC Witness Erik C. Buchanan

WP Plant 6 Accum Res Balances

NEW MEXICO GAS COMPANY, INC.

Accumulated Reserve Account
Base Period - 12 Months Ending March 31, 2023
Future Test Year - 12 Months Ending September 30, 2025

	A	B	AC	AD	AE	AF	AG
1							
2			Balance	Balance	Balance	Balance	Balance
3	Investment Number / Beginning Balance	FERC Account	**5/31/2025**	**6/30/2025**	**7/31/2025**	**8/31/2025**	**9/30/2025**
4926	610002376	376.1	$ -	$ -	$ -	$ -	$ -
4927	610002376	376.2	$ -	$ -	$ -	$ -	$ -
4928	610002376	376.4	$ -	$ -	$ -	$ -	$ -
4929	610002376	380.0	$ -	$ -	$ -	$ -	$ -
4930	610002377	376.1	$ -	$ -	$ -	$ -	$ -
4931	610002377	376.2	$ -	$ -	$ -	$ -	$ -
4932	610002377	376.4	$ -	$ -	$ -	$ -	$ -
4933	610002377	380.0	$ -	$ -	$ -	$ -	$ -
4934	610002378	376.1	$ -	$ -	$ -	$ -	$ -
4935	610002378	376.2	$ -	$ -	$ -	$ -	$ -
4936	610002378	376.4	$ -	$ -	$ -	$ -	$ -
4937	610002378	380.0	$ -	$ -	$ -	$ -	$ -
4938	610002379	376.1	$ -	$ -	$ -	$ -	$ -
4939	610002379	376.2	$ -	$ -	$ -	$ -	$ -
4940	610002379	376.4	$ -	$ -	$ -	$ -	$ -
4941	610002379	380.0	$ -	$ -	$ -	$ -	$ -
4942	610002380	376.1	$ -	$ -	$ -	$ -	$ -
4943	610002380	376.2	$ -	$ -	$ -	$ -	$ -
4944	610002380	376.4	$ -	$ -	$ -	$ -	$ -
4945	610002380	380.0	$ -	$ -	$ -	$ -	$ -
4946	610002381	376.1	$ -	$ -	$ -	$ -	$ -
4947	610002381	376.2	$ -	$ -	$ -	$ -	$ -
4948	610002381	376.4	$ -	$ -	$ -	$ -	$ -
4949	610002381	380.0	$ -	$ -	$ -	$ -	$ -
4950	622002383	376.2	$ 7,702	$ 8,069	$ 8,436	$ 8,803	$ 9,169
4951	601002386	376.1	$ 2,521	$ 2,678	$ 2,836	$ 2,993	$ 3,151
4952	601002386	376.2	$ 2,602	$ 2,764	$ 2,927	$ 3,089	$ 3,252
4953	601002386	376.4	$ 1,050	$ 1,115	$ 1,181	$ 1,247	$ 1,312
4954	601002386	380.0	$ 281	$ 299	$ 317	$ 334	$ 352
4955	601002387	303.3	$ -	$ 18,023	$ 36,046	$ 54,068	$ 72,091
4956	601002388	390.0	$ -	$ -	$ -	$ -	$ -
4957	601002389	391.2	$ -	$ -	$ -	$ -	$ -
4958	601002389	397.0	$ -	$ -	$ -	$ -	$ -
4959	601002389	398.0	$ -	$ -	$ -	$ -	$ -
4960	T626002392	368.0	$ -	$ -	$ -	$ -	$ -
4961	T626002392	369.0	$ -	$ -	$ -	$ -	$ -
4962	T624002394	367.1	$ -	$ -	$ -	$ -	$ -
4963	T624002394	368.0	$ -	$ -	$ -	$ -	$ -
4964	T624002394	369.0	$ -	$ -	$ -	$ -	$ -
4965	T624002395	367.1	$ 1,965	$ 2,184	$ 2,402	$ 2,620	$ 2,839
4966	T624002395	368.0	$ 377	$ 419	$ 461	$ 503	$ 545
4967	T624002395	369.0	$ 779	$ 866	$ 953	$ 1,039	$ 1,126
4968	T680002396	367.1	$ -	$ -	$ -	$ -	$ -
4969	T680002396	368.0	$ -	$ -	$ -	$ -	$ -
4970	T680002396	369.0	$ -	$ -	$ -	$ -	$ -
4971	601002397	303.3	$ -	$ -	$ -	$ -	$ -

Sponsored by NMGC Witness Erik C. Buchanan

NEW MEXICO GAS COMPANY, INC.

Accumulated Reserve Account
Base Period - 12 Months Ending March 31, 2023
Future Test Year - 12 Months Ending September 30, 2025

	A	B	C	D	E	F	G	H	I	J	K	L	M	N	O
1			Adjusted Base Period												
2			Balance	Balance	Balance	Balance	Balance	Balance	Balance	Balance	Balance	Balance	Balance	Balance	Balance
3	Investment Number / Beginning Balance	FERC Account	**3/31/2023**	**4/30/2023**	**5/31/2023**	**6/30/2023**	**7/31/2023**	**8/31/2023**	**9/30/2023**	**10/31/2023**	**11/30/2023**	**12/31/2023**	**1/31/2024**	**2/29/2024**	**3/31/2024**
4972	601002398	391.2	$ -	$ -	$ -	$ -	$ -	$ 643	$ 1,292	$ 1,941	$ 2,591	$ 3,240	$ 3,889	$ 4,538	$ 5,188
4973	601002398	397.0	$ -	$ -	$ -	$ -	$ -	$ 14	$ 45	$ 76	$ 106	$ 137	$ 168	$ 198	$ 229
4974	601002398	398.0	$ -	$ -	$ -	$ -	$ -	$ 55	$ 117	$ 180	$ 242	$ 305	$ 367	$ 430	$ 492

Sponsored by NMGC Witness Erik C. Buchanan

WP Plant 6 Accum Res Balances

NEW MEXICO GAS COMPANY, INC.

Accumulated Reserve Account
Base Period - 12 Months Ending March 31, 2023
Future Test Year - 12 Months Ending September 30, 2025

	A	B	P	Q	R	S	T	U	V	W	X	Y	Z	AA	AB
1															
2			Balance	Balance	Balance	Balance	Balance	Balance	Balance	Balance	Balance	Balance	Balance	Balance	Balance
3	Investment Number / Beginning Balance	FERC Account	**4/30/2024**	**5/31/2024**	**6/30/2024**	**7/31/2024**	**8/31/2024**	**9/30/2024**	**10/31/2024**	**11/30/2024**	**12/31/2024**	**1/31/2025**	**2/28/2025**	**3/31/2025**	**4/30/2025**
4972	601002398	391.2	$ 5,837	$ 6,486	$ 7,135	$ 7,785	$ 8,434	$ 9,083	$ 9,732	$ 10,382	$ 11,031	$ 11,680	$ 12,329	$ 12,979	$ 13,628
4973	601002398	397.0	$ 260	$ 290	$ 321	$ 352	$ 382	$ 413	$ 444	$ 474	$ 505	$ 536	$ 566	$ 597	$ 628
4974	601002398	398.0	$ 555	$ 618	$ 680	$ 743	$ 805	$ 868	$ 930	$ 993	$ 1,055	$ 1,118	$ 1,181	$ 1,243	$ 1,306

Sponsored by NMGC Witness Erik C. Buchanan

WP Plant 6 Accum Res Balances

NEW MEXICO GAS COMPANY, INC.

Accumulated Reserve Account
Base Period - 12 Months Ending March 31, 2023
Future Test Year - 12 Months Ending September 30, 2025

	A	B	AC	AD	AE	AF	AG
1							
2			Balance	Balance	Balance	Balance	Balance
3	Investment Number / Beginning Balance	FERC Account	**5/31/2025**	**6/30/2025**	**7/31/2025**	**8/31/2025**	**9/30/2025**
4972	601002398	391.2	$ 14,277	$ 14,926	$ 15,576	$ 16,225	$ 16,874
4973	601002398	397.0	$ 658	$ 689	$ 720	$ 750	$ 781
4974	601002398	398.0	$ 1,368	$ 1,431	$ 1,493	$ 1,556	$ 1,618

Sponsored by NMGC Witness Erik C. Buchanan

WP Plant 6 Accum Res Balances

NEW MEXICO GAS COMPANY, INC.

Net Plant Balances
Base Period - 12 Months Ending March 31, 2023
Future Test Year - 12 Months Ending September 30, 2025

	A	B	C	D	E	F	G	H	I	J	K	L	M	N	O	P	Q
3	Net Plant-In-Service (1)	FERC	FERC Description	Base Period Beginning Balance 3/31/2022	Balance 4/30/2022	Balance 5/31/2022	Balance 6/30/2022	Balance 7/31/2022	Balance 8/31/2022	Balance 9/30/2022	Balance 10/31/2022	Balance 11/30/2022	Balance 12/31/2022	Balance 1/31/2023	Balance 2/28/2023	Base Period Ending 3/31/2023	13-Month Average Adjustment
4																	
5	Gas Transmission Plant	369.1	Williams Fld Mea & Reg 100%	$ 35,005	$ 34,938	$ 34,872	$ 34,806	$ 34,739	$ 34,673	$ 34,607	$ 34,541	$ 34,474	$ 34,408	$ 34,342	$ 34,276	$ 34,209	$ 398
6		369.11	Wms Impaired Fld Mea/Reg	$ (12,687)	$ (12,664)	$ (12,641)	$ (12,618)	$ (12,595)	$ (12,572)	$ (12,549)	$ (12,526)	$ (12,503)	$ (12,480)	$ (12,457)	$ (12,434)	$ (12,411)	$ (138)
7		369.12	Wms HL Imp Fld Mea/Reg	$ -	$ -	$ -	$ -	$ -	$ -	$ -	$ -	$ -	$ -	$ -	$ -	$ -	$ -
8	**Gas Transmission Plant Total**			**$ 22,318**	**$ 22,274**	**$ 22,231**	**$ 22,188**	**$ 22,144**	**$ 22,101**	**$ 22,058**	**$ 22,015**	**$ 21,971**	**$ 21,928**	**$ 21,885**	**$ 21,841**	**$ 21,798**	**$ 260**
9																	
10																	
11	Gas Distribution Plant	374.3	Williams Land Rights 100%	$ 1,197	$ 1,196	$ 1,194	$ 1,193	$ 1,191	$ 1,190	$ 1,188	$ 1,187	$ 1,185	$ 1,184	$ 1,182	$ 1,181	$ 1,179	$ 9
12		374.31	Wms Impaired Land Rights	$ (437)	$ (437)	$ (436)	$ (436)	$ (435)	$ (434)	$ (434)	$ (433)	$ (433)	$ (432)	$ (432)	$ (431)	$ (431)	$ (3)
13		374.32	Wms HL Imp Land Rights	$ -	$ -	$ -	$ -	$ -	$ -	$ -	$ -	$ -	$ -	$ -	$ -	$ -	$ -
14		376.6	Williams Wrpd Steel 100%	$ 54,480	$ 54,380	$ 54,279	$ 54,179	$ 54,079	$ 53,978	$ 53,878	$ 53,778	$ 53,677	$ 53,577	$ 53,477	$ 53,376	$ 53,276	$ 602
15		376.61	Wms Impaired Wrpd Steel	$ (19,067)	$ (19,033)	$ (18,998)	$ (18,963)	$ (18,928)	$ (18,893)	$ (18,859)	$ (18,824)	$ (18,789)	$ (18,754)	$ (18,720)	$ (18,685)	$ (18,650)	$ (209)
16		376.62	Wms HL Imp Wrpd Steel	$ -	$ -	$ -	$ -	$ -	$ -	$ -	$ -	$ -	$ -	$ -	$ -	$ -	$ -
17		376.7	Williams Mains Plastic 100%	$ 2,361,730	$ 2,357,687	$ 2,353,643	$ 2,349,600	$ 2,345,557	$ 2,341,513	$ 2,337,470	$ 2,333,427	$ 2,329,383	$ 2,325,340	$ 2,321,297	$ 2,317,254	$ 2,313,210	$ 24,260
18		376.71	Wms Impaired Mains Plastic	$ (841,782)	$ (840,381)	$ (838,980)	$ (837,580)	$ (836,179)	$ (834,778)	$ (833,377)	$ (831,976)	$ (830,575)	$ (829,174)	$ (827,773)	$ (826,372)	$ (824,971)	$ (8,406)
19		376.72	Wms HL Imp Mains Plastic	$ -	$ -	$ -	$ -	$ -	$ -	$ -	$ -	$ -	$ -	$ -	$ -	$ -	$ -
20		376.8	Williams Other Equip 100%	$ 2,192	$ 2,184	$ 2,176	$ 2,168	$ 2,160	$ 2,153	$ 2,145	$ 2,137	$ 2,129	$ 2,121	$ 2,114	$ 2,106	$ 2,098	$ 47
21		376.81	Wms Impaired Other Equip	$ (786)	$ (784)	$ (781)	$ (778)	$ (776)	$ (773)	$ (770)	$ (767)	$ (765)	$ (762)	$ (759)	$ (757)	$ (754)	$ (16)
22		376.82	Wms HL Imp Other Equip	$ -	$ -	$ -	$ -	$ -	$ -	$ -	$ -	$ -	$ -	$ -	$ -	$ -	$ -
23		376.9	Williams Mains Anodes 100%	$ 727	$ 722	$ 717	$ 712	$ 707	$ 702	$ 697	$ 691	$ 686	$ 681	$ 676	$ 671	$ 666	$ 31
24		376.91	Williams Impaired Anodes	$ (268)	$ (267)	$ (265)	$ (263)	$ (261)	$ (259)	$ (258)	$ (256)	$ (254)	$ (252)	$ (250)	$ (249)	$ (247)	$ (11)
25		376.92	Wms HL Impaired Anodes	$ -	$ -	$ -	$ -	$ -	$ -	$ -	$ -	$ -	$ -	$ -	$ -	$ -	$ -
26		380.2	Williams Svcs Plastic 100%	$ 3,374	$ 3,356	$ 3,338	$ 3,321	$ 3,303	$ 3,285	$ 3,268	$ 3,250	$ 3,232	$ 3,215	$ 3,197	$ 3,179	$ 3,162	$ 106
27		380.21	Wms Impaired Svcs Plastic	$ (1,250)	$ (1,244)	$ (1,238)	$ (1,232)	$ (1,226)	$ (1,219)	$ (1,213)	$ (1,207)	$ (1,201)	$ (1,195)	$ (1,189)	$ (1,183)	$ (1,177)	$ (37)
28		380.22	Wms HL Imp Svcs Plastic	$ -	$ -	$ -	$ -	$ -	$ -	$ -	$ -	$ -	$ -	$ -	$ -	$ -	$ -
29	**Gas Distribution Plant Total**			**$ 1,560,109**	**$ 1,557,380**	**$ 1,554,651**	**$ 1,551,922**	**$ 1,549,193**	**$ 1,546,464**	**$ 1,543,735**	**$ 1,541,006**	**$ 1,538,277**	**$ 1,535,548**	**$ 1,532,819**	**$ 1,530,090**	**$ 1,527,361**	**$ 16,374**
30																	
31																	
32	**Grand Total**			**$ 1,582,426**	**$ 1,579,654**	**$ 1,576,882**	**$ 1,574,110**	**$ 1,571,337**	**$ 1,568,565**	**$ 1,565,793**	**$ 1,563,021**	**$ 1,560,248**	**$ 1,557,476**	**$ 1,554,704**	**$ 1,551,932**	**$ 1,549,159**	**$ 16,633**
33																	
34																	
35	**Net Plant Balance and 13-Month Average Net Plant**															$ 1,549,159	
36	**Weighted Average Cost of Debt**															3.15%	
37	**Debt Only Return on Net Plant**															$ 48,799	
38	**Weighted Average Cost of Capital**															6.39%	
39	**Full Return On Net Plant**															$ 98,991	
40	**Removal of Equity Return Adjustment for Debt Only Return**															(50,193)	
41																	
42	**Notes:**																
43	(1) The values related to net plant-in-service are hard coded.																
44	(2) The return on assets and associated debt-only return adjustments in the Intervenor Manual Adjustments column is linked to the "Intervenor WACC Change - Future Test Year" in NMGC Exhibit ECB-3, 630 Schedule A-5.4 Test.																

NEW MEXICO GAS COMPANY, INC.

Net Plant Balances
Base Period - 12 Months Ending March 31, 2023
Future Test Year - 12 Months Ending September 30, 2025

	A	B	C	R	S	T	U	V	W	X	Y	Z	AA	AB	AC	AD
3	**Net Plant-In-Service (1)**	**FERC**	**FERC Description**	**Placeholder**	**Adjusted Base Period Ending Balance**	**Linkage Period Beginning Balance 3/31/2023**	**Balance 4/30/2023**	**Balance 5/31/2023**	**Balance 6/30/2023**	**Balance 7/31/2023**	**Balance 8/31/2023**	**Balance 9/30/2023**	**Balance 10/31/2023**	**Balance 11/30/2023**	**Balance 12/31/2023**	**Balance 1/31/2024**
4					S = P + Q + R											
5	**Gas Transmission Plant**	369.1	Williams Fld Mea & Reg 100%	$ -	$ 34,607	$ 34,209	$ 34,143	$ 34,076	$ 34,010	$ 33,944	$ 33,877	$ 33,803	$ 33,730	$ 33,656	$ 33,582	$ 33,508
6		369.11	Wms Impaired Fld Mea/Reg	$ -	$ (12,549)	$ (12,411)	$ (12,388)	$ (12,365)	$ (12,342)	$ (12,319)	$ (12,296)	$ (12,271)	$ (12,245)	$ (12,220)	$ (12,194)	$ (12,168)
7		369.12	Wms HL Imp Fld Mea/Reg	$ -	$ -	$ -	$ -	$ -	$ -	$ -	$ -	$ -	$ -	$ -	$ -	$ -
8	**Gas Transmission Plant Total**			**$ -**	**$ 22,058**	**$ 21,798**	**$ 21,755**	**$ 21,711**	**$ 21,668**	**$ 21,624**	**$ 21,581**	**$ 21,533**	**$ 21,485**	**$ 21,436**	**$ 21,388**	**$ 21,340**
9																
10																
11	**Gas Distribution Plant**	374.3	Williams Land Rights 100%	$ -	$ 1,188	$ 1,179	$ 1,178	$ 1,176	$ 1,175	$ 1,173	$ 1,172	$ 1,171	$ 1,170	$ 1,168	$ 1,167	$ 1,166
12		374.31	Wms Impaired Land Rights	$ -	$ (434)	$ (431)	$ (430)	$ (430)	$ (429)	$ (429)	$ (428)	$ (428)	$ (427)	$ (427)	$ (427)	$ (426)
13		374.32	Wms HL Imp Land Rights	$ -	$ -	$ -	$ -	$ -	$ -	$ -	$ -	$ -	$ -	$ -	$ -	$ -
14		376.6	Williams Wrpd Steel 100%	$ -	$ 53,878	$ 53,276	$ 53,175	$ 53,075	$ 52,974	$ 52,874	$ 52,773	$ 52,678	$ 52,583	$ 52,488	$ 52,393	$ 52,298
15		376.61	Wms Impaired Wrpd Steel	$ -	$ (18,859)	$ (18,650)	$ (18,615)	$ (18,580)	$ (18,546)	$ (18,511)	$ (18,476)	$ (18,443)	$ (18,410)	$ (18,377)	$ (18,344)	$ (18,311)
16		376.62	Wms HL Imp Wrpd Steel	$ -	$ -	$ -	$ -	$ -	$ -	$ -	$ -	$ -	$ -	$ -	$ -	$ -
17		376.7	Williams Mains Plastic 100%	$ -	$ 2,337,470	$ 2,313,210	$ 2,309,160	$ 2,305,110	$ 2,301,060	$ 2,297,011	$ 2,292,961	$ 2,288,748	$ 2,284,535	$ 2,280,322	$ 2,276,110	$ 2,271,897
18		376.71	Wms Impaired Mains Plastic	$ -	$ (833,377)	$ (824,971)	$ (823,568)	$ (822,165)	$ (820,762)	$ (819,358)	$ (817,955)	$ (816,498)	$ (815,041)	$ (813,584)	$ (812,127)	$ (810,670)
19		376.72	Wms HL Imp Mains Plastic	$ -	$ -	$ -	$ -	$ -	$ -	$ -	$ -	$ -	$ -	$ -	$ -	$ -
20		376.8	Williams Other Equip 100%	$ -	$ 2,145	$ 2,098	$ 2,090	$ 2,082	$ 2,075	$ 2,067	$ 2,059	$ 2,051	$ 2,044	$ 2,036	$ 2,028	$ 2,020
21		376.81	Wms Impaired Other Equip	$ -	$ (770)	$ (754)	$ (751)	$ (748)	$ (746)	$ (743)	$ (740)	$ (738)	$ (735)	$ (732)	$ (730)	$ (727)
22		376.82	Wms HL Imp Other Equip	$ -	$ -	$ -	$ -	$ -	$ -	$ -	$ -	$ -	$ -	$ -	$ -	$ -
23		376.9	Williams Mains Anodes 100%	$ -	$ 697	$ 666	$ 660	$ 655	$ 650	$ 645	$ 640	$ 624	$ 609	$ 593	$ 577	$ 562
24		376.91	Williams Impaired Anodes	$ -	$ (258)	$ (247)	$ (245)	$ (243)	$ (241)	$ (240)	$ (238)	$ (232)	$ (227)	$ (222)	$ (216)	$ (211)
25		376.92	Wms HL Impaired Anodes	$ -	$ -	$ -	$ -	$ -	$ -	$ -	$ -	$ -	$ -	$ -	$ -	$ -
26		380.2	Williams Svcs Plastic 100%	$ -	$ 3,268	$ 3,162	$ 3,144	$ 3,126	$ 3,109	$ 3,091	$ 3,073	$ 3,073	$ 3,073	$ 3,073	$ 3,073	$ 3,073
27		380.21	Wms Impaired Svcs Plastic	$ -	$ (1,213)	$ (1,177)	$ (1,171)	$ (1,164)	$ (1,158)	$ (1,152)	$ (1,146)	$ (1,143)	$ (1,141)	$ (1,138)	$ (1,135)	$ (1,133)
28		380.22	Wms HL Imp Svcs Plastic	$ -	$ -	$ -	$ -	$ -	$ -	$ -	$ -	$ -	$ -	$ -	$ -	$ -
29	**Gas Distribution Plant Total**			**$ -**	**$ 1,543,735**	**$ 1,527,361**	**$ 1,524,628**	**$ 1,521,894**	**$ 1,519,161**	**$ 1,516,428**	**$ 1,513,694**	**$ 1,510,863**	**$ 1,508,032**	**$ 1,505,200**	**$ 1,502,369**	**$ 1,499,538**
30																
31																
32	**Grand Total**			**$ -**	**$ 1,565,793**	**$ 1,549,159**	**$ 1,546,382**	**$ 1,543,606**	**$ 1,540,829**	**$ 1,538,052**	**$ 1,535,275**	**$ 1,532,396**	**$ 1,529,516**	**$ 1,526,637**	**$ 1,523,757**	**$ 1,520,878**
33																
34																
35	**Net Plant Balance and 13-Month Average Net Plant**				$ 1,565,793											
36	**Weighted Average Cost of Debt**				3.15%											
37	**Debt Only Return on Net Plant**				$ 49,322											
38	**Weighted Average Cost of Capital**				6.39%											
39	**Full Return On Net Plant**				$ 100,054											
40	**Removal of Equity Return Adjustment for Debt Only Return**				(50,732)											
41																
42	**Notes:**															
43	(1) The values related to net plant-in-service are hard coded.															
44	(2) The return on assets and associated debt-only return adjustments in the Intervenor Manual Adjustments column is linked to the "Intervenor WACC Change - Future Test Year" in NMGC Exhibit ECB-3, 630 Schedule A-5.4 Test.															

Sponsored by NMGC Witness Erik C. Buchanan

WP Plant 7 Williams

NEW MEXICO GAS COMPANY, INC.

Net Plant Balances
Base Period - 12 Months Ending March 31, 2023
Future Test Year - 12 Months Ending September 30, 2025

	A	B	C	AE	AF	AG	AH	AI	AJ	AK	AL	AM	AN	AO	AP	AQ
3	Net Plant-In-Service (1)	FERC	FERC Description	Balance 2/29/2024	Linkage Period Ending 3/31/2024	Balance 4/30/2024	Balance 5/31/2024	Balance 6/30/2024	Balance 7/31/2024	Balance 8/31/2024	Linkage Period 2 Ending 9/30/2024	Future Test Year Beginning Balance 9/30/2024	Balance 10/31/2024	Balance 11/30/2024	Balance 12/31/2024	Balance 1/31/2025
4																
5	Gas Transmission Plant	369.1	Williams Fld Mea & Reg 100%	$ 33,435	$ 33,361	$ 33,287	$ 33,213	$ 33,140	$ 33,066	$ 32,992	$ 32,918	$ 32,918	$ 32,845	$ 32,771	$ 32,697	$ 32,623
6		369.11	Wms Impaired Fld Mea/Reg	$ (12,143)	$ (12,117)	$ (12,092)	$ (12,066)	$ (12,041)	$ (12,015)	$ (11,990)	$ (11,964)	$ (11,964)	$ (11,939)	$ (11,913)	$ (11,887)	$ (11,862)
7		369.12	Wms HL Imp Fld Mea/Reg	$ -	$ -	$ -	$ -	$ -	$ -	$ -	$ -	$ -	$ -	$ -	$ -	$ -
8	**Gas Transmission Plant Total**			**$ 21,292**	**$ 21,244**	**$ 21,195**	**$ 21,147**	**$ 21,099**	**$ 21,051**	**$ 21,003**	**$ 20,954**	**$ 20,954**	**$ 20,906**	**$ 20,858**	**$ 20,810**	**$ 20,762**
9																
10																
11	Gas Distribution Plant	374.3	Williams Land Rights 100%	$ 1,165	$ 1,163	$ 1,162	$ 1,161	$ 1,160	$ 1,158	$ 1,157	$ 1,156	$ 1,156	$ 1,155	$ 1,154	$ 1,152	$ 1,151
12		374.31	Wms Impaired Land Rights	$ (426)	$ (425)	$ (425)	$ (424)	$ (424)	$ (424)	$ (423)	$ (423)	$ (423)	$ (422)	$ (422)	$ (421)	$ (421)
13		374.32	Wms HL Imp Land Rights	$ -	$ -	$ -	$ -	$ -	$ -	$ -	$ -	$ -	$ -	$ -	$ -	$ -
14		376.6	Williams Wrpd Steel 100%	$ 52,202	$ 52,107	$ 52,012	$ 51,917	$ 51,822	$ 51,727	$ 51,632	$ 51,537	$ 51,537	$ 51,442	$ 51,347	$ 51,252	$ 51,157
15		376.61	Wms Impaired Wrpd Steel	$ (18,279)	$ (18,246)	$ (18,213)	$ (18,180)	$ (18,147)	$ (18,114)	$ (18,081)	$ (18,048)	$ (18,048)	$ (18,016)	$ (17,983)	$ (17,950)	$ (17,917)
16		376.62	Wms HL Imp Wrpd Steel	$ -	$ -	$ -	$ -	$ -	$ -	$ -	$ -	$ -	$ -	$ -	$ -	$ -
17		376.7	Williams Mains Plastic 100%	$ 2,267,684	$ 2,263,471	$ 2,259,258	$ 2,255,046	$ 2,250,833	$ 2,246,620	$ 2,242,407	$ 2,238,194	$ 2,238,194	$ 2,233,982	$ 2,229,769	$ 2,225,556	$ 2,221,343
18		376.71	Wms Impaired Mains Plastic	$ (809,213)	$ (807,756)	$ (806,299)	$ (804,842)	$ (803,385)	$ (801,928)	$ (800,471)	$ (799,014)	$ (799,014)	$ (797,557)	$ (796,100)	$ (794,643)	$ (793,186)
19		376.72	Wms HL Imp Mains Plastic	$ -	$ -	$ -	$ -	$ -	$ -	$ -	$ -	$ -	$ -	$ -	$ -	$ -
20		376.8	Williams Other Equip 100%	$ 2,013	$ 2,005	$ 1,997	$ 1,990	$ 1,982	$ 1,974	$ 1,967	$ 1,959	$ 1,959	$ 1,951	$ 1,944	$ 1,936	$ 1,928
21		376.81	Wms Impaired Other Equip	$ (724)	$ (722)	$ (719)	$ (716)	$ (714)	$ (711)	$ (708)	$ (706)	$ (706)	$ (703)	$ (700)	$ (698)	$ (695)
22		376.82	Wms HL Imp Other Equip	$ -	$ -	$ -	$ -	$ -	$ -	$ -	$ -	$ -	$ -	$ -	$ -	$ -
23		376.9	Williams Mains Anodes 100%	$ 546	$ 531	$ 515	$ 499	$ 484	$ 468	$ 453	$ 437	$ 437	$ 421	$ 406	$ 390	$ 375
24		376.91	Williams Impaired Anodes	$ (205)	$ (200)	$ (195)	$ (189)	$ (184)	$ (178)	$ (173)	$ (168)	$ (168)	$ (162)	$ (157)	$ (151)	$ (146)
25		376.92	Wms HL Impaired Anodes	$ -	$ -	$ -	$ -	$ -	$ -	$ -	$ -	$ -	$ -	$ -	$ -	$ -
26		380.2	Williams Svcs Plastic 100%	$ 3,073	$ 3,073	$ 3,073	$ 3,073	$ 3,073	$ 3,073	$ 3,073	$ 3,073	$ 3,073	$ 3,073	$ 3,073	$ 3,073	$ 3,073
27		380.21	Wms Impaired Svcs Plastic	$ (1,130)	$ (1,127)	$ (1,125)	$ (1,122)	$ (1,119)	$ (1,117)	$ (1,114)	$ (1,111)	$ (1,111)	$ (1,108)	$ (1,106)	$ (1,103)	$ (1,100)
28		380.22	Wms HL Imp Svcs Plastic	$ -	$ -	$ -	$ -	$ -	$ -	$ -	$ -	$ -	$ -	$ -	$ -	$ -
29	**Gas Distribution Plant Total**			**$ 1,496,706**	**$ 1,493,875**	**$ 1,491,044**	**$ 1,488,212**	**$ 1,485,381**	**$ 1,482,550**	**$ 1,479,718**	**$ 1,476,887**	**$ 1,476,887**	**$ 1,474,056**	**$ 1,471,224**	**$ 1,468,393**	**$ 1,465,562**
30																
31																
32	**Grand Total**			**$ 1,517,998**	**$ 1,515,119**	**$ 1,512,239**	**$ 1,509,359**	**$ 1,506,480**	**$ 1,503,600**	**$ 1,500,721**	**$ 1,497,841**	**$ 1,497,841**	**$ 1,494,962**	**$ 1,492,082**	**$ 1,489,203**	**$ 1,486,323**
33																
34																
35	**Net Plant Balance and 13-Month Average Net Plant**				$ 1,532,277						$ 1,515,119					
36	**Weighted Average Cost of Debt**				3.17%						3.74%					
37	**Debt Only Return on Net Plant**				$ 48,573						$ 56,665					
38	**Weighted Average Cost of Capital**				6.40%						6.68%					
39	**Full Return On Net Plant**				$ 98,066						$ 101,210					
40	**Removal of Equity Return Adjustment for Debt Only Return**				(49,493)						(44,544)					
41																
42	**Notes:**															
43	(1) The values related to net plant-in-service are hard coded.															
44	(2) The return on assets and associated debt-only return adjustments in the Intervenor Manual Adjustments column is linked to the "Intervenor WACC Change - Future Test Year" in NMGC Exhibit ECB-3, 630 Schedule A-5.4 Test.															

NEW MEXICO GAS COMPANY, INC.

Net Plant Balances
Base Period - 12 Months Ending March 31, 2023
Future Test Year - 12 Months Ending September 30, 2025

	A	B	C	AR	AS	AT	AU	AV	AW	AX	AY	AZ	BA	BB	BC	BD
3	Net Plant-In-Service (1)	FERC	FERC Description	Balance 2/28/2025	Balance 3/31/2025	Balance 4/30/2025	Balance 5/31/2025	Balance 6/30/2025	Balance 7/31/2025	Balance 8/31/2025	Future Test Year Ending 9/30/2025	13-month Average	Other Test Period Adjustments	Adjusted Future Test Year Ending 9/30/2025		Adjusted Base and Test Periods Variance
4																
5	**Gas Transmission Plant**	369.1	Williams Fld Mea & Reg 100%	$ 32,550	$ 32,476	$ 32,402	$ 32,328	$ 32,255	$ 32,181	$ 32,107	$ 32,033	$ 443		$ 32,476		$ (2,131)
6		369.11	Wms Impaired Fld Mea/Reg	$ (11,836)	$ (11,811)	$ (11,785)	$ (11,760)	$ (11,734)	$ (11,709)	$ (11,683)	$ (11,657)	$ (153)		$ (11,811)		$ 738
7		369.12	Wms HL Imp Fld Mea/Reg	$ -	$ -	$ -	$ -	$ -	$ -	$ -	$ -	$ -		$ -		$ -
8	**Gas Transmission Plant Total**			**$ 20,713**	**$ 20,665**	**$ 20,617**	**$ 20,569**	**$ 20,521**	**$ 20,472**	**$ 20,424**	**$ 20,376**	**$ 289**	**$ -**	**$ 20,665**	**$ -**	**$ (1,393)**
9																
10																
11	**Gas Distribution Plant**	374.3	Williams Land Rights 100%	$ 1,150	$ 1,149	$ 1,147	$ 1,146	$ 1,145	$ 1,144	$ 1,143	$ 1,141	$ 7		$ 1,149		$ (40)
12		374.31	Wms Impaired Land Rights	$ (421)	$ (420)	$ (420)	$ (419)	$ (419)	$ (418)	$ (418)	$ (418)	$ (3)		$ (420)		$ 14
13		374.32	Wms HL Imp Land Rights	$ -	$ -	$ -	$ -	$ -	$ -	$ -	$ -	$ -		$ -		$ -
14		376.6	Williams Wrpd Steel 100%	$ 51,061	$ 50,966	$ 50,871	$ 50,776	$ 50,681	$ 50,586	$ 50,491	$ 50,396	$ 571		$ 50,966		$ (2,912)
15		376.61	Wms Impaired Wrpd Steel	$ (17,884)	$ (17,851)	$ (17,818)	$ (17,786)	$ (17,753)	$ (17,720)	$ (17,687)	$ (17,654)	$ (197)		$ (17,851)		$ 1,007
16		376.62	Wms HL Imp Wrpd Steel	$ -	$ -	$ -	$ -	$ -	$ -	$ -	$ -	$ -		$ -		$ -
17		376.7	Williams Mains Plastic 100%	$ 2,217,130	$ 2,212,918	$ 2,208,705	$ 2,204,492	$ 2,200,279	$ 2,196,066	$ 2,191,854	$ 2,187,641	$ 25,277		$ 2,212,918		$ (124,552)
18		376.71	Wms Impaired Mains Plastic	$ (791,729)	$ (790,272)	$ (788,815)	$ (787,358)	$ (785,901)	$ (784,444)	$ (782,987)	$ (781,530)	$ (8,742)		$ (790,272)		$ 43,105
19		376.72	Wms HL Imp Mains Plastic	$ -	$ -	$ -	$ -	$ -	$ -	$ -	$ -	$ -		$ -		$ -
20		376.8	Williams Other Equip 100%	$ 1,921	$ 1,913	$ 1,905	$ 1,897	$ 1,890	$ 1,882	$ 1,874	$ 1,867	$ 46		$ 1,913		$ (232)
21		376.81	Wms Impaired Other Equip	$ (692)	$ (690)	$ (687)	$ (684)	$ (682)	$ (679)	$ (676)	$ (674)	$ (16)		$ (690)		$ 80
22		376.82	Wms HL Imp Other Equip	$ -	$ -	$ -	$ -	$ -	$ -	$ -	$ -	$ -		$ -		$ -
23		376.9	Williams Mains Anodes 100%	$ 359	$ 343	$ 328	$ 312	$ 297	$ 281	$ 265	$ 250	$ 94		$ 343		$ (353)
24		376.91	Williams Impaired Anodes	$ (141)	$ (135)	$ (130)	$ (124)	$ (119)	$ (114)	$ (108)	$ (103)	$ (32)		$ (135)		$ 122
25		376.92	Wms HL Impaired Anodes	$ -	$ -	$ -	$ -	$ -	$ -	$ -	$ -	$ -		$ -		$ -
26		380.2	Williams Svcs Plastic 100%	$ 3,073	$ 3,073	$ 3,073	$ 3,073	$ 3,073	$ 3,073	$ 3,073	$ 3,073	$ -		$ 3,073		$ (194)
27		380.21	Wms Impaired Svcs Plastic	$ (1,098)	$ (1,095)	$ (1,092)	$ (1,090)	$ (1,087)	$ (1,084)	$ (1,082)	$ (1,079)	$ (16)		$ (1,095)		$ 118
28		380.22	Wms HL Imp Svcs Plastic	$ -	$ -	$ -	$ -	$ -	$ -	$ -	$ -	$ -		$ -		$ -
29	**Gas Distribution Plant Total**			**$ 1,462,730**	**$ 1,459,899**	**$ 1,457,068**	**$ 1,454,236**	**$ 1,451,405**	**$ 1,448,574**	**$ 1,445,742**	**$ 1,442,911**	**$ 16,988**	**$ -**	**$ 1,459,899**	**$ -**	**$ (83,836)**
30																
31																
32	**Grand Total**			**$ 1,483,444**	**$ 1,480,564**	**$ 1,477,685**	**$ 1,474,805**	**$ 1,471,926**	**$ 1,469,046**	**$ 1,466,167**	**$ 1,463,287**	**$ 17,277**	**$ -**	**$ 1,480,564**	**$ -**	**$ (85,229)**
33																
34																
35	**Net Plant Balance and 13-Month Average Net Plant**										$ 1,463,287			$ 1,480,564		
36	**Weighted Average Cost of Debt**										3.86%			3.86%		
37	**Debt Only Return on Net Plant**										$ 56,438			$ 57,104		
38	**Weighted Average Cost of Capital**										7.38%			7.38%		
39	**Full Return On Net Plant**										$ 107,958			$ 109,232		
40	**Removal of Equity Return Adjustment for Debt Only Return**										(51,520)			(52,128)		
41																
42	**Notes:**															
43	(1) The values related to net plant-in-service are hard coded.															
44	(2) The return on assets and associated debt-only return adjustments in the Intervenor Manual Adjustments column is linked to the "Intervenor WACC Change - Future Test Year" in NMGC Exhibit ECB-3, 630 Schedule A-5.4 Test.															

NEW MEXICO GAS COMPANY, INC.

Net Plant Balances
Base Period - 12 Months Ending March 31, 2023
Future Test Year - 12 Months Ending September 30, 2025

	A	B	C	BE	BF	BG	BH	BI	BJ	BK
3	**Net Plant-In-Service (1)**	**FERC**	**FERC Description**	**Test Period to Adjusted Base Period Variance - %**		**Intervenor Manual Adjustments (2)**		**Adjusted Future Test Year Including Intervenor Adjustments (2)**		**Rule 630 Schedule or Workpaper Ref.**
4										
5	**Gas Transmission Plant**	369.1	Williams Fld Mea & Reg 100%	-6%				$ 32,476		630 Schedule B-3 Gross Plant; 630 Schedule C-1.1 Accum
6		369.11	Wms Impaired Fld Mea/Reg	-6%				$ (11,811)		630 Schedule B-3 Gross Plant; 630 Schedule C-1.1 Accum
7		369.12	Wms HL Imp Fld Mea/Reg					$ -		630 Schedule B-3 Gross Plant; 630 Schedule C-1.1 Accum
8	**Gas Transmission Plant Total**			**-6%**		**$ -**		**$ 20,665**		
9										
10										
11	**Gas Distribution Plant**	374.3	Williams Land Rights 100%	-3%				$ 1,149		630 Schedule B-3 Gross Plant; 630 Schedule C-1.1 Accum
12		374.31	Wms Impaired Land Rights	-3%				$ (420)		630 Schedule B-3 Gross Plant; 630 Schedule C-1.1 Accum
13		374.32	Wms HL Imp Land Rights					$ -		630 Schedule B-3 Gross Plant; 630 Schedule C-1.1 Accum
14		376.6	Williams Wrpd Steel 100%	-5%				$ 50,966		630 Schedule B-3 Gross Plant; 630 Schedule C-1.1 Accum
15		376.61	Wms Impaired Wrpd Steel	-5%				$ (17,851)		630 Schedule B-3 Gross Plant; 630 Schedule C-1.1 Accum
16		376.62	Wms HL Imp Wrpd Steel					$ -		630 Schedule B-3 Gross Plant; 630 Schedule C-1.1 Accum
17		376.7	Williams Mains Plastic 100%	-5%				$ 2,212,918		630 Schedule B-3 Gross Plant; 630 Schedule C-1.1 Accum
18		376.71	Wms Impaired Mains Plastic	-5%				$ (790,272)		630 Schedule B-3 Gross Plant; 630 Schedule C-1.1 Accum
19		376.72	Wms HL Imp Mains Plastic					$ -		630 Schedule B-3 Gross Plant; 630 Schedule C-1.1 Accum
20		376.8	Williams Other Equip 100%	-11%				$ 1,913		630 Schedule B-3 Gross Plant; 630 Schedule C-1.1 Accum
21		376.81	Wms Impaired Other Equip	-10%				$ (690)		630 Schedule B-3 Gross Plant; 630 Schedule C-1.1 Accum
22		376.82	Wms HL Imp Other Equip					$ -		630 Schedule B-3 Gross Plant; 630 Schedule C-1.1 Accum
23		376.9	Williams Mains Anodes 100%	-51%				$ 343		630 Schedule B-3 Gross Plant; 630 Schedule C-1.1 Accum
24		376.91	Williams Impaired Anodes	-48%				$ (135)		630 Schedule B-3 Gross Plant; 630 Schedule C-1.1 Accum
25		376.92	Wms HL Impaired Anodes					$ -		630 Schedule B-3 Gross Plant; 630 Schedule C-1.1 Accum
26		380.2	Williams Svcs Plastic 100%	-6%				$ 3,073		630 Schedule B-3 Gross Plant; 630 Schedule C-1.1 Accum
27		380.21	Wms Impaired Svcs Plastic	-10%				$ (1,095)		630 Schedule B-3 Gross Plant; 630 Schedule C-1.1 Accum
28		380.22	Wms HL Imp Svcs Plastic					$ -		630 Schedule B-3 Gross Plant; 630 Schedule C-1.1 Accum
29	**Gas Distribution Plant Total**			**-5%**		**$ -**		**$ 1,459,899**		
30										
31										
32	**Grand Total**			**-5%**		**$ -**		**$ 1,480,564**		
33										
34										
35	**Net Plant Balance and 13-Month Average Net Plant**							$ 1,480,564		
36	**Weighted Average Cost of Debt**							3.86%		630 Schedules G-3
37	**Debt Only Return on Net Plant**							$ 57,104		
38	**Weighted Average Cost of Capital**							7.38%		630 Schedules A-5
39	**Full Return On Net Plant**							$ 109,232		
40	**Removal of Equity Return Adjustment for Debt Only Return**							(52,128)		
41										
42	**Notes:**									
43	(1) The values related to net plant-in-service are hard coded.									
44	(2) The return on assets and associated debt-only return adjustments in the Intervenor Manual Adjustments column is linked to the "Intervenor WACC Change - Future Test Year" in NMGC Exhibit ECB-3, 630 Schedule A-5.4 Test.									

Sponsored by NMGC Witness Erik C. Buchanan

WP Plant 7 Williams

NEW MEXICO GAS COMPANY, INC.

Cash Working Capital
Base Period - 12 Months Ending March 31, 2023
Future Test Year - 12 Months Ending September 30, 2025

	A	B	C	D	E	F	G	H	I	J	K	L	M	N	O
4															
5		Revenue	Expense	Net					Base CWC Amounts						
6	Description	Lag Days	Lead Days	(Lead)/Lag		Unadjusted Base Period Ending 3/31/2023	Base Period Adjustments	Adjusted Base Period	Linkage 1 Ending 3/31/2024	Linkage 2 Ending 9/30/2024	Future Test Year Ending 9/30/2025	Future Test Year Adjustments	Adjusted Future Test Year Ending 9/30/2025		Rule 630 Schedule or Workpaper Ref.
7	**Operation & Maintenance:**														
8	Purchased Gas Cost	41.65	(39.24)	2.41		$ 412,769,818	$ (1,581,876)	$ 411,187,942	$ 170,768,739	$ 194,587,968	$ 222,373,540	$ -	$ 222,373,540		ECB-5, WP 3 OM Base Period Adjustments
9	Bad Debt Expense	n/a	n/a	0.00		$ 3,050,627	$ (1,813,988)	$ 1,236,639	$ 1,285,265	$ 1,306,126	$ 1,343,996	$ 5,714	$ 1,349,709		ECB-5, WP 2 OM 630 Sched H1 OM Summary
10	Short-Term Incentive Comp	41.65	(244.53)	(202.88)		$ 6,932,571	$ (1,670,972)	$ 5,261,599	$ 5,668,106	$ 5,765,592	$ 6,412,873	$ -	$ 6,412,873		WP 6 OM Incentive Comp
11	Long-Term Incentive Comp	41.65	(244.45)	(202.80)		$ 1,410,862	$ (1,410,862)	$ -	$ -	$ -	$ -	$ -	$ -		WP 6 OM Incentive Comp
12	Base Compensation	41.65	(11.15)	30.50		$ 45,535,591	$ 4,170,980	$ 49,706,571	$ 50,576,436	$ 51,446,301	$ 57,221,985	$ -	$ 57,221,985		630 Schedule H-4.1
13	Other O&M	41.65	(11.15)	30.50		$ 12,569,824	$ 30,958,411	$ 43,528,235	$ 44,985,147	$ 46,145,091	$ 50,147,987	$ (5,714)	$ 50,142,274		
14	**Total O&M**					**$ 482,269,293**	**$ 28,651,693**	**$ 510,920,986**	**$ 273,283,692**	**$ 299,251,077**	**$ 337,500,381**	**$ -**	**$ 337,500,381**		COS Summary + Row 8
15															
16	Depreciation & Amortization	n/a	n/a	0.00		$ 41,697,215	$ 2,190,292	$ 43,751,241	$ 43,193,233	$ 44,550,021	$ 49,585,313	$ -	$ 49,585,313		COS Summary
17	Taxes Other Than Income Tax	41.65	(171.77)	(130.12)		$ 17,387,410	$ (2,472,841)	$ 14,914,569	$ 16,142,615	$ 16,777,103	$ 18,308,802	$ -	$ 18,308,802		COS Summary
18	Interest on Customer Deposits	41.65	(125.72)	(84.07)		$ 58,967	$ -	$ 58,967	$ 58,967	$ 58,967	$ 58,967	$ -	$ 58,967		COS Summary
19	Rate Case Amortization	n/a	n/a	0.00		$ -	$ 1,060,567	$ 1,060,567	$ 1,274,899	$ 1,274,899	$ 1,311,113	$ -	$ 1,311,113		COS Summary
20	Income Taxes:														
21	Current	41.65	(38.25)	3.40		$ 14,262,395	$ 2,729,705	$ 16,992,100	$ (2,138,946)	$ 4,904,502	$ 3,022,258	$ 1,316,664	$ 4,338,922		630 Schedules H-10
22	Deferred	n/a	n/a	0.00		$ (913,925)	$ (3,216,448)	$ (4,130,373)	$ 15,871,245	$ 9,351,533	$ 12,799,381	$ (754,260)	$ 12,045,121		630 Schedules H-10
23															
24	Return on Rate Base	n/a	n/a	0.00		$ 541,412,875	$ (381,758,231)	$ 159,654,644	$ 56,257,986	$ 60,662,950	$ 72,588,960	$ (886,470)	$ 71,702,489		COS Summary
25	Revenue Credits	n/a	n/a	0.00		$ (13,928,574)	$ 3,215,338	$ (10,713,236)	$ (10,168,770)	$ (10,060,841)	$ (9,662,582)	$ -	$ (9,662,582)		COS Summary
26	Revenue Tax	41.65	(171.77)	(130.12)		$ 3,024,965	$ (1,937,742)	$ 1,087,223	$ 1,134,936	$ 1,181,510	$ 1,343,326	$ (1,648)	$ 1,341,678		COS Summary
27	**Total CWC Components**					**$ 1,085,270,622**	**$ (351,537,668)**	**$ 733,596,688**	**$ 394,909,858**	**$ 427,951,722**	**$ 486,855,918**	**$ (325,714)**	**$ 486,530,204**		Sum Rows 14-26

Sponsored by NMGC Witness Erik C. Buchanan

630 Schedule E-1 CWC

NEW MEXICO GAS COMPANY, INC.

Cash Working Capital
Base Period - 12 Months Ending March 31, 2023
Future Test Year - 12 Months Ending September 30, 2025

	A	B	C	D	E	F	G	H	I	J	K	L	M	N	O
28															
29									Contributed CWC Amounts						
30		Lag Days	Lead Days	(Lead)/Lag		Unadjusted Base Period Ending 3/31/2023	Base Period Adjustments	Adjusted Base Period	Linkage 1 Ending 3/31/2024	Linkage 2 Ending 9/30/2024	Future Test Year Ending 9/30/2025	Future Test Year Adjustments	Adjusted Future Test Year Ending 9/30/2025		
31	**Operation & Maintenance:**														
32	Purchased Gas Cost	41.65	(39.24)	2.41		$ 2,725,412	$ (10,445)	$ 2,714,967	$ 1,127,542	$ 1,284,814	$ 1,468,275	$ -	$ 1,468,275		CWC (Balance/365 * net lead lag)
33	Bad Debt Expense	n/a	n/a	n/a		$ -	$ -	$ -	$ -	$ -	$ -	$ -	$ -		CWC (Balance/365 * net lead lag)
34	Short-Term Incentive Comp	41.65	(244.53)	(202.88)		$ (3,853,370)	$ 928,786	$ (2,924,584)	$ (3,150,535)	$ (3,204,721)	$ (3,564,503)	$ -	$ (3,564,503)		CWC (Balance/365 * net lead lag)
35	Long-Term Incentive Comp	41.65	(244.45)	(202.80)		$ (783,898)	$ 783,898	$ -	$ -	$ -	$ -	$ -	$ -		CWC (Balance/365 * net lead lag)
36	Base Compensation	41.65	(11.15)	30.50		$ 3,805,029	$ 348,534	$ 4,153,563	$ 4,226,250	$ 4,298,937	$ 4,781,563	$ -	$ 4,781,563		CWC (Balance/365 * net lead lag)
37	Other O&M	41.65	(11.15)	30.50		$ 1,050,355	$ 2,586,936	$ 3,637,291	$ 3,759,033	$ 3,855,960	$ 4,190,448	$ (477)	$ 4,189,971		CWC (Balance/365 * net lead lag)
38	**Total O&M**					**$ 2,943,528**	**$ 4,637,709**	**$ 7,581,236**	**$ 5,962,289**	**$ 6,234,990**	**$ 6,875,783**	**$ (477)**	**$ 6,875,305**		**Sum Rows 32-37**
39															
40	Depreciation & Amortization	n/a	n/a	n/a		$ -	$ -	$ -	$ -	$ -	$ -	$ -	$ -		CWC (Balance/365 * net lead lag)
41	Taxes Other Than Income Tax	41.65	(171.77)	(130.12)		$ (6,198,493)	$ 881,551	$ (5,316,942)	$ (5,754,732)	$ (5,980,922)	$ (6,526,962)	$ -	$ (6,526,962)		CWC (Balance/365 * net lead lag)
42	Interest on Customer Deposits	41.65	(125.72)	(84.07)		$ (13,582)	$ -	$ (13,582)	$ (13,582)	$ (13,582)	$ (13,582)	$ -	$ (13,582)		CWC (Balance/365 * net lead lag)
43	Rate Case Amortization	n/a	n/a	n/a		$ -	$ -	$ -	$ -	$ -	$ -	$ -	$ -		CWC (Balance/365 * net lead lag)
44	Income Taxes:														CWC (Balance/365 * net lead lag)
45	Current	41.65	(38.25)	3.40		$ 132,855	$ 25,427	$ 158,283	$ (19,924)	$ 45,686	$ 28,153	$ 12,265	$ 40,417		CWC (Balance/365 * net lead lag)
46	Deferred	n/a	n/a	n/a		$ -	$ -	$ -	$ -	$ -	$ -	$ -	$ -		CWC (Balance/365 * net lead lag)
47															CWC (Balance/365 * net lead lag)
48	Return on Rate Base	n/a	n/a	n/a		$ -	$ -	$ -	$ -	$ -	$ -	$ -	$ -		CWC (Balance/365 * net lead lag)
49	Revenue Credits	n/a	n/a	n/a		$ -	$ -	$ -	$ -	$ -	$ -	$ -	$ -		CWC (Balance/365 * net lead lag)
50	Revenue Tax	41.65	(171.77)	(130.12)		$ (1,078,379)	$ 690,792	$ (387,587)	$ (404,597)	$ (421,200)	$ (478,886)	$ 588	$ (478,299)		CWC (Balance/365 * net lead lag)
51															
52	**Total**					**$ (4,214,071)**	**$ 6,235,479**	**$ 2,021,408**	**$ (230,546)**	**$ (135,029)**	**$ (115,495)**	**$ 12,375**	**$ (103,120)**		**Sum rows 38-50**
53															
54	Working Funds and Other					$ (2,613,151)	$ -	$ (2,613,151)	$ (2,613,151)	$ (2,613,151)	$ (2,613,151)	$ -	$ (2,613,151)		
55	Average Cash-in-Banks (1)					$ 4,059,881	$ -	$ 4,059,881	$ 4,059,881	$ 4,059,881	$ 4,059,881	$ -	$ 4,059,881		
56	**Total Cash Working Capital Requirement**					**$ (2,767,341)**	**$ 6,235,479**	**$ 3,468,138**	**$ 1,216,184**	**$ 1,311,701**	**$ 1,331,235**	**$ 12,375**	**$ 1,343,610**		**Sum Rows 52-55**
57															
58	**Notes:**														
59	(1) Some of these data points are hard-coded and non-fully functional due to circular references in the Model. Please issue a data request if you would like to see further support.														
60	(2) Lead/Lag study performed by outside Consultant. Please refer to testimony of NMGC Witness Buchanan.														

NEW MEXICO GAS COMPANY, INC.

Materials and Supplies
Base Period - 12 Months Ending March 31, 2023
Future Test Year - 12 Months Ending September 30, 2025

	A	B	C	D	E	F	G	H	I	J
1	**Month (1)**	**Base Period Monthly Ending Balance**	**Monthly Activity**	**Base Period Adjustments**	**Adjusted Base Period**	**Linkage 1 Ending 3/31/2024**	**Linkage 2 Ending 9/30/2024**	**Future Test Year Ending 9/30/2025**	**Future Test Year Adjustments (2)**	**Adjusted Future Test Year Ending 9/30/2025**
2										
3	March 2022	$ 4,041,442		$ 552,193	$ 4,593,635	$ 4,593,635	$ 4,593,635	$ 4,593,635	$ -	$ 4,593,635
4	April 2022	$ 4,133,275	$ 91,833	$ 460,360	$ 4,593,635	$ 4,593,635	$ 4,593,635	$ 4,593,635	$ -	$ 4,593,635
5	May 2022	$ 4,155,418	$ 22,143	$ 438,217	$ 4,593,635	$ 4,593,635	$ 4,593,635	$ 4,593,635	$ -	$ 4,593,635
6	June 2022	$ 4,389,558	$ 234,140	$ 204,077	$ 4,593,635	$ 4,593,635	$ 4,593,635	$ 4,593,635	$ -	$ 4,593,635
7	July 2022	$ 4,451,957	$ 62,399	$ 141,678	$ 4,593,635	$ 4,593,635	$ 4,593,635	$ 4,593,635	$ -	$ 4,593,635
8	August 2022	$ 5,499,875	$ 1,047,918	$ (906,240)	$ 4,593,635	$ 4,593,635	$ 4,593,635	$ 4,593,635	$ -	$ 4,593,635
9	September 2022	$ 4,514,847	$ (985,028)	$ 78,788	$ 4,593,635	$ 4,593,635	$ 4,593,635	$ 4,593,635	$ -	$ 4,593,635
10	October 2022	$ 4,646,884	$ 132,037	$ (53,249)	$ 4,593,635	$ 4,593,635	$ 4,593,635	$ 4,593,635	$ -	$ 4,593,635
11	November 2022	$ 4,785,172	$ 138,288	$ (191,537)	$ 4,593,635	$ 4,593,635	$ 4,593,635	$ 4,593,635	$ -	$ 4,593,635
12	December 2022	$ 4,716,114	$ (69,058)	$ (122,479)	$ 4,593,635	$ 4,593,635	$ 4,593,635	$ 4,593,635	$ -	$ 4,593,635
13	January 2023	$ 4,729,323	$ 13,209	$ (135,688)	$ 4,593,635	$ 4,593,635	$ 4,593,635	$ 4,593,635	$ -	$ 4,593,635
14	February 2023	$ 4,808,032	$ 78,709	$ (214,397)	$ 4,593,635	$ 4,593,635	$ 4,593,635	$ 4,593,635	$ -	$ 4,593,635
15	March 2023	$ 4,845,361	$ 37,329	$ (251,726)	$ 4,593,635	$ 4,593,635	$ 4,593,635	$ 4,593,635	$ -	$ 4,593,635
16										
17	**13-Month Average**	**$ 4,593,635**								
18										
19	**Notes:**									
20	(1) These numbers are hard coded. Submit a data request for supporting documentation.									
21	(2) No adjustments have been included in this column since the values for the Future Test Year are presented on a 13-month average basis.									

Sponsored by NMGC Witness Erik C. Buchanan

NEW MEXICO GAS COMPANY, INC.

Prepayments
Base Period - 12 Months Ending March 31, 2023
Future Test Year - 12 Months Ending September 30, 2025

	A	B	C	D	E	F	G	H	I	J	K	L	M
1	Month (1)	Base Period Monthly Ending Balance	Less: STD Facility Fees	Less: S&I Fees	Net Base Period Ending Balance	Monthly Activity	Base Period Adjustments	Adjusted Base Period	Linkage 1 Ending 3/31/2024	Linkage 2 Ending 9/30/2024	Future Test Year Ending 9/30/2025	Future Test Year Adjustments (2)	Adjusted Future Test Year Ending 9/30/2025
2													
3													
4	Mar 22	$ 5,331,428	$ 541,811	$ 234,227	$ 4,555,390		$ (376,913)	$ 4,178,477	$ 4,178,477	$ 4,178,477	$ 4,178,477	$ -	$ 4,178,477
5	Apr 22	$ 5,042,400	$ 532,569	$ -	$ 4,509,831	$ (45,559)	$ (331,354)	$ 4,178,477	$ 4,178,477	$ 4,178,477	$ 4,178,477	$ -	$ 4,178,477
6	May 22	$ 4,185,180	$ 523,064	$ 100,107	$ 3,562,009	$ (947,822)	$ 616,468	$ 4,178,477	$ 4,178,477	$ 4,178,477	$ 4,178,477	$ -	$ 4,178,477
7	Jun 22	$ 3,851,041	$ 512,007	$ 95,880	$ 3,243,154	$ (318,855)	$ 935,323	$ 4,178,477	$ 4,178,477	$ 4,178,477	$ 4,178,477	$ -	$ 4,178,477
8	Jul 22	$ 6,809,550	$ 502,526	$ 91,417	$ 6,215,607	$ 2,972,453	$ (2,037,130)	$ 4,178,477	$ 4,178,477	$ 4,178,477	$ 4,178,477	$ -	$ 4,178,477
9	Aug 22	$ 6,334,763	$ 498,907	$ 91,365	$ 5,744,491	$ (471,116)	$ (1,566,014)	$ 4,178,477	$ 4,178,477	$ 4,178,477	$ 4,178,477	$ -	$ 4,178,477
10	Sep 22	$ 5,638,954	$ 485,831	$ 100,554	$ 5,052,569	$ (691,922)	$ (874,092)	$ 4,178,477	$ 4,178,477	$ 4,178,477	$ 4,178,477	$ -	$ 4,178,477
11	Oct 22	$ 4,897,662	$ 477,988	$ 132,082	$ 4,287,592	$ (764,977)	$ (109,115)	$ 4,178,477	$ 4,178,477	$ 4,178,477	$ 4,178,477	$ -	$ 4,178,477
12	Nov 22	$ 4,326,272	$ 473,214	$ 225,791	$ 3,627,267	$ (660,325)	$ 551,210	$ 4,178,477	$ 4,178,477	$ 4,178,477	$ 4,178,477	$ -	$ 4,178,477
13	Dec 22	$ 4,300,683	$ 479,175	$ 326,555	$ 3,494,953	$ (132,314)	$ 683,524	$ 4,178,477	$ 4,178,477	$ 4,178,477	$ 4,178,477	$ -	$ 4,178,477
14	Jan 23	$ 3,179,165	$ 474,175	$ 400,732	$ 2,304,258	$ (1,190,695)	$ 1,874,219	$ 4,178,477	$ 4,178,477	$ 4,178,477	$ 4,178,477	$ -	$ 4,178,477
15	Feb 23	$ 2,570,947	$ 474,333	$ 338,355	$ 1,758,259	$ (545,999)	$ 2,420,218	$ 4,178,477	$ 4,178,477	$ 4,178,477	$ 4,178,477	$ -	$ 4,178,477
16	Mar 23	$ 6,706,843	$ 476,015	$ 266,004	$ 5,964,824	$ 4,206,565	$ (1,786,347)	$ 4,178,477	$ 4,178,477	$ 4,178,477	$ 4,178,477	$ -	$ 4,178,477
17													
18	**13-Month Average**	**$ 4,859,607**	**$ 496,278**	**$ 184,851**	**$ 4,178,477**								
19													
20	**Notes:**												
21	(1) These numbers are hard coded. Submit a data request for supporting documentation.												
22	(2) No adjustments have been included in this column since the values for the Future Test Year are presented on a 13-month average basis.												

NEW MEXICO GAS COMPANY, INC.

Inventories of Natural Gas in Storage
Base Period - 12 Months Ending March 31, 2023
Future Test Year - 12 Months Ending September 30, 2025

	A	B	C	D	E	F	G	H	I	J	K	L	M
1													
3	**Description**	**Base Period Beginning Balance 3/31/2022**	**Balance 4/30/2022**	**Balance 5/31/2022**	**Balance 6/30/2022**	**Balance 7/31/2022**	**Balance 8/31/2022**	**Balance 9/30/2022**	**Balance 10/31/2022**	**Balance 11/30/2022**	**Balance 12/31/2022**	**Balance 1/31/2023**	**Balance 2/28/2023**
4													
5	**MMBtu's**												
6	Beginning Balance		765,636	969,324	1,055,731	1,184,606	1,236,411	1,236,411	1,301,996	1,511,130	1,585,006	1,543,022	1,283,636
7	Net Injection		349,568	203,698	86,407	128,875	51,805	-	65,585	209,134	73,876	280,543	174,416
8	Withdrawal		(195,602)	-	-	-	-	-	-	-	(102,362)	(231,074)	(422,893)
9	Net Effect of month end estimates and reversals		49,722	(117,291)	42,468	(77,070)	(51,805)	65,585	143,549	(135,258)	(13,498)	(308,855)	(132,129)
10	**Cumulative Balance**	**765,636**	**969,324**	**1,055,731**	**1,184,606**	**1,236,411**	**1,236,411**	**1,301,996**	**1,511,130**	**1,585,006**	**1,543,022**	**1,283,636**	**903,030**
11													
12	**Dollars**												
13	Beginning Balance		$ 3,041,979	$ 4,209,819	$ 4,850,682	$ 5,880,930	$ 6,191,378	$ 6,191,378	$ 6,449,532	$ 7,011,473	$ 7,322,172	$ 7,532,531	$ 6,185,382
14	Net Injection		1,468,280	1,167,879	640,863	1,030,248	310,447	-	258,154	561,941	310,699	1,663,469	766,731
15	Withdrawal		(755,202)	-	-	-	-	-	-	-	(435,829)	(1,088,429)	(2,042,731)
16	Net Effect of month end estimates and reversals		454,762	(527,016)	389,385	(719,801)	(310,447)	258,154	303,787	(251,242)	335,490	(1,922,189)	(790,991)
17	**Cumulative Balance**	**$ 3,041,979**	**$ 4,209,819**	**$ 4,850,682**	**$ 5,880,930**	**$ 6,191,378**	**$ 6,191,378**	**$ 6,449,532**	**$ 7,011,473**	**$ 7,322,172**	**$ 7,532,531**	**$ 6,185,382**	**$ 4,118,392**
18													
19	**Forecasted Price per MMBtu**												
20	Injection at Future Prices		$ 4.20	$ 5.73	$ 7.42	$ 7.99	$ 5.99	$ -	$ 3.94	$ 2.69	$ 4.21	$ 5.93	$ 4.40
21	Withdrawal at storage WACOG		$ 3.973	$ 4.343	$ 4.595	$ 4.964	$ 5.008	$ 5.008	$ 4.954	$ 4.640	$ 4.620	$ 4.882	$ 4.819
22													
23	**Notes:**												
24	(1) Future injections prices are based upon forecasted fuel prices. Fuel during December and January is assumed to be the average cost of fuel from the Permian and San Juan Basins. All other months assume all fuel is sourced from the Permian Basin.												
25	(2) Withdrawals are valued at the previous months weighted average cost of gas in storage.												
26	(3) Storage lease expenses are recorded in FERC 826 and are included in monthly PGAC gas costs (eliminated from COS and not shown on this schedule).												
27	(4) Future injection and Withdrawals are forecasted												
28													

Sponsored by NMGC Witness Erik C. Buchanan

630 Schedule E-4 Storage

NEW MEXICO GAS COMPANY, INC.

Inventories of Natural Gas in Storage
Base Period - 12 Months Ending March 31, 2023
Future Test Year - 12 Months Ending September 30, 2025

	A	N	O	P	Q	R	S	T	U	V	W	X	Y
1													
3	**Description**	**Base Period Ending 3/31/2023**	**Balance 4/30/2023**	**Balance 5/31/2023**	**Balance 6/30/2023**	**Balance 7/31/2023**	**Balance 8/31/2023**	**Balance 9/30/2023**	**Balance 10/31/2023**	**Balance 11/30/2023**	**Balance 12/31/2023**	**Balance 1/31/2024**	**Balance 2/29/2024**
4													
5	**MMBtu's**												
6	Beginning Balance	903,030	856,726	1,174,565	1,367,550	1,555,367	1,602,440	1,644,887	1,702,807	1,957,451	1,883,275	1,933,101	1,749,432
7	Net Injection	125,646	320,602	194,809	187,817	47,074	42,447	57,920	299,102	160,392	371,828	323,194	164,811
8	Withdrawal	(506,252)	(2,763)	(1,824)	-	-	-	-	(44,458)	(234,568)	(322,001)	(506,864)	(808,521)
9	Net Effect of month end estimates and reversals	334,302											
10	**Cumulative Balance**	**856,726**	**1,174,565**	**1,367,550**	**1,555,367**	**1,602,440**	**1,644,887**	**1,702,807**	**1,957,451**	**1,883,275**	**1,933,101**	**1,749,432**	**1,105,722**
11													
12	**Dollars**												
13	Beginning Balance	$ 4,118,392	$ 2,759,490	$ 2,875,303	$ 2,998,437	$ 3,361,237	$ 3,452,168	$ 3,582,861	$ 3,678,314	$ 4,070,561	$ 3,885,431	$ 4,655,242	$ 4,849,408
14	Net Injection	229,908	124,714	127,600	362,800	90,931	130,694	95,452	488,284	302,660	1,434,139	1,414,780	572,883
15	Withdrawal	(2,259,763)	(8,901)	(4,466)	-	-	-	-	(96,037)	(487,790)	(664,328)	(1,220,615)	(2,241,211)
16	Net Effect of month end estimates and reversals	670,953											
17	**Cumulative Balance**	**$ 2,759,490**	**$ 2,875,303**	**$ 2,998,437**	**$ 3,361,237**	**$ 3,452,168**	**$ 3,582,861**	**$ 3,678,314**	**$ 4,070,561**	**$ 3,885,431**	**$ 4,655,242**	**$ 4,849,408**	**$ 3,181,080**
18													
19	**Forecasted Price per MMBtu**												
20	Injection at Future Prices	$ 1.83	$ 0.389	$ 0.655	$ 1.932	$ 1.932	$ 3.079	$ 1.648	$ 1.633	$ 1.887	$ 3.857	$ 4.378	$ 3.476
21	Withdrawal at storage WACOG	$ 4.561	$ 3.221	$ 2.448	$ 2.193	$ 2.161	$ 2.154	$ 2.178	$ 2.160	$ 2.080	$ 2.063	$ 2.408	$ 2.772
22													
23	**Notes:**												
24	(1) Future injections prices are based upon forecasted fuel prices. Fuel during December and January is assumed to be the average cost of fuel from the Permian and San Juan Basins. All other months assume all fuel is sourced from the Permian Basin.												
25	(2) Withdrawals are valued at the previous months weighted average cost of gas in storage.												
26	(3) Storage lease expenses are recorded in FERC 826 and are included in monthly PGAC gas costs (eliminated from COS and not shown on this schedule).												
27	(4) Future injection and Withdrawals are forecasted												
28													

NEW MEXICO GAS COMPANY, INC.

Inventories of Natural Gas in Storage
Base Period - 12 Months Ending March 31, 2023
Future Test Year - 12 Months Ending September 30, 2025

	A	Z	AA	AB	AC	AD	AE	AF	AG	AH	AI	AJ
1												
3	**Description**	**Linkage Period Ending 1 3/31/2024**	**Balance 4/30/2024**	**Balance 5/31/2024**	**Balance 6/30/2024**	**Balance 7/31/2024**	**Balance 8/31/2024**	**Linkage Period 2 Ending 9/30/2024**	**Balance 10/31/2024**	**Balance 11/30/2024**	**Balance 12/31/2024**	**Balance 1/31/2025**
4												
5	**MMBtu's**											
6	Beginning Balance	1,105,722	833,842	1,151,681	1,344,666	1,532,483	1,579,556	1,622,003	1,679,923	1,934,567	1,860,391	1,910,217
7	Net Injection	251,291	320,602	194,809	187,817	47,074	42,447	57,920	299,102	160,392	371,828	323,194
8	Withdrawal	(523,171)	(2,763)	(1,824)	-	-	-	-	(44,458)	(234,568)	(322,001)	(506,864)
9	Net Effect of month end estimates and reversals											
10	**Cumulative Balance**	**833,842**	**1,151,681**	**1,344,666**	**1,532,483**	**1,579,556**	**1,622,003**	**1,679,923**	**1,934,567**	**1,860,391**	**1,910,217**	**1,726,547**
11												
12	**Dollars**											
13	Beginning Balance	$ 3,181,080	$ 2,252,668	$ 2,786,539	$ 3,115,931	$ 3,510,910	$ 3,632,807	$ 3,755,946	$ 3,914,068	$ 4,552,406	$ 4,478,711	$ 5,333,432
14	Net Injection	576,712	541,336	333,806	394,979	121,897	123,138	158,122	741,922	478,290	1,629,906	1,533,554
15	Withdrawal	(1,505,124)	(7,465)	(4,414)	-	-	-	-	(103,584)	(551,984)	(775,186)	(1,415,191)
16	Net Effect of month end estimates and reversals											
17	**Cumulative Balance**	**$ 2,252,668**	**$ 2,786,539**	**$ 3,115,931**	**$ 3,510,910**	**$ 3,632,807**	**$ 3,755,946**	**$ 3,914,068**	**$ 4,552,406**	**$ 4,478,711**	**$ 5,333,432**	**$ 5,451,795**
18												
19	**Forecasted Price per MMBtu**											
20	Injection at Future Prices	$ 2.295	$ 1.689	$ 1.714	$ 2.103	$ 2.590	$ 2.901	$ 2.730	$ 2.481	$ 2.982	$ 4.384	$ 4.745
21	Withdrawal at storage WACOG	$ 2.877	$ 2.702	$ 2.420	$ 2.317	$ 2.291	$ 2.300	$ 2.316	$ 2.330	$ 2.353	$ 2.407	$ 2.792
22												
23	**Notes:**											
24	(1) Future injections prices are based upon forecasted fuel prices. Fuel during December and January is assumed to be the average cost of fuel from the Permian and San Juan Basins. All other months assume all fuel is sourced from the Permian Basin.											
25	(2) Withdrawals are valued at the previous months weighted average cost of gas in storage.											
26	(3) Storage lease expenses are recorded in FERC 826 and are included in monthly PGAC gas costs (eliminated from COS and not shown on this schedule).											
27	(4) Future injection and Withdrawals are forecasted											
28												

NEW MEXICO GAS COMPANY, INC.

Inventories of Natural Gas in Storage
Base Period - 12 Months Ending March 31, 2023
Future Test Year - 12 Months Ending September 30, 2025

	A	AK	AL	AM	AN	AO	AP	AQ	AR	AS	AT
1											
3	Description	Balance 2/28/2025	Balance 3/31/2025	Balance 4/30/2025	Balance 5/31/2025	Balance 6/30/2025	Balance 7/31/2025	Balance 8/31/2025	Future Test Year Ending 9/30/2025	Future Test Year Adjustments	Adjusted Future Test Year
4											
5	**MMBtu's**										
6	Beginning Balance	1,726,547	1,082,838	810,958	1,128,796	1,321,781	1,509,598	1,556,672	1,599,119		
7	Net Injection	164,811	251,291	320,602	194,809	187,817	47,074	42,447	57,920		
8	Withdrawal	(808,521)	(523,171)	(2,763)	(1,824)	-	-	-	-		
9	Net Effect of month end estimates and reversals										
10	**Cumulative Balance**	**1,082,838**	**810,958**	**1,128,796**	**1,321,781**	**1,509,598**	**1,556,672**	**1,599,119**	**1,657,039**		
11											
12	**Dollars**										
13	Beginning Balance	$ 5,451,795	$ 3,557,537	$ 2,619,355	$ 3,403,278	$ 3,905,549	$ 4,426,741	$ 4,572,316	$ 4,710,692		
14	Net Injection	658,750	780,635	792,849	507,770	521,192	145,575	138,377	177,352		
15	Withdrawal	(2,553,007)	(1,718,817)	(8,926)	(5,500)	-	-	-	-		
16	Net Effect of month end estimates and reversals										
17	**Cumulative Balance**	**$ 3,557,537**	**$ 2,619,355**	**$ 3,403,278**	**$ 3,905,549**	**$ 4,426,741**	**$ 4,572,316**	**$ 4,710,692**	**$ 4,888,044**	**$ (594,665)**	**$ 4,293,379**
18											
19	**Forecasted Price per MMBtu**										
20	Injection at Future Prices	$ 3.997	$ 3.107	$ 2.473	$ 2.607	$ 2.775	$ 3.093	$ 3.260	$ 3.062		
21	Withdrawal at storage WACOG	$ 3.158	$ 3.285	$ 3.230	$ 3.015	$ 2.955	$ 2.932	$ 2.937	$ 2.946		
22											
23	**Notes:**										
24	(1) Future injections prices are based upon forecasted fuel prices. Fuel during December and January is assumed to be the average cost of fuel from the Permian and San Juan Basins. All other months assume all fuel is sourced from the Permian Basin.										
25	(2) Withdrawals are valued at the previous months weighted average cost of gas in storage.										
26	(3) Storage lease expenses are recorded in FERC 826 and are included in monthly PGAC gas costs (eliminated from COS and not shown on this schedule).										
27	(4) Future injection and Withdrawals are forecasted										
28											

NEW MEXICO GAS COMPANY, INC.

Other Rate Base, Distribtuion Right of Way Estimates
Base Period - 12 Months Ending March 31, 2023
Future Test Year - 12 Months Ending September 30, 2025

	A	B	C	D	E	F	G	H	I	J	K	L	M
1	Total Base Period Ending Net Book Value PWP Rmng Life 3/31/2022	Monthly Depreciation Expense	Expiration Date	Initial Life	Remaining Life	G/L Accounts	Description	Base Period Beginning Balance 3/31/2022	Period Ending 4/30/2022	Period Ending 5/31/2022	Period Ending 6/30/2022	Period Ending 7/31/2022	Period Ending 8/31/2022
2						1860201 and 1860202	**ROW 1**						
3							Beginning Balance		200,124	199,235	198,345	197,456	196,567
4							Amortization/Expenses		(889)	(889)	(889)	(889)	(889)
5													
6							Renewal Cost						
7							Renewal Term (Years)						
8													
9	**200,124**	**889**	**12/2040**	**300**	**225**		**Ending Balance**	**200,124**	**199,235**	**198,345**	**197,456**	**196,567**	**195,677**
10													
11						1860201 and 1860202	**ROW 2**						
12							Beginning Balance		22,471	22,084	21,696	21,309	20,922
13							Amortization/Expenses		(387)	(387)	(387)	(387)	(387)
14													
15							Renewal Cost						
16							Renewal Term (Years)						
17													
18	**22,471**	**387**	**01/2027**	**217**	**58**		**Ending Balance**	**22,471**	**22,084**	**21,696**	**21,309**	**20,922**	**20,534**
19													
20						1860201 and 1860202	**ROW 3**						
21							Beginning Balance		20,847	20,688	20,529	20,369	20,210
22							Amortization/Expenses		(159)	(159)	(159)	(159)	(159)
23													
24							Renewal Cost						
25							Renewal Term (Years)						
26													
27	**20,847**	**159**	**02/2033**	**289**	**131**		**Ending Balance**	**20,847**	**20,688**	**20,529**	**20,369**	**20,210**	**20,051**
28													
29						1860201 and 1860202	**ROW 4**						
30							Beginning Balance		721,226	716,217	711,209	706,200	701,192
31							Amortization/Expenses		(5,009)	(5,009)	(5,009)	(5,009)	(5,009)
32													
33							Renewal Cost						
34							Renewal Term (Years)						
35													
36	**721,226**	**5,009**	**03/2034**	**300**	**144**		**Ending Balance**	**721,226**	**716,217**	**711,209**	**706,200**	**701,192**	**696,183**
37													

NEW MEXICO GAS COMPANY, INC.

Other Rate Base, Distribtuion Right of Way Estimates
Base Period - 12 Months Ending March 31, 2023
Future Test Year - 12 Months Ending September 30, 2025

	F	G	N	O	P	Q	R	S	T	U	V
1	G/L Accounts	Description	Period Ending 9/30/2022	Period Ending 10/31/2022	Period Ending 11/30/2022	Period Ending 12/31/2022	Period Ending 1/31/2023	Period Ending 2/28/2023	Period Ending 3/31/2023	Total Base Period Ending 3/31/2023	Period Ending 4/30/2023
2	1860201 and 1860202	**ROW 1**									
3		Beginning Balance	195,677	194,788	193,898	193,009	192,119	191,230	190,341	**200,124**	189,451
4		Amortization/Expenses	(889)	(889)	(889)	(889)	(889)	(889)	(889)	**(10,673)**	(889)
5											
6		Renewal Cost									
7		Renewal Term (Years)									
8											
9		**Ending Balance**	**194,788**	**193,898**	**193,009**	**192,119**	**191,230**	**190,341**	**189,451**	**189,451**	**188,562**
10											
11	1860201 and 1860202	**ROW 2**									
12		Beginning Balance	20,534	20,147	19,759	19,372	18,984	18,597	18,209	**22,471**	17,822
13		Amortization/Expenses	(387)	(387)	(387)	(387)	(387)	(387)	(387)	**(4,649)**	(387)
14											
15		Renewal Cost									
16		Renewal Term (Years)									
17											
18		**Ending Balance**	**20,147**	**19,759**	**19,372**	**18,984**	**18,597**	**18,209**	**17,822**	**17,822**	**17,435**
19											
20	1860201 and 1860202	**ROW 3**									
21		Beginning Balance	20,051	19,892	19,733	19,574	19,415	19,255	19,096	**20,847**	18,937
22		Amortization/Expenses	(159)	(159)	(159)	(159)	(159)	(159)	(159)	**(1,910)**	(159)
23											
24		Renewal Cost									
25		Renewal Term (Years)									
26											
27		**Ending Balance**	**19,892**	**19,733**	**19,574**	**19,415**	**19,255**	**19,096**	**18,937**	**18,937**	**18,778**
28											
29	1860201 and 1860202	**ROW 4**									
30		Beginning Balance	696,183	691,175	686,166	681,158	676,149	671,141	666,132	**721,226**	661,124
31		Amortization/Expenses	(5,009)	(5,009)	(5,009)	(5,009)	(5,009)	(5,009)	(5,009)	**(60,102)**	(5,009)
32											
33		Renewal Cost									
34		Renewal Term (Years)									
35											
36		**Ending Balance**	**691,175**	**686,166**	**681,158**	**676,149**	**671,141**	**666,132**	**661,124**	**661,124**	**656,115**
37											

NEW MEXICO GAS COMPANY, INC.

Other Rate Base, Distribtuion Right of Way Estimates
Base Period - 12 Months Ending March 31, 2023
Future Test Year - 12 Months Ending September 30, 2025

	F	G	W	X	Y	Z	AA	AB	AC	AD	AE	AF
1	G/L Accounts	Description	Period Ending 5/31/2023	Period Ending 6/30/2023	Period Ending 7/31/2023	Period Ending 8/31/2023	Period Ending 9/30/2023	Period Ending 10/31/2023	Period Ending 11/30/2023	Period Ending 12/31/2023	Period Ending 1/31/2024	Period Ending 2/29/2024
2	1860201 and 1860202	**ROW 1**										
3		Beginning Balance	188,562	187,672	186,783	185,893	185,004	184,114	183,225	182,336	181,446	180,557
4		Amortization/Expenses	(889)	(889)	(889)	(889)	(889)	(889)	(889)	(889)	(889)	(889)
5												
6		Renewal Cost										
7		Renewal Term (Years)										
8												
9		**Ending Balance**	**187,672**	**186,783**	**185,893**	**185,004**	**184,114**	**183,225**	**182,336**	**181,446**	**180,557**	**179,667**
10												
11	1860201 and 1860202	**ROW 2**										
12		Beginning Balance	17,435	17,047	16,660	16,272	15,885	15,497	15,110	14,723	14,335	13,948
13		Amortization/Expenses	(387)	(387)	(387)	(387)	(387)	(387)	(387)	(387)	(387)	(387)
14												
15		Renewal Cost										
16		Renewal Term (Years)										
17												
18		**Ending Balance**	**17,047**	**16,660**	**16,272**	**15,885**	**15,497**	**15,110**	**14,723**	**14,335**	**13,948**	**13,560**
19												
20	1860201 and 1860202	**ROW 3**										
21		Beginning Balance	18,778	18,619	18,460	18,301	18,142	17,982	17,823	17,664	17,505	17,346
22		Amortization/Expenses	(159)	(159)	(159)	(159)	(159)	(159)	(159)	(159)	(159)	(159)
23												
24		Renewal Cost										
25		Renewal Term (Years)										
26												
27		**Ending Balance**	**18,619**	**18,460**	**18,301**	**18,142**	**17,982**	**17,823**	**17,664**	**17,505**	**17,346**	**17,187**
28												
29	1860201 and 1860202	**ROW 4**										
30		Beginning Balance	656,115	651,107	646,098	641,090	636,081	631,073	626,064	621,056	616,047	611,039
31		Amortization/Expenses	(5,009)	(5,009)	(5,009)	(5,009)	(5,009)	(5,009)	(5,009)	(5,009)	(5,009)	(5,009)
32												
33		Renewal Cost										
34		Renewal Term (Years)										
35												
36		**Ending Balance**	**651,107**	**646,098**	**641,090**	**636,081**	**631,073**	**626,064**	**621,056**	**616,047**	**611,039**	**606,030**
37												

Sponsored by NMGC Witness Erik C. Buchanan

630 Schedule H-7.1 Dist ROW

NEW MEXICO GAS COMPANY, INC.

Other Rate Base, Distribtuion Right of Way Estimates
Base Period - 12 Months Ending March 31, 2023
Future Test Year - 12 Months Ending September 30, 2025

	F	G	AG	AH	AI	AJ	AK	AL	AM	AN	AO	AP
1	G/L Accounts	Description	Period Ending 3/31/2024	Total Linkage Period 1 Ending 3/31/2024	Period Ending 4/30/2024	Period Ending 5/31/2024	Period Ending 6/30/2024	Period Ending 7/31/2024	Period Ending 8/31/2024	Period Ending 9/30/2024	Total Linkage Period 2 Ending 9/30/2024	Period Ending 10/31/2024
2	1860201 and 1860202	**ROW 1**										
3		Beginning Balance	179,667	**189,451**	178,778	177,888	176,999	176,109	175,220	174,331	**184,114**	173,441
4		Amortization/Expenses	(889)	**(10,673)**	(889)	(889)	(889)	(889)	(889)	(889)	**(10,673)**	(889)
5												
6		Renewal Cost		-							-	
7		Renewal Term (Years)										
8												
9		**Ending Balance**	**178,778**	**178,778**	**177,888**	**176,999**	**176,109**	**175,220**	**174,331**	**173,441**	**173,441**	**172,552**
10												
11	1860201 and 1860202	**ROW 2**										
12		Beginning Balance	13,560	**17,822**	13,173	12,785	12,398	12,011	11,623	11,236	**15,497**	10,848
13		Amortization/Expenses	(387)	**(4,649)**	(387)	(387)	(387)	(387)	(387)	(387)	**(4,649)**	(387)
14												
15		Renewal Cost		-							-	
16		Renewal Term (Years)										
17												
18		**Ending Balance**	**13,173**	**13,173**	**12,785**	**12,398**	**12,011**	**11,623**	**11,236**	**10,848**	**10,848**	**10,461**
19												
20	1860201 and 1860202	**ROW 3**										
21		Beginning Balance	17,187	**18,937**	17,028	16,868	16,709	16,550	16,391	16,232	**17,982**	16,073
22		Amortization/Expenses	(159)	**(1,910)**	(159)	(159)	(159)	(159)	(159)	(159)	**(1,910)**	(159)
23												
24		Renewal Cost		-							-	
25		Renewal Term (Years)										
26												
27		**Ending Balance**	**17,028**	**17,028**	**16,868**	**16,709**	**16,550**	**16,391**	**16,232**	**16,073**	**16,073**	**15,914**
28												
29	1860201 and 1860202	**ROW 4**										
30		Beginning Balance	606,030	**661,124**	601,022	596,013	591,005	585,996	580,988	575,979	**631,073**	570,971
31		Amortization/Expenses	(5,009)	**(60,102)**	(5,009)	(5,009)	(5,009)	(5,009)	(5,009)	(5,009)	**(60,102)**	(5,009)
32												
33		Renewal Cost		-							-	
34		Renewal Term (Years)										
35												
36		**Ending Balance**	**601,022**	**601,022**	**596,013**	**591,005**	**585,996**	**580,988**	**575,979**	**570,971**	**570,971**	**565,962**
37												

NEW MEXICO GAS COMPANY, INC.

Other Rate Base, Distribtuion Right of Way Estimates
Base Period - 12 Months Ending March 31, 2023
Future Test Year - 12 Months Ending September 30, 2025

	F	G	AQ	AR	AS	AT	AU	AV	AW	AX	AY	AZ
1	**G/L Accounts**	**Description**	**Period Ending 11/30/2024**	**Period Ending 12/31/2024**	**Period Ending 1/31/2025**	**Period Ending 2/28/2025**	**Period Ending 3/31/2025**	**Period Ending 4/30/2025**	**Period Ending 5/31/2025**	**Period Ending 6/30/2025**	**Period Ending 7/31/2025**	**Period Ending 8/31/2025**
2	**1860201 and 1860202**	**ROW 1**										
3		Beginning Balance	172,552	171,662	170,773	169,883	168,994	168,105	167,215	166,326	165,436	164,547
4		Amortization/Expenses	(889)	(889)	(889)	(889)	(889)	(889)	(889)	(889)	(889)	(889)
5												
6		Renewal Cost										
7		Renewal Term (Years)										
8												
9		**Ending Balance**	**171,662**	**170,773**	**169,883**	**168,994**	**168,105**	**167,215**	**166,326**	**165,436**	**164,547**	**163,657**
10												
11	**1860201 and 1860202**	**ROW 2**										
12		Beginning Balance	10,461	10,073	9,686	9,299	8,911	8,524	8,136	7,749	7,361	6,974
13		Amortization/Expenses	(387)	(387)	(387)	(387)	(387)	(387)	(387)	(387)	(387)	(387)
14												
15		Renewal Cost										
16		Renewal Term (Years)										
17												
18		**Ending Balance**	**10,073**	**9,686**	**9,299**	**8,911**	**8,524**	**8,136**	**7,749**	**7,361**	**6,974**	**6,587**
19												
20	**1860201 and 1860202**	**ROW 3**										
21		Beginning Balance	15,914	15,754	15,595	15,436	15,277	15,118	14,959	14,800	14,640	14,481
22		Amortization/Expenses	(159)	(159)	(159)	(159)	(159)	(159)	(159)	(159)	(159)	(159)
23												
24		Renewal Cost										
25		Renewal Term (Years)										
26												
27		**Ending Balance**	**15,754**	**15,595**	**15,436**	**15,277**	**15,118**	**14,959**	**14,800**	**14,640**	**14,481**	**14,322**
28												
29	**1860201 and 1860202**	**ROW 4**										
30		Beginning Balance	565,962	560,953	555,945	550,936	545,928	540,919	535,911	530,902	525,894	520,885
31		Amortization/Expenses	(5,009)	(5,009)	(5,009)	(5,009)	(5,009)	(5,009)	(5,009)	(5,009)	(5,009)	(5,009)
32												
33		Renewal Cost										
34		Renewal Term (Years)										
35												
36		**Ending Balance**	**560,953**	**555,945**	**550,936**	**545,928**	**540,919**	**535,911**	**530,902**	**525,894**	**520,885**	**515,877**
37												

Sponsored by NMGC Witness Erik C. Buchanan

630 Schedule H-7.1 Dist ROW

NEW MEXICO GAS COMPANY, INC.

Other Rate Base, Distribtuion Right of Way Estimates
Base Period - 12 Months Ending March 31, 2023
Future Test Year - 12 Months Ending September 30, 2025

	F	G	BA	BB	BC	BD	BE	BF
1	G/L Accounts	Description	Period Ending 9/30/2025	Total Future Test Year Ending 9/30/2025	Future Test Year 13-Month Average Adjustment	Future Test Period Adjustments	Total Future Test Period Adjustments	Adjusted Future Test Period Ending 9/30/2025
2	1860201 and 1860202	**ROW 1**						
3		Beginning Balance	163,657	**173,441**				
4		Amortization/Expenses	(889)	**(10,673)**				
5								
6		Renewal Cost		-				
7		Renewal Term (Years)						
8								
9		**Ending Balance**	**162,768**	**162,768**	**5,337**		**5,337**	**168,105**
10								
11	1860201 and 1860202	**ROW 2**						
12		Beginning Balance	6,587	**10,848**				
13		Amortization/Expenses	(387)	**(4,649)**				
14								
15		Renewal Cost		-				
16		Renewal Term (Years)						
17								
18		**Ending Balance**	**6,199**	**6,199**	**2,325**		**2,325**	**8,524**
19								
20	1860201 and 1860202	**ROW 3**						
21		Beginning Balance	14,322	**16,073**				
22		Amortization/Expenses	(159)	**(1,910)**				
23								
24		Renewal Cost		-				
25		Renewal Term (Years)						
26								
27		**Ending Balance**	**14,163**	**14,163**	**955**		**955**	**15,118**
28								
29	1860201 and 1860202	**ROW 4**						
30		Beginning Balance	515,877	**570,971**				
31		Amortization/Expenses	(5,009)	**(60,102)**				
32								
33		Renewal Cost		-				
34		Renewal Term (Years)						
35								
36		**Ending Balance**	**510,868**	**510,868**	**30,051**		**30,051**	**540,919**
37								

Sponsored by NMGC Witness Erik C. Buchanan

630 Schedule H-7.1 Dist ROW

NEW MEXICO GAS COMPANY, INC.

Other Rate Base, Distribtuion Right of Way Estimates
Base Period - 12 Months Ending March 31, 2023
Future Test Year - 12 Months Ending September 30, 2025

	A	B	C	D	E	F	G	H	I	J	K	L	M
1	Total Base Period Ending Net Book Value PWP Rmng Life 3/31/2022	Monthly Depreciation Expense	Expiration Date	Initial Life	Remaining Life	G/L Accounts	Description	Base Period Beginning Balance 3/31/2022	Period Ending 4/30/2022	Period Ending 5/31/2022	Period Ending 6/30/2022	Period Ending 7/31/2022	Period Ending 8/31/2022
38						1860201 and 1860202	**ROW 5**						
39							Beginning Balance		441,777	437,078	432,378	427,678	422,978
40							Amortization/Expenses		(4,700)	(4,700)	(4,700)	(4,700)	(4,700)
41													
42							Renewal Cost						
43							Renewal Term (Years)						
44													
45	**441,777**	**4,700**	**01/2030**	**240**	**94**		**Ending Balance**	**441,777**	**437,078**	**432,378**	**427,678**	**422,978**	**418,278**
46													
47						1860201 and 1860202	**ROW 6**						
48							Beginning Balance		59,603	59,267	58,930	58,593	58,256
49							Amortization/Expenses		(337)	(337)	(337)	(337)	(337)
50													
51							Renewal Cost						
52							Renewal Term (Years)						
53													
54	**59,603**	**337**	**12/2036**	**300**	**177**		**Ending Balance**	**59,603**	**59,267**	**58,930**	**58,593**	**58,256**	**57,920**
55													
56						1860201 and 1860202	**ROW 7**						
57							Beginning Balance		978,155	973,497	968,839	964,181	959,523
58							Amortization/Expenses		(4,658)	(4,658)	(4,658)	(4,658)	(4,658)
59													
60							Renewal Cost						
61							Renewal Term (Years)						
62													
63	**978,155**	**4,658**	**09/2039**	**316**	**210**		**Ending Balance**	**978,155**	**973,497**	**968,839**	**964,181**	**959,523**	**954,865**
64													
65													
66						1860201 and 1860202	**ROW 8**						
67							Beginning Balance		378,379	376,577	374,776	372,974	371,172
68							Amortization/Expenses		(1,802)	(1,802)	(1,802)	(1,802)	(1,802)
69													
70							Renewal Cost						
71							Renewal Term (Years)						
72													
73	**378,379**	**1,802**	**09/2039**	**300**	**210**		**Ending Balance**	**378,379**	**376,577**	**374,776**	**372,974**	**371,172**	**369,370**
74													

Sponsored by NMGC Witness Erik C. Buchanan

630 Schedule H-7.1 Dist ROW

NEW MEXICO GAS COMPANY, INC.

Other Rate Base, Distribtuion Right of Way Estimates
Base Period - 12 Months Ending March 31, 2023
Future Test Year - 12 Months Ending September 30, 2025

	F	G	N	O	P	Q	R	S	T	U	V
1	G/L Accounts	Description	Period Ending 9/30/2022	Period Ending 10/31/2022	Period Ending 11/30/2022	Period Ending 12/31/2022	Period Ending 1/31/2023	Period Ending 2/28/2023	Period Ending 3/31/2023	Total Base Period Ending 3/31/2023	Period Ending 4/30/2023
38	1860201 and 1860202	ROW 5									
39		Beginning Balance	418,278	413,579	408,879	404,179	399,479	394,780	390,080	**441,777**	385,380
40		Amortization/Expenses	(4,700)	(4,700)	(4,700)	(4,700)	(4,700)	(4,700)	(4,700)	**(56,397)**	(4,700)
41											
42		Renewal Cost									
43		Renewal Term (Years)									
44											
45		**Ending Balance**	**413,579**	**408,879**	**404,179**	**399,479**	**394,780**	**390,080**	**385,380**	**385,380**	**380,680**
46											
47	1860201 and 1860202	ROW 6									
48		Beginning Balance	57,920	57,583	57,246	56,909	56,573	56,236	55,899	**59,603**	55,562
49		Amortization/Expenses	(337)	(337)	(337)	(337)	(337)	(337)	(337)	**(4,041)**	(337)
50											
51		Renewal Cost									
52		Renewal Term (Years)									
53											
54		**Ending Balance**	**57,583**	**57,246**	**56,909**	**56,573**	**56,236**	**55,899**	**55,562**	**55,562**	**55,226**
55											
56	1860201 and 1860202	ROW 7									
57		Beginning Balance	954,865	950,207	945,549	940,891	936,234	931,576	926,918	**978,155**	922,260
58		Amortization/Expenses	(4,658)	(4,658)	(4,658)	(4,658)	(4,658)	(4,658)	(4,658)	**(55,895)**	(4,658)
59											
60		Renewal Cost									
61		Renewal Term (Years)									
62											
63		**Ending Balance**	**950,207**	**945,549**	**940,891**	**936,234**	**931,576**	**926,918**	**922,260**	**922,260**	**917,602**
64											
65											
66	1860201 and 1860202	ROW 8									
67		Beginning Balance	369,370	367,568	365,767	363,965	362,163	360,361	358,559	**378,379**	356,757
68		Amortization/Expenses	(1,802)	(1,802)	(1,802)	(1,802)	(1,802)	(1,802)	(1,802)	**(21,622)**	(1,802)
69											
70		Renewal Cost									
71		Renewal Term (Years)									
72											
73		**Ending Balance**	**367,568**	**365,767**	**363,965**	**362,163**	**360,361**	**358,559**	**356,757**	**356,757**	**354,956**
74											

NEW MEXICO GAS COMPANY, INC.

Other Rate Base, Distribtuion Right of Way Estimates
Base Period - 12 Months Ending March 31, 2023
Future Test Year - 12 Months Ending September 30, 2025

	F	G	W	X	Y	Z	AA	AB	AC	AD	AE	AF
1	G/L Accounts	Description	Period Ending 5/31/2023	Period Ending 6/30/2023	Period Ending 7/31/2023	Period Ending 8/31/2023	Period Ending 9/30/2023	Period Ending 10/31/2023	Period Ending 11/30/2023	Period Ending 12/31/2023	Period Ending 1/31/2024	Period Ending 2/29/2024
38	1860201 and 1860202	ROW 5										
39		Beginning Balance	380,680	375,981	371,281	366,581	361,881	357,182	352,482	347,782	343,082	338,383
40		Amortization/Expenses	(4,700)	(4,700)	(4,700)	(4,700)	(4,700)	(4,700)	(4,700)	(4,700)	(4,700)	(4,700)
41												
42		Renewal Cost										
43		Renewal Term (Years)										
44												
45		**Ending Balance**	**375,981**	**371,281**	**366,581**	**361,881**	**357,182**	**352,482**	**347,782**	**343,082**	**338,383**	**333,683**
46												
47	1860201 and 1860202	ROW 6										
48		Beginning Balance	55,226	54,889	54,552	54,215	53,879	53,542	53,205	52,869	52,532	52,195
49		Amortization/Expenses	(337)	(337)	(337)	(337)	(337)	(337)	(337)	(337)	(337)	(337)
50												
51		Renewal Cost										
52		Renewal Term (Years)										
53												
54		**Ending Balance**	**54,889**	**54,552**	**54,215**	**53,879**	**53,542**	**53,205**	**52,869**	**52,532**	**52,195**	**51,858**
55												
56	1860201 and 1860202	ROW 7										
57		Beginning Balance	917,602	912,944	908,286	903,628	898,971	894,313	889,655	884,997	880,339	875,681
58		Amortization/Expenses	(4,658)	(4,658)	(4,658)	(4,658)	(4,658)	(4,658)	(4,658)	(4,658)	(4,658)	(4,658)
59												
60		Renewal Cost										
61		Renewal Term (Years)										
62												
63		**Ending Balance**	**912,944**	**908,286**	**903,628**	**898,971**	**894,313**	**889,655**	**884,997**	**880,339**	**875,681**	**871,023**
64												
65												
66	1860201 and 1860202	ROW 8										
67		Beginning Balance	354,956	353,154	351,352	349,550	347,748	345,947	344,145	342,343	340,541	338,739
68		Amortization/Expenses	(1,802)	(1,802)	(1,802)	(1,802)	(1,802)	(1,802)	(1,802)	(1,802)	(1,802)	(1,802)
69												
70		Renewal Cost										
71		Renewal Term (Years)										
72												
73		**Ending Balance**	**353,154**	**351,352**	**349,550**	**347,748**	**345,947**	**344,145**	**342,343**	**340,541**	**338,739**	**336,938**
74												

Sponsored by NMGC Witness Erik C. Buchanan

NEW MEXICO GAS COMPANY, INC.

Other Rate Base, Distribtuion Right of Way Estimates
Base Period - 12 Months Ending March 31, 2023
Future Test Year - 12 Months Ending September 30, 2025

	F	G	AG	AH	AI	AJ	AK	AL	AM	AN	AO	AP
1	G/L Accounts	Description	Period Ending 3/31/2024	Total Linkage Period 1 Ending 3/31/2024	Period Ending 4/30/2024	Period Ending 5/31/2024	Period Ending 6/30/2024	Period Ending 7/31/2024	Period Ending 8/31/2024	Period Ending 9/30/2024	Total Linkage Period 2 Ending 9/30/2024	Period Ending 10/31/2024
38	**1860201 and 1860202**	**ROW 5**										
39		Beginning Balance	333,683	**385,380**	328,983	324,283	319,584	314,884	310,184	305,484	**357,182**	300,784
40		Amortization/Expenses	(4,700)	**(56,397)**	(4,700)	(4,700)	(4,700)	(4,700)	(4,700)	(4,700)	**(56,397)**	(4,700)
41												
42		Renewal Cost		-							-	
43		Renewal Term (Years)										
44												
45		**Ending Balance**	**328,983**	**328,983**	**324,283**	**319,584**	**314,884**	**310,184**	**305,484**	**300,784**	**300,784**	**296,085**
46												
47	**1860201 and 1860202**	**ROW 6**										
48		Beginning Balance	51,858	**55,562**	51,522	51,185	50,848	50,511	50,175	49,838	**53,542**	49,501
49		Amortization/Expenses	(337)	**(4,041)**	(337)	(337)	(337)	(337)	(337)	(337)	**(4,041)**	(337)
50												
51		Renewal Cost		-							-	
52		Renewal Term (Years)										
53												
54		**Ending Balance**	**51,522**	**51,522**	**51,185**	**50,848**	**50,511**	**50,175**	**49,838**	**49,501**	**49,501**	**49,164**
55												
56	**1860201 and 1860202**	**ROW 7**										
57		Beginning Balance	871,023	**922,260**	866,365	861,708	857,050	852,392	847,734	843,076	**894,313**	838,418
58		Amortization/Expenses	(4,658)	**(55,895)**	(4,658)	(4,658)	(4,658)	(4,658)	(4,658)	(4,658)	**(55,895)**	(4,658)
59												
60		Renewal Cost		-							-	
61		Renewal Term (Years)										
62												
63		**Ending Balance**	**866,365**	**866,365**	**861,708**	**857,050**	**852,392**	**847,734**	**843,076**	**838,418**	**838,418**	**833,760**
64												
65												
66	**1860201 and 1860202**	**ROW 8**										
67		Beginning Balance	336,938	**356,757**	335,136	333,334	331,532	329,730	327,929	326,127	**345,947**	324,325
68		Amortization/Expenses	(1,802)	**(21,622)**	(1,802)	(1,802)	(1,802)	(1,802)	(1,802)	(1,802)	**(21,622)**	(1,802)
69												
70		Renewal Cost		-							-	
71		Renewal Term (Years)										
72												
73		**Ending Balance**	**335,136**	**335,136**	**333,334**	**331,532**	**329,730**	**327,929**	**326,127**	**324,325**	**324,325**	**322,523**
74												

Sponsored by NMGC Witness Erik C. Buchanan

630 Schedule H-7.1 Dist ROW

NEW MEXICO GAS COMPANY, INC.

Other Rate Base, Distribtuion Right of Way Estimates
Base Period - 12 Months Ending March 31, 2023
Future Test Year - 12 Months Ending September 30, 2025

	F	G	AQ	AR	AS	AT	AU	AV	AW	AX	AY	AZ
1	G/L Accounts	Description	Period Ending 11/30/2024	Period Ending 12/31/2024	Period Ending 1/31/2025	Period Ending 2/28/2025	Period Ending 3/31/2025	Period Ending 4/30/2025	Period Ending 5/31/2025	Period Ending 6/30/2025	Period Ending 7/31/2025	Period Ending 8/31/2025
38	1860201 and 1860202	ROW 5										
39		Beginning Balance	296,085	291,385	286,685	281,985	277,286	272,586	267,886	263,186	258,487	253,787
40		Amortization/Expenses	(4,700)	(4,700)	(4,700)	(4,700)	(4,700)	(4,700)	(4,700)	(4,700)	(4,700)	(4,700)
41												
42		Renewal Cost										
43		Renewal Term (Years)										
44												
45		**Ending Balance**	**291,385**	**286,685**	**281,985**	**277,286**	**272,586**	**267,886**	**263,186**	**258,487**	**253,787**	**249,087**
46												
47	1860201 and 1860202	ROW 6										
48		Beginning Balance	49,164	48,828	48,491	48,154	47,817	47,481	47,144	46,807	46,470	46,134
49		Amortization/Expenses	(337)	(337)	(337)	(337)	(337)	(337)	(337)	(337)	(337)	(337)
50												
51		Renewal Cost										
52		Renewal Term (Years)										
53												
54		**Ending Balance**	**48,828**	**48,491**	**48,154**	**47,817**	**47,481**	**47,144**	**46,807**	**46,470**	**46,134**	**45,797**
55												
56	1860201 and 1860202	ROW 7										
57		Beginning Balance	833,760	829,102	824,444	819,787	815,129	810,471	805,813	801,155	796,497	791,839
58		Amortization/Expenses	(4,658)	(4,658)	(4,658)	(4,658)	(4,658)	(4,658)	(4,658)	(4,658)	(4,658)	(4,658)
59												
60		Renewal Cost										
61		Renewal Term (Years)										
62												
63		**Ending Balance**	**829,102**	**824,444**	**819,787**	**815,129**	**810,471**	**805,813**	**801,155**	**796,497**	**791,839**	**787,181**
64												
65												
66	1860201 and 1860202	ROW 8										
67		Beginning Balance	322,523	320,721	318,919	317,118	315,316	313,514	311,712	309,910	308,109	306,307
68		Amortization/Expenses	(1,802)	(1,802)	(1,802)	(1,802)	(1,802)	(1,802)	(1,802)	(1,802)	(1,802)	(1,802)
69												
70		Renewal Cost										
71		Renewal Term (Years)										
72												
73		**Ending Balance**	**320,721**	**318,919**	**317,118**	**315,316**	**313,514**	**311,712**	**309,910**	**308,109**	**306,307**	**304,505**
74												

NEW MEXICO GAS COMPANY, INC.

Other Rate Base, Distribtuion Right of Way Estimates
Base Period - 12 Months Ending March 31, 2023
Future Test Year - 12 Months Ending September 30, 2025

	F	G	BA	BB	BC	BD	BE	BF
1	G/L Accounts	Description	Period Ending 9/30/2025	Total Future Test Year Ending 9/30/2025	Future Test Year 13-Month Average Adjustment	Future Test Period Adjustments	Total Future Test Period Adjustments	Adjusted Future Test Period Ending 9/30/2025
38	1860201 and 1860202	**ROW 5**						
39		Beginning Balance	249,087	**300,784**				
40		Amortization/Expenses	(4,700)	**(56,397)**				
41								
42		Renewal Cost		-				
43		Renewal Term (Years)						
44								
45		**Ending Balance**	**244,387**	**244,387**	**28,199**		**28,199**	**272,586**
46								
47	1860201 and 1860202	**ROW 6**						
48		Beginning Balance	45,797	**49,501**				
49		Amortization/Expenses	(337)	**(4,041)**				
50								
51		Renewal Cost		-				
52		Renewal Term (Years)						
53								
54		**Ending Balance**	**45,460**	**45,460**	**2,020**		**2,020**	**47,481**
55								
56	1860201 and 1860202	**ROW 7**						
57		Beginning Balance	787,181	**838,418**				
58		Amortization/Expenses	(4,658)	**(55,895)**				
59								
60		Renewal Cost		-				
61		Renewal Term (Years)						
62								
63		**Ending Balance**	**782,524**	**782,524**	**27,947**		**27,947**	**810,471**
64								
65								
66	1860201 and 1860202	**ROW 8**						
67		Beginning Balance	304,505	**324,325**				
68		Amortization/Expenses	(1,802)	**(21,622)**				
69								
70		Renewal Cost		-				
71		Renewal Term (Years)						
72								
73		**Ending Balance**	**302,703**	**302,703**	**10,811**		**10,811**	**313,514**
74								

NEW MEXICO GAS COMPANY, INC.

Other Rate Base, Distribtuion Right of Way Estimates
Base Period - 12 Months Ending March 31, 2023
Future Test Year - 12 Months Ending September 30, 2025

	A	B	C	D	E	F	G	H	I	J	K	L	M
1	Total Base Period Ending Net Book Value PWP Rmng Life 3/31/2022	Monthly Depreciation Expense	Expiration Date	Initial Life	Remaining Life	G/L Accounts	Description	Base Period Beginning Balance 3/31/2022	Period Ending 4/30/2022	Period Ending 5/31/2022	Period Ending 6/30/2022	Period Ending 7/31/2022	Period Ending 8/31/2022
75						1860201 and 1860202	**ROW 9**						
76							Beginning Balance		218,089	217,191	216,294	215,396	214,499
77							Amortization/Expenses		(897)	(897)	(897)	(897)	(897)
78													
79							Renewal Cost						
80							Renewal Term (Years)						
81													
82	**218,089**	**897**	**06/2042**	**300**	**243**		**Ending Balance**	**218,089**	**217,191**	**216,294**	**215,396**	**214,499**	**213,601**
83													
84						1860201 and 1860202	**ROW 10**						
85							Beginning Balance		52,514	42,011	31,508	21,006	10,503
86							Amortization/Expenses		(10,503)	(10,503)	(10,503)	(10,503)	(10,503)
87													
88							Renewal Cost						
89							Renewal Term (Years)						
90													
91	**52,514**	**10,503**	**08/2022**	**17**	**5**		**Ending Balance**	**52,514**	**42,011**	**31,508**	**21,006**	**10,503**	**-**
92													
93						1860201 and 1860202	**ROW 11**						
94							Beginning Balance		121,901	108,356	94,812	81,267	67,723
95							Amortization/Expenses		(13,545)	(13,545)	(13,545)	(13,545)	(13,545)
96													
97							Renewal Cost						
98							Renewal Term (Years)						
99													
100	**121,901**	**13,545**	**12/2022**	**11**	**9**		**Ending Balance**	**121,901**	**108,356**	**94,812**	**81,267**	**67,723**	**54,178**
101													
102						1860201 and 1860202	**ROW 12**						
103							Beginning Balance		-	-	-	-	-
104							Amortization/Expenses		-	-	-	-	-
105													
106							Renewal Cost						
107							Renewal Term (Years)						
108													
109	**-**	**14,813**	**12/2023**	**12**	**12**		**Ending Balance**	**-**	**-**	**-**	**-**	**-**	**-**
110													

Sponsored by NMGC Witness Erik C. Buchanan

NEW MEXICO GAS COMPANY, INC.

Other Rate Base, Distribtuion Right of Way Estimates
Base Period - 12 Months Ending March 31, 2023
Future Test Year - 12 Months Ending September 30, 2025

	F	G	N	O	P	Q	R	S	T	U	V
1	G/L Accounts	Description	Period Ending 9/30/2022	Period Ending 10/31/2022	Period Ending 11/30/2022	Period Ending 12/31/2022	Period Ending 1/31/2023	Period Ending 2/28/2023	Period Ending 3/31/2023	Total Base Period Ending 3/31/2023	Period Ending 4/30/2023
75	1860201 and 1860202	ROW 9									
76		Beginning Balance	213,601	212,704	211,806	210,909	210,011	209,114	208,216	**218,089**	207,319
77		Amortization/Expenses	(897)	(897)	(897)	(897)	(897)	(897)	(897)	**(10,770)**	(897)
78											
79		Renewal Cost									
80		Renewal Term (Years)									
81											
82		**Ending Balance**	**212,704**	**211,806**	**210,909**	**210,011**	**209,114**	**208,216**	**207,319**	**207,319**	**206,421**
83											
84	1860201 and 1860202	ROW 10									
85		Beginning Balance	-	-	-	-	-	-	-	**52,514**	-
86		Amortization/Expenses	-	-	-	-	-	-	-	**(52,514)**	-
87											
88		Renewal Cost									
89		Renewal Term (Years)									
90											
91		**Ending Balance**	-	-	-	-	-	-	-	-	-
92											
93	1860201 and 1860202	ROW 11									
94		Beginning Balance	54,178	40,634	27,089	13,545	0	-	-	**121,901**	-
95		Amortization/Expenses	(13,545)	(13,545)	(13,545)	(13,545)	(0)	-	-	**(121,901)**	-
96											
97		Renewal Cost									
98		Renewal Term (Years)									
99											
100		**Ending Balance**	**40,634**	**27,089**	**13,545**	**0**	-	-	-	-	-
101											
102	1860201 and 1860202	ROW 12									
103		Beginning Balance	-	-	-	-	177,753	162,940	148,127	-	133,314
104		Amortization/Expenses	-	-	-	-	(14,813)	(14,813)	(14,813)	**(44,438)**	(14,813)
105											
106		Renewal Cost				177,753				177,753	
107		Renewal Term (Years)									
108											
109		**Ending Balance**	-	-	-	**177,753**	**162,940**	**148,127**	**133,314**	**133,314**	**118,502**
110											

NEW MEXICO GAS COMPANY, INC.

Other Rate Base, Distribtuion Right of Way Estimates
Base Period - 12 Months Ending March 31, 2023
Future Test Year - 12 Months Ending September 30, 2025

	F	G	W	X	Y	Z	AA	AB	AC	AD	AE	AF
1	G/L Accounts	Description	Period Ending 5/31/2023	Period Ending 6/30/2023	Period Ending 7/31/2023	Period Ending 8/31/2023	Period Ending 9/30/2023	Period Ending 10/31/2023	Period Ending 11/30/2023	Period Ending 12/31/2023	Period Ending 1/31/2024	Period Ending 2/29/2024
75	1860201 and 1860202	ROW 9										
76		Beginning Balance	206,421	205,524	204,627	203,729	202,832	201,934	201,037	200,139	199,242	198,344
77		Amortization/Expenses	(897)	(897)	(897)	(897)	(897)	(897)	(897)	(897)	(897)	(897)
78												
79		Renewal Cost										
80		Renewal Term (Years)										
81												
82		**Ending Balance**	**205,524**	**204,627**	**203,729**	**202,832**	**201,934**	**201,037**	**200,139**	**199,242**	**198,344**	**197,447**
83												
84	1860201 and 1860202	ROW 10										
85		Beginning Balance	-	-	-	-	-	-	-	-	-	-
86		Amortization/Expenses	-	-	-	-	-	-	-	-	-	-
87												
88		Renewal Cost										
89		Renewal Term (Years)										
90												
91		**Ending Balance**	-	-	-	-	-	-	-	-	-	-
92												
93	1860201 and 1860202	ROW 11										
94		Beginning Balance	-	-	-	-	-	-	-	-	-	-
95		Amortization/Expenses	-	-	-	-	-	-	-	-	-	-
96												
97		Renewal Cost										
98		Renewal Term (Years)										
99												
100		**Ending Balance**	-	-	-	-	-	-	-	-	-	-
101												
102	1860201 and 1860202	ROW 12										
103		Beginning Balance	118,502	103,689	88,876	74,064	59,251	44,438	29,625	14,813	0	-
104		Amortization/Expenses	(14,813)	(14,813)	(14,813)	(14,813)	(14,813)	(14,813)	(14,813)	(14,813)	(0)	-
105												
106		Renewal Cost										
107		Renewal Term (Years)										
108												
109		**Ending Balance**	**103,689**	**88,876**	**74,064**	**59,251**	**44,438**	**29,625**	**14,813**	**0**	**-**	**-**
110												

Sponsored by NMGC Witness Erik C. Buchanan

NEW MEXICO GAS COMPANY, INC.

Other Rate Base, Distribtuion Right of Way Estimates
Base Period - 12 Months Ending March 31, 2023
Future Test Year - 12 Months Ending September 30, 2025

	F	G	AG	AH	AI	AJ	AK	AL	AM	AN	AO	AP
1	G/L Accounts	Description	Period Ending 3/31/2024	Total Linkage Period 1 Ending 3/31/2024	Period Ending 4/30/2024	Period Ending 5/31/2024	Period Ending 6/30/2024	Period Ending 7/31/2024	Period Ending 8/31/2024	Period Ending 9/30/2024	Total Linkage Period 2 Ending 9/30/2024	Period Ending 10/31/2024
75	1860201 and 1860202	**ROW 9**										
76		Beginning Balance	197,447	**207,319**	196,549	195,652	194,754	193,857	192,959	192,062	**201,934**	191,164
77		Amortization/Expenses	(897)	**(10,770)**	(897)	(897)	(897)	(897)	(897)	(897)	**(10,770)**	(897)
78												
79		Renewal Cost		-							-	
80		Renewal Term (Years)										
81												
82		**Ending Balance**	**196,549**	**196,549**	**195,652**	**194,754**	**193,857**	**192,959**	**192,062**	**191,164**	**191,164**	**190,267**
83												
84	1860201 and 1860202	**ROW 10**										
85		Beginning Balance	-	-	-	-	-	-	-	-	-	-
86		Amortization/Expenses	-	-	-	-	-	-	-	-	-	-
87												
88		Renewal Cost		-							-	
89		Renewal Term (Years)										
90												
91		**Ending Balance**	-	-	-	-	-	-	-	-	-	-
92												
93	1860201 and 1860202	**ROW 11**										
94		Beginning Balance	-	-	-	-	-	-	-	-	-	-
95		Amortization/Expenses	-	-	-	-	-	-	-	-	-	-
96												
97		Renewal Cost		-							-	
98		Renewal Term (Years)										
99												
100		**Ending Balance**	-	-	-	-	-	-	-	-	-	-
101												
102	1860201 and 1860202	**ROW 12**										
103		Beginning Balance	-	**133,314**	-	-	-	-	-	-	**44,438**	-
104		Amortization/Expenses	-	**(133,314)**	-	-	-	-	-	-	**(44,438)**	-
105												
106		Renewal Cost		-							-	
107		Renewal Term (Years)										
108												
109		**Ending Balance**	-	-	-	-	-	-	-	-	-	-
110												

Sponsored by NMGC Witness Erik C. Buchanan

630 Schedule H-7.1 Dist ROW

NEW MEXICO GAS COMPANY, INC.

Other Rate Base, Distribtuion Right of Way Estimates
Base Period - 12 Months Ending March 31, 2023
Future Test Year - 12 Months Ending September 30, 2025

	F	G	AQ	AR	AS	AT	AU	AV	AW	AX	AY	AZ
1	G/L Accounts	Description	Period Ending 11/30/2024	Period Ending 12/31/2024	Period Ending 1/31/2025	Period Ending 2/28/2025	Period Ending 3/31/2025	Period Ending 4/30/2025	Period Ending 5/31/2025	Period Ending 6/30/2025	Period Ending 7/31/2025	Period Ending 8/31/2025
75	1860201 and 1860202	ROW 9										
76		Beginning Balance	190,267	189,369	188,472	187,574	186,677	185,779	184,882	183,984	183,087	182,189
77		Amortization/Expenses	(897)	(897)	(897)	(897)	(897)	(897)	(897)	(897)	(897)	(897)
78												
79		Renewal Cost										
80		Renewal Term (Years)										
81												
82		**Ending Balance**	**189,369**	**188,472**	**187,574**	**186,677**	**185,779**	**184,882**	**183,984**	**183,087**	**182,189**	**181,292**
83												
84	1860201 and 1860202	ROW 10										
85		Beginning Balance	-	-	-	-	-	-	-	-	-	-
86		Amortization/Expenses	-	-	-	-	-	-	-	-	-	-
87												
88		Renewal Cost										
89		Renewal Term (Years)										
90												
91		**Ending Balance**	-	-	-	-	-	-	-	-	-	-
92												
93	1860201 and 1860202	ROW 11										
94		Beginning Balance	-	-	-	-	-	-	-	-	-	-
95		Amortization/Expenses	-	-	-	-	-	-	-	-	-	-
96												
97		Renewal Cost										
98		Renewal Term (Years)										
99												
100		**Ending Balance**	-	-	-	-	-	-	-	-	-	-
101												
102	1860201 and 1860202	ROW 12										
103		Beginning Balance	-	-	-	-	-	-	-	-	-	-
104		Amortization/Expenses	-	-	-	-	-	-	-	-	-	-
105												
106		Renewal Cost										
107		Renewal Term (Years)										
108												
109		**Ending Balance**	-	-	-	-	-	-	-	-	-	-
110												

Sponsored by NMGC Witness Erik C. Buchanan

630 Schedule H-7.1 Dist ROW

NEW MEXICO GAS COMPANY, INC.

Other Rate Base, Distribtuion Right of Way Estimates
Base Period - 12 Months Ending March 31, 2023
Future Test Year - 12 Months Ending September 30, 2025

	F	G	BA	BB	BC	BD	BE	BF
1	G/L Accounts	Description	Period Ending 9/30/2025	Total Future Test Year Ending 9/30/2025	Future Test Year 13-Month Average Adjustment	Future Test Period Adjustments	Total Future Test Period Adjustments	Adjusted Future Test Period Ending 9/30/2025
75	1860201 and 1860202	ROW 9						
76		Beginning Balance	181,292	191,164				
77		Amortization/Expenses	(897)	(10,770)				
78								
79		Renewal Cost		-				
80		Renewal Term (Years)						
81								
82		Ending Balance	180,394	180,394	5,385		5,385	185,779
83								
84	1860201 and 1860202	ROW 10						
85		Beginning Balance	-	-				
86		Amortization/Expenses	-	-				
87								
88		Renewal Cost		-				
89		Renewal Term (Years)						
90								
91		Ending Balance	-	-	-		-	-
92								
93	1860201 and 1860202	ROW 11						
94		Beginning Balance	-	-				
95		Amortization/Expenses	-	-				
96								
97		Renewal Cost		-				
98		Renewal Term (Years)						
99								
100		Ending Balance	-	-	-		-	-
101								
102	1860201 and 1860202	ROW 12						
103		Beginning Balance	-	-				
104		Amortization/Expenses	-	-				
105								
106		Renewal Cost		-				
107		Renewal Term (Years)						
108								
109		Ending Balance	-	-	-		-	-
110								

Sponsored by NMGC Witness Erik C. Buchanan

NEW MEXICO GAS COMPANY, INC.

Other Rate Base, Distribtuion Right of Way Estimates
Base Period - 12 Months Ending March 31, 2023
Future Test Year - 12 Months Ending September 30, 2025

	A	B	C	D	E	F	G	H	I	J	K	L	M
1	Total Base Period Ending Net Book Value PWP Rmng Life 3/31/2022	Monthly Depreciation Expense	Expiration Date	Initial Life	Remaining Life	G/L Accounts	Description	Base Period Beginning Balance 3/31/2022	Period Ending 4/30/2022	Period Ending 5/31/2022	Period Ending 6/30/2022	Period Ending 7/31/2022	Period Ending 8/31/2022
111						1860201 and 1860202	**ROW 13**						
112							Beginning Balance		-	-	-	-	-
113							Amortization/Expenses		-	-	-	-	-
114													
115							Renewal Cost						
116							Renewal Term (Years)						
117													
118	-	906	06/2044	240	155		**Ending Balance**	-	-	-	-	-	-
119													
120						1860201 and 1860202	**ROW 14**						
121							Beginning Balance		-	-	-	-	-
122							Amortization/Expenses		-	-	-	-	-
123													
124							Renewal Cost						
125							Renewal Term (Years)						
126													
127	-	13,357	12/2024	12	12		**Ending Balance**	-	-	-	-	-	-
128													
129						1860201 and 1860202	**ROW 15**						
130							Beginning Balance		-	-	-	-	-
131							Amortization/Expenses		-	-	-	-	-
132													
133							Renewal Cost						
134							Renewal Term (Years)						
135													
136	-	13,357	12/2025	12	12		**Ending Balance**	-	-	-	-	-	-
137													
138													
139													
140													
141													
142							**Total Accounts: 1860201 and 1860202**						
143							Beginning Balance		3,215,086	3,172,201	3,129,315	3,086,430	3,043,544
144							Amortization/Expenses		(42,886)	(42,886)	(42,886)	(42,886)	(42,886)
145													
146							Renewal Cost		-	-	-	-	-
147							Renewal Term (Years)						
148													
149	3,215,086						**Ending Balance**	3,215,086	3,172,201	3,129,315	3,086,430	3,043,544	3,000,659
150													

NEW MEXICO GAS COMPANY, INC.

Other Rate Base, Distribtuion Right of Way Estimates
Base Period - 12 Months Ending March 31, 2023
Future Test Year - 12 Months Ending September 30, 2025

	F	G	N	O	P	Q	R	S	T	U	V
1	G/L Accounts	Description	Period Ending 9/30/2022	Period Ending 10/31/2022	Period Ending 11/30/2022	Period Ending 12/31/2022	Period Ending 1/31/2023	Period Ending 2/28/2023	Period Ending 3/31/2023	Total Base Period Ending 3/31/2023	Period Ending 4/30/2023
111	1860201 and 1860202	ROW 13									
112		Beginning Balance	-	-	-	-	-	-	-	-	-
113		Amortization/Expenses	-	-	-	-	-	-	-	-	-
114											
115		Renewal Cost									
116		Renewal Term (Years)									
117											
118		**Ending Balance**	-	-	-	-	-	-	-	-	-
119											
120	1860201 and 1860202	ROW 14									
121		Beginning Balance	-	-	-	-	-	-	-	-	-
122		Amortization/Expenses	-	-	-	-	-	-	-	-	-
123											
124		Renewal Cost									
125		Renewal Term (Years)									
126											
127		**Ending Balance**	-	-	-	-	-	-	-	-	-
128											
129	1860201 and 1860202	ROW 15									
130		Beginning Balance	-	-	-	-	-	-	-	-	-
131		Amortization/Expenses	-	-	-	-	-	-	-	-	-
132											
133		Renewal Cost									
134		Renewal Term (Years)									
135											
136		**Ending Balance**	-	-	-	-	-	-	-	-	-
137											
138											
139											
140											
141											
142		**Total Accounts: 1860201 and 1860202**									
143		Beginning Balance	3,000,659	2,968,276	2,935,893	2,903,510	3,048,880	3,015,229	2,981,578	3,215,086	2,947,927
144		Amortization/Expenses	(32,383)	(32,383)	(32,383)	(32,383)	(33,651)	(33,651)	(33,651)	(444,912)	(33,651)
145											
146		Renewal Cost	-	-	-	177,753	-	-	-	177,753	-
147		Renewal Term (Years)									
148											
149		**Ending Balance**	**2,968,276**	**2,935,893**	**2,903,510**	**3,048,880**	**3,015,229**	**2,981,578**	**2,947,927**	**2,947,927**	**2,914,276**
150											

Sponsored by NMGC Witness Erik C. Buchanan

630 Schedule H-7.1 Dist ROW

NEW MEXICO GAS COMPANY, INC.

Other Rate Base, Distribtuion Right of Way Estimates
Base Period - 12 Months Ending March 31, 2023
Future Test Year - 12 Months Ending September 30, 2025

	F	G	W	X	Y	Z	AA	AB	AC	AD	AE	AF
1	G/L Accounts	Description	Period Ending 5/31/2023	Period Ending 6/30/2023	Period Ending 7/31/2023	Period Ending 8/31/2023	Period Ending 9/30/2023	Period Ending 10/31/2023	Period Ending 11/30/2023	Period Ending 12/31/2023	Period Ending 1/31/2024	Period Ending 2/29/2024
111	1860201 and 1860202	ROW 13										
112		Beginning Balance	-	-	-	-	-	-	-	-	-	-
113		Amortization/Expenses	-	-	-	-	-	-	-	-	-	-
114												
115		Renewal Cost										
116		Renewal Term (Years)										
117												
118		**Ending Balance**	-	-	-	-	-	-	-	-	-	-
119												
120	1860201 and 1860202	ROW 14										
121		Beginning Balance	-	-	-	-	-	-	-	-	-	160,286
122		Amortization/Expenses	-	-	-	-	-	-	-	-		(13,357)
123												
124		Renewal Cost									160,286	
125		Renewal Term (Years)										
126												
127		**Ending Balance**	-	-	-	-	-	-	-	-	**160,286**	**146,928**
128												
129	1860201 and 1860202	ROW 15										
130		Beginning Balance	-	-	-	-	-	-	-	-	-	-
131		Amortization/Expenses	-	-	-	-	-	-	-	-	-	-
132												
133		Renewal Cost										
134		Renewal Term (Years)										
135												
136		**Ending Balance**	-	-	-	-	-	-	-	-	-	-
137												
138												
139												
140												
141												
142		**Total Accounts: 1860201 and 1860202**										
143		Beginning Balance	2,914,276	2,880,626	2,846,975	2,813,324	2,779,673	2,746,022	2,712,371	2,678,720	2,645,069	2,786,517
144		Amortization/Expenses	(33,651)	(33,651)	(33,651)	(33,651)	(33,651)	(33,651)	(33,651)	(33,651)	(18,838)	(32,195)
145												
146		Renewal Cost	-	-	-	-	-	-	-	-	160,286	-
147		Renewal Term (Years)										
148												
149		**Ending Balance**	**2,880,626**	**2,846,975**	**2,813,324**	**2,779,673**	**2,746,022**	**2,712,371**	**2,678,720**	**2,645,069**	**2,786,517**	**2,754,321**
150												

Sponsored by NMGC Witness Erik C. Buchanan

NEW MEXICO GAS COMPANY, INC.

Other Rate Base, Distribtuion Right of Way Estimates
Base Period - 12 Months Ending March 31, 2023
Future Test Year - 12 Months Ending September 30, 2025

	F	G	AG	AH	AI	AJ	AK	AL	AM	AN	AO	AP
1	G/L Accounts	Description	Period Ending 3/31/2024	Total Linkage Period 1 Ending 3/31/2024	Period Ending 4/30/2024	Period Ending 5/31/2024	Period Ending 6/30/2024	Period Ending 7/31/2024	Period Ending 8/31/2024	Period Ending 9/30/2024	Total Linkage Period 2 Ending 9/30/2024	Period Ending 10/31/2024
111	1860201 and 1860202	ROW 13										
112		Beginning Balance	-	-	-	-	-	-	140,391	139,486	-	138,580
113		Amortization/Expenses	-	-	-	-	-	(77,194)	(906)	(906)	(79,005)	(906)
114												
115		Renewal Cost		-				217,585			217,585	
116		Renewal Term (Years)										
117												
118		**Ending Balance**	-	-	-	-	-	**140,391**	**139,486**	**138,580**	**138,580**	**137,674**
119												
120	1860201 and 1860202	ROW 14										
121		Beginning Balance	146,928	-	133,571	120,214	106,857	93,500	80,143	66,786	-	53,429
122		Amortization/Expenses	(13,357)	(26,714)	(13,357)	(13,357)	(13,357)	(13,357)	(13,357)	(13,357)	(106,857)	(13,357)
123												
124		Renewal Cost		160,286							160,286	
125		Renewal Term (Years)										
126												
127		**Ending Balance**	**133,571**	**133,571**	**120,214**	**106,857**	**93,500**	**80,143**	**66,786**	**53,429**	**53,429**	**40,071**
128												
129	1860201 and 1860202	ROW 15										
130		Beginning Balance	-	-	-	-	-	-	-	-	-	-
131		Amortization/Expenses	-	-	-	-	-	-	-	-	-	-
132												
133		Renewal Cost		-							-	
134		Renewal Term (Years)										
135												
136		**Ending Balance**	-	-	-	-	-	-	-	-	-	-
137												
138												
139												
140												
141												
142		**Total Accounts: 1860201 and 1860202**										
143		Beginning Balance	2,754,321	2,947,927	2,722,126	2,689,931	2,657,735	2,625,540	2,733,736	2,700,635	2,746,022	2,667,534
144		Amortization/Expenses	(32,195)	(386,087)	(32,195)	(32,195)	(32,195)	(109,389)	(33,101)	(33,101)	(456,359)	(33,101)
145												
146		Renewal Cost	-	160,286	-	-	-	217,585	-	-	377,871	-
147		Renewal Term (Years)										
148												
149		**Ending Balance**	**2,722,126**	**2,722,126**	**2,689,931**	**2,657,735**	**2,625,540**	**2,733,736**	**2,700,635**	**2,667,534**	**2,667,534**	**2,634,433**
150												

Sponsored by NMGC Witness Erik C. Buchanan

NEW MEXICO GAS COMPANY, INC.

Other Rate Base, Distribtuion Right of Way Estimates
Base Period - 12 Months Ending March 31, 2023
Future Test Year - 12 Months Ending September 30, 2025

	F	G	AQ	AR	AS	AT	AU	AV	AW	AX	AY	AZ
1	G/L Accounts	Description	Period Ending 11/30/2024	Period Ending 12/31/2024	Period Ending 1/31/2025	Period Ending 2/28/2025	Period Ending 3/31/2025	Period Ending 4/30/2025	Period Ending 5/31/2025	Period Ending 6/30/2025	Period Ending 7/31/2025	Period Ending 8/31/2025
111	1860201 and 1860202	ROW 13										
112		Beginning Balance	137,674	136,768	135,863	134,957	134,051	133,145	132,240	131,334	130,428	129,522
113		Amortization/Expenses	(906)	(906)	(906)	(906)	(906)	(906)	(906)	(906)	(906)	(906)
114												
115		Renewal Cost										
116		Renewal Term (Years)										
117												
118		**Ending Balance**	**136,768**	**135,863**	**134,957**	**134,051**	**133,145**	**132,240**	**131,334**	**130,428**	**129,522**	**128,617**
119												
120	1860201 and 1860202	ROW 14										
121		Beginning Balance	40,071	26,714	13,357	-	-	-	-	-	-	-
122		Amortization/Expenses	(13,357)	(13,357)	(13,357)	-	-	-	-	-	-	-
123												
124		Renewal Cost										
125		Renewal Term (Years)										
126												
127		**Ending Balance**	**26,714**	**13,357**	**-**	**-**	**-**	**-**	**-**	**-**	**-**	**-**
128												
129	1860201 and 1860202	ROW 15										
130		Beginning Balance	-	-	-	160,000	146,643	133,286	119,929	106,571	93,214	79,857
131		Amortization/Expenses	-	-	-	(13,357)	(13,357)	(13,357)	(13,357)	(13,357)	(13,357)	(13,357)
132												
133		Renewal Cost			160,000							
134		Renewal Term (Years)										
135												
136		**Ending Balance**	**-**	**-**	**160,000**	**146,643**	**133,286**	**119,929**	**106,571**	**93,214**	**79,857**	**66,500**
137												
138												
139												
140												
141												
142		**Total Accounts: 1860201 and 1860202**										
143		Beginning Balance	2,634,433	2,601,332	2,568,231	2,695,130	2,662,028	2,628,927	2,595,826	2,562,725	2,529,624	2,496,523
144		Amortization/Expenses	(33,101)	(33,101)	(33,101)	(33,101)	(33,101)	(33,101)	(33,101)	(33,101)	(33,101)	(33,101)
145												
146		Renewal Cost	-	-	160,000	-	-	-	-	-	-	-
147		Renewal Term (Years)										
148												
149		**Ending Balance**	**2,601,332**	**2,568,231**	**2,695,130**	**2,662,028**	**2,628,927**	**2,595,826**	**2,562,725**	**2,529,624**	**2,496,523**	**2,463,422**
150												

Sponsored by NMGC Witness Erik C. Buchanan

630 Schedule H-7.1 Dist ROW

NEW MEXICO GAS COMPANY, INC.

Other Rate Base, Distribtuion Right of Way Estimates
Base Period - 12 Months Ending March 31, 2023
Future Test Year - 12 Months Ending September 30, 2025

	F	G	BA	BB	BC	BD	BE	BF
1	G/L Accounts	Description	Period Ending 9/30/2025	Total Future Test Year Ending 9/30/2025	Future Test Year 13-Month Average Adjustment	Future Test Period Adjustments	Total Future Test Period Adjustments	Adjusted Future Test Period Ending 9/30/2025
111	1860201 and 1860202	**ROW 13**						
112		Beginning Balance	128,617	**138,580**				
113		Amortization/Expenses	(906)	**(10,869)**				
114								
115		Renewal Cost		-				
116		Renewal Term (Years)						
117								
118		**Ending Balance**	**127,711**	**127,711**	**5,435**		**5,435**	**133,145**
119								
120	1860201 and 1860202	**ROW 14**						
121		Beginning Balance	-	**53,429**				
122		Amortization/Expenses	-	**(53,429)**				
123								
124		Renewal Cost		-				
125		Renewal Term (Years)						
126								
127		**Ending Balance**	**-**	**-**	**10,275**		**10,275**	**10,275**
128								
129	1860201 and 1860202	**ROW 15**						
130		Beginning Balance	66,500	-				
131		Amortization/Expenses	(13,357)	**(106,857)**				
132								
133		Renewal Cost		**160,000**				
134		Renewal Term (Years)						
135								
136		**Ending Balance**	**53,143**	**53,143**	**20,637**		**20,637**	**73,780**
137								
138								
139								
140								
141								
142		**Total Accounts: 1860201 and 1860202**						
143		Beginning Balance	2,463,422	**2,667,534**				
144		Amortization/Expenses	(33,101)	**(397,213)**				
145								
146		Renewal Cost	-	**160,000**				
147		Renewal Term (Years)						
148								
149		**Ending Balance**	**2,430,321**	**2,430,321**				
150								

Sponsored by NMGC Witness Erik C. Buchanan

630 Schedule H-7.1 Dist ROW

NEW MEXICO GAS COMPANY, INC.

Other Rate Base, Distribtuion Right of Way Estimates
Base Period - 12 Months Ending March 31, 2023
Future Test Year - 12 Months Ending September 30, 2025

	A	B	C	D	E	F	G	H	I	J	K	L	M
1	Total Base Period Ending Net Book Value PWP Rmng Life 3/31/2022	Monthly Depreciation Expense	Expiration Date	Initial Life	Remaining Life	G/L Accounts	Description	Base Period Beginning Balance 3/31/2022	Period Ending 4/30/2022	Period Ending 5/31/2022	Period Ending 6/30/2022	Period Ending 7/31/2022	Period Ending 8/31/2022
151							**Account: 1860200 ROW CWIP**						
152													
153						**1860200**	**ROW 14:**						
154							Beginning Balance		35,013	68,694	41,537	41,537	41,537
155							Amortization/Expenses			-	-	-	-
156													
157							Renewal Cost		33,681	(27,157)	-	-	-
158							Renewal Term (Years)						
159													
160							**Ending Balance**	**35,013**	**68,694**	**41,537**	**41,537**	**41,537**	**41,537**
161													
162						**1860200**	**ROW 15:**						
163							Beginning Balance		187,604	187,604	213,700	213,700	213,700
164							Amortization/Expenses		-	-	-	-	-
165													
166							Renewal Cost		-	26,096	-	-	732
167							Renewal Term (Years)						
168													
169							**Ending Balance**	**187,604**	**187,604**	**213,700**	**213,700**	**213,700**	**214,432**
170													
171						**1860200**	**ROW 19: 2022 Annual Renewal**						
172							Beginning Balance		160,286	160,286	161,584	161,584	164,398
173							Amortization/Expenses		-	-	-	-	-
174													
175							Renewal Cost		-	1,298	-	2,815	947
176							Renewal Term (Years)						
177													
178							**Ending Balance**	**160,286**	**160,286**	**161,584**	**161,584**	**164,398**	**165,345**
179													
180						**1860200**	**ROW 20: 2023 Annual Renewal**						
181							Beginning Balance						
182							Amortization/Expenses						
183													
184							Renewal Cost		-	-	-	-	-
185							Renewal Term (Years)						
186													
187							**Ending Balance**	-	-	-	-	-	-
188													
189						**1860200**	**ROW 21: 2024 Annual Renewal**						
190							Beginning Balance						
191							Amortization/Expenses						
192													
193							Renewal Cost		-	-	-	-	-
194							Renewal Term (Years)						
195													
196							Ending Balance	-	-	-	-	-	-

NEW MEXICO GAS COMPANY, INC.

Other Rate Base, Distribtuion Right of Way Estimates
Base Period - 12 Months Ending March 31, 2023
Future Test Year - 12 Months Ending September 30, 2025

	F	G	N	O	P	Q	R	S	T	U	V
1	G/L Accounts	Description	Period Ending 9/30/2022	Period Ending 10/31/2022	Period Ending 11/30/2022	Period Ending 12/31/2022	Period Ending 1/31/2023	Period Ending 2/28/2023	Period Ending 3/31/2023	Total Base Period Ending 3/31/2023	Period Ending 4/30/2023
151		**Account: 1860200 ROW CWIP**									
152											
153	**1860200**	**ROW 14:**									
154		Beginning Balance	41,537	42,935	42,935	42,935	42,935	42,935	43,157	**35,013**	43,355
155		Amortization/Expenses	-	-	-	-	-	-	-	**-**	**-**
156											
157		Renewal Cost	1,398	-	-	-	-	222	198	**8,342**	617
158		Renewal Term (Years)									
159											
160		**Ending Balance**	**42,935**	**42,935**	**42,935**	**42,935**	**42,935**	**43,157**	**43,355**	**43,355**	**43,972**
161											
162	**1860200**	**ROW 15:**									
163		Beginning Balance	214,432	196,648	196,648	196,648	-	-	-	**187,604**	
164		Amortization/Expenses	-	-	-	-	-	-	-	-	
165											
166		Renewal Cost	(17,784)	-	-	(196,648)				**(187,604)**	
167		Renewal Term (Years)									
168											
169		**Ending Balance**	**196,648**	**196,648**	**196,648**	**-**	**-**	**-**	**-**	**-**	**-**
170											
171	**1860200**	**ROW 19: 2022 Annual Renewal**									
172		Beginning Balance	165,345	165,876	166,836	177,753	-	-	-	**160,286**	
173		Amortization/Expenses	-	-	-	-	-	-	-	**-**	
174											
175		Renewal Cost	531	960	10,917	(177,753)	-	-	-	**(160,286)**	
176		Renewal Term (Years)									
177											
178		**Ending Balance**	**165,876**	**166,836**	**177,753**	**-**	**-**	**-**	**-**	**-**	**-**
179											
180	**1860200**	**ROW 20: 2023 Annual Renewal**									
181		Beginning Balance						129,566	129,592	-	130,327
182		Amortization/Expenses						-	-	**-**	-
183											
184		Renewal Cost	-	-	-	-	129,566	26	735	**130,327**	14,566
185		Renewal Term (Years)									
186											
187		**Ending Balance**	**-**	**-**	**-**	**-**	**129,566**	**129,592**	**130,327**	**130,327**	**144,892**
188											
189	**1860200**	**ROW 21: 2024 Annual Renewal**									
190		Beginning Balance								-	
191		Amortization/Expenses								-	
192											
193		Renewal Cost	-	-	-	-	-	-	-	**-**	-
194		Renewal Term (Years)									
195											
196		Ending Balance	-	-	-	-	-	-	-	-	-

NEW MEXICO GAS COMPANY, INC.

Other Rate Base, Distribtuion Right of Way Estimates
Base Period - 12 Months Ending March 31, 2023
Future Test Year - 12 Months Ending September 30, 2025

	F	G	W	X	Y	Z	AA	AB	AC	AD	AE	AF
1	G/L Accounts	Description	Period Ending 5/31/2023	Period Ending 6/30/2023	Period Ending 7/31/2023	Period Ending 8/31/2023	Period Ending 9/30/2023	Period Ending 10/31/2023	Period Ending 11/30/2023	Period Ending 12/31/2023	Period Ending 1/31/2024	Period Ending 2/29/2024
151		**Account: 1860200 ROW CWIP**										
152												
153	**1860200**	**ROW 14:**										
154		Beginning Balance	43,972	44,748	58,109	71,471	84,832	98,194	111,555	124,917	138,278	151,639
155		Amortization/Expenses	-	-	-	-	-	-	-	-	-	-
156												
157		Renewal Cost	776	13,361	13,361	13,361	13,361	13,361	13,361	13,361	13,361	13,361
158		Renewal Term (Years)										
159												
160		**Ending Balance**	**44,748**	**58,109**	**71,471**	**84,832**	**98,194**	**111,555**	**124,917**	**138,278**	**151,639**	**165,001**
161												
162	**1860200**	**ROW 15:**										
163		Beginning Balance										
164		Amortization/Expenses										
165												
166		Renewal Cost										
167		Renewal Term (Years)										
168												
169		**Ending Balance**	-	-	-	-	-	-	-	-	-	-
170												
171	**1860200**	**ROW 19: 2022 Annual Renewal**										
172		Beginning Balance										
173		Amortization/Expenses										
174												
175		Renewal Cost										
176		Renewal Term (Years)										
177												
178		**Ending Balance**	-	-	-	-	-	-	-	-	-	-
179												
180	**1860200**	**ROW 20: 2023 Annual Renewal**										
181		Beginning Balance	144,892	146,290	146,290	146,290	146,290	146,290	146,290	146,290	160,286	-
182		Amortization/Expenses	-	-	-	-	-	-	-	-	-	-
183												
184		Renewal Cost	1,398	-	-	-	-	-	-	13,995	(160,286)	-
185		Renewal Term (Years)										
186												
187		**Ending Balance**	**146,290**	**146,290**	**146,290**	**146,290**	**146,290**	**146,290**	**146,290**	**160,286**	-	-
188												
189	**1860200**	**ROW 21: 2024 Annual Renewal**										
190		Beginning Balance										-
191		Amortization/Expenses										-
192												
193		Renewal Cost	-	-	-	-	-	-	-	-	-	130,000
194		Renewal Term (Years)										
195												
196		Ending Balance	-	-	-	-	-	-	-	-	-	130,000

NEW MEXICO GAS COMPANY, INC.

Other Rate Base, Distribtuion Right of Way Estimates
Base Period - 12 Months Ending March 31, 2023
Future Test Year - 12 Months Ending September 30, 2025

	F	G	AG	AH	AI	AJ	AK	AL	AM	AN	AO	AP
1	G/L Accounts	Description	Period Ending 3/31/2024	Total Linkage Period 1 Ending 3/31/2024	Period Ending 4/30/2024	Period Ending 5/31/2024	Period Ending 6/30/2024	Period Ending 7/31/2024	Period Ending 8/31/2024	Period Ending 9/30/2024	Total Linkage Period 2 Ending 9/30/2024	Period Ending 10/31/2024
151		**Account: 1860200 ROW CWIP**										
152												
153	**1860200**	**ROW 14:**										
154		Beginning Balance	165,001	**43,355**	178,362	191,724	205,085	217,585	-	-	**98,194**	-
155		Amortization/Expenses	-	-	-	-	-	-			-	-
156												
157		Renewal Cost	13,361	**135,007**	13,361	13,361	12,500	(217,585)	-	-	**(98,194)**	
158		Renewal Term (Years)										
159												
160		**Ending Balance**	**178,362**	**178,362**	**191,724**	**205,085**	**217,585**	-	-	-	-	-
161												
162	**1860200**	**ROW 15:**										
163		Beginning Balance		-							-	
164		Amortization/Expenses		-							-	
165												
166		Renewal Cost		-							-	
167		Renewal Term (Years)										
168												
169		**Ending Balance**	-	-	-	-	-	-	-	-	-	-
170												
171	**1860200**	**ROW 19: 2022 Annual Renewal**										
172		Beginning Balance		-							-	
173		Amortization/Expenses		-							-	
174												
175		Renewal Cost		-							-	
176		Renewal Term (Years)										
177												
178		**Ending Balance**	-	-	-	-	-	-	-	-	-	-
179												
180	**1860200**	**ROW 20: 2023 Annual Renewal**										
181		Beginning Balance	-	**130,327**							**146,290**	
182		Amortization/Expenses	-	-							-	
183												
184		Renewal Cost	-	**(130,327)**							**(146,290)**	
185		Renewal Term (Years)										
186												
187		**Ending Balance**	-	-	-	-	-	-	-	-	-	-
188												
189	**1860200**	**ROW 21: 2024 Annual Renewal**										
190		Beginning Balance	130,000	-	130,000	130,000	130,000	130,000	130,000	130,000	-	130,000
191		Amortization/Expenses	-	-	-	-	-	-	-	-	-	-
192												
193		Renewal Cost	-	**130,000**	-	-	-	-	-	-	**130,000**	-
194		Renewal Term (Years)										
195												
196		Ending Balance	130,000	**130,000**	130,000	130,000	130,000	130,000	130,000	130,000	**130,000**	130,000

Sponsored by NMGC Witness Erik C. Buchanan

630 Schedule H-7.1 Dist ROW

NEW MEXICO GAS COMPANY, INC.

Other Rate Base, Distribtuion Right of Way Estimates
Base Period - 12 Months Ending March 31, 2023
Future Test Year - 12 Months Ending September 30, 2025

	F	G	AQ	AR	AS	AT	AU	AV	AW	AX	AY	AZ
1	G/L Accounts	Description	Period Ending 11/30/2024	Period Ending 12/31/2024	Period Ending 1/31/2025	Period Ending 2/28/2025	Period Ending 3/31/2025	Period Ending 4/30/2025	Period Ending 5/31/2025	Period Ending 6/30/2025	Period Ending 7/31/2025	Period Ending 8/31/2025
151		**Account: 1860200 ROW CWIP**										
152												
153	**1860200**	**ROW 14:**										
154		Beginning Balance	-	-	-	-	-	-	-	-	-	-
155		Amortization/Expenses	-	-	-	-	-	-	-	-	-	-
156												
157		Renewal Cost										
158		Renewal Term (Years)										
159												
160		**Ending Balance**	-	-	-	-	-	-	-	-	-	-
161												
162	**1860200**	**ROW 15:**										
163		Beginning Balance										
164		Amortization/Expenses										
165												
166		Renewal Cost										
167		Renewal Term (Years)										
168												
169		**Ending Balance**	-	-	-	-	-	-	-	-	-	-
170												
171	**1860200**	**ROW 19: 2022 Annual Renewal**										
172		Beginning Balance										
173		Amortization/Expenses										
174												
175		Renewal Cost										
176		Renewal Term (Years)										
177												
178		**Ending Balance**	-	-	-	-	-	-	-	-	-	-
179												
180	**1860200**	**ROW 20: 2023 Annual Renewal**										
181		Beginning Balance										
182		Amortization/Expenses										
183												
184		Renewal Cost										
185		Renewal Term (Years)										
186												
187		**Ending Balance**	-	-	-	-	-	-	-	-	-	-
188												
189	**1860200**	**ROW 21: 2024 Annual Renewal**										
190		Beginning Balance	130,000	130,000	160,000							
191		Amortization/Expenses	-	-	-							
192												
193		Renewal Cost	-	30,000	(160,000)							
194		Renewal Term (Years)										
195												
196		Ending Balance	130,000	160,000	-	-	-	-	-	-	-	-

Sponsored by NMGC Witness Erik C. Buchanan

630 Schedule H-7.1 Dist ROW

NEW MEXICO GAS COMPANY, INC.

Other Rate Base, Distribtuion Right of Way Estimates
Base Period - 12 Months Ending March 31, 2023
Future Test Year - 12 Months Ending September 30, 2025

	F	G	BA	BB	BC	BD	BE	BF
1	G/L Accounts	Description	Period Ending 9/30/2025	Total Future Test Year Ending 9/30/2025	Future Test Year 13-Month Average Adjustment	Future Test Period Adjustments	Total Future Test Period Adjustments	Adjusted Future Test Period Ending 9/30/2025
151		**Account: 1860200 ROW CWIP**						
152								
153	**1860200**	**ROW 14:**						
154		Beginning Balance	-	-				
155		Amortization/Expenses	-	-				
156								
157		Renewal Cost		-				
158		Renewal Term (Years)						
159								
160		**Ending Balance**	-	-	-		-	-
161								
162	**1860200**	**ROW 15:**						
163		Beginning Balance		-				
164		Amortization/Expenses		-				
165								
166		Renewal Cost		-				
167		Renewal Term (Years)						
168								
169		**Ending Balance**	-	-	-		-	-
170								
171	**1860200**	**ROW 19: 2022 Annual Renewal**						
172		Beginning Balance		-				
173		Amortization/Expenses		-				
174								
175		Renewal Cost		-				
176		Renewal Term (Years)						
177								
178		**Ending Balance**	-	-	-		-	-
179								
180	**1860200**	**ROW 20: 2023 Annual Renewal**						
181		Beginning Balance		-				
182		Amortization/Expenses		-				
183								
184		Renewal Cost		-				
185		Renewal Term (Years)						
186								
187		**Ending Balance**	-	-	-		-	-
188								
189	**1860200**	**ROW 21: 2024 Annual Renewal**						
190		Beginning Balance		**130,000**				
191		Amortization/Expenses		-				
192								
193		Renewal Cost		**(130,000)**				
194		Renewal Term (Years)						
195								
196		Ending Balance	-	-	42,308		42,308	**42,308**

Sponsored by NMGC Witness Erik C. Buchanan

630 Schedule H-7.1 Dist ROW

NEW MEXICO GAS COMPANY, INC.

Other Rate Base, Distribtuion Right of Way Estimates
Base Period - 12 Months Ending March 31, 2023
Future Test Year - 12 Months Ending September 30, 2025

	A	B	C	D	E	F	G	H	I	J	K	L	M
1	Total Base Period Ending Net Book Value PWP Rmng Life 3/31/2022	Monthly Depreciation Expense	Expiration Date	Initial Life	Remaining Life	G/L Accounts	Description	Base Period Beginning Balance 3/31/2022	Period Ending 4/30/2022	Period Ending 5/31/2022	Period Ending 6/30/2022	Period Ending 7/31/2022	Period Ending 8/31/2022
197													
198						1860200	**ROW 22: 2025 Annual Renewal**						
199							Beginning Balance						
200							Amortization/Expenses						
201													
202							Renewal Cost		-	-	-	-	-
203							Renewal Term (Years)						
204													
205							**Ending Balance**	-	-	-	-	-	-
206													
207													
208													
209													
210													
211							**Total Accounts: 1860200 CWIP**						
212							Beginning Balance		382,902	416,583	416,821	416,821	419,635
213							Amortization/Expenses		-	-	-	-	-
214													
215							Renewal Cost		33,681	238	-	2,815	1,679
216							Renewal Term (Years)						
217													
218							**Ending Balance**	**382,902**	**416,583**	**416,821**	**416,821**	**419,635**	**421,314**
219													
220							**Total Distribution Right-of-Ways; 1860201-1860202 and 1860200(CWIP)**						
221							Beginning Balance		3,597,989	3,588,784	3,546,136	3,503,250	3,463,179
222							Amortization/Expenses		(42,886)	(42,886)	(42,886)	(42,886)	(42,886)
223													
224							Renewal Cost		33,681	238	-	2,815	1,679
225							Renewal Term (Years)						
226													
227							**Ending Balance**	**3,597,989**	**3,588,784**	**3,546,136**	**3,503,250**	**3,463,179**	**3,421,972**
228													
229													
230													
231													
232						2420150	**Beginning Balance Acct 2420150**		(347,514)	(351,566)	(355,618)	(359,670)	(363,722)
233							Amortization/Monthly Cost		4,052	4,052	4,052	4,052	4,052
234													
235							Cost Reversed to PIS		-	-	-	-	-
236							Adjust Liability for change in ROW Value		-	-	-	-	-
237							Renewal Term (Years)						
238													
239							**Ending Balance**	**(347,514)**	**(351,566)**	**(355,618)**	**(359,670)**	**(363,722)**	**(367,774)**

Sponsored by NMGC Witness Erik C. Buchanan

630 Schedule H-7.1 Dist ROW

NEW MEXICO GAS COMPANY, INC.

Other Rate Base, Distribtuion Right of Way Estimates
Base Period - 12 Months Ending March 31, 2023
Future Test Year - 12 Months Ending September 30, 2025

	F	G	N	O	P	Q	R	S	T	U	V
1	G/L Accounts	Description	Period Ending 9/30/2022	Period Ending 10/31/2022	Period Ending 11/30/2022	Period Ending 12/31/2022	Period Ending 1/31/2023	Period Ending 2/28/2023	Period Ending 3/31/2023	Total Base Period Ending 3/31/2023	Period Ending 4/30/2023
197											
198	1860200	**ROW 22: 2025 Annual Renewal**									
199		Beginning Balance								-	
200		Amortization/Expenses								-	
201											
202		Renewal Cost	-	-	-	-	-	-	-	-	-
203		Renewal Term (Years)									
204											
205		**Ending Balance**	-	-	-	-	-	-	-	-	-
206											
207											
208											
209											
210											
211		**Total Accounts: 1860200 CWIP**									
212		Beginning Balance	421,314	405,459	406,419	417,336	42,935	172,501	172,749	382,902	173,682
213		Amortization/Expenses	-	-	-	-	-	-	-	-	-
214											
215		Renewal Cost	(15,855)	960	10,917	(374,400)	129,566	248	933	(209,221)	15,183
216		Renewal Term (Years)									
217											
218		**Ending Balance**	**405,459**	**406,419**	**417,336**	**42,935**	**172,501**	**172,749**	**173,682**	**173,682**	**188,864**
219											
220		**Total Distribution Right-of-Ways; 1860201-1860202 and 1860200(CWIP)**									
221		Beginning Balance	3,421,972	3,373,735	3,342,312	3,320,846	3,091,816	3,187,730	3,154,327	3,597,989	3,121,609
222		Amortization/Expenses	(32,383)	(32,383)	(32,383)	(32,383)	(33,651)	(33,651)	(33,651)	(444,912)	(33,651)
223											
224		Renewal Cost	(15,855)	960	10,917	(196,648)	129,566	248	933	(31,468)	15,183
225		Renewal Term (Years)									
226											
227		**Ending Balance**	**3,373,735**	**3,342,312**	**3,320,846**	**3,091,816**	**3,187,730**	**3,154,327**	**3,121,609**	**3,121,609**	**3,103,141**
228											
229											
230											
231											
232	2420150	**Beginning Balance Acct 2420150**	(367,774)	(371,827)	(375,879)	(379,931)	(383,983)	(388,035)	(392,087)	**(347,514)**	(396,139)
233		Amortization/Monthly Cost	4,052	4,052	4,052	4,052	4,052	4,052	4,052	**48,625**	4,052
234											
235		Cost Reversed to PIS	-	-	-	-	-	-	-	-	-
236		Adjust Liability for change in ROW Value	-	-	-	-	-	-	-	-	-
237		Renewal Term (Years)									
238											
239		**Ending Balance**	**(371,827)**	**(375,879)**	**(379,931)**	**(383,983)**	**(388,035)**	**(392,087)**	**(396,139)**	**(396,139)**	**(400,191)**

NEW MEXICO GAS COMPANY, INC.

Other Rate Base, Distribtuion Right of Way Estimates
Base Period - 12 Months Ending March 31, 2023
Future Test Year - 12 Months Ending September 30, 2025

	F	G	W	X	Y	Z	AA	AB	AC	AD	AE	AF
1	G/L Accounts	Description	Period Ending 5/31/2023	Period Ending 6/30/2023	Period Ending 7/31/2023	Period Ending 8/31/2023	Period Ending 9/30/2023	Period Ending 10/31/2023	Period Ending 11/30/2023	Period Ending 12/31/2023	Period Ending 1/31/2024	Period Ending 2/29/2024
197												
198	**1860200**	**ROW 22: 2025 Annual Renewal**										
199		Beginning Balance										
200		Amortization/Expenses										
201												
202		Renewal Cost	-	-	-	-	-	-	-	-	-	-
203		Renewal Term (Years)										
204												
205		**Ending Balance**	-	-	-	-	-	-	-	-	-	-
206												
207												
208												
209												
210												
211		**Total Accounts: 1860200 CWIP**										
212		Beginning Balance	188,864	191,038	204,400	217,761	231,122	244,484	257,845	271,207	298,564	151,639
213		Amortization/Expenses	-	-	-	-	-	-	-	-	-	-
214												
215		Renewal Cost	2,174	13,361	13,361	13,361	13,361	13,361	13,361	27,357	(146,924)	143,361
216		Renewal Term (Years)										
217												
218		**Ending Balance**	**191,038**	**204,400**	**217,761**	**231,122**	**244,484**	**257,845**	**271,207**	**298,564**	**151,639**	**295,001**
219												
220		**Total Distribution Right-of-Ways; 1860201-1860202 and 1860200(CWIP)**										
221		Beginning Balance	3,103,141	3,071,664	3,051,374	3,031,085	3,010,795	2,990,506	2,970,216	2,949,927	2,943,633	2,938,156
222		Amortization/Expenses	(33,651)	(33,651)	(33,651)	(33,651)	(33,651)	(33,651)	(33,651)	(33,651)	(18,838)	(32,195)
223												
224		Renewal Cost	2,174	13,361	13,361	13,361	13,361	13,361	13,361	27,357	13,361	143,361
225		Renewal Term (Years)										
226												
227		**Ending Balance**	**3,071,664**	**3,051,374**	**3,031,085**	**3,010,795**	**2,990,506**	**2,970,216**	**2,949,927**	**2,943,633**	**2,938,156**	**3,049,322**
228												
229												
230												
231												
232	**2420150**	**Beginning Balance Acct 2420150**	(400,191)	(404,243)	(367,318)	(370,810)	(374,302)	(377,794)	(381,285)	(384,777)	(388,269)	(391,761)
233		Amortization/Monthly Cost	4,052	3,492	3,492	3,492	3,492	3,492	3,492	3,492	3,492	3,492
234												
235		Cost Reversed to PIS	-	-	-	-	-	-	-	-	-	-
236		Adjust Liability for change in ROW Value	-	(40,417)	-	-	-	-	-	-	-	-
237		Renewal Term (Years)										
238												
239		**Ending Balance**	**(404,243)**	**(367,318)**	**(370,810)**	**(374,302)**	**(377,794)**	**(381,285)**	**(384,777)**	**(388,269)**	**(391,761)**	**(395,253)**

NEW MEXICO GAS COMPANY, INC.

Other Rate Base, Distribtuion Right of Way Estimates
Base Period - 12 Months Ending March 31, 2023
Future Test Year - 12 Months Ending September 30, 2025

	F	G	AG	AH	AI	AJ	AK	AL	AM	AN	AO	AP
1	G/L Accounts	Description	Period Ending 3/31/2024	Total Linkage Period 1 Ending 3/31/2024	Period Ending 4/30/2024	Period Ending 5/31/2024	Period Ending 6/30/2024	Period Ending 7/31/2024	Period Ending 8/31/2024	Period Ending 9/30/2024	Total Linkage Period 2 Ending 9/30/2024	Period Ending 10/31/2024
197												
198	**1860200**	**ROW 22: 2025 Annual Renewal**										
199		Beginning Balance		-	-	-	-	-	-	-	-	-
200		Amortization/Expenses		-							-	-
201												
202		Renewal Cost	-	-	-	-	-	-	-	-	-	-
203		Renewal Term (Years)										
204												
205		**Ending Balance**	-	-	-	-	-	-	-	-	-	-
206												
207												
208												
209												
210												
211		**Total Accounts: 1860200 CWIP**										
212		Beginning Balance	295,001	173,682	308,362	321,724	335,085	347,585	130,000	130,000	244,484	130,000
213		Amortization/Expenses	-	-	-	-	-	-	-	-	-	-
214												
215		Renewal Cost	13,361	134,681	13,361	13,361	12,500	(217,585)	-	-	(114,484)	-
216		Renewal Term (Years)										
217												
218		**Ending Balance**	**308,362**	**308,362**	**321,724**	**335,085**	**347,585**	**130,000**	**130,000**	**130,000**	**130,000**	**130,000**
219												
220		**Total Distribution Right-of-Ways; 1860201-1860202 and 1860200(CWIP)**										
221		Beginning Balance	3,049,322	3,121,609	3,030,488	3,011,654	2,992,820	2,973,125	2,863,736	2,830,635	2,990,506	2,797,534
222		Amortization/Expenses	(32,195)	(386,087)	(32,195)	(32,195)	(32,195)	(109,389)	(33,101)	(33,101)	(456,359)	(33,101)
223												
224		Renewal Cost	13,361	294,966	13,361	13,361	12,500	-	-	-	263,387	-
225		Renewal Term (Years)										
226												
227		**Ending Balance**	**3,030,488**	**3,030,488**	**3,011,654**	**2,992,820**	**2,973,125**	**2,863,736**	**2,830,635**	**2,797,534**	**2,797,534**	**2,764,433**
228												
229												
230												
231												
232	**2420150**	**Beginning Balance Acct 2420150**	(395,253)	**(396,139)**	(398,745)	(402,237)	(405,729)	(409,221)	(335,519)	(338,104)	**(377,794)**	(340,690)
233		Amortization/Monthly Cost	3,492	**43,023**	3,492	3,492	3,492	3,492	2,585	2,585	**40,090**	2,585
234												
235		Cost Reversed to PIS	-	-	-	-	-	(77,194)	-	-	**(77,194)**	-
236		Adjust Liability for change in ROW Value	-	**(40,417)**	-	-	-	-	-	-	-	-
237		Renewal Term (Years)										
238												
239		**Ending Balance**	**(398,745)**	**(398,745)**	**(402,237)**	**(405,729)**	**(409,221)**	**(335,519)**	**(338,104)**	**(340,690)**	**(340,690)**	**(343,275)**

NEW MEXICO GAS COMPANY, INC.

Other Rate Base, Distribtuion Right of Way Estimates
Base Period - 12 Months Ending March 31, 2023
Future Test Year - 12 Months Ending September 30, 2025

	F	G	AQ	AR	AS	AT	AU	AV	AW	AX	AY	AZ
1	G/L Accounts	Description	Period Ending 11/30/2024	Period Ending 12/31/2024	Period Ending 1/31/2025	Period Ending 2/28/2025	Period Ending 3/31/2025	Period Ending 4/30/2025	Period Ending 5/31/2025	Period Ending 6/30/2025	Period Ending 7/31/2025	Period Ending 8/31/2025
197												
198	**1860200**	**ROW 22: 2025 Annual Renewal**										
199		Beginning Balance	-	-	-	130,000	130,000	130,000	130,000	130,000	130,000	130,000
200		Amortization/Expenses	-	-	-	-	-	-	-	-	-	-
201												
202		Renewal Cost	-	-	130,000	-	-	-	-	-	-	-
203		Renewal Term (Years)										
204												
205		**Ending Balance**	**-**	**-**	**130,000**	**130,000**	**130,000**	**130,000**	**130,000**	**130,000**	**130,000**	**130,000**
206												
207												
208												
209												
210												
211		**Total Accounts: 1860200 CWIP**										
212		Beginning Balance	130,000	130,000	160,000	130,000	130,000	130,000	130,000	130,000	130,000	130,000
213		Amortization/Expenses	-	-	-	-	-	-	-	-	-	-
214												
215		Renewal Cost	-	30,000	(30,000)	-	-	-	-	-	-	-
216		Renewal Term (Years)										
217												
218		**Ending Balance**	**130,000**	**160,000**	**130,000**	**130,000**	**130,000**	**130,000**	**130,000**	**130,000**	**130,000**	**130,000**
219												
220		**Total Distribution Right-of-Ways; 1860201-1860202 and 1860200(CWIP)**										
221		Beginning Balance	2,764,433	2,731,332	2,728,231	2,825,130	2,792,028	2,758,927	2,725,826	2,692,725	2,659,624	2,626,523
222		Amortization/Expenses	(33,101)	(33,101)	(33,101)	(33,101)	(33,101)	(33,101)	(33,101)	(33,101)	(33,101)	(33,101)
223												
224		Renewal Cost	-	30,000	130,000	-	-	-	-	-	-	-
225		Renewal Term (Years)										
226												
227		**Ending Balance**	**2,731,332**	**2,728,231**	**2,825,130**	**2,792,028**	**2,758,927**	**2,725,826**	**2,692,725**	**2,659,624**	**2,626,523**	**2,593,422**
228												
229												
230												
231												
232	**2420150**	**Beginning Balance Acct 2420150**	(343,275)	(345,860)	(348,445)	(351,031)	(353,616)	(356,201)	(358,787)	(361,372)	(363,957)	(366,542)
233		Amortization/Monthly Cost	2,585	2,585	2,585	2,585	2,585	2,585	2,585	2,585	2,585	2,585
234												
235		Cost Reversed to PIS	-	-	-	-	-	-	-	-	-	-
236		Adjust Liability for change in ROW Value	-	-	-	-	-	-	-	-	-	-
237		Renewal Term (Years)										
238												
239		**Ending Balance**	**(345,860)**	**(348,445)**	**(351,031)**	**(353,616)**	**(356,201)**	**(358,787)**	**(361,372)**	**(363,957)**	**(366,542)**	**(369,128)**

NEW MEXICO GAS COMPANY, INC.

Other Rate Base, Distribtuion Right of Way Estimates
Base Period - 12 Months Ending March 31, 2023
Future Test Year - 12 Months Ending September 30, 2025

	F	G	BA	BB	BC	BD	BE	BF
1	G/L Accounts	Description	Period Ending 9/30/2025	Total Future Test Year Ending 9/30/2025	Future Test Year 13-Month Average Adjustment	Future Test Period Adjustments	Total Future Test Period Adjustments	Adjusted Future Test Period Ending 9/30/2025
197								
198	**1860200**	**ROW 22: 2025 Annual Renewal**						
199		Beginning Balance	130,000	-				
200		Amortization/Expenses	-	-				
201								
202		Renewal Cost	-	**130,000**				
203		Renewal Term (Years)						
204								
205		**Ending Balance**	**130,000**	**130,000**	**(40,000)**		**(40,000)**	**90,000**
206								
207								
208								
209								
210								
211		**Total Accounts: 1860200 CWIP**						
212		Beginning Balance	130,000	130,000				
213		Amortization/Expenses	-	-				
214								
215		Renewal Cost	-	-				
216		Renewal Term (Years)						
217								
218		**Ending Balance**	**130,000**	**130,000**	**2,308**		**2,308**	**132,308**
219								
220		**Total Distribution Right-of-Ways; 1860201-1860202 and 1860200(CWIP)**						
221		Beginning Balance	2,593,422	2,797,534				
222		Amortization/Expenses	(33,101)	(397,213)				
223								
224		Renewal Cost	-	160,000				
225		Renewal Term (Years)						
226								
227		**Ending Balance**	**2,560,321**	**2,560,321**	**151,684**		**151,684**	**2,712,004**
228								
229								
230								
231								
232	**2420150**	**Beginning Balance Acct 2420150**	(369,128)	**(340,690)**				
233		Amortization/Monthly Cost	2,585	**31,023**	-		-	**31,023**
234								
235		Cost Reversed to PIS	-	-				
236		Adjust Liability for change in ROW Value	-	-				
237		Renewal Term (Years)						
238								
239		**Ending Balance**	**(371,713)**	**(371,713)**	**15,512**		**15,512**	**(356,201)**

Sponsored by NMGC Witness Erik C. Buchanan

630 Schedule H-7.1 Dist ROW

NEW MEXICO GAS COMPANY, INC.

Other Rate Base, Transmission Right of Way Estimates
Base Period - 12 Months Ending March 31, 2023
Future Test Year - 12 Months Ending September 30, 2025

	A	B	C	D	E	F	G	H	I	J	K	L
2	Total Base Period Ending Net Book Value PWP Rmng Life 3/31/2022	Monthly Depr Expense	End Of Life	Init Life	Remaining Life	G/L Accounts	Description	Base Period Beginning Balance 3/31/2022	Period Ending 4/30/2022	Period Ending 5/31/2022	Period Ending 6/30/2022	Period Ending 7/31/2022
3						1860201 and 1860202	**Right-of-Way 1:**					
4							Beginning Balance		7,558,351	7,531,163	7,503,975	7,476,786
5							Amortization/Expense		(27,188)	(27,188)	(27,188)	(27,188)
6												
7							Renewal Cost					
8							Renewal Term (Years)					
9												
10	**7,558,351**	**27,188**	**05/2045**	**300**	**278**		**Ending Balance**	**7,558,351**	**7,531,163**	**7,503,975**	**7,476,786**	**7,449,598**
11												
12						1860201 and 1860202	**Right-of-Way 2:**					
13							Beginning Balance		15,484	14,910	14,337	13,763
14							Amortization/Expense		(573)	(573)	(573)	(573)
15												
16							Renewal Cost					
17							Renewal Term (Years)					
18												
19	**15,484**	**573**	**06/2024**	**185**	**27**		**Ending Balance**	**15,484**	**14,910**	**14,337**	**13,763**	**13,190**
20												
21						1860201 and 1860202	**Right-of-Way 3:**					
22							Beginning Balance		138,261	136,905	135,550	134,194
23							Amortization/Expense		(1,356)	(1,356)	(1,356)	(1,356)
24												
25							Renewal Cost					
26							Renewal Term (Years)					
27												
28	**138,261**	**1,356**	**09/2030**	**248**	**102**		**Ending Balance**	**138,261**	**136,905**	**135,550**	**134,194**	**132,839**
29												
30						1860201 and 1860202	**Right-of-Way 4:**					
31							Beginning Balance		1,850,618	1,835,694	1,820,769	1,805,845
32							Amortization/Expense		(14,924)	(14,924)	(14,924)	(14,924)
33												
34							Renewal Cost					
35							Renewal Term (Years)					
36												
37	**1,850,618**	**14,924**	**07/2032**	**282**	**124**		**Ending Balance**	**1,850,618**	**1,835,694**	**1,820,769**	**1,805,845**	**1,790,921**
38												

Sponsored by NMGC Witness Erik C. Buchanan

630 Schedule H-7.2 Trans ROW

NEW MEXICO GAS COMPANY, INC.

Other Rate Base, Transmission Right of Way Estimates
Base Period - 12 Months Ending March 31, 2023
Future Test Year - 12 Months Ending September 30, 2025

	F	G	M	N	O	P	Q	R	S	T	U
2	**G/L Accounts**	**Description**	**Period Ending 8/31/2022**	**Period Ending 9/30/2022**	**Period Ending 10/31/2022**	**Period Ending 11/30/2022**	**Period Ending 12/31/2022**	**Period Ending 1/31/2023**	**Period Ending 2/28/2023**	**Period Ending 3/31/2023**	**Total Base Period Ending 3/31/2023**
3	**1860201 and 1860202**	**Right-of-Way 1:**									
4		Beginning Balance	7,449,598	7,422,410	7,395,222	7,368,033	7,340,845	7,313,657	7,286,468	7,259,280	**7,558,351**
5		Amortization/Expense	(27,188)	(27,188)	(27,188)	(27,188)	(27,188)	(27,188)	(27,188)	(27,188)	**(326,260)**
6											
7		Renewal Cost									-
8		Renewal Term (Years)									
9											
10		**Ending Balance**	**7,422,410**	**7,395,222**	**7,368,033**	**7,340,845**	**7,313,657**	**7,286,468**	**7,259,280**	**7,232,092**	**7,232,092**
11											
12	**1860201 and 1860202**	**Right-of-Way 2:**									
13		Beginning Balance	13,190	12,616	12,043	11,469	10,896	10,323	9,749	9,176	**15,484**
14		Amortization/Expense	(573)	(573)	(573)	(573)	(573)	(573)	(573)	(573)	**(6,882)**
15											
16		Renewal Cost									-
17		Renewal Term (Years)									
18											
19		**Ending Balance**	**12,616**	**12,043**	**11,469**	**10,896**	**10,323**	**9,749**	**9,176**	**8,602**	**8,602**
20											
21	**1860201 and 1860202**	**Right-of-Way 3:**									
22		Beginning Balance	132,839	131,483	130,128	128,772	127,417	126,061	124,706	123,350	**138,261**
23		Amortization/Expense	(1,356)	(1,356)	(1,356)	(1,356)	(1,356)	(1,356)	(1,356)	(1,356)	**(16,266)**
24											
25		Renewal Cost									-
26		Renewal Term (Years)									
27											
28		**Ending Balance**	**131,483**	**130,128**	**128,772**	**127,417**	**126,061**	**124,706**	**123,350**	**121,995**	**121,995**
29											
30	**1860201 and 1860202**	**Right-of-Way 4:**									
31		Beginning Balance	1,790,921	1,775,996	1,761,072	1,746,148	1,731,223	1,716,299	1,701,375	1,686,450	**1,850,618**
32		Amortization/Expense	(14,924)	(14,924)	(14,924)	(14,924)	(14,924)	(14,924)	(14,924)	(14,924)	**(179,092)**
33											
34		Renewal Cost									-
35		Renewal Term (Years)									
36											
37		**Ending Balance**	**1,775,996**	**1,761,072**	**1,746,148**	**1,731,223**	**1,716,299**	**1,701,375**	**1,686,450**	**1,671,526**	**1,671,526**
38											

NEW MEXICO GAS COMPANY, INC.

Other Rate Base, Transmission Right of Way Estimates
Base Period - 12 Months Ending March 31, 2023
Future Test Year - 12 Months Ending September 30, 2025

	F	G	V	W	X	Y	Z	AA	AB	AC	AD	AE
2	**G/L Accounts**	**Description**	**Period Ending 4/30/2023**	**Period Ending 5/31/2023**	**Period Ending 6/30/2023**	**Period Ending 7/31/2023**	**Period Ending 8/31/2023**	**Period Ending 9/30/2023**	**Period Ending 10/31/2023**	**Period Ending 11/30/2023**	**Period Ending 12/31/2023**	**Period Ending 1/31/2024**
3	**1860201 and 1860202**	**Right-of-Way 1:**										
4		Beginning Balance	7,232,092	7,204,903	7,177,715	7,150,527	7,123,338	7,096,150	7,068,962	7,041,774	7,014,585	6,987,397
5		Amortization/Expense	(27,188)	(27,188)	(27,188)	(27,188)	(27,188)	(27,188)	(27,188)	(27,188)	(27,188)	(27,188)
6												
7		Renewal Cost										
8		Renewal Term (Years)										
9												
10		**Ending Balance**	**7,204,903**	**7,177,715**	**7,150,527**	**7,123,338**	**7,096,150**	**7,068,962**	**7,041,774**	**7,014,585**	**6,987,397**	**6,960,209**
11												
12	**1860201 and 1860202**	**Right-of-Way 2:**										
13		Beginning Balance	8,602	8,029	7,455	6,882	6,308	5,735	5,161	4,588	4,014	3,441
14		Amortization/Expense	(573)	(573)	(573)	(573)	(573)	(573)	(573)	(573)	(573)	(573)
15												
16		Renewal Cost										
17		Renewal Term (Years)										
18												
19		**Ending Balance**	**8,029**	**7,455**	**6,882**	**6,308**	**5,735**	**5,161**	**4,588**	**4,014**	**3,441**	**2,867**
20												
21	**1860201 and 1860202**	**Right-of-Way 3:**										
22		Beginning Balance	121,995	120,639	119,284	117,928	116,573	115,217	113,862	112,506	111,151	109,795
23		Amortization/Expense	(1,356)	(1,356)	(1,356)	(1,356)	(1,356)	(1,356)	(1,356)	(1,356)	(1,356)	(1,356)
24												
25		Renewal Cost										
26		Renewal Term (Years)										
27												
28		**Ending Balance**	**120,639**	**119,284**	**117,928**	**116,573**	**115,217**	**113,862**	**112,506**	**111,151**	**109,795**	**108,440**
29												
30	**1860201 and 1860202**	**Right-of-Way 4:**										
31		Beginning Balance	1,671,526	1,656,602	1,641,677	1,626,753	1,611,829	1,596,904	1,581,980	1,567,056	1,552,131	1,537,207
32		Amortization/Expense	(14,924)	(14,924)	(14,924)	(14,924)	(14,924)	(14,924)	(14,924)	(14,924)	(14,924)	(14,924)
33												
34		Renewal Cost										
35		Renewal Term (Years)										
36												
37		**Ending Balance**	**1,656,602**	**1,641,677**	**1,626,753**	**1,611,829**	**1,596,904**	**1,581,980**	**1,567,056**	**1,552,131**	**1,537,207**	**1,522,283**
38												

Sponsored by NMGC Witness Erik C. Buchanan

NEW MEXICO GAS COMPANY, INC.

Other Rate Base, Transmission Right of Way Estimates
Base Period - 12 Months Ending March 31, 2023
Future Test Year - 12 Months Ending September 30, 2025

	F	G	AF	AG	AH	AI	AJ	AK	AL	AM	AN
2	**G/L Accounts**	**Description**	**Period Ending 2/29/2024**	**Period Ending 3/31/2024**	**Total Linkage Period 1 Ending 3/31/2024**	**Period Ending 4/30/2024**	**Period Ending 5/31/2024**	**Period Ending 6/30/2024**	**Period Ending 7/31/2024**	**Period Ending 8/31/2024**	**Period Ending 9/30/2024**
3	**1860201 and 1860202**	**Right-of-Way 1:**									
4		Beginning Balance	6,960,209	6,933,020	**7,232,092**	6,905,832	6,878,644	6,851,455	6,824,267	6,797,079	6,769,890
5		Amortization/Expense	(27,188)	(27,188)	**(326,260)**	(27,188)	(27,188)	(27,188)	(27,188)	(27,188)	(27,188)
6											
7		Renewal Cost			-						
8		Renewal Term (Years)									
9											
10		**Ending Balance**	**6,933,020**	**6,905,832**	**6,905,832**	**6,878,644**	**6,851,455**	**6,824,267**	**6,797,079**	**6,769,890**	**6,742,702**
11											
12	**1860201 and 1860202**	**Right-of-Way 2:**									
13		Beginning Balance	2,867	2,294	**8,602**	1,720	1,147	573	-	-	-
14		Amortization/Expense	(573)	(573)	**(6,882)**	(573)	(573)	(573)	-	-	-
15											
16		Renewal Cost			-						
17		Renewal Term (Years)									
18											
19		**Ending Balance**	**2,294**	**1,720**	**1,720**	**1,147**	**573**	**-**	**-**	**-**	**-**
20											
21	**1860201 and 1860202**	**Right-of-Way 3:**									
22		Beginning Balance	108,440	107,084	**121,995**	105,729	104,373	103,018	101,662	100,307	98,951
23		Amortization/Expense	(1,356)	(1,356)	**(16,266)**	(1,356)	(1,356)	(1,356)	(1,356)	(1,356)	(1,356)
24											
25		Renewal Cost			-						
26		Renewal Term (Years)									
27											
28		**Ending Balance**	**107,084**	**105,729**	**105,729**	**104,373**	**103,018**	**101,662**	**100,307**	**98,951**	**97,596**
29											
30	**1860201 and 1860202**	**Right-of-Way 4:**									
31		Beginning Balance	1,522,283	1,507,358	**1,671,526**	1,492,434	1,477,510	1,462,585	1,447,661	1,432,737	1,417,812
32		Amortization/Expense	(14,924)	(14,924)	**(179,092)**	(14,924)	(14,924)	(14,924)	(14,924)	(14,924)	(14,924)
33											
34		Renewal Cost			-						
35		Renewal Term (Years)									
36											
37		**Ending Balance**	**1,507,358**	**1,492,434**	**1,492,434**	**1,477,510**	**1,462,585**	**1,447,661**	**1,432,737**	**1,417,812**	**1,402,888**
38											

Sponsored by NMGC Witness Erik C. Buchanan

630 Schedule H-7.2 Trans ROW

NEW MEXICO GAS COMPANY, INC.

Other Rate Base, Transmission Right of Way Estimates
Base Period - 12 Months Ending March 31, 2023
Future Test Year - 12 Months Ending September 30, 2025

	F	G	AO	AP	AQ	AR	AS	AT	AU	AV	AW
2	**G/L Accounts**	**Description**	**Total Linkage Period 2 Ending 9/30/2024**	**Period Ending 10/31/2024**	**Period Ending 11/30/2024**	**Period Ending 12/31/2024**	**Period Ending 1/31/2025**	**Period Ending 2/28/2025**	**Period Ending 3/31/2025**	**Period Ending 4/30/2025**	**Period Ending 5/31/2025**
3	**1860201 and 1860202**	**Right-of-Way 1:**									
4		Beginning Balance	**7,068,962**	6,742,702	6,715,514	6,688,326	6,661,137	6,633,949	6,606,761	6,579,572	6,552,384
5		Amortization/Expense	**(326,260)**	(27,188)	(27,188)	(27,188)	(27,188)	(27,188)	(27,188)	(27,188)	(27,188)
6											
7		Renewal Cost	**-**								
8		Renewal Term (Years)									
9											
10		**Ending Balance**	**6,742,702**	**6,715,514**	**6,688,326**	**6,661,137**	**6,633,949**	**6,606,761**	**6,579,572**	**6,552,384**	**6,525,196**
11											
12	**1860201 and 1860202**	**Right-of-Way 2:**									
13		Beginning Balance	**5,161**	-	-	-	-	-	-	-	-
14		Amortization/Expense	**(5,161)**	-	-	-	-	-	-	-	-
15											
16		Renewal Cost	**-**								
17		Renewal Term (Years)									
18											
19		**Ending Balance**	**-**	**-**	**-**	**-**	**-**	**-**	**-**	**-**	**-**
20											
21	**1860201 and 1860202**	**Right-of-Way 3:**									
22		Beginning Balance	**113,862**	97,596	96,240	94,885	93,529	92,174	90,818	89,463	88,107
23		Amortization/Expense	**(16,266)**	(1,356)	(1,356)	(1,356)	(1,356)	(1,356)	(1,356)	(1,356)	(1,356)
24											
25		Renewal Cost	**-**								
26		Renewal Term (Years)									
27											
28		**Ending Balance**	**97,596**	**96,240**	**94,885**	**93,529**	**92,174**	**90,818**	**89,463**	**88,107**	**86,752**
29											
30	**1860201 and 1860202**	**Right-of-Way 4:**									
31		Beginning Balance	**1,581,980**	1,402,888	1,387,964	1,373,039	1,358,115	1,343,191	1,328,266	1,313,342	1,298,418
32		Amortization/Expense	**(179,092)**	(14,924)	(14,924)	(14,924)	(14,924)	(14,924)	(14,924)	(14,924)	(14,924)
33											
34		Renewal Cost	**-**								
35		Renewal Term (Years)									
36											
37		**Ending Balance**	**1,402,888**	**1,387,964**	**1,373,039**	**1,358,115**	**1,343,191**	**1,328,266**	**1,313,342**	**1,298,418**	**1,283,493**
38											

Sponsored by NMGC Witness Erik C. Buchanan

630 Schedule H-7.2 Trans ROW

NEW MEXICO GAS COMPANY, INC.

Other Rate Base, Transmission Right of Way Estimates
Base Period - 12 Months Ending March 31, 2023
Future Test Year - 12 Months Ending September 30, 2025

	F	G	AX	AY	AZ	BA	BB	BC	BD	BE	BF
2	G/L Accounts	Description	Period Ending 6/30/2025	Period Ending 7/31/2025	Period Ending 8/31/2025	Period Ending 9/30/2025	Total Future Test Year Ending 9/30/2025	Future Test Year 13-Month Average Adjustment	Future Test Period Adjustments	Total Future Test Period Adjustments	Adjusted Future Test Period Ending 9/30/2025
3	1860201 and 1860202	**Right-of-Way 1:**									
4		Beginning Balance	6,525,196	6,498,007	6,470,819	6,443,631	**6,742,702**				
5		Amortization/Expense	(27,188)	(27,188)	(27,188)	(27,188)	**(326,260)**				
6											
7		Renewal Cost					-				
8		Renewal Term (Years)									
9											
10		**Ending Balance**	**6,498,007**	**6,470,819**	**6,443,631**	**6,416,442**	**6,416,442**	**163,130**		**163,130**	**6,579,572**
11											
12	1860201 and 1860202	**Right-of-Way 2:**									
13		Beginning Balance	-	-	-	-	-				
14		Amortization/Expense	-	-	-	-	-				
15											
16		Renewal Cost					-				
17		Renewal Term (Years)									
18											
19		**Ending Balance**	**-**	**-**	**-**	**-**	**-**	**-**		**-**	**-**
20											
21	1860201 and 1860202	**Right-of-Way 3:**									
22		Beginning Balance	86,752	85,396	84,041	82,685	**97,596**				
23		Amortization/Expense	(1,356)	(1,356)	(1,356)	(1,356)	**(16,266)**				
24											
25		Renewal Cost					-				
26		Renewal Term (Years)									
27											
28		**Ending Balance**	**85,396**	**84,041**	**82,685**	**81,330**	**81,330**	**8,133**		**8,133**	**89,463**
29											
30	1860201 and 1860202	**Right-of-Way 4:**									
31		Beginning Balance	1,283,493	1,268,569	1,253,645	1,238,720	**1,402,888**				
32		Amortization/Expense	(14,924)	(14,924)	(14,924)	(14,924)	**(179,092)**				
33											
34		Renewal Cost					-				
35		Renewal Term (Years)									
36											
37		**Ending Balance**	**1,268,569**	**1,253,645**	**1,238,720**	**1,223,796**	**1,223,796**	**89,546**		**89,546**	**1,313,342**
38											

Sponsored by NMGC Witness Erik C. Buchanan

630 Schedule H-7.2 Trans ROW

NEW MEXICO GAS COMPANY, INC.

Other Rate Base, Transmission Right of Way Estimates
Base Period - 12 Months Ending March 31, 2023
Future Test Year - 12 Months Ending September 30, 2025

	A	B	C	D	E	F	G	H	I	J	K	L
2	Total Base Period Ending Net Book Value PWP Rmng Life 3/31/2022	Monthly Depr Expense	End Of Life	Init Life	Remaining Life	G/L Accounts	Description	Base Period Beginning Balance 3/31/2022	Period Ending 4/30/2022	Period Ending 5/31/2022	Period Ending 6/30/2022	Period Ending 7/31/2022
39						1860201 and 1860202	**Right-of-Way 5:**					
40							Beginning Balance		1,192,751	1,181,282	1,169,813	1,158,344
41							Amortization/Expense		(11,469)	(11,469)	(11,469)	(11,469)
42												
43							Renewal Cost					
44							Renewal Term (Years)					
45												
46	**1,192,751**	**11,469**	**11/2030**	**252**	**104**		**Ending Balance**	**1,192,751**	**1,181,282**	**1,169,813**	**1,158,344**	**1,146,876**
47												
48						1860201 and 1860202	**Right-of-Way 6:**					
49							Beginning Balance		612,168	608,141	604,113	600,086
50							Amortization/Expense		(4,027)	(4,027)	(4,027)	(4,027)
51												
52							Renewal Cost					
53							Renewal Term (Years)					
54												
55	**612,168**	**4,027**	**11/2034**	**300**	**152**		**Ending Balance**	**612,168**	**608,141**	**604,113**	**600,086**	**596,059**
56												
57						1860201 and 1860202	**Right-of-Way 7:**					
58							Beginning Balance		378,766	376,353	373,941	371,528
59							Amortization/Expense		(2,413)	(2,413)	(2,413)	(2,413)
60												
61							Renewal Cost					
62							Renewal Term (Years)					
63												
64	**378,766**	**2,413**	**04/2035**	**300**	**157**		**Ending Balance**	**378,766**	**376,353**	**373,941**	**371,528**	**369,116**
65												
66						1860201 and 1860202	**Right-of-Way 8:**					
67							Beginning Balance		1,773,858	1,762,559	1,751,261	1,739,962
68							Amortization/Expense		(11,298)	(11,298)	(11,298)	(11,298)
69												
70							Renewal Cost					
71							Renewal Term (Years)					
72												
73	**1,773,858**	**11,298**	**04/2035**	**300**	**157**		**Ending Balance**	**1,773,858**	**1,762,559**	**1,751,261**	**1,739,962**	**1,728,664**
74												

Sponsored by NMGC Witness Erik C. Buchanan

630 Schedule H-7.2 Trans ROW

NEW MEXICO GAS COMPANY, INC.

Other Rate Base, Transmission Right of Way Estimates
Base Period - 12 Months Ending March 31, 2023
Future Test Year - 12 Months Ending September 30, 2025

	F	G	M	N	O	P	Q	R	S	T	U
2	**G/L Accounts**	**Description**	**Period Ending 8/31/2022**	**Period Ending 9/30/2022**	**Period Ending 10/31/2022**	**Period Ending 11/30/2022**	**Period Ending 12/31/2022**	**Period Ending 1/31/2023**	**Period Ending 2/28/2023**	**Period Ending 3/31/2023**	**Total Base Period Ending 3/31/2023**
39	**1860201 and 1860202**	**Right-of-Way 5:**									
40		Beginning Balance	1,146,876	1,135,407	1,123,938	1,112,469	1,101,001	1,089,532	1,078,063	1,066,594	**1,192,751**
41		Amortization/Expense	(11,469)	(11,469)	(11,469)	(11,469)	(11,469)	(11,469)	(11,469)	(11,469)	**(137,625)**
42											
43		Renewal Cost									-
44		Renewal Term (Years)									
45											
46		**Ending Balance**	**1,135,407**	**1,123,938**	**1,112,469**	**1,101,001**	**1,089,532**	**1,078,063**	**1,066,594**	**1,055,126**	**1,055,126**
47											
48	**1860201 and 1860202**	**Right-of-Way 6:**									
49		Beginning Balance	596,059	592,031	588,004	583,976	579,949	575,921	571,894	567,867	**612,168**
50		Amortization/Expense	(4,027)	(4,027)	(4,027)	(4,027)	(4,027)	(4,027)	(4,027)	(4,027)	**(48,329)**
51											
52		Renewal Cost									-
53		Renewal Term (Years)									
54											
55		**Ending Balance**	**592,031**	**588,004**	**583,976**	**579,949**	**575,921**	**571,894**	**567,867**	**563,839**	**563,839**
56											
57	**1860201 and 1860202**	**Right-of-Way 7:**									
58		Beginning Balance	369,116	366,703	364,291	361,878	359,466	357,053	354,641	352,228	**378,766**
59		Amortization/Expense	(2,413)	(2,413)	(2,413)	(2,413)	(2,413)	(2,413)	(2,413)	(2,413)	**(28,950)**
60											
61		Renewal Cost									-
62		Renewal Term (Years)									
63											
64		**Ending Balance**	**366,703**	**364,291**	**361,878**	**359,466**	**357,053**	**354,641**	**352,228**	**349,816**	**349,816**
65											
66	**1860201 and 1860202**	**Right-of-Way 8:**									
67		Beginning Balance	1,728,664	1,717,366	1,706,067	1,694,769	1,683,470	1,672,172	1,660,873	1,649,575	**1,773,858**
68		Amortization/Expense	(11,298)	(11,298)	(11,298)	(11,298)	(11,298)	(11,298)	(11,298)	(11,298)	**(135,582)**
69											
70		Renewal Cost									-
71		Renewal Term (Years)									
72											
73		**Ending Balance**	**1,717,366**	**1,706,067**	**1,694,769**	**1,683,470**	**1,672,172**	**1,660,873**	**1,649,575**	**1,638,276**	**1,638,276**
74											

Sponsored by NMGC Witness Erik C. Buchanan

NEW MEXICO GAS COMPANY, INC.

Other Rate Base, Transmission Right of Way Estimates
Base Period - 12 Months Ending March 31, 2023
Future Test Year - 12 Months Ending September 30, 2025

	F	G	V	W	X	Y	Z	AA	AB	AC	AD	AE
2	**G/L Accounts**	**Description**	**Period Ending 4/30/2023**	**Period Ending 5/31/2023**	**Period Ending 6/30/2023**	**Period Ending 7/31/2023**	**Period Ending 8/31/2023**	**Period Ending 9/30/2023**	**Period Ending 10/31/2023**	**Period Ending 11/30/2023**	**Period Ending 12/31/2023**	**Period Ending 1/31/2024**
39	**1860201 and 1860202**	**Right-of-Way 5:**										
40		Beginning Balance	1,055,126	1,043,657	1,032,188	1,020,719	1,009,251	997,782	986,313	974,844	963,376	951,907
41		Amortization/Expense	(11,469)	(11,469)	(11,469)	(11,469)	(11,469)	(11,469)	(11,469)	(11,469)	(11,469)	(11,469)
42												
43		Renewal Cost										
44		Renewal Term (Years)										
45												
46		**Ending Balance**	**1,043,657**	**1,032,188**	**1,020,719**	**1,009,251**	**997,782**	**986,313**	**974,844**	**963,376**	**951,907**	**940,438**
47												
48	**1860201 and 1860202**	**Right-of-Way 6:**										
49		Beginning Balance	563,839	559,812	555,784	551,757	547,730	543,702	539,675	535,647	531,620	527,592
50		Amortization/Expense	(4,027)	(4,027)	(4,027)	(4,027)	(4,027)	(4,027)	(4,027)	(4,027)	(4,027)	(4,027)
51												
52		Renewal Cost										
53		Renewal Term (Years)										
54												
55		**Ending Balance**	**559,812**	**555,784**	**551,757**	**547,730**	**543,702**	**539,675**	**535,647**	**531,620**	**527,592**	**523,565**
56												
57	**1860201 and 1860202**	**Right-of-Way 7:**										
58		Beginning Balance	349,816	347,403	344,991	342,578	340,165	337,753	335,340	332,928	330,515	328,103
59		Amortization/Expense	(2,413)	(2,413)	(2,413)	(2,413)	(2,413)	(2,413)	(2,413)	(2,413)	(2,413)	(2,413)
60												
61		Renewal Cost										
62		Renewal Term (Years)										
63												
64		**Ending Balance**	**347,403**	**344,991**	**342,578**	**340,165**	**337,753**	**335,340**	**332,928**	**330,515**	**328,103**	**325,690**
65												
66	**1860201 and 1860202**	**Right-of-Way 8:**										
67		Beginning Balance	1,638,276	1,626,978	1,615,679	1,604,381	1,593,083	1,581,784	1,570,486	1,559,187	1,547,889	1,536,590
68		Amortization/Expense	(11,298)	(11,298)	(11,298)	(11,298)	(11,298)	(11,298)	(11,298)	(11,298)	(11,298)	(11,298)
69												
70		Renewal Cost										
71		Renewal Term (Years)										
72												
73		**Ending Balance**	**1,626,978**	**1,615,679**	**1,604,381**	**1,593,083**	**1,581,784**	**1,570,486**	**1,559,187**	**1,547,889**	**1,536,590**	**1,525,292**
74												

NEW MEXICO GAS COMPANY, INC.

Other Rate Base, Transmission Right of Way Estimates
Base Period - 12 Months Ending March 31, 2023
Future Test Year - 12 Months Ending September 30, 2025

	F	G	AF	AG	AH	AI	AJ	AK	AL	AM	AN
2	**G/L Accounts**	**Description**	**Period Ending 2/29/2024**	**Period Ending 3/31/2024**	**Total Linkage Period 1 Ending 3/31/2024**	**Period Ending 4/30/2024**	**Period Ending 5/31/2024**	**Period Ending 6/30/2024**	**Period Ending 7/31/2024**	**Period Ending 8/31/2024**	**Period Ending 9/30/2024**
39	**1860201 and 1860202**	**Right-of-Way 5:**									
40		Beginning Balance	940,438	928,969	**1,055,126**	917,501	906,032	894,563	883,094	871,626	860,157
41		Amortization/Expense	(11,469)	(11,469)	**(137,625)**	(11,469)	(11,469)	(11,469)	(11,469)	(11,469)	(11,469)
42											
43		Renewal Cost			-						
44		Renewal Term (Years)									
45											
46		**Ending Balance**	**928,969**	**917,501**	**917,501**	**906,032**	**894,563**	**883,094**	**871,626**	**860,157**	**848,688**
47											
48	**1860201 and 1860202**	**Right-of-Way 6:**									
49		Beginning Balance	523,565	519,538	**563,839**	515,510	511,483	507,455	503,428	499,400	495,373
50		Amortization/Expense	(4,027)	(4,027)	**(48,329)**	(4,027)	(4,027)	(4,027)	(4,027)	(4,027)	(4,027)
51											
52		Renewal Cost			-						
53		Renewal Term (Years)									
54											
55		**Ending Balance**	**519,538**	**515,510**	**515,510**	**511,483**	**507,455**	**503,428**	**499,400**	**495,373**	**491,346**
56											
57	**1860201 and 1860202**	**Right-of-Way 7:**									
58		Beginning Balance	325,690	323,278	**349,816**	320,865	318,453	316,040	313,628	311,215	308,803
59		Amortization/Expense	(2,413)	(2,413)	**(28,950)**	(2,413)	(2,413)	(2,413)	(2,413)	(2,413)	(2,413)
60											
61		Renewal Cost			-						
62		Renewal Term (Years)									
63											
64		**Ending Balance**	**323,278**	**320,865**	**320,865**	**318,453**	**316,040**	**313,628**	**311,215**	**308,803**	**306,390**
65											
66	**1860201 and 1860202**	**Right-of-Way 8:**									
67		Beginning Balance	1,525,292	1,513,993	**1,638,276**	1,502,695	1,491,396	1,480,098	1,468,799	1,457,501	1,446,203
68		Amortization/Expense	(11,298)	(11,298)	**(135,582)**	(11,298)	(11,298)	(11,298)	(11,298)	(11,298)	(11,298)
69											
70		Renewal Cost			-						
71		Renewal Term (Years)									
72											
73		**Ending Balance**	**1,513,993**	**1,502,695**	**1,502,695**	**1,491,396**	**1,480,098**	**1,468,799**	**1,457,501**	**1,446,203**	**1,434,904**
74											

NEW MEXICO GAS COMPANY, INC.

Other Rate Base, Transmission Right of Way Estimates
Base Period - 12 Months Ending March 31, 2023
Future Test Year - 12 Months Ending September 30, 2025

	F	G	AO	AP	AQ	AR	AS	AT	AU	AV	AW
2	G/L Accounts	Description	Total Linkage Period 2 Ending 9/30/2024	Period Ending 10/31/2024	Period Ending 11/30/2024	Period Ending 12/31/2024	Period Ending 1/31/2025	Period Ending 2/28/2025	Period Ending 3/31/2025	Period Ending 4/30/2025	Period Ending 5/31/2025
39	1860201 and 1860202	**Right-of-Way 5:**									
40		Beginning Balance	**986,313**	848,688	837,219	825,751	814,282	802,813	791,344	779,876	768,407
41		Amortization/Expense	**(137,625)**	(11,469)	(11,469)	(11,469)	(11,469)	(11,469)	(11,469)	(11,469)	(11,469)
42											
43		Renewal Cost	-								
44		Renewal Term (Years)									
45											
46		**Ending Balance**	**848,688**	**837,219**	**825,751**	**814,282**	**802,813**	**791,344**	**779,876**	**768,407**	**756,938**
47											
48	1860201 and 1860202	**Right-of-Way 6:**									
49		Beginning Balance	**539,675**	491,346	487,318	483,291	479,263	475,236	471,209	467,181	463,154
50		Amortization/Expense	**(48,329)**	(4,027)	(4,027)	(4,027)	(4,027)	(4,027)	(4,027)	(4,027)	(4,027)
51											
52		Renewal Cost	-								
53		Renewal Term (Years)									
54											
55		**Ending Balance**	**491,346**	**487,318**	**483,291**	**479,263**	**475,236**	**471,209**	**467,181**	**463,154**	**459,126**
56											
57	1860201 and 1860202	**Right-of-Way 7:**									
58		Beginning Balance	**335,340**	306,390	303,978	301,565	299,153	296,740	294,328	291,915	289,503
59		Amortization/Expense	**(28,950)**	(2,413)	(2,413)	(2,413)	(2,413)	(2,413)	(2,413)	(2,413)	(2,413)
60											
61		Renewal Cost	-								
62		Renewal Term (Years)									
63											
64		**Ending Balance**	**306,390**	**303,978**	**301,565**	**299,153**	**296,740**	**294,328**	**291,915**	**289,503**	**287,090**
65											
66	1860201 and 1860202	**Right-of-Way 8:**									
67		Beginning Balance	**1,570,486**	1,434,904	1,423,606	1,412,307	1,401,009	1,389,710	1,378,412	1,367,113	1,355,815
68		Amortization/Expense	**(135,582)**	(11,298)	(11,298)	(11,298)	(11,298)	(11,298)	(11,298)	(11,298)	(11,298)
69											
70		Renewal Cost	-								
71		Renewal Term (Years)									
72											
73		**Ending Balance**	**1,434,904**	**1,423,606**	**1,412,307**	**1,401,009**	**1,389,710**	**1,378,412**	**1,367,113**	**1,355,815**	**1,344,516**
74											

Sponsored by NMGC Witness Erik C. Buchanan

630 Schedule H-7.2 Trans ROW

NEW MEXICO GAS COMPANY, INC.

Other Rate Base, Transmission Right of Way Estimates
Base Period - 12 Months Ending March 31, 2023
Future Test Year - 12 Months Ending September 30, 2025

	F	G	AX	AY	AZ	BA	BB	BC	BD	BE	BF
2	G/L Accounts	Description	Period Ending 6/30/2025	Period Ending 7/31/2025	Period Ending 8/31/2025	Period Ending 9/30/2025	Total Future Test Year Ending 9/30/2025	Future Test Year 13-Month Average Adjustment	Future Test Period Adjustments	Total Future Test Period Adjustments	Adjusted Future Test Period Ending 9/30/2025
39	1860201 and 1860202	**Right-of-Way 5:**									
40		Beginning Balance	756,938	745,469	734,001	722,532	**848,688**				
41		Amortization/Expense	(11,469)	(11,469)	(11,469)	(11,469)	**(137,625)**				
42											
43		Renewal Cost					-				
44		Renewal Term (Years)									
45											
46		**Ending Balance**	**745,469**	**734,001**	**722,532**	**711,063**	**711,063**	**68,812**		**68,812**	**779,876**
47											
48	1860201 and 1860202	**Right-of-Way 6:**									
49		Beginning Balance	459,126	455,099	451,071	447,044	**491,346**				
50		Amortization/Expense	(4,027)	(4,027)	(4,027)	(4,027)	**(48,329)**				
51											
52		Renewal Cost					-				
53		Renewal Term (Years)									
54											
55		**Ending Balance**	**455,099**	**451,071**	**447,044**	**443,017**	**443,017**	**24,165**		**24,165**	**467,181**
56											
57	1860201 and 1860202	**Right-of-Way 7:**									
58		Beginning Balance	287,090	284,678	282,265	279,852	**306,390**				
59		Amortization/Expense	(2,413)	(2,413)	(2,413)	(2,413)	**(28,950)**				
60											
61		Renewal Cost					-				
62		Renewal Term (Years)									
63											
64		**Ending Balance**	**284,678**	**282,265**	**279,852**	**277,440**	**277,440**	**14,475**		**14,475**	**291,915**
65											
66	1860201 and 1860202	**Right-of-Way 8:**									
67		Beginning Balance	1,344,516	1,333,218	1,321,919	1,310,621	**1,434,904**				
68		Amortization/Expense	(11,298)	(11,298)	(11,298)	(11,298)	**(135,582)**				
69											
70		Renewal Cost					-				
71		Renewal Term (Years)									
72											
73		**Ending Balance**	**1,333,218**	**1,321,919**	**1,310,621**	**1,299,323**	**1,299,323**	**67,791**		**67,791**	**1,367,113**
74											

Sponsored by NMGC Witness Erik C. Buchanan

630 Schedule H-7.2 Trans ROW

NEW MEXICO GAS COMPANY, INC.

Other Rate Base, Transmission Right of Way Estimates
Base Period - 12 Months Ending March 31, 2023
Future Test Year - 12 Months Ending September 30, 2025

	A	B	C	D	E	F	G	H	I	J	K	L
2	Total Base Period Ending Net Book Value PWP Rmng Life 3/31/2022	Monthly Depr Expense	End Of Life	Init Life	Remaining Life	G/L Accounts	Description	Base Period Beginning Balance 3/31/2022	Period Ending 4/30/2022	Period Ending 5/31/2022	Period Ending 6/30/2022	Period Ending 7/31/2022
75						1860201 and 1860202	**Right-of-Way 9:**					
76							Beginning Balance		1,736,782	1,725,859	1,714,936	1,704,013
77							Amortization/Expense		(10,923)	(10,923)	(10,923)	(10,923)
78												
79												
80							Renewal Term (Years)					
81												
82	**1,736,782**	**10,923**	**06/2035**	**300**	**159**		**Ending Balance**	**1,736,782**	**1,725,859**	**1,714,936**	**1,704,013**	**1,693,090**
83												
84						1860201 and 1860202	**Right-of-Way 10:**					
85							Beginning Balance		7,147,272	7,104,474	7,061,676	7,018,878
86							Amortization/Expense		(42,798)	(42,798)	(42,798)	(42,798)
87												
88							Renewal Cost					
89							Renewal Term (Years)					
90												
91	**7,147,272**	**42,798**	**02/2036**	**300**	**167**		**Ending Balance**	**7,147,272**	**7,104,474**	**7,061,676**	**7,018,878**	**6,976,080**
92												
93						1860201 and 1860202	**Right-of-Way 11:**					
94							Beginning Balance		1,245	1,232	1,220	1,207
95							Amortization/Expense		(13)	(12)	(12)	(12)
96												
97							Renewal Cost					
98							Renewal Term (Years)					
99												
100	**1,245**	**13**	**06/2030**	**240**	**99**		**Ending Balance**	**1,245**	**1,232**	**1,220**	**1,207**	**1,195**
101												
102						1860201 and 1860202	**Right-of-Way 12:**					
103							Beginning Balance		1,721,354	1,713,157	1,704,960	1,696,763
104							Amortization/Expense		(8,197)	(8,197)	(8,197)	(8,197)
105												
106							Renewal Cost					
107							Renewal Term (Years)					
108												
109	**1,721,354**	**8,197**	**09/2039**	**351**	**210**		**Ending Balance**	**1,721,354**	**1,713,157**	**1,704,960**	**1,696,763**	**1,688,566**
110												

NEW MEXICO GAS COMPANY, INC.

Other Rate Base, Transmission Right of Way Estimates
Base Period - 12 Months Ending March 31, 2023
Future Test Year - 12 Months Ending September 30, 2025

	F	G	M	N	O	P	Q	R	S	T	U
2	**G/L Accounts**	**Description**	**Period Ending 8/31/2022**	**Period Ending 9/30/2022**	**Period Ending 10/31/2022**	**Period Ending 11/30/2022**	**Period Ending 12/31/2022**	**Period Ending 1/31/2023**	**Period Ending 2/28/2023**	**Period Ending 3/31/2023**	**Total Base Period Ending 3/31/2023**
75	**1860201 and 1860202**	**Right-of-Way 9:**									
76		Beginning Balance	1,693,090	1,682,167	1,671,244	1,660,320	1,649,397	1,638,474	1,627,551	1,616,628	**1,736,782**
77		Amortization/Expense	(10,923)	(10,923)	(10,923)	(10,923)	(10,923)	(10,923)	(10,923)	(10,923)	**(131,078)**
78											
79											-
80		Renewal Term (Years)									
81											
82		**Ending Balance**	**1,682,167**	**1,671,244**	**1,660,320**	**1,649,397**	**1,638,474**	**1,627,551**	**1,616,628**	**1,605,705**	**1,605,705**
83											
84	**1860201 and 1860202**	**Right-of-Way 10:**									
85		Beginning Balance	6,976,080	6,933,282	6,890,484	6,847,686	6,804,888	6,762,090	6,719,292	6,676,494	**7,147,272**
86		Amortization/Expense	(42,798)	(42,798)	(42,798)	(42,798)	(42,798)	(42,798)	(42,798)	(42,798)	**(513,576)**
87											
88		Renewal Cost									-
89		Renewal Term (Years)									
90											
91		**Ending Balance**	**6,933,282**	**6,890,484**	**6,847,686**	**6,804,888**	**6,762,090**	**6,719,292**	**6,676,494**	**6,633,696**	**6,633,696**
92											
93	**1860201 and 1860202**	**Right-of-Way 11:**									
94		Beginning Balance	1,195	1,183	1,171	1,160	1,148	1,137	1,125	1,114	**1,245**
95		Amortization/Expense	(12)	(12)	(12)	(12)	(11)	(11)	(11)	(11)	**(142)**
96											
97		Renewal Cost									-
98		Renewal Term (Years)									
99											
100		**Ending Balance**	**1,183**	**1,171**	**1,160**	**1,148**	**1,137**	**1,125**	**1,114**	**1,103**	**1,103**
101											
102	**1860201 and 1860202**	**Right-of-Way 12:**									
103		Beginning Balance	1,688,566	1,680,369	1,672,172	1,663,975	1,655,778	1,647,581	1,639,385	1,631,188	**1,721,354**
104		Amortization/Expense	(8,197)	(8,197)	(8,197)	(8,197)	(8,197)	(8,197)	(8,197)	(8,197)	**(98,363)**
105											
106		Renewal Cost									-
107		Renewal Term (Years)									
108											
109		**Ending Balance**	**1,680,369**	**1,672,172**	**1,663,975**	**1,655,778**	**1,647,581**	**1,639,385**	**1,631,188**	**1,622,991**	**1,622,991**
110											

Sponsored by NMGC Witness Erik C. Buchanan

630 Schedule H-7.2 Trans ROW

NEW MEXICO GAS COMPANY, INC.

Other Rate Base, Transmission Right of Way Estimates
Base Period - 12 Months Ending March 31, 2023
Future Test Year - 12 Months Ending September 30, 2025

	F	G	V	W	X	Y	Z	AA	AB	AC	AD	AE
2	**G/L Accounts**	**Description**	**Period Ending 4/30/2023**	**Period Ending 5/31/2023**	**Period Ending 6/30/2023**	**Period Ending 7/31/2023**	**Period Ending 8/31/2023**	**Period Ending 9/30/2023**	**Period Ending 10/31/2023**	**Period Ending 11/30/2023**	**Period Ending 12/31/2023**	**Period Ending 1/31/2024**
75	**1860201 and 1860202**	**Right-of-Way 9:**										
76		Beginning Balance	1,605,705	1,594,781	1,583,858	1,572,935	1,562,012	1,551,089	1,540,166	1,529,242	1,518,319	1,507,396
77		Amortization/Expense	(10,923)	(10,923)	(10,923)	(10,923)	(10,923)	(10,923)	(10,923)	(10,923)	(10,923)	(10,923)
78												
79												
80		Renewal Term (Years)										
81												
82		**Ending Balance**	**1,594,781**	**1,583,858**	**1,572,935**	**1,562,012**	**1,551,089**	**1,540,166**	**1,529,242**	**1,518,319**	**1,507,396**	**1,496,473**
83												
84	**1860201 and 1860202**	**Right-of-Way 10:**										
85		Beginning Balance	6,633,696	6,590,898	6,548,100	6,505,302	6,462,504	6,419,706	6,376,908	6,334,110	6,291,312	6,248,514
86		Amortization/Expense	(42,798)	(42,798)	(42,798)	(42,798)	(42,798)	(42,798)	(42,798)	(42,798)	(42,798)	(42,798)
87												
88		Renewal Cost										
89		Renewal Term (Years)										
90												
91		**Ending Balance**	**6,590,898**	**6,548,100**	**6,505,302**	**6,462,504**	**6,419,706**	**6,376,908**	**6,334,110**	**6,291,312**	**6,248,514**	**6,205,716**
92												
93	**1860201 and 1860202**	**Right-of-Way 11:**										
94		Beginning Balance	1,103	1,092	1,081	1,071	1,060	1,050	1,040	1,030	1,020	1,010
95		Amortization/Expense	(11)	(11)	(11)	(10)	(10)	(10)	(10)	(10)	(10)	(10)
96												
97		Renewal Cost										
98		Renewal Term (Years)										
99												
100		**Ending Balance**	**1,092**	**1,081**	**1,071**	**1,060**	**1,050**	**1,040**	**1,030**	**1,020**	**1,010**	**1,000**
101												
102	**1860201 and 1860202**	**Right-of-Way 12:**										
103		Beginning Balance	1,622,991	1,614,794	1,606,597	1,598,400	1,590,203	1,582,006	1,573,809	1,565,612	1,557,415	1,549,218
104		Amortization/Expense	(8,197)	(8,197)	(8,197)	(8,197)	(8,197)	(8,197)	(8,197)	(8,197)	(8,197)	(8,197)
105												
106		Renewal Cost										
107		Renewal Term (Years)										
108												
109		**Ending Balance**	**1,614,794**	**1,606,597**	**1,598,400**	**1,590,203**	**1,582,006**	**1,573,809**	**1,565,612**	**1,557,415**	**1,549,218**	**1,541,021**
110												

Sponsored by NMGC Witness Erik C. Buchanan

NEW MEXICO GAS COMPANY, INC.

Other Rate Base, Transmission Right of Way Estimates
Base Period - 12 Months Ending March 31, 2023
Future Test Year - 12 Months Ending September 30, 2025

	F	G	AF	AG	AH	AI	AJ	AK	AL	AM	AN
2	**G/L Accounts**	**Description**	**Period Ending 2/29/2024**	**Period Ending 3/31/2024**	**Total Linkage Period 1 Ending 3/31/2024**	**Period Ending 4/30/2024**	**Period Ending 5/31/2024**	**Period Ending 6/30/2024**	**Period Ending 7/31/2024**	**Period Ending 8/31/2024**	**Period Ending 9/30/2024**
75	**1860201 and 1860202**	**Right-of-Way 9:**									
76		Beginning Balance	1,496,473	1,485,550	**1,605,705**	1,474,627	1,463,703	1,452,780	1,441,857	1,430,934	1,420,011
77		Amortization/Expense	(10,923)	(10,923)	**(131,078)**	(10,923)	(10,923)	(10,923)	(10,923)	(10,923)	(10,923)
78											
79					-						
80		Renewal Term (Years)									
81											
82		**Ending Balance**	**1,485,550**	**1,474,627**	**1,474,627**	**1,463,703**	**1,452,780**	**1,441,857**	**1,430,934**	**1,420,011**	**1,409,088**
83											
84	**1860201 and 1860202**	**Right-of-Way 10:**									
85		Beginning Balance	6,205,716	6,162,918	**6,633,696**	6,120,120	6,077,321	6,034,523	5,991,725	5,948,927	5,906,129
86		Amortization/Expense	(42,798)	(42,798)	**(513,576)**	(42,798)	(42,798)	(42,798)	(42,798)	(42,798)	(42,798)
87											
88		Renewal Cost			-						
89		Renewal Term (Years)									
90											
91		**Ending Balance**	**6,162,918**	**6,120,120**	**6,120,120**	**6,077,321**	**6,034,523**	**5,991,725**	**5,948,927**	**5,906,129**	**5,863,331**
92											
93	**1860201 and 1860202**	**Right-of-Way 11:**									
94		Beginning Balance	1,000	991	**1,103**	982	972	963	954	946	937
95		Amortization/Expense	(9)	(9)	**(121)**	(9)	(9)	(9)	(9)	(9)	(9)
96											
97		Renewal Cost			-						
98		Renewal Term (Years)									
99											
100		**Ending Balance**	**991**	**982**	**982**	**972**	**963**	**954**	**946**	**937**	**928**
101											
102	**1860201 and 1860202**	**Right-of-Way 12:**									
103		Beginning Balance	1,541,021	1,532,825	**1,622,991**	1,524,628	1,516,431	1,508,234	1,500,037	1,491,840	1,483,643
104		Amortization/Expense	(8,197)	(8,197)	**(98,363)**	(8,197)	(8,197)	(8,197)	(8,197)	(8,197)	(8,197)
105											
106		Renewal Cost			-						
107		Renewal Term (Years)									
108											
109		**Ending Balance**	**1,532,825**	**1,524,628**	**1,524,628**	**1,516,431**	**1,508,234**	**1,500,037**	**1,491,840**	**1,483,643**	**1,475,446**
110											

Sponsored by NMGC Witness Erik C. Buchanan

NEW MEXICO GAS COMPANY, INC.

Other Rate Base, Transmission Right of Way Estimates
Base Period - 12 Months Ending March 31, 2023
Future Test Year - 12 Months Ending September 30, 2025

	F	G	AO	AP	AQ	AR	AS	AT	AU	AV	AW
2	**G/L Accounts**	**Description**	**Total Linkage Period 2 Ending 9/30/2024**	**Period Ending 10/31/2024**	**Period Ending 11/30/2024**	**Period Ending 12/31/2024**	**Period Ending 1/31/2025**	**Period Ending 2/28/2025**	**Period Ending 3/31/2025**	**Period Ending 4/30/2025**	**Period Ending 5/31/2025**
75	**1860201 and 1860202**	**Right-of-Way 9:**									
76		Beginning Balance	**1,540,166**	1,409,088	1,398,165	1,387,241	1,376,318	1,365,395	1,354,472	1,343,549	1,332,626
77		Amortization/Expense	**(131,078)**	(10,923)	(10,923)	(10,923)	(10,923)	(10,923)	(10,923)	(10,923)	(10,923)
78											
79			-								
80		Renewal Term (Years)									
81											
82		**Ending Balance**	**1,409,088**	**1,398,165**	**1,387,241**	**1,376,318**	**1,365,395**	**1,354,472**	**1,343,549**	**1,332,626**	**1,321,702**
83											
84	**1860201 and 1860202**	**Right-of-Way 10:**									
85		Beginning Balance	**6,376,908**	5,863,331	5,820,533	5,777,735	5,734,937	5,692,139	5,649,341	5,606,543	5,563,745
86		Amortization/Expense	**(513,576)**	(42,798)	(42,798)	(42,798)	(42,798)	(42,798)	(42,798)	(42,798)	(42,798)
87											
88		Renewal Cost	-								
89		Renewal Term (Years)									
90											
91		**Ending Balance**	**5,863,331**	**5,820,533**	**5,777,735**	**5,734,937**	**5,692,139**	**5,649,341**	**5,606,543**	**5,563,745**	**5,520,947**
92											
93	**1860201 and 1860202**	**Right-of-Way 11:**									
94		Beginning Balance	**1,040**	928	920	912	904	896	888	880	873
95		Amortization/Expense	**(111)**	(8)	(8)	(8)	(8)	(8)	(8)	(8)	(7)
96											
97		Renewal Cost	-								
98		Renewal Term (Years)									
99											
100		**Ending Balance**	**928**	**920**	**912**	**904**	**896**	**888**	**880**	**873**	**865**
101											
102	**1860201 and 1860202**	**Right-of-Way 12:**									
103		Beginning Balance	**1,573,809**	1,475,446	1,467,249	1,459,052	1,450,855	1,442,658	1,434,462	1,426,265	1,418,068
104		Amortization/Expense	**(98,363)**	(8,197)	(8,197)	(8,197)	(8,197)	(8,197)	(8,197)	(8,197)	(8,197)
105											
106		Renewal Cost	-								
107		Renewal Term (Years)									
108											
109		**Ending Balance**	**1,475,446**	**1,467,249**	**1,459,052**	**1,450,855**	**1,442,658**	**1,434,462**	**1,426,265**	**1,418,068**	**1,409,871**
110											

NEW MEXICO GAS COMPANY, INC.

Other Rate Base, Transmission Right of Way Estimates
Base Period - 12 Months Ending March 31, 2023
Future Test Year - 12 Months Ending September 30, 2025

	F	G	AX	AY	AZ	BA	BB	BC	BD	BE	BF
2	G/L Accounts	Description	Period Ending 6/30/2025	Period Ending 7/31/2025	Period Ending 8/31/2025	Period Ending 9/30/2025	Total Future Test Year Ending 9/30/2025	Future Test Year 13-Month Average Adjustment	Future Test Period Adjustments	Total Future Test Period Adjustments	Adjusted Future Test Period Ending 9/30/2025
75	1860201 and 1860202	**Right-of-Way 9:**									
76		Beginning Balance	1,321,702	1,310,779	1,299,856	1,288,933	**1,409,088**				
77		Amortization/Expense	(10,923)	(10,923)	(10,923)	(10,923)	**(131,078)**				
78											
79							-				
80		Renewal Term (Years)									
81											
82		**Ending Balance**	**1,310,779**	**1,299,856**	**1,288,933**	**1,278,010**	**1,278,010**	**65,539**		**65,539**	**1,343,549**
83											
84	1860201 and 1860202	**Right-of-Way 10:**									
85		Beginning Balance	5,520,947	5,478,149	5,435,351	5,392,553	**5,863,331**				
86		Amortization/Expense	(42,798)	(42,798)	(42,798)	(42,798)	**(513,576)**				
87											
88		Renewal Cost					-				
89		Renewal Term (Years)									
90											
91		**Ending Balance**	**5,478,149**	**5,435,351**	**5,392,553**	**5,349,755**	**5,349,755**	**256,788**		**256,788**	**5,606,543**
92											
93	1860201 and 1860202	**Right-of-Way 11:**									
94		Beginning Balance	865	858	851	844	**928**				
95		Amortization/Expense	(7)	(7)	(7)	(7)	**(91)**				
96											
97		Renewal Cost					-				
98		Renewal Term (Years)									
99											
100		**Ending Balance**	**858**	**851**	**844**	**837**	**837**	**44**		**44**	**881**
101											
102	1860201 and 1860202	**Right-of-Way 12:**									
103		Beginning Balance	1,409,871	1,401,674	1,393,477	1,385,280	**1,475,446**				
104		Amortization/Expense	(8,197)	(8,197)	(8,197)	(8,197)	**(98,363)**				
105											
106		Renewal Cost					-				
107		Renewal Term (Years)									
108											
109		**Ending Balance**	**1,401,674**	**1,393,477**	**1,385,280**	**1,377,083**	**1,377,083**	**49,182**		**49,182**	**1,426,265**
110											

Sponsored by NMGC Witness Erik C. Buchanan

630 Schedule H-7.2 Trans ROW

NEW MEXICO GAS COMPANY, INC.

Other Rate Base, Transmission Right of Way Estimates
Base Period - 12 Months Ending March 31, 2023
Future Test Year - 12 Months Ending September 30, 2025

	A	B	C	D	E	F	G	H	I	J	K	L
2	Total Base Period Ending Net Book Value PWP Rmng Life 3/31/2022	Monthly Depr Expense	End Of Life	Init Life	Remaining Life	G/L Accounts	Description	Base Period Beginning Balance 3/31/2022	Period Ending 4/30/2022	Period Ending 5/31/2022	Period Ending 6/30/2022	Period Ending 7/31/2022
111						1860201 and 1860202	**Right-of-Way 13:**					
112							Beginning Balance		954,319	949,774	945,230	940,686
113							Amortization/Expense		(4,544)	(4,544)	(4,544)	(4,544)
114												
115							Renewal Cost					
116							Renewal Term (Years)					
117												
118	**954,319**	**4,544**	**09/2039**	**333**	**210**		**Ending Balance**	**954,319**	**949,774**	**945,230**	**940,686**	**936,141**
119												
120						1860201 and 1860202	**Right-of-Way 14:**					
121							Beginning Balance		110,057	109,009	107,961	106,913
122							Amortization/Expense		(1,048)	(1,048)	(1,048)	(1,048)
123												
124							Renewal Cost					
125							Renewal Term (Years)					
126												
127	**110,057**	**1,048**	**12/2030**	**240**	**105**		**Ending Balance**	**110,057**	**109,009**	**107,961**	**106,913**	**105,864**
128												
129						1860201 and 1860202	**Right-of-Way 15:**					
130							Beginning Balance		1,174,282	1,168,690	1,163,098	1,157,506
131							Amortization/Expense		(5,592)	(5,592)	(5,592)	(5,592)
132												
133							Renewal Cost					
134							Renewal Term (Years)					
135												
136	**1,174,282**	**5,592**	**09/2039**	**300**	**210**		**Ending Balance**	**1,174,282**	**1,168,690**	**1,163,098**	**1,157,506**	**1,151,914**
137												
138						1860201 and 1860202	**Right-of-Way 16:**					
139							Beginning Balance		3,823,391	3,800,496	3,777,602	3,754,707
140							Amortization/Expense		(22,895)	(22,895)	(22,895)	(22,895)
141												
142							Renewal Cost					
143							Renewal Term (Years)					
144												
145	**3,823,391**	**22,895**	**02/2036**	**240**	**167**		**Ending Balance**	**3,823,391**	**3,800,496**	**3,777,602**	**3,754,707**	**3,731,813**
146												

NEW MEXICO GAS COMPANY, INC.

Other Rate Base, Transmission Right of Way Estimates
Base Period - 12 Months Ending March 31, 2023
Future Test Year - 12 Months Ending September 30, 2025

	F	G	M	N	O	P	Q	R	S	T	U
2	**G/L Accounts**	**Description**	**Period Ending 8/31/2022**	**Period Ending 9/30/2022**	**Period Ending 10/31/2022**	**Period Ending 11/30/2022**	**Period Ending 12/31/2022**	**Period Ending 1/31/2023**	**Period Ending 2/28/2023**	**Period Ending 3/31/2023**	**Total Base Period Ending 3/31/2023**
111	**1860201 and 1860202**	**Right-of-Way 13:**									
112		Beginning Balance	936,141	931,597	927,052	922,508	917,964	913,419	908,875	904,331	**954,319**
113		Amortization/Expense	(4,544)	(4,544)	(4,544)	(4,544)	(4,544)	(4,544)	(4,544)	(4,544)	**(54,532)**
114											
115		Renewal Cost									-
116		Renewal Term (Years)									
117											
118		**Ending Balance**	**931,597**	**927,052**	**922,508**	**917,964**	**913,419**	**908,875**	**904,331**	**899,786**	**899,786**
119											
120	**1860201 and 1860202**	**Right-of-Way 14:**									
121		Beginning Balance	105,864	104,816	103,768	102,720	101,672	100,624	99,575	98,527	**110,057**
122		Amortization/Expense	(1,048)	(1,048)	(1,048)	(1,048)	(1,048)	(1,048)	(1,048)	(1,048)	**(12,578)**
123											
124		Renewal Cost									-
125		Renewal Term (Years)									
126											
127		**Ending Balance**	**104,816**	**103,768**	**102,720**	**101,672**	**100,624**	**99,575**	**98,527**	**97,479**	**97,479**
128											
129	**1860201 and 1860202**	**Right-of-Way 15:**									
130		Beginning Balance	1,151,914	1,146,322	1,140,731	1,135,139	1,129,547	1,123,955	1,118,363	1,112,771	**1,174,282**
131		Amortization/Expense	(5,592)	(5,592)	(5,592)	(5,592)	(5,592)	(5,592)	(5,592)	(5,592)	**(67,102)**
132											
133		Renewal Cost									-
134		Renewal Term (Years)									
135											
136		**Ending Balance**	**1,146,322**	**1,140,731**	**1,135,139**	**1,129,547**	**1,123,955**	**1,118,363**	**1,112,771**	**1,107,180**	**1,107,180**
137											
138	**1860201 and 1860202**	**Right-of-Way 16:**									
139		Beginning Balance	3,731,813	3,708,918	3,686,024	3,663,129	3,640,234	3,617,340	3,594,445	3,571,551	**3,823,391**
140		Amortization/Expense	(22,895)	(22,895)	(22,895)	(22,895)	(22,895)	(22,895)	(22,895)	(22,895)	**(274,735)**
141											
142		Renewal Cost									-
143		Renewal Term (Years)									
144											
145		**Ending Balance**	**3,708,918**	**3,686,024**	**3,663,129**	**3,640,234**	**3,617,340**	**3,594,445**	**3,571,551**	**3,548,656**	**3,548,656**
146											

Sponsored by NMGC Witness Erik C. Buchanan

NEW MEXICO GAS COMPANY, INC.

Other Rate Base, Transmission Right of Way Estimates
Base Period - 12 Months Ending March 31, 2023
Future Test Year - 12 Months Ending September 30, 2025

	F	G	V	W	X	Y	Z	AA	AB	AC	AD	AE
2	**G/L Accounts**	**Description**	**Period Ending 4/30/2023**	**Period Ending 5/31/2023**	**Period Ending 6/30/2023**	**Period Ending 7/31/2023**	**Period Ending 8/31/2023**	**Period Ending 9/30/2023**	**Period Ending 10/31/2023**	**Period Ending 11/30/2023**	**Period Ending 12/31/2023**	**Period Ending 1/31/2024**
111	**1860201 and 1860202**	**Right-of-Way 13:**										
112		Beginning Balance	899,786	895,242	890,697	886,153	881,609	877,064	872,520	867,976	863,431	858,887
113		Amortization/Expense	(4,544)	(4,544)	(4,544)	(4,544)	(4,544)	(4,544)	(4,544)	(4,544)	(4,544)	(4,544)
114												
115		Renewal Cost										
116		Renewal Term (Years)										
117												
118		**Ending Balance**	**895,242**	**890,697**	**886,153**	**881,609**	**877,064**	**872,520**	**867,976**	**863,431**	**858,887**	**854,343**
119												
120	**1860201 and 1860202**	**Right-of-Way 14:**										
121		Beginning Balance	97,479	96,431	95,383	94,335	93,287	92,238	91,190	90,142	89,094	88,046
122		Amortization/Expense	(1,048)	(1,048)	(1,048)	(1,048)	(1,048)	(1,048)	(1,048)	(1,048)	(1,048)	(1,048)
123												
124		Renewal Cost										
125		Renewal Term (Years)										
126												
127		**Ending Balance**	**96,431**	**95,383**	**94,335**	**93,287**	**92,238**	**91,190**	**90,142**	**89,094**	**88,046**	**86,998**
128												
129	**1860201 and 1860202**	**Right-of-Way 15:**										
130		Beginning Balance	1,107,180	1,101,588	1,095,996	1,090,404	1,084,812	1,079,221	1,073,629	1,068,037	1,062,445	1,056,853
131		Amortization/Expense	(5,592)	(5,592)	(5,592)	(5,592)	(5,592)	(5,592)	(5,592)	(5,592)	(5,592)	(5,592)
132												
133		Renewal Cost										
134		Renewal Term (Years)										
135												
136		**Ending Balance**	**1,101,588**	**1,095,996**	**1,090,404**	**1,084,812**	**1,079,221**	**1,073,629**	**1,068,037**	**1,062,445**	**1,056,853**	**1,051,261**
137												
138	**1860201 and 1860202**	**Right-of-Way 16:**										
139		Beginning Balance	3,548,656	3,525,762	3,502,867	3,479,973	3,457,078	3,434,183	3,411,289	3,388,394	3,365,500	3,342,605
140		Amortization/Expense	(22,895)	(22,895)	(22,895)	(22,895)	(22,895)	(22,895)	(22,895)	(22,895)	(22,895)	(22,895)
141												
142		Renewal Cost										
143		Renewal Term (Years)										
144												
145		**Ending Balance**	**3,525,762**	**3,502,867**	**3,479,973**	**3,457,078**	**3,434,183**	**3,411,289**	**3,388,394**	**3,365,500**	**3,342,605**	**3,319,711**
146												

Sponsored by NMGC Witness Erik C. Buchanan

NEW MEXICO GAS COMPANY, INC.

Other Rate Base, Transmission Right of Way Estimates
Base Period - 12 Months Ending March 31, 2023
Future Test Year - 12 Months Ending September 30, 2025

	F	G	AF	AG	AH	AI	AJ	AK	AL	AM	AN
2	G/L Accounts	Description	Period Ending 2/29/2024	Period Ending 3/31/2024	Total Linkage Period 1 Ending 3/31/2024	Period Ending 4/30/2024	Period Ending 5/31/2024	Period Ending 6/30/2024	Period Ending 7/31/2024	Period Ending 8/31/2024	Period Ending 9/30/2024
111	1860201 and 1860202	**Right-of-Way 13:**									
112		Beginning Balance	854,343	849,798	**899,786**	845,254	840,709	836,165	831,621	827,076	822,532
113		Amortization/Expense	(4,544)	(4,544)	**(54,532)**	(4,544)	(4,544)	(4,544)	(4,544)	(4,544)	(4,544)
114											
115		Renewal Cost			-						
116		Renewal Term (Years)									
117											
118		**Ending Balance**	**849,798**	**845,254**	**845,254**	**840,709**	**836,165**	**831,621**	**827,076**	**822,532**	**817,988**
119											
120	1860201 and 1860202	**Right-of-Way 14:**									
121		Beginning Balance	86,998	85,949	**97,479**	84,901	83,853	82,805	81,757	80,709	79,660
122		Amortization/Expense	(1,048)	(1,048)	**(12,578)**	(1,048)	(1,048)	(1,048)	(1,048)	(1,048)	(1,048)
123											
124		Renewal Cost			-						
125		Renewal Term (Years)									
126											
127		**Ending Balance**	**85,949**	**84,901**	**84,901**	**83,853**	**82,805**	**81,757**	**80,709**	**79,660**	**78,612**
128											
129	1860201 and 1860202	**Right-of-Way 15:**									
130		Beginning Balance	1,051,261	1,045,670	**1,107,180**	1,040,078	1,034,486	1,028,894	1,023,302	1,017,711	1,012,119
131		Amortization/Expense	(5,592)	(5,592)	**(67,102)**	(5,592)	(5,592)	(5,592)	(5,592)	(5,592)	(5,592)
132											
133		Renewal Cost			-						
134		Renewal Term (Years)									
135											
136		**Ending Balance**	**1,045,670**	**1,040,078**	**1,040,078**	**1,034,486**	**1,028,894**	**1,023,302**	**1,017,711**	**1,012,119**	**1,006,527**
137											
138	1860201 and 1860202	**Right-of-Way 16:**									
139		Beginning Balance	3,319,711	3,296,816	**3,548,656**	3,273,922	3,251,027	3,228,132	3,205,238	3,182,343	3,159,449
140		Amortization/Expense	(22,895)	(22,895)	**(274,735)**	(22,895)	(22,895)	(22,895)	(22,895)	(22,895)	(22,895)
141											
142		Renewal Cost			-						
143		Renewal Term (Years)									
144											
145		**Ending Balance**	**3,296,816**	**3,273,922**	**3,273,922**	**3,251,027**	**3,228,132**	**3,205,238**	**3,182,343**	**3,159,449**	**3,136,554**
146											

Sponsored by NMGC Witness Erik C. Buchanan

NEW MEXICO GAS COMPANY, INC.

Other Rate Base, Transmission Right of Way Estimates
Base Period - 12 Months Ending March 31, 2023
Future Test Year - 12 Months Ending September 30, 2025

	F	G	AO	AP	AQ	AR	AS	AT	AU	AV	AW
2	**G/L Accounts**	**Description**	**Total Linkage Period 2 Ending 9/30/2024**	**Period Ending 10/31/2024**	**Period Ending 11/30/2024**	**Period Ending 12/31/2024**	**Period Ending 1/31/2025**	**Period Ending 2/28/2025**	**Period Ending 3/31/2025**	**Period Ending 4/30/2025**	**Period Ending 5/31/2025**
111	**1860201 and 1860202**	**Right-of-Way 13:**									
112		Beginning Balance	**872,520**	817,988	813,443	808,899	804,354	799,810	795,266	790,721	786,177
113		Amortization/Expense	**(54,532)**	(4,544)	(4,544)	(4,544)	(4,544)	(4,544)	(4,544)	(4,544)	(4,544)
114											
115		Renewal Cost	-								
116		Renewal Term (Years)									
117											
118		**Ending Balance**	**817,988**	**813,443**	**808,899**	**804,354**	**799,810**	**795,266**	**790,721**	**786,177**	**781,633**
119											
120	**1860201 and 1860202**	**Right-of-Way 14:**									
121		Beginning Balance	**91,190**	78,612	77,564	76,516	75,468	74,420	73,371	72,323	71,275
122		Amortization/Expense	**(12,578)**	(1,048)	(1,048)	(1,048)	(1,048)	(1,048)	(1,048)	(1,048)	(1,048)
123											
124		Renewal Cost	-								
125		Renewal Term (Years)									
126											
127		**Ending Balance**	**78,612**	**77,564**	**76,516**	**75,468**	**74,420**	**73,371**	**72,323**	**71,275**	**70,227**
128											
129	**1860201 and 1860202**	**Right-of-Way 15:**									
130		Beginning Balance	**1,073,629**	1,006,527	1,000,935	995,343	989,751	984,160	978,568	972,976	967,384
131		Amortization/Expense	**(67,102)**	(5,592)	(5,592)	(5,592)	(5,592)	(5,592)	(5,592)	(5,592)	(5,592)
132											
133		Renewal Cost	-								
134		Renewal Term (Years)									
135											
136		**Ending Balance**	**1,006,527**	**1,000,935**	**995,343**	**989,751**	**984,160**	**978,568**	**972,976**	**967,384**	**961,792**
137											
138	**1860201 and 1860202**	**Right-of-Way 16:**									
139		Beginning Balance	**3,411,289**	3,136,554	3,113,660	3,090,765	3,067,870	3,044,976	3,022,081	2,999,187	2,976,292
140		Amortization/Expense	**(274,735)**	(22,895)	(22,895)	(22,895)	(22,895)	(22,895)	(22,895)	(22,895)	(22,895)
141											
142		Renewal Cost	-								
143		Renewal Term (Years)									
144											
145		**Ending Balance**	**3,136,554**	**3,113,660**	**3,090,765**	**3,067,870**	**3,044,976**	**3,022,081**	**2,999,187**	**2,976,292**	**2,953,398**
146											

Sponsored by NMGC Witness Erik C. Buchanan

NEW MEXICO GAS COMPANY, INC.

Other Rate Base, Transmission Right of Way Estimates
Base Period - 12 Months Ending March 31, 2023
Future Test Year - 12 Months Ending September 30, 2025

	F	G	AX	AY	AZ	BA	BB	BC	BD	BE	BF
2	G/L Accounts	Description	Period Ending 6/30/2025	Period Ending 7/31/2025	Period Ending 8/31/2025	Period Ending 9/30/2025	Total Future Test Year Ending 9/30/2025	Future Test Year 13-Month Average Adjustment	Future Test Period Adjustments	Total Future Test Period Adjustments	Adjusted Future Test Period Ending 9/30/2025
111	1860201 and 1860202	**Right-of-Way 13:**									
112		Beginning Balance	781,633	777,088	772,544	767,999	**817,988**				
113		Amortization/Expense	(4,544)	(4,544)	(4,544)	(4,544)	**(54,532)**				
114											
115		Renewal Cost					-				
116		Renewal Term (Years)									
117											
118		**Ending Balance**	**777,088**	**772,544**	**767,999**	**763,455**	**763,455**	**27,266**		**27,266**	**790,721**
119											
120	1860201 and 1860202	**Right-of-Way 14:**									
121		Beginning Balance	70,227	69,179	68,131	67,082	**78,612**				
122		Amortization/Expense	(1,048)	(1,048)	(1,048)	(1,048)	**(12,578)**				
123											
124		Renewal Cost					-				
125		Renewal Term (Years)									
126											
127		**Ending Balance**	**69,179**	**68,131**	**67,082**	**66,034**	**66,034**	**6,289**		**6,289**	**72,323**
128											
129	1860201 and 1860202	**Right-of-Way 15:**									
130		Beginning Balance	961,792	956,201	950,609	945,017	**1,006,527**				
131		Amortization/Expense	(5,592)	(5,592)	(5,592)	(5,592)	**(67,102)**				
132											
133		Renewal Cost					-				
134		Renewal Term (Years)									
135											
136		**Ending Balance**	**956,201**	**950,609**	**945,017**	**939,425**	**939,425**	**33,551**		**33,551**	**972,976**
137											
138	1860201 and 1860202	**Right-of-Way 16:**									
139		Beginning Balance	2,953,398	2,930,503	2,907,609	2,884,714	**3,136,554**				
140		Amortization/Expense	(22,895)	(22,895)	(22,895)	(22,895)	**(274,735)**				
141											
142		Renewal Cost					-				
143		Renewal Term (Years)									
144											
145		**Ending Balance**	**2,930,503**	**2,907,609**	**2,884,714**	**2,861,819**	**2,861,819**	**137,367**		**137,367**	**2,999,187**
146											

Sponsored by NMGC Witness Erik C. Buchanan

630 Schedule H-7.2 Trans ROW

NEW MEXICO GAS COMPANY, INC.

Other Rate Base, Transmission Right of Way Estimates
Base Period - 12 Months Ending March 31, 2023
Future Test Year - 12 Months Ending September 30, 2025

	A	B	C	D	E	F	G	H	I	J	K	L
2	Total Base Period Ending Net Book Value PWP Rmng Life 3/31/2022	Monthly Depr Expense	End Of Life	Init Life	Remaining Life	G/L Accounts	Description	Base Period Beginning Balance 3/31/2022	Period Ending 4/30/2022	Period Ending 5/31/2022	Period Ending 6/30/2022	Period Ending 7/31/2022
147						1860201 and 1860202	**Right-of-Way 17:**					
148							Beginning Balance		399,860	397,480	395,100	392,720
149							Amortization/Expense		(2,380)	(2,380)	(2,380)	(2,380)
150												
151							Renewal Cost					
152							Renewal Term (Years)					
153												
154	**399,860**	**2,380**	**03/2036**	**300**	**168**		**Ending Balance**	**399,860**	**397,480**	**395,100**	**392,720**	**390,340**
155												
156						1860201 and 1860202	**Right-of-Way 18:**					
157							Beginning Balance		10,162,260	10,125,440	10,088,620	10,051,800
158							Amortization/Expense		(36,820)	(36,820)	(36,820)	(36,820)
159												
160							Renewal Cost					
161							Renewal Term (Years)					
162												
163	**10,162,260**	**36,820**	**03/2045**	**300**	**276**		**Ending Balance**	**10,162,260**	**10,125,440**	**10,088,620**	**10,051,800**	**10,014,981**
164												
165						1860201 and 1860202	**Right-of-Way 19:**					
166							Beginning Balance		3,714,310	3,700,852	3,687,395	3,673,937
167							Amortization/Expense		(13,458)	(13,458)	(13,458)	(13,458)
168												
169							Renewal Cost					
170							Renewal Term (Years)					
171												
172	**3,714,310**	**13,458**	**03/2045**	**300**	**276**		**Ending Balance**	**3,714,310**	**3,700,852**	**3,687,395**	**3,673,937**	**3,660,479**
173												
174						1860201 and 1860202	**Right-of-Way 20:**					
175							Beginning Balance		35,974	28,779	21,585	14,390
176							Amortization/Expense		(7,195)	(7,195)	(7,195)	(7,195)
177												
178							Renewal Cost					
179							Renewal Term (Years)					
180												
181	**35,974**	**7,195**	**08/2022**	**17**	**5**		**Ending Balance**	**35,974**	**28,779**	**21,585**	**14,390**	**7,195**
182												

Sponsored by NMGC Witness Erik C. Buchanan

630 Schedule H-7.2 Trans ROW

NEW MEXICO GAS COMPANY, INC.

Other Rate Base, Transmission Right of Way Estimates
Base Period - 12 Months Ending March 31, 2023
Future Test Year - 12 Months Ending September 30, 2025

	F	G	M	N	O	P	Q	R	S	T	U
2	G/L Accounts	Description	Period Ending 8/31/2022	Period Ending 9/30/2022	Period Ending 10/31/2022	Period Ending 11/30/2022	Period Ending 12/31/2022	Period Ending 1/31/2023	Period Ending 2/28/2023	Period Ending 3/31/2023	Total Base Period Ending 3/31/2023
147	1860201 and 1860202	**Right-of-Way 17:**									
148		Beginning Balance	390,340	387,960	385,580	383,199	380,819	378,439	376,059	373,679	**399,860**
149		Amortization/Expense	(2,380)	(2,380)	(2,380)	(2,380)	(2,380)	(2,380)	(2,380)	(2,380)	**(28,561)**
150											
151		Renewal Cost									-
152		Renewal Term (Years)									
153											
154		**Ending Balance**	**387,960**	**385,580**	**383,199**	**380,819**	**378,439**	**376,059**	**373,679**	**371,299**	**371,299**
155											
156	1860201 and 1860202	**Right-of-Way 18:**									
157		Beginning Balance	10,014,981	9,978,161	9,941,341	9,904,521	9,867,701	9,830,882	9,794,062	9,757,242	**10,162,260**
158		Amortization/Expense	(36,820)	(36,820)	(36,820)	(36,820)	(36,820)	(36,820)	(36,820)	(36,820)	**(441,837)**
159											
160		Renewal Cost									-
161		Renewal Term (Years)									
162											
163		**Ending Balance**	**9,978,161**	**9,941,341**	**9,904,521**	**9,867,701**	**9,830,882**	**9,794,062**	**9,757,242**	**9,720,422**	**9,720,422**
164											
165	1860201 and 1860202	**Right-of-Way 19:**									
166		Beginning Balance	3,660,479	3,647,022	3,633,564	3,620,107	3,606,649	3,593,191	3,579,734	3,566,276	**3,714,310**
167		Amortization/Expense	(13,458)	(13,458)	(13,458)	(13,458)	(13,458)	(13,458)	(13,458)	(13,458)	**(161,492)**
168											
169		Renewal Cost									-
170		Renewal Term (Years)									
171											
172		**Ending Balance**	**3,647,022**	**3,633,564**	**3,620,107**	**3,606,649**	**3,593,191**	**3,579,734**	**3,566,276**	**3,552,818**	**3,552,818**
173											
174	1860201 and 1860202	**Right-of-Way 20:**									
175		Beginning Balance	7,195	-	-	-	-	-	-	-	**35,974**
176		Amortization/Expense	(7,195)	-	-	-	-	-	-	-	**(35,974)**
177											
178		Renewal Cost									-
179		Renewal Term (Years)									
180											
181		**Ending Balance**	-	-	-	-	-	-	-	-	-
182											

Sponsored by NMGC Witness Erik C. Buchanan

NEW MEXICO GAS COMPANY, INC.

Other Rate Base, Transmission Right of Way Estimates
Base Period - 12 Months Ending March 31, 2023
Future Test Year - 12 Months Ending September 30, 2025

	F	G	V	W	X	Y	Z	AA	AB	AC	AD	AE
2	**G/L Accounts**	**Description**	**Period Ending 4/30/2023**	**Period Ending 5/31/2023**	**Period Ending 6/30/2023**	**Period Ending 7/31/2023**	**Period Ending 8/31/2023**	**Period Ending 9/30/2023**	**Period Ending 10/31/2023**	**Period Ending 11/30/2023**	**Period Ending 12/31/2023**	**Period Ending 1/31/2024**
147	**1860201 and 1860202**	**Right-of-Way 17:**										
148		Beginning Balance	371,299	368,919	366,539	364,158	361,778	359,398	357,018	354,638	352,258	349,878
149		Amortization/Expense	(2,380)	(2,380)	(2,380)	(2,380)	(2,380)	(2,380)	(2,380)	(2,380)	(2,380)	(2,380)
150												
151		Renewal Cost										
152		Renewal Term (Years)										
153												
154		**Ending Balance**	**368,919**	**366,539**	**364,158**	**361,778**	**359,398**	**357,018**	**354,638**	**352,258**	**349,878**	**347,498**
155												
156	**1860201 and 1860202**	**Right-of-Way 18:**										
157		Beginning Balance	9,720,422	9,683,603	9,646,783	9,609,963	9,573,143	9,536,323	9,499,504	9,462,684	9,425,864	9,389,044
158		Amortization/Expense	(36,820)	(36,820)	(36,820)	(36,820)	(36,820)	(36,820)	(36,820)	(36,820)	(36,820)	(36,820)
159												
160		Renewal Cost										
161		Renewal Term (Years)										
162												
163		**Ending Balance**	**9,683,603**	**9,646,783**	**9,609,963**	**9,573,143**	**9,536,323**	**9,499,504**	**9,462,684**	**9,425,864**	**9,389,044**	**9,352,225**
164												
165	**1860201 and 1860202**	**Right-of-Way 19:**										
166		Beginning Balance	3,552,818	3,539,361	3,525,903	3,512,445	3,498,988	3,485,530	3,472,073	3,458,615	3,445,157	3,431,700
167		Amortization/Expense	(13,458)	(13,458)	(13,458)	(13,458)	(13,458)	(13,458)	(13,458)	(13,458)	(13,458)	(13,458)
168												
169		Renewal Cost										
170		Renewal Term (Years)										
171												
172		**Ending Balance**	**3,539,361**	**3,525,903**	**3,512,445**	**3,498,988**	**3,485,530**	**3,472,073**	**3,458,615**	**3,445,157**	**3,431,700**	**3,418,242**
173												
174	**1860201 and 1860202**	**Right-of-Way 20:**										
175		Beginning Balance	-	-	-	-	-	-	-	-	-	-
176		Amortization/Expense	-	-	-	-	-	-	-	-	-	-
177												
178		Renewal Cost										
179		Renewal Term (Years)										
180												
181		**Ending Balance**	**-**	**-**	**-**	**-**	**-**	**-**	**-**	**-**	**-**	**-**
182												

NEW MEXICO GAS COMPANY, INC.

Other Rate Base, Transmission Right of Way Estimates
Base Period - 12 Months Ending March 31, 2023
Future Test Year - 12 Months Ending September 30, 2025

	F	G	AF	AG	AH	AI	AJ	AK	AL	AM	AN
2	**G/L Accounts**	**Description**	**Period Ending 2/29/2024**	**Period Ending 3/31/2024**	**Total Linkage Period 1 Ending 3/31/2024**	**Period Ending 4/30/2024**	**Period Ending 5/31/2024**	**Period Ending 6/30/2024**	**Period Ending 7/31/2024**	**Period Ending 8/31/2024**	**Period Ending 9/30/2024**
147	**1860201 and 1860202**	**Right-of-Way 17:**									
148		Beginning Balance	347,498	345,117	**371,299**	342,737	340,357	337,977	335,597	333,217	330,837
149		Amortization/Expense	(2,380)	(2,380)	**(28,561)**	(2,380)	(2,380)	(2,380)	(2,380)	(2,380)	(2,380)
150											
151		Renewal Cost			-						
152		Renewal Term (Years)									
153											
154		**Ending Balance**	**345,117**	**342,737**	**342,737**	**340,357**	**337,977**	**335,597**	**333,217**	**330,837**	**328,457**
155											
156	**1860201 and 1860202**	**Right-of-Way 18:**									
157		Beginning Balance	9,352,225	9,315,405	**9,720,422**	9,278,585	9,241,765	9,204,945	9,168,126	9,131,306	9,094,486
158		Amortization/Expense	(36,820)	(36,820)	**(441,837)**	(36,820)	(36,820)	(36,820)	(36,820)	(36,820)	(36,820)
159											
160		Renewal Cost			-						
161		Renewal Term (Years)									
162											
163		**Ending Balance**	**9,315,405**	**9,278,585**	**9,278,585**	**9,241,765**	**9,204,945**	**9,168,126**	**9,131,306**	**9,094,486**	**9,057,666**
164											
165	**1860201 and 1860202**	**Right-of-Way 19:**									
166		Beginning Balance	3,418,242	3,404,784	**3,552,818**	3,391,327	3,377,869	3,364,411	3,350,954	3,337,496	3,324,038
167		Amortization/Expense	(13,458)	(13,458)	**(161,492)**	(13,458)	(13,458)	(13,458)	(13,458)	(13,458)	(13,458)
168											
169		Renewal Cost			-						
170		Renewal Term (Years)									
171											
172		**Ending Balance**	**3,404,784**	**3,391,327**	**3,391,327**	**3,377,869**	**3,364,411**	**3,350,954**	**3,337,496**	**3,324,038**	**3,310,581**
173											
174	**1860201 and 1860202**	**Right-of-Way 20:**									
175		Beginning Balance	-	-	-	-	-	-	-	-	-
176		Amortization/Expense	-	-	-	-	-	-	-	-	-
177											
178		Renewal Cost			-						
179		Renewal Term (Years)									
180											
181		**Ending Balance**	-	-	-	-	-	-	-	-	-
182											

Sponsored by NMGC Witness Erik C. Buchanan

630 Schedule H-7.2 Trans ROW

NEW MEXICO GAS COMPANY, INC.

Other Rate Base, Transmission Right of Way Estimates
Base Period - 12 Months Ending March 31, 2023
Future Test Year - 12 Months Ending September 30, 2025

	F	G	AO	AP	AQ	AR	AS	AT	AU	AV	AW
2	G/L Accounts	Description	Total Linkage Period 2 Ending 9/30/2024	Period Ending 10/31/2024	Period Ending 11/30/2024	Period Ending 12/31/2024	Period Ending 1/31/2025	Period Ending 2/28/2025	Period Ending 3/31/2025	Period Ending 4/30/2025	Period Ending 5/31/2025
147	1860201 and 1860202	**Right-of-Way 17:**									
148		Beginning Balance	**357,018**	328,457	326,077	323,696	321,316	318,936	316,556	314,176	311,796
149		Amortization/Expense	**(28,561)**	(2,380)	(2,380)	(2,380)	(2,380)	(2,380)	(2,380)	(2,380)	(2,380)
150											
151		Renewal Cost	-								
152		Renewal Term (Years)									
153											
154		**Ending Balance**	**328,457**	**326,077**	**323,696**	**321,316**	**318,936**	**316,556**	**314,176**	**311,796**	**309,416**
155											
156	1860201 and 1860202	**Right-of-Way 18:**									
157		Beginning Balance	**9,499,504**	9,057,666	9,020,846	8,984,027	8,947,207	8,910,387	8,873,567	8,836,748	8,799,928
158		Amortization/Expense	**(441,837)**	(36,820)	(36,820)	(36,820)	(36,820)	(36,820)	(36,820)	(36,820)	(36,820)
159											
160		Renewal Cost	-								
161		Renewal Term (Years)									
162											
163		**Ending Balance**	**9,057,666**	**9,020,846**	**8,984,027**	**8,947,207**	**8,910,387**	**8,873,567**	**8,836,748**	**8,799,928**	**8,763,108**
164											
165	1860201 and 1860202	**Right-of-Way 19:**									
166		Beginning Balance	**3,472,073**	3,310,581	3,297,123	3,283,666	3,270,208	3,256,750	3,243,293	3,229,835	3,216,377
167		Amortization/Expense	**(161,492)**	(13,458)	(13,458)	(13,458)	(13,458)	(13,458)	(13,458)	(13,458)	(13,458)
168											
169		Renewal Cost	-								
170		Renewal Term (Years)									
171											
172		**Ending Balance**	**3,310,581**	**3,297,123**	**3,283,666**	**3,270,208**	**3,256,750**	**3,243,293**	**3,229,835**	**3,216,377**	**3,202,920**
173											
174	1860201 and 1860202	**Right-of-Way 20:**									
175		Beginning Balance	-	-	-	-	-	-	-	-	-
176		Amortization/Expense	-	-	-	-	-	-	-	-	-
177											
178		Renewal Cost	-								
179		Renewal Term (Years)									
180											
181		**Ending Balance**	-	-	-	-	-	-	-	-	-
182											

Sponsored by NMGC Witness Erik C. Buchanan

630 Schedule H-7.2 Trans ROW

NEW MEXICO GAS COMPANY, INC.

Other Rate Base, Transmission Right of Way Estimates
Base Period - 12 Months Ending March 31, 2023
Future Test Year - 12 Months Ending September 30, 2025

	F	G	AX	AY	AZ	BA	BB	BC	BD	BE	BF
2	G/L Accounts	Description	Period Ending 6/30/2025	Period Ending 7/31/2025	Period Ending 8/31/2025	Period Ending 9/30/2025	Total Future Test Year Ending 9/30/2025	Future Test Year 13-Month Average Adjustment	Future Test Period Adjustments	Total Future Test Period Adjustments	Adjusted Future Test Period Ending 9/30/2025
147	1860201 and 1860202	**Right-of-Way 17:**									
148		Beginning Balance	309,416	307,036	304,655	302,275	**328,457**				
149		Amortization/Expense	(2,380)	(2,380)	(2,380)	(2,380)	**(28,561)**				
150											
151		Renewal Cost					-				
152		Renewal Term (Years)									
153											
154		**Ending Balance**	**307,036**	**304,655**	**302,275**	**299,895**	**299,895**	**14,281**		**14,281**	**314,176**
155											
156	1860201 and 1860202	**Right-of-Way 18:**									
157		Beginning Balance	8,763,108	8,726,288	8,689,468	8,652,649	**9,057,666**				
158		Amortization/Expense	(36,820)	(36,820)	(36,820)	(36,820)	**(441,837)**				
159											
160		Renewal Cost					-				
161		Renewal Term (Years)									
162											
163		**Ending Balance**	**8,726,288**	**8,689,468**	**8,652,649**	**8,615,829**	**8,615,829**	**220,919**		**220,919**	**8,836,748**
164											
165	1860201 and 1860202	**Right-of-Way 19:**									
166		Beginning Balance	3,202,920	3,189,462	3,176,004	3,162,547	**3,310,581**				
167		Amortization/Expense	(13,458)	(13,458)	(13,458)	(13,458)	**(161,492)**				
168											
169		Renewal Cost					-				
170		Renewal Term (Years)									
171											
172		**Ending Balance**	**3,189,462**	**3,176,004**	**3,162,547**	**3,149,089**	**3,149,089**	**80,746**		**80,746**	**3,229,835**
173											
174	1860201 and 1860202	**Right-of-Way 20:**									
175		Beginning Balance	-	-	-	-	-				
176		Amortization/Expense	-	-	-	-	-				
177											
178		Renewal Cost					-				
179		Renewal Term (Years)									
180											
181		**Ending Balance**	-	-	-	-	-	-		-	-
182											

NEW MEXICO GAS COMPANY, INC.

Other Rate Base, Transmission Right of Way Estimates
Base Period - 12 Months Ending March 31, 2023
Future Test Year - 12 Months Ending September 30, 2025

	A	B	C	D	E	F	G	H	I	J	K	L
2	Total Base Period Ending Net Book Value PWP Rmng Life 3/31/2022	Monthly Depr Expense	End Of Life	Init Life	Remaining Life	G/L Accounts	Description	Base Period Beginning Balance 3/31/2022	Period Ending 4/30/2022	Period Ending 5/31/2022	Period Ending 6/30/2022	Period Ending 7/31/2022
183						1860201 and 1860202	**Right-of-Way 21:**					
184							Beginning Balance		178,164	158,368	138,572	118,776
185							Amortization/Expense		(19,796)	(19,796)	(19,796)	(19,796)
186												
187							Renewal Cost					
188							Renewal Term (Years)					
189												
190	**178,164**	**19,796**	**12/2022**	**11**	**9**		**Ending Balance**	**178,164**	**158,368**	**138,572**	**118,776**	**98,980**
191												
192						1860201 and 1860202	**Right-of-Way 22:**					
193							Beginning Balance		-	-	-	-
194							Amortization/Expense			-	-	-
195												
196							Renewal Cost		-	-	-	-
197							Renewal Term (Years)					
198												
199	**-**	**4,463**	**12/2023**	**12**	**12**		**Ending Balance**	**-**	**-**	**-**	**-**	**-**
200												
201						1860201 and 1860202	**Right-of-Way 23:**					
202							Beginning Balance		-	-	-	-
203							Amortization/Expense			-	-	-
204												
205							Renewal Cost		-	-	-	-
206							Renewal Term (Years)					
207												
208	**-**	**1,863**	**12/2024**	**20**	**20**		**Ending Balance**	**-**	**-**	**-**	**-**	**-**
209												
210						1860201 and 1860202	**Right-of-Way 24:**					
211							Beginning Balance		-	-	-	-
212							Amortization/Expense			-	-	-
213												
214							Renewal Cost		-	-	-	-
215							Renewal Term (Years)					
216												
217	**-**	**79,753**	**12/2024**	**24**	**240**		**Ending Balance**	**-**	**-**	**-**	**-**	**-**
218												

Sponsored by NMGC Witness Erik C. Buchanan

630 Schedule H-7.2 Trans ROW

NEW MEXICO GAS COMPANY, INC.

Other Rate Base, Transmission Right of Way Estimates
Base Period - 12 Months Ending March 31, 2023
Future Test Year - 12 Months Ending September 30, 2025

	F	G	M	N	O	P	Q	R	S	T	U
2	**G/L Accounts**	**Description**	**Period Ending 8/31/2022**	**Period Ending 9/30/2022**	**Period Ending 10/31/2022**	**Period Ending 11/30/2022**	**Period Ending 12/31/2022**	**Period Ending 1/31/2023**	**Period Ending 2/28/2023**	**Period Ending 3/31/2023**	**Total Base Period Ending 3/31/2023**
183	**1860201 and 1860202**	**Right-of-Way 21:**									
184		Beginning Balance	98,980	79,184	59,388	39,592	19,796	0	-	-	**178,164**
185		Amortization/Expense	(19,796)	(19,796)	(19,796)	(19,796)	(19,796)	(0)	-	-	**(178,164)**
186											
187		Renewal Cost									**-**
188		Renewal Term (Years)									
189											
190		**Ending Balance**	**79,184**	**59,388**	**39,592**	**19,796**	**0**	**-**	**-**	**-**	**-**
191											
192	**1860201 and 1860202**	**Right-of-Way 22:**									
193		Beginning Balance	-	-	-	-	-	53,556	52,217	47,754	-
194		Amortization/Expense	-	-	-	-	-	(4,463)	(4,463)	(4,463)	**(13,389)**
195											
196		Renewal Cost	-	-	-	-	53,556	3,125			**56,680**
197		Renewal Term (Years)									
198											
199		**Ending Balance**	**-**	**-**	**-**	**-**	**53,556**	**52,217**	**47,754**	**43,291**	**43,291**
200											
201	**1860201 and 1860202**	**Right-of-Way 23:**									
202		Beginning Balance	-	-	-	-	-	-	-	-	**-**
203		Amortization/Expense	-	-	-	-	-	-	-	(1,863)	**(1,863)**
204											
205		Renewal Cost	-	-	-	-	-	-	-	40,988	**40,988**
206		Renewal Term (Years)									
207											
208		**Ending Balance**	**-**	**-**	**-**	**-**	**-**	**-**	**-**	**39,125**	**39,125**
209											
210	**1860201 and 1860202**	**Right-of-Way 24:**									
211		Beginning Balance	-	-	-	-	-	-	-	-	**-**
212		Amortization/Expense	-	-	-	-	-	-	-	(79,753)	**(79,753)**
213											
214		Renewal Cost	-	-	-	-	-	-	-	1,754,556	**1,754,556**
215		Renewal Term (Years)									
216											
217		**Ending Balance**	**-**	**-**	**-**	**-**	**-**	**-**	**-**	**1,674,803**	**1,674,803**
218											

Sponsored by NMGC Witness Erik C. Buchanan

NEW MEXICO GAS COMPANY, INC.

Other Rate Base, Transmission Right of Way Estimates
Base Period - 12 Months Ending March 31, 2023
Future Test Year - 12 Months Ending September 30, 2025

	F	G	V	W	X	Y	Z	AA	AB	AC	AD	AE
2	**G/L Accounts**	**Description**	**Period Ending 4/30/2023**	**Period Ending 5/31/2023**	**Period Ending 6/30/2023**	**Period Ending 7/31/2023**	**Period Ending 8/31/2023**	**Period Ending 9/30/2023**	**Period Ending 10/31/2023**	**Period Ending 11/30/2023**	**Period Ending 12/31/2023**	**Period Ending 1/31/2024**
183	**1860201 and 1860202**	**Right-of-Way 21:**										
184		Beginning Balance	-	-	-	-	-	-	-	-	-	-
185		Amortization/Expense	-	-	-	-	-	-	-	-	-	-
186												
187		Renewal Cost										
188		Renewal Term (Years)										
189												
190		**Ending Balance**	-	-	-	-	-	-	-	-	-	-
191												
192	**1860201 and 1860202**	**Right-of-Way 22:**										
193		Beginning Balance	43,291	38,828	34,366	29,903	25,440	20,977	16,514	12,051	7,588	3,125
194		Amortization/Expense	(4,463)	(4,463)	(4,463)	(4,463)	(4,463)	(4,463)	(4,463)	(4,463)	(4,463)	(3,125)
195												
196		Renewal Cost										
197		Renewal Term (Years)										
198												
199		**Ending Balance**	**38,828**	**34,366**	**29,903**	**25,440**	**20,977**	**16,514**	**12,051**	**7,588**	**3,125**	**-**
200												
201	**1860201 and 1860202**	**Right-of-Way 23:**										
202		Beginning Balance	39,125	37,262	35,399	33,536	31,673	29,809	27,946	26,083	24,220	22,357
203		Amortization/Expense	(1,863)	(1,863)	(1,863)	(1,863)	(1,863)	(1,863)	(1,863)	(1,863)	(1,863)	(1,863)
204												
205		Renewal Cost										
206		Renewal Term (Years)										
207												
208		**Ending Balance**	**37,262**	**35,399**	**33,536**	**31,673**	**29,809**	**27,946**	**26,083**	**24,220**	**22,357**	**20,494**
209												
210	**1860201 and 1860202**	**Right-of-Way 24:**										
211		Beginning Balance	1,674,803	1,595,051	1,732,624	1,725,313	1,718,002	1,710,692	1,703,381	1,696,071	1,688,760	1,681,449
212		Amortization/Expense	(79,753)	137,573	(7,311)	(7,311)	(7,311)	(7,311)	(7,311)	(7,311)	(7,311)	(7,311)
213												
214		Renewal Cost										
215		Renewal Term (Years)										
216												
217		**Ending Balance**	**1,595,051**	**1,732,624**	**1,725,313**	**1,718,002**	**1,710,692**	**1,703,381**	**1,696,071**	**1,688,760**	**1,681,449**	**1,674,139**
218												

NEW MEXICO GAS COMPANY, INC.

Other Rate Base, Transmission Right of Way Estimates
Base Period - 12 Months Ending March 31, 2023
Future Test Year - 12 Months Ending September 30, 2025

	F	G	AF	AG	AH	AI	AJ	AK	AL	AM	AN
2	G/L Accounts	Description	Period Ending 2/29/2024	Period Ending 3/31/2024	Total Linkage Period 1 Ending 3/31/2024	Period Ending 4/30/2024	Period Ending 5/31/2024	Period Ending 6/30/2024	Period Ending 7/31/2024	Period Ending 8/31/2024	Period Ending 9/30/2024
183	1860201 and 1860202	**Right-of-Way 21:**									
184		Beginning Balance	-	-	-	-	-	-	-	-	-
185		Amortization/Expense	-	-	-	-	-	-	-	-	-
186											
187		Renewal Cost			-						
188		Renewal Term (Years)									
189											
190		**Ending Balance**	-	-	-	-	-	-	-	-	-
191											
192	1860201 and 1860202	**Right-of-Way 22:**									
193		Beginning Balance	-	-	**43,291**	-	-	-	-	-	-
194		Amortization/Expense	-	-	**(43,291)**	-	-	-	-	-	-
195											
196		Renewal Cost			-						
197		Renewal Term (Years)									
198											
199		**Ending Balance**	-	-	**0**	-	-	-	-	-	-
200											
201	1860201 and 1860202	**Right-of-Way 23:**									
202		Beginning Balance	20,494	18,631	**39,125**	16,768	14,905	13,042	11,179	9,315	7,452
203		Amortization/Expense	(1,863)	(1,863)	**(22,357)**	(1,863)	(1,863)	(1,863)	(1,863)	(1,863)	(1,863)
204											
205		Renewal Cost			-						
206		Renewal Term (Years)									
207											
208		**Ending Balance**	**18,631**	**16,768**	**16,768**	**14,905**	**13,042**	**11,179**	**9,315**	**7,452**	**5,589**
209											
210	1860201 and 1860202	**Right-of-Way 24:**									
211		Beginning Balance	1,674,139	1,666,828	**1,674,803**	1,659,517	1,652,207	1,644,896	1,637,585	1,630,275	1,622,964
212		Amortization/Expense	(7,311)	(7,311)	**(15,286)**	(7,311)	(7,311)	(7,311)	(7,311)	(7,311)	(7,311)
213											
214		Renewal Cost			-						
215		Renewal Term (Years)									
216											
217		**Ending Balance**	**1,666,828**	**1,659,517**	**1,659,517**	**1,652,207**	**1,644,896**	**1,637,585**	**1,630,275**	**1,622,964**	**1,615,653**
218											

NEW MEXICO GAS COMPANY, INC.

Other Rate Base, Transmission Right of Way Estimates
Base Period - 12 Months Ending March 31, 2023
Future Test Year - 12 Months Ending September 30, 2025

	F	G	AO	AP	AQ	AR	AS	AT	AU	AV	AW
2	G/L Accounts	Description	Total Linkage Period 2 Ending 9/30/2024	Period Ending 10/31/2024	Period Ending 11/30/2024	Period Ending 12/31/2024	Period Ending 1/31/2025	Period Ending 2/28/2025	Period Ending 3/31/2025	Period Ending 4/30/2025	Period Ending 5/31/2025
183	1860201 and 1860202	**Right-of-Way 21:**									
184		Beginning Balance	-	-	-	-	-	-	-	-	-
185		Amortization/Expense	-	-	-	-	-	-	-	-	-
186											
187		Renewal Cost	-								
188		Renewal Term (Years)									
189											
190		**Ending Balance**	-	-	-	-	-	-	-	-	-
191											
192	1860201 and 1860202	**Right-of-Way 22:**									
193		Beginning Balance	**16,514**	-	-	-	-	-	-	-	-
194		Amortization/Expense	**(16,514)**	-	-	-	-	-	-	-	-
195											
196		Renewal Cost	-								
197		Renewal Term (Years)									
198											
199		**Ending Balance**	-	-	-	-	-	-	-	-	-
200											
201	1860201 and 1860202	**Right-of-Way 23:**									
202		Beginning Balance	**27,946**	5,589	3,726	1,863	0	-	-	-	-
203		Amortization/Expense	**(22,357)**	(1,863)	(1,863)	(1,863)	(0)	-	-	-	-
204											
205		Renewal Cost	-								
206		Renewal Term (Years)									
207											
208		**Ending Balance**	**5,589**	**3,726**	**1,863**	**0**	-	-	-	-	-
209											
210	1860201 and 1860202	**Right-of-Way 24:**									
211		Beginning Balance	**1,703,381**	1,615,653	1,608,343	1,601,032	1,593,721	1,586,411	1,579,100	1,571,789	1,564,479
212		Amortization/Expense	**(87,728)**	(7,311)	(7,311)	(7,311)	(7,311)	(7,311)	(7,311)	(7,311)	(7,311)
213											
214		Renewal Cost	-								
215		Renewal Term (Years)									
216											
217		**Ending Balance**	**1,615,653**	**1,608,343**	**1,601,032**	**1,593,721**	**1,586,411**	**1,579,100**	**1,571,789**	**1,564,479**	**1,557,168**
218											

Sponsored by NMGC Witness Erik C. Buchanan

NEW MEXICO GAS COMPANY, INC.

Other Rate Base, Transmission Right of Way Estimates
Base Period - 12 Months Ending March 31, 2023
Future Test Year - 12 Months Ending September 30, 2025

	F	G	AX	AY	AZ	BA	BB	BC	BD	BE	BF
2	G/L Accounts	Description	Period Ending 6/30/2025	Period Ending 7/31/2025	Period Ending 8/31/2025	Period Ending 9/30/2025	Total Future Test Year Ending 9/30/2025	Future Test Year 13-Month Average Adjustment	Future Test Period Adjustments	Total Future Test Period Adjustments	Adjusted Future Test Period Ending 9/30/2025
183	1860201 and 1860202	**Right-of-Way 21:**									
184		Beginning Balance	-	-	-	-	-				
185		Amortization/Expense	-	-	-	-	-				
186											
187		Renewal Cost					-				
188		Renewal Term (Years)									
189											
190		**Ending Balance**	-	-	-	-	-	-		-	-
191											
192	1860201 and 1860202	**Right-of-Way 22:**									
193		Beginning Balance	-	-	-	-	-				
194		Amortization/Expense	-	-	-	-	-				
195											
196		Renewal Cost					-				
197		Renewal Term (Years)									
198											
199		**Ending Balance**	-	-	-	-	-	-		-	-
200											
201	1860201 and 1860202	**Right-of-Way 23:**									
202		Beginning Balance	-	-	-	-	**5,589**				
203		Amortization/Expense	-	-	-	-	**(5,589)**				
204											
205		Renewal Cost					-				
206		Renewal Term (Years)									
207											
208		**Ending Balance**	-	-	-	-	**0**	**860**		**860**	**860**
209											
210	1860201 and 1860202	**Right-of-Way 24:**									
211		Beginning Balance	1,557,168	1,549,858	1,542,547	1,535,236	**1,615,653**				
212		Amortization/Expense	(7,311)	(7,311)	(7,311)	(7,311)	**(87,728)**				
213											
214		Renewal Cost					-				
215		Renewal Term (Years)									
216											
217		**Ending Balance**	**1,549,858**	**1,542,547**	**1,535,236**	**1,527,926**	**1,527,926**	**43,864**		**43,864**	**1,571,789**
218											

Sponsored by NMGC Witness Erik C. Buchanan

630 Schedule H-7.2 Trans ROW

NEW MEXICO GAS COMPANY, INC.

Other Rate Base, Transmission Right of Way Estimates
Base Period - 12 Months Ending March 31, 2023
Future Test Year - 12 Months Ending September 30, 2025

	A	B	C	D	E	F	G	H	I	J	K	L
2	Total Base Period Ending Net Book Value PWP Rmng Life 3/31/2022	Monthly Depr Expense	End Of Life	Init Life	Remaining Life	G/L Accounts	Description	Base Period Beginning Balance 3/31/2022	Period Ending 4/30/2022	Period Ending 5/31/2022	Period Ending 6/30/2022	Period Ending 7/31/2022
219						1860201 and 1860202	**Right-of-Way 25:**					
220							Beginning Balance		-	-	-	-
221							Amortization/Expense			-	-	-
222												
223							Renewal Cost					
224							Renewal Term (Years)					
225												
226	-	3,570	6/2044	240	168		**Ending Balance**	-	-	-	-	-
227												
228						1860201 and 1860202	**Right-of-Way 26:**					
229							Beginning Balance		-	-	-	-
230							Amortization/Expense			-	-	-
231												
232							Renewal Cost					
233							Renewal Term (Years)					
234												
235	-	5,000	12/2024	12	-		**Ending Balance**	-	-	-	-	-
236												
237						1860201 and 1860202	**Right-of-Way 27:**					
238							Beginning Balance		-	-	-	-
239							Amortization/Expense			-	-	-
240												
241							Renewal Cost					
242							Renewal Term (Years)					
243												
244	-	3,441	6/2044	240	222		**Ending Balance**	-	-	-	-	-
245												
246						1860201 and 1860202	**Right-of-Way 28:**					
247							Beginning Balance		-	-	-	-
248							Amortization/Expense			-	-	-
249												
250							Renewal Cost					
251							Renewal Term (Years)					
252												
253	-	6,989	6/2044	240	222		**Ending Balance**	-	-	-	-	-
254												

Sponsored by NMGC Witness Erik C. Buchanan

630 Schedule H-7.2 Trans ROW

NEW MEXICO GAS COMPANY, INC.

Other Rate Base, Transmission Right of Way Estimates
Base Period - 12 Months Ending March 31, 2023
Future Test Year - 12 Months Ending September 30, 2025

	F	G	M	N	O	P	Q	R	S	T	U
2	G/L Accounts	Description	Period Ending 8/31/2022	Period Ending 9/30/2022	Period Ending 10/31/2022	Period Ending 11/30/2022	Period Ending 12/31/2022	Period Ending 1/31/2023	Period Ending 2/28/2023	Period Ending 3/31/2023	Total Base Period Ending 3/31/2023
219	1860201 and 1860202	**Right-of-Way 25:**									
220		Beginning Balance	-	-	-	-	-	-	-	-	-
221		Amortization/Expense	-	-	-	-	-	-	-	-	-
222											
223		Renewal Cost									
224		Renewal Term (Years)									
225											
226		**Ending Balance**	-	-	-	-	-	-	-	-	-
227											
228	1860201 and 1860202	**Right-of-Way 26:**									
229		Beginning Balance	-	-	-	-	-	-	-	-	-
230		Amortization/Expense	-	-	-	-	-	-	-	-	-
231											
232		Renewal Cost									
233		Renewal Term (Years)									
234											
235		**Ending Balance**	-	-	-	-	-	-	-	-	-
236											
237	1860201 and 1860202	**Right-of-Way 27:**									
238		Beginning Balance	-	-	-	-	-	-	-	-	-
239		Amortization/Expense	-	-	-	-	-	-	-	-	-
240											
241		Renewal Cost									
242		Renewal Term (Years)									
243											
244		**Ending Balance**	-	-	-	-	-	-	-	-	-
245											
246	1860201 and 1860202	**Right-of-Way 28:**									
247		Beginning Balance	-	-	-	-	-	-	-	-	-
248		Amortization/Expense	-	-	-	-	-	-	-	-	-
249											
250		Renewal Cost									
251		Renewal Term (Years)									
252											
253		**Ending Balance**	-	-	-	-	-	-	-	-	-
254											

Sponsored by NMGC Witness Erik C. Buchanan

NEW MEXICO GAS COMPANY, INC.

Other Rate Base, Transmission Right of Way Estimates
Base Period - 12 Months Ending March 31, 2023
Future Test Year - 12 Months Ending September 30, 2025

	F	G	V	W	X	Y	Z	AA	AB	AC	AD	AE
2	**G/L Accounts**	**Description**	**Period Ending 4/30/2023**	**Period Ending 5/31/2023**	**Period Ending 6/30/2023**	**Period Ending 7/31/2023**	**Period Ending 8/31/2023**	**Period Ending 9/30/2023**	**Period Ending 10/31/2023**	**Period Ending 11/30/2023**	**Period Ending 12/31/2023**	**Period Ending 1/31/2024**
219	**1860201 and 1860202**	**Right-of-Way 25:**										
220		Beginning Balance	-	-	-	-	-	-	-	-	-	-
221		Amortization/Expense	-	-	-	-	-	-	-	-	-	-
222												
223		Renewal Cost										
224		Renewal Term (Years)										
225												
226		**Ending Balance**	-	-	-	-	-	-	-	-	-	-
227												
228	**1860201 and 1860202**	**Right-of-Way 26:**										
229		Beginning Balance	-	-	-	-	-	-	-	-	-	60,000
230		Amortization/Expense	-	-	-	-	-	-	-	-	-	(5,000)
231												
232		Renewal Cost									60,000	
233		Renewal Term (Years)										
234												
235		**Ending Balance**	-	-	-	-	-	-	-	-	**60,000**	**55,000**
236												
237	**1860201 and 1860202**	**Right-of-Way 27:**										
238		Beginning Balance	-	-	-	-	-	-	-	-	-	-
239		Amortization/Expense	-	-	-	-	-	-	-	-	-	-
240												
241		Renewal Cost					-					
242		Renewal Term (Years)										
243												
244		**Ending Balance**	-	-	-	-	-	-	-	-	-	-
245												
246	**1860201 and 1860202**	**Right-of-Way 28:**										
247		Beginning Balance	-	-	-	-	-	-	-	-	-	-
248		Amortization/Expense	-	-	-	-	-	-	-	-	-	-
249												
250		Renewal Cost										
251		Renewal Term (Years)										
252												
253		**Ending Balance**	-	-	-	-	-	-	-	-	-	-
254												

Sponsored by NMGC Witness Erik C. Buchanan

630 Schedule H-7.2 Trans ROW

NEW MEXICO GAS COMPANY, INC.

Other Rate Base, Transmission Right of Way Estimates
Base Period - 12 Months Ending March 31, 2023
Future Test Year - 12 Months Ending September 30, 2025

	F	G	AF	AG	AH	AI	AJ	AK	AL	AM	AN
2	G/L Accounts	Description	Period Ending 2/29/2024	Period Ending 3/31/2024	Total Linkage Period 1 Ending 3/31/2024	Period Ending 4/30/2024	Period Ending 5/31/2024	Period Ending 6/30/2024	Period Ending 7/31/2024	Period Ending 8/31/2024	Period Ending 9/30/2024
219	1860201 and 1860202	**Right-of-Way 25:**									
220		Beginning Balance	-	-	-	-	-	-	599,725	596,155	592,585
221		Amortization/Expense	-	-	-	-	-	(257,025)	(3,570)	(3,570)	(3,570)
222											
223		Renewal Cost			-			856,750			
224		Renewal Term (Years)									
225											
226		**Ending Balance**	**-**	**-**	**-**	**-**	**-**	**599,725**	**596,155**	**592,585**	**589,016**
227											
228	1860201 and 1860202	**Right-of-Way 26:**									
229		Beginning Balance	55,000	50,000	-	45,000	40,000	35,000	30,000	25,000	20,000
230		Amortization/Expense	(5,000)	(5,000)	**(15,000)**	(5,000)	(5,000)	(5,000)	(5,000)	(5,000)	(5,000)
231											
232		Renewal Cost			**60,000**						
233		Renewal Term (Years)									
234											
235		**Ending Balance**	**50,000**	**45,000**	**45,000**	**40,000**	**35,000**	**30,000**	**25,000**	**20,000**	**15,000**
236											
237	1860201 and 1860202	**Right-of-Way 27:**									
238		Beginning Balance	-	-	-	-	-	-	825,771	822,330	818,890
239		Amortization/Expense	-	-	-	-	-	-	(3,441)	(3,441)	(3,441)
240											
241		Renewal Cost			-			825,771			
242		Renewal Term (Years)									
243											
244		**Ending Balance**	**-**	**-**	**-**	**-**	**-**	**825,771**	**822,330**	**818,890**	**815,449**
245											
246	1860201 and 1860202	**Right-of-Way 28:**									
247		Beginning Balance	-	-	-	-	-	-	1,677,349	1,670,360	1,663,371
248		Amortization/Expense	-	-	-	-	-	-	(6,989)	(6,989)	(6,989)
249											
250		Renewal Cost			-			1,677,349			
251		Renewal Term (Years)									
252											
253		**Ending Balance**	**-**	**-**	**-**	**-**	**-**	**1,677,349**	**1,670,360**	**1,663,371**	**1,656,382**
254											

Sponsored by NMGC Witness Erik C. Buchanan

630 Schedule H-7.2 Trans ROW

NEW MEXICO GAS COMPANY, INC.

Other Rate Base, Transmission Right of Way Estimates
Base Period - 12 Months Ending March 31, 2023
Future Test Year - 12 Months Ending September 30, 2025

	F	G	AO	AP	AQ	AR	AS	AT	AU	AV	AW
2	G/L Accounts	Description	Total Linkage Period 2 Ending 9/30/2024	Period Ending 10/31/2024	Period Ending 11/30/2024	Period Ending 12/31/2024	Period Ending 1/31/2025	Period Ending 2/28/2025	Period Ending 3/31/2025	Period Ending 4/30/2025	Period Ending 5/31/2025
219	1860201 and 1860202	**Right-of-Way 25:**									
220		Beginning Balance	-	589,016	585,446	581,876	578,306	574,736	571,167	567,597	564,027
221		Amortization/Expense	**(267,734)**	(3,570)	(3,570)	(3,570)	(3,570)	(3,570)	(3,570)	(3,570)	(3,570)
222											
223		Renewal Cost	**856,750**								
224		Renewal Term (Years)									
225											
226		**Ending Balance**	**589,016**	**585,446**	**581,876**	**578,306**	**574,736**	**571,167**	**567,597**	**564,027**	**560,457**
227											
228	1860201 and 1860202	**Right-of-Way 26:**									
229		Beginning Balance	-	15,000	10,000	5,000	-	-	-	-	-
230		Amortization/Expense	**(45,000)**	(5,000)	(5,000)	(5,000)	-	-	-	-	-
231											
232		Renewal Cost	**60,000**								
233		Renewal Term (Years)									
234											
235		**Ending Balance**	**15,000**	**10,000**	**5,000**	**-**	**-**	**-**	**-**	**-**	**-**
236											
237	1860201 and 1860202	**Right-of-Way 27:**									
238		Beginning Balance	-	815,449	812,008	808,567	805,127	801,686	798,245	794,805	791,364
239		Amortization/Expense	**(10,322)**	(3,441)	(3,441)	(3,441)	(3,441)	(3,441)	(3,441)	(3,441)	(3,441)
240											
241		Renewal Cost	**825,771**								
242		Renewal Term (Years)									
243											
244		**Ending Balance**	**815,449**	**812,008**	**808,567**	**805,127**	**801,686**	**798,245**	**794,805**	**791,364**	**787,923**
245											
246	1860201 and 1860202	**Right-of-Way 28:**									
247		Beginning Balance	-	1,656,382	1,649,393	1,642,404	1,635,415	1,628,426	1,621,437	1,614,448	1,607,459
248		Amortization/Expense	**(20,967)**	(6,989)	(6,989)	(6,989)	(6,989)	(6,989)	(6,989)	(6,989)	(6,989)
249											
250		Renewal Cost	**1,677,349**								
251		Renewal Term (Years)									
252											
253		**Ending Balance**	**1,656,382**	**1,649,393**	**1,642,404**	**1,635,415**	**1,628,426**	**1,621,437**	**1,614,448**	**1,607,459**	**1,600,471**
254											

Sponsored by NMGC Witness Erik C. Buchanan

630 Schedule H-7.2 Trans ROW

NEW MEXICO GAS COMPANY, INC.

Other Rate Base, Transmission Right of Way Estimates
Base Period - 12 Months Ending March 31, 2023
Future Test Year - 12 Months Ending September 30, 2025

	F	G	AX	AY	AZ	BA	BB	BC	BD	BE	BF
2	G/L Accounts	Description	Period Ending 6/30/2025	Period Ending 7/31/2025	Period Ending 8/31/2025	Period Ending 9/30/2025	Total Future Test Year Ending 9/30/2025	Future Test Year 13-Month Average Adjustment	Future Test Period Adjustments	Total Future Test Period Adjustments	Adjusted Future Test Period Ending 9/30/2025
219	1860201 and 1860202	**Right-of-Way 25:**									
220		Beginning Balance	560,457	556,888	553,318	549,748	**589,016**				
221		Amortization/Expense	(3,570)	(3,570)	(3,570)	(3,570)	**(42,838)**				
222											
223		Renewal Cost					-				
224		Renewal Term (Years)									
225											
226		**Ending Balance**	**556,888**	**553,318**	**549,748**	**546,178**	**546,178**	**21,419**		**21,419**	**567,597**
227											
228	1860201 and 1860202	**Right-of-Way 26:**									
229		Beginning Balance	-	-	-	-	**15,000**				
230		Amortization/Expense	-	-	-	-	**(15,000)**				
231											
232		Renewal Cost					-				
233		Renewal Term (Years)									
234											
235		**Ending Balance**	**-**	**-**	**-**	**-**	**-**	**2,308**		**2,308**	**2,308**
236											
237	1860201 and 1860202	**Right-of-Way 27:**									
238		Beginning Balance	787,923	784,482	781,042	777,601	**815,449**				
239		Amortization/Expense	(3,441)	(3,441)	(3,441)	(3,441)	**(41,289)**				
240											
241		Renewal Cost					-				
242		Renewal Term (Years)									
243											
244		**Ending Balance**	**784,482**	**781,042**	**777,601**	**774,160**	**774,160**	**20,644**		**20,644**	**794,805**
245											
246	1860201 and 1860202	**Right-of-Way 28:**									
247		Beginning Balance	1,600,471	1,593,482	1,586,493	1,579,504	**1,656,382**				
248		Amortization/Expense	(6,989)	(6,989)	(6,989)	(6,989)	**(83,867)**				
249											
250		Renewal Cost					-				
251		Renewal Term (Years)									
252											
253		**Ending Balance**	**1,593,482**	**1,586,493**	**1,579,504**	**1,572,515**	**1,572,515**	**41,934**		**41,934**	**1,614,448**
254											

Sponsored by NMGC Witness Erik C. Buchanan

630 Schedule H-7.2 Trans ROW

NEW MEXICO GAS COMPANY, INC.

Other Rate Base, Transmission Right of Way Estimates
Base Period - 12 Months Ending March 31, 2023
Future Test Year - 12 Months Ending September 30, 2025

	A	B	C	D	E	F	G	H	I	J	K	L
2	Total Base Period Ending Net Book Value PWP Rmng Life 3/31/2022	Monthly Depr Expense	End Of Life	Init Life	Remaining Life	G/L Accounts	Description	Base Period Beginning Balance 3/31/2022	Period Ending 4/30/2022	Period Ending 5/31/2022	Period Ending 6/30/2022	Period Ending 7/31/2022
255						1860201 and 1860202	**Right-of-Way 29:**					
256							Beginning Balance		-	-	-	-
257							Amortization/Expense			-	-	-
258												
259							Renewal Cost					
260							Renewal Term (Years)					
261												
262	-	7,070	6/2044	240	222		**Ending Balance**	-	-	-	-	-
263												
264						1860201 and 1860202	**Right-of-Way 30:**					
265							Beginning Balance		-	-	-	-
266							Amortization/Expense			-	-	-
267												
268							Renewal Cost					
269							Renewal Term (Years)					
270												
271	-	2,813	6/2044	240	240		**Ending Balance**	-	-	-	-	-
272												
273						1860201 and 1860202	**Right-of-Way 31:**					
274							Beginning Balance		-	-	-	-
275							Amortization/Expense			-	-	-
276												
277							Renewal Cost					
278							Renewal Term (Years)					
279												
280	-	5,000	12/2025	12	12		**Ending Balance**	-	-	-	-	-
281												
282												
283												
284							**Total Accounts: 1860201 and 1860202**					
285							Beginning Balance		44,679,526	44,430,619	44,181,713	43,932,806
286							Amortization/Expense		(248,907)	(248,907)	(248,906)	(248,906)
287												
288							Renewal Cost		-	-	-	-
289							Renewal Term (Years)					
290												
291							**Ending Balance**	**44,679,526**	**44,430,619**	**44,181,713**	**43,932,806**	**43,683,900**
292												

NEW MEXICO GAS COMPANY, INC.

Other Rate Base, Transmission Right of Way Estimates
Base Period - 12 Months Ending March 31, 2023
Future Test Year - 12 Months Ending September 30, 2025

	F	G	M	N	O	P	Q	R	S	T	U
2	G/L Accounts	Description	Period Ending 8/31/2022	Period Ending 9/30/2022	Period Ending 10/31/2022	Period Ending 11/30/2022	Period Ending 12/31/2022	Period Ending 1/31/2023	Period Ending 2/28/2023	Period Ending 3/31/2023	Total Base Period Ending 3/31/2023
255	1860201 and 1860202	**Right-of-Way 29:**									
256		Beginning Balance	-	-	-	-	-	-	-	-	-
257		Amortization/Expense	-	-	-	-	-	-	-	-	-
258											
259		Renewal Cost									
260		Renewal Term (Years)									
261											
262		**Ending Balance**	-	-	-	-	-	-	-	-	-
263											
264	1860201 and 1860202	**Right-of-Way 30:**									
265		Beginning Balance	-	-	-	-	-	-	-	-	-
266		Amortization/Expense	-	-	-	-	-	-	-	-	-
267											
268		Renewal Cost									
269		Renewal Term (Years)									
270											
271		**Ending Balance**	-	-	-	-	-	-	-	-	-
272											
273	1860201 and 1860202	**Right-of-Way 31:**									
274		Beginning Balance	-	-	-	-	-	-	-	-	-
275		Amortization/Expense	-	-	-	-	-	-	-	-	-
276											
277		Renewal Cost									
278		Renewal Term (Years)									
279											
280		**Ending Balance**	-	-	-	-	-	-	-	-	-
281											
282											
283											
284		**Total Accounts: 1860201 and 1860202**									
285		Beginning Balance	43,683,900	43,434,994	43,193,282	42,951,571	42,709,860	42,521,705	42,298,452	42,072,075	**44,679,526**
286		Amortization/Expense	(248,906)	(241,711)	(241,711)	(241,711)	(241,711)	(226,378)	(226,377)	(307,993)	**(2,972,124)**
287											
288		Renewal Cost	-	-	-	-	53,556	3,125	-	1,795,544	**1,852,224**
289		Renewal Term (Years)									
290											
291		**Ending Balance**	**43,434,994**	**43,193,282**	**42,951,571**	**42,709,860**	**42,521,705**	**42,298,452**	**42,072,075**	**43,559,626**	**43,559,626**
292											

Sponsored by NMGC Witness Erik C. Buchanan

630 Schedule H-7.2 Trans ROW

NEW MEXICO GAS COMPANY, INC.

Other Rate Base, Transmission Right of Way Estimates
Base Period - 12 Months Ending March 31, 2023
Future Test Year - 12 Months Ending September 30, 2025

	F	G	V	W	X	Y	Z	AA	AB	AC	AD	AE
2	**G/L Accounts**	**Description**	**Period Ending 4/30/2023**	**Period Ending 5/31/2023**	**Period Ending 6/30/2023**	**Period Ending 7/31/2023**	**Period Ending 8/31/2023**	**Period Ending 9/30/2023**	**Period Ending 10/31/2023**	**Period Ending 11/30/2023**	**Period Ending 12/31/2023**	**Period Ending 1/31/2024**
255	**1860201 and 1860202**	**Right-of-Way 29:**										
256		Beginning Balance	-	-	-	-	-	-	-	-	-	-
257		Amortization/Expense	-	-	-	-	-	-	-	-	-	-
258												
259		Renewal Cost										
260		Renewal Term (Years)										
261												
262		**Ending Balance**	-	-	-	-	-	-	-	-	-	-
263												
264	**1860201 and 1860202**	**Right-of-Way 30:**										
265		Beginning Balance	-	-	-	-	-	-	-	675,000	672,188	669,375
266		Amortization/Expense	-	-	-	-	-	-	-	(2,813)	(2,813)	(2,813)
267												
268		Renewal Cost							675,000			
269		Renewal Term (Years)										
270												
271		**Ending Balance**	-	-	-	-	-	-	**675,000**	**672,188**	**669,375**	**666,563**
272												
273	**1860201 and 1860202**	**Right-of-Way 31:**										
274		Beginning Balance	-	-	-	-	-	-	-	-	-	-
275		Amortization/Expense	-	-	-	-	-	-	-	-	-	-
276												
277		Renewal Cost										
278		Renewal Term (Years)										
279												
280		**Ending Balance**	-	-	-	-	-	-	-	-	-	-
281												
282												
283												
284		**Total Accounts: 1860201 and 1860202**										
285		Beginning Balance	43,559,626	43,251,633	43,160,966	42,925,415	42,689,865	42,454,314	42,218,764	42,658,214	42,419,851	42,241,489
286		Amortization/Expense	(307,993)	(90,667)	(235,551)	(235,550)	(235,550)	(235,550)	(235,550)	(238,362)	(238,362)	(242,024)
287												
288		Renewal Cost	-	-	-	-	-	-	675,000	-	60,000	-
289		Renewal Term (Years)										
290												
291		**Ending Balance**	**43,251,633**	**43,160,966**	**42,925,415**	**42,689,865**	**42,454,314**	**42,218,764**	**42,658,214**	**42,419,851**	**42,241,489**	**41,999,465**
292												

Sponsored by NMGC Witness Erik C. Buchanan

630 Schedule H-7.2 Trans ROW

NEW MEXICO GAS COMPANY, INC.

Other Rate Base, Transmission Right of Way Estimates
Base Period - 12 Months Ending March 31, 2023
Future Test Year - 12 Months Ending September 30, 2025

	F	G	AF	AG	AH	AI	AJ	AK	AL	AM	AN
2	**G/L Accounts**	**Description**	**Period Ending 2/29/2024**	**Period Ending 3/31/2024**	**Total Linkage Period 1 Ending 3/31/2024**	**Period Ending 4/30/2024**	**Period Ending 5/31/2024**	**Period Ending 6/30/2024**	**Period Ending 7/31/2024**	**Period Ending 8/31/2024**	**Period Ending 9/30/2024**
255	**1860201 and 1860202**	**Right-of-Way 29:**									
256		Beginning Balance	-	-	-	-	-	-	1,696,850	1,689,780	1,682,710
257		Amortization/Expense	-	-	-	-	-	-	(7,070)	(7,070)	(7,070)
258											
259		Renewal Cost			-			1,696,850			
260		Renewal Term (Years)									
261											
262		**Ending Balance**	-	-	-	-	-	**1,696,850**	**1,689,780**	**1,682,710**	**1,675,639**
263											
264	**1860201 and 1860202**	**Right-of-Way 30:**									
265		Beginning Balance	666,563	663,750	-	660,938	658,125	655,313	652,500	649,688	646,875
266		Amortization/Expense	(2,813)	(2,813)	**(14,063)**	(2,813)	(2,813)	(2,813)	(2,813)	(2,813)	(2,813)
267											
268		Renewal Cost			**675,000**						
269		Renewal Term (Years)									
270											
271		**Ending Balance**	**663,750**	**660,938**	**660,938**	**658,125**	**655,313**	**652,500**	**649,688**	**646,875**	**644,063**
272											
273	**1860201 and 1860202**	**Right-of-Way 31:**									
274		Beginning Balance	-	-	-	-	-	-	-	-	-
275		Amortization/Expense	-	-	-	-	-	-	-	-	-
276											
277		Renewal Cost			-						
278		Renewal Term (Years)									
279											
280		**Ending Balance**	-	-	-	-	-	-	-	-	-
281											
282											
283											
284		**Total Accounts: 1860201 and 1860202**									
285		Beginning Balance	41,999,465	41,760,566	**43,559,626**	41,521,667	41,282,768	41,043,870	45,604,666	45,345,272	45,085,877
286		Amortization/Expense	(238,899)	(238,899)	**(2,772,959)**	(238,899)	(238,899)	(495,923)	(259,395)	(259,394)	(259,394)
287											
288		Renewal Cost	-	-	**735,000**	-	-	5,056,720	-	-	-
289		Renewal Term (Years)									
290											
291		**Ending Balance**	**41,760,566**	**41,521,667**	**41,521,667**	**41,282,768**	**41,043,870**	**45,604,666**	**45,345,272**	**45,085,877**	**44,826,483**
292											

NEW MEXICO GAS COMPANY, INC.

Other Rate Base, Transmission Right of Way Estimates
Base Period - 12 Months Ending March 31, 2023
Future Test Year - 12 Months Ending September 30, 2025

	F	G	AO	AP	AQ	AR	AS	AT	AU	AV	AW
2	G/L Accounts	Description	Total Linkage Period 2 Ending 9/30/2024	Period Ending 10/31/2024	Period Ending 11/30/2024	Period Ending 12/31/2024	Period Ending 1/31/2025	Period Ending 2/28/2025	Period Ending 3/31/2025	Period Ending 4/30/2025	Period Ending 5/31/2025
255	1860201 and 1860202	**Right-of-Way 29:**									
256		Beginning Balance	-	1,675,639	1,668,569	1,661,499	1,654,429	1,647,359	1,640,288	1,633,218	1,626,148
257		Amortization/Expense	**(21,211)**	(7,070)	(7,070)	(7,070)	(7,070)	(7,070)	(7,070)	(7,070)	(7,070)
258											
259		Renewal Cost	**1,696,850**								
260		Renewal Term (Years)									
261											
262		**Ending Balance**	**1,675,639**	**1,668,569**	**1,661,499**	**1,654,429**	**1,647,359**	**1,640,288**	**1,633,218**	**1,626,148**	**1,619,078**
263											
264	1860201 and 1860202	**Right-of-Way 30:**									
265		Beginning Balance	-	644,063	641,250	638,438	635,625	632,813	630,000	627,188	624,375
266		Amortization/Expense	**(30,938)**	(2,813)	(2,813)	(2,813)	(2,813)	(2,813)	(2,813)	(2,813)	(2,813)
267											
268		Renewal Cost	**675,000**								
269		Renewal Term (Years)									
270											
271		**Ending Balance**	**644,063**	**641,250**	**638,438**	**635,625**	**632,813**	**630,000**	**627,188**	**624,375**	**621,563**
272											
273	1860201 and 1860202	**Right-of-Way 31:**									
274		Beginning Balance	-	-	-	-	60,000	55,000	50,000	45,000	40,000
275		Amortization/Expense	-	-	-	-	(5,000)	(5,000)	(5,000)	(5,000)	(5,000)
276											
277		Renewal Cost	-			60,000					
278		Renewal Term (Years)									
279											
280		**Ending Balance**	**-**	**-**	**-**	**60,000**	**55,000**	**50,000**	**45,000**	**40,000**	**35,000**
281											
282											
283											
284		**Total Accounts: 1860201 and 1860202**									
285		Beginning Balance	**42,218,764**	44,826,483	44,567,089	44,307,695	44,108,301	43,850,770	43,593,240	43,335,709	43,078,179
286		Amortization/Expense	**(3,184,001)**	(259,394)	(259,394)	(259,394)	(257,531)	(257,530)	(257,530)	(257,530)	(257,530)
287											
288		Renewal Cost	**5,791,720**	-	-	60,000	-	-	-	-	-
289		Renewal Term (Years)									
290											
291		**Ending Balance**	**44,826,483**	**44,567,089**	**44,307,695**	**44,108,301**	**43,850,770**	**43,593,240**	**43,335,709**	**43,078,179**	**42,820,649**
292											

Sponsored by NMGC Witness Erik C. Buchanan

630 Schedule H-7.2 Trans ROW

NEW MEXICO GAS COMPANY, INC.

Other Rate Base, Transmission Right of Way Estimates
Base Period - 12 Months Ending March 31, 2023
Future Test Year - 12 Months Ending September 30, 2025

	F	G	AX	AY	AZ	BA	BB	BC	BD	BE	BF
2	G/L Accounts	Description	Period Ending 6/30/2025	Period Ending 7/31/2025	Period Ending 8/31/2025	Period Ending 9/30/2025	Total Future Test Year Ending 9/30/2025	Future Test Year 13-Month Average Adjustment	Future Test Period Adjustments	Total Future Test Period Adjustments	Adjusted Future Test Period Ending 9/30/2025
255	1860201 and 1860202	**Right-of-Way 29:**									
256		Beginning Balance	1,619,078	1,612,008	1,604,937	1,597,867	**1,675,639**				
257		Amortization/Expense	(7,070)	(7,070)	(7,070)	(7,070)	**(84,843)**				
258											
259		Renewal Cost					-				
260		Renewal Term (Years)									
261											
262		**Ending Balance**	**1,612,008**	**1,604,937**	**1,597,867**	**1,590,797**	**1,590,797**	**42,421**		**42,421**	**1,633,218**
263											
264	1860201 and 1860202	**Right-of-Way 30:**									
265		Beginning Balance	621,563	618,750	615,938	613,125	**644,063**				
266		Amortization/Expense	(2,813)	(2,813)	(2,813)	(2,813)	**(33,750)**				
267											
268		Renewal Cost					-				
269		Renewal Term (Years)									
270											
271		**Ending Balance**	**618,750**	**615,938**	**613,125**	**610,313**	**610,313**	**16,875**		**16,875**	**627,188**
272											
273	1860201 and 1860202	**Right-of-Way 31:**									
274		Beginning Balance	35,000	30,000	25,000	20,000	-				
275		Amortization/Expense	(5,000)	(5,000)	(5,000)	(5,000)	**(45,000)**				
276											
277		Renewal Cost					**60,000**				
278		Renewal Term (Years)									
279											
280		**Ending Balance**	**30,000**	**25,000**	**20,000**	**15,000**	**15,000**	**13,846**		**13,846**	**28,846**
281											
282											
283											
284		**Total Accounts: 1860201 and 1860202**									
285		Beginning Balance	42,820,649	42,563,119	42,305,589	42,048,060	**44,826,483**				
286		Amortization/Expense	(257,530)	(257,530)	(257,530)	(257,530)	**(3,095,953)**				
287											
288		Renewal Cost	-	-	-	-	**60,000**				
289		Renewal Term (Years)									
290											
291		**Ending Balance**	**42,563,119**	**42,305,589**	**42,048,060**	**41,790,530**	**41,790,530**	**1,532,194**		**1,532,194**	**43,322,724**
292											

Sponsored by NMGC Witness Erik C. Buchanan

630 Schedule H-7.2 Trans ROW

NEW MEXICO GAS COMPANY, INC.

Other Rate Base, Transmission Right of Way Estimates
Base Period - 12 Months Ending March 31, 2023
Future Test Year - 12 Months Ending September 30, 2025

	A	B	C	D	E	F	G	H	I	J	K	L
2	Total Base Period Ending Net Book Value PWP Rmng Life 3/31/2022	Monthly Depr Expense	End Of Life	Init Life	Remaining Life	G/L Accounts	Description	Base Period Beginning Balance 3/31/2022	Period Ending 4/30/2022	Period Ending 5/31/2022	Period Ending 6/30/2022	Period Ending 7/31/2022
293												
294							**Account: 1860200 CWIP:**					
295							**ROW 23:**					
296							Beginning Balance		40,988	40,988	40,988	40,988
297							Amortization/Expense					
298												
299							Renewal Cost					
300							Renewal Term (Years)					
301												
302							**Ending Balance**	**40,988**	**40,988**	**40,988**	**40,988**	**40,988**
303												
304							**ROW 24:**					
305							Beginning Balance		-	-	-	-
306							Amortization/Expense					
307												
308							Renewal Cost					
309							Renewal Term (Years)					
310												
311							**Ending Balance**	**-**	**-**	**-**	**-**	**-**
312												
313							**ROW 25:**					
314							Beginning Balance		212,852	212,852	212,852	212,852
315							Amortization/Expense					
316												
317							Renewal Cost					
318							Renewal Term (Years)					
319												
320							**Ending Balance**	**212,852**	**212,852**	**212,852**	**212,852**	**212,852**
321												
322							**ROW 26:**					
323							Beginning Balance		-	-	-	-
324							Amortization/Expense					
325												
326							Renewal Cost					
327							Renewal Term (Years)					
328												
329							**Ending Balance**	**-**	**-**	**-**	**-**	**-**
330												
331							**ROW 27:**					
332							Beginning Balance		15,692	15,692	15,692	39,258
333							Amortization/Expense					
334												
335							Renewal Cost		-	-	23,566	-
336							Renewal Term (Years)					
337												
338							**Ending Balance**	**15,692**	**15,692**	**15,692**	**39,258**	**39,258**

Sponsored by NMGC Witness Erik C. Buchanan

630 Schedule H-7.2 Trans ROW

NEW MEXICO GAS COMPANY, INC.

Other Rate Base, Transmission Right of Way Estimates
Base Period - 12 Months Ending March 31, 2023
Future Test Year - 12 Months Ending September 30, 2025

	F	G	M	N	O	P	Q	R	S	T	U
2	G/L Accounts	Description	Period Ending 8/31/2022	Period Ending 9/30/2022	Period Ending 10/31/2022	Period Ending 11/30/2022	Period Ending 12/31/2022	Period Ending 1/31/2023	Period Ending 2/28/2023	Period Ending 3/31/2023	Total Base Period Ending 3/31/2023
293											
294		**Account: 1860200 CWIP:**									
295		**ROW 23:**									
296		Beginning Balance	40,988	40,988	40,988	40,988	40,988	40,988	40,988	40,988	**40,988**
297		Amortization/Expense									**-**
298											
299		Renewal Cost								(40,988)	**(40,988)**
300		Renewal Term (Years)									
301											
302		**Ending Balance**	**40,988**	**40,988**	**40,988**	**40,988**	**40,988**	**40,988**	**40,988**	**-**	**-**
303											
304		**ROW 24:**									
305		Beginning Balance	-	-	-	-	-	-	1,661,292	1,754,556	**-**
306		Amortization/Expense								-	**-**
307											
308		Renewal Cost						1,661,292	93,264	(1,754,556)	**-**
309		Renewal Term (Years)									
310											
311		**Ending Balance**	**-**	**-**	**-**	**-**	**-**	**1,661,292**	**1,754,556**	**-**	**-**
312											
313		**ROW 25:**									
314		Beginning Balance	212,852	212,852	212,852	212,852	212,852	212,852	212,852	212,947	**212,852**
315		Amortization/Expense								-	**-**
316											
317		Renewal Cost							95	534	**629**
318		Renewal Term (Years)									
319											
320		**Ending Balance**	**212,852**	**212,852**	**212,852**	**212,852**	**212,852**	**212,852**	**212,947**	**213,481**	**213,481**
321											
322		**ROW 26:**									
323		Beginning Balance	-	-	-	-	-	-	-	(1,149)	**-**
324		Amortization/Expense									**-**
325											
326		Renewal Cost							(1,149)	829	**(320)**
327		Renewal Term (Years)									
328											
329		**Ending Balance**	**-**	**-**	**-**	**-**	**-**	**-**	**(1,149)**	**(320)**	**(320)**
330											
331		**ROW 27:**									
332		Beginning Balance	39,258	40,760	40,760	42,231	53,555	3,125	(0)	(0)	**15,692**
333		Amortization/Expense									**-**
334											
335		Renewal Cost	1,502	-	1,472	11,324	(50,431)	(3,125)	-	-	**(15,692)**
336		Renewal Term (Years)									
337											
338		**Ending Balance**	**40,760**	**40,760**	**42,231**	**53,555**	**3,125**	**(0)**	**(0)**	**(0)**	**(0)**

NEW MEXICO GAS COMPANY, INC.

Other Rate Base, Transmission Right of Way Estimates
Base Period - 12 Months Ending March 31, 2023
Future Test Year - 12 Months Ending September 30, 2025

	F	G	V	W	X	Y	Z	AA	AB	AC	AD	AE
2	G/L Accounts	Description	Period Ending 4/30/2023	Period Ending 5/31/2023	Period Ending 6/30/2023	Period Ending 7/31/2023	Period Ending 8/31/2023	Period Ending 9/30/2023	Period Ending 10/31/2023	Period Ending 11/30/2023	Period Ending 12/31/2023	Period Ending 1/31/2024
293												
294		**Account: 1860200 CWIP:**										
295		**ROW 23:**										
296		Beginning Balance	-	-	-	-	-	-	-	-	-	-
297		Amortization/Expense	-	-	-	-	-	-	-	-	-	-
298												
299		Renewal Cost	-	-	-	-	-	-	-	-	-	-
300		Renewal Term (Years)										
301												
302		**Ending Balance**	-	-	-	-	-	-	-	-	-	-
303												
304		**ROW 24:**										
305		Beginning Balance	-	-	-	-	-	-	-	-	-	-
306		Amortization/Expense	-	-	-	-	-	-	-	-	-	-
307												
308		Renewal Cost	-	-	-	-	-	-	-	-	-	-
309		Renewal Term (Years)										
310												
311		**Ending Balance**	-	-	-	-	-	-	-	-	-	-
312												
313		**ROW 25:**										
314		Beginning Balance	213,481	214,407	215,571	215,571	215,571	250,866	286,161	321,455	356,750	356,750
315		Amortization/Expense	-	-	-	-	-	-	-	-	-	-
316												
317		Renewal Cost	926	1,164	-	-	35,295	35,295	35,295	35,295	-	-
318		Renewal Term (Years)										
319												
320		**Ending Balance**	**214,407**	**215,571**	**215,571**	**215,571**	**250,866**	**286,161**	**321,455**	**356,750**	**356,750**	**356,750**
321												
322		**ROW 26:**										
323		Beginning Balance	(320)	34,914	32,641	32,641	32,641	39,481	46,321	53,160	60,000	-
324		Amortization/Expense										
325												
326		Renewal Cost	35,234	(2,272)	-	-	6,840	6,840	6,840	6,840	(60,000)	
327		Renewal Term (Years)										
328												
329		**Ending Balance**	**34,914**	**32,641**	**32,641**	**32,641**	**39,481**	**46,321**	**53,160**	**60,000**	**-**	**-**
330												
331		**ROW 27:**										
332		Beginning Balance	(0)	(0)	(0)	(0)	(0)	(0)	(0)	(0)	(0)	(0)
333		Amortization/Expense	-	-	-	-	-	-	-	-	-	-
334												
335		Renewal Cost	-	-	-	-	-	-	-	-	-	-
336		Renewal Term (Years)										
337												
338		**Ending Balance**	**(0)**	**(0)**	**(0)**	**(0)**	**(0)**	**(0)**	**(0)**	**(0)**	**(0)**	**(0)**

Sponsored by NMGC Witness Erik C. Buchanan

630 Schedule H-7.2 Trans ROW

NEW MEXICO GAS COMPANY, INC.

Other Rate Base, Transmission Right of Way Estimates
Base Period - 12 Months Ending March 31, 2023
Future Test Year - 12 Months Ending September 30, 2025

	F	G	AF	AG	AH	AI	AJ	AK	AL	AM	AN
2	G/L Accounts	Description	Period Ending 2/29/2024	Period Ending 3/31/2024	Total Linkage Period 1 Ending 3/31/2024	Period Ending 4/30/2024	Period Ending 5/31/2024	Period Ending 6/30/2024	Period Ending 7/31/2024	Period Ending 8/31/2024	Period Ending 9/30/2024
293											
294		**Account: 1860200 CWIP:**									
295		**ROW 23:**									
296		Beginning Balance	-	-	-	-	-	-	-	-	-
297		Amortization/Expense	-	-	-	-	-	-	-	-	-
298											
299		Renewal Cost	-	-	-	-	-	-	-	-	-
300		Renewal Term (Years)									
301											
302		**Ending Balance**	-	-	-	-	-	-	-	-	-
303											
304		**ROW 24:**									
305		Beginning Balance	-	-	-	-	-	-	-	-	-
306		Amortization/Expense	-	-	-	-	-	-	-	-	-
307											
308		Renewal Cost	-	-	-	-	-	-	-	-	-
309		Renewal Term (Years)									
310											
311		**Ending Balance**	-	-	-	-	-	-	-	-	-
312											
313		**ROW 25:**									
314		Beginning Balance	356,750	356,750	**213,481**	356,750	356,750	856,750	-	-	-
315		Amortization/Expense	-	-	-	-	-	-	-	-	-
316											
317		Renewal Cost	-	-	**143,269**	-	500,000	(856,750)	-	-	-
318		Renewal Term (Years)									
319											
320		**Ending Balance**	**356,750**	**356,750**	**356,750**	**356,750**	**856,750**	-	-	-	-
321											
322		**ROW 26:**									
323		Beginning Balance	-	-	**(320)**	-	-	-	-	-	-
324		Amortization/Expense			-	-	-	-	-	-	-
325											
326		Renewal Cost			**320**						
327		Renewal Term (Years)									
328											
329		**Ending Balance**	-	-	**(0)**	-	-	-	-	-	-
330											
331		**ROW 27:**									
332		Beginning Balance	(0)	(0)	**(0)**	(0)	(0)	(0)	(0)	(0)	(0)
333		Amortization/Expense	-	-	-	-	-	-	-	-	-
334											
335		Renewal Cost	-	-	-	-	-	-	-	-	-
336		Renewal Term (Years)									
337											
338		**Ending Balance**	**(0)**	**(0)**	**(0)**	**(0)**	**(0)**	**(0)**	**(0)**	**(0)**	**(0)**

Sponsored by NMGC Witness Erik C. Buchanan

NEW MEXICO GAS COMPANY, INC.

Other Rate Base, Transmission Right of Way Estimates
Base Period - 12 Months Ending March 31, 2023
Future Test Year - 12 Months Ending September 30, 2025

	F	G	AO	AP	AQ	AR	AS	AT	AU	AV	AW
2	G/L Accounts	Description	Total Linkage Period 2 Ending 9/30/2024	Period Ending 10/31/2024	Period Ending 11/30/2024	Period Ending 12/31/2024	Period Ending 1/31/2025	Period Ending 2/28/2025	Period Ending 3/31/2025	Period Ending 4/30/2025	Period Ending 5/31/2025
293											
294		**Account: 1860200 CWIP:**									
295		**ROW 23:**									
296		Beginning Balance	-	-	-	-	-	-	-	-	-
297		Amortization/Expense	-	-	-	-	-	-	-	-	-
298											
299		Renewal Cost	-	-	-	-	-	-	-	-	-
300		Renewal Term (Years)									
301											
302		**Ending Balance**	-	-	-	-	-	-	-	-	-
303											
304		**ROW 24:**									
305		Beginning Balance	-	-	-	-	-	-	-	-	-
306		Amortization/Expense	-	-	-	-	-	-	-	-	-
307											
308		Renewal Cost	-	-	-	-	-	-	-	-	-
309		Renewal Term (Years)									
310											
311		**Ending Balance**	-	-	-	-	-	-	-	-	-
312											
313		**ROW 25:**									
314		Beginning Balance	**286,161**	-	-	-	-	-	-	-	-
315		Amortization/Expense	-	-	-	-	-	-	-	-	-
316											
317		Renewal Cost	**(286,161)**	-	-	-	-	-	-	-	-
318		Renewal Term (Years)									
319											
320		**Ending Balance**	-	-	-	-	-	-	-	-	-
321											
322		**ROW 26:**									
323		Beginning Balance	**46,321**	-	-	-	-	-	-	-	-
324		Amortization/Expense	-	-	-	-	-	-	-	-	-
325											
326		Renewal Cost	**(46,321)**								
327		Renewal Term (Years)									
328											
329		**Ending Balance**	-	-	-	-	-	-	-	-	-
330											
331		**ROW 27:**									
332		Beginning Balance	**(0)**	(0)	(0)	(0)	(0)	(0)	(0)	(0)	(0)
333		Amortization/Expense	-	-	-	-	-	-	-	-	-
334											
335		Renewal Cost	-	-	-	-	-	-	-	-	-
336		Renewal Term (Years)									
337											
338		**Ending Balance**	**(0)**	**(0)**	**(0)**	**(0)**	**(0)**	**(0)**	**(0)**	**(0)**	**(0)**

Sponsored by NMGC Witness Erik C. Buchanan

NEW MEXICO GAS COMPANY, INC.

Other Rate Base, Transmission Right of Way Estimates
Base Period - 12 Months Ending March 31, 2023
Future Test Year - 12 Months Ending September 30, 2025

	F	G	AX	AY	AZ	BA	BB	BC	BD	BE	BF
2	G/L Accounts	Description	Period Ending 6/30/2025	Period Ending 7/31/2025	Period Ending 8/31/2025	Period Ending 9/30/2025	Total Future Test Year Ending 9/30/2025	Future Test Year 13-Month Average Adjustment	Future Test Period Adjustments	Total Future Test Period Adjustments	Adjusted Future Test Period Ending 9/30/2025
293											
294		**Account: 1860200 CWIP:**									
295		**ROW 23:**									
296		Beginning Balance	-	-	-	-	-				
297		Amortization/Expense	-	-	-	-	-				
298											
299		Renewal Cost	-	-	-	-	-				
300		Renewal Term (Years)									
301											
302		**Ending Balance**	-	-	-	-	-	-		-	-
303											
304		**ROW 24:**									
305		Beginning Balance	-	-	-	-	-				
306		Amortization/Expense	-	-	-	-	-				
307											
308		Renewal Cost	-	-	-	-	-				
309		Renewal Term (Years)									
310											
311		**Ending Balance**	-	-	-	-	-	-		-	-
312											
313		**ROW 25:**									
314		Beginning Balance	-	-	-	-	-				
315		Amortization/Expense	-	-	-	-	-				
316											
317		Renewal Cost	-	-	-	-	-				
318		Renewal Term (Years)									
319											
320		**Ending Balance**	-	-	-	-	-	-		-	-
321											
322		**ROW 26:**									
323		Beginning Balance	-	-	-	-	-				
324		Amortization/Expense	-	-	-	-	-				
325											
326		Renewal Cost					-				
327		Renewal Term (Years)									
328											
329		**Ending Balance**	-	-	-	-	-	-		-	-
330											
331		**ROW 27:**									
332		Beginning Balance	(0)	(0)	(0)	(0)	**(0)**				
333		Amortization/Expense	-	-	-	-	-				
334											
335		Renewal Cost	-	-	-	-	-				
336		Renewal Term (Years)									
337											
338		**Ending Balance**	**(0)**	**(0)**	**(0)**	**(0)**	**(0)**	-		-	**(0)**

Sponsored by NMGC Witness Erik C. Buchanan

630 Schedule H-7.2 Trans ROW

NEW MEXICO GAS COMPANY, INC.

Other Rate Base, Transmission Right of Way Estimates
Base Period - 12 Months Ending March 31, 2023
Future Test Year - 12 Months Ending September 30, 2025

	A	B	C	D	E	F	G	H	I	J	K	L
2	Total Base Period Ending Net Book Value PWP Rmng Life 3/31/2022	Monthly Depr Expense	End Of Life	Init Life	Remaining Life	G/L Accounts	Description	Base Period Beginning Balance 3/31/2022	Period Ending 4/30/2022	Period Ending 5/31/2022	Period Ending 6/30/2022	Period Ending 7/31/2022
339												
340							**ROW 28:**					
341							Beginning Balance		387,373	419,901	435,734	480,379
342							Amortization/Expense					
343												
344							Renewal Cost		32,528	15,833	44,645	(110,208)
345							Renewal Term (Years)					
346												
347							**Ending Balance**	387,373	419,901	435,734	480,379	370,171
348												
349							**ROW 29:**					
350							Beginning Balance		290,219	316,872	332,028	333,277
351							Amortization/Expense					
352												
353							Renewal Cost		26,652	15,156	1,249	390
354							Renewal Term (Years)					
355												
356							**Ending Balance**	**290,219**	**316,872**	**332,028**	**333,277**	**333,667**
357												
358							**ROW 30:**					
359							Beginning Balance		32,940	60,312	89,200	101,844
360							Amortization/Expense					
361												
362							Renewal Cost		27,373	28,888	12,644	11,988
363							Renewal Term (Years)					
364												
365							**Ending Balance**	**32,940**	**60,312**	**89,200**	**101,844**	**113,832**
366												
367							**ROW 31:**					
368							Beginning Balance		-	-	-	-
369							Amortization/Expense					
370												
371							Renewal Cost		-	-	-	-
372							Renewal Term (Years)					
373												
374							**Ending Balance**	-	-	-	-	-
375												
376							**ROW 32:**					
377							Beginning Balance		-	-	-	-
378							Amortization/Expense					
379												
380							Renewal Cost		-	-	-	-
381							Renewal Term (Years)					
382												
383							**Ending Balance**	-	-	-	-	-
384												

Sponsored by NMGC Witness Erik C. Buchanan

630 Schedule H-7.2 Trans ROW

NEW MEXICO GAS COMPANY, INC.

Other Rate Base, Transmission Right of Way Estimates
Base Period - 12 Months Ending March 31, 2023
Future Test Year - 12 Months Ending September 30, 2025

	F	G	M	N	O	P	Q	R	S	T	U
2	G/L Accounts	Description	Period Ending 8/31/2022	Period Ending 9/30/2022	Period Ending 10/31/2022	Period Ending 11/30/2022	Period Ending 12/31/2022	Period Ending 1/31/2023	Period Ending 2/28/2023	Period Ending 3/31/2023	Total Base Period Ending 3/31/2023
339											
340		**ROW 28:**									
341		Beginning Balance	370,171	484,313	480,410	518,938	534,695	508,962	511,170	503,688	**387,373**
342		Amortization/Expense									-
343											
344		Renewal Cost	114,143	(3,903)	38,529	15,756	(25,733)	2,207	(7,482)	9,518	**125,833**
345		Renewal Term (Years)									
346											
347		**Ending Balance**	484,313	480,410	518,938	534,695	508,962	511,170	503,688	513,207	**513,207**
348											
349		**ROW 29:**									
350		Beginning Balance	333,667	340,002	425,337	425,337	457,446	509,634	511,842	498,618	**290,219**
351		Amortization/Expense									-
352											
353		Renewal Cost	6,335	85,335	-	32,109	52,189	2,207	(13,224)	9,518	**217,917**
354		Renewal Term (Years)									
355											
356		**Ending Balance**	**340,002**	**425,337**	**425,337**	**457,446**	**509,634**	**511,842**	**498,618**	**508,136**	**508,136**
357											
358		**ROW 30:**									
359		Beginning Balance	113,832	127,653	151,255	151,255	161,504	173,102	165,096	248,543	**32,940**
360		Amortization/Expense									-
361											
362		Renewal Cost	13,821	23,602	-	10,249	11,598	(8,006)	83,448	49,057	**264,661**
363		Renewal Term (Years)									
364											
365		**Ending Balance**	**127,653**	**151,255**	**151,255**	**161,504**	**173,102**	**165,096**	**248,543**	**297,600**	**297,600**
366											
367		**ROW 31:**									
368		Beginning Balance	-	-	-	-	-	-	609,732	627,252	-
369		Amortization/Expense									
370											
371		Renewal Cost	-	-	-	-	-	609,732	17,520	6,246	**633,497**
372		Renewal Term (Years)									
373											
374		**Ending Balance**	**-**	**-**	**-**	**-**	**-**	**609,732**	**627,252**	**633,497**	**633,497**
375											
376		**ROW 32:**									
377		Beginning Balance	-	-	-	-	-	-	-	-	-
378		Amortization/Expense									-
379											
380		Renewal Cost	-	-	-	-	-	-	-	-	-
381		Renewal Term (Years)									
382											
383		**Ending Balance**	-	-	-	-	-	-	-	-	-
384											

Sponsored by NMGC Witness Erik C. Buchanan

630 Schedule H-7.2 Trans ROW

NEW MEXICO GAS COMPANY, INC.

Other Rate Base, Transmission Right of Way Estimates
Base Period - 12 Months Ending March 31, 2023
Future Test Year - 12 Months Ending September 30, 2025

	F	G	V	W	X	Y	Z	AA	AB	AC	AD	AE
2	G/L Accounts	Description	Period Ending 4/30/2023	Period Ending 5/31/2023	Period Ending 6/30/2023	Period Ending 7/31/2023	Period Ending 8/31/2023	Period Ending 9/30/2023	Period Ending 10/31/2023	Period Ending 11/30/2023	Period Ending 12/31/2023	Period Ending 1/31/2024
339												
340		**ROW 28:**										
341		Beginning Balance	513,207	523,960	541,259	541,259	564,969	588,678	612,387	636,096	659,806	683,515
342		Amortization/Expense	-	-	-	-	-	-	-	-	-	-
343												
344		Renewal Cost	10,753	17,299	-	23,709	23,709	23,709	23,709	23,709	23,709	23,709
345		Renewal Term (Years)										
346												
347		**Ending Balance**	523,960	541,259	541,259	564,969	588,678	612,387	636,096	659,806	683,515	707,224
348												
349		**ROW 29:**										
350		Beginning Balance	508,136	518,889	536,189	536,189	581,286	626,382	671,479	716,576	761,672	806,769
351		Amortization/Expense										
352												
353		Renewal Cost	10,753	17,299	-	45,097	45,097	45,097	45,097	45,097	45,097	45,097
354		Renewal Term (Years)										
355												
356		**Ending Balance**	**518,889**	**536,189**	**536,189**	**581,286**	**626,382**	**671,479**	**716,576**	**761,672**	**806,769**	**851,866**
357												
358		**ROW 30:**										
359		Beginning Balance	297,600	353,853	530,600	530,600	586,120	641,641	697,162	752,683	808,204	863,725
360		Amortization/Expense										
361												
362		Renewal Cost	56,253	176,746	-	55,521	55,521	55,521	55,521	55,521	55,521	55,521
363		Renewal Term (Years)										
364												
365		**Ending Balance**	**353,853**	**530,600**	**530,600**	**586,120**	**641,641**	**697,162**	**752,683**	**808,204**	**863,725**	**919,246**
366												
367		**ROW 31:**										
368		Beginning Balance	633,497	653,958	654,583	659,687	664,791	669,896	675,000	-	-	-
369		Amortization/Expense								-	-	-
370												
371		Renewal Cost	20,461	624	5,104	5,104	5,104	5,104	(675,000)	-	-	-
372		Renewal Term (Years)										
373												
374		**Ending Balance**	**653,958**	**654,583**	**659,687**	**664,791**	**669,896**	**675,000**	**-**	**-**	**-**	**-**
375												
376		**ROW 32:**										
377		Beginning Balance	-	-	-	-	-	-	-	-	-	-
378		Amortization/Expense										
379												
380		Renewal Cost	-	-	-	-	-	-	-	-	-	-
381		Renewal Term (Years)										
382												
383		**Ending Balance**	**-**	**-**	**-**	**-**	**-**	**-**	**-**	**-**	**-**	**-**
384												

Sponsored by NMGC Witness Erik C. Buchanan

NEW MEXICO GAS COMPANY, INC.

Other Rate Base, Transmission Right of Way Estimates
Base Period - 12 Months Ending March 31, 2023
Future Test Year - 12 Months Ending September 30, 2025

	F	G	AF	AG	AH	AI	AJ	AK	AL	AM	AN
2	G/L Accounts	Description	Period Ending 2/29/2024	Period Ending 3/31/2024	Total Linkage Period 1 Ending 3/31/2024	Period Ending 4/30/2024	Period Ending 5/31/2024	Period Ending 6/30/2024	Period Ending 7/31/2024	Period Ending 8/31/2024	Period Ending 9/30/2024
339											
340		**ROW 28:**									
341		Beginning Balance	707,224	730,934	**513,207**	754,643	778,352	825,771	-	-	-
342		Amortization/Expense	-	-	-	-	-	-	-	-	-
343											
344		Renewal Cost	23,709	23,709	**241,436**	23,709	47,419	(825,771)	-	-	-
345		Renewal Term (Years)									
346											
347		**Ending Balance**	730,934	754,643	**754,643**	778,352	825,771	-	-	-	-
348											
349		**ROW 29:**									
350		Beginning Balance	851,866	896,962	**508,136**	942,059	987,156	1,032,252	1,677,349	-	-
351		Amortization/Expense			-	-	-	-	-	-	-
352											
353		Renewal Cost	45,097	45,097	**433,923**	45,097	45,097	645,097	(1,677,349)	-	-
354		Renewal Term (Years)									
355											
356		**Ending Balance**	**896,962**	**942,059**	**942,059**	**987,156**	**1,032,252**	**1,677,349**	-	-	-
357											
358		**ROW 30:**									
359		Beginning Balance	919,246	974,767	**297,600**	1,030,287	1,085,808	1,141,329	1,696,850	-	-
360		Amortization/Expense			-						
361											
362		Renewal Cost	55,521	55,521	**732,687**	55,521	55,521	555,521	(1,696,850)		
363		Renewal Term (Years)									
364											
365		**Ending Balance**	**974,767**	**1,030,287**	**1,030,287**	**1,085,808**	**1,141,329**	**1,696,850**	-	-	-
366											
367		**ROW 31:**									
368		Beginning Balance	-	-	**633,497**	-	-	-	-	-	-
369		Amortization/Expense	-	-	-	-	-	-	-	-	-
370											
371		Renewal Cost	-	-	**(633,497)**	-	-	-	-	-	-
372		Renewal Term (Years)									
373											
374		**Ending Balance**	-	-	-	-	-	-	-	-	-
375											
376		**ROW 32:**									
377		Beginning Balance	-	-	-	-	30,000	30,000	30,000	30,000	30,000
378		Amortization/Expense			-						
379											
380		Renewal Cost	-	-	-	30,000	-	-	-	-	-
381		Renewal Term (Years)									
382											
383		**Ending Balance**	-	-	-	**30,000**	**30,000**	**30,000**	**30,000**	**30,000**	**30,000**
384											

NEW MEXICO GAS COMPANY, INC.

Other Rate Base, Transmission Right of Way Estimates
Base Period - 12 Months Ending March 31, 2023
Future Test Year - 12 Months Ending September 30, 2025

	F	G	AO	AP	AQ	AR	AS	AT	AU	AV	AW
2	G/L Accounts	Description	Total Linkage Period 2 Ending 9/30/2024	Period Ending 10/31/2024	Period Ending 11/30/2024	Period Ending 12/31/2024	Period Ending 1/31/2025	Period Ending 2/28/2025	Period Ending 3/31/2025	Period Ending 4/30/2025	Period Ending 5/31/2025
339											
340		**ROW 28:**									
341		Beginning Balance	**612,387**	-	-	-	-	-	-	-	-
342		Amortization/Expense	**-**	-	-	-	-	-	-	-	-
343											
344		Renewal Cost	**(612,387)**	-	-	-	-	-	-	-	-
345		Renewal Term (Years)									
346											
347		**Ending Balance**	**-**	-	-	-	-	-	-	-	-
348											
349		**ROW 29:**									
350		Beginning Balance	**671,479**	-	-	-	-	-	-	-	-
351		Amortization/Expense	**-**	-	-	-	-	-	-	-	-
352											
353		Renewal Cost	**(671,479)**	-	-	-	-	-	-	-	-
354		Renewal Term (Years)									
355											
356		**Ending Balance**	**-**	-	-	-	-	-	-	-	-
357											
358		**ROW 30:**									
359		Beginning Balance	**697,162**	-	-	-	-	-	-	-	-
360		Amortization/Expense	**-**								
361											
362		Renewal Cost	**(697,162)**								
363		Renewal Term (Years)									
364											
365		**Ending Balance**	**-**	-	-	-	-	-	-	-	-
366											
367		**ROW 31:**									
368		Beginning Balance	**675,000**	-	-	-	-	-	-	-	-
369		Amortization/Expense	**-**	-	-	-	-	-	-	-	-
370											
371		Renewal Cost	**(675,000)**	-	-	-	-	-	-	-	-
372		Renewal Term (Years)									
373											
374		**Ending Balance**	**-**	-	-	-	-	-	-	-	-
375											
376		**ROW 32:**									
377		Beginning Balance	**-**	30,000	45,000	60,000	-	-	-	-	-
378		Amortization/Expense									
379											
380		Renewal Cost	**30,000**	15,000	15,000	(60,000)	-	-	-	-	-
381		Renewal Term (Years)									
382											
383		**Ending Balance**	**30,000**	**45,000**	**60,000**	**-**	**-**	**-**	**-**	**-**	**-**
384											

Sponsored by NMGC Witness Erik C. Buchanan

630 Schedule H-7.2 Trans ROW

NEW MEXICO GAS COMPANY, INC.

Other Rate Base, Transmission Right of Way Estimates
Base Period - 12 Months Ending March 31, 2023
Future Test Year - 12 Months Ending September 30, 2025

	F	G	AX	AY	AZ	BA	BB	BC	BD	BE	BF
2	G/L Accounts	Description	Period Ending 6/30/2025	Period Ending 7/31/2025	Period Ending 8/31/2025	Period Ending 9/30/2025	Total Future Test Year Ending 9/30/2025	Future Test Year 13-Month Average Adjustment	Future Test Period Adjustments	Total Future Test Period Adjustments	Adjusted Future Test Period Ending 9/30/2025
339											
340		**ROW 28:**									
341		Beginning Balance	-	-	-	-	-				
342		Amortization/Expense	-	-	-	-	-				
343											
344		Renewal Cost	-	-	-	-	-				
345		Renewal Term (Years)									
346											
347		**Ending Balance**	-	-	-	-	-	-		-	-
348											
349		**ROW 29:**									
350		Beginning Balance	-	-	-	-	-				
351		Amortization/Expense	-	-	-	-	-				
352											
353		Renewal Cost	-	-	-	-	-				
354		Renewal Term (Years)									
355											
356		**Ending Balance**	-	-	-	-	-	-		-	-
357											
358		**ROW 30:**									
359		Beginning Balance	-	-	-	-	-				
360		Amortization/Expense					-				
361											
362		Renewal Cost					-				
363		Renewal Term (Years)									
364											
365		**Ending Balance**	-	-	-	-	-	-		-	-
366											
367		**ROW 31:**									
368		Beginning Balance	-	-	-	-	-				
369		Amortization/Expense	-	-	-	-	-				
370											
371		Renewal Cost	-	-	-	-	-				
372		Renewal Term (Years)									
373											
374		**Ending Balance**	-	-	-	-	-	-		-	-
375											
376		**ROW 32:**									
377		Beginning Balance	-	-	-	-	**30,000**				
378		Amortization/Expense					-				
379											
380		Renewal Cost	-	-	-	-	**(30,000)**				
381		Renewal Term (Years)									
382											
383		**Ending Balance**	-	-	-	-	-	**10,385**		**10,385**	**10,385**
384											

Sponsored by NMGC Witness Erik C. Buchanan

630 Schedule H-7.2 Trans ROW

NEW MEXICO GAS COMPANY, INC.

Other Rate Base, Transmission Right of Way Estimates
Base Period - 12 Months Ending March 31, 2023
Future Test Year - 12 Months Ending September 30, 2025

	A	B	C	D	E	F	G	H	I	J	K	L
2	Total Base Period Ending Net Book Value PWP Rmng Life 3/31/2022	Monthly Depr Expense	End Of Life	Init Life	Remaining Life	G/L Accounts	Description	Base Period Beginning Balance 3/31/2022	Period Ending 4/30/2022	Period Ending 5/31/2022	Period Ending 6/30/2022	Period Ending 7/31/2022
385							**ROW 33:**					
386							Beginning Balance		-	-	-	-
387							Amortization/Expense					
388												
389							Renewal Cost		-	-	-	-
390							Renewal Term (Years)					
391												
392							**Ending Balance**	-	-	-	-	-
393												
394							**Total Account 1860200 CWIP**					
395							Beginning Balance		980,064	1,066,617	1,126,494	1,208,598
396							Amortization/Expense		-	-	-	-
397												
398							Renewal Cost		86,553	59,877	82,104	(97,830)
399							Renewal Term (Years)					
400												
401							**Ending Balance**	**980,064**	**1,066,617**	**1,126,494**	**1,208,598**	**1,110,768**
402												
403												
404							**Total Transmission Right-of-Ways; 1860201-1860202 and 1860200 (CWIP)**					
405							Beginning Balance		45,659,590	45,497,236	45,308,206	45,141,404
406							Amortization/Expense		(248,907)	(248,907)	(248,906)	(248,906)
407							Unitization to PIS and Misc Write Offs					
408												
409							Renewal Cost	-	86,553	59,877	82,104	(97,830)
410							Renewal Term (Years)					
411												
412							**Ending Balance**	**45,659,590**	**45,497,236**	**45,308,206**	**45,141,404**	**44,794,667**
413												
414												
415							**Transmission Account 242:**					
416							Beginning Balance		(268,518)	(274,485)	(280,452)	(286,419)
417							Amortization/Monthly Cost		5,967	5,967	5,967	5,967
418												
419							Cost Reversed to PIS		-	-	-	-
420							Adjust Liability for change in ROW Value		-	-	-	-
421							Renewal Term (Years)					
422												
423							**Ending Balance Right-of-Way**	**(268,518)**	**(274,485)**	**(280,452)**	**(286,419)**	**(292,386)**
424												

NEW MEXICO GAS COMPANY, INC.

Other Rate Base, Transmission Right of Way Estimates
Base Period - 12 Months Ending March 31, 2023
Future Test Year - 12 Months Ending September 30, 2025

	F	G	M	N	O	P	Q	R	S	T	U
2	G/L Accounts	Description	Period Ending 8/31/2022	Period Ending 9/30/2022	Period Ending 10/31/2022	Period Ending 11/30/2022	Period Ending 12/31/2022	Period Ending 1/31/2023	Period Ending 2/28/2023	Period Ending 3/31/2023	Total Base Period Ending 3/31/2023
385		**ROW 33:**									
386		Beginning Balance	-	-	-	-	-	-	-	-	-
387		Amortization/Expense									-
388											
389		Renewal Cost	-	-	-	-	-	-	-	-	-
390		Renewal Term (Years)									
391											
392		**Ending Balance**	-	-	-	-	-	-	-	-	-
393											
394		**Total Account 1860200 CWIP**									
395		Beginning Balance	1,110,768	1,246,568	1,351,601	1,391,602	1,461,040	1,448,663	3,712,971	3,885,443	980,064
396		Amortization/Expense	-	-	-	-	-	-	-	-	-
397											
398		Renewal Cost	135,800	105,033	40,000	69,438	(12,377)	2,264,307	172,472	(1,719,841)	1,185,537
399		Renewal Term (Years)									
400											
401		**Ending Balance**	**1,246,568**	**1,351,601**	**1,391,602**	**1,461,040**	**1,448,663**	**3,712,971**	**3,885,443**	**2,165,601**	**2,165,601**
402											
403											
404		**Total Transmission Right-of-Ways; 1860201-1860202 and 1860200 (CWIP)**									
405		Beginning Balance	44,794,667	44,681,562	44,544,884	44,343,173	44,170,900	43,970,368	46,011,423	45,957,518	45,659,590
406		Amortization/Expense	(248,906)	(241,711)	(241,711)	(241,711)	(241,711)	(226,378)	(226,377)	(307,993)	(2,972,124)
407		Unitization to PIS and Misc Write Offs									
408											
409		Renewal Cost	135,800	105,033	40,000	69,438	41,179	2,267,432	172,472	75,702	3,037,761
410		Renewal Term (Years)									
411											
412		**Ending Balance**	**44,681,562**	**44,544,884**	**44,343,173**	**44,170,900**	**43,970,368**	**46,011,423**	**45,957,518**	**45,725,227**	**45,725,227**
413											
414											
415		**Transmission Account 242:**									
416		Beginning Balance	(292,386)	(298,354)	(304,321)	(310,288)	(316,255)	(322,222)	(328,189)	(334,156)	**(268,518)**
417		Amortization/Monthly Cost	5,967	5,967	5,967	5,967	5,967	5,967	5,967	5,967	**71,605**
418											
419		Cost Reversed to PIS	-	-	-	-	-	-	-	-	-
420		Adjust Liability for change in ROW Value	-	-	-	-	-	-	-	-	
421		Renewal Term (Years)									
422											
423		**Ending Balance Right-of-Way**	**(298,354)**	**(304,321)**	**(310,288)**	**(316,255)**	**(322,222)**	**(328,189)**	**(334,156)**	**(340,123)**	**(340,123)**
424											

NEW MEXICO GAS COMPANY, INC.

Other Rate Base, Transmission Right of Way Estimates
Base Period - 12 Months Ending March 31, 2023
Future Test Year - 12 Months Ending September 30, 2025

	F	G	V	W	X	Y	Z	AA	AB	AC	AD	AE
2	G/L Accounts	Description	Period Ending 4/30/2023	Period Ending 5/31/2023	Period Ending 6/30/2023	Period Ending 7/31/2023	Period Ending 8/31/2023	Period Ending 9/30/2023	Period Ending 10/31/2023	Period Ending 11/30/2023	Period Ending 12/31/2023	Period Ending 1/31/2024
385		**ROW 33:**										
386		Beginning Balance	-	-	-	-	-	-	-	-	-	-
387		Amortization/Expense										
388												
389		Renewal Cost	-	-	-	-	-	-	-	-	-	-
390		Renewal Term (Years)										
391												
392		**Ending Balance**	-	-	-	-	-	-	-	-	-	-
393												
394		**Total Account 1860200 CWIP**										
395		Beginning Balance	2,165,601	2,299,982	2,510,843	2,515,947	2,645,378	2,816,944	2,988,509	2,479,971	2,646,432	2,710,759
396		Amortization/Expense	-	-	-	-	-	-	-	-	-	-
397												
398		Renewal Cost	134,380	210,861	5,104	129,431	171,566	171,566	(508,539)	166,461	64,327	124,327
399		Renewal Term (Years)										
400												
401		**Ending Balance**	**2,299,982**	**2,510,843**	**2,515,947**	**2,645,378**	**2,816,944**	**2,988,509**	**2,479,971**	**2,646,432**	**2,710,759**	**2,835,086**
402												
403												
404		**Total Transmission Right-of-Ways; 1860201-1860202 and 1860200 (CWIP)**										
405		Beginning Balance	45,725,227	45,551,615	45,671,808	45,441,362	45,335,243	45,271,258	45,207,273	45,138,185	45,066,283	44,952,248
406		Amortization/Expense	(307,993)	(90,667)	(235,551)	(235,550)	(235,550)	(235,550)	(235,550)	(238,362)	(238,362)	(242,024)
407		Unitization to PIS and Misc Write Offs										
408												
409		Renewal Cost	134,380	210,861	5,104	129,431	171,566	171,566	166,461	166,461	124,327	124,327
410		Renewal Term (Years)										
411												
412		**Ending Balance**	**45,551,615**	**45,671,808**	**45,441,362**	**45,335,243**	**45,271,258**	**45,207,273**	**45,138,185**	**45,066,283**	**44,952,248**	**44,834,551**
413												
414												
415		**Transmission Account 242:**										
416		Beginning Balance	(340,123)	(346,090)	(352,057)	(214,187)	(217,757)	(221,327)	(224,897)	(228,467)	(232,036)	(235,606)
417		Amortization/Monthly Cost	5,967	5,967	3,570	3,570	3,570	3,570	3,570	3,570	3,570	3,570
418												
419		Cost Reversed to PIS	-	-	-	-	-	-	-	-	-	-
420		Adjust Liability for change in ROW Value	-	-	(141,439)	-	-	-	-	-	-	-
421		Renewal Term (Years)										-
422												
423		**Ending Balance Right-of-Way**	**(346,090)**	**(352,057)**	**(214,187)**	**(217,757)**	**(221,327)**	**(224,897)**	**(228,467)**	**(232,036)**	**(235,606)**	**(239,176)**
424												

NEW MEXICO GAS COMPANY, INC.

Other Rate Base, Transmission Right of Way Estimates
Base Period - 12 Months Ending March 31, 2023
Future Test Year - 12 Months Ending September 30, 2025

	F	G	AF	AG	AH	AI	AJ	AK	AL	AM	AN
2	G/L Accounts	Description	Period Ending 2/29/2024	Period Ending 3/31/2024	Total Linkage Period 1 Ending 3/31/2024	Period Ending 4/30/2024	Period Ending 5/31/2024	Period Ending 6/30/2024	Period Ending 7/31/2024	Period Ending 8/31/2024	Period Ending 9/30/2024
385		**ROW 33:**									
386		Beginning Balance	-	-	-	-	-	-	-	-	-
387		Amortization/Expense			-	-	-	-	-	-	-
388											
389		Renewal Cost	-	-	-	-	-	-	-	-	-
390		Renewal Term (Years)									
391											
392		**Ending Balance**	-	-	-	-	-	-	-	-	-
393											
394		**Total Account 1860200 CWIP**									
395		Beginning Balance	2,835,086	2,959,413	**2,165,601**	3,083,739	3,238,066	3,886,102	3,404,199	30,000	30,000
396		Amortization/Expense	-	-	-	-	-	-	-	-	-
397											
398		Renewal Cost	124,327	124,327	**918,138**	154,327	648,036	(481,903)	(3,374,199)	-	-
399		Renewal Term (Years)									
400											
401		**Ending Balance**	**2,959,413**	**3,083,739**	**3,083,739**	**3,238,066**	**3,886,102**	**3,404,199**	**30,000**	**30,000**	**30,000**
402											
403											
404		**Total Transmission Right-of-Ways; 1860201-1860202 and 1860200 (CWIP)**									
405		Beginning Balance	44,834,551	44,719,978	45,725,227	44,605,406	44,520,834	44,929,972	49,008,865	45,375,272	45,115,877
406		Amortization/Expense	(238,899)	(238,899)	(2,772,959)	(238,899)	(238,899)	(495,923)	(259,395)	(259,394)	(259,394)
407		Unitization to PIS and Misc Write Offs									
408											
409		Renewal Cost	124,327	124,327	1,653,138	154,327	648,036	4,574,817	(3,374,199)	-	-
410		Renewal Term (Years)									
411											
412		**Ending Balance**	**44,719,978**	**44,605,406**	**44,605,406**	**44,520,834**	**44,929,972**	**49,008,865**	**45,375,272**	**45,115,877**	**44,856,483**
413											
414											
415		**Transmission Account 242:**									
416		Beginning Balance	(239,176)	(242,746)	**(340,123)**	(246,316)	(249,885)	(253,455)	0	0	0
417		Amortization/Monthly Cost	3,570	3,570	**47,632**	3,570	3,570	3,570	-	-	-
418											
419		Cost Reversed to PIS	-	-	-	-	-	(257,025)	-	-	-
420		Adjust Liability for change in ROW Value	-	-	**(141,439)**	-	-	-	-	-	-
421		Renewal Term (Years)	-	-		-	-	-	-	-	-
422											
423		**Ending Balance Right-of-Way**	**(242,746)**	**(246,316)**	**(246,316)**	**(249,885)**	**(253,455)**	**0**	**0**	**0**	**0**
424											

NEW MEXICO GAS COMPANY, INC.

Other Rate Base, Transmission Right of Way Estimates
Base Period - 12 Months Ending March 31, 2023
Future Test Year - 12 Months Ending September 30, 2025

	F	G	AO	AP	AQ	AR	AS	AT	AU	AV	AW
2	G/L Accounts	Description	Total Linkage Period 2 Ending 9/30/2024	Period Ending 10/31/2024	Period Ending 11/30/2024	Period Ending 12/31/2024	Period Ending 1/31/2025	Period Ending 2/28/2025	Period Ending 3/31/2025	Period Ending 4/30/2025	Period Ending 5/31/2025
385		**ROW 33:**									
386		Beginning Balance	-	-	-	-	-	-	-	-	30,000
387		Amortization/Expense	-	-	-	-	-	-	-	-	-
388											
389		Renewal Cost	-	-	-	-	-	-	-	30,000	-
390		Renewal Term (Years)									
391											
392		**Ending Balance**	-	-	-	-	-	-	-	**30,000**	**30,000**
393											
394		**Total Account 1860200 CWIP**									
395		Beginning Balance	**2,988,509**	30,000	45,000	60,000	(0)	(0)	(0)	(0)	30,000
396		Amortization/Expense	-	-	-	-	-	-	-	-	-
397											
398		Renewal Cost	**(2,958,509)**	15,000	15,000	(60,000)	-	-	-	30,000	-
399		Renewal Term (Years)									
400											
401		**Ending Balance**	**30,000**	**45,000**	**60,000**	**(0)**	**(0)**	**(0)**	**(0)**	**30,000**	**30,000**
402											
403											
404		**Total Transmission Right-of-Ways; 1860201-1860202 and 1860200 (CWIP)**									
405		Beginning Balance	45,207,273	44,856,483	44,612,089	44,367,695	44,108,301	43,850,770	43,593,240	43,335,709	43,108,179
406		Amortization/Expense	(3,184,001)	(259,394)	(259,394)	(259,394)	(257,531)	(257,530)	(257,530)	(257,530)	(257,530)
407		Unitization to PIS and Misc Write Offs									
408											
409		Renewal Cost	2,833,211	15,000	15,000	-	-	-	-	30,000	-
410		Renewal Term (Years)									
411											
412		**Ending Balance**	**44,856,483**	**44,612,089**	**44,367,695**	**44,108,301**	**43,850,770**	**43,593,240**	**43,335,709**	**43,108,179**	**42,850,649**
413											
414											
415		**Transmission Account 242:**									
416		Beginning Balance	**(224,897)**	0	0	0	0	0	0	0	0
417		Amortization/Monthly Cost	**32,128**	-	-	-	-	-	-	-	-
418											
419		Cost Reversed to PIS	**(257,025)**	-	-	-	-	-	-	-	-
420		Adjust Liability for change in ROW Value	-	-	-	-	-	-	-	-	-
421		Renewal Term (Years)		-	-	-	-	-	-	-	-
422											
423		**Ending Balance Right-of-Way**	**0**	**0**	**0**	**0**	**0**	**0**	**0**	**0**	**0**
424											

NEW MEXICO GAS COMPANY, INC.

Other Rate Base, Transmission Right of Way Estimates
Base Period - 12 Months Ending March 31, 2023
Future Test Year - 12 Months Ending September 30, 2025

	F	G	AX	AY	AZ	BA	BB	BC	BD	BE	BF
2	G/L Accounts	Description	Period Ending 6/30/2025	Period Ending 7/31/2025	Period Ending 8/31/2025	Period Ending 9/30/2025	Total Future Test Year Ending 9/30/2025	Future Test Year 13-Month Average Adjustment	Future Test Period Adjustments	Total Future Test Period Adjustments	Adjusted Future Test Period Ending 9/30/2025
385		**ROW 33:**									
386		Beginning Balance	30,000	30,000	30,000	30,000	-				
387		Amortization/Expense	-	-	-	-	-				
388											
389		Renewal Cost	-	-	-	-	**30,000**				
390		Renewal Term (Years)									
391											
392		**Ending Balance**	**30,000**	**30,000**	**30,000**	**30,000**	**30,000**	**(16,154)**		**(16,154)**	**13,846**
393											
394		**Total Account 1860200 CWIP**									
395		Beginning Balance	30,000	30,000	30,000	30,000	**30,000**				
396		Amortization/Expense	-	-	-	-	-				
397											
398		Renewal Cost	-	-	-	-	-				
399		Renewal Term (Years)									
400											
401		**Ending Balance**	**30,000**	**30,000**	**30,000**	**30,000**	**30,000**	**(5,769)**		**(5,769)**	**24,231**
402											
403											
404		**Total Transmission Right-of-Ways; 1860201-1860202 and 1860200 (CWIP)**									
405		Beginning Balance	42,850,649	42,593,119	42,335,589	42,078,060	**44,856,483**				
406		Amortization/Expense	(257,530)	(257,530)	(257,530)	(257,530)	**(3,095,953)**				
407		Unitization to PIS and Misc Write Offs									
408											
409		Renewal Cost	-	-	-	-	**60,000**				
410		Renewal Term (Years)									
411											
412		**Ending Balance**	**42,593,119**	**42,335,589**	**42,078,060**	**41,820,530**	**41,820,530**	**1,526,425**		**1,526,425**	**43,346,955**
413											
414											
415		**Transmission Account 242:**									
416		Beginning Balance	0	0	0	0	**0**				
417		Amortization/Monthly Cost	-	(0)	-	-	**(0)**	-		-	**(0)**
418											
419		Cost Reversed to PIS	-	-	-	-	-				
420		Adjust Liability for change in ROW Value	-	-	-	-	-				
421		Renewal Term (Years)	-	-	-	-					
422											
423		**Ending Balance Right-of-Way**	**0**	**0**	**0**	**0**	**0**	**(0)**		**(0)**	**0**
424											

Sponsored by NMGC Witness Erik C. Buchanan

630 Schedule H-7.2 Trans ROW

NEW MEXICO GAS COMPANY, INC.

Balance Sheet
Base Period - 12 Months Ending March 31, 2023
Future Test Year - 12 Months Ending September 30, 2025

	A	B	C	D	E	F	G	H
1		Base Period	Base Period	Adjusted	Linkage 1 Ending	Linkage 2 Ending	Future Test Year	Test Period
2	Balance Sheet (1)	Ending 3/31/2023	Adjustments	Base Period	3/31/2024	9/30/2024	Ending 9/30/2025	Adjustments (1)
3								
4	**ASSETS**							
5								
6	Utility Plant at Original Cost	$ 1,507,893,654	$ -	$ 1,507,893,653	$ 1,635,252,525	$ 1,686,926,738	$ 1,843,372,916	$ (65,860,799)
7	Accum. Depreciation and Amortization	$ (645,334,545)	$ -	$ (645,334,545)	$ (686,409,897)	$ (707,699,558)	$ (754,885,835)	$ 23,968,368
8	Non-Refundable CIAC	$ (2,899,097)	$ -	$ (2,899,097)	$ (2,230,075)	$ (1,895,564)	$ (1,226,541)	$ (306,635)
9	**Net Utility Plant**	**$ 859,660,012**	**$ -**	**$ 859,660,011**	**$ 946,612,553**	**$ 977,331,617**	**$ 1,087,260,540**	**$ (42,199,067)**
10								
11	Construction Work in Progress	$ 53,901,314	$ -	$ 53,901,314	$ 53,609,250	$ 85,171,760	$ 146,587,403	$ -
12	Retirement Work in Progress	$ 126,136	$ (126,136)					
13	**Total Net Utility Plant**	**$ 913,687,462**	**$ (126,136)**	**$ 913,561,325**	**$ 1,000,221,803**	**$ 1,062,503,376**	**$ 1,233,847,942**	**$ (42,199,067)**
14								
15	**Current Assets:**							
16	Cash and Cash Equivalents	$ 13,929,206	$ (10,461,068)	$ 3,468,138	$ 1,216,184	$ 1,311,701	$ 1,331,235	$ 12,375
17	Receivables	$ 85,162,607	$ -	$ 85,162,607	$ 92,574,194	$ 39,202,451	$ 40,964,655	$ -
18	Receivables Affiliate	$ 44,618	$ -	$ 44,618	$ (47,203)	$ (47,203)	$ (47,203)	$ -
19	Accumulated Bad Debts	$ (2,962,350)	$ 2,568,603	$ (393,747)	$ (378,923)	$ (378,923)	$ (378,923)	$ -
20	Materials and Supplies	$ 4,845,361	$ (251,726)	$ 4,593,635	$ 4,593,635	$ 4,593,635	$ 4,593,635	$ -
21	Gas in Underground Storage	$ 2,759,490	$ 2,759,367	$ 5,518,857	$ 2,252,668	$ 3,914,068	$ 4,888,044	$ (594,665)
22	Prepaid Expense	$ 6,706,843	$ (2,528,366)	$ 4,178,477	$ 4,178,477	$ 4,178,477	$ 4,178,477	$ -
23	Regulatory Assets	$ 11,372,067		$ 11,372,067	$ 16,468	$ 20,717,035	$ 22,606,162	$ -
24	Rate Case Expenses	$ 1,274,899	$ -	$ 1,274,899	$ 1,293,006	$ 1,311,113	$ 655,556	$ -
25	Other Current Assets	$ 61,247		$ 61,247	$ -	$ 231,531	$ 231,531	$ -
26	**Total Current Assets**	**$ 123,193,988**	**$ (7,913,189)**	**$ 115,280,798**	**$ 105,698,508**	**$ 75,033,886**	**$ 79,023,170**	**$ (582,290)**
27								
28	**Deferred Charges:**							
29	Unamortized Debt Expense	$ 1,050,269	$ -	$ 1,050,269	$ 908,969	$ 870,821	$ 794,524	$ -
30	Regulatory Assets	$ 3,733,321	$ -	$ 3,733,321	$ 5,792,101	$ 5,760,050	$ 4,308,020	$ -
31	Rate Case Expenses	$ 956,175	$ -	$ 956,175	$ 1,119,297	$ 1,311,113	$ 655,556	$ -
32	Accrued Pension and OPEB Assets	$ -	$ -	$ -	$ -	$ -	$ -	$ -
33	Goodwill	$ 408,425,704	$ -	$ 408,425,704	$ 408,425,704	$ 408,425,704	$ 408,425,704	$ -
34	Right of Way Expenses	$ 48,846,826	$ (2,339,283)	$ 46,507,543	$ 44,552,155	$ 47,624,017	$ 44,350,851	$ 1,683,878
35	Miscellaneous Deferred Charges	$ 2,657,194	$ -	$ 2,657,194	$ 9,782,768	$ 9,468,206	$ 8,690,588	
36	Deferred Income Taxes	$ 50,675,075	$ (2,868,681)	$ 47,806,394	$ 32,308,299	$ 31,990,368	$ 31,163,393	$ (245,070)
37	**Total Deferred Charges**	**$ 516,344,564**	**$ (5,207,964)**	**$ 511,136,600**	**$ 502,889,294**	**$ 505,450,278**	**$ 498,388,636**	**$ 1,438,807**
38								
39	**Total Assets**	**$ 1,553,226,014**	**$ (13,247,289)**	**$ 1,539,978,724**	**$ 1,608,809,605**	**$ 1,642,987,540**	**$ 1,811,259,749**	**$ (41,342,550)**
40								
41								
42								
43								
44								
45								
46								

Sponsored by NMGC Witness Erik C. Buchanan

630 Schedule I-1 Balance Sheet

NEW MEXICO GAS COMPANY, INC.

Balance Sheet
Base Period - 12 Months Ending March 31, 2023
Future Test Year - 12 Months Ending September 30, 2025

	A	B	C	D	E	F	G	H
1		Base Period	Base Period	Adjusted	Linkage 1 Ending	Linkage 2 Ending	Future Test Year	Test Period
2	Balance Sheet (1)	Ending 3/31/2023	Adjustments	Base Period	3/31/2024	9/30/2024	Ending 9/30/2025	Adjustments (1)
47		Unadjusted	Base Period	Adjusted	Linkage 1 Data	Linkage 2 data	Future Test Year	Test Period
48	Description	Ending 3/31/2023	Adjustments	Base Period	as of 3/31/2024	as of 9/30/2024	ending 9/30/2025	Adjustments (1)
49								
50	**CAPITALIZATION AND LIABILITIES**							
51								
52	**Capitalization:**							
53	Common Shareholder's Equity	$ 823,129,926		$ 823,129,926	$ 877,296,593	$ 931,463,259	$ 1,010,399,430	$ -
54	Long-Term Debt	$ 465,000,000	$ (80,000,000)	$ 385,000,000	$ 485,000,000	$ 485,000,000	$ 555,000,000	$ -
55	**Total Capitalization**	**$ 1,288,129,926**	**$ (80,000,000)**	**$ 1,208,129,926**	**$ 1,362,296,593**	**$ 1,416,463,259**	**$ 1,565,399,430**	**$ -**
56								
57	**Current Liabilities:**							
58	Short-Term Debt, including term loan	$ -	$ 89,454,376	$ 89,454,376	$ 19,478,179	$ 24,445,217	$ 10,103,626	$ (13,190,863)
59	Accounts Payable	$ 31,318,039		$ 31,318,039	$ 45,443,418	$ 33,142,680	$ 34,396,210	
60	Accounts Payable Affiliate	$ 3,122,223		$ 3,122,223	$ 3,122,223	$ 3,122,223	$ 3,122,223	
61	Customer Deposits and Advances	$ 8,375,782	$ 34,648	$ 8,410,430	$ 8,410,430	$ 8,410,430	$ 8,410,430	$ -
62	Accrued Taxes	$ 25,317,615		$ 25,317,615	$ 6,655,365	$ (8,583,595)	$ (1,725,023)	
63	Accrued Interest	$ 2,491,769		$ 2,491,769	$ 3,788,972	$ 3,768,686	$ 4,668,186	
64	Regulatory Liabilities	$ 9,046,761		$ 9,046,761	$ 5,218,966	$ 3,749,905	$ 3,112,071	
65	Other Current Liabilities	$ 17,554,682		$ 17,554,682	$ 10,514,041	$ 7,587,503	$ 5,434,293	
66	**Total Current Liabilities**	**$ 97,226,871**	**$ 89,489,024**	**$ 186,715,895**	**$ 102,631,593**	**$ 75,643,048**	**$ 67,522,015**	**$ (13,190,863)**
67								
68	**Deferred Credits:**							
69	Injuries and damages	$ 1,400,823	$ 197,573	$ 1,598,396	$ 1,598,396	$ 1,598,396	$ 1,598,396	$ -
70	Regulatory Liabilities - Income Tax	$ 27,800,039	$ (414,472)	$ 27,385,567	$ 27,131,656	$ 26,968,739	$ 26,581,705	$ 185,102
71	Regulatory Liabilities - Other	$ 331,043		$ 331,043	$ 196,351	$ (21,701)	$ (113,387)	
72	Postretirement Benefit Obligation	$ (11,196,984)		$ (11,196,984)	$ (12,927,813)	$ (13,958,185)	$ (14,731,280)	
73	Other Deferred Credits	$ 3,382,572		$ 3,382,572	$ 3,491,164	$ 2,771,427	$ 2,430,792	
74	Deferred Income Taxes	$ 146,151,724	$ (21,772,265)	$ 123,632,309	$ 124,391,665	$ 133,522,556	$ 162,572,079	$ (28,336,789)
75	**Total Deferred Credits**	**$ 167,869,217**	**$ (21,989,165)**	**$ 145,132,903**	**$ 143,881,419**	**$ 150,881,233**	**$ 178,338,305**	**$ (28,151,687)**
76								
77	**Total Capitalization and Liabilities**	**$ 1,553,226,014**	**$ (12,500,141)**	**$ 1,539,978,724**	**$ 1,608,809,605**	**$ 1,642,987,540**	**$ 1,811,259,749**	**$ (41,342,550)**
78								
79	Defd taxes in model (rate case above lower)							
80	**Notes**							
81	(1) Some of these data points are hard-coded and non-fully-functional. Please see 630 Schedule I or send a data request for support.							

Sponsored by NMGC Witness Erik C. Buchanan

630 Schedule I-1 Balance Sheet

NEW MEXICO GAS COMPANY, INC.

Balance Sheet
Base Period - 12 Months Ending March 31, 2023
Future Test Year - 12 Months Ending September 30, 2025

	A	I	J	K	L	M	N
1		Adjusted Future Test Year		Adjusted Base and Test Periods Variance	Test Period to Adjusted Base Period Variance - %		
2	**Balance Sheet (1)**	**Ending 9/30/2025**					**Rule 630 Schedule or Workpaper Ref.**
3							
4	**ASSETS**						
5							
6	Utility Plant at Original Cost	$ 1,777,512,116		$ 269,618,463	18%		630 Schedule B-3 Gross Plant
7	Accum. Depreciation and Amortization	$ (730,917,467)		$ (85,582,923)	13%		630 Schedule C-1.1 Accum
8	Non-Refundable CIAC	$ (1,533,177)		$ 1,365,920	-47%		630 Schedule H-7b
9	**Net Utility Plant**	**$ 1,045,061,472**		**$ 185,401,461**	**22%**		**Sum lines 6 - 8**
10							
11	Construction Work in Progress	$ 146,587,403		$ 92,686,089	172%		
12	Retirement Work in Progress			$ -			
13	**Total Net Utility Plant**	**$ 1,191,648,875**		**$ 278,087,550**	**30%**		**Sum lines 9, 11, 12**
14							
15	**Current Assets:**						
16	Cash and Cash Equivalents	$ 1,343,610		$ (2,124,529)	-61%		630 Schedule E-1 CWC
17	Receivables	$ 40,964,655		$ (44,197,952)	-52%		
18	Receivables Affiliate	$ (47,203)		$ (91,821)	-206%		
19	Accumulated Bad Debts	$ (378,923)		$ 14,824	-4%		
20	Materials and Supplies	$ 4,593,635		$ -	0%		Exhibit ECB 4 - WP Working Capital COS Inputs
21	Gas in Underground Storage	$ 4,293,379		$ (1,225,478)	-22%		Exhibit ECB 4 - WP Working Capital COS Inputs
22	Prepaid Expense	$ 4,178,477		$ -	0%		Exhibit ECB 4 - WP Working Capital COS Inputs
23	Regulatory Assets	$ 22,606,162		$ 11,234,095	99%		
24	Rate Case Expenses	$ 655,556		$ (619,343)	-49%		630 Schedule I-1.1
25	Other Current Assets	$ 231,531		$ 170,284	278%		
26	**Total Current Assets**	**$ 78,440,880**		**$ (36,839,918)**	**-32%**		
27							
28	**Deferred Charges:**						
29	Unamortized Debt Expense	$ 794,524		$ (255,745)	-24%		
30	Regulatory Assets	$ 4,308,020		$ 574,699	15%		
31	Rate Case Expenses	$ 655,556		$ (300,619)	-31%		630 Schedule I-1.1 Rate Case Ex
32	Accrued Pension and OPEB Assets	$ -		$ -			
33	Goodwill	$ 408,425,704		$ 0	0%		
34	Right of Way Expenses	$ 46,034,728		$ (472,815)	-1%		WP Other Rate Base COS Inputs
35	Miscellaneous Deferred Charges	$ 8,690,588		$ 6,033,394	227%		
36	Deferred Income Taxes	$ 30,918,323		$ (16,888,071)	-35%		NMGC Exhibit ECB - 3 -- COS Summary
37	**Total Deferred Charges**	**$ 499,827,444**		**$ (11,309,156)**	**-2%**		
38							
39	**Total Assets**	**$ 1,769,917,199**		**$ 229,938,475**	**15%**		
40							
41							
42							
43							
44							
45							
46							

Sponsored by NMGC Witness Erik C. Buchanan

630 Schedule I-1 Balance Sheet

NEW MEXICO GAS COMPANY, INC.

Balance Sheet
Base Period - 12 Months Ending March 31, 2023
Future Test Year - 12 Months Ending September 30, 2025

	A	I	J	K	L	M	N
1		Adjusted Future Test Year		Adjusted Base and Test Periods Variance	Test Period to Adjusted Base Period Variance - %		
2	Balance Sheet (1)	Ending 9/30/2025					Rule 630 Schedule or Workpaper Ref.
47		Adjusted Future Test Year		Adjusted Base and Test Periods Variance	Test Period to Adjusted Base Period Variance - %		
48	Description	9/30/2025					
49							
50	**CAPITALIZATION AND LIABILITIES**						
51							
52	**Capitalization:**						
53	Common Shareholder's Equity	$ 1,010,399,430		$ 187,269,504	23%		630 Schedule A-5
54	Long-Term Debt	$ 555,000,000		$ 170,000,000	44%		630 Schedule G-1
55	**Total Capitalization**	**$ 1,565,399,430**		**$ 357,269,504**	**30%**		
56							
57	**Current Liabilities:**						
58	Short-Term Debt, including term loan	$ (3,087,237)		$ (92,541,613)	-103%		
59	Accounts Payable	$ 34,396,210		$ 3,078,171	10%		
60	Accounts Payable Affiliate	$ 3,122,223		$ (0)	0%		
61	Customer Deposits and Advances	$ 8,410,430		$ -	0%		630 Schedule I-1.3 Cust Dep
62	Accrued Taxes	$ (1,725,023)		$ (27,042,638)	-107%		
63	Accrued Interest	$ 4,668,186		$ 2,176,417	87%		
64	Regulatory Liabilities	$ 3,112,071		$ (5,934,690)	-66%		
65	Other Current Liabilities	$ 5,434,293		$ (12,120,389)	-69%		
66	**Total Current Liabilities**	**$ 54,331,152**		**$ (132,384,743)**	**-71%**		
67							
68	**Deferred Credits:**						
69	Injuries and damages	$ 1,598,396		$ -	0%		630 Schedule I-1.2
70	Regulatory Liabilities - Income Tax	$ 26,766,807		$ (618,760)	-2%		COS Summary
71	Regulatory Liabilities - Other	$ (113,387)		$ (444,430)	-134%		
72	Postretirement Benefit Obligation	$ (14,731,280)		$ (3,534,296)	32%		
73	Other Deferred Credits	$ 2,430,792		$ (951,780)	-28%		
74	Deferred Income Taxes	$ 134,235,290		$ 10,602,981	9%		COS Summary
75	**Total Deferred Credits**	**$ 150,186,617**		**$ 5,053,715**	**3%**		
76							
77	**Total Capitalization and Liabilities**	**$ 1,769,917,199**		**$ 229,938,475**	**15%**		
78							
79	Defd taxes in model (rate case above lower)						
80	**Notes**						
81	(1) Some of these data points are hard-coded and non-fully-functional. Please see 630 Schedule I or send a data request for support.						

NEW MEXICO GAS COMPANY, INC.

Balance Sheet
Base Period - 12 Months Ending March 31, 2023
Future Test Year - 12 Months Ending September 30, 2025

	A	B	C	D	E	F	G	H	I	J	K	L	M	N
1	**Description**	**Amount/Period**												
2	Amortization Period Beginning 10/1/2024	24	Months											
3	Total 2023 Rate Case Expense Amount	$ 2,303,500												
4														
6	**Rate Case Expense Balance and Amortization**	**Month**	**Base Period Beginning Balance 3/31/2022**	**4/30/2022**	**5/31/2022**	**6/30/2022**	**7/31/2022**	**8/31/2022**	**9/30/2022**	**10/31/2022**	**11/30/2022**	**12/31/2022**	**1/31/2023**	**2/28/2023**
7														
8	**Rate Case 2018**													
9	Schedule for 2018 Rate Case	**(Amortization)**	$ -	$ (14,649)	$ (14,649)	$ (14,649)	$ (14,649)	$ (14,649)	$ (14,649)	$ (14,649)	$ (14,649)	$ (14,649)	$ (7,324)	$ (7,324)
10		**Accrual**	$ -	$ -	$ -	$ -	$ -	$ -	$ -	$ -	$ -	$ -	$ -	$ -
11		**Balance**	$ 307,623	$ 292,974	$ 278,325	$ 263,677	$ 249,028	$ 234,379	$ 219,731	$ 205,082	$ 190,433	$ 175,784	$ 168,460	$ 161,136
12	**Rate Case 2019**													
13	Schedule for 2019 Rate Case	**(Amortization)**	$ -	$ (67,778)	$ (67,778)	$ (67,778)	$ (67,778)	$ (67,778)	$ (67,778)	$ (67,778)	$ (67,778)	$ (67,778)	$ (33,889)	$ (33,889)
14		**Accrual**	$ -	$ -	$ -	$ -	$ -	$ -	$ -	$ -	$ -	$ -	$ -	$ -
15		**Balance**	$ 1,423,342	$ 1,355,564	$ 1,287,786	$ 1,220,008	$ 1,152,229	$ 1,084,451	$ 1,016,673	$ 948,895	$ 881,117	$ 813,338	$ 779,449	$ 745,560
16	**Rate Case 2021**													
17	Schedule for 2021 Rate Case	**(Amortization)**	$ -	$ -	$ -	$ -	$ -	$ -	$ -	$ -	$ -	$ -	$ (65,028)	$ (65,028)
18		**Accrual**	$ -	$ -	$ -	$ -	$ -	$ -	$ -	$ -	$ -	$ -	$ -	$ -
19		**Balance**	$ -	$ -	$ -	$ -	$ -	$ -	$ -	$ -	$ -	$ 1,560,675	$ 1,495,647	$ 1,430,619
20	**Rate Case 2023**													
21	Schedule for 2023 Rate Case	**(Amortization)**	$ -	$ -	$ -	$ -	$ -	$ -	$ -	$ -	$ -	$ -	$ -	$ -
22		**Accrual**	$ -	$ -	$ -	$ -	$ -	$ -	$ -	$ -	$ -	$ -	$ -	$ -
23		**Balance**	$ -	$ -	$ -	$ -	$ -	$ -	$ -	$ -	$ -	$ -	$ -	$ -
24														
25	**Total**	**(Amortization)**	**$ -**	**$ (82,427)**	**$ (82,427)**	**$ (82,427)**	**$ (82,427)**	**$ (82,427)**	**$ (82,427)**	**$ (82,427)**	**$ (82,427)**	**$ (82,427)**	**$ (106,242)**	**$ (106,242)**
26		**Accrual**	**$ -**	**$ -**	**$ -**	**$ -**	**$ -**	**$ -**	**$ -**	**$ -**	**$ -**	**$ -**	**$ -**	**$ -**
27		**Balance**	**$ 1,730,965**	**$ 1,648,538**	**$ 1,566,111**	**$ 1,483,684**	**$ 1,401,257**	**$ 1,318,831**	**$ 1,236,404**	**$ 1,153,977**	**$ 1,071,550**	**$ 2,549,798**	**$ 2,443,557**	**$ 2,337,315**
28														
29	**Notes:**													
30	(1) Some of these data points are hard-coded and non-fully-functional. Please see 630 Schedule I or send a data request for support.													

NEW MEXICO GAS COMPANY, INC.

Balance Sheet
Base Period - 12 Months Ending March 31, 2023
Future Test Year - 12 Months Ending September 30, 2025

	A	B	O	P	Q	R	S	T	U	V	W	X	Y	Z
1	**Description**	**Amount/Period**												
2	Amortization Period Beginning 10/1/2024	24												
3	Total 2023 Rate Case Expense Amount	$ 2,303,500												
4														
6	**Rate Case Expense Balance and Amortization**	**Month**	**Base Period Ending 3/31/2023**	**4/30/2023**	**5/31/2023**	**6/30/2023**	**7/31/2023**	**8/31/2023**	**9/30/2023**	**10/31/2023**	**11/30/2023**	**12/31/2023**	**1/31/2024**	**2/29/2024**
7														
8	**Rate Case 2018**													
9	Schedule for 2018 Rate Case	**(Amortization)**	$ (7,324)	$ (7,324)	$ (7,324)	$ (7,324)	$ (7,324)	$ (7,324)	$ (7,324)	$ (7,324)	$ (7,324)	$ (7,324)	$ (7,324)	$ (7,324)
10		**Accrual**	$ -	$ -	$ -	$ -	$ -	$ -	$ -	$ -	$ -	$ -	$ -	$ -
11		**Balance**	$ 153,811	$ 146,487	$ 139,163	$ 131,838	$ 124,514	$ 117,190	$ 109,865	$ 102,541	$ 95,217	$ 87,892	$ 80,568	$ 73,244
12	**Rate Case 2019**													
13	Schedule for 2019 Rate Case	**(Amortization)**	$ (33,889)	$ (33,889)	$ (33,889)	$ (33,889)	$ (33,889)	$ (33,889)	$ (33,889)	$ (33,889)	$ (33,889)	$ (33,889)	$ (33,889)	$ (33,889)
14		**Accrual**	$ -	$ -	$ -	$ -	$ -	$ -	$ -	$ -	$ -	$ -	$ -	$ -
15		**Balance**	$ 711,671	$ 677,782	$ 643,893	$ 610,004	$ 576,115	$ 542,226	$ 508,337	$ 474,447	$ 440,558	$ 406,669	$ 372,780	$ 338,891
16	**Rate Case 2021**													
17	Schedule for 2021 Rate Case	**(Amortization)**	$ (65,028)	$ (65,028)	$ (65,028)	$ (65,028)	$ (65,028)	$ (65,028)	$ (65,028)	$ (65,028)	$ (65,028)	$ (65,028)	$ (65,028)	$ (65,028)
18		**Accrual**	$ -	$ -	$ -	$ -	$ -	$ -	$ -	$ -	$ -	$ -	$ -	$ -
19		**Balance**	$ 1,365,591	$ 1,300,563	$ 1,235,535	$ 1,170,507	$ 1,105,478	$ 1,040,450	$ 975,422	$ 910,394	$ 845,366	$ 780,338	$ 715,310	$ 650,281
20	**Rate Case 2023**													
21	Schedule for 2023 Rate Case	**(Amortization)**	$ -	$ -	$ -	$ -	$ -	$ -	$ -	$ -	$ -	$ -	$ -	$ -
22		**Accrual**	$ -	$ 4,217	$ 39,625	$ 141,229	$ 141,229	$ 141,229	$ 141,229	$ 141,229	$ 141,229	$ 141,229	$ 141,229	$ 141,229
23		**Balance**	$ -	$ 4,217	$ 43,842	$ 185,071	$ 326,299	$ 467,528	$ 608,757	$ 749,985	$ 891,214	$ 1,032,442	$ 1,173,671	$ 1,314,900
24														
25	**Total**	**(Amortization)**	**$ (106,242)**	**$ (106,242)**	**$ (106,242)**	**$ (106,242)**	**$ (106,242)**	**$ (106,242)**	**$ (106,242)**	**$ (106,242)**	**$ (106,242)**	**$ (106,242)**	**$ (106,242)**	**$ (106,242)**
26		**Accrual**	**$ -**	**$ 4,217**	**$ 39,625**	**$ 141,229**	**$ 141,229**	**$ 141,229**	**$ 141,229**	**$ 141,229**	**$ 141,229**	**$ 141,229**	**$ 141,229**	**$ 141,229**
27		**Balance**	**$ 2,231,074**	**$ 2,129,049**	**$ 2,062,432**	**$ 2,097,420**	**$ 2,132,407**	**$ 2,167,394**	**$ 2,202,381**	**$ 2,237,368**	**$ 2,272,355**	**$ 2,307,342**	**$ 2,342,329**	**$ 2,377,316**
28														
29	**Notes:**													
30	(1) Some of these data points are hard-coded and non-fully-functional. Please see 630 Schedule I or send a data request for support.													

NEW MEXICO GAS COMPANY, INC.

Balance Sheet
Base Period - 12 Months Ending March 31, 2023
Future Test Year - 12 Months Ending September 30, 2025

	A	B	AA	AB	AC	AD	AE	AF	AG	AH	AI	AJ	AK
1	**Description**	**Amount/Period**											
2	Amortization Period Beginning 10/1/2024	24											
3	Total 2023 Rate Case Expense Amount	$ 2,303,500											
4													
6	**Rate Case Expense Balance and Amortization**	**Month**	**Linkage Period Ending 1 3/31/2024**	**4/30/2024**	**5/31/2024**	**6/30/2024**	**7/31/2024**	**8/31/2024**	**Linkage Period 2 Ending 9/30/2024**	**10/31/2024**	**11/30/2024**	**12/31/2024**	**1/31/2025**
7													
8	**Rate Case 2018**												
9	Schedule for 2018 Rate Case	**(Amortization)**	$ (7,324)	$ (7,324)	$ (7,324)	$ (7,324)	$ (7,324)	$ (7,324)	$ (7,324)	$ (916)	$ (916)	$ (916)	$ (916)
10		**Accrual**	$ -	$ -	$ -	$ -	$ -	$ -	$ -	$ -	$ -	$ -	$ -
11		**Balance**	$ 65,919	$ 58,595	$ 51,271	$ 43,946	$ 36,622	$ 29,298	$ 21,973	$ 21,058	$ 20,142	$ 19,227	$ 18,311
12	**Rate Case 2019**												
13	Schedule for 2019 Rate Case	**(Amortization)**	$ (33,889)	$ (33,889)	$ (33,889)	$ (33,889)	$ (33,889)	$ (33,889)	$ (33,889)	$ (4,236)	$ (4,236)	$ (4,236)	$ (4,236)
14		**Accrual**	$ -	$ -	$ -	$ -	$ -	$ -	$ -	$ -	$ -	$ -	$ -
15		**Balance**	$ 305,002	$ 271,113	$ 237,224	$ 203,335	$ 169,446	$ 135,557	$ 101,668	$ 97,431	$ 93,195	$ 88,959	$ 84,723
16	**Rate Case 2021**												
17	Schedule for 2021 Rate Case	**(Amortization)**	$ (65,028)	$ (65,028)	$ (65,028)	$ (65,028)	$ (65,028)	$ (65,028)	$ (65,028)	$ (8,129)	$ (8,129)	$ (8,129)	$ (8,129)
18		**Accrual**	$ -	$ -	$ -	$ -	$ -	$ -	$ -	$ -	$ -	$ -	$ -
19		**Balance**	$ 585,253	$ 520,225	$ 455,197	$ 390,169	$ 325,141	$ 260,113	$ 195,085	$ 186,956	$ 178,827	$ 170,699	$ 162,570
20	**Rate Case 2023**												
21	Schedule for 2023 Rate Case	**(Amortization)**	$ -	$ -	$ -	$ -	$ -	$ -	$ -	$ (95,979)	$ (95,979)	$ (95,979)	$ (95,979)
22		**Accrual**	$ 141,229	$ 141,229	$ 141,229	$ 141,229	$ 141,229	$ 141,229	$ 141,229	$ -	$ -	$ -	$ -
23		**Balance**	$ 1,456,128	$ 1,597,357	$ 1,738,586	$ 1,879,814	$ 2,021,043	$ 2,162,271	$ 2,303,500	$ 2,207,521	$ 2,111,542	$ 2,015,563	$ 1,919,583
24													
25	**Total**	**(Amortization)**	**$ (106,242)**	**$ (106,242)**	**$ (106,242)**	**$ (106,242)**	**$ (106,242)**	**$ (106,242)**	**$ (106,242)**	**$ (109,259)**	**$ (109,259)**	**$ (109,259)**	**$ (109,259)**
26		**Accrual**	**$ 141,229**	**$ 141,229**	**$ 141,229**	**$ 141,229**	**$ 141,229**	**$ 141,229**	**$ 141,229**	**$ -**	**$ -**	**$ -**	**$ -**
27		**Balance**	**$ 2,412,303**	**$ 2,447,290**	**$ 2,482,277**	**$ 2,517,264**	**$ 2,552,251**	**$ 2,587,238**	**$ 2,622,225**	**$ 2,512,966**	**$ 2,403,707**	**$ 2,294,447**	**$ 2,185,188**
28													
29	**Notes:**												
30	(1) Some of these data points are hard-coded and non-fully-functional. Please see 630 Schedule I or send a data request for support.												

NEW MEXICO GAS COMPANY, INC.

Balance Sheet
Base Period - 12 Months Ending March 31, 2023
Future Test Year - 12 Months Ending September 30, 2025

	A	B	AL	AM	AN	AO	AP	AQ	AR	AS	AT	AU
1	**Description**	**Amount/Period**										
2	Amortization Period Beginning 10/1/2024	24										
3	Total 2023 Rate Case Expense Amount	$ 2,303,500										
4												
6	**Rate Case Expense Balance and Amortization**	**Month**	**2/28/2025**	**3/31/2025**	**4/30/2025**	**5/31/2025**	**6/30/2025**	**7/31/2025**	**8/31/2025**	**Future Test Year Ending 9/30/2025**	**Future Test Year Adjustments**	**Future Test Year Ending 9/30/2025**
7												
8	**Rate Case 2018**											
9	Schedule for 2018 Rate Case	**(Amortization)**	$ (916)	$ (916)	$ (916)	$ (916)	$ (916)	$ (916)	$ (916)	$ (916)		
10		**Accrual**	$ -	$ -	$ -	$ -	$ -	$ -	$ -	$ -		
11		**Balance**	$ 17,396	$ 16,480	$ 15,565	$ 14,649	$ 13,733	$ 12,818	$ 11,902	$ 10,987	$ 5,493	$ 16,480
12	**Rate Case 2019**											
13	Schedule for 2019 Rate Case	**(Amortization)**	$ (4,236)	$ (4,236)	$ (4,236)	$ (4,236)	$ (4,236)	$ (4,236)	$ (4,236)	$ (4,236)		
14		**Accrual**	$ -	$ -	$ -	$ -	$ -	$ -	$ -	$ -		
15		**Balance**	$ 80,487	$ 76,251	$ 72,014	$ 67,778	$ 63,542	$ 59,306	$ 55,070	$ 50,834	$ 25,417	$ 76,251
16	**Rate Case 2021**											
17	Schedule for 2021 Rate Case	**(Amortization)**	$ (8,129)	$ (8,129)	$ (8,129)	$ (8,129)	$ (8,129)	$ (8,129)	$ (8,129)	$ (8,129)		
18		**Accrual**	$ -	$ -	$ -	$ -	$ -	$ -	$ -	$ -		
19		**Balance**	$ 154,442	$ 146,313	$ 138,185	$ 130,056	$ 121,928	$ 113,799	$ 105,671	$ 97,542	$ 48,771	$ 146,313
20	**Rate Case 2023**											
21	Schedule for 2023 Rate Case	**(Amortization)**	$ (95,979)	$ (95,979)	$ (95,979)	$ (95,979)	$ (95,979)	$ (95,979)	$ (95,979)	$ (95,979)		
22		**Accrual**	$ -	$ -	$ -	$ -	$ -	$ -	$ -	$ -		
23		**Balance**	$ 1,823,604	$ 1,727,625	$ 1,631,646	$ 1,535,667	$ 1,439,688	$ 1,343,708	$ 1,247,729	$ 1,151,750	$ 575,875	$ 1,727,625
24												
25	**Total**	**(Amortization)**	**$ (109,259)**	**$ (109,259)**	**$ (109,259)**	**$ (109,259)**	**$ (109,259)**	**$ (109,259)**	**$ (109,259)**	**$ (109,259)**		
26		**Accrual**	**$ -**	**$ -**	**$ -**	**$ -**	**$ -**	**$ -**	**$ -**	**$ -**		
27		**Balance**	**$ 2,075,929**	**$ 1,966,669**	**$ 1,857,410**	**$ 1,748,150**	**$ 1,638,891**	**$ 1,529,632**	**$ 1,420,372**	**$ 1,311,113**	**$ 655,556**	**$ 1,966,669**
28												
29	**Notes:**											
30	(1) Some of these data points are hard-coded and non-fully-functional. Please see 630 Schedule I or send a data request for support.											

NEW MEXICO GAS COMPANY, INC.

Injuries and Damages
Base Period - 12 Months Ending March 31, 2023
Future Test Year - 12 Months Ending September 30, 2025

	A	B	C	D	E	F	G	H	I	J
1	Month (1)	Base Period Monthly Ending Balance	Monthly Activity	Base Period Adjustments	Adjusted Base Period	Linkage 1 Ending 3/31/2024	Linkage 2 Ending 9/30/2024	Future Test Year Ending 9/30/2025	Future Test Year Adjustments (2)	Adjusted Future Test Year Ending 9/30/2025
2										
3	Mar 22	$ 1,639,660								
4	Apr 22	$ 1,639,660	$ -	$ (41,264)	$ 1,598,396	$ 1,598,396	$ 1,598,396	$ 1,598,396	$ -	$ 1,598,396
5	May 22	$ 1,639,660	$ -	$ (41,264)	$ 1,598,396	$ 1,598,396	$ 1,598,396	$ 1,598,396	$ -	$ 1,598,396
6	Jun 22	$ 1,639,660	$ -	$ (41,264)	$ 1,598,396	$ 1,598,396	$ 1,598,396	$ 1,598,396	$ -	$ 1,598,396
7	Jul 22	$ 1,717,793	$ 78,133	$ (119,397)	$ 1,598,396	$ 1,598,396	$ 1,598,396	$ 1,598,396	$ -	$ 1,598,396
8	Aug 22	$ 1,717,793	$ -	$ (119,397)	$ 1,598,396	$ 1,598,396	$ 1,598,396	$ 1,598,396	$ -	$ 1,598,396
9	Sep 22	$ 1,757,266	$ 39,473	$ (158,870)	$ 1,598,396	$ 1,598,396	$ 1,598,396	$ 1,598,396	$ -	$ 1,598,396
10	Oct 22	$ 1,757,266	$ -	$ (158,870)	$ 1,598,396	$ 1,598,396	$ 1,598,396	$ 1,598,396	$ -	$ 1,598,396
11	Nov 22	$ 1,757,266	$ -	$ (158,870)	$ 1,598,396	$ 1,598,396	$ 1,598,396	$ 1,598,396	$ -	$ 1,598,396
12	Dec 22	$ 1,370,765	$ (386,501)	$ 227,631	$ 1,598,396	$ 1,598,396	$ 1,598,396	$ 1,598,396	$ -	$ 1,598,396
13	Jan 23	$ 1,370,765	$ -	$ 227,631	$ 1,598,396	$ 1,598,396	$ 1,598,396	$ 1,598,396	$ -	$ 1,598,396
14	Feb 23	$ 1,370,765	$ -	$ 227,631	$ 1,598,396	$ 1,598,396	$ 1,598,396	$ 1,598,396	$ -	$ 1,598,396
15	Mar 23	$ 1,400,823	$ 30,058	$ 197,573	$ 1,598,396	$ 1,598,396	$ 1,598,396	$ 1,598,396	$ -	$ 1,598,396
16										
17	13-Month Average	$ 1,598,396								
18										
19	**Notes:**									
20	(1) These numbers are hard coded. Submit a data request for supporting documentation									
21	(2) No adjustments have been included in this column since the values for the Future Test Year are presented on a 13-month average basis.									

NEW MEXICO GAS COMPANY, INC.

Customer Deposits
Base Period - 12 Months Ending March 31, 2023
Future Test Year - 12 Months Ending September 30, 2025

	A	B	C	D	E	F	G	H	I	J
1	**Month (1)**	**Base Period Monthly Ending Balance**	**Monthly Activity**	**Base Period Adjustments**	**Adjusted Base Period**	**Linkage 1 Ending 3/31/2024**	**Linkage 2 Ending 9/30/2024**	**Future Test Year Ending 9/30/2025**	**Future Test Year Adjustments (2)**	**Adjusted Future Test Year Ending 9/30/2025**
2										
3	Mar 22	$ 6,491,086								
4	Apr 22	$ 7,075,052	$ 583,966	$ 1,335,378	$ 8,410,430	$ 8,410,430	$ 8,410,430	$ 8,410,430	$ -	$ 8,410,430
5	May 22	$ 7,523,216	$ 448,164	$ 887,214	$ 8,410,430	$ 8,410,430	$ 8,410,430	$ 8,410,430	$ -	$ 8,410,430
6	Jun 22	$ 7,655,622	$ 132,406	$ 754,808	$ 8,410,430	$ 8,410,430	$ 8,410,430	$ 8,410,430	$ -	$ 8,410,430
7	Jul 22	$ 8,656,809	$ 1,001,187	$ (246,379)	$ 8,410,430	$ 8,410,430	$ 8,410,430	$ 8,410,430	$ -	$ 8,410,430
8	Aug 22	$ 8,668,177	$ 11,368	$ (257,747)	$ 8,410,430	$ 8,410,430	$ 8,410,430	$ 8,410,430	$ -	$ 8,410,430
9	Sep 22	$ 9,904,483	$ 1,236,306	$ (1,494,053)	$ 8,410,430	$ 8,410,430	$ 8,410,430	$ 8,410,430	$ -	$ 8,410,430
10	Oct 22	$ 10,578,374	$ 673,891	$ (2,167,944)	$ 8,410,430	$ 8,410,430	$ 8,410,430	$ 8,410,430	$ -	$ 8,410,430
11	Nov 22	$ 10,470,114	$ (108,260)	$ (2,059,684)	$ 8,410,430	$ 8,410,430	$ 8,410,430	$ 8,410,430	$ -	$ 8,410,430
12	Dec 22	$ 8,559,084	$ (1,911,030)	$ (148,654)	$ 8,410,430	$ 8,410,430	$ 8,410,430	$ 8,410,430	$ -	$ 8,410,430
13	Jan 23	$ 7,838,278	$ (720,806)	$ 572,152	$ 8,410,430	$ 8,410,430	$ 8,410,430	$ 8,410,430	$ -	$ 8,410,430
14	Feb 23	$ 7,539,511	$ (298,767)	$ 870,919	$ 8,410,430	$ 8,410,430	$ 8,410,430	$ 8,410,430	$ -	$ 8,410,430
15	Mar 23	$ 8,375,782	$ 836,271	$ 34,648	$ 8,410,430	$ 8,410,430	$ 8,410,430	$ 8,410,430	$ -	$ 8,410,430
16										
17	**13-Month Average**	**$ 8,410,430**								
18										
19	**Notes:**									
20	(1) These numbers are hard coded. Submit a data request for supporting documentation									
21	(2) No adjustments have been included in this column since the values for the Future Test Year are presented on a 13-month average basis.									

Sponsored by NMGC Witness Erik C. Buchanan

NEW MEXICO GAS COMPANY, INC.

ARO Accretion
Base Period - 12 Months Ending March 31, 2023
Future Test Year - 12 Months Ending September 30, 2025

	B	C	D	E	F	G	H	I	J	K	L	M	N
2	**Asset Retirement Obligation Description (ARO) (1)**	**Base Period Beginning Balance 3/31/2022**	**4/30/2022**	**5/31/2022**	**6/30/2022**	**7/31/2022**	**8/31/2022**	**9/30/2022**	**10/31/2022**	**11/30/2022**	**12/31/2022**	**1/31/2023**	**2/28/2023**
3	Accretion Expense		$ (3,993)	$ (4,020)	$ (4,048)	$ (4,075)	$ (4,103)	$ (4,131)	$ (4,159)	$ (4,187)	$ (4,216)	$ (4,245)	$ (4,274)
4	Settlements		$ -	$ -	$ -	$ -	$ -	$ -	$ -	$ -	$ -	$ -	$ -
5	**Balance**	**$ (585,338)**	**$ (589,331)**	**$ (593,351)**	**$ (597,398)**	**$ (601,473)**	**$ (605,576)**	**$ (609,707)**	**$ (613,867)**	**$ (618,054)**	**$ (622,270)**	**$ (626,515)**	**$ (630,789)**
6													
7	**Notes**												
8	(1) Some of these data points are hard-coded and non-fully-functional. Please see 630 Schedule I or send a data request for support.												

Sponsored by NMGC Witness Erik C. Buchanan

NEW MEXICO GAS COMPANY, INC.

ARO Accretion
Base Period - 12 Months Ending March 31, 2023
Future Test Year - 12 Months Ending September 30, 2025

	B	O	P	Q	R	S	T	U	V	W	X	Y	Z
2	**Asset Retirement Obligation Description (ARO) (1)**	**Base Period Ending 3/31/2023**	**4/30/2023**	**5/31/2023**	**6/30/2023**	**7/31/2023**	**8/31/2023**	**9/30/2023**	**10/31/2023**	**11/30/2023**	**12/31/2023**	**1/31/2024**	**2/29/2024**
3	Accretion Expense	$ (4,303)	$ (4,156)	$ (4,185)	$ (4,213)	$ (4,242)	$ (4,271)	$ (4,300)	$ (4,329)	$ (4,359)	$ (4,389)	$ (4,419)	$ (4,449)
4	Settlements	$ 25,737	$ -	$ -	$ -	$ -	$ -	$ -	$ -	$ -	$ -	$ -	$ -
5	**Balance**	**$ (609,355)**	**$ (613,511)**	**$ (617,695)**	**$ (621,909)**	**$ (626,150)**	**$ (630,421)**	**$ (634,721)**	**$ (639,051)**	**$ (643,409)**	**$ (647,798)**	**$ (652,216)**	**$ (656,665)**
6													
7	**Notes**												
8	(1) Some of these data points are hard-coded and non-fully-functional. Please see 630 Schedule I or send a data request for support.												

Sponsored by NMGC Witness Erik C. Buchanan

NEW MEXICO GAS COMPANY, INC.

ARO Accretion
Base Period - 12 Months Ending March 31, 2023
Future Test Year - 12 Months Ending September 30, 2025

	B	AA	AB	AC	AD	AE	AF	AG	AH	AI	AJ	AK	AL
2	**Asset Retirement Obligation Description (ARO) (1)**	**Linkage Period Ending 1 3/31/2024**	**4/30/2024**	**5/31/2024**	**6/30/2024**	**7/31/2024**	**8/31/2024**	**Linkage Period 2 Ending 9/30/2024**	**10/31/2024**	**11/30/2024**	**12/31/2024**	**1/31/2025**	**2/28/2025**
3	Accretion Expense	$ (4,479)	$ (4,510)	$ (4,540)	$ (4,571)	$ (4,602)	$ (4,634)	$ (4,665)	$ (4,697)	$ (4,729)	$ (4,762)	$ (4,794)	$ (4,827)
4	Settlements	$ -	$ -	$ -	$ -	$ -	$ -	$ -	$ -	$ -	$ -	$ -	$ -
5	**Balance**	**$ (661,144)**	**$ (665,654)**	**$ (670,194)**	**$ (674,765)**	**$ (679,368)**	**$ (684,002)**	**$ (688,667)**	**$ (693,364)**	**$ (698,094)**	**$ (702,855)**	**$ (707,649)**	**$ (712,476)**
6													
7	**Notes**												
8	(1) Some of these data points are hard-coded and non-fully-functional. Please see 630 Schedule I or send a data request for support.												

NEW MEXICO GAS COMPANY, INC.

ARO Accretion
Base Period - 12 Months Ending March 31, 2023
Future Test Year - 12 Months Ending September 30, 2025

	B	AM	AN	AO	AP	AQ	AR	AS	AT	AU
2	**Asset Retirement Obligation Description (ARO) (1)**	**3/31/2025**	**4/30/2025**	**5/31/2025**	**6/30/2025**	**7/31/2025**	**8/31/2025**	**Future Test Year Ending 9/30/2025**	**Future Test Year Adjustments**	**Adjusted Future Test Year Ending 9/30/2025**
3	Accretion Expense	$ (4,860)	$ (4,893)	$ (4,926)	$ (4,960)	$ (4,972)	$ (5,006)	$ (5,040)		
4	Settlements	$ -	$ -	$ -	$ -	$ -	$ -	$ -		
5	**Balance**	**$ (717,336)**	**$ (722,229)**	**$ (727,155)**	**$ (732,115)**	**$ (737,086)**	**$ (742,092)**	**$ (747,132)**	**$ 29,574**	**$ (717,558)**
6										
7	**Notes**									
8	(1) Some of these data points are hard-coded and non-fully-functional. Please see 630 Schedule I or send a data request for support.									

NEW MEXICO GAS COMPANY, INC.

IMP Regulatory Asset
Base Period - 12 Months Ending March 31, 2023
Future Test Year - 12 Months Ending September 30, 2025

	B	C	D	E	F	G	H	I	J	K	L	M
4	**IMP Regulatory Asset (1)**	**Base Period Beginning Balance 3/31/2022**	**4/30/2022**	**5/31/2022**	**6/30/2022**	**7/31/2022**	**8/31/2022**	**9/30/2022**	**10/31/2022**	**11/30/2022**	**12/31/2022**	**1/31/2023**
5	Additions	$ -	$ -	$ -	$ 6,747	$ 10,367	$ 10,963	$ 18,011	$ 24,379	$ 25,376	$ 32,362	$ -
6	(Amortization)	$ -	$ -	$ -	$ -	$ -	$ -	$ -	$ -	$ -	$ -	$ (5,342)
7	**Balance**	**$ -**	**$ -**	**$ -**	**$ 6,747**	**$ 17,113**	**$ 28,076**	**$ 46,088**	**$ 70,467**	**$ 95,843**	**$ 128,205**	**$ 122,863**
8												
9	**Notes**											
10	(1) Some of these data points are hard-coded and non-fully-functional. Please see 630 Schedule I or send a data request for support.											
11												

Sponsored by NMGC Witness Erik C. Buchanan

NEW MEXICO GAS COMPANY, INC.

IMP Regulatory Asset
Base Period - 12 Months Ending March 31, 2023
Future Test Year - 12 Months Ending September 30, 2025

	B	N	O	P	Q	R	S	T	U	V	W	X
4	**IMP Regulatory Asset (1)**	**2/28/2023**	**Base Period Ending 3/31/2023**	**4/30/2023**	**5/31/2023**	**6/30/2023**	**7/31/2023**	**8/31/2023**	**9/30/2023**	**10/31/2023**	**11/30/2023**	**12/31/2023**
5	Additions	$ -	$ -	$ -	$ -	$ -	$ -	$ -	$ -	$ -	$ -	$ -
6	(Amortization)	$ (5,342)	$ (5,342)	$ (5,342)	$ (5,342)	$ (5,342)	$ (5,342)	$ (5,342)	$ (5,342)	$ (5,342)	$ (5,342)	$ (5,342)
7	**Balance**	**$ 117,521**	**$ 112,179**	**$ 106,837**	**$ 101,496**	**$ 96,154**	**$ 90,812**	**$ 85,470**	**$ 80,128**	**$ 74,786**	**$ 69,444**	**$ 64,102**
8												
9	**Notes**											
10	(1) Some of these data points are hard-coded and non-fully-functional. Please see 630 Schedule I or send a data request for support.											
11												

Sponsored by NMGC Witness Erik C. Buchanan

NEW MEXICO GAS COMPANY, INC.

IMP Regulatory Asset
Base Period - 12 Months Ending March 31, 2023
Future Test Year - 12 Months Ending September 30, 2025

	B	Y	Z	AA	AB	AC	AD	AE	AF	AG	AH	AI
4	**IMP Regulatory Asset (1)**	**1/31/2024**	**2/29/2024**	**Linkage Period Ending 1 3/31/2024**	**4/30/2024**	**5/31/2024**	**6/30/2024**	**7/31/2024**	**8/31/2024**	**Linkage Period 2 Ending 9/30/2024**	**10/31/2024**	**11/30/2024**
5	Additions	$ -	$ -	$ -	$ -	$ -	$ -	$ -	$ -	$ -	$ -	$ -
6	(Amortization)	$ (5,342)	$ (5,342)	$ (5,342)	$ (5,342)	$ (5,342)	$ (5,342)	$ (5,342)	$ (5,342)	$ (5,342)	$ (668)	$ (668)
7	**Balance**	**$ 58,761**	**$ 53,419**	**$ 48,077**	**$ 42,735**	**$ 37,393**	**$ 32,051**	**$ 26,709**	**$ 21,367**	**$ 16,026**	**$ 15,358**	**$ 14,690**
8												
9	**Notes**											
10	(1) Some of these data points are hard-coded and non-fully-functional. Please see 630 Schedule I or send a data request for support.											
11												

Sponsored by NMGC Witness Erik C. Buchanan

630 Schedule I-1.5 IMP

NEW MEXICO GAS COMPANY, INC.

IMP Regulatory Asset
Base Period - 12 Months Ending March 31, 2023
Future Test Year - 12 Months Ending September 30, 2025

	B	AJ	AK	AL	AM	AN	AO	AP	AQ	AR	AS	AT	AU
4	**IMP Regulatory Asset (1)**	**12/31/2024**	**1/31/2025**	**2/28/2025**	**3/31/2025**	**4/30/2025**	**5/31/2025**	**6/30/2025**	**7/31/2025**	**8/31/2025**	**Future Test Year Ending 9/30/2025**	**Future Test Year Adjustments**	**Adjusted Future Test Year Ending 9/30/2025**
5	Additions	$ -	$ -	$ -	$ -	$ -	$ -	$ -	$ -	$ -	$ -		
6	(Amortization)	$ (668)	$ (668)	$ (668)	$ (668)	$ (668)	$ (668)	$ (668)	$ (668)	$ (668)	$ (668)		
7	**Balance**	**$ 14,022**	**$ 13,355**	**$ 12,687**	**$ 12,019**	**$ 11,351**	**$ 10,684**	**$ 10,016**	**$ 9,348**	**$ 8,680**	**$ 8,013**	**$ 4,006**	**$ 12,019**
8													
9	**Notes**												
10	(1) Some of these data points are hard-coded and non-fully-functional. Please see 630 Schedule I or send a data request for support.												
11													

Sponsored by NMGC Witness Erik C. Buchanan

NEW MEXICO GAS COMPANY, INC.

COVID Regulatory Asset
Base Period - 12 Months Ending March 31, 2023
Future Test Year - 12 Months Ending September 30, 2025

	B	C	D	E	F	G	H	I	J	K
4	**COVID Regulatory Asset (1)**	**Base Period Beginning Balance 3/31/2022**	**4/30/2022**	**5/31/2022**	**6/30/2022**	**7/31/2022**	**8/31/2022**	**9/30/2022**	**10/31/2022**	**11/30/2022**
5	Additions (Subtractions)		$ -	$ -	$ -	$ -	$ 2,572,519	$ 1,359,839	$ -	$ -
6	(Amortization)		$ -	$ -	$ -	$ -	$ -	$ -	$ -	$ -
7	**Balance**	**$ -**	**$ -**	**$ -**	**$ -**	**$ -**	**$ 2,572,519**	**$ 3,932,358**	**$ 3,932,358**	**$ 3,932,358**
8										
9	**Notes:**									
10	(1) Some of these data points are hard-coded and non-fully-functional. Please see 630 Schedule I or send a data request for support.									
11										

NEW MEXICO GAS COMPANY, INC.

COVID Regulatory Asset
Base Period - 12 Months Ending March 31, 2023
Future Test Year - 12 Months Ending September 30, 2025

	B	L	M	N	O	P	Q	R	S	T
4	**COVID Regulatory Asset (1)**	**12/31/2022**	**1/31/2023**	**2/28/2023**	**Base Period Ending 3/31/2023**	**4/30/2023**	**5/31/2023**	**6/30/2023**	**7/31/2023**	**8/31/2023**
5	Additions (Subtractions)	$ (856,736)	$ (567,619)	$ -	$ -	$ -	$ -	$ 3,236,021	$ -	$ -
6	(Amortization)	$ -	$ -	$ -	$ -	$ -	$ -	$ -	$ -	$ -
7	**Balance**	**$ 3,075,621**	**$ 2,508,003**	**$ 2,508,003**	**$ 2,508,003**	**$ 2,508,003**	**$ 2,508,003**	**$ 5,744,024**	**$ 5,744,024**	**$ 5,744,024**
8										
9	**Notes:**									
10	(1) Some of these data points are hard-coded and non-fully-functional. Please see 630 Schedule I or send a data request for support.									
11										

Sponsored by NMGC Witness Erik C. Buchanan

NEW MEXICO GAS COMPANY, INC.

COVID Regulatory Asset
Base Period - 12 Months Ending March 31, 2023
Future Test Year - 12 Months Ending September 30, 2025

	B	U	V	W	X	Y	Z	AA	AB	AC
4	**COVID Regulatory Asset (1)**	**9/30/2023**	**10/31/2023**	**11/30/2023**	**12/31/2023**	**1/31/2024**	**2/29/2024**	**Linkage Period Ending 1 3/31/2024**	**4/30/2024**	**5/31/2024**
5	Additions (Subtractions)	$ -	$ -	$ -	$ -	$ -	$ -	$ -	$ -	$ -
6	(Amortization)	$ -	$ -	$ -	$ -	$ -	$ -	$ -	$ -	$ -
7	**Balance**	**$ 5,744,024**	**$ 5,744,024**	**$ 5,744,024**	**$ 5,744,024**	**$ 5,744,024**	**$ 5,744,024**	**$ 5,744,024**	**$ 5,744,024**	**$ 5,744,024**
8										
9	**Notes:**									
10	(1) Some of these data points are hard-coded and non-fully-functional. Please see 630 Schedule I or send a data request for support.									
11										

NEW MEXICO GAS COMPANY, INC.

COVID Regulatory Asset
Base Period - 12 Months Ending March 31, 2023
Future Test Year - 12 Months Ending September 30, 2025

	B	AD	AE	AF	AG	AH	AI	AJ	AK	AL
4	**COVID Regulatory Asset (1)**	**6/30/2024**	**7/31/2024**	**8/31/2024**	**Linkage Period 2 Ending 9/30/2024**	**10/31/2024**	**11/30/2024**	**12/31/2024**	**1/31/2025**	**2/28/2025**
5	Additions (Subtractions)	$ -	$ -	$ -	$ -	$ -	$ -	$ -	$ -	$ -
6	(Amortization)	$ -	$ -	$ -	$ -	$ (119,667)	$ (119,667)	$ (119,667)	$ (119,667)	$ (119,667)
7	**Balance**	**$ 5,744,024**	**$ 5,744,024**	**$ 5,744,024**	**$ 5,744,024**	**$ 5,624,357**	**$ 5,504,690**	**$ 5,385,022**	**$ 5,265,355**	**$ 5,145,688**
8										
9	**Notes:**									
10	(1) Some of these data points are hard-coded and non-fully-functional. Please see 630 Schedule I or send a data request for support.									
11										

Sponsored by NMGC Witness Erik C. Buchanan

NEW MEXICO GAS COMPANY, INC.

COVID Regulatory Asset
Base Period - 12 Months Ending March 31, 2023
Future Test Year - 12 Months Ending September 30, 2025

	B	AM	AN	AO	AP	AQ	AR	AS	AT	AU
4	**COVID Regulatory Asset (1)**	**3/31/2025**	**4/30/2025**	**5/31/2025**	**6/30/2025**	**7/31/2025**	**8/31/2025**	**Future Test Year Ending 9/30/2025**	**Future Test Year Adjustments**	**Adjusted Future Test Year Ending 9/30/2025**
5	Additions (Subtractions)	$ -	$ -	$ -	$ -	$ -	$ -	$ -		
6	(Amortization)	$ (119,667)	$ (119,667)	$ (119,667)	$ (119,667)	$ (119,667)	$ (119,667)	$ (119,667)		
7	**Balance**	**$ 5,026,021**	**$ 4,906,354**	**$ 4,786,687**	**$ 4,667,019**	**$ 4,547,352**	**$ 4,427,685**	**$ 4,308,018**	**$ 718,003**	**$ 5,026,021**
8										
9	**Notes:**									
10	(1) Some of these data points are hard-coded and non-fully-functional. Please see 630 Schedule I or send a data request for support.									
11										

Sponsored by NMGC Witness Erik C. Buchanan

NEW MEXICO GAS COMPANY, INC.

Hansen CIS Regulatory Asset
Base Period - 12 Months Ending March 31, 2023
Future Test Year - 12 Months Ending September 30, 2025

	B	C	D	E	F	G	H	I	J	K	L
4	**Hansen CIS Regulatory Asset (1)**	**Base Period Beginning Balance 3/31/2022**	**4/30/2022**	**5/31/2022**	**6/30/2022**	**7/31/2022**	**8/31/2022**	**9/30/2022**	**10/31/2022**	**11/30/2022**	**12/31/2022**
5	Additions (Subtractions)		$ -	$ -	$ -	$ -	$ -	$ -	$ -	$ -	$ -
6	(Amortization)		$ -	$ -	$ -	$ -	$ -	$ -	$ -	$ -	$ -
7	**Balance**	**$ -**	**$ -**	**$ -**	**$ -**	**$ -**	**$ -**	**$ -**	**$ -**	**$ -**	**$ -**
8											
9	**Notes**										
10	(1) Some of these data points are hard-coded and non-fully-functional. Please see 630 Schedule I or send a data request for support.										
11											

Sponsored by NMGC Witness Erik C. Buchanan

630 Schedule I-1.7 Hansen CIS

NEW MEXICO GAS COMPANY, INC.

Hansen CIS Regulatory Asset
Base Period - 12 Months Ending March 31, 2023
Future Test Year - 12 Months Ending September 30, 2025

	B	M	N	O	P	Q	R	S	T	U	V
4	**Hansen CIS Regulatory Asset (1)**	**1/31/2023**	**2/28/2023**	**Base Period Ending 3/31/2023**	**Base Period Adjustments**	**Adjusted Base Period Ending 3/31/2023**	**4/30/2023**	**5/31/2023**	**6/30/2023**	**7/31/2023**	**8/31/2023**
5	Additions (Subtractions)	$ -	$ -	$ -			$ -	$ -	$ -	$ -	$ -
6	(Amortization)	$ -	$ -	$ -			$ -	$ -	$ -	$ -	$ -
7	**Balance**	**$ -**	**$ -**	**$ -**	**$ -**	**$ -**	**$ -**	**$ -**	**$ -**	**$ -**	**$ -**
8											
9	**Notes**										
10	(1) Some of these data points are hard-coded and non-fully-functional. Please see 630 Schedule I or send a data request for support.										
11											

NEW MEXICO GAS COMPANY, INC.

Hansen CIS Regulatory Asset
Base Period - 12 Months Ending March 31, 2023
Future Test Year - 12 Months Ending September 30, 2025

	B	W	X	Y	Z	AA	AB	AC	AD	AE
4	**Hansen CIS Regulatory Asset (1)**	**9/30/2023**	**10/31/2023**	**11/30/2023**	**12/31/2023**	**1/31/2024**	**2/29/2024**	**Linkage Period Ending 1 3/31/2024**	**4/30/2024**	**5/31/2024**
5	Additions (Subtractions)	$ -	$ -	$ -	$ -	$ -	$ -	$ -	$ -	$ -
6	(Amortization)	$ -	$ -	$ -	$ -	$ -	$ -	$ -	$ -	$ -
7	**Balance**	**$ -**	**$ -**	**$ -**	**$ -**	**$ -**	**$ -**	**$ -**	**$ -**	**$ -**
8										
9	**Notes**									
10	(1) Some of these data points are hard-coded and non-fully-functional. Please see 630 Schedule I or send a data request for support.									
11										

NEW MEXICO GAS COMPANY, INC.

Hansen CIS Regulatory Asset
Base Period - 12 Months Ending March 31, 2023
Future Test Year - 12 Months Ending September 30, 2025

	B	AF	AG	AH	AI	AJ	AK	AL	AM	AN	AO
4	**Hansen CIS Regulatory Asset (1)**	**6/30/2024**	**7/31/2024**	**8/31/2024**	**Linkage Period 2 Ending 9/30/2024**	**10/31/2024**	**11/30/2024**	**12/31/2024**	**1/31/2025**	**2/28/2025**	**3/31/2025**
5	Additions (Subtractions)	$ -	$ -	$ -	$ 2,273,821	$ -	$ -	$ -	$ -	$ -	$ -
6	(Amortization)	$ -	$ -	$ -	$ -	$ (13,320)	$ (13,320)	$ (13,320)	$ (13,320)	$ (13,320)	$ (13,320)
7	**Balance**	**$ -**	**$ -**	**$ -**	**$ 2,273,821**	**$ 2,260,501**	**$ 2,247,181**	**$ 2,233,860**	**$ 2,220,540**	**$ 2,207,220**	**$ 2,193,900**
8											
9	**Notes**										
10	(1) Some of these data points are hard-coded and non-fully-functional. Please see 630 Schedule I or send a data request for support.										
11											

NEW MEXICO GAS COMPANY, INC.

Hansen CIS Regulatory Asset
Base Period - 12 Months Ending March 31, 2023
Future Test Year - 12 Months Ending September 30, 2025

	B	AP	AQ	AR	AS	AT	AU	AV	AW
4	**Hansen CIS Regulatory Asset (1)**	**4/30/2025**	**5/31/2025**	**6/30/2025**	**7/31/2025**	**8/31/2025**	**Future Test Year Ending 9/30/2025**	**Future Test Year Adjustments**	**Adjusted Future Test Year Ending 9/30/2025**
5	Additions (Subtractions)	$ -	$ -	$ -	$ -	$ -	$ -		
6	(Amortization)	$ (13,320)	$ (13,320)	$ (13,320)	$ (13,320)	$ (13,320)	$ (13,320)		
7	**Balance**	**$ 2,180,580**	**$ 2,167,260**	**$ 2,153,939**	**$ 2,140,619**	**$ 2,127,299**	**$ 2,113,979**	**$ 79,921**	**$ 2,193,900**
8									
9	**Notes**								
10	(1) Some of these data points are hard-coded and non-fully-functional. Please see 630 Schedule I or send a data request for support.								
11									

NEW MEXICO GAS COMPANY, INC.

Legal Regulatory Liability
Base Period - 12 Months Ending March 31, 2023
Future Test Year - 12 Months Ending September 30, 2025

	B	C	D	E	F	G	H	I	J	K	L
4	**Legal Regulatory Liability (1) (2)**	**Base Period Beginning Balance 3/31/2022**	**4/30/2022**	**5/31/2022**	**6/30/2022**	**7/31/2022**	**8/31/2022**	**9/30/2022**	**10/31/2022**	**11/30/2022**	**12/31/2022**
5	Additions (Subtractions)		$ -	$ -	$ -	$ -	$ -	$ -	$ -	$ -	$ -
6	(Amortization)		$ -	$ -	$ -	$ -	$ -	$ -	$ -	$ -	$ -
7	**Balance**	**$ -**	**$ -**	**$ -**	**$ -**	**$ -**	**$ -**	**$ -**	**$ -**	**$ -**	**$ -**
8											
9	**Notes**										
10	(1) Some of these data points are hard-coded and non-fully-functional. Please see 630 Schedule I or send a data request for support.										
11	(2) The Legal Regulatory Liability includes $25,667 of regulatory liability related to the sale of a building for a gain in March 2023.										

NEW MEXICO GAS COMPANY, INC.

Legal Regulatory Liability
Base Period - 12 Months Ending March 31, 2023
Future Test Year - 12 Months Ending September 30, 2025

	B	M	N	O	P	Q	R	S	T	U	V
4	**Legal Regulatory Liability (1) (2)**	**1/31/2023**	**2/28/2023**	**Base Period Ending 3/31/2023**	**Base Period Adjustments**	**Adjusted Base Period Ending 3/31/2023**	**4/30/2023**	**5/31/2023**	**6/30/2023**	**7/31/2023**	**8/31/2023**
5	Additions (Subtractions)	$ -	$ -	$ (25,667)			$ -	$ -	$ -	$ -	$ -
6	(Amortization)	$ -	$ -	$ -			$ -	$ -	$ -	$ -	$ -
7	**Balance**	**$ -**	**$ -**	**$ (25,667)**	**$ -**	**$ (25,667)**	**$ (25,667)**	**$ (25,667)**	**$ (25,667)**	**$ (25,667)**	**$ (25,667)**
8											
9	**Notes**										
10	(1) Some of these data points are hard-coded and non-fully-functional. Please see 630 Schedule I or send a data request for support.										
11	(2) The Legal Regulatory Liability includes $25,667 of regulatory liability related to the sale of a building for a gain in March 2023.										

NEW MEXICO GAS COMPANY, INC.

Legal Regulatory Liability
Base Period - 12 Months Ending March 31, 2023
Future Test Year - 12 Months Ending September 30, 2025

	B	W	X	Y	Z	AA	AB	AC	AD	AE
4	**Legal Regulatory Liability (1) (2)**	**9/30/2023**	**10/31/2023**	**11/30/2023**	**12/31/2023**	**1/31/2024**	**2/29/2024**	**Linkage Period Ending 1 3/31/2024**	**4/30/2024**	**5/31/2024**
5	Additions (Subtractions)	$ (1,250,000)	$ -	$ -	$ -	$ -	$ -	$ -	$ -	$ -
6	(Amortization)	$ -	$ -	$ -	$ -	$ -	$ -	$ -	$ -	$ -
7	**Balance**	**$ (1,275,667)**	**$ (1,275,667)**	**$ (1,275,667)**	**$ (1,275,667)**	**$ (1,275,667)**	**$ (1,275,667)**	**$ (1,275,667)**	**$ (1,275,667)**	**$ (1,275,667)**
8										
9	**Notes**									
10	(1) Some of these data points are hard-coded and non-fully-functional. Please see 630 Schedule I or send a data request for support.									
11	(2) The Legal Regulatory Liability includes $25,667 of regulatory liability related to the sale of a building for a gain in March 2023.									

NEW MEXICO GAS COMPANY, INC.

Legal Regulatory Liability
Base Period - 12 Months Ending March 31, 2023
Future Test Year - 12 Months Ending September 30, 2025

	B	AF	AG	AH	AI	AJ	AK	AL	AM	AN	AO
4	**Legal Regulatory Liability (1) (2)**	**6/30/2024**	**7/31/2024**	**8/31/2024**	**Linkage Period 2 Ending 9/30/2024**	**10/31/2024**	**11/30/2024**	**12/31/2024**	**1/31/2025**	**2/28/2025**	**3/31/2025**
5	Additions (Subtractions)	$ -	$ -	$ -	$ -	$ -	$ -	$ -	$ -	$ -	$ -
6	(Amortization)	$ -	$ -	$ -	$ -	$ 53,153	$ 53,153	$ 53,153	$ 53,153	$ 53,153	$ 53,153
7	**Balance**	**$ (1,275,667)**	**$ (1,275,667)**	**$ (1,275,667)**	**$ (1,275,667)**	**$ (1,222,514)**	**$ (1,169,361)**	**$ (1,116,208)**	**$ (1,063,055)**	**$ (1,009,903)**	**$ (956,750)**
8											
9	**Notes**										
10	(1) Some of these data points are hard-coded and non-fully-functional. Please see 630 Schedule I or send a data request for support.										
11	(2) The Legal Regulatory Liability includes $25,667 of regulatory liability related to the sale of a building for a gain in March 2023.										

NEW MEXICO GAS COMPANY, INC.

Legal Regulatory Liability
Base Period - 12 Months Ending March 31, 2023
Future Test Year - 12 Months Ending September 30, 2025

	B	AP	AQ	AR	AS	AT	AU	AV	AW
4	**Legal Regulatory Liability (1) (2)**	**4/30/2025**	**5/31/2025**	**6/30/2025**	**7/31/2025**	**8/31/2025**	**Future Test Year Ending 9/30/2025**	**Future Test Year Adjustments**	**Adjusted Future Test Year Ending 9/30/2025**
5	Additions (Subtractions)	$ -	$ -	$ -	$ -	$ -	$ -		
6	(Amortization)	$ 53,153	$ 53,153	$ 53,153	$ 53,153	$ 53,153	$ 53,153		
7	**Balance**	**$ (903,597)**	**$ (850,444)**	**$ (797,292)**	**$ (744,139)**	**$ (690,986)**	**$ (637,833)**	**$ (318,917)**	**$ (956,750)**
8									
9	**Notes**								
10	(1) Some of these data points are hard-coded and non-fully-functional. Please see 630 Schedule I or send a data request for support.								
11	(2) The Legal Regulatory Liability includes $25,667 of regulatory liability related to the sale of a building for a gain in March 2023.								

NEW MEXICO GAS COMPANY, INC.

Income Statement
Base Period - 12 Months Ending March 31, 2023
Future Test Year - 12 Months Ending September 30, 2025

	A	B	C	D	E	F	G	H	I	J	K	L	M	N
1														
2		Base Period	Base Period	Adjusted	Linkage 1 Ending	Linkage 2 Ending	Future Test Year	Test Period	Adjusted Future Test Year		Adjusted Base and Test Periods Variance	Test Period to Adjusted Base Period Variance - %		
3	Income Statement (1)	Ending 3/31/2023	Adjustments	Base Period	3/31/2024	9/30/2024	Ending 9/30/2025	Adjustments	Ending 9/30/2025					**Rule 630 Schedule or Workpaper Ref.**
4														
5	**Operating Revenues:**													
6	Sales Revenues	$ 180,844,694	$ 13,270,695	$ 194,115,389	$ 193,356,978	$ 193,994,605	$ 239,520,124	$ -	$ 239,520,124		$ 45,404,734	23%		630 Schedule I-2
7	Cost of Gas Revenues	$ 338,376,108	$ 308,308	$ 338,684,416	$ 170,768,739	$ 194,587,968	$ 222,373,540	$ -	$ 222,373,540		$ (116,310,876)	-34%		630 Schedule I-2
8	Winter Weather Event Gas Revenues	$ 44,536,239	$ -	$ 44,536,239	$ 38,331,474	$ 17,659,278	$ -	$ -	$ -		$ (44,536,239)	-100%		630 Schedule I-2
9	Miscellaneous Transportation Revenue	$ 6,250	$ -	$ 6,250	$ 6,250	$ 6,250	$ 6,250	$ -	$ 6,250		$ -	0%		630 Schedule I-2
10	Discounted On-System Transportation Revenue	$ 4,177,423	$ -	$ 4,177,423	$ 3,665,314	$ 3,713,765	$ 3,806,196	$ -	$ 3,806,196		$ (371,227)	-9%		630 Schedule I-2
11	Non-Discounted On-System Transportation Revenue	$ 18,053,719	$ -	$ 18,053,719	$ 18,959,833	$ 18,890,794	$ 22,885,225	$ -	$ 22,885,225		$ 4,831,506	27%		630 Schedule I-2
12	Off-System Tariff-Based Transportation Revenue	$ 2,697,025	$ -	$ 2,697,025	$ 3,818,164	$ 3,050,412	$ 2,726,597	$ -	$ 2,726,597		$ 29,572	1%		630 Schedule I-2
13	Late Payment Charges	$ 615,346	$ (288,610)	$ 326,736	$ 326,736	$ 326,736	$ 326,736	$ -	$ 326,736		$ (0)	0%		630 Schedule I-2
14	Miscellaneous Service Charges	$ 4,790,091	$ 654,166	$ 5,444,257	$ 5,444,257	$ 5,444,257	$ 5,444,257	$ -	$ 5,444,257		$ (0)	0%		630 Schedule I-2
15	Asset Optimization-30%	$ 12,786,840	$ (12,786,840)	$ -	$ -	$ -	$ -	$ -	$ -		$ -			630 Schedule I-2
16	Covid-19/IMP Regulatory Asset	$ 3,580,894	$ (3,580,894)	$ -	$ -	$ -	$ -	$ -	$ -		$ -			630 Schedule I-2
17	Other Operating Revenues	$ 758,570	$ -	$ 758,570	$ 726,214	$ 569,834	$ 79,144	$ -	$ 79,144		$ (679,426)	-90%		630 Schedule I-2
18	Total Operating Revenues	$ 611,223,199	$ (2,423,175)	$ 608,800,024	$ 435,403,958	$ 438,243,897	$ 497,168,067	$ -	$ 497,168,067		$ (111,631,957)	-18%		
19														
20	Expenses of Operations:													
21	Purchased Gas Costs	$ 363,244,649	$ (24,560,233)	$ 338,684,416	$ 170,768,739	$ 194,587,968	$ 222,373,540	$ -	$ 222,373,540		$ (116,310,876)	-34%		630 Schedule I-2
22	Winter Weather Event Amortization	$ 44,536,239	$ -	$ 44,536,239	$ 38,331,474	$ 17,659,278	$ -	$ -	$ -		$ (44,536,239)	-100%		630 Schedule I-2
23	Other Gas Supply and Production	$ 163,597	$ 1,249,759	$ 1,413,356	$ 1,444,348	$ 1,468,901	$ 1,608,585	$ -	$ 1,608,585		$ 195,228	14%		WP 2 OM 630 Sched H1 OM Summary
24	Underground Storage	$ 4,825,333	$ (4,825,333)	$ -	$ -	$ -	$ -	$ -	$ -		$ -			WP 2 OM 630 Sched H1 OM Summary
25	Transmission	$ (24,551,432)	$ 30,556,629	$ 6,005,197	$ 7,127,518	$ 6,847,355	$ 7,819,044		$ 7,819,044		$ 1,813,847	30%		WP 2 OM 630 Sched H1 OM Summary
26	Distribution	$ 31,396,539	$ 1,763,842	$ 33,160,381	$ 33,868,638	$ 34,433,194	$ 37,505,932	$ -	$ 37,505,932		$ 4,345,551	13%		WP 2 OM 630 Sched H1 OM Summary
27	Customer Related	$ 18,232,014	$ (852,234)	$ 17,379,780	$ 17,835,814	$ 18,135,564	$ 19,559,391	$ -	$ 19,559,391		$ 2,179,611	13%		WP 2 OM 630 Sched H1 OM Summary
28	Administrative & General	$ 44,422,354	$ (2,648,025)	$ 41,774,329	$ 42,238,636	$ 43,778,096	$ 48,633,889	$ -	$ 48,633,889		$ 6,859,559	16%		WP 2 OM 630 Sched H1 OM Summary
29	Depreciation and Amortization	$ 41,697,215	$ 2,054,026	$ 43,751,241	$ 43,193,233	$ 44,550,021	$ 49,585,313	$ -	$ 49,585,313		$ 5,834,072	13%		WP Depreciation COS Inputs
30	Taxes Other Than Income Taxes	$ 17,387,410	$ (2,472,841)	$ 14,914,569	$ 16,142,615	$ 16,777,103	$ 18,308,802	$ -	$ 18,308,802		$ 3,394,233	23%		WP Gen Tax COS Inputs
31	Other Allowable Expenses	$ -	$ 1,196,823	$ 1,196,823	$ 1,429,656	$ 1,411,219	$ 2,308,164		$ 2,308,164		$ 1,111,341	93%		WP Other RB COS Inputs
32	Income taxes	$ 17,103,904	$ (4,242,177)	$ 12,861,727	$ 13,732,038	$ 14,256,034	$ 15,821,638	$ 562,405	$ 16,384,043		$ 3,522,316	27%		COS Summary
33	Total Operating Expenses	$ 558,457,822	$ (2,779,763)	$ 555,678,059	$ 386,112,710	$ 393,904,731	$ 423,524,298	$ 562,405	$ 424,086,703		$ (131,591,356)	-24%		
34														
35	Operating Income	$ 52,765,377	$ 356,588	$ 53,121,965	$ 49,291,248	$ 44,339,166	$ 73,643,769	$ (562,405)	$ 73,081,364		$ 19,959,399	38%		
36														
37	Other Income and Deductions:													
38	Other Income and (Deductions)	$ 3,568,589	$ -	$ 3,568,589	$ 3,993,317	$ 4,348,678	$ 6,151,072	$ -	$ 6,151,072		$ 2,582,483	72%		
39	Asset Optimization-30%	$ 11,335,707	$ 12,786,840	$ 24,122,547	$ 8,258,988	$ 8,171,168	$ 7,828,329	$ -	$ 7,828,329		$ (16,294,218)	-68%		
40	Interest on Customer Deposit	$ (58,967)	$ -	$ (58,967)	$ (58,967)	$ (58,967)	$ (58,967)	$ -	$ (58,967)		$ -	0%		COS Summary
41	Loss on reacquired debt amortization	$ -	$ -	$ -	$ -	$ -	$ -	$ -	$ -		$ -			
42	LT Debt Interest & Amortization	$ (14,587,463)	$ 2,497,463	$ (12,090,000)	$ (15,318,333)	$ (18,050,000)	$ (21,718,000)	$ -	$ (21,718,000)		$ (9,628,000)	80%		630 Schedule G-3
43	Other Interest expense (2)	$ (54,923)	$ -	$ (54,923)	$ -	$ -	$ -	$ -	$ -		$ 54,923	-100%		
44	Total Other Income and Deductions	$ 202,943	$ 15,284,303	$ 15,487,246	$ (3,124,995)	$ (5,589,121)	$ (7,797,566)	$ -	$ (7,797,566)		$ (23,284,812)	-150%		
45														
46	Net Income	$ 52,968,320	$ 15,640,891	$ 68,609,211	$ 46,166,253	$ 38,750,045	$ 65,846,203	$ (562,405)	$ 65,283,798		$ (3,325,413)	-5%		
47														
48														
49	**Notes**													
50	(1) For the Adjusted Base Period through Future Test Year all gas costs collected through the PGA (including underground storage) are in the Purchased Gas Costs line item													
51	(2) Other Interest expense is included in Other Income and (Deductions) in the Linkage and Future Test Year													
52														

NEW MEXICO GAS COMPANY, INC.

Cash Flow
Base Period - 12 Months Ending March 31, 2023
Future Test Year - 12 Months Ending September 30, 2025

	B	C	D	E	F	G	H	I	J	K	L	M	N	O
1				Base Period	Base Period	Adjusted	Linkage 1 Ending	Linkage 2 Ending	Future Test Year	Test Period	Adjusted Future Test Year		Adjusted Base and Test Periods Variance	Test Period to Adjusted Base Period Variance - %
2	**Cash Flow (1)**			Ending 3/31/2023	Adjustments	Base Period	3/31/2024	9/30/2024	Ending 9/30/2025	Adjustments (1)	Ending 9/30/2025			
3														
4	**CASH FLOWS FROM OPERATING ACTIVITIES:**			(0)										
5	Net Income			$ 52,968,320	$ 15,640,891	$ 68,609,211	$ 46,166,253	$ 38,750,045	$ 65,846,203	$ (562,405)	$ 65,283,798		$ (3,325,413)	-5%
6	Adjustments to reconcile net income to net cash												$ -	
7	flows from operating activities:												$ -	
8			Depreciation and Amortization	$ 41,697,215	$ 2,054,026	$ 43,751,241	$ 43,193,233	$ 44,550,021	$ 49,585,313	$ -	$ 49,585,313		$ 5,834,072	13%
9			Amortization of debt-related costs	$ 199,140	$ -	$ 199,140	$ 141,300	$ 108,798	$ 76,297	$ -	$ 76,297		$ (122,843)	-62%
10			Deferred income tax expense	$ (913,925)	$ (18,903,584)	$ (19,817,509)	$ 15,871,245	$ 9,351,533	$ 12,799,381	$ (754,260)	$ 12,045,121		$ 31,862,630	-161%
11			Changes in certain assets and liabilities:										$ -	
12			Receivables less allowances	$ (7,712,777)	$ (2,568,603)	$ (10,281,380)	$ 903,766	$ 497,017	$ (1,762,204)	$ -	$ (1,762,204)		$ 8,519,176	-83%
13			Receivables affiliates	$ 31,211	$ -	$ 31,211	$ 91,821	$ -	$ -	$ -	$ -		$ (31,211)	-100%
14			Accrued Revenue	$ 14,104,573	$ -	$ 14,104,573	$ (8,330,178)	$ (1,117,616)	$ -	$ -	$ -		$ (14,104,573)	-100%
15			Gas in underground storage	$ 282,490	$ (2,759,367)	$ (2,476,877)	$ 3,266,188	$ (235,753)	$ (973,976)	$ -	$ (973,976)		$ 1,502,901	-61%
16			Prepaid expenses	$ (1,441,212)	$ 2,528,366	$ 1,087,154	$ -	$ 655	$ -	$ -	$ -		$ (1,087,154)	-100%
17			Customer deposits and advances	$ 1,884,697	$ 34,648	$ 1,919,345	$ -	$ -	$ -	$ -	$ -		$ (1,919,345)	-100%
18			Regulatory assets and liabilities	$ 66,158,683	$ (414,472)	$ 65,744,211	$ 5,080,420	$ 17,721,440	$ (1,553,651)	$ -	$ (1,553,651)		$ (67,297,861)	-102%
19			Accounts payable	$ (5,169,894)	$ -	$ (5,169,894)	$ 14,125,379	$ 1,291,069	$ 1,253,530	$ -	$ 1,253,530		$ 6,423,424	-124%
20			Accounts payable affiliates	$ 795,095	$ -	$ 795,095	$ (0)	$ -	$ -	$ -	$ -		$ (795,095)	-100%
21			Accrued interest	$ 125,571	$ -	$ 125,571	$ 1,297,203	$ 1,240,000	$ 899,500	$ -	$ 899,500		$ 773,929	616%
22			Other assets and liabilities	$ (237,329)	$ (17,992,768)	$ (18,230,097)	$ (8,611,354)	$ (6,171,670)	$ 16,324,013	$ -	$ 16,324,013		$ 34,554,110	-190%
23			Income taxes	$ 8,922,865	$ -	$ 8,922,865	$ (18,662,250)	$ (3,742,030)	$ 6,858,572	$ -	$ 6,858,572		$ (2,064,293)	-23%
24			**Net cash flows from operating activities**	**$ 171,694,723**	**$ (22,380,863)**	**$ 149,313,860**	**$ 94,533,026**	**$ 102,243,509**	**$ 149,352,978**	**$ (1,316,665)**	**$ 148,036,313**		**$ (1,277,546)**	**-1%**
25														
26	**CASH FLOWS FROM INVESTING ACTIVITIES:**													
27			Construction expenditures	$ (120,081,374)	$ -	$ (120,081,374)	$ (126,940,681)	$ (135,570,598)	$ (217,861,821)	$ -	$ (217,861,821)		$ (97,780,447)	81%
28			Rights of way expenditures	$ (431,619)	$ 2,339,283	$ 1,907,664	$ (1,948,104)	$ (3,096,597)	$ (220,000)	$ -	$ (220,000)		$ (2,127,664)	-112%
29			Other	$ (3,006,293)	$ 126,136	$ (2,880,157)	$ -	$ -	$ -	$ -	$ -		$ 2,880,157	-100%
30			**Net cash flows from investing activities**	**$ (123,519,286)**	**$ 2,465,419**	**$ (121,053,867)**	**$ (128,888,785)**	**$ (138,667,195)**	**$ (218,081,821)**	**$ -**	**$ (218,081,821)**		**$ (97,027,954)**	**80%**
31														
32	**CASH FLOWS FROM FINANCING ACTIVITIES:**													
33			Short-Term Debt borrowings (repayments)	$ -	$ 89,454,376	$ 89,454,376	$ (69,976,197)	$ (133,847,901)	$ (14,341,591)	$ 1,150,728	$ (13,190,863)		$ (102,645,239)	-115%
34			Long-Term Debt borrowings (repayments)	$ -	$ (80,000,000)	$ (80,000,000)	$ 100,000,000	$ 100,000,000	$ 70,000,000	$ -	$ 70,000,000		$ 150,000,000	-188%
35			Dividends Paid	$ (39,184,637)	$ -	$ (39,184,637)	$ (52,086,664)	$ (38,750,045)	$ (65,846,203)	$ 562,405	$ (65,283,798)		$ (26,099,161)	67%
36			Equity Infusion	$ (79,519)	$ -	$ (79,519)	$ 54,166,667	$ 108,333,333	$ 78,936,170	$ -	$ 78,936,170		$ 79,015,689	-99367%
37			**Net cash flows from financing activities**	**$ (39,264,156)**	**$ 9,454,376**	**$ (29,809,780)**	**$ 32,103,806**	**$ 35,735,387**	**$ 68,748,376**	**$ 1,713,132**	**$ 70,461,509**		**$ 100,271,289**	**-336%**
38														
39	**CASH AND CASH EQUIVALENTS**													
40			Net increase (decrease)	$ 8,911,281	$ (10,461,068)	$ (1,549,787)	$ (2,251,954)	$ (688,299)	$ 19,534	$ (19,534)	$ -		$ 1,549,787	-100%
41			Beginning of period	$ 5,017,922	$ -	$ 5,017,922	$ 3,468,138	$ 2,000,000	$ 1,311,701	$ 31,909	$ 1,343,610		$ (3,674,312)	-73%
42			**End of period**	**$ 13,929,203**	**$ (10,461,068)**	**$ 3,468,135**	**$ 1,216,184**	**$ 1,311,701**	**$ 1,331,235**	**$ 12,375**	**$ 1,343,610**		**$ (2,124,525)**	**-61%**
43														
44														
45	**Notes**													
46	(1) Some of these data points are hard-coded and non-fully-functional. Please see 630 Schedule I or send a data request for support.													

NMGC Exhibit ECB-5

Operations Expense

NEW MEXICO GAS COMPANY, INC.

Lead Sheet Operations and Maintenance Expense
Base Period - 12 Months Ending March 31, 2023
Future Test Year - 12 Months Ending September 30, 2025

	A	B	C	D	E
1	**NMGC Exhibit ECB - 5 Operations Expenses**				
2	**WP OM - Lead Sheet**				
3				***Provides Information To***	***Requires Information From***
4	***Tab Reference***	***Description***	***Purpose***	***Tab name***	***Tab name***
5	WP OM COS Inputs	Summary of O&M expenses	Summarizes O&M expenses by FERC account in base, link, and test periods	COS Summary	WP 2 OM 630 Sched H1 OM Summary
6	WP 1 OM Inputs - Gen Tax	Summary of escalators and inputs for model	Provides inputs used to develop operations expense forecast	WP 2 OM 630 Sched H1 OM Summary, 630 Schedule H-1.2 BaseLink 1 2, 630 Schedule H-1.3 Test Period, 630 Schedule H-4.1, WP 5 OM 630 Schedule H-4 Labor, WP 6 OM Incentive Comp, WP 4 GT Misc Taxes, WP 3 GT Payroll Tax, WP 2 GT Property Tax	See Buchanan's testimony for detail
7	WP 2 OM 630 Sched H1 OM Summary	O&M expenses by FERC account for base, link, and test periods	Details O&M expenses by FERC account and cost element for base, link and test periods, including application of escalators and incorporation of separately forecasted items.	WP OM COS Inputs, WP OM 3 Base Period Adjustments, WP OM 4 Separately Forecasted, WP OM 5 630 Schedule H-4 Labor	WP OM 3 Base Period Adjustments, WP OM 4 Separately Forecasted, WP OM 5 630 Schedule H-4 Labor, WP 1 Inputs OM - Gen Tax
8	WP 3 OM Base Period Adjustments	Adjustments to Operations Expenses in the base period	Break out of base period adjustment by FERC account and cost element to develop the Adjusted Base Period expenses in WP 2 OM 630 Sched H1 OM Summary	WP 2 OM 630 Sched H1 OM Summary	WP 2 OM 630 Sched H1 OM Summary, WP OM 4 Separately Forecasted, WP 5 OM Schedule 630 Labor, WP OM 6 Incentive Comp, WP OM 7 401K, See Buchanan's testimony for other detail
9	WP 4 OM Separately Forecasted	Items separately forecasted that do not use the same escalations as general O&M or labor	Breaks out items that are separately forecasted by FERC account and cost element to show forecast for each time period.	WP 2 OM 630 Sched H1 OM Summary	WP 2 OM 630 Sched H1 OM Summary, WP OM 4 Separately Forecasted, WP OM 5 H-4 Labor, WP OM 6 Incentive Comp, WP OM 7 401K, see Buchanan's testimony for other detail
10	WP 5 OM 630 Schedule H-4 Labor	Labor expenses escalated for base, link and test periods	Forecasts labor expenses in the base, link and test periods using labor specific escalation.	WP 2 OM 630 Sched H1 OM Summary, WP OM 4 Separately Forecasted	WP 1 Inputs OM - Gen Tax, WP 2 OM 630 Sched H1 OM Summary
11	WP 6 OM Incentive Comp	Incentive Compensation escalated for base, link and test periods	Forecasts incentive compensation for base, link, and test periods	WP 2 OM 630 Sched H1 OM Summary, WP OM 3 Base Period Adjustments, WP OM 7 401K, WP GT 3 Payroll Tax	WP 1 Inputs OM - Gen Tax, WP 2 OM 630 Sched H1 OM Summary
12	WP 7 OM 401K	401K expenses escalated for base, link and test periods	Forecasts 401k expenses for base, link, and test periods	WP 2 OM 630 Sched H1 OM Summary, WP OM 3 Base Period Adjustments, WP OM 4 Separately Forecasted	WP 1 Inputs OM - Gen Tax, WP 2 OM 630 Sched H1 OM Summary, WP OM 4 Separately Forecasted, WP OM 5 630 Schedule H-4 Labor, WP OM 6 Incentive Comp, 630 Schedule H-4.2, See Buchanan's testimony for detail
13	630 Schedule H-1.1 Summary	Operations and maintenance expenses, summary	Provides O&M expenses by FERC account in base, linkage and test periods	None	WP 2 OM 630 Sched H1 OM Summary, 630 Schedule H-1.2 BaseLink 1 2, 630 Schedule H-1.3 Test Period
14	630 Schedule H-1.2 BaseLink 1 2	Operations and maintenance expenses, monthly linkage periods	Provides monthly O&M expenses by FERC account in the linkage periods	None	WP 2 OM 630 Sched H1 OM Summary
15	630 Schedule H-1.3 Test Period	Operations and maintenance expenses, monthly test period	Provides monthly O&M expenses by FERC account in the test period	None	WP 2 OM 630 Sched H1 OM Summary
16					

NMGC Exhibit ECB-5
Page 1 of 596

NEW MEXICO GAS COMPANY, INC.

Lead Sheet Operations and Maintenance Expense
Base Period - 12 Months Ending March 31, 2023
Future Test Year - 12 Months Ending September 30, 2025

	A	B	C	D	E
17					
18	**NMGC Exhibit ECB - 5 Operations Expenses**				
19	**WP General Tax - Lead Sheet**				
20				***Provides Information To***	***Requires Information From***
21	***Tab Reference***	***Description***	***Purpose***	***Tab name***	***Tab name***
22	WP Gen Tax COS Inputs	Summary of general taxes	Summarizes general taxes (property, payroll, and other) in base, link, and test periods	COS Summary; 630 Schedule H-8	WP GT 2 Property Tax, WP GT 3 Payroll Tax, WP GT 4 Misc. Taxes
23	WP 1 OM Inputs - Gen Tax	Summary of escalators and inputs for model	Provides inputs used to develop operations expense forecast	WP 2 OM 630 Sched H1 OM Summary, 630 Schedule H-1.2 BaseLink 1 2, 630 Schedule H-1.3 Test Period, WP 4 OM Separately Forecasted, WP 5 OM 630 Schedule H-4 Labor, WP 6 OM Incentive Comp, WP 4 GT Misc Taxes, WP 3 GT Payroll Tax, WP 2 GT Property Tax	See Buchanan's testimony for detail
24	WP 2 GT Property Tax	Summary of Property Taxes	Calculates New Mexico Property Taxes and Native American Possessory Interest Taxes for base, link and test periods	WP 1 OM Inputs - Gen Tax, WP Plant 1 Net Plant Balances	WP Gen Tax COS Inputs, WP Plant 1 Net Plant Balances
25	WP 3 GT Payroll Tax	Summary Payroll Taxes	Summarizes Payroll Taxes escalated for base, link and test periods	WP Gen Tax COS Inputs, 630 Schedule H-4.4	WP 5 OM 630 Schedule H-4 Labor, 630 Schedule H-4.3, WP 6 OM Incentive Comp
26	WP 4 GT Misc Taxes	Miscellaneous Taxes escalated for base, link and test periods	Summarizes miscellaneous other taxes for the base, linkage, and test periods.	WP Gen Tax COS Inputs	WP 1 OM Inputs - Gen Tax, 630 Schedule H-8
27	630 Schedule H-8	Taxes other than income taxes	Summarizes in detail miscellaneous other taxes for the adjusted base period.	WP Gen Tax COS Inputs	WP 1 Inputs OM - Gen Tax, WP GT 4 Misc. Taxes, 630 Schedule H-8.3 630, Schedule H-8.4 Payroll Rate, 630 Schedule H-4.1, 630 Schedule H-4.2, 630 Schedule H-4.3, 630 Schedule H-4.4, WP 2 GT Property Tax, WP Gen Tax COS Inputs
28	630 Schedule H-8.3	Native American possessory interest tax on rights-of-way agreements	Native American possessory interest tax on rights-of-way agreements	630 Schedule H-8	None
29	630 Schedule H-8.4 Payroll Rate	Taxes other than income taxes	Calculates Composite Payroll Tax Rate	WP 1 Inputs OM - Gen Tax	630 Schedule H-4.1, and 630 Schedule H-8, WP 3 GT Payroll Tax
30	630 Schedule H-4.1	Payroll	Calculates total compensation, wages, and merit adjustments.	WP 3 OM Base Period Adjustments, WP 4 OM Separately Forecasted, 630 Schedule H-4.2, 630 Schedule H-4.4	See Buchanan's testimony for detail
31	630 Schedule H-4.2	Summary of 401k match	Calculates 401K Match Expense for the base, linkage, and test periods.	WP 7 OM 401K, WP 3 OM Base Period Adjustments, WP 4 OM Separately Forecasted	WP 7 OM 401K, 630 Schedule H-4.1
32	630 Schedule H-4.3	Payroll distribution, payroll taxes, pensions and benefits and taxes other than income	Shows taxes other than income	None	WP 5 OM 630 Schedule H-4 Labor, WP 2 OM 630 Sched H1 OM Summary, 630 Schedule H-8
33	630 Schedule H-4.4	Payroll distribution and associated payroll taxes, employee benefits and pensions, and other compensations	Calculates Payroll Distribution, Associated Payroll Taxes, Employee Benefits and Pensions for the base, linkage and test periods.	n/a	630 Schedule H-4.1, 630 Schedule H-4.2, 630 Schedule H-4.3, Schedule H-8, WP 2 OM 630 Sched H1 OM Summary, WP 3 GT Payroll Tax
34					

23-00255-UT-2023-09-14-NMGC-2023-Rate-Case

NMGC Exhibit ECB-5
Page 2 of 596

NEW MEXICO GAS COMPANY, INC.

Operations and Maintenance Cost of Service Inputs
Base Period - 12 Months Ending March 31, 2023
Future Test Year - 12 Months Ending September 30, 2025

	A	B	C	D	E	F	G	H	I	J	K	L
1	O&M					Total Company Unadjusted Base Period Ending 3/31/2023	Base Period Adjustments	Total Company Adjusted Base Period	Linkage 1 Ending 3/31/2024	Linkage 2 Ending 9/30/2024	Future Test Year Ending 9/30/2025	Test Year Adjustments (1)
2								H = F + G				
3	**Fuel Related Expenses**											
4												
5				Natural Gas Wellhead Purchases	800	$ -	$ -	$ -	$ -	$ -	$ -	
6				Natural Gas Field Line Purchases	801	$ -	$ -	$ -	$ -	$ -	$ -	
7				Natural Gas Gasoline Plant Outlet Purchases	802	$ 226,880,279	$ (226,880,279)	$ -	$ -	$ -	$ -	
8				Natural Gas Transmission Line Purchases	803	$ 114,340,845	$ (114,340,845)	$ -	$ -	$ -	$ -	
9				Natural Gas City Gate Purchases	804	$ 3,498,885	$ (3,498,885)	$ -	$ -	$ -	$ -	
10				Other Gas Purchases	805.1	$ 63,567,027	$ (63,567,027)	$ -	$ -	$ -	$ -	
11				Exchange Gas	806	$ (506,148)	$ 506,148	$ -	$ -	$ -	$ -	
12				Gas Withdrawn From Storage - Debit	808.1	$ 7,772,166	$ (7,772,166)	$ -	$ -	$ -	$ -	
13				Gas Delivered to Storage - Credit	808.2	$ (7,457,332)	$ 7,457,332	$ -	$ -	$ -	$ -	
14				Gas Used for Compressor Station Fuel	810	$ (1,425,536)	$ 1,425,536	$ -	$ -	$ -	$ -	
15				Gas Used For Products Extraction	811	$ -	$ -	$ -	$ -	$ -	$ -	
16				Gas Used For Other Utility Operations	812	$ (18,945)	$ 18,945	$ -	$ -	$ -	$ -	
17				Other Gas Supply Expenses	813	$ 1,293,245	$ 120,111	$ 1,413,356	$ 1,444,348	$ 1,468,901	$ 1,608,585	
18				Rents - Underground Storage	826	$ 4,825,333	$ (4,825,333)	$ -	$ -	$ -	$ -	
19												
20				**Total Fuel Related Expenses**		**$ 412,769,819**	**$ (411,356,462)**	**$ 1,413,356**	**$ 1,444,348**	**$ 1,468,901**	**$ 1,608,585**	**$ -**
21												
22												
23	**O&M - Non-Fuel**											
24												
25	**Transmission O&M**											
26												
27				Operation Supervision and Engineering	850	$ 729,312	$ 49,587	$ 778,899	$ 798,406	$ 811,867	$ 879,327	
28				System Control and Load Dispatching	851	$ 1,319,167	$ 120,004	$ 1,439,170	$ 1,464,371	$ 1,489,556	$ 1,656,724	
29				Communication System Expenses	852	$ -	$ -	$ -	$ -	$ -	$ -	
30				Compressor Station Labor and Expenses	853	$ 112,386	$ 8,143	$ 120,529	$ 122,852	$ 124,955	$ 138,122	
31				Gas for Compressor Station Fuel	854	$ 1,425,536	$ (1,425,536)	$ -	$ -	$ -	$ -	
32				Other Fuel and Power for Compressor Stations	855	$ 89,830	$ (89,830)	$ -	$ -	$ -	$ -	
33				Mains Expenses	856	$ 1,638,085	$ 9,344	$ 1,647,430	$ 2,665,017	$ 2,309,416	$ 2,886,411	
34				Measuring and Regulating Station Expenses	857	$ 172,370	$ 1,053	$ 173,423	$ 179,951	$ 182,885	$ 189,337	
35				Transmission and Compression of Gas by Others	858	$ (31,806,696)	$ 31,806,696	$ -	$ -	$ -	$ -	
36				Other Expenses	859	$ 277,302	$ 23,264	$ 300,566	$ 307,724	$ 312,929	$ 340,411	
37				Rents	860	$ 221,336	$ -	$ 221,336	$ 230,040	$ 233,773	$ 240,551	
38				Maintenance Supervision and Engineering	861	$ -	$ -	$ -	$ -	$ -	$ -	
39				Maintenance of Structures and Improvements	862	$ -	$ -	$ -	$ -	$ -	$ -	
40				Maintenance of Mains	863	$ 194,336	$ 10,154	$ 204,490	$ 209,374	$ 212,915	$ 231,554	
41				Maintenance of Compressor Station Equipment	864	$ 813,736	$ 32,210	$ 845,946	$ 869,654	$ 884,200	$ 947,579	
42				Maintenance of Measuring and Regulating Station Equipment	865	$ 261,868	$ 11,539	$ 273,408	$ 280,130	$ 284,859	$ 309,028	
43				Maintenance of Communication Equipment	866	$ -	$ -	$ -	$ -	$ -	$ -	
44				Maintenance of Other Equipment	867	$ -	$ -	$ -	$ -	$ -	$ -	
45												
46				**Total Transmission O&M**		**$ (24,551,432)**	**$ 30,556,629**	**$ 6,005,197**	**$ 7,127,518**	**$ 6,847,355**	**$ 7,819,044**	**$ -**

NMGC Exhibit ECB-5
Page 3 of 596

Sponsored by NMGC Witness Erik C. Buchanan

WP OM COS Inputs

NEW MEXICO GAS COMPANY, INC.

Operations and Maintenance Cost of Service Inputs
Base Period - 12 Months Ending March 31, 2023
Future Test Year - 12 Months Ending September 30, 2025

	A	B	C	D	E	M	N	O	P	Q	R	S	T	U
1	O&M					Adjusted Future Test Year Ending 9/30/2025		Adjusted Base and Test Periods Variance	Test Period to Adjusted Base Period Variance - %		Intervenor Manual Adjustments (2)	Intervenor Net Amount		Rule 630 Schedule or Workpaper Ref.
2						M = K + L		O = M - H	P = O / H			S = M + R		
3	**Fuel Related Expenses**													
4														
5				Natural Gas Wellhead Purchases	800	$ -		$ -	0%			$ -		WP 2 OM 630 Sched H1 OM Summary
6				Natural Gas Field Line Purchases	801	$ -		$ -	0%			$ -		WP 2 OM 630 Sched H1 OM Summary
7				Natural Gas Gasoline Plant Outlet Purchases	802	$ -		$ -	0%			$ -		WP 2 OM 630 Sched H1 OM Summary
8				Natural Gas Transmission Line Purchases	803	$ -		$ -	0%			$ -		WP 2 OM 630 Sched H1 OM Summary
9				Natural Gas City Gate Purchases	804	$ -		$ -	0%			$ -		WP 2 OM 630 Sched H1 OM Summary
10				Other Gas Purchases	805.1	$ -		$ -	0%			$ -		WP 2 OM 630 Sched H1 OM Summary
11				Exchange Gas	806	$ -		$ -	0%			$ -		WP 2 OM 630 Sched H1 OM Summary
12				Gas Withdrawn From Storage - Debit	808.1	$ -		$ -	0%			$ -		WP 2 OM 630 Sched H1 OM Summary
13				Gas Delivered to Storage - Credit	808.2	$ -		$ -	0%			$ -		WP 2 OM 630 Sched H1 OM Summary
14				Gas Used for Compressor Station Fuel	810	$ -		$ -	0%			$ -		WP 2 OM 630 Sched H1 OM Summary
15				Gas Used For Products Extraction	811	$ -		$ -	0%			$ -		WP 2 OM 630 Sched H1 OM Summary
16				Gas Used For Other Utility Operations	812	$ -		$ -	0%			$ -		WP 2 OM 630 Sched H1 OM Summary
17				Other Gas Supply Expenses	813	$ 1,608,585		$ 195,228	14%			$ 1,608,585		WP 2 OM 630 Sched H1 OM Summary
18				Rents - Underground Storage	826	$ -		$ -	0%			$ -		WP 2 OM 630 Sched H1 OM Summary
19														
20			**Total Fuel Related Expenses**			**$ 1,608,585**		**$ 195,228**	**14%**		**$ -**	**$ 1,608,585**		Sum of Rows 4 through 19
21														
22														
23	**O&M - Non-Fuel**													
24														
25	**Transmission O&M**													
26														
27				Operation Supervision and Engineering	850	$ 879,327		$ 100,428	13%			$ 879,327		WP 2 OM 630 Sched H1 OM Summary
28				System Control and Load Dispatching	851	$ 1,656,724		$ 217,553	15%			$ 1,656,724		WP 2 OM 630 Sched H1 OM Summary
29				Communication System Expenses	852	$ -		$ -	0%			$ -		WP 2 OM 630 Sched H1 OM Summary
30				Compressor Station Labor and Expenses	853	$ 138,122		$ 17,593	15%			$ 138,122		WP 2 OM 630 Sched H1 OM Summary
31				Gas for Compressor Station Fuel	854	$ -		$ -	0%			$ -		WP 2 OM 630 Sched H1 OM Summary
32				Other Fuel and Power for Compressor Stations	855	$ -		$ -	0%			$ -		WP 2 OM 630 Sched H1 OM Summary
33				Mains Expenses	856	$ 2,886,411		$ 1,238,981	75%			$ 2,886,411		WP 2 OM 630 Sched H1 OM Summary
34				Measuring and Regulating Station Expenses	857	$ 189,337		$ 15,914	9%			$ 189,337		WP 2 OM 630 Sched H1 OM Summary
35				Transmission and Compression of Gas by Others	858	$ -		$ -	0%			$ -		WP 2 OM 630 Sched H1 OM Summary
36				Other Expenses	859	$ 340,411		$ 39,845	13%			$ 340,411		WP 2 OM 630 Sched H1 OM Summary
37				Rents	860	$ 240,551		$ 19,215	9%			$ 240,551		WP 2 OM 630 Sched H1 OM Summary
38				Maintenance Supervision and Engineering	861	$ -		$ -	0%			$ -		WP 2 OM 630 Sched H1 OM Summary
39				Maintenance of Structures and Improvements	862	$ -		$ -	0%			$ -		WP 2 OM 630 Sched H1 OM Summary
40				Maintenance of Mains	863	$ 231,554		$ 27,065	13%			$ 231,554		WP 2 OM 630 Sched H1 OM Summary
41				Maintenance of Compressor Station Equipment	864	$ 947,579		$ 101,633	12%			$ 947,579		WP 2 OM 630 Sched H1 OM Summary
42				Maintenance of Measuring and Regulating Station Equipment	865	$ 309,028		$ 35,620	13%			$ 309,028		WP 2 OM 630 Sched H1 OM Summary
43				Maintenance of Communication Equipment	866	$ -		$ -	0%			$ -		WP 2 OM 630 Sched H1 OM Summary
44				Maintenance of Other Equipment	867	$ -		$ -	0%			$ -		WP 2 OM 630 Sched H1 OM Summary
45														
46			**Total Transmission O&M**			**$ 7,819,044**		**$ 1,813,847**	**30%**		**$ -**	**$ 7,819,044**		Sum of Rows 26 through 45

NMGC Exhibit ECB-5
Page 4 of 596

NEW MEXICO GAS COMPANY, INC.

Operations and Maintenance Cost of Service Inputs
Base Period - 12 Months Ending March 31, 2023
Future Test Year - 12 Months Ending September 30, 2025

	A	B	C	D	E	F	G	H	I	J	K	L
1	O&M					Total Company Unadjusted Base Period Ending 3/31/2023	Base Period Adjustments	Total Company Adjusted Base Period	Linkage 1 Ending 3/31/2024	Linkage 2 Ending 9/30/2024	Future Test Year Ending 9/30/2025	Test Year Adjustments (1)
2								H = F + G				
47												
48	**Distribution O&M**											
49												
50				Operation Supervision and Engineering	870	$ 4,037,807	$ 327,200	$ 4,365,007	$ 4,453,267	$ 4,529,311	$ 4,989,949	
51				Distribution Load Dispatching	871	$ -	$ -	$ -	$ -	$ -	$ -	
52				Compressor Station Labor and Expenses	872	$ -	$ -	$ -	$ -	$ -	$ -	
53				Compressor Station Fuel and Power	873	$ -	$ -	$ -	$ -	$ -	$ -	
54				Mains and Services Expenses	874	$ 3,076,413	$ 182,939	$ 3,259,352	$ 3,331,091	$ 3,387,704	$ 3,708,777	
55				Measuring and Regulating Station Expenses	875	$ 1,294,671	$ 61,062	$ 1,355,733	$ 1,392,071	$ 1,415,431	$ 1,523,500	
56				Measuring and Regulating Station Expenses	876	$ -	$ -	$ -	$ -	$ -	$ -	
57				Measuring and Regulating Station Expenses	877	$ -	$ -	$ -	$ -	$ -	$ -	
58				Meter and House Regulator Expenses	878	$ 8,976,935	$ 568,630	$ 9,545,565	$ 9,719,142	$ 9,886,000	$ 10,969,547	
59				Meter and House Regulator Capitalized	878.4	$ -	$ -	$ -	$ -	$ -	$ -	
60				Customer Installations Expenses	879	$ 316,738	$ 23,195	$ 339,932	$ 346,993	$ 352,909	$ 388,049	
61				Other Expenses	880	$ 4,351,992	$ 277,171	$ 4,629,163	$ 4,746,568	$ 4,826,525	$ 5,221,692	
62				Rents	881	$ 2,651,247	$ -	$ 2,651,247	$ 2,696,880	$ 2,731,251	$ 2,763,713	
63				Maintenance Supervision and Engineering	885	$ -	$ -	$ -	$ -	$ -	$ -	
64				Maintenance of Structures and Improvements	886	$ -	$ -	$ -	$ -	$ -	$ -	
65				Maintenance of Mains	887	$ 2,601,835	$ 132,924	$ 2,734,758	$ 2,801,777	$ 2,849,081	$ 3,091,710	
66				Maintenance of Compressor Station Equipment	888	$ -	$ -	$ -	$ -	$ -	$ -	
67				Maintenance of Measuring and Regulating Station Equipment	889	$ 1,942,871	$ 81,852	$ 2,024,723	$ 2,074,586	$ 2,109,601	$ 2,288,277	
68				Maintenance of Measuring and Regulating Station Equipment	890	$ -	$ -	$ -	$ -	$ -	$ -	
69				Maintenance of Measuring and Regulating Station Equipment	891	$ -	$ -	$ -	$ -	$ -	$ -	
70				Maintenance of Services	892	$ 2,146,031	$ 108,870	$ 2,254,902	$ 2,306,264	$ 2,345,380	$ 2,560,720	
71				Maintenance of Meters and House Regulators	893	$ -	$ -	$ -	$ -	$ -	$ -	
72				Maintenance of Other Equipment	894	$ -	$ -	$ -	$ -	$ -	$ -	
73												
74			**Total Distribution O&M**			**$ 31,396,539**	**$ 1,763,843**	**$ 33,160,381**	**$ 33,868,638**	**$ 34,433,194**	**$ 37,505,932**	**$ -**
75												
76	**Customer Related O&M**											
77												
78				Supervision	901	$ -	$ -	$ -	$ -	$ -	$ -	
79				Meter Reading Expenses	902	$ 1,232,987	$ 81,577	$ 1,314,564	$ 1,342,154	$ 1,365,026	$ 1,499,792	
80				Customer Records and Collection Expenses	903	$ 13,162,999	$ 804,452	$ 13,967,451	$ 14,330,449	$ 14,571,448	$ 15,729,442	
81				Uncollectible Accounts	904	$ 3,050,627	$ (1,813,988)	$ 1,236,639	$ 1,285,265	$ 1,306,126	$ 1,343,996	
82				Misc. Customer Accounts Expenses	905	$ -	$ -	$ -	$ -	$ -	$ -	
83				Supervision	907	$ -	$ -	$ -	$ -	$ -	$ -	
84				Customer Assistance Expenses	908	$ -	$ -	$ -	$ -	$ -	$ -	
85				Informational & Instructional Advertising Exp	909	$ -	$ -	$ -	$ -	$ -	$ -	
86				Misc. Customer Service & Informational Exp	910	$ -	$ -	$ -	$ -	$ -	$ -	
87				Supervision	911	$ -	$ -	$ -	$ -	$ -	$ -	
88				Demonstrating and Selling Expenses	912	$ 340,182	$ 28,820	$ 369,002	$ 375,992	$ 382,434	$ 423,221	
89				Advertising Expenses	913	$ -	$ -	$ -	$ -	$ -	$ -	
90				Misc. Sales Expenses	916	$ 445,218	$ 46,906	$ 492,124	$ 501,953	$ 510,530	$ 562,941	
91												
92												
93			**Total Customer Related O&M**			**$ 18,232,014**	**$ (852,234)**	**$ 17,379,780**	**$ 17,835,814**	**$ 18,135,564**	**$ 19,559,391**	**$ -**

NMGC Exhibit ECB-5
Page 5 of 596

NEW MEXICO GAS COMPANY, INC.

Operations and Maintenance Cost of Service Inputs
Base Period - 12 Months Ending March 31, 2023
Future Test Year - 12 Months Ending September 30, 2025

	A	B	C	D	E	M	N	O	P	Q	R	S	T	U
1	O&M					Adjusted Future Test Year Ending 9/30/2025		Adjusted Base and Test Periods Variance	Test Period to Adjusted Base Period Variance - %		Intervenor Manual Adjustments (2)	Intervenor Net Amount		Rule 630 Schedule or Workpaper Ref.
2						M = K + L		O = M - H	P = O / H			S = M + R		
47														
48	Distribution O&M													
49														
50				Operation Supervision and Engineering	870	$ 4,989,949		$ 624,941	14%			$ 4,989,949		WP 2 OM 630 Sched H1 OM Summary
51				Distribution Load Dispatching	871	$ -		$ -	0%			$ -		WP 2 OM 630 Sched H1 OM Summary
52				Compressor Station Labor and Expenses	872	$ -		$ -	0%			$ -		WP 2 OM 630 Sched H1 OM Summary
53				Compressor Station Fuel and Power	873	$ -		$ -	0%			$ -		WP 2 OM 630 Sched H1 OM Summary
54				Mains and Services Expenses	874	$ 3,708,777		$ 449,425	14%			$ 3,708,777		WP 2 OM 630 Sched H1 OM Summary
55				Measuring and Regulating Station Expenses	875	$ 1,523,500		$ 167,767	12%			$ 1,523,500		WP 2 OM 630 Sched H1 OM Summary
56				Measuring and Regulating Station Expenses	876	$ -		$ -	0%			$ -		WP 2 OM 630 Sched H1 OM Summary
57				Measuring and Regulating Station Expenses	877	$ -		$ -	0%			$ -		WP 2 OM 630 Sched H1 OM Summary
58				Meter and House Regulator Expenses	878	$ 10,969,547		$ 1,423,982	15%			$ 10,969,547		WP 2 OM 630 Sched H1 OM Summary
59				Meter and House Regulator Capitalized	878.4	$ -		$ -	0%			$ -		WP 2 OM 630 Sched H1 OM Summary
60				Customer Installations Expenses	879	$ 388,049		$ 48,117	14%			$ 388,049		WP 2 OM 630 Sched H1 OM Summary
61				Other Expenses	880	$ 5,221,692		$ 592,529	13%			$ 5,221,692		WP 2 OM 630 Sched H1 OM Summary
62				Rents	881	$ 2,763,713		$ 112,467	4%			$ 2,763,713		WP 2 OM 630 Sched H1 OM Summary
63				Maintenance Supervision and Engineering	885	$ -		$ -	0%			$ -		WP 2 OM 630 Sched H1 OM Summary
64				Maintenance of Structures and Improvements	886	$ -		$ -	0%			$ -		WP 2 OM 630 Sched H1 OM Summary
65				Maintenance of Mains	887	$ 3,091,710		$ 356,951	13%			$ 3,091,710		WP 2 OM 630 Sched H1 OM Summary
66				Maintenance of Compressor Station Equipment	888	$ -		$ -	0%			$ -		WP 2 OM 630 Sched H1 OM Summary
67				Maintenance of Measuring and Regulating Station Equipment	889	$ 2,288,277		$ 263,553	13%			$ 2,288,277		WP 2 OM 630 Sched H1 OM Summary
68				Maintenance of Measuring and Regulating Station Equipment	890	$ -		$ -	0%			$ -		WP 2 OM 630 Sched H1 OM Summary
69				Maintenance of Measuring and Regulating Station Equipment	891	$ -		$ -	0%			$ -		WP 2 OM 630 Sched H1 OM Summary
70				Maintenance of Services	892	$ 2,560,720		$ 305,818	14%			$ 2,560,720		WP 2 OM 630 Sched H1 OM Summary
71				Maintenance of Meters and House Regulators	893	$ -		$ -	0%			$ -		WP 2 OM 630 Sched H1 OM Summary
72				Maintenance of Other Equipment	894	$ -		$ -	0%			$ -		WP 2 OM 630 Sched H1 OM Summary
73														
74				**Total Distribution O&M**		**$ 37,505,932**		**$ 4,345,551**	**13%**		**$ -**	**$ 37,505,932**		Sum of Rows 49 through 73
75														
76	Customer Related O&M													
77														
78				Supervision	901	$ -		$ -	0%			$ -		WP 2 OM 630 Sched H1 OM Summary
79				Meter Reading Expenses	902	$ 1,499,792		$ 185,228	14%			$ 1,499,792		WP 2 OM 630 Sched H1 OM Summary
80				Customer Records and Collection Expenses	903	$ 15,729,442		$ 1,761,990	13%			$ 15,729,442		WP 2 OM 630 Sched H1 OM Summary
81				Uncollectible Accounts	904	$ 1,343,996		$ 107,357	9%			$ 1,343,996		WP 2 OM 630 Sched H1 OM Summary
82				Misc. Customer Accounts Expenses	905	$ -		$ -	0%			$ -		WP 2 OM 630 Sched H1 OM Summary
83				Supervision	907	$ -		$ -	0%			$ -		WP 2 OM 630 Sched H1 OM Summary
84				Customer Assistance Expenses	908	$ -		$ -	0%			$ -		WP 2 OM 630 Sched H1 OM Summary
85				Informational & Instructional Advertising Exp	909	$ -		$ -	0%			$ -		WP 2 OM 630 Sched H1 OM Summary
86				Misc. Customer Service & Informational Exp	910	$ -		$ -	0%			$ -		WP 2 OM 630 Sched H1 OM Summary
87				Supervision	911	$ -		$ -	0%			$ -		WP 2 OM 630 Sched H1 OM Summary
88				Demonstrating and Selling Expenses	912	$ 423,221		$ 54,220	15%			$ 423,221		WP 2 OM 630 Sched H1 OM Summary
89				Advertising Expenses	913	$ -		$ -	0%			$ -		WP 2 OM 630 Sched H1 OM Summary
90				Misc. Sales Expenses	916	$ 562,941		$ 70,817	14%			$ 562,941		WP 2 OM 630 Sched H1 OM Summary
91														
92														
93				**Total Customer Related O&M**		**$ 19,559,391**		**$ 2,179,611**	**13%**		**$ -**	**$ 19,559,391**		Sum of Rows 77 through 92

NEW MEXICO GAS COMPANY, INC.

Operations and Maintenance Cost of Service Inputs
Base Period - 12 Months Ending March 31, 2023
Future Test Year - 12 Months Ending September 30, 2025

	A	B	C	D	E	F	G	H	I	J	K	L
1	O&M					Total Company Unadjusted Base Period Ending 3/31/2023	Base Period Adjustments	Total Company Adjusted Base Period	Linkage 1 Ending 3/31/2024	Linkage 2 Ending 9/30/2024	Future Test Year Ending 9/30/2025	Test Year Adjustments (1)
2								H = F + G				
94												
95	**Administrative and General (A&G) Expense**											
96												
97				Administrative & General Salaries	920	$ 16,121,230	$ (626,612)	$ 15,494,618	$ 16,078,673	$ 16,355,281	$ 18,197,592	
98				Administrative & General Salaries-Litigation	920.1	$ -	$ -	$ -	$ -	$ -	$ -	
99				Office Supplies and Expenses	921	$ 1,285,181	$ (19,575)	$ 1,265,606	$ 1,315,372	$ 1,336,720	$ 1,375,477	
100				Administrative Expenses Transferred--Credit	922	$ (12,392,863)	$ 1,209,701	$ (11,183,161)	$ (11,622,898)	$ (11,811,541)	$ (12,154,006)	
101				Outside Services Employed	923	$ 2,495,642	$ -	$ 2,495,642	$ 2,708,710	$ 2,808,297	$ 3,195,737	
102				Outside Services Employed - Litigation	923.1	$ -	$ -	$ -	$ -	$ -	$ -	
103				Property Insurance	924	$ 361,068	$ 2,494	$ 363,562	$ 412,826	$ 429,567	$ 464,677	
104				Injuries and Damages	925	$ 3,831,092	$ 545,415	$ 4,376,507	$ 4,455,114	$ 4,674,765	$ 5,044,246	
105				Employee Pensions and Benefits	926	$ 13,901,156	$ (2,720,997)	$ 11,180,159	$ 10,723,641	$ 11,232,100	$ 13,059,773	
106				Franchise Requirements	927	$ -	$ -	$ -	$ -	$ -	$ -	
107				Regulatory Commission Expenses	928	$ 1,060,567	$ (1,060,567)	$ -	$ -	$ -	$ -	
108				Duplicate Charges--Credit	929	$ -	$ -	$ -	$ -	$ -	$ -	
109				General Advertising/Misc. General Expenses	930.1	$ 15,734	$ -	$ 15,734	$ 16,352	$ 16,618	$ 17,099	
110				General Advertising/Misc. General Expenses	930.2	$ 17,107,668	$ 22,116	$ 17,129,784	$ 17,489,963	$ 18,064,679	$ 18,742,212	
111				Rents	931	$ 635,879	$ -	$ 635,879	$ 660,882	$ 671,609	$ 691,081	
112				Maintenance of General Plant	932	$ -	$ -	$ -	$ -	$ -	$ -	
113												
114				**Total A&G Expense**		**$ 44,422,354**	**$ (2,648,025)**	**$ 41,774,329**	**$ 42,238,636**	**$ 43,778,096**	**$ 48,633,889**	**$ -**
115												
116				**Total Operations and Maintenance Expense**		**$ 482,269,293**	**$ (382,536,249)**	**$ 99,733,044**	**$ 102,514,954**	**$ 104,663,109**	**$ 115,126,841**	**$ -**
117												
118												
119		**Notes:**										
120		(1) No adjustments were made to Operations and Maintenance expenses in the Future Test Year. Parties should make changes in column R.										
121		(2) Parties should not change the shaded light blue cells in Fuel-related Expenses because it is not a function of the Cost of Service Revenue Requirement and the Intervenor-adjustment total will not function properly.										

NMGC Exhibit ECB-5
Page 7 of 596

NEW MEXICO GAS COMPANY, INC.

Operations and Maintenance Cost of Service Inputs
Base Period - 12 Months Ending March 31, 2023
Future Test Year - 12 Months Ending September 30, 2025

	A	B	C	D	E	M	N	O	P	Q	R	S	T	U
1	O&M					Adjusted Future Test Year Ending 9/30/2025		Adjusted Base and Test Periods Variance	Test Period to Adjusted Base Period Variance - %		Intervenor Manual Adjustments (2)	Intervenor Net Amount		Rule 630 Schedule or Workpaper Ref.
2						M = K + L		O = M - H	P = O / H			S = M + R		
94														
95	Administrative and General (A&G) Expense													
96														
97		Administrative & General Salaries			920	$ 18,197,592		$ 2,702,974	17%			$ 18,197,592		WP 2 OM 630 Sched H1 OM Summary
98		Administrative & General Salaries-Litigation			920.1	$ -		$ -	0%			$ -		WP 2 OM 630 Sched H1 OM Summary
99		Office Supplies and Expenses			921	$ 1,375,477		$ 109,871	9%			$ 1,375,477		WP 2 OM 630 Sched H1 OM Summary
100		Administrative Expenses Transferred--Credit			922	$ (12,154,006)		$ (970,845)	9%			$ (12,154,006)		WP 2 OM 630 Sched H1 OM Summary
101		Outside Services Employed			923	$ 3,195,737		$ 700,095	28%			$ 3,195,737		WP 2 OM 630 Sched H1 OM Summary
102		Outside Services Employed - Litigation			923.1	$ -		$ -	0%			$ -		WP 2 OM 630 Sched H1 OM Summary
103		Property Insurance			924	$ 464,677		$ 101,114	28%			$ 464,677		WP 2 OM 630 Sched H1 OM Summary
104		Injuries and Damages			925	$ 5,044,246		$ 667,739	15%			$ 5,044,246		WP 2 OM 630 Sched H1 OM Summary
105		Employee Pensions and Benefits			926	$ 13,059,773		$ 1,879,614	17%			$ 13,059,773		WP 2 OM 630 Sched H1 OM Summary
106		Franchise Requirements			927	$ -		$ -	0%			$ -		WP 2 OM 630 Sched H1 OM Summary
107		Regulatory Commission Expenses			928	$ -		$ -	0%			$ -		WP 2 OM 630 Sched H1 OM Summary
108		Duplicate Charges--Credit			929	$ -		$ -	0%			$ -		WP 2 OM 630 Sched H1 OM Summary
109		General Advertising/Misc. General Expenses			930.1	$ 17,099		$ 1,366	9%			$ 17,099		WP 2 OM 630 Sched H1 OM Summary
110		General Advertising/Misc. General Expenses			930.2	$ 18,742,212		$ 1,612,428	9%			$ 18,742,212		WP 2 OM 630 Sched H1 OM Summary
111		Rents			931	$ 691,081		$ 55,203	9%			$ 691,081		WP 2 OM 630 Sched H1 OM Summary
112		Maintenance of General Plant			932	$ -		$ -	0%			$ -		WP 2 OM 630 Sched H1 OM Summary
113														
114				**Total A&G Expense**		**$ 48,633,889**		**$ 6,859,559**	**16%**		**$ -**	**$ 48,633,889**		Sum of Rows 96 through 113
115														
116				**Total Operations and Maintenance Expense**		**$ 115,126,841**		**$ 15,393,797**	**15%**		**$ -**	**$ 115,126,841**		Sum of Rows 20, 46, 74, 93, 114
117														
118														
119		**Notes:**												
120		(1) No adjustments were made to Operations and Maintenance expenses in the Future Test Year. Parties should make changes in column R.												
121		(2) Parties should not change the shaded light blue cells in Fuel-related Expenses because it is not a function of the Cost of Service Revenue Requirement and the Intervenor-adjustment total will not function properly.												

NMGC Exhibit ECB-5
Page 8 of 596

NEW MEXICO GAS COMPANY, INC.

Summary, General Taxes
Base Period - 12 Months Ending March 31, 2023
Future Test Year - 12 Months Ending September 30, 2025

	A	B	C	D	E	F	G	H	I	J	K	L
1		**General Taxes**	**FERC**	**Total Company Unadjusted Base Period Ending 3/31/2023**	**Base Period Adjustments**	**Total Company Adjusted Base Period**	**Linkage 1 Ending 3/31/2024**	**Linkage 2 Ending 9/30/2024**	**Future Test Year Ending 9/30/2025**	**Test Year Adjustments (1)**	**Adjusted Future Test Year Ending 9/30/2025**	
2		**Property Taxes**				F = D + E					K = I + J	
3												
4		Transmission Property Taxes										
5												
6		New Mexico Property Taxes	408	$ 2,541,439	$ (24,099)	$ 2,517,340	$ 3,548,726	$ 3,687,481	$ 3,992,666		$ 3,992,666	
7		Native American Possessory Interest Taxes	408	$ 1,184,820	$ 55,814	$ 1,240,634	$ 907,923	$ 943,423	$ 1,021,503		$ 1,021,503	
8												
9		**Total Transmission Property Taxes**		**$ 3,726,259**	**$ 31,715**	**$ 3,757,974**	**$ 4,456,649**	**$ 4,630,904**	**$ 5,014,168**	**$ -**	**$ 5,014,168**	
10												
11		Distribution Property Taxes										
12												
13		New Mexico Property Taxes	408	$ 3,541,579	$ (33,583)	$ 3,507,996	$ 4,911,153	$ 5,175,640	$ 5,646,475		$ 5,646,475	
14		Native American Possessory Interest Taxes	408	$ 1,651,086	$ 77,779	$ 1,728,865	$ 1,256,493	$ 1,324,161	$ 1,444,622		$ 1,444,622	
15												
16		**Total Distribution Property Taxes**		**$ 5,192,665**	**$ 44,196**	**$ 5,236,861**	**$ 6,167,646**	**$ 6,499,801**	**$ 7,091,097**	**$ -**	**$ 7,091,097**	
17												
18		General Property Taxes										
19												
20		New Mexico Property Taxes	408	$ 863,665	$ (8,190)	$ 855,475	$ 660,702	$ 703,487	$ 773,112		$ 773,112	
21		Native American Possessory Interest Taxes	408	$ 402,641	$ 18,968	$ 421,608	$ 169,037	$ 179,984	$ 197,797		$ 197,797	
22												
23		**Total General Property Taxes**		**$ 1,266,306**	**$ 10,778**	**$ 1,277,084**	**$ 829,739**	**$ 883,471**	**$ 970,908**	**$ -**	**$ 970,908**	
24												
25		**Total Property Taxes**		**$ 10,185,230**	**$ 86,689**	**$ 10,271,919**	**$ 11,454,034**	**$ 12,014,176**	**$ 13,076,174**	**$ -**	**$ 13,076,174**	
26												
27												
28		**Payroll Taxes**										
29												
30		**Total Payroll Taxes**		**$ 4,377,755**	**$ (369,650)**	**$ 4,008,104**	**$ 4,047,335**	**$ 4,116,945**	**$ 4,579,139**	**$ -**	**$ 4,579,139**	
31												
32		**Other Taxes**										
33												
34		Native American Possessory Interest Taxes - Taxes Distribution and Transmission (2)	408	$ 3,238,546	$ 152,561	$ 3,391,107	$ 2,333,454	$ 2,447,568	$ 2,663,921		$ 2,663,921	
35												
36		Native American Possessory Interest Taxes - Taxes on Rights-of-Way Agreements	408	$ 34,460	$ -	$ 34,460	$ 34,460	$ 34,460	$ 34,460		$ 34,460	
37		Federal Pipeline Taxes	408	$ 582,688	$ 8,017	$ 590,704	$ 597,301	$ 601,962	$ 609,351		$ 609,351	

Sponsored by NMGC Witness Erik C. Buchanan

WP Gen Tax COS Inputs

NMGC Exhibit ECB-5
Page 9 of 596

NEW MEXICO GAS COMPANY, INC.

Summary, General Taxes
Base Period - 12 Months Ending March 31, 2023
Future Test Year - 12 Months Ending September 30, 2025

	A	B	C	M	N	O	P	Q	R	S
1		**General Taxes**	**FERC**	**Test Period to Adjusted Base Period Variance**	**Test Period to Base Period Variance %**		**Intervenor Manual Adjustments (1)**	**Intervenor Net Amount**		**Rule 630 Schedule or Workpaper Ref.**
2		**Property Taxes**		M = K - F	N = M / F			Q = P + K		
3										
4		Transmission Property Taxes								
5										
6		New Mexico Property Taxes	408	1,475,325	59%			$ 3,992,666		WP 2 GT Property Tax
7		Native American Possessory Interest Taxes	408	(219,131)	-18%			$ 1,021,503		WP 2 GT Property Tax
8										
9		**Total Transmission Property Taxes**		**1,256,194**	**33%**		**-**	**$ 5,014,168**		Sum of Rows 6 and 7
10										
11		Distribution Property Taxes								
12										
13		New Mexico Property Taxes	408	2,138,479	61%			$ 5,646,475		WP 2 GT Property Tax
14		Native American Possessory Interest Taxes	408	(284,243)	-16%			$ 1,444,622		WP 2 GT Property Tax
15										
16		**Total Distribution Property Taxes**		**1,854,236**	**35%**		**-**	**$ 7,091,097**		Sum of Rows 13 and 14
17										
18		General Property Taxes								
19										
20		New Mexico Property Taxes	408	(82,364)	-10%			$ 773,112		WP 2 GT Property Tax
21		Native American Possessory Interest Taxes	408	(223,812)	-53%			$ 197,797		WP 2 GT Property Tax
22										
23		**Total General Property Taxes**		**(306,175)**	**-24%**		**-**	**$ 970,908**		Sum of Rows 20 and 21
24										
25		**Total Property Taxes**		**2,804,255**	**27%**		**-**	**$ 13,076,174**		Sum of Rows 9, 16, 23
26										
27										
28		**Payroll Taxes**								
29										
30		**Total Payroll Taxes**		**571,035**	**14%**			**$ 4,579,139**		WP 3 GT Payroll Tax
31										
32		**Other Taxes**								
33										
34		Native American Possessory Interest Taxes - Taxes Distribution and Transmission (2)	408	(727,186)	-21%			$ 2,663,921		Sum of Rows 7, 14, and 21
35										
36		Native American Possessory Interest Taxes - Taxes on Rights-of-Way Agreements	408	-	0%			$ 34,460		630 Schedule H-8
37		Federal Pipeline Taxes	408	18,647	3%			$ 609,351		WP 4 GT Misc. Taxes

Sponsored by NMGC Witness Erik C. Buchanan

WP Gen Tax COS Inputs

NMGC Exhibit ECB-5
Page 10 of 596

NEW MEXICO GAS COMPANY, INC.

Summary, General Taxes
Base Period - 12 Months Ending March 31, 2023
Future Test Year - 12 Months Ending September 30, 2025

	A	B	C	D	E	F	G	H	I	J	K	L
1		**General Taxes**	**FERC**	**Total Company Unadjusted Base Period Ending 3/31/2023**	**Base Period Adjustments**	**Total Company Adjusted Base Period**	**Linkage 1 Ending 3/31/2024**	**Linkage 2 Ending 9/30/2024**	**Future Test Year Ending 9/30/2025**	**Test Year Adjustments (1)**	**Adjusted Future Test Year Ending 9/30/2025**	
2		**Property Taxes**				F = D + E					K = I + J	
38		Federal Excise Taxes	408	$ 9,382	$ -	$ 9,382	$ 9,486	$ 9,560	$ 9,678		$ 9,678	
39		Other General Taxes	408	$ 22,753	$ (22,753)	$ -	$ -	$ -	$ -		$ -	
40		Regulatory Commission Fees (I&S)	408	$ 2,175,143	$ (2,175,143)	$ -	$ -	$ -	$ -		$ -	
41		**Total Other Taxes**		**$ 2,824,425**	**$ (2,189,879)**	**$ 634,546**	**$ 641,247**	**$ 645,982**	**$ 653,489**	**$ -**	**$ 653,489**	
42												
43		**Total General Taxes**		**$ 17,387,410**	**$ (2,472,841)**	**$ 14,914,569**	**$ 16,142,615**	**$ 16,777,103**	**$ 18,308,802**	**$ -**	**$ 18,308,802**	
44												
45												
46		**Notes:**										
47		(1) Parties should not change the shaded light blue cells because the Intervenor-adjustment total will not function properly. For Native American Possessory Interest Taxes, please make adjustments in cell P34.										
48		(2) Sum of rows 7, 14, 21. put here for completeness of "other taxes".										

NMGC Exhibit ECB-5
Page 11 of 596

Sponsored by NMGC Witness Erik C. Buchanan

WP Gen Tax COS Inputs

NEW MEXICO GAS COMPANY, INC.

Summary, General Taxes
Base Period - 12 Months Ending March 31, 2023
Future Test Year - 12 Months Ending September 30, 2025

	A	B	C	M	N	O	P	Q	R	S
1		**General Taxes**	**FERC**	**Test Period to Adjusted Base Period Variance**	**Test Period to Base Period Variance %**		**Intervenor Manual Adjustments (1)**	**Intervenor Net Amount**		**Rule 630 Schedule or Workpaper Ref.**
2		**Property Taxes**		M = K - F	N = M / F			Q = P + K		
38		Federal Excise Taxes	408	296	3%			$ 9,678		WP 4 GT Misc. Taxes
39		Other General Taxes	408	-				$ -		WP 4 GT Misc. Taxes
40		Regulatory Commission Fees (I&S)	408	-				$ -		WP 4 GT Misc. Taxes
41		**Total Other Taxes**		**18,943**	**3%**		**-**	**$ 653,489**		Sum of Rows 36 through 40
42										
43		**Total General Taxes**		**3,394,233**	**23%**		**-**	**$ 18,308,802**		Sum of Rows 25, 30, 41
44										
45										
46		**Notes:**								
47		(1) Parties should not change the shaded light blue cells because the Intervenor-adjustment total will not function properly. For Native American Possessory Interest Taxes, please make adjustments in cell P34.								
48		(2) Sum of rows 7, 14, 21. put here for completeness of "other taxes".								

NMGC Exhibit ECB-5
Page 12 of 596

NEW MEXICO GAS COMPANY, INC.

Inputs - Operations and Maintenance, General Taxes
Base Period - 12 Months Ending March 31, 2023
Future Test Year - 12 Months Ending September 30, 2025

	B	C	D	E	F
2	**Tab Name**	**Description (1)**			**%**
3					
4	**WP 2 OM 630 Sched H1 OM Summary**				
5		Linkage 1 Escalation Ending 3/31/2024 For Non-Separately Forecasted O&M Items	1.0393		3.93%
6		Linkage 2 Escalation Ending 9/30/2024 For Non-Separately Forecasted O&M Items	1.0162		1.62%
7		Future Test Year Escalation Ending 9/30/2025 For Non-Separately Forecased O&M Items	1.0290		2.90%
8					
9	**WP OM 5 630 Schedule H4 Labor, WP OM 6 Incentive Comp & WP OM 7 401K (2)**				
10		Base Period Merit Annualization Adjustment	1.0550		5.50%
11		Merit Adjustment Effective 1/1/2024 - Linkage Period 1	1.0175		1.75%
12		Merit Adjustment Effective 1/1/2024 - Linkage Period 2	1.0172		1.72%
13		Merit Adjustment Effective 1/1/2025 - Future Test Year	1.1123		11.23%
14					
15		Vacancy Positions Requested	49		49
16		Average Pay O&M	$55,007		$55,007
17					
18		Overtime Rate	$32.60		$32.60
19		Overtime Hours Reduction	29,863		29,863
20					
21		Base Period Vacancy Salary Adjustment	$2,695,353		$2,695,353
22		Base Period Overtime Adjustment	($973,493)		($973,493)
23		Base Period Vacancy Normalization Net O&M Impact	$1,721,860		$1,721,860
24					
25	**WP GT 4 Misc. Taxes**				
26		Annual Escalation Factor	1.0134		1.34%
27					
28	**WP GT 3 Payroll Tax**				
29		Composite Payroll Tax Rate (3)	7.20%		7.20%
30					
31	**WP GT 2 Property Tax**				
32		New Mexico Composite Property Tax Rate	3.50%		3.50%
33		Native American Possessory Interest Tax Rate	5.67%		5.67%
34					
35	**Notes:**				
36	(1) Some of these data points are hard-coded and non-fully-functional. Please submit a data request if parties would like to see support.				
37	(2) Changes to H4 Labor escalators will also be reflected in Incentive Compensation, and 401K expenses.				
38	(3) 630 Schedule H-8.4 Payroll Rate.				

NMGC Exhibit ECB-5
Page 13 of 596

NEW MEXICO GAS COMPANY, INC.

Operation and Maintenance Summary
Base Period - 12 Months Ending March 31, 2023
Future Test Year - 12 Months Ending September 30, 2025

	A	B	C	P	Q	R	S	T	U
2		Rule 630 Schedule or Workpaper Reference:		Sum of Columns D through O	WP OM 3 Column U	Column P + Column Q	WP OM-4 Separately Forecast, Column O	Column R + Column S	Column T * WP 1 Inputs OM - Gen Tax, Line 5
3	Description	Account Name	FERC Acct	Total Company Unadjusted Base Period Ending 3/31/2023	Base Period Adjustments	Adjusted Base Period	Removal of Separately Forecasted Items (To be added back Later)	Remaining Base Period O&M to be Escalated	Escalated Linkage 1 - Results of Pure Escalation of 3.93%
4									
5	**Other Gas Supply Operations:**								
6	A_6300100-Cost of Natural Gas	Natural Gas Gasoline Plant Outlet Purchases	802	$ 226,880,279	$ (226,880,279)	$ -	$ -	$ -	$ -
7	A_6300100-Cost of Natural Gas	Natural Gas Transmission Line Purchases	803	$ 114,033,223	$ (114,033,223)	$ -	$ -	$ -	$ -
8	A_6100080-Consultants-Other	Natural Gas Transmission Line Purchases	803	$ 307,558	$ (307,558)	$ -	$ -	$ -	$ -
9	A_6100190-Software Maintenance	Natural Gas Transmission Line Purchases	803	$ -	$ -	$ -	$ -	$ -	$ -
10	A_6790230-Postage Ship Courier	Natural Gas Transmission Line Purchases	803	$ 64	$ (64)	$ -	$ -	$ -	$ -
11	A_6300100-Cost of Natural Gas	Natural Gas City Gate Purchases	804	$ 3,498,867	$ (3,498,867)	$ -	$ -	$ -	$ -
12	A_6400100-M&S OS Purchases	Natural Gas City Gate Purchases	804	$ 16	$ (16)	$ -	$ -	$ -	$ -
13	A_6790321-Stores Allocation	Natural Gas City Gate Purchases	804	$ 1	$ (1)	$ -	$ -	$ -	$ -
14	A_6790322-Small Tools Alloc	Natural Gas City Gate Purchases	804	$ 1	$ (1)	$ -	$ -	$ -	$ -
15	A_6300000-1001/S6300000	Other Gas Purchases	805.1	$ 63,567,027	$ (63,567,027)	$ -	$ -	$ -	$ -
16	A_6300100-Cost of Natural Gas	Exchange Gas	806	$ (506,148)	$ 506,148	$ -	$ -	$ -	$ -
17	A_6300100-Cost of Natural Gas	Gas Withdrawn From Storage - Debit	808.1	$ 7,772,166	$ (7,772,166)	$ -	$ -	$ -	$ -
18	A_6300100-Cost of Natural Gas	Gas Delivered to Storage - Credit	808.2	$ (7,457,332)	$ 7,457,332	$ -	$ -	$ -	$ -
19	A_6300100-Cost of Natural Gas	Gas Used for Compressor Station Fuel	810	$ (1,425,536)	$ 1,425,536	$ -	$ -	$ -	$ -
20	A_6790800-Other Oper-Misc	Gas Used For Other Utility Operations	812	$ (18,945)	$ 18,945	$ -	$ -	$ -	$ -
21	A_6010110-Labor Exempt ST	Other Gas Supply Expenses	813	$ 810,500	$ 109,337	$ 919,837	$ (919,837)	$ -	$ -
22	A_6010130-Labor Exempt NonProd	Other Gas Supply Expenses	813	$ 97,366	$ 5,354	$ 102,720	$ (102,720)	$ -	$ -
23	A_6010910-Labor OffCycle Bonus	Other Gas Supply Expenses	813	$ 94,053	$ 5,172	$ 99,224	$ (99,224)	$ -	$ -
24	A_6010990-Labor Seconded Employees	Other Gas Supply Expenses	813	$ 4,527	$ 249	$ 4,776	$ (4,776)	$ -	$ -
25	A_6030010-EE ProfDue Subs Fees	Other Gas Supply Expenses	813	$ 55,245	$ -	$ 55,245	$ -	$ 55,245	$ 57,417
26	A_6030040-EE Meals 50% Deduct	Other Gas Supply Expenses	813	$ 1,112	$ -	$ 1,112	$ -	$ 1,112	$ 1,156
27	A_6030070-EE Training	Other Gas Supply Expenses	813	$ 1,668	$ -	$ 1,668	$ -	$ 1,668	$ 1,734
28	A_6030080-EE Travel Lodging	Other Gas Supply Expenses	813	$ 7,006	$ -	$ 7,006	$ -	$ 7,006	$ 7,281
29	A_6030091-EE Apprec and Gifts	Other Gas Supply Expenses	813	$ 511	$ -	$ 511	$ -	$ 511	$ 531
30	A_6030800-EE Miscellaneous	Other Gas Supply Expenses	813	$ 1,401	$ -	$ 1,401	$ -	$ 1,401	$ 1,456
31	A_6100070-Consultants-Mgmt	Other Gas Supply Expenses	813	$ 500	$ -	$ 500	$ -	$ 500	$ 520
32	A_6100080-Consultants-Other	Other Gas Supply Expenses	813	$ 17,779	$ -	$ 17,779	$ -	$ 17,779	$ 18,479
33	A_6400010-M&S FurnOffEquip	Other Gas Supply Expenses	813	$ 748	$ -	$ 748	$ -	$ 748	$ 777
34	A_6400020-M&S Gen Office	Other Gas Supply Expenses	813	$ 313	$ -	$ 313	$ -	$ 313	$ 325
35	A_6790800-Other Oper-Misc	Other Gas Supply Expenses	813	$ 200,516	$ -	$ 200,516	$ -	$ 200,516	$ 208,400
36	A_6300100-Cost of Natural Gas	Rents	826	$ 4,825,333	$ (4,825,333)	$ -	$ -	$ -	$ -
37	**Total Fuel Related O&M**			**$ 412,769,819**	**$ (411,356,462)**	**$ 1,413,356**	**$ (1,126,558)**	**$ 286,799**	**$ 298,076**
38									
39	**Transmission Expenses - Operation:**								
40	A_6010110-Labor Exempt ST	Operation Supervision and Engineering	850	$ 277,233	$ 37,399	$ 314,632	$ (314,632)	$ -	$ -
41	A_6010130-Labor Exempt NonProd	Operation Supervision and Engineering	850	$ 58,834	$ 3,235	$ 62,069	$ (62,069)	$ -	$ -
42	A_6010210-Labor NonExm ST	Operation Supervision and Engineering	850	$ 109,220	$ 14,734	$ 123,954	$ (123,954)	$ -	$ -
43	A_6010220-Labor NonExm OT	Operation Supervision and Engineering	850	$ 30,707	$ (4,902)	$ 25,804	$ (25,804)	$ -	$ -
44	A_6010230-Labor NonExm NonProd	Operation Supervision and Engineering	850	$ 20,448	$ 1,124	$ 21,573	$ (21,573)	$ -	$ -
45	A_6010910-Labor OffCycle Bonus	Operation Supervision and Engineering	850	$ 613	$ 34	$ 647	$ (647)	$ -	$ -
46	A_6030010-EE ProfDue Subs Fees	Operation Supervision and Engineering	850	$ 2,153	$ -	$ 2,153	$ -	$ 2,153	$ 2,238
47	A_6030040-EE Meals 50% Deduct	Operation Supervision and Engineering	850	$ 3,796	$ -	$ 3,796	$ -	$ 3,796	$ 3,945
48	A_6030060-EE Shoes Uniforms	Operation Supervision and Engineering	850	$ 2,107	$ -	$ 2,107	$ -	$ 2,107	$ 2,190
49	A_6030070-EE Training	Operation Supervision and Engineering	850	$ 7,267	$ -	$ 7,267	$ -	$ 7,267	$ 7,553
50	A_6030080-EE Travel Lodging	Operation Supervision and Engineering	850	$ 14,315	$ -	$ 14,315	$ -	$ 14,315	$ 14,877

NMGC Exhibit ECB-5
Page 14 of 596

NEW MEXICO GAS COMPANY, INC.

Operation and Maintenance Summary
Base Period - 12 Months Ending March 31, 2023
Future Test Year - 12 Months Ending September 30, 2025

	A	B	C	V	W	X	Y	Z	AA	AB
2		Rule 630 Schedule or Workpaper Reference:		WP OM-4 Separately Forecast, Column AG	Column U + Column V	Column U * WP 1 Inputs OM - Gen Tax, Line 6	WP OM 4 Separately Forecasted, Column AV	Column X + Column Y	Column X * WP 1 Inputs OM - Gen Tax, Line 7	WP OM 4 Separately Forecasted, Col BL
3	Description	Account Name	FERC Acct	Total Linkage 1 Period Separately Forecasted Items	Linkage 1 Ending 3/31/2024	Escalated Linkage 2 - Results of Pure Escalation of 1.62%	Total Linkage 2 Period Separately Forecasted Items	Linkage 2 Ending 9/30/2024	Escalated Test Year - Results of Pure Escalation of 2.90%	Total Test Period Separately Forecasted Items
4										
5	**Other Gas Supply Operations:**									
6	A_6300100-Cost of Natural Gas	Natural Gas Gasoline Plant Outlet Purchases	802	$ -	$ -	$ -	$ -	$ -	$ -	$ -
7	A_6300100-Cost of Natural Gas	Natural Gas Transmission Line Purchases	803	$ -	$ -	$ -	$ -	$ -	$ -	$ -
8	A_6100080-Consultants-Other	Natural Gas Transmission Line Purchases	803	$ -	$ -	$ -	$ -	$ -	$ -	$ -
9	A_6100190-Software Maintenance	Natural Gas Transmission Line Purchases	803	$ -	$ -	$ -	$ -	$ -	$ -	$ -
10	A_6790230-Postage Ship Courier	Natural Gas Transmission Line Purchases	803	$ -	$ -	$ -	$ -	$ -	$ -	$ -
11	A_6300100-Cost of Natural Gas	Natural Gas City Gate Purchases	804	$ -	$ -	$ -	$ -	$ -	$ -	$ -
12	A_6400100-M&S OS Purchases	Natural Gas City Gate Purchases	804	$ -	$ -	$ -	$ -	$ -	$ -	$ -
13	A_6790321-Stores Allocation	Natural Gas City Gate Purchases	804	$ -	$ -	$ -	$ -	$ -	$ -	$ -
14	A_6790322-Small Tools Alloc	Natural Gas City Gate Purchases	804	$ -	$ -	$ -	$ -	$ -	$ -	$ -
15	A_6300000-1001/S6300000	Other Gas Purchases	805.1	$ -	$ -	$ -	$ -	$ -	$ -	$ -
16	A_6300100-Cost of Natural Gas	Exchange Gas	806	$ -	$ -	$ -	$ -	$ -	$ -	$ -
17	A_6300100-Cost of Natural Gas	Gas Withdrawn From Storage - Debit	808.1	$ -	$ -	$ -	$ -	$ -	$ -	$ -
18	A_6300100-Cost of Natural Gas	Gas Delivered to Storage - Credit	808.2	$ -	$ -	$ -	$ -	$ -	$ -	$ -
19	A_6300100-Cost of Natural Gas	Gas Used for Compressor Station Fuel	810	$ -	$ -	$ -	$ -	$ -	$ -	$ -
20	A_6790800-Other Oper-Misc	Gas Used For Other Utility Operations	812	$ -	$ -	$ -	$ -	$ -	$ -	$ -
21	A_6010110-Labor Exempt ST	Other Gas Supply Expenses	813	$ 935,935	$ 935,935	$ -	$ 952,032	$ 952,032	$ -	$ 1,058,913
22	A_6010130-Labor Exempt NonProd	Other Gas Supply Expenses	813	$ 104,518	$ 104,518	$ -	$ 106,315	$ 106,315	$ -	$ 118,251
23	A_6010910-Labor OffCycle Bonus	Other Gas Supply Expenses	813	$ 100,961	$ 100,961	$ -	$ 102,697	$ 102,697	$ -	$ 114,226
24	A_6010990-Labor Seconded Employees	Other Gas Supply Expenses	813	$ 4,860	$ 4,860	$ -	$ 4,943	$ 4,943	$ -	$ 5,498
25	A_6030010-EE ProfDue Subs Fees	Other Gas Supply Expenses	813	$ -	$ 57,417	$ 58,349	$ -	$ 58,349	$ 60,041	$ -
26	A_6030040-EE Meals 50% Deduct	Other Gas Supply Expenses	813	$ -	$ 1,156	$ 1,175	$ -	$ 1,175	$ 1,209	$ -
27	A_6030070-EE Training	Other Gas Supply Expenses	813	$ -	$ 1,734	$ 1,762	$ -	$ 1,762	$ 1,813	$ -
28	A_6030080-EE Travel Lodging	Other Gas Supply Expenses	813	$ -	$ 7,281	$ 7,399	$ -	$ 7,399	$ 7,614	$ -
29	A_6030091-EE Apprec and Gifts	Other Gas Supply Expenses	813	$ -	$ 531	$ 540	$ -	$ 540	$ 556	$ -
30	A_6030800-EE Miscellaneous	Other Gas Supply Expenses	813	$ -	$ 1,456	$ 1,480	$ -	$ 1,480	$ 1,523	$ -
31	A_6100070-Consultants-Mgmt	Other Gas Supply Expenses	813	$ -	$ 520	$ 528	$ -	$ 528	$ 544	$ -
32	A_6100080-Consultants-Other	Other Gas Supply Expenses	813	$ -	$ 18,479	$ 18,778	$ -	$ 18,778	$ 19,323	$ -
33	A_6400010-M&S FurnOffEquip	Other Gas Supply Expenses	813	$ -	$ 777	$ 790	$ -	$ 790	$ 813	$ -
34	A_6400020-M&S Gen Office	Other Gas Supply Expenses	813	$ -	$ 325	$ 330	$ -	$ 330	$ 340	$ -
35	A_6790800-Other Oper-Misc	Other Gas Supply Expenses	813	$ -	$ 208,400	$ 211,782	$ -	$ 211,782	$ 217,923	$ -
36	A_6300100-Cost of Natural Gas	Rents	826	$ -	$ -	$ -	$ -	$ -	$ -	$ -
37	**Total Fuel Related O&M**			**$ 1,146,272**	**$ 1,444,348**	**$ 302,914**	**$ 1,165,987**	**$ 1,468,901**	**$ 311,696**	**$ 1,296,888**
38										
39	**Transmission Expenses - Operation:**									
40	A_6010110-Labor Exempt ST	Operation Supervision and Engineering	850	$ 320,138	$ 320,138	$ -	$ 325,644	$ 325,644	$ -	$ 362,203
41	A_6010130-Labor Exempt NonProd	Operation Supervision and Engineering	850	$ 63,155	$ 63,155	$ -	$ 64,241	$ 64,241	$ -	$ 71,454
42	A_6010210-Labor NonExm ST	Operation Supervision and Engineering	850	$ 126,123	$ 126,123	$ -	$ 128,293	$ 128,293	$ -	$ 142,696
43	A_6010220-Labor NonExm OT	Operation Supervision and Engineering	850	$ 26,256	$ 26,256	$ -	$ 26,708	$ 26,708	$ -	$ 29,706
44	A_6010230-Labor NonExm NonProd	Operation Supervision and Engineering	850	$ 21,950	$ 21,950	$ -	$ 22,328	$ 22,328	$ -	$ 24,835
45	A_6010910-Labor OffCycle Bonus	Operation Supervision and Engineering	850	$ 658	$ 658	$ -	$ 669	$ 669	$ -	$ 744
46	A_6030010-EE ProfDue Subs Fees	Operation Supervision and Engineering	850	$ -	$ 2,238	$ 2,274	$ -	$ 2,274	$ 2,340	$ -
47	A_6030040-EE Meals 50% Deduct	Operation Supervision and Engineering	850	$ -	$ 3,945	$ 4,009	$ -	$ 4,009	$ 4,126	$ -
48	A_6030060-EE Shoes Uniforms	Operation Supervision and Engineering	850	$ -	$ 2,190	$ 2,226	$ -	$ 2,226	$ 2,290	$ -
49	A_6030070-EE Training	Operation Supervision and Engineering	850	$ -	$ 7,553	$ 7,676	$ -	$ 7,676	$ 7,898	$ -
50	A_6030080-EE Travel Lodging	Operation Supervision and Engineering	850	$ -	$ 14,877	$ 15,119	$ -	$ 15,119	$ 15,557	$ -

NMGC Exhibit ECB-5
Page 15 of 596

NEW MEXICO GAS COMPANY, INC.

Operation and Maintenance Summary
Base Period - 12 Months Ending March 31, 2023
Future Test Year - 12 Months Ending September 30, 2025

	A	B	C	AC	AD	AE	AF	AG	AH
2		Rule 630 Schedule or Workpaper Reference:		Column AA + Column AB		Column AC - Column R			
3	Description	Account Name	FERC Acct	Future Test Year Ending 9/30/2025		Adjusted Base and Test Periods Variance - $	Test Period to Adjusted Base Period Variance - %		Explanation for cost drivers resulting in material change
4									
5	**Other Gas Supply Operations:**								
6	A_6300100-Cost of Natural Gas	Natural Gas Gasoline Plant Outlet Purchases	802	$ -		$ -			
7	A_6300100-Cost of Natural Gas	Natural Gas Transmission Line Purchases	803	$ -		$ -			
8	A_6100080-Consultants-Other	Natural Gas Transmission Line Purchases	803	$ -		$ -			
9	A_6100190-Software Maintenance	Natural Gas Transmission Line Purchases	803	$ -		$ -			
10	A_6790230-Postage Ship Courier	Natural Gas Transmission Line Purchases	803	$ -		$ -			
11	A_6300100-Cost of Natural Gas	Natural Gas City Gate Purchases	804	$ -		$ -			
12	A_6400100-M&S OS Purchases	Natural Gas City Gate Purchases	804	$ -		$ -			
13	A_6790321-Stores Allocation	Natural Gas City Gate Purchases	804	$ -		$ -			
14	A_6790322-Small Tools Alloc	Natural Gas City Gate Purchases	804	$ -		$ -			
15	A_6300000-1001/S6300000	Other Gas Purchases	805.1	$ -		$ -			
16	A_6300100-Cost of Natural Gas	Exchange Gas	806	$ -		$ -			
17	A_6300100-Cost of Natural Gas	Gas Withdrawn From Storage - Debit	808.1	$ -		$ -			
18	A_6300100-Cost of Natural Gas	Gas Delivered to Storage - Credit	808.2	$ -		$ -			
19	A_6300100-Cost of Natural Gas	Gas Used for Compressor Station Fuel	810	$ -		$ -			
20	A_6790800-Other Oper-Misc	Gas Used For Other Utility Operations	812	$ -		$ -			
21	A_6010110-Labor Exempt ST	Other Gas Supply Expenses	813	$ 1,058,913		$ 139,075	15%		Merit and vacancy adjustments. See WP OM 5 630 Schedule H-4 Labor
22	A_6010130-Labor Exempt NonProd	Other Gas Supply Expenses	813	$ 118,251		$ 15,531	15%		
23	A_6010910-Labor OffCycle Bonus	Other Gas Supply Expenses	813	$ 114,226		$ 15,002	15%		
24	A_6010990-Labor Seconded Employees	Other Gas Supply Expenses	813	$ 5,498		$ 722			
25	A_6030010-EE ProfDue Subs Fees	Other Gas Supply Expenses	813	$ 60,041		$ 4,796	9%		
26	A_6030040-EE Meals 50% Deduct	Other Gas Supply Expenses	813	$ 1,209		$ 97	9%		
27	A_6030070-EE Training	Other Gas Supply Expenses	813	$ 1,813		$ 145	9%		
28	A_6030080-EE Travel Lodging	Other Gas Supply Expenses	813	$ 7,614		$ 608	9%		
29	A_6030091-EE Apprec and Gifts	Other Gas Supply Expenses	813	$ 556		$ 44	9%		
30	A_6030800-EE Miscellaneous	Other Gas Supply Expenses	813	$ 1,523		$ 122	9%		
31	A_6100070-Consultants-Mgmt	Other Gas Supply Expenses	813	$ 544		$ 43	9%		
32	A_6100080-Consultants-Other	Other Gas Supply Expenses	813	$ 19,323		$ 1,543	9%		
33	A_6400010-M&S FurnOffEquip	Other Gas Supply Expenses	813	$ 813		$ 65			
34	A_6400020-M&S Gen Office	Other Gas Supply Expenses	813	$ 340		$ 27	9%		
35	A_6790800-Other Oper-Misc	Other Gas Supply Expenses	813	$ 217,923		$ 17,407	9%		
36	A_6300100-Cost of Natural Gas	Rents	826	$ -		$ -			
37	**Total Fuel Related O&M**			**$ 1,608,585**		**$ 195,228**	**14%**		
38									
39	**Transmission Expenses - Operation:**								
40	A_6010110-Labor Exempt ST	Operation Supervision and Engineering	850	$ 362,203		$ 47,571	15%		
41	A_6010130-Labor Exempt NonProd	Operation Supervision and Engineering	850	$ 71,454		$ 9,385	15%		
42	A_6010210-Labor NonExm ST	Operation Supervision and Engineering	850	$ 142,696		$ 18,741	15%		
43	A_6010220-Labor NonExm OT	Operation Supervision and Engineering	850	$ 29,706		$ 3,902	15%		
44	A_6010230-Labor NonExm NonProd	Operation Supervision and Engineering	850	$ 24,835		$ 3,262	15%		
45	A_6010910-Labor OffCycle Bonus	Operation Supervision and Engineering	850	$ 744		$ 98	15%		
46	A_6030010-EE ProfDue Subs Fees	Operation Supervision and Engineering	850	$ 2,340		$ 187	9%		
47	A_6030040-EE Meals 50% Deduct	Operation Supervision and Engineering	850	$ 4,126		$ 330	9%		
48	A_6030060-EE Shoes Uniforms	Operation Supervision and Engineering	850	$ 2,290		$ 183	9%		
49	A_6030070-EE Training	Operation Supervision and Engineering	850	$ 7,898		$ 631	9%		
50	A_6030080-EE Travel Lodging	Operation Supervision and Engineering	850	$ 15,557		$ 1,243	9%		

NMGC Exhibit ECB-5
Page 16 of 596

NEW MEXICO GAS COMPANY, INC.

Operation and Maintenance Summary
Base Period - 12 Months Ending March 31, 2023
Future Test Year - 12 Months Ending September 30, 2025

	A	B	C	P	Q	R	S	T	U
2		Rule 630 Schedule or Workpaper Reference:		Sum of Columns D through O	WP OM 3 Column U	Column P + Column Q	WP OM-4 Separately Forecast, Column O	Column R + Column S	Column T * WP 1 Inputs OM - Gen Tax, Line 5
3	Description	Account Name	FERC Acct	Total Company Unadjusted Base Period Ending 3/31/2023	Base Period Adjustments	Adjusted Base Period	Removal of Separately Forecasted Items (To be added back Later)	Remaining Base Period O&M to be Escalated	Escalated Linkage 1 - Results of Pure Escalation of 3.93%
51	A_6030091-EE Apprec and Gifts	Operation Supervision and Engineering	850	$ 2	$ -	$ 2	$ -	$ 2	$ 2
52	A_6030800-EE Miscellaneous	Operation Supervision and Engineering	850	$ 24,189	$ -	$ 24,189	$ -	$ 24,189	$ 25,140
53	A_6100070-Consultants-Mgmt	Operation Supervision and Engineering	850	$ 242	$ -	$ 242	$ -	$ 242	$ 252
54	A_6100080-Consultants-Other	Operation Supervision and Engineering	850	$ 66,959	$ -	$ 66,959	$ -	$ 66,959	$ 69,592
55	A_6100100-Contractor Services	Operation Supervision and Engineering	850	$ 102,298	$ -	$ 102,298	$ -	$ 102,298	$ 106,321
56	A_6400020-M&S Gen Office	Operation Supervision and Engineering	850	$ 15	$ -	$ 15	$ -	$ 15	$ 15
57	A_6400100-M&S OS Purchases	Operation Supervision and Engineering	850	$ 108	$ -	$ 108	$ -	$ 108	$ 112
58	A_6790320-Fleet Allocation	Operation Supervision and Engineering	850	$ 40,295	$ -	$ 40,295	$ -	$ 40,295	$ 41,880
59	A_6790321-Stores Allocation	Operation Supervision and Engineering	850	$ (6)	$ -	$ (6)	$ -	$ (6)	$ (6)
60	A_6790322-Small Tools Alloc	Operation Supervision and Engineering	850	$ 12	$ -	$ 12	$ -	$ 12	$ 13
61	A_A6010000-1001/A6010000	Operation Supervision and Engineering	850	$ (1,058)	$ (58)	$ (1,117)	$ 1,117	$ -	$ -
62	A_R6010000-1001/R6010000	Operation Supervision and Engineering	850	$ (477)	$ (26)	$ (503)	$ 503	$ -	$ -
63	A_6018999-Labor Exp Reclass	Operation Supervision and Engineering	850	$ (35,504)	$ (1,952)	$ (37,456)	$ 37,456	$ -	$ -
64	A_6400080-M&S Vehicle Fuel	Operation Supervision and Engineering	850	$ 2	$ -	$ 2	$ -	$ 2	$ 2
65	A_6400500-M&S Parts	Operation Supervision and Engineering	850	$ 22	$ -	$ 22	$ -	$ 22	$ 23
66	A_6500010-Transport-Vehicle	Operation Supervision and Engineering	850	$ 67	$ -	$ 67	$ -	$ 67	$ 69
67	A_6790230-Postage Ship Courier	Operation Supervision and Engineering	850	$ 90	$ -	$ 90	$ -	$ 90	$ 93
68	A_6790800-Other Oper-Misc	Operation Supervision and Engineering	850	$ 5,361	$ -	$ 5,361	$ -	$ 5,361	$ 5,572
69	A_6010110-Labor Exempt ST	System Control and Load Dispatching	851	$ 506,109	$ 68,275	$ 574,383	$ (574,383)	$ -	$ -
70	A_6010130-Labor Exempt NonProd	System Control and Load Dispatching	851	$ 118,301	$ 6,505	$ 124,806	$ (124,806)	$ -	$ -
71	A_6010210-Labor NonExm ST	System Control and Load Dispatching	851	$ 461,875	$ 62,307	$ 524,183	$ (524,183)	$ -	$ -
72	A_6010220-Labor NonExm OT	System Control and Load Dispatching	851	$ 139,078	$ (22,204)	$ 116,874	$ (116,874)	$ -	$ -
73	A_6010230-Labor NonExm NonProd	System Control and Load Dispatching	851	$ 71,289	$ 3,920	$ 75,209	$ (75,209)	$ -	$ -
74	A_6010910-Labor OffCycle Bonus	System Control and Load Dispatching	851	$ 7,628	$ 419	$ 8,048	$ (8,048)	$ -	$ -
75	A_6030010-EE ProfDue Subs Fees	System Control and Load Dispatching	851	$ 2,807	$ -	$ 2,807	$ -	$ 2,807	$ 2,917
76	A_6030040-EE Meals 50% Deduct	System Control and Load Dispatching	851	$ 1,830	$ -	$ 1,830	$ -	$ 1,830	$ 1,902
77	A_6030070-EE Training	System Control and Load Dispatching	851	$ 2,376	$ -	$ 2,376	$ -	$ 2,376	$ 2,470
78	A_6030080-EE Travel Lodging	System Control and Load Dispatching	851	$ 576	$ -	$ 576	$ -	$ 576	$ 599
79	A_6030091-EE Apprec and Gifts	System Control and Load Dispatching	851	$ 5	$ -	$ 5	$ -	$ 5	$ 5
80	A_6030800-EE Miscellaneous	System Control and Load Dispatching	851	$ (8,052)	$ -	$ (8,052)	$ -	$ (8,052)	$ (8,368)
81	A_6100070-Consultants-Mgmt	System Control and Load Dispatching	851	$ 718	$ -	$ 718	$ -	$ 718	$ 746
82	A_6400020-M&S Gen Office	System Control and Load Dispatching	851	$ 410	$ -	$ 410	$ -	$ 410	$ 426
83	A_A6010000-1001/A6010000	System Control and Load Dispatching	851	$ 16,207	$ 891	$ 17,098	$ (17,098)	$ -	$ -
84	A_6018999-Labor Exp Reclass	System Control and Load Dispatching	851	$ (1,989)	$ (109)	$ (2,099)	$ 2,099	$ -	$ -
85	A_6010110-Labor Exempt ST	Compressor Station Labor and Expenses	853	$ 20,986	$ 2,831	$ 23,817	$ (23,817)	$ -	$ -
86	A_6010130-Labor Exempt NonProd	Compressor Station Labor and Expenses	853	$ 3,224	$ 177	$ 3,402	$ (3,402)	$ -	$ -
87	A_6010210-Labor NonExm ST	Compressor Station Labor and Expenses	853	$ 51,177	$ 6,904	$ 58,081	$ (58,081)	$ -	$ -
88	A_6010220-Labor NonExm OT	Compressor Station Labor and Expenses	853	$ 15,210	$ (2,428)	$ 12,782	$ (12,782)	$ -	$ -
89	A_6010230-Labor NonExm NonProd	Compressor Station Labor and Expenses	853	$ 11,569	$ 636	$ 12,205	$ (12,205)	$ -	$ -
90	A_6010910-Labor OffCycle Bonus	Compressor Station Labor and Expenses	853	$ 423	$ 23	$ 446	$ (446)	$ -	$ -
91	A_6030010-EE ProfDue Subs Fees	Compressor Station Labor and Expenses	853	$ 0	$ -	$ 0	$ -	$ 0	$ 0
92	A_6030040-EE Meals 50% Deduct	Compressor Station Labor and Expenses	853	$ 1	$ -	$ 1	$ -	$ 1	$ 1
93	A_6030060-EE Shoes Uniforms	Compressor Station Labor and Expenses	853	$ 1,271	$ -	$ 1,271	$ -	$ 1,271	$ 1,321
94	A_6030070-EE Training	Compressor Station Labor and Expenses	853	$ 195	$ -	$ 195	$ -	$ 195	$ 203
95	A_6030091-EE Apprec and Gifts	Compressor Station Labor and Expenses	853	$ 0	$ -	$ 0	$ -	$ 0	$ 0
96	A_6030800-EE Miscellaneous	Compressor Station Labor and Expenses	853	$ 0	$ -	$ 0	$ -	$ 0	$ 0
97	A_6100070-Consultants-Mgmt	Compressor Station Labor and Expenses	853	$ 58	$ -	$ 58	$ -	$ 58	$ 60
98	A_6790320-Fleet Allocation	Compressor Station Labor and Expenses	853	$ 8,272	$ -	$ 8,272	$ -	$ 8,272	$ 8,597

NMGC Exhibit ECB-5
Page 17 of 596

NEW MEXICO GAS COMPANY, INC.

Operation and Maintenance Summary
Base Period - 12 Months Ending March 31, 2023
Future Test Year - 12 Months Ending September 30, 2025

	A	B	C	V	W	X	Y	Z	AA	AB
2		Rule 630 Schedule or Workpaper Reference:		WP OM-4 Separately Forecast, Column AG	Column U + Column V	Column U * WP 1 Inputs OM - Gen Tax, Line 6	WP OM 4 Separately Forecasted, Column AV	Column X + Column Y	Column X * WP 1 Inputs OM - Gen Tax, Line 7	WP OM 4 Separately Forecasted, Col BL
3	Description	Account Name	FERC Acct	Total Linkage 1 Period Separately Forecasted Items	Linkage 1 Ending 3/31/2024	Escalated Linkage 2 - Results of Pure Escalation of 1.62%	Total Linkage 2 Period Separately Forecasted Items	Linkage 2 Ending 9/30/2024	Escalated Test Year - Results of Pure Escalation of 2.90%	Total Test Period Separately Forecasted Items
51	A_6030091-EE Apprec and Gifts	Operation Supervision and Engineering	850	$ -	$ 2	$ 2	$ -	$ 2	$ 2	$ -
52	A_6030800-EE Miscellaneous	Operation Supervision and Engineering	850	$ -	$ 25,140	$ 25,548	$ -	$ 25,548	$ 26,289	$ -
53	A_6100070-Consultants-Mgmt	Operation Supervision and Engineering	850	$ -	$ 252	$ 256	$ -	$ 256	$ 264	$ -
54	A_6100080-Consultants-Other	Operation Supervision and Engineering	850	$ -	$ 69,592	$ 70,722	$ -	$ 70,722	$ 72,772	$ -
55	A_6100100-Contractor Services	Operation Supervision and Engineering	850	$ -	$ 106,321	$ 108,046	$ -	$ 108,046	$ 111,179	$ -
56	A_6400020-M&S Gen Office	Operation Supervision and Engineering	850	$ -	$ 15	$ 16	$ -	$ 16	$ 16	$ -
57	A_6400100-M&S OS Purchases	Operation Supervision and Engineering	850	$ -	$ 112	$ 114	$ -	$ 114	$ 117	$ -
58	A_6790320-Fleet Allocation	Operation Supervision and Engineering	850	$ -	$ 41,880	$ 42,559	$ -	$ 42,559	$ 43,793	$ -
59	A_6790321-Stores Allocation	Operation Supervision and Engineering	850	$ -	$ (6)	$ (6)	$ -	$ (6)	$ (6)	$ -
60	A_6790322-Small Tools Alloc	Operation Supervision and Engineering	850	$ -	$ 13	$ 13	$ -	$ 13	$ 13	$ -
61	A_A6010000-1001/A6010000	Operation Supervision and Engineering	850	$ (1,136)	$ (1,136)	$ -	$ (1,156)	$ (1,156)	$ -	$ (1,285)
62	A_R6010000-1001/R6010000	Operation Supervision and Engineering	850	$ (512)	$ (512)	$ -	$ (520)	$ (520)	$ -	$ (579)
63	A_6018999-Labor Exp Reclass	Operation Supervision and Engineering	850	$ (38,111)	$ (38,111)	$ -	$ (38,767)	$ (38,767)	$ -	$ (43,119)
64	A_6400080-M&S Vehicle Fuel	Operation Supervision and Engineering	850	$ -	$ 2	$ 2	$ -	$ 2	$ 2	$ -
65	A_6400500-M&S Parts	Operation Supervision and Engineering	850	$ -	$ 23	$ 24	$ -	$ 24	$ 24	$ -
66	A_6500010-Transport-Vehicle	Operation Supervision and Engineering	850	$ -	$ 69	$ 71	$ -	$ 71	$ 73	$ -
67	A_6790230-Postage Ship Courier	Operation Supervision and Engineering	850	$ -	$ 93	$ 95	$ -	$ 95	$ 97	$ -
68	A_6790800-Other Oper-Misc	Operation Supervision and Engineering	850	$ -	$ 5,572	$ 5,662	$ -	$ 5,662	$ 5,826	$ -
69	A_6010110-Labor Exempt ST	System Control and Load Dispatching	851	$ 584,435	$ 584,435	$ -	$ 594,487	$ 594,487	$ -	$ 661,228
70	A_6010130-Labor Exempt NonProd	System Control and Load Dispatching	851	$ 126,990	$ 126,990	$ -	$ 129,174	$ 129,174	$ -	$ 143,676
71	A_6010210-Labor NonExm ST	System Control and Load Dispatching	851	$ 533,356	$ 533,356	$ -	$ 542,529	$ 542,529	$ -	$ 603,437
72	A_6010220-Labor NonExm OT	System Control and Load Dispatching	851	$ 118,919	$ 118,919	$ -	$ 120,964	$ 120,964	$ -	$ 134,544
73	A_6010230-Labor NonExm NonProd	System Control and Load Dispatching	851	$ 76,525	$ 76,525	$ -	$ 77,841	$ 77,841	$ -	$ 86,580
74	A_6010910-Labor OffCycle Bonus	System Control and Load Dispatching	851	$ 8,188	$ 8,188	$ -	$ 8,329	$ 8,329	$ -	$ 9,264
75	A_6030010-EE ProfDue Subs Fees	System Control and Load Dispatching	851	$ -	$ 2,917	$ 2,965	$ -	$ 2,965	$ 3,050	$ -
76	A_6030040-EE Meals 50% Deduct	System Control and Load Dispatching	851	$ -	$ 1,902	$ 1,933	$ -	$ 1,933	$ 1,989	$ -
77	A_6030070-EE Training	System Control and Load Dispatching	851	$ -	$ 2,470	$ 2,510	$ -	$ 2,510	$ 2,582	$ -
78	A_6030080-EE Travel Lodging	System Control and Load Dispatching	851	$ -	$ 599	$ 608	$ -	$ 608	$ 626	$ -
79	A_6030091-EE Apprec and Gifts	System Control and Load Dispatching	851	$ -	$ 5	$ 5	$ -	$ 5	$ 5	$ -
80	A_6030800-EE Miscellaneous	System Control and Load Dispatching	851	$ -	$ (8,368)	$ (8,504)	$ -	$ (8,504)	$ (8,751)	$ -
81	A_6100070-Consultants-Mgmt	System Control and Load Dispatching	851	$ -	$ 746	$ 758	$ -	$ 758	$ 780	$ -
82	A_6400020-M&S Gen Office	System Control and Load Dispatching	851	$ -	$ 426	$ 433	$ -	$ 433	$ 445	$ -
83	A_A6010000-1001/A6010000	System Control and Load Dispatching	851	$ 17,397	$ 17,397	$ -	$ 17,697	$ 17,697	$ -	$ 19,683
84	A_6018999-Labor Exp Reclass	System Control and Load Dispatching	851	$ (2,136)	$ (2,136)	$ -	$ (2,172)	$ (2,172)	$ -	$ (2,416)
85	A_6010110-Labor Exempt ST	Compressor Station Labor and Expenses	853	$ 24,233	$ 24,233	$ -	$ 24,650	$ 24,650	$ -	$ 27,417
86	A_6010130-Labor Exempt NonProd	Compressor Station Labor and Expenses	853	$ 3,461	$ 3,461	$ -	$ 3,521	$ 3,521	$ -	$ 3,916
87	A_6010210-Labor NonExm ST	Compressor Station Labor and Expenses	853	$ 59,097	$ 59,097	$ -	$ 60,114	$ 60,114	$ -	$ 66,862
88	A_6010220-Labor NonExm OT	Compressor Station Labor and Expenses	853	$ 13,006	$ 13,006	$ -	$ 13,229	$ 13,229	$ -	$ 14,715
89	A_6010230-Labor NonExm NonProd	Compressor Station Labor and Expenses	853	$ 12,419	$ 12,419	$ -	$ 12,632	$ 12,632	$ -	$ 14,051
90	A_6010910-Labor OffCycle Bonus	Compressor Station Labor and Expenses	853	$ 454	$ 454	$ -	$ 461	$ 461	$ -	$ 513
91	A_6030010-EE ProfDue Subs Fees	Compressor Station Labor and Expenses	853	$ -	$ 0	$ 0	$ -	$ 0	$ 0	$ -
92	A_6030040-EE Meals 50% Deduct	Compressor Station Labor and Expenses	853	$ -	$ 1	$ 1	$ -	$ 1	$ 1	$ -
93	A_6030060-EE Shoes Uniforms	Compressor Station Labor and Expenses	853	$ -	$ 1,321	$ 1,343	$ -	$ 1,343	$ 1,382	$ -
94	A_6030070-EE Training	Compressor Station Labor and Expenses	853	$ -	$ 203	$ 206	$ -	$ 206	$ 212	$ -
95	A_6030091-EE Apprec and Gifts	Compressor Station Labor and Expenses	853	$ -	$ 0	$ 0	$ -	$ 0	$ 0	$ -
96	A_6030800-EE Miscellaneous	Compressor Station Labor and Expenses	853	$ -	$ 0	$ 0	$ -	$ 0	$ 0	$ -
97	A_6100070-Consultants-Mgmt	Compressor Station Labor and Expenses	853	$ -	$ 60	$ 61	$ -	$ 61	$ 63	$ -
98	A_6790320-Fleet Allocation	Compressor Station Labor and Expenses	853	$ -	$ 8,597	$ 8,737	$ -	$ 8,737	$ 8,990	$ -

NMGC Exhibit ECB-5
Page 18 of 596

NEW MEXICO GAS COMPANY, INC.

Operation and Maintenance Summary
Base Period - 12 Months Ending March 31, 2023
Future Test Year - 12 Months Ending September 30, 2025

	A	B	C	AC	AD	AE	AF	AG	AH
2		Rule 630 Schedule or Workpaper Reference:		Column AA + Column AB		Column AC - Column R			
3	Description	Account Name	FERC Acct	Future Test Year Ending 9/30/2025		Adjusted Base and Test Periods Variance - $	Test Period to Adjusted Base Period Variance - %		Explanation for cost drivers resulting in material change
51	A_6030091-EE Apprec and Gifts	Operation Supervision and Engineering	850	$ 2		$ 0	9%		
52	A_6030800-EE Miscellaneous	Operation Supervision and Engineering	850	$ 26,289		$ 2,100	9%		
53	A_6100070-Consultants-Mgmt	Operation Supervision and Engineering	850	$ 264		$ 21	9%		
54	A_6100080-Consultants-Other	Operation Supervision and Engineering	850	$ 72,772		$ 5,813	9%		
55	A_6100100-Contractor Services	Operation Supervision and Engineering	850	$ 111,179		$ 8,881	9%		
56	A_6400020-M&S Gen Office	Operation Supervision and Engineering	850	$ 16		$ 1	9%		
57	A_6400100-M&S OS Purchases	Operation Supervision and Engineering	850	$ 117		$ 9	9%		
58	A_6790320-Fleet Allocation	Operation Supervision and Engineering	850	$ 43,793		$ 3,498	9%		
59	A_6790321-Stores Allocation	Operation Supervision and Engineering	850	$ (6)		$ (0)	9%		
60	A_6790322-Small Tools Alloc	Operation Supervision and Engineering	850	$ 13		$ 1	9%		
61	A_A6010000-1001/A6010000	Operation Supervision and Engineering	850	$ (1,285)		$ (169)	15%		
62	A_R6010000-1001/R6010000	Operation Supervision and Engineering	850	$ (579)		$ (76)	15%		
63	A_6018999-Labor Exp Reclass	Operation Supervision and Engineering	850	$ (43,119)		$ (5,663)			
64	A_6400080-M&S Vehicle Fuel	Operation Supervision and Engineering	850	$ 2		$ 0			
65	A_6400500-M&S Parts	Operation Supervision and Engineering	850	$ 24		$ 2			
66	A_6500010-Transport-Vehicle	Operation Supervision and Engineering	850	$ 73		$ 6			
67	A_6790230-Postage Ship Courier	Operation Supervision and Engineering	850	$ 97		$ 8			
68	A_6790800-Other Oper-Misc	Operation Supervision and Engineering	850	$ 5,826		$ 465			
69	A_6010110-Labor Exempt ST	System Control and Load Dispatching	851	$ 661,228		$ 86,844	15%		
70	A_6010130-Labor Exempt NonProd	System Control and Load Dispatching	851	$ 143,676		$ 18,870	15%		
71	A_6010210-Labor NonExm ST	System Control and Load Dispatching	851	$ 603,437		$ 79,254	15%		
72	A_6010220-Labor NonExm OT	System Control and Load Dispatching	851	$ 134,544		$ 17,671	15%		
73	A_6010230-Labor NonExm NonProd	System Control and Load Dispatching	851	$ 86,580		$ 11,371	15%		
74	A_6010910-Labor OffCycle Bonus	System Control and Load Dispatching	851	$ 9,264		$ 1,217	15%		
75	A_6030010-EE ProfDue Subs Fees	System Control and Load Dispatching	851	$ 3,050		$ 244	9%		
76	A_6030040-EE Meals 50% Deduct	System Control and Load Dispatching	851	$ 1,989		$ 159	9%		
77	A_6030070-EE Training	System Control and Load Dispatching	851	$ 2,582		$ 206	9%		
78	A_6030080-EE Travel Lodging	System Control and Load Dispatching	851	$ 626		$ 50	9%		
79	A_6030091-EE Apprec and Gifts	System Control and Load Dispatching	851	$ 5		$ 0	9%		
80	A_6030800-EE Miscellaneous	System Control and Load Dispatching	851	$ (8,751)		$ (699)	9%		
81	A_6100070-Consultants-Mgmt	System Control and Load Dispatching	851	$ 780		$ 62	9%		
82	A_6400020-M&S Gen Office	System Control and Load Dispatching	851	$ 445		$ 36	9%		
83	A_A6010000-1001/A6010000	System Control and Load Dispatching	851	$ 19,683		$ 2,585	15%		
84	A_6018999-Labor Exp Reclass	System Control and Load Dispatching	851	$ (2,416)		$ (317)			
85	A_6010110-Labor Exempt ST	Compressor Station Labor and Expenses	853	$ 27,417		$ 3,601	15%		
86	A_6010130-Labor Exempt NonProd	Compressor Station Labor and Expenses	853	$ 3,916		$ 514	15%		
87	A_6010210-Labor NonExm ST	Compressor Station Labor and Expenses	853	$ 66,862		$ 8,782	15%		
88	A_6010220-Labor NonExm OT	Compressor Station Labor and Expenses	853	$ 14,715		$ 1,933	15%		
89	A_6010230-Labor NonExm NonProd	Compressor Station Labor and Expenses	853	$ 14,051		$ 1,845	15%		
90	A_6010910-Labor OffCycle Bonus	Compressor Station Labor and Expenses	853	$ 513		$ 67	15%		
91	A_6030010-EE ProfDue Subs Fees	Compressor Station Labor and Expenses	853	$ 0		$ 0	9%		
92	A_6030040-EE Meals 50% Deduct	Compressor Station Labor and Expenses	853	$ 1		$ 0	9%		
93	A_6030060-EE Shoes Uniforms	Compressor Station Labor and Expenses	853	$ 1,382		$ 110	9%		
94	A_6030070-EE Training	Compressor Station Labor and Expenses	853	$ 212		$ 17	9%		
95	A_6030091-EE Apprec and Gifts	Compressor Station Labor and Expenses	853	$ 0		$ 0	9%		
96	A_6030800-EE Miscellaneous	Compressor Station Labor and Expenses	853	$ 0		$ 0	9%		
97	A_6100070-Consultants-Mgmt	Compressor Station Labor and Expenses	853	$ 63		$ 5	9%		
98	A_6790320-Fleet Allocation	Compressor Station Labor and Expenses	853	$ 8,990		$ 718	9%		

NMGC Exhibit ECB-5
Page 19 of 596

NEW MEXICO GAS COMPANY, INC.

Operation and Maintenance Summary
Base Period - 12 Months Ending March 31, 2023
Future Test Year - 12 Months Ending September 30, 2025

	A	B	C	P	Q	R	S	T	U
2		Rule 630 Schedule or Workpaper Reference:		Sum of Columns D through O	WP OM 3 Column U	Column P + Column Q	WP OM-4 Separately Forecast, Column O	Column R + Column S	Column T * WP 1 Inputs OM - Gen Tax, Line 5
3	Description	Account Name	FERC Acct	Total Company Unadjusted Base Period Ending 3/31/2023	Base Period Adjustments	Adjusted Base Period	Removal of Separately Forecasted Items (To be added back Later)	Remaining Base Period O&M to be Escalated	Escalated Linkage 1 - Results of Pure Escalation of 3.93%
99	A_6300100-Cost of Natural Gas	Gas for Compressor Station Fuel	854	$ 1,425,536	$ (1,425,536)	$ -	$ -	$ -	$ -
100	A_6030010-EE ProfDue Subs Fees	Other Fuel and Power for Compressor Stations	855	$ 784	$ (784)	$ -	$ -	$ -	$ -
101	A_6300100-Cost of Natural Gas	Other Fuel and Power for Compressor Stations	855	$ 89,046	$ (89,046)	$ -	$ -	$ -	$ -
102	A_6010110-Labor Exempt ST	Mains Expenses	856	$ 12,936	$ 1,745	$ 14,681	$ (14,681)	$ -	$ -
103	A_6010130-Labor Exempt NonProd	Mains Expenses	856	$ 4,472	$ 246	$ 4,718	$ (4,718)	$ -	$ -
104	A_6010210-Labor NonExm ST	Mains Expenses	856	$ 71,933	$ 9,704	$ 81,637	$ (81,637)	$ -	$ -
105	A_6010220-Labor NonExm OT	Mains Expenses	856	$ 22,357	$ (3,569)	$ 18,788	$ (18,788)	$ -	$ -
106	A_6010230-Labor NonExm NonProd	Mains Expenses	856	$ 17,777	$ 977	$ 18,755	$ (18,755)	$ -	$ -
107	A_6010910-Labor OffCycle Bonus	Mains Expenses	856	$ 104	$ 6	$ 109	$ (109)	$ -	$ -
108	A_6030010-EE ProfDue Subs Fees	Mains Expenses	856	$ 1,075	$ -	$ 1,075	$ -	$ 1,075	$ 1,117
109	A_6030040-EE Meals 50% Deduct	Mains Expenses	856	$ 1,788	$ -	$ 1,788	$ -	$ 1,788	$ 1,858
110	A_6030060-EE Shoes Uniforms	Mains Expenses	856	$ 1,880	$ -	$ 1,880	$ -	$ 1,880	$ 1,954
111	A_6030070-EE Training	Mains Expenses	856	$ 224	$ -	$ 224	$ -	$ 224	$ 233
112	A_6030080-EE Travel Lodging	Mains Expenses	856	$ 3,338	$ -	$ 3,338	$ -	$ 3,338	$ 3,469
113	A_6030800-EE Miscellaneous	Mains Expenses	856	$ 76	$ -	$ 76	$ -	$ 76	$ 79
114	A_6100070-Consultants-Mgmt	Mains Expenses	856	$ 133	$ -	$ 133	$ -	$ 133	$ 138
115	A_6100080-Consultants-Other	Mains Expenses	856	$ 336,290	$ -	$ 336,290	$ (323,408)	$ 12,882	$ 13,389
116	A_6100100-Contractor Services	Mains Expenses	856	$ 1,061,532	$ -	$ 1,061,532	$ (1,058,037)	$ 3,495	$ 3,632
117	A_6400100-M&S OS Purchases	Mains Expenses	856	$ 1,703	$ -	$ 1,703	$ -	$ 1,703	$ 1,770
118	A_6400500-M&S Parts	Mains Expenses	856	$ 114	$ -	$ 114	$ -	$ 114	$ 118
119	A_6401000-M&S Inven Issue	Mains Expenses	856	$ 9,354	$ -	$ 9,354	$ -	$ 9,354	$ 9,722
120	A_6790230-Postage Ship Courier	Mains Expenses	856	$ 281	$ -	$ 281	$ -	$ 281	$ 292
121	A_6790320-Fleet Allocation	Mains Expenses	856	$ 13,639	$ -	$ 13,639	$ -	$ 13,639	$ 14,176
122	A_6790321-Stores Allocation	Mains Expenses	856	$ 1,137	$ -	$ 1,137	$ -	$ 1,137	$ 1,182
123	A_6790322-Small Tools Alloc	Mains Expenses	856	$ 484	$ -	$ 484	$ -	$ 484	$ 503
124	A_6790800-Other Oper-Misc	Mains Expenses	856	$ 18,945	$ -	$ 18,945	$ -	$ 18,945	$ 19,690
125	A_A6010000-1001/A6010000	Mains Expenses	856	$ 285	$ 16	$ 301	$ (301)	$ -	$ -
126	A_R6010000-1001/R6010000	Mains Expenses	856	$ 3	$ 0	$ 3	$ (3)	$ -	$ -
127	A_6018999-Labor Exp Reclass	Mains Expenses	856	$ 4,002	$ 220	$ 4,222	$ (4,222)	$ -	$ -
128	A_6030050-EE Mileage	Mains Expenses	856	$ 134	$ -	$ 134	$ -	$ 134	$ 139
129	A_6100040-Consultants-Engineer	Mains Expenses	856	$ 25,486	$ -	$ 25,486	$ -	$ 25,486	$ 26,488
130	A_6108999-OutSvc Exp Reclass	Mains Expenses	856	$ 26,096	$ -	$ 26,096	$ -	$ 26,096	$ 27,122
131	A_6500010-Transport-Vehicle	Mains Expenses	856	$ 15	$ -	$ 15	$ -	$ 15	$ 16
132	A_6790210-Permitting	Mains Expenses	856	$ 492	$ -	$ 492	$ -	$ 492	$ 511
133	A_6010110-Labor Exempt ST	Measuring and Regulating Station Expenses	857	$ 1,153	$ 156	$ 1,309	$ (1,309)	$ -	$ -
134	A_6010130-Labor Exempt NonProd	Measuring and Regulating Station Expenses	857	$ 200	$ 11	$ 211	$ (211)	$ -	$ -
135	A_6010210-Labor NonExm ST	Measuring and Regulating Station Expenses	857	$ 8,089	$ 1,091	$ 9,181	$ (9,181)	$ -	$ -
136	A_6010220-Labor NonExm OT	Measuring and Regulating Station Expenses	857	$ 1,682	$ (269)	$ 1,414	$ (1,414)	$ -	$ -
137	A_6010230-Labor NonExm NonProd	Measuring and Regulating Station Expenses	857	$ 1,160	$ 64	$ 1,224	$ (1,224)	$ -	$ -
138	A_6010910-Labor OffCycle Bonus	Measuring and Regulating Station Expenses	857	$ 0	$ 0	$ 0	$ (0)	$ -	$ -
139	A_6030040-EE Meals 50% Deduct	Measuring and Regulating Station Expenses	857	$ 586	$ -	$ 586	$ -	$ 586	$ 609
140	A_6030060-EE Shoes Uniforms	Measuring and Regulating Station Expenses	857	$ 141	$ -	$ 141	$ -	$ 141	$ 146
141	A_6030070-EE Training	Measuring and Regulating Station Expenses	857	$ 32	$ -	$ 32	$ -	$ 32	$ 33
142	A_6030080-EE Travel Lodging	Measuring and Regulating Station Expenses	857	$ 1,024	$ -	$ 1,024	$ -	$ 1,024	$ 1,064
143	A_6030091-EE Apprec and Gifts	Measuring and Regulating Station Expenses	857	$ 0	$ -	$ 0	$ -	$ 0	$ 0
144	A_6030800-EE Miscellaneous	Measuring and Regulating Station Expenses	857	$ 1,945	$ -	$ 1,945	$ -	$ 1,945	$ 2,021

NMGC Exhibit ECB-5
Page 20 of 596

NEW MEXICO GAS COMPANY, INC.

Operation and Maintenance Summary
Base Period - 12 Months Ending March 31, 2023
Future Test Year - 12 Months Ending September 30, 2025

	A	B	C	V	W	X	Y	Z	AA	AB
2		Rule 630 Schedule or Workpaper Reference:		WP OM-4 Separately Forecast, Column AG	Column U + Column V	Column U * WP 1 Inputs OM - Gen Tax, Line 6	WP OM 4 Separately Forecasted, Column AV	Column X + Column Y	Column X * WP 1 Inputs OM - Gen Tax, Line 7	WP OM 4 Separately Forecasted, Col BL
3	Description	Account Name	FERC Acct	Total Linkage 1 Period Separately Forecasted Items	Linkage 1 Ending 3/31/2024	Escalated Linkage 2 - Results of Pure Escalation of 1.62%	Total Linkage 2 Period Separately Forecasted Items	Linkage 2 Ending 9/30/2024	Escalated Test Year - Results of Pure Escalation of 2.90%	Total Test Period Separately Forecasted Items
99	A_6300100-Cost of Natural Gas	Gas for Compressor Station Fuel	854	$ -	$ -	$ -	$ -	$ -	$ -	$ -
100	A_6030010-EE ProfDue Subs Fees	Other Fuel and Power for Compressor Stations	855	$ -	$ -	$ -	$ -	$ -	$ -	$ -
101	A_6300100-Cost of Natural Gas	Other Fuel and Power for Compressor Stations	855	$ -	$ -	$ -	$ -	$ -	$ -	$ -
102	A_6010110-Labor Exempt ST	Mains Expenses	856	$ 14,937	$ 14,937	$ -	$ 15,194	$ 15,194	$ -	$ 16,900
103	A_6010130-Labor Exempt NonProd	Mains Expenses	856	$ 4,800	$ 4,800	$ -	$ 4,883	$ 4,883	$ -	$ 5,431
104	A_6010210-Labor NonExm ST	Mains Expenses	856	$ 83,066	$ 83,066	$ -	$ 84,494	$ 84,494	$ -	$ 93,980
105	A_6010220-Labor NonExm OT	Mains Expenses	856	$ 19,116	$ 19,116	$ -	$ 19,445	$ 19,445	$ -	$ 21,628
106	A_6010230-Labor NonExm NonProd	Mains Expenses	856	$ 19,083	$ 19,083	$ -	$ 19,411	$ 19,411	$ -	$ 21,590
107	A_6010910-Labor OffCycle Bonus	Mains Expenses	856	$ 111	$ 111	$ -	$ 113	$ 113	$ -	$ 126
108	A_6030010-EE ProfDue Subs Fees	Mains Expenses	856	$ -	$ 1,117	$ 1,135	$ -	$ 1,135	$ 1,168	$ -
109	A_6030040-EE Meals 50% Deduct	Mains Expenses	856	$ -	$ 1,858	$ 1,889	$ -	$ 1,889	$ 1,943	$ -
110	A_6030060-EE Shoes Uniforms	Mains Expenses	856	$ -	$ 1,954	$ 1,986	$ -	$ 1,986	$ 2,043	$ -
111	A_6030070-EE Training	Mains Expenses	856	$ -	$ 233	$ 237	$ -	$ 237	$ 244	$ -
112	A_6030080-EE Travel Lodging	Mains Expenses	856	$ -	$ 3,469	$ 3,526	$ -	$ 3,526	$ 3,628	$ -
113	A_6030800-EE Miscellaneous	Mains Expenses	856	$ -	$ 79	$ 80	$ -	$ 80	$ 83	$ -
114	A_6100070-Consultants-Mgmt	Mains Expenses	856	$ -	$ 138	$ 141	$ -	$ 141	$ 145	$ -
115	A_6100080-Consultants-Other	Mains Expenses	856	$ 2,391,698	$ 2,405,087	$ 13,606	$ 2,031,520	$ 2,045,126	$ 14,000	$ 2,588,115
116	A_6100100-Contractor Services	Mains Expenses	856	$ -	$ 3,632	$ 3,691	$ -	$ 3,691	$ 3,798	$ -
117	A_6400100-M&S OS Purchases	Mains Expenses	856	$ -	$ 1,770	$ 1,799	$ -	$ 1,799	$ 1,851	$ -
118	A_6400500-M&S Parts	Mains Expenses	856	$ -	$ 118	$ 120	$ -	$ 120	$ 124	$ -
119	A_6401000-M&S Inven Issue	Mains Expenses	856	$ -	$ 9,722	$ 9,880	$ -	$ 9,880	$ 10,166	$ -
120	A_6790230-Postage Ship Courier	Mains Expenses	856	$ -	$ 292	$ 297	$ -	$ 297	$ 305	$ -
121	A_6790320-Fleet Allocation	Mains Expenses	856	$ -	$ 14,176	$ 14,406	$ -	$ 14,406	$ 14,824	$ -
122	A_6790321-Stores Allocation	Mains Expenses	856	$ -	$ 1,182	$ 1,201	$ -	$ 1,201	$ 1,236	$ -
123	A_6790322-Small Tools Alloc	Mains Expenses	856	$ -	$ 503	$ 512	$ -	$ 512	$ 526	$ -
124	A_6790800-Other Oper-Misc	Mains Expenses	856	$ -	$ 19,690	$ 20,009	$ -	$ 20,009	$ 20,589	$ -
125	A_A6010000-1001/A6010000	Mains Expenses	856	$ 306	$ 306	$ -	$ 311	$ 311	$ -	$ 346
126	A_R6010000-1001/R6010000	Mains Expenses	856	$ 3	$ 3	$ -	$ 3	$ 3	$ -	$ 4
127	A_6018999-Labor Exp Reclass	Mains Expenses	856	$ 4,296	$ 4,296	$ -	$ 4,370	$ 4,370	$ -	$ 4,860
128	A_6030050-EE Mileage	Mains Expenses	856	$ -	$ 139	$ 142	$ -	$ 142	$ 146	$ -
129	A_6100040-Consultants-Engineer	Mains Expenses	856	$ -	$ 26,488	$ 26,918	$ -	$ 26,918	$ 27,698	$ -
130	A_6108999-OutSvc Exp Reclass	Mains Expenses	856	$ -	$ 27,122	$ 27,563	$ -	$ 27,563	$ 28,362	$ -
131	A_6500010-Transport-Vehicle	Mains Expenses	856	$ -	$ 16	$ 16	$ -	$ 16	$ 16	$ -
132	A_6790210-Permitting	Mains Expenses	856	$ -	$ 511	$ 520	$ -	$ 520	$ 535	$ -
133	A_6010110-Labor Exempt ST	Measuring and Regulating Station Expenses	857	$ 1,332	$ 1,332	$ -	$ 1,355	$ 1,355	$ -	$ 1,507
134	A_6010130-Labor Exempt NonProd	Measuring and Regulating Station Expenses	857	$ 215	$ 215	$ -	$ 218	$ 218	$ -	$ 243
135	A_6010210-Labor NonExm ST	Measuring and Regulating Station Expenses	857	$ 9,341	$ 9,341	$ -	$ 9,502	$ 9,502	$ -	$ 10,569
136	A_6010220-Labor NonExm OT	Measuring and Regulating Station Expenses	857	$ 1,438	$ 1,438	$ -	$ 1,463	$ 1,463	$ -	$ 1,627
137	A_6010230-Labor NonExm NonProd	Measuring and Regulating Station Expenses	857	$ 1,245	$ 1,245	$ -	$ 1,267	$ 1,267	$ -	$ 1,409
138	A_6010910-Labor OffCycle Bonus	Measuring and Regulating Station Expenses	857	$ 0	$ 0	$ -	$ 0	$ 0	$ -	$ 0
139	A_6030040-EE Meals 50% Deduct	Measuring and Regulating Station Expenses	857	$ -	$ 609	$ 619	$ -	$ 619	$ 637	$ -
140	A_6030060-EE Shoes Uniforms	Measuring and Regulating Station Expenses	857	$ -	$ 146	$ 149	$ -	$ 149	$ 153	$ -
141	A_6030070-EE Training	Measuring and Regulating Station Expenses	857	$ -	$ 33	$ 34	$ -	$ 34	$ 35	$ -
142	A_6030080-EE Travel Lodging	Measuring and Regulating Station Expenses	857	$ -	$ 1,064	$ 1,082	$ -	$ 1,082	$ 1,113	$ -
143	A_6030091-EE Apprec and Gifts	Measuring and Regulating Station Expenses	857	$ -	$ 0	$ 0	$ -	$ 0	$ 0	$ -
144	A_6030800-EE Miscellaneous	Measuring and Regulating Station Expenses	857	$ -	$ 2,021	$ 2,054	$ -	$ 2,054	$ 2,114	$ -

NMGC Exhibit ECB-5
Page 21 of 596

NEW MEXICO GAS COMPANY, INC.

Operation and Maintenance Summary
Base Period - 12 Months Ending March 31, 2023
Future Test Year - 12 Months Ending September 30, 2025

	A	B	C	AC	AD	AE	AF	AG	AH
2		Rule 630 Schedule or Workpaper Reference:		Column AA + Column AB		Column AC - Column R			
3	Description	Account Name	FERC Acct	Future Test Year Ending 9/30/2025		Adjusted Base and Test Periods Variance - $	Test Period to Adjusted Base Period Variance - %		Explanation for cost drivers resulting in material change
99	A_6300100-Cost of Natural Gas	Gas for Compressor Station Fuel	854	$ -		$ -			
100	A_6030010-EE ProfDue Subs Fees	Other Fuel and Power for Compressor Stations	855	$ -		$ -			
101	A_6300100-Cost of Natural Gas	Other Fuel and Power for Compressor Stations	855	$ -		$ -			
102	A_6010110-Labor Exempt ST	Mains Expenses	856	$ 16,900		$ 2,220	15%		
103	A_6010130-Labor Exempt NonProd	Mains Expenses	856	$ 5,431		$ 713	15%		
104	A_6010210-Labor NonExm ST	Mains Expenses	856	$ 93,980		$ 12,343	15%		
105	A_6010220-Labor NonExm OT	Mains Expenses	856	$ 21,628		$ 2,841	15%		
106	A_6010230-Labor NonExm NonProd	Mains Expenses	856	$ 21,590		$ 2,836	15%		
107	A_6010910-Labor OffCycle Bonus	Mains Expenses	856	$ 126		$ 17	15%		
108	A_6030010-EE ProfDue Subs Fees	Mains Expenses	856	$ 1,168		$ 93	9%		
109	A_6030040-EE Meals 50% Deduct	Mains Expenses	856	$ 1,943		$ 155	9%		
110	A_6030060-EE Shoes Uniforms	Mains Expenses	856	$ 2,043		$ 163	9%		
111	A_6030070-EE Training	Mains Expenses	856	$ 244		$ 19	9%		
112	A_6030080-EE Travel Lodging	Mains Expenses	856	$ 3,628		$ 290	9%		
113	A_6030800-EE Miscellaneous	Mains Expenses	856	$ 83		$ 7	9%		
114	A_6100070-Consultants-Mgmt	Mains Expenses	856	$ 145		$ 12	9%		
115	A_6100080-Consultants-Other	Mains Expenses	856	$ 2,602,115		$ 2,265,825	674%		Transmission integrity program costs. See WP 4 OM Separately Forecasted.
116	A_6100100-Contractor Services	Mains Expenses	856	$ 3,798		$ (1,057,733)	-100%		Transmission integrity program costs. See WP 4 OM Separately Forecasted.
117	A_6400100-M&S OS Purchases	Mains Expenses	856	$ 1,851		$ 148	9%		
118	A_6400500-M&S Parts	Mains Expenses	856	$ 124		$ 10	9%		
119	A_6401000-M&S Inven Issue	Mains Expenses	856	$ 10,166		$ 812	9%		
120	A_6790230-Postage Ship Courier	Mains Expenses	856	$ 305		$ 24	9%		
121	A_6790320-Fleet Allocation	Mains Expenses	856	$ 14,824		$ 1,184	9%		
122	A_6790321-Stores Allocation	Mains Expenses	856	$ 1,236		$ 99	9%		
123	A_6790322-Small Tools Alloc	Mains Expenses	856	$ 526		$ 42	9%		
124	A_6790800-Other Oper-Misc	Mains Expenses	856	$ 20,589		$ 1,645	9%		
125	A_A6010000-1001/A6010000	Mains Expenses	856	$ 346		$ 45	15%		
126	A_R6010000-1001/R6010000	Mains Expenses	856	$ 4		$ 0	15%		
127	A_6018999-Labor Exp Reclass	Mains Expenses	856	$ 4,860		$ 638			
128	A_6030050-EE Mileage	Mains Expenses	856	$ 146		$ 12			
129	A_6100040-Consultants-Engineer	Mains Expenses	856	$ 27,698		$ 2,212			
130	A_6108999-OutSvc Exp Reclass	Mains Expenses	856	$ 28,362		$ 2,265			
131	A_6500010-Transport-Vehicle	Mains Expenses	856	$ 16		$ 1			
132	A_6790210-Permitting	Mains Expenses	856	$ 535		$ 43			
133	A_6010110-Labor Exempt ST	Measuring and Regulating Station Expenses	857	$ 1,507		$ 198	15%		
134	A_6010130-Labor Exempt NonProd	Measuring and Regulating Station Expenses	857	$ 243		$ 32	15%		
135	A_6010210-Labor NonExm ST	Measuring and Regulating Station Expenses	857	$ 10,569		$ 1,388	15%		
136	A_6010220-Labor NonExm OT	Measuring and Regulating Station Expenses	857	$ 1,627		$ 214	15%		
137	A_6010230-Labor NonExm NonProd	Measuring and Regulating Station Expenses	857	$ 1,409		$ 185	15%		
138	A_6010910-Labor OffCycle Bonus	Measuring and Regulating Station Expenses	857	$ 0		$ 0	15%		
139	A_6030040-EE Meals 50% Deduct	Measuring and Regulating Station Expenses	857	$ 637		$ 51	9%		
140	A_6030060-EE Shoes Uniforms	Measuring and Regulating Station Expenses	857	$ 153		$ 12	9%		
141	A_6030070-EE Training	Measuring and Regulating Station Expenses	857	$ 35		$ 3	9%		
142	A_6030080-EE Travel Lodging	Measuring and Regulating Station Expenses	857	$ 1,113		$ 89	9%		
143	A_6030091-EE Apprec and Gifts	Measuring and Regulating Station Expenses	857	$ 0		$ 0	9%		
144	A_6030800-EE Miscellaneous	Measuring and Regulating Station Expenses	857	$ 2,114		$ 169	9%		

NMGC Exhibit ECB-5
Page 22 of 596

NEW MEXICO GAS COMPANY, INC.

Operation and Maintenance Summary
Base Period - 12 Months Ending March 31, 2023
Future Test Year - 12 Months Ending September 30, 2025

	A	B	C	P	Q	R	S	T	U
2		Rule 630 Schedule or Workpaper Reference:		Sum of Columns D through O	WP OM 3 Column U	Column P + Column Q	WP OM-4 Separately Forecast, Column O	Column R + Column S	Column T * WP 1 Inputs OM - Gen Tax, Line 5
3	Description	Account Name	FERC Acct	Total Company Unadjusted Base Period Ending 3/31/2023	Base Period Adjustments	Adjusted Base Period	Removal of Separately Forecasted Items (To be added back Later)	Remaining Base Period O&M to be Escalated	Escalated Linkage 1 - Results of Pure Escalation of 3.93%
145	A_6100070-Consultants-Mgmt	Measuring and Regulating Station Expenses	857	$ 2	$ -	$ 2	$ -	$ 2	$ 2
146	A_6100080-Consultants-Other	Measuring and Regulating Station Expenses	857	$ 29,982	$ -	$ 29,982	$ -	$ 29,982	$ 31,161
147	A_6100100-Contractor Services	Measuring and Regulating Station Expenses	857	$ 1,204	$ -	$ 1,204	$ -	$ 1,204	$ 1,251
148	A_6400080-M&S Vehicle Fuel	Measuring and Regulating Station Expenses	857	$ 469	$ -	$ 469	$ -	$ 469	$ 488
149	A_6400100-M&S OS Purchases	Measuring and Regulating Station Expenses	857	$ 65,437	$ -	$ 65,437	$ -	$ 65,437	$ 68,010
150	A_6400500-M&S Parts	Measuring and Regulating Station Expenses	857	$ 157	$ -	$ 157	$ -	$ 157	$ 164
151	A_6400510-M&S Small Tools	Measuring and Regulating Station Expenses	857	$ 828	$ -	$ 828	$ -	$ 828	$ 860
152	A_6401000-M&S Inven Issue	Measuring and Regulating Station Expenses	857	$ 39,191	$ -	$ 39,191	$ -	$ 39,191	$ 40,732
153	A_6720020-LTLease-NonOffEquip	Measuring and Regulating Station Expenses	857	$ 6,397	$ -	$ 6,397	$ -	$ 6,397	$ 6,649
154	A_6790199-Fees-Miscellaneous	Measuring and Regulating Station Expenses	857	$ 1,560	$ -	$ 1,560	$ -	$ 1,560	$ 1,622
155	A_6790230-Postage Ship Courier	Measuring and Regulating Station Expenses	857	$ 819	$ -	$ 819	$ -	$ 819	$ 851
156	A_6790320-Fleet Allocation	Measuring and Regulating Station Expenses	857	$ 1,535	$ -	$ 1,535	$ -	$ 1,535	$ 1,595
157	A_6790321-Stores Allocation	Measuring and Regulating Station Expenses	857	$ 5,870	$ -	$ 5,870	$ -	$ 5,870	$ 6,101
158	A_6790322-Small Tools Alloc	Measuring and Regulating Station Expenses	857	$ 2,904	$ -	$ 2,904	$ -	$ 2,904	$ 3,018
159	A_A6010000-1001/A6010000	Measuring and Regulating Station Expenses	857	$ 2	$ 0	$ 2	$ (2)	$ -	$ -
160	A_6300100-Cost of Natural Gas	Transmission and Compression of Gas by Others	858	$ (31,806,696)	$ 31,806,696	$ -	$ -	$ -	$ -
161	A_6010110-Labor Exempt ST	Other Expenses	859	$ 147,452	$ 19,891	$ 167,343	$ (167,343)	$ -	$ -
162	A_6010130-Labor Exempt NonProd	Other Expenses	859	$ 21,673	$ 1,192	$ 22,864	$ (22,864)	$ -	$ -
163	A_6010210-Labor NonExm ST	Other Expenses	859	$ 12,704	$ 1,714	$ 14,418	$ (14,418)	$ -	$ -
164	A_6010230-Labor NonExm NonProd	Other Expenses	859	$ 5,633	$ 310	$ 5,943	$ (5,943)	$ -	$ -
165	A_6030010-EE ProfDue Subs Fees	Other Expenses	859	$ 12,370	$ -	$ 12,370	$ -	$ 12,370	$ 12,857
166	A_6030040-EE Meals 50% Deduct	Other Expenses	859	$ 1,965	$ -	$ 1,965	$ -	$ 1,965	$ 2,042
167	A_6030060-EE Shoes Uniforms	Other Expenses	859	$ 709	$ -	$ 709	$ -	$ 709	$ 737
168	A_6030070-EE Training	Other Expenses	859	$ 1,704	$ -	$ 1,704	$ -	$ 1,704	$ 1,771
169	A_6030080-EE Travel Lodging	Other Expenses	859	$ 4,272	$ -	$ 4,272	$ -	$ 4,272	$ 4,440
170	A_6030091-EE Apprec and Gifts	Other Expenses	859	$ 1	$ -	$ 1	$ -	$ 1	$ 1
171	A_6030800-EE Miscellaneous	Other Expenses	859	$ 2,666	$ -	$ 2,666	$ -	$ 2,666	$ 2,771
172	A_6100070-Consultants-Mgmt	Other Expenses	859	$ 93	$ -	$ 93	$ -	$ 93	$ 97
173	A_6100080-Consultants-Other	Other Expenses	859	$ 20,186	$ -	$ 20,186	$ -	$ 20,186	$ 20,980
174	A_6400020-M&S Gen Office	Other Expenses	859	$ 141	$ -	$ 141	$ -	$ 141	$ 146
175	A_6500010-Transport-Vehicle	Other Expenses	859	$ 2	$ -	$ 2	$ -	$ 2	$ 2
176	A_6790199-Fees-Miscellaneous	Other Expenses	859	$ 123	$ -	$ 123	$ -	$ 123	$ 127
177	A_6790210-Permitting	Other Expenses	859	$ 21,062	$ -	$ 21,062	$ -	$ 21,062	$ 21,890
178	A_6790320-Fleet Allocation	Other Expenses	859	$ 17,125	$ -	$ 17,125	$ -	$ 17,125	$ 17,798
179	A_6790800-Other Oper-Misc	Other Expenses	859	$ 3,347	$ -	$ 3,347	$ -	$ 3,347	$ 3,478
180	A_A6010000-1001/A6010000	Other Expenses	859	$ 2,871	$ 158	$ 3,028	$ (3,028)	$ -	$ -
181	A_6100100-Contractor Services	Other Expenses	859	$ 11	$ -	$ 11	$ -	$ 11	$ 11
182	A_6400080-M&S Vehicle Fuel	Other Expenses	859	$ 158	$ -	$ 158	$ -	$ 158	$ 164
183	A_6400100-M&S OS Purchases	Other Expenses	859	$ 810	$ -	$ 810	$ -	$ 810	$ 841
184	A_6730030-Utilities-Telecom	Other Expenses	859	$ 10	$ -	$ 10	$ -	$ 10	$ 10
185	A_6790230-Postage Ship Courier	Other Expenses	859	$ 92	$ -	$ 92	$ -	$ 92	$ 95
186	A_6790321-Stores Allocation	Other Expenses	859	$ 92	$ -	$ 92	$ -	$ 92	$ 96
187	A_6790322-Small Tools Alloc	Other Expenses	859	$ 33	$ -	$ 33	$ -	$ 33	$ 34
188	**Total Transmission Operation Expenses**			**$ (26,042,708)**	**$ 30,502,725**	**$ 4,460,017**	**$ (3,810,431)**	**$ 649,587**	**$ 675,129**
189									

NMGC Exhibit ECB-5
Page 23 of 596

NEW MEXICO GAS COMPANY, INC.

Operation and Maintenance Summary
Base Period - 12 Months Ending March 31, 2023
Future Test Year - 12 Months Ending September 30, 2025

	A	B	C	V	W	X	Y	Z	AA	AB
2		Rule 630 Schedule or Workpaper Reference:		WP OM-4 Separately Forecast, Column AG	Column U + Column V	Column U * WP 1 Inputs OM - Gen Tax, Line 6	WP OM 4 Separately Forecasted, Column AV	Column X + Column Y	Column X * WP 1 Inputs OM - Gen Tax, Line 7	WP OM 4 Separately Forecasted, Col BL
3	Description	Account Name	FERC Acct	Total Linkage 1 Period Separately Forecasted Items	Linkage 1 Ending 3/31/2024	Escalated Linkage 2 - Results of Pure Escalation of 1.62%	Total Linkage 2 Period Separately Forecasted Items	Linkage 2 Ending 9/30/2024	Escalated Test Year - Results of Pure Escalation of 2.90%	Total Test Period Separately Forecasted Items
145	A_6100070-Consultants-Mgmt	Measuring and Regulating Station Expenses	857	$ -	$ 2	$ 2	$ -	$ 2	$ 2	$ -
146	A_6100080-Consultants-Other	Measuring and Regulating Station Expenses	857	$ -	$ 31,161	$ 31,667	$ -	$ 31,667	$ 32,585	$ -
147	A_6100100-Contractor Services	Measuring and Regulating Station Expenses	857	$ -	$ 1,251	$ 1,271	$ -	$ 1,271	$ 1,308	$ -
148	A_6400080-M&S Vehicle Fuel	Measuring and Regulating Station Expenses	857	$ -	$ 488	$ 496	$ -	$ 496	$ 510	$ -
149	A_6400100-M&S OS Purchases	Measuring and Regulating Station Expenses	857	$ -	$ 68,010	$ 69,114	$ -	$ 69,114	$ 71,118	$ -
150	A_6400500-M&S Parts	Measuring and Regulating Station Expenses	857	$ -	$ 164	$ 166	$ -	$ 166	$ 171	$ -
151	A_6400510-M&S Small Tools	Measuring and Regulating Station Expenses	857	$ -	$ 860	$ 874	$ -	$ 874	$ 900	$ -
152	A_6401000-M&S Inven Issue	Measuring and Regulating Station Expenses	857	$ -	$ 40,732	$ 41,393	$ -	$ 41,393	$ 42,593	$ -
153	A_6720020-LTLease-NonOffEquip	Measuring and Regulating Station Expenses	857	$ -	$ 6,649	$ 6,757	$ -	$ 6,757	$ 6,952	$ -
154	A_6790199-Fees-Miscellaneous	Measuring and Regulating Station Expenses	857	$ -	$ 1,622	$ 1,648	$ -	$ 1,648	$ 1,696	$ -
155	A_6790230-Postage Ship Courier	Measuring and Regulating Station Expenses	857	$ -	$ 851	$ 865	$ -	$ 865	$ 890	$ -
156	A_6790320-Fleet Allocation	Measuring and Regulating Station Expenses	857	$ -	$ 1,595	$ 1,621	$ -	$ 1,621	$ 1,668	$ -
157	A_6790321-Stores Allocation	Measuring and Regulating Station Expenses	857	$ -	$ 6,101	$ 6,200	$ -	$ 6,200	$ 6,380	$ -
158	A_6790322-Small Tools Alloc	Measuring and Regulating Station Expenses	857	$ -	$ 3,018	$ 3,067	$ -	$ 3,067	$ 3,156	$ -
159	A_A6010000-1001/A6010000	Measuring and Regulating Station Expenses	857	$ 2	$ 2	$ -	$ 2	$ 2	$ -	$ 2
160	A_6300100-Cost of Natural Gas	Transmission and Compression of Gas by Others	858	$ -	$ -	$ -	$ -	$ -	$ -	$ -
161	A_6010110-Labor Exempt ST	Other Expenses	859	$ 170,271	$ 170,271	$ -	$ 173,200	$ 173,200	$ -	$ 192,644
162	A_6010130-Labor Exempt NonProd	Other Expenses	859	$ 23,264	$ 23,264	$ -	$ 23,664	$ 23,664	$ -	$ 26,321
163	A_6010210-Labor NonExm ST	Other Expenses	859	$ 14,670	$ 14,670	$ -	$ 14,922	$ 14,922	$ -	$ 16,598
164	A_6010230-Labor NonExm NonProd	Other Expenses	859	$ 6,047	$ 6,047	$ -	$ 6,151	$ 6,151	$ -	$ 6,842
165	A_6030010-EE ProfDue Subs Fees	Other Expenses	859	$ -	$ 12,857	$ 13,065	$ -	$ 13,065	$ 13,444	$ -
166	A_6030040-EE Meals 50% Deduct	Other Expenses	859	$ -	$ 2,042	$ 2,075	$ -	$ 2,075	$ 2,136	$ -
167	A_6030060-EE Shoes Uniforms	Other Expenses	859	$ -	$ 737	$ 749	$ -	$ 749	$ 771	$ -
168	A_6030070-EE Training	Other Expenses	859	$ -	$ 1,771	$ 1,800	$ -	$ 1,800	$ 1,852	$ -
169	A_6030080-EE Travel Lodging	Other Expenses	859	$ -	$ 4,440	$ 4,512	$ -	$ 4,512	$ 4,643	$ -
170	A_6030091-EE Apprec and Gifts	Other Expenses	859	$ -	$ 1	$ 1	$ -	$ 1	$ 1	$ -
171	A_6030800-EE Miscellaneous	Other Expenses	859	$ -	$ 2,771	$ 2,816	$ -	$ 2,816	$ 2,898	$ -
172	A_6100070-Consultants-Mgmt	Other Expenses	859	$ -	$ 97	$ 99	$ -	$ 99	$ 101	$ -
173	A_6100080-Consultants-Other	Other Expenses	859	$ -	$ 20,980	$ 21,320	$ -	$ 21,320	$ 21,938	$ -
174	A_6400020-M&S Gen Office	Other Expenses	859	$ -	$ 146	$ 148	$ -	$ 148	$ 153	$ -
175	A_6500010-Transport-Vehicle	Other Expenses	859	$ -	$ 2	$ 2	$ -	$ 2	$ 2	$ -
176	A_6790199-Fees-Miscellaneous	Other Expenses	859	$ -	$ 127	$ 129	$ -	$ 129	$ 133	$ -
177	A_6790210-Permitting	Other Expenses	859	$ -	$ 21,890	$ 22,246	$ -	$ 22,246	$ 22,891	$ -
178	A_6790320-Fleet Allocation	Other Expenses	859	$ -	$ 17,798	$ 18,087	$ -	$ 18,087	$ 18,611	$ -
179	A_6790800-Other Oper-Misc	Other Expenses	859	$ -	$ 3,478	$ 3,535	$ -	$ 3,535	$ 3,637	$ -
180	A_A6010000-1001/A6010000	Other Expenses	859	$ 3,081	$ 3,081	$ -	$ 3,134	$ 3,134	$ -	$ 3,486
181	A_6100100-Contractor Services	Other Expenses	859	$ -	$ 11	$ 11	$ -	$ 11	$ 12	$ -
182	A_6400080-M&S Vehicle Fuel	Other Expenses	859	$ -	$ 164	$ 167	$ -	$ 167	$ 172	$ -
183	A_6400100-M&S OS Purchases	Other Expenses	859	$ -	$ 841	$ 855	$ -	$ 855	$ 880	$ -
184	A_6730030-Utilities-Telecom	Other Expenses	859	$ -	$ 10	$ 10	$ -	$ 10	$ 11	$ -
185	A_6790230-Postage Ship Courier	Other Expenses	859	$ -	$ 95	$ 97	$ -	$ 97	$ 100	$ -
186	A_6790321-Stores Allocation	Other Expenses	859	$ -	$ 96	$ 98	$ -	$ 98	$ 101	$ -
187	A_6790322-Small Tools Alloc	Other Expenses	859	$ -	$ 34	$ 34	$ -	$ 34	$ 35	$ -
188	**Total Transmission Operation Expenses**			**$ 4,863,191**	**$ 5,538,320**	**$ 686,087**	**$ 4,545,520**	**$ 5,231,607**	**$ 705,979**	**$ 5,384,352**
189										

NMGC Exhibit ECB-5
Page 24 of 596

NEW MEXICO GAS COMPANY, INC.

Operation and Maintenance Summary
Base Period - 12 Months Ending March 31, 2023
Future Test Year - 12 Months Ending September 30, 2025

	A	B	C	AC	AD	AE	AF	AG	AH
2		Rule 630 Schedule or Workpaper Reference:		Column AA + Column AB		Column AC - Column R			
3	Description	Account Name	FERC Acct	Future Test Year Ending 9/30/2025		Adjusted Base and Test Periods Variance - $	Test Period to Adjusted Base Period Variance - %		Explanation for cost drivers resulting in material change
145	A_6100070-Consultants-Mgmt	Measuring and Regulating Station Expenses	857	$ 2		$ 0	9%		
146	A_6100080-Consultants-Other	Measuring and Regulating Station Expenses	857	$ 32,585		$ 2,603	9%		
147	A_6100100-Contractor Services	Measuring and Regulating Station Expenses	857	$ 1,308		$ 104	9%		
148	A_6400080-M&S Vehicle Fuel	Measuring and Regulating Station Expenses	857	$ 510		$ 41	9%		
149	A_6400100-M&S OS Purchases	Measuring and Regulating Station Expenses	857	$ 71,118		$ 5,681	9%		
150	A_6400500-M&S Parts	Measuring and Regulating Station Expenses	857	$ 171		$ 14	9%		
151	A_6400510-M&S Small Tools	Measuring and Regulating Station Expenses	857	$ 900		$ 72	9%		
152	A_6401000-M&S Inven Issue	Measuring and Regulating Station Expenses	857	$ 42,593		$ 3,402	9%		
153	A_6720020-LTLease-NonOffEquip	Measuring and Regulating Station Expenses	857	$ 6,952		$ 555	9%		
154	A_6790199-Fees-Miscellaneous	Measuring and Regulating Station Expenses	857	$ 1,696		$ 135	9%		
155	A_6790230-Postage Ship Courier	Measuring and Regulating Station Expenses	857	$ 890		$ 71	9%		
156	A_6790320-Fleet Allocation	Measuring and Regulating Station Expenses	857	$ 1,668		$ 133	9%		
157	A_6790321-Stores Allocation	Measuring and Regulating Station Expenses	857	$ 6,380		$ 510	9%		
158	A_6790322-Small Tools Alloc	Measuring and Regulating Station Expenses	857	$ 3,156		$ 252	9%		
159	A_A6010000-1001/A6010000	Measuring and Regulating Station Expenses	857	$ 2		$ 0	15%		
160	A_6300100-Cost of Natural Gas	Transmission and Compression of Gas by Others	858	$ -		$ -			
161	A_6010110-Labor Exempt ST	Other Expenses	859	$ 192,644		$ 25,302	15%		
162	A_6010130-Labor Exempt NonProd	Other Expenses	859	$ 26,321		$ 3,457	15%		
163	A_6010210-Labor NonExm ST	Other Expenses	859	$ 16,598		$ 2,180	15%		
164	A_6010230-Labor NonExm NonProd	Other Expenses	859	$ 6,842		$ 899	15%		
165	A_6030010-EE ProfDue Subs Fees	Other Expenses	859	$ 13,444		$ 1,074	9%		
166	A_6030040-EE Meals 50% Deduct	Other Expenses	859	$ 2,136		$ 171	9%		
167	A_6030060-EE Shoes Uniforms	Other Expenses	859	$ 771		$ 62	9%		
168	A_6030070-EE Training	Other Expenses	859	$ 1,852		$ 148	9%		
169	A_6030080-EE Travel Lodging	Other Expenses	859	$ 4,643		$ 371	9%		
170	A_6030091-EE Apprec and Gifts	Other Expenses	859	$ 1		$ 0	9%		
171	A_6030800-EE Miscellaneous	Other Expenses	859	$ 2,898		$ 231	9%		
172	A_6100070-Consultants-Mgmt	Other Expenses	859	$ 101		$ 8	9%		
173	A_6100080-Consultants-Other	Other Expenses	859	$ 21,938		$ 1,752	9%		
174	A_6400020-M&S Gen Office	Other Expenses	859	$ 153		$ 12	9%		
175	A_6500010-Transport-Vehicle	Other Expenses	859	$ 2		$ 0	9%		
176	A_6790199-Fees-Miscellaneous	Other Expenses	859	$ 133		$ 11	9%		
177	A_6790210-Permitting	Other Expenses	859	$ 22,891		$ 1,828	9%		
178	A_6790320-Fleet Allocation	Other Expenses	859	$ 18,611		$ 1,487	9%		
179	A_6790800-Other Oper-Misc	Other Expenses	859	$ 3,637		$ 291	9%		
180	A_A6010000-1001/A6010000	Other Expenses	859	$ 3,486		$ 458	15%		
181	A_6100100-Contractor Services	Other Expenses	859	$ 12		$ 1	9%		
182	A_6400080-M&S Vehicle Fuel	Other Expenses	859	$ 172		$ 14	9%		
183	A_6400100-M&S OS Purchases	Other Expenses	859	$ 880		$ 70	9%		
184	A_6730030-Utilities-Telecom	Other Expenses	859	$ 11		$ 1	9%		
185	A_6790230-Postage Ship Courier	Other Expenses	859	$ 100		$ 8	9%		
186	A_6790321-Stores Allocation	Other Expenses	859	$ 101		$ 8	9%		
187	A_6790322-Small Tools Alloc	Other Expenses	859	$ 35		$ 3	9%		
188	**Total Transmission Operation Expenses**			**$ 6,090,332**		**$ 1,630,315**	**37%**		
189									

NMGC Exhibit ECB-5
Page 25 of 596

NEW MEXICO GAS COMPANY, INC.

Operation and Maintenance Summary
Base Period - 12 Months Ending March 31, 2023
Future Test Year - 12 Months Ending September 30, 2025

	A	B	C	P	Q	R	S	T	U
2		Rule 630 Schedule or Workpaper Reference:		Sum of Columns D through O	WP OM 3 Column U	Column P + Column Q	WP OM-4 Separately Forecast, Column O	Column R + Column S	Column T * WP 1 Inputs OM - Gen Tax, Line 5
3	Description	Account Name	FERC Acct	Total Company Unadjusted Base Period Ending 3/31/2023	Base Period Adjustments	Adjusted Base Period	Removal of Separately Forecasted Items (To be added back Later)	Remaining Base Period O&M to be Escalated	Escalated Linkage 1 - Results of Pure Escalation of 3.93%
190	**Transmission Expenses - Maintenance:**								
191	A_6790326-Facilities Alloc	Rents	860	$ 221,336	$ -	$ 221,336	$ -	$ 221,336	$ 230,040
192	A_6010110-Labor Exempt ST	Maintenance of Mains	863	$ 13,618	$ 1,837	$ 15,455	$ (15,455)	$ -	$ -
193	A_6010130-Labor Exempt NonProd	Maintenance of Mains	863	$ 3,124	$ 172	$ 3,296	$ (3,296)	$ -	$ -
194	A_6010210-Labor NonExm ST	Maintenance of Mains	863	$ 82,034	$ 11,066	$ 93,100	$ (93,100)	$ -	$ -
195	A_6010220-Labor NonExm OT	Maintenance of Mains	863	$ 22,758	$ (3,633)	$ 19,124	$ (19,124)	$ -	$ -
196	A_6010230-Labor NonExm NonProd	Maintenance of Mains	863	$ 13,927	$ 766	$ 14,693	$ (14,693)	$ -	$ -
197	A_6010910-Labor OffCycle Bonus	Maintenance of Mains	863	$ 30	$ 2	$ 31	$ (31)	$ -	$ -
198	A_6030010-EE ProfDue Subs Fees	Maintenance of Mains	863	$ 0	$ -	$ 0	$ -	$ 0	$ 0
199	A_6030040-EE Meals 50% Deduct	Maintenance of Mains	863	$ 441	$ -	$ 441	$ -	$ 441	$ 458
200	A_6030060-EE Shoes Uniforms	Maintenance of Mains	863	$ 1,767	$ -	$ 1,767	$ -	$ 1,767	$ 1,837
201	A_6030070-EE Training	Maintenance of Mains	863	$ 302	$ -	$ 302	$ -	$ 302	$ 314
202	A_6030091-EE Apprec and Gifts	Maintenance of Mains	863	$ 1	$ -	$ 1	$ -	$ 1	$ 1
203	A_6030800-EE Miscellaneous	Maintenance of Mains	863	$ 86	$ -	$ 86	$ -	$ 86	$ 89
204	A_6100070-Consultants-Mgmt	Maintenance of Mains	863	$ 83	$ -	$ 83	$ -	$ 83	$ 86
205	A_6100080-Consultants-Other	Maintenance of Mains	863	$ 116	$ -	$ 116	$ -	$ 116	$ 121
206	A_6100100-Contractor Services	Maintenance of Mains	863	$ 13,313	$ -	$ 13,313	$ -	$ 13,313	$ 13,836
207	A_6400100-M&S OS Purchases	Maintenance of Mains	863	$ 16,081	$ -	$ 16,081	$ -	$ 16,081	$ 16,713
208	A_6400500-M&S Parts	Maintenance of Mains	863	$ 364	$ -	$ 364	$ -	$ 364	$ 379
209	A_6400510-M&S Small Tools	Maintenance of Mains	863	$ 257	$ -	$ 257	$ -	$ 257	$ 267
210	A_6401000-M&S Inven Issue	Maintenance of Mains	863	$ 3,073	$ -	$ 3,073	$ -	$ 3,073	$ 3,193
211	A_6790320-Fleet Allocation	Maintenance of Mains	863	$ 17,677	$ -	$ 17,677	$ -	$ 17,677	$ 18,372
212	A_6790321-Stores Allocation	Maintenance of Mains	863	$ 1,251	$ -	$ 1,251	$ -	$ 1,251	$ 1,301
213	A_6790322-Small Tools Alloc	Maintenance of Mains	863	$ 793	$ -	$ 793	$ -	$ 793	$ 825
214	A_6010000-1001/A6010000	Maintenance of Mains	863	$ (392)	$ (22)	$ (414)	$ 414	$ -	$ -
215	A_6010010-1001/R6010010	Maintenance of Mains	863	$ (615)	$ (34)	$ (649)	$ 649	$ -	$ -
216	A_6500010-Transport-Vehicle	Maintenance of Mains	863	$ 2,605	$ -	$ 2,605	$ -	$ 2,605	$ 2,708
217	A_6710060-ST Rent-Vehicle	Maintenance of Mains	863	$ 1,641	$ -	$ 1,641	$ -	$ 1,641	$ 1,705
218	A_6010110-Labor Exempt ST	Maintenance of Compressor Station Equipment	864	$ 79,228	$ 10,688	$ 89,916	$ (89,916)	$ -	$ -
219	A_6010130-Labor Exempt NonProd	Maintenance of Compressor Station Equipment	864	$ 15,275	$ 840	$ 16,115	$ (16,115)	$ -	$ -
220	A_6010210-Labor NonExm ST	Maintenance of Compressor Station Equipment	864	$ 206,965	$ 27,920	$ 234,884	$ (234,884)	$ -	$ -
221	A_6010220-Labor NonExm OT	Maintenance of Compressor Station Equipment	864	$ 60,423	$ (9,647)	$ 50,776	$ (50,776)	$ -	$ -
222	A_6010230-Labor NonExm NonProd	Maintenance of Compressor Station Equipment	864	$ 42,723	$ 2,349	$ 45,072	$ (45,072)	$ -	$ -
223	A_6010910-Labor OffCycle Bonus	Maintenance of Compressor Station Equipment	864	$ 1,087	$ 60	$ 1,147	$ (1,147)	$ -	$ -
224	A_6030010-EE ProfDue Subs Fees	Maintenance of Compressor Station Equipment	864	$ 3	$ -	$ 3	$ -	$ 3	$ 3
225	A_6030040-EE Meals 50% Deduct	Maintenance of Compressor Station Equipment	864	$ 6,976	$ -	$ 6,976	$ -	$ 6,976	$ 7,250
226	A_6030060-EE Shoes Uniforms	Maintenance of Compressor Station Equipment	864	$ 3,343	$ -	$ 3,343	$ -	$ 3,343	$ 3,475
227	A_6030070-EE Training	Maintenance of Compressor Station Equipment	864	$ 900	$ -	$ 900	$ -	$ 900	$ 935
228	A_6030080-EE Travel Lodging	Maintenance of Compressor Station Equipment	864	$ 27,915	$ -	$ 27,915	$ -	$ 27,915	$ 29,013
229	A_6030091-EE Apprec and Gifts	Maintenance of Compressor Station Equipment	864	$ 1	$ -	$ 1	$ -	$ 1	$ 1
230	A_6030800-EE Miscellaneous	Maintenance of Compressor Station Equipment	864	$ 208	$ -	$ 208	$ -	$ 208	$ 216
231	A_6100040-Consultants-Engineer	Maintenance of Compressor Station Equipment	864	$ 1,029	$ -	$ 1,029	$ -	$ 1,029	$ 1,069
232	A_6100070-Consultants-Mgmt	Maintenance of Compressor Station Equipment	864	$ 184	$ -	$ 184	$ -	$ 184	$ 191
233	A_6100080-Consultants-Other	Maintenance of Compressor Station Equipment	864	$ 133,905	$ -	$ 133,905	$ -	$ 133,905	$ 139,171
234	A_6100100-Contractor Services	Maintenance of Compressor Station Equipment	864	$ 2,773	$ -	$ 2,773	$ -	$ 2,773	$ 2,882
235	A_6400020-M&S Gen Office	Maintenance of Compressor Station Equipment	864	$ 114	$ -	$ 114	$ -	$ 114	$ 118
236	A_6400050-M&S Lubricants	Maintenance of Compressor Station Equipment	864	$ 18,403	$ -	$ 18,403	$ -	$ 18,403	$ 19,127
237	A_6400080-M&S Vehicle Fuel	Maintenance of Compressor Station Equipment	864	$ 594	$ -	$ 594	$ -	$ 594	$ 618

NMGC Exhibit ECB-5
Page 26 of 596

NEW MEXICO GAS COMPANY, INC.

Operation and Maintenance Summary
Base Period - 12 Months Ending March 31, 2023
Future Test Year - 12 Months Ending September 30, 2025

	A	B	C	V	W	X	Y	Z	AA	AB
2		Rule 630 Schedule or Workpaper Reference:		WP OM-4 Separately Forecast, Column AG	Column U + Column V	Column U * WP 1 Inputs OM - Gen Tax, Line 6	WP OM 4 Separately Forecasted, Column AV	Column X + Column Y	Column X * WP 1 Inputs OM - Gen Tax, Line 7	WP OM 4 Separately Forecasted, Col BL
3	Description	Account Name	FERC Acct	Total Linkage 1 Period Separately Forecasted Items	Linkage 1 Ending 3/31/2024	Escalated Linkage 2 - Results of Pure Escalation of 1.62%	Total Linkage 2 Period Separately Forecasted Items	Linkage 2 Ending 9/30/2024	Escalated Test Year - Results of Pure Escalation of 2.90%	Total Test Period Separately Forecasted Items
190	**Transmission Expenses - Maintenance:**									
191	A_6790326-Facilities Alloc	Rents	860	$ -	$ 230,040	$ 233,773	$ -	$ 233,773	$ 240,551	$ -
192	A_6010110-Labor Exempt ST	Maintenance of Mains	863	$ 15,726	$ 15,726	$ -	$ 15,996	$ 15,996	$ -	$ 17,792
193	A_6010130-Labor Exempt NonProd	Maintenance of Mains	863	$ 3,354	$ 3,354	$ -	$ 3,412	$ 3,412	$ -	$ 3,795
194	A_6010210-Labor NonExm ST	Maintenance of Mains	863	$ 94,729	$ 94,729	$ -	$ 96,359	$ 96,359	$ -	$ 107,176
195	A_6010220-Labor NonExm OT	Maintenance of Mains	863	$ 19,459	$ 19,459	$ -	$ 19,794	$ 19,794	$ -	$ 22,016
196	A_6010230-Labor NonExm NonProd	Maintenance of Mains	863	$ 14,950	$ 14,950	$ -	$ 15,207	$ 15,207	$ -	$ 16,914
197	A_6010910-Labor OffCycle Bonus	Maintenance of Mains	863	$ 32	$ 32	$ -	$ 33	$ 33	$ -	$ 36
198	A_6030010-EE ProfDue Subs Fees	Maintenance of Mains	863	$ -	$ 0	$ 0	$ -	$ 0	$ 0	$ -
199	A_6030040-EE Meals 50% Deduct	Maintenance of Mains	863	$ -	$ 458	$ 466	$ -	$ 466	$ 479	$ -
200	A_6030060-EE Shoes Uniforms	Maintenance of Mains	863	$ -	$ 1,837	$ 1,867	$ -	$ 1,867	$ 1,921	$ -
201	A_6030070-EE Training	Maintenance of Mains	863	$ -	$ 314	$ 319	$ -	$ 319	$ 328	$ -
202	A_6030091-EE Apprec and Gifts	Maintenance of Mains	863	$ -	$ 1	$ 1	$ -	$ 1	$ 1	$ -
203	A_6030800-EE Miscellaneous	Maintenance of Mains	863	$ -	$ 89	$ 91	$ -	$ 91	$ 93	$ -
204	A_6100070-Consultants-Mgmt	Maintenance of Mains	863	$ -	$ 86	$ 88	$ -	$ 88	$ 90	$ -
205	A_6100080-Consultants-Other	Maintenance of Mains	863	$ -	$ 121	$ 123	$ -	$ 123	$ 126	$ -
206	A_6100100-Contractor Services	Maintenance of Mains	863	$ -	$ 13,836	$ 14,061	$ -	$ 14,061	$ 14,469	$ -
207	A_6400100-M&S OS Purchases	Maintenance of Mains	863	$ -	$ 16,713	$ 16,984	$ -	$ 16,984	$ 17,477	$ -
208	A_6400500-M&S Parts	Maintenance of Mains	863	$ -	$ 379	$ 385	$ -	$ 385	$ 396	$ -
209	A_6400510-M&S Small Tools	Maintenance of Mains	863	$ -	$ 267	$ 271	$ -	$ 271	$ 279	$ -
210	A_6401000-M&S Inven Issue	Maintenance of Mains	863	$ -	$ 3,193	$ 3,245	$ -	$ 3,245	$ 3,339	$ -
211	A_6790320-Fleet Allocation	Maintenance of Mains	863	$ -	$ 18,372	$ 18,670	$ -	$ 18,670	$ 19,211	$ -
212	A_6790321-Stores Allocation	Maintenance of Mains	863	$ -	$ 1,301	$ 1,322	$ -	$ 1,322	$ 1,360	$ -
213	A_6790322-Small Tools Alloc	Maintenance of Mains	863	$ -	$ 825	$ 838	$ -	$ 838	$ 862	$ -
214	A_6010000-1001/A6010000	Maintenance of Mains	863	$ (421)	$ (421)	$ -	$ (429)	$ (429)	$ -	$ (477)
215	A_6010010-1001/R6010010	Maintenance of Mains	863	$ (660)	$ (660)	$ -	$ (671)	$ (671)	$ -	$ (747)
216	A_6500010-Transport-Vehicle	Maintenance of Mains	863	$ -	$ 2,708	$ 2,752	$ -	$ 2,752	$ 2,832	$ -
217	A_6710060-ST Rent-Vehicle	Maintenance of Mains	863	$ -	$ 1,705	$ 1,733	$ -	$ 1,733	$ 1,783	$ -
218	A_6010110-Labor Exempt ST	Maintenance of Compressor Station Equipment	864	$ 91,490	$ 91,490	$ -	$ 93,063	$ 93,063	$ -	$ 103,511
219	A_6010130-Labor Exempt NonProd	Maintenance of Compressor Station Equipment	864	$ 16,397	$ 16,397	$ -	$ 16,679	$ 16,679	$ -	$ 18,551
220	A_6010210-Labor NonExm ST	Maintenance of Compressor Station Equipment	864	$ 238,995	$ 238,995	$ -	$ 243,105	$ 243,105	$ -	$ 270,398
221	A_6010220-Labor NonExm OT	Maintenance of Compressor Station Equipment	864	$ 51,665	$ 51,665	$ -	$ 52,553	$ 52,553	$ -	$ 58,453
222	A_6010230-Labor NonExm NonProd	Maintenance of Compressor Station Equipment	864	$ 45,861	$ 45,861	$ -	$ 46,650	$ 46,650	$ -	$ 51,887
223	A_6010910-Labor OffCycle Bonus	Maintenance of Compressor Station Equipment	864	$ 1,167	$ 1,167	$ -	$ 1,187	$ 1,187	$ -	$ 1,321
224	A_6030010-EE ProfDue Subs Fees	Maintenance of Compressor Station Equipment	864	$ -	$ 3	$ 3	$ -	$ 3	$ 3	$ -
225	A_6030040-EE Meals 50% Deduct	Maintenance of Compressor Station Equipment	864	$ -	$ 7,250	$ 7,368	$ -	$ 7,368	$ 7,581	$ -
226	A_6030060-EE Shoes Uniforms	Maintenance of Compressor Station Equipment	864	$ -	$ 3,475	$ 3,531	$ -	$ 3,531	$ 3,633	$ -
227	A_6030070-EE Training	Maintenance of Compressor Station Equipment	864	$ -	$ 935	$ 950	$ -	$ 950	$ 978	$ -
228	A_6030080-EE Travel Lodging	Maintenance of Compressor Station Equipment	864	$ -	$ 29,013	$ 29,484	$ -	$ 29,484	$ 30,338	$ -
229	A_6030091-EE Apprec and Gifts	Maintenance of Compressor Station Equipment	864	$ -	$ 1	$ 1	$ -	$ 1	$ 1	$ -
230	A_6030800-EE Miscellaneous	Maintenance of Compressor Station Equipment	864	$ -	$ 216	$ 219	$ -	$ 219	$ 226	$ -
231	A_6100040-Consultants-Engineer	Maintenance of Compressor Station Equipment	864	$ -	$ 1,069	$ 1,087	$ -	$ 1,087	$ 1,118	$ -
232	A_6100070-Consultants-Mgmt	Maintenance of Compressor Station Equipment	864	$ -	$ 191	$ 194	$ -	$ 194	$ 200	$ -
233	A_6100080-Consultants-Other	Maintenance of Compressor Station Equipment	864	$ -	$ 139,171	$ 141,429	$ -	$ 141,429	$ 145,530	$ -
234	A_6100100-Contractor Services	Maintenance of Compressor Station Equipment	864	$ -	$ 2,882	$ 2,929	$ -	$ 2,929	$ 3,014	$ -
235	A_6400020-M&S Gen Office	Maintenance of Compressor Station Equipment	864	$ -	$ 118	$ 120	$ -	$ 120	$ 124	$ -
236	A_6400050-M&S Lubricants	Maintenance of Compressor Station Equipment	864	$ -	$ 19,127	$ 19,437	$ -	$ 19,437	$ 20,001	$ -
237	A_6400080-M&S Vehicle Fuel	Maintenance of Compressor Station Equipment	864	$ -	$ 618	$ 628	$ -	$ 628	$ 646	$ -

NMGC Exhibit ECB-5
Page 27 of 596

NEW MEXICO GAS COMPANY, INC.

Operation and Maintenance Summary
Base Period - 12 Months Ending March 31, 2023
Future Test Year - 12 Months Ending September 30, 2025

	A	B	C	AC	AD	AE	AF	AG	AH
2		Rule 630 Schedule or Workpaper Reference:		Column AA + Column AB		Column AC - Column R			
3	Description	Account Name	FERC Acct	Future Test Year Ending 9/30/2025		Adjusted Base and Test Periods Variance - $	Test Period to Adjusted Base Period Variance - %		Explanation for cost drivers resulting in material change
190	**Transmission Expenses - Maintenance:**								
191	A_6790326-Facilities Alloc	Rents	860	$ 240,551		$ 19,215	9%		
192	A_6010110-Labor Exempt ST	Maintenance of Mains	863	$ 17,792		$ 2,337	15%		
193	A_6010130-Labor Exempt NonProd	Maintenance of Mains	863	$ 3,795		$ 498	15%		
194	A_6010210-Labor NonExm ST	Maintenance of Mains	863	$ 107,176		$ 14,076	15%		
195	A_6010220-Labor NonExm OT	Maintenance of Mains	863	$ 22,016		$ 2,892	15%		
196	A_6010230-Labor NonExm NonProd	Maintenance of Mains	863	$ 16,914		$ 2,221	15%		
197	A_6010910-Labor OffCycle Bonus	Maintenance of Mains	863	$ 36		$ 5	15%		
198	A_6030010-EE ProfDue Subs Fees	Maintenance of Mains	863	$ 0		$ 0	9%		
199	A_6030040-EE Meals 50% Deduct	Maintenance of Mains	863	$ 479		$ 38	9%		
200	A_6030060-EE Shoes Uniforms	Maintenance of Mains	863	$ 1,921		$ 153	9%		
201	A_6030070-EE Training	Maintenance of Mains	863	$ 328		$ 26	9%		
202	A_6030091-EE Apprec and Gifts	Maintenance of Mains	863	$ 1		$ 0	9%		
203	A_6030800-EE Miscellaneous	Maintenance of Mains	863	$ 93		$ 7	9%		
204	A_6100070-Consultants-Mgmt	Maintenance of Mains	863	$ 90		$ 7	9%		
205	A_6100080-Consultants-Other	Maintenance of Mains	863	$ 126		$ 10	9%		
206	A_6100100-Contractor Services	Maintenance of Mains	863	$ 14,469		$ 1,156	9%		
207	A_6400100-M&S OS Purchases	Maintenance of Mains	863	$ 17,477		$ 1,396	9%		
208	A_6400500-M&S Parts	Maintenance of Mains	863	$ 396		$ 32	9%		
209	A_6400510-M&S Small Tools	Maintenance of Mains	863	$ 279		$ 22	9%		
210	A_6401000-M&S Inven Issue	Maintenance of Mains	863	$ 3,339		$ 267	9%		
211	A_6790320-Fleet Allocation	Maintenance of Mains	863	$ 19,211		$ 1,535	9%		
212	A_6790321-Stores Allocation	Maintenance of Mains	863	$ 1,360		$ 109	9%		
213	A_6790322-Small Tools Alloc	Maintenance of Mains	863	$ 862		$ 69	9%		
214	A_6010000-1001/A6010000	Maintenance of Mains	863	$ (477)		$ (63)	15%		
215	A_6010010-1001/R6010010	Maintenance of Mains	863	$ (747)		$ (98)	15%		
216	A_6500010-Transport-Vehicle	Maintenance of Mains	863	$ 2,832		$ 226	9%		
217	A_6710060-ST Rent-Vehicle	Maintenance of Mains	863	$ 1,783		$ 142	9%		
218	A_6010110-Labor Exempt ST	Maintenance of Compressor Station Equipment	864	$ 103,511		$ 13,595	15%		
219	A_6010130-Labor Exempt NonProd	Maintenance of Compressor Station Equipment	864	$ 18,551		$ 2,436	15%		
220	A_6010210-Labor NonExm ST	Maintenance of Compressor Station Equipment	864	$ 270,398		$ 35,513	15%		
221	A_6010220-Labor NonExm OT	Maintenance of Compressor Station Equipment	864	$ 58,453		$ 7,677	15%		
222	A_6010230-Labor NonExm NonProd	Maintenance of Compressor Station Equipment	864	$ 51,887		$ 6,815	15%		
223	A_6010910-Labor OffCycle Bonus	Maintenance of Compressor Station Equipment	864	$ 1,321		$ 173	15%		
224	A_6030010-EE ProfDue Subs Fees	Maintenance of Compressor Station Equipment	864	$ 3		$ 0	9%		
225	A_6030040-EE Meals 50% Deduct	Maintenance of Compressor Station Equipment	864	$ 7,581		$ 606	9%		
226	A_6030060-EE Shoes Uniforms	Maintenance of Compressor Station Equipment	864	$ 3,633		$ 290	9%		
227	A_6030070-EE Training	Maintenance of Compressor Station Equipment	864	$ 978		$ 78	9%		
228	A_6030080-EE Travel Lodging	Maintenance of Compressor Station Equipment	864	$ 30,338		$ 2,423	9%		
229	A_6030091-EE Apprec and Gifts	Maintenance of Compressor Station Equipment	864	$ 1		$ 0	9%		
230	A_6030800-EE Miscellaneous	Maintenance of Compressor Station Equipment	864	$ 226		$ 18	9%		
231	A_6100040-Consultants-Engineer	Maintenance of Compressor Station Equipment	864	$ 1,118		$ 89	9%		
232	A_6100070-Consultants-Mgmt	Maintenance of Compressor Station Equipment	864	$ 200		$ 16	9%		
233	A_6100080-Consultants-Other	Maintenance of Compressor Station Equipment	864	$ 145,530		$ 11,625	9%		
234	A_6100100-Contractor Services	Maintenance of Compressor Station Equipment	864	$ 3,014		$ 241	9%		
235	A_6400020-M&S Gen Office	Maintenance of Compressor Station Equipment	864	$ 124		$ 10	9%		
236	A_6400050-M&S Lubricants	Maintenance of Compressor Station Equipment	864	$ 20,001		$ 1,598	9%		
237	A_6400080-M&S Vehicle Fuel	Maintenance of Compressor Station Equipment	864	$ 646		$ 52	9%		

NMGC Exhibit ECB-5
Page 28 of 596

NEW MEXICO GAS COMPANY, INC.

Operation and Maintenance Summary
Base Period - 12 Months Ending March 31, 2023
Future Test Year - 12 Months Ending September 30, 2025

	A	B	C	P	Q	R	S	T	U
2		Rule 630 Schedule or Workpaper Reference:		Sum of Columns D through O	WP OM 3 Column U	Column P + Column Q	WP OM-4 Separately Forecast, Column O	Column R + Column S	Column T * WP 1 Inputs OM - Gen Tax, Line 5
3	Description	Account Name	FERC Acct	Total Company Unadjusted Base Period Ending 3/31/2023	Base Period Adjustments	Adjusted Base Period	Removal of Separately Forecasted Items (To be added back Later)	Remaining Base Period O&M to be Escalated	Escalated Linkage 1 - Results of Pure Escalation of 3.93%
238	A_6400100-M&S OS Purchases	Maintenance of Compressor Station Equipment	864	$ 142,406	$ -	$ 142,406	$ -	$ 142,406	$ 148,005
239	A_6400510-M&S Small Tools	Maintenance of Compressor Station Equipment	864	$ 1,925	$ -	$ 1,925	$ -	$ 1,925	$ 2,001
240	A_6500010-Transport-Vehicle	Maintenance of Compressor Station Equipment	864	$ 691	$ -	$ 691	$ -	$ 691	$ 718
241	A_6730030-Utilities-Telecom	Maintenance of Compressor Station Equipment	864	$ 241	$ -	$ 241	$ -	$ 241	$ 251
242	A_6790230-Postage Ship Courier	Maintenance of Compressor Station Equipment	864	$ 482	$ -	$ 482	$ -	$ 482	$ 501
243	A_6790320-Fleet Allocation	Maintenance of Compressor Station Equipment	864	$ 48,163	$ -	$ 48,163	$ -	$ 48,163	$ 50,056
244	A_6790321-Stores Allocation	Maintenance of Compressor Station Equipment	864	$ 11,161	$ -	$ 11,161	$ -	$ 11,161	$ 11,600
245	A_6790322-Small Tools Alloc	Maintenance of Compressor Station Equipment	864	$ 6,056	$ -	$ 6,056	$ -	$ 6,056	$ 6,294
246	A_6010000-1001/A6010000	Maintenance of Compressor Station Equipment	864	$ 4	$ 0	$ 4	$ (4)	$ -	$ -
247	A_6010010-1001/R6010010	Maintenance of Compressor Station Equipment	864	$ 1	$ 0	$ 1	$ (1)	$ -	$ -
248	A_6400010-M&S FurnOffEquip	Maintenance of Compressor Station Equipment	864	$ 58	$ -	$ 58	$ -	$ 58	$ 60
249	A_6790210-Permitting	Maintenance of Compressor Station Equipment	864	$ 500	$ -	$ 500	$ -	$ 500	$ 520
250	A_6010000-1001/A6010000	Maintenance of Measuring and Regulating Station Equ	865	$ 201	$ 11	$ 212	$ (212)	$ -	$ -
251	A_6010010-1001/R6010010	Maintenance of Measuring and Regulating Station Equ	865	$ 1	$ 0	$ 1	$ (1)	$ -	$ -
252	A_6010110-Labor Exempt ST	Maintenance of Measuring and Regulating Station Equ	865	$ 16,048	$ 2,165	$ 18,213	$ (18,213)	$ -	$ -
253	A_6010130-Labor Exempt NonProd	Maintenance of Measuring and Regulating Station Equ	865	$ 5,187	$ 285	$ 5,473	$ (5,473)	$ -	$ -
254	A_6010210-Labor NonExm ST	Maintenance of Measuring and Regulating Station Equ	865	$ 98,699	$ 13,315	$ 112,013	$ (112,013)	$ -	$ -
255	A_6010220-Labor NonExm OT	Maintenance of Measuring and Regulating Station Equ	865	$ 33,294	$ (5,315)	$ 27,978	$ (27,978)	$ -	$ -
256	A_6010230-Labor NonExm NonProd	Maintenance of Measuring and Regulating Station Equ	865	$ 19,611	$ 1,078	$ 20,689	$ (20,689)	$ -	$ -
257	A_6010910-Labor OffCycle Bonus	Maintenance of Measuring and Regulating Station Equ	865	$ 16	$ 1	$ 17	$ (17)	$ -	$ -
258	A_6030010-EE ProfDue Subs Fees	Maintenance of Measuring and Regulating Station Equ	865	$ 1	$ -	$ 1	$ -	$ 1	$ 1
259	A_6030040-EE Meals 50% Deduct	Maintenance of Measuring and Regulating Station Equ	865	$ 1	$ -	$ 1	$ -	$ 1	$ 1
260	A_6030060-EE Shoes Uniforms	Maintenance of Measuring and Regulating Station Equ	865	$ 1,360	$ -	$ 1,360	$ -	$ 1,360	$ 1,414
261	A_6030070-EE Training	Maintenance of Measuring and Regulating Station Equ	865	$ 235	$ -	$ 235	$ -	$ 235	$ 244
262	A_6030091-EE Apprec and Gifts	Maintenance of Measuring and Regulating Station Equ	865	$ 0	$ -	$ 0	$ -	$ 0	$ 1
263	A_6030800-EE Miscellaneous	Maintenance of Measuring and Regulating Station Equ	865	$ 267	$ -	$ 267	$ -	$ 267	$ 278
264	A_6100070-Consultants-Mgmt	Maintenance of Measuring and Regulating Station Equ	865	$ 82	$ -	$ 82	$ -	$ 82	$ 86
265	A_6100080-Consultants-Other	Maintenance of Measuring and Regulating Station Equ	865	$ 10,402	$ -	$ 10,402	$ -	$ 10,402	$ 10,811
266	A_6100100-Contractor Services	Maintenance of Measuring and Regulating Station Equ	865	$ 17,602	$ -	$ 17,602	$ -	$ 17,602	$ 18,295
267	A_6400100-M&S OS Purchases	Maintenance of Measuring and Regulating Station Equ	865	$ 17,810	$ -	$ 17,810	$ -	$ 17,810	$ 18,510
268	A_6400500-M&S Parts	Maintenance of Measuring and Regulating Station Equ	865	$ 801	$ -	$ 801	$ -	$ 801	$ 832
269	A_6401000-M&S Inven Issue	Maintenance of Measuring and Regulating Station Equ	865	$ 17,382	$ -	$ 17,382	$ -	$ 17,382	$ 18,065
270	A_6790230-Postage Ship Courier	Maintenance of Measuring and Regulating Station Equ	865	$ 48	$ -	$ 48	$ -	$ 48	$ 50
271	A_6790320-Fleet Allocation	Maintenance of Measuring and Regulating Station Equ	865	$ 20,003	$ -	$ 20,003	$ -	$ 20,003	$ 20,789
272	A_6790321-Stores Allocation	Maintenance of Measuring and Regulating Station Equ	865	$ 1,831	$ -	$ 1,831	$ -	$ 1,831	$ 1,903
273	A_6790322-Small Tools Alloc	Maintenance of Measuring and Regulating Station Equ	865	$ 987	$ -	$ 987	$ -	$ 987	$ 1,026
274	**Total Transmission Maintenance Expenses**			**$ 1,491,276**	**$ 53,904**	**$ 1,545,180**	**$ (767,149)**	**$ 778,030**	**$ 808,623**
275									
276	**Total Transmission O&M**			**$ (24,551,432)**	**$ 30,556,629**	**$ 6,005,197**	**$ (4,577,580)**	**$ 1,427,617**	**$ 1,483,753**
277									
278	**Distribution Expenses - Operation:**								
279	A_6010000-1001/A6010000	Operation Supervision and Engineering	870	$ 1,842	$ 101	$ 1,943	$ (1,943)	$ -	$ -
280	A_6010010-1001/R6010000	Operation Supervision and Engineering	870	$ 411	$ 23	$ 434	$ (434)	$ -	$ -
281	A_6010110-Labor Exempt ST	Operation Supervision and Engineering	870	$ 1,322,723	$ 178,437	$ 1,501,160	$ (1,501,160)	$ -	$ -
282	A_6010130-Labor Exempt NonProd	Operation Supervision and Engineering	870	$ 301,019	$ 16,552	$ 317,571	$ (317,571)	$ -	$ -
283	A_6010210-Labor NonExm ST	Operation Supervision and Engineering	870	$ 1,288,742	$ 173,852	$ 1,462,595	$ (1,462,595)	$ -	$ -

NMGC Exhibit ECB-5
Page 29 of 596

NEW MEXICO GAS COMPANY, INC.

Operation and Maintenance Summary
Base Period - 12 Months Ending March 31, 2023
Future Test Year - 12 Months Ending September 30, 2025

	A	B	C	V	W	X	Y	Z	AA	AB
2		Rule 630 Schedule or Workpaper Reference:		WP OM-4 Separately Forecast, Column AG	Column U + Column V	Column U * WP 1 Inputs OM - Gen Tax, Line 6	WP OM 4 Separately Forecasted, Column AV	Column X + Column Y	Column X * WP 1 Inputs OM - Gen Tax, Line 7	WP OM 4 Separately Forecasted, Col BL
3	Description	Account Name	FERC Acct	Total Linkage 1 Period Separately Forecasted Items	Linkage 1 Ending 3/31/2024	Escalated Linkage 2 - Results of Pure Escalation of 1.62%	Total Linkage 2 Period Separately Forecasted Items	Linkage 2 Ending 9/30/2024	Escalated Test Year - Results of Pure Escalation of 2.90%	Total Test Period Separately Forecasted Items
238	A_6400100-M&S OS Purchases	Maintenance of Compressor Station Equipment	864	$ -	$ 148,005	$ 150,407	$ -	$ 150,407	$ 154,768	$ -
239	A_6400510-M&S Small Tools	Maintenance of Compressor Station Equipment	864	$ -	$ 2,001	$ 2,033	$ -	$ 2,033	$ 2,092	$ -
240	A_6500010-Transport-Vehicle	Maintenance of Compressor Station Equipment	864	$ -	$ 718	$ 730	$ -	$ 730	$ 751	$ -
241	A_6730030-Utilities-Telecom	Maintenance of Compressor Station Equipment	864	$ -	$ 251	$ 255	$ -	$ 255	$ 262	$ -
242	A_6790230-Postage Ship Courier	Maintenance of Compressor Station Equipment	864	$ -	$ 501	$ 509	$ -	$ 509	$ 524	$ -
243	A_6790320-Fleet Allocation	Maintenance of Compressor Station Equipment	864	$ -	$ 50,056	$ 50,869	$ -	$ 50,869	$ 52,344	$ -
244	A_6790321-Stores Allocation	Maintenance of Compressor Station Equipment	864	$ -	$ 11,600	$ 11,788	$ -	$ 11,788	$ 12,130	$ -
245	A_6790322-Small Tools Alloc	Maintenance of Compressor Station Equipment	864	$ -	$ 6,294	$ 6,396	$ -	$ 6,396	$ 6,581	$ -
246	A_6010000-1001/A6010000	Maintenance of Compressor Station Equipment	864	$ 4	$ 4	$ -	$ 4	$ 4	$ -	$ 5
247	A_6010010-1001/R6010010	Maintenance of Compressor Station Equipment	864	$ 1	$ 1	$ -	$ 1	$ 1	$ -	$ 1
248	A_6400010-M&S FurnOffEquip	Maintenance of Compressor Station Equipment	864	$ -	$ 60	$ 61	$ -	$ 61	$ 63	$ -
249	A_6790210-Permitting	Maintenance of Compressor Station Equipment	864	$ -	$ 520	$ 528	$ -	$ 528	$ 543	$ -
250	A_6010000-1001/A6010000	Maintenance of Measuring and Regulating Station Equ	865	$ 216	$ 216	$ -	$ 219	$ 219	$ -	$ 244
251	A_6010010-1001/R6010010	Maintenance of Measuring and Regulating Station Equ	865	$ 1	$ 1	$ -	$ 1	$ 1	$ -	$ 1
252	A_6010110-Labor Exempt ST	Maintenance of Measuring and Regulating Station Equ	865	$ 18,532	$ 18,532	$ -	$ 18,850	$ 18,850	$ -	$ 20,966
253	A_6010130-Labor Exempt NonProd	Maintenance of Measuring and Regulating Station Equ	865	$ 5,568	$ 5,568	$ -	$ 5,664	$ 5,664	$ -	$ 6,300
254	A_6010210-Labor NonExm ST	Maintenance of Measuring and Regulating Station Equ	865	$ 113,973	$ 113,973	$ -	$ 115,934	$ 115,934	$ -	$ 128,949
255	A_6010220-Labor NonExm OT	Maintenance of Measuring and Regulating Station Equ	865	$ 28,468	$ 28,468	$ -	$ 28,957	$ 28,957	$ -	$ 32,208
256	A_6010230-Labor NonExm NonProd	Maintenance of Measuring and Regulating Station Equ	865	$ 21,052	$ 21,052	$ -	$ 21,414	$ 21,414	$ -	$ 23,818
257	A_6010910-Labor OffCycle Bonus	Maintenance of Measuring and Regulating Station Equ	865	$ 17	$ 17	$ -	$ 17	$ 17	$ -	$ 19
258	A_6030010-EE ProfDue Subs Fees	Maintenance of Measuring and Regulating Station Equ	865	$ -	$ 1	$ 1	$ -	$ 1	$ 1	$ -
259	A_6030040-EE Meals 50% Deduct	Maintenance of Measuring and Regulating Station Equ	865	$ -	$ 1	$ 1	$ -	$ 1	$ 1	$ -
260	A_6030060-EE Shoes Uniforms	Maintenance of Measuring and Regulating Station Equ	865	$ -	$ 1,414	$ 1,437	$ -	$ 1,437	$ 1,478	$ -
261	A_6030070-EE Training	Maintenance of Measuring and Regulating Station Equ	865	$ -	$ 244	$ 248	$ -	$ 248	$ 255	$ -
262	A_6030091-EE Apprec and Gifts	Maintenance of Measuring and Regulating Station Equ	865	$ -	$ 1	$ 1	$ -	$ 1	$ 1	$ -
263	A_6030800-EE Miscellaneous	Maintenance of Measuring and Regulating Station Equ	865	$ -	$ 278	$ 282	$ -	$ 282	$ 290	$ -
264	A_6100070-Consultants-Mgmt	Maintenance of Measuring and Regulating Station Equ	865	$ -	$ 86	$ 87	$ -	$ 87	$ 89	$ -
265	A_6100080-Consultants-Other	Maintenance of Measuring and Regulating Station Equ	865	$ -	$ 10,811	$ 10,986	$ -	$ 10,986	$ 11,305	$ -
266	A_6100100-Contractor Services	Maintenance of Measuring and Regulating Station Equ	865	$ -	$ 18,295	$ 18,591	$ -	$ 18,591	$ 19,131	$ -
267	A_6400100-M&S OS Purchases	Maintenance of Measuring and Regulating Station Equ	865	$ -	$ 18,510	$ 18,811	$ -	$ 18,811	$ 19,356	$ -
268	A_6400500-M&S Parts	Maintenance of Measuring and Regulating Station Equ	865	$ -	$ 832	$ 846	$ -	$ 846	$ 870	$ -
269	A_6401000-M&S Inven Issue	Maintenance of Measuring and Regulating Station Equ	865	$ -	$ 18,065	$ 18,358	$ -	$ 18,358	$ 18,891	$ -
270	A_6790230-Postage Ship Courier	Maintenance of Measuring and Regulating Station Equ	865	$ -	$ 50	$ 51	$ -	$ 51	$ 52	$ -
271	A_6790320-Fleet Allocation	Maintenance of Measuring and Regulating Station Equ	865	$ -	$ 20,789	$ 21,126	$ -	$ 21,126	$ 21,739	$ -
272	A_6790321-Stores Allocation	Maintenance of Measuring and Regulating Station Equ	865	$ -	$ 1,903	$ 1,933	$ -	$ 1,933	$ 1,990	$ -
273	A_6790322-Small Tools Alloc	Maintenance of Measuring and Regulating Station Equ	865	$ -	$ 1,026	$ 1,042	$ -	$ 1,042	$ 1,072	$ -
274	**Total Transmission Maintenance Expenses**			**$ 780,575**	**$ 1,589,198**	**$ 821,748**	**$ 794,000**	**$ 1,615,747**	**$ 845,573**	**$ 883,139**
275										
276	**Total Transmission O&M**			**$ 5,643,766**	**$ 7,127,518**	**$ 1,507,834**	**$ 5,339,520**	**$ 6,847,355**	**$ 1,551,553**	**$ 6,267,492**
277										
278	**Distribution Expenses - Operation:**									
279	A_6010000-1001/A6010000	Operation Supervision and Engineering	870	$ 1,977	$ 1,977	$ -	$ 2,011	$ 2,011	$ -	$ 2,237
280	A_6010010-1001/R6010000	Operation Supervision and Engineering	870	$ 442	$ 442	$ -	$ 449	$ 449	$ -	$ 500
281	A_6010110-Labor Exempt ST	Operation Supervision and Engineering	870	$ 1,527,430	$ 1,527,430	$ -	$ 1,553,700	$ 1,553,700	$ -	$ 1,728,129
282	A_6010130-Labor Exempt NonProd	Operation Supervision and Engineering	870	$ 323,128	$ 323,128	$ -	$ 328,686	$ 328,686	$ -	$ 365,586
283	A_6010210-Labor NonExm ST	Operation Supervision and Engineering	870	$ 1,488,190	$ 1,488,190	$ -	$ 1,513,786	$ 1,513,786	$ -	$ 1,683,733

NMGC Exhibit ECB-5
Page 30 of 596

NEW MEXICO GAS COMPANY, INC.

Operation and Maintenance Summary
Base Period - 12 Months Ending March 31, 2023
Future Test Year - 12 Months Ending September 30, 2025

	A	B	C	AC	AD	AE	AF	AG	AH
2		Rule 630 Schedule or Workpaper Reference:		Column AA + Column AB		Column AC - Column R			
3	Description	Account Name	FERC Acct	Future Test Year Ending 9/30/2025		Adjusted Base and Test Periods Variance - $	Test Period to Adjusted Base Period Variance - %		Explanation for cost drivers resulting in material change
238	A_6400100-M&S OS Purchases	Maintenance of Compressor Station Equipment	864	$ 154,768		$ 12,363	9%		
239	A_6400510-M&S Small Tools	Maintenance of Compressor Station Equipment	864	$ 2,092		$ 167	9%		
240	A_6500010-Transport-Vehicle	Maintenance of Compressor Station Equipment	864	$ 751		$ 60	9%		
241	A_6730030-Utilities-Telecom	Maintenance of Compressor Station Equipment	864	$ 262		$ 21	9%		
242	A_6790230-Postage Ship Courier	Maintenance of Compressor Station Equipment	864	$ 524		$ 42	9%		
243	A_6790320-Fleet Allocation	Maintenance of Compressor Station Equipment	864	$ 52,344		$ 4,181	9%		
244	A_6790321-Stores Allocation	Maintenance of Compressor Station Equipment	864	$ 12,130		$ 969	9%		
245	A_6790322-Small Tools Alloc	Maintenance of Compressor Station Equipment	864	$ 6,581		$ 526	9%		
246	A_6010000-1001/A6010000	Maintenance of Compressor Station Equipment	864	$ 5		$ 1	15%		
247	A_6010010-1001/R6010010	Maintenance of Compressor Station Equipment	864	$ 1		$ 0	15%		
248	A_6400010-M&S FurnOffEquip	Maintenance of Compressor Station Equipment	864	$ 63		$ 5	9%		
249	A_6790210-Permitting	Maintenance of Compressor Station Equipment	864	$ 543		$ 43	9%		
250	A_6010000-1001/A6010000	Maintenance of Measuring and Regulating Station Equ	865	$ 244		$ 32	15%		
251	A_6010010-1001/R6010010	Maintenance of Measuring and Regulating Station Equ	865	$ 1		$ 0	15%		
252	A_6010110-Labor Exempt ST	Maintenance of Measuring and Regulating Station Equ	865	$ 20,966		$ 2,754	15%		
253	A_6010130-Labor Exempt NonProd	Maintenance of Measuring and Regulating Station Equ	865	$ 6,300		$ 827	15%		
254	A_6010210-Labor NonExm ST	Maintenance of Measuring and Regulating Station Equ	865	$ 128,949		$ 16,936	15%		
255	A_6010220-Labor NonExm OT	Maintenance of Measuring and Regulating Station Equ	865	$ 32,208		$ 4,230	15%		
256	A_6010230-Labor NonExm NonProd	Maintenance of Measuring and Regulating Station Equ	865	$ 23,818		$ 3,128	15%		
257	A_6010910-Labor OffCycle Bonus	Maintenance of Measuring and Regulating Station Equ	865	$ 19		$ 3	15%		
258	A_6030010-EE ProfDue Subs Fees	Maintenance of Measuring and Regulating Station Equ	865	$ 1		$ 0	9%		
259	A_6030040-EE Meals 50% Deduct	Maintenance of Measuring and Regulating Station Equ	865	$ 1		$ 0	9%		
260	A_6030060-EE Shoes Uniforms	Maintenance of Measuring and Regulating Station Equ	865	$ 1,478		$ 118	9%		
261	A_6030070-EE Training	Maintenance of Measuring and Regulating Station Equ	865	$ 255		$ 20	9%		
262	A_6030091-EE Apprec and Gifts	Maintenance of Measuring and Regulating Station Equ	865	$ 1		$ 0	9%		
263	A_6030800-EE Miscellaneous	Maintenance of Measuring and Regulating Station Equ	865	$ 290		$ 23	9%		
264	A_6100070-Consultants-Mgmt	Maintenance of Measuring and Regulating Station Equ	865	$ 89		$ 7	9%		
265	A_6100080-Consultants-Other	Maintenance of Measuring and Regulating Station Equ	865	$ 11,305		$ 903	9%		
266	A_6100100-Contractor Services	Maintenance of Measuring and Regulating Station Equ	865	$ 19,131		$ 1,528	9%		
267	A_6400100-M&S OS Purchases	Maintenance of Measuring and Regulating Station Equ	865	$ 19,356		$ 1,546	9%		
268	A_6400500-M&S Parts	Maintenance of Measuring and Regulating Station Equ	865	$ 870		$ 70	9%		
269	A_6401000-M&S Inven Issue	Maintenance of Measuring and Regulating Station Equ	865	$ 18,891		$ 1,509	9%		
270	A_6790230-Postage Ship Courier	Maintenance of Measuring and Regulating Station Equ	865	$ 52		$ 4	9%		
271	A_6790320-Fleet Allocation	Maintenance of Measuring and Regulating Station Equ	865	$ 21,739		$ 1,736	9%		
272	A_6790321-Stores Allocation	Maintenance of Measuring and Regulating Station Equ	865	$ 1,990		$ 159	9%		
273	A_6790322-Small Tools Alloc	Maintenance of Measuring and Regulating Station Equ	865	$ 1,072		$ 86	9%		
274	**Total Transmission Maintenance Expenses**			**$ 1,728,712**		**$ 183,533**	**12%**		
275									
276	**Total Transmission O&M**			**$ 7,819,044**		**$ 1,813,847**	**30%**		
277									
278	**Distribution Expenses - Operation:**								
279	A_6010000-1001/A6010000	Operation Supervision and Engineering	870	$ 2,237		$ 294	15%		
280	A_6010010-1001/R6010000	Operation Supervision and Engineering	870	$ 500		$ 66	15%		
281	A_6010110-Labor Exempt ST	Operation Supervision and Engineering	870	$ 1,728,129		$ 226,969	15%		Merit and vacancy adjustments. See WP OM 5 630 Schedule H-4 Labor
282	A_6010130-Labor Exempt NonProd	Operation Supervision and Engineering	870	$ 365,586		$ 48,015	15%		
283	A_6010210-Labor NonExm ST	Operation Supervision and Engineering	870	$ 1,683,733		$ 221,138	15%		Merit and vacancy adjustments. See WP OM 5 630 Schedule H-4 Labor

NMGC Exhibit ECB-5
Page 31 of 596

NEW MEXICO GAS COMPANY, INC.

Operation and Maintenance Summary
Base Period - 12 Months Ending March 31, 2023
Future Test Year - 12 Months Ending September 30, 2025

	A	B	C	P	Q	R	S	T	U
2		Rule 630 Schedule or Workpaper Reference:		Sum of Columns D through O	WP OM 3 Column U	Column P + Column Q	WP OM-4 Separately Forecast, Column O	Column R + Column S	Column T * WP 1 Inputs OM - Gen Tax, Line 5
3	Description	Account Name	FERC Acct	Total Company Unadjusted Base Period Ending 3/31/2023	Base Period Adjustments	Adjusted Base Period	Removal of Separately Forecasted Items (To be added back Later)	Remaining Base Period O&M to be Escalated	Escalated Linkage 1 - Results of Pure Escalation of 3.93%
284	A_6010220-Labor NonExm OT	Operation Supervision and Engineering	870	$ 318,331	$ (50,823)	$ 267,508	$ (267,508)	$ -	$ -
285	A_6010230-Labor NonExm NonProd	Operation Supervision and Engineering	870	$ 248,158	$ 13,645	$ 261,803	$ (261,803)	$ -	$ -
286	A_6010400-Labor Severance	Operation Supervision and Engineering	870	$ 5,000	$ (5,000)	$ -	$ -	$ -	$ -
287	A_6010910-Labor OffCycle Bonus	Operation Supervision and Engineering	870	$ 7,513	$ 413	$ 7,926	$ (7,926)	$ -	$ -
288	A_6030010-EE ProfDue Subs Fees	Operation Supervision and Engineering	870	$ 3,033	$ -	$ 3,033	$ -	$ 3,033	$ 3,152
289	A_6030040-EE Meals 50% Deduct	Operation Supervision and Engineering	870	$ 38,479	$ -	$ 38,479	$ -	$ 38,479	$ 39,992
290	A_6030050-EE Mileage	Operation Supervision and Engineering	870	$ 937	$ -	$ 937	$ -	$ 937	$ 973
291	A_6030060-EE Shoes Uniforms	Operation Supervision and Engineering	870	$ 22,144	$ -	$ 22,144	$ -	$ 22,144	$ 23,015
292	A_6030070-EE Training	Operation Supervision and Engineering	870	$ 11,843	$ -	$ 11,843	$ -	$ 11,843	$ 12,309
293	A_6030080-EE Travel Lodging	Operation Supervision and Engineering	870	$ 18,536	$ -	$ 18,536	$ -	$ 18,536	$ 19,265
294	A_6030091-EE Apprec and Gifts	Operation Supervision and Engineering	870	$ 564	$ -	$ 564	$ -	$ 564	$ 586
295	A_6030800-EE Miscellaneous	Operation Supervision and Engineering	870	$ 8,084	$ -	$ 8,084	$ -	$ 8,084	$ 8,402
296	A_6100070-Consultants-Mgmt	Operation Supervision and Engineering	870	$ 1,742	$ -	$ 1,742	$ -	$ 1,742	$ 1,811
297	A_6100080-Consultants-Other	Operation Supervision and Engineering	870	$ 7,068	$ -	$ 7,068	$ -	$ 7,068	$ 7,345
298	A_6100100-Contractor Services	Operation Supervision and Engineering	870	$ 103,341	$ -	$ 103,341	$ -	$ 103,341	$ 107,404
299	A_6100150-Printing	Operation Supervision and Engineering	870	$ 444	$ -	$ 444	$ -	$ 444	$ 461
300	A_6400010-M&S FurnOffEquip	Operation Supervision and Engineering	870	$ 322	$ -	$ 322	$ -	$ 322	$ 335
301	A_6400020-M&S Gen Office	Operation Supervision and Engineering	870	$ 13,502	$ -	$ 13,502	$ -	$ 13,502	$ 14,033
302	A_6400070-M&S Safety	Operation Supervision and Engineering	870	$ 1,709	$ -	$ 1,709	$ -	$ 1,709	$ 1,776
303	A_6400080-M&S Vehicle Fuel	Operation Supervision and Engineering	870	$ 64	$ -	$ 64	$ -	$ 64	$ 67
304	A_6400100-M&S OS Purchases	Operation Supervision and Engineering	870	$ 5,215	$ -	$ 5,215	$ -	$ 5,215	$ 5,420
305	A_6400500-M&S Parts	Operation Supervision and Engineering	870	$ 485	$ -	$ 485	$ -	$ 485	$ 504
306	A_6400510-M&S Small Tools	Operation Supervision and Engineering	870	$ 984	$ -	$ 984	$ -	$ 984	$ 1,023
307	A_6401000-M&S Inven Issue	Operation Supervision and Engineering	870	$ 338	$ -	$ 338	$ -	$ 338	$ 351
308	A_6500010-Transport-Vehicle	Operation Supervision and Engineering	870	$ 233	$ -	$ 233	$ -	$ 233	$ 242
309	A_6730030-Utilities-Telecom	Operation Supervision and Engineering	870	$ 106	$ -	$ 106	$ -	$ 106	$ 110
310	A_6730800-Utilities-Other	Operation Supervision and Engineering	870	$ 3,000	$ -	$ 3,000	$ -	$ 3,000	$ 3,118
311	A_6790199-Fees-Miscellaneous	Operation Supervision and Engineering	870	$ 262	$ -	$ 262	$ -	$ 262	$ 273
312	A_6790210-Permitting	Operation Supervision and Engineering	870	$ 1,855	$ -	$ 1,855	$ -	$ 1,855	$ 1,928
313	A_6790230-Postage Ship Courier	Operation Supervision and Engineering	870	$ 610	$ -	$ 610	$ -	$ 610	$ 634
314	A_6790320-Fleet Allocation	Operation Supervision and Engineering	870	$ 298,557	$ -	$ 298,557	$ -	$ 298,557	$ 310,296
315	A_6790321-Stores Allocation	Operation Supervision and Engineering	870	$ 405	$ -	$ 405	$ -	$ 405	$ 421
316	A_6790322-Small Tools Alloc	Operation Supervision and Engineering	870	$ 208	$ -	$ 208	$ -	$ 208	$ 217
317	A_6010000-1001/A6010000	Mains and Services Expenses	874	$ 3,121	$ 172	$ 3,293	$ (3,293)	$ -	$ -
318	A_6010010-1001/R6010000	Mains and Services Expenses	874	$ 455	$ 25	$ 480	$ (480)	$ -	$ -
319	A_6010110-Labor Exempt ST	Mains and Services Expenses	874	$ 250,168	$ 33,748	$ 283,916	$ (283,916)	$ -	$ -
320	A_6010130-Labor Exempt NonProd	Mains and Services Expenses	874	$ 60,494	$ 3,326	$ 63,820	$ (63,820)	$ -	$ -
321	A_6010210-Labor NonExm ST	Mains and Services Expenses	874	$ 1,430,127	$ 192,925	$ 1,623,052	$ (1,623,052)	$ -	$ -
322	A_6010220-Labor NonExm OT	Mains and Services Expenses	874	$ 388,824	$ (62,077)	$ 326,747	$ (326,747)	$ -	$ -
323	A_6010230-Labor NonExm NonProd	Mains and Services Expenses	874	$ 269,032	$ 14,793	$ 283,824	$ (283,824)	$ -	$ -
324	A_6010910-Labor OffCycle Bonus	Mains and Services Expenses	874	$ 490	$ 27	$ 517	$ (517)	$ -	$ -
325	A_6030010-EE ProfDue Subs Fees	Mains and Services Expenses	874	$ 703	$ -	$ 703	$ -	$ 703	$ 731
326	A_6030040-EE Meals 50% Deduct	Mains and Services Expenses	874	$ 3,612	$ -	$ 3,612	$ -	$ 3,612	$ 3,754
327	A_6030060-EE Shoes Uniforms	Mains and Services Expenses	874	$ 25,441	$ -	$ 25,441	$ -	$ 25,441	$ 26,441
328	A_6030070-EE Training	Mains and Services Expenses	874	$ 4,470	$ -	$ 4,470	$ -	$ 4,470	$ 4,645
329	A_6030080-EE Travel Lodging	Mains and Services Expenses	874	$ 11,241	$ -	$ 11,241	$ -	$ 11,241	$ 11,683
330	A_6030091-EE Apprec and Gifts	Mains and Services Expenses	874	$ 50	$ -	$ 50	$ -	$ 50	$ 52

NMGC Exhibit ECB-5
Page 32 of 596

NEW MEXICO GAS COMPANY, INC.

Operation and Maintenance Summary
Base Period - 12 Months Ending March 31, 2023
Future Test Year - 12 Months Ending September 30, 2025

	A	B	C	V	W	X	Y	Z	AA	AB
2		Rule 630 Schedule or Workpaper Reference:		WP OM-4 Separately Forecast, Column AG	Column U + Column V	Column U * WP 1 Inputs OM - Gen Tax, Line 6	WP OM 4 Separately Forecasted, Column AV	Column X + Column Y	Column X * WP 1 Inputs OM - Gen Tax, Line 7	WP OM 4 Separately Forecasted, Col BL
3	Description	Account Name	FERC Acct	Total Linkage 1 Period Separately Forecasted Items	Linkage 1 Ending 3/31/2024	Escalated Linkage 2 - Results of Pure Escalation of 1.62%	Total Linkage 2 Period Separately Forecasted Items	Linkage 2 Ending 9/30/2024	Escalated Test Year - Results of Pure Escalation of 2.90%	Total Test Period Separately Forecasted Items
284	A_6010220-Labor NonExm OT	Operation Supervision and Engineering	870	$ 272,189	$ 272,189	$ -	$ 276,871	$ 276,871	$ -	$ 307,954
285	A_6010230-Labor NonExm NonProd	Operation Supervision and Engineering	870	$ 266,385	$ 266,385	$ -	$ 270,966	$ 270,966	$ -	$ 301,387
286	A_6010400-Labor Severance	Operation Supervision and Engineering	870	$ -	$ -	$ -	$ -	$ -	$ -	$ -
287	A_6010910-Labor OffCycle Bonus	Operation Supervision and Engineering	870	$ 8,065	$ 8,065	$ -	$ 8,203	$ 8,203	$ -	$ 9,124
288	A_6030010-EE ProfDue Subs Fees	Operation Supervision and Engineering	870	$ -	$ 3,152	$ 3,203	$ -	$ 3,203	$ 3,296	$ -
289	A_6030040-EE Meals 50% Deduct	Operation Supervision and Engineering	870	$ -	$ 39,992	$ 40,641	$ -	$ 40,641	$ 41,819	$ -
290	A_6030050-EE Mileage	Operation Supervision and Engineering	870	$ -	$ 973	$ 989	$ -	$ 989	$ 1,018	$ -
291	A_6030060-EE Shoes Uniforms	Operation Supervision and Engineering	870	$ -	$ 23,015	$ 23,388	$ -	$ 23,388	$ 24,066	$ -
292	A_6030070-EE Training	Operation Supervision and Engineering	870	$ -	$ 12,309	$ 12,509	$ -	$ 12,509	$ 12,871	$ -
293	A_6030080-EE Travel Lodging	Operation Supervision and Engineering	870	$ -	$ 19,265	$ 19,577	$ -	$ 19,577	$ 20,145	$ -
294	A_6030091-EE Apprec and Gifts	Operation Supervision and Engineering	870	$ -	$ 586	$ 596	$ -	$ 596	$ 613	$ -
295	A_6030800-EE Miscellaneous	Operation Supervision and Engineering	870	$ -	$ 8,402	$ 8,539	$ -	$ 8,539	$ 8,786	$ -
296	A_6100070-Consultants-Mgmt	Operation Supervision and Engineering	870	$ -	$ 1,811	$ 1,840	$ -	$ 1,840	$ 1,893	$ -
297	A_6100080-Consultants-Other	Operation Supervision and Engineering	870	$ -	$ 7,345	$ 7,465	$ -	$ 7,465	$ 7,681	$ -
298	A_6100100-Contractor Services	Operation Supervision and Engineering	870	$ -	$ 107,404	$ 109,147	$ -	$ 109,147	$ 112,312	$ -
299	A_6100150-Printing	Operation Supervision and Engineering	870	$ -	$ 461	$ 469	$ -	$ 469	$ 482	$ -
300	A_6400010-M&S FurnOffEquip	Operation Supervision and Engineering	870	$ -	$ 335	$ 340	$ -	$ 340	$ 350	$ -
301	A_6400020-M&S Gen Office	Operation Supervision and Engineering	870	$ -	$ 14,033	$ 14,260	$ -	$ 14,260	$ 14,674	$ -
302	A_6400070-M&S Safety	Operation Supervision and Engineering	870	$ -	$ 1,776	$ 1,805	$ -	$ 1,805	$ 1,857	$ -
303	A_6400080-M&S Vehicle Fuel	Operation Supervision and Engineering	870	$ -	$ 67	$ 68	$ -	$ 68	$ 70	$ -
304	A_6400100-M&S OS Purchases	Operation Supervision and Engineering	870	$ -	$ 5,420	$ 5,508	$ -	$ 5,508	$ 5,668	$ -
305	A_6400500-M&S Parts	Operation Supervision and Engineering	870	$ -	$ 504	$ 512	$ -	$ 512	$ 527	$ -
306	A_6400510-M&S Small Tools	Operation Supervision and Engineering	870	$ -	$ 1,023	$ 1,040	$ -	$ 1,040	$ 1,070	$ -
307	A_6401000-M&S Inven Issue	Operation Supervision and Engineering	870	$ -	$ 351	$ 357	$ -	$ 357	$ 367	$ -
308	A_6500010-Transport-Vehicle	Operation Supervision and Engineering	870	$ -	$ 242	$ 246	$ -	$ 246	$ 253	$ -
309	A_6730030-Utilities-Telecom	Operation Supervision and Engineering	870	$ -	$ 110	$ 111	$ -	$ 111	$ 115	$ -
310	A_6730800-Utilities-Other	Operation Supervision and Engineering	870	$ -	$ 3,118	$ 3,169	$ -	$ 3,169	$ 3,260	$ -
311	A_6790199-Fees-Miscellaneous	Operation Supervision and Engineering	870	$ -	$ 273	$ 277	$ -	$ 277	$ 285	$ -
312	A_6790210-Permitting	Operation Supervision and Engineering	870	$ -	$ 1,928	$ 1,959	$ -	$ 1,959	$ 2,016	$ -
313	A_6790230-Postage Ship Courier	Operation Supervision and Engineering	870	$ -	$ 634	$ 644	$ -	$ 644	$ 663	$ -
314	A_6790320-Fleet Allocation	Operation Supervision and Engineering	870	$ -	$ 310,296	$ 315,333	$ -	$ 315,333	$ 324,475	$ -
315	A_6790321-Stores Allocation	Operation Supervision and Engineering	870	$ -	$ 421	$ 428	$ -	$ 428	$ 440	$ -
316	A_6790322-Small Tools Alloc	Operation Supervision and Engineering	870	$ -	$ 217	$ 220	$ -	$ 220	$ 227	$ -
317	A_6010000-1001/A6010000	Mains and Services Expenses	874	$ 3,351	$ 3,351	$ -	$ 3,408	$ 3,408	$ -	$ 3,791
318	A_6010010-1001/R6010000	Mains and Services Expenses	874	$ 489	$ 489	$ -	$ 497	$ 497	$ -	$ 553
319	A_6010110-Labor Exempt ST	Mains and Services Expenses	874	$ 288,885	$ 288,885	$ -	$ 293,853	$ 293,853	$ -	$ 326,843
320	A_6010130-Labor Exempt NonProd	Mains and Services Expenses	874	$ 64,937	$ 64,937	$ -	$ 66,054	$ 66,054	$ -	$ 73,469
321	A_6010210-Labor NonExm ST	Mains and Services Expenses	874	$ 1,651,455	$ 1,651,455	$ -	$ 1,679,859	$ 1,679,859	$ -	$ 1,868,450
322	A_6010220-Labor NonExm OT	Mains and Services Expenses	874	$ 332,465	$ 332,465	$ -	$ 338,183	$ 338,183	$ -	$ 376,150
323	A_6010230-Labor NonExm NonProd	Mains and Services Expenses	874	$ 288,791	$ 288,791	$ -	$ 293,758	$ 293,758	$ -	$ 326,737
324	A_6010910-Labor OffCycle Bonus	Mains and Services Expenses	874	$ 526	$ 526	$ -	$ 535	$ 535	$ -	$ 595
325	A_6030010-EE ProfDue Subs Fees	Mains and Services Expenses	874	$ -	$ 731	$ 743	$ -	$ 743	$ 764	$ -
326	A_6030040-EE Meals 50% Deduct	Mains and Services Expenses	874	$ -	$ 3,754	$ 3,815	$ -	$ 3,815	$ 3,926	$ -
327	A_6030060-EE Shoes Uniforms	Mains and Services Expenses	874	$ -	$ 26,441	$ 26,871	$ -	$ 26,871	$ 27,650	$ -
328	A_6030070-EE Training	Mains and Services Expenses	874	$ -	$ 4,645	$ 4,721	$ -	$ 4,721	$ 4,858	$ -
329	A_6030080-EE Travel Lodging	Mains and Services Expenses	874	$ -	$ 11,683	$ 11,872	$ -	$ 11,872	$ 12,217	$ -
330	A_6030091-EE Apprec and Gifts	Mains and Services Expenses	874	$ -	$ 52	$ 53	$ -	$ 53	$ 54	$ -

NMGC Exhibit ECB-5
Page 33 of 596

NEW MEXICO GAS COMPANY, INC.

Operation and Maintenance Summary
Base Period - 12 Months Ending March 31, 2023
Future Test Year - 12 Months Ending September 30, 2025

	A	B	C	AC	AD	AE	AF	AG	AH
2		Rule 630 Schedule or Workpaper Reference:		Column AA + Column AB		Column AC - Column R			
3	Description	Account Name	FERC Acct	Future Test Year Ending 9/30/2025		Adjusted Base and Test Periods Variance - $	Test Period to Adjusted Base Period Variance - %		Explanation for cost drivers resulting in material change
284	A_6010220-Labor NonExm OT	Operation Supervision and Engineering	870	$ 307,954		$ 40,446	15%		
285	A_6010230-Labor NonExm NonProd	Operation Supervision and Engineering	870	$ 301,387		$ 39,584	15%		
286	A_6010400-Labor Severance	Operation Supervision and Engineering	870	$ -		$ -			
287	A_6010910-Labor OffCycle Bonus	Operation Supervision and Engineering	870	$ 9,124		$ 1,198	15%		
288	A_6030010-EE ProfDue Subs Fees	Operation Supervision and Engineering	870	$ 3,296		$ 263	9%		
289	A_6030040-EE Meals 50% Deduct	Operation Supervision and Engineering	870	$ 41,819		$ 3,340	9%		
290	A_6030050-EE Mileage	Operation Supervision and Engineering	870	$ 1,018		$ 81	9%		
291	A_6030060-EE Shoes Uniforms	Operation Supervision and Engineering	870	$ 24,066		$ 1,922	9%		
292	A_6030070-EE Training	Operation Supervision and Engineering	870	$ 12,871		$ 1,028	9%		
293	A_6030080-EE Travel Lodging	Operation Supervision and Engineering	870	$ 20,145		$ 1,609	9%		
294	A_6030091-EE Apprec and Gifts	Operation Supervision and Engineering	870	$ 613		$ 49	9%		
295	A_6030800-EE Miscellaneous	Operation Supervision and Engineering	870	$ 8,786		$ 702	9%		
296	A_6100070-Consultants-Mgmt	Operation Supervision and Engineering	870	$ 1,893		$ 151	9%		
297	A_6100080-Consultants-Other	Operation Supervision and Engineering	870	$ 7,681		$ 614	9%		
298	A_6100100-Contractor Services	Operation Supervision and Engineering	870	$ 112,312		$ 8,971	9%		
299	A_6100150-Printing	Operation Supervision and Engineering	870	$ 482		$ 39	9%		
300	A_6400010-M&S FurnOffEquip	Operation Supervision and Engineering	870	$ 350		$ 28	9%		
301	A_6400020-M&S Gen Office	Operation Supervision and Engineering	870	$ 14,674		$ 1,172	9%		
302	A_6400070-M&S Safety	Operation Supervision and Engineering	870	$ 1,857		$ 148	9%		
303	A_6400080-M&S Vehicle Fuel	Operation Supervision and Engineering	870	$ 70		$ 6	9%		
304	A_6400100-M&S OS Purchases	Operation Supervision and Engineering	870	$ 5,668		$ 453	9%		
305	A_6400500-M&S Parts	Operation Supervision and Engineering	870	$ 527		$ 42	9%		
306	A_6400510-M&S Small Tools	Operation Supervision and Engineering	870	$ 1,070		$ 85	9%		
307	A_6401000-M&S Inven Issue	Operation Supervision and Engineering	870	$ 367		$ 29	9%		
308	A_6500010-Transport-Vehicle	Operation Supervision and Engineering	870	$ 253		$ 20	9%		
309	A_6730030-Utilities-Telecom	Operation Supervision and Engineering	870	$ 115		$ 9	9%		
310	A_6730800-Utilities-Other	Operation Supervision and Engineering	870	$ 3,260		$ 260	9%		
311	A_6790199-Fees-Miscellaneous	Operation Supervision and Engineering	870	$ 285		$ 23	9%		
312	A_6790210-Permitting	Operation Supervision and Engineering	870	$ 2,016		$ 161	9%		
313	A_6790230-Postage Ship Courier	Operation Supervision and Engineering	870	$ 663		$ 53	9%		
314	A_6790320-Fleet Allocation	Operation Supervision and Engineering	870	$ 324,475		$ 25,919	9%		
315	A_6790321-Stores Allocation	Operation Supervision and Engineering	870	$ 440		$ 35	9%		
316	A_6790322-Small Tools Alloc	Operation Supervision and Engineering	870	$ 227		$ 18	9%		
317	A_6010000-1001/A6010000	Mains and Services Expenses	874	$ 3,791		$ 498	15%		
318	A_6010010-1001/R6010000	Mains and Services Expenses	874	$ 553		$ 73	15%		
319	A_6010110-Labor Exempt ST	Mains and Services Expenses	874	$ 326,843		$ 42,927	15%		
320	A_6010130-Labor Exempt NonProd	Mains and Services Expenses	874	$ 73,469		$ 9,649	15%		
321	A_6010210-Labor NonExm ST	Mains and Services Expenses	874	$ 1,868,450		$ 245,398	15%		Merit and vacancy adjustments. See WP OM 5 630 Schedule H-4 Labor
322	A_6010220-Labor NonExm OT	Mains and Services Expenses	874	$ 376,150		$ 49,403	15%		
323	A_6010230-Labor NonExm NonProd	Mains and Services Expenses	874	$ 326,737		$ 42,913	15%		
324	A_6010910-Labor OffCycle Bonus	Mains and Services Expenses	874	$ 595		$ 78	15%		
325	A_6030010-EE ProfDue Subs Fees	Mains and Services Expenses	874	$ 764		$ 61	9%		
326	A_6030040-EE Meals 50% Deduct	Mains and Services Expenses	874	$ 3,926		$ 314	9%		
327	A_6030060-EE Shoes Uniforms	Mains and Services Expenses	874	$ 27,650		$ 2,209	9%		
328	A_6030070-EE Training	Mains and Services Expenses	874	$ 4,858		$ 388	9%		
329	A_6030080-EE Travel Lodging	Mains and Services Expenses	874	$ 12,217		$ 976	9%		
330	A_6030091-EE Apprec and Gifts	Mains and Services Expenses	874	$ 54		$ 4	9%		

NMGC Exhibit ECB-5
Page 34 of 596

NEW MEXICO GAS COMPANY, INC.

Operation and Maintenance Summary
Base Period - 12 Months Ending March 31, 2023
Future Test Year - 12 Months Ending September 30, 2025

	A	B	C	P	Q	R	S	T	U
2		Rule 630 Schedule or Workpaper Reference:		Sum of Columns D through O	WP OM 3 Column U	Column P + Column Q	WP OM-4 Separately Forecast, Column O	Column R + Column S	Column T * WP 1 Inputs OM - Gen Tax, Line 5
3	Description	Account Name	FERC Acct	Total Company Unadjusted Base Period Ending 3/31/2023	Base Period Adjustments	Adjusted Base Period	Removal of Separately Forecasted Items (To be added back Later)	Remaining Base Period O&M to be Escalated	Escalated Linkage 1 - Results of Pure Escalation of 3.93%
331	A_6030800-EE Miscellaneous	Mains and Services Expenses	874	$ 3,551	$ -	$ 3,551	$ -	$ 3,551	$ 3,691
332	A_6100070-Consultants-Mgmt	Mains and Services Expenses	874	$ 1,261	$ -	$ 1,261	$ -	$ 1,261	$ 1,310
333	A_6100080-Consultants-Other	Mains and Services Expenses	874	$ 7,191	$ -	$ 7,191	$ -	$ 7,191	$ 7,474
334	A_6100100-Contractor Services	Mains and Services Expenses	874	$ 33,913	$ -	$ 33,913	$ -	$ 33,913	$ 35,247
335	A_6100110-Instrument SvcRepair	Mains and Services Expenses	874	$ 2,474	$ -	$ 2,474	$ -	$ 2,474	$ 2,571
336	A_6400010-M&S FurnOffEquip	Mains and Services Expenses	874	$ 485	$ -	$ 485	$ -	$ 485	$ 504
337	A_6400020-M&S Gen Office	Mains and Services Expenses	874	$ 239	$ -	$ 239	$ -	$ 239	$ 248
338	A_6400070-M&S Safety	Mains and Services Expenses	874	$ 946	$ -	$ 946	$ -	$ 946	$ 983
339	A_6400080-M&S Vehicle Fuel	Mains and Services Expenses	874	$ 82	$ -	$ 82	$ -	$ 82	$ 85
340	A_6400100-M&S OS Purchases	Mains and Services Expenses	874	$ 11,425	$ -	$ 11,425	$ -	$ 11,425	$ 11,875
341	A_6400500-M&S Parts	Mains and Services Expenses	874	$ 15,362	$ -	$ 15,362	$ -	$ 15,362	$ 15,966
342	A_6400510-M&S Small Tools	Mains and Services Expenses	874	$ 5,438	$ -	$ 5,438	$ -	$ 5,438	$ 5,651
343	A_6401000-M&S Inven Issue	Mains and Services Expenses	874	$ 35,897	$ -	$ 35,897	$ -	$ 35,897	$ 37,308
344	A_6710060-ST Rent-Vehicle	Mains and Services Expenses	874	$ 1,270	$ -	$ 1,270	$ -	$ 1,270	$ 1,320
345	A_6730030-Utilities-Telecom	Mains and Services Expenses	874	$ 55	$ -	$ 55	$ -	$ 55	$ 57
346	A_6790199-Fees-Miscellaneous	Mains and Services Expenses	874	$ 159	$ -	$ 159	$ -	$ 159	$ 165
347	A_6790210-Permitting	Mains and Services Expenses	874	$ 3,658	$ -	$ 3,658	$ -	$ 3,658	$ 3,802
348	A_6790230-Postage Ship Courier	Mains and Services Expenses	874	$ 732	$ -	$ 732	$ -	$ 732	$ 760
349	A_6790320-Fleet Allocation	Mains and Services Expenses	874	$ 330,895	$ -	$ 330,895	$ -	$ 330,895	$ 343,906
350	A_6790321-Stores Allocation	Mains and Services Expenses	874	$ 5,830	$ -	$ 5,830	$ -	$ 5,830	$ 6,059
351	A_6790322-Small Tools Alloc	Mains and Services Expenses	874	$ 1,596	$ -	$ 1,596	$ -	$ 1,596	$ 1,658
352	A_6790800-Other Oper-Misc	Mains and Services Expenses	874	$ 166,489	$ -	$ 166,489	$ -	$ 166,489	$ 173,036
353	A_7103060-CIAC	Mains and Services Expenses	874	$ (760)	$ -	$ (760)	$ -	$ (760)	$ (790)
354	A_6010000-1001/A6010000	Measuring and Regulating Station Expenses	875	$ 610	$ 34	$ 643	$ (643)	$ -	$ -
355	A_6010010-1001/R6010000	Measuring and Regulating Station Expenses	875	$ 103	$ 6	$ 109	$ (109)	$ -	$ -
356	A_6010110-Labor Exempt ST	Measuring and Regulating Station Expenses	875	$ 79,575	$ 10,735	$ 90,310	$ (90,310)	$ -	$ -
357	A_6010130-Labor Exempt NonProd	Measuring and Regulating Station Expenses	875	$ 16,919	$ 930	$ 17,849	$ (17,849)	$ -	$ -
358	A_6010210-Labor NonExm ST	Measuring and Regulating Station Expenses	875	$ 443,820	$ 59,872	$ 503,691	$ (503,691)	$ -	$ -
359	A_6010220-Labor NonExm OT	Measuring and Regulating Station Expenses	875	$ 93,978	$ (15,004)	$ 78,974	$ (78,974)	$ -	$ -
360	A_6010230-Labor NonExm NonProd	Measuring and Regulating Station Expenses	875	$ 80,677	$ 4,436	$ 85,113	$ (85,113)	$ -	$ -
361	A_6010910-Labor OffCycle Bonus	Measuring and Regulating Station Expenses	875	$ 107	$ 6	$ 113	$ (113)	$ -	$ -
362	A_6018999-Labor Exp Reclass	Measuring and Regulating Station Expenses	875	$ 878	$ 48	$ 926	$ (926)	$ -	$ -
363	A_6030010-EE ProfDue Subs Fees	Measuring and Regulating Station Expenses	875	$ 4	$ -	$ 4	$ -	$ 4	$ 4
364	A_6030040-EE Meals 50% Deduct	Measuring and Regulating Station Expenses	875	$ 1,373	$ -	$ 1,373	$ -	$ 1,373	$ 1,427
365	A_6030060-EE Shoes Uniforms	Measuring and Regulating Station Expenses	875	$ 7,240	$ -	$ 7,240	$ -	$ 7,240	$ 7,524
366	A_6030070-EE Training	Measuring and Regulating Station Expenses	875	$ 1,184	$ -	$ 1,184	$ -	$ 1,184	$ 1,231
367	A_6030080-EE Travel Lodging	Measuring and Regulating Station Expenses	875	$ 3,216	$ -	$ 3,216	$ -	$ 3,216	$ 3,343
368	A_6030091-EE Apprec and Gifts	Measuring and Regulating Station Expenses	875	$ 3	$ -	$ 3	$ -	$ 3	$ 3
369	A_6030800-EE Miscellaneous	Measuring and Regulating Station Expenses	875	$ 440	$ -	$ 440	$ -	$ 440	$ 458
370	A_6100010-Advertising	Measuring and Regulating Station Expenses	875	$ 2,283	$ -	$ 2,283	$ -	$ 2,283	$ 2,373
371	A_6100070-Consultants-Mgmt	Measuring and Regulating Station Expenses	875	$ 348	$ -	$ 348	$ -	$ 348	$ 362
372	A_6100080-Consultants-Other	Measuring and Regulating Station Expenses	875	$ 29,783	$ -	$ 29,783	$ -	$ 29,783	$ 30,954
373	A_6100100-Contractor Services	Measuring and Regulating Station Expenses	875	$ 34,900	$ -	$ 34,900	$ -	$ 34,900	$ 36,272
374	A_6100110-Instrument SvcRepair	Measuring and Regulating Station Expenses	875	$ 9,120	$ -	$ 9,120	$ -	$ 9,120	$ 9,479
375	A_6100120-Tool Service/Repair	Measuring and Regulating Station Expenses	875	$ 7,904	$ -	$ 7,904	$ -	$ 7,904	$ 8,214
376	A_6400010-M&S FurnOffEquip	Measuring and Regulating Station Expenses	875	$ 124	$ -	$ 124	$ -	$ 124	$ 129
377	A_6400020-M&S Gen Office	Measuring and Regulating Station Expenses	875	$ 269	$ -	$ 269	$ -	$ 269	$ 280
378	A_6400070-M&S Safety	Measuring and Regulating Station Expenses	875	$ 464	$ -	$ 464	$ -	$ 464	$ 482

NMGC Exhibit ECB-5
Page 35 of 596

NEW MEXICO GAS COMPANY, INC.

Operation and Maintenance Summary
Base Period - 12 Months Ending March 31, 2023
Future Test Year - 12 Months Ending September 30, 2025

	A	B	C	V	W	X	Y	Z	AA	AB
2		Rule 630 Schedule or Workpaper Reference:		WP OM-4 Separately Forecast, Column AG	Column U + Column V	Column U * WP 1 Inputs OM - Gen Tax, Line 6	WP OM 4 Separately Forecasted, Column AV	Column X + Column Y	Column X * WP 1 Inputs OM - Gen Tax, Line 7	WP OM 4 Separately Forecasted, Col BL
3	Description	Account Name	FERC Acct	Total Linkage 1 Period Separately Forecasted Items	Linkage 1 Ending 3/31/2024	Escalated Linkage 2 - Results of Pure Escalation of 1.62%	Total Linkage 2 Period Separately Forecasted Items	Linkage 2 Ending 9/30/2024	Escalated Test Year - Results of Pure Escalation of 2.90%	Total Test Period Separately Forecasted Items
331	A_6030800-EE Miscellaneous	Mains and Services Expenses	874	$ -	$ 3,691	$ 3,751	$ -	$ 3,751	$ 3,859	$ -
332	A_6100070-Consultants-Mgmt	Mains and Services Expenses	874	$ -	$ 1,310	$ 1,331	$ -	$ 1,331	$ 1,370	$ -
333	A_6100080-Consultants-Other	Mains and Services Expenses	874	$ -	$ 7,474	$ 7,595	$ -	$ 7,595	$ 7,815	$ -
334	A_6100100-Contractor Services	Mains and Services Expenses	874	$ -	$ 35,247	$ 35,819	$ -	$ 35,819	$ 36,857	$ -
335	A_6100110-Instrument SvcRepair	Mains and Services Expenses	874	$ -	$ 2,571	$ 2,613	$ -	$ 2,613	$ 2,688	$ -
336	A_6400010-M&S FurnOffEquip	Mains and Services Expenses	874	$ -	$ 504	$ 512	$ -	$ 512	$ 527	$ -
337	A_6400020-M&S Gen Office	Mains and Services Expenses	874	$ -	$ 248	$ 252	$ -	$ 252	$ 259	$ -
338	A_6400070-M&S Safety	Mains and Services Expenses	874	$ -	$ 983	$ 999	$ -	$ 999	$ 1,028	$ -
339	A_6400080-M&S Vehicle Fuel	Mains and Services Expenses	874	$ -	$ 85	$ 87	$ -	$ 87	$ 89	$ -
340	A_6400100-M&S OS Purchases	Mains and Services Expenses	874	$ -	$ 11,875	$ 12,067	$ -	$ 12,067	$ 12,417	$ -
341	A_6400500-M&S Parts	Mains and Services Expenses	874	$ -	$ 15,966	$ 16,225	$ -	$ 16,225	$ 16,695	$ -
342	A_6400510-M&S Small Tools	Mains and Services Expenses	874	$ -	$ 5,651	$ 5,743	$ -	$ 5,743	$ 5,910	$ -
343	A_6401000-M&S Inven Issue	Mains and Services Expenses	874	$ -	$ 37,308	$ 37,914	$ -	$ 37,914	$ 39,013	$ -
344	A_6710060-ST Rent-Vehicle	Mains and Services Expenses	874	$ -	$ 1,320	$ 1,342	$ -	$ 1,342	$ 1,381	$ -
345	A_6730030-Utilities-Telecom	Mains and Services Expenses	874	$ -	$ 57	$ 58	$ -	$ 58	$ 60	$ -
346	A_6790199-Fees-Miscellaneous	Mains and Services Expenses	874	$ -	$ 165	$ 168	$ -	$ 168	$ 173	$ -
347	A_6790210-Permitting	Mains and Services Expenses	874	$ -	$ 3,802	$ 3,863	$ -	$ 3,863	$ 3,975	$ -
348	A_6790230-Postage Ship Courier	Mains and Services Expenses	874	$ -	$ 760	$ 773	$ -	$ 773	$ 795	$ -
349	A_6790320-Fleet Allocation	Mains and Services Expenses	874	$ -	$ 343,906	$ 349,487	$ -	$ 349,487	$ 359,621	$ -
350	A_6790321-Stores Allocation	Mains and Services Expenses	874	$ -	$ 6,059	$ 6,158	$ -	$ 6,158	$ 6,336	$ -
351	A_6790322-Small Tools Alloc	Mains and Services Expenses	874	$ -	$ 1,658	$ 1,685	$ -	$ 1,685	$ 1,734	$ -
352	A_6790800-Other Oper-Misc	Mains and Services Expenses	874	$ -	$ 173,036	$ 175,844	$ -	$ 175,844	$ 180,943	$ -
353	A_7103060-CIAC	Mains and Services Expenses	874	$ -	$ (790)	$ (803)	$ -	$ (803)	$ (826)	$ -
354	A_6010000-1001/A6010000	Measuring and Regulating Station Expenses	875	$ 654	$ 654	$ -	$ 666	$ 666	$ -	$ 740
355	A_6010010-1001/R6010000	Measuring and Regulating Station Expenses	875	$ 111	$ 111	$ -	$ 112	$ 112	$ -	$ 125
356	A_6010110-Labor Exempt ST	Measuring and Regulating Station Expenses	875	$ 91,890	$ 91,890	$ -	$ 93,471	$ 93,471	$ -	$ 103,964
357	A_6010130-Labor Exempt NonProd	Measuring and Regulating Station Expenses	875	$ 18,161	$ 18,161	$ -	$ 18,474	$ 18,474	$ -	$ 20,548
358	A_6010210-Labor NonExm ST	Measuring and Regulating Station Expenses	875	$ 512,506	$ 512,506	$ -	$ 521,321	$ 521,321	$ -	$ 579,847
359	A_6010220-Labor NonExm OT	Measuring and Regulating Station Expenses	875	$ 80,357	$ 80,357	$ -	$ 81,739	$ 81,739	$ -	$ 90,915
360	A_6010230-Labor NonExm NonProd	Measuring and Regulating Station Expenses	875	$ 86,602	$ 86,602	$ -	$ 88,092	$ 88,092	$ -	$ 97,981
361	A_6010910-Labor OffCycle Bonus	Measuring and Regulating Station Expenses	875	$ 115	$ 115	$ -	$ 117	$ 117	$ -	$ 130
362	A_6018999-Labor Exp Reclass	Measuring and Regulating Station Expenses	875	$ 942	$ 942	$ -	$ 958	$ 958	$ -	$ 1,066
363	A_6030010-EE ProfDue Subs Fees	Measuring and Regulating Station Expenses	875	$ -	$ 4	$ 4	$ -	$ 4	$ 4	$ -
364	A_6030040-EE Meals 50% Deduct	Measuring and Regulating Station Expenses	875	$ -	$ 1,427	$ 1,450	$ -	$ 1,450	$ 1,492	$ -
365	A_6030060-EE Shoes Uniforms	Measuring and Regulating Station Expenses	875	$ -	$ 7,524	$ 7,646	$ -	$ 7,646	$ 7,868	$ -
366	A_6030070-EE Training	Measuring and Regulating Station Expenses	875	$ -	$ 1,231	$ 1,251	$ -	$ 1,251	$ 1,287	$ -
367	A_6030080-EE Travel Lodging	Measuring and Regulating Station Expenses	875	$ -	$ 3,343	$ 3,397	$ -	$ 3,397	$ 3,495	$ -
368	A_6030091-EE Apprec and Gifts	Measuring and Regulating Station Expenses	875	$ -	$ 3	$ 3	$ -	$ 3	$ 3	$ -
369	A_6030800-EE Miscellaneous	Measuring and Regulating Station Expenses	875	$ -	$ 458	$ 465	$ -	$ 465	$ 478	$ -
370	A_6100010-Advertising	Measuring and Regulating Station Expenses	875	$ -	$ 2,373	$ 2,411	$ -	$ 2,411	$ 2,481	$ -
371	A_6100070-Consultants-Mgmt	Measuring and Regulating Station Expenses	875	$ -	$ 362	$ 368	$ -	$ 368	$ 378	$ -
372	A_6100080-Consultants-Other	Measuring and Regulating Station Expenses	875	$ -	$ 30,954	$ 31,457	$ -	$ 31,457	$ 32,369	$ -
373	A_6100100-Contractor Services	Measuring and Regulating Station Expenses	875	$ -	$ 36,272	$ 36,861	$ -	$ 36,861	$ 37,930	$ -
374	A_6100110-Instrument SvcRepair	Measuring and Regulating Station Expenses	875	$ -	$ 9,479	$ 9,633	$ -	$ 9,633	$ 9,912	$ -
375	A_6100120-Tool Service/Repair	Measuring and Regulating Station Expenses	875	$ -	$ 8,214	$ 8,348	$ -	$ 8,348	$ 8,590	$ -
376	A_6400010-M&S FurnOffEquip	Measuring and Regulating Station Expenses	875	$ -	$ 129	$ 131	$ -	$ 131	$ 134	$ -
377	A_6400020-M&S Gen Office	Measuring and Regulating Station Expenses	875	$ -	$ 280	$ 284	$ -	$ 284	$ 293	$ -
378	A_6400070-M&S Safety	Measuring and Regulating Station Expenses	875	$ -	$ 482	$ 490	$ -	$ 490	$ 504	$ -

NMGC Exhibit ECB-5
Page 36 of 596

NEW MEXICO GAS COMPANY, INC.

Operation and Maintenance Summary
Base Period - 12 Months Ending March 31, 2023
Future Test Year - 12 Months Ending September 30, 2025

	A	B	C	AC	AD	AE	AF	AG	AH
2		Rule 630 Schedule or Workpaper Reference:		Column AA + Column AB		Column AC - Column R			
3	Description	Account Name	FERC Acct	Future Test Year Ending 9/30/2025		Adjusted Base and Test Periods Variance - $	Test Period to Adjusted Base Period Variance - %		Explanation for cost drivers resulting in material change
331	A_6030800-EE Miscellaneous	Mains and Services Expenses	874	$ 3,859		$ 308	9%		
332	A_6100070-Consultants-Mgmt	Mains and Services Expenses	874	$ 1,370		$ 109	9%		
333	A_6100080-Consultants-Other	Mains and Services Expenses	874	$ 7,815		$ 624	9%		
334	A_6100100-Contractor Services	Mains and Services Expenses	874	$ 36,857		$ 2,944	9%		
335	A_6100110-Instrument SvcRepair	Mains and Services Expenses	874	$ 2,688		$ 215	9%		
336	A_6400010-M&S FurnOffEquip	Mains and Services Expenses	874	$ 527		$ 42	9%		
337	A_6400020-M&S Gen Office	Mains and Services Expenses	874	$ 259		$ 21	9%		
338	A_6400070-M&S Safety	Mains and Services Expenses	874	$ 1,028		$ 82	9%		
339	A_6400080-M&S Vehicle Fuel	Mains and Services Expenses	874	$ 89		$ 7	9%		
340	A_6400100-M&S OS Purchases	Mains and Services Expenses	874	$ 12,417		$ 992	9%		
341	A_6400500-M&S Parts	Mains and Services Expenses	874	$ 16,695		$ 1,334	9%		
342	A_6400510-M&S Small Tools	Mains and Services Expenses	874	$ 5,910		$ 472	9%		
343	A_6401000-M&S Inven Issue	Mains and Services Expenses	874	$ 39,013		$ 3,116	9%		
344	A_6710060-ST Rent-Vehicle	Mains and Services Expenses	874	$ 1,381		$ 110	9%		
345	A_6730030-Utilities-Telecom	Mains and Services Expenses	874	$ 60		$ 5	9%		
346	A_6790199-Fees-Miscellaneous	Mains and Services Expenses	874	$ 173		$ 14	9%		
347	A_6790210-Permitting	Mains and Services Expenses	874	$ 3,975		$ 318	9%		
348	A_6790230-Postage Ship Courier	Mains and Services Expenses	874	$ 795		$ 64	9%		
349	A_6790320-Fleet Allocation	Mains and Services Expenses	874	$ 359,621		$ 28,726	9%		
350	A_6790321-Stores Allocation	Mains and Services Expenses	874	$ 6,336		$ 506	9%		
351	A_6790322-Small Tools Alloc	Mains and Services Expenses	874	$ 1,734		$ 139	9%		
352	A_6790800-Other Oper-Misc	Mains and Services Expenses	874	$ 180,943		$ 14,453	9%		
353	A_7103060-CIAC	Mains and Services Expenses	874	$ (826)		$ (66)	9%		
354	A_6010000-1001/A6010000	Measuring and Regulating Station Expenses	875	$ 740		$ 97	15%		
355	A_6010010-1001/R6010000	Measuring and Regulating Station Expenses	875	$ 125		$ 16	15%		
356	A_6010110-Labor Exempt ST	Measuring and Regulating Station Expenses	875	$ 103,964		$ 13,654	15%		
357	A_6010130-Labor Exempt NonProd	Measuring and Regulating Station Expenses	875	$ 20,548		$ 2,699	15%		
358	A_6010210-Labor NonExm ST	Measuring and Regulating Station Expenses	875	$ 579,847		$ 76,156	15%		
359	A_6010220-Labor NonExm OT	Measuring and Regulating Station Expenses	875	$ 90,915		$ 11,941	15%		
360	A_6010230-Labor NonExm NonProd	Measuring and Regulating Station Expenses	875	$ 97,981		$ 12,869	15%		
361	A_6010910-Labor OffCycle Bonus	Measuring and Regulating Station Expenses	875	$ 130		$ 17	15%		
362	A_6018999-Labor Exp Reclass	Measuring and Regulating Station Expenses	875	$ 1,066		$ 140	15%		
363	A_6030010-EE ProfDue Subs Fees	Measuring and Regulating Station Expenses	875	$ 4		$ 0	9%		
364	A_6030040-EE Meals 50% Deduct	Measuring and Regulating Station Expenses	875	$ 1,492		$ 119	9%		
365	A_6030060-EE Shoes Uniforms	Measuring and Regulating Station Expenses	875	$ 7,868		$ 628	9%		
366	A_6030070-EE Training	Measuring and Regulating Station Expenses	875	$ 1,287		$ 103	9%		
367	A_6030080-EE Travel Lodging	Measuring and Regulating Station Expenses	875	$ 3,495		$ 279	9%		
368	A_6030091-EE Apprec and Gifts	Measuring and Regulating Station Expenses	875	$ 3		$ 0	9%		
369	A_6030800-EE Miscellaneous	Measuring and Regulating Station Expenses	875	$ 478		$ 38	9%		
370	A_6100010-Advertising	Measuring and Regulating Station Expenses	875	$ 2,481		$ 198	9%		
371	A_6100070-Consultants-Mgmt	Measuring and Regulating Station Expenses	875	$ 378		$ 30	9%		
372	A_6100080-Consultants-Other	Measuring and Regulating Station Expenses	875	$ 32,369		$ 2,586	9%		
373	A_6100100-Contractor Services	Measuring and Regulating Station Expenses	875	$ 37,930		$ 3,030	9%		
374	A_6100110-Instrument SvcRepair	Measuring and Regulating Station Expenses	875	$ 9,912		$ 792	9%		
375	A_6100120-Tool Service/Repair	Measuring and Regulating Station Expenses	875	$ 8,590		$ 686	9%		
376	A_6400010-M&S FurnOffEquip	Measuring and Regulating Station Expenses	875	$ 134		$ 11	9%		
377	A_6400020-M&S Gen Office	Measuring and Regulating Station Expenses	875	$ 293		$ 23	9%		
378	A_6400070-M&S Safety	Measuring and Regulating Station Expenses	875	$ 504		$ 40	9%		

NMGC Exhibit ECB-5
Page 37 of 596

NEW MEXICO GAS COMPANY, INC.

Operation and Maintenance Summary
Base Period - 12 Months Ending March 31, 2023
Future Test Year - 12 Months Ending September 30, 2025

	A	B	C	P	Q	R	S	T	U
2		Rule 630 Schedule or Workpaper Reference:		Sum of Columns D through O	WP OM 3 Column U	Column P + Column Q	WP OM-4 Separately Forecast, Column O	Column R + Column S	Column T * WP 1 Inputs OM - Gen Tax, Line 5
3	Description	Account Name	FERC Acct	Total Company Unadjusted Base Period Ending 3/31/2023	Base Period Adjustments	Adjusted Base Period	Removal of Separately Forecasted Items (To be added back Later)	Remaining Base Period O&M to be Escalated	Escalated Linkage 1 - Results of Pure Escalation of 3.93%
379	A_6400100-M&S OS Purchases	Measuring and Regulating Station Expenses	875	$ 53,462	$ -	$ 53,462	$ -	$ 53,462	$ 55,565
380	A_6400500-M&S Parts	Measuring and Regulating Station Expenses	875	$ 51,250	$ -	$ 51,250	$ -	$ 51,250	$ 53,265
381	A_6400510-M&S Small Tools	Measuring and Regulating Station Expenses	875	$ 7,170	$ -	$ 7,170	$ -	$ 7,170	$ 7,452
382	A_6401000-M&S Inven Issue	Measuring and Regulating Station Expenses	875	$ 209,052	$ -	$ 209,052	$ -	$ 209,052	$ 217,272
383	A_6720020-LTLease-NonOffEquip	Measuring and Regulating Station Expenses	875	$ 2,893	$ -	$ 2,893	$ -	$ 2,893	$ 3,006
384	A_6790199-Fees-Miscellaneous	Measuring and Regulating Station Expenses	875	$ 75	$ -	$ 75	$ -	$ 75	$ 78
385	A_6790230-Postage Ship Courier	Measuring and Regulating Station Expenses	875	$ 2,200	$ -	$ 2,200	$ -	$ 2,200	$ 2,286
386	A_6790320-Fleet Allocation	Measuring and Regulating Station Expenses	875	$ 78,739	$ -	$ 78,739	$ -	$ 78,739	$ 81,835
387	A_6790321-Stores Allocation	Measuring and Regulating Station Expenses	875	$ 21,654	$ -	$ 21,654	$ -	$ 21,654	$ 22,505
388	A_6790322-Small Tools Alloc	Measuring and Regulating Station Expenses	875	$ 10,609	$ -	$ 10,609	$ -	$ 10,609	$ 11,027
389	A_6790800-Other Oper-Misc	Measuring and Regulating Station Expenses	875	$ 42,247	$ -	$ 42,247	$ -	$ 42,247	$ 43,908
390	A_6010000-1001/A6010000	Meter and House Regulator Expenses	878	$ (4,907)	$ (270)	$ (5,177)	$ 5,177	$ -	$ -
391	A_6010010-1001/R6010000	Meter and House Regulator Expenses	878	$ 1,475	$ 81	$ 1,556	$ (1,556)	$ -	$ -
392	A_6010110-Labor Exempt ST	Meter and House Regulator Expenses	878	$ 618,939	$ 83,495	$ 702,434	$ (702,434)	$ -	$ -
393	A_6010130-Labor Exempt NonProd	Meter and House Regulator Expenses	878	$ 139,015	$ 7,644	$ 146,659	$ (146,659)	$ -	$ -
394	A_6010210-Labor NonExm ST	Meter and House Regulator Expenses	878	$ 5,178,755	$ 698,619	$ 5,877,374	$ (5,877,374)	$ -	$ -
395	A_6010220-Labor NonExm OT	Meter and House Regulator Expenses	878	$ 1,732,410	$ (276,585)	$ 1,455,825	$ (1,455,825)	$ -	$ -
396	A_6010230-Labor NonExm NonProd	Meter and House Regulator Expenses	878	$ 1,009,636	$ 55,515	$ 1,065,152	$ (1,065,152)	$ -	$ -
397	A_6010910-Labor OffCycle Bonus	Meter and House Regulator Expenses	878	$ 2,379	$ 131	$ 2,510	$ (2,510)	$ -	$ -
398	A_6030010-EE ProfDue Subs Fees	Meter and House Regulator Expenses	878	$ 531	$ -	$ 531	$ -	$ 531	$ 552
399	A_6030040-EE Meals 50% Deduct	Meter and House Regulator Expenses	878	$ 29,581	$ -	$ 29,581	$ -	$ 29,581	$ 30,744
400	A_6030050-EE Mileage	Meter and House Regulator Expenses	878	$ 188	$ -	$ 188	$ -	$ 188	$ 195
401	A_6030060-EE Shoes Uniforms	Meter and House Regulator Expenses	878	$ 106,326	$ -	$ 106,326	$ -	$ 106,326	$ 110,507
402	A_6030070-EE Training	Meter and House Regulator Expenses	878	$ 20,185	$ -	$ 20,185	$ -	$ 20,185	$ 20,978
403	A_6030080-EE Travel Lodging	Meter and House Regulator Expenses	878	$ 34,107	$ -	$ 34,107	$ -	$ 34,107	$ 35,448
404	A_6030091-EE Apprec and Gifts	Meter and House Regulator Expenses	878	$ 2,596	$ -	$ 2,596	$ -	$ 2,596	$ 2,698
405	A_6030800-EE Miscellaneous	Meter and House Regulator Expenses	878	$ 12,805	$ -	$ 12,805	$ -	$ 12,805	$ 13,308
406	A_6100070-Consultants-Mgmt	Meter and House Regulator Expenses	878	$ 4,935	$ -	$ 4,935	$ -	$ 4,935	$ 5,129
407	A_6100080-Consultants-Other	Meter and House Regulator Expenses	878	$ 4,279	$ -	$ 4,279	$ -	$ 4,279	$ 4,447
408	A_6100100-Contractor Services	Meter and House Regulator Expenses	878	$ 24,383	$ -	$ 24,383	$ -	$ 24,383	$ 25,342
409	A_6100110-Instrument SvcRepair	Meter and House Regulator Expenses	878	$ 3,047	$ -	$ 3,047	$ -	$ 3,047	$ 3,167
410	A_6100150-Printing	Meter and House Regulator Expenses	878	$ 640	$ -	$ 640	$ -	$ 640	$ 665
411	A_6400020-M&S Gen Office	Meter and House Regulator Expenses	878	$ 4,598	$ -	$ 4,598	$ -	$ 4,598	$ 4,779
412	A_6400030-M&S Chemicals	Meter and House Regulator Expenses	878	$ 206	$ -	$ 206	$ -	$ 206	$ 214
413	A_6400060-M&S Ops Consum	Meter and House Regulator Expenses	878	$ 512	$ -	$ 512	$ -	$ 512	$ 532
414	A_6400070-M&S Safety	Meter and House Regulator Expenses	878	$ 14,322	$ -	$ 14,322	$ -	$ 14,322	$ 14,885
415	A_6400080-M&S Vehicle Fuel	Meter and House Regulator Expenses	878	$ 538	$ -	$ 538	$ -	$ 538	$ 559
416	A_6400100-M&S OS Purchases	Meter and House Regulator Expenses	878	$ 66,096	$ -	$ 66,096	$ -	$ 66,096	$ 68,695
417	A_6400500-M&S Parts	Meter and House Regulator Expenses	878	$ 2,657	$ -	$ 2,657	$ -	$ 2,657	$ 2,761
418	A_6400505-M&S Part Repairs	Meter and House Regulator Expenses	878	$ 129	$ -	$ 129	$ -	$ 129	$ 134
419	A_6400510-M&S Small Tools	Meter and House Regulator Expenses	878	$ 22,953	$ -	$ 22,953	$ -	$ 22,953	$ 23,855
420	A_6401000-M&S Inven Issue	Meter and House Regulator Expenses	878	$ 132,237	$ -	$ 132,237	$ -	$ 132,237	$ 137,437
421	A_6500010-Transport-Vehicle	Meter and House Regulator Expenses	878	$ 386	$ -	$ 386	$ -	$ 386	$ 401
422	A_6730030-Utilities-Telecom	Meter and House Regulator Expenses	878	$ 75	$ -	$ 75	$ -	$ 75	$ 78

NMGC Exhibit ECB-5
Page 38 of 596

NEW MEXICO GAS COMPANY, INC.

Operation and Maintenance Summary
Base Period - 12 Months Ending March 31, 2023
Future Test Year - 12 Months Ending September 30, 2025

	A	B	C	V	W	X	Y	Z	AA	AB
2		Rule 630 Schedule or Workpaper Reference:		WP OM-4 Separately Forecast, Column AG	Column U + Column V	Column U * WP 1 Inputs OM - Gen Tax, Line 6	WP OM 4 Separately Forecasted, Column AV	Column X + Column Y	Column X * WP 1 Inputs OM - Gen Tax, Line 7	WP OM 4 Separately Forecasted, Col BL
3	Description	Account Name	FERC Acct	Total Linkage 1 Period Separately Forecasted Items	Linkage 1 Ending 3/31/2024	Escalated Linkage 2 - Results of Pure Escalation of 1.62%	Total Linkage 2 Period Separately Forecasted Items	Linkage 2 Ending 9/30/2024	Escalated Test Year - Results of Pure Escalation of 2.90%	Total Test Period Separately Forecasted Items
379	A_6400100-M&S OS Purchases	Measuring and Regulating Station Expenses	875	$ -	$ 55,565	$ 56,466	$ -	$ 56,466	$ 58,104	$ -
380	A_6400500-M&S Parts	Measuring and Regulating Station Expenses	875	$ -	$ 53,265	$ 54,130	$ -	$ 54,130	$ 55,699	$ -
381	A_6400510-M&S Small Tools	Measuring and Regulating Station Expenses	875	$ -	$ 7,452	$ 7,573	$ -	$ 7,573	$ 7,793	$ -
382	A_6401000-M&S Inven Issue	Measuring and Regulating Station Expenses	875	$ -	$ 217,272	$ 220,798	$ -	$ 220,798	$ 227,200	$ -
383	A_6720020-LTLease-NonOffEquip	Measuring and Regulating Station Expenses	875	$ -	$ 3,006	$ 3,055	$ -	$ 3,055	$ 3,144	$ -
384	A_6790199-Fees-Miscellaneous	Measuring and Regulating Station Expenses	875	$ -	$ 78	$ 79	$ -	$ 79	$ 82	$ -
385	A_6790230-Postage Ship Courier	Measuring and Regulating Station Expenses	875	$ -	$ 2,286	$ 2,324	$ -	$ 2,324	$ 2,391	$ -
386	A_6790320-Fleet Allocation	Measuring and Regulating Station Expenses	875	$ -	$ 81,835	$ 83,163	$ -	$ 83,163	$ 85,574	$ -
387	A_6790321-Stores Allocation	Measuring and Regulating Station Expenses	875	$ -	$ 22,505	$ 22,870	$ -	$ 22,870	$ 23,533	$ -
388	A_6790322-Small Tools Alloc	Measuring and Regulating Station Expenses	875	$ -	$ 11,027	$ 11,205	$ -	$ 11,205	$ 11,530	$ -
389	A_6790800-Other Oper-Misc	Measuring and Regulating Station Expenses	875	$ -	$ 43,908	$ 44,620	$ -	$ 44,620	$ 45,914	$ -
390	A_6010000-1001/A6010000	Meter and House Regulator Expenses	878	$ (5,268)	$ (5,268)	$ -	$ (5,358)	$ (5,358)	$ -	$ (5,960)
391	A_6010010-1001/R6010000	Meter and House Regulator Expenses	878	$ 1,583	$ 1,583	$ -	$ 1,610	$ 1,610	$ -	$ 1,791
392	A_6010110-Labor Exempt ST	Meter and House Regulator Expenses	878	$ 714,727	$ 714,727	$ -	$ 727,019	$ 727,019	$ -	$ 808,639
393	A_6010130-Labor Exempt NonProd	Meter and House Regulator Expenses	878	$ 149,225	$ 149,225	$ -	$ 151,792	$ 151,792	$ -	$ 168,833
394	A_6010210-Labor NonExm ST	Meter and House Regulator Expenses	878	$ 5,980,228	$ 5,980,228	$ -	$ 6,083,082	$ 6,083,082	$ -	$ 6,766,007
395	A_6010220-Labor NonExm OT	Meter and House Regulator Expenses	878	$ 1,481,302	$ 1,481,302	$ -	$ 1,506,779	$ 1,506,779	$ -	$ 1,675,939
396	A_6010230-Labor NonExm NonProd	Meter and House Regulator Expenses	878	$ 1,083,792	$ 1,083,792	$ -	$ 1,102,432	$ 1,102,432	$ -	$ 1,226,198
397	A_6010910-Labor OffCycle Bonus	Meter and House Regulator Expenses	878	$ 2,554	$ 2,554	$ -	$ 2,598	$ 2,598	$ -	$ 2,890
398	A_6030010-EE ProfDue Subs Fees	Meter and House Regulator Expenses	878	$ -	$ 552	$ 561	$ -	$ 561	$ 578	$ -
399	A_6030040-EE Meals 50% Deduct	Meter and House Regulator Expenses	878	$ -	$ 30,744	$ 31,243	$ -	$ 31,243	$ 32,149	$ -
400	A_6030050-EE Mileage	Meter and House Regulator Expenses	878	$ -	$ 195	$ 198	$ -	$ 198	$ 204	$ -
401	A_6030060-EE Shoes Uniforms	Meter and House Regulator Expenses	878	$ -	$ 110,507	$ 112,300	$ -	$ 112,300	$ 115,556	$ -
402	A_6030070-EE Training	Meter and House Regulator Expenses	878	$ -	$ 20,978	$ 21,319	$ -	$ 21,319	$ 21,937	$ -
403	A_6030080-EE Travel Lodging	Meter and House Regulator Expenses	878	$ -	$ 35,448	$ 36,023	$ -	$ 36,023	$ 37,068	$ -
404	A_6030091-EE Apprec and Gifts	Meter and House Regulator Expenses	878	$ -	$ 2,698	$ 2,742	$ -	$ 2,742	$ 2,821	$ -
405	A_6030800-EE Miscellaneous	Meter and House Regulator Expenses	878	$ -	$ 13,308	$ 13,524	$ -	$ 13,524	$ 13,916	$ -
406	A_6100070-Consultants-Mgmt	Meter and House Regulator Expenses	878	$ -	$ 5,129	$ 5,212	$ -	$ 5,212	$ 5,363	$ -
407	A_6100080-Consultants-Other	Meter and House Regulator Expenses	878	$ -	$ 4,447	$ 4,519	$ -	$ 4,519	$ 4,650	$ -
408	A_6100100-Contractor Services	Meter and House Regulator Expenses	878	$ -	$ 25,342	$ 25,753	$ -	$ 25,753	$ 26,500	$ -
409	A_6100110-Instrument SvcRepair	Meter and House Regulator Expenses	878	$ -	$ 3,167	$ 3,218	$ -	$ 3,218	$ 3,311	$ -
410	A_6100150-Printing	Meter and House Regulator Expenses	878	$ -	$ 665	$ 676	$ -	$ 676	$ 696	$ -
411	A_6400020-M&S Gen Office	Meter and House Regulator Expenses	878	$ -	$ 4,779	$ 4,857	$ -	$ 4,857	$ 4,997	$ -
412	A_6400030-M&S Chemicals	Meter and House Regulator Expenses	878	$ -	$ 214	$ 218	$ -	$ 218	$ 224	$ -
413	A_6400060-M&S Ops Consum	Meter and House Regulator Expenses	878	$ -	$ 532	$ 540	$ -	$ 540	$ 556	$ -
414	A_6400070-M&S Safety	Meter and House Regulator Expenses	878	$ -	$ 14,885	$ 15,126	$ -	$ 15,126	$ 15,565	$ -
415	A_6400080-M&S Vehicle Fuel	Meter and House Regulator Expenses	878	$ -	$ 559	$ 568	$ -	$ 568	$ 585	$ -
416	A_6400100-M&S OS Purchases	Meter and House Regulator Expenses	878	$ -	$ 68,695	$ 69,810	$ -	$ 69,810	$ 71,834	$ -
417	A_6400500-M&S Parts	Meter and House Regulator Expenses	878	$ -	$ 2,761	$ 2,806	$ -	$ 2,806	$ 2,888	$ -
418	A_6400505-M&S Part Repairs	Meter and House Regulator Expenses	878	$ -	$ 134	$ 136	$ -	$ 136	$ 140	$ -
419	A_6400510-M&S Small Tools	Meter and House Regulator Expenses	878	$ -	$ 23,855	$ 24,243	$ -	$ 24,243	$ 24,945	$ -
420	A_6401000-M&S Inven Issue	Meter and House Regulator Expenses	878	$ -	$ 137,437	$ 139,667	$ -	$ 139,667	$ 143,717	$ -
421	A_6500010-Transport-Vehicle	Meter and House Regulator Expenses	878	$ -	$ 401	$ 408	$ -	$ 408	$ 419	$ -
422	A_6730030-Utilities-Telecom	Meter and House Regulator Expenses	878	$ -	$ 78	$ 79	$ -	$ 79	$ 82	$ -

NMGC Exhibit ECB-5
Page 39 of 596

NEW MEXICO GAS COMPANY, INC.

Operation and Maintenance Summary
Base Period - 12 Months Ending March 31, 2023
Future Test Year - 12 Months Ending September 30, 2025

	A	B	C	AC	AD	AE	AF	AG	AH
2		Rule 630 Schedule or Workpaper Reference:		Column AA + Column AB		Column AC - Column R			
3	Description	Account Name	FERC Acct	Future Test Year Ending 9/30/2025		Adjusted Base and Test Periods Variance - $	Test Period to Adjusted Base Period Variance - %		Explanation for cost drivers resulting in material change
379	A_6400100-M&S OS Purchases	Measuring and Regulating Station Expenses	875	$ 58,104		$ 4,641	9%		
380	A_6400500-M&S Parts	Measuring and Regulating Station Expenses	875	$ 55,699		$ 4,449	9%		
381	A_6400510-M&S Small Tools	Measuring and Regulating Station Expenses	875	$ 7,793		$ 622	9%		
382	A_6401000-M&S Inven Issue	Measuring and Regulating Station Expenses	875	$ 227,200		$ 18,148	9%		
383	A_6720020-LTLease-NonOffEquip	Measuring and Regulating Station Expenses	875	$ 3,144		$ 251	9%		
384	A_6790199-Fees-Miscellaneous	Measuring and Regulating Station Expenses	875	$ 82		$ 7	9%		
385	A_6790230-Postage Ship Courier	Measuring and Regulating Station Expenses	875	$ 2,391		$ 191	9%		
386	A_6790320-Fleet Allocation	Measuring and Regulating Station Expenses	875	$ 85,574		$ 6,836	9%		
387	A_6790321-Stores Allocation	Measuring and Regulating Station Expenses	875	$ 23,533		$ 1,880	9%		
388	A_6790322-Small Tools Alloc	Measuring and Regulating Station Expenses	875	$ 11,530		$ 921	9%		
389	A_6790800-Other Oper-Misc	Measuring and Regulating Station Expenses	875	$ 45,914		$ 3,668	9%		
390	A_6010000-1001/A6010000	Meter and House Regulator Expenses	878	$ (5,960)		$ (783)	15%		
391	A_6010010-1001/R6010000	Meter and House Regulator Expenses	878	$ 1,791		$ 235	15%		
392	A_6010110-Labor Exempt ST	Meter and House Regulator Expenses	878	$ 808,639		$ 106,205	15%		Merit and vacancy adjustments. See WP OM 5 630 Schedule H-4 Labor
393	A_6010130-Labor Exempt NonProd	Meter and House Regulator Expenses	878	$ 168,833		$ 22,174	15%		
394	A_6010210-Labor NonExm ST	Meter and House Regulator Expenses	878	$ 6,766,007		$ 888,633	15%		Merit and vacancy adjustments. See WP OM 5 630 Schedule H-4 Labor
395	A_6010220-Labor NonExm OT	Meter and House Regulator Expenses	878	$ 1,675,939		$ 220,114	15%		Merit and vacancy adjustments. See WP OM 5 630 Schedule H-4 Labor
396	A_6010230-Labor NonExm NonProd	Meter and House Regulator Expenses	878	$ 1,226,198		$ 161,046	15%		Merit and vacancy adjustments. See WP OM 5 630 Schedule H-4 Labor
397	A_6010910-Labor OffCycle Bonus	Meter and House Regulator Expenses	878	$ 2,890		$ 380	15%		
398	A_6030010-EE ProfDue Subs Fees	Meter and House Regulator Expenses	878	$ 578		$ 46	9%		
399	A_6030040-EE Meals 50% Deduct	Meter and House Regulator Expenses	878	$ 32,149		$ 2,568	9%		
400	A_6030050-EE Mileage	Meter and House Regulator Expenses	878	$ 204		$ 16	9%		
401	A_6030060-EE Shoes Uniforms	Meter and House Regulator Expenses	878	$ 115,556		$ 9,230	9%		
402	A_6030070-EE Training	Meter and House Regulator Expenses	878	$ 21,937		$ 1,752	9%		
403	A_6030080-EE Travel Lodging	Meter and House Regulator Expenses	878	$ 37,068		$ 2,961	9%		
404	A_6030091-EE Apprec and Gifts	Meter and House Regulator Expenses	878	$ 2,821		$ 225	9%		
405	A_6030800-EE Miscellaneous	Meter and House Regulator Expenses	878	$ 13,916		$ 1,112	9%		
406	A_6100070-Consultants-Mgmt	Meter and House Regulator Expenses	878	$ 5,363		$ 428	9%		
407	A_6100080-Consultants-Other	Meter and House Regulator Expenses	878	$ 4,650		$ 371	9%		
408	A_6100100-Contractor Services	Meter and House Regulator Expenses	878	$ 26,500		$ 2,117	9%		
409	A_6100110-Instrument SvcRepair	Meter and House Regulator Expenses	878	$ 3,311		$ 265	9%		
410	A_6100150-Printing	Meter and House Regulator Expenses	878	$ 696		$ 56	9%		
411	A_6400020-M&S Gen Office	Meter and House Regulator Expenses	878	$ 4,997		$ 399	9%		
412	A_6400030-M&S Chemicals	Meter and House Regulator Expenses	878	$ 224		$ 18	9%		
413	A_6400060-M&S Ops Consum	Meter and House Regulator Expenses	878	$ 556		$ 44	9%		
414	A_6400070-M&S Safety	Meter and House Regulator Expenses	878	$ 15,565		$ 1,243	9%		
415	A_6400080-M&S Vehicle Fuel	Meter and House Regulator Expenses	878	$ 585		$ 47	9%		
416	A_6400100-M&S OS Purchases	Meter and House Regulator Expenses	878	$ 71,834		$ 5,738	9%		
417	A_6400500-M&S Parts	Meter and House Regulator Expenses	878	$ 2,888		$ 231	9%		
418	A_6400505-M&S Part Repairs	Meter and House Regulator Expenses	878	$ 140		$ 11	9%		
419	A_6400510-M&S Small Tools	Meter and House Regulator Expenses	878	$ 24,945		$ 1,993	9%		
420	A_6401000-M&S Inven Issue	Meter and House Regulator Expenses	878	$ 143,717		$ 11,480	9%		
421	A_6500010-Transport-Vehicle	Meter and House Regulator Expenses	878	$ 419		$ 34	9%		
422	A_6730030-Utilities-Telecom	Meter and House Regulator Expenses	878	$ 82		$ 7	9%		

NMGC Exhibit ECB-5
Page 40 of 596

NEW MEXICO GAS COMPANY, INC.

Operation and Maintenance Summary
Base Period - 12 Months Ending March 31, 2023
Future Test Year - 12 Months Ending September 30, 2025

	A	B	C	P	Q	R	S	T	U
2		Rule 630 Schedule or Workpaper Reference:		Sum of Columns D through O	WP OM 3 Column U	Column P + Column Q	WP OM-4 Separately Forecast, Column O	Column R + Column S	Column T * WP 1 Inputs OM - Gen Tax, Line 5
3	Description	Account Name	FERC Acct	Total Company Unadjusted Base Period Ending 3/31/2023	Base Period Adjustments	Adjusted Base Period	Removal of Separately Forecasted Items (To be added back Later)	Remaining Base Period O&M to be Escalated	Escalated Linkage 1 - Results of Pure Escalation of 3.93%
423	A_6730800-Utilities-Other	Meter and House Regulator Expenses	878	$ 423	$ -	$ 423	$ -	$ 423	$ 439
424	A_6790199-Fees-Miscellaneous	Meter and House Regulator Expenses	878	$ 1,440	$ -	$ 1,440	$ -	$ 1,440	$ 1,496
425	A_6790230-Postage Ship Courier	Meter and House Regulator Expenses	878	$ 387	$ -	$ 387	$ -	$ 387	$ 402
426	A_6790320-Fleet Allocation	Meter and House Regulator Expenses	878	$ 1,152,192	$ -	$ 1,152,192	$ -	$ 1,152,192	$ 1,197,497
427	A_6790321-Stores Allocation	Meter and House Regulator Expenses	878	$ 15,880	$ -	$ 15,880	$ -	$ 15,880	$ 16,504
428	A_6790322-Small Tools Alloc	Meter and House Regulator Expenses	878	$ 7,973	$ -	$ 7,973	$ -	$ 7,973	$ 8,287
429	A_6790325-T&I Allocation	Meter and House Regulator Expenses	878	$ (1,367,371)	$ -	$ (1,367,371)	$ -	$ (1,367,371)	$ (1,421,138)
430	A_6010000-1001/A6010000	Customer Installations Expenses	879	$ 103	$ 6	$ 109	$ (109)	$ -	$ -
431	A_6010010-1001/R6010000	Customer Installations Expenses	879	$ 13	$ 1	$ 14	$ (14)	$ -	$ -
432	A_6010110-Labor Exempt ST	Customer Installations Expenses	879	$ 33,316	$ 4,494	$ 37,810	$ (37,810)	$ -	$ -
433	A_6010130-Labor Exempt NonProd	Customer Installations Expenses	879	$ 4,105	$ 226	$ 4,330	$ (4,330)	$ -	$ -
434	A_6010210-Labor NonExm ST	Customer Installations Expenses	879	$ 161,128	$ 21,736	$ 182,865	$ (182,865)	$ -	$ -
435	A_6010220-Labor NonExm OT	Customer Installations Expenses	879	$ 32,424	$ (5,177)	$ 27,248	$ (27,248)	$ -	$ -
436	A_6010230-Labor NonExm NonProd	Customer Installations Expenses	879	$ 34,685	$ 1,907	$ 36,592	$ (36,592)	$ -	$ -
437	A_6010910-Labor OffCycle Bonus	Customer Installations Expenses	879	$ 25	$ 1	$ 26	$ (26)	$ -	$ -
438	A_6030010-EE ProfDue Subs Fees	Customer Installations Expenses	879	$ 151	$ -	$ 151	$ -	$ 151	$ 157
439	A_6030040-EE Meals 50% Deduct	Customer Installations Expenses	879	$ 685	$ -	$ 685	$ -	$ 685	$ 712
440	A_6030060-EE Shoes Uniforms	Customer Installations Expenses	879	$ 2,633	$ -	$ 2,633	$ -	$ 2,633	$ 2,736
441	A_6030070-EE Training	Customer Installations Expenses	879	$ 570	$ -	$ 570	$ -	$ 570	$ 592
442	A_6030080-EE Travel Lodging	Customer Installations Expenses	879	$ 967	$ -	$ 967	$ -	$ 967	$ 1,005
443	A_6030091-EE Apprec and Gifts	Customer Installations Expenses	879	$ 1	$ -	$ 1	$ -	$ 1	$ 1
444	A_6030800-EE Miscellaneous	Customer Installations Expenses	879	$ 1,780	$ -	$ 1,780	$ -	$ 1,780	$ 1,850
445	A_6100070-Consultants-Mgmt	Customer Installations Expenses	879	$ 172	$ -	$ 172	$ -	$ 172	$ 179
446	A_6400020-M&S Gen Office	Customer Installations Expenses	879	$ 1,234	$ -	$ 1,234	$ -	$ 1,234	$ 1,282
447	A_6400070-M&S Safety	Customer Installations Expenses	879	$ 145	$ -	$ 145	$ -	$ 145	$ 151
448	A_6400100-M&S OS Purchases	Customer Installations Expenses	879	$ 1,381	$ -	$ 1,381	$ -	$ 1,381	$ 1,436
449	A_6400500-M&S Parts	Customer Installations Expenses	879	$ 164	$ -	$ 164	$ -	$ 164	$ 170
450	A_6400510-M&S Small Tools	Customer Installations Expenses	879	$ 568	$ -	$ 568	$ -	$ 568	$ 590
451	A_6401000-M&S Inven Issue	Customer Installations Expenses	879	$ 763	$ -	$ 763	$ -	$ 763	$ 793
452	A_6500010-Transport-Vehicle	Customer Installations Expenses	879	$ 100	$ -	$ 100	$ -	$ 100	$ 104
453	A_6730030-Utilities-Telecom	Customer Installations Expenses	879	$ 197	$ -	$ 197	$ -	$ 197	$ 205
454	A_6730800-Utilities-Other	Customer Installations Expenses	879	$ 27	$ -	$ 27	$ -	$ 27	$ 28
455	A_6790230-Postage Ship Courier	Customer Installations Expenses	879	$ 99	$ -	$ 99	$ -	$ 99	$ 103
456	A_6790320-Fleet Allocation	Customer Installations Expenses	879	$ 39,068	$ -	$ 39,068	$ -	$ 39,068	$ 40,604
457	A_6790321-Stores Allocation	Customer Installations Expenses	879	$ 157	$ -	$ 157	$ -	$ 157	$ 163
458	A_6790322-Small Tools Alloc	Customer Installations Expenses	879	$ 78	$ -	$ 78	$ -	$ 78	$ 81
459	A_6010000-1001/A6010000	Other Expenses	880	$ (10,747)	$ (591)	$ (11,338)	$ 11,338	$ -	$ -
460	A_6010010-1001/R6010000	Other Expenses	880	$ 65	$ 4	$ 68	$ (68)	$ -	$ -
461	A_6010110-Labor Exempt ST	Other Expenses	880	$ 1,407,930	$ 189,931	$ 1,597,861	$ (1,597,861)	$ -	$ -
462	A_6010130-Labor Exempt NonProd	Other Expenses	880	$ 276,694	$ 15,214	$ 291,908	$ (291,908)	$ -	$ -
463	A_6010210-Labor NonExm ST	Other Expenses	880	$ 693,204	$ 93,514	$ 786,718	$ (786,718)	$ -	$ -
464	A_6010220-Labor NonExm OT	Other Expenses	880	$ 178,585	$ (28,512)	$ 150,074	$ (150,074)	$ -	$ -
465	A_6010230-Labor NonExm NonProd	Other Expenses	880	$ 136,235	$ 7,491	$ 143,726	$ (143,726)	$ -	$ -
466	A_6010910-Labor OffCycle Bonus	Other Expenses	880	$ 2,177	$ 120	$ 2,297	$ (2,297)	$ -	$ -

NMGC Exhibit ECB-5
Page 41 of 596

NEW MEXICO GAS COMPANY, INC.

Operation and Maintenance Summary
Base Period - 12 Months Ending March 31, 2023
Future Test Year - 12 Months Ending September 30, 2025

	A	B	C	V	W	X	Y	Z	AA	AB
2		Rule 630 Schedule or Workpaper Reference:		WP OM-4 Separately Forecast, Column AG	Column U + Column V	Column U * WP 1 Inputs OM - Gen Tax, Line 6	WP OM 4 Separately Forecasted, Column AV	Column X + Column Y	Column X * WP 1 Inputs OM - Gen Tax, Line 7	WP OM 4 Separately Forecasted, Col BL
3	Description	Account Name	FERC Acct	Total Linkage 1 Period Separately Forecasted Items	Linkage 1 Ending 3/31/2024	Escalated Linkage 2 - Results of Pure Escalation of 1.62%	Total Linkage 2 Period Separately Forecasted Items	Linkage 2 Ending 9/30/2024	Escalated Test Year - Results of Pure Escalation of 2.90%	Total Test Period Separately Forecasted Items
423	A_6730800-Utilities-Other	Meter and House Regulator Expenses	878	$ -	$ 439	$ 447	$ -	$ 447	$ 460	$ -
424	A_6790199-Fees-Miscellaneous	Meter and House Regulator Expenses	878	$ -	$ 1,496	$ 1,521	$ -	$ 1,521	$ 1,565	$ -
425	A_6790230-Postage Ship Courier	Meter and House Regulator Expenses	878	$ -	$ 402	$ 409	$ -	$ 409	$ 421	$ -
426	A_6790320-Fleet Allocation	Meter and House Regulator Expenses	878	$ -	$ 1,197,497	$ 1,216,933	$ -	$ 1,216,933	$ 1,252,217	$ -
427	A_6790321-Stores Allocation	Meter and House Regulator Expenses	878	$ -	$ 16,504	$ 16,772	$ -	$ 16,772	$ 17,259	$ -
428	A_6790322-Small Tools Alloc	Meter and House Regulator Expenses	878	$ -	$ 8,287	$ 8,421	$ -	$ 8,421	$ 8,665	$ -
429	A_6790325-T&I Allocation	Meter and House Regulator Expenses	878	$ -	$ (1,421,138)	$ (1,444,204)	$ -	$ (1,444,204)	$ (1,486,077)	$ -
430	A_6010000-1001/A6010000	Customer Installations Expenses	879	$ 111	$ 111	$ -	$ 113	$ 113	$ -	$ 125
431	A_6010010-1001/R6010000	Customer Installations Expenses	879	$ 14	$ 14	$ -	$ 15	$ 15	$ -	$ 16
432	A_6010110-Labor Exempt ST	Customer Installations Expenses	879	$ 38,472	$ 38,472	$ -	$ 39,133	$ 39,133	$ -	$ 43,527
433	A_6010130-Labor Exempt NonProd	Customer Installations Expenses	879	$ 4,406	$ 4,406	$ -	$ 4,482	$ 4,482	$ -	$ 4,985
434	A_6010210-Labor NonExm ST	Customer Installations Expenses	879	$ 186,065	$ 186,065	$ -	$ 189,265	$ 189,265	$ -	$ 210,513
435	A_6010220-Labor NonExm OT	Customer Installations Expenses	879	$ 27,725	$ 27,725	$ -	$ 28,201	$ 28,201	$ -	$ 31,367
436	A_6010230-Labor NonExm NonProd	Customer Installations Expenses	879	$ 37,233	$ 37,233	$ -	$ 37,873	$ 37,873	$ -	$ 42,125
437	A_6010910-Labor OffCycle Bonus	Customer Installations Expenses	879	$ 27	$ 27	$ -	$ 27	$ 27	$ -	$ 30
438	A_6030010-EE ProfDue Subs Fees	Customer Installations Expenses	879	$ -	$ 157	$ 160	$ -	$ 160	$ 165	$ -
439	A_6030040-EE Meals 50% Deduct	Customer Installations Expenses	879	$ -	$ 712	$ 723	$ -	$ 723	$ 744	$ -
440	A_6030060-EE Shoes Uniforms	Customer Installations Expenses	879	$ -	$ 2,736	$ 2,780	$ -	$ 2,780	$ 2,861	$ -
441	A_6030070-EE Training	Customer Installations Expenses	879	$ -	$ 592	$ 602	$ -	$ 602	$ 620	$ -
442	A_6030080-EE Travel Lodging	Customer Installations Expenses	879	$ -	$ 1,005	$ 1,021	$ -	$ 1,021	$ 1,050	$ -
443	A_6030091-EE Apprec and Gifts	Customer Installations Expenses	879	$ -	$ 1	$ 1	$ -	$ 1	$ 1	$ -
444	A_6030800-EE Miscellaneous	Customer Installations Expenses	879	$ -	$ 1,850	$ 1,880	$ -	$ 1,880	$ 1,935	$ -
445	A_6100070-Consultants-Mgmt	Customer Installations Expenses	879	$ -	$ 179	$ 182	$ -	$ 182	$ 187	$ -
446	A_6400020-M&S Gen Office	Customer Installations Expenses	879	$ -	$ 1,282	$ 1,303	$ -	$ 1,303	$ 1,341	$ -
447	A_6400070-M&S Safety	Customer Installations Expenses	879	$ -	$ 151	$ 153	$ -	$ 153	$ 157	$ -
448	A_6400100-M&S OS Purchases	Customer Installations Expenses	879	$ -	$ 1,436	$ 1,459	$ -	$ 1,459	$ 1,501	$ -
449	A_6400500-M&S Parts	Customer Installations Expenses	879	$ -	$ 170	$ 173	$ -	$ 173	$ 178	$ -
450	A_6400510-M&S Small Tools	Customer Installations Expenses	879	$ -	$ 590	$ 600	$ -	$ 600	$ 617	$ -
451	A_6401000-M&S Inven Issue	Customer Installations Expenses	879	$ -	$ 793	$ 806	$ -	$ 806	$ 829	$ -
452	A_6500010-Transport-Vehicle	Customer Installations Expenses	879	$ -	$ 104	$ 106	$ -	$ 106	$ 109	$ -
453	A_6730030-Utilities-Telecom	Customer Installations Expenses	879	$ -	$ 205	$ 208	$ -	$ 208	$ 214	$ -
454	A_6730800-Utilities-Other	Customer Installations Expenses	879	$ -	$ 28	$ 29	$ -	$ 29	$ 29	$ -
455	A_6790230-Postage Ship Courier	Customer Installations Expenses	879	$ -	$ 103	$ 104	$ -	$ 104	$ 107	$ -
456	A_6790320-Fleet Allocation	Customer Installations Expenses	879	$ -	$ 40,604	$ 41,263	$ -	$ 41,263	$ 42,460	$ -
457	A_6790321-Stores Allocation	Customer Installations Expenses	879	$ -	$ 163	$ 166	$ -	$ 166	$ 171	$ -
458	A_6790322-Small Tools Alloc	Customer Installations Expenses	879	$ -	$ 81	$ 82	$ -	$ 82	$ 84	$ -
459	A_6010000-1001/A6010000	Other Expenses	880	$ (11,536)	$ (11,536)	$ -	$ (11,735)	$ (11,735)	$ -	$ (13,052)
460	A_6010010-1001/R6010000	Other Expenses	880	$ 69	$ 69	$ -	$ 71	$ 71	$ -	$ 78
461	A_6010110-Labor Exempt ST	Other Expenses	880	$ 1,625,824	$ 1,625,824	$ -	$ 1,653,787	$ 1,653,787	$ -	$ 1,839,451
462	A_6010130-Labor Exempt NonProd	Other Expenses	880	$ 297,016	$ 297,016	$ -	$ 302,124	$ 302,124	$ -	$ 336,043
463	A_6010210-Labor NonExm ST	Other Expenses	880	$ 800,486	$ 800,486	$ -	$ 814,253	$ 814,253	$ -	$ 905,666
464	A_6010220-Labor NonExm OT	Other Expenses	880	$ 152,700	$ 152,700	$ -	$ 155,326	$ 155,326	$ -	$ 172,764
465	A_6010230-Labor NonExm NonProd	Other Expenses	880	$ 146,242	$ 146,242	$ -	$ 148,757	$ 148,757	$ -	$ 165,457
466	A_6010910-Labor OffCycle Bonus	Other Expenses	880	$ 2,337	$ 2,337	$ -	$ 2,377	$ 2,377	$ -	$ 2,644

NMGC Exhibit ECB-5
Page 42 of 596

NEW MEXICO GAS COMPANY, INC.

Operation and Maintenance Summary
Base Period - 12 Months Ending March 31, 2023
Future Test Year - 12 Months Ending September 30, 2025

	A	B	C	AC	AD	AE	AF	AG	AH
2		Rule 630 Schedule or Workpaper Reference:		Column AA + Column AB		Column AC - Column R			
3	Description	Account Name	FERC Acct	Future Test Year Ending 9/30/2025		Adjusted Base and Test Periods Variance - $	Test Period to Adjusted Base Period Variance - %		Explanation for cost drivers resulting in material change
423	A_6730800-Utilities-Other	Meter and House Regulator Expenses	878	$ 460		$ 37	9%		
424	A_6790199-Fees-Miscellaneous	Meter and House Regulator Expenses	878	$ 1,565		$ 125	9%		
425	A_6790230-Postage Ship Courier	Meter and House Regulator Expenses	878	$ 421		$ 34	9%		
426	A_6790320-Fleet Allocation	Meter and House Regulator Expenses	878	$ 1,252,217		$ 100,025	9%		Non-labor escalation. See WP 1 OM Inputs - Gen Tax
427	A_6790321-Stores Allocation	Meter and House Regulator Expenses	878	$ 17,259		$ 1,379	9%		
428	A_6790322-Small Tools Alloc	Meter and House Regulator Expenses	878	$ 8,665		$ 692	9%		
429	A_6790325-T&I Allocation	Meter and House Regulator Expenses	878	$ (1,486,077)		$ (118,706)	9%		Non-labor escalation. See WP 1 OM Inputs - Gen Tax
430	A_6010000-1001/A6010000	Customer Installations Expenses	879	$ 125		$ 16	15%		
431	A_6010010-1001/R6010000	Customer Installations Expenses	879	$ 16		$ 2	15%		
432	A_6010110-Labor Exempt ST	Customer Installations Expenses	879	$ 43,527		$ 5,717	15%		
433	A_6010130-Labor Exempt NonProd	Customer Installations Expenses	879	$ 4,985		$ 655	15%		
434	A_6010210-Labor NonExm ST	Customer Installations Expenses	879	$ 210,513		$ 27,648	15%		
435	A_6010220-Labor NonExm OT	Customer Installations Expenses	879	$ 31,367		$ 4,120	15%		
436	A_6010230-Labor NonExm NonProd	Customer Installations Expenses	879	$ 42,125		$ 5,533	15%		
437	A_6010910-Labor OffCycle Bonus	Customer Installations Expenses	879	$ 30		$ 4	15%		
438	A_6030010-EE ProfDue Subs Fees	Customer Installations Expenses	879	$ 165		$ 13	9%		
439	A_6030040-EE Meals 50% Deduct	Customer Installations Expenses	879	$ 744		$ 59	9%		
440	A_6030060-EE Shoes Uniforms	Customer Installations Expenses	879	$ 2,861		$ 229	9%		
441	A_6030070-EE Training	Customer Installations Expenses	879	$ 620		$ 49	9%		
442	A_6030080-EE Travel Lodging	Customer Installations Expenses	879	$ 1,050		$ 84	9%		
443	A_6030091-EE Apprec and Gifts	Customer Installations Expenses	879	$ 1		$ 0	9%		
444	A_6030800-EE Miscellaneous	Customer Installations Expenses	879	$ 1,935		$ 155	9%		
445	A_6100070-Consultants-Mgmt	Customer Installations Expenses	879	$ 187		$ 15	9%		
446	A_6400020-M&S Gen Office	Customer Installations Expenses	879	$ 1,341		$ 107	9%		
447	A_6400070-M&S Safety	Customer Installations Expenses	879	$ 157		$ 13	9%		
448	A_6400100-M&S OS Purchases	Customer Installations Expenses	879	$ 1,501		$ 120	9%		
449	A_6400500-M&S Parts	Customer Installations Expenses	879	$ 178		$ 14	9%		
450	A_6400510-M&S Small Tools	Customer Installations Expenses	879	$ 617		$ 49	9%		
451	A_6401000-M&S Inven Issue	Customer Installations Expenses	879	$ 829		$ 66	9%		
452	A_6500010-Transport-Vehicle	Customer Installations Expenses	879	$ 109		$ 9	9%		
453	A_6730030-Utilities-Telecom	Customer Installations Expenses	879	$ 214		$ 17	9%		
454	A_6730800-Utilities-Other	Customer Installations Expenses	879	$ 29		$ 2	9%		
455	A_6790230-Postage Ship Courier	Customer Installations Expenses	879	$ 107		$ 9	9%		
456	A_6790320-Fleet Allocation	Customer Installations Expenses	879	$ 42,460		$ 3,392	9%		
457	A_6790321-Stores Allocation	Customer Installations Expenses	879	$ 171		$ 14	9%		
458	A_6790322-Small Tools Alloc	Customer Installations Expenses	879	$ 84		$ 7	9%		
459	A_6010000-1001/A6010000	Other Expenses	880	$ (13,052)		$ (1,714)	15%		
460	A_6010010-1001/R6010000	Other Expenses	880	$ 78		$ 10	15%		
461	A_6010110-Labor Exempt ST	Other Expenses	880	$ 1,839,451		$ 241,590	15%		Merit and vacancy adjustments. See WP OM 5 630 Schedule H-4 Labor
462	A_6010130-Labor Exempt NonProd	Other Expenses	880	$ 336,043		$ 44,135	15%		
463	A_6010210-Labor NonExm ST	Other Expenses	880	$ 905,666		$ 118,948	15%		Merit and vacancy adjustments. See WP OM 5 630 Schedule H-4 Labor
464	A_6010220-Labor NonExm OT	Other Expenses	880	$ 172,764		$ 22,690	15%		
465	A_6010230-Labor NonExm NonProd	Other Expenses	880	$ 165,457		$ 21,731	15%		
466	A_6010910-Labor OffCycle Bonus	Other Expenses	880	$ 2,644		$ 347	15%		

NMGC Exhibit ECB-5
Page 43 of 596

NEW MEXICO GAS COMPANY, INC.

Operation and Maintenance Summary
Base Period - 12 Months Ending March 31, 2023
Future Test Year - 12 Months Ending September 30, 2025

	A	B	C	P	Q	R	S	T	U
2		Rule 630 Schedule or Workpaper Reference:		Sum of Columns D through O	WP OM 3 Column U	Column P + Column Q	WP OM-4 Separately Forecast, Column O	Column R + Column S	Column T * WP 1 Inputs OM - Gen Tax, Line 5
3	Description	Account Name	FERC Acct	Total Company Unadjusted Base Period Ending 3/31/2023	Base Period Adjustments	Adjusted Base Period	Removal of Separately Forecasted Items (To be added back Later)	Remaining Base Period O&M to be Escalated	Escalated Linkage 1 - Results of Pure Escalation of 3.93%
467	A_6030010-EE ProfDue Subs Fees	Other Expenses	880	$ 22,504	$ -	$ 22,504	$ -	$ 22,504	$ 23,388
468	A_6030040-EE Meals 50% Deduct	Other Expenses	880	$ 118,047	$ -	$ 118,047	$ -	$ 118,047	$ 122,689
469	A_6030050-EE Mileage	Other Expenses	880	$ 1,088	$ -	$ 1,088	$ -	$ 1,088	$ 1,131
470	A_6030060-EE Shoes Uniforms	Other Expenses	880	$ 20,108	$ -	$ 20,108	$ -	$ 20,108	$ 20,899
471	A_6030070-EE Training	Other Expenses	880	$ 22,426	$ -	$ 22,426	$ -	$ 22,426	$ 23,308
472	A_6030080-EE Travel Lodging	Other Expenses	880	$ 158,967	$ -	$ 158,967	$ -	$ 158,967	$ 165,218
473	A_6030091-EE Apprec and Gifts	Other Expenses	880	$ 9	$ -	$ 9	$ -	$ 9	$ 10
474	A_6030800-EE Miscellaneous	Other Expenses	880	$ 37,253	$ -	$ 37,253	$ -	$ 37,253	$ 38,718
475	A_6100010-Advertising	Other Expenses	880	$ 5,401	$ -	$ 5,401	$ -	$ 5,401	$ 5,613
476	A_6100040-Consultants-Engineer	Other Expenses	880	$ 9,289	$ -	$ 9,289	$ -	$ 9,289	$ 9,655
477	A_6100070-Consultants-Mgmt	Other Expenses	880	$ 1,392	$ -	$ 1,392	$ -	$ 1,392	$ 1,446
478	A_6100080-Consultants-Other	Other Expenses	880	$ 290,871	$ -	$ 290,871	$ -	$ 290,871	$ 302,309
479	A_6100100-Contractor Services	Other Expenses	880	$ 211,941	$ -	$ 211,941	$ -	$ 211,941	$ 220,275
480	A_6100110-Instrument SvcRepair	Other Expenses	880	$ 2,032	$ -	$ 2,032	$ -	$ 2,032	$ 2,112
481	A_6100120-Tool Service/Repair	Other Expenses	880	$ 24,983	$ -	$ 24,983	$ -	$ 24,983	$ 25,965
482	A_6100150-Printing	Other Expenses	880	$ 8,723	$ -	$ 8,723	$ -	$ 8,723	$ 9,066
483	A_6100190-Software Maintenance	Other Expenses	880	$ 3,762	$ -	$ 3,762	$ -	$ 3,762	$ 3,910
484	A_6400010-M&S FurnOffEquip	Other Expenses	880	$ 12,845	$ -	$ 12,845	$ -	$ 12,845	$ 13,350
485	A_6400020-M&S Gen Office	Other Expenses	880	$ 74,249	$ -	$ 74,249	$ -	$ 74,249	$ 77,169
486	A_6400030-M&S Chemicals	Other Expenses	880	$ 1,082	$ -	$ 1,082	$ -	$ 1,082	$ 1,124
487	A_6400060-M&S Ops Consum	Other Expenses	880	$ 22,966	$ -	$ 22,966	$ -	$ 22,966	$ 23,869
488	A_6400070-M&S Safety	Other Expenses	880	$ 24,424	$ -	$ 24,424	$ -	$ 24,424	$ 25,384
489	A_6400080-M&S Vehicle Fuel	Other Expenses	880	$ 262	$ -	$ 262	$ -	$ 262	$ 272
490	A_6400100-M&S OS Purchases	Other Expenses	880	$ 72,566	$ -	$ 72,566	$ -	$ 72,566	$ 75,419
491	A_6400500-M&S Parts	Other Expenses	880	$ 7,119	$ -	$ 7,119	$ -	$ 7,119	$ 7,399
492	A_6400510-M&S Small Tools	Other Expenses	880	$ 62,421	$ -	$ 62,421	$ -	$ 62,421	$ 64,876
493	A_6401000-M&S Inven Issue	Other Expenses	880	$ 106,157	$ -	$ 106,157	$ -	$ 106,157	$ 110,331
494	A_6500010-Transport-Vehicle	Other Expenses	880	$ 633	$ -	$ 633	$ -	$ 633	$ 658
495	A_6720020-LTLease-NonOffEquip	Other Expenses	880	$ 1,102	$ -	$ 1,102	$ -	$ 1,102	$ 1,145
496	A_6730030-Utilities-Telecom	Other Expenses	880	$ 452	$ -	$ 452	$ -	$ 452	$ 470
497	A_6730800-Utilities-Other	Other Expenses	880	$ 630	$ -	$ 630	$ -	$ 630	$ 655
498	A_6790199-Fees-Miscellaneous	Other Expenses	880	$ 7,055	$ -	$ 7,055	$ -	$ 7,055	$ 7,332
499	A_6790210-Permitting	Other Expenses	880	$ 2,733	$ -	$ 2,733	$ -	$ 2,733	$ 2,840
500	A_6790230-Postage Ship Courier	Other Expenses	880	$ 4,925	$ -	$ 4,925	$ -	$ 4,925	$ 5,118
501	A_6790255-Selling Mktg Exp	Other Expenses	880	$ 9,703	$ -	$ 9,703	$ -	$ 9,703	$ 10,084
502	A_6790320-Fleet Allocation	Other Expenses	880	$ 266,194	$ -	$ 266,194	$ -	$ 266,194	$ 276,662
503	A_6790321-Stores Allocation	Other Expenses	880	$ 13,597	$ -	$ 13,597	$ -	$ 13,597	$ 14,132
504	A_6790322-Small Tools Alloc	Other Expenses	880	$ 7,372	$ -	$ 7,372	$ -	$ 7,372	$ 7,662
505	A_6790800-Other Oper-Misc	Other Expenses	880	$ 30,692	$ -	$ 30,692	$ -	$ 30,692	$ 31,899
506	A_7103060-CIAC	Other Expenses	880	$ (125)	$ -	$ (125)	$ -	$ (125)	$ (130)
507	A_6790326-Facilities Alloc	Rents	881	$ 2,651,247	$ -	$ 2,651,247	$ (56,400)	$ 2,594,847	$ 2,696,880
508	**Total Distribution Operation Expenses**			**$ 24,705,802**	**$ 1,440,196**	**$ 26,145,998**	**$ (19,737,358)**	**$ 6,408,640**	**$ 6,660,636**
509									
510	**Distribution Expenses - Maintenance:**								
511	A_6010000-1001/A6010000	Maintenance of Mains	887	$ 1,805	$ 99	$ 1,904	$ (1,904)	$ -	$ -
512	A_6010010-1001/R6010000	Maintenance of Mains	887	$ 279	$ 15	$ 295	$ (295)	$ -	$ -
513	A_6010110-Labor Exempt ST	Maintenance of Mains	887	$ 180,864	$ 24,399	$ 205,263	$ (205,263)	$ -	$ -
514	A_6010130-Labor Exempt NonProd	Maintenance of Mains	887	$ 42,616	$ 2,343	$ 44,959	$ (44,959)	$ -	$ -

NMGC Exhibit ECB-5
Page 44 of 596

NEW MEXICO GAS COMPANY, INC.

Operation and Maintenance Summary
Base Period - 12 Months Ending March 31, 2023
Future Test Year - 12 Months Ending September 30, 2025

	A	B	C	V	W	X	Y	Z	AA	AB
2		Rule 630 Schedule or Workpaper Reference:		WP OM-4 Separately Forecast, Column AG	Column U + Column V	Column U * WP 1 Inputs OM - Gen Tax, Line 6	WP OM 4 Separately Forecasted, Column AV	Column X + Column Y	Column X * WP 1 Inputs OM - Gen Tax, Line 7	WP OM 4 Separately Forecasted, Col BL
3	Description	Account Name	FERC Acct	Total Linkage 1 Period Separately Forecasted Items	Linkage 1 Ending 3/31/2024	Escalated Linkage 2 - Results of Pure Escalation of 1.62%	Total Linkage 2 Period Separately Forecasted Items	Linkage 2 Ending 9/30/2024	Escalated Test Year - Results of Pure Escalation of 2.90%	Total Test Period Separately Forecasted Items
467	A_6030010-EE ProfDue Subs Fees	Other Expenses	880	$ -	$ 23,388	$ 23,768	$ -	$ 23,768	$ 24,457	$ -
468	A_6030040-EE Meals 50% Deduct	Other Expenses	880	$ -	$ 122,689	$ 124,680	$ -	$ 124,680	$ 128,295	$ -
469	A_6030050-EE Mileage	Other Expenses	880	$ -	$ 1,131	$ 1,149	$ -	$ 1,149	$ 1,182	$ -
470	A_6030060-EE Shoes Uniforms	Other Expenses	880	$ -	$ 20,899	$ 21,238	$ -	$ 21,238	$ 21,854	$ -
471	A_6030070-EE Training	Other Expenses	880	$ -	$ 23,308	$ 23,686	$ -	$ 23,686	$ 24,373	$ -
472	A_6030080-EE Travel Lodging	Other Expenses	880	$ -	$ 165,218	$ 167,899	$ -	$ 167,899	$ 172,768	$ -
473	A_6030091-EE Apprec and Gifts	Other Expenses	880	$ -	$ 10	$ 10	$ -	$ 10	$ 10	$ -
474	A_6030800-EE Miscellaneous	Other Expenses	880	$ -	$ 38,718	$ 39,346	$ -	$ 39,346	$ 40,487	$ -
475	A_6100010-Advertising	Other Expenses	880	$ -	$ 5,613	$ 5,704	$ -	$ 5,704	$ 5,870	$ -
476	A_6100040-Consultants-Engineer	Other Expenses	880	$ -	$ 9,655	$ 9,811	$ -	$ 9,811	$ 10,096	$ -
477	A_6100070-Consultants-Mgmt	Other Expenses	880	$ -	$ 1,446	$ 1,470	$ -	$ 1,470	$ 1,512	$ -
478	A_6100080-Consultants-Other	Other Expenses	880	$ -	$ 302,309	$ 307,215	$ -	$ 307,215	$ 316,123	$ -
479	A_6100100-Contractor Services	Other Expenses	880	$ -	$ 220,275	$ 223,850	$ -	$ 223,850	$ 230,340	$ -
480	A_6100110-Instrument SvcRepair	Other Expenses	880	$ -	$ 2,112	$ 2,146	$ -	$ 2,146	$ 2,208	$ -
481	A_6100120-Tool Service/Repair	Other Expenses	880	$ -	$ 25,965	$ 26,387	$ -	$ 26,387	$ 27,152	$ -
482	A_6100150-Printing	Other Expenses	880	$ -	$ 9,066	$ 9,213	$ -	$ 9,213	$ 9,480	$ -
483	A_6100190-Software Maintenance	Other Expenses	880	$ -	$ 3,910	$ 3,973	$ -	$ 3,973	$ 4,089	$ -
484	A_6400010-M&S FurnOffEquip	Other Expenses	880	$ -	$ 13,350	$ 13,567	$ -	$ 13,567	$ 13,960	$ -
485	A_6400020-M&S Gen Office	Other Expenses	880	$ -	$ 77,169	$ 78,421	$ -	$ 78,421	$ 80,695	$ -
486	A_6400030-M&S Chemicals	Other Expenses	880	$ -	$ 1,124	$ 1,143	$ -	$ 1,143	$ 1,176	$ -
487	A_6400060-M&S Ops Consum	Other Expenses	880	$ -	$ 23,869	$ 24,256	$ -	$ 24,256	$ 24,960	$ -
488	A_6400070-M&S Safety	Other Expenses	880	$ -	$ 25,384	$ 25,796	$ -	$ 25,796	$ 26,544	$ -
489	A_6400080-M&S Vehicle Fuel	Other Expenses	880	$ -	$ 272	$ 277	$ -	$ 277	$ 285	$ -
490	A_6400100-M&S OS Purchases	Other Expenses	880	$ -	$ 75,419	$ 76,643	$ -	$ 76,643	$ 78,865	$ -
491	A_6400500-M&S Parts	Other Expenses	880	$ -	$ 7,399	$ 7,519	$ -	$ 7,519	$ 7,737	$ -
492	A_6400510-M&S Small Tools	Other Expenses	880	$ -	$ 64,876	$ 65,929	$ -	$ 65,929	$ 67,840	$ -
493	A_6401000-M&S Inven Issue	Other Expenses	880	$ -	$ 110,331	$ 112,121	$ -	$ 112,121	$ 115,372	$ -
494	A_6500010-Transport-Vehicle	Other Expenses	880	$ -	$ 658	$ 669	$ -	$ 669	$ 688	$ -
495	A_6720020-LTLease-NonOffEquip	Other Expenses	880	$ -	$ 1,145	$ 1,164	$ -	$ 1,164	$ 1,198	$ -
496	A_6730030-Utilities-Telecom	Other Expenses	880	$ -	$ 470	$ 478	$ -	$ 478	$ 491	$ -
497	A_6730800-Utilities-Other	Other Expenses	880	$ -	$ 655	$ 665	$ -	$ 665	$ 684	$ -
498	A_6790199-Fees-Miscellaneous	Other Expenses	880	$ -	$ 7,332	$ 7,451	$ -	$ 7,451	$ 7,667	$ -
499	A_6790210-Permitting	Other Expenses	880	$ -	$ 2,840	$ 2,887	$ -	$ 2,887	$ 2,970	$ -
500	A_6790230-Postage Ship Courier	Other Expenses	880	$ -	$ 5,118	$ 5,202	$ -	$ 5,202	$ 5,352	$ -
501	A_6790255-Selling Mktg Exp	Other Expenses	880	$ -	$ 10,084	$ 10,248	$ -	$ 10,248	$ 10,545	$ -
502	A_6790320-Fleet Allocation	Other Expenses	880	$ -	$ 276,662	$ 281,152	$ -	$ 281,152	$ 289,304	$ -
503	A_6790321-Stores Allocation	Other Expenses	880	$ -	$ 14,132	$ 14,361	$ -	$ 14,361	$ 14,778	$ -
504	A_6790322-Small Tools Alloc	Other Expenses	880	$ -	$ 7,662	$ 7,786	$ -	$ 7,786	$ 8,012	$ -
505	A_6790800-Other Oper-Misc	Other Expenses	880	$ -	$ 31,899	$ 32,417	$ -	$ 32,417	$ 33,357	$ -
506	A_7103060-CIAC	Other Expenses	880	$ -	$ (130)	$ (132)	$ -	$ (132)	$ (136)	$ -
507	A_6790326-Facilities Alloc	Rents	881	$ -	$ 2,696,880	$ 2,740,651	$ (9,400)	$ 2,731,251	$ 2,820,113	$ (56,400)
508	**Total Distribution Operation Expenses**			**$ 20,025,374**	**$ 26,686,011**	**$ 6,768,741**	**$ 20,360,391**	**$ 27,129,132**	**$ 6,964,994**	**$ 22,600,232**
509										
510	**Distribution Expenses - Maintenance:**									
511	A_6010000-1001/A6010000	Maintenance of Mains	887	$ 1,937	$ 1,937	$ -	$ 1,970	$ 1,970	$ -	$ 2,192
512	A_6010010-1001/R6010000	Maintenance of Mains	887	$ 300	$ 300	$ -	$ 305	$ 305	$ -	$ 339
513	A_6010110-Labor Exempt ST	Maintenance of Mains	887	$ 208,855	$ 208,855	$ -	$ 212,447	$ 212,447	$ -	$ 236,298
514	A_6010130-Labor Exempt NonProd	Maintenance of Mains	887	$ 45,746	$ 45,746	$ -	$ 46,533	$ 46,533	$ -	$ 51,757

NEW MEXICO GAS COMPANY, INC.

Operation and Maintenance Summary
Base Period - 12 Months Ending March 31, 2023
Future Test Year - 12 Months Ending September 30, 2025

	A	B	C	AC	AD	AE	AF	AG	AH
2		Rule 630 Schedule or Workpaper Reference:		Column AA + Column AB		Column AC - Column R			
3	Description	Account Name	FERC Acct	Future Test Year Ending 9/30/2025		Adjusted Base and Test Periods Variance - $	Test Period to Adjusted Base Period Variance - %		Explanation for cost drivers resulting in material change
467	A_6030010-EE ProfDue Subs Fees	Other Expenses	880	$ 24,457		$ 1,954	9%		
468	A_6030040-EE Meals 50% Deduct	Other Expenses	880	$ 128,295		$ 10,248	9%		
469	A_6030050-EE Mileage	Other Expenses	880	$ 1,182		$ 94	9%		
470	A_6030060-EE Shoes Uniforms	Other Expenses	880	$ 21,854		$ 1,746	9%		
471	A_6030070-EE Training	Other Expenses	880	$ 24,373		$ 1,947	9%		
472	A_6030080-EE Travel Lodging	Other Expenses	880	$ 172,768		$ 13,800	9%		
473	A_6030091-EE Apprec and Gifts	Other Expenses	880	$ 10		$ 1	9%		
474	A_6030800-EE Miscellaneous	Other Expenses	880	$ 40,487		$ 3,234	9%		
475	A_6100010-Advertising	Other Expenses	880	$ 5,870		$ 469	9%		
476	A_6100040-Consultants-Engineer	Other Expenses	880	$ 10,096		$ 806	9%		
477	A_6100070-Consultants-Mgmt	Other Expenses	880	$ 1,512		$ 121	9%		
478	A_6100080-Consultants-Other	Other Expenses	880	$ 316,123		$ 25,251	9%		
479	A_6100100-Contractor Services	Other Expenses	880	$ 230,340		$ 18,399	9%		
480	A_6100110-Instrument SvcRepair	Other Expenses	880	$ 2,208		$ 176	9%		
481	A_6100120-Tool Service/Repair	Other Expenses	880	$ 27,152		$ 2,169	9%		
482	A_6100150-Printing	Other Expenses	880	$ 9,480		$ 757	9%		
483	A_6100190-Software Maintenance	Other Expenses	880	$ 4,089		$ 327	9%		
484	A_6400010-M&S FurnOffEquip	Other Expenses	880	$ 13,960		$ 1,115	9%		
485	A_6400020-M&S Gen Office	Other Expenses	880	$ 80,695		$ 6,446	9%		
486	A_6400030-M&S Chemicals	Other Expenses	880	$ 1,176		$ 94	9%		
487	A_6400060-M&S Ops Consum	Other Expenses	880	$ 24,960		$ 1,994	9%		
488	A_6400070-M&S Safety	Other Expenses	880	$ 26,544		$ 2,120	9%		
489	A_6400080-M&S Vehicle Fuel	Other Expenses	880	$ 285		$ 23	9%		
490	A_6400100-M&S OS Purchases	Other Expenses	880	$ 78,865		$ 6,300	9%		
491	A_6400500-M&S Parts	Other Expenses	880	$ 7,737		$ 618	9%		
492	A_6400510-M&S Small Tools	Other Expenses	880	$ 67,840		$ 5,419	9%		
493	A_6401000-M&S Inven Issue	Other Expenses	880	$ 115,372		$ 9,216	9%		
494	A_6500010-Transport-Vehicle	Other Expenses	880	$ 688		$ 55	9%		
495	A_6720020-LTLease-NonOffEquip	Other Expenses	880	$ 1,198		$ 96	9%		
496	A_6730030-Utilities-Telecom	Other Expenses	880	$ 491		$ 39	9%		
497	A_6730800-Utilities-Other	Other Expenses	880	$ 684		$ 55	9%		
498	A_6790199-Fees-Miscellaneous	Other Expenses	880	$ 7,667		$ 612	9%		
499	A_6790210-Permitting	Other Expenses	880	$ 2,970		$ 237	9%		
500	A_6790230-Postage Ship Courier	Other Expenses	880	$ 5,352		$ 428	9%		
501	A_6790255-Selling Mktg Exp	Other Expenses	880	$ 10,545		$ 842	9%		
502	A_6790320-Fleet Allocation	Other Expenses	880	$ 289,304		$ 23,109	9%		
503	A_6790321-Stores Allocation	Other Expenses	880	$ 14,778		$ 1,180	9%		
504	A_6790322-Small Tools Alloc	Other Expenses	880	$ 8,012		$ 640	9%		
505	A_6790800-Other Oper-Misc	Other Expenses	880	$ 33,357		$ 2,664	9%		
506	A_7103060-CIAC	Other Expenses	880	$ (136)		$ (11)	9%		
507	A_6790326-Facilities Alloc	Rents	881	$ 2,763,713		$ 112,467	4%		
508	**Total Distribution Operation Expenses**			**$ 29,565,226**		**$ 3,419,228**	**13%**		
509									
510	**Distribution Expenses - Maintenance:**								
511	A_6010000-1001/A6010000	Maintenance of Mains	887	$ 2,192		$ 288	15%		
512	A_6010010-1001/R6010000	Maintenance of Mains	887	$ 339		$ 45	15%		
513	A_6010110-Labor Exempt ST	Maintenance of Mains	887	$ 236,298		$ 31,035	15%		
514	A_6010130-Labor Exempt NonProd	Maintenance of Mains	887	$ 51,757		$ 6,798	15%		

NMGC Exhibit ECB-5
Page 46 of 596

NEW MEXICO GAS COMPANY, INC.

Operation and Maintenance Summary
Base Period - 12 Months Ending March 31, 2023
Future Test Year - 12 Months Ending September 30, 2025

	A	B	C	P	Q	R	S	T	U
2		Rule 630 Schedule or Workpaper Reference:		Sum of Columns D through O	WP OM 3 Column U	Column P + Column Q	WP OM-4 Separately Forecast, Column O	Column R + Column S	Column T * WP 1 Inputs OM - Gen Tax, Line 5
3	Description	Account Name	FERC Acct	Total Company Unadjusted Base Period Ending 3/31/2023	Base Period Adjustments	Adjusted Base Period	Removal of Separately Forecasted Items (To be added back Later)	Remaining Base Period O&M to be Escalated	Escalated Linkage 1 - Results of Pure Escalation of 3.93%
515	A_6010210-Labor NonExm ST	Maintenance of Mains	887	$ 1,030,033	$ 138,952	$ 1,168,985	$ (1,168,985)	$ -	$ -
516	A_6010220-Labor NonExm OT	Maintenance of Mains	887	$ 273,148	$ (43,609)	$ 229,539	$ (229,539)	$ -	$ -
517	A_6010230-Labor NonExm NonProd	Maintenance of Mains	887	$ 194,635	$ 10,702	$ 205,338	$ (205,338)	$ -	$ -
518	A_6010910-Labor OffCycle Bonus	Maintenance of Mains	887	$ 390	$ 21	$ 411	$ (411)	$ -	$ -
519	A_6030010-EE ProfDue Subs Fees	Maintenance of Mains	887	$ 1,909	$ -	$ 1,909	$ -	$ 1,909	$ 1,984
520	A_6030040-EE Meals 50% Deduct	Maintenance of Mains	887	$ 25,382	$ -	$ 25,382	$ -	$ 25,382	$ 26,380
521	A_6030050-EE Mileage	Maintenance of Mains	887	$ 578	$ -	$ 578	$ -	$ 578	$ 601
522	A_6030060-EE Shoes Uniforms	Maintenance of Mains	887	$ 24,763	$ -	$ 24,763	$ -	$ 24,763	$ 25,737
523	A_6030070-EE Training	Maintenance of Mains	887	$ 5,680	$ -	$ 5,680	$ -	$ 5,680	$ 5,904
524	A_6030080-EE Travel Lodging	Maintenance of Mains	887	$ 109,576	$ -	$ 109,576	$ -	$ 109,576	$ 113,884
525	A_6030091-EE Apprec and Gifts	Maintenance of Mains	887	$ 5	$ -	$ 5	$ -	$ 5	$ 5
526	A_6030800-EE Miscellaneous	Maintenance of Mains	887	$ 10,059	$ -	$ 10,059	$ -	$ 10,059	$ 10,455
527	A_6100070-Consultants-Mgmt	Maintenance of Mains	887	$ 791	$ -	$ 791	$ -	$ 791	$ 822
528	A_6100080-Consultants-Other	Maintenance of Mains	887	$ 36,300	$ -	$ 36,300	$ -	$ 36,300	$ 37,727
529	A_6100100-Contractor Services	Maintenance of Mains	887	$ 124,257	$ -	$ 124,257	$ -	$ 124,257	$ 129,143
530	A_6100110-Instrument SvcRepair	Maintenance of Mains	887	$ 776	$ -	$ 776	$ -	$ 776	$ 806
531	A_6100120-Tool Service/Repair	Maintenance of Mains	887	$ 6,003	$ -	$ 6,003	$ -	$ 6,003	$ 6,239
532	A_6100150-Printing	Maintenance of Mains	887	$ 1,570	$ -	$ 1,570	$ -	$ 1,570	$ 1,631
533	A_6400010-M&S FurnOffEquip	Maintenance of Mains	887	$ 375	$ -	$ 375	$ -	$ 375	$ 389
534	A_6400020-M&S Gen Office	Maintenance of Mains	887	$ 3,266	$ -	$ 3,266	$ -	$ 3,266	$ 3,394
535	A_6400070-M&S Safety	Maintenance of Mains	887	$ 13,610	$ -	$ 13,610	$ -	$ 13,610	$ 14,145
536	A_6400080-M&S Vehicle Fuel	Maintenance of Mains	887	$ 2,021	$ -	$ 2,021	$ -	$ 2,021	$ 2,101
537	A_6400100-M&S OS Purchases	Maintenance of Mains	887	$ 80,308	$ -	$ 80,308	$ -	$ 80,308	$ 83,466
538	A_6400500-M&S Parts	Maintenance of Mains	887	$ 12,699	$ -	$ 12,699	$ -	$ 12,699	$ 13,199
539	A_6400510-M&S Small Tools	Maintenance of Mains	887	$ 48,313	$ -	$ 48,313	$ -	$ 48,313	$ 50,212
540	A_6401000-M&S Inven Issue	Maintenance of Mains	887	$ 128,795	$ -	$ 128,795	$ -	$ 128,795	$ 133,859
541	A_6500010-Transport-Vehicle	Maintenance of Mains	887	$ 308	$ -	$ 308	$ -	$ 308	$ 320
542	A_6710020-ST Rent-NonOff Equip	Maintenance of Mains	887	$ 1,913	$ -	$ 1,913	$ -	$ 1,913	$ 1,988
543	A_6710060-ST Rent-Vehicle	Maintenance of Mains	887	$ 115	$ -	$ 115	$ -	$ 115	$ 119
544	A_6710800-ST Rent-Other	Maintenance of Mains	887	$ 1,595	$ -	$ 1,595	$ -	$ 1,595	$ 1,658
545	A_6720020-LTLease-NonOffEquip	Maintenance of Mains	887	$ 6,656	$ -	$ 6,656	$ -	$ 6,656	$ 6,918
546	A_6730030-Utilities-Telecom	Maintenance of Mains	887	$ 110	$ -	$ 110	$ -	$ 110	$ 115
547	A_6730800-Utilities-Other	Maintenance of Mains	887	$ 1,755	$ -	$ 1,755	$ -	$ 1,755	$ 1,824
548	A_6790199-Fees-Miscellaneous	Maintenance of Mains	887	$ 2,835	$ -	$ 2,835	$ -	$ 2,835	$ 2,946
549	A_6790210-Permitting	Maintenance of Mains	887	$ 4,980	$ -	$ 4,980	$ -	$ 4,980	$ 5,176
550	A_6790230-Postage Ship Courier	Maintenance of Mains	887	$ 1,101	$ -	$ 1,101	$ -	$ 1,101	$ 1,144
551	A_6790320-Fleet Allocation	Maintenance of Mains	887	$ 225,804	$ -	$ 225,804	$ -	$ 225,804	$ 234,683
552	A_6790321-Stores Allocation	Maintenance of Mains	887	$ 15,825	$ -	$ 15,825	$ -	$ 15,825	$ 16,447
553	A_6790322-Small Tools Alloc	Maintenance of Mains	887	$ 7,058	$ -	$ 7,058	$ -	$ 7,058	$ 7,336
554	A_6790800-Other Oper-Misc	Maintenance of Mains	887	$ (29,024)	$ -	$ (29,024)	$ -	$ (29,024)	$ (30,165)
555	A_6010000-1001/A6010000	Maintenance of Measuring and Regulating Station Equ	889	$ 2,176	$ 120	$ 2,296	$ (2,296)	$ -	$ -
556	A_6010010-1001/R6010000	Maintenance of Measuring and Regulating Station Equ	889	$ 429	$ 24	$ 453	$ (453)	$ -	$ -
557	A_6010110-Labor Exempt ST	Maintenance of Measuring and Regulating Station Equ	889	$ 204,788	$ 27,626	$ 232,414	$ (232,414)	$ -	$ -
558	A_6010130-Labor Exempt NonProd	Maintenance of Measuring and Regulating Station Equ	889	$ 40,635	$ 2,234	$ 42,869	$ (42,869)	$ -	$ -
559	A_6010210-Labor NonExm ST	Maintenance of Measuring and Regulating Station Equ	889	$ 642,647	$ 86,694	$ 729,341	$ (729,341)	$ -	$ -
560	A_6010220-Labor NonExm OT	Maintenance of Measuring and Regulating Station Equ	889	$ 262,481	$ (41,906)	$ 220,575	$ (220,575)	$ -	$ -

NMGC Exhibit ECB-5
Page 47 of 596

NEW MEXICO GAS COMPANY, INC.

Operation and Maintenance Summary
Base Period - 12 Months Ending March 31, 2023
Future Test Year - 12 Months Ending September 30, 2025

	A	B	C	V	W	X	Y	Z	AA	AB
2		Rule 630 Schedule or Workpaper Reference:		WP OM-4 Separately Forecast, Column AG	Column U + Column V	Column U * WP 1 Inputs OM - Gen Tax, Line 6	WP OM 4 Separately Forecasted, Column AV	Column X + Column Y	Column X * WP 1 Inputs OM - Gen Tax, Line 7	WP OM 4 Separately Forecasted, Col BL
3	Description	Account Name	FERC Acct	Total Linkage 1 Period Separately Forecasted Items	Linkage 1 Ending 3/31/2024	Escalated Linkage 2 - Results of Pure Escalation of 1.62%	Total Linkage 2 Period Separately Forecasted Items	Linkage 2 Ending 9/30/2024	Escalated Test Year - Results of Pure Escalation of 2.90%	Total Test Period Separately Forecasted Items
515	A_6010210-Labor NonExm ST	Maintenance of Mains	887	$ 1,189,443	$ 1,189,443	$ -	$ 1,209,900	$ 1,209,900	$ -	$ 1,345,731
516	A_6010220-Labor NonExm OT	Maintenance of Mains	887	$ 233,556	$ 233,556	$ -	$ 237,573	$ 237,573	$ -	$ 264,244
517	A_6010230-Labor NonExm NonProd	Maintenance of Mains	887	$ 208,931	$ 208,931	$ -	$ 212,524	$ 212,524	$ -	$ 236,384
518	A_6010910-Labor OffCycle Bonus	Maintenance of Mains	887	$ 418	$ 418	$ -	$ 425	$ 425	$ -	$ 473
519	A_6030010-EE ProfDue Subs Fees	Maintenance of Mains	887	$ -	$ 1,984	$ 2,016	$ -	$ 2,016	$ 2,075	$ -
520	A_6030040-EE Meals 50% Deduct	Maintenance of Mains	887	$ -	$ 26,380	$ 26,809	$ -	$ 26,809	$ 27,586	$ -
521	A_6030050-EE Mileage	Maintenance of Mains	887	$ -	$ 601	$ 610	$ -	$ 610	$ 628	$ -
522	A_6030060-EE Shoes Uniforms	Maintenance of Mains	887	$ -	$ 25,737	$ 26,154	$ -	$ 26,154	$ 26,913	$ -
523	A_6030070-EE Training	Maintenance of Mains	887	$ -	$ 5,904	$ 5,999	$ -	$ 5,999	$ 6,173	$ -
524	A_6030080-EE Travel Lodging	Maintenance of Mains	887	$ -	$ 113,884	$ 115,733	$ -	$ 115,733	$ 119,088	$ -
525	A_6030091-EE Apprec and Gifts	Maintenance of Mains	887	$ -	$ 5	$ 5	$ -	$ 5	$ 5	$ -
526	A_6030800-EE Miscellaneous	Maintenance of Mains	887	$ -	$ 10,455	$ 10,624	$ -	$ 10,624	$ 10,932	$ -
527	A_6100070-Consultants-Mgmt	Maintenance of Mains	887	$ -	$ 822	$ 835	$ -	$ 835	$ 859	$ -
528	A_6100080-Consultants-Other	Maintenance of Mains	887	$ -	$ 37,727	$ 38,339	$ -	$ 38,339	$ 39,451	$ -
529	A_6100100-Contractor Services	Maintenance of Mains	887	$ -	$ 129,143	$ 131,239	$ -	$ 131,239	$ 135,044	$ -
530	A_6100110-Instrument SvcRepair	Maintenance of Mains	887	$ -	$ 806	$ 819	$ -	$ 819	$ 843	$ -
531	A_6100120-Tool Service/Repair	Maintenance of Mains	887	$ -	$ 6,239	$ 6,340	$ -	$ 6,340	$ 6,524	$ -
532	A_6100150-Printing	Maintenance of Mains	887	$ -	$ 1,631	$ 1,658	$ -	$ 1,658	$ 1,706	$ -
533	A_6400010-M&S FurnOffEquip	Maintenance of Mains	887	$ -	$ 389	$ 396	$ -	$ 396	$ 407	$ -
534	A_6400020-M&S Gen Office	Maintenance of Mains	887	$ -	$ 3,394	$ 3,449	$ -	$ 3,449	$ 3,549	$ -
535	A_6400070-M&S Safety	Maintenance of Mains	887	$ -	$ 14,145	$ 14,374	$ -	$ 14,374	$ 14,791	$ -
536	A_6400080-M&S Vehicle Fuel	Maintenance of Mains	887	$ -	$ 2,101	$ 2,135	$ -	$ 2,135	$ 2,197	$ -
537	A_6400100-M&S OS Purchases	Maintenance of Mains	887	$ -	$ 83,466	$ 84,821	$ -	$ 84,821	$ 87,280	$ -
538	A_6400500-M&S Parts	Maintenance of Mains	887	$ -	$ 13,199	$ 13,413	$ -	$ 13,413	$ 13,802	$ -
539	A_6400510-M&S Small Tools	Maintenance of Mains	887	$ -	$ 50,212	$ 51,027	$ -	$ 51,027	$ 52,507	$ -
540	A_6401000-M&S Inven Issue	Maintenance of Mains	887	$ -	$ 133,859	$ 136,032	$ -	$ 136,032	$ 139,976	$ -
541	A_6500010-Transport-Vehicle	Maintenance of Mains	887	$ -	$ 320	$ 325	$ -	$ 325	$ 335	$ -
542	A_6710020-ST Rent-NonOff Equip	Maintenance of Mains	887	$ -	$ 1,988	$ 2,020	$ -	$ 2,020	$ 2,079	$ -
543	A_6710060-ST Rent-Vehicle	Maintenance of Mains	887	$ -	$ 119	$ 121	$ -	$ 121	$ 125	$ -
544	A_6710800-ST Rent-Other	Maintenance of Mains	887	$ -	$ 1,658	$ 1,685	$ -	$ 1,685	$ 1,733	$ -
545	A_6720020-LTLease-NonOffEquip	Maintenance of Mains	887	$ -	$ 6,918	$ 7,030	$ -	$ 7,030	$ 7,234	$ -
546	A_6730030-Utilities-Telecom	Maintenance of Mains	887	$ -	$ 115	$ 117	$ -	$ 117	$ 120	$ -
547	A_6730800-Utilities-Other	Maintenance of Mains	887	$ -	$ 1,824	$ 1,853	$ -	$ 1,853	$ 1,907	$ -
548	A_6790199-Fees-Miscellaneous	Maintenance of Mains	887	$ -	$ 2,946	$ 2,994	$ -	$ 2,994	$ 3,081	$ -
549	A_6790210-Permitting	Maintenance of Mains	887	$ -	$ 5,176	$ 5,260	$ -	$ 5,260	$ 5,412	$ -
550	A_6790230-Postage Ship Courier	Maintenance of Mains	887	$ -	$ 1,144	$ 1,162	$ -	$ 1,162	$ 1,196	$ -
551	A_6790320-Fleet Allocation	Maintenance of Mains	887	$ -	$ 234,683	$ 238,492	$ -	$ 238,492	$ 245,407	$ -
552	A_6790321-Stores Allocation	Maintenance of Mains	887	$ -	$ 16,447	$ 16,714	$ -	$ 16,714	$ 17,198	$ -
553	A_6790322-Small Tools Alloc	Maintenance of Mains	887	$ -	$ 7,336	$ 7,455	$ -	$ 7,455	$ 7,671	$ -
554	A_6790800-Other Oper-Misc	Maintenance of Mains	887	$ -	$ (30,165)	$ (30,655)	$ -	$ (30,655)	$ (31,544)	$ -
555	A_6010000-1001/A6010000	Maintenance of Measuring and Regulating Station Equ	889	$ 2,336	$ 2,336	$ -	$ 2,376	$ 2,376	$ -	$ 2,643
556	A_6010010-1001/R6010000	Maintenance of Measuring and Regulating Station Equ	889	$ 461	$ 461	$ -	$ 469	$ 469	$ -	$ 522
557	A_6010110-Labor Exempt ST	Maintenance of Measuring and Regulating Station Equ	889	$ 236,481	$ 236,481	$ -	$ 240,549	$ 240,549	$ -	$ 267,554
558	A_6010130-Labor Exempt NonProd	Maintenance of Measuring and Regulating Station Equ	889	$ 43,619	$ 43,619	$ -	$ 44,370	$ 44,370	$ -	$ 49,351
559	A_6010210-Labor NonExm ST	Maintenance of Measuring and Regulating Station Equ	889	$ 742,104	$ 742,104	$ -	$ 754,868	$ 754,868	$ -	$ 839,614
560	A_6010220-Labor NonExm OT	Maintenance of Measuring and Regulating Station Equ	889	$ 224,435	$ 224,435	$ -	$ 228,295	$ 228,295	$ -	$ 253,925

NMGC Exhibit ECB-5
Page 48 of 596

NEW MEXICO GAS COMPANY, INC.

Operation and Maintenance Summary
Base Period - 12 Months Ending March 31, 2023
Future Test Year - 12 Months Ending September 30, 2025

	A	B	C	AC	AD	AE	AF	AG	AH
2		Rule 630 Schedule or Workpaper Reference:		Column AA + Column AB		Column AC - Column R			
3	Description	Account Name	FERC Acct	Future Test Year Ending 9/30/2025		Adjusted Base and Test Periods Variance - $	Test Period to Adjusted Base Period Variance - %		Explanation for cost drivers resulting in material change
515	A_6010210-Labor NonExm ST	Maintenance of Mains	887	$ 1,345,731		$ 176,745	15%		Merit and vacancy adjustments. See WP OM 5 630 Schedule H-4 Labor
516	A_6010220-Labor NonExm OT	Maintenance of Mains	887	$ 264,244		$ 34,705	15%		
517	A_6010230-Labor NonExm NonProd	Maintenance of Mains	887	$ 236,384		$ 31,046	15%		
518	A_6010910-Labor OffCycle Bonus	Maintenance of Mains	887	$ 473		$ 62	15%		
519	A_6030010-EE ProfDue Subs Fees	Maintenance of Mains	887	$ 2,075		$ 166	9%		
520	A_6030040-EE Meals 50% Deduct	Maintenance of Mains	887	$ 27,586		$ 2,204	9%		
521	A_6030050-EE Mileage	Maintenance of Mains	887	$ 628		$ 50	9%		
522	A_6030060-EE Shoes Uniforms	Maintenance of Mains	887	$ 26,913		$ 2,150	9%		
523	A_6030070-EE Training	Maintenance of Mains	887	$ 6,173		$ 493	9%		
524	A_6030080-EE Travel Lodging	Maintenance of Mains	887	$ 119,088		$ 9,513	9%		
525	A_6030091-EE Apprec and Gifts	Maintenance of Mains	887	$ 5		$ 0	9%		
526	A_6030800-EE Miscellaneous	Maintenance of Mains	887	$ 10,932		$ 873	9%		
527	A_6100070-Consultants-Mgmt	Maintenance of Mains	887	$ 859		$ 69	9%		
528	A_6100080-Consultants-Other	Maintenance of Mains	887	$ 39,451		$ 3,151	9%		
529	A_6100100-Contractor Services	Maintenance of Mains	887	$ 135,044		$ 10,787	9%		
530	A_6100110-Instrument SvcRepair	Maintenance of Mains	887	$ 843		$ 67	9%		
531	A_6100120-Tool Service/Repair	Maintenance of Mains	887	$ 6,524		$ 521	9%		
532	A_6100150-Printing	Maintenance of Mains	887	$ 1,706		$ 136	9%		
533	A_6400010-M&S FurnOffEquip	Maintenance of Mains	887	$ 407		$ 33	9%		
534	A_6400020-M&S Gen Office	Maintenance of Mains	887	$ 3,549		$ 284	9%		
535	A_6400070-M&S Safety	Maintenance of Mains	887	$ 14,791		$ 1,181	9%		
536	A_6400080-M&S Vehicle Fuel	Maintenance of Mains	887	$ 2,197		$ 175	9%		
537	A_6400100-M&S OS Purchases	Maintenance of Mains	887	$ 87,280		$ 6,972	9%		
538	A_6400500-M&S Parts	Maintenance of Mains	887	$ 13,802		$ 1,102	9%		
539	A_6400510-M&S Small Tools	Maintenance of Mains	887	$ 52,507		$ 4,194	9%		
540	A_6401000-M&S Inven Issue	Maintenance of Mains	887	$ 139,976		$ 11,181	9%		
541	A_6500010-Transport-Vehicle	Maintenance of Mains	887	$ 335		$ 27	9%		
542	A_6710020-ST Rent-NonOff Equip	Maintenance of Mains	887	$ 2,079		$ 166	9%		
543	A_6710060-ST Rent-Vehicle	Maintenance of Mains	887	$ 125		$ 10	9%		
544	A_6710800-ST Rent-Other	Maintenance of Mains	887	$ 1,733		$ 138	9%		
545	A_6720020-LTLease-NonOffEquip	Maintenance of Mains	887	$ 7,234		$ 578	9%		
546	A_6730030-Utilities-Telecom	Maintenance of Mains	887	$ 120		$ 10	9%		
547	A_6730800-Utilities-Other	Maintenance of Mains	887	$ 1,907		$ 152	9%		
548	A_6790199-Fees-Miscellaneous	Maintenance of Mains	887	$ 3,081		$ 246	9%		
549	A_6790210-Permitting	Maintenance of Mains	887	$ 5,412		$ 432	9%		
550	A_6790230-Postage Ship Courier	Maintenance of Mains	887	$ 1,196		$ 96	9%		
551	A_6790320-Fleet Allocation	Maintenance of Mains	887	$ 245,407		$ 19,603	9%		
552	A_6790321-Stores Allocation	Maintenance of Mains	887	$ 17,198		$ 1,374	9%		
553	A_6790322-Small Tools Alloc	Maintenance of Mains	887	$ 7,671		$ 613	9%		
554	A_6790800-Other Oper-Misc	Maintenance of Mains	887	$ (31,544)		$ (2,520)	9%		
555	A_6010000-1001/A6010000	Maintenance of Measuring and Regulating Station Equ	889	$ 2,643		$ 347	15%		
556	A_6010010-1001/R6010000	Maintenance of Measuring and Regulating Station Equ	889	$ 522		$ 69	15%		
557	A_6010110-Labor Exempt ST	Maintenance of Measuring and Regulating Station Equ	889	$ 267,554		$ 35,140	15%		
558	A_6010130-Labor Exempt NonProd	Maintenance of Measuring and Regulating Station Equ	889	$ 49,351		$ 6,482	15%		
559	A_6010210-Labor NonExm ST	Maintenance of Measuring and Regulating Station Equ	889	$ 839,614		$ 110,273	15%		Merit and vacancy adjustments. See WP OM 5 630 Schedule H-4 Labor
560	A_6010220-Labor NonExm OT	Maintenance of Measuring and Regulating Station Equ	889	$ 253,925		$ 33,350	15%		

NMGC Exhibit ECB-5
Page 49 of 596

NEW MEXICO GAS COMPANY, INC.

Operation and Maintenance Summary
Base Period - 12 Months Ending March 31, 2023
Future Test Year - 12 Months Ending September 30, 2025

	A	B	C	P	Q	R	S	T	U
2		Rule 630 Schedule or Workpaper Reference:		Sum of Columns D through O	WP OM 3 Column U	Column P + Column Q	WP OM-4 Separately Forecast, Column O	Column R + Column S	Column T * WP 1 Inputs OM - Gen Tax, Line 5
3	Description	Account Name	FERC Acct	Total Company Unadjusted Base Period Ending 3/31/2023	Base Period Adjustments	Adjusted Base Period	Removal of Separately Forecasted Items (To be added back Later)	Remaining Base Period O&M to be Escalated	Escalated Linkage 1 - Results of Pure Escalation of 3.93%
561	A_6010230-Labor NonExm NonProd	Maintenance of Measuring and Regulating Station Equ	889	$ 127,525	$ 7,012	$ 134,538	$ (134,538)	$ -	$ -
562	A_6010910-Labor OffCycle Bonus	Maintenance of Measuring and Regulating Station Equ	889	$ 422	$ 23	$ 446	$ (446)	$ -	$ -
563	A_6018999-Labor Exp Reclass	Maintenance of Measuring and Regulating Station Equ	889	$ 469	$ 26	$ 495	$ (495)	$ -	$ -
564	A_6030010-EE ProfDue Subs Fees	Maintenance of Measuring and Regulating Station Equ	889	$ 10	$ -	$ 10	$ -	$ 10	$ 10
565	A_6030040-EE Meals 50% Deduct	Maintenance of Measuring and Regulating Station Equ	889	$ 4,231	$ -	$ 4,231	$ -	$ 4,231	$ 4,397
566	A_6030060-EE Shoes Uniforms	Maintenance of Measuring and Regulating Station Equ	889	$ 10,715	$ -	$ 10,715	$ -	$ 10,715	$ 11,136
567	A_6030070-EE Training	Maintenance of Measuring and Regulating Station Equ	889	$ 2,868	$ -	$ 2,868	$ -	$ 2,868	$ 2,981
568	A_6030080-EE Travel Lodging	Maintenance of Measuring and Regulating Station Equ	889	$ 3,407	$ -	$ 3,407	$ -	$ 3,407	$ 3,541
569	A_6030091-EE Apprec and Gifts	Maintenance of Measuring and Regulating Station Equ	889	$ 2,488	$ -	$ 2,488	$ -	$ 2,488	$ 2,586
570	A_6030800-EE Miscellaneous	Maintenance of Measuring and Regulating Station Equ	889	$ 8,563	$ -	$ 8,563	$ -	$ 8,563	$ 8,900
571	A_6100070-Consultants-Mgmt	Maintenance of Measuring and Regulating Station Equ	889	$ 668	$ -	$ 668	$ -	$ 668	$ 694
572	A_6100080-Consultants-Other	Maintenance of Measuring and Regulating Station Equ	889	$ 1,170	$ -	$ 1,170	$ -	$ 1,170	$ 1,216
573	A_6100100-Contractor Services	Maintenance of Measuring and Regulating Station Equ	889	$ 113,390	$ -	$ 113,390	$ -	$ 113,390	$ 117,849
574	A_6108999-OutSvc Exp Reclass	Maintenance of Measuring and Regulating Station Equ	889	$ 2,388	$ -	$ 2,388	$ -	$ 2,388	$ 2,482
575	A_6400020-M&S Gen Office	Maintenance of Measuring and Regulating Station Equ	889	$ 80	$ -	$ 80	$ -	$ 80	$ 83
576	A_6400070-M&S Safety	Maintenance of Measuring and Regulating Station Equ	889	$ 16	$ -	$ 16	$ -	$ 16	$ 16
577	A_6400080-M&S Vehicle Fuel	Maintenance of Measuring and Regulating Station Equ	889	$ 305	$ -	$ 305	$ -	$ 305	$ 317
578	A_6400100-M&S OS Purchases	Maintenance of Measuring and Regulating Station Equ	889	$ 212,189	$ -	$ 212,189	$ -	$ 212,189	$ 220,532
579	A_6400500-M&S Parts	Maintenance of Measuring and Regulating Station Equ	889	$ 1,210	$ -	$ 1,210	$ -	$ 1,210	$ 1,257
580	A_6400510-M&S Small Tools	Maintenance of Measuring and Regulating Station Equ	889	$ 7,116	$ -	$ 7,116	$ -	$ 7,116	$ 7,396
581	A_6408999-M&S Exp Reclass	Maintenance of Measuring and Regulating Station Equ	889	$ 1,574	$ -	$ 1,574	$ -	$ 1,574	$ 1,636
582	A_6401000-M&S Inven Issue	Maintenance of Measuring and Regulating Station Equ	889	$ 110,680	$ -	$ 110,680	$ -	$ 110,680	$ 115,032
583	A_6720020-LTLease-NonOffEquip	Maintenance of Measuring and Regulating Station Equ	889	$ 3,195	$ -	$ 3,195	$ -	$ 3,195	$ 3,321
584	A_6730800-Utilities-Other	Maintenance of Measuring and Regulating Station Equ	889	$ 223	$ -	$ 223	$ -	$ 223	$ 232
585	A_6790199-Fees-Miscellaneous	Maintenance of Measuring and Regulating Station Equ	889	$ 9,280	$ -	$ 9,280	$ -	$ 9,280	$ 9,645
586	A_6790210-Permitting	Maintenance of Measuring and Regulating Station Equ	889	$ 223	$ -	$ 223	$ -	$ 223	$ 232
587	A_6790230-Postage Ship Courier	Maintenance of Measuring and Regulating Station Equ	889	$ 3,534	$ -	$ 3,534	$ -	$ 3,534	$ 3,673
588	A_6790320-Fleet Allocation	Maintenance of Measuring and Regulating Station Equ	889	$ 132,958	$ -	$ 132,958	$ -	$ 132,958	$ 138,186
589	A_6790321-Stores Allocation	Maintenance of Measuring and Regulating Station Equ	889	$ 18,935	$ -	$ 18,935	$ -	$ 18,935	$ 19,680
590	A_6790322-Small Tools Alloc	Maintenance of Measuring and Regulating Station Equ	889	$ 9,882	$ -	$ 9,882	$ -	$ 9,882	$ 10,271
591	A_6010000-1001/A6010000	Maintenance of Services	892	$ 865	$ 48	$ 913	$ (913)	$ -	$ -
592	A_6010010-1001/R6010000	Maintenance of Services	892	$ (536)	$ (29)	$ (566)	$ 566	$ -	$ -
593	A_6010110-Labor Exempt ST	Maintenance of Services	892	$ 181,476	$ 24,481	$ 205,957	$ (205,957)	$ -	$ -
594	A_6010130-Labor Exempt NonProd	Maintenance of Services	892	$ 49,000	$ 2,694	$ 51,694	$ (51,694)	$ -	$ -
595	A_6010210-Labor NonExm ST	Maintenance of Services	892	$ 890,911	$ 120,185	$ 1,011,096	$ (1,011,096)	$ -	$ -
596	A_6010220-Labor NonExm OT	Maintenance of Services	892	$ 302,099	$ (48,231)	$ 253,868	$ (253,868)	$ -	$ -
597	A_6010230-Labor NonExm NonProd	Maintenance of Services	892	$ 176,722	$ 9,717	$ 186,439	$ (186,439)	$ -	$ -
598	A_6010910-Labor OffCycle Bonus	Maintenance of Services	892	$ 155	$ 9	$ 164	$ (164)	$ -	$ -
599	A_6018999-Labor Exp Reclass	Maintenance of Services	892	$ (45)	$ (2)	$ (47)	$ 47	$ -	$ -
600	A_6030010-EE ProfDue Subs Fees	Maintenance of Services	892	$ 10	$ -	$ 10	$ -	$ 10	$ 10
601	A_6030040-EE Meals 50% Deduct	Maintenance of Services	892	$ 4,108	$ -	$ 4,108	$ -	$ 4,108	$ 4,269
602	A_6030060-EE Shoes Uniforms	Maintenance of Services	892	$ 19,467	$ -	$ 19,467	$ -	$ 19,467	$ 20,233
603	A_6030070-EE Training	Maintenance of Services	892	$ 3,109	$ -	$ 3,109	$ -	$ 3,109	$ 3,231
604	A_6030080-EE Travel Lodging	Maintenance of Services	892	$ 78	$ -	$ 78	$ -	$ 78	$ 81
605	A_6030091-EE Apprec and Gifts	Maintenance of Services	892	$ 2,488	$ -	$ 2,488	$ -	$ 2,488	$ 2,586
606	A_6030800-EE Miscellaneous	Maintenance of Services	892	$ 1,837	$ -	$ 1,837	$ -	$ 1,837	$ 1,909
607	A_6100070-Consultants-Mgmt	Maintenance of Services	892	$ 1,048	$ -	$ 1,048	$ -	$ 1,048	$ 1,089

NMGC Exhibit ECB-5
Page 50 of 596

NEW MEXICO GAS COMPANY, INC.

Operation and Maintenance Summary
Base Period - 12 Months Ending March 31, 2023
Future Test Year - 12 Months Ending September 30, 2025

	A	B	C	V	W	X	Y	Z	AA	AB
2		Rule 630 Schedule or Workpaper Reference:		WP OM-4 Separately Forecast, Column AG	Column U + Column V	Column U * WP 1 Inputs OM - Gen Tax, Line 6	WP OM 4 Separately Forecasted, Column AV	Column X + Column Y	Column X * WP 1 Inputs OM - Gen Tax, Line 7	WP OM 4 Separately Forecasted, Col BL
3	Description	Account Name	FERC Acct	Total Linkage 1 Period Separately Forecasted Items	Linkage 1 Ending 3/31/2024	Escalated Linkage 2 - Results of Pure Escalation of 1.62%	Total Linkage 2 Period Separately Forecasted Items	Linkage 2 Ending 9/30/2024	Escalated Test Year - Results of Pure Escalation of 2.90%	Total Test Period Separately Forecasted Items
561	A_6010230-Labor NonExm NonProd	Maintenance of Measuring and Regulating Station Equ	889	$ 136,892	$ 136,892	$ -	$ 139,246	$ 139,246	$ -	$ 154,879
562	A_6010910-Labor OffCycle Bonus	Maintenance of Measuring and Regulating Station Equ	889	$ 453	$ 453	$ -	$ 461	$ 461	$ -	$ 513
563	A_6018999-Labor Exp Reclass	Maintenance of Measuring and Regulating Station Equ	889	$ 503	$ 503	$ -	$ 512	$ 512	$ -	$ 569
564	A_6030010-EE ProfDue Subs Fees	Maintenance of Measuring and Regulating Station Equ	889	$ -	$ 10	$ 10	$ -	$ 10	$ 11	$ -
565	A_6030040-EE Meals 50% Deduct	Maintenance of Measuring and Regulating Station Equ	889	$ -	$ 4,397	$ 4,468	$ -	$ 4,468	$ 4,598	$ -
566	A_6030060-EE Shoes Uniforms	Maintenance of Measuring and Regulating Station Equ	889	$ -	$ 11,136	$ 11,317	$ -	$ 11,317	$ 11,645	$ -
567	A_6030070-EE Training	Maintenance of Measuring and Regulating Station Equ	889	$ -	$ 2,981	$ 3,029	$ -	$ 3,029	$ 3,117	$ -
568	A_6030080-EE Travel Lodging	Maintenance of Measuring and Regulating Station Equ	889	$ -	$ 3,541	$ 3,599	$ -	$ 3,599	$ 3,703	$ -
569	A_6030091-EE Apprec and Gifts	Maintenance of Measuring and Regulating Station Equ	889	$ -	$ 2,586	$ 2,628	$ -	$ 2,628	$ 2,704	$ -
570	A_6030800-EE Miscellaneous	Maintenance of Measuring and Regulating Station Equ	889	$ -	$ 8,900	$ 9,044	$ -	$ 9,044	$ 9,306	$ -
571	A_6100070-Consultants-Mgmt	Maintenance of Measuring and Regulating Station Equ	889	$ -	$ 694	$ 705	$ -	$ 705	$ 726	$ -
572	A_6100080-Consultants-Other	Maintenance of Measuring and Regulating Station Equ	889	$ -	$ 1,216	$ 1,236	$ -	$ 1,236	$ 1,272	$ -
573	A_6100100-Contractor Services	Maintenance of Measuring and Regulating Station Equ	889	$ -	$ 117,849	$ 119,761	$ -	$ 119,761	$ 123,234	$ -
574	A_6108999-OutSvc Exp Reclass	Maintenance of Measuring and Regulating Station Equ	889	$ -	$ 2,482	$ 2,523	$ -	$ 2,523	$ 2,596	$ -
575	A_6400020-M&S Gen Office	Maintenance of Measuring and Regulating Station Equ	889	$ -	$ 83	$ 84	$ -	$ 84	$ 86	$ -
576	A_6400070-M&S Safety	Maintenance of Measuring and Regulating Station Equ	889	$ -	$ 16	$ 16	$ -	$ 16	$ 17	$ -
577	A_6400080-M&S Vehicle Fuel	Maintenance of Measuring and Regulating Station Equ	889	$ -	$ 317	$ 322	$ -	$ 322	$ 331	$ -
578	A_6400100-M&S OS Purchases	Maintenance of Measuring and Regulating Station Equ	889	$ -	$ 220,532	$ 224,111	$ -	$ 224,111	$ 230,609	$ -
579	A_6400500-M&S Parts	Maintenance of Measuring and Regulating Station Equ	889	$ -	$ 1,257	$ 1,278	$ -	$ 1,278	$ 1,315	$ -
580	A_6400510-M&S Small Tools	Maintenance of Measuring and Regulating Station Equ	889	$ -	$ 7,396	$ 7,516	$ -	$ 7,516	$ 7,734	$ -
581	A_6408999-M&S Exp Reclass	Maintenance of Measuring and Regulating Station Equ	889	$ -	$ 1,636	$ 1,662	$ -	$ 1,662	$ 1,711	$ -
582	A_6401000-M&S Inven Issue	Maintenance of Measuring and Regulating Station Equ	889	$ -	$ 115,032	$ 116,899	$ -	$ 116,899	$ 120,288	$ -
583	A_6720020-LTLease-NonOffEquip	Maintenance of Measuring and Regulating Station Equ	889	$ -	$ 3,321	$ 3,374	$ -	$ 3,374	$ 3,472	$ -
584	A_6730800-Utilities-Other	Maintenance of Measuring and Regulating Station Equ	889	$ -	$ 232	$ 236	$ -	$ 236	$ 243	$ -
585	A_6790199-Fees-Miscellaneous	Maintenance of Measuring and Regulating Station Equ	889	$ -	$ 9,645	$ 9,802	$ -	$ 9,802	$ 10,086	$ -
586	A_6790210-Permitting	Maintenance of Measuring and Regulating Station Equ	889	$ -	$ 232	$ 236	$ -	$ 236	$ 243	$ -
587	A_6790230-Postage Ship Courier	Maintenance of Measuring and Regulating Station Equ	889	$ -	$ 3,673	$ 3,732	$ -	$ 3,732	$ 3,841	$ -
588	A_6790320-Fleet Allocation	Maintenance of Measuring and Regulating Station Equ	889	$ -	$ 138,186	$ 140,429	$ -	$ 140,429	$ 144,501	$ -
589	A_6790321-Stores Allocation	Maintenance of Measuring and Regulating Station Equ	889	$ -	$ 19,680	$ 19,999	$ -	$ 19,999	$ 20,579	$ -
590	A_6790322-Small Tools Alloc	Maintenance of Measuring and Regulating Station Equ	889	$ -	$ 10,271	$ 10,438	$ -	$ 10,438	$ 10,740	$ -
591	A_6010000-1001/A6010000	Maintenance of Services	892	$ 929	$ 929	$ -	$ 944	$ 944	$ -	$ 1,051
592	A_6010010-1001/R6010000	Maintenance of Services	892	$ (576)	$ (576)	$ -	$ (586)	$ (586)	$ -	$ (652)
593	A_6010110-Labor Exempt ST	Maintenance of Services	892	$ 209,562	$ 209,562	$ -	$ 213,166	$ 213,166	$ -	$ 237,097
594	A_6010130-Labor Exempt NonProd	Maintenance of Services	892	$ 52,599	$ 52,599	$ -	$ 53,503	$ 53,503	$ -	$ 59,510
595	A_6010210-Labor NonExm ST	Maintenance of Services	892	$ 1,028,790	$ 1,028,790	$ -	$ 1,046,484	$ 1,046,484	$ -	$ 1,163,969
596	A_6010220-Labor NonExm OT	Maintenance of Services	892	$ 258,311	$ 258,311	$ -	$ 262,753	$ 262,753	$ -	$ 292,252
597	A_6010230-Labor NonExm NonProd	Maintenance of Services	892	$ 189,702	$ 189,702	$ -	$ 192,965	$ 192,965	$ -	$ 214,628
598	A_6010910-Labor OffCycle Bonus	Maintenance of Services	892	$ 167	$ 167	$ -	$ 170	$ 170	$ -	$ 189
599	A_6018999-Labor Exp Reclass	Maintenance of Services	892	$ (48)	$ (48)	$ -	$ (49)	$ (49)	$ -	$ (54)
600	A_6030010-EE ProfDue Subs Fees	Maintenance of Services	892	$ -	$ 10	$ 11	$ -	$ 11	$ 11	$ -
601	A_6030040-EE Meals 50% Deduct	Maintenance of Services	892	$ -	$ 4,269	$ 4,339	$ -	$ 4,339	$ 4,465	$ -
602	A_6030060-EE Shoes Uniforms	Maintenance of Services	892	$ -	$ 20,233	$ 20,561	$ -	$ 20,561	$ 21,157	$ -
603	A_6030070-EE Training	Maintenance of Services	892	$ -	$ 3,231	$ 3,283	$ -	$ 3,283	$ 3,378	$ -
604	A_6030080-EE Travel Lodging	Maintenance of Services	892	$ -	$ 81	$ 82	$ -	$ 82	$ 85	$ -
605	A_6030091-EE Apprec and Gifts	Maintenance of Services	892	$ -	$ 2,586	$ 2,628	$ -	$ 2,628	$ 2,704	$ -
606	A_6030800-EE Miscellaneous	Maintenance of Services	892	$ -	$ 1,909	$ 1,940	$ -	$ 1,940	$ 1,996	$ -
607	A_6100070-Consultants-Mgmt	Maintenance of Services	892	$ -	$ 1,089	$ 1,107	$ -	$ 1,107	$ 1,139	$ -

NMGC Exhibit ECB-5
Page 51 of 596

NEW MEXICO GAS COMPANY, INC.

Operation and Maintenance Summary
Base Period - 12 Months Ending March 31, 2023
Future Test Year - 12 Months Ending September 30, 2025

	A	B	C	AC	AD	AE	AF	AG	AH
2		Rule 630 Schedule or Workpaper Reference:		Column AA + Column AB		Column AC - Column R			
3	Description	Account Name	FERC Acct	Future Test Year Ending 9/30/2025		Adjusted Base and Test Periods Variance - $	Test Period to Adjusted Base Period Variance - %		Explanation for cost drivers resulting in material change
561	A_6010230-Labor NonExm NonProd	Maintenance of Measuring and Regulating Station Equ	889	$ 154,879		$ 20,341	15%		
562	A_6010910-Labor OffCycle Bonus	Maintenance of Measuring and Regulating Station Equ	889	$ 513		$ 67	15%		
563	A_6018999-Labor Exp Reclass	Maintenance of Measuring and Regulating Station Equ	889	$ 569		$ 75	15%		
564	A_6030010-EE ProfDue Subs Fees	Maintenance of Measuring and Regulating Station Equ	889	$ 11		$ 1	9%		
565	A_6030040-EE Meals 50% Deduct	Maintenance of Measuring and Regulating Station Equ	889	$ 4,598		$ 367	9%		
566	A_6030060-EE Shoes Uniforms	Maintenance of Measuring and Regulating Station Equ	889	$ 11,645		$ 930	9%		
567	A_6030070-EE Training	Maintenance of Measuring and Regulating Station Equ	889	$ 3,117		$ 249	9%		
568	A_6030080-EE Travel Lodging	Maintenance of Measuring and Regulating Station Equ	889	$ 3,703		$ 296	9%		
569	A_6030091-EE Apprec and Gifts	Maintenance of Measuring and Regulating Station Equ	889	$ 2,704		$ 216	9%		
570	A_6030800-EE Miscellaneous	Maintenance of Measuring and Regulating Station Equ	889	$ 9,306		$ 743	9%		
571	A_6100070-Consultants-Mgmt	Maintenance of Measuring and Regulating Station Equ	889	$ 726		$ 58	9%		
572	A_6100080-Consultants-Other	Maintenance of Measuring and Regulating Station Equ	889	$ 1,272		$ 102	9%		
573	A_6100100-Contractor Services	Maintenance of Measuring and Regulating Station Equ	889	$ 123,234		$ 9,844	9%		
574	A_6108999-OutSvc Exp Reclass	Maintenance of Measuring and Regulating Station Equ	889	$ 2,596		$ 207	9%		
575	A_6400020-M&S Gen Office	Maintenance of Measuring and Regulating Station Equ	889	$ 86		$ 7	9%		
576	A_6400070-M&S Safety	Maintenance of Measuring and Regulating Station Equ	889	$ 17		$ 1	9%		
577	A_6400080-M&S Vehicle Fuel	Maintenance of Measuring and Regulating Station Equ	889	$ 331		$ 26	9%		
578	A_6400100-M&S OS Purchases	Maintenance of Measuring and Regulating Station Equ	889	$ 230,609		$ 18,421	9%		
579	A_6400500-M&S Parts	Maintenance of Measuring and Regulating Station Equ	889	$ 1,315		$ 105	9%		
580	A_6400510-M&S Small Tools	Maintenance of Measuring and Regulating Station Equ	889	$ 7,734		$ 618	9%		
581	A_6408999-M&S Exp Reclass	Maintenance of Measuring and Regulating Station Equ	889	$ 1,711		$ 137	9%		
582	A_6401000-M&S Inven Issue	Maintenance of Measuring and Regulating Station Equ	889	$ 120,288		$ 9,608	9%		
583	A_6720020-LTLease-NonOffEquip	Maintenance of Measuring and Regulating Station Equ	889	$ 3,472		$ 277	9%		
584	A_6730800-Utilities-Other	Maintenance of Measuring and Regulating Station Equ	889	$ 243		$ 19	9%		
585	A_6790199-Fees-Miscellaneous	Maintenance of Measuring and Regulating Station Equ	889	$ 10,086		$ 806	9%		
586	A_6790210-Permitting	Maintenance of Measuring and Regulating Station Equ	889	$ 243		$ 19	9%		
587	A_6790230-Postage Ship Courier	Maintenance of Measuring and Regulating Station Equ	889	$ 3,841		$ 307	9%		
588	A_6790320-Fleet Allocation	Maintenance of Measuring and Regulating Station Equ	889	$ 144,501		$ 11,543	9%		
589	A_6790321-Stores Allocation	Maintenance of Measuring and Regulating Station Equ	889	$ 20,579		$ 1,644	9%		
590	A_6790322-Small Tools Alloc	Maintenance of Measuring and Regulating Station Equ	889	$ 10,740		$ 858	9%		
591	A_6010000-1001/A6010000	Maintenance of Services	892	$ 1,051		$ 138	15%		
592	A_6010010-1001/R6010000	Maintenance of Services	892	$ (652)		$ (86)	15%		
593	A_6010110-Labor Exempt ST	Maintenance of Services	892	$ 237,097		$ 31,140	15%		
594	A_6010130-Labor Exempt NonProd	Maintenance of Services	892	$ 59,510		$ 7,816	15%		
595	A_6010210-Labor NonExm ST	Maintenance of Services	892	$ 1,163,969		$ 152,873	15%		Merit and vacancy adjustments. See WP OM 5 630 Schedule H-4 Labor
596	A_6010220-Labor NonExm OT	Maintenance of Services	892	$ 292,252		$ 38,384	15%		
597	A_6010230-Labor NonExm NonProd	Maintenance of Services	892	$ 214,628		$ 28,189	15%		
598	A_6010910-Labor OffCycle Bonus	Maintenance of Services	892	$ 189		$ 25	15%		
599	A_6018999-Labor Exp Reclass	Maintenance of Services	892	$ (54)		$ (7)	15%		
600	A_6030010-EE ProfDue Subs Fees	Maintenance of Services	892	$ 11		$ 1	9%		
601	A_6030040-EE Meals 50% Deduct	Maintenance of Services	892	$ 4,465		$ 357	9%		
602	A_6030060-EE Shoes Uniforms	Maintenance of Services	892	$ 21,157		$ 1,690	9%		
603	A_6030070-EE Training	Maintenance of Services	892	$ 3,378		$ 270	9%		
604	A_6030080-EE Travel Lodging	Maintenance of Services	892	$ 85		$ 7	9%		
605	A_6030091-EE Apprec and Gifts	Maintenance of Services	892	$ 2,704		$ 216	9%		
606	A_6030800-EE Miscellaneous	Maintenance of Services	892	$ 1,996		$ 159	9%		
607	A_6100070-Consultants-Mgmt	Maintenance of Services	892	$ 1,139		$ 91	9%		

NMGC Exhibit ECB-5
Page 52 of 596

NEW MEXICO GAS COMPANY, INC.

Operation and Maintenance Summary
Base Period - 12 Months Ending March 31, 2023
Future Test Year - 12 Months Ending September 30, 2025

	A	B	C	P	Q	R	S	T	U
2		Rule 630 Schedule or Workpaper Reference:		Sum of Columns D through O	WP OM 3 Column U	Column P + Column Q	WP OM-4 Separately Forecast, Column O	Column R + Column S	Column T * WP 1 Inputs OM - Gen Tax, Line 5
3	Description	Account Name	FERC Acct	Total Company Unadjusted Base Period Ending 3/31/2023	Base Period Adjustments	Adjusted Base Period	Removal of Separately Forecasted Items (To be added back Later)	Remaining Base Period O&M to be Escalated	Escalated Linkage 1 - Results of Pure Escalation of 3.93%
608	A_6100080-Consultants-Other	Maintenance of Services	892	$ 23,129	$ -	$ 23,129	$ -	$ 23,129	$ 24,038
609	A_6100100-Contractor Services	Maintenance of Services	892	$ 218,302	$ -	$ 218,302	$ -	$ 218,302	$ 226,886
610	A_6100120-Tool Service/Repair	Maintenance of Services	892	$ 921	$ -	$ 921	$ -	$ 921	$ 957
611	A_6400020-M&S Gen Office	Maintenance of Services	892	$ 97	$ -	$ 97	$ -	$ 97	$ 101
612	A_6400070-M&S Safety	Maintenance of Services	892	$ 148	$ -	$ 148	$ -	$ 148	$ 153
613	A_6400080-M&S Vehicle Fuel	Maintenance of Services	892	$ 22	$ -	$ 22	$ -	$ 22	$ 22
614	A_6400100-M&S OS Purchases	Maintenance of Services	892	$ 33,919	$ -	$ 33,919	$ -	$ 33,919	$ 35,252
615	A_6400500-M&S Parts	Maintenance of Services	892	$ 2,235	$ -	$ 2,235	$ -	$ 2,235	$ 2,323
616	A_6400510-M&S Small Tools	Maintenance of Services	892	$ 4,717	$ -	$ 4,717	$ -	$ 4,717	$ 4,903
617	A_6401000-M&S Inven Issue	Maintenance of Services	892	$ 83,852	$ -	$ 83,852	$ -	$ 83,852	$ 87,149
618	A_6720020-LTLease-NonOffEquip	Maintenance of Services	892	$ 12,259	$ -	$ 12,259	$ -	$ 12,259	$ 12,741
619	A_6730030-Utilities-Telecom	Maintenance of Services	892	$ 21	$ -	$ 21	$ -	$ 21	$ 21
620	A_6730800-Utilities-Other	Maintenance of Services	892	$ 75	$ -	$ 75	$ -	$ 75	$ 78
621	A_6780040-Dmgd Faclty Billing	Maintenance of Services	892	$ (81,092)	$ -	$ (81,092)	$ -	$ (81,092)	$ (84,280)
622	A_6790199-Fees-Miscellaneous	Maintenance of Services	892	$ 104	$ -	$ 104	$ -	$ 104	$ 108
623	A_6790210-Permitting	Maintenance of Services	892	$ 4,989	$ -	$ 4,989	$ -	$ 4,989	$ 5,185
624	A_6790230-Postage Ship Courier	Maintenance of Services	892	$ 64	$ -	$ 64	$ -	$ 64	$ 66
625	A_6790320-Fleet Allocation	Maintenance of Services	892	$ 200,954	$ -	$ 200,954	$ -	$ 200,954	$ 208,856
626	A_6790321-Stores Allocation	Maintenance of Services	892	$ 9,171	$ -	$ 9,171	$ -	$ 9,171	$ 9,532
627	A_6790322-Small Tools Alloc	Maintenance of Services	892	$ 3,811	$ -	$ 3,811	$ -	$ 3,811	$ 3,961
628	A_7103060-CIAC	Maintenance of Services	892	$ (4,456)	$ -	$ (4,456)	$ -	$ (4,456)	$ (4,631)
629	**Total Distribution Maintenance Expenses**			**$ 6,690,737**	**$ 323,646**	**$ 7,014,383**	**$ (4,929,637)**	**$ 2,084,746**	**$ 2,166,721**
630									
631	**Total Distribution O&M**			**$ 31,396,539**	**$ 1,763,843**	**$ 33,160,381**	**$ (24,666,995)**	**$ 8,493,386**	**$ 8,827,357**
632									
633	**Customer Related O&M:**								
634	A_6010000-1001/A6010000	Meter Reading Expenses	902	$ 859	$ 47	$ 907	$ (907)	$ -	$ -
635	A_6010010-1001/R6010000	Meter Reading Expenses	902	$ 225	$ 12	$ 238	$ (238)	$ -	$ -
636	A_6010110-Labor Exempt ST	Meter Reading Expenses	902	$ 108,977	$ 14,701	$ 123,679	$ (123,679)	$ -	$ -
637	A_6010130-Labor Exempt NonProd	Meter Reading Expenses	902	$ 25,596	$ 1,407	$ 27,004	$ (27,004)	$ -	$ -
638	A_6010210-Labor NonExm ST	Meter Reading Expenses	902	$ 618,554	$ 83,443	$ 701,997	$ (701,997)	$ -	$ -
639	A_6010220-Labor NonExm OT	Meter Reading Expenses	902	$ 152,847	$ (24,403)	$ 128,445	$ (128,445)	$ -	$ -
640	A_6010230-Labor NonExm NonProd	Meter Reading Expenses	902	$ 115,587	$ 6,356	$ 121,942	$ (121,942)	$ -	$ -
641	A_6010910-Labor OffCycle Bonus	Meter Reading Expenses	902	$ 219	$ 12	$ 231	$ (231)	$ -	$ -
642	A_6030010-EE ProfDue Subs Fees	Meter Reading Expenses	902	$ 6	$ -	$ 6	$ -	$ 6	$ 6
643	A_6030040-EE Meals 50% Deduct	Meter Reading Expenses	902	$ 2,038	$ -	$ 2,038	$ -	$ 2,038	$ 2,118
644	A_6030060-EE Shoes Uniforms	Meter Reading Expenses	902	$ 11,264	$ -	$ 11,264	$ -	$ 11,264	$ 11,707
645	A_6030070-EE Training	Meter Reading Expenses	902	$ 1,808	$ -	$ 1,808	$ -	$ 1,808	$ 1,879
646	A_6030080-EE Travel Lodging	Meter Reading Expenses	902	$ 1,476	$ -	$ 1,476	$ -	$ 1,476	$ 1,534
647	A_6030091-EE Apprec and Gifts	Meter Reading Expenses	902	$ 4	$ -	$ 4	$ -	$ 4	$ 4
648	A_6030800-EE Miscellaneous	Meter Reading Expenses	902	$ (0)	$ -	$ (0)	$ -	$ (0)	$ (0)
649	A_6100070-Consultants-Mgmt	Meter Reading Expenses	902	$ 508	$ -	$ 508	$ -	$ 508	$ 528
650	A_6100080-Consultants-Other	Meter Reading Expenses	902	$ 1,084	$ -	$ 1,084	$ -	$ 1,084	$ 1,127
651	A_6100100-Contractor Services	Meter Reading Expenses	902	$ 8,932	$ -	$ 8,932	$ -	$ 8,932	$ 9,284
652	A_6400070-M&S Safety	Meter Reading Expenses	902	$ 85	$ -	$ 85	$ -	$ 85	$ 88
653	A_6400100-M&S OS Purchases	Meter Reading Expenses	902	$ 4,055	$ -	$ 4,055	$ -	$ 4,055	$ 4,215
654	A_6400500-M&S Parts	Meter Reading Expenses	902	$ 316	$ -	$ 316	$ -	$ 316	$ 328

NMGC Exhibit ECB-5
Page 53 of 596

NEW MEXICO GAS COMPANY, INC.

Operation and Maintenance Summary
Base Period - 12 Months Ending March 31, 2023
Future Test Year - 12 Months Ending September 30, 2025

	A	B	C	V	W	X	Y	Z	AA	AB
2		Rule 630 Schedule or Workpaper Reference:		WP OM-4 Separately Forecast, Column AG	Column U + Column V	Column U * WP 1 Inputs OM - Gen Tax, Line 6	WP OM 4 Separately Forecasted, Column AV	Column X + Column Y	Column X * WP 1 Inputs OM - Gen Tax, Line 7	WP OM 4 Separately Forecasted, Col BL
3	Description	Account Name	FERC Acct	Total Linkage 1 Period Separately Forecasted Items	Linkage 1 Ending 3/31/2024	Escalated Linkage 2 - Results of Pure Escalation of 1.62%	Total Linkage 2 Period Separately Forecasted Items	Linkage 2 Ending 9/30/2024	Escalated Test Year - Results of Pure Escalation of 2.90%	Total Test Period Separately Forecasted Items
608	A_6100080-Consultants-Other	Maintenance of Services	892	$ -	$ 24,038	$ 24,428	$ -	$ 24,428	$ 25,136	$ -
609	A_6100100-Contractor Services	Maintenance of Services	892	$ -	$ 226,886	$ 230,569	$ -	$ 230,569	$ 237,254	$ -
610	A_6100120-Tool Service/Repair	Maintenance of Services	892	$ -	$ 957	$ 972	$ -	$ 972	$ 1,001	$ -
611	A_6400020-M&S Gen Office	Maintenance of Services	892	$ -	$ 101	$ 102	$ -	$ 102	$ 105	$ -
612	A_6400070-M&S Safety	Maintenance of Services	892	$ -	$ 153	$ 156	$ -	$ 156	$ 160	$ -
613	A_6400080-M&S Vehicle Fuel	Maintenance of Services	892	$ -	$ 22	$ 23	$ -	$ 23	$ 23	$ -
614	A_6400100-M&S OS Purchases	Maintenance of Services	892	$ -	$ 35,252	$ 35,824	$ -	$ 35,824	$ 36,863	$ -
615	A_6400500-M&S Parts	Maintenance of Services	892	$ -	$ 2,323	$ 2,361	$ -	$ 2,361	$ 2,429	$ -
616	A_6400510-M&S Small Tools	Maintenance of Services	892	$ -	$ 4,903	$ 4,982	$ -	$ 4,982	$ 5,127	$ -
617	A_6401000-M&S Inven Issue	Maintenance of Services	892	$ -	$ 87,149	$ 88,563	$ -	$ 88,563	$ 91,131	$ -
618	A_6720020-LTLease-NonOffEquip	Maintenance of Services	892	$ -	$ 12,741	$ 12,948	$ -	$ 12,948	$ 13,323	$ -
619	A_6730030-Utilities-Telecom	Maintenance of Services	892	$ -	$ 21	$ 22	$ -	$ 22	$ 22	$ -
620	A_6730800-Utilities-Other	Maintenance of Services	892	$ -	$ 78	$ 79	$ -	$ 79	$ 81	$ -
621	A_6780040-Dmgd Faclty Billing	Maintenance of Services	892	$ -	$ (84,280)	$ (85,648)	$ -	$ (85,648)	$ (88,132)	$ -
622	A_6790199-Fees-Miscellaneous	Maintenance of Services	892	$ -	$ 108	$ 109	$ -	$ 109	$ 112	$ -
623	A_6790210-Permitting	Maintenance of Services	892	$ -	$ 5,185	$ 5,269	$ -	$ 5,269	$ 5,422	$ -
624	A_6790230-Postage Ship Courier	Maintenance of Services	892	$ -	$ 66	$ 67	$ -	$ 67	$ 69	$ -
625	A_6790320-Fleet Allocation	Maintenance of Services	892	$ -	$ 208,856	$ 212,246	$ -	$ 212,246	$ 218,400	$ -
626	A_6790321-Stores Allocation	Maintenance of Services	892	$ -	$ 9,532	$ 9,687	$ -	$ 9,687	$ 9,968	$ -
627	A_6790322-Small Tools Alloc	Maintenance of Services	892	$ -	$ 3,961	$ 4,025	$ -	$ 4,025	$ 4,141	$ -
628	A_7103060-CIAC	Maintenance of Services	892	$ -	$ (4,631)	$ (4,706)	$ -	$ (4,706)	$ (4,842)	$ -
629	**Total Distribution Maintenance Expenses**			**$ 5,015,906**	**$ 7,182,627**	**$ 2,201,887**	**$ 5,102,175**	**$ 7,304,062**	**$ 2,265,729**	**$ 5,674,977**
630										
631	**Total Distribution O&M**			**$ 25,041,280**	**$ 33,868,638**	**$ 8,970,628**	**$ 25,462,566**	**$ 34,433,194**	**$ 9,230,724**	**$ 28,275,208**
632										
633	**Customer Related O&M:**									
634	A_6010000-1001/A6010000	Meter Reading Expenses	902	$ 923	$ 923	$ -	$ 938	$ 938	$ -	$ 1,044
635	A_6010010-1001/R6010000	Meter Reading Expenses	902	$ 242	$ 242	$ -	$ 246	$ 246	$ -	$ 274
636	A_6010110-Labor Exempt ST	Meter Reading Expenses	902	$ 125,843	$ 125,843	$ -	$ 128,007	$ 128,007	$ -	$ 142,378
637	A_6010130-Labor Exempt NonProd	Meter Reading Expenses	902	$ 27,476	$ 27,476	$ -	$ 27,949	$ 27,949	$ -	$ 31,087
638	A_6010210-Labor NonExm ST	Meter Reading Expenses	902	$ 714,282	$ 714,282	$ -	$ 726,567	$ 726,567	$ -	$ 808,136
639	A_6010220-Labor NonExm OT	Meter Reading Expenses	902	$ 130,692	$ 130,692	$ -	$ 132,940	$ 132,940	$ -	$ 147,865
640	A_6010230-Labor NonExm NonProd	Meter Reading Expenses	902	$ 124,076	$ 124,076	$ -	$ 126,210	$ 126,210	$ -	$ 140,379
641	A_6010910-Labor OffCycle Bonus	Meter Reading Expenses	902	$ 235	$ 235	$ -	$ 239	$ 239	$ -	$ 266
642	A_6030010-EE ProfDue Subs Fees	Meter Reading Expenses	902	$ -	$ 6	$ 6	$ -	$ 6	$ 7	$ -
643	A_6030040-EE Meals 50% Deduct	Meter Reading Expenses	902	$ -	$ 2,118	$ 2,153	$ -	$ 2,153	$ 2,215	$ -
644	A_6030060-EE Shoes Uniforms	Meter Reading Expenses	902	$ -	$ 11,707	$ 11,897	$ -	$ 11,897	$ 12,242	$ -
645	A_6030070-EE Training	Meter Reading Expenses	902	$ -	$ 1,879	$ 1,909	$ -	$ 1,909	$ 1,965	$ -
646	A_6030080-EE Travel Lodging	Meter Reading Expenses	902	$ -	$ 1,534	$ 1,559	$ -	$ 1,559	$ 1,604	$ -
647	A_6030091-EE Apprec and Gifts	Meter Reading Expenses	902	$ -	$ 4	$ 4	$ -	$ 4	$ 4	$ -
648	A_6030800-EE Miscellaneous	Meter Reading Expenses	902	$ -	$ (0)	$ (0)	$ -	$ (0)	$ (0)	$ -
649	A_6100070-Consultants-Mgmt	Meter Reading Expenses	902	$ -	$ 528	$ 536	$ -	$ 536	$ 552	$ -
650	A_6100080-Consultants-Other	Meter Reading Expenses	902	$ -	$ 1,127	$ 1,145	$ -	$ 1,145	$ 1,179	$ -
651	A_6100100-Contractor Services	Meter Reading Expenses	902	$ -	$ 9,284	$ 9,434	$ -	$ 9,434	$ 9,708	$ -
652	A_6400070-M&S Safety	Meter Reading Expenses	902	$ -	$ 88	$ 90	$ -	$ 90	$ 92	$ -
653	A_6400100-M&S OS Purchases	Meter Reading Expenses	902	$ -	$ 4,215	$ 4,283	$ -	$ 4,283	$ 4,407	$ -
654	A_6400500-M&S Parts	Meter Reading Expenses	902	$ -	$ 328	$ 333	$ -	$ 333	$ 343	$ -

NMGC Exhibit ECB-5
Page 54 of 596

NEW MEXICO GAS COMPANY, INC.

Operation and Maintenance Summary
Base Period - 12 Months Ending March 31, 2023
Future Test Year - 12 Months Ending September 30, 2025

	A	B	C	AC	AD	AE	AF	AG	AH
2		Rule 630 Schedule or Workpaper Reference:		Column AA + Column AB		Column AC - Column R			
3	Description	Account Name	FERC Acct	Future Test Year Ending 9/30/2025		Adjusted Base and Test Periods Variance - $	Test Period to Adjusted Base Period Variance - %		Explanation for cost drivers resulting in material change
608	A_6100080-Consultants-Other	Maintenance of Services	892	$ 25,136		$ 2,008	9%		
609	A_6100100-Contractor Services	Maintenance of Services	892	$ 237,254		$ 18,952	9%		
610	A_6100120-Tool Service/Repair	Maintenance of Services	892	$ 1,001		$ 80	9%		
611	A_6400020-M&S Gen Office	Maintenance of Services	892	$ 105		$ 8	9%		
612	A_6400070-M&S Safety	Maintenance of Services	892	$ 160		$ 13	9%		
613	A_6400080-M&S Vehicle Fuel	Maintenance of Services	892	$ 23		$ 2	9%		
614	A_6400100-M&S OS Purchases	Maintenance of Services	892	$ 36,863		$ 2,945	9%		
615	A_6400500-M&S Parts	Maintenance of Services	892	$ 2,429		$ 194	9%		
616	A_6400510-M&S Small Tools	Maintenance of Services	892	$ 5,127		$ 410	9%		
617	A_6401000-M&S Inven Issue	Maintenance of Services	892	$ 91,131		$ 7,279	9%		
618	A_6720020-LTLease-NonOffEquip	Maintenance of Services	892	$ 13,323		$ 1,064	9%		
619	A_6730030-Utilities-Telecom	Maintenance of Services	892	$ 22		$ 2	9%		
620	A_6730800-Utilities-Other	Maintenance of Services	892	$ 81		$ 6	9%		
621	A_6780040-Dmgd Faclty Billing	Maintenance of Services	892	$ (88,132)		$ (7,040)	9%		
622	A_6790199-Fees-Miscellaneous	Maintenance of Services	892	$ 112		$ 9	9%		
623	A_6790210-Permitting	Maintenance of Services	892	$ 5,422		$ 433	9%		
624	A_6790230-Postage Ship Courier	Maintenance of Services	892	$ 69		$ 6	9%		
625	A_6790320-Fleet Allocation	Maintenance of Services	892	$ 218,400		$ 17,445	9%		
626	A_6790321-Stores Allocation	Maintenance of Services	892	$ 9,968		$ 796	9%		
627	A_6790322-Small Tools Alloc	Maintenance of Services	892	$ 4,141		$ 331	9%		
628	A_7103060-CIAC	Maintenance of Services	892	$ (4,842)		$ (387)	9%		
629	**Total Distribution Maintenance Expenses**			**$ 7,940,706**		**$ 926,323**	**13%**		
630									
631	**Total Distribution O&M**			**$ 37,505,932**		**$ 4,345,551**	**13%**		
632									
633	**Customer Related O&M:**								
634	A_6010000-1001/A6010000	Meter Reading Expenses	902	$ 1,044		$ 137	15%		
635	A_6010010-1001/R6010000	Meter Reading Expenses	902	$ 274		$ 36	15%		
636	A_6010110-Labor Exempt ST	Meter Reading Expenses	902	$ 142,378		$ 18,700	15%		
637	A_6010130-Labor Exempt NonProd	Meter Reading Expenses	902	$ 31,087		$ 4,083	15%		
638	A_6010210-Labor NonExm ST	Meter Reading Expenses	902	$ 808,136		$ 106,139	15%		Merit and vacancy adjustments. See WP OM 5 630 Schedule H-4 Labor
639	A_6010220-Labor NonExm OT	Meter Reading Expenses	902	$ 147,865		$ 19,420	15%		
640	A_6010230-Labor NonExm NonProd	Meter Reading Expenses	902	$ 140,379		$ 18,437	15%		
641	A_6010910-Labor OffCycle Bonus	Meter Reading Expenses	902	$ 266		$ 35	15%		
642	A_6030010-EE ProfDue Subs Fees	Meter Reading Expenses	902	$ 7		$ 1	9%		
643	A_6030040-EE Meals 50% Deduct	Meter Reading Expenses	902	$ 2,215		$ 177	9%		
644	A_6030060-EE Shoes Uniforms	Meter Reading Expenses	902	$ 12,242		$ 978	9%		
645	A_6030070-EE Training	Meter Reading Expenses	902	$ 1,965		$ 157	9%		
646	A_6030080-EE Travel Lodging	Meter Reading Expenses	902	$ 1,604		$ 128	9%		
647	A_6030091-EE Apprec and Gifts	Meter Reading Expenses	902	$ 4		$ 0	9%		
648	A_6030800-EE Miscellaneous	Meter Reading Expenses	902	$ (0)		$ (0)	9%		
649	A_6100070-Consultants-Mgmt	Meter Reading Expenses	902	$ 552		$ 44	9%		
650	A_6100080-Consultants-Other	Meter Reading Expenses	902	$ 1,179		$ 94	9%		
651	A_6100100-Contractor Services	Meter Reading Expenses	902	$ 9,708		$ 775	9%		
652	A_6400070-M&S Safety	Meter Reading Expenses	902	$ 92		$ 7	9%		
653	A_6400100-M&S OS Purchases	Meter Reading Expenses	902	$ 4,407		$ 352	9%		
654	A_6400500-M&S Parts	Meter Reading Expenses	902	$ 343		$ 27	9%		

23-00255-UT-2023-09-14-NMGC-2023-Rate-Case

NMGC Exhibit ECB-5
Page 55 of 596

NEW MEXICO GAS COMPANY, INC.

Operation and Maintenance Summary
Base Period - 12 Months Ending March 31, 2023
Future Test Year - 12 Months Ending September 30, 2025

	A	B	C	P	Q	R	S	T	U
2		Rule 630 Schedule or Workpaper Reference:		Sum of Columns D through O	WP OM 3 Column U	Column P + Column Q	WP OM-4 Separately Forecast, Column O	Column R + Column S	Column T * WP 1 Inputs OM - Gen Tax, Line 5
3	Description	Account Name	FERC Acct	Total Company Unadjusted Base Period Ending 3/31/2023	Base Period Adjustments	Adjusted Base Period	Removal of Separately Forecasted Items (To be added back Later)	Remaining Base Period O&M to be Escalated	Escalated Linkage 1 - Results of Pure Escalation of 3.93%
655	A_6400510-M&S Small Tools	Meter Reading Expenses	902	$ 1,671	$ -	$ 1,671	$ -	$ 1,671	$ 1,737
656	A_6401000-M&S Inven Issue	Meter Reading Expenses	902	$ 154	$ -	$ 154	$ -	$ 154	$ 160
657	A_6730800-Utilities-Other	Meter Reading Expenses	902	$ 190	$ -	$ 190	$ -	$ 190	$ 198
658	A_6790199-Fees-Miscellaneous	Meter Reading Expenses	902	$ 6	$ -	$ 6	$ -	$ 6	$ 6
659	A_6790230-Postage Ship Courier	Meter Reading Expenses	902	$ 27	$ -	$ 27	$ -	$ 27	$ 28
660	A_6790320-Fleet Allocation	Meter Reading Expenses	902	$ 176,010	$ -	$ 176,010	$ -	$ 176,010	$ 182,931
661	A_6790321-Stores Allocation	Meter Reading Expenses	902	$ 183	$ -	$ 183	$ -	$ 183	$ 190
662	A_6790322-Small Tools Alloc	Meter Reading Expenses	902	$ 306	$ -	$ 306	$ -	$ 306	$ 318
663	A_6010000-1001/A6010000	Customer Records and Collection Expenses	903	$ (13,345)	$ (734)	$ (14,079)	$ 14,079	$ -	$ -
664	A_6010010-1001/R6010000	Customer Records and Collection Expenses	903	$ 580	$ 32	$ 612	$ (612)	$ -	$ -
665	A_6010110-Labor Exempt ST	Customer Records and Collection Expenses	903	$ 1,474,998	$ 198,978	$ 1,673,976	$ (1,673,976)	$ -	$ -
666	A_6010130-Labor Exempt NonProd	Customer Records and Collection Expenses	903	$ 329,938	$ 18,142	$ 348,080	$ (348,080)	$ -	$ -
667	A_6010210-Labor NonExm ST	Customer Records and Collection Expenses	903	$ 4,489,241	$ 605,602	$ 5,094,843	$ (5,094,843)	$ -	$ -
668	A_6010220-Labor NonExm OT	Customer Records and Collection Expenses	903	$ 452,801	$ (72,291)	$ 380,510	$ (380,510)	$ -	$ -
669	A_6010230-Labor NonExm NonProd	Customer Records and Collection Expenses	903	$ 925,088	$ 50,867	$ 975,955	$ (975,955)	$ -	$ -
670	A_6010910-Labor OffCycle Bonus	Customer Records and Collection Expenses	903	$ 70,126	$ 3,856	$ 73,982	$ (73,982)	$ -	$ -
671	A_6030010-EE ProfDue Subs Fees	Customer Records and Collection Expenses	903	$ 1,469	$ -	$ 1,469	$ -	$ 1,469	$ 1,527
672	A_6030040-EE Meals 50% Deduct	Customer Records and Collection Expenses	903	$ 30,151	$ -	$ 30,151	$ -	$ 30,151	$ 31,336
673	A_6030050-EE Mileage	Customer Records and Collection Expenses	903	$ 10,901	$ -	$ 10,901	$ -	$ 10,901	$ 11,329
674	A_6030060-EE Shoes Uniforms	Customer Records and Collection Expenses	903	$ 34,780	$ -	$ 34,780	$ -	$ 34,780	$ 36,147
675	A_6030070-EE Training	Customer Records and Collection Expenses	903	$ 18,432	$ -	$ 18,432	$ -	$ 18,432	$ 19,157
676	A_6030080-EE Travel Lodging	Customer Records and Collection Expenses	903	$ 21,907	$ -	$ 21,907	$ -	$ 21,907	$ 22,769
677	A_6030091-EE Apprec and Gifts	Customer Records and Collection Expenses	903	$ 1,053	$ -	$ 1,053	$ -	$ 1,053	$ 1,095
678	A_6030800-EE Miscellaneous	Customer Records and Collection Expenses	903	$ 21,027	$ -	$ 21,027	$ -	$ 21,027	$ 21,853
679	A_6100010-Advertising	Customer Records and Collection Expenses	903	$ 13,991	$ -	$ 13,991	$ -	$ 13,991	$ 14,541
680	A_6100070-Consultants-Mgmt	Customer Records and Collection Expenses	903	$ 3,945	$ -	$ 3,945	$ -	$ 3,945	$ 4,100
681	A_6100080-Consultants-Other	Customer Records and Collection Expenses	903	$ 296,502	$ -	$ 296,502	$ -	$ 296,502	$ 308,161
682	A_6100100-Contractor Services	Customer Records and Collection Expenses	903	$ 68,864	$ -	$ 68,864	$ -	$ 68,864	$ 71,572
683	A_6100150-Printing	Customer Records and Collection Expenses	903	$ 6,617	$ -	$ 6,617	$ -	$ 6,617	$ 6,877
684	A_6400010-M&S FurnOffEquip	Customer Records and Collection Expenses	903	$ 34,391	$ -	$ 34,391	$ -	$ 34,391	$ 35,744
685	A_6400020-M&S Gen Office	Customer Records and Collection Expenses	903	$ 24,910	$ -	$ 24,910	$ -	$ 24,910	$ 25,889
686	A_6400070-M&S Safety	Customer Records and Collection Expenses	903	$ 715	$ -	$ 715	$ -	$ 715	$ 743
687	A_6400100-M&S OS Purchases	Customer Records and Collection Expenses	903	$ 9,358	$ -	$ 9,358	$ -	$ 9,358	$ 9,726
688	A_6400500-M&S Parts	Customer Records and Collection Expenses	903	$ 204	$ -	$ 204	$ -	$ 204	$ 212
689	A_6400510-M&S Small Tools	Customer Records and Collection Expenses	903	$ 1,048	$ -	$ 1,048	$ -	$ 1,048	$ 1,089
690	A_6401000-M&S Inven Issue	Customer Records and Collection Expenses	903	$ 6,777	$ -	$ 6,777	$ -	$ 6,777	$ 7,043
691	A_6500010-Transport-Vehicle	Customer Records and Collection Expenses	903	$ 28	$ -	$ 28	$ -	$ 28	$ 29
692	A_6710800-ST Rent-Other	Customer Records and Collection Expenses	903	$ 729	$ -	$ 729	$ -	$ 729	$ 757
693	A_6730030-Utilities-Telecom	Customer Records and Collection Expenses	903	$ 13	$ -	$ 13	$ -	$ 13	$ 14
694	A_6730800-Utilities-Other	Customer Records and Collection Expenses	903	$ 52	$ -	$ 52	$ -	$ 52	$ 54
695	A_6790101-Fees-Bank	Customer Records and Collection Expenses	903	$ 385,342	$ -	$ 385,342	$ -	$ 385,342	$ 400,494
696	A_6790199-Fees-Miscellaneous	Customer Records and Collection Expenses	903	$ 2,848	$ -	$ 2,848	$ -	$ 2,848	$ 2,960
697	A_6790210-Permitting	Customer Records and Collection Expenses	903	$ 242	$ -	$ 242	$ -	$ 242	$ 252
698	A_6790230-Postage Ship Courier	Customer Records and Collection Expenses	903	$ 2,663,465	$ -	$ 2,663,465	$ -	$ 2,663,465	$ 2,768,195

NMGC Exhibit ECB-5
Page 56 of 596

NEW MEXICO GAS COMPANY, INC.

Operation and Maintenance Summary
Base Period - 12 Months Ending March 31, 2023
Future Test Year - 12 Months Ending September 30, 2025

	A	B	C	V	W	X	Y	Z	AA	AB
2		Rule 630 Schedule or Workpaper Reference:		WP OM-4 Separately Forecast, Column AG	Column U + Column V	Column U * WP 1 Inputs OM - Gen Tax, Line 6	WP OM 4 Separately Forecasted, Column AV	Column X + Column Y	Column X * WP 1 Inputs OM - Gen Tax, Line 7	WP OM 4 Separately Forecasted, Col BL
3	Description	Account Name	FERC Acct	Total Linkage 1 Period Separately Forecasted Items	Linkage 1 Ending 3/31/2024	Escalated Linkage 2 - Results of Pure Escalation of 1.62%	Total Linkage 2 Period Separately Forecasted Items	Linkage 2 Ending 9/30/2024	Escalated Test Year - Results of Pure Escalation of 2.90%	Total Test Period Separately Forecasted Items
655	A_6400510-M&S Small Tools	Meter Reading Expenses	902	$ -	$ 1,737	$ 1,765	$ -	$ 1,765	$ 1,816	$ -
656	A_6401000-M&S Inven Issue	Meter Reading Expenses	902	$ -	$ 160	$ 163	$ -	$ 163	$ 168	$ -
657	A_6730800-Utilities-Other	Meter Reading Expenses	902	$ -	$ 198	$ 201	$ -	$ 201	$ 207	$ -
658	A_6790199-Fees-Miscellaneous	Meter Reading Expenses	902	$ -	$ 6	$ 6	$ -	$ 6	$ 6	$ -
659	A_6790230-Postage Ship Courier	Meter Reading Expenses	902	$ -	$ 28	$ 28	$ -	$ 28	$ 29	$ -
660	A_6790320-Fleet Allocation	Meter Reading Expenses	902	$ -	$ 182,931	$ 185,900	$ -	$ 185,900	$ 191,290	$ -
661	A_6790321-Stores Allocation	Meter Reading Expenses	902	$ -	$ 190	$ 193	$ -	$ 193	$ 199	$ -
662	A_6790322-Small Tools Alloc	Meter Reading Expenses	902	$ -	$ 318	$ 323	$ -	$ 323	$ 332	$ -
663	A_6010000-1001/A6010000	Customer Records and Collection Expenses	903	$ (14,325)	$ (14,325)	$ -	$ (14,571)	$ (14,571)	$ -	$ (16,207)
664	A_6010010-1001/R6010000	Customer Records and Collection Expenses	903	$ 623	$ 623	$ -	$ 634	$ 634	$ -	$ 705
665	A_6010110-Labor Exempt ST	Customer Records and Collection Expenses	903	$ 1,703,271	$ 1,703,271	$ -	$ 1,732,565	$ 1,732,565	$ -	$ 1,927,074
666	A_6010130-Labor Exempt NonProd	Customer Records and Collection Expenses	903	$ 354,171	$ 354,171	$ -	$ 360,263	$ 360,263	$ -	$ 400,708
667	A_6010210-Labor NonExm ST	Customer Records and Collection Expenses	903	$ 5,184,003	$ 5,184,003	$ -	$ 5,273,163	$ 5,273,163	$ -	$ 5,865,161
668	A_6010220-Labor NonExm OT	Customer Records and Collection Expenses	903	$ 387,169	$ 387,169	$ -	$ 393,828	$ 393,828	$ -	$ 438,041
669	A_6010230-Labor NonExm NonProd	Customer Records and Collection Expenses	903	$ 993,034	$ 993,034	$ -	$ 1,010,113	$ 1,010,113	$ -	$ 1,123,515
670	A_6010910-Labor OffCycle Bonus	Customer Records and Collection Expenses	903	$ 75,277	$ 75,277	$ -	$ 76,572	$ 76,572	$ -	$ 85,168
671	A_6030010-EE ProfDue Subs Fees	Customer Records and Collection Expenses	903	$ -	$ 1,527	$ 1,552	$ -	$ 1,552	$ 1,597	$ -
672	A_6030040-EE Meals 50% Deduct	Customer Records and Collection Expenses	903	$ -	$ 31,336	$ 31,845	$ -	$ 31,845	$ 32,768	$ -
673	A_6030050-EE Mileage	Customer Records and Collection Expenses	903	$ -	$ 11,329	$ 11,513	$ -	$ 11,513	$ 11,847	$ -
674	A_6030060-EE Shoes Uniforms	Customer Records and Collection Expenses	903	$ -	$ 36,147	$ 36,734	$ -	$ 36,734	$ 37,799	$ -
675	A_6030070-EE Training	Customer Records and Collection Expenses	903	$ -	$ 19,157	$ 19,468	$ -	$ 19,468	$ 20,032	$ -
676	A_6030080-EE Travel Lodging	Customer Records and Collection Expenses	903	$ -	$ 22,769	$ 23,138	$ -	$ 23,138	$ 23,809	$ -
677	A_6030091-EE Apprec and Gifts	Customer Records and Collection Expenses	903	$ -	$ 1,095	$ 1,113	$ -	$ 1,113	$ 1,145	$ -
678	A_6030800-EE Miscellaneous	Customer Records and Collection Expenses	903	$ -	$ 21,853	$ 22,208	$ -	$ 22,208	$ 22,852	$ -
679	A_6100010-Advertising	Customer Records and Collection Expenses	903	$ -	$ 14,541	$ 14,777	$ -	$ 14,777	$ 15,205	$ -
680	A_6100070-Consultants-Mgmt	Customer Records and Collection Expenses	903	$ -	$ 4,100	$ 4,166	$ -	$ 4,166	$ 4,287	$ -
681	A_6100080-Consultants-Other	Customer Records and Collection Expenses	903	$ -	$ 308,161	$ 313,163	$ -	$ 313,163	$ 322,243	$ -
682	A_6100100-Contractor Services	Customer Records and Collection Expenses	903	$ -	$ 71,572	$ 72,734	$ -	$ 72,734	$ 74,843	$ -
683	A_6100150-Printing	Customer Records and Collection Expenses	903	$ -	$ 6,877	$ 6,988	$ -	$ 6,988	$ 7,191	$ -
684	A_6400010-M&S FurnOffEquip	Customer Records and Collection Expenses	903	$ -	$ 35,744	$ 36,324	$ -	$ 36,324	$ 37,377	$ -
685	A_6400020-M&S Gen Office	Customer Records and Collection Expenses	903	$ -	$ 25,889	$ 26,310	$ -	$ 26,310	$ 27,072	$ -
686	A_6400070-M&S Safety	Customer Records and Collection Expenses	903	$ -	$ 743	$ 755	$ -	$ 755	$ 777	$ -
687	A_6400100-M&S OS Purchases	Customer Records and Collection Expenses	903	$ -	$ 9,726	$ 9,883	$ -	$ 9,883	$ 10,170	$ -
688	A_6400500-M&S Parts	Customer Records and Collection Expenses	903	$ -	$ 212	$ 215	$ -	$ 215	$ 221	$ -
689	A_6400510-M&S Small Tools	Customer Records and Collection Expenses	903	$ -	$ 1,089	$ 1,107	$ -	$ 1,107	$ 1,139	$ -
690	A_6401000-M&S Inven Issue	Customer Records and Collection Expenses	903	$ -	$ 7,043	$ 7,157	$ -	$ 7,157	$ 7,365	$ -
691	A_6500010-Transport-Vehicle	Customer Records and Collection Expenses	903	$ -	$ 29	$ 30	$ -	$ 30	$ 30	$ -
692	A_6710800-ST Rent-Other	Customer Records and Collection Expenses	903	$ -	$ 757	$ 770	$ -	$ 770	$ 792	$ -
693	A_6730030-Utilities-Telecom	Customer Records and Collection Expenses	903	$ -	$ 14	$ 14	$ -	$ 14	$ 14	$ -
694	A_6730800-Utilities-Other	Customer Records and Collection Expenses	903	$ -	$ 54	$ 55	$ -	$ 55	$ 56	$ -
695	A_6790101-Fees-Bank	Customer Records and Collection Expenses	903	$ -	$ 400,494	$ 406,994	$ -	$ 406,994	$ 418,794	$ -
696	A_6790199-Fees-Miscellaneous	Customer Records and Collection Expenses	903	$ -	$ 2,960	$ 3,008	$ -	$ 3,008	$ 3,095	$ -
697	A_6790210-Permitting	Customer Records and Collection Expenses	903	$ -	$ 252	$ 256	$ -	$ 256	$ 264	$ -
698	A_6790230-Postage Ship Courier	Customer Records and Collection Expenses	903	$ -	$ 2,768,195	$ 2,813,124	$ -	$ 2,813,124	$ 2,894,688	$ -

NMGC Exhibit ECB-5
Page 57 of 596

NEW MEXICO GAS COMPANY, INC.

Operation and Maintenance Summary
Base Period - 12 Months Ending March 31, 2023
Future Test Year - 12 Months Ending September 30, 2025

	A	B	C	AC	AD	AE	AF	AG	AH
2		Rule 630 Schedule or Workpaper Reference:		Column AA + Column AB		Column AC - Column R			
3	Description	Account Name	FERC Acct	Future Test Year Ending 9/30/2025		Adjusted Base and Test Periods Variance - $	Test Period to Adjusted Base Period Variance - %		Explanation for cost drivers resulting in material change
655	A_6400510-M&S Small Tools	Meter Reading Expenses	902	$ 1,816		$ 145	9%		
656	A_6401000-M&S Inven Issue	Meter Reading Expenses	902	$ 168		$ 13	9%		
657	A_6730800-Utilities-Other	Meter Reading Expenses	902	$ 207		$ 17	9%		
658	A_6790199-Fees-Miscellaneous	Meter Reading Expenses	902	$ 6		$ 0	9%		
659	A_6790230-Postage Ship Courier	Meter Reading Expenses	902	$ 29		$ 2	9%		
660	A_6790320-Fleet Allocation	Meter Reading Expenses	902	$ 191,290		$ 15,280	9%		
661	A_6790321-Stores Allocation	Meter Reading Expenses	902	$ 199		$ 16	9%		
662	A_6790322-Small Tools Alloc	Meter Reading Expenses	902	$ 332		$ 27	9%		
663	A_6010000-1001/A6010000	Customer Records and Collection Expenses	903	$ (16,207)		$ (2,129)	15%		
664	A_6010010-1001/R6010000	Customer Records and Collection Expenses	903	$ 705		$ 93	15%		
665	A_6010110-Labor Exempt ST	Customer Records and Collection Expenses	903	$ 1,927,074		$ 253,098	15%		Merit and vacancy adjustments. See WP OM 5 630 Schedule H-4 Labor
666	A_6010130-Labor Exempt NonProd	Customer Records and Collection Expenses	903	$ 400,708		$ 52,628	15%		
667	A_6010210-Labor NonExm ST	Customer Records and Collection Expenses	903	$ 5,865,161		$ 770,318	15%		Merit and vacancy adjustments. See WP OM 5 630 Schedule H-4 Labor
668	A_6010220-Labor NonExm OT	Customer Records and Collection Expenses	903	$ 438,041		$ 57,531	15%		
669	A_6010230-Labor NonExm NonProd	Customer Records and Collection Expenses	903	$ 1,123,515		$ 147,560	15%		Merit and vacancy adjustments. See WP OM 5 630 Schedule H-4 Labor
670	A_6010910-Labor OffCycle Bonus	Customer Records and Collection Expenses	903	$ 85,168		$ 11,186	15%		
671	A_6030010-EE ProfDue Subs Fees	Customer Records and Collection Expenses	903	$ 1,597		$ 128	9%		
672	A_6030040-EE Meals 50% Deduct	Customer Records and Collection Expenses	903	$ 32,768		$ 2,617	9%		
673	A_6030050-EE Mileage	Customer Records and Collection Expenses	903	$ 11,847		$ 946	9%		
674	A_6030060-EE Shoes Uniforms	Customer Records and Collection Expenses	903	$ 37,799		$ 3,019	9%		
675	A_6030070-EE Training	Customer Records and Collection Expenses	903	$ 20,032		$ 1,600	9%		
676	A_6030080-EE Travel Lodging	Customer Records and Collection Expenses	903	$ 23,809		$ 1,902	9%		
677	A_6030091-EE Apprec and Gifts	Customer Records and Collection Expenses	903	$ 1,145		$ 91	9%		
678	A_6030800-EE Miscellaneous	Customer Records and Collection Expenses	903	$ 22,852		$ 1,825	9%		
679	A_6100010-Advertising	Customer Records and Collection Expenses	903	$ 15,205		$ 1,215	9%		
680	A_6100070-Consultants-Mgmt	Customer Records and Collection Expenses	903	$ 4,287		$ 342	9%		
681	A_6100080-Consultants-Other	Customer Records and Collection Expenses	903	$ 322,243		$ 25,740	9%		
682	A_6100100-Contractor Services	Customer Records and Collection Expenses	903	$ 74,843		$ 5,978	9%		
683	A_6100150-Printing	Customer Records and Collection Expenses	903	$ 7,191		$ 574	9%		
684	A_6400010-M&S FurnOffEquip	Customer Records and Collection Expenses	903	$ 37,377		$ 2,986	9%		
685	A_6400020-M&S Gen Office	Customer Records and Collection Expenses	903	$ 27,072		$ 2,163	9%		
686	A_6400070-M&S Safety	Customer Records and Collection Expenses	903	$ 777		$ 62	9%		
687	A_6400100-M&S OS Purchases	Customer Records and Collection Expenses	903	$ 10,170		$ 812	9%		
688	A_6400500-M&S Parts	Customer Records and Collection Expenses	903	$ 221		$ 18	9%		
689	A_6400510-M&S Small Tools	Customer Records and Collection Expenses	903	$ 1,139		$ 91	9%		
690	A_6401000-M&S Inven Issue	Customer Records and Collection Expenses	903	$ 7,365		$ 588	9%		
691	A_6500010-Transport-Vehicle	Customer Records and Collection Expenses	903	$ 30		$ 2	9%		
692	A_6710800-ST Rent-Other	Customer Records and Collection Expenses	903	$ 792		$ 63	9%		
693	A_6730030-Utilities-Telecom	Customer Records and Collection Expenses	903	$ 14		$ 1	9%		
694	A_6730800-Utilities-Other	Customer Records and Collection Expenses	903	$ 56		$ 4	9%		
695	A_6790101-Fees-Bank	Customer Records and Collection Expenses	903	$ 418,794		$ 33,453	9%		
696	A_6790199-Fees-Miscellaneous	Customer Records and Collection Expenses	903	$ 3,095		$ 247	9%		
697	A_6790210-Permitting	Customer Records and Collection Expenses	903	$ 264		$ 21	9%		
698	A_6790230-Postage Ship Courier	Customer Records and Collection Expenses	903	$ 2,894,688		$ 231,224	9%		Non-labor escalation. See WP 1 OM Inputs - Gen Tax

NMGC Exhibit ECB-5
Page 58 of 596

NEW MEXICO GAS COMPANY, INC.

Operation and Maintenance Summary
Base Period - 12 Months Ending March 31, 2023
Future Test Year - 12 Months Ending September 30, 2025

	A	B	C	P	Q	R	S	T	U
2		Rule 630 Schedule or Workpaper Reference:		Sum of Columns D through O	WP OM 3 Column U	Column P + Column Q	WP OM-4 Separately Forecast, Column O	Column R + Column S	Column T * WP 1 Inputs OM - Gen Tax, Line 5
3	Description	Account Name	FERC Acct	Total Company Unadjusted Base Period Ending 3/31/2023	Base Period Adjustments	Adjusted Base Period	Removal of Separately Forecasted Items (To be added back Later)	Remaining Base Period O&M to be Escalated	Escalated Linkage 1 - Results of Pure Escalation of 3.93%
699	A_6790255-Selling Mktg Exp	Customer Records and Collection Expenses	903	$ 320,933	$ -	$ 320,933	$ -	$ 320,933	$ 333,552
700	A_6790320-Fleet Allocation	Customer Records and Collection Expenses	903	$ 652,358	$ -	$ 652,358	$ -	$ 652,358	$ 678,010
701	A_6790321-Stores Allocation	Customer Records and Collection Expenses	903	$ 1,125	$ -	$ 1,125	$ -	$ 1,125	$ 1,169
702	A_6790322-Small Tools Alloc	Customer Records and Collection Expenses	903	$ 520	$ -	$ 520	$ -	$ 520	$ 541
703	A_6790326-Facilities Alloc	Customer Records and Collection Expenses	903	$ 847,826	$ -	$ 847,826	$ -	$ 847,826	$ 881,163
704	A_6790800-Other Oper-Misc	Customer Records and Collection Expenses	903	$ (48,949)	$ -	$ (48,949)	$ -	$ (48,949)	$ (50,873)
705	A_6790010-Bad Debt Exp CIS	Uncollectible Accounts	904	$ 2,941,856	$ (1,813,988)	$ 1,127,868	$ -	$ 1,127,868	$ 1,172,217
706	A_6790020-Bad Debt Exp ARM	Uncollectible Accounts	904	$ 108,771	$ -	$ 108,771	$ -	$ 108,771	$ 113,048
707	A_6010000-1001/A6010000	Demonstrating and Selling Expenses	912	$ (339)	$ (19)	$ (358)	$ 358	$ -	$ -
708	A_6010110-Labor Exempt ST	Demonstrating and Selling Expenses	912	$ 143,361	$ 19,340	$ 162,701	$ (162,701)	$ -	$ -
709	A_6010130-Labor Exempt NonProd	Demonstrating and Selling Expenses	912	$ 25,830	$ 1,420	$ 27,251	$ (27,251)	$ -	$ -
710	A_6010990-Labor Seconded Empl	Demonstrating and Selling Expenses	912	$ 146,917	$ 8,078	$ 154,995	$ (154,995)	$ -	$ -
711	A_6030010-EE ProfDue Subs Fees	Demonstrating and Selling Expenses	912	$ 4,646	$ -	$ 4,646	$ -	$ 4,646	$ 4,828
712	A_6030040-EE Meals 50% Deduct	Demonstrating and Selling Expenses	912	$ (182)	$ -	$ (182)	$ -	$ (182)	$ (189)
713	A_6030070-EE Training	Demonstrating and Selling Expenses	912	$ 1,564	$ -	$ 1,564	$ -	$ 1,564	$ 1,626
714	A_6030080-EE Travel Lodging	Demonstrating and Selling Expenses	912	$ 4,182	$ -	$ 4,182	$ -	$ 4,182	$ 4,347
715	A_6030091-EE Apprec and Gifts	Demonstrating and Selling Expenses	912	$ 1	$ -	$ 1	$ -	$ 1	$ 1
716	A_6030800-EE Miscellaneous	Demonstrating and Selling Expenses	912	$ 2,155	$ -	$ 2,155	$ -	$ 2,155	$ 2,240
717	A_6100070-Consultants-Mgmt	Demonstrating and Selling Expenses	912	$ 89	$ -	$ 89	$ -	$ 89	$ 92
718	A_6400020-M&S Gen Office	Demonstrating and Selling Expenses	912	$ 109	$ -	$ 109	$ -	$ 109	$ 113
719	A_6790055-Economic Development	Demonstrating and Selling Expenses	912	$ 11,850	$ -	$ 11,850	$ -	$ 11,850	$ 12,316
720	A_6010000-1001/A6010000	Misc. Sales Expenses	916	$ 0	$ 0	$ 0	$ (0)	$ -	$ -
721	A_6010110-Labor Exempt ST	Misc. Sales Expenses	916	$ 318,985	$ 43,031	$ 362,016	$ (362,016)	$ -	$ -
722	A_6010130-Labor Exempt NonProd	Misc. Sales Expenses	916	$ 70,468	$ 3,875	$ 74,343	$ (74,343)	$ -	$ -
723	A_6030010-EE ProfDue Subs Fees	Misc. Sales Expenses	916	$ 4,250	$ -	$ 4,250	$ -	$ 4,250	$ 4,418
724	A_6030040-EE Meals 50% Deduct	Misc. Sales Expenses	916	$ 2,889	$ -	$ 2,889	$ -	$ 2,889	$ 3,002
725	A_6030070-EE Training	Misc. Sales Expenses	916	$ 2,738	$ -	$ 2,738	$ -	$ 2,738	$ 2,845
726	A_6030080-EE Travel Lodging	Misc. Sales Expenses	916	$ 20,504	$ -	$ 20,504	$ -	$ 20,504	$ 21,311
727	A_6030091-EE Apprec and Gifts	Misc. Sales Expenses	916	$ 1	$ -	$ 1	$ -	$ 1	$ 1
728	A_6030800-EE Miscellaneous	Misc. Sales Expenses	916	$ 0	$ -	$ 0	$ -	$ 0	$ 0
729	A_6100070-Consultants-Mgmt	Misc. Sales Expenses	916	$ 205	$ -	$ 205	$ -	$ 205	$ 214
730	A_6400020-M&S Gen Office	Misc. Sales Expenses	916	$ 74	$ -	$ 74	$ -	$ 74	$ 77
731	A_6400080-M&S Vehicle Fuel	Misc. Sales Expenses	916	$ 60	$ -	$ 60	$ -	$ 60	$ 62
732	A_6500010-Transport-Vehicle	Misc. Sales Expenses	916	$ 11	$ -	$ 11	$ -	$ 11	$ 11
733	A_6790199-Fees-Miscellaneous	Misc. Sales Expenses	916	$ 20	$ -	$ 20	$ -	$ 20	$ 21
734	A_6790230-Postage Ship Courier	Misc. Sales Expenses	916	$ 42	$ -	$ 42	$ -	$ 42	$ 44
735	A_6790320-Fleet Allocation	Misc. Sales Expenses	916	$ 24,969	$ -	$ 24,969	$ -	$ 24,969	$ 25,951
736	**Total Customer Related O&M**			**$ 18,232,014**	**$ (852,234)**	**$ 17,379,780**	**$ (10,419,269)**	**$ 6,960,511**	**$ 7,234,208**
737									
738	**Administrative & General Expenses - Operation:**								
739	A_6010000-1001/A6010000	Administrative & General Salaries	920	$ 3,408	$ -	$ 3,408	$ -	$ 3,408	$ 3,542
740	A_6010010-1001/R6010010	Administrative & General Salaries	920	$ (454)	$ -	$ (454)	$ -	$ (454)	$ (472)
741	A_6010110-Labor Exempt ST	Administrative & General Salaries	920	$ 6,748,568	$ 910,388	$ 7,658,956	$ (7,658,956)	$ -	$ -
742	A_6010130-Labor Exempt NonProd	Administrative & General Salaries	920	$ 1,284,777	$ 70,644	$ 1,355,421	$ (1,355,421)	$ -	$ -
743	A_6010210-Labor NonExm ST	Administrative & General Salaries	920	$ 519,206	$ 70,041	$ 589,247	$ (589,247)	$ -	$ -
744	A_6010220-Labor NonExm OT	Administrative & General Salaries	920	$ 21,726	$ (3,469)	$ 18,257	$ (18,257)	$ -	$ -
745	A_6010230-Labor NonExm NonProd	Administrative & General Salaries	920	$ 101,626	$ 5,588	$ 107,214	$ (107,214)	$ -	$ -
746	A_6010400-Labor Severance	Administrative & General Salaries	920	$ 38,750	$ (38,750)	$ -	$ -	$ -	$ -

NMGC Exhibit ECB-5
Page 59 of 596

NEW MEXICO GAS COMPANY, INC.

Operation and Maintenance Summary
Base Period - 12 Months Ending March 31, 2023
Future Test Year - 12 Months Ending September 30, 2025

	A	B	C	V	W	X	Y	Z	AA	AB
2		Rule 630 Schedule or Workpaper Reference:		WP OM-4 Separately Forecast, Column AG	Column U + Column V	Column U * WP 1 Inputs OM - Gen Tax, Line 6	WP OM 4 Separately Forecasted, Column AV	Column X + Column Y	Column X * WP 1 Inputs OM - Gen Tax, Line 7	WP OM 4 Separately Forecasted, Col BL
3	Description	Account Name	FERC Acct	Total Linkage 1 Period Separately Forecasted Items	Linkage 1 Ending 3/31/2024	Escalated Linkage 2 - Results of Pure Escalation of 1.62%	Total Linkage 2 Period Separately Forecasted Items	Linkage 2 Ending 9/30/2024	Escalated Test Year - Results of Pure Escalation of 2.90%	Total Test Period Separately Forecasted Items
699	A_6790255-Selling Mktg Exp	Customer Records and Collection Expenses	903	$ -	$ 333,552	$ 338,966	$ -	$ 338,966	$ 348,794	$ -
700	A_6790320-Fleet Allocation	Customer Records and Collection Expenses	903	$ -	$ 678,010	$ 689,014	$ -	$ 689,014	$ 708,991	$ -
701	A_6790321-Stores Allocation	Customer Records and Collection Expenses	903	$ -	$ 1,169	$ 1,188	$ -	$ 1,188	$ 1,223	$ -
702	A_6790322-Small Tools Alloc	Customer Records and Collection Expenses	903	$ -	$ 541	$ 549	$ -	$ 549	$ 565	$ -
703	A_6790326-Facilities Alloc	Customer Records and Collection Expenses	903	$ -	$ 881,163	$ 895,465	$ -	$ 895,465	$ 921,428	$ -
704	A_6790800-Other Oper-Misc	Customer Records and Collection Expenses	903	$ -	$ (50,873)	$ (51,699)	$ -	$ (51,699)	$ (53,198)	$ -
705	A_6790010-Bad Debt Exp CIS	Uncollectible Accounts	904	$ -	$ 1,172,217	$ 1,191,243	$ -	$ 1,191,243	$ 1,225,782	$ -
706	A_6790020-Bad Debt Exp ARM	Uncollectible Accounts	904	$ -	$ 113,048	$ 114,883	$ -	$ 114,883	$ 118,214	$ -
707	A_6010000-1001/A6010000	Demonstrating and Selling Expenses	912	$ (364)	$ (364)	$ -	$ (371)	$ (371)	$ -	$ (412)
708	A_6010110-Labor Exempt ST	Demonstrating and Selling Expenses	912	$ 165,548	$ 165,548	$ -	$ 168,395	$ 168,395	$ -	$ 187,301
709	A_6010130-Labor Exempt NonProd	Demonstrating and Selling Expenses	912	$ 27,728	$ 27,728	$ -	$ 28,204	$ 28,204	$ -	$ 31,371
710	A_6010990-Labor Seconded Empl	Demonstrating and Selling Expenses	912	$ 157,707	$ 157,707	$ -	$ 160,420	$ 160,420	$ -	$ 178,430
711	A_6030010-EE ProfDue Subs Fees	Demonstrating and Selling Expenses	912	$ -	$ 4,828	$ 4,907	$ -	$ 4,907	$ 5,049	$ -
712	A_6030040-EE Meals 50% Deduct	Demonstrating and Selling Expenses	912	$ -	$ (189)	$ (192)	$ -	$ (192)	$ (198)	$ -
713	A_6030070-EE Training	Demonstrating and Selling Expenses	912	$ -	$ 1,626	$ 1,652	$ -	$ 1,652	$ 1,700	$ -
714	A_6030080-EE Travel Lodging	Demonstrating and Selling Expenses	912	$ -	$ 4,347	$ 4,417	$ -	$ 4,417	$ 4,545	$ -
715	A_6030091-EE Apprec and Gifts	Demonstrating and Selling Expenses	912	$ -	$ 1	$ 1	$ -	$ 1	$ 1	$ -
716	A_6030800-EE Miscellaneous	Demonstrating and Selling Expenses	912	$ -	$ 2,240	$ 2,276	$ -	$ 2,276	$ 2,342	$ -
717	A_6100070-Consultants-Mgmt	Demonstrating and Selling Expenses	912	$ -	$ 92	$ 94	$ -	$ 94	$ 96	$ -
718	A_6400020-M&S Gen Office	Demonstrating and Selling Expenses	912	$ -	$ 113	$ 115	$ -	$ 115	$ 118	$ -
719	A_6790055-Economic Development	Demonstrating and Selling Expenses	912	$ -	$ 12,316	$ 12,516	$ -	$ 12,516	$ 12,879	$ -
720	A_6010000-1001/A6010000	Misc. Sales Expenses	916	$ 0	$ 0	$ -	$ 0	$ 0	$ -	$ 0
721	A_6010110-Labor Exempt ST	Misc. Sales Expenses	916	$ 368,352	$ 368,352	$ -	$ 374,687	$ 374,687	$ -	$ 416,751
722	A_6010130-Labor Exempt NonProd	Misc. Sales Expenses	916	$ 75,644	$ 75,644	$ -	$ 76,945	$ 76,945	$ -	$ 85,583
723	A_6030010-EE ProfDue Subs Fees	Misc. Sales Expenses	916	$ -	$ 4,418	$ 4,489	$ -	$ 4,489	$ 4,619	$ -
724	A_6030040-EE Meals 50% Deduct	Misc. Sales Expenses	916	$ -	$ 3,002	$ 3,051	$ -	$ 3,051	$ 3,140	$ -
725	A_6030070-EE Training	Misc. Sales Expenses	916	$ -	$ 2,845	$ 2,891	$ -	$ 2,891	$ 2,975	$ -
726	A_6030080-EE Travel Lodging	Misc. Sales Expenses	916	$ -	$ 21,311	$ 21,656	$ -	$ 21,656	$ 22,284	$ -
727	A_6030091-EE Apprec and Gifts	Misc. Sales Expenses	916	$ -	$ 1	$ 1	$ -	$ 1	$ 1	$ -
728	A_6030800-EE Miscellaneous	Misc. Sales Expenses	916	$ -	$ 0	$ 0	$ -	$ 0	$ 0	$ -
729	A_6100070-Consultants-Mgmt	Misc. Sales Expenses	916	$ -	$ 214	$ 217	$ -	$ 217	$ 223	$ -
730	A_6400020-M&S Gen Office	Misc. Sales Expenses	916	$ -	$ 77	$ 78	$ -	$ 78	$ 81	$ -
731	A_6400080-M&S Vehicle Fuel	Misc. Sales Expenses	916	$ -	$ 62	$ 63	$ -	$ 63	$ 65	$ -
732	A_6500010-Transport-Vehicle	Misc. Sales Expenses	916	$ -	$ 11	$ 11	$ -	$ 11	$ 12	$ -
733	A_6790199-Fees-Miscellaneous	Misc. Sales Expenses	916	$ -	$ 21	$ 21	$ -	$ 21	$ 21	$ -
734	A_6790230-Postage Ship Courier	Misc. Sales Expenses	916	$ -	$ 44	$ 44	$ -	$ 44	$ 46	$ -
735	A_6790320-Fleet Allocation	Misc. Sales Expenses	916	$ -	$ 25,951	$ 26,373	$ -	$ 26,373	$ 27,137	$ -
736	**Total Customer Related O&M**			**$ 10,601,606**	**$ 17,835,814**	**$ 7,351,621**	**$ 10,783,943**	**$ 18,135,564**	**$ 7,564,775**	**$ 11,994,616**
737										
738	**Administrative & General Expenses - Operation:**									
739	A_6010000-1001/A6010000	Administrative & General Salaries	920	$ -	$ 3,542	$ 3,600	$ -	$ 3,600	$ 3,704	$ -
740	A_6010010-1001/R6010010	Administrative & General Salaries	920	$ -	$ (472)	$ (479)	$ -	$ (479)	$ (493)	$ -
741	A_6010110-Labor Exempt ST	Administrative & General Salaries	920	$ 7,792,987	$ 7,792,987	$ -	$ 7,927,019	$ 7,927,019	$ -	$ 8,816,956
742	A_6010130-Labor Exempt NonProd	Administrative & General Salaries	920	$ 1,379,141	$ 1,379,141	$ -	$ 1,402,861	$ 1,402,861	$ -	$ 1,560,354
743	A_6010210-Labor NonExm ST	Administrative & General Salaries	920	$ 599,559	$ 599,559	$ -	$ 609,871	$ 609,871	$ -	$ 678,339
744	A_6010220-Labor NonExm OT	Administrative & General Salaries	920	$ 18,577	$ 18,577	$ -	$ 18,896	$ 18,896	$ -	$ 21,018
745	A_6010230-Labor NonExm NonProd	Administrative & General Salaries	920	$ 109,090	$ 109,090	$ -	$ 110,967	$ 110,967	$ -	$ 123,424
746	A_6010400-Labor Severance	Administrative & General Salaries	920	$ -	$ -	$ -	$ -	$ -	$ -	$ -

NMGC Exhibit ECB-5
Page 60 of 596

NEW MEXICO GAS COMPANY, INC.

Operation and Maintenance Summary
Base Period - 12 Months Ending March 31, 2023
Future Test Year - 12 Months Ending September 30, 2025

	A	B	C	AC	AD	AE	AF	AG	AH
2		Rule 630 Schedule or Workpaper Reference:		Column AA + Column AB		Column AC - Column R			
3	Description	Account Name	FERC Acct	Future Test Year Ending 9/30/2025		Adjusted Base and Test Periods Variance - $	Test Period to Adjusted Base Period Variance - %		Explanation for cost drivers resulting in material change
699	A_6790255-Selling Mktg Exp	Customer Records and Collection Expenses	903	$ 348,794		$ 27,861	9%		
700	A_6790320-Fleet Allocation	Customer Records and Collection Expenses	903	$ 708,991		$ 56,633	9%		
701	A_6790321-Stores Allocation	Customer Records and Collection Expenses	903	$ 1,223		$ 98	9%		
702	A_6790322-Small Tools Alloc	Customer Records and Collection Expenses	903	$ 565		$ 45	9%		
703	A_6790326-Facilities Alloc	Customer Records and Collection Expenses	903	$ 921,428		$ 73,602	9%		
704	A_6790800-Other Oper-Misc	Customer Records and Collection Expenses	903	$ (53,198)		$ (4,249)	9%		
705	A_6790010-Bad Debt Exp CIS	Uncollectible Accounts	904	$ 1,225,782		$ 97,914	9%		
706	A_6790020-Bad Debt Exp ARM	Uncollectible Accounts	904	$ 118,214		$ 9,443	9%		
707	A_6010000-1001/A6010000	Demonstrating and Selling Expenses	912	$ (412)		$ (54)	15%		
708	A_6010110-Labor Exempt ST	Demonstrating and Selling Expenses	912	$ 187,301		$ 24,600	15%		
709	A_6010130-Labor Exempt NonProd	Demonstrating and Selling Expenses	912	$ 31,371		$ 4,120	15%		
710	A_6010990-Labor Seconded Empl	Demonstrating and Selling Expenses	912	$ 178,430		$ 23,435	15%		
711	A_6030010-EE ProfDue Subs Fees	Demonstrating and Selling Expenses	912	$ 5,049		$ 403	9%		
712	A_6030040-EE Meals 50% Deduct	Demonstrating and Selling Expenses	912	$ (198)		$ (16)	9%		
713	A_6030070-EE Training	Demonstrating and Selling Expenses	912	$ 1,700		$ 136	9%		
714	A_6030080-EE Travel Lodging	Demonstrating and Selling Expenses	912	$ 4,545		$ 363	9%		
715	A_6030091-EE Apprec and Gifts	Demonstrating and Selling Expenses	912	$ 1		$ 0	9%		
716	A_6030800-EE Miscellaneous	Demonstrating and Selling Expenses	912	$ 2,342		$ 187	9%		
717	A_6100070-Consultants-Mgmt	Demonstrating and Selling Expenses	912	$ 96		$ 8	9%		
718	A_6400020-M&S Gen Office	Demonstrating and Selling Expenses	912	$ 118		$ 9	9%		
719	A_6790055-Economic Development	Demonstrating and Selling Expenses	912	$ 12,879		$ 1,029	9%		
720	A_6010000-1001/A6010000	Misc. Sales Expenses	916	$ 0		$ 0	15%		
721	A_6010110-Labor Exempt ST	Misc. Sales Expenses	916	$ 416,751		$ 54,735	15%		
722	A_6010130-Labor Exempt NonProd	Misc. Sales Expenses	916	$ 85,583		$ 11,240	15%		
723	A_6030010-EE ProfDue Subs Fees	Misc. Sales Expenses	916	$ 4,619		$ 369	9%		
724	A_6030040-EE Meals 50% Deduct	Misc. Sales Expenses	916	$ 3,140		$ 251	9%		
725	A_6030070-EE Training	Misc. Sales Expenses	916	$ 2,975		$ 238	9%		
726	A_6030080-EE Travel Lodging	Misc. Sales Expenses	916	$ 22,284		$ 1,780	9%		
727	A_6030091-EE Apprec and Gifts	Misc. Sales Expenses	916	$ 1		$ 0	9%		
728	A_6030800-EE Miscellaneous	Misc. Sales Expenses	916	$ 0		$ 0	9%		
729	A_6100070-Consultants-Mgmt	Misc. Sales Expenses	916	$ 223		$ 18	9%		
730	A_6400020-M&S Gen Office	Misc. Sales Expenses	916	$ 81		$ 6	9%		
731	A_6400080-M&S Vehicle Fuel	Misc. Sales Expenses	916	$ 65		$ 5	9%		
732	A_6500010-Transport-Vehicle	Misc. Sales Expenses	916	$ 12		$ 1	9%		
733	A_6790199-Fees-Miscellaneous	Misc. Sales Expenses	916	$ 21		$ 2	9%		
734	A_6790230-Postage Ship Courier	Misc. Sales Expenses	916	$ 46		$ 4	9%		
735	A_6790320-Fleet Allocation	Misc. Sales Expenses	916	$ 27,137		$ 2,168	9%		
736	**Total Customer Related O&M**			**$ 19,559,391**		**$ 2,179,611**	**13%**		
737									
738	**Administrative & General Expenses - Operation:**								
739	A_6010000-1001/A6010000	Administrative & General Salaries	920	$ 3,704		$ 296	9%		
740	A_6010010-1001/R6010010	Administrative & General Salaries	920	$ (493)		$ (39)	9%		
741	A_6010110-Labor Exempt ST	Administrative & General Salaries	920	$ 8,816,956		$ 1,158,000	15%		
742	A_6010130-Labor Exempt NonProd	Administrative & General Salaries	920	$ 1,560,354		$ 204,934	15%		
743	A_6010210-Labor NonExm ST	Administrative & General Salaries	920	$ 678,339		$ 89,092	15%		
744	A_6010220-Labor NonExm OT	Administrative & General Salaries	920	$ 21,018		$ 2,760	15%		
745	A_6010230-Labor NonExm NonProd	Administrative & General Salaries	920	$ 123,424		$ 16,210	15%		
746	A_6010400-Labor Severance	Administrative & General Salaries	920	$ -		$ -			

NMGC Exhibit ECB-5
Page 61 of 596

NEW MEXICO GAS COMPANY, INC.

Operation and Maintenance Summary
Base Period - 12 Months Ending March 31, 2023
Future Test Year - 12 Months Ending September 30, 2025

	A	B	C	P	Q	R	S	T	U
2		Rule 630 Schedule or Workpaper Reference:		Sum of Columns D through O	WP OM 3 Column U	Column P + Column Q	WP OM-4 Separately Forecast, Column O	Column R + Column S	Column T * WP 1 Inputs OM - Gen Tax, Line 5
3	Description	Account Name	FERC Acct	Total Company Unadjusted Base Period Ending 3/31/2023	Base Period Adjustments	Adjusted Base Period	Removal of Separately Forecasted Items (To be added back Later)	Remaining Base Period O&M to be Escalated	Escalated Linkage 1 - Results of Pure Escalation of 3.93%
747	A_6010910-Labor OffCycle Bonus	Administrative & General Salaries	920	$ 120,307	$ 6,615	$ 126,922	$ (126,922)	$ -	$ -
748	A_6010990-Labor Seconded Empl	Administrative & General Salaries	920	$ 423,863	$ 23,306	$ 447,170	$ (447,170)	$ -	$ -
749	A_6018999-Labor Exp Reclass	Administrative & General Salaries	920	$ (70)	$ (4)	$ (74)	$ 74	$ -	$ -
750	A_6020900-Employee Incentive	Administrative & General Salaries	920	$ 6,932,571	$ (1,670,972)	$ 5,261,599	$ (5,261,599)	$ -	$ -
751	A_6790199-Fees-Miscellaneous	Administrative & General Salaries	920	$ 5,481	$ -	$ 5,481	$ -	$ 5,481	$ 5,697
752	A_6790800-Other Oper-Misc	Administrative & General Salaries	920	$ (78,529)	$ -	$ (78,529)	$ -	$ (78,529)	$ (81,617)
753	A_6030010-EE ProfDue Subs Fees	Office Supplies and Expenses	921	$ 250,803	$ -	$ 250,803	$ -	$ 250,803	$ 260,665
754	A_6030040-EE Meals 50% Deduct	Office Supplies and Expenses	921	$ 61,937	$ -	$ 61,937	$ -	$ 61,937	$ 64,373
755	A_6030050-EE Mileage	Office Supplies and Expenses	921	$ 1,416	$ -	$ 1,416	$ -	$ 1,416	$ 1,472
756	A_6030060-EE Shoes Uniforms	Office Supplies and Expenses	921	$ 1,147	$ -	$ 1,147	$ -	$ 1,147	$ 1,192
757	A_6030070-EE Training	Office Supplies and Expenses	921	$ 167,392	$ -	$ 167,392	$ -	$ 167,392	$ 173,974
758	A_6030080-EE Travel Lodging	Office Supplies and Expenses	921	$ 119,410	$ -	$ 119,410	$ -	$ 119,410	$ 124,106
759	A_6030091-EE Apprec and Gifts	Office Supplies and Expenses	921	$ 5,871	$ -	$ 5,871	$ -	$ 5,871	$ 6,102
760	A_6030800-EE Miscellaneous	Office Supplies and Expenses	921	$ 189,488	$ -	$ 189,488	$ -	$ 189,488	$ 196,939
761	A_6400010-M&S FurnOffEquip	Office Supplies and Expenses	921	$ 108,228	$ -	$ 108,228	$ -	$ 108,228	$ 112,484
762	A_6400020-M&S Gen Office	Office Supplies and Expenses	921	$ 28,622	$ -	$ 28,622	$ -	$ 28,622	$ 29,748
763	A_6400070-M&S Safety	Office Supplies and Expenses	921	$ 3,505	$ -	$ 3,505	$ -	$ 3,505	$ 3,643
764	A_6400080-M&S Vehicle Fuel	Office Supplies and Expenses	921	$ 270	$ -	$ 270	$ -	$ 270	$ 281
765	A_6400100-M&S OS Purchases	Office Supplies and Expenses	921	$ 100,886	$ -	$ 100,886	$ -	$ 100,886	$ 104,853
766	A_6400500-M&S Parts	Office Supplies and Expenses	921	$ 3,985	$ -	$ 3,985	$ -	$ 3,985	$ 4,141
767	A_6400510-M&S Small Tools	Office Supplies and Expenses	921	$ 2,209	$ -	$ 2,209	$ -	$ 2,209	$ 2,296
768	A_6500010-Transport-Vehicle	Office Supplies and Expenses	921	$ 102	$ -	$ 102	$ -	$ 102	$ 106
769	A_6730030-Utilities-Telecom	Office Supplies and Expenses	921	$ 150,181	$ -	$ 150,181	$ -	$ 150,181	$ 156,087
770	A_6730800-Utilities-Other	Office Supplies and Expenses	921	$ (2,364)	$ (19,575)	$ (21,939)	$ -	$ (21,939)	$ (22,802)
771	A_6790101-Fees-Bank	Office Supplies and Expenses	921	$ 79,527	$ -	$ 79,527	$ -	$ 79,527	$ 82,654
772	A_6790230-Postage Ship Courier	Office Supplies and Expenses	921	$ 1,428	$ -	$ 1,428	$ -	$ 1,428	$ 1,484
773	A_6790321-Stores Allocation	Office Supplies and Expenses	921	$ 7,393	$ -	$ 7,393	$ -	$ 7,393	$ 7,684
774	A_6790322-Small Tools Alloc	Office Supplies and Expenses	921	$ 3,744	$ -	$ 3,744	$ -	$ 3,744	$ 3,891
775	A_6790310-A&G Alloc to Capital	Administrative Expenses Transferred--Credit	922	$ (12,392,863)	$ 1,209,701	$ (11,183,161)	$ -	$ (11,183,161)	$ (11,622,898)
776	A_6100030-Consultants-Audit	Outside Services Employed	923	$ 163,193	$ -	$ 163,193	$ -	$ 163,193	$ 169,610
777	A_6100060-Consultants-Legal	Outside Services Employed	923	$ 976,061	$ -	$ 976,061	$ -	$ 976,061	$ 1,014,441
778	A_6100070-Consultants-Mgmt	Outside Services Employed	923	$ 7,401	$ -	$ 7,401	$ -	$ 7,401	$ 7,692
779	A_6100080-Consultants-Other	Outside Services Employed	923	$ 795,117	$ -	$ 795,117	$ -	$ 795,117	$ 826,382
780	A_6100100-Contractor Services	Outside Services Employed	923	$ 163,758	$ -	$ 163,758	$ -	$ 163,758	$ 170,197
781	A_6100150-Printing	Outside Services Employed	923	$ 928	$ -	$ 928	$ -	$ 928	$ 964
782	A_6100170-Hardware Maint/Svcs	Outside Services Employed	923	$ 4,791	$ -	$ 4,791	$ -	$ 4,791	$ 4,980
783	A_6100190-Software Maintenance	Outside Services Employed	923	$ 384,393	$ -	$ 384,393	$ -	$ 384,393	$ 399,508
784	A_6700503-Ins-Crime & Fidelity	Property Insurance	924	$ 9,817	$ 768	$ 10,585	$ (10,585)	$ -	$ -
785	A_6700514-Ins-Property	Property Insurance	924	$ 351,251	$ 1,726	$ 352,977	$ (352,977)	$ -	$ -
786	A_6030040-EE Meals 50% Deduct	Injuries and Damages	925	$ 72	$ -	$ 72	$ -	$ 72	$ 75
787	A_6030080-EE Travel Lodging	Injuries and Damages	925	$ 6,201	$ -	$ 6,201	$ -	$ 6,201	$ 6,445
788	A_6100080-Consultants-Other	Injuries and Damages	925	$ 18,510	$ -	$ 18,510	$ -	$ 18,510	$ 19,237
789	A_6700500-Ins-Automobile	Injuries and Damages	925	$ 313,340	$ (5,275)	$ 308,065	$ (308,065)	$ -	$ -

NMGC Exhibit ECB-5
Page 62 of 596

NEW MEXICO GAS COMPANY, INC.

Operation and Maintenance Summary
Base Period - 12 Months Ending March 31, 2023
Future Test Year - 12 Months Ending September 30, 2025

	A	B	C	V	W	X	Y	Z	AA	AB
2		Rule 630 Schedule or Workpaper Reference:		WP OM-4 Separately Forecast, Column AG	Column U + Column V	Column U * WP 1 Inputs OM - Gen Tax, Line 6	WP OM 4 Separately Forecasted, Column AV	Column X + Column Y	Column X * WP 1 Inputs OM - Gen Tax, Line 7	WP OM 4 Separately Forecasted, Col BL
3	Description	Account Name	FERC Acct	Total Linkage 1 Period Separately Forecasted Items	Linkage 1 Ending 3/31/2024	Escalated Linkage 2 - Results of Pure Escalation of 1.62%	Total Linkage 2 Period Separately Forecasted Items	Linkage 2 Ending 9/30/2024	Escalated Test Year - Results of Pure Escalation of 2.90%	Total Test Period Separately Forecasted Items
747	A_6010910-Labor OffCycle Bonus	Administrative & General Salaries	920	$ 129,143	$ 129,143	$ -	$ 131,364	$ 131,364	$ -	$ 146,112
748	A_6010990-Labor Seconded Empl	Administrative & General Salaries	920	$ 454,995	$ 454,995	$ -	$ 462,821	$ 462,821	$ -	$ 514,780
749	A_6018999-Labor Exp Reclass	Administrative & General Salaries	920	$ (75)	$ (75)	$ -	$ (77)	$ (77)	$ -	$ (85)
750	A_6020900-Employee Incentive	Administrative & General Salaries	920	$ 5,668,106	$ 5,668,106	$ -	$ 5,765,592	$ 5,765,592	$ -	$ 6,412,873
751	A_6790199-Fees-Miscellaneous	Administrative & General Salaries	920	$ -	$ 5,697	$ 5,789	$ -	$ 5,789	$ 5,957	$ -
752	A_6790800-Other Oper-Misc	Administrative & General Salaries	920	$ -	$ (81,617)	$ (82,942)	$ -	$ (82,942)	$ (85,347)	$ -
753	A_6030010-EE ProfDue Subs Fees	Office Supplies and Expenses	921	$ -	$ 260,665	$ 264,896	$ -	$ 264,896	$ 272,576	$ -
754	A_6030040-EE Meals 50% Deduct	Office Supplies and Expenses	921	$ -	$ 64,373	$ 65,417	$ -	$ 65,417	$ 67,314	$ -
755	A_6030050-EE Mileage	Office Supplies and Expenses	921	$ -	$ 1,472	$ 1,496	$ -	$ 1,496	$ 1,539	$ -
756	A_6030060-EE Shoes Uniforms	Office Supplies and Expenses	921	$ -	$ 1,192	$ 1,211	$ -	$ 1,211	$ 1,246	$ -
757	A_6030070-EE Training	Office Supplies and Expenses	921	$ -	$ 173,974	$ 176,798	$ -	$ 176,798	$ 181,924	$ -
758	A_6030080-EE Travel Lodging	Office Supplies and Expenses	921	$ -	$ 124,106	$ 126,120	$ -	$ 126,120	$ 129,777	$ -
759	A_6030091-EE Apprec and Gifts	Office Supplies and Expenses	921	$ -	$ 6,102	$ 6,201	$ -	$ 6,201	$ 6,381	$ -
760	A_6030800-EE Miscellaneous	Office Supplies and Expenses	921	$ -	$ 196,939	$ 200,135	$ -	$ 200,135	$ 205,938	$ -
761	A_6400010-M&S FurnOffEquip	Office Supplies and Expenses	921	$ -	$ 112,484	$ 114,309	$ -	$ 114,309	$ 117,624	$ -
762	A_6400020-M&S Gen Office	Office Supplies and Expenses	921	$ -	$ 29,748	$ 30,231	$ -	$ 30,231	$ 31,107	$ -
763	A_6400070-M&S Safety	Office Supplies and Expenses	921	$ -	$ 3,643	$ 3,702	$ -	$ 3,702	$ 3,809	$ -
764	A_6400080-M&S Vehicle Fuel	Office Supplies and Expenses	921	$ -	$ 281	$ 285	$ -	$ 285	$ 293	$ -
765	A_6400100-M&S OS Purchases	Office Supplies and Expenses	921	$ -	$ 104,853	$ 106,555	$ -	$ 106,555	$ 109,645	$ -
766	A_6400500-M&S Parts	Office Supplies and Expenses	921	$ -	$ 4,141	$ 4,209	$ -	$ 4,209	$ 4,331	$ -
767	A_6400510-M&S Small Tools	Office Supplies and Expenses	921	$ -	$ 2,296	$ 2,333	$ -	$ 2,333	$ 2,401	$ -
768	A_6500010-Transport-Vehicle	Office Supplies and Expenses	921	$ -	$ 106	$ 108	$ -	$ 108	$ 111	$ -
769	A_6730030-Utilities-Telecom	Office Supplies and Expenses	921	$ -	$ 156,087	$ 158,620	$ -	$ 158,620	$ 163,219	$ -
770	A_6730800-Utilities-Other	Office Supplies and Expenses	921	$ -	$ (22,802)	$ (23,172)	$ -	$ (23,172)	$ (23,844)	$ -
771	A_6790101-Fees-Bank	Office Supplies and Expenses	921	$ -	$ 82,654	$ 83,995	$ -	$ 83,995	$ 86,431	$ -
772	A_6790230-Postage Ship Courier	Office Supplies and Expenses	921	$ -	$ 1,484	$ 1,508	$ -	$ 1,508	$ 1,552	$ -
773	A_6790321-Stores Allocation	Office Supplies and Expenses	921	$ -	$ 7,684	$ 7,809	$ -	$ 7,809	$ 8,035	$ -
774	A_6790322-Small Tools Alloc	Office Supplies and Expenses	921	$ -	$ 3,891	$ 3,954	$ -	$ 3,954	$ 4,069	$ -
775	A_6790310-A&G Alloc to Capital	Administrative Expenses Transferred--Credit	922	$ -	$ (11,622,898)	$ (11,811,541)	$ -	$ (11,811,541)	$ (12,154,006)	$ -
776	A_6100030-Consultants-Audit	Outside Services Employed	923	$ -	$ 169,610	$ 172,363	$ -	$ 172,363	$ 177,360	$ -
777	A_6100060-Consultants-Legal	Outside Services Employed	923	$ -	$ 1,014,441	$ 1,030,906	$ -	$ 1,030,906	$ 1,060,796	$ -
778	A_6100070-Consultants-Mgmt	Outside Services Employed	923	$ -	$ 7,692	$ 7,816	$ -	$ 7,816	$ 8,043	$ -
779	A_6100080-Consultants-Other	Outside Services Employed	923	$ -	$ 826,382	$ 839,795	$ -	$ 839,795	$ 864,144	$ -
780	A_6100100-Contractor Services	Outside Services Employed	923	$ 114,936	$ 285,133	$ 172,960	$ 172,425	$ 345,385	$ 177,974	$ 172,440
781	A_6100150-Printing	Outside Services Employed	923	$ -	$ 964	$ 980	$ -	$ 980	$ 1,008	$ -
782	A_6100170-Hardware Maint/Svcs	Outside Services Employed	923	$ -	$ 4,980	$ 5,061	$ -	$ 5,061	$ 5,207	$ 311,000
783	A_6100190-Software Maintenance	Outside Services Employed	923	$ -	$ 399,508	$ 405,992	$ -	$ 405,992	$ 417,764	$ -
784	A_6700503-Ins-Crime & Fidelity	Property Insurance	924	$ 12,442	$ 12,442	$ -	$ 12,779	$ 12,779	$ -	$ 13,482
785	A_6700514-Ins-Property	Property Insurance	924	$ 400,385	$ 400,385	$ -	$ 416,788	$ 416,788	$ -	$ 451,195
786	A_6030040-EE Meals 50% Deduct	Injuries and Damages	925	$ -	$ 75	$ 76	$ -	$ 76	$ 78	$ -
787	A_6030080-EE Travel Lodging	Injuries and Damages	925	$ -	$ 6,445	$ 6,550	$ -	$ 6,550	$ 6,740	$ -
788	A_6100080-Consultants-Other	Injuries and Damages	925	$ -	$ 19,237	$ 19,550	$ -	$ 19,550	$ 20,116	$ -
789	A_6700500-Ins-Automobile	Injuries and Damages	925	$ 297,908	$ 297,908	$ -	$ 310,053	$ 310,053	$ -	$ 332,224

NMGC Exhibit ECB-5
Page 63 of 596

NEW MEXICO GAS COMPANY, INC.

Operation and Maintenance Summary
Base Period - 12 Months Ending March 31, 2023
Future Test Year - 12 Months Ending September 30, 2025

	A	B	C	AC	AD	AE	AF	AG	AH
2		Rule 630 Schedule or Workpaper Reference:		Column AA + Column AB		Column AC - Column R			
3	Description	Account Name	FERC Acct	Future Test Year Ending 9/30/2025		Adjusted Base and Test Periods Variance - $	Test Period to Adjusted Base Period Variance - %		Explanation for cost drivers resulting in material change
747	A_6010910-Labor OffCycle Bonus	Administrative & General Salaries	920	$ 146,112		$ 19,190	15%		
748	A_6010990-Labor Seconded Empl	Administrative & General Salaries	920	$ 514,780		$ 67,610	15%		
749	A_6018999-Labor Exp Reclass	Administrative & General Salaries	920	$ (85)		$ (11)	15%		
750	A_6020900-Employee Incentive	Administrative & General Salaries	920	$ 6,412,873		$ 1,151,274	22%		Employee incentive adjusted to target levels. See WP 6 OM Incentive Comp
751	A_6790199-Fees-Miscellaneous	Administrative & General Salaries	920	$ 5,957		$ 476	9%		
752	A_6790800-Other Oper-Misc	Administrative & General Salaries	920	$ (85,347)		$ (6,817)	9%		
753	A_6030010-EE ProfDue Subs Fees	Office Supplies and Expenses	921	$ 272,576		$ 21,773	9%		
754	A_6030040-EE Meals 50% Deduct	Office Supplies and Expenses	921	$ 67,314		$ 5,377	9%		
755	A_6030050-EE Mileage	Office Supplies and Expenses	921	$ 1,539		$ 123	9%		
756	A_6030060-EE Shoes Uniforms	Office Supplies and Expenses	921	$ 1,246		$ 100	9%		
757	A_6030070-EE Training	Office Supplies and Expenses	921	$ 181,924		$ 14,532	9%		
758	A_6030080-EE Travel Lodging	Office Supplies and Expenses	921	$ 129,777		$ 10,366	9%		
759	A_6030091-EE Apprec and Gifts	Office Supplies and Expenses	921	$ 6,381		$ 510	9%		
760	A_6030800-EE Miscellaneous	Office Supplies and Expenses	921	$ 205,938		$ 16,450	9%		
761	A_6400010-M&S FurnOffEquip	Office Supplies and Expenses	921	$ 117,624		$ 9,396	9%		
762	A_6400020-M&S Gen Office	Office Supplies and Expenses	921	$ 31,107		$ 2,485	9%		
763	A_6400070-M&S Safety	Office Supplies and Expenses	921	$ 3,809		$ 304	9%		
764	A_6400080-M&S Vehicle Fuel	Office Supplies and Expenses	921	$ 293		$ 23	9%		
765	A_6400100-M&S OS Purchases	Office Supplies and Expenses	921	$ 109,645		$ 8,758	9%		
766	A_6400500-M&S Parts	Office Supplies and Expenses	921	$ 4,331		$ 346	9%		
767	A_6400510-M&S Small Tools	Office Supplies and Expenses	921	$ 2,401		$ 192	9%		
768	A_6500010-Transport-Vehicle	Office Supplies and Expenses	921	$ 111		$ 9	9%		
769	A_6730030-Utilities-Telecom	Office Supplies and Expenses	921	$ 163,219		$ 13,038	9%		
770	A_6730800-Utilities-Other	Office Supplies and Expenses	921	$ (23,844)		$ (1,905)	9%		
771	A_6790101-Fees-Bank	Office Supplies and Expenses	921	$ 86,431		$ 6,904	9%		
772	A_6790230-Postage Ship Courier	Office Supplies and Expenses	921	$ 1,552		$ 124	9%		
773	A_6790321-Stores Allocation	Office Supplies and Expenses	921	$ 8,035		$ 642	9%		
774	A_6790322-Small Tools Alloc	Office Supplies and Expenses	921	$ 4,069		$ 325	9%		
775	A_6790310-A&G Alloc to Capital	Administrative Expenses Transferred--Credit	922	$ (12,154,006)		$ (970,845)	9%		A&G allocated to capital adjusted to expected annual levels. See WP 3 OM Base Period Adjustments
776	A_6100030-Consultants-Audit	Outside Services Employed	923	$ 177,360		$ 14,167	9%		
777	A_6100060-Consultants-Legal	Outside Services Employed	923	$ 1,060,796		$ 84,735	9%		
778	A_6100070-Consultants-Mgmt	Outside Services Employed	923	$ 8,043		$ 642	9%		
779	A_6100080-Consultants-Other	Outside Services Employed	923	$ 864,144		$ 69,027	9%		
780	A_6100100-Contractor Services	Outside Services Employed	923	$ 350,415		$ 186,657	114%		Facilities security costs. See WP 4 OM Separately Forecasted
781	A_6100150-Printing	Outside Services Employed	923	$ 1,008		$ 81	9%		
782	A_6100170-Hardware Maint/Svcs	Outside Services Employed	923	$ 316,207		$ 311,416	6500%		Hansen CIS O&M Costs. See WP 4 OM Separately Forecasted
783	A_6100190-Software Maintenance	Outside Services Employed	923	$ 417,764		$ 33,370	9%		
784	A_6700503-Ins-Crime & Fidelity	Property Insurance	924	$ 13,482		$ 2,897	27%		
785	A_6700514-Ins-Property	Property Insurance	924	$ 451,195		$ 98,217	28%		
786	A_6030040-EE Meals 50% Deduct	Injuries and Damages	925	$ 78		$ 6	9%		
787	A_6030080-EE Travel Lodging	Injuries and Damages	925	$ 6,740		$ 538	9%		
788	A_6100080-Consultants-Other	Injuries and Damages	925	$ 20,116		$ 1,607	9%		
789	A_6700500-Ins-Automobile	Injuries and Damages	925	$ 332,224		$ 24,159	8%		

NMGC Exhibit ECB-5
Page 64 of 596

NEW MEXICO GAS COMPANY, INC.

Operation and Maintenance Summary
Base Period - 12 Months Ending March 31, 2023
Future Test Year - 12 Months Ending September 30, 2025

	A	B	C	P	Q	R	S	T	U
2		Rule 630 Schedule or Workpaper Reference:		Sum of Columns D through O	WP OM 3 Column U	Column P + Column Q	WP OM-4 Separately Forecast, Column O	Column R + Column S	Column T * WP 1 Inputs OM - Gen Tax, Line 5
3	Description	Account Name	FERC Acct	Total Company Unadjusted Base Period Ending 3/31/2023	Base Period Adjustments	Adjusted Base Period	Removal of Separately Forecasted Items (To be added back Later)	Remaining Base Period O&M to be Escalated	Escalated Linkage 1 - Results of Pure Escalation of 3.93%
790	A_6700502-Ins-Brokerage Fees	Injuries and Damages	925	$ 64,289	$ 43,002	$ 107,292	$ (107,292)	$ -	$ -
791	A_6700504-Ins-Director&Officer	Injuries and Damages	925	$ 43,792	$ 2,813	$ 46,605	$ (46,605)	$ -	$ -
792	A_6700506-Ins-Excess Auto	Injuries and Damages	925	$ 116,426	$ 5,152	$ 121,578	$ (121,578)	$ -	$ -
793	A_6700507-Ins-Excess Gen Liab	Injuries and Damages	925	$ 4,071,177	$ 156,282	$ 4,227,459	$ (4,227,459)	$ -	$ -
794	A_6700508-Ins-Fiduciary	Injuries and Damages	925	$ 5,202	$ 379	$ 5,581	$ (5,581)	$ -	$ -
795	A_6700509-Ins-I&D Reserves	Injuries and Damages	925	$ (238,837)	$ 238,837	$ -	$ -	$ -	$ -
796	A_6700516-Ins-Special Risk	Injuries and Damages	925	$ 1,066	$ 91	$ 1,157	$ (1,157)	$ -	$ -
797	A_6700518-Ins-Travel Accident	Injuries and Damages	925	$ 1,113	$ 1,137	$ 2,250	$ (2,250)	$ -	$ -
798	A_6700519-Ins-WC Excess	Injuries and Damages	925	$ 186,635	$ (18,431)	$ 168,203	$ (168,203)	$ -	$ -
799	A_6700520-Ins-WC States	Injuries and Damages	925	$ 222,173	$ 82,606	$ 304,779	$ (304,779)	$ -	$ -
800	A_6700599-Ins-Other	Injuries and Damages	925	$ 55,531	$ 38,822	$ 94,353	$ (94,353)	$ -	$ -
801	A_6790199-Fees-Miscellaneous	Injuries and Damages	925	$ 103	$ -	$ 103	$ -	$ 103	$ 107
802	A_6790315-I&D Alloc to Capital	Injuries and Damages	925	$ (1,035,701)	$ -	$ (1,035,701)	$ -	$ (1,035,701)	$ (1,076,426)
803	A_6020000-1001/A6020000	Employee Pensions and Benefits	926	$ (85,031)	$ -	$ (85,031)	$ -	$ (85,031)	$ (88,375)
804	A_6020010-Ben Plan Admin Fee	Employee Pensions and Benefits	926	$ 61,871	$ -	$ 61,871	$ -	$ 61,871	$ 64,304
805	A_6020020-Tuition Reimbursement	Employee Pensions and Benefits	926	$ 26,778	$ -	$ 26,778	$ -	$ 26,778	$ 27,831
806	A_6020030-Life Insurance	Employee Pensions and Benefits	926	$ 122,217	$ -	$ 122,217	$ -	$ 122,217	$ 127,023
807	A_6020040-LT Care Insurance	Employee Pensions and Benefits	926	$ 41,060	$ -	$ 41,060	$ -	$ 41,060	$ 42,675
808	A_6020050-Medical Insur-Active	Employee Pensions and Benefits	926	$ 6,940,378	$ (398,074)	$ 6,542,304	$ (6,542,304)	$ -	$ -
809	A_6020060-Pensions	Employee Pensions and Benefits	926	$ 2,367,202	$ (100,381)	$ 2,266,820	$ (2,266,820)	$ -	$ -
810	A_6020080-PostRtFAS106-Active	Employee Pensions and Benefits	926	$ 16,737	$ (1,619)	$ 15,118	$ (15,118)	$ -	$ -
811	A_6020100-LT Incentive Exp	Employee Pensions and Benefits	926	$ 1,453,488	$ (1,453,488)	$ -	$ -	$ -	$ -
812	A_6020101-Employee Def Comp	Employee Pensions and Benefits	926	$ (42,626)	$ 42,626	$ -	$ -	$ -	$ -
813	A_6020110-Employee Wellness	Employee Pensions and Benefits	926	$ 29,127	$ -	$ 29,127	$ -	$ 29,127	$ 30,273
814	A_6020130-Emplr 401KFixed Mtch	Employee Pensions and Benefits	926	$ 1,973,512	$ 106,328	$ 2,079,840	$ (2,079,840)	$ -	$ -
815	A_6020131-Emplr 401K-IBEW Plan	Employee Pensions and Benefits	926	$ 12,399	$ -	$ 12,399	$ -	$ 12,399	$ 12,886
816	A_6020140-Emplr 401KPerf Match	Employee Pensions and Benefits	926	$ 493,104	$ (493,104)	$ -	$ -	$ -	$ -
817	A_6020170-LTDisability FAS112	Employee Pensions and Benefits	926	$ 15,000	$ -	$ 15,000	$ -	$ 15,000	$ 15,590
818	A_6020180-LTDisability Premium	Employee Pensions and Benefits	926	$ 257,642	$ -	$ 257,642	$ -	$ 257,642	$ 267,773
819	A_6020220-Vacations (accrual)	Employee Pensions and Benefits	926	$ 361,916	$ (361,916)	$ -	$ -	$ -	$ -
820	A_6020230-Restoration Plan Exp	Employee Pensions and Benefits	926	$ 70,604	$ 1,849	$ 72,453	$ (72,453)	$ -	$ -
821	A_6020240-Emplr Mtch Stk Purch	Employee Pensions and Benefits	926	$ 47,237	$ -	$ 47,237	$ -	$ 47,237	$ 49,094
822	A_6020800-Benefits-Other	Employee Pensions and Benefits	926	$ 346,890	$ (167,934)	$ 178,956	$ -	$ 178,956	$ 185,993
823	A_6020920-Emp Service Awards	Employee Pensions and Benefits	926	$ 31,221	$ -	$ 31,221	$ -	$ 31,221	$ 32,449
824	A_6028999-Benefits Fringe Rcls	Employee Pensions and Benefits	926	$ 4,981	$ -	$ 4,981	$ -	$ 4,981	$ 5,177
825	A_6790199-Fees-Miscellaneous	Employee Pensions and Benefits	926	$ 349	$ -	$ 349	$ -	$ 349	$ 363
826	A_6790800-Other Oper-Misc	Employee Pensions and Benefits	926	$ (89,761)	$ -	$ (89,761)	$ -	$ (89,761)	$ (93,291)
827	A_7204020-FAS106 Act NonSvc	Employee Pensions and Benefits	926	$ (325,710)	$ 185,760	$ (139,950)	$ 139,950	$ -	$ -

NMGC Exhibit ECB-5
Page 65 of 596

NEW MEXICO GAS COMPANY, INC.

Operation and Maintenance Summary
Base Period - 12 Months Ending March 31, 2023
Future Test Year - 12 Months Ending September 30, 2025

	A	B	C	V	W	X	Y	Z	AA	AB
2		Rule 630 Schedule or Workpaper Reference:		WP OM-4 Separately Forecast, Column AG	Column U + Column V	Column U * WP 1 Inputs OM - Gen Tax, Line 6	WP OM 4 Separately Forecasted, Column AV	Column X + Column Y	Column X * WP 1 Inputs OM - Gen Tax, Line 7	WP OM 4 Separately Forecasted, Col BL
3	Description	Account Name	FERC Acct	Total Linkage 1 Period Separately Forecasted Items	Linkage 1 Ending 3/31/2024	Escalated Linkage 2 - Results of Pure Escalation of 1.62%	Total Linkage 2 Period Separately Forecasted Items	Linkage 2 Ending 9/30/2024	Escalated Test Year - Results of Pure Escalation of 2.90%	Total Test Period Separately Forecasted Items
790	A_6700502-Ins-Brokerage Fees	Injuries and Damages	925	$ 73,361	$ 73,361	$ -	$ 75,172	$ 75,172	$ -	$ 78,931
791	A_6700504-Ins-Director&Officer	Injuries and Damages	925	$ 46,790	$ 46,790	$ -	$ 48,059	$ 48,059	$ -	$ 50,702
792	A_6700506-Ins-Excess Auto	Injuries and Damages	925	$ 133,952	$ 133,952	$ -	$ 139,413	$ 139,413	$ -	$ 149,382
793	A_6700507-Ins-Excess Gen Liab	Injuries and Damages	925	$ 4,401,924	$ 4,401,924	$ -	$ 4,581,387	$ 4,581,387	$ -	$ 4,908,975
794	A_6700508-Ins-Fiduciary	Injuries and Damages	925	$ 6,443	$ 6,443	$ -	$ 6,617	$ 6,617	$ -	$ 6,981
795	A_6700509-Ins-I&D Reserves	Injuries and Damages	925	$ -	$ -	$ -	$ -	$ -	$ -	$ -
796	A_6700516-Ins-Special Risk	Injuries and Damages	925	$ 1,570	$ 1,570	$ -	$ 1,612	$ 1,612	$ -	$ 1,701
797	A_6700518-Ins-Travel Accident	Injuries and Damages	925	$ 4,971	$ 4,971	$ -	$ 5,093	$ 5,093	$ -	$ 5,348
798	A_6700519-Ins-WC Excess	Injuries and Damages	925	$ 194,411	$ 194,411	$ -	$ 199,232	$ 199,232	$ -	$ 209,194
799	A_6700520-Ins-WC States	Injuries and Damages	925	$ 220,016	$ 220,016	$ -	$ 230,848	$ 230,848	$ -	$ 245,741
800	A_6700599-Ins-Other	Injuries and Damages	925	$ 124,330	$ 124,330	$ -	$ 144,889	$ 144,889	$ -	$ 153,633
801	A_6790199-Fees-Miscellaneous	Injuries and Damages	925	$ -	$ 107	$ 109	$ -	$ 109	$ 112	$ -
802	A_6790315-I&D Alloc to Capital	Injuries and Damages	925	$ -	$ (1,076,426)	$ (1,093,897)	$ -	$ (1,093,897)	$ (1,125,613)	$ -
803	A_6020000-1001/A6020000	Employee Pensions and Benefits	926	$ -	$ (88,375)	$ (89,809)	$ -	$ (89,809)	$ (92,413)	$ -
804	A_6020010-Ben Plan Admin Fee	Employee Pensions and Benefits	926	$ -	$ 64,304	$ 65,347	$ -	$ 65,347	$ 67,242	$ -
805	A_6020020-Tuition Reimbursement	Employee Pensions and Benefits	926	$ -	$ 27,831	$ 28,283	$ -	$ 28,283	$ 29,103	$ -
806	A_6020030-Life Insurance	Employee Pensions and Benefits	926	$ -	$ 127,023	$ 129,085	$ -	$ 129,085	$ 132,827	$ -
807	A_6020040-LT Care Insurance	Employee Pensions and Benefits	926	$ -	$ 42,675	$ 43,367	$ -	$ 43,367	$ 44,625	$ -
808	A_6020050-Medical Insur-Active	Employee Pensions and Benefits	926	$ 6,908,150	$ 6,908,150	$ -	$ 7,217,697	$ 7,217,697	$ -	$ 8,413,695
809	A_6020060-Pensions	Employee Pensions and Benefits	926	$ 1,799,768	$ 1,799,768	$ -	$ 1,886,830	$ 1,886,830	$ -	$ 2,014,862
810	A_6020080-PostRtFAS106-Active	Employee Pensions and Benefits	926	$ -	$ -	$ -	$ -	$ -	$ -	$ -
811	A_6020100-LT Incentive Exp	Employee Pensions and Benefits	926	$ -	$ -	$ -	$ -	$ -	$ -	$ -
812	A_6020101-Employee Def Comp	Employee Pensions and Benefits	926	$ -	$ -	$ -	$ -	$ -	$ -	$ -
813	A_6020110-Employee Wellness	Employee Pensions and Benefits	926	$ -	$ 30,273	$ 30,764	$ -	$ 30,764	$ 31,656	$ -
814	A_6020130-Emplr 401KFixed Mtch	Employee Pensions and Benefits	926	$ 2,116,237	$ 2,116,237	$ -	$ 2,152,634	$ 2,152,634	$ -	$ 2,394,303
815	A_6020131-Emplr 401K-IBEW Plan	Employee Pensions and Benefits	926	$ -	$ 12,886	$ 13,096	$ -	$ 13,096	$ 13,475	$ -
816	A_6020140-Emplr 401KPerf Match	Employee Pensions and Benefits	926	$ -	$ -	$ -	$ -	$ -	$ -	$ -
817	A_6020170-LTDisability FAS112	Employee Pensions and Benefits	926	$ -	$ 15,590	$ 15,843	$ -	$ 15,843	$ 16,302	$ -
818	A_6020180-LTDisability Premium	Employee Pensions and Benefits	926	$ -	$ 267,773	$ 272,119	$ -	$ 272,119	$ 280,009	$ -
819	A_6020220-Vacations (accrual)	Employee Pensions and Benefits	926	$ -	$ -	$ -	$ -	$ -	$ -	$ -
820	A_6020230-Restoration Plan Exp	Employee Pensions and Benefits	926	$ 44,718	$ 44,718	$ -	$ 45,713	$ 45,713	$ -	$ 44,825
821	A_6020240-Emplr Mtch Stk Purch	Employee Pensions and Benefits	926	$ -	$ 49,094	$ 49,891	$ -	$ 49,891	$ 51,338	$ -
822	A_6020800-Benefits-Other	Employee Pensions and Benefits	926	$ -	$ 185,993	$ 189,012	$ -	$ 189,012	$ 194,492	$ -
823	A_6020920-Emp Service Awards	Employee Pensions and Benefits	926	$ -	$ 32,449	$ 32,976	$ -	$ 32,976	$ 33,932	$ -
824	A_6028999-Benefits Fringe Rcls	Employee Pensions and Benefits	926	$ -	$ 5,177	$ 5,261	$ -	$ 5,261	$ 5,413	$ -
825	A_6790199-Fees-Miscellaneous	Employee Pensions and Benefits	926	$ -	$ 363	$ 369	$ -	$ 369	$ 379	$ -
826	A_6790800-Other Oper-Misc	Employee Pensions and Benefits	926	$ -	$ (93,291)	$ (94,805)	$ -	$ (94,805)	$ (97,554)	$ -
827	A_7204020-FAS106 Act NonSvc	Employee Pensions and Benefits	926	$ -	$ -	$ -	$ -	$ -	$ -	$ -

NMGC Exhibit ECB-5
Page 66 of 596

NEW MEXICO GAS COMPANY, INC.

Operation and Maintenance Summary
Base Period - 12 Months Ending March 31, 2023
Future Test Year - 12 Months Ending September 30, 2025

	A	B	C	AC	AD	AE	AF	AG	AH
2		Rule 630 Schedule or Workpaper Reference:		Column AA + Column AB		Column AC - Column R			
3	Description	Account Name	FERC Acct	Future Test Year Ending 9/30/2025		Adjusted Base and Test Periods Variance - $	Test Period to Adjusted Base Period Variance - %		Explanation for cost drivers resulting in material change
790	A_6700502-Ins-Brokerage Fees	Injuries and Damages	925	$ 78,931		$ (28,361)	-26%		
791	A_6700504-Ins-Director&Officer	Injuries and Damages	925	$ 50,702		$ 4,098	9%		
792	A_6700506-Ins-Excess Auto	Injuries and Damages	925	$ 149,382		$ 27,804	23%		
793	A_6700507-Ins-Excess Gen Liab	Injuries and Damages	925	$ 4,908,975		$ 681,516	16%		General business insurance costs. See WP OM 3 Base Period Adjustments and WP OM 4 Separately Forecasted
794	A_6700508-Ins-Fiduciary	Injuries and Damages	925	$ 6,981		$ 1,401	25%		
795	A_6700509-Ins-I&D Reserves	Injuries and Damages	925	$ -		$ -			
796	A_6700516-Ins-Special Risk	Injuries and Damages	925	$ 1,701		$ 544	47%		
797	A_6700518-Ins-Travel Accident	Injuries and Damages	925	$ 5,348		$ 3,098	138%		
798	A_6700519-Ins-WC Excess	Injuries and Damages	925	$ 209,194		$ 40,991	24%		
799	A_6700520-Ins-WC States	Injuries and Damages	925	$ 245,741		$ (59,038)	-19%		
800	A_6700599-Ins-Other	Injuries and Damages	925	$ 153,633		$ 59,280	63%		
801	A_6790199-Fees-Miscellaneous	Injuries and Damages	925	$ 112		$ 9	9%		
802	A_6790315-I&D Alloc to Capital	Injuries and Damages	925	$ (1,125,613)		$ (89,912)	9%		
803	A_6020000-1001/A6020000	Employee Pensions and Benefits	926	$ (92,413)		$ (7,382)	9%		
804	A_6020010-Ben Plan Admin Fee	Employee Pensions and Benefits	926	$ 67,242		$ 5,371	9%		
805	A_6020020-Tuition Reimbursement	Employee Pensions and Benefits	926	$ 29,103		$ 2,325	9%		
806	A_6020030-Life Insurance	Employee Pensions and Benefits	926	$ 132,827		$ 10,610	9%		
807	A_6020040-LT Care Insurance	Employee Pensions and Benefits	926	$ 44,625		$ 3,565	9%		
808	A_6020050-Medical Insur-Active	Employee Pensions and Benefits	926	$ 8,413,695		$ 1,871,391	29%		Medical insurance costs. See WP OM 3 Base Period Adjustments and WP OM 4 Separately Forecasted
809	A_6020060-Pensions	Employee Pensions and Benefits	926	$ 2,014,862		$ (251,958)	-11%		Pension & OPEB costs. See WP OM 3 Base Period Adjustments and WP OM 4 Separately Forecasted
810	A_6020080-PostRtFAS106-Active	Employee Pensions and Benefits	926	$ -		$ (15,118)	-100%		
811	A_6020100-LT Incentive Exp	Employee Pensions and Benefits	926	$ -		$ -			
812	A_6020101-Employee Def Comp	Employee Pensions and Benefits	926	$ -		$ -			
813	A_6020110-Employee Wellness	Employee Pensions and Benefits	926	$ 31,656		$ 2,529	9%		
814	A_6020130-Emplr 401KFixed Mtch	Employee Pensions and Benefits	926	$ 2,394,303		$ 314,463	15%		Merit, vacancy, and 401K adjustments. See WP OM 5 630 Schedule H-4 Labor and WP 7 OM 401K
815	A_6020131-Emplr 401K-IBEW Plan	Employee Pensions and Benefits	926	$ 13,475		$ 1,076	9%		
816	A_6020140-Emplr 401KPerf Match	Employee Pensions and Benefits	926	$ -		$ -			
817	A_6020170-LTDisability FAS112	Employee Pensions and Benefits	926	$ 16,302		$ 1,302	9%		
818	A_6020180-LTDisability Premium	Employee Pensions and Benefits	926	$ 280,009		$ 22,367	9%		
819	A_6020220-Vacations (accrual)	Employee Pensions and Benefits	926	$ -		$ -			
820	A_6020230-Restoration Plan Exp	Employee Pensions and Benefits	926	$ 44,825		$ (27,628)	-38%		
821	A_6020240-Emplr Mtch Stk Purch	Employee Pensions and Benefits	926	$ 51,338		$ 4,101	9%		
822	A_6020800-Benefits-Other	Employee Pensions and Benefits	926	$ 194,492		$ 15,536	9%		
823	A_6020920-Emp Service Awards	Employee Pensions and Benefits	926	$ 33,932		$ 2,710	9%		
824	A_6028999-Benefits Fringe Rcls	Employee Pensions and Benefits	926	$ 5,413		$ 432	9%		
825	A_6790199-Fees-Miscellaneous	Employee Pensions and Benefits	926	$ 379		$ 30	9%		
826	A_6790800-Other Oper-Misc	Employee Pensions and Benefits	926	$ (97,554)		$ (7,792)	9%		
827	A_7204020-FAS106 Act NonSvc	Employee Pensions and Benefits	926	$ -		$ 139,950	-100%		Pension & OPEB costs. See WP OM 3 Base Period Adjustments and WP OM 4 Separately Forecasted

NMGC Exhibit ECB-5
Page 67 of 596

NEW MEXICO GAS COMPANY, INC.

Operation and Maintenance Summary
Base Period - 12 Months Ending March 31, 2023
Future Test Year - 12 Months Ending September 30, 2025

	A	B	C	P	Q	R	S	T	U
2		Rule 630 Schedule or Workpaper Reference:		Sum of Columns D through O	WP OM 3 Column U	Column P + Column Q	WP OM-4 Separately Forecast, Column O	Column R + Column S	Column T * WP 1 Inputs OM - Gen Tax, Line 5
3	Description	Account Name	FERC Acct	Total Company Unadjusted Base Period Ending 3/31/2023	Base Period Adjustments	Adjusted Base Period	Removal of Separately Forecasted Items (To be added back Later)	Remaining Base Period O&M to be Escalated	Escalated Linkage 1 - Results of Pure Escalation of 3.93%
828	A_7204030-FAS106 Ret NonSvc	Employee Pensions and Benefits	926	$ (229,428)	$ (81,046)	$ (310,474)	$ 310,474	$ -	$ -
829	A_6791000-Rate Case Expense	Regulatory Commission Expenses	928	$ 1,060,567	$ (1,060,567)	$ -	$ -	$ -	$ -
830	A_6710800-ST Rent-Other	Rents	931	$ 2,648	$ -	$ 2,648	$ -	$ 2,648	$ 2,752
831	A_6720020-LTLease-NonOffEquip	Rents	931	$ 135,985	$ -	$ 135,985	$ -	$ 135,985	$ 141,332
832	A_6720800-LTLease--Other	Rents	931	$ 73,937	$ -	$ 73,937	$ -	$ 73,937	$ 76,844
833	A_6790326-Facilities Alloc	Rents	931	$ 423,309	$ -	$ 423,309	$ -	$ 423,309	$ 439,954
834	**Total Administrative & General Operation Expenses**			**$ 27,298,952**	**$ (2,670,141)**	**$ 24,628,812**	**$ (31,841,708)**	**$ (7,212,896)**	**$ (7,496,516)**
835									
836	**Administrative & General Expenses - Maintenance:**								
837	A_6100010-Advertising	General Advertising/Misc. General Expenses	930.1	$ 15,734	$ -	$ 15,734	$ -	$ 15,734	$ 16,352
838	**Total Administrative & General Maintenance Expenses**			**$ 15,734**	**$ -**	**$ 15,734**	**$ -**	**$ 15,734**	**$ 16,352**
839									
840	**Administrative & General Expenses - Operation:**								
841	A_6010000-1001/6010000	General Advertising/Misc. General Expenses	930.2	$ 1,352	$ -	$ 1,352	$ -	$ 1,352	$ 1,405
842	A_6010110-Labor Exempt ST	General Advertising/Misc. General Expenses	930.2	$ 271,867	$ 36,675	$ 308,542	$ (308,542)	$ -	$ -
843	A_6010120-Labor Exempt OT	General Advertising/Misc. General Expenses	930.2	$ 1,142	$ -	$ 1,142	$ -	$ 1,142	$ 1,187
844	A_6010130-Labor Exempt NonProd	General Advertising/Misc. General Expenses	930.2	$ 40,929	$ 2,251	$ 43,180	$ (43,180)	$ -	$ -
845	A_6010210-Labor NonExm ST	General Advertising/Misc. General Expenses	930.2	$ 6,765	$ 913	$ 7,677	$ (7,677)	$ -	$ -
846	A_6010220-Labor NonExm OT	General Advertising/Misc. General Expenses	930.2	$ 325	$ (52)	$ 273	$ (273)	$ -	$ -
847	A_6010230-Labor NonExm NonProd	General Advertising/Misc. General Expenses	930.2	$ 609	$ 34	$ 643	$ (643)	$ -	$ -
848	A_6010910-Labor OffCycle Bonus	General Advertising/Misc. General Expenses	930.2	$ 829	$ 46	$ 874	$ (874)	$ -	$ -
849	A_6018999-Labor Exp Reclass	General Advertising/Misc. General Expenses	930.2	$ (286,035)	$ (16,172)	$ (302,207)	$ 310,288	$ 8,081	$ 8,399
850	A_6030010-EE ProfDue Subs Fees	General Advertising/Misc. General Expenses	930.2	$ 1,370	$ (1,577)	$ (207)	$ -	$ (207)	$ (215)
851	A_6030040-EE Meals 50% Deduct	General Advertising/Misc. General Expenses	930.2	$ 189	$ -	$ 189	$ -	$ 189	$ 197
852	A_6030050-EE Mileage	General Advertising/Misc. General Expenses	930.2	$ 36,000	$ -	$ 36,000	$ -	$ 36,000	$ 37,416
853	A_6030070-EE Training	General Advertising/Misc. General Expenses	930.2	$ 96	$ -	$ 96	$ -	$ 96	$ 100
854	A_6030080-EE Travel Lodging	General Advertising/Misc. General Expenses	930.2	$ 0	$ -	$ 0	$ -	$ 0	$ 0
855	A_6030091-EE Apprec and Gifts	General Advertising/Misc. General Expenses	930.2	$ 1	$ -	$ 1	$ -	$ 1	$ 1
856	A_6030800-EE Miscellaneous	General Advertising/Misc. General Expenses	930.2	$ 1	$ -	$ 1	$ -	$ 1	$ 1
857	A_6100060-Consultants-Legal	General Advertising/Misc. General Expenses	930.2	$ 1,343	$ -	$ 1,343	$ -	$ 1,343	$ 1,396
858	A_6100070-Consultants-Mgmt	General Advertising/Misc. General Expenses	930.2	$ 1,005	$ -	$ 1,005	$ -	$ 1,005	$ 1,044
859	A_6100080-Consultants-Other	General Advertising/Misc. General Expenses	930.2	$ 600,293	$ -	$ 600,293	$ -	$ 600,293	$ 623,897
860	A_6100100-Contractor Services	General Advertising/Misc. General Expenses	930.2	$ 39,792	$ -	$ 39,792	$ -	$ 39,792	$ 41,356
861	A_6100150-Printing	General Advertising/Misc. General Expenses	930.2	$ 6,979	$ -	$ 6,979	$ -	$ 6,979	$ 7,253
862	A_6100190-Software Maintenance	General Advertising/Misc. General Expenses	930.2	$ 3,374,556	$ -	$ 3,374,556	$ -	$ 3,374,556	$ 3,507,248
863	A_6108999-OutSvc Exp Reclass	General Advertising/Misc. General Expenses	930.2	$ 35,996	$ -	$ 35,996	$ -	$ 35,996	$ 37,412
864	A_6400010-M&S FurnOffEquip	General Advertising/Misc. General Expenses	930.2	$ 19,003	$ -	$ 19,003	$ -	$ 19,003	$ 19,750
865	A_6400020-M&S Gen Office	General Advertising/Misc. General Expenses	930.2	$ 3,147	$ -	$ 3,147	$ -	$ 3,147	$ 3,271
866	A_6400100-M&S OS Purchases	General Advertising/Misc. General Expenses	930.2	$ 5,590	$ -	$ 5,590	$ -	$ 5,590	$ 5,810
867	A_6700510-Ins-Longshore Comp	General Advertising/Misc. General Expenses	930.2	$ 65	$ -	$ 65	$ -	$ 65	$ 68
868	A_6720800-LTLease--Other	General Advertising/Misc. General Expenses	930.2	$ 984	$ -	$ 984	$ -	$ 984	$ 1,022

NMGC Exhibit ECB-5
Page 68 of 596

NEW MEXICO GAS COMPANY, INC.

Operation and Maintenance Summary
Base Period - 12 Months Ending March 31, 2023
Future Test Year - 12 Months Ending September 30, 2025

	A	B	C	V	W	X	Y	Z	AA	AB
2		Rule 630 Schedule or Workpaper Reference:		WP OM-4 Separately Forecast, Column AG	Column U + Column V	Column U * WP 1 Inputs OM - Gen Tax, Line 6	WP OM 4 Separately Forecasted, Column AV	Column X + Column Y	Column X * WP 1 Inputs OM - Gen Tax, Line 7	WP OM 4 Separately Forecasted, Col BL
3	Description	Account Name	FERC Acct	Total Linkage 1 Period Separately Forecasted Items	Linkage 1 Ending 3/31/2024	Escalated Linkage 2 - Results of Pure Escalation of 1.62%	Total Linkage 2 Period Separately Forecasted Items	Linkage 2 Ending 9/30/2024	Escalated Test Year - Results of Pure Escalation of 2.90%	Total Test Period Separately Forecasted Items
828	A_7204030-FAS106 Ret NonSvc	Employee Pensions and Benefits	926	$ (824,996)	$ (824,996)	$ -	$ (761,572)	$ (761,572)	$ -	$ (518,739)
829	A_6791000-Rate Case Expense	Regulatory Commission Expenses	928	$ -	$ -	$ -	$ -	$ -	$ -	$ -
830	A_6710800-ST Rent-Other	Rents	931	$ -	$ 2,752	$ 2,797	$ -	$ 2,797	$ 2,878	$ -
831	A_6720020-LTLease-NonOffEquip	Rents	931	$ -	$ 141,332	$ 143,626	$ -	$ 143,626	$ 147,790	$ -
832	A_6720800-LTLease--Other	Rents	931	$ -	$ 76,844	$ 78,092	$ -	$ 78,092	$ 80,356	$ -
833	A_6790326-Facilities Alloc	Rents	931	$ -	$ 439,954	$ 447,094	$ -	$ 447,094	$ 460,057	$ -
834	**Total Administrative & General Operation Expenses**			**$ 32,228,837**	**$ 24,732,320**	**$ (7,618,187)**	**$ 33,314,986**	**$ 25,696,799**	**$ (7,839,070)**	**$ 37,713,647**
835										
836	**Administrative & General Expenses - Maintenance:**									
837	A_6100010-Advertising	General Advertising/Misc. General Expenses	930.1	$ -	$ 16,352	$ 16,618	$ -	$ 16,618	$ 17,099	$ -
838	**Total Administrative & General Maintenance Expenses**			**$ -**	**$ 16,352**	**$ 16,618**	**$ -**	**$ 16,618**	**$ 17,099**	**$ -**
839										
840	**Administrative & General Expenses - Operation:**									
841	A_6010000-1001/6010000	General Advertising/Misc. General Expenses	930.2	$ -	$ 1,405	$ 1,428	$ -	$ 1,428	$ 1,469	$ -
842	A_6010110-Labor Exempt ST	General Advertising/Misc. General Expenses	930.2	$ 313,942	$ 313,942	$ -	$ 319,341	$ 319,341	$ -	$ 355,192
843	A_6010120-Labor Exempt OT	General Advertising/Misc. General Expenses	930.2	$ -	$ 1,187	$ 1,206	$ -	$ 1,206	$ 1,241	$ -
844	A_6010130-Labor Exempt NonProd	General Advertising/Misc. General Expenses	930.2	$ 43,935	$ 43,935	$ -	$ 44,691	$ 44,691	$ -	$ 49,708
845	A_6010210-Labor NonExm ST	General Advertising/Misc. General Expenses	930.2	$ 7,812	$ 7,812	$ -	$ 7,946	$ 7,946	$ -	$ 8,838
846	A_6010220-Labor NonExm OT	General Advertising/Misc. General Expenses	930.2	$ 278	$ 278	$ -	$ 283	$ 283	$ -	$ 314
847	A_6010230-Labor NonExm NonProd	General Advertising/Misc. General Expenses	930.2	$ 654	$ 654	$ -	$ 665	$ 665	$ -	$ 740
848	A_6010910-Labor OffCycle Bonus	General Advertising/Misc. General Expenses	930.2	$ 889	$ 889	$ -	$ 905	$ 905	$ -	$ 1,006
849	A_6018999-Labor Exp Reclass	General Advertising/Misc. General Expenses	930.2	$ (315,718)	$ (307,319)	$ 8,535	$ (321,148)	$ (312,613)	$ 8,783	$ (357,202)
850	A_6030010-EE ProfDue Subs Fees	General Advertising/Misc. General Expenses	930.2	$ -	$ (215)	$ (219)	$ -	$ (219)	$ (225)	$ -
851	A_6030040-EE Meals 50% Deduct	General Advertising/Misc. General Expenses	930.2	$ -	$ 197	$ 200	$ -	$ 200	$ 206	$ -
852	A_6030050-EE Mileage	General Advertising/Misc. General Expenses	930.2	$ -	$ 37,416	$ 38,023	$ -	$ 38,023	$ 39,125	$ -
853	A_6030070-EE Training	General Advertising/Misc. General Expenses	930.2	$ -	$ 100	$ 101	$ -	$ 101	$ 104	$ -
854	A_6030080-EE Travel Lodging	General Advertising/Misc. General Expenses	930.2	$ -	$ 0	$ 0	$ -	$ 0	$ 0	$ -
855	A_6030091-EE Apprec and Gifts	General Advertising/Misc. General Expenses	930.2	$ -	$ 1	$ 1	$ -	$ 1	$ 1	$ -
856	A_6030800-EE Miscellaneous	General Advertising/Misc. General Expenses	930.2	$ -	$ 1	$ 1	$ -	$ 1	$ 1	$ -
857	A_6100060-Consultants-Legal	General Advertising/Misc. General Expenses	930.2	$ -	$ 1,396	$ 1,418	$ -	$ 1,418	$ 1,460	$ -
858	A_6100070-Consultants-Mgmt	General Advertising/Misc. General Expenses	930.2	$ -	$ 1,044	$ 1,061	$ -	$ 1,061	$ 1,092	$ -
859	A_6100080-Consultants-Other	General Advertising/Misc. General Expenses	930.2	$ -	$ 623,897	$ 634,023	$ -	$ 634,023	$ 652,406	$ -
860	A_6100100-Contractor Services	General Advertising/Misc. General Expenses	930.2	$ -	$ 41,356	$ 42,028	$ -	$ 42,028	$ 43,246	$ -
861	A_6100150-Printing	General Advertising/Misc. General Expenses	930.2	$ -	$ 7,253	$ 7,371	$ -	$ 7,371	$ 7,585	$ -
862	A_6100190-Software Maintenance	General Advertising/Misc. General Expenses	930.2	$ -	$ 3,507,248	$ 3,564,172	$ -	$ 3,564,172	$ 3,667,512	$ -
863	A_6108999-OutSvc Exp Reclass	General Advertising/Misc. General Expenses	930.2	$ -	$ 37,412	$ 38,019	$ -	$ 38,019	$ 39,121	$ -
864	A_6400010-M&S FurnOffEquip	General Advertising/Misc. General Expenses	930.2	$ -	$ 19,750	$ 20,071	$ -	$ 20,071	$ 20,653	$ -
865	A_6400020-M&S Gen Office	General Advertising/Misc. General Expenses	930.2	$ -	$ 3,271	$ 3,324	$ -	$ 3,324	$ 3,420	$ -
866	A_6400100-M&S OS Purchases	General Advertising/Misc. General Expenses	930.2	$ -	$ 5,810	$ 5,904	$ -	$ 5,904	$ 6,075	$ -
867	A_6700510-Ins-Longshore Comp	General Advertising/Misc. General Expenses	930.2	$ -	$ 68	$ 69	$ -	$ 69	$ 71	$ -
868	A_6720800-LTLease--Other	General Advertising/Misc. General Expenses	930.2	$ -	$ 1,022	$ 1,039	$ -	$ 1,039	$ 1,069	$ -

NMGC Exhibit ECB-5
Page 69 of 596

NEW MEXICO GAS COMPANY, INC.

Operation and Maintenance Summary
Base Period - 12 Months Ending March 31, 2023
Future Test Year - 12 Months Ending September 30, 2025

	A	B	C	AC	AD	AE	AF	AG	AH
2		Rule 630 Schedule or Workpaper Reference:		Column AA + Column AB		Column AC - Column R			
3	Description	Account Name	FERC Acct	Future Test Year Ending 9/30/2025		Adjusted Base and Test Periods Variance - $	Test Period to Adjusted Base Period Variance - %		Explanation for cost drivers resulting in material change
828	A_7204030-FAS106 Ret NonSvc	Employee Pensions and Benefits	926	$ (518,739)		$ (208,265)	67%		Pension & OPEB costs. See WP OM 3 Base Period Adjustments and WP OM 4 Separately Forecasted
829	A_6791000-Rate Case Expense	Regulatory Commission Expenses	928	$ -		$ -			Included as other allowable expense. See NMGC Exhibit ECB-4 WP Other RB COS Inputs for related amortization expense
830	A_6710800-ST Rent-Other	Rents	931	$ 2,878		$ 230	9%		
831	A_6720020-LTLease-NonOffEquip	Rents	931	$ 147,790		$ 11,805	9%		
832	A_6720800-LTLease--Other	Rents	931	$ 80,356		$ 6,419	9%		
833	A_6790326-Facilities Alloc	Rents	931	$ 460,057		$ 36,749	9%		
834	**Total Administrative & General Operation Expenses**			**$ 29,874,577**		**$ 5,245,765**	**21%**		
835									
836	**Administrative & General Expenses - Maintenance:**								
837	A_6100010-Advertising	General Advertising/Misc. General Expenses	930.1	$ 17,099		$ 1,366	9%		
838	**Total Administrative & General Maintenance Expenses**			**$ 17,099**		**$ 1,366**	**9%**		
839									
840	**Administrative & General Expenses - Operation:**								
841	A_6010000-1001/6010000	General Advertising/Misc. General Expenses	930.2	$ 1,469		$ 117	9%		
842	A_6010110-Labor Exempt ST	General Advertising/Misc. General Expenses	930.2	$ 355,192		$ 46,650	15%		
843	A_6010120-Labor Exempt OT	General Advertising/Misc. General Expenses	930.2	$ 1,241		$ 99	9%		
844	A_6010130-Labor Exempt NonProd	General Advertising/Misc. General Expenses	930.2	$ 49,708		$ 6,529	15%		
845	A_6010210-Labor NonExm ST	General Advertising/Misc. General Expenses	930.2	$ 8,838		$ 1,161	15%		
846	A_6010220-Labor NonExm OT	General Advertising/Misc. General Expenses	930.2	$ 314		$ 41	15%		
847	A_6010230-Labor NonExm NonProd	General Advertising/Misc. General Expenses	930.2	$ 740		$ 97	15%		
848	A_6010910-Labor OffCycle Bonus	General Advertising/Misc. General Expenses	930.2	$ 1,006		$ 132	15%		
849	A_6018999-Labor Exp Reclass	General Advertising/Misc. General Expenses	930.2	$ (348,420)		$ (46,213)	15%		
850	A_6030010-EE ProfDue Subs Fees	General Advertising/Misc. General Expenses	930.2	$ (225)		$ (18)	9%		
851	A_6030040-EE Meals 50% Deduct	General Advertising/Misc. General Expenses	930.2	$ 206		$ 16	9%		
852	A_6030050-EE Mileage	General Advertising/Misc. General Expenses	930.2	$ 39,125		$ 3,125	9%		
853	A_6030070-EE Training	General Advertising/Misc. General Expenses	930.2	$ 104		$ 8	9%		
854	A_6030080-EE Travel Lodging	General Advertising/Misc. General Expenses	930.2	$ 0		$ 0	9%		
855	A_6030091-EE Apprec and Gifts	General Advertising/Misc. General Expenses	930.2	$ 1		$ 0	9%		
856	A_6030800-EE Miscellaneous	General Advertising/Misc. General Expenses	930.2	$ 1		$ 0	9%		
857	A_6100060-Consultants-Legal	General Advertising/Misc. General Expenses	930.2	$ 1,460		$ 117	9%		
858	A_6100070-Consultants-Mgmt	General Advertising/Misc. General Expenses	930.2	$ 1,092		$ 87	9%		
859	A_6100080-Consultants-Other	General Advertising/Misc. General Expenses	930.2	$ 652,406		$ 52,113	9%		
860	A_6100100-Contractor Services	General Advertising/Misc. General Expenses	930.2	$ 43,246		$ 3,454	9%		
861	A_6100150-Printing	General Advertising/Misc. General Expenses	930.2	$ 7,585		$ 606	9%		
862	A_6100190-Software Maintenance	General Advertising/Misc. General Expenses	930.2	$ 3,667,512		$ 292,956	9%		Non-labor escalation. See WP 1 OM Inputs - Gen Tax
863	A_6108999-OutSvc Exp Reclass	General Advertising/Misc. General Expenses	930.2	$ 39,121		$ 3,125	9%		
864	A_6400010-M&S FurnOffEquip	General Advertising/Misc. General Expenses	930.2	$ 20,653		$ 1,650	9%		
865	A_6400020-M&S Gen Office	General Advertising/Misc. General Expenses	930.2	$ 3,420		$ 273	9%		
866	A_6400100-M&S OS Purchases	General Advertising/Misc. General Expenses	930.2	$ 6,075		$ 485	9%		
867	A_6700510-Ins-Longshore Comp	General Advertising/Misc. General Expenses	930.2	$ 71		$ 6	9%		
868	A_6720800-LTLease--Other	General Advertising/Misc. General Expenses	930.2	$ 1,069		$ 85	9%		

NMGC Exhibit ECB-5
Page 70 of 596

NEW MEXICO GAS COMPANY, INC.

Operation and Maintenance Summary
Base Period - 12 Months Ending March 31, 2023
Future Test Year - 12 Months Ending September 30, 2025

	A	B	C	P	Q	R	S	T	U
2		Rule 630 Schedule or Workpaper Reference:		Sum of Columns D through O	WP OM 3 Column U	Column P + Column Q	WP OM-4 Separately Forecast, Column O	Column R + Column S	Column T * WP 1 Inputs OM - Gen Tax, Line 5
3	Description	Account Name	FERC Acct	Total Company Unadjusted Base Period Ending 3/31/2023	Base Period Adjustments	Adjusted Base Period	Removal of Separately Forecasted Items (To be added back Later)	Remaining Base Period O&M to be Escalated	Escalated Linkage 1 - Results of Pure Escalation of 3.93%
869	A_6730030-Utilities-Telecom	General Advertising/Misc. General Expenses	930.2	$ 2,091,758	$ -	$ 2,091,758	$ -	$ 2,091,758	$ 2,174,008
870	A_6790030-Director's Expenses	General Advertising/Misc. General Expenses	930.2	$ 463,018	$ -	$ 463,018	$ (463,018)	$ -	$ -
871	A_6790050-Defd Compensation	General Advertising/Misc. General Expenses	930.2	$ (115,837)	$ -	$ (115,837)	$ 115,837	$ -	$ -
872	A_6790101-Fees-Bank	General Advertising/Misc. General Expenses	930.2	$ 133,389	$ -	$ 133,389	$ (133,389)	$ -	$ -
873	A_6790103-Fees-Registration	General Advertising/Misc. General Expenses	930.2	$ 970	$ -	$ 970	$ -	$ 970	$ 1,008
874	A_6790199-Fees-Miscellaneous	General Advertising/Misc. General Expenses	930.2	$ 0	$ -	$ 0	$ -	$ 0	$ 0
875	A_6790210-Permitting	General Advertising/Misc. General Expenses	930.2	$ 1,642	$ -	$ 1,642	$ -	$ 1,642	$ 1,707
876	A_6790230-Postage Ship Courier	General Advertising/Misc. General Expenses	930.2	$ 36,989	$ -	$ 36,989	$ -	$ 36,989	$ 38,443
877	A_6790321-Stores Allocation	General Advertising/Misc. General Expenses	930.2	$ 500	$ -	$ 500	$ -	$ 500	$ 520
878	A_6790322-Small Tools Alloc	General Advertising/Misc. General Expenses	930.2	$ 142	$ -	$ 142	$ -	$ 142	$ 148
879	A_6790704-IC Corp Services	General Advertising/Misc. General Expenses	930.2	$ 676,878	$ -	$ 676,878	$ (676,878)	$ -	$ -
880	A_6790709-IC Asset Usage Fee	General Advertising/Misc. General Expenses	930.2	$ 1,497,688	$ -	$ 1,497,688	$ (1,497,688)	$ -	$ -
881	A_6790800-Other Oper-Misc	General Advertising/Misc. General Expenses	930.2	$ 84,991	$ -	$ 84,991	$ -	$ 84,991	$ 88,333
882	A_6798999-1001/6798999	General Advertising/Misc. General Expenses	930.2	$ (0)	$ -	$ (0)	$ -	$ (0)	$ (0)
883	A_8900170-FICO Recon TOTI	General Advertising/Misc. General Expenses	930.2	$ 27,061	$ -	$ 27,061	$ (27,061)	$ -	$ -
884	A_8903001-FICO Rec Enrg Alloc	General Advertising/Misc. General Expenses	930.2	$ 2,505,057	$ -	$ 2,505,057	$ (2,505,057)	$ -	$ -
885	A_8903002-FICO Rec IT Alloc	General Advertising/Misc. General Expenses	930.2	$ 4,676,769	$ -	$ 4,676,769	$ (4,676,769)	$ -	$ -
886	A_8903003-FICO Rec Telec Alloc	General Advertising/Misc. General Expenses	930.2	$ 29,447	$ -	$ 29,447	$ (29,447)	$ -	$ -
887	A_8903005-FICO Rec HR Alloc	General Advertising/Misc. General Expenses	930.2	$ 418,202	$ -	$ 418,202	$ (418,202)	$ -	$ -
888	A_8903007-FICO Rec Proc Alloc	General Advertising/Misc. General Expenses	930.2	$ 74,420	$ -	$ 74,420	$ (74,420)	$ -	$ -
889	A_8903008-FICO Rec HR ER Alloc	General Advertising/Misc. General Expenses	930.2	$ 40,129	$ -	$ 40,129	$ (40,129)	$ -	$ -
890	A_8903009-FICO Rec EM Alloc	General Advertising/Misc. General Expenses	930.2	$ 100,242	$ -	$ 100,242	$ (100,242)	$ -	$ -
891	A_8903011-FICO Rec AP Alloc	General Advertising/Misc. General Expenses	930.2	$ 192,654	$ -	$ 192,654	$ (192,654)	$ -	$ -
892	A_8903012-FICO Rec Claim Alloc	General Advertising/Misc. General Expenses	930.2	$ 7,368	$ -	$ 7,368	$ (7,368)	$ -	$ -
893	**Total Administrative & General Maintenance Expenses**			**$ 17,107,668**	**$ 22,116**	**$ 17,129,784**	**$ (10,777,386)**	**$ 6,352,398**	**$ 6,602,183**
894									
895	**Total Administrative & General Expenses**			**$ 44,422,354**	**$ (2,648,025)**	**$ 41,774,329**	**$ (42,619,093)**	**$ (844,764)**	**$ (877,981)**
896									
897	**Total Operations and Maintenance Expenses**			**$ 482,269,293**	**$ (382,536,249)**	**$ 99,733,044**	**$ (83,409,495)**	**$ 16,323,549**	**$ 16,965,412**

NMGC Exhibit ECB-5
Page 71 of 596

NEW MEXICO GAS COMPANY, INC.

Operation and Maintenance Summary
Base Period - 12 Months Ending March 31, 2023
Future Test Year - 12 Months Ending September 30, 2025

	A	B	C	V	W	X	Y	Z	AA	AB
2		Rule 630 Schedule or Workpaper Reference:		WP OM-4 Separately Forecast, Column AG	Column U + Column V	Column U * WP 1 Inputs OM - Gen Tax, Line 6	WP OM 4 Separately Forecasted, Column AV	Column X + Column Y	Column X * WP 1 Inputs OM - Gen Tax, Line 7	WP OM 4 Separately Forecasted, Col BL
3	Description	Account Name	FERC Acct	Total Linkage 1 Period Separately Forecasted Items	Linkage 1 Ending 3/31/2024	Escalated Linkage 2 - Results of Pure Escalation of 1.62%	Total Linkage 2 Period Separately Forecasted Items	Linkage 2 Ending 9/30/2024	Escalated Test Year - Results of Pure Escalation of 2.90%	Total Test Period Separately Forecasted Items
869	A_6730030-Utilities-Telecom	General Advertising/Misc. General Expenses	930.2	$ -	$ 2,174,008	$ 2,209,293	$ -	$ 2,209,293	$ 2,273,350	$ -
870	A_6790030-Director's Expenses	General Advertising/Misc. General Expenses	930.2	$ 320,500	$ 320,500	$ -	$ 320,500	$ 320,500	$ -	$ 327,192
871	A_6790050-Defd Compensation	General Advertising/Misc. General Expenses	930.2	$ 137,500	$ 137,500	$ -	$ 137,500	$ 137,500	$ -	$ 137,500
872	A_6790101-Fees-Bank	General Advertising/Misc. General Expenses	930.2	$ 253,632	$ 253,632	$ -	$ 253,632	$ 253,632	$ -	$ 253,632
873	A_6790103-Fees-Registration	General Advertising/Misc. General Expenses	930.2	$ -	$ 1,008	$ 1,025	$ -	$ 1,025	$ 1,054	$ -
874	A_6790199-Fees-Miscellaneous	General Advertising/Misc. General Expenses	930.2	$ -	$ 0	$ 0	$ -	$ 0	$ 0	$ -
875	A_6790210-Permitting	General Advertising/Misc. General Expenses	930.2	$ -	$ 1,707	$ 1,734	$ -	$ 1,734	$ 1,785	$ -
876	A_6790230-Postage Ship Courier	General Advertising/Misc. General Expenses	930.2	$ -	$ 38,443	$ 39,067	$ -	$ 39,067	$ 40,200	$ -
877	A_6790321-Stores Allocation	General Advertising/Misc. General Expenses	930.2	$ -	$ 520	$ 528	$ -	$ 528	$ 543	$ -
878	A_6790322-Small Tools Alloc	General Advertising/Misc. General Expenses	930.2	$ -	$ 148	$ 150	$ -	$ 150	$ 154	$ -
879	A_6790704-IC Corp Services	General Advertising/Misc. General Expenses	930.2	$ 991,158	$ 991,158	$ -	$ 1,114,019	$ 1,114,019	$ -	$ 1,869,913
880	A_6790709-IC Asset Usage Fee	General Advertising/Misc. General Expenses	930.2	$ 1,222,070	$ 1,222,070	$ -	$ 1,659,550	$ 1,659,550	$ -	$ 1,204,571
881	A_6790800-Other Oper-Misc	General Advertising/Misc. General Expenses	930.2	$ -	$ 88,333	$ 89,766	$ -	$ 89,766	$ 92,369	$ -
882	A_6798999-1001/6798999	General Advertising/Misc. General Expenses	930.2	$ -	$ (0)	$ (0)	$ -	$ (0)	$ (0)	$ -
883	A_8900170-FICO Recon TOTI	General Advertising/Misc. General Expenses	930.2	$ -	$ -	$ -	$ -	$ -	$ -	$ -
884	A_8903001-FICO Rec Enrg Alloc	General Advertising/Misc. General Expenses	930.2	$ 2,354,593	$ 2,354,593	$ -	$ 2,177,451	$ 2,177,451	$ -	$ 2,145,396
885	A_8903002-FICO Rec IT Alloc	General Advertising/Misc. General Expenses	930.2	$ 4,670,058	$ 4,670,058	$ -	$ 4,616,573	$ 4,616,573	$ -	$ 4,718,920
886	A_8903003-FICO Rec Telec Alloc	General Advertising/Misc. General Expenses	930.2	$ 102,984	$ 102,984	$ -	$ 308,952	$ 308,952	$ -	$ 423,522
887	A_8903005-FICO Rec HR Alloc	General Advertising/Misc. General Expenses	930.2	$ 439,664	$ 439,664	$ -	$ 369,350	$ 369,350	$ -	$ 343,592
888	A_8903007-FICO Rec Proc Alloc	General Advertising/Misc. General Expenses	930.2	$ 43,072	$ 43,072	$ -	$ 47,028	$ 47,028	$ -	$ 50,385
889	A_8903008-FICO Rec HR ER Alloc	General Advertising/Misc. General Expenses	930.2	$ 45,978	$ 45,978	$ -	$ 78,253	$ 78,253	$ -	$ 97,046
890	A_8903009-FICO Rec EM Alloc	General Advertising/Misc. General Expenses	930.2	$ 87,996	$ 87,996	$ -	$ 39,332	$ 39,332	$ -	$ 15,422
891	A_8903011-FICO Rec AP Alloc	General Advertising/Misc. General Expenses	930.2	$ 155,551	$ 155,551	$ -	$ 169,418	$ 169,418	$ -	$ 181,310
892	A_8903012-FICO Rec Claim Alloc	General Advertising/Misc. General Expenses	930.2	$ 11,232	$ 11,232	$ -	$ 11,100	$ 11,100	$ -	$ 11,344
893	**Total Administrative & General Maintenance Expenses**			**$ 10,887,780**	**$ 17,489,963**	**$ 6,709,338**	**$ 11,355,341**	**$ 18,064,679**	**$ 6,903,870**	**$ 11,838,343**
894										
895	**Total Administrative & General Expenses**			**$ 43,116,617**	**$ 42,238,636**	**$ (892,231)**	**$ 44,670,327**	**$ 43,778,096**	**$ (918,101)**	**$ 49,551,989**
896										
897	**Total Operations and Maintenance Expenses**			**$ 85,549,541**	**$ 102,514,954**	**$ 17,240,766**	**$ 87,422,343**	**$ 104,663,109**	**$ 17,740,647**	**$ 97,386,194**

NMGC Exhibit ECB-5
Page 72 of 596

NEW MEXICO GAS COMPANY, INC.

Operation and Maintenance Summary
Base Period - 12 Months Ending March 31, 2023
Future Test Year - 12 Months Ending September 30, 2025

	A	B	C	AC	AD	AE	AF	AG	AH
2		Rule 630 Schedule or Workpaper Reference:		Column AA + Column AB		Column AC - Column R			
3	Description	Account Name	FERC Acct	Future Test Year Ending 9/30/2025		Adjusted Base and Test Periods Variance - $	Test Period to Adjusted Base Period Variance - %		Explanation for cost drivers resulting in material change
869	A_6730030-Utilities-Telecom	General Advertising/Misc. General Expenses	930.2	$ 2,273,350		$ 181,592	9%		Non-labor escalation. See WP 1 OM Inputs - Gen Tax
870	A_6790030-Director's Expenses	General Advertising/Misc. General Expenses	930.2	$ 327,192		$ (135,826)	-29%		Board of Director Costs. See WP 4 OM Separately Forecasted
871	A_6790050-Defd Compensation	General Advertising/Misc. General Expenses	930.2	$ 137,500		$ 253,337	-219%		Board of Director Costs. See WP 4 OM Separately Forecasted
872	A_6790101-Fees-Bank	General Advertising/Misc. General Expenses	930.2	$ 253,632		$ 120,244	90%		Non-interest revolver adjustment. See WP OM Separately Forecasted
873	A_6790103-Fees-Registration	General Advertising/Misc. General Expenses	930.2	$ 1,054		$ 84	9%		
874	A_6790199-Fees-Miscellaneous	General Advertising/Misc. General Expenses	930.2	$ 0		$ 0	9%		
875	A_6790210-Permitting	General Advertising/Misc. General Expenses	930.2	$ 1,785		$ 143	9%		
876	A_6790230-Postage Ship Courier	General Advertising/Misc. General Expenses	930.2	$ 40,200		$ 3,211	9%		
877	A_6790321-Stores Allocation	General Advertising/Misc. General Expenses	930.2	$ 543		$ 43	9%		
878	A_6790322-Small Tools Alloc	General Advertising/Misc. General Expenses	930.2	$ 154		$ 12	9%		
879	A_6790704-IC Corp Services	General Advertising/Misc. General Expenses	930.2	$ 1,869,913		$ 1,193,035	176%		Shared service costs. See WP OM 4 Separately Forecasted
880	A_6790709-IC Asset Usage Fee	General Advertising/Misc. General Expenses	930.2	$ 1,204,571		$ (293,117)	-20%		Shared service costs. See WP OM 4 Separately Forecasted
881	A_6790800-Other Oper-Misc	General Advertising/Misc. General Expenses	930.2	$ 92,369		$ 7,378	9%		
882	A_6798999-1001/6798999	General Advertising/Misc. General Expenses	930.2	$ (0)		$ (0)	9%		
883	A_8900170-FICO Recon TOTI	General Advertising/Misc. General Expenses	930.2	$ -		$ (27,061)	-100%		
884	A_8903001-FICO Rec Enrg Alloc	General Advertising/Misc. General Expenses	930.2	$ 2,145,396		$ (359,661)	-14%		Shared service costs. See WP OM 4 Separately Forecasted
885	A_8903002-FICO Rec IT Alloc	General Advertising/Misc. General Expenses	930.2	$ 4,718,920		$ 42,151	1%		Shared service costs. See WP OM 4 Separately Forecasted
886	A_8903003-FICO Rec Telec Alloc	General Advertising/Misc. General Expenses	930.2	$ 423,522		$ 394,075	1338%		Shared service costs. See WP OM 4 Separately Forecasted
887	A_8903005-FICO Rec HR Alloc	General Advertising/Misc. General Expenses	930.2	$ 343,592		$ (74,610)	-18%		
888	A_8903007-FICO Rec Proc Alloc	General Advertising/Misc. General Expenses	930.2	$ 50,385		$ (24,035)	-32%		
889	A_8903008-FICO Rec HR ER Alloc	General Advertising/Misc. General Expenses	930.2	$ 97,046		$ 56,917	142%		
890	A_8903009-FICO Rec EM Alloc	General Advertising/Misc. General Expenses	930.2	$ 15,422		$ (84,820)	-85%		
891	A_8903011-FICO Rec AP Alloc	General Advertising/Misc. General Expenses	930.2	$ 181,310		$ (11,344)	-6%		
892	A_8903012-FICO Rec Claim Alloc	General Advertising/Misc. General Expenses	930.2	$ 11,344		$ 3,976	54%		
893	**Total Administrative & General Maintenance Expenses**			**$ 18,742,212**		**$ 1,612,428**	**9%**		
894									
895	**Total Administrative & General Expenses**			**$ 48,633,889**		**$ 6,859,559**	**16%**		
896									
897	**Total Operations and Maintenance Expenses**			**$ 115,126,841**		**$ 15,393,797**	**15%**		

NMGC Exhibit ECB-5
Page 73 of 596

NEW MEXICO GAS COMPANY, INC.

Base Period Adjustment
Base Period - 12 Months Ending March 31, 2023
Future Test Year - 12 Months Ending September 30, 2025

	A	B	C	D	E	F	G	H	I	J	K	L
3	Description	Account Name	FERC Acct	Removal of Rate Rider 4 Activity	Base Period Merit Normalization	Base Period Vacancy Normalization (1)	Normalize Short-Term Incentive Compensation	Remove Long-Term Incentive Compensation and Deferred Compensation	Remove Severance and Intercompany Labor	Normalize 401K for Labor Adjustments	Remove Lobbying Expense	Remove Base Period Rate Case Expenses (2)
4												
5	**Other Gas Supply Operations:**											
6	A_6300100-Cost of Natural Gas	Natural Gas Gasoline Plant Outlet Purchases	802	(226,880,279)	-	-						
7	A_6300100-Cost of Natural Gas	Natural Gas Transmission Line Purchases	803	(114,033,223)	-	-						
8	A_6100080-Consultants-Other	Natural Gas Transmission Line Purchases	803	(307,558)	-	-						
9	A_6100190-Software Maintenance	Natural Gas Transmission Line Purchases	803	-	-	-						
10	A_6790230-Postage Ship Courier	Natural Gas Transmission Line Purchases	803	(64)	-	-						
11	A_6300100-Cost of Natural Gas	Natural Gas City Gate Purchases	804	(3,498,867)	-	-						
12	A_6400100-M&S OS Purchases	Natural Gas City Gate Purchases	804	(16)	-	-						
13	A_6790321-Stores Allocation	Natural Gas City Gate Purchases	804	(1)	-	-						
14	A_6790322-Small Tools Alloc	Natural Gas City Gate Purchases	804	(1)	-	-						
15	A_6300000-1001/S6300000	Other Gas Purchases	805.1	(63,567,027)	-	-						
16	A_6300100-Cost of Natural Gas	Exchange Gas	806	506,148	-	-						
17	A_6300100-Cost of Natural Gas	Gas Withdrawn From Storage - Debit	808.1	(7,772,166)	-	-						
18	A_6300100-Cost of Natural Gas	Gas Delivered to Storage - Credit	808.2	7,457,332	-	-						
19	A_6300100-Cost of Natural Gas	Gas Used for Compressor Station Fuel	810	1,425,536	-	-						
20	A_6790800-Other Oper-Misc	Gas Used For Other Utility Operations	812	18,945	-	-						
21	A_6010110-Labor Exempt ST	Other Gas Supply Expenses	813		44,566	64,771						
22	A_6010130-Labor Exempt NonProd	Other Gas Supply Expenses	813		5,354	-						
23	A_6010910-Labor OffCycle Bonus	Other Gas Supply Expenses	813		5,172	-						
24	A_6010990-Labor Seconded Employees	Other Gas Supply Expenses	813		249	-						
25	A_6030010-EE ProfDue Subs Fees	Other Gas Supply Expenses	813		-	-						
26	A_6030040-EE Meals 50% Deduct	Other Gas Supply Expenses	813		-	-						
27	A_6030070-EE Training	Other Gas Supply Expenses	813		-	-						
28	A_6030080-EE Travel Lodging	Other Gas Supply Expenses	813		-	-						
29	A_6030091-EE Apprec and Gifts	Other Gas Supply Expenses	813		-	-						
30	A_6030800-EE Miscellaneous	Other Gas Supply Expenses	813		-	-						
31	A_6100070-Consultants-Mgmt	Other Gas Supply Expenses	813		-	-						
32	A_6100080-Consultants-Other	Other Gas Supply Expenses	813		-	-						
33	A_6400010-M&S FurnOffEquip	Other Gas Supply Expenses	813		-	-						
34	A_6400020-M&S Gen Office	Other Gas Supply Expenses	813		-	-						
35	A_6790800-Other Oper-Misc	Other Gas Supply Expenses	813		-	-						
36	A_6300100-Cost of Natural Gas	Rents	826	(4,825,333)	-	-						
37	**Total Fuel Related O&M**			**$ (411,476,574)**	**$ 55,340**	**$ 64,771**	**$ -**	**$ -**	**$ -**	**$ -**	**$ -**	**$ -**
38												
39	**Transmission Expenses - Operation:**											
40	A_6010110-Labor Exempt ST	Operation Supervision and Engineering	850		15,244	22,155						
41	A_6010130-Labor Exempt NonProd	Operation Supervision and Engineering	850		3,235	-						
42	A_6010210-Labor NonExm ST	Operation Supervision and Engineering	850		6,006	8,728						
43	A_6010220-Labor NonExm OT	Operation Supervision and Engineering	850		1,688	(6,591)						
44	A_6010230-Labor NonExm NonProd	Operation Supervision and Engineering	850		1,124	-						
45	A_6010910-Labor OffCycle Bonus	Operation Supervision and Engineering	850		34	-						
46	A_6030010-EE ProfDue Subs Fees	Operation Supervision and Engineering	850		-	-						
47	A_6030040-EE Meals 50% Deduct	Operation Supervision and Engineering	850		-	-						
48	A_6030060-EE Shoes Uniforms	Operation Supervision and Engineering	850		-	-						
49	A_6030070-EE Training	Operation Supervision and Engineering	850		-	-						
50	A_6030080-EE Travel Lodging	Operation Supervision and Engineering	850		-	-						
51	A_6030091-EE Apprec and Gifts	Operation Supervision and Engineering	850		-	-						
52	A_6030800-EE Miscellaneous	Operation Supervision and Engineering	850		-	-						
53	A_6100070-Consultants-Mgmt	Operation Supervision and Engineering	850		-	-						
54	A_6100080-Consultants-Other	Operation Supervision and Engineering	850		-	-						

NMGC Exhibit ECB-5
Page 74 of 596

NEW MEXICO GAS COMPANY, INC.

Base Period Adjustment
Base Period - 12 Months Ending March 31, 2023
Future Test Year - 12 Months Ending September 30, 2025

	A	B	C	M	N	O	P	Q	R	S	T	U
3	Description	Account Name	FERC Acct	Normalize A&G Capitalization Load	Base Period Active Medical Expense	Base Period Pension and OPEB	Remove Vacation Accruals	General Insurance Costs	Normalize Bad Debt Expense	Normalize Solar Facility Savings	Normalize COVD-19 Non-Labor Costs and Savings	Total Base Period Adjustments
4												
5	**Other Gas Supply Operations:**											
6	A_6300100-Cost of Natural Gas	Natural Gas Gasoline Plant Outlet Purchases	802									(226,880,279)
7	A_6300100-Cost of Natural Gas	Natural Gas Transmission Line Purchases	803									(114,033,223)
8	A_6100080-Consultants-Other	Natural Gas Transmission Line Purchases	803									(307,558)
9	A_6100190-Software Maintenance	Natural Gas Transmission Line Purchases	803									-
10	A_6790230-Postage Ship Courier	Natural Gas Transmission Line Purchases	803									(64)
11	A_6300100-Cost of Natural Gas	Natural Gas City Gate Purchases	804									(3,498,867)
12	A_6400100-M&S OS Purchases	Natural Gas City Gate Purchases	804									(16)
13	A_6790321-Stores Allocation	Natural Gas City Gate Purchases	804									(1)
14	A_6790322-Small Tools Alloc	Natural Gas City Gate Purchases	804									(1)
15	A_6300000-1001/S6300000	Other Gas Purchases	805.1									(63,567,027)
16	A_6300100-Cost of Natural Gas	Exchange Gas	806									506,148
17	A_6300100-Cost of Natural Gas	Gas Withdrawn From Storage - Debit	808.1									(7,772,166)
18	A_6300100-Cost of Natural Gas	Gas Delivered to Storage - Credit	808.2									7,457,332
19	A_6300100-Cost of Natural Gas	Gas Used for Compressor Station Fuel	810									1,425,536
20	A_6790800-Other Oper-Misc	Gas Used For Other Utility Operations	812									18,945
21	A_6010110-Labor Exempt ST	Other Gas Supply Expenses	813									109,337
22	A_6010130-Labor Exempt NonProd	Other Gas Supply Expenses	813									5,354
23	A_6010910-Labor OffCycle Bonus	Other Gas Supply Expenses	813									5,172
24	A_6010990-Labor Seconded Employees	Other Gas Supply Expenses	813									249
25	A_6030010-EE ProfDue Subs Fees	Other Gas Supply Expenses	813									-
26	A_6030040-EE Meals 50% Deduct	Other Gas Supply Expenses	813									-
27	A_6030070-EE Training	Other Gas Supply Expenses	813									-
28	A_6030080-EE Travel Lodging	Other Gas Supply Expenses	813									-
29	A_6030091-EE Apprec and Gifts	Other Gas Supply Expenses	813									-
30	A_6030800-EE Miscellaneous	Other Gas Supply Expenses	813									-
31	A_6100070-Consultants-Mgmt	Other Gas Supply Expenses	813									-
32	A_6100080-Consultants-Other	Other Gas Supply Expenses	813									-
33	A_6400010-M&S FurnOffEquip	Other Gas Supply Expenses	813									-
34	A_6400020-M&S Gen Office	Other Gas Supply Expenses	813									-
35	A_6790800-Other Oper-Misc	Other Gas Supply Expenses	813									-
36	A_6300100-Cost of Natural Gas	Rents	826									(4,825,333)
37	**Total Fuel Related O&M**			$ -	$ -	$ -	$ -	$ -	$ -	$ -	$ -	$ (411,356,462)
38												
39	**Transmission Expenses - Operation:**											
40	A_6010110-Labor Exempt ST	Operation Supervision and Engineering	850									37,399
41	A_6010130-Labor Exempt NonProd	Operation Supervision and Engineering	850									3,235
42	A_6010210-Labor NonExm ST	Operation Supervision and Engineering	850									14,734
43	A_6010220-Labor NonExm OT	Operation Supervision and Engineering	850									(4,902)
44	A_6010230-Labor NonExm NonProd	Operation Supervision and Engineering	850									1,124
45	A_6010910-Labor OffCycle Bonus	Operation Supervision and Engineering	850									34
46	A_6030010-EE ProfDue Subs Fees	Operation Supervision and Engineering	850									-
47	A_6030040-EE Meals 50% Deduct	Operation Supervision and Engineering	850									-
48	A_6030060-EE Shoes Uniforms	Operation Supervision and Engineering	850									-
49	A_6030070-EE Training	Operation Supervision and Engineering	850									-
50	A_6030080-EE Travel Lodging	Operation Supervision and Engineering	850									-
51	A_6030091-EE Apprec and Gifts	Operation Supervision and Engineering	850									-
52	A_6030800-EE Miscellaneous	Operation Supervision and Engineering	850									-
53	A_6100070-Consultants-Mgmt	Operation Supervision and Engineering	850									-
54	A_6100080-Consultants-Other	Operation Supervision and Engineering	850									-

NMGC Exhibit ECB-5
Page 75 of 596

NEW MEXICO GAS COMPANY, INC.

Base Period Adjustment
Base Period - 12 Months Ending March 31, 2023
Future Test Year - 12 Months Ending September 30, 2025

	A	B	C	D	E	F	G	H	I	J	K	L
3	Description	Account Name	FERC Acct	Removal of Rate Rider 4 Activity	Base Period Merit Normalization	Base Period Vacancy Normalization (1)	Normalize Short-Term Incentive Compensation	Remove Long-Term Incentive Compensation and Deferred Compensation	Remove Severance and Intercompany Labor	Normalize 401K for Labor Adjustments	Remove Lobbying Expense	Remove Base Period Rate Case Expenses (2)
55	A_6100100-Contractor Services	Operation Supervision and Engineering	850		-	-						
56	A_6400020-M&S Gen Office	Operation Supervision and Engineering	850		-	-						
57	A_6400100-M&S OS Purchases	Operation Supervision and Engineering	850		-	-						
58	A_6790320-Fleet Allocation	Operation Supervision and Engineering	850		-	-						
59	A_6790321-Stores Allocation	Operation Supervision and Engineering	850		-	-						
60	A_6790322-Small Tools Alloc	Operation Supervision and Engineering	850		-	-						
61	A_A6010000-1001/A6010000	Operation Supervision and Engineering	850		(58)	-						
62	A_R6010000-1001/R6010000	Operation Supervision and Engineering	850		(26)	-						
63	A_6018999-Labor Exp Reclass	Operation Supervision and Engineering	850		(1,952)	-						
64	A_6400080-M&S Vehicle Fuel	Operation Supervision and Engineering	850		-	-						
65	A_6400500-M&S Parts	Operation Supervision and Engineering	850		-	-						
66	A_6500010-Transport-Vehicle	Operation Supervision and Engineering	850		-	-						
67	A_6790230-Postage Ship Courier	Operation Supervision and Engineering	850		-	-						
68	A_6790800-Other Oper-Misc	Operation Supervision and Engineering	850		-	-						
69	A_6010110-Labor Exempt ST	System Control and Load Dispatching	851		27,829	40,446						
70	A_6010130-Labor Exempt NonProd	System Control and Load Dispatching	851		6,505	-						
71	A_6010210-Labor NonExm ST	System Control and Load Dispatching	851		25,396	36,911						
72	A_6010220-Labor NonExm OT	System Control and Load Dispatching	851		7,647	(29,852)						
73	A_6010230-Labor NonExm NonProd	System Control and Load Dispatching	851		3,920	-						
74	A_6010910-Labor OffCycle Bonus	System Control and Load Dispatching	851		419	-						
75	A_6030010-EE ProfDue Subs Fees	System Control and Load Dispatching	851		-	-						
76	A_6030040-EE Meals 50% Deduct	System Control and Load Dispatching	851		-	-						
77	A_6030070-EE Training	System Control and Load Dispatching	851		-	-						
78	A_6030080-EE Travel Lodging	System Control and Load Dispatching	851		-	-						
79	A_6030091-EE Apprec and Gifts	System Control and Load Dispatching	851		-	-						
80	A_6030800-EE Miscellaneous	System Control and Load Dispatching	851		-	-						
81	A_6100070-Consultants-Mgmt	System Control and Load Dispatching	851		-	-						
82	A_6400020-M&S Gen Office	System Control and Load Dispatching	851		-	-						
83	A_A6010000-1001/A6010000	System Control and Load Dispatching	851		891	-						
84	A_6018999-Labor Exp Reclass	System Control and Load Dispatching	851		(109)	-						
85	A_6010110-Labor Exempt ST	Compressor Station Labor and Expenses	853		1,154	1,677						
86	A_6010130-Labor Exempt NonProd	Compressor Station Labor and Expenses	853		177	-						
87	A_6010210-Labor NonExm ST	Compressor Station Labor and Expenses	853		2,814	4,090						
88	A_6010220-Labor NonExm OT	Compressor Station Labor and Expenses	853		836	(3,265)						
89	A_6010230-Labor NonExm NonProd	Compressor Station Labor and Expenses	853		636	-						
90	A_6010910-Labor OffCycle Bonus	Compressor Station Labor and Expenses	853		23	-						
91	A_6030010-EE ProfDue Subs Fees	Compressor Station Labor and Expenses	853		-	-						
92	A_6030040-EE Meals 50% Deduct	Compressor Station Labor and Expenses	853		-	-						
93	A_6030060-EE Shoes Uniforms	Compressor Station Labor and Expenses	853		-	-						
94	A_6030070-EE Training	Compressor Station Labor and Expenses	853		-	-						
95	A_6030091-EE Apprec and Gifts	Compressor Station Labor and Expenses	853		-	-						
96	A_6030800-EE Miscellaneous	Compressor Station Labor and Expenses	853		-	-						
97	A_6100070-Consultants-Mgmt	Compressor Station Labor and Expenses	853		-	-						
98	A_6790320-Fleet Allocation	Compressor Station Labor and Expenses	853		-	-						
99	A_6300100-Cost of Natural Gas	Gas for Compressor Station Fuel	854	(1,425,536)	-	-						
100	A_6030010-EE ProfDue Subs Fees	Other Fuel and Power for Compressor Stations	855	(784)	-	-						
101	A_6300100-Cost of Natural Gas	Other Fuel and Power for Compressor Stations	855	(89,046)	-	-						
102	A_6010110-Labor Exempt ST	Mains Expenses	856		711	1,034						
103	A_6010130-Labor Exempt NonProd	Mains Expenses	856		246	-						
104	A_6010210-Labor NonExm ST	Mains Expenses	856		3,955	5,749						
105	A_6010220-Labor NonExm OT	Mains Expenses	856		1,229	(4,799)						

NMGC Exhibit ECB-5
Page 76 of 596

NEW MEXICO GAS COMPANY, INC.

Base Period Adjustment
Base Period - 12 Months Ending March 31, 2023
Future Test Year - 12 Months Ending September 30, 2025

	A	B	C	M	N	O	P	Q	R	S	T	U
3	Description	Account Name	FERC Acct	Normalize A&G Capitalization Load	Base Period Active Medical Expense	Base Period Pension and OPEB	Remove Vacation Accruals	General Insurance Costs	Normalize Bad Debt Expense	Normalize Solar Facility Savings	Normalize COVD-19 Non-Labor Costs and Savings	Total Base Period Adjustments
55	A_6100100-Contractor Services	Operation Supervision and Engineering	850									-
56	A_6400020-M&S Gen Office	Operation Supervision and Engineering	850									-
57	A_6400100-M&S OS Purchases	Operation Supervision and Engineering	850									-
58	A_6790320-Fleet Allocation	Operation Supervision and Engineering	850									-
59	A_6790321-Stores Allocation	Operation Supervision and Engineering	850									-
60	A_6790322-Small Tools Alloc	Operation Supervision and Engineering	850									-
61	A_A6010000-1001/A6010000	Operation Supervision and Engineering	850									(58)
62	A_R6010000-1001/R6010000	Operation Supervision and Engineering	850									(26)
63	A_6018999-Labor Exp Reclass	Operation Supervision and Engineering	850									(1,952)
64	A_6400080-M&S Vehicle Fuel	Operation Supervision and Engineering	850									-
65	A_6400500-M&S Parts	Operation Supervision and Engineering	850									-
66	A_6500010-Transport-Vehicle	Operation Supervision and Engineering	850									-
67	A_6790230-Postage Ship Courier	Operation Supervision and Engineering	850									-
68	A_6790800-Other Oper-Misc	Operation Supervision and Engineering	850									-
69	A_6010110-Labor Exempt ST	System Control and Load Dispatching	851									68,275
70	A_6010130-Labor Exempt NonProd	System Control and Load Dispatching	851									6,505
71	A_6010210-Labor NonExm ST	System Control and Load Dispatching	851									62,307
72	A_6010220-Labor NonExm OT	System Control and Load Dispatching	851									(22,204)
73	A_6010230-Labor NonExm NonProd	System Control and Load Dispatching	851									3,920
74	A_6010910-Labor OffCycle Bonus	System Control and Load Dispatching	851									419
75	A_6030010-EE ProfDue Subs Fees	System Control and Load Dispatching	851									-
76	A_6030040-EE Meals 50% Deduct	System Control and Load Dispatching	851									-
77	A_6030070-EE Training	System Control and Load Dispatching	851									-
78	A_6030080-EE Travel Lodging	System Control and Load Dispatching	851									-
79	A_6030091-EE Apprec and Gifts	System Control and Load Dispatching	851									-
80	A_6030800-EE Miscellaneous	System Control and Load Dispatching	851									-
81	A_6100070-Consultants-Mgmt	System Control and Load Dispatching	851									-
82	A_6400020-M&S Gen Office	System Control and Load Dispatching	851									-
83	A_A6010000-1001/A6010000	System Control and Load Dispatching	851									891
84	A_6018999-Labor Exp Reclass	System Control and Load Dispatching	851									(109)
85	A_6010110-Labor Exempt ST	Compressor Station Labor and Expenses	853									2,831
86	A_6010130-Labor Exempt NonProd	Compressor Station Labor and Expenses	853									177
87	A_6010210-Labor NonExm ST	Compressor Station Labor and Expenses	853									6,904
88	A_6010220-Labor NonExm OT	Compressor Station Labor and Expenses	853									(2,428)
89	A_6010230-Labor NonExm NonProd	Compressor Station Labor and Expenses	853									636
90	A_6010910-Labor OffCycle Bonus	Compressor Station Labor and Expenses	853									23
91	A_6030010-EE ProfDue Subs Fees	Compressor Station Labor and Expenses	853									-
92	A_6030040-EE Meals 50% Deduct	Compressor Station Labor and Expenses	853									-
93	A_6030060-EE Shoes Uniforms	Compressor Station Labor and Expenses	853									-
94	A_6030070-EE Training	Compressor Station Labor and Expenses	853									-
95	A_6030091-EE Apprec and Gifts	Compressor Station Labor and Expenses	853									-
96	A_6030800-EE Miscellaneous	Compressor Station Labor and Expenses	853									-
97	A_6100070-Consultants-Mgmt	Compressor Station Labor and Expenses	853									-
98	A_6790320-Fleet Allocation	Compressor Station Labor and Expenses	853									-
99	A_6300100-Cost of Natural Gas	Gas for Compressor Station Fuel	854									(1,425,536)
100	A_6030010-EE ProfDue Subs Fees	Other Fuel and Power for Compressor Stations	855									(784)
101	A_6300100-Cost of Natural Gas	Other Fuel and Power for Compressor Stations	855									(89,046)
102	A_6010110-Labor Exempt ST	Mains Expenses	856									1,745
103	A_6010130-Labor Exempt NonProd	Mains Expenses	856									246
104	A_6010210-Labor NonExm ST	Mains Expenses	856									9,704
105	A_6010220-Labor NonExm OT	Mains Expenses	856									(3,569)

23-00255-UT-2023-09-14-NMGC-2023-Rate-Case

NMGC Exhibit ECB-5
Page 77 of 596

NEW MEXICO GAS COMPANY, INC.

Base Period Adjustment
Base Period - 12 Months Ending March 31, 2023
Future Test Year - 12 Months Ending September 30, 2025

	A	B	C	D	E	F	G	H	I	J	K	L
3	Description	Account Name	FERC Acct	Removal of Rate Rider 4 Activity	Base Period Merit Normalization	Base Period Vacancy Normalization (1)	Normalize Short-Term Incentive Compensation	Remove Long-Term Incentive Compensation and Deferred Compensation	Remove Severance and Intercompany Labor	Normalize 401K for Labor Adjustments	Remove Lobbying Expense	Remove Base Period Rate Case Expenses (2)
106	A_6010230-Labor NonExm NonProd	Mains Expenses	856		977	-						
107	A_6010910-Labor OffCycle Bonus	Mains Expenses	856		6	-						
108	A_6030010-EE ProfDue Subs Fees	Mains Expenses	856		-	-						
109	A_6030040-EE Meals 50% Deduct	Mains Expenses	856		-	-						
110	A_6030060-EE Shoes Uniforms	Mains Expenses	856		-	-						
111	A_6030070-EE Training	Mains Expenses	856		-	-						
112	A_6030080-EE Travel Lodging	Mains Expenses	856		-	-						
113	A_6030800-EE Miscellaneous	Mains Expenses	856		-	-						
114	A_6100070-Consultants-Mgmt	Mains Expenses	856		-	-						
115	A_6100080-Consultants-Other	Mains Expenses	856		-	-						
116	A_6100100-Contractor Services	Mains Expenses	856		-	-						
117	A_6400100-M&S OS Purchases	Mains Expenses	856		-	-						
118	A_6400500-M&S Parts	Mains Expenses	856		-	-						
119	A_6401000-M&S Inven Issue	Mains Expenses	856		-	-						
120	A_6790230-Postage Ship Courier	Mains Expenses	856		-	-						
121	A_6790320-Fleet Allocation	Mains Expenses	856		-	-						
122	A_6790321-Stores Allocation	Mains Expenses	856		-	-						
123	A_6790322-Small Tools Alloc	Mains Expenses	856		-	-						
124	A_6790800-Other Oper-Misc	Mains Expenses	856		-	-						
125	A_A6010000-1001/A6010000	Mains Expenses	856		16	-						
126	A_R6010000-1001/R6010000	Mains Expenses	856		0	-						
127	A_6018999-Labor Exp Reclass	Mains Expenses	856		220	-						
128	A_6030050-EE Mileage	Mains Expenses	856		-	-						
129	A_6100040-Consultants-Engineer	Mains Expenses	856		-	-						
130	A_6108999-OutSvc Exp Reclass	Mains Expenses	856		-	-						
131	A_6500010-Transport-Vehicle	Mains Expenses	856		-	-						
132	A_6790210-Permitting	Mains Expenses	856		-	-						
133	A_6010110-Labor Exempt ST	Measuring and Regulating Station Expenses	857		63	92						
134	A_6010130-Labor Exempt NonProd	Measuring and Regulating Station Expenses	857		11	-						
135	A_6010210-Labor NonExm ST	Measuring and Regulating Station Expenses	857		445	646						
136	A_6010220-Labor NonExm OT	Measuring and Regulating Station Expenses	857		92	(361)						
137	A_6010230-Labor NonExm NonProd	Measuring and Regulating Station Expenses	857		64	-						
138	A_6010910-Labor OffCycle Bonus	Measuring and Regulating Station Expenses	857		0	-						
139	A_6030040-EE Meals 50% Deduct	Measuring and Regulating Station Expenses	857		-	-						
140	A_6030060-EE Shoes Uniforms	Measuring and Regulating Station Expenses	857		-	-						
141	A_6030070-EE Training	Measuring and Regulating Station Expenses	857		-	-						
142	A_6030080-EE Travel Lodging	Measuring and Regulating Station Expenses	857		-	-						
143	A_6030091-EE Apprec and Gifts	Measuring and Regulating Station Expenses	857		-	-						
144	A_6030800-EE Miscellaneous	Measuring and Regulating Station Expenses	857		-	-						
145	A_6100070-Consultants-Mgmt	Measuring and Regulating Station Expenses	857		-	-						
146	A_6100080-Consultants-Other	Measuring and Regulating Station Expenses	857		-	-						
147	A_6100100-Contractor Services	Measuring and Regulating Station Expenses	857		-	-						
148	A_6400080-M&S Vehicle Fuel	Measuring and Regulating Station Expenses	857		-	-						
149	A_6400100-M&S OS Purchases	Measuring and Regulating Station Expenses	857		-	-						
150	A_6400500-M&S Parts	Measuring and Regulating Station Expenses	857		-	-						
151	A_6400510-M&S Small Tools	Measuring and Regulating Station Expenses	857		-	-						
152	A_6401000-M&S Inven Issue	Measuring and Regulating Station Expenses	857		-	-						
153	A_6720020-LTLease-NonOffEquip	Measuring and Regulating Station Expenses	857		-	-						
154	A_6790199-Fees-Miscellaneous	Measuring and Regulating Station Expenses	857		-	-						
155	A_6790230-Postage Ship Courier	Measuring and Regulating Station Expenses	857		-	-						
156	A_6790320-Fleet Allocation	Measuring and Regulating Station Expenses	857		-	-						

NMGC Exhibit ECB-5
Page 78 of 596

NEW MEXICO GAS COMPANY, INC.

Base Period Adjustment
Base Period - 12 Months Ending March 31, 2023
Future Test Year - 12 Months Ending September 30, 2025

	A	B	C	M	N	O	P	Q	R	S	T	U
3	Description	Account Name	FERC Acct	Normalize A&G Capitalization Load	Base Period Active Medical Expense	Base Period Pension and OPEB	Remove Vacation Accruals	General Insurance Costs	Normalize Bad Debt Expense	Normalize Solar Facility Savings	Normalize COVD-19 Non-Labor Costs and Savings	Total Base Period Adjustments
106	A_6010230-Labor NonExm NonProd	Mains Expenses	856									977
107	A_6010910-Labor OffCycle Bonus	Mains Expenses	856									6
108	A_6030010-EE ProfDue Subs Fees	Mains Expenses	856									-
109	A_6030040-EE Meals 50% Deduct	Mains Expenses	856									-
110	A_6030060-EE Shoes Uniforms	Mains Expenses	856									-
111	A_6030070-EE Training	Mains Expenses	856									-
112	A_6030080-EE Travel Lodging	Mains Expenses	856									-
113	A_6030800-EE Miscellaneous	Mains Expenses	856									-
114	A_6100070-Consultants-Mgmt	Mains Expenses	856									-
115	A_6100080-Consultants-Other	Mains Expenses	856									-
116	A_6100100-Contractor Services	Mains Expenses	856									-
117	A_6400100-M&S OS Purchases	Mains Expenses	856									-
118	A_6400500-M&S Parts	Mains Expenses	856									-
119	A_6401000-M&S Inven Issue	Mains Expenses	856									-
120	A_6790230-Postage Ship Courier	Mains Expenses	856									-
121	A_6790320-Fleet Allocation	Mains Expenses	856									-
122	A_6790321-Stores Allocation	Mains Expenses	856									-
123	A_6790322-Small Tools Alloc	Mains Expenses	856									-
124	A_6790800-Other Oper-Misc	Mains Expenses	856									-
125	A_A6010000-1001/A6010000	Mains Expenses	856									16
126	A_R6010000-1001/R6010000	Mains Expenses	856									0
127	A_6018999-Labor Exp Reclass	Mains Expenses	856									220
128	A_6030050-EE Mileage	Mains Expenses	856									-
129	A_6100040-Consultants-Engineer	Mains Expenses	856									-
130	A_6108999-OutSvc Exp Reclass	Mains Expenses	856									-
131	A_6500010-Transport-Vehicle	Mains Expenses	856									-
132	A_6790210-Permitting	Mains Expenses	856									-
133	A_6010110-Labor Exempt ST	Measuring and Regulating Station Expenses	857									156
134	A_6010130-Labor Exempt NonProd	Measuring and Regulating Station Expenses	857									11
135	A_6010210-Labor NonExm ST	Measuring and Regulating Station Expenses	857									1,091
136	A_6010220-Labor NonExm OT	Measuring and Regulating Station Expenses	857									(269)
137	A_6010230-Labor NonExm NonProd	Measuring and Regulating Station Expenses	857									64
138	A_6010910-Labor OffCycle Bonus	Measuring and Regulating Station Expenses	857									0
139	A_6030040-EE Meals 50% Deduct	Measuring and Regulating Station Expenses	857									-
140	A_6030060-EE Shoes Uniforms	Measuring and Regulating Station Expenses	857									-
141	A_6030070-EE Training	Measuring and Regulating Station Expenses	857									-
142	A_6030080-EE Travel Lodging	Measuring and Regulating Station Expenses	857									-
143	A_6030091-EE Apprec and Gifts	Measuring and Regulating Station Expenses	857									-
144	A_6030800-EE Miscellaneous	Measuring and Regulating Station Expenses	857									-
145	A_6100070-Consultants-Mgmt	Measuring and Regulating Station Expenses	857									-
146	A_6100080-Consultants-Other	Measuring and Regulating Station Expenses	857									-
147	A_6100100-Contractor Services	Measuring and Regulating Station Expenses	857									-
148	A_6400080-M&S Vehicle Fuel	Measuring and Regulating Station Expenses	857									-
149	A_6400100-M&S OS Purchases	Measuring and Regulating Station Expenses	857									-
150	A_6400500-M&S Parts	Measuring and Regulating Station Expenses	857									-
151	A_6400510-M&S Small Tools	Measuring and Regulating Station Expenses	857									-
152	A_6401000-M&S Inven Issue	Measuring and Regulating Station Expenses	857									-
153	A_6720020-LTLease-NonOffEquip	Measuring and Regulating Station Expenses	857									-
154	A_6790199-Fees-Miscellaneous	Measuring and Regulating Station Expenses	857									-
155	A_6790230-Postage Ship Courier	Measuring and Regulating Station Expenses	857									-
156	A_6790320-Fleet Allocation	Measuring and Regulating Station Expenses	857									-

NMGC Exhibit ECB-5
Page 79 of 596

NEW MEXICO GAS COMPANY, INC.

Base Period Adjustment
Base Period - 12 Months Ending March 31, 2023
Future Test Year - 12 Months Ending September 30, 2025

	A	B	C	D	E	F	G	H	I	J	K	L
3	Description	Account Name	FERC Acct	Removal of Rate Rider 4 Activity	Base Period Merit Normalization	Base Period Vacancy Normalization (1)	Normalize Short-Term Incentive Compensation	Remove Long-Term Incentive Compensation and Deferred Compensation	Remove Severance and Intercompany Labor	Normalize 401K for Labor Adjustments	Remove Lobbying Expense	Remove Base Period Rate Case Expenses (2)
157	A_6790321-Stores Allocation	Measuring and Regulating Station Expenses	857		-	-						
158	A_6790322-Small Tools Alloc	Measuring and Regulating Station Expenses	857		-	-						
159	A_A6010000-1001/A6010000	Measuring and Regulating Station Expenses	857		0	-						
160	A_6300100-Cost of Natural Gas	Transmission and Compression of Gas by Others	858	31,806,696	-	-						
161	A_6010110-Labor Exempt ST	Other Expenses	859		8,108	11,784						
162	A_6010130-Labor Exempt NonProd	Other Expenses	859		1,192	-						
163	A_6010210-Labor NonExm ST	Other Expenses	859		699	1,015						
164	A_6010230-Labor NonExm NonProd	Other Expenses	859		310	-						
165	A_6030010-EE ProfDue Subs Fees	Other Expenses	859		-	-						
166	A_6030040-EE Meals 50% Deduct	Other Expenses	859		-	-						
167	A_6030060-EE Shoes Uniforms	Other Expenses	859		-	-						
168	A_6030070-EE Training	Other Expenses	859		-	-						
169	A_6030080-EE Travel Lodging	Other Expenses	859		-	-						
170	A_6030091-EE Apprec and Gifts	Other Expenses	859		-	-						
171	A_6030800-EE Miscellaneous	Other Expenses	859		-	-						
172	A_6100070-Consultants-Mgmt	Other Expenses	859		-	-						
173	A_6100080-Consultants-Other	Other Expenses	859		-	-						
174	A_6400020-M&S Gen Office	Other Expenses	859		-	-						
175	A_6500010-Transport-Vehicle	Other Expenses	859		-	-						
176	A_6790199-Fees-Miscellaneous	Other Expenses	859		-	-						
177	A_6790210-Permitting	Other Expenses	859		-	-						
178	A_6790320-Fleet Allocation	Other Expenses	859		-	-						
179	A_6790800-Other Oper-Misc	Other Expenses	859		-	-						
180	A_A6010000-1001/A6010000	Other Expenses	859		158	-						
181	A_6100100-Contractor Services	Other Expenses	859		-	-						
182	A_6400080-M&S Vehicle Fuel	Other Expenses	859		-	-						
183	A_6400100-M&S OS Purchases	Other Expenses	859		-	-						
184	A_6730030-Utilities-Telecom	Other Expenses	859		-	-						
185	A_6790230-Postage Ship Courier	Other Expenses	859		-	-						
186	A_6790321-Stores Allocation	Other Expenses	859		-	-						
187	A_6790322-Small Tools Alloc	Other Expenses	859		-	-						
188	**Total Transmission Operation Expenses**			$ 30,291,330	$ 121,935	$ 89,460	$ -	$ -	$ -	$ -	$ -	$ -
189												
190	**Transmission Expenses - Maintenance:**											
191	A_6790326-Facilities Alloc	Rents	860		-	-						
192	A_6010110-Labor Exempt ST	Maintenance of Mains	863		749	1,088						
193	A_6010130-Labor Exempt NonProd	Maintenance of Mains	863		172	-						
194	A_6010210-Labor NonExm ST	Maintenance of Mains	863		4,511	6,556						
195	A_6010220-Labor NonExm OT	Maintenance of Mains	863		1,251	(4,885)						
196	A_6010230-Labor NonExm NonProd	Maintenance of Mains	863		766	-						
197	A_6010910-Labor OffCycle Bonus	Maintenance of Mains	863		2	-						
198	A_6030010-EE ProfDue Subs Fees	Maintenance of Mains	863		-	-						
199	A_6030040-EE Meals 50% Deduct	Maintenance of Mains	863		-	-						
200	A_6030060-EE Shoes Uniforms	Maintenance of Mains	863		-	-						
201	A_6030070-EE Training	Maintenance of Mains	863		-	-						
202	A_6030091-EE Apprec and Gifts	Maintenance of Mains	863		-	-						
203	A_6030800-EE Miscellaneous	Maintenance of Mains	863		-	-						
204	A_6100070-Consultants-Mgmt	Maintenance of Mains	863		-	-						
205	A_6100080-Consultants-Other	Maintenance of Mains	863		-	-						
206	A_6100100-Contractor Services	Maintenance of Mains	863		-	-						
207	A_6400100-M&S OS Purchases	Maintenance of Mains	863		-	-						

NMGC Exhibit ECB-5
Page 80 of 596

NEW MEXICO GAS COMPANY, INC.

Base Period Adjustment
Base Period - 12 Months Ending March 31, 2023
Future Test Year - 12 Months Ending September 30, 2025

	A	B	C	M	N	O	P	Q	R	S	T	U
3	Description	Account Name	FERC Acct	Normalize A&G Capitalization Load	Base Period Active Medical Expense	Base Period Pension and OPEB	Remove Vacation Accruals	General Insurance Costs	Normalize Bad Debt Expense	Normalize Solar Facility Savings	Normalize COVD-19 Non-Labor Costs and Savings	Total Base Period Adjustments
157	A_6790321-Stores Allocation	Measuring and Regulating Station Expenses	857									-
158	A_6790322-Small Tools Alloc	Measuring and Regulating Station Expenses	857									-
159	A_A6010000-1001/A6010000	Measuring and Regulating Station Expenses	857									0
160	A_6300100-Cost of Natural Gas	Transmission and Compression of Gas by Others	858									31,806,696
161	A_6010110-Labor Exempt ST	Other Expenses	859									19,891
162	A_6010130-Labor Exempt NonProd	Other Expenses	859									1,192
163	A_6010210-Labor NonExm ST	Other Expenses	859									1,714
164	A_6010230-Labor NonExm NonProd	Other Expenses	859									310
165	A_6030010-EE ProfDue Subs Fees	Other Expenses	859									-
166	A_6030040-EE Meals 50% Deduct	Other Expenses	859									-
167	A_6030060-EE Shoes Uniforms	Other Expenses	859									-
168	A_6030070-EE Training	Other Expenses	859									-
169	A_6030080-EE Travel Lodging	Other Expenses	859									-
170	A_6030091-EE Apprec and Gifts	Other Expenses	859									-
171	A_6030800-EE Miscellaneous	Other Expenses	859									-
172	A_6100070-Consultants-Mgmt	Other Expenses	859									-
173	A_6100080-Consultants-Other	Other Expenses	859									-
174	A_6400020-M&S Gen Office	Other Expenses	859									-
175	A_6500010-Transport-Vehicle	Other Expenses	859									-
176	A_6790199-Fees-Miscellaneous	Other Expenses	859									-
177	A_6790210-Permitting	Other Expenses	859									-
178	A_6790320-Fleet Allocation	Other Expenses	859									-
179	A_6790800-Other Oper-Misc	Other Expenses	859									-
180	A_A6010000-1001/A6010000	Other Expenses	859									158
181	A_6100100-Contractor Services	Other Expenses	859									-
182	A_6400080-M&S Vehicle Fuel	Other Expenses	859									-
183	A_6400100-M&S OS Purchases	Other Expenses	859									-
184	A_6730030-Utilities-Telecom	Other Expenses	859									-
185	A_6790230-Postage Ship Courier	Other Expenses	859									-
186	A_6790321-Stores Allocation	Other Expenses	859									-
187	A_6790322-Small Tools Alloc	Other Expenses	859									-
188	**Total Transmission Operation Expenses**			$ -	$ -	$ -	$ -	$ -	$ -	$ -	$ -	$ 30,502,725
189												
190	**Transmission Expenses - Maintenance:**											
191	A_6790326-Facilities Alloc	Rents	860									-
192	A_6010110-Labor Exempt ST	Maintenance of Mains	863									1,837
193	A_6010130-Labor Exempt NonProd	Maintenance of Mains	863									172
194	A_6010210-Labor NonExm ST	Maintenance of Mains	863									11,066
195	A_6010220-Labor NonExm OT	Maintenance of Mains	863									(3,633)
196	A_6010230-Labor NonExm NonProd	Maintenance of Mains	863									766
197	A_6010910-Labor OffCycle Bonus	Maintenance of Mains	863									2
198	A_6030010-EE ProfDue Subs Fees	Maintenance of Mains	863									-
199	A_6030040-EE Meals 50% Deduct	Maintenance of Mains	863									-
200	A_6030060-EE Shoes Uniforms	Maintenance of Mains	863									-
201	A_6030070-EE Training	Maintenance of Mains	863									-
202	A_6030091-EE Apprec and Gifts	Maintenance of Mains	863									-
203	A_6030800-EE Miscellaneous	Maintenance of Mains	863									-
204	A_6100070-Consultants-Mgmt	Maintenance of Mains	863									-
205	A_6100080-Consultants-Other	Maintenance of Mains	863									-
206	A_6100100-Contractor Services	Maintenance of Mains	863									-
207	A_6400100-M&S OS Purchases	Maintenance of Mains	863									-

NMGC Exhibit ECB-5
Page 81 of 596

NEW MEXICO GAS COMPANY, INC.

Base Period Adjustment
Base Period - 12 Months Ending March 31, 2023
Future Test Year - 12 Months Ending September 30, 2025

	A	B	C	D	E	F	G	H	I	J	K	L
3	Description	Account Name	FERC Acct	Removal of Rate Rider 4 Activity	Base Period Merit Normalization	Base Period Vacancy Normalization (1)	Normalize Short-Term Incentive Compensation	Remove Long-Term Incentive Compensation and Deferred Compensation	Remove Severance and Intercompany Labor	Normalize 401K for Labor Adjustments	Remove Lobbying Expense	Remove Base Period Rate Case Expenses (2)
208	A_6400500-M&S Parts	Maintenance of Mains	863		-	-						
209	A_6400510-M&S Small Tools	Maintenance of Mains	863		-	-						
210	A_6401000-M&S Inven Issue	Maintenance of Mains	863		-	-						
211	A_6790320-Fleet Allocation	Maintenance of Mains	863		-	-						
212	A_6790321-Stores Allocation	Maintenance of Mains	863		-	-						
213	A_6790322-Small Tools Alloc	Maintenance of Mains	863		-	-						
214	A_6010000-1001/A6010000	Maintenance of Mains	863		(22)	-						
215	A_6010010-1001/R6010010	Maintenance of Mains	863		(34)	-						
216	A_6500010-Transport-Vehicle	Maintenance of Mains	863		-	-						
217	A_6710060-ST Rent-Vehicle	Maintenance of Mains	863		-	-						
218	A_6010110-Labor Exempt ST	Maintenance of Compressor Station Equipment	864		4,356	6,332						
219	A_6010130-Labor Exempt NonProd	Maintenance of Compressor Station Equipment	864		840	-						
220	A_6010210-Labor NonExm ST	Maintenance of Compressor Station Equipment	864		11,380	16,540						
221	A_6010220-Labor NonExm OT	Maintenance of Compressor Station Equipment	864		3,322	(12,969)						
222	A_6010230-Labor NonExm NonProd	Maintenance of Compressor Station Equipment	864		2,349	-						
223	A_6010910-Labor OffCycle Bonus	Maintenance of Compressor Station Equipment	864		60	-						
224	A_6030010-EE ProfDue Subs Fees	Maintenance of Compressor Station Equipment	864		-	-						
225	A_6030040-EE Meals 50% Deduct	Maintenance of Compressor Station Equipment	864		-	-						
226	A_6030060-EE Shoes Uniforms	Maintenance of Compressor Station Equipment	864		-	-						
227	A_6030070-EE Training	Maintenance of Compressor Station Equipment	864		-	-						
228	A_6030080-EE Travel Lodging	Maintenance of Compressor Station Equipment	864		-	-						
229	A_6030091-EE Apprec and Gifts	Maintenance of Compressor Station Equipment	864		-	-						
230	A_6030800-EE Miscellaneous	Maintenance of Compressor Station Equipment	864		-	-						
231	A_6100040-Consultants-Engineer	Maintenance of Compressor Station Equipment	864		-	-						
232	A_6100070-Consultants-Mgmt	Maintenance of Compressor Station Equipment	864		-	-						
233	A_6100080-Consultants-Other	Maintenance of Compressor Station Equipment	864		-	-						
234	A_6100100-Contractor Services	Maintenance of Compressor Station Equipment	864		-	-						
235	A_6400020-M&S Gen Office	Maintenance of Compressor Station Equipment	864		-	-						
236	A_6400050-M&S Lubricants	Maintenance of Compressor Station Equipment	864		-	-						
237	A_6400080-M&S Vehicle Fuel	Maintenance of Compressor Station Equipment	864		-	-						
238	A_6400100-M&S OS Purchases	Maintenance of Compressor Station Equipment	864		-	-						
239	A_6400510-M&S Small Tools	Maintenance of Compressor Station Equipment	864		-	-						
240	A_6500010-Transport-Vehicle	Maintenance of Compressor Station Equipment	864		-	-						
241	A_6730030-Utilities-Telecom	Maintenance of Compressor Station Equipment	864		-	-						
242	A_6790230-Postage Ship Courier	Maintenance of Compressor Station Equipment	864		-	-						
243	A_6790320-Fleet Allocation	Maintenance of Compressor Station Equipment	864		-	-						
244	A_6790321-Stores Allocation	Maintenance of Compressor Station Equipment	864		-	-						
245	A_6790322-Small Tools Alloc	Maintenance of Compressor Station Equipment	864		-	-						
246	A_6010000-1001/A6010000	Maintenance of Compressor Station Equipment	864		0	-						
247	A_6010010-1001/R6010010	Maintenance of Compressor Station Equipment	864		0	-						
248	A_6400010-M&S FurnOffEquip	Maintenance of Compressor Station Equipment	864		-	-						
249	A_6790210-Permitting	Maintenance of Compressor Station Equipment	864		-	-						
250	A_6010000-1001/A6010000	Maintenance of Measuring and Regulating Station Equipment	865		11	-						
251	A_6010010-1001/R6010010	Maintenance of Measuring and Regulating Station Equipment	865		0	-						
252	A_6010110-Labor Exempt ST	Maintenance of Measuring and Regulating Station Equipment	865		882	1,282						
253	A_6010130-Labor Exempt NonProd	Maintenance of Measuring and Regulating Station Equipment	865		285	-						
254	A_6010210-Labor NonExm ST	Maintenance of Measuring and Regulating Station Equipment	865		5,427	7,888						
255	A_6010220-Labor NonExm OT	Maintenance of Measuring and Regulating Station Equipment	865		1,831	(7,146)						
256	A_6010230-Labor NonExm NonProd	Maintenance of Measuring and Regulating Station Equipment	865		1,078	-						
257	A_6010910-Labor OffCycle Bonus	Maintenance of Measuring and Regulating Station Equipment	865		1	-						
258	A_6030010-EE ProfDue Subs Fees	Maintenance of Measuring and Regulating Station Equipment	865		-	-						

23-00255-UT-2023-09-14-NMGC-2023-Rate-Case

NMGC Exhibit ECB-5
Page 82 of 596

NEW MEXICO GAS COMPANY, INC.

Base Period Adjustment
Base Period - 12 Months Ending March 31, 2023
Future Test Year - 12 Months Ending September 30, 2025

	A	B	C	M	N	O	P	Q	R	S	T	U
3	Description	Account Name	FERC Acct	Normalize A&G Capitalization Load	Base Period Active Medical Expense	Base Period Pension and OPEB	Remove Vacation Accruals	General Insurance Costs	Normalize Bad Debt Expense	Normalize Solar Facility Savings	Normalize COVD-19 Non-Labor Costs and Savings	Total Base Period Adjustments
208	A_6400500-M&S Parts	Maintenance of Mains	863									-
209	A_6400510-M&S Small Tools	Maintenance of Mains	863									-
210	A_6401000-M&S Inven Issue	Maintenance of Mains	863									-
211	A_6790320-Fleet Allocation	Maintenance of Mains	863									-
212	A_6790321-Stores Allocation	Maintenance of Mains	863									-
213	A_6790322-Small Tools Alloc	Maintenance of Mains	863									-
214	A_6010000-1001/A6010000	Maintenance of Mains	863									(22)
215	A_6010010-1001/R6010010	Maintenance of Mains	863									(34)
216	A_6500010-Transport-Vehicle	Maintenance of Mains	863									-
217	A_6710060-ST Rent-Vehicle	Maintenance of Mains	863									-
218	A_6010110-Labor Exempt ST	Maintenance of Compressor Station Equipment	864									10,688
219	A_6010130-Labor Exempt NonProd	Maintenance of Compressor Station Equipment	864									840
220	A_6010210-Labor NonExm ST	Maintenance of Compressor Station Equipment	864									27,920
221	A_6010220-Labor NonExm OT	Maintenance of Compressor Station Equipment	864									(9,647)
222	A_6010230-Labor NonExm NonProd	Maintenance of Compressor Station Equipment	864									2,349
223	A_6010910-Labor OffCycle Bonus	Maintenance of Compressor Station Equipment	864									60
224	A_6030010-EE ProfDue Subs Fees	Maintenance of Compressor Station Equipment	864									-
225	A_6030040-EE Meals 50% Deduct	Maintenance of Compressor Station Equipment	864									-
226	A_6030060-EE Shoes Uniforms	Maintenance of Compressor Station Equipment	864									-
227	A_6030070-EE Training	Maintenance of Compressor Station Equipment	864									-
228	A_6030080-EE Travel Lodging	Maintenance of Compressor Station Equipment	864									-
229	A_6030091-EE Apprec and Gifts	Maintenance of Compressor Station Equipment	864									-
230	A_6030800-EE Miscellaneous	Maintenance of Compressor Station Equipment	864									-
231	A_6100040-Consultants-Engineer	Maintenance of Compressor Station Equipment	864									-
232	A_6100070-Consultants-Mgmt	Maintenance of Compressor Station Equipment	864									-
233	A_6100080-Consultants-Other	Maintenance of Compressor Station Equipment	864									-
234	A_6100100-Contractor Services	Maintenance of Compressor Station Equipment	864									-
235	A_6400020-M&S Gen Office	Maintenance of Compressor Station Equipment	864									-
236	A_6400050-M&S Lubricants	Maintenance of Compressor Station Equipment	864									-
237	A_6400080-M&S Vehicle Fuel	Maintenance of Compressor Station Equipment	864									-
238	A_6400100-M&S OS Purchases	Maintenance of Compressor Station Equipment	864									-
239	A_6400510-M&S Small Tools	Maintenance of Compressor Station Equipment	864									-
240	A_6500010-Transport-Vehicle	Maintenance of Compressor Station Equipment	864									-
241	A_6730030-Utilities-Telecom	Maintenance of Compressor Station Equipment	864									-
242	A_6790230-Postage Ship Courier	Maintenance of Compressor Station Equipment	864									-
243	A_6790320-Fleet Allocation	Maintenance of Compressor Station Equipment	864									-
244	A_6790321-Stores Allocation	Maintenance of Compressor Station Equipment	864									-
245	A_6790322-Small Tools Alloc	Maintenance of Compressor Station Equipment	864									-
246	A_6010000-1001/A6010000	Maintenance of Compressor Station Equipment	864									0
247	A_6010010-1001/R6010010	Maintenance of Compressor Station Equipment	864									0
248	A_6400010-M&S FurnOffEquip	Maintenance of Compressor Station Equipment	864									-
249	A_6790210-Permitting	Maintenance of Compressor Station Equipment	864									-
250	A_6010000-1001/A6010000	Maintenance of Measuring and Regulating Station Equipment	865									11
251	A_6010010-1001/R6010010	Maintenance of Measuring and Regulating Station Equipment	865									0
252	A_6010110-Labor Exempt ST	Maintenance of Measuring and Regulating Station Equipment	865									2,165
253	A_6010130-Labor Exempt NonProd	Maintenance of Measuring and Regulating Station Equipment	865									285
254	A_6010210-Labor NonExm ST	Maintenance of Measuring and Regulating Station Equipment	865									13,315
255	A_6010220-Labor NonExm OT	Maintenance of Measuring and Regulating Station Equipment	865									(5,315)
256	A_6010230-Labor NonExm NonProd	Maintenance of Measuring and Regulating Station Equipment	865									1,078
257	A_6010910-Labor OffCycle Bonus	Maintenance of Measuring and Regulating Station Equipment	865									1
258	A_6030010-EE ProfDue Subs Fees	Maintenance of Measuring and Regulating Station Equipment	865									-

NMGC Exhibit ECB-5
Page 83 of 596

NEW MEXICO GAS COMPANY, INC.

Base Period Adjustment
Base Period - 12 Months Ending March 31, 2023
Future Test Year - 12 Months Ending September 30, 2025

	A	B	C	D	E	F	G	H	I	J	K	L
3	Description	Account Name	FERC Acct	Removal of Rate Rider 4 Activity	Base Period Merit Normalization	Base Period Vacancy Normalization (1)	Normalize Short-Term Incentive Compensation	Remove Long-Term Incentive Compensation and Deferred Compensation	Remove Severance and Intercompany Labor	Normalize 401K for Labor Adjustments	Remove Lobbying Expense	Remove Base Period Rate Case Expenses (2)
259	A_6030040-EE Meals 50% Deduct	Maintenance of Measuring and Regulating Station Equipment	865		-	-						
260	A_6030060-EE Shoes Uniforms	Maintenance of Measuring and Regulating Station Equipment	865		-	-						
261	A_6030070-EE Training	Maintenance of Measuring and Regulating Station Equipment	865		-	-						
262	A_6030091-EE Apprec and Gifts	Maintenance of Measuring and Regulating Station Equipment	865		-	-						
263	A_6030800-EE Miscellaneous	Maintenance of Measuring and Regulating Station Equipment	865		-	-						
264	A_6100070-Consultants-Mgmt	Maintenance of Measuring and Regulating Station Equipment	865		-	-						
265	A_6100080-Consultants-Other	Maintenance of Measuring and Regulating Station Equipment	865		-	-						
266	A_6100100-Contractor Services	Maintenance of Measuring and Regulating Station Equipment	865		-	-						
267	A_6400100-M&S OS Purchases	Maintenance of Measuring and Regulating Station Equipment	865		-	-						
268	A_6400500-M&S Parts	Maintenance of Measuring and Regulating Station Equipment	865		-	-						
269	A_6401000-M&S Inven Issue	Maintenance of Measuring and Regulating Station Equipment	865		-	-						
270	A_6790230-Postage Ship Courier	Maintenance of Measuring and Regulating Station Equipment	865		-	-						
271	A_6790320-Fleet Allocation	Maintenance of Measuring and Regulating Station Equipment	865		-	-						
272	A_6790321-Stores Allocation	Maintenance of Measuring and Regulating Station Equipment	865		-	-						
273	A_6790322-Small Tools Alloc	Maintenance of Measuring and Regulating Station Equipment	865		-	-						
274	**Total Transmission Maintenance Expenses**			$ -	$ 39,218	$ 14,685	$ -	$ -	$ -	$ -	$ -	$ -
275												
276	**Total Transmission O&M**			$ 30,291,330	$ 161,154	$ 104,145	$ -	$ -	$ -	$ -	$ -	$ -
277												
278	**Distribution Expenses - Operation:**											
279	A_6010000-1001/A6010000	Operation Supervision and Engineering	870		101	-						
280	A_6010010-1001/R6010000	Operation Supervision and Engineering	870		23	-						
281	A_6010110-Labor Exempt ST	Operation Supervision and Engineering	870		72,731	105,706						
282	A_6010130-Labor Exempt NonProd	Operation Supervision and Engineering	870		16,552	-						
283	A_6010210-Labor NonExm ST	Operation Supervision and Engineering	870		70,862	102,990						
284	A_6010220-Labor NonExm OT	Operation Supervision and Engineering	870		17,504	(68,326)						
285	A_6010230-Labor NonExm NonProd	Operation Supervision and Engineering	870		13,645	-						
286	A_6010400-Labor Severance	Operation Supervision and Engineering	870		-	-			(5,000)			
287	A_6010910-Labor OffCycle Bonus	Operation Supervision and Engineering	870		413	-						
288	A_6030010-EE ProfDue Subs Fees	Operation Supervision and Engineering	870		-	-						
289	A_6030040-EE Meals 50% Deduct	Operation Supervision and Engineering	870		-	-						
290	A_6030050-EE Mileage	Operation Supervision and Engineering	870		-	-						
291	A_6030060-EE Shoes Uniforms	Operation Supervision and Engineering	870		-	-						
292	A_6030070-EE Training	Operation Supervision and Engineering	870		-	-						
293	A_6030080-EE Travel Lodging	Operation Supervision and Engineering	870		-	-						
294	A_6030091-EE Apprec and Gifts	Operation Supervision and Engineering	870		-	-						
295	A_6030800-EE Miscellaneous	Operation Supervision and Engineering	870		-	-						
296	A_6100070-Consultants-Mgmt	Operation Supervision and Engineering	870		-	-						
297	A_6100080-Consultants-Other	Operation Supervision and Engineering	870		-	-						
298	A_6100100-Contractor Services	Operation Supervision and Engineering	870		-	-						
299	A_6100150-Printing	Operation Supervision and Engineering	870		-	-						
300	A_6400010-M&S FurnOffEquip	Operation Supervision and Engineering	870		-	-						
301	A_6400020-M&S Gen Office	Operation Supervision and Engineering	870		-	-						
302	A_6400070-M&S Safety	Operation Supervision and Engineering	870		-	-						
303	A_6400080-M&S Vehicle Fuel	Operation Supervision and Engineering	870		-	-						
304	A_6400100-M&S OS Purchases	Operation Supervision and Engineering	870		-	-						
305	A_6400500-M&S Parts	Operation Supervision and Engineering	870		-	-						
306	A_6400510-M&S Small Tools	Operation Supervision and Engineering	870		-	-						
307	A_6401000-M&S Inven Issue	Operation Supervision and Engineering	870		-	-						
308	A_6500010-Transport-Vehicle	Operation Supervision and Engineering	870		-	-						
309	A_6730030-Utilities-Telecom	Operation Supervision and Engineering	870		-	-						

NMGC Exhibit ECB-5
Page 84 of 596

NEW MEXICO GAS COMPANY, INC.

Base Period Adjustment
Base Period - 12 Months Ending March 31, 2023
Future Test Year - 12 Months Ending September 30, 2025

	A	B	C	M	N	O	P	Q	R	S	T	U
3	Description	Account Name	FERC Acct	Normalize A&G Capitalization Load	Base Period Active Medical Expense	Base Period Pension and OPEB	Remove Vacation Accruals	General Insurance Costs	Normalize Bad Debt Expense	Normalize Solar Facility Savings	Normalize COVD-19 Non-Labor Costs and Savings	Total Base Period Adjustments
259	A_6030040-EE Meals 50% Deduct	Maintenance of Measuring and Regulating Station Equipment	865									-
260	A_6030060-EE Shoes Uniforms	Maintenance of Measuring and Regulating Station Equipment	865									-
261	A_6030070-EE Training	Maintenance of Measuring and Regulating Station Equipment	865									-
262	A_6030091-EE Apprec and Gifts	Maintenance of Measuring and Regulating Station Equipment	865									-
263	A_6030800-EE Miscellaneous	Maintenance of Measuring and Regulating Station Equipment	865									-
264	A_6100070-Consultants-Mgmt	Maintenance of Measuring and Regulating Station Equipment	865									-
265	A_6100080-Consultants-Other	Maintenance of Measuring and Regulating Station Equipment	865									-
266	A_6100100-Contractor Services	Maintenance of Measuring and Regulating Station Equipment	865									-
267	A_6400100-M&S OS Purchases	Maintenance of Measuring and Regulating Station Equipment	865									-
268	A_6400500-M&S Parts	Maintenance of Measuring and Regulating Station Equipment	865									-
269	A_6401000-M&S Inven Issue	Maintenance of Measuring and Regulating Station Equipment	865									-
270	A_6790230-Postage Ship Courier	Maintenance of Measuring and Regulating Station Equipment	865									-
271	A_6790320-Fleet Allocation	Maintenance of Measuring and Regulating Station Equipment	865									-
272	A_6790321-Stores Allocation	Maintenance of Measuring and Regulating Station Equipment	865									-
273	A_6790322-Small Tools Alloc	Maintenance of Measuring and Regulating Station Equipment	865									-
274	**Total Transmission Maintenance Expenses**			$ -	$ -	$ -	$ -	$ -	$ -	$ -	$ -	$ 53,904
275												
276	**Total Transmission O&M**			$ -	$ -	$ -	$ -	$ -	$ -	$ -	$ -	$ 30,556,629
277												
278	**Distribution Expenses - Operation:**											
279	A_6010000-1001/A6010000	Operation Supervision and Engineering	870									101
280	A_6010010-1001/R6010000	Operation Supervision and Engineering	870									23
281	A_6010110-Labor Exempt ST	Operation Supervision and Engineering	870									178,437
282	A_6010130-Labor Exempt NonProd	Operation Supervision and Engineering	870									16,552
283	A_6010210-Labor NonExm ST	Operation Supervision and Engineering	870									173,852
284	A_6010220-Labor NonExm OT	Operation Supervision and Engineering	870									(50,823)
285	A_6010230-Labor NonExm NonProd	Operation Supervision and Engineering	870									13,645
286	A_6010400-Labor Severance	Operation Supervision and Engineering	870									(5,000)
287	A_6010910-Labor OffCycle Bonus	Operation Supervision and Engineering	870									413
288	A_6030010-EE ProfDue Subs Fees	Operation Supervision and Engineering	870									-
289	A_6030040-EE Meals 50% Deduct	Operation Supervision and Engineering	870									-
290	A_6030050-EE Mileage	Operation Supervision and Engineering	870									-
291	A_6030060-EE Shoes Uniforms	Operation Supervision and Engineering	870									-
292	A_6030070-EE Training	Operation Supervision and Engineering	870									-
293	A_6030080-EE Travel Lodging	Operation Supervision and Engineering	870									-
294	A_6030091-EE Apprec and Gifts	Operation Supervision and Engineering	870									-
295	A_6030800-EE Miscellaneous	Operation Supervision and Engineering	870									-
296	A_6100070-Consultants-Mgmt	Operation Supervision and Engineering	870									-
297	A_6100080-Consultants-Other	Operation Supervision and Engineering	870									-
298	A_6100100-Contractor Services	Operation Supervision and Engineering	870									-
299	A_6100150-Printing	Operation Supervision and Engineering	870									-
300	A_6400010-M&S FurnOffEquip	Operation Supervision and Engineering	870									-
301	A_6400020-M&S Gen Office	Operation Supervision and Engineering	870									-
302	A_6400070-M&S Safety	Operation Supervision and Engineering	870									-
303	A_6400080-M&S Vehicle Fuel	Operation Supervision and Engineering	870									-
304	A_6400100-M&S OS Purchases	Operation Supervision and Engineering	870									-
305	A_6400500-M&S Parts	Operation Supervision and Engineering	870									-
306	A_6400510-M&S Small Tools	Operation Supervision and Engineering	870									-
307	A_6401000-M&S Inven Issue	Operation Supervision and Engineering	870									-
308	A_6500010-Transport-Vehicle	Operation Supervision and Engineering	870									-
309	A_6730030-Utilities-Telecom	Operation Supervision and Engineering	870									-

NMGC Exhibit ECB-5
Page 85 of 596

NEW MEXICO GAS COMPANY, INC.

Base Period Adjustment
Base Period - 12 Months Ending March 31, 2023
Future Test Year - 12 Months Ending September 30, 2025

	A	B	C	D	E	F	G	H	I	J	K	L
3	Description	Account Name	FERC Acct	Removal of Rate Rider 4 Activity	Base Period Merit Normalization	Base Period Vacancy Normalization (1)	Normalize Short-Term Incentive Compensation	Remove Long-Term Incentive Compensation and Deferred Compensation	Remove Severance and Intercompany Labor	Normalize 401K for Labor Adjustments	Remove Lobbying Expense	Remove Base Period Rate Case Expenses (2)
310	A_6730800-Utilities-Other	Operation Supervision and Engineering	870		-	-						
311	A_6790199-Fees-Miscellaneous	Operation Supervision and Engineering	870		-	-						
312	A_6790210-Permitting	Operation Supervision and Engineering	870		-	-						
313	A_6790230-Postage Ship Courier	Operation Supervision and Engineering	870		-	-						
314	A_6790320-Fleet Allocation	Operation Supervision and Engineering	870		-	-						
315	A_6790321-Stores Allocation	Operation Supervision and Engineering	870		-	-						
316	A_6790322-Small Tools Alloc	Operation Supervision and Engineering	870		-	-						
317	A_6010000-1001/A6010000	Mains and Services Expenses	874		172	-						
318	A_6010010-1001/R6010000	Mains and Services Expenses	874		25	-						
319	A_6010110-Labor Exempt ST	Mains and Services Expenses	874		13,756	19,992						
320	A_6010130-Labor Exempt NonProd	Mains and Services Expenses	874		3,326	-						
321	A_6010210-Labor NonExm ST	Mains and Services Expenses	874		78,636	114,289						
322	A_6010220-Labor NonExm OT	Mains and Services Expenses	874		21,380	(83,457)						
323	A_6010230-Labor NonExm NonProd	Mains and Services Expenses	874		14,793	-						
324	A_6010910-Labor OffCycle Bonus	Mains and Services Expenses	874		27	-						
325	A_6030010-EE ProfDue Subs Fees	Mains and Services Expenses	874		-	-						
326	A_6030040-EE Meals 50% Deduct	Mains and Services Expenses	874		-	-						
327	A_6030060-EE Shoes Uniforms	Mains and Services Expenses	874		-	-						
328	A_6030070-EE Training	Mains and Services Expenses	874		-	-						
329	A_6030080-EE Travel Lodging	Mains and Services Expenses	874		-	-						
330	A_6030091-EE Apprec and Gifts	Mains and Services Expenses	874		-	-						
331	A_6030800-EE Miscellaneous	Mains and Services Expenses	874		-	-						
332	A_6100070-Consultants-Mgmt	Mains and Services Expenses	874		-	-						
333	A_6100080-Consultants-Other	Mains and Services Expenses	874		-	-						
334	A_6100100-Contractor Services	Mains and Services Expenses	874		-	-						
335	A_6100110-Instrument SvcRepair	Mains and Services Expenses	874		-	-						
336	A_6400010-M&S FurnOffEquip	Mains and Services Expenses	874		-	-						
337	A_6400020-M&S Gen Office	Mains and Services Expenses	874		-	-						
338	A_6400070-M&S Safety	Mains and Services Expenses	874		-	-						
339	A_6400080-M&S Vehicle Fuel	Mains and Services Expenses	874		-	-						
340	A_6400100-M&S OS Purchases	Mains and Services Expenses	874		-	-						
341	A_6400500-M&S Parts	Mains and Services Expenses	874		-	-						
342	A_6400510-M&S Small Tools	Mains and Services Expenses	874		-	-						
343	A_6401000-M&S Inven Issue	Mains and Services Expenses	874		-	-						
344	A_6710060-ST Rent-Vehicle	Mains and Services Expenses	874		-	-						
345	A_6730030-Utilities-Telecom	Mains and Services Expenses	874		-	-						
346	A_6790199-Fees-Miscellaneous	Mains and Services Expenses	874		-	-						
347	A_6790210-Permitting	Mains and Services Expenses	874		-	-						
348	A_6790230-Postage Ship Courier	Mains and Services Expenses	874		-	-						
349	A_6790320-Fleet Allocation	Mains and Services Expenses	874		-	-						
350	A_6790321-Stores Allocation	Mains and Services Expenses	874		-	-						
351	A_6790322-Small Tools Alloc	Mains and Services Expenses	874		-	-						
352	A_6790800-Other Oper-Misc	Mains and Services Expenses	874		-	-						
353	A_7103060-CIAC	Mains and Services Expenses	874		-	-						
354	A_6010000-1001/A6010000	Measuring and Regulating Station Expenses	875		34	-						
355	A_6010010-1001/R6010000	Measuring and Regulating Station Expenses	875		6	-						
356	A_6010110-Labor Exempt ST	Measuring and Regulating Station Expenses	875		4,375	6,359						
357	A_6010130-Labor Exempt NonProd	Measuring and Regulating Station Expenses	875		930	-						
358	A_6010210-Labor NonExm ST	Measuring and Regulating Station Expenses	875		24,404	35,468						
359	A_6010220-Labor NonExm OT	Measuring and Regulating Station Expenses	875		5,167	(20,171)						
360	A_6010230-Labor NonExm NonProd	Measuring and Regulating Station Expenses	875		4,436	-						

NMGC Exhibit ECB-5
Page 86 of 596

NEW MEXICO GAS COMPANY, INC.

Base Period Adjustment
Base Period - 12 Months Ending March 31, 2023
Future Test Year - 12 Months Ending September 30, 2025

	A	B	C	M	N	O	P	Q	R	S	T	U
3	Description	Account Name	FERC Acct	Normalize A&G Capitalization Load	Base Period Active Medical Expense	Base Period Pension and OPEB	Remove Vacation Accruals	General Insurance Costs	Normalize Bad Debt Expense	Normalize Solar Facility Savings	Normalize COVD-19 Non-Labor Costs and Savings	Total Base Period Adjustments
310	A_6730800-Utilities-Other	Operation Supervision and Engineering	870									-
311	A_6790199-Fees-Miscellaneous	Operation Supervision and Engineering	870									-
312	A_6790210-Permitting	Operation Supervision and Engineering	870									-
313	A_6790230-Postage Ship Courier	Operation Supervision and Engineering	870									-
314	A_6790320-Fleet Allocation	Operation Supervision and Engineering	870									-
315	A_6790321-Stores Allocation	Operation Supervision and Engineering	870									-
316	A_6790322-Small Tools Alloc	Operation Supervision and Engineering	870									-
317	A_6010000-1001/A6010000	Mains and Services Expenses	874									172
318	A_6010010-1001/R6010000	Mains and Services Expenses	874									25
319	A_6010110-Labor Exempt ST	Mains and Services Expenses	874									33,748
320	A_6010130-Labor Exempt NonProd	Mains and Services Expenses	874									3,326
321	A_6010210-Labor NonExm ST	Mains and Services Expenses	874									192,925
322	A_6010220-Labor NonExm OT	Mains and Services Expenses	874									(62,077)
323	A_6010230-Labor NonExm NonProd	Mains and Services Expenses	874									14,793
324	A_6010910-Labor OffCycle Bonus	Mains and Services Expenses	874									27
325	A_6030010-EE ProfDue Subs Fees	Mains and Services Expenses	874									-
326	A_6030040-EE Meals 50% Deduct	Mains and Services Expenses	874									-
327	A_6030060-EE Shoes Uniforms	Mains and Services Expenses	874									-
328	A_6030070-EE Training	Mains and Services Expenses	874									-
329	A_6030080-EE Travel Lodging	Mains and Services Expenses	874									-
330	A_6030091-EE Apprec and Gifts	Mains and Services Expenses	874									-
331	A_6030800-EE Miscellaneous	Mains and Services Expenses	874									-
332	A_6100070-Consultants-Mgmt	Mains and Services Expenses	874									-
333	A_6100080-Consultants-Other	Mains and Services Expenses	874									-
334	A_6100100-Contractor Services	Mains and Services Expenses	874									-
335	A_6100110-Instrument SvcRepair	Mains and Services Expenses	874									-
336	A_6400010-M&S FurnOffEquip	Mains and Services Expenses	874									-
337	A_6400020-M&S Gen Office	Mains and Services Expenses	874									-
338	A_6400070-M&S Safety	Mains and Services Expenses	874									-
339	A_6400080-M&S Vehicle Fuel	Mains and Services Expenses	874									-
340	A_6400100-M&S OS Purchases	Mains and Services Expenses	874									-
341	A_6400500-M&S Parts	Mains and Services Expenses	874									-
342	A_6400510-M&S Small Tools	Mains and Services Expenses	874									-
343	A_6401000-M&S Inven Issue	Mains and Services Expenses	874									-
344	A_6710060-ST Rent-Vehicle	Mains and Services Expenses	874									-
345	A_6730030-Utilities-Telecom	Mains and Services Expenses	874									-
346	A_6790199-Fees-Miscellaneous	Mains and Services Expenses	874									-
347	A_6790210-Permitting	Mains and Services Expenses	874									-
348	A_6790230-Postage Ship Courier	Mains and Services Expenses	874									-
349	A_6790320-Fleet Allocation	Mains and Services Expenses	874									-
350	A_6790321-Stores Allocation	Mains and Services Expenses	874									-
351	A_6790322-Small Tools Alloc	Mains and Services Expenses	874									-
352	A_6790800-Other Oper-Misc	Mains and Services Expenses	874									-
353	A_7103060-CIAC	Mains and Services Expenses	874									-
354	A_6010000-1001/A6010000	Measuring and Regulating Station Expenses	875									34
355	A_6010010-1001/R6010000	Measuring and Regulating Station Expenses	875									6
356	A_6010110-Labor Exempt ST	Measuring and Regulating Station Expenses	875									10,735
357	A_6010130-Labor Exempt NonProd	Measuring and Regulating Station Expenses	875									930
358	A_6010210-Labor NonExm ST	Measuring and Regulating Station Expenses	875									59,872
359	A_6010220-Labor NonExm OT	Measuring and Regulating Station Expenses	875									(15,004)
360	A_6010230-Labor NonExm NonProd	Measuring and Regulating Station Expenses	875									4,436

23-00255-UT-2023-09-14-NMGC-2023-Rate-Case

NMGC Exhibit ECB-5
Page 87 of 596

NEW MEXICO GAS COMPANY, INC.

Base Period Adjustment
Base Period - 12 Months Ending March 31, 2023
Future Test Year - 12 Months Ending September 30, 2025

	A	B	C	D	E	F	G	H	I	J	K	L
3	Description	Account Name	FERC Acct	Removal of Rate Rider 4 Activity	Base Period Merit Normalization	Base Period Vacancy Normalization (1)	Normalize Short-Term Incentive Compensation	Remove Long-Term Incentive Compensation and Deferred Compensation	Remove Severance and Intercompany Labor	Normalize 401K for Labor Adjustments	Remove Lobbying Expense	Remove Base Period Rate Case Expenses (2)
361	A_6010910-Labor OffCycle Bonus	Measuring and Regulating Station Expenses	875		6	-						
362	A_6018999-Labor Exp Reclass	Measuring and Regulating Station Expenses	875		48	-						
363	A_6030010-EE ProfDue Subs Fees	Measuring and Regulating Station Expenses	875		-	-						
364	A_6030040-EE Meals 50% Deduct	Measuring and Regulating Station Expenses	875		-	-						
365	A_6030060-EE Shoes Uniforms	Measuring and Regulating Station Expenses	875		-	-						
366	A_6030070-EE Training	Measuring and Regulating Station Expenses	875		-	-						
367	A_6030080-EE Travel Lodging	Measuring and Regulating Station Expenses	875		-	-						
368	A_6030091-EE Apprec and Gifts	Measuring and Regulating Station Expenses	875		-	-						
369	A_6030800-EE Miscellaneous	Measuring and Regulating Station Expenses	875		-	-						
370	A_6100010-Advertising	Measuring and Regulating Station Expenses	875		-	-						
371	A_6100070-Consultants-Mgmt	Measuring and Regulating Station Expenses	875		-	-						
372	A_6100080-Consultants-Other	Measuring and Regulating Station Expenses	875		-	-						
373	A_6100100-Contractor Services	Measuring and Regulating Station Expenses	875		-	-						
374	A_6100110-Instrument SvcRepair	Measuring and Regulating Station Expenses	875		-	-						
375	A_6100120-Tool Service/Repair	Measuring and Regulating Station Expenses	875		-	-						
376	A_6400010-M&S FurnOffEquip	Measuring and Regulating Station Expenses	875		-	-						
377	A_6400020-M&S Gen Office	Measuring and Regulating Station Expenses	875		-	-						
378	A_6400070-M&S Safety	Measuring and Regulating Station Expenses	875		-	-						
379	A_6400100-M&S OS Purchases	Measuring and Regulating Station Expenses	875		-	-						
380	A_6400500-M&S Parts	Measuring and Regulating Station Expenses	875		-	-						
381	A_6400510-M&S Small Tools	Measuring and Regulating Station Expenses	875		-	-						
382	A_6401000-M&S Inven Issue	Measuring and Regulating Station Expenses	875		-	-						
383	A_6720020-LTLease-NonOffEquip	Measuring and Regulating Station Expenses	875		-	-						
384	A_6790199-Fees-Miscellaneous	Measuring and Regulating Station Expenses	875		-	-						
385	A_6790230-Postage Ship Courier	Measuring and Regulating Station Expenses	875		-	-						
386	A_6790320-Fleet Allocation	Measuring and Regulating Station Expenses	875		-	-						
387	A_6790321-Stores Allocation	Measuring and Regulating Station Expenses	875		-	-						
388	A_6790322-Small Tools Alloc	Measuring and Regulating Station Expenses	875		-	-						
389	A_6790800-Other Oper-Misc	Measuring and Regulating Station Expenses	875		-	-						
390	A_6010000-1001/A6010000	Meter and House Regulator Expenses	878		(270)	-						
391	A_6010010-1001/R6010000	Meter and House Regulator Expenses	878		81	-						
392	A_6010110-Labor Exempt ST	Meter and House Regulator Expenses	878		34,033	49,463						
393	A_6010130-Labor Exempt NonProd	Meter and House Regulator Expenses	878		7,644	-						
394	A_6010210-Labor NonExm ST	Meter and House Regulator Expenses	878		284,757	413,862						
395	A_6010220-Labor NonExm OT	Meter and House Regulator Expenses	878		95,258	(371,843)						
396	A_6010230-Labor NonExm NonProd	Meter and House Regulator Expenses	878		55,515	-						
397	A_6010910-Labor OffCycle Bonus	Meter and House Regulator Expenses	878		131	-						
398	A_6030010-EE ProfDue Subs Fees	Meter and House Regulator Expenses	878		-	-						
399	A_6030040-EE Meals 50% Deduct	Meter and House Regulator Expenses	878		-	-						
400	A_6030050-EE Mileage	Meter and House Regulator Expenses	878		-	-						
401	A_6030060-EE Shoes Uniforms	Meter and House Regulator Expenses	878		-	-						
402	A_6030070-EE Training	Meter and House Regulator Expenses	878		-	-						
403	A_6030080-EE Travel Lodging	Meter and House Regulator Expenses	878		-	-						
404	A_6030091-EE Apprec and Gifts	Meter and House Regulator Expenses	878		-	-						
405	A_6030800-EE Miscellaneous	Meter and House Regulator Expenses	878		-	-						
406	A_6100070-Consultants-Mgmt	Meter and House Regulator Expenses	878		-	-						
407	A_6100080-Consultants-Other	Meter and House Regulator Expenses	878		-	-						
408	A_6100100-Contractor Services	Meter and House Regulator Expenses	878		-	-						
409	A_6100110-Instrument SvcRepair	Meter and House Regulator Expenses	878		-	-						
410	A_6100150-Printing	Meter and House Regulator Expenses	878		-	-						
411	A_6400020-M&S Gen Office	Meter and House Regulator Expenses	878		-	-						

23-00255-UT-2023-09-14-NMGC-2023-Rate-Case

NMGC Exhibit ECB-5
Page 88 of 596

NEW MEXICO GAS COMPANY, INC.

Base Period Adjustment
Base Period - 12 Months Ending March 31, 2023
Future Test Year - 12 Months Ending September 30, 2025

	A	B	C	M	N	O	P	Q	R	S	T	U
3	Description	Account Name	FERC Acct	Normalize A&G Capitalization Load	Base Period Active Medical Expense	Base Period Pension and OPEB	Remove Vacation Accruals	General Insurance Costs	Normalize Bad Debt Expense	Normalize Solar Facility Savings	Normalize COVD-19 Non-Labor Costs and Savings	Total Base Period Adjustments
361	A_6010910-Labor OffCycle Bonus	Measuring and Regulating Station Expenses	875									6
362	A_6018999-Labor Exp Reclass	Measuring and Regulating Station Expenses	875									48
363	A_6030010-EE ProfDue Subs Fees	Measuring and Regulating Station Expenses	875									-
364	A_6030040-EE Meals 50% Deduct	Measuring and Regulating Station Expenses	875									-
365	A_6030060-EE Shoes Uniforms	Measuring and Regulating Station Expenses	875									-
366	A_6030070-EE Training	Measuring and Regulating Station Expenses	875									-
367	A_6030080-EE Travel Lodging	Measuring and Regulating Station Expenses	875									-
368	A_6030091-EE Apprec and Gifts	Measuring and Regulating Station Expenses	875									-
369	A_6030800-EE Miscellaneous	Measuring and Regulating Station Expenses	875									-
370	A_6100010-Advertising	Measuring and Regulating Station Expenses	875									-
371	A_6100070-Consultants-Mgmt	Measuring and Regulating Station Expenses	875									-
372	A_6100080-Consultants-Other	Measuring and Regulating Station Expenses	875									-
373	A_6100100-Contractor Services	Measuring and Regulating Station Expenses	875									-
374	A_6100110-Instrument SvcRepair	Measuring and Regulating Station Expenses	875									-
375	A_6100120-Tool Service/Repair	Measuring and Regulating Station Expenses	875									-
376	A_6400010-M&S FurnOffEquip	Measuring and Regulating Station Expenses	875									-
377	A_6400020-M&S Gen Office	Measuring and Regulating Station Expenses	875									-
378	A_6400070-M&S Safety	Measuring and Regulating Station Expenses	875									-
379	A_6400100-M&S OS Purchases	Measuring and Regulating Station Expenses	875									-
380	A_6400500-M&S Parts	Measuring and Regulating Station Expenses	875									-
381	A_6400510-M&S Small Tools	Measuring and Regulating Station Expenses	875									-
382	A_6401000-M&S Inven Issue	Measuring and Regulating Station Expenses	875									-
383	A_6720020-LTLease-NonOffEquip	Measuring and Regulating Station Expenses	875									-
384	A_6790199-Fees-Miscellaneous	Measuring and Regulating Station Expenses	875									-
385	A_6790230-Postage Ship Courier	Measuring and Regulating Station Expenses	875									-
386	A_6790320-Fleet Allocation	Measuring and Regulating Station Expenses	875									-
387	A_6790321-Stores Allocation	Measuring and Regulating Station Expenses	875									-
388	A_6790322-Small Tools Alloc	Measuring and Regulating Station Expenses	875									-
389	A_6790800-Other Oper-Misc	Measuring and Regulating Station Expenses	875									-
390	A_6010000-1001/A6010000	Meter and House Regulator Expenses	878									(270)
391	A_6010010-1001/R6010000	Meter and House Regulator Expenses	878									81
392	A_6010110-Labor Exempt ST	Meter and House Regulator Expenses	878									83,495
393	A_6010130-Labor Exempt NonProd	Meter and House Regulator Expenses	878									7,644
394	A_6010210-Labor NonExm ST	Meter and House Regulator Expenses	878									698,619
395	A_6010220-Labor NonExm OT	Meter and House Regulator Expenses	878									(276,585)
396	A_6010230-Labor NonExm NonProd	Meter and House Regulator Expenses	878									55,515
397	A_6010910-Labor OffCycle Bonus	Meter and House Regulator Expenses	878									131
398	A_6030010-EE ProfDue Subs Fees	Meter and House Regulator Expenses	878									-
399	A_6030040-EE Meals 50% Deduct	Meter and House Regulator Expenses	878									-
400	A_6030050-EE Mileage	Meter and House Regulator Expenses	878									-
401	A_6030060-EE Shoes Uniforms	Meter and House Regulator Expenses	878									-
402	A_6030070-EE Training	Meter and House Regulator Expenses	878									-
403	A_6030080-EE Travel Lodging	Meter and House Regulator Expenses	878									-
404	A_6030091-EE Apprec and Gifts	Meter and House Regulator Expenses	878									-
405	A_6030800-EE Miscellaneous	Meter and House Regulator Expenses	878									-
406	A_6100070-Consultants-Mgmt	Meter and House Regulator Expenses	878									-
407	A_6100080-Consultants-Other	Meter and House Regulator Expenses	878									-
408	A_6100100-Contractor Services	Meter and House Regulator Expenses	878									-
409	A_6100110-Instrument SvcRepair	Meter and House Regulator Expenses	878									-
410	A_6100150-Printing	Meter and House Regulator Expenses	878									-
411	A_6400020-M&S Gen Office	Meter and House Regulator Expenses	878									-

NMGC Exhibit ECB-5
Page 89 of 596

NEW MEXICO GAS COMPANY, INC.

Base Period Adjustment
Base Period - 12 Months Ending March 31, 2023
Future Test Year - 12 Months Ending September 30, 2025

	A	B	C	D	E	F	G	H	I	J	K	L
3	Description	Account Name	FERC Acct	Removal of Rate Rider 4 Activity	Base Period Merit Normalization	Base Period Vacancy Normalization (1)	Normalize Short-Term Incentive Compensation	Remove Long-Term Incentive Compensation and Deferred Compensation	Remove Severance and Intercompany Labor	Normalize 401K for Labor Adjustments	Remove Lobbying Expense	Remove Base Period Rate Case Expenses (2)
412	A_6400030-M&S Chemicals	Meter and House Regulator Expenses	878		-	-						
413	A_6400060-M&S Ops Consum	Meter and House Regulator Expenses	878		-	-						
414	A_6400070-M&S Safety	Meter and House Regulator Expenses	878		-	-						
415	A_6400080-M&S Vehicle Fuel	Meter and House Regulator Expenses	878		-	-						
416	A_6400100-M&S OS Purchases	Meter and House Regulator Expenses	878		-	-						
417	A_6400500-M&S Parts	Meter and House Regulator Expenses	878		-	-						
418	A_6400505-M&S Part Repairs	Meter and House Regulator Expenses	878		-	-						
419	A_6400510-M&S Small Tools	Meter and House Regulator Expenses	878		-	-						
420	A_6401000-M&S Inven Issue	Meter and House Regulator Expenses	878		-	-						
421	A_6500010-Transport-Vehicle	Meter and House Regulator Expenses	878		-	-						
422	A_6730030-Utilities-Telecom	Meter and House Regulator Expenses	878		-	-						
423	A_6730800-Utilities-Other	Meter and House Regulator Expenses	878		-	-						
424	A_6790199-Fees-Miscellaneous	Meter and House Regulator Expenses	878		-	-						
425	A_6790230-Postage Ship Courier	Meter and House Regulator Expenses	878		-	-						
426	A_6790320-Fleet Allocation	Meter and House Regulator Expenses	878		-	-						
427	A_6790321-Stores Allocation	Meter and House Regulator Expenses	878		-	-						
428	A_6790322-Small Tools Alloc	Meter and House Regulator Expenses	878		-	-						
429	A_6790325-T&I Allocation	Meter and House Regulator Expenses	878		-	-						
430	A_6010000-1001/A6010000	Customer Installations Expenses	879		6	-						
431	A_6010010-1001/R6010000	Customer Installations Expenses	879		1	-						
432	A_6010110-Labor Exempt ST	Customer Installations Expenses	879		1,832	2,662						
433	A_6010130-Labor Exempt NonProd	Customer Installations Expenses	879		226	-						
434	A_6010210-Labor NonExm ST	Customer Installations Expenses	879		8,860	12,877						
435	A_6010220-Labor NonExm OT	Customer Installations Expenses	879		1,783	(6,960)						
436	A_6010230-Labor NonExm NonProd	Customer Installations Expenses	879		1,907	-						
437	A_6010910-Labor OffCycle Bonus	Customer Installations Expenses	879		1	-						
438	A_6030010-EE ProfDue Subs Fees	Customer Installations Expenses	879		-	-						
439	A_6030040-EE Meals 50% Deduct	Customer Installations Expenses	879		-	-						
440	A_6030060-EE Shoes Uniforms	Customer Installations Expenses	879		-	-						
441	A_6030070-EE Training	Customer Installations Expenses	879		-	-						
442	A_6030080-EE Travel Lodging	Customer Installations Expenses	879		-	-						
443	A_6030091-EE Apprec and Gifts	Customer Installations Expenses	879		-	-						
444	A_6030800-EE Miscellaneous	Customer Installations Expenses	879		-	-						
445	A_6100070-Consultants-Mgmt	Customer Installations Expenses	879		-	-						
446	A_6400020-M&S Gen Office	Customer Installations Expenses	879		-	-						
447	A_6400070-M&S Safety	Customer Installations Expenses	879		-	-						
448	A_6400100-M&S OS Purchases	Customer Installations Expenses	879		-	-						
449	A_6400500-M&S Parts	Customer Installations Expenses	879		-	-						
450	A_6400510-M&S Small Tools	Customer Installations Expenses	879		-	-						
451	A_6401000-M&S Inven Issue	Customer Installations Expenses	879		-	-						
452	A_6500010-Transport-Vehicle	Customer Installations Expenses	879		-	-						
453	A_6730030-Utilities-Telecom	Customer Installations Expenses	879		-	-						
454	A_6730800-Utilities-Other	Customer Installations Expenses	879		-	-						
455	A_6790230-Postage Ship Courier	Customer Installations Expenses	879		-	-						
456	A_6790320-Fleet Allocation	Customer Installations Expenses	879		-	-						
457	A_6790321-Stores Allocation	Customer Installations Expenses	879		-	-						
458	A_6790322-Small Tools Alloc	Customer Installations Expenses	879		-	-						
459	A_6010000-1001/A6010000	Other Expenses	880		(591)	-						
460	A_6010010-1001/R6010000	Other Expenses	880		4	-						
461	A_6010110-Labor Exempt ST	Other Expenses	880		77,416	112,515						
462	A_6010130-Labor Exempt NonProd	Other Expenses	880		15,214	-						

NMGC Exhibit ECB-5
Page 90 of 596

NEW MEXICO GAS COMPANY, INC.

Base Period Adjustment
Base Period - 12 Months Ending March 31, 2023
Future Test Year - 12 Months Ending September 30, 2025

	A	B	C	M	N	O	P	Q	R	S	T	U
3	Description	Account Name	FERC Acct	Normalize A&G Capitalization Load	Base Period Active Medical Expense	Base Period Pension and OPEB	Remove Vacation Accruals	General Insurance Costs	Normalize Bad Debt Expense	Normalize Solar Facility Savings	Normalize COVD-19 Non-Labor Costs and Savings	Total Base Period Adjustments
412	A_6400030-M&S Chemicals	Meter and House Regulator Expenses	878									-
413	A_6400060-M&S Ops Consum	Meter and House Regulator Expenses	878									-
414	A_6400070-M&S Safety	Meter and House Regulator Expenses	878									-
415	A_6400080-M&S Vehicle Fuel	Meter and House Regulator Expenses	878									-
416	A_6400100-M&S OS Purchases	Meter and House Regulator Expenses	878									-
417	A_6400500-M&S Parts	Meter and House Regulator Expenses	878									-
418	A_6400505-M&S Part Repairs	Meter and House Regulator Expenses	878									-
419	A_6400510-M&S Small Tools	Meter and House Regulator Expenses	878									-
420	A_6401000-M&S Inven Issue	Meter and House Regulator Expenses	878									-
421	A_6500010-Transport-Vehicle	Meter and House Regulator Expenses	878									-
422	A_6730030-Utilities-Telecom	Meter and House Regulator Expenses	878									-
423	A_6730800-Utilities-Other	Meter and House Regulator Expenses	878									-
424	A_6790199-Fees-Miscellaneous	Meter and House Regulator Expenses	878									-
425	A_6790230-Postage Ship Courier	Meter and House Regulator Expenses	878									-
426	A_6790320-Fleet Allocation	Meter and House Regulator Expenses	878									-
427	A_6790321-Stores Allocation	Meter and House Regulator Expenses	878									-
428	A_6790322-Small Tools Alloc	Meter and House Regulator Expenses	878									-
429	A_6790325-T&I Allocation	Meter and House Regulator Expenses	878									-
430	A_6010000-1001/A6010000	Customer Installations Expenses	879									6
431	A_6010010-1001/R6010000	Customer Installations Expenses	879									1
432	A_6010110-Labor Exempt ST	Customer Installations Expenses	879									4,494
433	A_6010130-Labor Exempt NonProd	Customer Installations Expenses	879									226
434	A_6010210-Labor NonExm ST	Customer Installations Expenses	879									21,736
435	A_6010220-Labor NonExm OT	Customer Installations Expenses	879									(5,177)
436	A_6010230-Labor NonExm NonProd	Customer Installations Expenses	879									1,907
437	A_6010910-Labor OffCycle Bonus	Customer Installations Expenses	879									1
438	A_6030010-EE ProfDue Subs Fees	Customer Installations Expenses	879									-
439	A_6030040-EE Meals 50% Deduct	Customer Installations Expenses	879									-
440	A_6030060-EE Shoes Uniforms	Customer Installations Expenses	879									-
441	A_6030070-EE Training	Customer Installations Expenses	879									-
442	A_6030080-EE Travel Lodging	Customer Installations Expenses	879									-
443	A_6030091-EE Apprec and Gifts	Customer Installations Expenses	879									-
444	A_6030800-EE Miscellaneous	Customer Installations Expenses	879									-
445	A_6100070-Consultants-Mgmt	Customer Installations Expenses	879									-
446	A_6400020-M&S Gen Office	Customer Installations Expenses	879									-
447	A_6400070-M&S Safety	Customer Installations Expenses	879									-
448	A_6400100-M&S OS Purchases	Customer Installations Expenses	879									-
449	A_6400500-M&S Parts	Customer Installations Expenses	879									-
450	A_6400510-M&S Small Tools	Customer Installations Expenses	879									-
451	A_6401000-M&S Inven Issue	Customer Installations Expenses	879									-
452	A_6500010-Transport-Vehicle	Customer Installations Expenses	879									-
453	A_6730030-Utilities-Telecom	Customer Installations Expenses	879									-
454	A_6730800-Utilities-Other	Customer Installations Expenses	879									-
455	A_6790230-Postage Ship Courier	Customer Installations Expenses	879									-
456	A_6790320-Fleet Allocation	Customer Installations Expenses	879									-
457	A_6790321-Stores Allocation	Customer Installations Expenses	879									-
458	A_6790322-Small Tools Alloc	Customer Installations Expenses	879									-
459	A_6010000-1001/A6010000	Other Expenses	880									(591)
460	A_6010010-1001/R6010000	Other Expenses	880									4
461	A_6010110-Labor Exempt ST	Other Expenses	880									189,931
462	A_6010130-Labor Exempt NonProd	Other Expenses	880									15,214

NMGC Exhibit ECB-5
Page 91 of 596

NEW MEXICO GAS COMPANY, INC.

Base Period Adjustment
Base Period - 12 Months Ending March 31, 2023
Future Test Year - 12 Months Ending September 30, 2025

	A	B	C	D	E	F	G	H	I	J	K	L
3	Description	Account Name	FERC Acct	Removal of Rate Rider 4 Activity	Base Period Merit Normalization	Base Period Vacancy Normalization (1)	Normalize Short-Term Incentive Compensation	Remove Long-Term Incentive Compensation and Deferred Compensation	Remove Severance and Intercompany Labor	Normalize 401K for Labor Adjustments	Remove Lobbying Expense	Remove Base Period Rate Case Expenses (2)
463	A_6010210-Labor NonExm ST	Other Expenses	880		38,116	55,398						
464	A_6010220-Labor NonExm OT	Other Expenses	880		9,820	(38,331)						
465	A_6010230-Labor NonExm NonProd	Other Expenses	880		7,491	-						
466	A_6010910-Labor OffCycle Bonus	Other Expenses	880		120	-						
467	A_6030010-EE ProfDue Subs Fees	Other Expenses	880		-	-						
468	A_6030040-EE Meals 50% Deduct	Other Expenses	880		-	-						
469	A_6030050-EE Mileage	Other Expenses	880		-	-						
470	A_6030060-EE Shoes Uniforms	Other Expenses	880		-	-						
471	A_6030070-EE Training	Other Expenses	880		-	-						
472	A_6030080-EE Travel Lodging	Other Expenses	880		-	-						
473	A_6030091-EE Apprec and Gifts	Other Expenses	880		-	-						
474	A_6030800-EE Miscellaneous	Other Expenses	880		-	-						
475	A_6100010-Advertising	Other Expenses	880		-	-						
476	A_6100040-Consultants-Engineer	Other Expenses	880		-	-						
477	A_6100070-Consultants-Mgmt	Other Expenses	880		-	-						
478	A_6100080-Consultants-Other	Other Expenses	880		-	-						
479	A_6100100-Contractor Services	Other Expenses	880		-	-						
480	A_6100110-Instrument SvcRepair	Other Expenses	880		-	-						
481	A_6100120-Tool Service/Repair	Other Expenses	880		-	-						
482	A_6100150-Printing	Other Expenses	880		-	-						
483	A_6100190-Software Maintenance	Other Expenses	880		-	-						
484	A_6400010-M&S FurnOffEquip	Other Expenses	880		-	-						
485	A_6400020-M&S Gen Office	Other Expenses	880		-	-						
486	A_6400030-M&S Chemicals	Other Expenses	880		-	-						
487	A_6400060-M&S Ops Consum	Other Expenses	880		-	-						
488	A_6400070-M&S Safety	Other Expenses	880		-	-						
489	A_6400080-M&S Vehicle Fuel	Other Expenses	880		-	-						
490	A_6400100-M&S OS Purchases	Other Expenses	880		-	-						
491	A_6400500-M&S Parts	Other Expenses	880		-	-						
492	A_6400510-M&S Small Tools	Other Expenses	880		-	-						
493	A_6401000-M&S Inven Issue	Other Expenses	880		-	-						
494	A_6500010-Transport-Vehicle	Other Expenses	880		-	-						
495	A_6720020-LTLease-NonOffEquip	Other Expenses	880		-	-						
496	A_6730030-Utilities-Telecom	Other Expenses	880		-	-						
497	A_6730800-Utilities-Other	Other Expenses	880		-	-						
498	A_6790199-Fees-Miscellaneous	Other Expenses	880		-	-						
499	A_6790210-Permitting	Other Expenses	880		-	-						
500	A_6790230-Postage Ship Courier	Other Expenses	880		-	-						
501	A_6790255-Selling Mktg Exp	Other Expenses	880		-	-						
502	A_6790320-Fleet Allocation	Other Expenses	880		-	-						
503	A_6790321-Stores Allocation	Other Expenses	880		-	-						
504	A_6790322-Small Tools Alloc	Other Expenses	880		-	-						
505	A_6790800-Other Oper-Misc	Other Expenses	880		-	-						
506	A_7103060-CIAC	Other Expenses	880		-	-						
507	A_6790326-Facilities Alloc	Rents	881		-	-						
508	**Total Distribution Operation Expenses**			$ -	$ 1,002,704	$ 442,492	$ -	$ -	$ (5,000)	$ -	$ -	$ -
509												
510	**Distribution Expenses - Maintenance:**											
511	A_6010000-1001/A6010000	Maintenance of Mains	887		99	-						
512	A_6010010-1001/R6010000	Maintenance of Mains	887		15	-						
513	A_6010110-Labor Exempt ST	Maintenance of Mains	887		9,945	14,454						

NEW MEXICO GAS COMPANY, INC.

Base Period Adjustment
Base Period - 12 Months Ending March 31, 2023
Future Test Year - 12 Months Ending September 30, 2025

	A	B	C	M	N	O	P	Q	R	S	T	U
3	Description	Account Name	FERC Acct	Normalize A&G Capitalization Load	Base Period Active Medical Expense	Base Period Pension and OPEB	Remove Vacation Accruals	General Insurance Costs	Normalize Bad Debt Expense	Normalize Solar Facility Savings	Normalize COVD-19 Non-Labor Costs and Savings	Total Base Period Adjustments
463	A_6010210-Labor NonExm ST	Other Expenses	880									93,514
464	A_6010220-Labor NonExm OT	Other Expenses	880									(28,512)
465	A_6010230-Labor NonExm NonProd	Other Expenses	880									7,491
466	A_6010910-Labor OffCycle Bonus	Other Expenses	880									120
467	A_6030010-EE ProfDue Subs Fees	Other Expenses	880									-
468	A_6030040-EE Meals 50% Deduct	Other Expenses	880									-
469	A_6030050-EE Mileage	Other Expenses	880									-
470	A_6030060-EE Shoes Uniforms	Other Expenses	880									-
471	A_6030070-EE Training	Other Expenses	880									-
472	A_6030080-EE Travel Lodging	Other Expenses	880									-
473	A_6030091-EE Apprec and Gifts	Other Expenses	880									-
474	A_6030800-EE Miscellaneous	Other Expenses	880									-
475	A_6100010-Advertising	Other Expenses	880									-
476	A_6100040-Consultants-Engineer	Other Expenses	880									-
477	A_6100070-Consultants-Mgmt	Other Expenses	880									-
478	A_6100080-Consultants-Other	Other Expenses	880									-
479	A_6100100-Contractor Services	Other Expenses	880									-
480	A_6100110-Instrument SvcRepair	Other Expenses	880									-
481	A_6100120-Tool Service/Repair	Other Expenses	880									-
482	A_6100150-Printing	Other Expenses	880									-
483	A_6100190-Software Maintenance	Other Expenses	880									-
484	A_6400010-M&S FurnOffEquip	Other Expenses	880									-
485	A_6400020-M&S Gen Office	Other Expenses	880									-
486	A_6400030-M&S Chemicals	Other Expenses	880									-
487	A_6400060-M&S Ops Consum	Other Expenses	880									-
488	A_6400070-M&S Safety	Other Expenses	880									-
489	A_6400080-M&S Vehicle Fuel	Other Expenses	880									-
490	A_6400100-M&S OS Purchases	Other Expenses	880									-
491	A_6400500-M&S Parts	Other Expenses	880									-
492	A_6400510-M&S Small Tools	Other Expenses	880									-
493	A_6401000-M&S Inven Issue	Other Expenses	880									-
494	A_6500010-Transport-Vehicle	Other Expenses	880									-
495	A_6720020-LTLease-NonOffEquip	Other Expenses	880									-
496	A_6730030-Utilities-Telecom	Other Expenses	880									-
497	A_6730800-Utilities-Other	Other Expenses	880									-
498	A_6790199-Fees-Miscellaneous	Other Expenses	880									-
499	A_6790210-Permitting	Other Expenses	880									-
500	A_6790230-Postage Ship Courier	Other Expenses	880									-
501	A_6790255-Selling Mktg Exp	Other Expenses	880									-
502	A_6790320-Fleet Allocation	Other Expenses	880									-
503	A_6790321-Stores Allocation	Other Expenses	880									-
504	A_6790322-Small Tools Alloc	Other Expenses	880									-
505	A_6790800-Other Oper-Misc	Other Expenses	880									-
506	A_7103060-CIAC	Other Expenses	880									-
507	A_6790326-Facilities Alloc	Rents	881									-
508	**Total Distribution Operation Expenses**			$ -	$ -	$ -	$ -	$ -	$ -	$ -	$ -	$ 1,440,196
509												
510	**Distribution Expenses - Maintenance:**											
511	A_6010000-1001/A6010000	Maintenance of Mains	887									99
512	A_6010010-1001/R6010000	Maintenance of Mains	887									15
513	A_6010110-Labor Exempt ST	Maintenance of Mains	887									24,399

NMGC Exhibit ECB-5
Page 93 of 596

NEW MEXICO GAS COMPANY, INC.

Base Period Adjustment
Base Period - 12 Months Ending March 31, 2023
Future Test Year - 12 Months Ending September 30, 2025

	A	B	C	D	E	F	G	H	I	J	K	L
3	Description	Account Name	FERC Acct	Removal of Rate Rider 4 Activity	Base Period Merit Normalization	Base Period Vacancy Normalization (1)	Normalize Short-Term Incentive Compensation	Remove Long-Term Incentive Compensation and Deferred Compensation	Remove Severance and Intercompany Labor	Normalize 401K for Labor Adjustments	Remove Lobbying Expense	Remove Base Period Rate Case Expenses (2)
514	A_6010130-Labor Exempt NonProd	Maintenance of Mains	887		2,343	-						
515	A_6010210-Labor NonExm ST	Maintenance of Mains	887		56,637	82,315						
516	A_6010220-Labor NonExm OT	Maintenance of Mains	887		15,019	(58,628)						
517	A_6010230-Labor NonExm NonProd	Maintenance of Mains	887		10,702	-						
518	A_6010910-Labor OffCycle Bonus	Maintenance of Mains	887		21	-						
519	A_6030010-EE ProfDue Subs Fees	Maintenance of Mains	887		-	-						
520	A_6030040-EE Meals 50% Deduct	Maintenance of Mains	887		-	-						
521	A_6030050-EE Mileage	Maintenance of Mains	887		-	-						
522	A_6030060-EE Shoes Uniforms	Maintenance of Mains	887		-	-						
523	A_6030070-EE Training	Maintenance of Mains	887		-	-						
524	A_6030080-EE Travel Lodging	Maintenance of Mains	887		-	-						
525	A_6030091-EE Apprec and Gifts	Maintenance of Mains	887		-	-						
526	A_6030800-EE Miscellaneous	Maintenance of Mains	887		-	-						
527	A_6100070-Consultants-Mgmt	Maintenance of Mains	887		-	-						
528	A_6100080-Consultants-Other	Maintenance of Mains	887		-	-						
529	A_6100100-Contractor Services	Maintenance of Mains	887		-	-						
530	A_6100110-Instrument SvcRepair	Maintenance of Mains	887		-	-						
531	A_6100120-Tool Service/Repair	Maintenance of Mains	887		-	-						
532	A_6100150-Printing	Maintenance of Mains	887		-	-						
533	A_6400010-M&S FurnOffEquip	Maintenance of Mains	887		-	-						
534	A_6400020-M&S Gen Office	Maintenance of Mains	887		-	-						
535	A_6400070-M&S Safety	Maintenance of Mains	887		-	-						
536	A_6400080-M&S Vehicle Fuel	Maintenance of Mains	887		-	-						
537	A_6400100-M&S OS Purchases	Maintenance of Mains	887		-	-						
538	A_6400500-M&S Parts	Maintenance of Mains	887		-	-						
539	A_6400510-M&S Small Tools	Maintenance of Mains	887		-	-						
540	A_6401000-M&S Inven Issue	Maintenance of Mains	887		-	-						
541	A_6500010-Transport-Vehicle	Maintenance of Mains	887		-	-						
542	A_6710020-ST Rent-NonOff Equip	Maintenance of Mains	887		-	-						
543	A_6710060-ST Rent-Vehicle	Maintenance of Mains	887		-	-						
544	A_6710800-ST Rent-Other	Maintenance of Mains	887		-	-						
545	A_6720020-LTLease-NonOffEquip	Maintenance of Mains	887		-	-						
546	A_6730030-Utilities-Telecom	Maintenance of Mains	887		-	-						
547	A_6730800-Utilities-Other	Maintenance of Mains	887		-	-						
548	A_6790199-Fees-Miscellaneous	Maintenance of Mains	887		-	-						
549	A_6790210-Permitting	Maintenance of Mains	887		-	-						
550	A_6790230-Postage Ship Courier	Maintenance of Mains	887		-	-						
551	A_6790320-Fleet Allocation	Maintenance of Mains	887		-	-						
552	A_6790321-Stores Allocation	Maintenance of Mains	887		-	-						
553	A_6790322-Small Tools Alloc	Maintenance of Mains	887		-	-						
554	A_6790800-Other Oper-Misc	Maintenance of Mains	887		-	-						
555	A_6010000-1001/A6010000	Maintenance of Measuring and Regulating Station Equipment	889		120	-						
556	A_6010010-1001/R6010000	Maintenance of Measuring and Regulating Station Equipment	889		24	-						
557	A_6010110-Labor Exempt ST	Maintenance of Measuring and Regulating Station Equipment	889		11,260	16,366						
558	A_6010130-Labor Exempt NonProd	Maintenance of Measuring and Regulating Station Equipment	889		2,234	-						
559	A_6010210-Labor NonExm ST	Maintenance of Measuring and Regulating Station Equipment	889		35,336	51,357						
560	A_6010220-Labor NonExm OT	Maintenance of Measuring and Regulating Station Equipment	889		14,433	(56,339)						
561	A_6010230-Labor NonExm NonProd	Maintenance of Measuring and Regulating Station Equipment	889		7,012	-						
562	A_6010910-Labor OffCycle Bonus	Maintenance of Measuring and Regulating Station Equipment	889		23	-						
563	A_6018999-Labor Exp Reclass	Maintenance of Measuring and Regulating Station Equipment	889		26	-						
564	A_6030010-EE ProfDue Subs Fees	Maintenance of Measuring and Regulating Station Equipment	889		-	-						

NEW MEXICO GAS COMPANY, INC.

Base Period Adjustment
Base Period - 12 Months Ending March 31, 2023
Future Test Year - 12 Months Ending September 30, 2025

	A	B	C	M	N	O	P	Q	R	S	T	U
3	Description	Account Name	FERC Acct	Normalize A&G Capitalization Load	Base Period Active Medical Expense	Base Period Pension and OPEB	Remove Vacation Accruals	General Insurance Costs	Normalize Bad Debt Expense	Normalize Solar Facility Savings	Normalize COVD-19 Non-Labor Costs and Savings	Total Base Period Adjustments
514	A_6010130-Labor Exempt NonProd	Maintenance of Mains	887									2,343
515	A_6010210-Labor NonExm ST	Maintenance of Mains	887									138,952
516	A_6010220-Labor NonExm OT	Maintenance of Mains	887									(43,609)
517	A_6010230-Labor NonExm NonProd	Maintenance of Mains	887									10,702
518	A_6010910-Labor OffCycle Bonus	Maintenance of Mains	887									21
519	A_6030010-EE ProfDue Subs Fees	Maintenance of Mains	887									-
520	A_6030040-EE Meals 50% Deduct	Maintenance of Mains	887									-
521	A_6030050-EE Mileage	Maintenance of Mains	887									-
522	A_6030060-EE Shoes Uniforms	Maintenance of Mains	887									-
523	A_6030070-EE Training	Maintenance of Mains	887									-
524	A_6030080-EE Travel Lodging	Maintenance of Mains	887									-
525	A_6030091-EE Apprec and Gifts	Maintenance of Mains	887									-
526	A_6030800-EE Miscellaneous	Maintenance of Mains	887									-
527	A_6100070-Consultants-Mgmt	Maintenance of Mains	887									-
528	A_6100080-Consultants-Other	Maintenance of Mains	887									-
529	A_6100100-Contractor Services	Maintenance of Mains	887									-
530	A_6100110-Instrument SvcRepair	Maintenance of Mains	887									-
531	A_6100120-Tool Service/Repair	Maintenance of Mains	887									-
532	A_6100150-Printing	Maintenance of Mains	887									-
533	A_6400010-M&S FurnOffEquip	Maintenance of Mains	887									-
534	A_6400020-M&S Gen Office	Maintenance of Mains	887									-
535	A_6400070-M&S Safety	Maintenance of Mains	887									-
536	A_6400080-M&S Vehicle Fuel	Maintenance of Mains	887									-
537	A_6400100-M&S OS Purchases	Maintenance of Mains	887									-
538	A_6400500-M&S Parts	Maintenance of Mains	887									-
539	A_6400510-M&S Small Tools	Maintenance of Mains	887									-
540	A_6401000-M&S Inven Issue	Maintenance of Mains	887									-
541	A_6500010-Transport-Vehicle	Maintenance of Mains	887									-
542	A_6710020-ST Rent-NonOff Equip	Maintenance of Mains	887									-
543	A_6710060-ST Rent-Vehicle	Maintenance of Mains	887									-
544	A_6710800-ST Rent-Other	Maintenance of Mains	887									-
545	A_6720020-LTLease-NonOffEquip	Maintenance of Mains	887									-
546	A_6730030-Utilities-Telecom	Maintenance of Mains	887									-
547	A_6730800-Utilities-Other	Maintenance of Mains	887									-
548	A_6790199-Fees-Miscellaneous	Maintenance of Mains	887									-
549	A_6790210-Permitting	Maintenance of Mains	887									-
550	A_6790230-Postage Ship Courier	Maintenance of Mains	887									-
551	A_6790320-Fleet Allocation	Maintenance of Mains	887									-
552	A_6790321-Stores Allocation	Maintenance of Mains	887									-
553	A_6790322-Small Tools Alloc	Maintenance of Mains	887									-
554	A_6790800-Other Oper-Misc	Maintenance of Mains	887									-
555	A_6010000-1001/A6010000	Maintenance of Measuring and Regulating Station Equipment	889									120
556	A_6010010-1001/R6010000	Maintenance of Measuring and Regulating Station Equipment	889									24
557	A_6010110-Labor Exempt ST	Maintenance of Measuring and Regulating Station Equipment	889									27,626
558	A_6010130-Labor Exempt NonProd	Maintenance of Measuring and Regulating Station Equipment	889									2,234
559	A_6010210-Labor NonExm ST	Maintenance of Measuring and Regulating Station Equipment	889									86,694
560	A_6010220-Labor NonExm OT	Maintenance of Measuring and Regulating Station Equipment	889									(41,906)
561	A_6010230-Labor NonExm NonProd	Maintenance of Measuring and Regulating Station Equipment	889									7,012
562	A_6010910-Labor OffCycle Bonus	Maintenance of Measuring and Regulating Station Equipment	889									23
563	A_6018999-Labor Exp Reclass	Maintenance of Measuring and Regulating Station Equipment	889									26
564	A_6030010-EE ProfDue Subs Fees	Maintenance of Measuring and Regulating Station Equipment	889									-

NMGC Exhibit ECB-5
Page 95 of 596

NEW MEXICO GAS COMPANY, INC.

Base Period Adjustment
Base Period - 12 Months Ending March 31, 2023
Future Test Year - 12 Months Ending September 30, 2025

	A	B	C	D	E	F	G	H	I	J	K	L
3	Description	Account Name	FERC Acct	Removal of Rate Rider 4 Activity	Base Period Merit Normalization	Base Period Vacancy Normalization (1)	Normalize Short-Term Incentive Compensation	Remove Long-Term Incentive Compensation and Deferred Compensation	Remove Severance and Intercompany Labor	Normalize 401K for Labor Adjustments	Remove Lobbying Expense	Remove Base Period Rate Case Expenses (2)
565	A_6030040-EE Meals 50% Deduct	Maintenance of Measuring and Regulating Station Equipment	889		-	-						
566	A_6030060-EE Shoes Uniforms	Maintenance of Measuring and Regulating Station Equipment	889		-	-						
567	A_6030070-EE Training	Maintenance of Measuring and Regulating Station Equipment	889		-	-						
568	A_6030080-EE Travel Lodging	Maintenance of Measuring and Regulating Station Equipment	889		-	-						
569	A_6030091-EE Apprec and Gifts	Maintenance of Measuring and Regulating Station Equipment	889		-	-						
570	A_6030800-EE Miscellaneous	Maintenance of Measuring and Regulating Station Equipment	889		-	-						
571	A_6100070-Consultants-Mgmt	Maintenance of Measuring and Regulating Station Equipment	889		-	-						
572	A_6100080-Consultants-Other	Maintenance of Measuring and Regulating Station Equipment	889		-	-						
573	A_6100100-Contractor Services	Maintenance of Measuring and Regulating Station Equipment	889		-	-						
574	A_6108999-OutSvc Exp Reclass	Maintenance of Measuring and Regulating Station Equipment	889		-	-						
575	A_6400020-M&S Gen Office	Maintenance of Measuring and Regulating Station Equipment	889		-	-						
576	A_6400070-M&S Safety	Maintenance of Measuring and Regulating Station Equipment	889		-	-						
577	A_6400080-M&S Vehicle Fuel	Maintenance of Measuring and Regulating Station Equipment	889		-	-						
578	A_6400100-M&S OS Purchases	Maintenance of Measuring and Regulating Station Equipment	889		-	-						
579	A_6400500-M&S Parts	Maintenance of Measuring and Regulating Station Equipment	889		-	-						
580	A_6400510-M&S Small Tools	Maintenance of Measuring and Regulating Station Equipment	889		-	-						
581	A_6408999-M&S Exp Reclass	Maintenance of Measuring and Regulating Station Equipment	889		-	-						
582	A_6401000-M&S Inven Issue	Maintenance of Measuring and Regulating Station Equipment	889		-	-						
583	A_6720020-LTLease-NonOffEquip	Maintenance of Measuring and Regulating Station Equipment	889		-	-						
584	A_6730800-Utilities-Other	Maintenance of Measuring and Regulating Station Equipment	889		-	-						
585	A_6790199-Fees-Miscellaneous	Maintenance of Measuring and Regulating Station Equipment	889		-	-						
586	A_6790210-Permitting	Maintenance of Measuring and Regulating Station Equipment	889		-	-						
587	A_6790230-Postage Ship Courier	Maintenance of Measuring and Regulating Station Equipment	889		-	-						
588	A_6790320-Fleet Allocation	Maintenance of Measuring and Regulating Station Equipment	889		-	-						
589	A_6790321-Stores Allocation	Maintenance of Measuring and Regulating Station Equipment	889		-	-						
590	A_6790322-Small Tools Alloc	Maintenance of Measuring and Regulating Station Equipment	889		-	-						
591	A_6010000-1001/A6010000	Maintenance of Services	892		48	-						
592	A_6010010-1001/R6010000	Maintenance of Services	892		(29)	-						
593	A_6010110-Labor Exempt ST	Maintenance of Services	892		9,979	14,503						
594	A_6010130-Labor Exempt NonProd	Maintenance of Services	892		2,694	-						
595	A_6010210-Labor NonExm ST	Maintenance of Services	892		48,987	71,197						
596	A_6010220-Labor NonExm OT	Maintenance of Services	892		16,611	(64,842)						
597	A_6010230-Labor NonExm NonProd	Maintenance of Services	892		9,717	-						
598	A_6010910-Labor OffCycle Bonus	Maintenance of Services	892		9	-						
599	A_6018999-Labor Exp Reclass	Maintenance of Services	892		(2)	-						
600	A_6030010-EE ProfDue Subs Fees	Maintenance of Services	892		-	-						
601	A_6030040-EE Meals 50% Deduct	Maintenance of Services	892		-	-						
602	A_6030060-EE Shoes Uniforms	Maintenance of Services	892		-	-						
603	A_6030070-EE Training	Maintenance of Services	892		-	-						
604	A_6030080-EE Travel Lodging	Maintenance of Services	892		-	-						
605	A_6030091-EE Apprec and Gifts	Maintenance of Services	892		-	-						
606	A_6030800-EE Miscellaneous	Maintenance of Services	892		-	-						
607	A_6100070-Consultants-Mgmt	Maintenance of Services	892		-	-						
608	A_6100080-Consultants-Other	Maintenance of Services	892		-	-						
609	A_6100100-Contractor Services	Maintenance of Services	892		-	-						
610	A_6100120-Tool Service/Repair	Maintenance of Services	892		-	-						
611	A_6400020-M&S Gen Office	Maintenance of Services	892		-	-						
612	A_6400070-M&S Safety	Maintenance of Services	892		-	-						
613	A_6400080-M&S Vehicle Fuel	Maintenance of Services	892		-	-						
614	A_6400100-M&S OS Purchases	Maintenance of Services	892		-	-						
615	A_6400500-M&S Parts	Maintenance of Services	892		-	-						

NMGC Exhibit ECB-5
Page 96 of 596

NEW MEXICO GAS COMPANY, INC.

Base Period Adjustment
Base Period - 12 Months Ending March 31, 2023
Future Test Year - 12 Months Ending September 30, 2025

	A	B	C	M	N	O	P	Q	R	S	T	U
3	Description	Account Name	FERC Acct	Normalize A&G Capitalization Load	Base Period Active Medical Expense	Base Period Pension and OPEB	Remove Vacation Accruals	General Insurance Costs	Normalize Bad Debt Expense	Normalize Solar Facility Savings	Normalize COVD-19 Non-Labor Costs and Savings	Total Base Period Adjustments
565	A_6030040-EE Meals 50% Deduct	Maintenance of Measuring and Regulating Station Equipment	889									-
566	A_6030060-EE Shoes Uniforms	Maintenance of Measuring and Regulating Station Equipment	889									-
567	A_6030070-EE Training	Maintenance of Measuring and Regulating Station Equipment	889									-
568	A_6030080-EE Travel Lodging	Maintenance of Measuring and Regulating Station Equipment	889									-
569	A_6030091-EE Apprec and Gifts	Maintenance of Measuring and Regulating Station Equipment	889									-
570	A_6030800-EE Miscellaneous	Maintenance of Measuring and Regulating Station Equipment	889									-
571	A_6100070-Consultants-Mgmt	Maintenance of Measuring and Regulating Station Equipment	889									-
572	A_6100080-Consultants-Other	Maintenance of Measuring and Regulating Station Equipment	889									-
573	A_6100100-Contractor Services	Maintenance of Measuring and Regulating Station Equipment	889									-
574	A_6108999-OutSvc Exp Reclass	Maintenance of Measuring and Regulating Station Equipment	889									-
575	A_6400020-M&S Gen Office	Maintenance of Measuring and Regulating Station Equipment	889									-
576	A_6400070-M&S Safety	Maintenance of Measuring and Regulating Station Equipment	889									-
577	A_6400080-M&S Vehicle Fuel	Maintenance of Measuring and Regulating Station Equipment	889									-
578	A_6400100-M&S OS Purchases	Maintenance of Measuring and Regulating Station Equipment	889									-
579	A_6400500-M&S Parts	Maintenance of Measuring and Regulating Station Equipment	889									-
580	A_6400510-M&S Small Tools	Maintenance of Measuring and Regulating Station Equipment	889									-
581	A_6408999-M&S Exp Reclass	Maintenance of Measuring and Regulating Station Equipment	889									-
582	A_6401000-M&S Inven Issue	Maintenance of Measuring and Regulating Station Equipment	889									-
583	A_6720020-LTLease-NonOffEquip	Maintenance of Measuring and Regulating Station Equipment	889									-
584	A_6730800-Utilities-Other	Maintenance of Measuring and Regulating Station Equipment	889									-
585	A_6790199-Fees-Miscellaneous	Maintenance of Measuring and Regulating Station Equipment	889									-
586	A_6790210-Permitting	Maintenance of Measuring and Regulating Station Equipment	889									-
587	A_6790230-Postage Ship Courier	Maintenance of Measuring and Regulating Station Equipment	889									-
588	A_6790320-Fleet Allocation	Maintenance of Measuring and Regulating Station Equipment	889									-
589	A_6790321-Stores Allocation	Maintenance of Measuring and Regulating Station Equipment	889									-
590	A_6790322-Small Tools Alloc	Maintenance of Measuring and Regulating Station Equipment	889									-
591	A_6010000-1001/A6010000	Maintenance of Services	892									48
592	A_6010010-1001/R6010000	Maintenance of Services	892									(29)
593	A_6010110-Labor Exempt ST	Maintenance of Services	892									24,481
594	A_6010130-Labor Exempt NonProd	Maintenance of Services	892									2,694
595	A_6010210-Labor NonExm ST	Maintenance of Services	892									120,185
596	A_6010220-Labor NonExm OT	Maintenance of Services	892									(48,231)
597	A_6010230-Labor NonExm NonProd	Maintenance of Services	892									9,717
598	A_6010910-Labor OffCycle Bonus	Maintenance of Services	892									9
599	A_6018999-Labor Exp Reclass	Maintenance of Services	892									(2)
600	A_6030010-EE ProfDue Subs Fees	Maintenance of Services	892									-
601	A_6030040-EE Meals 50% Deduct	Maintenance of Services	892									-
602	A_6030060-EE Shoes Uniforms	Maintenance of Services	892									-
603	A_6030070-EE Training	Maintenance of Services	892									-
604	A_6030080-EE Travel Lodging	Maintenance of Services	892									-
605	A_6030091-EE Apprec and Gifts	Maintenance of Services	892									-
606	A_6030800-EE Miscellaneous	Maintenance of Services	892									-
607	A_6100070-Consultants-Mgmt	Maintenance of Services	892									-
608	A_6100080-Consultants-Other	Maintenance of Services	892									-
609	A_6100100-Contractor Services	Maintenance of Services	892									-
610	A_6100120-Tool Service/Repair	Maintenance of Services	892									-
611	A_6400020-M&S Gen Office	Maintenance of Services	892									-
612	A_6400070-M&S Safety	Maintenance of Services	892									-
613	A_6400080-M&S Vehicle Fuel	Maintenance of Services	892									-
614	A_6400100-M&S OS Purchases	Maintenance of Services	892									-
615	A_6400500-M&S Parts	Maintenance of Services	892									-

NMGC Exhibit ECB-5
Page 97 of 596

NEW MEXICO GAS COMPANY, INC.

Base Period Adjustment
Base Period - 12 Months Ending March 31, 2023
Future Test Year - 12 Months Ending September 30, 2025

	A	B	C	D	E	F	G	H	I	J	K	L
3	Description	Account Name	FERC Acct	Removal of Rate Rider 4 Activity	Base Period Merit Normalization	Base Period Vacancy Normalization (1)	Normalize Short-Term Incentive Compensation	Remove Long-Term Incentive Compensation and Deferred Compensation	Remove Severance and Intercompany Labor	Normalize 401K for Labor Adjustments	Remove Lobbying Expense	Remove Base Period Rate Case Expenses (2)
616	A_6400510-M&S Small Tools	Maintenance of Services	892		-	-						
617	A_6401000-M&S Inven Issue	Maintenance of Services	892		-	-						
618	A_6720020-LTLease-NonOffEquip	Maintenance of Services	892		-	-						
619	A_6730030-Utilities-Telecom	Maintenance of Services	892		-	-						
620	A_6730800-Utilities-Other	Maintenance of Services	892		-	-						
621	A_6780040-Dmgd Faclty Billing	Maintenance of Services	892		-	-						
622	A_6790199-Fees-Miscellaneous	Maintenance of Services	892		-	-						
623	A_6790210-Permitting	Maintenance of Services	892		-	-						
624	A_6790230-Postage Ship Courier	Maintenance of Services	892		-	-						
625	A_6790320-Fleet Allocation	Maintenance of Services	892		-	-						
626	A_6790321-Stores Allocation	Maintenance of Services	892		-	-						
627	A_6790322-Small Tools Alloc	Maintenance of Services	892		-	-						
628	A_7103060-CIAC	Maintenance of Services	892		-	-						
629	**Total Distribution Maintenance Expenses**			$ -	$ 253,263	$ 70,383	$ -	$ -	$ -	$ -	$ -	$ -
630												
631	**Total Distribution O&M**			$ -	$ 1,255,967	$ 512,876	$ -	$ -	$ (5,000)	$ -	$ -	$ -
632												
633	**Customer Related O&M:**											
634	A_6010000-1001/A6010000	Meter Reading Expenses	902		47	-						
635	A_6010010-1001/R6010000	Meter Reading Expenses	902		12	-						
636	A_6010110-Labor Exempt ST	Meter Reading Expenses	902		5,992	8,709						
637	A_6010130-Labor Exempt NonProd	Meter Reading Expenses	902		1,407	-						
638	A_6010210-Labor NonExm ST	Meter Reading Expenses	902		34,012	49,432						
639	A_6010220-Labor NonExm OT	Meter Reading Expenses	902		8,404	(32,807)						
640	A_6010230-Labor NonExm NonProd	Meter Reading Expenses	902		6,356	-						
641	A_6010910-Labor OffCycle Bonus	Meter Reading Expenses	902		12	-						
642	A_6030010-EE ProfDue Subs Fees	Meter Reading Expenses	902		-	-						
643	A_6030040-EE Meals 50% Deduct	Meter Reading Expenses	902		-	-						
644	A_6030060-EE Shoes Uniforms	Meter Reading Expenses	902		-	-						
645	A_6030070-EE Training	Meter Reading Expenses	902		-	-						
646	A_6030080-EE Travel Lodging	Meter Reading Expenses	902		-	-						
647	A_6030091-EE Apprec and Gifts	Meter Reading Expenses	902		-	-						
648	A_6030800-EE Miscellaneous	Meter Reading Expenses	902		-	-						
649	A_6100070-Consultants-Mgmt	Meter Reading Expenses	902		-	-						
650	A_6100080-Consultants-Other	Meter Reading Expenses	902		-	-						
651	A_6100100-Contractor Services	Meter Reading Expenses	902		-	-						
652	A_6400070-M&S Safety	Meter Reading Expenses	902		-	-						
653	A_6400100-M&S OS Purchases	Meter Reading Expenses	902		-	-						
654	A_6400500-M&S Parts	Meter Reading Expenses	902		-	-						
655	A_6400510-M&S Small Tools	Meter Reading Expenses	902		-	-						
656	A_6401000-M&S Inven Issue	Meter Reading Expenses	902		-	-						
657	A_6730800-Utilities-Other	Meter Reading Expenses	902		-	-						
658	A_6790199-Fees-Miscellaneous	Meter Reading Expenses	902		-	-						
659	A_6790230-Postage Ship Courier	Meter Reading Expenses	902		-	-						
660	A_6790320-Fleet Allocation	Meter Reading Expenses	902		-	-						
661	A_6790321-Stores Allocation	Meter Reading Expenses	902		-	-						
662	A_6790322-Small Tools Alloc	Meter Reading Expenses	902		-	-						
663	A_6010000-1001/A6010000	Customer Records and Collection Expenses	903		(734)	-						
664	A_6010010-1001/R6010000	Customer Records and Collection Expenses	903		32	-						
665	A_6010110-Labor Exempt ST	Customer Records and Collection Expenses	903		81,104	117,875						
666	A_6010130-Labor Exempt NonProd	Customer Records and Collection Expenses	903		18,142	-						

NMGC Exhibit ECB-5
Page 98 of 596

NEW MEXICO GAS COMPANY, INC.

Base Period Adjustment
Base Period - 12 Months Ending March 31, 2023
Future Test Year - 12 Months Ending September 30, 2025

	A	B	C	M	N	O	P	Q	R	S	T	U
3	Description	Account Name	FERC Acct	Normalize A&G Capitalization Load	Base Period Active Medical Expense	Base Period Pension and OPEB	Remove Vacation Accruals	General Insurance Costs	Normalize Bad Debt Expense	Normalize Solar Facility Savings	Normalize COVD-19 Non-Labor Costs and Savings	Total Base Period Adjustments
616	A_6400510-M&S Small Tools	Maintenance of Services	892									-
617	A_6401000-M&S Inven Issue	Maintenance of Services	892									-
618	A_6720020-LTLease-NonOffEquip	Maintenance of Services	892									-
619	A_6730030-Utilities-Telecom	Maintenance of Services	892									-
620	A_6730800-Utilities-Other	Maintenance of Services	892									-
621	A_6780040-Dmgd Faclty Billing	Maintenance of Services	892									-
622	A_6790199-Fees-Miscellaneous	Maintenance of Services	892									-
623	A_6790210-Permitting	Maintenance of Services	892									-
624	A_6790230-Postage Ship Courier	Maintenance of Services	892									-
625	A_6790320-Fleet Allocation	Maintenance of Services	892									-
626	A_6790321-Stores Allocation	Maintenance of Services	892									-
627	A_6790322-Small Tools Alloc	Maintenance of Services	892									-
628	A_7103060-CIAC	Maintenance of Services	892									-
629	**Total Distribution Maintenance Expenses**			$ -	$ -	$ -	$ -	$ -	$ -	$ -	$ -	$ 323,646
630												
631	**Total Distribution O&M**			$ -	$ -	$ -	$ -	$ -	$ -	$ -	$ -	$ 1,763,843
632												
633	**Customer Related O&M:**											
634	A_6010000-1001/A6010000	Meter Reading Expenses	902									47
635	A_6010010-1001/R6010000	Meter Reading Expenses	902									12
636	A_6010110-Labor Exempt ST	Meter Reading Expenses	902									14,701
637	A_6010130-Labor Exempt NonProd	Meter Reading Expenses	902									1,407
638	A_6010210-Labor NonExm ST	Meter Reading Expenses	902									83,443
639	A_6010220-Labor NonExm OT	Meter Reading Expenses	902									(24,403)
640	A_6010230-Labor NonExm NonProd	Meter Reading Expenses	902									6,356
641	A_6010910-Labor OffCycle Bonus	Meter Reading Expenses	902									12
642	A_6030010-EE ProfDue Subs Fees	Meter Reading Expenses	902									-
643	A_6030040-EE Meals 50% Deduct	Meter Reading Expenses	902									-
644	A_6030060-EE Shoes Uniforms	Meter Reading Expenses	902									-
645	A_6030070-EE Training	Meter Reading Expenses	902									-
646	A_6030080-EE Travel Lodging	Meter Reading Expenses	902									-
647	A_6030091-EE Apprec and Gifts	Meter Reading Expenses	902									-
648	A_6030800-EE Miscellaneous	Meter Reading Expenses	902									-
649	A_6100070-Consultants-Mgmt	Meter Reading Expenses	902									-
650	A_6100080-Consultants-Other	Meter Reading Expenses	902									-
651	A_6100100-Contractor Services	Meter Reading Expenses	902									-
652	A_6400070-M&S Safety	Meter Reading Expenses	902									-
653	A_6400100-M&S OS Purchases	Meter Reading Expenses	902									-
654	A_6400500-M&S Parts	Meter Reading Expenses	902									-
655	A_6400510-M&S Small Tools	Meter Reading Expenses	902									-
656	A_6401000-M&S Inven Issue	Meter Reading Expenses	902									-
657	A_6730800-Utilities-Other	Meter Reading Expenses	902									-
658	A_6790199-Fees-Miscellaneous	Meter Reading Expenses	902									-
659	A_6790230-Postage Ship Courier	Meter Reading Expenses	902									-
660	A_6790320-Fleet Allocation	Meter Reading Expenses	902									-
661	A_6790321-Stores Allocation	Meter Reading Expenses	902									-
662	A_6790322-Small Tools Alloc	Meter Reading Expenses	902									-
663	A_6010000-1001/A6010000	Customer Records and Collection Expenses	903									(734)
664	A_6010010-1001/R6010000	Customer Records and Collection Expenses	903									32
665	A_6010110-Labor Exempt ST	Customer Records and Collection Expenses	903									198,978
666	A_6010130-Labor Exempt NonProd	Customer Records and Collection Expenses	903									18,142

NMGC Exhibit ECB-5
Page 99 of 596

NEW MEXICO GAS COMPANY, INC.

Base Period Adjustment
Base Period - 12 Months Ending March 31, 2023
Future Test Year - 12 Months Ending September 30, 2025

	A	B	C	D	E	F	G	H	I	J	K	L
3	Description	Account Name	FERC Acct	Removal of Rate Rider 4 Activity	Base Period Merit Normalization	Base Period Vacancy Normalization (1)	Normalize Short-Term Incentive Compensation	Remove Long-Term Incentive Compensation and Deferred Compensation	Remove Severance and Intercompany Labor	Normalize 401K for Labor Adjustments	Remove Lobbying Expense	Remove Base Period Rate Case Expenses (2)
667	A_6010210-Labor NonExm ST	Customer Records and Collection Expenses	903		246,844	358,759						
668	A_6010220-Labor NonExm OT	Customer Records and Collection Expenses	903		24,898	(97,189)						
669	A_6010230-Labor NonExm NonProd	Customer Records and Collection Expenses	903		50,867	-						
670	A_6010910-Labor OffCycle Bonus	Customer Records and Collection Expenses	903		3,856	-						
671	A_6030010-EE ProfDue Subs Fees	Customer Records and Collection Expenses	903		-	-						
672	A_6030040-EE Meals 50% Deduct	Customer Records and Collection Expenses	903		-	-						
673	A_6030050-EE Mileage	Customer Records and Collection Expenses	903		-	-						
674	A_6030060-EE Shoes Uniforms	Customer Records and Collection Expenses	903		-	-						
675	A_6030070-EE Training	Customer Records and Collection Expenses	903		-	-						
676	A_6030080-EE Travel Lodging	Customer Records and Collection Expenses	903		-	-						
677	A_6030091-EE Apprec and Gifts	Customer Records and Collection Expenses	903		-	-						
678	A_6030800-EE Miscellaneous	Customer Records and Collection Expenses	903		-	-						
679	A_6100010-Advertising	Customer Records and Collection Expenses	903		-	-						
680	A_6100070-Consultants-Mgmt	Customer Records and Collection Expenses	903		-	-						
681	A_6100080-Consultants-Other	Customer Records and Collection Expenses	903		-	-						
682	A_6100100-Contractor Services	Customer Records and Collection Expenses	903		-	-						
683	A_6100150-Printing	Customer Records and Collection Expenses	903		-	-						
684	A_6400010-M&S FurnOffEquip	Customer Records and Collection Expenses	903		-	-						
685	A_6400020-M&S Gen Office	Customer Records and Collection Expenses	903		-	-						
686	A_6400070-M&S Safety	Customer Records and Collection Expenses	903		-	-						
687	A_6400100-M&S OS Purchases	Customer Records and Collection Expenses	903		-	-						
688	A_6400500-M&S Parts	Customer Records and Collection Expenses	903		-	-						
689	A_6400510-M&S Small Tools	Customer Records and Collection Expenses	903		-	-						
690	A_6401000-M&S Inven Issue	Customer Records and Collection Expenses	903		-	-						
691	A_6500010-Transport-Vehicle	Customer Records and Collection Expenses	903		-	-						
692	A_6710800-ST Rent-Other	Customer Records and Collection Expenses	903		-	-						
693	A_6730030-Utilities-Telecom	Customer Records and Collection Expenses	903		-	-						
694	A_6730800-Utilities-Other	Customer Records and Collection Expenses	903		-	-						
695	A_6790101-Fees-Bank	Customer Records and Collection Expenses	903		-	-						
696	A_6790199-Fees-Miscellaneous	Customer Records and Collection Expenses	903		-	-						
697	A_6790210-Permitting	Customer Records and Collection Expenses	903		-	-						
698	A_6790230-Postage Ship Courier	Customer Records and Collection Expenses	903		-	-						
699	A_6790255-Selling Mktg Exp	Customer Records and Collection Expenses	903		-	-						
700	A_6790320-Fleet Allocation	Customer Records and Collection Expenses	903		-	-						
701	A_6790321-Stores Allocation	Customer Records and Collection Expenses	903		-	-						
702	A_6790322-Small Tools Alloc	Customer Records and Collection Expenses	903		-	-						
703	A_6790326-Facilities Alloc	Customer Records and Collection Expenses	903		-	-						
704	A_6790800-Other Oper-Misc	Customer Records and Collection Expenses	903		-	-						
705	A_6790010-Bad Debt Exp CIS	Uncollectible Accounts	904		-	-						
706	A_6790020-Bad Debt Exp ARM	Uncollectible Accounts	904		-	-						
707	A_6010000-1001/A6010000	Demonstrating and Selling Expenses	912		(19)	-						
708	A_6010110-Labor Exempt ST	Demonstrating and Selling Expenses	912		7,883	11,457						
709	A_6010130-Labor Exempt NonProd	Demonstrating and Selling Expenses	912		1,420	-						
710	A_6010990-Labor Seconded Empl	Demonstrating and Selling Expenses	912		8,078	-						
711	A_6030010-EE ProfDue Subs Fees	Demonstrating and Selling Expenses	912		-	-						
712	A_6030040-EE Meals 50% Deduct	Demonstrating and Selling Expenses	912		-	-						
713	A_6030070-EE Training	Demonstrating and Selling Expenses	912		-	-						
714	A_6030080-EE Travel Lodging	Demonstrating and Selling Expenses	912		-	-						
715	A_6030091-EE Apprec and Gifts	Demonstrating and Selling Expenses	912		-	-						
716	A_6030800-EE Miscellaneous	Demonstrating and Selling Expenses	912		-	-						
717	A_6100070-Consultants-Mgmt	Demonstrating and Selling Expenses	912		-	-						

NMGC Exhibit ECB-5
Page 100 of 596

NEW MEXICO GAS COMPANY, INC.

Base Period Adjustment
Base Period - 12 Months Ending March 31, 2023
Future Test Year - 12 Months Ending September 30, 2025

	A	B	C	M	N	O	P	Q	R	S	T	U
3	Description	Account Name	FERC Acct	Normalize A&G Capitalization Load	Base Period Active Medical Expense	Base Period Pension and OPEB	Remove Vacation Accruals	General Insurance Costs	Normalize Bad Debt Expense	Normalize Solar Facility Savings	Normalize COVD-19 Non-Labor Costs and Savings	Total Base Period Adjustments
667	A_6010210-Labor NonExm ST	Customer Records and Collection Expenses	903									605,602
668	A_6010220-Labor NonExm OT	Customer Records and Collection Expenses	903									(72,291)
669	A_6010230-Labor NonExm NonProd	Customer Records and Collection Expenses	903									50,867
670	A_6010910-Labor OffCycle Bonus	Customer Records and Collection Expenses	903									3,856
671	A_6030010-EE ProfDue Subs Fees	Customer Records and Collection Expenses	903									-
672	A_6030040-EE Meals 50% Deduct	Customer Records and Collection Expenses	903									-
673	A_6030050-EE Mileage	Customer Records and Collection Expenses	903									-
674	A_6030060-EE Shoes Uniforms	Customer Records and Collection Expenses	903									-
675	A_6030070-EE Training	Customer Records and Collection Expenses	903									-
676	A_6030080-EE Travel Lodging	Customer Records and Collection Expenses	903									-
677	A_6030091-EE Apprec and Gifts	Customer Records and Collection Expenses	903									-
678	A_6030800-EE Miscellaneous	Customer Records and Collection Expenses	903									-
679	A_6100010-Advertising	Customer Records and Collection Expenses	903									-
680	A_6100070-Consultants-Mgmt	Customer Records and Collection Expenses	903									-
681	A_6100080-Consultants-Other	Customer Records and Collection Expenses	903									-
682	A_6100100-Contractor Services	Customer Records and Collection Expenses	903									-
683	A_6100150-Printing	Customer Records and Collection Expenses	903									-
684	A_6400010-M&S FurnOffEquip	Customer Records and Collection Expenses	903									-
685	A_6400020-M&S Gen Office	Customer Records and Collection Expenses	903									-
686	A_6400070-M&S Safety	Customer Records and Collection Expenses	903									-
687	A_6400100-M&S OS Purchases	Customer Records and Collection Expenses	903									-
688	A_6400500-M&S Parts	Customer Records and Collection Expenses	903									-
689	A_6400510-M&S Small Tools	Customer Records and Collection Expenses	903									-
690	A_6401000-M&S Inven Issue	Customer Records and Collection Expenses	903									-
691	A_6500010-Transport-Vehicle	Customer Records and Collection Expenses	903									-
692	A_6710800-ST Rent-Other	Customer Records and Collection Expenses	903									-
693	A_6730030-Utilities-Telecom	Customer Records and Collection Expenses	903									-
694	A_6730800-Utilities-Other	Customer Records and Collection Expenses	903									-
695	A_6790101-Fees-Bank	Customer Records and Collection Expenses	903									-
696	A_6790199-Fees-Miscellaneous	Customer Records and Collection Expenses	903									-
697	A_6790210-Permitting	Customer Records and Collection Expenses	903									-
698	A_6790230-Postage Ship Courier	Customer Records and Collection Expenses	903									-
699	A_6790255-Selling Mktg Exp	Customer Records and Collection Expenses	903									-
700	A_6790320-Fleet Allocation	Customer Records and Collection Expenses	903									-
701	A_6790321-Stores Allocation	Customer Records and Collection Expenses	903									-
702	A_6790322-Small Tools Alloc	Customer Records and Collection Expenses	903									-
703	A_6790326-Facilities Alloc	Customer Records and Collection Expenses	903									-
704	A_6790800-Other Oper-Misc	Customer Records and Collection Expenses	903									-
705	A_6790010-Bad Debt Exp CIS	Uncollectible Accounts	904						(1,813,988)			(1,813,988)
706	A_6790020-Bad Debt Exp ARM	Uncollectible Accounts	904									-
707	A_6010000-1001/A6010000	Demonstrating and Selling Expenses	912									(19)
708	A_6010110-Labor Exempt ST	Demonstrating and Selling Expenses	912									19,340
709	A_6010130-Labor Exempt NonProd	Demonstrating and Selling Expenses	912									1,420
710	A_6010990-Labor Seconded Empl	Demonstrating and Selling Expenses	912									8,078
711	A_6030010-EE ProfDue Subs Fees	Demonstrating and Selling Expenses	912									-
712	A_6030040-EE Meals 50% Deduct	Demonstrating and Selling Expenses	912									-
713	A_6030070-EE Training	Demonstrating and Selling Expenses	912									-
714	A_6030080-EE Travel Lodging	Demonstrating and Selling Expenses	912									-
715	A_6030091-EE Apprec and Gifts	Demonstrating and Selling Expenses	912									-
716	A_6030800-EE Miscellaneous	Demonstrating and Selling Expenses	912									-
717	A_6100070-Consultants-Mgmt	Demonstrating and Selling Expenses	912									-

NMGC Exhibit ECB-5
Page 101 of 596

NEW MEXICO GAS COMPANY, INC.

Base Period Adjustment
Base Period - 12 Months Ending March 31, 2023
Future Test Year - 12 Months Ending September 30, 2025

	A	B	C	D	E	F	G	H	I	J	K	L
3	Description	Account Name	FERC Acct	Removal of Rate Rider 4 Activity	Base Period Merit Normalization	Base Period Vacancy Normalization (1)	Normalize Short-Term Incentive Compensation	Remove Long-Term Incentive Compensation and Deferred Compensation	Remove Severance and Intercompany Labor	Normalize 401K for Labor Adjustments	Remove Lobbying Expense	Remove Base Period Rate Case Expenses (2)
718	A_6400020-M&S Gen Office	Demonstrating and Selling Expenses	912		-	-						
719	A_6790055-Economic Development	Demonstrating and Selling Expenses	912		-	-						
720	A_6010000-1001/A6010000	Misc. Sales Expenses	916		0	-						
721	A_6010110-Labor Exempt ST	Misc. Sales Expenses	916		17,540	25,492						
722	A_6010130-Labor Exempt NonProd	Misc. Sales Expenses	916		3,875	-						
723	A_6030010-EE ProfDue Subs Fees	Misc. Sales Expenses	916		-	-						
724	A_6030040-EE Meals 50% Deduct	Misc. Sales Expenses	916		-	-						
725	A_6030070-EE Training	Misc. Sales Expenses	916		-	-						
726	A_6030080-EE Travel Lodging	Misc. Sales Expenses	916		-	-						
727	A_6030091-EE Apprec and Gifts	Misc. Sales Expenses	916		-	-						
728	A_6030800-EE Miscellaneous	Misc. Sales Expenses	916		-	-						
729	A_6100070-Consultants-Mgmt	Misc. Sales Expenses	916		-	-						
730	A_6400020-M&S Gen Office	Misc. Sales Expenses	916		-	-						
731	A_6400080-M&S Vehicle Fuel	Misc. Sales Expenses	916		-	-						
732	A_6500010-Transport-Vehicle	Misc. Sales Expenses	916		-	-						
733	A_6790199-Fees-Miscellaneous	Misc. Sales Expenses	916		-	-						
734	A_6790230-Postage Ship Courier	Misc. Sales Expenses	916		-	-						
735	A_6790320-Fleet Allocation	Misc. Sales Expenses	916		-	-						
736	**Total Customer Related O&M**			$ -	$ 520,027	$ 441,727	$ -	$ -	$ -	$ -	$ -	$ -
737												
738	**Administrative & General Expenses - Operation:**											
739	A_6010000-1001/A6010000	Administrative & General Salaries	920		-	-						
740	A_6010010-1001/R6010010	Administrative & General Salaries	920		-	-						
741	A_6010110-Labor Exempt ST	Administrative & General Salaries	920		371,074	539,314						
742	A_6010130-Labor Exempt NonProd	Administrative & General Salaries	920		70,644	-						
743	A_6010210-Labor NonExm ST	Administrative & General Salaries	920		28,549	41,492						
744	A_6010220-Labor NonExm OT	Administrative & General Salaries	920		1,195	(4,663)						
745	A_6010230-Labor NonExm NonProd	Administrative & General Salaries	920		5,588	-						
746	A_6010400-Labor Severance	Administrative & General Salaries	920		-	-			(38,750)			
747	A_6010910-Labor OffCycle Bonus	Administrative & General Salaries	920		6,615	-						
748	A_6010990-Labor Seconded Empl	Administrative & General Salaries	920		23,306	-						
749	A_6018999-Labor Exp Reclass	Administrative & General Salaries	920		(4)	-						
750	A_6020900-Employee Incentive	Administrative & General Salaries	920		-	-	(1,670,972)					
751	A_6790199-Fees-Miscellaneous	Administrative & General Salaries	920		-	-						
752	A_6790800-Other Oper-Misc	Administrative & General Salaries	920		-	-						
753	A_6030010-EE ProfDue Subs Fees	Office Supplies and Expenses	921		-	-						
754	A_6030040-EE Meals 50% Deduct	Office Supplies and Expenses	921		-	-						
755	A_6030050-EE Mileage	Office Supplies and Expenses	921		-	-						
756	A_6030060-EE Shoes Uniforms	Office Supplies and Expenses	921		-	-						
757	A_6030070-EE Training	Office Supplies and Expenses	921		-	-						
758	A_6030080-EE Travel Lodging	Office Supplies and Expenses	921		-	-						
759	A_6030091-EE Apprec and Gifts	Office Supplies and Expenses	921		-	-						
760	A_6030800-EE Miscellaneous	Office Supplies and Expenses	921		-	-						
761	A_6400010-M&S FurnOffEquip	Office Supplies and Expenses	921		-	-						
762	A_6400020-M&S Gen Office	Office Supplies and Expenses	921		-	-						
763	A_6400070-M&S Safety	Office Supplies and Expenses	921		-	-						
764	A_6400080-M&S Vehicle Fuel	Office Supplies and Expenses	921		-	-						
765	A_6400100-M&S OS Purchases	Office Supplies and Expenses	921		-	-						
766	A_6400500-M&S Parts	Office Supplies and Expenses	921		-	-						
767	A_6400510-M&S Small Tools	Office Supplies and Expenses	921		-	-						
768	A_6500010-Transport-Vehicle	Office Supplies and Expenses	921		-	-						

NMGC Exhibit ECB-5
Page 102 of 596

NEW MEXICO GAS COMPANY, INC.

Base Period Adjustment
Base Period - 12 Months Ending March 31, 2023
Future Test Year - 12 Months Ending September 30, 2025

	A	B	C	M	N	O	P	Q	R	S	T	U
3	Description	Account Name	FERC Acct	Normalize A&G Capitalization Load	Base Period Active Medical Expense	Base Period Pension and OPEB	Remove Vacation Accruals	General Insurance Costs	Normalize Bad Debt Expense	Normalize Solar Facility Savings	Normalize COVD-19 Non-Labor Costs and Savings	Total Base Period Adjustments
718	A_6400020-M&S Gen Office	Demonstrating and Selling Expenses	912									-
719	A_6790055-Economic Development	Demonstrating and Selling Expenses	912									-
720	A_6010000-1001/A6010000	Misc. Sales Expenses	916									**0**
721	A_6010110-Labor Exempt ST	Misc. Sales Expenses	916									**43,031**
722	A_6010130-Labor Exempt NonProd	Misc. Sales Expenses	916									**3,875**
723	A_6030010-EE ProfDue Subs Fees	Misc. Sales Expenses	916									-
724	A_6030040-EE Meals 50% Deduct	Misc. Sales Expenses	916									-
725	A_6030070-EE Training	Misc. Sales Expenses	916									-
726	A_6030080-EE Travel Lodging	Misc. Sales Expenses	916									-
727	A_6030091-EE Apprec and Gifts	Misc. Sales Expenses	916									-
728	A_6030800-EE Miscellaneous	Misc. Sales Expenses	916									-
729	A_6100070-Consultants-Mgmt	Misc. Sales Expenses	916									-
730	A_6400020-M&S Gen Office	Misc. Sales Expenses	916									-
731	A_6400080-M&S Vehicle Fuel	Misc. Sales Expenses	916									-
732	A_6500010-Transport-Vehicle	Misc. Sales Expenses	916									-
733	A_6790199-Fees-Miscellaneous	Misc. Sales Expenses	916									-
734	A_6790230-Postage Ship Courier	Misc. Sales Expenses	916									-
735	A_6790320-Fleet Allocation	Misc. Sales Expenses	916									-
736	**Total Customer Related O&M**			$ -	$ -	$ -	$ -	$ -	$ (1,813,988)	$ -	$ -	$ (852,234)
737												
738	**Administrative & General Expenses - Operation:**											
739	A_6010000-1001/A6010000	Administrative & General Salaries	920									-
740	A_6010010-1001/R6010010	Administrative & General Salaries	920									-
741	A_6010110-Labor Exempt ST	Administrative & General Salaries	920									**910,388**
742	A_6010130-Labor Exempt NonProd	Administrative & General Salaries	920									**70,644**
743	A_6010210-Labor NonExm ST	Administrative & General Salaries	920									**70,041**
744	A_6010220-Labor NonExm OT	Administrative & General Salaries	920									**(3,469)**
745	A_6010230-Labor NonExm NonProd	Administrative & General Salaries	920									**5,588**
746	A_6010400-Labor Severance	Administrative & General Salaries	920									**(38,750)**
747	A_6010910-Labor OffCycle Bonus	Administrative & General Salaries	920									**6,615**
748	A_6010990-Labor Seconded Empl	Administrative & General Salaries	920									**23,306**
749	A_6018999-Labor Exp Reclass	Administrative & General Salaries	920									**(4)**
750	A_6020900-Employee Incentive	Administrative & General Salaries	920									**(1,670,972)**
751	A_6790199-Fees-Miscellaneous	Administrative & General Salaries	920									-
752	A_6790800-Other Oper-Misc	Administrative & General Salaries	920									-
753	A_6030010-EE ProfDue Subs Fees	Office Supplies and Expenses	921									-
754	A_6030040-EE Meals 50% Deduct	Office Supplies and Expenses	921									-
755	A_6030050-EE Mileage	Office Supplies and Expenses	921									-
756	A_6030060-EE Shoes Uniforms	Office Supplies and Expenses	921									-
757	A_6030070-EE Training	Office Supplies and Expenses	921									-
758	A_6030080-EE Travel Lodging	Office Supplies and Expenses	921									-
759	A_6030091-EE Apprec and Gifts	Office Supplies and Expenses	921									-
760	A_6030800-EE Miscellaneous	Office Supplies and Expenses	921									-
761	A_6400010-M&S FurnOffEquip	Office Supplies and Expenses	921									-
762	A_6400020-M&S Gen Office	Office Supplies and Expenses	921									-
763	A_6400070-M&S Safety	Office Supplies and Expenses	921									-
764	A_6400080-M&S Vehicle Fuel	Office Supplies and Expenses	921									-
765	A_6400100-M&S OS Purchases	Office Supplies and Expenses	921									-
766	A_6400500-M&S Parts	Office Supplies and Expenses	921									-
767	A_6400510-M&S Small Tools	Office Supplies and Expenses	921									-
768	A_6500010-Transport-Vehicle	Office Supplies and Expenses	921									-

NMGC Exhibit ECB-5
Page 103 of 596

NEW MEXICO GAS COMPANY, INC.

Base Period Adjustment
Base Period - 12 Months Ending March 31, 2023
Future Test Year - 12 Months Ending September 30, 2025

	A	B	C	D	E	F	G	H	I	J	K	L
3	Description	Account Name	FERC Acct	Removal of Rate Rider 4 Activity	Base Period Merit Normalization	Base Period Vacancy Normalization (1)	Normalize Short-Term Incentive Compensation	Remove Long-Term Incentive Compensation and Deferred Compensation	Remove Severance and Intercompany Labor	Normalize 401K for Labor Adjustments	Remove Lobbying Expense	Remove Base Period Rate Case Expenses (2)
769	A_6730030-Utilities-Telecom	Office Supplies and Expenses	921		-	-						
770	A_6730800-Utilities-Other	Office Supplies and Expenses	921		-	-						
771	A_6790101-Fees-Bank	Office Supplies and Expenses	921		-	-						
772	A_6790230-Postage Ship Courier	Office Supplies and Expenses	921		-	-						
773	A_6790321-Stores Allocation	Office Supplies and Expenses	921		-	-						
774	A_6790322-Small Tools Alloc	Office Supplies and Expenses	921		-	-						
775	A_6790310-A&G Alloc to Capital	Administrative Expenses Transferred--Credit	922		-	(143,003)						
776	A_6100030-Consultants-Audit	Outside Services Employed	923		-	-						
777	A_6100060-Consultants-Legal	Outside Services Employed	923		-	-						
778	A_6100070-Consultants-Mgmt	Outside Services Employed	923		-	-						
779	A_6100080-Consultants-Other	Outside Services Employed	923		-	-						
780	A_6100100-Contractor Services	Outside Services Employed	923		-	-						
781	A_6100150-Printing	Outside Services Employed	923		-	-						
782	A_6100170-Hardware Maint/Svcs	Outside Services Employed	923		-	-						
783	A_6100190-Software Maintenance	Outside Services Employed	923		-	-						
784	A_6700503-Ins-Crime & Fidelity	Property Insurance	924		-	-						
785	A_6700514-Ins-Property	Property Insurance	924		-	-						
786	A_6030040-EE Meals 50% Deduct	Injuries and Damages	925		-	-						
787	A_6030080-EE Travel Lodging	Injuries and Damages	925		-	-						
788	A_6100080-Consultants-Other	Injuries and Damages	925		-	-						
789	A_6700500-Ins-Automobile	Injuries and Damages	925		-	-						
790	A_6700502-Ins-Brokerage Fees	Injuries and Damages	925		-	-						
791	A_6700504-Ins-Director&Officer	Injuries and Damages	925		-	-						
792	A_6700506-Ins-Excess Auto	Injuries and Damages	925		-	-						
793	A_6700507-Ins-Excess Gen Liab	Injuries and Damages	925		-	-						
794	A_6700508-Ins-Fiduciary	Injuries and Damages	925		-	-						
795	A_6700509-Ins-I&D Reserves	Injuries and Damages	925		-	-						
796	A_6700516-Ins-Special Risk	Injuries and Damages	925		-	-						
797	A_6700518-Ins-Travel Accident	Injuries and Damages	925		-	-						
798	A_6700519-Ins-WC Excess	Injuries and Damages	925		-	-						
799	A_6700520-Ins-WC States	Injuries and Damages	925		-	-						
800	A_6700599-Ins-Other	Injuries and Damages	925		-	-						
801	A_6790199-Fees-Miscellaneous	Injuries and Damages	925		-	-						
802	A_6790315-I&D Alloc to Capital	Injuries and Damages	925		-	-						
803	A_6020000-1001/A6020000	Employee Pensions and Benefits	926		-	-						
804	A_6020010-Ben Plan Admin Fee	Employee Pensions and Benefits	926		-	-						
805	A_6020020-Tuition Reimbursemnt	Employee Pensions and Benefits	926		-	-						
806	A_6020030-Life Insurance	Employee Pensions and Benefits	926		-	-						
807	A_6020040-LT Care Insurance	Employee Pensions and Benefits	926		-	-						
808	A_6020050-Medical Insur-Active	Employee Pensions and Benefits	926		-	-						
809	A_6020060-Pensions	Employee Pensions and Benefits	926		-	-						
810	A_6020080-PostRtFAS106-Active	Employee Pensions and Benefits	926		-	-						
811	A_6020100-LT Incentive Exp	Employee Pensions and Benefits	926		-	-		(1,453,488)				
812	A_6020101-Employee Def Comp	Employee Pensions and Benefits	926		-	-		42,626				
813	A_6020110-Employee Wellness	Employee Pensions and Benefits	926		-	-						
814	A_6020130-Emplr 401KFixed Mtch	Employee Pensions and Benefits	926		-	-				106,328		
815	A_6020131-Emplr 401K-IBEW Plan	Employee Pensions and Benefits	926		-	-						
816	A_6020140-Emplr 401KPerf Match	Employee Pensions and Benefits	926		-	-				(493,104)		
817	A_6020170-LTDisability FAS112	Employee Pensions and Benefits	926		-	-						
818	A_6020180-LTDisability Premium	Employee Pensions and Benefits	926		-	-						
819	A_6020220-Vacations (accrual)	Employee Pensions and Benefits	926		-	-						

NMGC Exhibit ECB-5
Page 104 of 596

NEW MEXICO GAS COMPANY, INC.

Base Period Adjustment
Base Period - 12 Months Ending March 31, 2023
Future Test Year - 12 Months Ending September 30, 2025

	A	B	C	M	N	O	P	Q	R	S	T	U
3	Description	Account Name	FERC Acct	Normalize A&G Capitalization Load	Base Period Active Medical Expense	Base Period Pension and OPEB	Remove Vacation Accruals	General Insurance Costs	Normalize Bad Debt Expense	Normalize Solar Facility Savings	Normalize COVD-19 Non-Labor Costs and Savings	Total Base Period Adjustments
769	A_6730030-Utilities-Telecom	Office Supplies and Expenses	921									-
770	A_6730800-Utilities-Other	Office Supplies and Expenses	921							(19,575)		(19,575)
771	A_6790101-Fees-Bank	Office Supplies and Expenses	921									-
772	A_6790230-Postage Ship Courier	Office Supplies and Expenses	921									-
773	A_6790321-Stores Allocation	Office Supplies and Expenses	921									-
774	A_6790322-Small Tools Alloc	Office Supplies and Expenses	921									-
775	A_6790310-A&G Alloc to Capital	Administrative Expenses Transferred--Credit	922	1,352,705								1,209,701
776	A_6100030-Consultants-Audit	Outside Services Employed	923									-
777	A_6100060-Consultants-Legal	Outside Services Employed	923									-
778	A_6100070-Consultants-Mgmt	Outside Services Employed	923									-
779	A_6100080-Consultants-Other	Outside Services Employed	923									-
780	A_6100100-Contractor Services	Outside Services Employed	923									-
781	A_6100150-Printing	Outside Services Employed	923									-
782	A_6100170-Hardware Maint/Svcs	Outside Services Employed	923									-
783	A_6100190-Software Maintenance	Outside Services Employed	923									-
784	A_6700503-Ins-Crime & Fidelity	Property Insurance	924					768				768
785	A_6700514-Ins-Property	Property Insurance	924					1,726				1,726
786	A_6030040-EE Meals 50% Deduct	Injuries and Damages	925									-
787	A_6030080-EE Travel Lodging	Injuries and Damages	925									-
788	A_6100080-Consultants-Other	Injuries and Damages	925									-
789	A_6700500-Ins-Automobile	Injuries and Damages	925					(5,275)				(5,275)
790	A_6700502-Ins-Brokerage Fees	Injuries and Damages	925					43,002				43,002
791	A_6700504-Ins-Director&Officer	Injuries and Damages	925					2,813				2,813
792	A_6700506-Ins-Excess Auto	Injuries and Damages	925					5,152				5,152
793	A_6700507-Ins-Excess Gen Liab	Injuries and Damages	925					156,282				156,282
794	A_6700508-Ins-Fiduciary	Injuries and Damages	925					379				379
795	A_6700509-Ins-I&D Reserves	Injuries and Damages	925					238,837				238,837
796	A_6700516-Ins-Special Risk	Injuries and Damages	925					91				91
797	A_6700518-Ins-Travel Accident	Injuries and Damages	925					1,137				1,137
798	A_6700519-Ins-WC Excess	Injuries and Damages	925					(18,431)				(18,431)
799	A_6700520-Ins-WC States	Injuries and Damages	925					82,606				82,606
800	A_6700599-Ins-Other	Injuries and Damages	925					38,822				38,822
801	A_6790199-Fees-Miscellaneous	Injuries and Damages	925									-
802	A_6790315-I&D Alloc to Capital	Injuries and Damages	925									-
803	A_6020000-1001/A6020000	Employee Pensions and Benefits	926									-
804	A_6020010-Ben Plan Admin Fee	Employee Pensions and Benefits	926									-
805	A_6020020-Tuition Reimbursemnt	Employee Pensions and Benefits	926									-
806	A_6020030-Life Insurance	Employee Pensions and Benefits	926									-
807	A_6020040-LT Care Insurance	Employee Pensions and Benefits	926									-
808	A_6020050-Medical Insur-Active	Employee Pensions and Benefits	926		(398,074)							(398,074)
809	A_6020060-Pensions	Employee Pensions and Benefits	926			(100,381)						(100,381)
810	A_6020080-PostRtFAS106-Active	Employee Pensions and Benefits	926			(1,619)						(1,619)
811	A_6020100-LT Incentive Exp	Employee Pensions and Benefits	926									(1,453,488)
812	A_6020101-Employee Def Comp	Employee Pensions and Benefits	926									42,626
813	A_6020110-Employee Wellness	Employee Pensions and Benefits	926									-
814	A_6020130-Emplr 401KFixed Mtch	Employee Pensions and Benefits	926									106,328
815	A_6020131-Emplr 401K-IBEW Plan	Employee Pensions and Benefits	926									-
816	A_6020140-Emplr 401KPerf Match	Employee Pensions and Benefits	926									(493,104)
817	A_6020170-LTDisability FAS112	Employee Pensions and Benefits	926									-
818	A_6020180-LTDisability Premium	Employee Pensions and Benefits	926									-
819	A_6020220-Vacations (accrual)	Employee Pensions and Benefits	926				(361,916)					(361,916)

NMGC Exhibit ECB-5
Page 105 of 596

NEW MEXICO GAS COMPANY, INC.

Base Period Adjustment
Base Period - 12 Months Ending March 31, 2023
Future Test Year - 12 Months Ending September 30, 2025

	A	B	C	D	E	F	G	H	I	J	K	L
3	Description	Account Name	FERC Acct	Removal of Rate Rider 4 Activity	Base Period Merit Normalization	Base Period Vacancy Normalization (1)	Normalize Short-Term Incentive Compensation	Remove Long-Term Incentive Compensation and Deferred Compensation	Remove Severance and Intercompany Labor	Normalize 401K for Labor Adjustments	Remove Lobbying Expense	Remove Base Period Rate Case Expenses (2)
820	A_6020230-Restoration Plan Exp	Employee Pensions and Benefits	926		-	-						
821	A_6020240-Emplr Mtch Stk Purch	Employee Pensions and Benefits	926		-	-						
822	A_6020800-Benefits-Other	Employee Pensions and Benefits	926		-	-	(167,934)					
823	A_6020920-Emp Service Awards	Employee Pensions and Benefits	926		-	-						
824	A_6028999-Benefits Fringe Rcls	Employee Pensions and Benefits	926		-	-						
825	A_6790199-Fees-Miscellaneous	Employee Pensions and Benefits	926		-	-						
826	A_6790800-Other Oper-Misc	Employee Pensions and Benefits	926		-	-						
827	A_7204020-FAS106 Act NonSvc	Employee Pensions and Benefits	926		-	-						
828	A_7204030-FAS106 Ret NonSvc	Employee Pensions and Benefits	926		-	-						
829	A_6791000-Rate Case Expense	Regulatory Commission Expenses	928		-	-						(1,060,567)
830	A_6710800-ST Rent-Other	Rents	931		-	-						
831	A_6720020-LTLease-NonOffEquip	Rents	931		-	-						
832	A_6720800-LTLease--Other	Rents	931		-	-						
833	A_6790326-Facilities Alloc	Rents	931		-	-						
834	**Total Administrative & General Operation Expenses**			$ -	$ 506,967	$ 433,140	$ (1,838,906)	$ (1,410,862)	$ (38,750)	$ (386,775)	$ -	$ (1,060,567)
835												
836	**Administrative & General Expenses - Maintenance:**											
837	A_6100010-Advertising	General Advertising/Misc. General Expenses	930.1		-	-						
838	**Total Administrative & General Maintenance Expenses**			$ -	$ -	$ -	$ -	$ -	$ -	$ -	$ -	$ -
839												
840	**Administrative & General Expenses - Operation:**											
841	A_6010110-Labor Exempt ST	General Advertising/Misc. General Expenses	930.2		14,949	21,726						
842	A_6010130-Labor Exempt NonProd	General Advertising/Misc. General Expenses	930.2		2,251	-						
843	A_6010210-Labor NonExm ST	General Advertising/Misc. General Expenses	930.2		372	541						
844	A_6010220-Labor NonExm OT	General Advertising/Misc. General Expenses	930.2		18	(70)						
845	A_6010230-Labor NonExm NonProd	General Advertising/Misc. General Expenses	930.2		34	-						
846	A_6010900-Labor Commissions	General Advertising/Misc. General Expenses	930.2		-	-						
847	A_6010910-Labor OffCycle Bonus	General Advertising/Misc. General Expenses	930.2		46	-						
848	A_6018999-Labor Exp Reclass	General Advertising/Misc. General Expenses	930.2		(16,172)	-						
849	A_6030010-EE ProfDue Subs Fees	General Advertising/Misc. General Expenses	930.2		-	-					(1,577)	
850	A_6030040-EE Meals 50% Deduct	General Advertising/Misc. General Expenses	930.2		-	-						
851	A_6030050-EE Mileage	General Advertising/Misc. General Expenses	930.2		-	-						
852	A_6030060-EE Shoes Uniforms	General Advertising/Misc. General Expenses	930.2		-	-						
853	A_6030070-EE Training	General Advertising/Misc. General Expenses	930.2		-	-						
854	A_6030080-EE Travel Lodging	General Advertising/Misc. General Expenses	930.2		-	-						
855	A_6030091-EE Apprec and Gifts	General Advertising/Misc. General Expenses	930.2		-	-						
856	A_6030800-EE Miscellaneous	General Advertising/Misc. General Expenses	930.2		-	-						
857	A_6100010-Advertising	General Advertising/Misc. General Expenses	930.2		-	-						
858	A_6100060-Consultants-Legal	General Advertising/Misc. General Expenses	930.2		-	-						
859	A_6100070-Consultants-Mgmt	General Advertising/Misc. General Expenses	930.2		-	-						
860	A_6100080-Consultants-Other	General Advertising/Misc. General Expenses	930.2		-	-						
861	A_6100100-Contractor Services	General Advertising/Misc. General Expenses	930.2		-	-						
862	A_6100120-Tool Service/Repair	General Advertising/Misc. General Expenses	930.2		-	-						
863	A_6100150-Printing	General Advertising/Misc. General Expenses	930.2		-	-						
864	A_6100170-Hardware Maint/Svcs	General Advertising/Misc. General Expenses	930.2		-	-						
865	A_6100190-Software Maintenance	General Advertising/Misc. General Expenses	930.2		-	-						
866	A_6108999-OutSvc Exp Reclass	General Advertising/Misc. General Expenses	930.2		-	-						
867	A_6400010-M&S FurnOffEquip	General Advertising/Misc. General Expenses	930.2		-	-						
868	A_6400020-M&S Gen Office	General Advertising/Misc. General Expenses	930.2		-	-						
869	A_6400070-M&S Safety	General Advertising/Misc. General Expenses	930.2		-	-						
870	A_6400080-M&S Vehicle Fuel	General Advertising/Misc. General Expenses	930.2		-	-						

NMGC Exhibit ECB-5
Page 106 of 596

NEW MEXICO GAS COMPANY, INC.

Base Period Adjustment
Base Period - 12 Months Ending March 31, 2023
Future Test Year - 12 Months Ending September 30, 2025

	A	B	C	M	N	O	P	Q	R	S	T	U
3	Description	Account Name	FERC Acct	Normalize A&G Capitalization Load	Base Period Active Medical Expense	Base Period Pension and OPEB	Remove Vacation Accruals	General Insurance Costs	Normalize Bad Debt Expense	Normalize Solar Facility Savings	Normalize COVD-19 Non-Labor Costs and Savings	Total Base Period Adjustments
820	A_6020230-Restoration Plan Exp	Employee Pensions and Benefits	926			1,849						1,849
821	A_6020240-Emplr Mtch Stk Purch	Employee Pensions and Benefits	926									-
822	A_6020800-Benefits-Other	Employee Pensions and Benefits	926									(167,934)
823	A_6020920-Emp Service Awards	Employee Pensions and Benefits	926									-
824	A_6028999-Benefits Fringe Rcls	Employee Pensions and Benefits	926									-
825	A_6790199-Fees-Miscellaneous	Employee Pensions and Benefits	926									-
826	A_6790800-Other Oper-Misc	Employee Pensions and Benefits	926									-
827	A_7204020-FAS106 Act NonSvc	Employee Pensions and Benefits	926			185,760						185,760
828	A_7204030-FAS106 Ret NonSvc	Employee Pensions and Benefits	926			(81,046)						(81,046)
829	A_6791000-Rate Case Expense	Regulatory Commission Expenses	928									(1,060,567)
830	A_6710800-ST Rent-Other	Rents	931									-
831	A_6720020-LTLease-NonOffEquip	Rents	931									-
832	A_6720800-LTLease--Other	Rents	931									-
833	A_6790326-Facilities Alloc	Rents	931									-
834	**Total Administrative & General Operation Expenses**			$ 1,352,705	$ (398,074)	$ 4,563	$ (361,916)	$ 547,909	$ -	$ (19,575)	$ -	$ (2,670,141)
835												
836	**Administrative & General Expenses - Maintenance:**											
837	A_6100010-Advertising	General Advertising/Misc. General Expenses	930.1									-
838	**Total Administrative & General Maintenance Expenses**			$ -	$ -	$ -	$ -	$ -	$ -	$ -	$ -	$ -
839												
840	**Administrative & General Expenses - Operation:**											
841	A_6010110-Labor Exempt ST	General Advertising/Misc. General Expenses	930.2									36,675
842	A_6010130-Labor Exempt NonProd	General Advertising/Misc. General Expenses	930.2									2,251
843	A_6010210-Labor NonExm ST	General Advertising/Misc. General Expenses	930.2									913
844	A_6010220-Labor NonExm OT	General Advertising/Misc. General Expenses	930.2									(52)
845	A_6010230-Labor NonExm NonProd	General Advertising/Misc. General Expenses	930.2									34
846	A_6010900-Labor Commissions	General Advertising/Misc. General Expenses	930.2									-
847	A_6010910-Labor OffCycle Bonus	General Advertising/Misc. General Expenses	930.2									46
848	A_6018999-Labor Exp Reclass	General Advertising/Misc. General Expenses	930.2									(16,172)
849	A_6030010-EE ProfDue Subs Fees	General Advertising/Misc. General Expenses	930.2									(1,577)
850	A_6030040-EE Meals 50% Deduct	General Advertising/Misc. General Expenses	930.2									-
851	A_6030050-EE Mileage	General Advertising/Misc. General Expenses	930.2									-
852	A_6030060-EE Shoes Uniforms	General Advertising/Misc. General Expenses	930.2									-
853	A_6030070-EE Training	General Advertising/Misc. General Expenses	930.2									-
854	A_6030080-EE Travel Lodging	General Advertising/Misc. General Expenses	930.2									-
855	A_6030091-EE Apprec and Gifts	General Advertising/Misc. General Expenses	930.2									-
856	A_6030800-EE Miscellaneous	General Advertising/Misc. General Expenses	930.2									-
857	A_6100010-Advertising	General Advertising/Misc. General Expenses	930.2									-
858	A_6100060-Consultants-Legal	General Advertising/Misc. General Expenses	930.2									-
859	A_6100070-Consultants-Mgmt	General Advertising/Misc. General Expenses	930.2									-
860	A_6100080-Consultants-Other	General Advertising/Misc. General Expenses	930.2									-
861	A_6100100-Contractor Services	General Advertising/Misc. General Expenses	930.2									-
862	A_6100120-Tool Service/Repair	General Advertising/Misc. General Expenses	930.2									-
863	A_6100150-Printing	General Advertising/Misc. General Expenses	930.2									-
864	A_6100170-Hardware Maint/Svcs	General Advertising/Misc. General Expenses	930.2									-
865	A_6100190-Software Maintenance	General Advertising/Misc. General Expenses	930.2									-
866	A_6108999-OutSvc Exp Reclass	General Advertising/Misc. General Expenses	930.2									-
867	A_6400010-M&S FurnOffEquip	General Advertising/Misc. General Expenses	930.2									-
868	A_6400020-M&S Gen Office	General Advertising/Misc. General Expenses	930.2									-
869	A_6400070-M&S Safety	General Advertising/Misc. General Expenses	930.2									-
870	A_6400080-M&S Vehicle Fuel	General Advertising/Misc. General Expenses	930.2									-

NMGC Exhibit ECB-5
Page 107 of 596

NEW MEXICO GAS COMPANY, INC.

Base Period Adjustment
Base Period - 12 Months Ending March 31, 2023
Future Test Year - 12 Months Ending September 30, 2025

	A	B	C	D	E	F	G	H	I	J	K	L
3	Description	Account Name	FERC Acct	Removal of Rate Rider 4 Activity	Base Period Merit Normalization	Base Period Vacancy Normalization (1)	Normalize Short-Term Incentive Compensation	Remove Long-Term Incentive Compensation and Deferred Compensation	Remove Severance and Intercompany Labor	Normalize 401K for Labor Adjustments	Remove Lobbying Expense	Remove Base Period Rate Case Expenses (2)
871	A_6400100-M&S OS Purchases	General Advertising/Misc. General Expenses	930.2		-	-						
872	A_6400500-M&S Parts	General Advertising/Misc. General Expenses	930.2		-	-						
873	A_6400510-M&S Small Tools	General Advertising/Misc. General Expenses	930.2		-	-						
874	A_6401000-M&S Inven Issue	General Advertising/Misc. General Expenses	930.2		-	-						
875	A_6500010-Transport-Vehicle	General Advertising/Misc. General Expenses	930.2		-	-						
876	A_6700510-Ins-Longshore Comp	General Advertising/Misc. General Expenses	930.2		-	-						
877	A_6720800-LTLease--Other	General Advertising/Misc. General Expenses	930.2		-	-						
878	A_6730030-Utilities-Telecom	General Advertising/Misc. General Expenses	930.2		-	-						
879	A_6730060-Utilities-Water	General Advertising/Misc. General Expenses	930.2		-	-						
880	A_6730800-Utilities-Other	General Advertising/Misc. General Expenses	930.2		-	-						
881	A_6790030-Director's Expenses	General Advertising/Misc. General Expenses	930.2		-	-						
882	A_6790050-Defd Compensation	General Advertising/Misc. General Expenses	930.2		-	-						
883	A_6790101-Fees-Bank	General Advertising/Misc. General Expenses	930.2		-	-						
884	A_6790102-Fees-Report Filing	General Advertising/Misc. General Expenses	930.2		-	-						
885	A_6790103-Fees-Registration	General Advertising/Misc. General Expenses	930.2		-	-						
886	A_6790199-Fees-Miscellaneous	General Advertising/Misc. General Expenses	930.2		-	-						
887	A_6790210-Permitting	General Advertising/Misc. General Expenses	930.2		-	-						
888	A_6790230-Postage Ship Courier	General Advertising/Misc. General Expenses	930.2		-	-						
889	A_6790255-Selling Mktg Exp	General Advertising/Misc. General Expenses	930.2		-	-						
890	A_6790321-Stores Allocation	General Advertising/Misc. General Expenses	930.2		-	-						
891	A_6790322-Small Tools Alloc	General Advertising/Misc. General Expenses	930.2		-	-						
892	A_6790704-IC Corp Services	General Advertising/Misc. General Expenses	930.2		-	-						
893	A_6790709-IC Asset Usage Fee	General Advertising/Misc. General Expenses	930.2		-	-						
894	A_6790800-Other Oper-Misc	General Advertising/Misc. General Expenses	930.2		-	-						
895	A_6798999-1001/6798999	General Advertising/Misc. General Expenses	930.2		-	-						
896	A_8900170-FICO Recon TOTI	General Advertising/Misc. General Expenses	930.2		-	-						
897	A_8903001-FICO Rec Enrg Alloc	General Advertising/Misc. General Expenses	930.2		-	-						
898	A_8903002-FICO Rec IT Alloc	General Advertising/Misc. General Expenses	930.2		-	-						
899	A_8903003-FICO Rec Telec Alloc	General Advertising/Misc. General Expenses	930.2		-	-						
900	A_8903005-FICO Rec HR Alloc	General Advertising/Misc. General Expenses	930.2		-	-						
901	A_8903007-FICO Rec Proc Alloc	General Advertising/Misc. General Expenses	930.2		-	-						
902	A_8903008-FICO Rec HR ER Alloc	General Advertising/Misc. General Expenses	930.2		-	-						
903	A_8903009-FICO Rec EM Alloc	General Advertising/Misc. General Expenses	930.2		-	-						
904	A_8903011-FICO Rec AP Alloc	General Advertising/Misc. General Expenses	930.2		-	-						
905	A_8903012-FICO Rec Claim Alloc	General Advertising/Misc. General Expenses	930.2		-	-						
906	**Total Administrative & General Expenses - Operation**			$ -	$ 1,496	$ 22,197	$ -	$ -	$ -	$ -	$ (1,577)	$ -
907												
908	**Total Administrative & General Expenses**			$ -	$ 508,463	$ 455,337	$ (1,838,906)	$ (1,410,862)	$ (38,750)	$ (386,775)	$ (1,577)	$ (1,060,567)
909												
910	**Total Operations and Maintenance Expenses**			$ (381,185,244)	$ 2,500,951	$ 1,578,857	$ (1,838,906)	$ (1,410,862)	$ (43,750)	$ (386,775)	$ (1,577)	$ (1,060,567)
911												
912												
913	(1) Base Period Vacancy Normalization Adjustment normalizes vacancies during the base period. This adjustment is then carried forward to the Linkage and Future Test Year using the labor esclation rates provided in NMGC Exhibit ECB-5, WP 1 OM Inputs - Gen Tax. Vacancy assumptions and associated impact on overtime can also be adjusted in NMGC Exhibit ECB-5, WP 1 OM Inputs - Gen Tax. See additional discussion in NMGC Witness Wilcox's Direct Testimony.											
914	(2) Rate Case expenses are shown separately as a component of other allowable expenses on the COS Summary.											

NMGC Exhibit ECB-5
Page 108 of 596

NEW MEXICO GAS COMPANY, INC.

Base Period Adjustment
Base Period - 12 Months Ending March 31, 2023
Future Test Year - 12 Months Ending September 30, 2025

	A	B	C	M	N	O	P	Q	R	S	T	U
3	Description	Account Name	FERC Acct	Normalize A&G Capitalization Load	Base Period Active Medical Expense	Base Period Pension and OPEB	Remove Vacation Accruals	General Insurance Costs	Normalize Bad Debt Expense	Normalize Solar Facility Savings	Normalize COVD-19 Non-Labor Costs and Savings	Total Base Period Adjustments
871	A_6400100-M&S OS Purchases	General Advertising/Misc. General Expenses	930.2									-
872	A_6400500-M&S Parts	General Advertising/Misc. General Expenses	930.2									-
873	A_6400510-M&S Small Tools	General Advertising/Misc. General Expenses	930.2									-
874	A_6401000-M&S Inven Issue	General Advertising/Misc. General Expenses	930.2									-
875	A_6500010-Transport-Vehicle	General Advertising/Misc. General Expenses	930.2									-
876	A_6700510-Ins-Longshore Comp	General Advertising/Misc. General Expenses	930.2									-
877	A_6720800-LTLease--Other	General Advertising/Misc. General Expenses	930.2									-
878	A_6730030-Utilities-Telecom	General Advertising/Misc. General Expenses	930.2									-
879	A_6730060-Utilities-Water	General Advertising/Misc. General Expenses	930.2									-
880	A_6730800-Utilities-Other	General Advertising/Misc. General Expenses	930.2									-
881	A_6790030-Director's Expenses	General Advertising/Misc. General Expenses	930.2									-
882	A_6790050-Defd Compensation	General Advertising/Misc. General Expenses	930.2									-
883	A_6790101-Fees-Bank	General Advertising/Misc. General Expenses	930.2									-
884	A_6790102-Fees-Report Filing	General Advertising/Misc. General Expenses	930.2									-
885	A_6790103-Fees-Registration	General Advertising/Misc. General Expenses	930.2									-
886	A_6790199-Fees-Miscellaneous	General Advertising/Misc. General Expenses	930.2									-
887	A_6790210-Permitting	General Advertising/Misc. General Expenses	930.2									-
888	A_6790230-Postage Ship Courier	General Advertising/Misc. General Expenses	930.2									-
889	A_6790255-Selling Mktg Exp	General Advertising/Misc. General Expenses	930.2									-
890	A_6790321-Stores Allocation	General Advertising/Misc. General Expenses	930.2									-
891	A_6790322-Small Tools Alloc	General Advertising/Misc. General Expenses	930.2									-
892	A_6790704-IC Corp Services	General Advertising/Misc. General Expenses	930.2									-
893	A_6790709-IC Asset Usage Fee	General Advertising/Misc. General Expenses	930.2									-
894	A_6790800-Other Oper-Misc	General Advertising/Misc. General Expenses	930.2									-
895	A_6798999-1001/6798999	General Advertising/Misc. General Expenses	930.2									-
896	A_8900170-FICO Recon TOTI	General Advertising/Misc. General Expenses	930.2									-
897	A_8903001-FICO Rec Enrg Alloc	General Advertising/Misc. General Expenses	930.2									-
898	A_8903002-FICO Rec IT Alloc	General Advertising/Misc. General Expenses	930.2									-
899	A_8903003-FICO Rec Telec Alloc	General Advertising/Misc. General Expenses	930.2									-
900	A_8903005-FICO Rec HR Alloc	General Advertising/Misc. General Expenses	930.2									-
901	A_8903007-FICO Rec Proc Alloc	General Advertising/Misc. General Expenses	930.2									-
902	A_8903008-FICO Rec HR ER Alloc	General Advertising/Misc. General Expenses	930.2									-
903	A_8903009-FICO Rec EM Alloc	General Advertising/Misc. General Expenses	930.2									-
904	A_8903011-FICO Rec AP Alloc	General Advertising/Misc. General Expenses	930.2									-
905	A_8903012-FICO Rec Claim Alloc	General Advertising/Misc. General Expenses	930.2									-
906	**Total Administrative & General Expenses - Operation**			$ -	$ -	$ -	$ -	$ -	$ -	$ -	$ -	$ 22,116
907												
908	**Total Administrative & General Expenses**			$ 1,352,705	$ (398,074)	$ 4,563	$ (361,916)	$ 547,909	$ -	$ (19,575)	$ -	$ (2,648,025)
909												
910	**Total Operations and Maintenance Expenses**			$ 1,352,705	$ (398,074)	$ 4,563	$ (361,916)	$ 547,909	$ (1,813,988)	$ (19,575)	$ -	$ (382,536,249)
911												
912												
913	(1) Base Period Vacancy Normalization Adjustment normalizes vacancies during the base period. This adjustment is then carried forward to the Linkage and Future Test Year using the labor esclation rates provided in NMGC Exhibit ECB-5, WP 1 OM Inputs - Gen Tax. Vacancy assumptions and associated impact on overtime can also be adjusted in NMGC Exhibit ECB-5, WP 1 OM Inputs - Gen Tax. See additional discussion in NMGC Witness Wilcox's Direct Testimony.											
914	(2) Rate Case expenses are shown separately as a component of other allowable expenses on the COS Summary.											

NMGC Exhibit ECB-5
Page 109 of 596

NEW MEXICO GAS COMPANY, INC.

Summary of Specifically Forecasted Items
Base Period - 12 Months Ending March 31, 2023
Future Test Year - 12 Months Ending September 30, 2025

	A	B	C	D	E	F	G	H	I	J
1										
2										
3	Description	Inputs Name	FERC Acct	Total Company Adjusted Base Period Ending 3/31/2023		Base Labor Expense	Base Incentive Compensation Expense	Base Normalize 401K Match	Base Medical and Dental Expense	Base Pension and OPEB Expenses
4										
5	**Other Gas Supply Operations:**									
6	A_6300100-Cost of Natural Gas	Natural Gas Gasoline Plant Outlet Purchases	802	-		-				
7	A_6300100-Cost of Natural Gas	Natural Gas Transmission Line Purchases	803	-		-				
8	A_6100080-Consultants-Other	Natural Gas Transmission Line Purchases	803	-		-				
9	A_6100190-Software Maintenance	Natural Gas Transmission Line Purchases	803	-		-				
10	A_6790230-Postage Ship Courier	Natural Gas Transmission Line Purchases	803	-		-				
11	A_6300100-Cost of Natural Gas	Natural Gas City Gate Purchases	804	-		-				
12	A_6400100-M&S OS Purchases	Natural Gas City Gate Purchases	804	-		-				
13	A_6790321-Stores Allocation	Natural Gas City Gate Purchases	804	-		-				
14	A_6790322-Small Tools Alloc	Natural Gas City Gate Purchases	804	-		-				
15	A_6300000-1001/S6300000	Other Gas Purchases	805.1	-		-				
16	A_6300100-Cost of Natural Gas	Exchange Gas	806	-		-				
17	A_6300100-Cost of Natural Gas	Gas Withdrawn From Storage - Debit	808.1	-		-				
18	A_6300100-Cost of Natural Gas	Gas Delivered to Storage - Credit	808.2	-		-				
19	A_6300100-Cost of Natural Gas	Gas Used for Compressor Station Fuel	810	-		-				
20	A_6790800-Other Oper-Misc	Gas Used For Other Utility Operations	812	-		-				
21	A_6010110-Labor Exempt ST	Other Gas Supply Expenses	813	919,837		919,837				
22	A_6010130-Labor Exempt NonProd	Other Gas Supply Expenses	813	102,720		102,720				
23	A_6010910-Labor OffCycle Bonus	Other Gas Supply Expenses	813	99,224		99,224				
24	A_6010990-Labor Seconded Employees	Other Gas Supply Expenses	813	4,776		4,776				
25	A_6030010-EE ProfDue Subs Fees	Other Gas Supply Expenses	813	55,245		-				
26	A_6030040-EE Meals 50% Deduct	Other Gas Supply Expenses	813	1,112		-				
27	A_6030070-EE Training	Other Gas Supply Expenses	813	1,668		-				
28	A_6030080-EE Travel Lodging	Other Gas Supply Expenses	813	7,006		-				
29	A_6030091-EE Apprec and Gifts	Other Gas Supply Expenses	813	511		-				
30	A_6030800-EE Miscellaneous	Other Gas Supply Expenses	813	1,401		-				
31	A_6100070-Consultants-Mgmt	Other Gas Supply Expenses	813	500		-				
32	A_6100080-Consultants-Other	Other Gas Supply Expenses	813	17,779		-				
33	A_6400010-M&S FurnOffEquip	Other Gas Supply Expenses	813	748		-				
34	A_6400020-M&S Gen Office	Other Gas Supply Expenses	813	313		-				
35	A_6790800-Other Oper-Misc	Other Gas Supply Expenses	813	200,516		-				
36	A_6300100-Cost of Natural Gas	Rents	826	-		-				
37	**Total Fuel Related O&M**			$ 1,413,356		$ 1,126,558	$ -	$ -	$ -	$ -
38										
39	**Transmission Expenses - Operation:**									
40	A_6010110-Labor Exempt ST	Operation Supervision and Engineering	850	314,632		314,632				
41	A_6010130-Labor Exempt NonProd	Operation Supervision and Engineering	850	62,069		62,069				
42	A_6010210-Labor NonExm ST	Operation Supervision and Engineering	850	123,954		123,954				
43	A_6010220-Labor NonExm OT	Operation Supervision and Engineering	850	25,804		25,804				
44	A_6010230-Labor NonExm NonProd	Operation Supervision and Engineering	850	21,573		21,573				
45	A_6010910-Labor OffCycle Bonus	Operation Supervision and Engineering	850	647		647				
46	A_6030010-EE ProfDue Subs Fees	Operation Supervision and Engineering	850	2,153		-				
47	A_6030040-EE Meals 50% Deduct	Operation Supervision and Engineering	850	3,796		-				
48	A_6030060-EE Shoes Uniforms	Operation Supervision and Engineering	850	2,107		-				
49	A_6030070-EE Training	Operation Supervision and Engineering	850	7,267		-				
50	A_6030080-EE Travel Lodging	Operation Supervision and Engineering	850	14,315		-				

NMGC Exhibit ECB-5
Page 110 of 596

Sponsored by NMGC Witness Erik C. Buchanan

WP 4 OM Separately Forecasted

NEW MEXICO GAS COMPANY, INC.

Summary of Specifically Forecasted Items
Base Period - 12 Months Ending March 31, 2023
Future Test Year - 12 Months Ending September 30, 2025

	A	B	C	K	L	M	N	O	P	Q	R
1											
2				Adjusted Base Period Separately Forecasted Items to Carry Forward, without separate escalation				Adjusted Base Period Separately Forecasted Items to Carry Forward, without separate escalation			
3	Description	Inputs Name	FERC Acct	Transmission Integrity Program Costs	General Insurance Costs	Non-interest Revolver Adjustment	Espanola Lease Expense	Board of Director Costs	Shared Services Expense	Adjusted Base Period Separately Forecasted Items to Carry Forward	
4											
5	**Other Gas Supply Operations:**										
6	A_6300100-Cost of Natural Gas	Natural Gas Gasoline Plant Outlet Purchases	802							-	
7	A_6300100-Cost of Natural Gas	Natural Gas Transmission Line Purchases	803							-	
8	A_6100080-Consultants-Other	Natural Gas Transmission Line Purchases	803							-	
9	A_6100190-Software Maintenance	Natural Gas Transmission Line Purchases	803							-	
10	A_6790230-Postage Ship Courier	Natural Gas Transmission Line Purchases	803							-	
11	A_6300100-Cost of Natural Gas	Natural Gas City Gate Purchases	804							-	
12	A_6400100-M&S OS Purchases	Natural Gas City Gate Purchases	804							-	
13	A_6790321-Stores Allocation	Natural Gas City Gate Purchases	804							-	
14	A_6790322-Small Tools Alloc	Natural Gas City Gate Purchases	804							-	
15	A_6300000-1001/S6300000	Other Gas Purchases	805.1							-	
16	A_6300100-Cost of Natural Gas	Exchange Gas	806							-	
17	A_6300100-Cost of Natural Gas	Gas Withdrawn From Storage - Debit	808.1							-	
18	A_6300100-Cost of Natural Gas	Gas Delivered to Storage - Credit	808.2							-	
19	A_6300100-Cost of Natural Gas	Gas Used for Compressor Station Fuel	810							-	
20	A_6790800-Other Oper-Misc	Gas Used For Other Utility Operations	812							-	
21	A_6010110-Labor Exempt ST	Other Gas Supply Expenses	813							919,837	
22	A_6010130-Labor Exempt NonProd	Other Gas Supply Expenses	813							102,720	
23	A_6010910-Labor OffCycle Bonus	Other Gas Supply Expenses	813							99,224	
24	A_6010990-Labor Seconded Employees	Other Gas Supply Expenses	813							4,776	
25	A_6030010-EE ProfDue Subs Fees	Other Gas Supply Expenses	813							-	
26	A_6030040-EE Meals 50% Deduct	Other Gas Supply Expenses	813							-	
27	A_6030070-EE Training	Other Gas Supply Expenses	813							-	
28	A_6030080-EE Travel Lodging	Other Gas Supply Expenses	813							-	
29	A_6030091-EE Apprec and Gifts	Other Gas Supply Expenses	813							-	
30	A_6030800-EE Miscellaneous	Other Gas Supply Expenses	813							-	
31	A_6100070-Consultants-Mgmt	Other Gas Supply Expenses	813							-	
32	A_6100080-Consultants-Other	Other Gas Supply Expenses	813							-	
33	A_6400010-M&S FurnOffEquip	Other Gas Supply Expenses	813							-	
34	A_6400020-M&S Gen Office	Other Gas Supply Expenses	813							-	
35	A_6790800-Other Oper-Misc	Other Gas Supply Expenses	813							-	
36	A_6300100-Cost of Natural Gas	Rents	826							-	
37	**Total Fuel Related O&M**			$ -	$ -	$ -	$ -	$ -	$ -	$ 1,126,558	
38											
39	**Transmission Expenses - Operation:**										
40	A_6010110-Labor Exempt ST	Operation Supervision and Engineering	850							314,632	
41	A_6010130-Labor Exempt NonProd	Operation Supervision and Engineering	850							62,069	
42	A_6010210-Labor NonExm ST	Operation Supervision and Engineering	850							123,954	
43	A_6010220-Labor NonExm OT	Operation Supervision and Engineering	850							25,804	
44	A_6010230-Labor NonExm NonProd	Operation Supervision and Engineering	850							21,573	
45	A_6010910-Labor OffCycle Bonus	Operation Supervision and Engineering	850							647	
46	A_6030010-EE ProfDue Subs Fees	Operation Supervision and Engineering	850							-	
47	A_6030040-EE Meals 50% Deduct	Operation Supervision and Engineering	850							-	
48	A_6030060-EE Shoes Uniforms	Operation Supervision and Engineering	850							-	
49	A_6030070-EE Training	Operation Supervision and Engineering	850							-	
50	A_6030080-EE Travel Lodging	Operation Supervision and Engineering	850							-	

NMGC Exhibit ECB-5
Page 111 of 596

NEW MEXICO GAS COMPANY, INC.

Summary of Specifically Forecasted Items
Base Period - 12 Months Ending March 31, 2023
Future Test Year - 12 Months Ending September 30, 2025

	A	B	C	S	T	U	V	W	X	Y
1										
2				Linkage 1 Separately Forecasted Items						
3	Description	Inputs Name	FERC Acct	Linkage Period 1 Labor Expense	Linkage Period 1 Incentive Compensation Expense	Linkage Period 1 Normalize 401K Match	Linkage 1 Medical and Dental Expense	Linkage 1 Pension and OPEB Expenses	Linkage 1 Transmission Integrity Program Costs	Linkage 1 General Insurance Costs
4										
5	**Other Gas Supply Operations:**									
6	A_6300100-Cost of Natural Gas	Natural Gas Gasoline Plant Outlet Purchases	802	-						
7	A_6300100-Cost of Natural Gas	Natural Gas Transmission Line Purchases	803	-						
8	A_6100080-Consultants-Other	Natural Gas Transmission Line Purchases	803	-						
9	A_6100190-Software Maintenance	Natural Gas Transmission Line Purchases	803	-						
10	A_6790230-Postage Ship Courier	Natural Gas Transmission Line Purchases	803	-						
11	A_6300100-Cost of Natural Gas	Natural Gas City Gate Purchases	804	-						
12	A_6400100-M&S OS Purchases	Natural Gas City Gate Purchases	804	-						
13	A_6790321-Stores Allocation	Natural Gas City Gate Purchases	804	-						
14	A_6790322-Small Tools Alloc	Natural Gas City Gate Purchases	804	-						
15	A_6300000-1001/S6300000	Other Gas Purchases	805.1	-						
16	A_6300100-Cost of Natural Gas	Exchange Gas	806	-						
17	A_6300100-Cost of Natural Gas	Gas Withdrawn From Storage - Debit	808.1	-						
18	A_6300100-Cost of Natural Gas	Gas Delivered to Storage - Credit	808.2	-						
19	A_6300100-Cost of Natural Gas	Gas Used for Compressor Station Fuel	810	-						
20	A_6790800-Other Oper-Misc	Gas Used For Other Utility Operations	812	-						
21	A_6010110-Labor Exempt ST	Other Gas Supply Expenses	813	935,935						
22	A_6010130-Labor Exempt NonProd	Other Gas Supply Expenses	813	104,518						
23	A_6010910-Labor OffCycle Bonus	Other Gas Supply Expenses	813	100,961						
24	A_6010990-Labor Seconded Employees	Other Gas Supply Expenses	813	4,860						
25	A_6030010-EE ProfDue Subs Fees	Other Gas Supply Expenses	813	-						
26	A_6030040-EE Meals 50% Deduct	Other Gas Supply Expenses	813	-						
27	A_6030070-EE Training	Other Gas Supply Expenses	813	-						
28	A_6030080-EE Travel Lodging	Other Gas Supply Expenses	813	-						
29	A_6030091-EE Apprec and Gifts	Other Gas Supply Expenses	813	-						
30	A_6030800-EE Miscellaneous	Other Gas Supply Expenses	813	-						
31	A_6100070-Consultants-Mgmt	Other Gas Supply Expenses	813	-						
32	A_6100080-Consultants-Other	Other Gas Supply Expenses	813	-						
33	A_6400010-M&S FurnOffEquip	Other Gas Supply Expenses	813	-						
34	A_6400020-M&S Gen Office	Other Gas Supply Expenses	813	-						
35	A_6790800-Other Oper-Misc	Other Gas Supply Expenses	813	-						
36	A_6300100-Cost of Natural Gas	Rents	826	-						
37	**Total Fuel Related O&M**			$ 1,146,272	$ -	$ -	$ -	$ -	$ -	$ -
38										
39	**Transmission Expenses - Operation:**									
40	A_6010110-Labor Exempt ST	Operation Supervision and Engineering	850	320,138						
41	A_6010130-Labor Exempt NonProd	Operation Supervision and Engineering	850	63,155						
42	A_6010210-Labor NonExm ST	Operation Supervision and Engineering	850	126,123						
43	A_6010220-Labor NonExm OT	Operation Supervision and Engineering	850	26,256						
44	A_6010230-Labor NonExm NonProd	Operation Supervision and Engineering	850	21,950						
45	A_6010910-Labor OffCycle Bonus	Operation Supervision and Engineering	850	658						
46	A_6030010-EE ProfDue Subs Fees	Operation Supervision and Engineering	850	-						
47	A_6030040-EE Meals 50% Deduct	Operation Supervision and Engineering	850	-						
48	A_6030060-EE Shoes Uniforms	Operation Supervision and Engineering	850	-						
49	A_6030070-EE Training	Operation Supervision and Engineering	850	-						
50	A_6030080-EE Travel Lodging	Operation Supervision and Engineering	850	-						

NMGC Exhibit ECB-5
Page 112 of 596

NEW MEXICO GAS COMPANY, INC.

Summary of Specifically Forecasted Items
Base Period - 12 Months Ending March 31, 2023
Future Test Year - 12 Months Ending September 30, 2025

	A	B	C	Z	AA	AB	AC	AD	AE	AF	AG
1											
2				Linkage 1 Separately Forecasted Items							
3	Description	Inputs Name	FERC Acct	Linkage 1 Facilities Security	Linkage 1 Non-interest Revolver Adjustment	Linkage 1 Espanola Lease Expense	Linkage 1 Board of Director Costs	Linkage 1 Shared Services Expense	Linkage 1 Remove Allocated LTIP Expenses	Total Linkage 1 Period Separately Forecasted Items	
4											
5	**Other Gas Supply Operations:**										
6	A_6300100-Cost of Natural Gas	Natural Gas Gasoline Plant Outlet Purchases	802							$ -	
7	A_6300100-Cost of Natural Gas	Natural Gas Transmission Line Purchases	803							$ -	
8	A_6100080-Consultants-Other	Natural Gas Transmission Line Purchases	803							$ -	
9	A_6100190-Software Maintenance	Natural Gas Transmission Line Purchases	803							$ -	
10	A_6790230-Postage Ship Courier	Natural Gas Transmission Line Purchases	803							$ -	
11	A_6300100-Cost of Natural Gas	Natural Gas City Gate Purchases	804							$ -	
12	A_6400100-M&S OS Purchases	Natural Gas City Gate Purchases	804							$ -	
13	A_6790321-Stores Allocation	Natural Gas City Gate Purchases	804							$ -	
14	A_6790322-Small Tools Alloc	Natural Gas City Gate Purchases	804							$ -	
15	A_6300000-1001/S6300000	Other Gas Purchases	805.1							$ -	
16	A_6300100-Cost of Natural Gas	Exchange Gas	806							$ -	
17	A_6300100-Cost of Natural Gas	Gas Withdrawn From Storage - Debit	808.1							$ -	
18	A_6300100-Cost of Natural Gas	Gas Delivered to Storage - Credit	808.2							$ -	
19	A_6300100-Cost of Natural Gas	Gas Used for Compressor Station Fuel	810							$ -	
20	A_6790800-Other Oper-Misc	Gas Used For Other Utility Operations	812							$ -	
21	A_6010110-Labor Exempt ST	Other Gas Supply Expenses	813							$ 935,935	
22	A_6010130-Labor Exempt NonProd	Other Gas Supply Expenses	813							$ 104,518	
23	A_6010910-Labor OffCycle Bonus	Other Gas Supply Expenses	813							$ 100,961	
24	A_6010990-Labor Seconded Employees	Other Gas Supply Expenses	813							$ 4,860	
25	A_6030010-EE ProfDue Subs Fees	Other Gas Supply Expenses	813							$ -	
26	A_6030040-EE Meals 50% Deduct	Other Gas Supply Expenses	813							$ -	
27	A_6030070-EE Training	Other Gas Supply Expenses	813							$ -	
28	A_6030080-EE Travel Lodging	Other Gas Supply Expenses	813							$ -	
29	A_6030091-EE Apprec and Gifts	Other Gas Supply Expenses	813							$ -	
30	A_6030800-EE Miscellaneous	Other Gas Supply Expenses	813							$ -	
31	A_6100070-Consultants-Mgmt	Other Gas Supply Expenses	813							$ -	
32	A_6100080-Consultants-Other	Other Gas Supply Expenses	813							$ -	
33	A_6400010-M&S FurnOffEquip	Other Gas Supply Expenses	813							$ -	
34	A_6400020-M&S Gen Office	Other Gas Supply Expenses	813							$ -	
35	A_6790800-Other Oper-Misc	Other Gas Supply Expenses	813							$ -	
36	A_6300100-Cost of Natural Gas	Rents	826							$ -	
37	**Total Fuel Related O&M**			**$ -**	**$ -**	**$ -**	**$ -**	**$ -**	**$ -**	**$ 1,146,272**	
38											
39	**Transmission Expenses - Operation:**										
40	A_6010110-Labor Exempt ST	Operation Supervision and Engineering	850							$ 320,138	
41	A_6010130-Labor Exempt NonProd	Operation Supervision and Engineering	850							$ 63,155	
42	A_6010210-Labor NonExm ST	Operation Supervision and Engineering	850							$ 126,123	
43	A_6010220-Labor NonExm OT	Operation Supervision and Engineering	850							$ 26,256	
44	A_6010230-Labor NonExm NonProd	Operation Supervision and Engineering	850							$ 21,950	
45	A_6010910-Labor OffCycle Bonus	Operation Supervision and Engineering	850							$ 658	
46	A_6030010-EE ProfDue Subs Fees	Operation Supervision and Engineering	850							$ -	
47	A_6030040-EE Meals 50% Deduct	Operation Supervision and Engineering	850							$ -	
48	A_6030060-EE Shoes Uniforms	Operation Supervision and Engineering	850							$ -	
49	A_6030070-EE Training	Operation Supervision and Engineering	850							$ -	
50	A_6030080-EE Travel Lodging	Operation Supervision and Engineering	850							$ -	

NMGC Exhibit ECB-5
Page 113 of 596

NEW MEXICO GAS COMPANY, INC.

Summary of Specifically Forecasted Items
Base Period - 12 Months Ending March 31, 2023
Future Test Year - 12 Months Ending September 30, 2025

	A	B	C	AH	AI	AJ	AK	AL	AM	AN
1										
2				Linkage 2 Separately Forecasted Items						
3	Description	Inputs Name	FERC Acct	Linkage 2 Period Labor Expense	Linkage 2 Period Incentive Compensation Expense	Linkage Period 2 Normalize 401K Match	Linkage 2 Medical and Dental Expense	Linkage 2 Pension and OPEB Expenses	Linkage 2 Transmission Integrity Program Costs	Linkage 2 Period General Insurance Costs
4										
5	**Other Gas Supply Operations:**									
6	A_6300100-Cost of Natural Gas	Natural Gas Gasoline Plant Outlet Purchases	802	$ -						
7	A_6300100-Cost of Natural Gas	Natural Gas Transmission Line Purchases	803	$ -						
8	A_6100080-Consultants-Other	Natural Gas Transmission Line Purchases	803	$ -						
9	A_6100190-Software Maintenance	Natural Gas Transmission Line Purchases	803	$ -						
10	A_6790230-Postage Ship Courier	Natural Gas Transmission Line Purchases	803	$ -						
11	A_6300100-Cost of Natural Gas	Natural Gas City Gate Purchases	804	$ -						
12	A_6400100-M&S OS Purchases	Natural Gas City Gate Purchases	804	$ -						
13	A_6790321-Stores Allocation	Natural Gas City Gate Purchases	804	$ -						
14	A_6790322-Small Tools Alloc	Natural Gas City Gate Purchases	804	$ -						
15	A_6300000-1001/S6300000	Other Gas Purchases	805.1	$ -						
16	A_6300100-Cost of Natural Gas	Exchange Gas	806	$ -						
17	A_6300100-Cost of Natural Gas	Gas Withdrawn From Storage - Debit	808.1	$ -						
18	A_6300100-Cost of Natural Gas	Gas Delivered to Storage - Credit	808.2	$ -						
19	A_6300100-Cost of Natural Gas	Gas Used for Compressor Station Fuel	810	$ -						
20	A_6790800-Other Oper-Misc	Gas Used For Other Utility Operations	812	$ -						
21	A_6010110-Labor Exempt ST	Other Gas Supply Expenses	813	$ 952,032						
22	A_6010130-Labor Exempt NonProd	Other Gas Supply Expenses	813	$ 106,315						
23	A_6010910-Labor OffCycle Bonus	Other Gas Supply Expenses	813	$ 102,697						
24	A_6010990-Labor Seconded Employees	Other Gas Supply Expenses	813	$ 4,943						
25	A_6030010-EE ProfDue Subs Fees	Other Gas Supply Expenses	813	$ -						
26	A_6030040-EE Meals 50% Deduct	Other Gas Supply Expenses	813	$ -						
27	A_6030070-EE Training	Other Gas Supply Expenses	813	$ -						
28	A_6030080-EE Travel Lodging	Other Gas Supply Expenses	813	$ -						
29	A_6030091-EE Apprec and Gifts	Other Gas Supply Expenses	813	$ -						
30	A_6030800-EE Miscellaneous	Other Gas Supply Expenses	813	$ -						
31	A_6100070-Consultants-Mgmt	Other Gas Supply Expenses	813	$ -						
32	A_6100080-Consultants-Other	Other Gas Supply Expenses	813	$ -						
33	A_6400010-M&S FurnOffEquip	Other Gas Supply Expenses	813	$ -						
34	A_6400020-M&S Gen Office	Other Gas Supply Expenses	813	$ -						
35	A_6790800-Other Oper-Misc	Other Gas Supply Expenses	813	$ -						
36	A_6300100-Cost of Natural Gas	Rents	826	$ -						
37	**Total Fuel Related O&M**			**$ 1,165,987**	**$ -**	**$ -**	**$ -**	**$ -**	**$ -**	**$ -**
38										
39	**Transmission Expenses - Operation:**									
40	A_6010110-Labor Exempt ST	Operation Supervision and Engineering	850	$ 325,644						
41	A_6010130-Labor Exempt NonProd	Operation Supervision and Engineering	850	$ 64,241						
42	A_6010210-Labor NonExm ST	Operation Supervision and Engineering	850	$ 128,293						
43	A_6010220-Labor NonExm OT	Operation Supervision and Engineering	850	$ 26,708						
44	A_6010230-Labor NonExm NonProd	Operation Supervision and Engineering	850	$ 22,328						
45	A_6010910-Labor OffCycle Bonus	Operation Supervision and Engineering	850	$ 669						
46	A_6030010-EE ProfDue Subs Fees	Operation Supervision and Engineering	850	$ -						
47	A_6030040-EE Meals 50% Deduct	Operation Supervision and Engineering	850	$ -						
48	A_6030060-EE Shoes Uniforms	Operation Supervision and Engineering	850	$ -						
49	A_6030070-EE Training	Operation Supervision and Engineering	850	$ -						
50	A_6030080-EE Travel Lodging	Operation Supervision and Engineering	850	$ -						

NMGC Exhibit ECB-5
Page 114 of 596

NEW MEXICO GAS COMPANY, INC.

Summary of Specifically Forecasted Items
Base Period - 12 Months Ending March 31, 2023
Future Test Year - 12 Months Ending September 30, 2025

	A	B	C	AO	AP	AQ	AR	AS	AT	AU	AV
1											
2				Linkage 2 Separately Forecasted Items							
3	Description	Inputs Name	FERC Acct	Linkage 2 Facilities Security	Linkage 2 Non-interest Revolver Adjustment	Linkage 2 Espanola Lease Expense	Linkage 2 Board of Director Costs	Linkage 2 Shared Services Expense	Linkage 2 Remove Allocated LTIP Expenses	Total Linkage 2 Period Separately Forecasted Items	
4											
5	**Other Gas Supply Operations:**										
6	A_6300100-Cost of Natural Gas	Natural Gas Gasoline Plant Outlet Purchases	802							$ -	
7	A_6300100-Cost of Natural Gas	Natural Gas Transmission Line Purchases	803							$ -	
8	A_6100080-Consultants-Other	Natural Gas Transmission Line Purchases	803							$ -	
9	A_6100190-Software Maintenance	Natural Gas Transmission Line Purchases	803							$ -	
10	A_6790230-Postage Ship Courier	Natural Gas Transmission Line Purchases	803							$ -	
11	A_6300100-Cost of Natural Gas	Natural Gas City Gate Purchases	804							$ -	
12	A_6400100-M&S OS Purchases	Natural Gas City Gate Purchases	804							$ -	
13	A_6790321-Stores Allocation	Natural Gas City Gate Purchases	804							$ -	
14	A_6790322-Small Tools Alloc	Natural Gas City Gate Purchases	804							$ -	
15	A_6300000-1001/S6300000	Other Gas Purchases	805.1							$ -	
16	A_6300100-Cost of Natural Gas	Exchange Gas	806							$ -	
17	A_6300100-Cost of Natural Gas	Gas Withdrawn From Storage - Debit	808.1							$ -	
18	A_6300100-Cost of Natural Gas	Gas Delivered to Storage - Credit	808.2							$ -	
19	A_6300100-Cost of Natural Gas	Gas Used for Compressor Station Fuel	810							$ -	
20	A_6790800-Other Oper-Misc	Gas Used For Other Utility Operations	812							$ -	
21	A_6010110-Labor Exempt ST	Other Gas Supply Expenses	813							$ 952,032	
22	A_6010130-Labor Exempt NonProd	Other Gas Supply Expenses	813							$ 106,315	
23	A_6010910-Labor OffCycle Bonus	Other Gas Supply Expenses	813							$ 102,697	
24	A_6010990-Labor Seconded Employees	Other Gas Supply Expenses	813							$ 4,943	
25	A_6030010-EE ProfDue Subs Fees	Other Gas Supply Expenses	813							$ -	
26	A_6030040-EE Meals 50% Deduct	Other Gas Supply Expenses	813							$ -	
27	A_6030070-EE Training	Other Gas Supply Expenses	813							$ -	
28	A_6030080-EE Travel Lodging	Other Gas Supply Expenses	813							$ -	
29	A_6030091-EE Apprec and Gifts	Other Gas Supply Expenses	813							$ -	
30	A_6030800-EE Miscellaneous	Other Gas Supply Expenses	813							$ -	
31	A_6100070-Consultants-Mgmt	Other Gas Supply Expenses	813							$ -	
32	A_6100080-Consultants-Other	Other Gas Supply Expenses	813							$ -	
33	A_6400010-M&S FurnOffEquip	Other Gas Supply Expenses	813							$ -	
34	A_6400020-M&S Gen Office	Other Gas Supply Expenses	813							$ -	
35	A_6790800-Other Oper-Misc	Other Gas Supply Expenses	813							$ -	
36	A_6300100-Cost of Natural Gas	Rents	826							$ -	
37	**Total Fuel Related O&M**			$ -	$ -	$ -	$ -	$ -	$ -	**$ 1,165,987**	
38											
39	**Transmission Expenses - Operation:**										
40	A_6010110-Labor Exempt ST	Operation Supervision and Engineering	850							$ 325,644	
41	A_6010130-Labor Exempt NonProd	Operation Supervision and Engineering	850							$ 64,241	
42	A_6010210-Labor NonExm ST	Operation Supervision and Engineering	850							$ 128,293	
43	A_6010220-Labor NonExm OT	Operation Supervision and Engineering	850							$ 26,708	
44	A_6010230-Labor NonExm NonProd	Operation Supervision and Engineering	850							$ 22,328	
45	A_6010910-Labor OffCycle Bonus	Operation Supervision and Engineering	850							$ 669	
46	A_6030010-EE ProfDue Subs Fees	Operation Supervision and Engineering	850							$ -	
47	A_6030040-EE Meals 50% Deduct	Operation Supervision and Engineering	850							$ -	
48	A_6030060-EE Shoes Uniforms	Operation Supervision and Engineering	850							$ -	
49	A_6030070-EE Training	Operation Supervision and Engineering	850							$ -	
50	A_6030080-EE Travel Lodging	Operation Supervision and Engineering	850							$ -	

NMGC Exhibit ECB-5
Page 115 of 596

NEW MEXICO GAS COMPANY, INC.

Summary of Specifically Forecasted Items
Base Period - 12 Months Ending March 31, 2023
Future Test Year - 12 Months Ending September 30, 2025

	A	B	C	AW	AX	AY	AZ	BA	BB	BC
1										
2				Test Period Separately Forecasted Items						
3	Description	Inputs Name	FERC Acct	Test Period Labor Expense	Test Period Incentive Compensation	Test Period Normalize 401K Match	Test Period Medical and Dental Expense	Test Period Pension and OPEB Expenses(2)	Test Period Transmission Integrity Program Costs	Test Period General Insurance Costs
4										
5	**Other Gas Supply Operations:**									
6	A_6300100-Cost of Natural Gas	Natural Gas Gasoline Plant Outlet Purchases	802	$ -						
7	A_6300100-Cost of Natural Gas	Natural Gas Transmission Line Purchases	803	$ -						
8	A_6100080-Consultants-Other	Natural Gas Transmission Line Purchases	803	$ -						
9	A_6100190-Software Maintenance	Natural Gas Transmission Line Purchases	803	$ -						
10	A_6790230-Postage Ship Courier	Natural Gas Transmission Line Purchases	803	$ -						
11	A_6300100-Cost of Natural Gas	Natural Gas City Gate Purchases	804	$ -						
12	A_6400100-M&S OS Purchases	Natural Gas City Gate Purchases	804	$ -						
13	A_6790321-Stores Allocation	Natural Gas City Gate Purchases	804	$ -						
14	A_6790322-Small Tools Alloc	Natural Gas City Gate Purchases	804	$ -						
15	A_6300000-1001/S6300000	Other Gas Purchases	805.1	$ -						
16	A_6300100-Cost of Natural Gas	Exchange Gas	806	$ -						
17	A_6300100-Cost of Natural Gas	Gas Withdrawn From Storage - Debit	808.1	$ -						
18	A_6300100-Cost of Natural Gas	Gas Delivered to Storage - Credit	808.2	$ -						
19	A_6300100-Cost of Natural Gas	Gas Used for Compressor Station Fuel	810	$ -						
20	A_6790800-Other Oper-Misc	Gas Used For Other Utility Operations	812	$ -						
21	A_6010110-Labor Exempt ST	Other Gas Supply Expenses	813	$ 1,058,913						
22	A_6010130-Labor Exempt NonProd	Other Gas Supply Expenses	813	$ 118,251						
23	A_6010910-Labor OffCycle Bonus	Other Gas Supply Expenses	813	$ 114,226						
24	A_6010990-Labor Seconded Employees	Other Gas Supply Expenses	813	$ 5,498						
25	A_6030010-EE ProfDue Subs Fees	Other Gas Supply Expenses	813	$ -						
26	A_6030040-EE Meals 50% Deduct	Other Gas Supply Expenses	813	$ -						
27	A_6030070-EE Training	Other Gas Supply Expenses	813	$ -						
28	A_6030080-EE Travel Lodging	Other Gas Supply Expenses	813	$ -						
29	A_6030091-EE Apprec and Gifts	Other Gas Supply Expenses	813	$ -						
30	A_6030800-EE Miscellaneous	Other Gas Supply Expenses	813	$ -						
31	A_6100070-Consultants-Mgmt	Other Gas Supply Expenses	813	$ -						
32	A_6100080-Consultants-Other	Other Gas Supply Expenses	813	$ -						
33	A_6400010-M&S FurnOffEquip	Other Gas Supply Expenses	813	$ -						
34	A_6400020-M&S Gen Office	Other Gas Supply Expenses	813	$ -						
35	A_6790800-Other Oper-Misc	Other Gas Supply Expenses	813	$ -						
36	A_6300100-Cost of Natural Gas	Rents	826	$ -						
37	**Total Fuel Related O&M**			**$ 1,296,888**	$ -	$ -	$ -	$ -	$ -	$ -
38										
39	**Transmission Expenses - Operation:**									
40	A_6010110-Labor Exempt ST	Operation Supervision and Engineering	850	$ 362,203						
41	A_6010130-Labor Exempt NonProd	Operation Supervision and Engineering	850	$ 71,454						
42	A_6010210-Labor NonExm ST	Operation Supervision and Engineering	850	$ 142,696						
43	A_6010220-Labor NonExm OT	Operation Supervision and Engineering	850	$ 29,706						
44	A_6010230-Labor NonExm NonProd	Operation Supervision and Engineering	850	$ 24,835						
45	A_6010910-Labor OffCycle Bonus	Operation Supervision and Engineering	850	$ 744						
46	A_6030010-EE ProfDue Subs Fees	Operation Supervision and Engineering	850	$ -						
47	A_6030040-EE Meals 50% Deduct	Operation Supervision and Engineering	850	$ -						
48	A_6030060-EE Shoes Uniforms	Operation Supervision and Engineering	850	$ -						
49	A_6030070-EE Training	Operation Supervision and Engineering	850	$ -						
50	A_6030080-EE Travel Lodging	Operation Supervision and Engineering	850	$ -						

NMGC Exhibit ECB-5
Page 116 of 596

NEW MEXICO GAS COMPANY, INC.

Summary of Specifically Forecasted Items
Base Period - 12 Months Ending March 31, 2023
Future Test Year - 12 Months Ending September 30, 2025

	A	B	C	BD	BE	BF	BG	BH	BI	BJ	BK
1											
2				Test Period Separately Forecasted Items							
3	Description	Inputs Name	FERC Acct	Test Period Non-interest Revolver Adjustment	Adjust Espanola Lease	Future Test Year Period Facilities Security	Future Test Period Board of Director Costs	Hansen CIS Expense	Future Test Period Shared Services Expense	Future Test Year Period Remove Allocated LTIP Expenses	Total Test Period Separately Forecasted Items
4											
5	**Other Gas Supply Operations:**										
6	A_6300100-Cost of Natural Gas	Natural Gas Gasoline Plant Outlet Purchases	802								$ -
7	A_6300100-Cost of Natural Gas	Natural Gas Transmission Line Purchases	803								$ -
8	A_6100080-Consultants-Other	Natural Gas Transmission Line Purchases	803								$ -
9	A_6100190-Software Maintenance	Natural Gas Transmission Line Purchases	803								$ -
10	A_6790230-Postage Ship Courier	Natural Gas Transmission Line Purchases	803								$ -
11	A_6300100-Cost of Natural Gas	Natural Gas City Gate Purchases	804								$ -
12	A_6400100-M&S OS Purchases	Natural Gas City Gate Purchases	804								$ -
13	A_6790321-Stores Allocation	Natural Gas City Gate Purchases	804								$ -
14	A_6790322-Small Tools Alloc	Natural Gas City Gate Purchases	804								$ -
15	A_6300000-1001/S6300000	Other Gas Purchases	805.1								$ -
16	A_6300100-Cost of Natural Gas	Exchange Gas	806								$ -
17	A_6300100-Cost of Natural Gas	Gas Withdrawn From Storage - Debit	808.1								$ -
18	A_6300100-Cost of Natural Gas	Gas Delivered to Storage - Credit	808.2								$ -
19	A_6300100-Cost of Natural Gas	Gas Used for Compressor Station Fuel	810								$ -
20	A_6790800-Other Oper-Misc	Gas Used For Other Utility Operations	812								$ -
21	A_6010110-Labor Exempt ST	Other Gas Supply Expenses	813								$ 1,058,913
22	A_6010130-Labor Exempt NonProd	Other Gas Supply Expenses	813								$ 118,251
23	A_6010910-Labor OffCycle Bonus	Other Gas Supply Expenses	813								$ 114,226
24	A_6010990-Labor Seconded Employees	Other Gas Supply Expenses	813								$ 5,498
25	A_6030010-EE ProfDue Subs Fees	Other Gas Supply Expenses	813								$ -
26	A_6030040-EE Meals 50% Deduct	Other Gas Supply Expenses	813								$ -
27	A_6030070-EE Training	Other Gas Supply Expenses	813								$ -
28	A_6030080-EE Travel Lodging	Other Gas Supply Expenses	813								$ -
29	A_6030091-EE Apprec and Gifts	Other Gas Supply Expenses	813								$ -
30	A_6030800-EE Miscellaneous	Other Gas Supply Expenses	813								$ -
31	A_6100070-Consultants-Mgmt	Other Gas Supply Expenses	813								$ -
32	A_6100080-Consultants-Other	Other Gas Supply Expenses	813								$ -
33	A_6400010-M&S FurnOffEquip	Other Gas Supply Expenses	813								$ -
34	A_6400020-M&S Gen Office	Other Gas Supply Expenses	813								$ -
35	A_6790800-Other Oper-Misc	Other Gas Supply Expenses	813								$ -
36	A_6300100-Cost of Natural Gas	Rents	826								$ -
37	**Total Fuel Related O&M**			$ -	$ -	$ -	$ -	$ -	$ -	$ -	**$ 1,296,888**
38											
39	**Transmission Expenses - Operation:**										
40	A_6010110-Labor Exempt ST	Operation Supervision and Engineering	850								$ 362,203
41	A_6010130-Labor Exempt NonProd	Operation Supervision and Engineering	850								$ 71,454
42	A_6010210-Labor NonExm ST	Operation Supervision and Engineering	850								$ 142,696
43	A_6010220-Labor NonExm OT	Operation Supervision and Engineering	850								$ 29,706
44	A_6010230-Labor NonExm NonProd	Operation Supervision and Engineering	850								$ 24,835
45	A_6010910-Labor OffCycle Bonus	Operation Supervision and Engineering	850								$ 744
46	A_6030010-EE ProfDue Subs Fees	Operation Supervision and Engineering	850								$ -
47	A_6030040-EE Meals 50% Deduct	Operation Supervision and Engineering	850								$ -
48	A_6030060-EE Shoes Uniforms	Operation Supervision and Engineering	850								$ -
49	A_6030070-EE Training	Operation Supervision and Engineering	850								$ -
50	A_6030080-EE Travel Lodging	Operation Supervision and Engineering	850								$ -

NMGC Exhibit ECB-5
Page 117 of 596

NEW MEXICO GAS COMPANY, INC.

Summary of Specifically Forecasted Items
Base Period - 12 Months Ending March 31, 2023
Future Test Year - 12 Months Ending September 30, 2025

	A	B	C	D	E	F	G	H	I	J
2										
3	Description	Inputs Name	FERC Acct	Total Company Adjusted Base Period Ending 3/31/2023		Base Labor Expense	Base Incentive Compensation Expense	Base Normalize 401K Match	Base Medical and Dental Expense	Base Pension and OPEB Expenses
51	A_6030091-EE Apprec and Gifts	Operation Supervision and Engineering	850	2		-				
52	A_6030800-EE Miscellaneous	Operation Supervision and Engineering	850	24,189		-				
53	A_6100070-Consultants-Mgmt	Operation Supervision and Engineering	850	242		-				
54	A_6100080-Consultants-Other	Operation Supervision and Engineering	850	66,959		-				
55	A_6100100-Contractor Services	Operation Supervision and Engineering	850	102,298		-				
56	A_6400020-M&S Gen Office	Operation Supervision and Engineering	850	15		-				
57	A_6400100-M&S OS Purchases	Operation Supervision and Engineering	850	108		-				
58	A_6790320-Fleet Allocation	Operation Supervision and Engineering	850	40,295		-				
59	A_6790321-Stores Allocation	Operation Supervision and Engineering	850	(6)		-				
60	A_6790322-Small Tools Alloc	Operation Supervision and Engineering	850	12		-				
61	A_A6010000-1001/A6010000	Operation Supervision and Engineering	850	(1,117)		(1,117)				
62	A_R6010000-1001/R6010000	Operation Supervision and Engineering	850	(503)		(503)				
63	A_6018999-Labor Exp Reclass	Operation Supervision and Engineering	850	(37,456)		(37,456)				
64	A_6400080-M&S Vehicle Fuel	Operation Supervision and Engineering	850	2		-				
65	A_6400500-M&S Parts	Operation Supervision and Engineering	850	22		-				
66	A_6500010-Transport-Vehicle	Operation Supervision and Engineering	850	67		-				
67	A_6790230-Postage Ship Courier	Operation Supervision and Engineering	850	90		-				
68	A_6790800-Other Oper-Misc	Operation Supervision and Engineering	850	5,361		-				
69	A_6010110-Labor Exempt ST	System Control and Load Dispatching	851	574,383		574,383				
70	A_6010130-Labor Exempt NonProd	System Control and Load Dispatching	851	124,806		124,806				
71	A_6010210-Labor NonExm ST	System Control and Load Dispatching	851	524,183		524,183				
72	A_6010220-Labor NonExm OT	System Control and Load Dispatching	851	116,874		116,874				
73	A_6010230-Labor NonExm NonProd	System Control and Load Dispatching	851	75,209		75,209				
74	A_6010910-Labor OffCycle Bonus	System Control and Load Dispatching	851	8,048		8,048				
75	A_6030010-EE ProfDue Subs Fees	System Control and Load Dispatching	851	2,807		-				
76	A_6030040-EE Meals 50% Deduct	System Control and Load Dispatching	851	1,830		-				
77	A_6030070-EE Training	System Control and Load Dispatching	851	2,376		-				
78	A_6030080-EE Travel Lodging	System Control and Load Dispatching	851	576		-				
79	A_6030091-EE Apprec and Gifts	System Control and Load Dispatching	851	5		-				
80	A_6030800-EE Miscellaneous	System Control and Load Dispatching	851	(8,052)		-				
81	A_6100070-Consultants-Mgmt	System Control and Load Dispatching	851	718		-				
82	A_6400020-M&S Gen Office	System Control and Load Dispatching	851	410		-				
83	A_A6010000-1001/A6010000	System Control and Load Dispatching	851	17,098		17,098				
84	A_6018999-Labor Exp Reclass	System Control and Load Dispatching	851	(2,099)		(2,099)				
85	A_6010110-Labor Exempt ST	Compressor Station Labor and Expenses	853	23,817		23,817				
86	A_6010130-Labor Exempt NonProd	Compressor Station Labor and Expenses	853	3,402		3,402				
87	A_6010210-Labor NonExm ST	Compressor Station Labor and Expenses	853	58,081		58,081				
88	A_6010220-Labor NonExm OT	Compressor Station Labor and Expenses	853	12,782		12,782				
89	A_6010230-Labor NonExm NonProd	Compressor Station Labor and Expenses	853	12,205		12,205				
90	A_6010910-Labor OffCycle Bonus	Compressor Station Labor and Expenses	853	446		446				
91	A_6030010-EE ProfDue Subs Fees	Compressor Station Labor and Expenses	853	0		-				
92	A_6030040-EE Meals 50% Deduct	Compressor Station Labor and Expenses	853	1		-				
93	A_6030060-EE Shoes Uniforms	Compressor Station Labor and Expenses	853	1,271		-				
94	A_6030070-EE Training	Compressor Station Labor and Expenses	853	195		-				
95	A_6030091-EE Apprec and Gifts	Compressor Station Labor and Expenses	853	0		-				
96	A_6030800-EE Miscellaneous	Compressor Station Labor and Expenses	853	0		-				
97	A_6100070-Consultants-Mgmt	Compressor Station Labor and Expenses	853	58		-				
98	A_6790320-Fleet Allocation	Compressor Station Labor and Expenses	853	8,272		-				

NMGC Exhibit ECB-5
Page 118 of 596

Sponsored by NMGC Witness Erik C. Buchanan

WP 4 OM Separately Forecasted

NEW MEXICO GAS COMPANY, INC.

Summary of Specifically Forecasted Items
Base Period - 12 Months Ending March 31, 2023
Future Test Year - 12 Months Ending September 30, 2025

	A	B	C	K	L	M	N	O	P	Q	R
2				Adjusted Base Period Separately Forecasted Items to Carry Forward, without separate escalation				Adjusted Base Period Separately Forecasted Items to Carry Forward, without separate escalation			
3	Description	Inputs Name	FERC Acct	Transmission Integrity Program Costs	General Insurance Costs	Non-interest Revolver Adjustment	Espanola Lease Expense	Board of Director Costs	Shared Services Expense	Adjusted Base Period Separately Forecasted Items to Carry Forward	
51	A_6030091-EE Apprec and Gifts	Operation Supervision and Engineering	850							-	
52	A_6030800-EE Miscellaneous	Operation Supervision and Engineering	850							-	
53	A_6100070-Consultants-Mgmt	Operation Supervision and Engineering	850							-	
54	A_6100080-Consultants-Other	Operation Supervision and Engineering	850							-	
55	A_6100100-Contractor Services	Operation Supervision and Engineering	850							-	
56	A_6400020-M&S Gen Office	Operation Supervision and Engineering	850							-	
57	A_6400100-M&S OS Purchases	Operation Supervision and Engineering	850							-	
58	A_6790320-Fleet Allocation	Operation Supervision and Engineering	850							-	
59	A_6790321-Stores Allocation	Operation Supervision and Engineering	850							-	
60	A_6790322-Small Tools Alloc	Operation Supervision and Engineering	850							-	
61	A_A6010000-1001/A6010000	Operation Supervision and Engineering	850							(1,117)	
62	A_R6010000-1001/R6010000	Operation Supervision and Engineering	850							(503)	
63	A_6018999-Labor Exp Reclass	Operation Supervision and Engineering	850							(37,456)	
64	A_6400080-M&S Vehicle Fuel	Operation Supervision and Engineering	850							-	
65	A_6400500-M&S Parts	Operation Supervision and Engineering	850							-	
66	A_6500010-Transport-Vehicle	Operation Supervision and Engineering	850							-	
67	A_6790230-Postage Ship Courier	Operation Supervision and Engineering	850							-	
68	A_6790800-Other Oper-Misc	Operation Supervision and Engineering	850							-	
69	A_6010110-Labor Exempt ST	System Control and Load Dispatching	851							574,383	
70	A_6010130-Labor Exempt NonProd	System Control and Load Dispatching	851							124,806	
71	A_6010210-Labor NonExm ST	System Control and Load Dispatching	851							524,183	
72	A_6010220-Labor NonExm OT	System Control and Load Dispatching	851							116,874	
73	A_6010230-Labor NonExm NonProd	System Control and Load Dispatching	851							75,209	
74	A_6010910-Labor OffCycle Bonus	System Control and Load Dispatching	851							8,048	
75	A_6030010-EE ProfDue Subs Fees	System Control and Load Dispatching	851							-	
76	A_6030040-EE Meals 50% Deduct	System Control and Load Dispatching	851							-	
77	A_6030070-EE Training	System Control and Load Dispatching	851							-	
78	A_6030080-EE Travel Lodging	System Control and Load Dispatching	851							-	
79	A_6030091-EE Apprec and Gifts	System Control and Load Dispatching	851							-	
80	A_6030800-EE Miscellaneous	System Control and Load Dispatching	851							-	
81	A_6100070-Consultants-Mgmt	System Control and Load Dispatching	851							-	
82	A_6400020-M&S Gen Office	System Control and Load Dispatching	851							-	
83	A_A6010000-1001/A6010000	System Control and Load Dispatching	851							17,098	
84	A_6018999-Labor Exp Reclass	System Control and Load Dispatching	851							(2,099)	
85	A_6010110-Labor Exempt ST	Compressor Station Labor and Expenses	853							23,817	
86	A_6010130-Labor Exempt NonProd	Compressor Station Labor and Expenses	853							3,402	
87	A_6010210-Labor NonExm ST	Compressor Station Labor and Expenses	853							58,081	
88	A_6010220-Labor NonExm OT	Compressor Station Labor and Expenses	853							12,782	
89	A_6010230-Labor NonExm NonProd	Compressor Station Labor and Expenses	853							12,205	
90	A_6010910-Labor OffCycle Bonus	Compressor Station Labor and Expenses	853							446	
91	A_6030010-EE ProfDue Subs Fees	Compressor Station Labor and Expenses	853							-	
92	A_6030040-EE Meals 50% Deduct	Compressor Station Labor and Expenses	853							-	
93	A_6030060-EE Shoes Uniforms	Compressor Station Labor and Expenses	853							-	
94	A_6030070-EE Training	Compressor Station Labor and Expenses	853							-	
95	A_6030091-EE Apprec and Gifts	Compressor Station Labor and Expenses	853							-	
96	A_6030800-EE Miscellaneous	Compressor Station Labor and Expenses	853							-	
97	A_6100070-Consultants-Mgmt	Compressor Station Labor and Expenses	853							-	
98	A_6790320-Fleet Allocation	Compressor Station Labor and Expenses	853							-	

NMGC Exhibit ECB-5
Page 119 of 596

NEW MEXICO GAS COMPANY, INC.

Summary of Specifically Forecasted Items
Base Period - 12 Months Ending March 31, 2023
Future Test Year - 12 Months Ending September 30, 2025

	A	B	C	S	T	U	V	W	X	Y
2				Linkage 1 Separately Forecasted Items						
3	Description	Inputs Name	FERC Acct	Linkage Period 1 Labor Expense	Linkage Period 1 Incentive Compensation Expense	Linkage Period 1 Normalize 401K Match	Linkage 1 Medical and Dental Expense	Linkage 1 Pension and OPEB Expenses	Linkage 1 Transmission Integrity Program Costs	Linkage 1 General Insurance Costs
51	A_6030091-EE Apprec and Gifts	Operation Supervision and Engineering	850	-						
52	A_6030800-EE Miscellaneous	Operation Supervision and Engineering	850	-						
53	A_6100070-Consultants-Mgmt	Operation Supervision and Engineering	850	-						
54	A_6100080-Consultants-Other	Operation Supervision and Engineering	850	-						
55	A_6100100-Contractor Services	Operation Supervision and Engineering	850	-						
56	A_6400020-M&S Gen Office	Operation Supervision and Engineering	850	-						
57	A_6400100-M&S OS Purchases	Operation Supervision and Engineering	850	-						
58	A_6790320-Fleet Allocation	Operation Supervision and Engineering	850	-						
59	A_6790321-Stores Allocation	Operation Supervision and Engineering	850	-						
60	A_6790322-Small Tools Alloc	Operation Supervision and Engineering	850	-						
61	A_A6010000-1001/A6010000	Operation Supervision and Engineering	850	(1,136)						
62	A_R6010000-1001/R6010000	Operation Supervision and Engineering	850	(512)						
63	A_6018999-Labor Exp Reclass	Operation Supervision and Engineering	850	(38,111)						
64	A_6400080-M&S Vehicle Fuel	Operation Supervision and Engineering	850	-						
65	A_6400500-M&S Parts	Operation Supervision and Engineering	850	-						
66	A_6500010-Transport-Vehicle	Operation Supervision and Engineering	850	-						
67	A_6790230-Postage Ship Courier	Operation Supervision and Engineering	850	-						
68	A_6790800-Other Oper-Misc	Operation Supervision and Engineering	850	-						
69	A_6010110-Labor Exempt ST	System Control and Load Dispatching	851	584,435						
70	A_6010130-Labor Exempt NonProd	System Control and Load Dispatching	851	126,990						
71	A_6010210-Labor NonExm ST	System Control and Load Dispatching	851	533,356						
72	A_6010220-Labor NonExm OT	System Control and Load Dispatching	851	118,919						
73	A_6010230-Labor NonExm NonProd	System Control and Load Dispatching	851	76,525						
74	A_6010910-Labor OffCycle Bonus	System Control and Load Dispatching	851	8,188						
75	A_6030010-EE ProfDue Subs Fees	System Control and Load Dispatching	851	-						
76	A_6030040-EE Meals 50% Deduct	System Control and Load Dispatching	851	-						
77	A_6030070-EE Training	System Control and Load Dispatching	851	-						
78	A_6030080-EE Travel Lodging	System Control and Load Dispatching	851	-						
79	A_6030091-EE Apprec and Gifts	System Control and Load Dispatching	851	-						
80	A_6030800-EE Miscellaneous	System Control and Load Dispatching	851	-						
81	A_6100070-Consultants-Mgmt	System Control and Load Dispatching	851	-						
82	A_6400020-M&S Gen Office	System Control and Load Dispatching	851	-						
83	A_A6010000-1001/A6010000	System Control and Load Dispatching	851	17,397						
84	A_6018999-Labor Exp Reclass	System Control and Load Dispatching	851	(2,136)						
85	A_6010110-Labor Exempt ST	Compressor Station Labor and Expenses	853	24,233						
86	A_6010130-Labor Exempt NonProd	Compressor Station Labor and Expenses	853	3,461						
87	A_6010210-Labor NonExm ST	Compressor Station Labor and Expenses	853	59,097						
88	A_6010220-Labor NonExm OT	Compressor Station Labor and Expenses	853	13,006						
89	A_6010230-Labor NonExm NonProd	Compressor Station Labor and Expenses	853	12,419						
90	A_6010910-Labor OffCycle Bonus	Compressor Station Labor and Expenses	853	454						
91	A_6030010-EE ProfDue Subs Fees	Compressor Station Labor and Expenses	853	-						
92	A_6030040-EE Meals 50% Deduct	Compressor Station Labor and Expenses	853	-						
93	A_6030060-EE Shoes Uniforms	Compressor Station Labor and Expenses	853	-						
94	A_6030070-EE Training	Compressor Station Labor and Expenses	853	-						
95	A_6030091-EE Apprec and Gifts	Compressor Station Labor and Expenses	853	-						
96	A_6030800-EE Miscellaneous	Compressor Station Labor and Expenses	853	-						
97	A_6100070-Consultants-Mgmt	Compressor Station Labor and Expenses	853	-						
98	A_6790320-Fleet Allocation	Compressor Station Labor and Expenses	853	-						

NMGC Exhibit ECB-5
Page 120 of 596

NEW MEXICO GAS COMPANY, INC.

Summary of Specifically Forecasted Items
Base Period - 12 Months Ending March 31, 2023
Future Test Year - 12 Months Ending September 30, 2025

	A	B	C	Z	AA	AB	AC	AD	AE	AF	AG
2				Linkage 1 Separately Forecasted Items							
3	Description	Inputs Name	FERC Acct	Linkage 1 Facilities Security	Linkage 1 Non-interest Revolver Adjustment	Linkage 1 Espanola Lease Expense	Linkage 1 Board of Director Costs	Linkage 1 Shared Services Expense	Linkage 1 Remove Allocated LTIP Expenses	Total Linkage 1 Period Separately Forecasted Items	
51	A_6030091-EE Apprec and Gifts	Operation Supervision and Engineering	850							$ -	
52	A_6030800-EE Miscellaneous	Operation Supervision and Engineering	850							$ -	
53	A_6100070-Consultants-Mgmt	Operation Supervision and Engineering	850							$ -	
54	A_6100080-Consultants-Other	Operation Supervision and Engineering	850							$ -	
55	A_6100100-Contractor Services	Operation Supervision and Engineering	850							$ -	
56	A_6400020-M&S Gen Office	Operation Supervision and Engineering	850							$ -	
57	A_6400100-M&S OS Purchases	Operation Supervision and Engineering	850							$ -	
58	A_6790320-Fleet Allocation	Operation Supervision and Engineering	850							$ -	
59	A_6790321-Stores Allocation	Operation Supervision and Engineering	850							$ -	
60	A_6790322-Small Tools Alloc	Operation Supervision and Engineering	850							$ -	
61	A_A6010000-1001/A6010000	Operation Supervision and Engineering	850							$ (1,136)	
62	A_R6010000-1001/R6010000	Operation Supervision and Engineering	850							$ (512)	
63	A_6018999-Labor Exp Reclass	Operation Supervision and Engineering	850							$ (38,111)	
64	A_6400080-M&S Vehicle Fuel	Operation Supervision and Engineering	850							$ -	
65	A_6400500-M&S Parts	Operation Supervision and Engineering	850							$ -	
66	A_6500010-Transport-Vehicle	Operation Supervision and Engineering	850							$ -	
67	A_6790230-Postage Ship Courier	Operation Supervision and Engineering	850							$ -	
68	A_6790800-Other Oper-Misc	Operation Supervision and Engineering	850							$ -	
69	A_6010110-Labor Exempt ST	System Control and Load Dispatching	851							$ 584,435	
70	A_6010130-Labor Exempt NonProd	System Control and Load Dispatching	851							$ 126,990	
71	A_6010210-Labor NonExm ST	System Control and Load Dispatching	851							$ 533,356	
72	A_6010220-Labor NonExm OT	System Control and Load Dispatching	851							$ 118,919	
73	A_6010230-Labor NonExm NonProd	System Control and Load Dispatching	851							$ 76,525	
74	A_6010910-Labor OffCycle Bonus	System Control and Load Dispatching	851							$ 8,188	
75	A_6030010-EE ProfDue Subs Fees	System Control and Load Dispatching	851							$ -	
76	A_6030040-EE Meals 50% Deduct	System Control and Load Dispatching	851							$ -	
77	A_6030070-EE Training	System Control and Load Dispatching	851							$ -	
78	A_6030080-EE Travel Lodging	System Control and Load Dispatching	851							$ -	
79	A_6030091-EE Apprec and Gifts	System Control and Load Dispatching	851							$ -	
80	A_6030800-EE Miscellaneous	System Control and Load Dispatching	851							$ -	
81	A_6100070-Consultants-Mgmt	System Control and Load Dispatching	851							$ -	
82	A_6400020-M&S Gen Office	System Control and Load Dispatching	851							$ -	
83	A_A6010000-1001/A6010000	System Control and Load Dispatching	851							$ 17,397	
84	A_6018999-Labor Exp Reclass	System Control and Load Dispatching	851							$ (2,136)	
85	A_6010110-Labor Exempt ST	Compressor Station Labor and Expenses	853							$ 24,233	
86	A_6010130-Labor Exempt NonProd	Compressor Station Labor and Expenses	853							$ 3,461	
87	A_6010210-Labor NonExm ST	Compressor Station Labor and Expenses	853							$ 59,097	
88	A_6010220-Labor NonExm OT	Compressor Station Labor and Expenses	853							$ 13,006	
89	A_6010230-Labor NonExm NonProd	Compressor Station Labor and Expenses	853							$ 12,419	
90	A_6010910-Labor OffCycle Bonus	Compressor Station Labor and Expenses	853							$ 454	
91	A_6030010-EE ProfDue Subs Fees	Compressor Station Labor and Expenses	853							$ -	
92	A_6030040-EE Meals 50% Deduct	Compressor Station Labor and Expenses	853							$ -	
93	A_6030060-EE Shoes Uniforms	Compressor Station Labor and Expenses	853							$ -	
94	A_6030070-EE Training	Compressor Station Labor and Expenses	853							$ -	
95	A_6030091-EE Apprec and Gifts	Compressor Station Labor and Expenses	853							$ -	
96	A_6030800-EE Miscellaneous	Compressor Station Labor and Expenses	853							$ -	
97	A_6100070-Consultants-Mgmt	Compressor Station Labor and Expenses	853							$ -	
98	A_6790320-Fleet Allocation	Compressor Station Labor and Expenses	853							$ -	

NMGC Exhibit ECB-5
Page 121 of 596

NEW MEXICO GAS COMPANY, INC.

Summary of Specifically Forecasted Items
Base Period - 12 Months Ending March 31, 2023
Future Test Year - 12 Months Ending September 30, 2025

	A	B	C	AH	AI	AJ	AK	AL	AM	AN
2				Linkage 2 Separately Forecasted Items						
3	Description	Inputs Name	FERC Acct	Linkage 2 Period Labor Expense	Linkage 2 Period Incentive Compensation Expense	Linkage Period 2 Normalize 401K Match	Linkage 2 Medical and Dental Expense	Linkage 2 Pension and OPEB Expenses	Linkage 2 Transmission Integrity Program Costs	Linkage 2 Period General Insurance Costs
51	A_6030091-EE Apprec and Gifts	Operation Supervision and Engineering	850	$ -						
52	A_6030800-EE Miscellaneous	Operation Supervision and Engineering	850	$ -						
53	A_6100070-Consultants-Mgmt	Operation Supervision and Engineering	850	$ -						
54	A_6100080-Consultants-Other	Operation Supervision and Engineering	850	$ -						
55	A_6100100-Contractor Services	Operation Supervision and Engineering	850	$ -						
56	A_6400020-M&S Gen Office	Operation Supervision and Engineering	850	$ -						
57	A_6400100-M&S OS Purchases	Operation Supervision and Engineering	850	$ -						
58	A_6790320-Fleet Allocation	Operation Supervision and Engineering	850	$ -						
59	A_6790321-Stores Allocation	Operation Supervision and Engineering	850	$ -						
60	A_6790322-Small Tools Alloc	Operation Supervision and Engineering	850	$ -						
61	A_A6010000-1001/A6010000	Operation Supervision and Engineering	850	$ (1,156)						
62	A_R6010000-1001/R6010000	Operation Supervision and Engineering	850	$ (520)						
63	A_6018999-Labor Exp Reclass	Operation Supervision and Engineering	850	$ (38,767)						
64	A_6400080-M&S Vehicle Fuel	Operation Supervision and Engineering	850	$ -						
65	A_6400500-M&S Parts	Operation Supervision and Engineering	850	$ -						
66	A_6500010-Transport-Vehicle	Operation Supervision and Engineering	850	$ -						
67	A_6790230-Postage Ship Courier	Operation Supervision and Engineering	850	$ -						
68	A_6790800-Other Oper-Misc	Operation Supervision and Engineering	850	$ -						
69	A_6010110-Labor Exempt ST	System Control and Load Dispatching	851	$ 594,487						
70	A_6010130-Labor Exempt NonProd	System Control and Load Dispatching	851	$ 129,174						
71	A_6010210-Labor NonExm ST	System Control and Load Dispatching	851	$ 542,529						
72	A_6010220-Labor NonExm OT	System Control and Load Dispatching	851	$ 120,964						
73	A_6010230-Labor NonExm NonProd	System Control and Load Dispatching	851	$ 77,841						
74	A_6010910-Labor OffCycle Bonus	System Control and Load Dispatching	851	$ 8,329						
75	A_6030010-EE ProfDue Subs Fees	System Control and Load Dispatching	851	$ -						
76	A_6030040-EE Meals 50% Deduct	System Control and Load Dispatching	851	$ -						
77	A_6030070-EE Training	System Control and Load Dispatching	851	$ -						
78	A_6030080-EE Travel Lodging	System Control and Load Dispatching	851	$ -						
79	A_6030091-EE Apprec and Gifts	System Control and Load Dispatching	851	$ -						
80	A_6030800-EE Miscellaneous	System Control and Load Dispatching	851	$ -						
81	A_6100070-Consultants-Mgmt	System Control and Load Dispatching	851	$ -						
82	A_6400020-M&S Gen Office	System Control and Load Dispatching	851	$ -						
83	A_A6010000-1001/A6010000	System Control and Load Dispatching	851	$ 17,697						
84	A_6018999-Labor Exp Reclass	System Control and Load Dispatching	851	$ (2,172)						
85	A_6010110-Labor Exempt ST	Compressor Station Labor and Expenses	853	$ 24,650						
86	A_6010130-Labor Exempt NonProd	Compressor Station Labor and Expenses	853	$ 3,521						
87	A_6010210-Labor NonExm ST	Compressor Station Labor and Expenses	853	$ 60,114						
88	A_6010220-Labor NonExm OT	Compressor Station Labor and Expenses	853	$ 13,229						
89	A_6010230-Labor NonExm NonProd	Compressor Station Labor and Expenses	853	$ 12,632						
90	A_6010910-Labor OffCycle Bonus	Compressor Station Labor and Expenses	853	$ 461						
91	A_6030010-EE ProfDue Subs Fees	Compressor Station Labor and Expenses	853	$ -						
92	A_6030040-EE Meals 50% Deduct	Compressor Station Labor and Expenses	853	$ -						
93	A_6030060-EE Shoes Uniforms	Compressor Station Labor and Expenses	853	$ -						
94	A_6030070-EE Training	Compressor Station Labor and Expenses	853	$ -						
95	A_6030091-EE Apprec and Gifts	Compressor Station Labor and Expenses	853	$ -						
96	A_6030800-EE Miscellaneous	Compressor Station Labor and Expenses	853	$ -						
97	A_6100070-Consultants-Mgmt	Compressor Station Labor and Expenses	853	$ -						
98	A_6790320-Fleet Allocation	Compressor Station Labor and Expenses	853	$ -						

NMGC Exhibit ECB-5
Page 122 of 596

NEW MEXICO GAS COMPANY, INC.

Summary of Specifically Forecasted Items
Base Period - 12 Months Ending March 31, 2023
Future Test Year - 12 Months Ending September 30, 2025

	A	B	C	AO	AP	AQ	AR	AS	AT	AU	AV
2				Linkage 2 Separately Forecasted Items							
3	Description	Inputs Name	FERC Acct	Linkage 2 Facilities Security	Linkage 2 Non-interest Revolver Adjustment	Linkage 2 Espanola Lease Expense	Linkage 2 Board of Director Costs	Linkage 2 Shared Services Expense	Linkage 2 Remove Allocated LTIP Expenses	Total Linkage 2 Period Separately Forecasted Items	
51	A_6030091-EE Apprec and Gifts	Operation Supervision and Engineering	850							$ -	
52	A_6030800-EE Miscellaneous	Operation Supervision and Engineering	850							$ -	
53	A_6100070-Consultants-Mgmt	Operation Supervision and Engineering	850							$ -	
54	A_6100080-Consultants-Other	Operation Supervision and Engineering	850							$ -	
55	A_6100100-Contractor Services	Operation Supervision and Engineering	850							$ -	
56	A_6400020-M&S Gen Office	Operation Supervision and Engineering	850							$ -	
57	A_6400100-M&S OS Purchases	Operation Supervision and Engineering	850							$ -	
58	A_6790320-Fleet Allocation	Operation Supervision and Engineering	850							$ -	
59	A_6790321-Stores Allocation	Operation Supervision and Engineering	850							$ -	
60	A_6790322-Small Tools Alloc	Operation Supervision and Engineering	850							$ -	
61	A_A6010000-1001/A6010000	Operation Supervision and Engineering	850							$ (1,156)	
62	A_R6010000-1001/R6010000	Operation Supervision and Engineering	850							$ (520)	
63	A_6018999-Labor Exp Reclass	Operation Supervision and Engineering	850							$ (38,767)	
64	A_6400080-M&S Vehicle Fuel	Operation Supervision and Engineering	850							$ -	
65	A_6400500-M&S Parts	Operation Supervision and Engineering	850							$ -	
66	A_6500010-Transport-Vehicle	Operation Supervision and Engineering	850							$ -	
67	A_6790230-Postage Ship Courier	Operation Supervision and Engineering	850							$ -	
68	A_6790800-Other Oper-Misc	Operation Supervision and Engineering	850							$ -	
69	A_6010110-Labor Exempt ST	System Control and Load Dispatching	851							$ 594,487	
70	A_6010130-Labor Exempt NonProd	System Control and Load Dispatching	851							$ 129,174	
71	A_6010210-Labor NonExm ST	System Control and Load Dispatching	851							$ 542,529	
72	A_6010220-Labor NonExm OT	System Control and Load Dispatching	851							$ 120,964	
73	A_6010230-Labor NonExm NonProd	System Control and Load Dispatching	851							$ 77,841	
74	A_6010910-Labor OffCycle Bonus	System Control and Load Dispatching	851							$ 8,329	
75	A_6030010-EE ProfDue Subs Fees	System Control and Load Dispatching	851							$ -	
76	A_6030040-EE Meals 50% Deduct	System Control and Load Dispatching	851							$ -	
77	A_6030070-EE Training	System Control and Load Dispatching	851							$ -	
78	A_6030080-EE Travel Lodging	System Control and Load Dispatching	851							$ -	
79	A_6030091-EE Apprec and Gifts	System Control and Load Dispatching	851							$ -	
80	A_6030800-EE Miscellaneous	System Control and Load Dispatching	851							$ -	
81	A_6100070-Consultants-Mgmt	System Control and Load Dispatching	851							$ -	
82	A_6400020-M&S Gen Office	System Control and Load Dispatching	851							$ -	
83	A_A6010000-1001/A6010000	System Control and Load Dispatching	851							$ 17,697	
84	A_6018999-Labor Exp Reclass	System Control and Load Dispatching	851							$ (2,172)	
85	A_6010110-Labor Exempt ST	Compressor Station Labor and Expenses	853							$ 24,650	
86	A_6010130-Labor Exempt NonProd	Compressor Station Labor and Expenses	853							$ 3,521	
87	A_6010210-Labor NonExm ST	Compressor Station Labor and Expenses	853							$ 60,114	
88	A_6010220-Labor NonExm OT	Compressor Station Labor and Expenses	853							$ 13,229	
89	A_6010230-Labor NonExm NonProd	Compressor Station Labor and Expenses	853							$ 12,632	
90	A_6010910-Labor OffCycle Bonus	Compressor Station Labor and Expenses	853							$ 461	
91	A_6030010-EE ProfDue Subs Fees	Compressor Station Labor and Expenses	853							$ -	
92	A_6030040-EE Meals 50% Deduct	Compressor Station Labor and Expenses	853							$ -	
93	A_6030060-EE Shoes Uniforms	Compressor Station Labor and Expenses	853							$ -	
94	A_6030070-EE Training	Compressor Station Labor and Expenses	853							$ -	
95	A_6030091-EE Apprec and Gifts	Compressor Station Labor and Expenses	853							$ -	
96	A_6030800-EE Miscellaneous	Compressor Station Labor and Expenses	853							$ -	
97	A_6100070-Consultants-Mgmt	Compressor Station Labor and Expenses	853							$ -	
98	A_6790320-Fleet Allocation	Compressor Station Labor and Expenses	853							$ -	

NMGC Exhibit ECB-5
Page 123 of 596

NEW MEXICO GAS COMPANY, INC.

Summary of Specifically Forecasted Items
Base Period - 12 Months Ending March 31, 2023
Future Test Year - 12 Months Ending September 30, 2025

	A	B	C	AW	AX	AY	AZ	BA	BB	BC
2				Test Period Separately Forecasted Items						
3	Description	Inputs Name	FERC Acct	Test Period Labor Expense	Test Period Incentive Compensation	Test Period Normalize 401K Match	Test Period Medical and Dental Expense	Test Period Pension and OPEB Expenses(2)	Test Period Transmission Integrity Program Costs	Test Period General Insurance Costs
51	A_6030091-EE Apprec and Gifts	Operation Supervision and Engineering	850	$ -						
52	A_6030800-EE Miscellaneous	Operation Supervision and Engineering	850	$ -						
53	A_6100070-Consultants-Mgmt	Operation Supervision and Engineering	850	$ -						
54	A_6100080-Consultants-Other	Operation Supervision and Engineering	850	$ -						
55	A_6100100-Contractor Services	Operation Supervision and Engineering	850	$ -						
56	A_6400020-M&S Gen Office	Operation Supervision and Engineering	850	$ -						
57	A_6400100-M&S OS Purchases	Operation Supervision and Engineering	850	$ -						
58	A_6790320-Fleet Allocation	Operation Supervision and Engineering	850	$ -						
59	A_6790321-Stores Allocation	Operation Supervision and Engineering	850	$ -						
60	A_6790322-Small Tools Alloc	Operation Supervision and Engineering	850	$ -						
61	A_A6010000-1001/A6010000	Operation Supervision and Engineering	850	$ (1,285)						
62	A_R6010000-1001/R6010000	Operation Supervision and Engineering	850	$ (579)						
63	A_6018999-Labor Exp Reclass	Operation Supervision and Engineering	850	$ (43,119)						
64	A_6400080-M&S Vehicle Fuel	Operation Supervision and Engineering	850	$ -						
65	A_6400500-M&S Parts	Operation Supervision and Engineering	850	$ -						
66	A_6500010-Transport-Vehicle	Operation Supervision and Engineering	850	$ -						
67	A_6790230-Postage Ship Courier	Operation Supervision and Engineering	850	$ -						
68	A_6790800-Other Oper-Misc	Operation Supervision and Engineering	850	$ -						
69	A_6010110-Labor Exempt ST	System Control and Load Dispatching	851	$ 661,228						
70	A_6010130-Labor Exempt NonProd	System Control and Load Dispatching	851	$ 143,676						
71	A_6010210-Labor NonExm ST	System Control and Load Dispatching	851	$ 603,437						
72	A_6010220-Labor NonExm OT	System Control and Load Dispatching	851	$ 134,544						
73	A_6010230-Labor NonExm NonProd	System Control and Load Dispatching	851	$ 86,580						
74	A_6010910-Labor OffCycle Bonus	System Control and Load Dispatching	851	$ 9,264						
75	A_6030010-EE ProfDue Subs Fees	System Control and Load Dispatching	851	$ -						
76	A_6030040-EE Meals 50% Deduct	System Control and Load Dispatching	851	$ -						
77	A_6030070-EE Training	System Control and Load Dispatching	851	$ -						
78	A_6030080-EE Travel Lodging	System Control and Load Dispatching	851	$ -						
79	A_6030091-EE Apprec and Gifts	System Control and Load Dispatching	851	$ -						
80	A_6030800-EE Miscellaneous	System Control and Load Dispatching	851	$ -						
81	A_6100070-Consultants-Mgmt	System Control and Load Dispatching	851	$ -						
82	A_6400020-M&S Gen Office	System Control and Load Dispatching	851	$ -						
83	A_A6010000-1001/A6010000	System Control and Load Dispatching	851	$ 19,683						
84	A_6018999-Labor Exp Reclass	System Control and Load Dispatching	851	$ (2,416)						
85	A_6010110-Labor Exempt ST	Compressor Station Labor and Expenses	853	$ 27,417						
86	A_6010130-Labor Exempt NonProd	Compressor Station Labor and Expenses	853	$ 3,916						
87	A_6010210-Labor NonExm ST	Compressor Station Labor and Expenses	853	$ 66,862						
88	A_6010220-Labor NonExm OT	Compressor Station Labor and Expenses	853	$ 14,715						
89	A_6010230-Labor NonExm NonProd	Compressor Station Labor and Expenses	853	$ 14,051						
90	A_6010910-Labor OffCycle Bonus	Compressor Station Labor and Expenses	853	$ 513						
91	A_6030010-EE ProfDue Subs Fees	Compressor Station Labor and Expenses	853	$ -						
92	A_6030040-EE Meals 50% Deduct	Compressor Station Labor and Expenses	853	$ -						
93	A_6030060-EE Shoes Uniforms	Compressor Station Labor and Expenses	853	$ -						
94	A_6030070-EE Training	Compressor Station Labor and Expenses	853	$ -						
95	A_6030091-EE Apprec and Gifts	Compressor Station Labor and Expenses	853	$ -						
96	A_6030800-EE Miscellaneous	Compressor Station Labor and Expenses	853	$ -						
97	A_6100070-Consultants-Mgmt	Compressor Station Labor and Expenses	853	$ -						
98	A_6790320-Fleet Allocation	Compressor Station Labor and Expenses	853	$ -						

NMGC Exhibit ECB-5
Page 124 of 596

NEW MEXICO GAS COMPANY, INC.

Summary of Specifically Forecasted Items
Base Period - 12 Months Ending March 31, 2023
Future Test Year - 12 Months Ending September 30, 2025

	A	B	C	BD	BE	BF	BG	BH	BI	BJ	BK
2				Test Period Separately Forecasted Items							
3	Description	Inputs Name	FERC Acct	Test Period Non-interest Revolver Adjustment	Adjust Espanola Lease	Future Test Year Period Facilities Security	Future Test Period Board of Director Costs	Hansen CIS Expense	Future Test Period Shared Services Expense	Future Test Year Period Remove Allocated LTIP Expenses	Total Test Period Separately Forecasted Items
51	A_6030091-EE Apprec and Gifts	Operation Supervision and Engineering	850								$ -
52	A_6030800-EE Miscellaneous	Operation Supervision and Engineering	850								$ -
53	A_6100070-Consultants-Mgmt	Operation Supervision and Engineering	850								$ -
54	A_6100080-Consultants-Other	Operation Supervision and Engineering	850								$ -
55	A_6100100-Contractor Services	Operation Supervision and Engineering	850								$ -
56	A_6400020-M&S Gen Office	Operation Supervision and Engineering	850								$ -
57	A_6400100-M&S OS Purchases	Operation Supervision and Engineering	850								$ -
58	A_6790320-Fleet Allocation	Operation Supervision and Engineering	850								$ -
59	A_6790321-Stores Allocation	Operation Supervision and Engineering	850								$ -
60	A_6790322-Small Tools Alloc	Operation Supervision and Engineering	850								$ -
61	A_A6010000-1001/A6010000	Operation Supervision and Engineering	850								$ (1,285)
62	A_R6010000-1001/R6010000	Operation Supervision and Engineering	850								$ (579)
63	A_6018999-Labor Exp Reclass	Operation Supervision and Engineering	850								$ (43,119)
64	A_6400080-M&S Vehicle Fuel	Operation Supervision and Engineering	850								$ -
65	A_6400500-M&S Parts	Operation Supervision and Engineering	850								$ -
66	A_6500010-Transport-Vehicle	Operation Supervision and Engineering	850								$ -
67	A_6790230-Postage Ship Courier	Operation Supervision and Engineering	850								$ -
68	A_6790800-Other Oper-Misc	Operation Supervision and Engineering	850								$ -
69	A_6010110-Labor Exempt ST	System Control and Load Dispatching	851								$ 661,228
70	A_6010130-Labor Exempt NonProd	System Control and Load Dispatching	851								$ 143,676
71	A_6010210-Labor NonExm ST	System Control and Load Dispatching	851								$ 603,437
72	A_6010220-Labor NonExm OT	System Control and Load Dispatching	851								$ 134,544
73	A_6010230-Labor NonExm NonProd	System Control and Load Dispatching	851								$ 86,580
74	A_6010910-Labor OffCycle Bonus	System Control and Load Dispatching	851								$ 9,264
75	A_6030010-EE ProfDue Subs Fees	System Control and Load Dispatching	851								$ -
76	A_6030040-EE Meals 50% Deduct	System Control and Load Dispatching	851								$ -
77	A_6030070-EE Training	System Control and Load Dispatching	851								$ -
78	A_6030080-EE Travel Lodging	System Control and Load Dispatching	851								$ -
79	A_6030091-EE Apprec and Gifts	System Control and Load Dispatching	851								$ -
80	A_6030800-EE Miscellaneous	System Control and Load Dispatching	851								$ -
81	A_6100070-Consultants-Mgmt	System Control and Load Dispatching	851								$ -
82	A_6400020-M&S Gen Office	System Control and Load Dispatching	851								$ -
83	A_A6010000-1001/A6010000	System Control and Load Dispatching	851								$ 19,683
84	A_6018999-Labor Exp Reclass	System Control and Load Dispatching	851								$ (2,416)
85	A_6010110-Labor Exempt ST	Compressor Station Labor and Expenses	853								$ 27,417
86	A_6010130-Labor Exempt NonProd	Compressor Station Labor and Expenses	853								$ 3,916
87	A_6010210-Labor NonExm ST	Compressor Station Labor and Expenses	853								$ 66,862
88	A_6010220-Labor NonExm OT	Compressor Station Labor and Expenses	853								$ 14,715
89	A_6010230-Labor NonExm NonProd	Compressor Station Labor and Expenses	853								$ 14,051
90	A_6010910-Labor OffCycle Bonus	Compressor Station Labor and Expenses	853								$ 513
91	A_6030010-EE ProfDue Subs Fees	Compressor Station Labor and Expenses	853								$ -
92	A_6030040-EE Meals 50% Deduct	Compressor Station Labor and Expenses	853								$ -
93	A_6030060-EE Shoes Uniforms	Compressor Station Labor and Expenses	853								$ -
94	A_6030070-EE Training	Compressor Station Labor and Expenses	853								$ -
95	A_6030091-EE Apprec and Gifts	Compressor Station Labor and Expenses	853								$ -
96	A_6030800-EE Miscellaneous	Compressor Station Labor and Expenses	853								$ -
97	A_6100070-Consultants-Mgmt	Compressor Station Labor and Expenses	853								$ -
98	A_6790320-Fleet Allocation	Compressor Station Labor and Expenses	853								$ -

NMGC Exhibit ECB-5
Page 125 of 596

NEW MEXICO GAS COMPANY, INC.

Summary of Specifically Forecasted Items
Base Period - 12 Months Ending March 31, 2023
Future Test Year - 12 Months Ending September 30, 2025

	A	B	C	D	E	F	G	H	I	J
2										
3	Description	Inputs Name	FERC Acct	Total Company Adjusted Base Period Ending 3/31/2023		Base Labor Expense	Base Incentive Compensation Expense	Base Normalize 401K Match	Base Medical and Dental Expense	Base Pension and OPEB Expenses
99	A_6300100-Cost of Natural Gas	Gas for Compressor Station Fuel	854	-		-				
100	A_6030010-EE ProfDue Subs Fees	Other Fuel and Power for Compressor Stations	855	-		-				
101	A_6300100-Cost of Natural Gas	Other Fuel and Power for Compressor Stations	855	-		-				
102	A_6010110-Labor Exempt ST	Mains Expenses	856	14,681		14,681				
103	A_6010130-Labor Exempt NonProd	Mains Expenses	856	4,718		4,718				
104	A_6010210-Labor NonExm ST	Mains Expenses	856	81,637		81,637				
105	A_6010220-Labor NonExm OT	Mains Expenses	856	18,788		18,788				
106	A_6010230-Labor NonExm NonProd	Mains Expenses	856	18,755		18,755				
107	A_6010910-Labor OffCycle Bonus	Mains Expenses	856	109		109				
108	A_6030010-EE ProfDue Subs Fees	Mains Expenses	856	1,075		-				
109	A_6030040-EE Meals 50% Deduct	Mains Expenses	856	1,788		-				
110	A_6030060-EE Shoes Uniforms	Mains Expenses	856	1,880		-				
111	A_6030070-EE Training	Mains Expenses	856	224		-				
112	A_6030080-EE Travel Lodging	Mains Expenses	856	3,338		-				
113	A_6030800-EE Miscellaneous	Mains Expenses	856	76		-				
114	A_6100070-Consultants-Mgmt	Mains Expenses	856	133		-				
115	A_6100080-Consultants-Other	Mains Expenses	856	336,290		-				
116	A_6100100-Contractor Services	Mains Expenses	856	1,061,532		-				
117	A_6400100-M&S OS Purchases	Mains Expenses	856	1,703		-				
118	A_6400500-M&S Parts	Mains Expenses	856	114		-				
119	A_6401000-M&S Inven Issue	Mains Expenses	856	9,354		-				
120	A_6790230-Postage Ship Courier	Mains Expenses	856	281		-				
121	A_6790320-Fleet Allocation	Mains Expenses	856	13,639		-				
122	A_6790321-Stores Allocation	Mains Expenses	856	1,137		-				
123	A_6790322-Small Tools Alloc	Mains Expenses	856	484		-				
124	A_6790800-Other Oper-Misc	Mains Expenses	856	18,945		-				
125	A_A6010000-1001/A6010000	Mains Expenses	856	301		301				
126	A_R6010000-1001/R6010000	Mains Expenses	856	3		3				
127	A_6018999-Labor Exp Reclass	Mains Expenses	856	4,222		4,222				
128	A_6030050-EE Mileage	Mains Expenses	856	134		-				
129	A_6100040-Consultants-Engineer	Mains Expenses	856	25,486		-				
130	A_6108999-OutSvc Exp Reclass	Mains Expenses	856	26,096		-				
131	A_6500010-Transport-Vehicle	Mains Expenses	856	15		-				
132	A_6790210-Permitting	Mains Expenses	856	492		-				
133	A_6010110-Labor Exempt ST	Measuring and Regulating Station Expenses	857	1,309		1,309				
134	A_6010130-Labor Exempt NonProd	Measuring and Regulating Station Expenses	857	211		211				
135	A_6010210-Labor NonExm ST	Measuring and Regulating Station Expenses	857	9,181		9,181				
136	A_6010220-Labor NonExm OT	Measuring and Regulating Station Expenses	857	1,414		1,414				
137	A_6010230-Labor NonExm NonProd	Measuring and Regulating Station Expenses	857	1,224		1,224				
138	A_6010910-Labor OffCycle Bonus	Measuring and Regulating Station Expenses	857	0		0				
139	A_6030040-EE Meals 50% Deduct	Measuring and Regulating Station Expenses	857	586		-				
140	A_6030060-EE Shoes Uniforms	Measuring and Regulating Station Expenses	857	141		-				
141	A_6030070-EE Training	Measuring and Regulating Station Expenses	857	32		-				
142	A_6030080-EE Travel Lodging	Measuring and Regulating Station Expenses	857	1,024		-				
143	A_6030091-EE Apprec and Gifts	Measuring and Regulating Station Expenses	857	0		-				
144	A_6030800-EE Miscellaneous	Measuring and Regulating Station Expenses	857	1,945		-				
145	A_6100070-Consultants-Mgmt	Measuring and Regulating Station Expenses	857	2		-				
146	A_6100080-Consultants-Other	Measuring and Regulating Station Expenses	857	29,982		-				

NMGC Exhibit ECB-5
Page 126 of 596

NEW MEXICO GAS COMPANY, INC.

Summary of Specifically Forecasted Items
Base Period - 12 Months Ending March 31, 2023
Future Test Year - 12 Months Ending September 30, 2025

	A	B	C	K	L	M	N	O	P	Q	R
2				Adjusted Base Period Separately Forecasted Items to Carry Forward, without separate escalation				Adjusted Base Period Separately Forecasted Items to Carry Forward, without separate escalation			
3	Description	Inputs Name	FERC Acct	Transmission Integrity Program Costs	General Insurance Costs	Non-interest Revolver Adjustment	Espanola Lease Expense	Board of Director Costs	Shared Services Expense	Adjusted Base Period Separately Forecasted Items to Carry Forward	
99	A_6300100-Cost of Natural Gas	Gas for Compressor Station Fuel	854							-	
100	A_6030010-EE ProfDue Subs Fees	Other Fuel and Power for Compressor Stations	855							-	
101	A_6300100-Cost of Natural Gas	Other Fuel and Power for Compressor Stations	855							-	
102	A_6010110-Labor Exempt ST	Mains Expenses	856							14,681	
103	A_6010130-Labor Exempt NonProd	Mains Expenses	856							4,718	
104	A_6010210-Labor NonExm ST	Mains Expenses	856							81,637	
105	A_6010220-Labor NonExm OT	Mains Expenses	856							18,788	
106	A_6010230-Labor NonExm NonProd	Mains Expenses	856							18,755	
107	A_6010910-Labor OffCycle Bonus	Mains Expenses	856							109	
108	A_6030010-EE ProfDue Subs Fees	Mains Expenses	856							-	
109	A_6030040-EE Meals 50% Deduct	Mains Expenses	856							-	
110	A_6030060-EE Shoes Uniforms	Mains Expenses	856							-	
111	A_6030070-EE Training	Mains Expenses	856							-	
112	A_6030080-EE Travel Lodging	Mains Expenses	856							-	
113	A_6030800-EE Miscellaneous	Mains Expenses	856							-	
114	A_6100070-Consultants-Mgmt	Mains Expenses	856							-	
115	A_6100080-Consultants-Other	Mains Expenses	856	$ 323,408						323,408	
116	A_6100100-Contractor Services	Mains Expenses	856	$ 1,058,037						1,058,037	
117	A_6400100-M&S OS Purchases	Mains Expenses	856							-	
118	A_6400500-M&S Parts	Mains Expenses	856							-	
119	A_6401000-M&S Inven Issue	Mains Expenses	856							-	
120	A_6790230-Postage Ship Courier	Mains Expenses	856							-	
121	A_6790320-Fleet Allocation	Mains Expenses	856							-	
122	A_6790321-Stores Allocation	Mains Expenses	856							-	
123	A_6790322-Small Tools Alloc	Mains Expenses	856							-	
124	A_6790800-Other Oper-Misc	Mains Expenses	856							-	
125	A_A6010000-1001/A6010000	Mains Expenses	856							301	
126	A_R6010000-1001/R6010000	Mains Expenses	856							3	
127	A_6018999-Labor Exp Reclass	Mains Expenses	856							4,222	
128	A_6030050-EE Mileage	Mains Expenses	856							-	
129	A_6100040-Consultants-Engineer	Mains Expenses	856							-	
130	A_6108999-OutSvc Exp Reclass	Mains Expenses	856							-	
131	A_6500010-Transport-Vehicle	Mains Expenses	856							-	
132	A_6790210-Permitting	Mains Expenses	856							-	
133	A_6010110-Labor Exempt ST	Measuring and Regulating Station Expenses	857							1,309	
134	A_6010130-Labor Exempt NonProd	Measuring and Regulating Station Expenses	857							211	
135	A_6010210-Labor NonExm ST	Measuring and Regulating Station Expenses	857							9,181	
136	A_6010220-Labor NonExm OT	Measuring and Regulating Station Expenses	857							1,414	
137	A_6010230-Labor NonExm NonProd	Measuring and Regulating Station Expenses	857							1,224	
138	A_6010910-Labor OffCycle Bonus	Measuring and Regulating Station Expenses	857							0	
139	A_6030040-EE Meals 50% Deduct	Measuring and Regulating Station Expenses	857							-	
140	A_6030060-EE Shoes Uniforms	Measuring and Regulating Station Expenses	857							-	
141	A_6030070-EE Training	Measuring and Regulating Station Expenses	857							-	
142	A_6030080-EE Travel Lodging	Measuring and Regulating Station Expenses	857							-	
143	A_6030091-EE Apprec and Gifts	Measuring and Regulating Station Expenses	857							-	
144	A_6030800-EE Miscellaneous	Measuring and Regulating Station Expenses	857							-	
145	A_6100070-Consultants-Mgmt	Measuring and Regulating Station Expenses	857							-	
146	A_6100080-Consultants-Other	Measuring and Regulating Station Expenses	857							-	

NMGC Exhibit ECB-5
Page 127 of 596

NEW MEXICO GAS COMPANY, INC.

Summary of Specifically Forecasted Items
Base Period - 12 Months Ending March 31, 2023
Future Test Year - 12 Months Ending September 30, 2025

	A	B	C	S	T	U	V	W	X	Y
2				Linkage 1 Separately Forecasted Items						
3	Description	Inputs Name	FERC Acct	Linkage Period 1 Labor Expense	Linkage Period 1 Incentive Compensation Expense	Linkage Period 1 Normalize 401K Match	Linkage 1 Medical and Dental Expense	Linkage 1 Pension and OPEB Expenses	Linkage 1 Transmission Integrity Program Costs	Linkage 1 General Insurance Costs
99	A_6300100-Cost of Natural Gas	Gas for Compressor Station Fuel	854	-						
100	A_6030010-EE ProfDue Subs Fees	Other Fuel and Power for Compressor Stations	855	-						
101	A_6300100-Cost of Natural Gas	Other Fuel and Power for Compressor Stations	855	-						
102	A_6010110-Labor Exempt ST	Mains Expenses	856	14,937						
103	A_6010130-Labor Exempt NonProd	Mains Expenses	856	4,800						
104	A_6010210-Labor NonExm ST	Mains Expenses	856	83,066						
105	A_6010220-Labor NonExm OT	Mains Expenses	856	19,116						
106	A_6010230-Labor NonExm NonProd	Mains Expenses	856	19,083						
107	A_6010910-Labor OffCycle Bonus	Mains Expenses	856	111						
108	A_6030010-EE ProfDue Subs Fees	Mains Expenses	856	-						
109	A_6030040-EE Meals 50% Deduct	Mains Expenses	856	-						
110	A_6030060-EE Shoes Uniforms	Mains Expenses	856	-						
111	A_6030070-EE Training	Mains Expenses	856	-						
112	A_6030080-EE Travel Lodging	Mains Expenses	856	-						
113	A_6030800-EE Miscellaneous	Mains Expenses	856	-						
114	A_6100070-Consultants-Mgmt	Mains Expenses	856	-						
115	A_6100080-Consultants-Other	Mains Expenses	856	-					$ 2,391,698	
116	A_6100100-Contractor Services	Mains Expenses	856	-						
117	A_6400100-M&S OS Purchases	Mains Expenses	856	-						
118	A_6400500-M&S Parts	Mains Expenses	856	-						
119	A_6401000-M&S Inven Issue	Mains Expenses	856	-						
120	A_6790230-Postage Ship Courier	Mains Expenses	856	-						
121	A_6790320-Fleet Allocation	Mains Expenses	856	-						
122	A_6790321-Stores Allocation	Mains Expenses	856	-						
123	A_6790322-Small Tools Alloc	Mains Expenses	856	-						
124	A_6790800-Other Oper-Misc	Mains Expenses	856	-						
125	A_A6010000-1001/A6010000	Mains Expenses	856	306						
126	A_R6010000-1001/R6010000	Mains Expenses	856	3						
127	A_6018999-Labor Exp Reclass	Mains Expenses	856	4,296						
128	A_6030050-EE Mileage	Mains Expenses	856	-						
129	A_6100040-Consultants-Engineer	Mains Expenses	856	-						
130	A_6108999-OutSvc Exp Reclass	Mains Expenses	856	-						
131	A_6500010-Transport-Vehicle	Mains Expenses	856	-						
132	A_6790210-Permitting	Mains Expenses	856	-						
133	A_6010110-Labor Exempt ST	Measuring and Regulating Station Expenses	857	1,332						
134	A_6010130-Labor Exempt NonProd	Measuring and Regulating Station Expenses	857	215						
135	A_6010210-Labor NonExm ST	Measuring and Regulating Station Expenses	857	9,341						
136	A_6010220-Labor NonExm OT	Measuring and Regulating Station Expenses	857	1,438						
137	A_6010230-Labor NonExm NonProd	Measuring and Regulating Station Expenses	857	1,245						
138	A_6010910-Labor OffCycle Bonus	Measuring and Regulating Station Expenses	857	0						
139	A_6030040-EE Meals 50% Deduct	Measuring and Regulating Station Expenses	857	-						
140	A_6030060-EE Shoes Uniforms	Measuring and Regulating Station Expenses	857	-						
141	A_6030070-EE Training	Measuring and Regulating Station Expenses	857	-						
142	A_6030080-EE Travel Lodging	Measuring and Regulating Station Expenses	857	-						
143	A_6030091-EE Apprec and Gifts	Measuring and Regulating Station Expenses	857	-						
144	A_6030800-EE Miscellaneous	Measuring and Regulating Station Expenses	857	-						
145	A_6100070-Consultants-Mgmt	Measuring and Regulating Station Expenses	857	-						
146	A_6100080-Consultants-Other	Measuring and Regulating Station Expenses	857	-						

NMGC Exhibit ECB-5
Page 128 of 596

NEW MEXICO GAS COMPANY, INC.

Summary of Specifically Forecasted Items
Base Period - 12 Months Ending March 31, 2023
Future Test Year - 12 Months Ending September 30, 2025

	A	B	C	Z	AA	AB	AC	AD	AE	AF	AG
2				Linkage 1 Separately Forecasted Items							
3	Description	Inputs Name	FERC Acct	Linkage 1 Facilities Security	Linkage 1 Non-interest Revolver Adjustment	Linkage 1 Espanola Lease Expense	Linkage 1 Board of Director Costs	Linkage 1 Shared Services Expense	Linkage 1 Remove Allocated LTIP Expenses	Total Linkage 1 Period Separately Forecasted Items	
99	A_6300100-Cost of Natural Gas	Gas for Compressor Station Fuel	854							$ -	
100	A_6030010-EE ProfDue Subs Fees	Other Fuel and Power for Compressor Stations	855							$ -	
101	A_6300100-Cost of Natural Gas	Other Fuel and Power for Compressor Stations	855							$ -	
102	A_6010110-Labor Exempt ST	Mains Expenses	856							$ 14,937	
103	A_6010130-Labor Exempt NonProd	Mains Expenses	856							$ 4,800	
104	A_6010210-Labor NonExm ST	Mains Expenses	856							$ 83,066	
105	A_6010220-Labor NonExm OT	Mains Expenses	856							$ 19,116	
106	A_6010230-Labor NonExm NonProd	Mains Expenses	856							$ 19,083	
107	A_6010910-Labor OffCycle Bonus	Mains Expenses	856							$ 111	
108	A_6030010-EE ProfDue Subs Fees	Mains Expenses	856							$ -	
109	A_6030040-EE Meals 50% Deduct	Mains Expenses	856							$ -	
110	A_6030060-EE Shoes Uniforms	Mains Expenses	856							$ -	
111	A_6030070-EE Training	Mains Expenses	856							$ -	
112	A_6030080-EE Travel Lodging	Mains Expenses	856							$ -	
113	A_6030800-EE Miscellaneous	Mains Expenses	856							$ -	
114	A_6100070-Consultants-Mgmt	Mains Expenses	856							$ -	
115	A_6100080-Consultants-Other	Mains Expenses	856							$ 2,391,698	
116	A_6100100-Contractor Services	Mains Expenses	856							$ -	
117	A_6400100-M&S OS Purchases	Mains Expenses	856							$ -	
118	A_6400500-M&S Parts	Mains Expenses	856							$ -	
119	A_6401000-M&S Inven Issue	Mains Expenses	856							$ -	
120	A_6790230-Postage Ship Courier	Mains Expenses	856							$ -	
121	A_6790320-Fleet Allocation	Mains Expenses	856							$ -	
122	A_6790321-Stores Allocation	Mains Expenses	856							$ -	
123	A_6790322-Small Tools Alloc	Mains Expenses	856							$ -	
124	A_6790800-Other Oper-Misc	Mains Expenses	856							$ -	
125	A_A6010000-1001/A6010000	Mains Expenses	856							$ 306	
126	A_R6010000-1001/R6010000	Mains Expenses	856							$ 3	
127	A_6018999-Labor Exp Reclass	Mains Expenses	856							$ 4,296	
128	A_6030050-EE Mileage	Mains Expenses	856							$ -	
129	A_6100040-Consultants-Engineer	Mains Expenses	856							$ -	
130	A_6108999-OutSvc Exp Reclass	Mains Expenses	856							$ -	
131	A_6500010-Transport-Vehicle	Mains Expenses	856							$ -	
132	A_6790210-Permitting	Mains Expenses	856							$ -	
133	A_6010110-Labor Exempt ST	Measuring and Regulating Station Expenses	857							$ 1,332	
134	A_6010130-Labor Exempt NonProd	Measuring and Regulating Station Expenses	857							$ 215	
135	A_6010210-Labor NonExm ST	Measuring and Regulating Station Expenses	857							$ 9,341	
136	A_6010220-Labor NonExm OT	Measuring and Regulating Station Expenses	857							$ 1,438	
137	A_6010230-Labor NonExm NonProd	Measuring and Regulating Station Expenses	857							$ 1,245	
138	A_6010910-Labor OffCycle Bonus	Measuring and Regulating Station Expenses	857							$ 0	
139	A_6030040-EE Meals 50% Deduct	Measuring and Regulating Station Expenses	857							$ -	
140	A_6030060-EE Shoes Uniforms	Measuring and Regulating Station Expenses	857							$ -	
141	A_6030070-EE Training	Measuring and Regulating Station Expenses	857							$ -	
142	A_6030080-EE Travel Lodging	Measuring and Regulating Station Expenses	857							$ -	
143	A_6030091-EE Apprec and Gifts	Measuring and Regulating Station Expenses	857							$ -	
144	A_6030800-EE Miscellaneous	Measuring and Regulating Station Expenses	857							$ -	
145	A_6100070-Consultants-Mgmt	Measuring and Regulating Station Expenses	857							$ -	
146	A_6100080-Consultants-Other	Measuring and Regulating Station Expenses	857							$ -	

NMGC Exhibit ECB-5
Page 129 of 596

NEW MEXICO GAS COMPANY, INC.

Summary of Specifically Forecasted Items
Base Period - 12 Months Ending March 31, 2023
Future Test Year - 12 Months Ending September 30, 2025

	A	B	C	AH	AI	AJ	AK	AL	AM	AN
2				Linkage 2 Separately Forecasted Items						
3	Description	Inputs Name	FERC Acct	Linkage 2 Period Labor Expense	Linkage 2 Period Incentive Compensation Expense	Linkage Period 2 Normalize 401K Match	Linkage 2 Medical and Dental Expense	Linkage 2 Pension and OPEB Expenses	Linkage 2 Transmission Integrity Program Costs	Linkage 2 Period General Insurance Costs
99	A_6300100-Cost of Natural Gas	Gas for Compressor Station Fuel	854	$ -						
100	A_6030010-EE ProfDue Subs Fees	Other Fuel and Power for Compressor Stations	855	$ -						
101	A_6300100-Cost of Natural Gas	Other Fuel and Power for Compressor Stations	855	$ -						
102	A_6010110-Labor Exempt ST	Mains Expenses	856	$ 15,194						
103	A_6010130-Labor Exempt NonProd	Mains Expenses	856	$ 4,883						
104	A_6010210-Labor NonExm ST	Mains Expenses	856	$ 84,494						
105	A_6010220-Labor NonExm OT	Mains Expenses	856	$ 19,445						
106	A_6010230-Labor NonExm NonProd	Mains Expenses	856	$ 19,411						
107	A_6010910-Labor OffCycle Bonus	Mains Expenses	856	$ 113						
108	A_6030010-EE ProfDue Subs Fees	Mains Expenses	856	$ -						
109	A_6030040-EE Meals 50% Deduct	Mains Expenses	856	$ -						
110	A_6030060-EE Shoes Uniforms	Mains Expenses	856	$ -						
111	A_6030070-EE Training	Mains Expenses	856	$ -						
112	A_6030080-EE Travel Lodging	Mains Expenses	856	$ -						
113	A_6030800-EE Miscellaneous	Mains Expenses	856	$ -						
114	A_6100070-Consultants-Mgmt	Mains Expenses	856	$ -						
115	A_6100080-Consultants-Other	Mains Expenses	856	$ -					$ 2,031,520	
116	A_6100100-Contractor Services	Mains Expenses	856	$ -						
117	A_6400100-M&S OS Purchases	Mains Expenses	856	$ -						
118	A_6400500-M&S Parts	Mains Expenses	856	$ -						
119	A_6401000-M&S Inven Issue	Mains Expenses	856	$ -						
120	A_6790230-Postage Ship Courier	Mains Expenses	856	$ -						
121	A_6790320-Fleet Allocation	Mains Expenses	856	$ -						
122	A_6790321-Stores Allocation	Mains Expenses	856	$ -						
123	A_6790322-Small Tools Alloc	Mains Expenses	856	$ -						
124	A_6790800-Other Oper-Misc	Mains Expenses	856	$ -						
125	A_A6010000-1001/A6010000	Mains Expenses	856	$ 311						
126	A_R6010000-1001/R6010000	Mains Expenses	856	$ 3						
127	A_6018999-Labor Exp Reclass	Mains Expenses	856	$ 4,370						
128	A_6030050-EE Mileage	Mains Expenses	856	$ -						
129	A_6100040-Consultants-Engineer	Mains Expenses	856	$ -						
130	A_6108999-OutSvc Exp Reclass	Mains Expenses	856	$ -						
131	A_6500010-Transport-Vehicle	Mains Expenses	856	$ -						
132	A_6790210-Permitting	Mains Expenses	856	$ -						
133	A_6010110-Labor Exempt ST	Measuring and Regulating Station Expenses	857	$ 1,355						
134	A_6010130-Labor Exempt NonProd	Measuring and Regulating Station Expenses	857	$ 218						
135	A_6010210-Labor NonExm ST	Measuring and Regulating Station Expenses	857	$ 9,502						
136	A_6010220-Labor NonExm OT	Measuring and Regulating Station Expenses	857	$ 1,463						
137	A_6010230-Labor NonExm NonProd	Measuring and Regulating Station Expenses	857	$ 1,267						
138	A_6010910-Labor OffCycle Bonus	Measuring and Regulating Station Expenses	857	$ 0						
139	A_6030040-EE Meals 50% Deduct	Measuring and Regulating Station Expenses	857	$ -						
140	A_6030060-EE Shoes Uniforms	Measuring and Regulating Station Expenses	857	$ -						
141	A_6030070-EE Training	Measuring and Regulating Station Expenses	857	$ -						
142	A_6030080-EE Travel Lodging	Measuring and Regulating Station Expenses	857	$ -						
143	A_6030091-EE Apprec and Gifts	Measuring and Regulating Station Expenses	857	$ -						
144	A_6030800-EE Miscellaneous	Measuring and Regulating Station Expenses	857	$ -						
145	A_6100070-Consultants-Mgmt	Measuring and Regulating Station Expenses	857	$ -						
146	A_6100080-Consultants-Other	Measuring and Regulating Station Expenses	857	$ -						

NMGC Exhibit ECB-5
Page 130 of 596

NEW MEXICO GAS COMPANY, INC.

Summary of Specifically Forecasted Items
Base Period - 12 Months Ending March 31, 2023
Future Test Year - 12 Months Ending September 30, 2025

	A	B	C	AO	AP	AQ	AR	AS	AT	AU	AV
2				Linkage 2 Separately Forecasted Items							
3	Description	Inputs Name	FERC Acct	Linkage 2 Facilities Security	Linkage 2 Non-interest Revolver Adjustment	Linkage 2 Espanola Lease Expense	Linkage 2 Board of Director Costs	Linkage 2 Shared Services Expense	Linkage 2 Remove Allocated LTIP Expenses	Total Linkage 2 Period Separately Forecasted Items	
99	A_6300100-Cost of Natural Gas	Gas for Compressor Station Fuel	854							$ -	
100	A_6030010-EE ProfDue Subs Fees	Other Fuel and Power for Compressor Stations	855							$ -	
101	A_6300100-Cost of Natural Gas	Other Fuel and Power for Compressor Stations	855							$ -	
102	A_6010110-Labor Exempt ST	Mains Expenses	856							$ 15,194	
103	A_6010130-Labor Exempt NonProd	Mains Expenses	856							$ 4,883	
104	A_6010210-Labor NonExm ST	Mains Expenses	856							$ 84,494	
105	A_6010220-Labor NonExm OT	Mains Expenses	856							$ 19,445	
106	A_6010230-Labor NonExm NonProd	Mains Expenses	856							$ 19,411	
107	A_6010910-Labor OffCycle Bonus	Mains Expenses	856							$ 113	
108	A_6030010-EE ProfDue Subs Fees	Mains Expenses	856							$ -	
109	A_6030040-EE Meals 50% Deduct	Mains Expenses	856							$ -	
110	A_6030060-EE Shoes Uniforms	Mains Expenses	856							$ -	
111	A_6030070-EE Training	Mains Expenses	856							$ -	
112	A_6030080-EE Travel Lodging	Mains Expenses	856							$ -	
113	A_6030800-EE Miscellaneous	Mains Expenses	856							$ -	
114	A_6100070-Consultants-Mgmt	Mains Expenses	856							$ -	
115	A_6100080-Consultants-Other	Mains Expenses	856							$ 2,031,520	
116	A_6100100-Contractor Services	Mains Expenses	856							$ -	
117	A_6400100-M&S OS Purchases	Mains Expenses	856							$ -	
118	A_6400500-M&S Parts	Mains Expenses	856							$ -	
119	A_6401000-M&S Inven Issue	Mains Expenses	856							$ -	
120	A_6790230-Postage Ship Courier	Mains Expenses	856							$ -	
121	A_6790320-Fleet Allocation	Mains Expenses	856							$ -	
122	A_6790321-Stores Allocation	Mains Expenses	856							$ -	
123	A_6790322-Small Tools Alloc	Mains Expenses	856							$ -	
124	A_6790800-Other Oper-Misc	Mains Expenses	856							$ -	
125	A_A6010000-1001/A6010000	Mains Expenses	856							$ 311	
126	A_R6010000-1001/R6010000	Mains Expenses	856							$ 3	
127	A_6018999-Labor Exp Reclass	Mains Expenses	856							$ 4,370	
128	A_6030050-EE Mileage	Mains Expenses	856							$ -	
129	A_6100040-Consultants-Engineer	Mains Expenses	856							$ -	
130	A_6108999-OutSvc Exp Reclass	Mains Expenses	856							$ -	
131	A_6500010-Transport-Vehicle	Mains Expenses	856							$ -	
132	A_6790210-Permitting	Mains Expenses	856							$ -	
133	A_6010110-Labor Exempt ST	Measuring and Regulating Station Expenses	857							$ 1,355	
134	A_6010130-Labor Exempt NonProd	Measuring and Regulating Station Expenses	857							$ 218	
135	A_6010210-Labor NonExm ST	Measuring and Regulating Station Expenses	857							$ 9,502	
136	A_6010220-Labor NonExm OT	Measuring and Regulating Station Expenses	857							$ 1,463	
137	A_6010230-Labor NonExm NonProd	Measuring and Regulating Station Expenses	857							$ 1,267	
138	A_6010910-Labor OffCycle Bonus	Measuring and Regulating Station Expenses	857							$ 0	
139	A_6030040-EE Meals 50% Deduct	Measuring and Regulating Station Expenses	857							$ -	
140	A_6030060-EE Shoes Uniforms	Measuring and Regulating Station Expenses	857							$ -	
141	A_6030070-EE Training	Measuring and Regulating Station Expenses	857							$ -	
142	A_6030080-EE Travel Lodging	Measuring and Regulating Station Expenses	857							$ -	
143	A_6030091-EE Apprec and Gifts	Measuring and Regulating Station Expenses	857							$ -	
144	A_6030800-EE Miscellaneous	Measuring and Regulating Station Expenses	857							$ -	
145	A_6100070-Consultants-Mgmt	Measuring and Regulating Station Expenses	857							$ -	
146	A_6100080-Consultants-Other	Measuring and Regulating Station Expenses	857							$ -	

NMGC Exhibit ECB-5
Page 131 of 596

NEW MEXICO GAS COMPANY, INC.

Summary of Specifically Forecasted Items
Base Period - 12 Months Ending March 31, 2023
Future Test Year - 12 Months Ending September 30, 2025

	A	B	C	AW	AX	AY	AZ	BA	BB	BC
2				Test Period Separately Forecasted Items						
3	Description	Inputs Name	FERC Acct	Test Period Labor Expense	Test Period Incentive Compensation	Test Period Normalize 401K Match	Test Period Medical and Dental Expense	Test Period Pension and OPEB Expenses(2)	Test Period Transmission Integrity Program Costs	Test Period General Insurance Costs
99	A_6300100-Cost of Natural Gas	Gas for Compressor Station Fuel	854	$ -						
100	A_6030010-EE ProfDue Subs Fees	Other Fuel and Power for Compressor Stations	855	$ -						
101	A_6300100-Cost of Natural Gas	Other Fuel and Power for Compressor Stations	855	$ -						
102	A_6010110-Labor Exempt ST	Mains Expenses	856	$ 16,900						
103	A_6010130-Labor Exempt NonProd	Mains Expenses	856	$ 5,431						
104	A_6010210-Labor NonExm ST	Mains Expenses	856	$ 93,980						
105	A_6010220-Labor NonExm OT	Mains Expenses	856	$ 21,628						
106	A_6010230-Labor NonExm NonProd	Mains Expenses	856	$ 21,590						
107	A_6010910-Labor OffCycle Bonus	Mains Expenses	856	$ 126						
108	A_6030010-EE ProfDue Subs Fees	Mains Expenses	856	$ -						
109	A_6030040-EE Meals 50% Deduct	Mains Expenses	856	$ -						
110	A_6030060-EE Shoes Uniforms	Mains Expenses	856	$ -						
111	A_6030070-EE Training	Mains Expenses	856	$ -						
112	A_6030080-EE Travel Lodging	Mains Expenses	856	$ -						
113	A_6030800-EE Miscellaneous	Mains Expenses	856	$ -						
114	A_6100070-Consultants-Mgmt	Mains Expenses	856	$ -						
115	A_6100080-Consultants-Other	Mains Expenses	856	$ -					2,588,115	
116	A_6100100-Contractor Services	Mains Expenses	856	$ -						
117	A_6400100-M&S OS Purchases	Mains Expenses	856	$ -						
118	A_6400500-M&S Parts	Mains Expenses	856	$ -						
119	A_6401000-M&S Inven Issue	Mains Expenses	856	$ -						
120	A_6790230-Postage Ship Courier	Mains Expenses	856	$ -						
121	A_6790320-Fleet Allocation	Mains Expenses	856	$ -						
122	A_6790321-Stores Allocation	Mains Expenses	856	$ -						
123	A_6790322-Small Tools Alloc	Mains Expenses	856	$ -						
124	A_6790800-Other Oper-Misc	Mains Expenses	856	$ -						
125	A_A6010000-1001/A6010000	Mains Expenses	856	$ 346						
126	A_R6010000-1001/R6010000	Mains Expenses	856	$ 4						
127	A_6018999-Labor Exp Reclass	Mains Expenses	856	$ 4,860						
128	A_6030050-EE Mileage	Mains Expenses	856	$ -						
129	A_6100040-Consultants-Engineer	Mains Expenses	856	$ -						
130	A_6108999-OutSvc Exp Reclass	Mains Expenses	856	$ -						
131	A_6500010-Transport-Vehicle	Mains Expenses	856	$ -						
132	A_6790210-Permitting	Mains Expenses	856	$ -						
133	A_6010110-Labor Exempt ST	Measuring and Regulating Station Expenses	857	$ 1,507						
134	A_6010130-Labor Exempt NonProd	Measuring and Regulating Station Expenses	857	$ 243						
135	A_6010210-Labor NonExm ST	Measuring and Regulating Station Expenses	857	$ 10,569						
136	A_6010220-Labor NonExm OT	Measuring and Regulating Station Expenses	857	$ 1,627						
137	A_6010230-Labor NonExm NonProd	Measuring and Regulating Station Expenses	857	$ 1,409						
138	A_6010910-Labor OffCycle Bonus	Measuring and Regulating Station Expenses	857	$ 0						
139	A_6030040-EE Meals 50% Deduct	Measuring and Regulating Station Expenses	857	$ -						
140	A_6030060-EE Shoes Uniforms	Measuring and Regulating Station Expenses	857	$ -						
141	A_6030070-EE Training	Measuring and Regulating Station Expenses	857	$ -						
142	A_6030080-EE Travel Lodging	Measuring and Regulating Station Expenses	857	$ -						
143	A_6030091-EE Apprec and Gifts	Measuring and Regulating Station Expenses	857	$ -						
144	A_6030800-EE Miscellaneous	Measuring and Regulating Station Expenses	857	$ -						
145	A_6100070-Consultants-Mgmt	Measuring and Regulating Station Expenses	857	$ -						
146	A_6100080-Consultants-Other	Measuring and Regulating Station Expenses	857	$ -						

NMGC Exhibit ECB-5
Page 132 of 596

NEW MEXICO GAS COMPANY, INC.

Summary of Specifically Forecasted Items
Base Period - 12 Months Ending March 31, 2023
Future Test Year - 12 Months Ending September 30, 2025

	A	B	C	BD	BE	BF	BG	BH	BI	BJ	BK
2				Test Period Separately Forecasted Items							
3	Description	Inputs Name	FERC Acct	Test Period Non-interest Revolver Adjustment	Adjust Espanola Lease	Future Test Year Period Facilities Security	Future Test Period Board of Director Costs	Hansen CIS Expense	Future Test Period Shared Services Expense	Future Test Year Period Remove Allocated LTIP Expenses	Total Test Period Separately Forecasted Items
99	A_6300100-Cost of Natural Gas	Gas for Compressor Station Fuel	854								$ -
100	A_6030010-EE ProfDue Subs Fees	Other Fuel and Power for Compressor Stations	855								$ -
101	A_6300100-Cost of Natural Gas	Other Fuel and Power for Compressor Stations	855								$ -
102	A_6010110-Labor Exempt ST	Mains Expenses	856								$ 16,900
103	A_6010130-Labor Exempt NonProd	Mains Expenses	856								$ 5,431
104	A_6010210-Labor NonExm ST	Mains Expenses	856								$ 93,980
105	A_6010220-Labor NonExm OT	Mains Expenses	856								$ 21,628
106	A_6010230-Labor NonExm NonProd	Mains Expenses	856								$ 21,590
107	A_6010910-Labor OffCycle Bonus	Mains Expenses	856								$ 126
108	A_6030010-EE ProfDue Subs Fees	Mains Expenses	856								$ -
109	A_6030040-EE Meals 50% Deduct	Mains Expenses	856								$ -
110	A_6030060-EE Shoes Uniforms	Mains Expenses	856								$ -
111	A_6030070-EE Training	Mains Expenses	856								$ -
112	A_6030080-EE Travel Lodging	Mains Expenses	856								$ -
113	A_6030800-EE Miscellaneous	Mains Expenses	856								$ -
114	A_6100070-Consultants-Mgmt	Mains Expenses	856								$ -
115	A_6100080-Consultants-Other	Mains Expenses	856								$ 2,588,115
116	A_6100100-Contractor Services	Mains Expenses	856								$ -
117	A_6400100-M&S OS Purchases	Mains Expenses	856								$ -
118	A_6400500-M&S Parts	Mains Expenses	856								$ -
119	A_6401000-M&S Inven Issue	Mains Expenses	856								$ -
120	A_6790230-Postage Ship Courier	Mains Expenses	856								$ -
121	A_6790320-Fleet Allocation	Mains Expenses	856								$ -
122	A_6790321-Stores Allocation	Mains Expenses	856								$ -
123	A_6790322-Small Tools Alloc	Mains Expenses	856								$ -
124	A_6790800-Other Oper-Misc	Mains Expenses	856								$ -
125	A_A6010000-1001/A6010000	Mains Expenses	856								$ 346
126	A_R6010000-1001/R6010000	Mains Expenses	856								$ 4
127	A_6018999-Labor Exp Reclass	Mains Expenses	856								$ 4,860
128	A_6030050-EE Mileage	Mains Expenses	856								$ -
129	A_6100040-Consultants-Engineer	Mains Expenses	856								$ -
130	A_6108999-OutSvc Exp Reclass	Mains Expenses	856								$ -
131	A_6500010-Transport-Vehicle	Mains Expenses	856								$ -
132	A_6790210-Permitting	Mains Expenses	856								$ -
133	A_6010110-Labor Exempt ST	Measuring and Regulating Station Expenses	857								$ 1,507
134	A_6010130-Labor Exempt NonProd	Measuring and Regulating Station Expenses	857								$ 243
135	A_6010210-Labor NonExm ST	Measuring and Regulating Station Expenses	857								$ 10,569
136	A_6010220-Labor NonExm OT	Measuring and Regulating Station Expenses	857								$ 1,627
137	A_6010230-Labor NonExm NonProd	Measuring and Regulating Station Expenses	857								$ 1,409
138	A_6010910-Labor OffCycle Bonus	Measuring and Regulating Station Expenses	857								$ 0
139	A_6030040-EE Meals 50% Deduct	Measuring and Regulating Station Expenses	857								$ -
140	A_6030060-EE Shoes Uniforms	Measuring and Regulating Station Expenses	857								$ -
141	A_6030070-EE Training	Measuring and Regulating Station Expenses	857								$ -
142	A_6030080-EE Travel Lodging	Measuring and Regulating Station Expenses	857								$ -
143	A_6030091-EE Apprec and Gifts	Measuring and Regulating Station Expenses	857								$ -
144	A_6030800-EE Miscellaneous	Measuring and Regulating Station Expenses	857								$ -
145	A_6100070-Consultants-Mgmt	Measuring and Regulating Station Expenses	857								$ -
146	A_6100080-Consultants-Other	Measuring and Regulating Station Expenses	857								$ -

NMGC Exhibit ECB-5
Page 133 of 596

NEW MEXICO GAS COMPANY, INC.

Summary of Specifically Forecasted Items
Base Period - 12 Months Ending March 31, 2023
Future Test Year - 12 Months Ending September 30, 2025

	A	B	C	D	E	F	G	H	I	J
2										
3	Description	Inputs Name	FERC Acct	Total Company Adjusted Base Period Ending 3/31/2023		Base Labor Expense	Base Incentive Compensation Expense	Base Normalize 401K Match	Base Medical and Dental Expense	Base Pension and OPEB Expenses
147	A_6100100-Contractor Services	Measuring and Regulating Station Expenses	857	1,204		-				
148	A_6400080-M&S Vehicle Fuel	Measuring and Regulating Station Expenses	857	469		-				
149	A_6400100-M&S OS Purchases	Measuring and Regulating Station Expenses	857	65,437		-				
150	A_6400500-M&S Parts	Measuring and Regulating Station Expenses	857	157		-				
151	A_6400510-M&S Small Tools	Measuring and Regulating Station Expenses	857	828		-				
152	A_6401000-M&S Inven Issue	Measuring and Regulating Station Expenses	857	39,191		-				
153	A_6720020-LTLease-NonOffEquip	Measuring and Regulating Station Expenses	857	6,397		-				
154	A_6790199-Fees-Miscellaneous	Measuring and Regulating Station Expenses	857	1,560		-				
155	A_6790230-Postage Ship Courier	Measuring and Regulating Station Expenses	857	819		-				
156	A_6790320-Fleet Allocation	Measuring and Regulating Station Expenses	857	1,535		-				
157	A_6790321-Stores Allocation	Measuring and Regulating Station Expenses	857	5,870		-				
158	A_6790322-Small Tools Alloc	Measuring and Regulating Station Expenses	857	2,904		-				
159	A_A6010000-1001/A6010000	Measuring and Regulating Station Expenses	857	2		2				
160	A_6300100-Cost of Natural Gas	Transmission and Compression of Gas by Others	858	-		-				
161	A_6010110-Labor Exempt ST	Other Expenses	859	167,343		167,343				
162	A_6010130-Labor Exempt NonProd	Other Expenses	859	22,864		22,864				
163	A_6010210-Labor NonExm ST	Other Expenses	859	14,418		14,418				
164	A_6010230-Labor NonExm NonProd	Other Expenses	859	5,943		5,943				
165	A_6030010-EE ProfDue Subs Fees	Other Expenses	859	12,370		-				
166	A_6030040-EE Meals 50% Deduct	Other Expenses	859	1,965		-				
167	A_6030060-EE Shoes Uniforms	Other Expenses	859	709		-				
168	A_6030070-EE Training	Other Expenses	859	1,704		-				
169	A_6030080-EE Travel Lodging	Other Expenses	859	4,272		-				
170	A_6030091-EE Apprec and Gifts	Other Expenses	859	1		-				
171	A_6030800-EE Miscellaneous	Other Expenses	859	2,666		-				
172	A_6100070-Consultants-Mgmt	Other Expenses	859	93		-				
173	A_6100080-Consultants-Other	Other Expenses	859	20,186		-				
174	A_6400020-M&S Gen Office	Other Expenses	859	141		-				
175	A_6500010-Transport-Vehicle	Other Expenses	859	2		-				
176	A_6790199-Fees-Miscellaneous	Other Expenses	859	123		-				
177	A_6790210-Permitting	Other Expenses	859	21,062		-				
178	A_6790320-Fleet Allocation	Other Expenses	859	17,125		-				
179	A_6790800-Other Oper-Misc	Other Expenses	859	3,347		-				
180	A_A6010000-1001/A6010000	Other Expenses	859	3,028		3,028				
181	A_6100100-Contractor Services	Other Expenses	859	11		-				
182	A_6400080-M&S Vehicle Fuel	Other Expenses	859	158		-				
183	A_6400100-M&S OS Purchases	Other Expenses	859	810		-				
184	A_6730030-Utilities-Telecom	Other Expenses	859	10		-				
185	A_6790230-Postage Ship Courier	Other Expenses	859	92		-				
186	A_6790321-Stores Allocation	Other Expenses	859	92		-				
187	A_6790322-Small Tools Alloc	Other Expenses	859	33		-				
188	**Total Transmission Operation Expenses**			**4,460,017**		**2,428,986**	**-**	**-**	**-**	**-**
189										
190	**Transmission Expenses - Maintenance:**									
191	A_6790326-Facilities Alloc	Rents	860	221,336		-				
192	A_6010110-Labor Exempt ST	Maintenance of Mains	863	15,455		15,455				
193	A_6010130-Labor Exempt NonProd	Maintenance of Mains	863	3,296		3,296				
194	A_6010210-Labor NonExm ST	Maintenance of Mains	863	93,100		93,100				

NMGC Exhibit ECB-5
Page 134 of 596

NEW MEXICO GAS COMPANY, INC.

Summary of Specifically Forecasted Items
Base Period - 12 Months Ending March 31, 2023
Future Test Year - 12 Months Ending September 30, 2025

	A	B	C	K	L	M	N	O	P	Q	R
2				Adjusted Base Period Separately Forecasted Items to Carry Forward, without separate escalation				Adjusted Base Period Separately Forecasted Items to Carry Forward, without separate escalation			
3	Description	Inputs Name	FERC Acct	Transmission Integrity Program Costs	General Insurance Costs	Non-interest Revolver Adjustment	Espanola Lease Expense	Board of Director Costs	Shared Services Expense	Adjusted Base Period Separately Forecasted Items to Carry Forward	
147	A_6100100-Contractor Services	Measuring and Regulating Station Expenses	857							-	
148	A_6400080-M&S Vehicle Fuel	Measuring and Regulating Station Expenses	857							-	
149	A_6400100-M&S OS Purchases	Measuring and Regulating Station Expenses	857							-	
150	A_6400500-M&S Parts	Measuring and Regulating Station Expenses	857							-	
151	A_6400510-M&S Small Tools	Measuring and Regulating Station Expenses	857							-	
152	A_6401000-M&S Inven Issue	Measuring and Regulating Station Expenses	857							-	
153	A_6720020-LTLease-NonOffEquip	Measuring and Regulating Station Expenses	857							-	
154	A_6790199-Fees-Miscellaneous	Measuring and Regulating Station Expenses	857							-	
155	A_6790230-Postage Ship Courier	Measuring and Regulating Station Expenses	857							-	
156	A_6790320-Fleet Allocation	Measuring and Regulating Station Expenses	857							-	
157	A_6790321-Stores Allocation	Measuring and Regulating Station Expenses	857							-	
158	A_6790322-Small Tools Alloc	Measuring and Regulating Station Expenses	857							-	
159	A_A6010000-1001/A6010000	Measuring and Regulating Station Expenses	857							2	
160	A_6300100-Cost of Natural Gas	Transmission and Compression of Gas by Others	858							-	
161	A_6010110-Labor Exempt ST	Other Expenses	859							167,343	
162	A_6010130-Labor Exempt NonProd	Other Expenses	859							22,864	
163	A_6010210-Labor NonExm ST	Other Expenses	859							14,418	
164	A_6010230-Labor NonExm NonProd	Other Expenses	859							5,943	
165	A_6030010-EE ProfDue Subs Fees	Other Expenses	859							-	
166	A_6030040-EE Meals 50% Deduct	Other Expenses	859							-	
167	A_6030060-EE Shoes Uniforms	Other Expenses	859							-	
168	A_6030070-EE Training	Other Expenses	859							-	
169	A_6030080-EE Travel Lodging	Other Expenses	859							-	
170	A_6030091-EE Apprec and Gifts	Other Expenses	859							-	
171	A_6030800-EE Miscellaneous	Other Expenses	859							-	
172	A_6100070-Consultants-Mgmt	Other Expenses	859							-	
173	A_6100080-Consultants-Other	Other Expenses	859							-	
174	A_6400020-M&S Gen Office	Other Expenses	859							-	
175	A_6500010-Transport-Vehicle	Other Expenses	859							-	
176	A_6790199-Fees-Miscellaneous	Other Expenses	859							-	
177	A_6790210-Permitting	Other Expenses	859							-	
178	A_6790320-Fleet Allocation	Other Expenses	859							-	
179	A_6790800-Other Oper-Misc	Other Expenses	859							-	
180	A_A6010000-1001/A6010000	Other Expenses	859							3,028	
181	A_6100100-Contractor Services	Other Expenses	859							-	
182	A_6400080-M&S Vehicle Fuel	Other Expenses	859							-	
183	A_6400100-M&S OS Purchases	Other Expenses	859							-	
184	A_6730030-Utilities-Telecom	Other Expenses	859							-	
185	A_6790230-Postage Ship Courier	Other Expenses	859							-	
186	A_6790321-Stores Allocation	Other Expenses	859							-	
187	A_6790322-Small Tools Alloc	Other Expenses	859							-	
188	**Total Transmission Operation Expenses**			**1,381,445**	-	-	-	-	-	**3,810,431**	
189											
190	**Transmission Expenses - Maintenance:**										
191	A_6790326-Facilities Alloc	Rents	860							-	
192	A_6010110-Labor Exempt ST	Maintenance of Mains	863							15,455	
193	A_6010130-Labor Exempt NonProd	Maintenance of Mains	863							3,296	
194	A_6010210-Labor NonExm ST	Maintenance of Mains	863							93,100	

NMGC Exhibit ECB-5
Page 135 of 596

NEW MEXICO GAS COMPANY, INC.

Summary of Specifically Forecasted Items
Base Period - 12 Months Ending March 31, 2023
Future Test Year - 12 Months Ending September 30, 2025

	A	B	C	S	T	U	V	W	X	Y
2				Linkage 1 Separately Forecasted Items						
3	Description	Inputs Name	FERC Acct	Linkage Period 1 Labor Expense	Linkage Period 1 Incentive Compensation Expense	Linkage Period 1 Normalize 401K Match	Linkage 1 Medical and Dental Expense	Linkage 1 Pension and OPEB Expenses	Linkage 1 Transmission Integrity Program Costs	Linkage 1 General Insurance Costs
147	A_6100100-Contractor Services	Measuring and Regulating Station Expenses	857	-						
148	A_6400080-M&S Vehicle Fuel	Measuring and Regulating Station Expenses	857	-						
149	A_6400100-M&S OS Purchases	Measuring and Regulating Station Expenses	857	-						
150	A_6400500-M&S Parts	Measuring and Regulating Station Expenses	857	-						
151	A_6400510-M&S Small Tools	Measuring and Regulating Station Expenses	857	-						
152	A_6401000-M&S Inven Issue	Measuring and Regulating Station Expenses	857	-						
153	A_6720020-LTLease-NonOffEquip	Measuring and Regulating Station Expenses	857	-						
154	A_6790199-Fees-Miscellaneous	Measuring and Regulating Station Expenses	857	-						
155	A_6790230-Postage Ship Courier	Measuring and Regulating Station Expenses	857	-						
156	A_6790320-Fleet Allocation	Measuring and Regulating Station Expenses	857	-						
157	A_6790321-Stores Allocation	Measuring and Regulating Station Expenses	857	-						
158	A_6790322-Small Tools Alloc	Measuring and Regulating Station Expenses	857	-						
159	A_A6010000-1001/A6010000	Measuring and Regulating Station Expenses	857	2						
160	A_6300100-Cost of Natural Gas	Transmission and Compression of Gas by Others	858	-						
161	A_6010110-Labor Exempt ST	Other Expenses	859	170,271						
162	A_6010130-Labor Exempt NonProd	Other Expenses	859	23,264						
163	A_6010210-Labor NonExm ST	Other Expenses	859	14,670						
164	A_6010230-Labor NonExm NonProd	Other Expenses	859	6,047						
165	A_6030010-EE ProfDue Subs Fees	Other Expenses	859	-						
166	A_6030040-EE Meals 50% Deduct	Other Expenses	859	-						
167	A_6030060-EE Shoes Uniforms	Other Expenses	859	-						
168	A_6030070-EE Training	Other Expenses	859	-						
169	A_6030080-EE Travel Lodging	Other Expenses	859	-						
170	A_6030091-EE Apprec and Gifts	Other Expenses	859	-						
171	A_6030800-EE Miscellaneous	Other Expenses	859	-						
172	A_6100070-Consultants-Mgmt	Other Expenses	859	-						
173	A_6100080-Consultants-Other	Other Expenses	859	-						
174	A_6400020-M&S Gen Office	Other Expenses	859	-						
175	A_6500010-Transport-Vehicle	Other Expenses	859	-						
176	A_6790199-Fees-Miscellaneous	Other Expenses	859	-						
177	A_6790210-Permitting	Other Expenses	859	-						
178	A_6790320-Fleet Allocation	Other Expenses	859	-						
179	A_6790800-Other Oper-Misc	Other Expenses	859	-						
180	A_A6010000-1001/A6010000	Other Expenses	859	3,081						
181	A_6100100-Contractor Services	Other Expenses	859	-						
182	A_6400080-M&S Vehicle Fuel	Other Expenses	859	-						
183	A_6400100-M&S OS Purchases	Other Expenses	859	-						
184	A_6730030-Utilities-Telecom	Other Expenses	859	-						
185	A_6790230-Postage Ship Courier	Other Expenses	859	-						
186	A_6790321-Stores Allocation	Other Expenses	859	-						
187	A_6790322-Small Tools Alloc	Other Expenses	859	-						
188	**Total Transmission Operation Expenses**			**2,471,493**	-	-	-	-	**2,391,698**	-
189										
190	**Transmission Expenses - Maintenance:**									
191	A_6790326-Facilities Alloc	Rents	860	-						
192	A_6010110-Labor Exempt ST	Maintenance of Mains	863	15,726						
193	A_6010130-Labor Exempt NonProd	Maintenance of Mains	863	3,354						
194	A_6010210-Labor NonExm ST	Maintenance of Mains	863	94,729						

NMGC Exhibit ECB-5
Page 136 of 596

NEW MEXICO GAS COMPANY, INC.

Summary of Specifically Forecasted Items
Base Period - 12 Months Ending March 31, 2023
Future Test Year - 12 Months Ending September 30, 2025

	A	B	C	Z	AA	AB	AC	AD	AE	AF	AG
2				Linkage 1 Separately Forecasted Items							
3	Description	Inputs Name	FERC Acct	Linkage 1 Facilities Security	Linkage 1 Non-interest Revolver Adjustment	Linkage 1 Espanola Lease Expense	Linkage 1 Board of Director Costs	Linkage 1 Shared Services Expense	Linkage 1 Remove Allocated LTIP Expenses	Total Linkage 1 Period Separately Forecasted Items	
147	A_6100100-Contractor Services	Measuring and Regulating Station Expenses	857							$ -	
148	A_6400080-M&S Vehicle Fuel	Measuring and Regulating Station Expenses	857							$ -	
149	A_6400100-M&S OS Purchases	Measuring and Regulating Station Expenses	857							$ -	
150	A_6400500-M&S Parts	Measuring and Regulating Station Expenses	857							$ -	
151	A_6400510-M&S Small Tools	Measuring and Regulating Station Expenses	857							$ -	
152	A_6401000-M&S Inven Issue	Measuring and Regulating Station Expenses	857							$ -	
153	A_6720020-LTLease-NonOffEquip	Measuring and Regulating Station Expenses	857							$ -	
154	A_6790199-Fees-Miscellaneous	Measuring and Regulating Station Expenses	857							$ -	
155	A_6790230-Postage Ship Courier	Measuring and Regulating Station Expenses	857							$ -	
156	A_6790320-Fleet Allocation	Measuring and Regulating Station Expenses	857							$ -	
157	A_6790321-Stores Allocation	Measuring and Regulating Station Expenses	857							$ -	
158	A_6790322-Small Tools Alloc	Measuring and Regulating Station Expenses	857							$ -	
159	A_A6010000-1001/A6010000	Measuring and Regulating Station Expenses	857							$ 2	
160	A_6300100-Cost of Natural Gas	Transmission and Compression of Gas by Others	858							$ -	
161	A_6010110-Labor Exempt ST	Other Expenses	859							$ 170,271	
162	A_6010130-Labor Exempt NonProd	Other Expenses	859							$ 23,264	
163	A_6010210-Labor NonExm ST	Other Expenses	859							$ 14,670	
164	A_6010230-Labor NonExm NonProd	Other Expenses	859							$ 6,047	
165	A_6030010-EE ProfDue Subs Fees	Other Expenses	859							$ -	
166	A_6030040-EE Meals 50% Deduct	Other Expenses	859							$ -	
167	A_6030060-EE Shoes Uniforms	Other Expenses	859							$ -	
168	A_6030070-EE Training	Other Expenses	859							$ -	
169	A_6030080-EE Travel Lodging	Other Expenses	859							$ -	
170	A_6030091-EE Apprec and Gifts	Other Expenses	859							$ -	
171	A_6030800-EE Miscellaneous	Other Expenses	859							$ -	
172	A_6100070-Consultants-Mgmt	Other Expenses	859							$ -	
173	A_6100080-Consultants-Other	Other Expenses	859							$ -	
174	A_6400020-M&S Gen Office	Other Expenses	859							$ -	
175	A_6500010-Transport-Vehicle	Other Expenses	859							$ -	
176	A_6790199-Fees-Miscellaneous	Other Expenses	859							$ -	
177	A_6790210-Permitting	Other Expenses	859							$ -	
178	A_6790320-Fleet Allocation	Other Expenses	859							$ -	
179	A_6790800-Other Oper-Misc	Other Expenses	859							$ -	
180	A_A6010000-1001/A6010000	Other Expenses	859							$ 3,081	
181	A_6100100-Contractor Services	Other Expenses	859							$ -	
182	A_6400080-M&S Vehicle Fuel	Other Expenses	859							$ -	
183	A_6400100-M&S OS Purchases	Other Expenses	859							$ -	
184	A_6730030-Utilities-Telecom	Other Expenses	859							$ -	
185	A_6790230-Postage Ship Courier	Other Expenses	859							$ -	
186	A_6790321-Stores Allocation	Other Expenses	859							$ -	
187	A_6790322-Small Tools Alloc	Other Expenses	859							$ -	
188	**Total Transmission Operation Expenses**			-	-	-	-	-	-	**4,863,191**	
189											
190	**Transmission Expenses - Maintenance:**										
191	A_6790326-Facilities Alloc	Rents	860							$ -	
192	A_6010110-Labor Exempt ST	Maintenance of Mains	863							$ 15,726	
193	A_6010130-Labor Exempt NonProd	Maintenance of Mains	863							$ 3,354	
194	A_6010210-Labor NonExm ST	Maintenance of Mains	863							$ 94,729	

NMGC Exhibit ECB-5
Page 137 of 596

NEW MEXICO GAS COMPANY, INC.

Summary of Specifically Forecasted Items
Base Period - 12 Months Ending March 31, 2023
Future Test Year - 12 Months Ending September 30, 2025

	A	B	C	AH	AI	AJ	AK	AL	AM	AN
2				Linkage 2 Separately Forecasted Items						
3	Description	Inputs Name	FERC Acct	Linkage 2 Period Labor Expense	Linkage 2 Period Incentive Compensation Expense	Linkage Period 2 Normalize 401K Match	Linkage 2 Medical and Dental Expense	Linkage 2 Pension and OPEB Expenses	Linkage 2 Transmission Integrity Program Costs	Linkage 2 Period General Insurance Costs
147	A_6100100-Contractor Services	Measuring and Regulating Station Expenses	857	$ -						
148	A_6400080-M&S Vehicle Fuel	Measuring and Regulating Station Expenses	857	$ -						
149	A_6400100-M&S OS Purchases	Measuring and Regulating Station Expenses	857	$ -						
150	A_6400500-M&S Parts	Measuring and Regulating Station Expenses	857	$ -						
151	A_6400510-M&S Small Tools	Measuring and Regulating Station Expenses	857	$ -						
152	A_6401000-M&S Inven Issue	Measuring and Regulating Station Expenses	857	$ -						
153	A_6720020-LTLease-NonOffEquip	Measuring and Regulating Station Expenses	857	$ -						
154	A_6790199-Fees-Miscellaneous	Measuring and Regulating Station Expenses	857	$ -						
155	A_6790230-Postage Ship Courier	Measuring and Regulating Station Expenses	857	$ -						
156	A_6790320-Fleet Allocation	Measuring and Regulating Station Expenses	857	$ -						
157	A_6790321-Stores Allocation	Measuring and Regulating Station Expenses	857	$ -						
158	A_6790322-Small Tools Alloc	Measuring and Regulating Station Expenses	857	$ -						
159	A_A6010000-1001/A6010000	Measuring and Regulating Station Expenses	857	$ 2						
160	A_6300100-Cost of Natural Gas	Transmission and Compression of Gas by Others	858	$ -						
161	A_6010110-Labor Exempt ST	Other Expenses	859	$ 173,200						
162	A_6010130-Labor Exempt NonProd	Other Expenses	859	$ 23,664						
163	A_6010210-Labor NonExm ST	Other Expenses	859	$ 14,922						
164	A_6010230-Labor NonExm NonProd	Other Expenses	859	$ 6,151						
165	A_6030010-EE ProfDue Subs Fees	Other Expenses	859	$ -						
166	A_6030040-EE Meals 50% Deduct	Other Expenses	859	$ -						
167	A_6030060-EE Shoes Uniforms	Other Expenses	859	$ -						
168	A_6030070-EE Training	Other Expenses	859	$ -						
169	A_6030080-EE Travel Lodging	Other Expenses	859	$ -						
170	A_6030091-EE Apprec and Gifts	Other Expenses	859	$ -						
171	A_6030800-EE Miscellaneous	Other Expenses	859	$ -						
172	A_6100070-Consultants-Mgmt	Other Expenses	859	$ -						
173	A_6100080-Consultants-Other	Other Expenses	859	$ -						
174	A_6400020-M&S Gen Office	Other Expenses	859	$ -						
175	A_6500010-Transport-Vehicle	Other Expenses	859	$ -						
176	A_6790199-Fees-Miscellaneous	Other Expenses	859	$ -						
177	A_6790210-Permitting	Other Expenses	859	$ -						
178	A_6790320-Fleet Allocation	Other Expenses	859	$ -						
179	A_6790800-Other Oper-Misc	Other Expenses	859	$ -						
180	A_A6010000-1001/A6010000	Other Expenses	859	$ 3,134						
181	A_6100100-Contractor Services	Other Expenses	859	$ -						
182	A_6400080-M&S Vehicle Fuel	Other Expenses	859	$ -						
183	A_6400100-M&S OS Purchases	Other Expenses	859	$ -						
184	A_6730030-Utilities-Telecom	Other Expenses	859	$ -						
185	A_6790230-Postage Ship Courier	Other Expenses	859	$ -						
186	A_6790321-Stores Allocation	Other Expenses	859	$ -						
187	A_6790322-Small Tools Alloc	Other Expenses	859	$ -						
188	**Total Transmission Operation Expenses**			**2,514,000**	**-**	**-**	**-**	**-**	**2,031,520**	**-**
189										
190	**Transmission Expenses - Maintenance:**									
191	A_6790326-Facilities Alloc	Rents	860	$ -						
192	A_6010110-Labor Exempt ST	Maintenance of Mains	863	$ 15,996						
193	A_6010130-Labor Exempt NonProd	Maintenance of Mains	863	$ 3,412						
194	A_6010210-Labor NonExm ST	Maintenance of Mains	863	$ 96,359						

NMGC Exhibit ECB-5
Page 138 of 596

NEW MEXICO GAS COMPANY, INC.

Summary of Specifically Forecasted Items
Base Period - 12 Months Ending March 31, 2023
Future Test Year - 12 Months Ending September 30, 2025

	A	B	C	AO	AP	AQ	AR	AS	AT	AU	AV
2				Linkage 2 Separately Forecasted Items							
3	Description	Inputs Name	FERC Acct	Linkage 2 Facilities Security	Linkage 2 Non-interest Revolver Adjustment	Linkage 2 Espanola Lease Expense	Linkage 2 Board of Director Costs	Linkage 2 Shared Services Expense	Linkage 2 Remove Allocated LTIP Expenses	Total Linkage 2 Period Separately Forecasted Items	
147	A_6100100-Contractor Services	Measuring and Regulating Station Expenses	857							$ -	
148	A_6400080-M&S Vehicle Fuel	Measuring and Regulating Station Expenses	857							$ -	
149	A_6400100-M&S OS Purchases	Measuring and Regulating Station Expenses	857							$ -	
150	A_6400500-M&S Parts	Measuring and Regulating Station Expenses	857							$ -	
151	A_6400510-M&S Small Tools	Measuring and Regulating Station Expenses	857							$ -	
152	A_6401000-M&S Inven Issue	Measuring and Regulating Station Expenses	857							$ -	
153	A_6720020-LTLease-NonOffEquip	Measuring and Regulating Station Expenses	857							$ -	
154	A_6790199-Fees-Miscellaneous	Measuring and Regulating Station Expenses	857							$ -	
155	A_6790230-Postage Ship Courier	Measuring and Regulating Station Expenses	857							$ -	
156	A_6790320-Fleet Allocation	Measuring and Regulating Station Expenses	857							$ -	
157	A_6790321-Stores Allocation	Measuring and Regulating Station Expenses	857							$ -	
158	A_6790322-Small Tools Alloc	Measuring and Regulating Station Expenses	857							$ -	
159	A_A6010000-1001/A6010000	Measuring and Regulating Station Expenses	857							$ 2	
160	A_6300100-Cost of Natural Gas	Transmission and Compression of Gas by Others	858							$ -	
161	A_6010110-Labor Exempt ST	Other Expenses	859							$ 173,200	
162	A_6010130-Labor Exempt NonProd	Other Expenses	859							$ 23,664	
163	A_6010210-Labor NonExm ST	Other Expenses	859							$ 14,922	
164	A_6010230-Labor NonExm NonProd	Other Expenses	859							$ 6,151	
165	A_6030010-EE ProfDue Subs Fees	Other Expenses	859							$ -	
166	A_6030040-EE Meals 50% Deduct	Other Expenses	859							$ -	
167	A_6030060-EE Shoes Uniforms	Other Expenses	859							$ -	
168	A_6030070-EE Training	Other Expenses	859							$ -	
169	A_6030080-EE Travel Lodging	Other Expenses	859							$ -	
170	A_6030091-EE Apprec and Gifts	Other Expenses	859							$ -	
171	A_6030800-EE Miscellaneous	Other Expenses	859							$ -	
172	A_6100070-Consultants-Mgmt	Other Expenses	859							$ -	
173	A_6100080-Consultants-Other	Other Expenses	859							$ -	
174	A_6400020-M&S Gen Office	Other Expenses	859							$ -	
175	A_6500010-Transport-Vehicle	Other Expenses	859							$ -	
176	A_6790199-Fees-Miscellaneous	Other Expenses	859							$ -	
177	A_6790210-Permitting	Other Expenses	859							$ -	
178	A_6790320-Fleet Allocation	Other Expenses	859							$ -	
179	A_6790800-Other Oper-Misc	Other Expenses	859							$ -	
180	A_A6010000-1001/A6010000	Other Expenses	859							$ 3,134	
181	A_6100100-Contractor Services	Other Expenses	859							$ -	
182	A_6400080-M&S Vehicle Fuel	Other Expenses	859							$ -	
183	A_6400100-M&S OS Purchases	Other Expenses	859							$ -	
184	A_6730030-Utilities-Telecom	Other Expenses	859							$ -	
185	A_6790230-Postage Ship Courier	Other Expenses	859							$ -	
186	A_6790321-Stores Allocation	Other Expenses	859							$ -	
187	A_6790322-Small Tools Alloc	Other Expenses	859							$ -	
188	**Total Transmission Operation Expenses**			-	-	-	-	-	-	**4,545,520**	
189											
190	**Transmission Expenses - Maintenance:**										
191	A_6790326-Facilities Alloc	Rents	860							$ -	
192	A_6010110-Labor Exempt ST	Maintenance of Mains	863							$ 15,996	
193	A_6010130-Labor Exempt NonProd	Maintenance of Mains	863							$ 3,412	
194	A_6010210-Labor NonExm ST	Maintenance of Mains	863							$ 96,359	

NMGC Exhibit ECB-5
Page 139 of 596

NEW MEXICO GAS COMPANY, INC.

Summary of Specifically Forecasted Items
Base Period - 12 Months Ending March 31, 2023
Future Test Year - 12 Months Ending September 30, 2025

	A	B	C	AW	AX	AY	AZ	BA	BB	BC
2				Test Period Separately Forecasted Items						
3	Description	Inputs Name	FERC Acct	Test Period Labor Expense	Test Period Incentive Compensation	Test Period Normalize 401K Match	Test Period Medical and Dental Expense	Test Period Pension and OPEB Expenses(2)	Test Period Transmission Integrity Program Costs	Test Period General Insurance Costs
147	A_6100100-Contractor Services	Measuring and Regulating Station Expenses	857	$ -						
148	A_6400080-M&S Vehicle Fuel	Measuring and Regulating Station Expenses	857	$ -						
149	A_6400100-M&S OS Purchases	Measuring and Regulating Station Expenses	857	$ -						
150	A_6400500-M&S Parts	Measuring and Regulating Station Expenses	857	$ -						
151	A_6400510-M&S Small Tools	Measuring and Regulating Station Expenses	857	$ -						
152	A_6401000-M&S Inven Issue	Measuring and Regulating Station Expenses	857	$ -						
153	A_6720020-LTLease-NonOffEquip	Measuring and Regulating Station Expenses	857	$ -						
154	A_6790199-Fees-Miscellaneous	Measuring and Regulating Station Expenses	857	$ -						
155	A_6790230-Postage Ship Courier	Measuring and Regulating Station Expenses	857	$ -						
156	A_6790320-Fleet Allocation	Measuring and Regulating Station Expenses	857	$ -						
157	A_6790321-Stores Allocation	Measuring and Regulating Station Expenses	857	$ -						
158	A_6790322-Small Tools Alloc	Measuring and Regulating Station Expenses	857	$ -						
159	A_A6010000-1001/A6010000	Measuring and Regulating Station Expenses	857	$ 2						
160	A_6300100-Cost of Natural Gas	Transmission and Compression of Gas by Others	858	$ -						
161	A_6010110-Labor Exempt ST	Other Expenses	859	$ 192,644						
162	A_6010130-Labor Exempt NonProd	Other Expenses	859	$ 26,321						
163	A_6010210-Labor NonExm ST	Other Expenses	859	$ 16,598						
164	A_6010230-Labor NonExm NonProd	Other Expenses	859	$ 6,842						
165	A_6030010-EE ProfDue Subs Fees	Other Expenses	859	$ -						
166	A_6030040-EE Meals 50% Deduct	Other Expenses	859	$ -						
167	A_6030060-EE Shoes Uniforms	Other Expenses	859	$ -						
168	A_6030070-EE Training	Other Expenses	859	$ -						
169	A_6030080-EE Travel Lodging	Other Expenses	859	$ -						
170	A_6030091-EE Apprec and Gifts	Other Expenses	859	$ -						
171	A_6030800-EE Miscellaneous	Other Expenses	859	$ -						
172	A_6100070-Consultants-Mgmt	Other Expenses	859	$ -						
173	A_6100080-Consultants-Other	Other Expenses	859	$ -						
174	A_6400020-M&S Gen Office	Other Expenses	859	$ -						
175	A_6500010-Transport-Vehicle	Other Expenses	859	$ -						
176	A_6790199-Fees-Miscellaneous	Other Expenses	859	$ -						
177	A_6790210-Permitting	Other Expenses	859	$ -						
178	A_6790320-Fleet Allocation	Other Expenses	859	$ -						
179	A_6790800-Other Oper-Misc	Other Expenses	859	$ -						
180	A_A6010000-1001/A6010000	Other Expenses	859	$ 3,486						
181	A_6100100-Contractor Services	Other Expenses	859	$ -						
182	A_6400080-M&S Vehicle Fuel	Other Expenses	859	$ -						
183	A_6400100-M&S OS Purchases	Other Expenses	859	$ -						
184	A_6730030-Utilities-Telecom	Other Expenses	859	$ -						
185	A_6790230-Postage Ship Courier	Other Expenses	859	$ -						
186	A_6790321-Stores Allocation	Other Expenses	859	$ -						
187	A_6790322-Small Tools Alloc	Other Expenses	859	$ -						
188	**Total Transmission Operation Expenses**			**2,796,238**	-	-	-	-	**2,588,115**	-
189										
190	**Transmission Expenses - Maintenance:**									
191	A_6790326-Facilities Alloc	Rents	860	$ -						
192	A_6010110-Labor Exempt ST	Maintenance of Mains	863	$ 17,792						
193	A_6010130-Labor Exempt NonProd	Maintenance of Mains	863	$ 3,795						
194	A_6010210-Labor NonExm ST	Maintenance of Mains	863	$ 107,176						

NMGC Exhibit ECB-5
Page 140 of 596

NEW MEXICO GAS COMPANY, INC.

Summary of Specifically Forecasted Items
Base Period - 12 Months Ending March 31, 2023
Future Test Year - 12 Months Ending September 30, 2025

	A	B	C	BD	BE	BF	BG	BH	BI	BJ	BK
2				Test Period Separately Forecasted Items							
3	Description	Inputs Name	FERC Acct	Test Period Non-interest Revolver Adjustment	Adjust Espanola Lease	Future Test Year Period Facilities Security	Future Test Period Board of Director Costs	Hansen CIS Expense	Future Test Period Shared Services Expense	Future Test Year Period Remove Allocated LTIP Expenses	Total Test Period Separately Forecasted Items
147	A_6100100-Contractor Services	Measuring and Regulating Station Expenses	857								$ -
148	A_6400080-M&S Vehicle Fuel	Measuring and Regulating Station Expenses	857								$ -
149	A_6400100-M&S OS Purchases	Measuring and Regulating Station Expenses	857								$ -
150	A_6400500-M&S Parts	Measuring and Regulating Station Expenses	857								$ -
151	A_6400510-M&S Small Tools	Measuring and Regulating Station Expenses	857								$ -
152	A_6401000-M&S Inven Issue	Measuring and Regulating Station Expenses	857								$ -
153	A_6720020-LTLease-NonOffEquip	Measuring and Regulating Station Expenses	857								$ -
154	A_6790199-Fees-Miscellaneous	Measuring and Regulating Station Expenses	857								$ -
155	A_6790230-Postage Ship Courier	Measuring and Regulating Station Expenses	857								$ -
156	A_6790320-Fleet Allocation	Measuring and Regulating Station Expenses	857								$ -
157	A_6790321-Stores Allocation	Measuring and Regulating Station Expenses	857								$ -
158	A_6790322-Small Tools Alloc	Measuring and Regulating Station Expenses	857								$ -
159	A_A6010000-1001/A6010000	Measuring and Regulating Station Expenses	857								$ 2
160	A_6300100-Cost of Natural Gas	Transmission and Compression of Gas by Others	858								$ -
161	A_6010110-Labor Exempt ST	Other Expenses	859								$ 192,644
162	A_6010130-Labor Exempt NonProd	Other Expenses	859								$ 26,321
163	A_6010210-Labor NonExm ST	Other Expenses	859								$ 16,598
164	A_6010230-Labor NonExm NonProd	Other Expenses	859								$ 6,842
165	A_6030010-EE ProfDue Subs Fees	Other Expenses	859								$ -
166	A_6030040-EE Meals 50% Deduct	Other Expenses	859								$ -
167	A_6030060-EE Shoes Uniforms	Other Expenses	859								$ -
168	A_6030070-EE Training	Other Expenses	859								$ -
169	A_6030080-EE Travel Lodging	Other Expenses	859								$ -
170	A_6030091-EE Apprec and Gifts	Other Expenses	859								$ -
171	A_6030800-EE Miscellaneous	Other Expenses	859								$ -
172	A_6100070-Consultants-Mgmt	Other Expenses	859								$ -
173	A_6100080-Consultants-Other	Other Expenses	859								$ -
174	A_6400020-M&S Gen Office	Other Expenses	859								$ -
175	A_6500010-Transport-Vehicle	Other Expenses	859								$ -
176	A_6790199-Fees-Miscellaneous	Other Expenses	859								$ -
177	A_6790210-Permitting	Other Expenses	859								$ -
178	A_6790320-Fleet Allocation	Other Expenses	859								$ -
179	A_6790800-Other Oper-Misc	Other Expenses	859								$ -
180	A_A6010000-1001/A6010000	Other Expenses	859								$ 3,486
181	A_6100100-Contractor Services	Other Expenses	859								$ -
182	A_6400080-M&S Vehicle Fuel	Other Expenses	859								$ -
183	A_6400100-M&S OS Purchases	Other Expenses	859								$ -
184	A_6730030-Utilities-Telecom	Other Expenses	859								$ -
185	A_6790230-Postage Ship Courier	Other Expenses	859								$ -
186	A_6790321-Stores Allocation	Other Expenses	859								$ -
187	A_6790322-Small Tools Alloc	Other Expenses	859								$ -
188	**Total Transmission Operation Expenses**			-	-	-	-	-	-	-	**5,384,352**
189											
190	**Transmission Expenses - Maintenance:**										$ -
191	A_6790326-Facilities Alloc	Rents	860								$ -
192	A_6010110-Labor Exempt ST	Maintenance of Mains	863								$ 17,792
193	A_6010130-Labor Exempt NonProd	Maintenance of Mains	863								$ 3,795
194	A_6010210-Labor NonExm ST	Maintenance of Mains	863								$ 107,176

NMGC Exhibit ECB-5
Page 141 of 596

NEW MEXICO GAS COMPANY, INC.

Summary of Specifically Forecasted Items
Base Period - 12 Months Ending March 31, 2023
Future Test Year - 12 Months Ending September 30, 2025

	A	B	C	D	E	F	G	H	I	J
2										
3	Description	Inputs Name	FERC Acct	Total Company Adjusted Base Period Ending 3/31/2023		Base Labor Expense	Base Incentive Compensation Expense	Base Normalize 401K Match	Base Medical and Dental Expense	Base Pension and OPEB Expenses
195	A_6010220-Labor NonExm OT	Maintenance of Mains	863	19,124		19,124				
196	A_6010230-Labor NonExm NonProd	Maintenance of Mains	863	14,693		14,693				
197	A_6010910-Labor OffCycle Bonus	Maintenance of Mains	863	31		31				
198	A_6030010-EE ProfDue Subs Fees	Maintenance of Mains	863	0		-				
199	A_6030040-EE Meals 50% Deduct	Maintenance of Mains	863	441		-				
200	A_6030060-EE Shoes Uniforms	Maintenance of Mains	863	1,767		-				
201	A_6030070-EE Training	Maintenance of Mains	863	302		-				
202	A_6030091-EE Apprec and Gifts	Maintenance of Mains	863	1		-				
203	A_6030800-EE Miscellaneous	Maintenance of Mains	863	86		-				
204	A_6100070-Consultants-Mgmt	Maintenance of Mains	863	83		-				
205	A_6100080-Consultants-Other	Maintenance of Mains	863	116		-				
206	A_6100100-Contractor Services	Maintenance of Mains	863	13,313		-				
207	A_6400100-M&S OS Purchases	Maintenance of Mains	863	16,081		-				
208	A_6400500-M&S Parts	Maintenance of Mains	863	364		-				
209	A_6400510-M&S Small Tools	Maintenance of Mains	863	257		-				
210	A_6401000-M&S Inven Issue	Maintenance of Mains	863	3,073		-				
211	A_6790320-Fleet Allocation	Maintenance of Mains	863	17,677		-				
212	A_6790321-Stores Allocation	Maintenance of Mains	863	1,251		-				
213	A_6790322-Small Tools Alloc	Maintenance of Mains	863	793		-				
214	A_6010000-1001/A6010000	Maintenance of Mains	863	(414)		(414)				
215	A_6010010-1001/R6010010	Maintenance of Mains	863	(649)		(649)				
216	A_6500010-Transport-Vehicle	Maintenance of Mains	863	2,605		-				
217	A_6710060-ST Rent-Vehicle	Maintenance of Mains	863	1,641		-				
218	A_6010110-Labor Exempt ST	Maintenance of Compressor Station Equipment	864	89,916		89,916				
219	A_6010130-Labor Exempt NonProd	Maintenance of Compressor Station Equipment	864	16,115		16,115				
220	A_6010210-Labor NonExm ST	Maintenance of Compressor Station Equipment	864	234,884		234,884				
221	A_6010220-Labor NonExm OT	Maintenance of Compressor Station Equipment	864	50,776		50,776				
222	A_6010230-Labor NonExm NonProd	Maintenance of Compressor Station Equipment	864	45,072		45,072				
223	A_6010910-Labor OffCycle Bonus	Maintenance of Compressor Station Equipment	864	1,147		1,147				
224	A_6030010-EE ProfDue Subs Fees	Maintenance of Compressor Station Equipment	864	3		-				
225	A_6030040-EE Meals 50% Deduct	Maintenance of Compressor Station Equipment	864	6,976		-				
226	A_6030060-EE Shoes Uniforms	Maintenance of Compressor Station Equipment	864	3,343		-				
227	A_6030070-EE Training	Maintenance of Compressor Station Equipment	864	900		-				
228	A_6030080-EE Travel Lodging	Maintenance of Compressor Station Equipment	864	27,915		-				
229	A_6030091-EE Apprec and Gifts	Maintenance of Compressor Station Equipment	864	1		-				
230	A_6030800-EE Miscellaneous	Maintenance of Compressor Station Equipment	864	208		-				
231	A_6100040-Consultants-Engineer	Maintenance of Compressor Station Equipment	864	1,029		-				
232	A_6100070-Consultants-Mgmt	Maintenance of Compressor Station Equipment	864	184		-				
233	A_6100080-Consultants-Other	Maintenance of Compressor Station Equipment	864	133,905		-				
234	A_6100100-Contractor Services	Maintenance of Compressor Station Equipment	864	2,773		-				
235	A_6400020-M&S Gen Office	Maintenance of Compressor Station Equipment	864	114		-				
236	A_6400050-M&S Lubricants	Maintenance of Compressor Station Equipment	864	18,403		-				
237	A_6400080-M&S Vehicle Fuel	Maintenance of Compressor Station Equipment	864	594		-				
238	A_6400100-M&S OS Purchases	Maintenance of Compressor Station Equipment	864	142,406		-				
239	A_6400510-M&S Small Tools	Maintenance of Compressor Station Equipment	864	1,925		-				
240	A_6500010-Transport-Vehicle	Maintenance of Compressor Station Equipment	864	691		-				
241	A_6730030-Utilities-Telecom	Maintenance of Compressor Station Equipment	864	241		-				
242	A_6790230-Postage Ship Courier	Maintenance of Compressor Station Equipment	864	482		-				

NMGC Exhibit ECB-5
Page 142 of 596

NEW MEXICO GAS COMPANY, INC.

Summary of Specifically Forecasted Items
Base Period - 12 Months Ending March 31, 2023
Future Test Year - 12 Months Ending September 30, 2025

	A	B	C	K	L	M	N	O	P	Q	R
2				Adjusted Base Period Separately Forecasted Items to Carry Forward, without separate escalation				Adjusted Base Period Separately Forecasted Items to Carry Forward, without separate escalation			
3	Description	Inputs Name	FERC Acct	Transmission Integrity Program Costs	General Insurance Costs	Non-interest Revolver Adjustment	Espanola Lease Expense	Board of Director Costs	Shared Services Expense	Adjusted Base Period Separately Forecasted Items to Carry Forward	
195	A_6010220-Labor NonExm OT	Maintenance of Mains	863							19,124	
196	A_6010230-Labor NonExm NonProd	Maintenance of Mains	863							14,693	
197	A_6010910-Labor OffCycle Bonus	Maintenance of Mains	863							31	
198	A_6030010-EE ProfDue Subs Fees	Maintenance of Mains	863							-	
199	A_6030040-EE Meals 50% Deduct	Maintenance of Mains	863							-	
200	A_6030060-EE Shoes Uniforms	Maintenance of Mains	863							-	
201	A_6030070-EE Training	Maintenance of Mains	863							-	
202	A_6030091-EE Apprec and Gifts	Maintenance of Mains	863							-	
203	A_6030800-EE Miscellaneous	Maintenance of Mains	863							-	
204	A_6100070-Consultants-Mgmt	Maintenance of Mains	863							-	
205	A_6100080-Consultants-Other	Maintenance of Mains	863							-	
206	A_6100100-Contractor Services	Maintenance of Mains	863							-	
207	A_6400100-M&S OS Purchases	Maintenance of Mains	863							-	
208	A_6400500-M&S Parts	Maintenance of Mains	863							-	
209	A_6400510-M&S Small Tools	Maintenance of Mains	863							-	
210	A_6401000-M&S Inven Issue	Maintenance of Mains	863							-	
211	A_6790320-Fleet Allocation	Maintenance of Mains	863							-	
212	A_6790321-Stores Allocation	Maintenance of Mains	863							-	
213	A_6790322-Small Tools Alloc	Maintenance of Mains	863							-	
214	A_6010000-1001/A6010000	Maintenance of Mains	863							(414)	
215	A_6010010-1001/R6010010	Maintenance of Mains	863							(649)	
216	A_6500010-Transport-Vehicle	Maintenance of Mains	863							-	
217	A_6710060-ST Rent-Vehicle	Maintenance of Mains	863							-	
218	A_6010110-Labor Exempt ST	Maintenance of Compressor Station Equipment	864							89,916	
219	A_6010130-Labor Exempt NonProd	Maintenance of Compressor Station Equipment	864							16,115	
220	A_6010210-Labor NonExm ST	Maintenance of Compressor Station Equipment	864							234,884	
221	A_6010220-Labor NonExm OT	Maintenance of Compressor Station Equipment	864							50,776	
222	A_6010230-Labor NonExm NonProd	Maintenance of Compressor Station Equipment	864							45,072	
223	A_6010910-Labor OffCycle Bonus	Maintenance of Compressor Station Equipment	864							1,147	
224	A_6030010-EE ProfDue Subs Fees	Maintenance of Compressor Station Equipment	864							-	
225	A_6030040-EE Meals 50% Deduct	Maintenance of Compressor Station Equipment	864							-	
226	A_6030060-EE Shoes Uniforms	Maintenance of Compressor Station Equipment	864							-	
227	A_6030070-EE Training	Maintenance of Compressor Station Equipment	864							-	
228	A_6030080-EE Travel Lodging	Maintenance of Compressor Station Equipment	864							-	
229	A_6030091-EE Apprec and Gifts	Maintenance of Compressor Station Equipment	864							-	
230	A_6030800-EE Miscellaneous	Maintenance of Compressor Station Equipment	864							-	
231	A_6100040-Consultants-Engineer	Maintenance of Compressor Station Equipment	864							-	
232	A_6100070-Consultants-Mgmt	Maintenance of Compressor Station Equipment	864							-	
233	A_6100080-Consultants-Other	Maintenance of Compressor Station Equipment	864							-	
234	A_6100100-Contractor Services	Maintenance of Compressor Station Equipment	864							-	
235	A_6400020-M&S Gen Office	Maintenance of Compressor Station Equipment	864							-	
236	A_6400050-M&S Lubricants	Maintenance of Compressor Station Equipment	864							-	
237	A_6400080-M&S Vehicle Fuel	Maintenance of Compressor Station Equipment	864							-	
238	A_6400100-M&S OS Purchases	Maintenance of Compressor Station Equipment	864							-	
239	A_6400510-M&S Small Tools	Maintenance of Compressor Station Equipment	864							-	
240	A_6500010-Transport-Vehicle	Maintenance of Compressor Station Equipment	864							-	
241	A_6730030-Utilities-Telecom	Maintenance of Compressor Station Equipment	864							-	
242	A_6790230-Postage Ship Courier	Maintenance of Compressor Station Equipment	864							-	

NMGC Exhibit ECB-5
Page 143 of 596

NEW MEXICO GAS COMPANY, INC.

Summary of Specifically Forecasted Items
Base Period - 12 Months Ending March 31, 2023
Future Test Year - 12 Months Ending September 30, 2025

	A	B	C	S	T	U	V	W	X	Y
2				Linkage 1 Separately Forecasted Items						
3	Description	Inputs Name	FERC Acct	Linkage Period 1 Labor Expense	Linkage Period 1 Incentive Compensation Expense	Linkage Period 1 Normalize 401K Match	Linkage 1 Medical and Dental Expense	Linkage 1 Pension and OPEB Expenses	Linkage 1 Transmission Integrity Program Costs	Linkage 1 General Insurance Costs
195	A_6010220-Labor NonExm OT	Maintenance of Mains	863	19,459						
196	A_6010230-Labor NonExm NonProd	Maintenance of Mains	863	14,950						
197	A_6010910-Labor OffCycle Bonus	Maintenance of Mains	863	32						
198	A_6030010-EE ProfDue Subs Fees	Maintenance of Mains	863	-						
199	A_6030040-EE Meals 50% Deduct	Maintenance of Mains	863	-						
200	A_6030060-EE Shoes Uniforms	Maintenance of Mains	863	-						
201	A_6030070-EE Training	Maintenance of Mains	863	-						
202	A_6030091-EE Apprec and Gifts	Maintenance of Mains	863	-						
203	A_6030800-EE Miscellaneous	Maintenance of Mains	863	-						
204	A_6100070-Consultants-Mgmt	Maintenance of Mains	863	-						
205	A_6100080-Consultants-Other	Maintenance of Mains	863	-						
206	A_6100100-Contractor Services	Maintenance of Mains	863	-						
207	A_6400100-M&S OS Purchases	Maintenance of Mains	863	-						
208	A_6400500-M&S Parts	Maintenance of Mains	863	-						
209	A_6400510-M&S Small Tools	Maintenance of Mains	863	-						
210	A_6401000-M&S Inven Issue	Maintenance of Mains	863	-						
211	A_6790320-Fleet Allocation	Maintenance of Mains	863	-						
212	A_6790321-Stores Allocation	Maintenance of Mains	863	-						
213	A_6790322-Small Tools Alloc	Maintenance of Mains	863	-						
214	A_6010000-1001/A6010000	Maintenance of Mains	863	(421)						
215	A_6010010-1001/R6010010	Maintenance of Mains	863	(660)						
216	A_6500010-Transport-Vehicle	Maintenance of Mains	863	-						
217	A_6710060-ST Rent-Vehicle	Maintenance of Mains	863	-						
218	A_6010110-Labor Exempt ST	Maintenance of Compressor Station Equipment	864	91,490						
219	A_6010130-Labor Exempt NonProd	Maintenance of Compressor Station Equipment	864	16,397						
220	A_6010210-Labor NonExm ST	Maintenance of Compressor Station Equipment	864	238,995						
221	A_6010220-Labor NonExm OT	Maintenance of Compressor Station Equipment	864	51,665						
222	A_6010230-Labor NonExm NonProd	Maintenance of Compressor Station Equipment	864	45,861						
223	A_6010910-Labor OffCycle Bonus	Maintenance of Compressor Station Equipment	864	1,167						
224	A_6030010-EE ProfDue Subs Fees	Maintenance of Compressor Station Equipment	864	-						
225	A_6030040-EE Meals 50% Deduct	Maintenance of Compressor Station Equipment	864	-						
226	A_6030060-EE Shoes Uniforms	Maintenance of Compressor Station Equipment	864	-						
227	A_6030070-EE Training	Maintenance of Compressor Station Equipment	864	-						
228	A_6030080-EE Travel Lodging	Maintenance of Compressor Station Equipment	864	-						
229	A_6030091-EE Apprec and Gifts	Maintenance of Compressor Station Equipment	864	-						
230	A_6030800-EE Miscellaneous	Maintenance of Compressor Station Equipment	864	-						
231	A_6100040-Consultants-Engineer	Maintenance of Compressor Station Equipment	864	-						
232	A_6100070-Consultants-Mgmt	Maintenance of Compressor Station Equipment	864	-						
233	A_6100080-Consultants-Other	Maintenance of Compressor Station Equipment	864	-						
234	A_6100100-Contractor Services	Maintenance of Compressor Station Equipment	864	-						
235	A_6400020-M&S Gen Office	Maintenance of Compressor Station Equipment	864	-						
236	A_6400050-M&S Lubricants	Maintenance of Compressor Station Equipment	864	-						
237	A_6400080-M&S Vehicle Fuel	Maintenance of Compressor Station Equipment	864	-						
238	A_6400100-M&S OS Purchases	Maintenance of Compressor Station Equipment	864	-						
239	A_6400510-M&S Small Tools	Maintenance of Compressor Station Equipment	864	-						
240	A_6500010-Transport-Vehicle	Maintenance of Compressor Station Equipment	864	-						
241	A_6730030-Utilities-Telecom	Maintenance of Compressor Station Equipment	864	-						
242	A_6790230-Postage Ship Courier	Maintenance of Compressor Station Equipment	864	-						

NMGC Exhibit ECB-5
Page 144 of 596

NEW MEXICO GAS COMPANY, INC.

Summary of Specifically Forecasted Items
Base Period - 12 Months Ending March 31, 2023
Future Test Year - 12 Months Ending September 30, 2025

	A	B	C	Z	AA	AB	AC	AD	AE	AF	AG
2				Linkage 1 Separately Forecasted Items							
3	Description	Inputs Name	FERC Acct	Linkage 1 Facilities Security	Linkage 1 Non-interest Revolver Adjustment	Linkage 1 Espanola Lease Expense	Linkage 1 Board of Director Costs	Linkage 1 Shared Services Expense	Linkage 1 Remove Allocated LTIP Expenses	Total Linkage 1 Period Separately Forecasted Items	
195	A_6010220-Labor NonExm OT	Maintenance of Mains	863							$ 19,459	
196	A_6010230-Labor NonExm NonProd	Maintenance of Mains	863							$ 14,950	
197	A_6010910-Labor OffCycle Bonus	Maintenance of Mains	863							$ 32	
198	A_6030010-EE ProfDue Subs Fees	Maintenance of Mains	863							$ -	
199	A_6030040-EE Meals 50% Deduct	Maintenance of Mains	863							$ -	
200	A_6030060-EE Shoes Uniforms	Maintenance of Mains	863							$ -	
201	A_6030070-EE Training	Maintenance of Mains	863							$ -	
202	A_6030091-EE Apprec and Gifts	Maintenance of Mains	863							$ -	
203	A_6030800-EE Miscellaneous	Maintenance of Mains	863							$ -	
204	A_6100070-Consultants-Mgmt	Maintenance of Mains	863							$ -	
205	A_6100080-Consultants-Other	Maintenance of Mains	863							$ -	
206	A_6100100-Contractor Services	Maintenance of Mains	863							$ -	
207	A_6400100-M&S OS Purchases	Maintenance of Mains	863							$ -	
208	A_6400500-M&S Parts	Maintenance of Mains	863							$ -	
209	A_6400510-M&S Small Tools	Maintenance of Mains	863							$ -	
210	A_6401000-M&S Inven Issue	Maintenance of Mains	863							$ -	
211	A_6790320-Fleet Allocation	Maintenance of Mains	863							$ -	
212	A_6790321-Stores Allocation	Maintenance of Mains	863							$ -	
213	A_6790322-Small Tools Alloc	Maintenance of Mains	863							$ -	
214	A_6010000-1001/A6010000	Maintenance of Mains	863							$ (421)	
215	A_6010010-1001/R6010010	Maintenance of Mains	863							$ (660)	
216	A_6500010-Transport-Vehicle	Maintenance of Mains	863							$ -	
217	A_6710060-ST Rent-Vehicle	Maintenance of Mains	863							$ -	
218	A_6010110-Labor Exempt ST	Maintenance of Compressor Station Equipment	864							$ 91,490	
219	A_6010130-Labor Exempt NonProd	Maintenance of Compressor Station Equipment	864							$ 16,397	
220	A_6010210-Labor NonExm ST	Maintenance of Compressor Station Equipment	864							$ 238,995	
221	A_6010220-Labor NonExm OT	Maintenance of Compressor Station Equipment	864							$ 51,665	
222	A_6010230-Labor NonExm NonProd	Maintenance of Compressor Station Equipment	864							$ 45,861	
223	A_6010910-Labor OffCycle Bonus	Maintenance of Compressor Station Equipment	864							$ 1,167	
224	A_6030010-EE ProfDue Subs Fees	Maintenance of Compressor Station Equipment	864							$ -	
225	A_6030040-EE Meals 50% Deduct	Maintenance of Compressor Station Equipment	864							$ -	
226	A_6030060-EE Shoes Uniforms	Maintenance of Compressor Station Equipment	864							$ -	
227	A_6030070-EE Training	Maintenance of Compressor Station Equipment	864							$ -	
228	A_6030080-EE Travel Lodging	Maintenance of Compressor Station Equipment	864							$ -	
229	A_6030091-EE Apprec and Gifts	Maintenance of Compressor Station Equipment	864							$ -	
230	A_6030800-EE Miscellaneous	Maintenance of Compressor Station Equipment	864							$ -	
231	A_6100040-Consultants-Engineer	Maintenance of Compressor Station Equipment	864							$ -	
232	A_6100070-Consultants-Mgmt	Maintenance of Compressor Station Equipment	864							$ -	
233	A_6100080-Consultants-Other	Maintenance of Compressor Station Equipment	864							$ -	
234	A_6100100-Contractor Services	Maintenance of Compressor Station Equipment	864							$ -	
235	A_6400020-M&S Gen Office	Maintenance of Compressor Station Equipment	864							$ -	
236	A_6400050-M&S Lubricants	Maintenance of Compressor Station Equipment	864							$ -	
237	A_6400080-M&S Vehicle Fuel	Maintenance of Compressor Station Equipment	864							$ -	
238	A_6400100-M&S OS Purchases	Maintenance of Compressor Station Equipment	864							$ -	
239	A_6400510-M&S Small Tools	Maintenance of Compressor Station Equipment	864							$ -	
240	A_6500010-Transport-Vehicle	Maintenance of Compressor Station Equipment	864							$ -	
241	A_6730030-Utilities-Telecom	Maintenance of Compressor Station Equipment	864							$ -	
242	A_6790230-Postage Ship Courier	Maintenance of Compressor Station Equipment	864							$ -	

NMGC Exhibit ECB-5
Page 145 of 596

NEW MEXICO GAS COMPANY, INC.

Summary of Specifically Forecasted Items
Base Period - 12 Months Ending March 31, 2023
Future Test Year - 12 Months Ending September 30, 2025

	A	B	C	AH	AI	AJ	AK	AL	AM	AN
2				Linkage 2 Separately Forecasted Items						
3	Description	Inputs Name	FERC Acct	Linkage 2 Period Labor Expense	Linkage 2 Period Incentive Compensation Expense	Linkage Period 2 Normalize 401K Match	Linkage 2 Medical and Dental Expense	Linkage 2 Pension and OPEB Expenses	Linkage 2 Transmission Integrity Program Costs	Linkage 2 Period General Insurance Costs
195	A_6010220-Labor NonExm OT	Maintenance of Mains	863	$ 19,794						
196	A_6010230-Labor NonExm NonProd	Maintenance of Mains	863	$ 15,207						
197	A_6010910-Labor OffCycle Bonus	Maintenance of Mains	863	$ 33						
198	A_6030010-EE ProfDue Subs Fees	Maintenance of Mains	863	$ -						
199	A_6030040-EE Meals 50% Deduct	Maintenance of Mains	863	$ -						
200	A_6030060-EE Shoes Uniforms	Maintenance of Mains	863	$ -						
201	A_6030070-EE Training	Maintenance of Mains	863	$ -						
202	A_6030091-EE Apprec and Gifts	Maintenance of Mains	863	$ -						
203	A_6030800-EE Miscellaneous	Maintenance of Mains	863	$ -						
204	A_6100070-Consultants-Mgmt	Maintenance of Mains	863	$ -						
205	A_6100080-Consultants-Other	Maintenance of Mains	863	$ -						
206	A_6100100-Contractor Services	Maintenance of Mains	863	$ -						
207	A_6400100-M&S OS Purchases	Maintenance of Mains	863	$ -						
208	A_6400500-M&S Parts	Maintenance of Mains	863	$ -						
209	A_6400510-M&S Small Tools	Maintenance of Mains	863	$ -						
210	A_6401000-M&S Inven Issue	Maintenance of Mains	863	$ -						
211	A_6790320-Fleet Allocation	Maintenance of Mains	863	$ -						
212	A_6790321-Stores Allocation	Maintenance of Mains	863	$ -						
213	A_6790322-Small Tools Alloc	Maintenance of Mains	863	$ -						
214	A_6010000-1001/A6010000	Maintenance of Mains	863	$ (429)						
215	A_6010010-1001/R6010010	Maintenance of Mains	863	$ (671)						
216	A_6500010-Transport-Vehicle	Maintenance of Mains	863	$ -						
217	A_6710060-ST Rent-Vehicle	Maintenance of Mains	863	$ -						
218	A_6010110-Labor Exempt ST	Maintenance of Compressor Station Equipment	864	$ 93,063						
219	A_6010130-Labor Exempt NonProd	Maintenance of Compressor Station Equipment	864	$ 16,679						
220	A_6010210-Labor NonExm ST	Maintenance of Compressor Station Equipment	864	$ 243,105						
221	A_6010220-Labor NonExm OT	Maintenance of Compressor Station Equipment	864	$ 52,553						
222	A_6010230-Labor NonExm NonProd	Maintenance of Compressor Station Equipment	864	$ 46,650						
223	A_6010910-Labor OffCycle Bonus	Maintenance of Compressor Station Equipment	864	$ 1,187						
224	A_6030010-EE ProfDue Subs Fees	Maintenance of Compressor Station Equipment	864	$ -						
225	A_6030040-EE Meals 50% Deduct	Maintenance of Compressor Station Equipment	864	$ -						
226	A_6030060-EE Shoes Uniforms	Maintenance of Compressor Station Equipment	864	$ -						
227	A_6030070-EE Training	Maintenance of Compressor Station Equipment	864	$ -						
228	A_6030080-EE Travel Lodging	Maintenance of Compressor Station Equipment	864	$ -						
229	A_6030091-EE Apprec and Gifts	Maintenance of Compressor Station Equipment	864	$ -						
230	A_6030800-EE Miscellaneous	Maintenance of Compressor Station Equipment	864	$ -						
231	A_6100040-Consultants-Engineer	Maintenance of Compressor Station Equipment	864	$ -						
232	A_6100070-Consultants-Mgmt	Maintenance of Compressor Station Equipment	864	$ -						
233	A_6100080-Consultants-Other	Maintenance of Compressor Station Equipment	864	$ -						
234	A_6100100-Contractor Services	Maintenance of Compressor Station Equipment	864	$ -						
235	A_6400020-M&S Gen Office	Maintenance of Compressor Station Equipment	864	$ -						
236	A_6400050-M&S Lubricants	Maintenance of Compressor Station Equipment	864	$ -						
237	A_6400080-M&S Vehicle Fuel	Maintenance of Compressor Station Equipment	864	$ -						
238	A_6400100-M&S OS Purchases	Maintenance of Compressor Station Equipment	864	$ -						
239	A_6400510-M&S Small Tools	Maintenance of Compressor Station Equipment	864	$ -						
240	A_6500010-Transport-Vehicle	Maintenance of Compressor Station Equipment	864	$ -						
241	A_6730030-Utilities-Telecom	Maintenance of Compressor Station Equipment	864	$ -						
242	A_6790230-Postage Ship Courier	Maintenance of Compressor Station Equipment	864	$ -						

NMGC Exhibit ECB-5
Page 146 of 596

NEW MEXICO GAS COMPANY, INC.

Summary of Specifically Forecasted Items
Base Period - 12 Months Ending March 31, 2023
Future Test Year - 12 Months Ending September 30, 2025

	A	B	C	AO	AP	AQ	AR	AS	AT	AU	AV
2				Linkage 2 Separately Forecasted Items							
3	Description	Inputs Name	FERC Acct	Linkage 2 Facilities Security	Linkage 2 Non-interest Revolver Adjustment	Linkage 2 Espanola Lease Expense	Linkage 2 Board of Director Costs	Linkage 2 Shared Services Expense	Linkage 2 Remove Allocated LTIP Expenses	Total Linkage 2 Period Separately Forecasted Items	
195	A_6010220-Labor NonExm OT	Maintenance of Mains	863							$ 19,794	
196	A_6010230-Labor NonExm NonProd	Maintenance of Mains	863							$ 15,207	
197	A_6010910-Labor OffCycle Bonus	Maintenance of Mains	863							$ 33	
198	A_6030010-EE ProfDue Subs Fees	Maintenance of Mains	863							$ -	
199	A_6030040-EE Meals 50% Deduct	Maintenance of Mains	863							$ -	
200	A_6030060-EE Shoes Uniforms	Maintenance of Mains	863							$ -	
201	A_6030070-EE Training	Maintenance of Mains	863							$ -	
202	A_6030091-EE Apprec and Gifts	Maintenance of Mains	863							$ -	
203	A_6030800-EE Miscellaneous	Maintenance of Mains	863							$ -	
204	A_6100070-Consultants-Mgmt	Maintenance of Mains	863							$ -	
205	A_6100080-Consultants-Other	Maintenance of Mains	863							$ -	
206	A_6100100-Contractor Services	Maintenance of Mains	863							$ -	
207	A_6400100-M&S OS Purchases	Maintenance of Mains	863							$ -	
208	A_6400500-M&S Parts	Maintenance of Mains	863							$ -	
209	A_6400510-M&S Small Tools	Maintenance of Mains	863							$ -	
210	A_6401000-M&S Inven Issue	Maintenance of Mains	863							$ -	
211	A_6790320-Fleet Allocation	Maintenance of Mains	863							$ -	
212	A_6790321-Stores Allocation	Maintenance of Mains	863							$ -	
213	A_6790322-Small Tools Alloc	Maintenance of Mains	863							$ -	
214	A_6010000-1001/A6010000	Maintenance of Mains	863							$ (429)	
215	A_6010010-1001/R6010010	Maintenance of Mains	863							$ (671)	
216	A_6500010-Transport-Vehicle	Maintenance of Mains	863							$ -	
217	A_6710060-ST Rent-Vehicle	Maintenance of Mains	863							$ -	
218	A_6010110-Labor Exempt ST	Maintenance of Compressor Station Equipment	864							$ 93,063	
219	A_6010130-Labor Exempt NonProd	Maintenance of Compressor Station Equipment	864							$ 16,679	
220	A_6010210-Labor NonExm ST	Maintenance of Compressor Station Equipment	864							$ 243,105	
221	A_6010220-Labor NonExm OT	Maintenance of Compressor Station Equipment	864							$ 52,553	
222	A_6010230-Labor NonExm NonProd	Maintenance of Compressor Station Equipment	864							$ 46,650	
223	A_6010910-Labor OffCycle Bonus	Maintenance of Compressor Station Equipment	864							$ 1,187	
224	A_6030010-EE ProfDue Subs Fees	Maintenance of Compressor Station Equipment	864							$ -	
225	A_6030040-EE Meals 50% Deduct	Maintenance of Compressor Station Equipment	864							$ -	
226	A_6030060-EE Shoes Uniforms	Maintenance of Compressor Station Equipment	864							$ -	
227	A_6030070-EE Training	Maintenance of Compressor Station Equipment	864							$ -	
228	A_6030080-EE Travel Lodging	Maintenance of Compressor Station Equipment	864							$ -	
229	A_6030091-EE Apprec and Gifts	Maintenance of Compressor Station Equipment	864							$ -	
230	A_6030800-EE Miscellaneous	Maintenance of Compressor Station Equipment	864							$ -	
231	A_6100040-Consultants-Engineer	Maintenance of Compressor Station Equipment	864							$ -	
232	A_6100070-Consultants-Mgmt	Maintenance of Compressor Station Equipment	864							$ -	
233	A_6100080-Consultants-Other	Maintenance of Compressor Station Equipment	864							$ -	
234	A_6100100-Contractor Services	Maintenance of Compressor Station Equipment	864							$ -	
235	A_6400020-M&S Gen Office	Maintenance of Compressor Station Equipment	864							$ -	
236	A_6400050-M&S Lubricants	Maintenance of Compressor Station Equipment	864							$ -	
237	A_6400080-M&S Vehicle Fuel	Maintenance of Compressor Station Equipment	864							$ -	
238	A_6400100-M&S OS Purchases	Maintenance of Compressor Station Equipment	864							$ -	
239	A_6400510-M&S Small Tools	Maintenance of Compressor Station Equipment	864							$ -	
240	A_6500010-Transport-Vehicle	Maintenance of Compressor Station Equipment	864							$ -	
241	A_6730030-Utilities-Telecom	Maintenance of Compressor Station Equipment	864							$ -	
242	A_6790230-Postage Ship Courier	Maintenance of Compressor Station Equipment	864							$ -	

NMGC Exhibit ECB-5
Page 147 of 596

NEW MEXICO GAS COMPANY, INC.

Summary of Specifically Forecasted Items
Base Period - 12 Months Ending March 31, 2023
Future Test Year - 12 Months Ending September 30, 2025

	A	B	C	AW	AX	AY	AZ	BA	BB	BC
2				Test Period Separately Forecasted Items						
3	Description	Inputs Name	FERC Acct	Test Period Labor Expense	Test Period Incentive Compensation	Test Period Normalize 401K Match	Test Period Medical and Dental Expense	Test Period Pension and OPEB Expenses(2)	Test Period Transmission Integrity Program Costs	Test Period General Insurance Costs
195	A_6010220-Labor NonExm OT	Maintenance of Mains	863	$ 22,016						
196	A_6010230-Labor NonExm NonProd	Maintenance of Mains	863	$ 16,914						
197	A_6010910-Labor OffCycle Bonus	Maintenance of Mains	863	$ 36						
198	A_6030010-EE ProfDue Subs Fees	Maintenance of Mains	863	$ -						
199	A_6030040-EE Meals 50% Deduct	Maintenance of Mains	863	$ -						
200	A_6030060-EE Shoes Uniforms	Maintenance of Mains	863	$ -						
201	A_6030070-EE Training	Maintenance of Mains	863	$ -						
202	A_6030091-EE Apprec and Gifts	Maintenance of Mains	863	$ -						
203	A_6030800-EE Miscellaneous	Maintenance of Mains	863	$ -						
204	A_6100070-Consultants-Mgmt	Maintenance of Mains	863	$ -						
205	A_6100080-Consultants-Other	Maintenance of Mains	863	$ -						
206	A_6100100-Contractor Services	Maintenance of Mains	863	$ -						
207	A_6400100-M&S OS Purchases	Maintenance of Mains	863	$ -						
208	A_6400500-M&S Parts	Maintenance of Mains	863	$ -						
209	A_6400510-M&S Small Tools	Maintenance of Mains	863	$ -						
210	A_6401000-M&S Inven Issue	Maintenance of Mains	863	$ -						
211	A_6790320-Fleet Allocation	Maintenance of Mains	863	$ -						
212	A_6790321-Stores Allocation	Maintenance of Mains	863	$ -						
213	A_6790322-Small Tools Alloc	Maintenance of Mains	863	$ -						
214	A_6010000-1001/A6010000	Maintenance of Mains	863	$ (477)						
215	A_6010010-1001/R6010010	Maintenance of Mains	863	$ (747)						
216	A_6500010-Transport-Vehicle	Maintenance of Mains	863	$ -						
217	A_6710060-ST Rent-Vehicle	Maintenance of Mains	863	$ -						
218	A_6010110-Labor Exempt ST	Maintenance of Compressor Station Equipment	864	$ 103,511						
219	A_6010130-Labor Exempt NonProd	Maintenance of Compressor Station Equipment	864	$ 18,551						
220	A_6010210-Labor NonExm ST	Maintenance of Compressor Station Equipment	864	$ 270,398						
221	A_6010220-Labor NonExm OT	Maintenance of Compressor Station Equipment	864	$ 58,453						
222	A_6010230-Labor NonExm NonProd	Maintenance of Compressor Station Equipment	864	$ 51,887						
223	A_6010910-Labor OffCycle Bonus	Maintenance of Compressor Station Equipment	864	$ 1,321						
224	A_6030010-EE ProfDue Subs Fees	Maintenance of Compressor Station Equipment	864	$ -						
225	A_6030040-EE Meals 50% Deduct	Maintenance of Compressor Station Equipment	864	$ -						
226	A_6030060-EE Shoes Uniforms	Maintenance of Compressor Station Equipment	864	$ -						
227	A_6030070-EE Training	Maintenance of Compressor Station Equipment	864	$ -						
228	A_6030080-EE Travel Lodging	Maintenance of Compressor Station Equipment	864	$ -						
229	A_6030091-EE Apprec and Gifts	Maintenance of Compressor Station Equipment	864	$ -						
230	A_6030800-EE Miscellaneous	Maintenance of Compressor Station Equipment	864	$ -						
231	A_6100040-Consultants-Engineer	Maintenance of Compressor Station Equipment	864	$ -						
232	A_6100070-Consultants-Mgmt	Maintenance of Compressor Station Equipment	864	$ -						
233	A_6100080-Consultants-Other	Maintenance of Compressor Station Equipment	864	$ -						
234	A_6100100-Contractor Services	Maintenance of Compressor Station Equipment	864	$ -						
235	A_6400020-M&S Gen Office	Maintenance of Compressor Station Equipment	864	$ -						
236	A_6400050-M&S Lubricants	Maintenance of Compressor Station Equipment	864	$ -						
237	A_6400080-M&S Vehicle Fuel	Maintenance of Compressor Station Equipment	864	$ -						
238	A_6400100-M&S OS Purchases	Maintenance of Compressor Station Equipment	864	$ -						
239	A_6400510-M&S Small Tools	Maintenance of Compressor Station Equipment	864	$ -						
240	A_6500010-Transport-Vehicle	Maintenance of Compressor Station Equipment	864	$ -						
241	A_6730030-Utilities-Telecom	Maintenance of Compressor Station Equipment	864	$ -						
242	A_6790230-Postage Ship Courier	Maintenance of Compressor Station Equipment	864	$ -						

NMGC Exhibit ECB-5
Page 148 of 596

NEW MEXICO GAS COMPANY, INC.

Summary of Specifically Forecasted Items
Base Period - 12 Months Ending March 31, 2023
Future Test Year - 12 Months Ending September 30, 2025

	A	B	C	BD	BE	BF	BG	BH	BI	BJ	BK
2				Test Period Separately Forecasted Items							
3	Description	Inputs Name	FERC Acct	Test Period Non-interest Revolver Adjustment	Adjust Espanola Lease	Future Test Year Period Facilities Security	Future Test Period Board of Director Costs	Hansen CIS Expense	Future Test Period Shared Services Expense	Future Test Year Period Remove Allocated LTIP Expenses	Total Test Period Separately Forecasted Items
195	A_6010220-Labor NonExm OT	Maintenance of Mains	863								$ 22,016
196	A_6010230-Labor NonExm NonProd	Maintenance of Mains	863								$ 16,914
197	A_6010910-Labor OffCycle Bonus	Maintenance of Mains	863								$ 36
198	A_6030010-EE ProfDue Subs Fees	Maintenance of Mains	863								$ -
199	A_6030040-EE Meals 50% Deduct	Maintenance of Mains	863								$ -
200	A_6030060-EE Shoes Uniforms	Maintenance of Mains	863								$ -
201	A_6030070-EE Training	Maintenance of Mains	863								$ -
202	A_6030091-EE Apprec and Gifts	Maintenance of Mains	863								$ -
203	A_6030800-EE Miscellaneous	Maintenance of Mains	863								$ -
204	A_6100070-Consultants-Mgmt	Maintenance of Mains	863								$ -
205	A_6100080-Consultants-Other	Maintenance of Mains	863								$ -
206	A_6100100-Contractor Services	Maintenance of Mains	863								$ -
207	A_6400100-M&S OS Purchases	Maintenance of Mains	863								$ -
208	A_6400500-M&S Parts	Maintenance of Mains	863								$ -
209	A_6400510-M&S Small Tools	Maintenance of Mains	863								$ -
210	A_6401000-M&S Inven Issue	Maintenance of Mains	863								$ -
211	A_6790320-Fleet Allocation	Maintenance of Mains	863								$ -
212	A_6790321-Stores Allocation	Maintenance of Mains	863								$ -
213	A_6790322-Small Tools Alloc	Maintenance of Mains	863								$ -
214	A_6010000-1001/A6010000	Maintenance of Mains	863								$ (477)
215	A_6010010-1001/R6010010	Maintenance of Mains	863								$ (747)
216	A_6500010-Transport-Vehicle	Maintenance of Mains	863								$ -
217	A_6710060-ST Rent-Vehicle	Maintenance of Mains	863								$ -
218	A_6010110-Labor Exempt ST	Maintenance of Compressor Station Equipment	864								$ 103,511
219	A_6010130-Labor Exempt NonProd	Maintenance of Compressor Station Equipment	864								$ 18,551
220	A_6010210-Labor NonExm ST	Maintenance of Compressor Station Equipment	864								$ 270,398
221	A_6010220-Labor NonExm OT	Maintenance of Compressor Station Equipment	864								$ 58,453
222	A_6010230-Labor NonExm NonProd	Maintenance of Compressor Station Equipment	864								$ 51,887
223	A_6010910-Labor OffCycle Bonus	Maintenance of Compressor Station Equipment	864								$ 1,321
224	A_6030010-EE ProfDue Subs Fees	Maintenance of Compressor Station Equipment	864								$ -
225	A_6030040-EE Meals 50% Deduct	Maintenance of Compressor Station Equipment	864								$ -
226	A_6030060-EE Shoes Uniforms	Maintenance of Compressor Station Equipment	864								$ -
227	A_6030070-EE Training	Maintenance of Compressor Station Equipment	864								$ -
228	A_6030080-EE Travel Lodging	Maintenance of Compressor Station Equipment	864								$ -
229	A_6030091-EE Apprec and Gifts	Maintenance of Compressor Station Equipment	864								$ -
230	A_6030800-EE Miscellaneous	Maintenance of Compressor Station Equipment	864								$ -
231	A_6100040-Consultants-Engineer	Maintenance of Compressor Station Equipment	864								$ -
232	A_6100070-Consultants-Mgmt	Maintenance of Compressor Station Equipment	864								$ -
233	A_6100080-Consultants-Other	Maintenance of Compressor Station Equipment	864								$ -
234	A_6100100-Contractor Services	Maintenance of Compressor Station Equipment	864								$ -
235	A_6400020-M&S Gen Office	Maintenance of Compressor Station Equipment	864								$ -
236	A_6400050-M&S Lubricants	Maintenance of Compressor Station Equipment	864								$ -
237	A_6400080-M&S Vehicle Fuel	Maintenance of Compressor Station Equipment	864								$ -
238	A_6400100-M&S OS Purchases	Maintenance of Compressor Station Equipment	864								$ -
239	A_6400510-M&S Small Tools	Maintenance of Compressor Station Equipment	864								$ -
240	A_6500010-Transport-Vehicle	Maintenance of Compressor Station Equipment	864								$ -
241	A_6730030-Utilities-Telecom	Maintenance of Compressor Station Equipment	864								$ -
242	A_6790230-Postage Ship Courier	Maintenance of Compressor Station Equipment	864								$ -

NMGC Exhibit ECB-5
Page 149 of 596

NEW MEXICO GAS COMPANY, INC.

Summary of Specifically Forecasted Items
Base Period - 12 Months Ending March 31, 2023
Future Test Year - 12 Months Ending September 30, 2025

	A	B	C	D	E	F	G	H	I	J
2										
3	Description	Inputs Name	FERC Acct	Total Company Adjusted Base Period Ending 3/31/2023		Base Labor Expense	Base Incentive Compensation Expense	Base Normalize 401K Match	Base Medical and Dental Expense	Base Pension and OPEB Expenses
243	A_6790320-Fleet Allocation	Maintenance of Compressor Station Equipment	864	48,163		-				
244	A_6790321-Stores Allocation	Maintenance of Compressor Station Equipment	864	11,161		-				
245	A_6790322-Small Tools Alloc	Maintenance of Compressor Station Equipment	864	6,056		-				
246	A_6010000-1001/A6010000	Maintenance of Compressor Station Equipment	864	4		4				
247	A_6010010-1001/R6010010	Maintenance of Compressor Station Equipment	864	1		1				
248	A_6400010-M&S FurnOffEquip	Maintenance of Compressor Station Equipment	864	58		-				
249	A_6790210-Permitting	Maintenance of Compressor Station Equipment	864	500		-				
250	A_6010000-1001/A6010000	Maintenance of Measuring and Regulating Station Equipment	865	212		212				
251	A_6010010-1001/R6010010	Maintenance of Measuring and Regulating Station Equipment	865	1		1				
252	A_6010110-Labor Exempt ST	Maintenance of Measuring and Regulating Station Equipment	865	18,213		18,213				
253	A_6010130-Labor Exempt NonProd	Maintenance of Measuring and Regulating Station Equipment	865	5,473		5,473				
254	A_6010210-Labor NonExm ST	Maintenance of Measuring and Regulating Station Equipment	865	112,013		112,013				
255	A_6010220-Labor NonExm OT	Maintenance of Measuring and Regulating Station Equipment	865	27,978		27,978				
256	A_6010230-Labor NonExm NonProd	Maintenance of Measuring and Regulating Station Equipment	865	20,689		20,689				
257	A_6010910-Labor OffCycle Bonus	Maintenance of Measuring and Regulating Station Equipment	865	17		17				
258	A_6030010-EE ProfDue Subs Fees	Maintenance of Measuring and Regulating Station Equipment	865	1		-				
259	A_6030040-EE Meals 50% Deduct	Maintenance of Measuring and Regulating Station Equipment	865	1		-				
260	A_6030060-EE Shoes Uniforms	Maintenance of Measuring and Regulating Station Equipment	865	1,360		-				
261	A_6030070-EE Training	Maintenance of Measuring and Regulating Station Equipment	865	235		-				
262	A_6030091-EE Apprec and Gifts	Maintenance of Measuring and Regulating Station Equipment	865	0		-				
263	A_6030800-EE Miscellaneous	Maintenance of Measuring and Regulating Station Equipment	865	267		-				
264	A_6100070-Consultants-Mgmt	Maintenance of Measuring and Regulating Station Equipment	865	82		-				
265	A_6100080-Consultants-Other	Maintenance of Measuring and Regulating Station Equipment	865	10,402		-				
266	A_6100100-Contractor Services	Maintenance of Measuring and Regulating Station Equipment	865	17,602		-				
267	A_6400100-M&S OS Purchases	Maintenance of Measuring and Regulating Station Equipment	865	17,810		-				
268	A_6400500-M&S Parts	Maintenance of Measuring and Regulating Station Equipment	865	801		-				
269	A_6401000-M&S Inven Issue	Maintenance of Measuring and Regulating Station Equipment	865	17,382		-				
270	A_6790230-Postage Ship Courier	Maintenance of Measuring and Regulating Station Equipment	865	48		-				
271	A_6790320-Fleet Allocation	Maintenance of Measuring and Regulating Station Equipment	865	20,003		-				
272	A_6790321-Stores Allocation	Maintenance of Measuring and Regulating Station Equipment	865	1,831		-				
273	A_6790322-Small Tools Alloc	Maintenance of Measuring and Regulating Station Equipment	865	987		-				
274	**Total Transmission Maintenance Expenses**			**1,545,180**		**767,149**	-	-	-	-
275										
276	**Total Transmission O&M**			**$ 6,005,197**		**$ 3,196,135**	$ -	$ -	$ -	$ -
277										
278	**Distribution Expenses - Operation:**									
279	A_6010000-1001/A6010000	Operation Supervision and Engineering	870	1,943		1,943				
280	A_6010010-1001/R6010000	Operation Supervision and Engineering	870	434		434				
281	A_6010110-Labor Exempt ST	Operation Supervision and Engineering	870	1,501,160		1,501,160				
282	A_6010130-Labor Exempt NonProd	Operation Supervision and Engineering	870	317,571		317,571				
283	A_6010210-Labor NonExm ST	Operation Supervision and Engineering	870	1,462,595		1,462,595				
284	A_6010220-Labor NonExm OT	Operation Supervision and Engineering	870	267,508		267,508				
285	A_6010230-Labor NonExm NonProd	Operation Supervision and Engineering	870	261,803		261,803				
286	A_6010400-Labor Severance	Operation Supervision and Engineering	870	-		-				
287	A_6010910-Labor OffCycle Bonus	Operation Supervision and Engineering	870	7,926		7,926				
288	A_6030010-EE ProfDue Subs Fees	Operation Supervision and Engineering	870	3,033		-				
289	A_6030040-EE Meals 50% Deduct	Operation Supervision and Engineering	870	38,479		-				
290	A_6030050-EE Mileage	Operation Supervision and Engineering	870	937		-				

NMGC Exhibit ECB-5
Page 150 of 596

NEW MEXICO GAS COMPANY, INC.

Summary of Specifically Forecasted Items
Base Period - 12 Months Ending March 31, 2023
Future Test Year - 12 Months Ending September 30, 2025

	A	B	C	K	L	M	N	O	P	Q	R
2				Adjusted Base Period Separately Forecasted Items to Carry Forward, without separate escalation				Adjusted Base Period Separately Forecasted Items to Carry Forward, without separate escalation			
3	Description	Inputs Name	FERC Acct	Transmission Integrity Program Costs	General Insurance Costs	Non-interest Revolver Adjustment	Espanola Lease Expense	Board of Director Costs	Shared Services Expense	Adjusted Base Period Separately Forecasted Items to Carry Forward	
243	A_6790320-Fleet Allocation	Maintenance of Compressor Station Equipment	864							-	
244	A_6790321-Stores Allocation	Maintenance of Compressor Station Equipment	864							-	
245	A_6790322-Small Tools Alloc	Maintenance of Compressor Station Equipment	864							-	
246	A_6010000-1001/A6010000	Maintenance of Compressor Station Equipment	864							4	
247	A_6010010-1001/R6010010	Maintenance of Compressor Station Equipment	864							1	
248	A_6400010-M&S FurnOffEquip	Maintenance of Compressor Station Equipment	864							-	
249	A_6790210-Permitting	Maintenance of Compressor Station Equipment	864							-	
250	A_6010000-1001/A6010000	Maintenance of Measuring and Regulating Station Equipment	865							212	
251	A_6010010-1001/R6010010	Maintenance of Measuring and Regulating Station Equipment	865							1	
252	A_6010110-Labor Exempt ST	Maintenance of Measuring and Regulating Station Equipment	865							18,213	
253	A_6010130-Labor Exempt NonProd	Maintenance of Measuring and Regulating Station Equipment	865							5,473	
254	A_6010210-Labor NonExm ST	Maintenance of Measuring and Regulating Station Equipment	865							112,013	
255	A_6010220-Labor NonExm OT	Maintenance of Measuring and Regulating Station Equipment	865							27,978	
256	A_6010230-Labor NonExm NonProd	Maintenance of Measuring and Regulating Station Equipment	865							20,689	
257	A_6010910-Labor OffCycle Bonus	Maintenance of Measuring and Regulating Station Equipment	865							17	
258	A_6030010-EE ProfDue Subs Fees	Maintenance of Measuring and Regulating Station Equipment	865							-	
259	A_6030040-EE Meals 50% Deduct	Maintenance of Measuring and Regulating Station Equipment	865							-	
260	A_6030060-EE Shoes Uniforms	Maintenance of Measuring and Regulating Station Equipment	865							-	
261	A_6030070-EE Training	Maintenance of Measuring and Regulating Station Equipment	865							-	
262	A_6030091-EE Apprec and Gifts	Maintenance of Measuring and Regulating Station Equipment	865							-	
263	A_6030800-EE Miscellaneous	Maintenance of Measuring and Regulating Station Equipment	865							-	
264	A_6100070-Consultants-Mgmt	Maintenance of Measuring and Regulating Station Equipment	865							-	
265	A_6100080-Consultants-Other	Maintenance of Measuring and Regulating Station Equipment	865							-	
266	A_6100100-Contractor Services	Maintenance of Measuring and Regulating Station Equipment	865							-	
267	A_6400100-M&S OS Purchases	Maintenance of Measuring and Regulating Station Equipment	865							-	
268	A_6400500-M&S Parts	Maintenance of Measuring and Regulating Station Equipment	865							-	
269	A_6401000-M&S Inven Issue	Maintenance of Measuring and Regulating Station Equipment	865							-	
270	A_6790230-Postage Ship Courier	Maintenance of Measuring and Regulating Station Equipment	865							-	
271	A_6790320-Fleet Allocation	Maintenance of Measuring and Regulating Station Equipment	865							-	
272	A_6790321-Stores Allocation	Maintenance of Measuring and Regulating Station Equipment	865							-	
273	A_6790322-Small Tools Alloc	Maintenance of Measuring and Regulating Station Equipment	865							-	
274	**Total Transmission Maintenance Expenses**			-	-		-	-	-	**767,149**	
275											
276	**Total Transmission O&M**			$ 1,381,445	$ -		$ -	$ -	$ -	$ 4,577,580	
277											
278	**Distribution Expenses - Operation:**										
279	A_6010000-1001/A6010000	Operation Supervision and Engineering	870							1,943	
280	A_6010010-1001/R6010000	Operation Supervision and Engineering	870							434	
281	A_6010110-Labor Exempt ST	Operation Supervision and Engineering	870							1,501,160	
282	A_6010130-Labor Exempt NonProd	Operation Supervision and Engineering	870							317,571	
283	A_6010210-Labor NonExm ST	Operation Supervision and Engineering	870							1,462,595	
284	A_6010220-Labor NonExm OT	Operation Supervision and Engineering	870							267,508	
285	A_6010230-Labor NonExm NonProd	Operation Supervision and Engineering	870							261,803	
286	A_6010400-Labor Severance	Operation Supervision and Engineering	870							-	
287	A_6010910-Labor OffCycle Bonus	Operation Supervision and Engineering	870							7,926	
288	A_6030010-EE ProfDue Subs Fees	Operation Supervision and Engineering	870							-	
289	A_6030040-EE Meals 50% Deduct	Operation Supervision and Engineering	870							-	
290	A_6030050-EE Mileage	Operation Supervision and Engineering	870							-	

NMGC Exhibit ECB-5
Page 151 of 596

NEW MEXICO GAS COMPANY, INC.

Summary of Specifically Forecasted Items
Base Period - 12 Months Ending March 31, 2023
Future Test Year - 12 Months Ending September 30, 2025

	A	B	C	S	T	U	V	W	X	Y
2				Linkage 1 Separately Forecasted Items						
3	Description	Inputs Name	FERC Acct	Linkage Period 1 Labor Expense	Linkage Period 1 Incentive Compensation Expense	Linkage Period 1 Normalize 401K Match	Linkage 1 Medical and Dental Expense	Linkage 1 Pension and OPEB Expenses	Linkage 1 Transmission Integrity Program Costs	Linkage 1 General Insurance Costs
243	A_6790320-Fleet Allocation	Maintenance of Compressor Station Equipment	864	-						
244	A_6790321-Stores Allocation	Maintenance of Compressor Station Equipment	864	-						
245	A_6790322-Small Tools Alloc	Maintenance of Compressor Station Equipment	864	-						
246	A_6010000-1001/A6010000	Maintenance of Compressor Station Equipment	864	4						
247	A_6010010-1001/R6010010	Maintenance of Compressor Station Equipment	864	1						
248	A_6400010-M&S FurnOffEquip	Maintenance of Compressor Station Equipment	864	-						
249	A_6790210-Permitting	Maintenance of Compressor Station Equipment	864	-						
250	A_6010000-1001/A6010000	Maintenance of Measuring and Regulating Station Equipment	865	216						
251	A_6010010-1001/R6010010	Maintenance of Measuring and Regulating Station Equipment	865	1						
252	A_6010110-Labor Exempt ST	Maintenance of Measuring and Regulating Station Equipment	865	18,532						
253	A_6010130-Labor Exempt NonProd	Maintenance of Measuring and Regulating Station Equipment	865	5,568						
254	A_6010210-Labor NonExm ST	Maintenance of Measuring and Regulating Station Equipment	865	113,973						
255	A_6010220-Labor NonExm OT	Maintenance of Measuring and Regulating Station Equipment	865	28,468						
256	A_6010230-Labor NonExm NonProd	Maintenance of Measuring and Regulating Station Equipment	865	21,052						
257	A_6010910-Labor OffCycle Bonus	Maintenance of Measuring and Regulating Station Equipment	865	17						
258	A_6030010-EE ProfDue Subs Fees	Maintenance of Measuring and Regulating Station Equipment	865	-						
259	A_6030040-EE Meals 50% Deduct	Maintenance of Measuring and Regulating Station Equipment	865	-						
260	A_6030060-EE Shoes Uniforms	Maintenance of Measuring and Regulating Station Equipment	865	-						
261	A_6030070-EE Training	Maintenance of Measuring and Regulating Station Equipment	865	-						
262	A_6030091-EE Apprec and Gifts	Maintenance of Measuring and Regulating Station Equipment	865	-						
263	A_6030800-EE Miscellaneous	Maintenance of Measuring and Regulating Station Equipment	865	-						
264	A_6100070-Consultants-Mgmt	Maintenance of Measuring and Regulating Station Equipment	865	-						
265	A_6100080-Consultants-Other	Maintenance of Measuring and Regulating Station Equipment	865	-						
266	A_6100100-Contractor Services	Maintenance of Measuring and Regulating Station Equipment	865	-						
267	A_6400100-M&S OS Purchases	Maintenance of Measuring and Regulating Station Equipment	865	-						
268	A_6400500-M&S Parts	Maintenance of Measuring and Regulating Station Equipment	865	-						
269	A_6401000-M&S Inven Issue	Maintenance of Measuring and Regulating Station Equipment	865	-						
270	A_6790230-Postage Ship Courier	Maintenance of Measuring and Regulating Station Equipment	865	-						
271	A_6790320-Fleet Allocation	Maintenance of Measuring and Regulating Station Equipment	865	-						
272	A_6790321-Stores Allocation	Maintenance of Measuring and Regulating Station Equipment	865	-						
273	A_6790322-Small Tools Alloc	Maintenance of Measuring and Regulating Station Equipment	865	-						
274	**Total Transmission Maintenance Expenses**			**780,575**	-	-	-	-	-	-
275										
276	**Total Transmission O&M**			**$ 3,252,067**	**$ -**	**$ -**	**$ -**	**$ -**	**$ 2,391,698**	**$ -**
277										
278	**Distribution Expenses - Operation:**									
279	A_6010000-1001/A6010000	Operation Supervision and Engineering	870	1,977						
280	A_6010010-1001/R6010000	Operation Supervision and Engineering	870	442						
281	A_6010110-Labor Exempt ST	Operation Supervision and Engineering	870	1,527,430						
282	A_6010130-Labor Exempt NonProd	Operation Supervision and Engineering	870	323,128						
283	A_6010210-Labor NonExm ST	Operation Supervision and Engineering	870	1,488,190						
284	A_6010220-Labor NonExm OT	Operation Supervision and Engineering	870	272,189						
285	A_6010230-Labor NonExm NonProd	Operation Supervision and Engineering	870	266,385						
286	A_6010400-Labor Severance	Operation Supervision and Engineering	870	-						
287	A_6010910-Labor OffCycle Bonus	Operation Supervision and Engineering	870	8,065						
288	A_6030010-EE ProfDue Subs Fees	Operation Supervision and Engineering	870	-						
289	A_6030040-EE Meals 50% Deduct	Operation Supervision and Engineering	870	-						
290	A_6030050-EE Mileage	Operation Supervision and Engineering	870	-						

NMGC Exhibit ECB-5
Page 152 of 596

NEW MEXICO GAS COMPANY, INC.

Summary of Specifically Forecasted Items
Base Period - 12 Months Ending March 31, 2023
Future Test Year - 12 Months Ending September 30, 2025

	A	B	C	Z	AA	AB	AC	AD	AE	AF	AG
2				Linkage 1 Separately Forecasted Items							
3	Description	Inputs Name	FERC Acct	Linkage 1 Facilities Security	Linkage 1 Non-interest Revolver Adjustment	Linkage 1 Espanola Lease Expense	Linkage 1 Board of Director Costs	Linkage 1 Shared Services Expense	Linkage 1 Remove Allocated LTIP Expenses	Total Linkage 1 Period Separately Forecasted Items	
243	A_6790320-Fleet Allocation	Maintenance of Compressor Station Equipment	864							$ -	
244	A_6790321-Stores Allocation	Maintenance of Compressor Station Equipment	864							$ -	
245	A_6790322-Small Tools Alloc	Maintenance of Compressor Station Equipment	864							$ -	
246	A_6010000-1001/A6010000	Maintenance of Compressor Station Equipment	864							$ 4	
247	A_6010010-1001/R6010010	Maintenance of Compressor Station Equipment	864							$ 1	
248	A_6400010-M&S FurnOffEquip	Maintenance of Compressor Station Equipment	864							$ -	
249	A_6790210-Permitting	Maintenance of Compressor Station Equipment	864							$ -	
250	A_6010000-1001/A6010000	Maintenance of Measuring and Regulating Station Equipment	865							$ 216	
251	A_6010010-1001/R6010010	Maintenance of Measuring and Regulating Station Equipment	865							$ 1	
252	A_6010110-Labor Exempt ST	Maintenance of Measuring and Regulating Station Equipment	865							$ 18,532	
253	A_6010130-Labor Exempt NonProd	Maintenance of Measuring and Regulating Station Equipment	865							$ 5,568	
254	A_6010210-Labor NonExm ST	Maintenance of Measuring and Regulating Station Equipment	865							$ 113,973	
255	A_6010220-Labor NonExm OT	Maintenance of Measuring and Regulating Station Equipment	865							$ 28,468	
256	A_6010230-Labor NonExm NonProd	Maintenance of Measuring and Regulating Station Equipment	865							$ 21,052	
257	A_6010910-Labor OffCycle Bonus	Maintenance of Measuring and Regulating Station Equipment	865							$ 17	
258	A_6030010-EE ProfDue Subs Fees	Maintenance of Measuring and Regulating Station Equipment	865							$ -	
259	A_6030040-EE Meals 50% Deduct	Maintenance of Measuring and Regulating Station Equipment	865							$ -	
260	A_6030060-EE Shoes Uniforms	Maintenance of Measuring and Regulating Station Equipment	865							$ -	
261	A_6030070-EE Training	Maintenance of Measuring and Regulating Station Equipment	865							$ -	
262	A_6030091-EE Apprec and Gifts	Maintenance of Measuring and Regulating Station Equipment	865							$ -	
263	A_6030800-EE Miscellaneous	Maintenance of Measuring and Regulating Station Equipment	865							$ -	
264	A_6100070-Consultants-Mgmt	Maintenance of Measuring and Regulating Station Equipment	865							$ -	
265	A_6100080-Consultants-Other	Maintenance of Measuring and Regulating Station Equipment	865							$ -	
266	A_6100100-Contractor Services	Maintenance of Measuring and Regulating Station Equipment	865							$ -	
267	A_6400100-M&S OS Purchases	Maintenance of Measuring and Regulating Station Equipment	865							$ -	
268	A_6400500-M&S Parts	Maintenance of Measuring and Regulating Station Equipment	865							$ -	
269	A_6401000-M&S Inven Issue	Maintenance of Measuring and Regulating Station Equipment	865							$ -	
270	A_6790230-Postage Ship Courier	Maintenance of Measuring and Regulating Station Equipment	865							$ -	
271	A_6790320-Fleet Allocation	Maintenance of Measuring and Regulating Station Equipment	865							$ -	
272	A_6790321-Stores Allocation	Maintenance of Measuring and Regulating Station Equipment	865							$ -	
273	A_6790322-Small Tools Alloc	Maintenance of Measuring and Regulating Station Equipment	865							$ -	
274	**Total Transmission Maintenance Expenses**			-	-	-	-	-	-	**780,575**	
275											
276	**Total Transmission O&M**			$ -	$ -	$ -	$ -	$ -	$ -	**$ 5,643,766**	
277											
278	**Distribution Expenses - Operation:**										
279	A_6010000-1001/A6010000	Operation Supervision and Engineering	870							$ 1,977	
280	A_6010010-1001/R6010000	Operation Supervision and Engineering	870							$ 442	
281	A_6010110-Labor Exempt ST	Operation Supervision and Engineering	870							$ 1,527,430	
282	A_6010130-Labor Exempt NonProd	Operation Supervision and Engineering	870							$ 323,128	
283	A_6010210-Labor NonExm ST	Operation Supervision and Engineering	870							$ 1,488,190	
284	A_6010220-Labor NonExm OT	Operation Supervision and Engineering	870							$ 272,189	
285	A_6010230-Labor NonExm NonProd	Operation Supervision and Engineering	870							$ 266,385	
286	A_6010400-Labor Severance	Operation Supervision and Engineering	870							$ -	
287	A_6010910-Labor OffCycle Bonus	Operation Supervision and Engineering	870							$ 8,065	
288	A_6030010-EE ProfDue Subs Fees	Operation Supervision and Engineering	870							$ -	
289	A_6030040-EE Meals 50% Deduct	Operation Supervision and Engineering	870							$ -	
290	A_6030050-EE Mileage	Operation Supervision and Engineering	870							$ -	

NMGC Exhibit ECB-5
Page 153 of 596

NEW MEXICO GAS COMPANY, INC.

Summary of Specifically Forecasted Items
Base Period - 12 Months Ending March 31, 2023
Future Test Year - 12 Months Ending September 30, 2025

	A	B	C	AH	AI	AJ	AK	AL	AM	AN
2				Linkage 2 Separately Forecasted Items						
3	Description	Inputs Name	FERC Acct	Linkage 2 Period Labor Expense	Linkage 2 Period Incentive Compensation Expense	Linkage Period 2 Normalize 401K Match	Linkage 2 Medical and Dental Expense	Linkage 2 Pension and OPEB Expenses	Linkage 2 Transmission Integrity Program Costs	Linkage 2 Period General Insurance Costs
243	A_6790320-Fleet Allocation	Maintenance of Compressor Station Equipment	864	$ -						
244	A_6790321-Stores Allocation	Maintenance of Compressor Station Equipment	864	$ -						
245	A_6790322-Small Tools Alloc	Maintenance of Compressor Station Equipment	864	$ -						
246	A_6010000-1001/A6010000	Maintenance of Compressor Station Equipment	864	$ 4						
247	A_6010010-1001/R6010010	Maintenance of Compressor Station Equipment	864	$ 1						
248	A_6400010-M&S FurnOffEquip	Maintenance of Compressor Station Equipment	864	$ -						
249	A_6790210-Permitting	Maintenance of Compressor Station Equipment	864	$ -						
250	A_6010000-1001/A6010000	Maintenance of Measuring and Regulating Station Equipment	865	$ 219						
251	A_6010010-1001/R6010010	Maintenance of Measuring and Regulating Station Equipment	865	$ 1						
252	A_6010110-Labor Exempt ST	Maintenance of Measuring and Regulating Station Equipment	865	$ 18,850						
253	A_6010130-Labor Exempt NonProd	Maintenance of Measuring and Regulating Station Equipment	865	$ 5,664						
254	A_6010210-Labor NonExm ST	Maintenance of Measuring and Regulating Station Equipment	865	$ 115,934						
255	A_6010220-Labor NonExm OT	Maintenance of Measuring and Regulating Station Equipment	865	$ 28,957						
256	A_6010230-Labor NonExm NonProd	Maintenance of Measuring and Regulating Station Equipment	865	$ 21,414						
257	A_6010910-Labor OffCycle Bonus	Maintenance of Measuring and Regulating Station Equipment	865	$ 17						
258	A_6030010-EE ProfDue Subs Fees	Maintenance of Measuring and Regulating Station Equipment	865	$ -						
259	A_6030040-EE Meals 50% Deduct	Maintenance of Measuring and Regulating Station Equipment	865	$ -						
260	A_6030060-EE Shoes Uniforms	Maintenance of Measuring and Regulating Station Equipment	865	$ -						
261	A_6030070-EE Training	Maintenance of Measuring and Regulating Station Equipment	865	$ -						
262	A_6030091-EE Apprec and Gifts	Maintenance of Measuring and Regulating Station Equipment	865	$ -						
263	A_6030800-EE Miscellaneous	Maintenance of Measuring and Regulating Station Equipment	865	$ -						
264	A_6100070-Consultants-Mgmt	Maintenance of Measuring and Regulating Station Equipment	865	$ -						
265	A_6100080-Consultants-Other	Maintenance of Measuring and Regulating Station Equipment	865	$ -						
266	A_6100100-Contractor Services	Maintenance of Measuring and Regulating Station Equipment	865	$ -						
267	A_6400100-M&S OS Purchases	Maintenance of Measuring and Regulating Station Equipment	865	$ -						
268	A_6400500-M&S Parts	Maintenance of Measuring and Regulating Station Equipment	865	$ -						
269	A_6401000-M&S Inven Issue	Maintenance of Measuring and Regulating Station Equipment	865	$ -						
270	A_6790230-Postage Ship Courier	Maintenance of Measuring and Regulating Station Equipment	865	$ -						
271	A_6790320-Fleet Allocation	Maintenance of Measuring and Regulating Station Equipment	865	$ -						
272	A_6790321-Stores Allocation	Maintenance of Measuring and Regulating Station Equipment	865	$ -						
273	A_6790322-Small Tools Alloc	Maintenance of Measuring and Regulating Station Equipment	865	$ -						
274	**Total Transmission Maintenance Expenses**			**794,000**	-	-	-	-	-	-
275										
276	**Total Transmission O&M**			**$ 3,308,000**	**$ -**	**$ -**	**$ -**	**$ -**	**$ 2,031,520**	**$ -**
277										
278	**Distribution Expenses - Operation:**									
279	A_6010000-1001/A6010000	Operation Supervision and Engineering	870	$ 2,011						
280	A_6010010-1001/R6010000	Operation Supervision and Engineering	870	$ 449						
281	A_6010110-Labor Exempt ST	Operation Supervision and Engineering	870	$ 1,553,700						
282	A_6010130-Labor Exempt NonProd	Operation Supervision and Engineering	870	$ 328,686						
283	A_6010210-Labor NonExm ST	Operation Supervision and Engineering	870	$ 1,513,786						
284	A_6010220-Labor NonExm OT	Operation Supervision and Engineering	870	$ 276,871						
285	A_6010230-Labor NonExm NonProd	Operation Supervision and Engineering	870	$ 270,966						
286	A_6010400-Labor Severance	Operation Supervision and Engineering	870	$ -						
287	A_6010910-Labor OffCycle Bonus	Operation Supervision and Engineering	870	$ 8,203						
288	A_6030010-EE ProfDue Subs Fees	Operation Supervision and Engineering	870	$ -						
289	A_6030040-EE Meals 50% Deduct	Operation Supervision and Engineering	870	$ -						
290	A_6030050-EE Mileage	Operation Supervision and Engineering	870	$ -						

NMGC Exhibit ECB-5
Page 154 of 596

NEW MEXICO GAS COMPANY, INC.

Summary of Specifically Forecasted Items
Base Period - 12 Months Ending March 31, 2023
Future Test Year - 12 Months Ending September 30, 2025

	A	B	C	AO	AP	AQ	AR	AS	AT	AU	AV
2				Linkage 2 Separately Forecasted Items							
3	Description	Inputs Name	FERC Acct	Linkage 2 Facilities Security	Linkage 2 Non-interest Revolver Adjustment	Linkage 2 Espanola Lease Expense	Linkage 2 Board of Director Costs	Linkage 2 Shared Services Expense	Linkage 2 Remove Allocated LTIP Expenses	Total Linkage 2 Period Separately Forecasted Items	
243	A_6790320-Fleet Allocation	Maintenance of Compressor Station Equipment	864							$ -	
244	A_6790321-Stores Allocation	Maintenance of Compressor Station Equipment	864							$ -	
245	A_6790322-Small Tools Alloc	Maintenance of Compressor Station Equipment	864							$ -	
246	A_6010000-1001/A6010000	Maintenance of Compressor Station Equipment	864							$ 4	
247	A_6010010-1001/R6010010	Maintenance of Compressor Station Equipment	864							$ 1	
248	A_6400010-M&S FurnOffEquip	Maintenance of Compressor Station Equipment	864							$ -	
249	A_6790210-Permitting	Maintenance of Compressor Station Equipment	864							$ -	
250	A_6010000-1001/A6010000	Maintenance of Measuring and Regulating Station Equipment	865							$ 219	
251	A_6010010-1001/R6010010	Maintenance of Measuring and Regulating Station Equipment	865							$ 1	
252	A_6010110-Labor Exempt ST	Maintenance of Measuring and Regulating Station Equipment	865							$ 18,850	
253	A_6010130-Labor Exempt NonProd	Maintenance of Measuring and Regulating Station Equipment	865							$ 5,664	
254	A_6010210-Labor NonExm ST	Maintenance of Measuring and Regulating Station Equipment	865							$ 115,934	
255	A_6010220-Labor NonExm OT	Maintenance of Measuring and Regulating Station Equipment	865							$ 28,957	
256	A_6010230-Labor NonExm NonProd	Maintenance of Measuring and Regulating Station Equipment	865							$ 21,414	
257	A_6010910-Labor OffCycle Bonus	Maintenance of Measuring and Regulating Station Equipment	865							$ 17	
258	A_6030010-EE ProfDue Subs Fees	Maintenance of Measuring and Regulating Station Equipment	865							$ -	
259	A_6030040-EE Meals 50% Deduct	Maintenance of Measuring and Regulating Station Equipment	865							$ -	
260	A_6030060-EE Shoes Uniforms	Maintenance of Measuring and Regulating Station Equipment	865							$ -	
261	A_6030070-EE Training	Maintenance of Measuring and Regulating Station Equipment	865							$ -	
262	A_6030091-EE Apprec and Gifts	Maintenance of Measuring and Regulating Station Equipment	865							$ -	
263	A_6030800-EE Miscellaneous	Maintenance of Measuring and Regulating Station Equipment	865							$ -	
264	A_6100070-Consultants-Mgmt	Maintenance of Measuring and Regulating Station Equipment	865							$ -	
265	A_6100080-Consultants-Other	Maintenance of Measuring and Regulating Station Equipment	865							$ -	
266	A_6100100-Contractor Services	Maintenance of Measuring and Regulating Station Equipment	865							$ -	
267	A_6400100-M&S OS Purchases	Maintenance of Measuring and Regulating Station Equipment	865							$ -	
268	A_6400500-M&S Parts	Maintenance of Measuring and Regulating Station Equipment	865							$ -	
269	A_6401000-M&S Inven Issue	Maintenance of Measuring and Regulating Station Equipment	865							$ -	
270	A_6790230-Postage Ship Courier	Maintenance of Measuring and Regulating Station Equipment	865							$ -	
271	A_6790320-Fleet Allocation	Maintenance of Measuring and Regulating Station Equipment	865							$ -	
272	A_6790321-Stores Allocation	Maintenance of Measuring and Regulating Station Equipment	865							$ -	
273	A_6790322-Small Tools Alloc	Maintenance of Measuring and Regulating Station Equipment	865							$ -	
274	**Total Transmission Maintenance Expenses**			-	-	-	-	-	-	**794,000**	
275											
276	**Total Transmission O&M**			$ -	$ -	$ -	$ -	$ -	$ -	**$ 5,339,520**	
277											
278	**Distribution Expenses - Operation:**										
279	A_6010000-1001/A6010000	Operation Supervision and Engineering	870							$ 2,011	
280	A_6010010-1001/R6010000	Operation Supervision and Engineering	870							$ 449	
281	A_6010110-Labor Exempt ST	Operation Supervision and Engineering	870							$ 1,553,700	
282	A_6010130-Labor Exempt NonProd	Operation Supervision and Engineering	870							$ 328,686	
283	A_6010210-Labor NonExm ST	Operation Supervision and Engineering	870							$ 1,513,786	
284	A_6010220-Labor NonExm OT	Operation Supervision and Engineering	870							$ 276,871	
285	A_6010230-Labor NonExm NonProd	Operation Supervision and Engineering	870							$ 270,966	
286	A_6010400-Labor Severance	Operation Supervision and Engineering	870							$ -	
287	A_6010910-Labor OffCycle Bonus	Operation Supervision and Engineering	870							$ 8,203	
288	A_6030010-EE ProfDue Subs Fees	Operation Supervision and Engineering	870							$ -	
289	A_6030040-EE Meals 50% Deduct	Operation Supervision and Engineering	870							$ -	
290	A_6030050-EE Mileage	Operation Supervision and Engineering	870							$ -	

NMGC Exhibit ECB-5
Page 155 of 596

NEW MEXICO GAS COMPANY, INC.

Summary of Specifically Forecasted Items
Base Period - 12 Months Ending March 31, 2023
Future Test Year - 12 Months Ending September 30, 2025

	A	B	C	AW	AX	AY	AZ	BA	BB	BC
2				Test Period Separately Forecasted Items						
3	Description	Inputs Name	FERC Acct	Test Period Labor Expense	Test Period Incentive Compensation	Test Period Normalize 401K Match	Test Period Medical and Dental Expense	Test Period Pension and OPEB Expenses(2)	Test Period Transmission Integrity Program Costs	Test Period General Insurance Costs
243	A_6790320-Fleet Allocation	Maintenance of Compressor Station Equipment	864	$ -						
244	A_6790321-Stores Allocation	Maintenance of Compressor Station Equipment	864	$ -						
245	A_6790322-Small Tools Alloc	Maintenance of Compressor Station Equipment	864	$ -						
246	A_6010000-1001/A6010000	Maintenance of Compressor Station Equipment	864	$ 5						
247	A_6010010-1001/R6010010	Maintenance of Compressor Station Equipment	864	$ 1						
248	A_6400010-M&S FurnOffEquip	Maintenance of Compressor Station Equipment	864	$ -						
249	A_6790210-Permitting	Maintenance of Compressor Station Equipment	864	$ -						
250	A_6010000-1001/A6010000	Maintenance of Measuring and Regulating Station Equipment	865	$ 244						
251	A_6010010-1001/R6010010	Maintenance of Measuring and Regulating Station Equipment	865	$ 1						
252	A_6010110-Labor Exempt ST	Maintenance of Measuring and Regulating Station Equipment	865	$ 20,966						
253	A_6010130-Labor Exempt NonProd	Maintenance of Measuring and Regulating Station Equipment	865	$ 6,300						
254	A_6010210-Labor NonExm ST	Maintenance of Measuring and Regulating Station Equipment	865	$ 128,949						
255	A_6010220-Labor NonExm OT	Maintenance of Measuring and Regulating Station Equipment	865	$ 32,208						
256	A_6010230-Labor NonExm NonProd	Maintenance of Measuring and Regulating Station Equipment	865	$ 23,818						
257	A_6010910-Labor OffCycle Bonus	Maintenance of Measuring and Regulating Station Equipment	865	$ 19						
258	A_6030010-EE ProfDue Subs Fees	Maintenance of Measuring and Regulating Station Equipment	865	$ -						
259	A_6030040-EE Meals 50% Deduct	Maintenance of Measuring and Regulating Station Equipment	865	$ -						
260	A_6030060-EE Shoes Uniforms	Maintenance of Measuring and Regulating Station Equipment	865	$ -						
261	A_6030070-EE Training	Maintenance of Measuring and Regulating Station Equipment	865	$ -						
262	A_6030091-EE Apprec and Gifts	Maintenance of Measuring and Regulating Station Equipment	865	$ -						
263	A_6030800-EE Miscellaneous	Maintenance of Measuring and Regulating Station Equipment	865	$ -						
264	A_6100070-Consultants-Mgmt	Maintenance of Measuring and Regulating Station Equipment	865	$ -						
265	A_6100080-Consultants-Other	Maintenance of Measuring and Regulating Station Equipment	865	$ -						
266	A_6100100-Contractor Services	Maintenance of Measuring and Regulating Station Equipment	865	$ -						
267	A_6400100-M&S OS Purchases	Maintenance of Measuring and Regulating Station Equipment	865	$ -						
268	A_6400500-M&S Parts	Maintenance of Measuring and Regulating Station Equipment	865	$ -						
269	A_6401000-M&S Inven Issue	Maintenance of Measuring and Regulating Station Equipment	865	$ -						
270	A_6790230-Postage Ship Courier	Maintenance of Measuring and Regulating Station Equipment	865	$ -						
271	A_6790320-Fleet Allocation	Maintenance of Measuring and Regulating Station Equipment	865	$ -						
272	A_6790321-Stores Allocation	Maintenance of Measuring and Regulating Station Equipment	865	$ -						
273	A_6790322-Small Tools Alloc	Maintenance of Measuring and Regulating Station Equipment	865	$ -						
274	**Total Transmission Maintenance Expenses**			**883,139**	-	-	-	-	-	-
275										
276	**Total Transmission O&M**			**$ 3,679,377**	**$ -**	**$ -**	**$ -**	**$ -**	**$ 2,588,115**	**$ -**
277										
278	**Distribution Expenses - Operation:**									
279	A_6010000-1001/A6010000	Operation Supervision and Engineering	870	$ 2,237						
280	A_6010010-1001/R6010000	Operation Supervision and Engineering	870	$ 500						
281	A_6010110-Labor Exempt ST	Operation Supervision and Engineering	870	$ 1,728,129						
282	A_6010130-Labor Exempt NonProd	Operation Supervision and Engineering	870	$ 365,586						
283	A_6010210-Labor NonExm ST	Operation Supervision and Engineering	870	$ 1,683,733						
284	A_6010220-Labor NonExm OT	Operation Supervision and Engineering	870	$ 307,954						
285	A_6010230-Labor NonExm NonProd	Operation Supervision and Engineering	870	$ 301,387						
286	A_6010400-Labor Severance	Operation Supervision and Engineering	870	$ -						
287	A_6010910-Labor OffCycle Bonus	Operation Supervision and Engineering	870	$ 9,124						
288	A_6030010-EE ProfDue Subs Fees	Operation Supervision and Engineering	870	$ -						
289	A_6030040-EE Meals 50% Deduct	Operation Supervision and Engineering	870	$ -						
290	A_6030050-EE Mileage	Operation Supervision and Engineering	870	$ -						

NMGC Exhibit ECB-5
Page 156 of 596

NEW MEXICO GAS COMPANY, INC.

Summary of Specifically Forecasted Items
Base Period - 12 Months Ending March 31, 2023
Future Test Year - 12 Months Ending September 30, 2025

	A	B	C	BD	BE	BF	BG	BH	BI	BJ	BK
2				Test Period Separately Forecasted Items							
3	Description	Inputs Name	FERC Acct	Test Period Non-interest Revolver Adjustment	Adjust Espanola Lease	Future Test Year Period Facilities Security	Future Test Period Board of Director Costs	Hansen CIS Expense	Future Test Period Shared Services Expense	Future Test Year Period Remove Allocated LTIP Expenses	Total Test Period Separately Forecasted Items
243	A_6790320-Fleet Allocation	Maintenance of Compressor Station Equipment	864								$ -
244	A_6790321-Stores Allocation	Maintenance of Compressor Station Equipment	864								$ -
245	A_6790322-Small Tools Alloc	Maintenance of Compressor Station Equipment	864								$ -
246	A_6010000-1001/A6010000	Maintenance of Compressor Station Equipment	864								$ 5
247	A_6010010-1001/R6010010	Maintenance of Compressor Station Equipment	864								$ 1
248	A_6400010-M&S FurnOffEquip	Maintenance of Compressor Station Equipment	864								$ -
249	A_6790210-Permitting	Maintenance of Compressor Station Equipment	864								$ -
250	A_6010000-1001/A6010000	Maintenance of Measuring and Regulating Station Equipment	865								$ 244
251	A_6010010-1001/R6010010	Maintenance of Measuring and Regulating Station Equipment	865								$ 1
252	A_6010110-Labor Exempt ST	Maintenance of Measuring and Regulating Station Equipment	865								$ 20,966
253	A_6010130-Labor Exempt NonProd	Maintenance of Measuring and Regulating Station Equipment	865								$ 6,300
254	A_6010210-Labor NonExm ST	Maintenance of Measuring and Regulating Station Equipment	865								$ 128,949
255	A_6010220-Labor NonExm OT	Maintenance of Measuring and Regulating Station Equipment	865								$ 32,208
256	A_6010230-Labor NonExm NonProd	Maintenance of Measuring and Regulating Station Equipment	865								$ 23,818
257	A_6010910-Labor OffCycle Bonus	Maintenance of Measuring and Regulating Station Equipment	865								$ 19
258	A_6030010-EE ProfDue Subs Fees	Maintenance of Measuring and Regulating Station Equipment	865								$ -
259	A_6030040-EE Meals 50% Deduct	Maintenance of Measuring and Regulating Station Equipment	865								$ -
260	A_6030060-EE Shoes Uniforms	Maintenance of Measuring and Regulating Station Equipment	865								$ -
261	A_6030070-EE Training	Maintenance of Measuring and Regulating Station Equipment	865								$ -
262	A_6030091-EE Apprec and Gifts	Maintenance of Measuring and Regulating Station Equipment	865								$ -
263	A_6030800-EE Miscellaneous	Maintenance of Measuring and Regulating Station Equipment	865								$ -
264	A_6100070-Consultants-Mgmt	Maintenance of Measuring and Regulating Station Equipment	865								$ -
265	A_6100080-Consultants-Other	Maintenance of Measuring and Regulating Station Equipment	865								$ -
266	A_6100100-Contractor Services	Maintenance of Measuring and Regulating Station Equipment	865								$ -
267	A_6400100-M&S OS Purchases	Maintenance of Measuring and Regulating Station Equipment	865								$ -
268	A_6400500-M&S Parts	Maintenance of Measuring and Regulating Station Equipment	865								$ -
269	A_6401000-M&S Inven Issue	Maintenance of Measuring and Regulating Station Equipment	865								$ -
270	A_6790230-Postage Ship Courier	Maintenance of Measuring and Regulating Station Equipment	865								$ -
271	A_6790320-Fleet Allocation	Maintenance of Measuring and Regulating Station Equipment	865								$ -
272	A_6790321-Stores Allocation	Maintenance of Measuring and Regulating Station Equipment	865								$ -
273	A_6790322-Small Tools Alloc	Maintenance of Measuring and Regulating Station Equipment	865								$ -
274	**Total Transmission Maintenance Expenses**			-	-	-	-	-	-	-	**883,139**
275											
276	**Total Transmission O&M**			$ -	$ -	$ -	$ -	$ -	$ -	$ -	**$ 6,267,492**
277											
278	**Distribution Expenses - Operation:**										
279	A_6010000-1001/A6010000	Operation Supervision and Engineering	870								$ 2,237
280	A_6010010-1001/R6010000	Operation Supervision and Engineering	870								$ 500
281	A_6010110-Labor Exempt ST	Operation Supervision and Engineering	870								$ 1,728,129
282	A_6010130-Labor Exempt NonProd	Operation Supervision and Engineering	870								$ 365,586
283	A_6010210-Labor NonExm ST	Operation Supervision and Engineering	870								$ 1,683,733
284	A_6010220-Labor NonExm OT	Operation Supervision and Engineering	870								$ 307,954
285	A_6010230-Labor NonExm NonProd	Operation Supervision and Engineering	870								$ 301,387
286	A_6010400-Labor Severance	Operation Supervision and Engineering	870								$ -
287	A_6010910-Labor OffCycle Bonus	Operation Supervision and Engineering	870								$ 9,124
288	A_6030010-EE ProfDue Subs Fees	Operation Supervision and Engineering	870								$ -
289	A_6030040-EE Meals 50% Deduct	Operation Supervision and Engineering	870								$ -
290	A_6030050-EE Mileage	Operation Supervision and Engineering	870								$ -

NMGC Exhibit ECB-5
Page 157 of 596

NEW MEXICO GAS COMPANY, INC.

Summary of Specifically Forecasted Items
Base Period - 12 Months Ending March 31, 2023
Future Test Year - 12 Months Ending September 30, 2025

	A	B	C	D	E	F	G	H	I	J
2										
3	Description	Inputs Name	FERC Acct	Total Company Adjusted Base Period Ending 3/31/2023		Base Labor Expense	Base Incentive Compensation Expense	Base Normalize 401K Match	Base Medical and Dental Expense	Base Pension and OPEB Expenses
291	A_6030060-EE Shoes Uniforms	Operation Supervision and Engineering	870	22,144		-				
292	A_6030070-EE Training	Operation Supervision and Engineering	870	11,843		-				
293	A_6030080-EE Travel Lodging	Operation Supervision and Engineering	870	18,536		-				
294	A_6030091-EE Apprec and Gifts	Operation Supervision and Engineering	870	564		-				
295	A_6030800-EE Miscellaneous	Operation Supervision and Engineering	870	8,084		-				
296	A_6100070-Consultants-Mgmt	Operation Supervision and Engineering	870	1,742		-				
297	A_6100080-Consultants-Other	Operation Supervision and Engineering	870	7,068		-				
298	A_6100100-Contractor Services	Operation Supervision and Engineering	870	103,341		-				
299	A_6100150-Printing	Operation Supervision and Engineering	870	444		-				
300	A_6400010-M&S FurnOffEquip	Operation Supervision and Engineering	870	322		-				
301	A_6400020-M&S Gen Office	Operation Supervision and Engineering	870	13,502		-				
302	A_6400070-M&S Safety	Operation Supervision and Engineering	870	1,709		-				
303	A_6400080-M&S Vehicle Fuel	Operation Supervision and Engineering	870	64		-				
304	A_6400100-M&S OS Purchases	Operation Supervision and Engineering	870	5,215		-				
305	A_6400500-M&S Parts	Operation Supervision and Engineering	870	485		-				
306	A_6400510-M&S Small Tools	Operation Supervision and Engineering	870	984		-				
307	A_6401000-M&S Inven Issue	Operation Supervision and Engineering	870	338		-				
308	A_6500010-Transport-Vehicle	Operation Supervision and Engineering	870	233		-				
309	A_6730030-Utilities-Telecom	Operation Supervision and Engineering	870	106		-				
310	A_6730800-Utilities-Other	Operation Supervision and Engineering	870	3,000		-				
311	A_6790199-Fees-Miscellaneous	Operation Supervision and Engineering	870	262		-				
312	A_6790210-Permitting	Operation Supervision and Engineering	870	1,855		-				
313	A_6790230-Postage Ship Courier	Operation Supervision and Engineering	870	610		-				
314	A_6790320-Fleet Allocation	Operation Supervision and Engineering	870	298,557		-				
315	A_6790321-Stores Allocation	Operation Supervision and Engineering	870	405		-				
316	A_6790322-Small Tools Alloc	Operation Supervision and Engineering	870	208		-				
317	A_6010000-1001/A6010000	Mains and Services Expenses	874	3,293		3,293				
318	A_6010010-1001/R6010000	Mains and Services Expenses	874	480		480				
319	A_6010110-Labor Exempt ST	Mains and Services Expenses	874	283,916		283,916				
320	A_6010130-Labor Exempt NonProd	Mains and Services Expenses	874	63,820		63,820				
321	A_6010210-Labor NonExm ST	Mains and Services Expenses	874	1,623,052		1,623,052				
322	A_6010220-Labor NonExm OT	Mains and Services Expenses	874	326,747		326,747				
323	A_6010230-Labor NonExm NonProd	Mains and Services Expenses	874	283,824		283,824				
324	A_6010910-Labor OffCycle Bonus	Mains and Services Expenses	874	517		517				
325	A_6030010-EE ProfDue Subs Fees	Mains and Services Expenses	874	703		-				
326	A_6030040-EE Meals 50% Deduct	Mains and Services Expenses	874	3,612		-				
327	A_6030060-EE Shoes Uniforms	Mains and Services Expenses	874	25,441		-				
328	A_6030070-EE Training	Mains and Services Expenses	874	4,470		-				
329	A_6030080-EE Travel Lodging	Mains and Services Expenses	874	11,241		-				
330	A_6030091-EE Apprec and Gifts	Mains and Services Expenses	874	50		-				
331	A_6030800-EE Miscellaneous	Mains and Services Expenses	874	3,551		-				
332	A_6100070-Consultants-Mgmt	Mains and Services Expenses	874	1,261		-				
333	A_6100080-Consultants-Other	Mains and Services Expenses	874	7,191		-				
334	A_6100100-Contractor Services	Mains and Services Expenses	874	33,913		-				
335	A_6100110-Instrument SvcRepair	Mains and Services Expenses	874	2,474		-				
336	A_6400010-M&S FurnOffEquip	Mains and Services Expenses	874	485		-				
337	A_6400020-M&S Gen Office	Mains and Services Expenses	874	239		-				
338	A_6400070-M&S Safety	Mains and Services Expenses	874	946		-				

NMGC Exhibit ECB-5
Page 158 of 596

NEW MEXICO GAS COMPANY, INC.

Summary of Specifically Forecasted Items
Base Period - 12 Months Ending March 31, 2023
Future Test Year - 12 Months Ending September 30, 2025

	A	B	C	K	L	M	N	O	P	Q	R
2				Adjusted Base Period Separately Forecasted Items to Carry Forward, without separate escalation				Adjusted Base Period Separately Forecasted Items to Carry Forward, without separate escalation			
3	Description	Inputs Name	FERC Acct	Transmission Integrity Program Costs	General Insurance Costs	Non-interest Revolver Adjustment	Espanola Lease Expense	Board of Director Costs	Shared Services Expense	Adjusted Base Period Separately Forecasted Items to Carry Forward	
291	A_6030060-EE Shoes Uniforms	Operation Supervision and Engineering	870							-	
292	A_6030070-EE Training	Operation Supervision and Engineering	870							-	
293	A_6030080-EE Travel Lodging	Operation Supervision and Engineering	870							-	
294	A_6030091-EE Apprec and Gifts	Operation Supervision and Engineering	870							-	
295	A_6030800-EE Miscellaneous	Operation Supervision and Engineering	870							-	
296	A_6100070-Consultants-Mgmt	Operation Supervision and Engineering	870							-	
297	A_6100080-Consultants-Other	Operation Supervision and Engineering	870							-	
298	A_6100100-Contractor Services	Operation Supervision and Engineering	870							-	
299	A_6100150-Printing	Operation Supervision and Engineering	870							-	
300	A_6400010-M&S FurnOffEquip	Operation Supervision and Engineering	870							-	
301	A_6400020-M&S Gen Office	Operation Supervision and Engineering	870							-	
302	A_6400070-M&S Safety	Operation Supervision and Engineering	870							-	
303	A_6400080-M&S Vehicle Fuel	Operation Supervision and Engineering	870							-	
304	A_6400100-M&S OS Purchases	Operation Supervision and Engineering	870							-	
305	A_6400500-M&S Parts	Operation Supervision and Engineering	870							-	
306	A_6400510-M&S Small Tools	Operation Supervision and Engineering	870							-	
307	A_6401000-M&S Inven Issue	Operation Supervision and Engineering	870							-	
308	A_6500010-Transport-Vehicle	Operation Supervision and Engineering	870							-	
309	A_6730030-Utilities-Telecom	Operation Supervision and Engineering	870							-	
310	A_6730800-Utilities-Other	Operation Supervision and Engineering	870							-	
311	A_6790199-Fees-Miscellaneous	Operation Supervision and Engineering	870							-	
312	A_6790210-Permitting	Operation Supervision and Engineering	870							-	
313	A_6790230-Postage Ship Courier	Operation Supervision and Engineering	870							-	
314	A_6790320-Fleet Allocation	Operation Supervision and Engineering	870							-	
315	A_6790321-Stores Allocation	Operation Supervision and Engineering	870							-	
316	A_6790322-Small Tools Alloc	Operation Supervision and Engineering	870							-	
317	A_6010000-1001/A6010000	Mains and Services Expenses	874							3,293	
318	A_6010010-1001/R6010000	Mains and Services Expenses	874							480	
319	A_6010110-Labor Exempt ST	Mains and Services Expenses	874							283,916	
320	A_6010130-Labor Exempt NonProd	Mains and Services Expenses	874							63,820	
321	A_6010210-Labor NonExm ST	Mains and Services Expenses	874							1,623,052	
322	A_6010220-Labor NonExm OT	Mains and Services Expenses	874							326,747	
323	A_6010230-Labor NonExm NonProd	Mains and Services Expenses	874							283,824	
324	A_6010910-Labor OffCycle Bonus	Mains and Services Expenses	874							517	
325	A_6030010-EE ProfDue Subs Fees	Mains and Services Expenses	874							-	
326	A_6030040-EE Meals 50% Deduct	Mains and Services Expenses	874							-	
327	A_6030060-EE Shoes Uniforms	Mains and Services Expenses	874							-	
328	A_6030070-EE Training	Mains and Services Expenses	874							-	
329	A_6030080-EE Travel Lodging	Mains and Services Expenses	874							-	
330	A_6030091-EE Apprec and Gifts	Mains and Services Expenses	874							-	
331	A_6030800-EE Miscellaneous	Mains and Services Expenses	874							-	
332	A_6100070-Consultants-Mgmt	Mains and Services Expenses	874							-	
333	A_6100080-Consultants-Other	Mains and Services Expenses	874							-	
334	A_6100100-Contractor Services	Mains and Services Expenses	874							-	
335	A_6100110-Instrument SvcRepair	Mains and Services Expenses	874							-	
336	A_6400010-M&S FurnOffEquip	Mains and Services Expenses	874							-	
337	A_6400020-M&S Gen Office	Mains and Services Expenses	874							-	
338	A_6400070-M&S Safety	Mains and Services Expenses	874							-	

NMGC Exhibit ECB-5
Page 159 of 596

NEW MEXICO GAS COMPANY, INC.

Summary of Specifically Forecasted Items
Base Period - 12 Months Ending March 31, 2023
Future Test Year - 12 Months Ending September 30, 2025

	A	B	C	S	T	U	V	W	X	Y
2				Linkage 1 Separately Forecasted Items						
3	Description	Inputs Name	FERC Acct	Linkage Period 1 Labor Expense	Linkage Period 1 Incentive Compensation Expense	Linkage Period 1 Normalize 401K Match	Linkage 1 Medical and Dental Expense	Linkage 1 Pension and OPEB Expenses	Linkage 1 Transmission Integrity Program Costs	Linkage 1 General Insurance Costs
291	A_6030060-EE Shoes Uniforms	Operation Supervision and Engineering	870	-						
292	A_6030070-EE Training	Operation Supervision and Engineering	870	-						
293	A_6030080-EE Travel Lodging	Operation Supervision and Engineering	870	-						
294	A_6030091-EE Apprec and Gifts	Operation Supervision and Engineering	870	-						
295	A_6030800-EE Miscellaneous	Operation Supervision and Engineering	870	-						
296	A_6100070-Consultants-Mgmt	Operation Supervision and Engineering	870	-						
297	A_6100080-Consultants-Other	Operation Supervision and Engineering	870	-						
298	A_6100100-Contractor Services	Operation Supervision and Engineering	870	-						
299	A_6100150-Printing	Operation Supervision and Engineering	870	-						
300	A_6400010-M&S FurnOffEquip	Operation Supervision and Engineering	870	-						
301	A_6400020-M&S Gen Office	Operation Supervision and Engineering	870	-						
302	A_6400070-M&S Safety	Operation Supervision and Engineering	870	-						
303	A_6400080-M&S Vehicle Fuel	Operation Supervision and Engineering	870	-						
304	A_6400100-M&S OS Purchases	Operation Supervision and Engineering	870	-						
305	A_6400500-M&S Parts	Operation Supervision and Engineering	870	-						
306	A_6400510-M&S Small Tools	Operation Supervision and Engineering	870	-						
307	A_6401000-M&S Inven Issue	Operation Supervision and Engineering	870	-						
308	A_6500010-Transport-Vehicle	Operation Supervision and Engineering	870	-						
309	A_6730030-Utilities-Telecom	Operation Supervision and Engineering	870	-						
310	A_6730800-Utilities-Other	Operation Supervision and Engineering	870	-						
311	A_6790199-Fees-Miscellaneous	Operation Supervision and Engineering	870	-						
312	A_6790210-Permitting	Operation Supervision and Engineering	870	-						
313	A_6790230-Postage Ship Courier	Operation Supervision and Engineering	870	-						
314	A_6790320-Fleet Allocation	Operation Supervision and Engineering	870	-						
315	A_6790321-Stores Allocation	Operation Supervision and Engineering	870	-						
316	A_6790322-Small Tools Alloc	Operation Supervision and Engineering	870	-						
317	A_6010000-1001/A6010000	Mains and Services Expenses	874	3,351						
318	A_6010010-1001/R6010000	Mains and Services Expenses	874	489						
319	A_6010110-Labor Exempt ST	Mains and Services Expenses	874	288,885						
320	A_6010130-Labor Exempt NonProd	Mains and Services Expenses	874	64,937						
321	A_6010210-Labor NonExm ST	Mains and Services Expenses	874	1,651,455						
322	A_6010220-Labor NonExm OT	Mains and Services Expenses	874	332,465						
323	A_6010230-Labor NonExm NonProd	Mains and Services Expenses	874	288,791						
324	A_6010910-Labor OffCycle Bonus	Mains and Services Expenses	874	526						
325	A_6030010-EE ProfDue Subs Fees	Mains and Services Expenses	874	-						
326	A_6030040-EE Meals 50% Deduct	Mains and Services Expenses	874	-						
327	A_6030060-EE Shoes Uniforms	Mains and Services Expenses	874	-						
328	A_6030070-EE Training	Mains and Services Expenses	874	-						
329	A_6030080-EE Travel Lodging	Mains and Services Expenses	874	-						
330	A_6030091-EE Apprec and Gifts	Mains and Services Expenses	874	-						
331	A_6030800-EE Miscellaneous	Mains and Services Expenses	874	-						
332	A_6100070-Consultants-Mgmt	Mains and Services Expenses	874	-						
333	A_6100080-Consultants-Other	Mains and Services Expenses	874	-						
334	A_6100100-Contractor Services	Mains and Services Expenses	874	-						
335	A_6100110-Instrument SvcRepair	Mains and Services Expenses	874	-						
336	A_6400010-M&S FurnOffEquip	Mains and Services Expenses	874	-						
337	A_6400020-M&S Gen Office	Mains and Services Expenses	874	-						
338	A_6400070-M&S Safety	Mains and Services Expenses	874	-						

NMGC Exhibit ECB-5
Page 160 of 596

Sponsored by NMGC Witness Erik C. Buchanan

WP 4 OM Separately Forecasted

NEW MEXICO GAS COMPANY, INC.

Summary of Specifically Forecasted Items
Base Period - 12 Months Ending March 31, 2023
Future Test Year - 12 Months Ending September 30, 2025

	A	B	C	Z	AA	AB	AC	AD	AE	AF	AG
2				Linkage 1 Separately Forecasted Items							
3	Description	Inputs Name	FERC Acct	Linkage 1 Facilities Security	Linkage 1 Non-interest Revolver Adjustment	Linkage 1 Espanola Lease Expense	Linkage 1 Board of Director Costs	Linkage 1 Shared Services Expense	Linkage 1 Remove Allocated LTIP Expenses	Total Linkage 1 Period Separately Forecasted Items	
291	A_6030060-EE Shoes Uniforms	Operation Supervision and Engineering	870							$ -	
292	A_6030070-EE Training	Operation Supervision and Engineering	870							$ -	
293	A_6030080-EE Travel Lodging	Operation Supervision and Engineering	870							$ -	
294	A_6030091-EE Apprec and Gifts	Operation Supervision and Engineering	870							$ -	
295	A_6030800-EE Miscellaneous	Operation Supervision and Engineering	870							$ -	
296	A_6100070-Consultants-Mgmt	Operation Supervision and Engineering	870							$ -	
297	A_6100080-Consultants-Other	Operation Supervision and Engineering	870							$ -	
298	A_6100100-Contractor Services	Operation Supervision and Engineering	870							$ -	
299	A_6100150-Printing	Operation Supervision and Engineering	870							$ -	
300	A_6400010-M&S FurnOffEquip	Operation Supervision and Engineering	870							$ -	
301	A_6400020-M&S Gen Office	Operation Supervision and Engineering	870							$ -	
302	A_6400070-M&S Safety	Operation Supervision and Engineering	870							$ -	
303	A_6400080-M&S Vehicle Fuel	Operation Supervision and Engineering	870							$ -	
304	A_6400100-M&S OS Purchases	Operation Supervision and Engineering	870							$ -	
305	A_6400500-M&S Parts	Operation Supervision and Engineering	870							$ -	
306	A_6400510-M&S Small Tools	Operation Supervision and Engineering	870							$ -	
307	A_6401000-M&S Inven Issue	Operation Supervision and Engineering	870							$ -	
308	A_6500010-Transport-Vehicle	Operation Supervision and Engineering	870							$ -	
309	A_6730030-Utilities-Telecom	Operation Supervision and Engineering	870							$ -	
310	A_6730800-Utilities-Other	Operation Supervision and Engineering	870							$ -	
311	A_6790199-Fees-Miscellaneous	Operation Supervision and Engineering	870							$ -	
312	A_6790210-Permitting	Operation Supervision and Engineering	870							$ -	
313	A_6790230-Postage Ship Courier	Operation Supervision and Engineering	870							$ -	
314	A_6790320-Fleet Allocation	Operation Supervision and Engineering	870							$ -	
315	A_6790321-Stores Allocation	Operation Supervision and Engineering	870							$ -	
316	A_6790322-Small Tools Alloc	Operation Supervision and Engineering	870							$ -	
317	A_6010000-1001/A6010000	Mains and Services Expenses	874							$ 3,351	
318	A_6010010-1001/R6010000	Mains and Services Expenses	874							$ 489	
319	A_6010110-Labor Exempt ST	Mains and Services Expenses	874							$ 288,885	
320	A_6010130-Labor Exempt NonProd	Mains and Services Expenses	874							$ 64,937	
321	A_6010210-Labor NonExm ST	Mains and Services Expenses	874							$ 1,651,455	
322	A_6010220-Labor NonExm OT	Mains and Services Expenses	874							$ 332,465	
323	A_6010230-Labor NonExm NonProd	Mains and Services Expenses	874							$ 288,791	
324	A_6010910-Labor OffCycle Bonus	Mains and Services Expenses	874							$ 526	
325	A_6030010-EE ProfDue Subs Fees	Mains and Services Expenses	874							$ -	
326	A_6030040-EE Meals 50% Deduct	Mains and Services Expenses	874							$ -	
327	A_6030060-EE Shoes Uniforms	Mains and Services Expenses	874							$ -	
328	A_6030070-EE Training	Mains and Services Expenses	874							$ -	
329	A_6030080-EE Travel Lodging	Mains and Services Expenses	874							$ -	
330	A_6030091-EE Apprec and Gifts	Mains and Services Expenses	874							$ -	
331	A_6030800-EE Miscellaneous	Mains and Services Expenses	874							$ -	
332	A_6100070-Consultants-Mgmt	Mains and Services Expenses	874							$ -	
333	A_6100080-Consultants-Other	Mains and Services Expenses	874							$ -	
334	A_6100100-Contractor Services	Mains and Services Expenses	874							$ -	
335	A_6100110-Instrument SvcRepair	Mains and Services Expenses	874							$ -	
336	A_6400010-M&S FurnOffEquip	Mains and Services Expenses	874							$ -	
337	A_6400020-M&S Gen Office	Mains and Services Expenses	874							$ -	
338	A_6400070-M&S Safety	Mains and Services Expenses	874							$ -	

NMGC Exhibit ECB-5
Page 161 of 596

NEW MEXICO GAS COMPANY, INC.

Summary of Specifically Forecasted Items
Base Period - 12 Months Ending March 31, 2023
Future Test Year - 12 Months Ending September 30, 2025

	A	B	C	AH	AI	AJ	AK	AL	AM	AN
2				Linkage 2 Separately Forecasted Items						
3	Description	Inputs Name	FERC Acct	Linkage 2 Period Labor Expense	Linkage 2 Period Incentive Compensation Expense	Linkage Period 2 Normalize 401K Match	Linkage 2 Medical and Dental Expense	Linkage 2 Pension and OPEB Expenses	Linkage 2 Transmission Integrity Program Costs	Linkage 2 Period General Insurance Costs
291	A_6030060-EE Shoes Uniforms	Operation Supervision and Engineering	870	$ -						
292	A_6030070-EE Training	Operation Supervision and Engineering	870	$ -						
293	A_6030080-EE Travel Lodging	Operation Supervision and Engineering	870	$ -						
294	A_6030091-EE Apprec and Gifts	Operation Supervision and Engineering	870	$ -						
295	A_6030800-EE Miscellaneous	Operation Supervision and Engineering	870	$ -						
296	A_6100070-Consultants-Mgmt	Operation Supervision and Engineering	870	$ -						
297	A_6100080-Consultants-Other	Operation Supervision and Engineering	870	$ -						
298	A_6100100-Contractor Services	Operation Supervision and Engineering	870	$ -						
299	A_6100150-Printing	Operation Supervision and Engineering	870	$ -						
300	A_6400010-M&S FurnOffEquip	Operation Supervision and Engineering	870	$ -						
301	A_6400020-M&S Gen Office	Operation Supervision and Engineering	870	$ -						
302	A_6400070-M&S Safety	Operation Supervision and Engineering	870	$ -						
303	A_6400080-M&S Vehicle Fuel	Operation Supervision and Engineering	870	$ -						
304	A_6400100-M&S OS Purchases	Operation Supervision and Engineering	870	$ -						
305	A_6400500-M&S Parts	Operation Supervision and Engineering	870	$ -						
306	A_6400510-M&S Small Tools	Operation Supervision and Engineering	870	$ -						
307	A_6401000-M&S Inven Issue	Operation Supervision and Engineering	870	$ -						
308	A_6500010-Transport-Vehicle	Operation Supervision and Engineering	870	$ -						
309	A_6730030-Utilities-Telecom	Operation Supervision and Engineering	870	$ -						
310	A_6730800-Utilities-Other	Operation Supervision and Engineering	870	$ -						
311	A_6790199-Fees-Miscellaneous	Operation Supervision and Engineering	870	$ -						
312	A_6790210-Permitting	Operation Supervision and Engineering	870	$ -						
313	A_6790230-Postage Ship Courier	Operation Supervision and Engineering	870	$ -						
314	A_6790320-Fleet Allocation	Operation Supervision and Engineering	870	$ -						
315	A_6790321-Stores Allocation	Operation Supervision and Engineering	870	$ -						
316	A_6790322-Small Tools Alloc	Operation Supervision and Engineering	870	$ -						
317	A_6010000-1001/A6010000	Mains and Services Expenses	874	$ 3,408						
318	A_6010010-1001/R6010000	Mains and Services Expenses	874	$ 497						
319	A_6010110-Labor Exempt ST	Mains and Services Expenses	874	$ 293,853						
320	A_6010130-Labor Exempt NonProd	Mains and Services Expenses	874	$ 66,054						
321	A_6010210-Labor NonExm ST	Mains and Services Expenses	874	$ 1,679,859						
322	A_6010220-Labor NonExm OT	Mains and Services Expenses	874	$ 338,183						
323	A_6010230-Labor NonExm NonProd	Mains and Services Expenses	874	$ 293,758						
324	A_6010910-Labor OffCycle Bonus	Mains and Services Expenses	874	$ 535						
325	A_6030010-EE ProfDue Subs Fees	Mains and Services Expenses	874	$ -						
326	A_6030040-EE Meals 50% Deduct	Mains and Services Expenses	874	$ -						
327	A_6030060-EE Shoes Uniforms	Mains and Services Expenses	874	$ -						
328	A_6030070-EE Training	Mains and Services Expenses	874	$ -						
329	A_6030080-EE Travel Lodging	Mains and Services Expenses	874	$ -						
330	A_6030091-EE Apprec and Gifts	Mains and Services Expenses	874	$ -						
331	A_6030800-EE Miscellaneous	Mains and Services Expenses	874	$ -						
332	A_6100070-Consultants-Mgmt	Mains and Services Expenses	874	$ -						
333	A_6100080-Consultants-Other	Mains and Services Expenses	874	$ -						
334	A_6100100-Contractor Services	Mains and Services Expenses	874	$ -						
335	A_6100110-Instrument SvcRepair	Mains and Services Expenses	874	$ -						
336	A_6400010-M&S FurnOffEquip	Mains and Services Expenses	874	$ -						
337	A_6400020-M&S Gen Office	Mains and Services Expenses	874	$ -						
338	A_6400070-M&S Safety	Mains and Services Expenses	874	$ -						

NMGC Exhibit ECB-5
Page 162 of 596

NEW MEXICO GAS COMPANY, INC.

Summary of Specifically Forecasted Items
Base Period - 12 Months Ending March 31, 2023
Future Test Year - 12 Months Ending September 30, 2025

	A	B	C	AO	AP	AQ	AR	AS	AT	AU	AV
2				Linkage 2 Separately Forecasted Items							
3	Description	Inputs Name	FERC Acct	Linkage 2 Facilities Security	Linkage 2 Non-interest Revolver Adjustment	Linkage 2 Espanola Lease Expense	Linkage 2 Board of Director Costs	Linkage 2 Shared Services Expense	Linkage 2 Remove Allocated LTIP Expenses	Total Linkage 2 Period Separately Forecasted Items	
291	A_6030060-EE Shoes Uniforms	Operation Supervision and Engineering	870							$ -	
292	A_6030070-EE Training	Operation Supervision and Engineering	870							$ -	
293	A_6030080-EE Travel Lodging	Operation Supervision and Engineering	870							$ -	
294	A_6030091-EE Apprec and Gifts	Operation Supervision and Engineering	870							$ -	
295	A_6030800-EE Miscellaneous	Operation Supervision and Engineering	870							$ -	
296	A_6100070-Consultants-Mgmt	Operation Supervision and Engineering	870							$ -	
297	A_6100080-Consultants-Other	Operation Supervision and Engineering	870							$ -	
298	A_6100100-Contractor Services	Operation Supervision and Engineering	870							$ -	
299	A_6100150-Printing	Operation Supervision and Engineering	870							$ -	
300	A_6400010-M&S FurnOffEquip	Operation Supervision and Engineering	870							$ -	
301	A_6400020-M&S Gen Office	Operation Supervision and Engineering	870							$ -	
302	A_6400070-M&S Safety	Operation Supervision and Engineering	870							$ -	
303	A_6400080-M&S Vehicle Fuel	Operation Supervision and Engineering	870							$ -	
304	A_6400100-M&S OS Purchases	Operation Supervision and Engineering	870							$ -	
305	A_6400500-M&S Parts	Operation Supervision and Engineering	870							$ -	
306	A_6400510-M&S Small Tools	Operation Supervision and Engineering	870							$ -	
307	A_6401000-M&S Inven Issue	Operation Supervision and Engineering	870							$ -	
308	A_6500010-Transport-Vehicle	Operation Supervision and Engineering	870							$ -	
309	A_6730030-Utilities-Telecom	Operation Supervision and Engineering	870							$ -	
310	A_6730800-Utilities-Other	Operation Supervision and Engineering	870							$ -	
311	A_6790199-Fees-Miscellaneous	Operation Supervision and Engineering	870							$ -	
312	A_6790210-Permitting	Operation Supervision and Engineering	870							$ -	
313	A_6790230-Postage Ship Courier	Operation Supervision and Engineering	870							$ -	
314	A_6790320-Fleet Allocation	Operation Supervision and Engineering	870							$ -	
315	A_6790321-Stores Allocation	Operation Supervision and Engineering	870							$ -	
316	A_6790322-Small Tools Alloc	Operation Supervision and Engineering	870							$ -	
317	A_6010000-1001/A6010000	Mains and Services Expenses	874							$ 3,408	
318	A_6010010-1001/R6010000	Mains and Services Expenses	874							$ 497	
319	A_6010110-Labor Exempt ST	Mains and Services Expenses	874							$ 293,853	
320	A_6010130-Labor Exempt NonProd	Mains and Services Expenses	874							$ 66,054	
321	A_6010210-Labor NonExm ST	Mains and Services Expenses	874							$ 1,679,859	
322	A_6010220-Labor NonExm OT	Mains and Services Expenses	874							$ 338,183	
323	A_6010230-Labor NonExm NonProd	Mains and Services Expenses	874							$ 293,758	
324	A_6010910-Labor OffCycle Bonus	Mains and Services Expenses	874							$ 535	
325	A_6030010-EE ProfDue Subs Fees	Mains and Services Expenses	874							$ -	
326	A_6030040-EE Meals 50% Deduct	Mains and Services Expenses	874							$ -	
327	A_6030060-EE Shoes Uniforms	Mains and Services Expenses	874							$ -	
328	A_6030070-EE Training	Mains and Services Expenses	874							$ -	
329	A_6030080-EE Travel Lodging	Mains and Services Expenses	874							$ -	
330	A_6030091-EE Apprec and Gifts	Mains and Services Expenses	874							$ -	
331	A_6030800-EE Miscellaneous	Mains and Services Expenses	874							$ -	
332	A_6100070-Consultants-Mgmt	Mains and Services Expenses	874							$ -	
333	A_6100080-Consultants-Other	Mains and Services Expenses	874							$ -	
334	A_6100100-Contractor Services	Mains and Services Expenses	874							$ -	
335	A_6100110-Instrument SvcRepair	Mains and Services Expenses	874							$ -	
336	A_6400010-M&S FurnOffEquip	Mains and Services Expenses	874							$ -	
337	A_6400020-M&S Gen Office	Mains and Services Expenses	874							$ -	
338	A_6400070-M&S Safety	Mains and Services Expenses	874							$ -	

NMGC Exhibit ECB-5
Page 163 of 596

NEW MEXICO GAS COMPANY, INC.

Summary of Specifically Forecasted Items
Base Period - 12 Months Ending March 31, 2023
Future Test Year - 12 Months Ending September 30, 2025

	A	B	C	AW	AX	AY	AZ	BA	BB	BC
2				Test Period Separately Forecasted Items						
3	Description	Inputs Name	FERC Acct	Test Period Labor Expense	Test Period Incentive Compensation	Test Period Normalize 401K Match	Test Period Medical and Dental Expense	Test Period Pension and OPEB Expenses(2)	Test Period Transmission Integrity Program Costs	Test Period General Insurance Costs
291	A_6030060-EE Shoes Uniforms	Operation Supervision and Engineering	870	$ -						
292	A_6030070-EE Training	Operation Supervision and Engineering	870	$ -						
293	A_6030080-EE Travel Lodging	Operation Supervision and Engineering	870	$ -						
294	A_6030091-EE Apprec and Gifts	Operation Supervision and Engineering	870	$ -						
295	A_6030800-EE Miscellaneous	Operation Supervision and Engineering	870	$ -						
296	A_6100070-Consultants-Mgmt	Operation Supervision and Engineering	870	$ -						
297	A_6100080-Consultants-Other	Operation Supervision and Engineering	870	$ -						
298	A_6100100-Contractor Services	Operation Supervision and Engineering	870	$ -						
299	A_6100150-Printing	Operation Supervision and Engineering	870	$ -						
300	A_6400010-M&S FurnOffEquip	Operation Supervision and Engineering	870	$ -						
301	A_6400020-M&S Gen Office	Operation Supervision and Engineering	870	$ -						
302	A_6400070-M&S Safety	Operation Supervision and Engineering	870	$ -						
303	A_6400080-M&S Vehicle Fuel	Operation Supervision and Engineering	870	$ -						
304	A_6400100-M&S OS Purchases	Operation Supervision and Engineering	870	$ -						
305	A_6400500-M&S Parts	Operation Supervision and Engineering	870	$ -						
306	A_6400510-M&S Small Tools	Operation Supervision and Engineering	870	$ -						
307	A_6401000-M&S Inven Issue	Operation Supervision and Engineering	870	$ -						
308	A_6500010-Transport-Vehicle	Operation Supervision and Engineering	870	$ -						
309	A_6730030-Utilities-Telecom	Operation Supervision and Engineering	870	$ -						
310	A_6730800-Utilities-Other	Operation Supervision and Engineering	870	$ -						
311	A_6790199-Fees-Miscellaneous	Operation Supervision and Engineering	870	$ -						
312	A_6790210-Permitting	Operation Supervision and Engineering	870	$ -						
313	A_6790230-Postage Ship Courier	Operation Supervision and Engineering	870	$ -						
314	A_6790320-Fleet Allocation	Operation Supervision and Engineering	870	$ -						
315	A_6790321-Stores Allocation	Operation Supervision and Engineering	870	$ -						
316	A_6790322-Small Tools Alloc	Operation Supervision and Engineering	870	$ -						
317	A_6010000-1001/A6010000	Mains and Services Expenses	874	$ 3,791						
318	A_6010010-1001/R6010000	Mains and Services Expenses	874	$ 553						
319	A_6010110-Labor Exempt ST	Mains and Services Expenses	874	$ 326,843						
320	A_6010130-Labor Exempt NonProd	Mains and Services Expenses	874	$ 73,469						
321	A_6010210-Labor NonExm ST	Mains and Services Expenses	874	$ 1,868,450						
322	A_6010220-Labor NonExm OT	Mains and Services Expenses	874	$ 376,150						
323	A_6010230-Labor NonExm NonProd	Mains and Services Expenses	874	$ 326,737						
324	A_6010910-Labor OffCycle Bonus	Mains and Services Expenses	874	$ 595						
325	A_6030010-EE ProfDue Subs Fees	Mains and Services Expenses	874	$ -						
326	A_6030040-EE Meals 50% Deduct	Mains and Services Expenses	874	$ -						
327	A_6030060-EE Shoes Uniforms	Mains and Services Expenses	874	$ -						
328	A_6030070-EE Training	Mains and Services Expenses	874	$ -						
329	A_6030080-EE Travel Lodging	Mains and Services Expenses	874	$ -						
330	A_6030091-EE Apprec and Gifts	Mains and Services Expenses	874	$ -						
331	A_6030800-EE Miscellaneous	Mains and Services Expenses	874	$ -						
332	A_6100070-Consultants-Mgmt	Mains and Services Expenses	874	$ -						
333	A_6100080-Consultants-Other	Mains and Services Expenses	874	$ -						
334	A_6100100-Contractor Services	Mains and Services Expenses	874	$ -						
335	A_6100110-Instrument SvcRepair	Mains and Services Expenses	874	$ -						
336	A_6400010-M&S FurnOffEquip	Mains and Services Expenses	874	$ -						
337	A_6400020-M&S Gen Office	Mains and Services Expenses	874	$ -						
338	A_6400070-M&S Safety	Mains and Services Expenses	874	$ -						

NMGC Exhibit ECB-5
Page 164 of 596

NEW MEXICO GAS COMPANY, INC.

Summary of Specifically Forecasted Items
Base Period - 12 Months Ending March 31, 2023
Future Test Year - 12 Months Ending September 30, 2025

	A	B	C	BD	BE	BF	BG	BH	BI	BJ	BK
2				Test Period Separately Forecasted Items							
3	Description	Inputs Name	FERC Acct	Test Period Non-interest Revolver Adjustment	Adjust Espanola Lease	Future Test Year Period Facilities Security	Future Test Period Board of Director Costs	Hansen CIS Expense	Future Test Period Shared Services Expense	Future Test Year Period Remove Allocated LTIP Expenses	Total Test Period Separately Forecasted Items
291	A_6030060-EE Shoes Uniforms	Operation Supervision and Engineering	870								$ -
292	A_6030070-EE Training	Operation Supervision and Engineering	870								$ -
293	A_6030080-EE Travel Lodging	Operation Supervision and Engineering	870								$ -
294	A_6030091-EE Apprec and Gifts	Operation Supervision and Engineering	870								$ -
295	A_6030800-EE Miscellaneous	Operation Supervision and Engineering	870								$ -
296	A_6100070-Consultants-Mgmt	Operation Supervision and Engineering	870								$ -
297	A_6100080-Consultants-Other	Operation Supervision and Engineering	870								$ -
298	A_6100100-Contractor Services	Operation Supervision and Engineering	870								$ -
299	A_6100150-Printing	Operation Supervision and Engineering	870								$ -
300	A_6400010-M&S FurnOffEquip	Operation Supervision and Engineering	870								$ -
301	A_6400020-M&S Gen Office	Operation Supervision and Engineering	870								$ -
302	A_6400070-M&S Safety	Operation Supervision and Engineering	870								$ -
303	A_6400080-M&S Vehicle Fuel	Operation Supervision and Engineering	870								$ -
304	A_6400100-M&S OS Purchases	Operation Supervision and Engineering	870								$ -
305	A_6400500-M&S Parts	Operation Supervision and Engineering	870								$ -
306	A_6400510-M&S Small Tools	Operation Supervision and Engineering	870								$ -
307	A_6401000-M&S Inven Issue	Operation Supervision and Engineering	870								$ -
308	A_6500010-Transport-Vehicle	Operation Supervision and Engineering	870								$ -
309	A_6730030-Utilities-Telecom	Operation Supervision and Engineering	870								$ -
310	A_6730800-Utilities-Other	Operation Supervision and Engineering	870								$ -
311	A_6790199-Fees-Miscellaneous	Operation Supervision and Engineering	870								$ -
312	A_6790210-Permitting	Operation Supervision and Engineering	870								$ -
313	A_6790230-Postage Ship Courier	Operation Supervision and Engineering	870								$ -
314	A_6790320-Fleet Allocation	Operation Supervision and Engineering	870								$ -
315	A_6790321-Stores Allocation	Operation Supervision and Engineering	870								$ -
316	A_6790322-Small Tools Alloc	Operation Supervision and Engineering	870								$ -
317	A_6010000-1001/A6010000	Mains and Services Expenses	874								$ 3,791
318	A_6010010-1001/R6010000	Mains and Services Expenses	874								$ 553
319	A_6010110-Labor Exempt ST	Mains and Services Expenses	874								$ 326,843
320	A_6010130-Labor Exempt NonProd	Mains and Services Expenses	874								$ 73,469
321	A_6010210-Labor NonExm ST	Mains and Services Expenses	874								$ 1,868,450
322	A_6010220-Labor NonExm OT	Mains and Services Expenses	874								$ 376,150
323	A_6010230-Labor NonExm NonProd	Mains and Services Expenses	874								$ 326,737
324	A_6010910-Labor OffCycle Bonus	Mains and Services Expenses	874								$ 595
325	A_6030010-EE ProfDue Subs Fees	Mains and Services Expenses	874								$ -
326	A_6030040-EE Meals 50% Deduct	Mains and Services Expenses	874								$ -
327	A_6030060-EE Shoes Uniforms	Mains and Services Expenses	874								$ -
328	A_6030070-EE Training	Mains and Services Expenses	874								$ -
329	A_6030080-EE Travel Lodging	Mains and Services Expenses	874								$ -
330	A_6030091-EE Apprec and Gifts	Mains and Services Expenses	874								$ -
331	A_6030800-EE Miscellaneous	Mains and Services Expenses	874								$ -
332	A_6100070-Consultants-Mgmt	Mains and Services Expenses	874								$ -
333	A_6100080-Consultants-Other	Mains and Services Expenses	874								$ -
334	A_6100100-Contractor Services	Mains and Services Expenses	874								$ -
335	A_6100110-Instrument SvcRepair	Mains and Services Expenses	874								$ -
336	A_6400010-M&S FurnOffEquip	Mains and Services Expenses	874								$ -
337	A_6400020-M&S Gen Office	Mains and Services Expenses	874								$ -
338	A_6400070-M&S Safety	Mains and Services Expenses	874								$ -

NMGC Exhibit ECB-5
Page 165 of 596

NEW MEXICO GAS COMPANY, INC.

Summary of Specifically Forecasted Items
Base Period - 12 Months Ending March 31, 2023
Future Test Year - 12 Months Ending September 30, 2025

	A	B	C	D	E	F	G	H	I	J
2										
3	Description	Inputs Name	FERC Acct	Total Company Adjusted Base Period Ending 3/31/2023		Base Labor Expense	Base Incentive Compensation Expense	Base Normalize 401K Match	Base Medical and Dental Expense	Base Pension and OPEB Expenses
339	A_6400080-M&S Vehicle Fuel	Mains and Services Expenses	874	82		-				
340	A_6400100-M&S OS Purchases	Mains and Services Expenses	874	11,425		-				
341	A_6400500-M&S Parts	Mains and Services Expenses	874	15,362		-				
342	A_6400510-M&S Small Tools	Mains and Services Expenses	874	5,438		-				
343	A_6401000-M&S Inven Issue	Mains and Services Expenses	874	35,897		-				
344	A_6710060-ST Rent-Vehicle	Mains and Services Expenses	874	1,270		-				
345	A_6730030-Utilities-Telecom	Mains and Services Expenses	874	55		-				
346	A_6790199-Fees-Miscellaneous	Mains and Services Expenses	874	159		-				
347	A_6790210-Permitting	Mains and Services Expenses	874	3,658		-				
348	A_6790230-Postage Ship Courier	Mains and Services Expenses	874	732		-				
349	A_6790320-Fleet Allocation	Mains and Services Expenses	874	330,895		-				
350	A_6790321-Stores Allocation	Mains and Services Expenses	874	5,830		-				
351	A_6790322-Small Tools Alloc	Mains and Services Expenses	874	1,596		-				
352	A_6790800-Other Oper-Misc	Mains and Services Expenses	874	166,489		-				
353	A_7103060-CIAC	Mains and Services Expenses	874	(760)		-				
354	A_6010000-1001/A6010000	Measuring and Regulating Station Expenses	875	643		643				
355	A_6010010-1001/R6010000	Measuring and Regulating Station Expenses	875	109		109				
356	A_6010110-Labor Exempt ST	Measuring and Regulating Station Expenses	875	90,310		90,310				
357	A_6010130-Labor Exempt NonProd	Measuring and Regulating Station Expenses	875	17,849		17,849				
358	A_6010210-Labor NonExm ST	Measuring and Regulating Station Expenses	875	503,691		503,691				
359	A_6010220-Labor NonExm OT	Measuring and Regulating Station Expenses	875	78,974		78,974				
360	A_6010230-Labor NonExm NonProd	Measuring and Regulating Station Expenses	875	85,113		85,113				
361	A_6010910-Labor OffCycle Bonus	Measuring and Regulating Station Expenses	875	113		113				
362	A_6018999-Labor Exp Reclass	Measuring and Regulating Station Expenses	875	926		926				
363	A_6030010-EE ProfDue Subs Fees	Measuring and Regulating Station Expenses	875	4		-				
364	A_6030040-EE Meals 50% Deduct	Measuring and Regulating Station Expenses	875	1,373		-				
365	A_6030060-EE Shoes Uniforms	Measuring and Regulating Station Expenses	875	7,240		-				
366	A_6030070-EE Training	Measuring and Regulating Station Expenses	875	1,184		-				
367	A_6030080-EE Travel Lodging	Measuring and Regulating Station Expenses	875	3,216		-				
368	A_6030091-EE Apprec and Gifts	Measuring and Regulating Station Expenses	875	3		-				
369	A_6030800-EE Miscellaneous	Measuring and Regulating Station Expenses	875	440		-				
370	A_6100010-Advertising	Measuring and Regulating Station Expenses	875	2,283		-				
371	A_6100070-Consultants-Mgmt	Measuring and Regulating Station Expenses	875	348		-				
372	A_6100080-Consultants-Other	Measuring and Regulating Station Expenses	875	29,783		-				
373	A_6100100-Contractor Services	Measuring and Regulating Station Expenses	875	34,900		-				
374	A_6100110-Instrument SvcRepair	Measuring and Regulating Station Expenses	875	9,120		-				
375	A_6100120-Tool Service/Repair	Measuring and Regulating Station Expenses	875	7,904		-				
376	A_6400010-M&S FurnOffEquip	Measuring and Regulating Station Expenses	875	124		-				
377	A_6400020-M&S Gen Office	Measuring and Regulating Station Expenses	875	269		-				
378	A_6400070-M&S Safety	Measuring and Regulating Station Expenses	875	464		-				
379	A_6400100-M&S OS Purchases	Measuring and Regulating Station Expenses	875	53,462		-				
380	A_6400500-M&S Parts	Measuring and Regulating Station Expenses	875	51,250		-				
381	A_6400510-M&S Small Tools	Measuring and Regulating Station Expenses	875	7,170		-				
382	A_6401000-M&S Inven Issue	Measuring and Regulating Station Expenses	875	209,052		-				
383	A_6720020-LTLease-NonOffEquip	Measuring and Regulating Station Expenses	875	2,893		-				
384	A_6790199-Fees-Miscellaneous	Measuring and Regulating Station Expenses	875	75		-				
385	A_6790230-Postage Ship Courier	Measuring and Regulating Station Expenses	875	2,200		-				
386	A_6790320-Fleet Allocation	Measuring and Regulating Station Expenses	875	78,739		-				

NMGC Exhibit ECB-5
Page 166 of 596

NEW MEXICO GAS COMPANY, INC.

Summary of Specifically Forecasted Items
Base Period - 12 Months Ending March 31, 2023
Future Test Year - 12 Months Ending September 30, 2025

	A	B	C	K	L	M	N	O	P	Q	R
2				Adjusted Base Period Separately Forecasted Items to Carry Forward, without separate escalation				Adjusted Base Period Separately Forecasted Items to Carry Forward, without separate escalation			
3	Description	Inputs Name	FERC Acct	Transmission Integrity Program Costs	General Insurance Costs	Non-interest Revolver Adjustment	Espanola Lease Expense	Board of Director Costs	Shared Services Expense	Adjusted Base Period Separately Forecasted Items to Carry Forward	
339	A_6400080-M&S Vehicle Fuel	Mains and Services Expenses	874							-	
340	A_6400100-M&S OS Purchases	Mains and Services Expenses	874							-	
341	A_6400500-M&S Parts	Mains and Services Expenses	874							-	
342	A_6400510-M&S Small Tools	Mains and Services Expenses	874							-	
343	A_6401000-M&S Inven Issue	Mains and Services Expenses	874							-	
344	A_6710060-ST Rent-Vehicle	Mains and Services Expenses	874							-	
345	A_6730030-Utilities-Telecom	Mains and Services Expenses	874							-	
346	A_6790199-Fees-Miscellaneous	Mains and Services Expenses	874							-	
347	A_6790210-Permitting	Mains and Services Expenses	874							-	
348	A_6790230-Postage Ship Courier	Mains and Services Expenses	874							-	
349	A_6790320-Fleet Allocation	Mains and Services Expenses	874							-	
350	A_6790321-Stores Allocation	Mains and Services Expenses	874							-	
351	A_6790322-Small Tools Alloc	Mains and Services Expenses	874							-	
352	A_6790800-Other Oper-Misc	Mains and Services Expenses	874							-	
353	A_7103060-CIAC	Mains and Services Expenses	874							-	
354	A_6010000-1001/A6010000	Measuring and Regulating Station Expenses	875							643	
355	A_6010010-1001/R6010000	Measuring and Regulating Station Expenses	875							109	
356	A_6010110-Labor Exempt ST	Measuring and Regulating Station Expenses	875							90,310	
357	A_6010130-Labor Exempt NonProd	Measuring and Regulating Station Expenses	875							17,849	
358	A_6010210-Labor NonExm ST	Measuring and Regulating Station Expenses	875							503,691	
359	A_6010220-Labor NonExm OT	Measuring and Regulating Station Expenses	875							78,974	
360	A_6010230-Labor NonExm NonProd	Measuring and Regulating Station Expenses	875							85,113	
361	A_6010910-Labor OffCycle Bonus	Measuring and Regulating Station Expenses	875							113	
362	A_6018999-Labor Exp Reclass	Measuring and Regulating Station Expenses	875							926	
363	A_6030010-EE ProfDue Subs Fees	Measuring and Regulating Station Expenses	875							-	
364	A_6030040-EE Meals 50% Deduct	Measuring and Regulating Station Expenses	875							-	
365	A_6030060-EE Shoes Uniforms	Measuring and Regulating Station Expenses	875							-	
366	A_6030070-EE Training	Measuring and Regulating Station Expenses	875							-	
367	A_6030080-EE Travel Lodging	Measuring and Regulating Station Expenses	875							-	
368	A_6030091-EE Apprec and Gifts	Measuring and Regulating Station Expenses	875							-	
369	A_6030800-EE Miscellaneous	Measuring and Regulating Station Expenses	875							-	
370	A_6100010-Advertising	Measuring and Regulating Station Expenses	875							-	
371	A_6100070-Consultants-Mgmt	Measuring and Regulating Station Expenses	875							-	
372	A_6100080-Consultants-Other	Measuring and Regulating Station Expenses	875							-	
373	A_6100100-Contractor Services	Measuring and Regulating Station Expenses	875							-	
374	A_6100110-Instrument SvcRepair	Measuring and Regulating Station Expenses	875							-	
375	A_6100120-Tool Service/Repair	Measuring and Regulating Station Expenses	875							-	
376	A_6400010-M&S FurnOffEquip	Measuring and Regulating Station Expenses	875							-	
377	A_6400020-M&S Gen Office	Measuring and Regulating Station Expenses	875							-	
378	A_6400070-M&S Safety	Measuring and Regulating Station Expenses	875							-	
379	A_6400100-M&S OS Purchases	Measuring and Regulating Station Expenses	875							-	
380	A_6400500-M&S Parts	Measuring and Regulating Station Expenses	875							-	
381	A_6400510-M&S Small Tools	Measuring and Regulating Station Expenses	875							-	
382	A_6401000-M&S Inven Issue	Measuring and Regulating Station Expenses	875							-	
383	A_6720020-LTLease-NonOffEquip	Measuring and Regulating Station Expenses	875							-	
384	A_6790199-Fees-Miscellaneous	Measuring and Regulating Station Expenses	875							-	
385	A_6790230-Postage Ship Courier	Measuring and Regulating Station Expenses	875							-	
386	A_6790320-Fleet Allocation	Measuring and Regulating Station Expenses	875							-	

NMGC Exhibit ECB-5
Page 167 of 596

NEW MEXICO GAS COMPANY, INC.

Summary of Specifically Forecasted Items
Base Period - 12 Months Ending March 31, 2023
Future Test Year - 12 Months Ending September 30, 2025

	A	B	C	S	T	U	V	W	X	Y
2				Linkage 1 Separately Forecasted Items						
3	Description	Inputs Name	FERC Acct	Linkage Period 1 Labor Expense	Linkage Period 1 Incentive Compensation Expense	Linkage Period 1 Normalize 401K Match	Linkage 1 Medical and Dental Expense	Linkage 1 Pension and OPEB Expenses	Linkage 1 Transmission Integrity Program Costs	Linkage 1 General Insurance Costs
339	A_6400080-M&S Vehicle Fuel	Mains and Services Expenses	874	-						
340	A_6400100-M&S OS Purchases	Mains and Services Expenses	874	-						
341	A_6400500-M&S Parts	Mains and Services Expenses	874	-						
342	A_6400510-M&S Small Tools	Mains and Services Expenses	874	-						
343	A_6401000-M&S Inven Issue	Mains and Services Expenses	874	-						
344	A_6710060-ST Rent-Vehicle	Mains and Services Expenses	874	-						
345	A_6730030-Utilities-Telecom	Mains and Services Expenses	874	-						
346	A_6790199-Fees-Miscellaneous	Mains and Services Expenses	874	-						
347	A_6790210-Permitting	Mains and Services Expenses	874	-						
348	A_6790230-Postage Ship Courier	Mains and Services Expenses	874	-						
349	A_6790320-Fleet Allocation	Mains and Services Expenses	874	-						
350	A_6790321-Stores Allocation	Mains and Services Expenses	874	-						
351	A_6790322-Small Tools Alloc	Mains and Services Expenses	874	-						
352	A_6790800-Other Oper-Misc	Mains and Services Expenses	874	-						
353	A_7103060-CIAC	Mains and Services Expenses	874	-						
354	A_6010000-1001/A6010000	Measuring and Regulating Station Expenses	875	654						
355	A_6010010-1001/R6010000	Measuring and Regulating Station Expenses	875	111						
356	A_6010110-Labor Exempt ST	Measuring and Regulating Station Expenses	875	91,890						
357	A_6010130-Labor Exempt NonProd	Measuring and Regulating Station Expenses	875	18,161						
358	A_6010210-Labor NonExm ST	Measuring and Regulating Station Expenses	875	512,506						
359	A_6010220-Labor NonExm OT	Measuring and Regulating Station Expenses	875	80,357						
360	A_6010230-Labor NonExm NonProd	Measuring and Regulating Station Expenses	875	86,602						
361	A_6010910-Labor OffCycle Bonus	Measuring and Regulating Station Expenses	875	115						
362	A_6018999-Labor Exp Reclass	Measuring and Regulating Station Expenses	875	942						
363	A_6030010-EE ProfDue Subs Fees	Measuring and Regulating Station Expenses	875	-						
364	A_6030040-EE Meals 50% Deduct	Measuring and Regulating Station Expenses	875	-						
365	A_6030060-EE Shoes Uniforms	Measuring and Regulating Station Expenses	875	-						
366	A_6030070-EE Training	Measuring and Regulating Station Expenses	875	-						
367	A_6030080-EE Travel Lodging	Measuring and Regulating Station Expenses	875	-						
368	A_6030091-EE Apprec and Gifts	Measuring and Regulating Station Expenses	875	-						
369	A_6030800-EE Miscellaneous	Measuring and Regulating Station Expenses	875	-						
370	A_6100010-Advertising	Measuring and Regulating Station Expenses	875	-						
371	A_6100070-Consultants-Mgmt	Measuring and Regulating Station Expenses	875	-						
372	A_6100080-Consultants-Other	Measuring and Regulating Station Expenses	875	-						
373	A_6100100-Contractor Services	Measuring and Regulating Station Expenses	875	-						
374	A_6100110-Instrument SvcRepair	Measuring and Regulating Station Expenses	875	-						
375	A_6100120-Tool Service/Repair	Measuring and Regulating Station Expenses	875	-						
376	A_6400010-M&S FurnOffEquip	Measuring and Regulating Station Expenses	875	-						
377	A_6400020-M&S Gen Office	Measuring and Regulating Station Expenses	875	-						
378	A_6400070-M&S Safety	Measuring and Regulating Station Expenses	875	-						
379	A_6400100-M&S OS Purchases	Measuring and Regulating Station Expenses	875	-						
380	A_6400500-M&S Parts	Measuring and Regulating Station Expenses	875	-						
381	A_6400510-M&S Small Tools	Measuring and Regulating Station Expenses	875	-						
382	A_6401000-M&S Inven Issue	Measuring and Regulating Station Expenses	875	-						
383	A_6720020-LTLease-NonOffEquip	Measuring and Regulating Station Expenses	875	-						
384	A_6790199-Fees-Miscellaneous	Measuring and Regulating Station Expenses	875	-						
385	A_6790230-Postage Ship Courier	Measuring and Regulating Station Expenses	875	-						
386	A_6790320-Fleet Allocation	Measuring and Regulating Station Expenses	875	-						

NMGC Exhibit ECB-5
Page 168 of 596

NEW MEXICO GAS COMPANY, INC.

Summary of Specifically Forecasted Items
Base Period - 12 Months Ending March 31, 2023
Future Test Year - 12 Months Ending September 30, 2025

	A	B	C	Z	AA	AB	AC	AD	AE	AF	AG
2				Linkage 1 Separately Forecasted Items							
3	Description	Inputs Name	FERC Acct	Linkage 1 Facilities Security	Linkage 1 Non-interest Revolver Adjustment	Linkage 1 Espanola Lease Expense	Linkage 1 Board of Director Costs	Linkage 1 Shared Services Expense	Linkage 1 Remove Allocated LTIP Expenses	Total Linkage 1 Period Separately Forecasted Items	
339	A_6400080-M&S Vehicle Fuel	Mains and Services Expenses	874							$ -	
340	A_6400100-M&S OS Purchases	Mains and Services Expenses	874							$ -	
341	A_6400500-M&S Parts	Mains and Services Expenses	874							$ -	
342	A_6400510-M&S Small Tools	Mains and Services Expenses	874							$ -	
343	A_6401000-M&S Inven Issue	Mains and Services Expenses	874							$ -	
344	A_6710060-ST Rent-Vehicle	Mains and Services Expenses	874							$ -	
345	A_6730030-Utilities-Telecom	Mains and Services Expenses	874							$ -	
346	A_6790199-Fees-Miscellaneous	Mains and Services Expenses	874							$ -	
347	A_6790210-Permitting	Mains and Services Expenses	874							$ -	
348	A_6790230-Postage Ship Courier	Mains and Services Expenses	874							$ -	
349	A_6790320-Fleet Allocation	Mains and Services Expenses	874							$ -	
350	A_6790321-Stores Allocation	Mains and Services Expenses	874							$ -	
351	A_6790322-Small Tools Alloc	Mains and Services Expenses	874							$ -	
352	A_6790800-Other Oper-Misc	Mains and Services Expenses	874							$ -	
353	A_7103060-CIAC	Mains and Services Expenses	874							$ -	
354	A_6010000-1001/A6010000	Measuring and Regulating Station Expenses	875							$ 654	
355	A_6010010-1001/R6010000	Measuring and Regulating Station Expenses	875							$ 111	
356	A_6010110-Labor Exempt ST	Measuring and Regulating Station Expenses	875							$ 91,890	
357	A_6010130-Labor Exempt NonProd	Measuring and Regulating Station Expenses	875							$ 18,161	
358	A_6010210-Labor NonExm ST	Measuring and Regulating Station Expenses	875							$ 512,506	
359	A_6010220-Labor NonExm OT	Measuring and Regulating Station Expenses	875							$ 80,357	
360	A_6010230-Labor NonExm NonProd	Measuring and Regulating Station Expenses	875							$ 86,602	
361	A_6010910-Labor OffCycle Bonus	Measuring and Regulating Station Expenses	875							$ 115	
362	A_6018999-Labor Exp Reclass	Measuring and Regulating Station Expenses	875							$ 942	
363	A_6030010-EE ProfDue Subs Fees	Measuring and Regulating Station Expenses	875							$ -	
364	A_6030040-EE Meals 50% Deduct	Measuring and Regulating Station Expenses	875							$ -	
365	A_6030060-EE Shoes Uniforms	Measuring and Regulating Station Expenses	875							$ -	
366	A_6030070-EE Training	Measuring and Regulating Station Expenses	875							$ -	
367	A_6030080-EE Travel Lodging	Measuring and Regulating Station Expenses	875							$ -	
368	A_6030091-EE Apprec and Gifts	Measuring and Regulating Station Expenses	875							$ -	
369	A_6030800-EE Miscellaneous	Measuring and Regulating Station Expenses	875							$ -	
370	A_6100010-Advertising	Measuring and Regulating Station Expenses	875							$ -	
371	A_6100070-Consultants-Mgmt	Measuring and Regulating Station Expenses	875							$ -	
372	A_6100080-Consultants-Other	Measuring and Regulating Station Expenses	875							$ -	
373	A_6100100-Contractor Services	Measuring and Regulating Station Expenses	875							$ -	
374	A_6100110-Instrument SvcRepair	Measuring and Regulating Station Expenses	875							$ -	
375	A_6100120-Tool Service/Repair	Measuring and Regulating Station Expenses	875							$ -	
376	A_6400010-M&S FurnOffEquip	Measuring and Regulating Station Expenses	875							$ -	
377	A_6400020-M&S Gen Office	Measuring and Regulating Station Expenses	875							$ -	
378	A_6400070-M&S Safety	Measuring and Regulating Station Expenses	875							$ -	
379	A_6400100-M&S OS Purchases	Measuring and Regulating Station Expenses	875							$ -	
380	A_6400500-M&S Parts	Measuring and Regulating Station Expenses	875							$ -	
381	A_6400510-M&S Small Tools	Measuring and Regulating Station Expenses	875							$ -	
382	A_6401000-M&S Inven Issue	Measuring and Regulating Station Expenses	875							$ -	
383	A_6720020-LTLease-NonOffEquip	Measuring and Regulating Station Expenses	875							$ -	
384	A_6790199-Fees-Miscellaneous	Measuring and Regulating Station Expenses	875							$ -	
385	A_6790230-Postage Ship Courier	Measuring and Regulating Station Expenses	875							$ -	
386	A_6790320-Fleet Allocation	Measuring and Regulating Station Expenses	875							$ -	

NMGC Exhibit ECB-5
Page 169 of 596

NEW MEXICO GAS COMPANY, INC.

Summary of Specifically Forecasted Items
Base Period - 12 Months Ending March 31, 2023
Future Test Year - 12 Months Ending September 30, 2025

	A	B	C	AH	AI	AJ	AK	AL	AM	AN
2				Linkage 2 Separately Forecasted Items						
3	Description	Inputs Name	FERC Acct	Linkage 2 Period Labor Expense	Linkage 2 Period Incentive Compensation Expense	Linkage Period 2 Normalize 401K Match	Linkage 2 Medical and Dental Expense	Linkage 2 Pension and OPEB Expenses	Linkage 2 Transmission Integrity Program Costs	Linkage 2 Period General Insurance Costs
339	A_6400080-M&S Vehicle Fuel	Mains and Services Expenses	874	$ -						
340	A_6400100-M&S OS Purchases	Mains and Services Expenses	874	$ -						
341	A_6400500-M&S Parts	Mains and Services Expenses	874	$ -						
342	A_6400510-M&S Small Tools	Mains and Services Expenses	874	$ -						
343	A_6401000-M&S Inven Issue	Mains and Services Expenses	874	$ -						
344	A_6710060-ST Rent-Vehicle	Mains and Services Expenses	874	$ -						
345	A_6730030-Utilities-Telecom	Mains and Services Expenses	874	$ -						
346	A_6790199-Fees-Miscellaneous	Mains and Services Expenses	874	$ -						
347	A_6790210-Permitting	Mains and Services Expenses	874	$ -						
348	A_6790230-Postage Ship Courier	Mains and Services Expenses	874	$ -						
349	A_6790320-Fleet Allocation	Mains and Services Expenses	874	$ -						
350	A_6790321-Stores Allocation	Mains and Services Expenses	874	$ -						
351	A_6790322-Small Tools Alloc	Mains and Services Expenses	874	$ -						
352	A_6790800-Other Oper-Misc	Mains and Services Expenses	874	$ -						
353	A_7103060-CIAC	Mains and Services Expenses	874	$ -						
354	A_6010000-1001/A6010000	Measuring and Regulating Station Expenses	875	$ 666						
355	A_6010010-1001/R6010000	Measuring and Regulating Station Expenses	875	$ 112						
356	A_6010110-Labor Exempt ST	Measuring and Regulating Station Expenses	875	$ 93,471						
357	A_6010130-Labor Exempt NonProd	Measuring and Regulating Station Expenses	875	$ 18,474						
358	A_6010210-Labor NonExm ST	Measuring and Regulating Station Expenses	875	$ 521,321						
359	A_6010220-Labor NonExm OT	Measuring and Regulating Station Expenses	875	$ 81,739						
360	A_6010230-Labor NonExm NonProd	Measuring and Regulating Station Expenses	875	$ 88,092						
361	A_6010910-Labor OffCycle Bonus	Measuring and Regulating Station Expenses	875	$ 117						
362	A_6018999-Labor Exp Reclass	Measuring and Regulating Station Expenses	875	$ 958						
363	A_6030010-EE ProfDue Subs Fees	Measuring and Regulating Station Expenses	875	$ -						
364	A_6030040-EE Meals 50% Deduct	Measuring and Regulating Station Expenses	875	$ -						
365	A_6030060-EE Shoes Uniforms	Measuring and Regulating Station Expenses	875	$ -						
366	A_6030070-EE Training	Measuring and Regulating Station Expenses	875	$ -						
367	A_6030080-EE Travel Lodging	Measuring and Regulating Station Expenses	875	$ -						
368	A_6030091-EE Apprec and Gifts	Measuring and Regulating Station Expenses	875	$ -						
369	A_6030800-EE Miscellaneous	Measuring and Regulating Station Expenses	875	$ -						
370	A_6100010-Advertising	Measuring and Regulating Station Expenses	875	$ -						
371	A_6100070-Consultants-Mgmt	Measuring and Regulating Station Expenses	875	$ -						
372	A_6100080-Consultants-Other	Measuring and Regulating Station Expenses	875	$ -						
373	A_6100100-Contractor Services	Measuring and Regulating Station Expenses	875	$ -						
374	A_6100110-Instrument SvcRepair	Measuring and Regulating Station Expenses	875	$ -						
375	A_6100120-Tool Service/Repair	Measuring and Regulating Station Expenses	875	$ -						
376	A_6400010-M&S FurnOffEquip	Measuring and Regulating Station Expenses	875	$ -						
377	A_6400020-M&S Gen Office	Measuring and Regulating Station Expenses	875	$ -						
378	A_6400070-M&S Safety	Measuring and Regulating Station Expenses	875	$ -						
379	A_6400100-M&S OS Purchases	Measuring and Regulating Station Expenses	875	$ -						
380	A_6400500-M&S Parts	Measuring and Regulating Station Expenses	875	$ -						
381	A_6400510-M&S Small Tools	Measuring and Regulating Station Expenses	875	$ -						
382	A_6401000-M&S Inven Issue	Measuring and Regulating Station Expenses	875	$ -						
383	A_6720020-LTLease-NonOffEquip	Measuring and Regulating Station Expenses	875	$ -						
384	A_6790199-Fees-Miscellaneous	Measuring and Regulating Station Expenses	875	$ -						
385	A_6790230-Postage Ship Courier	Measuring and Regulating Station Expenses	875	$ -						
386	A_6790320-Fleet Allocation	Measuring and Regulating Station Expenses	875	$ -						

NMGC Exhibit ECB-5
Page 170 of 596

NEW MEXICO GAS COMPANY, INC.

Summary of Specifically Forecasted Items
Base Period - 12 Months Ending March 31, 2023
Future Test Year - 12 Months Ending September 30, 2025

	A	B	C	AO	AP	AQ	AR	AS	AT	AU	AV
2				Linkage 2 Separately Forecasted Items							
3	Description	Inputs Name	FERC Acct	Linkage 2 Facilities Security	Linkage 2 Non-interest Revolver Adjustment	Linkage 2 Espanola Lease Expense	Linkage 2 Board of Director Costs	Linkage 2 Shared Services Expense	Linkage 2 Remove Allocated LTIP Expenses	Total Linkage 2 Period Separately Forecasted Items	
339	A_6400080-M&S Vehicle Fuel	Mains and Services Expenses	874							$ -	
340	A_6400100-M&S OS Purchases	Mains and Services Expenses	874							$ -	
341	A_6400500-M&S Parts	Mains and Services Expenses	874							$ -	
342	A_6400510-M&S Small Tools	Mains and Services Expenses	874							$ -	
343	A_6401000-M&S Inven Issue	Mains and Services Expenses	874							$ -	
344	A_6710060-ST Rent-Vehicle	Mains and Services Expenses	874							$ -	
345	A_6730030-Utilities-Telecom	Mains and Services Expenses	874							$ -	
346	A_6790199-Fees-Miscellaneous	Mains and Services Expenses	874							$ -	
347	A_6790210-Permitting	Mains and Services Expenses	874							$ -	
348	A_6790230-Postage Ship Courier	Mains and Services Expenses	874							$ -	
349	A_6790320-Fleet Allocation	Mains and Services Expenses	874							$ -	
350	A_6790321-Stores Allocation	Mains and Services Expenses	874							$ -	
351	A_6790322-Small Tools Alloc	Mains and Services Expenses	874							$ -	
352	A_6790800-Other Oper-Misc	Mains and Services Expenses	874							$ -	
353	A_7103060-CIAC	Mains and Services Expenses	874							$ -	
354	A_6010000-1001/A6010000	Measuring and Regulating Station Expenses	875							$ 666	
355	A_6010010-1001/R6010000	Measuring and Regulating Station Expenses	875							$ 112	
356	A_6010110-Labor Exempt ST	Measuring and Regulating Station Expenses	875							$ 93,471	
357	A_6010130-Labor Exempt NonProd	Measuring and Regulating Station Expenses	875							$ 18,474	
358	A_6010210-Labor NonExm ST	Measuring and Regulating Station Expenses	875							$ 521,321	
359	A_6010220-Labor NonExm OT	Measuring and Regulating Station Expenses	875							$ 81,739	
360	A_6010230-Labor NonExm NonProd	Measuring and Regulating Station Expenses	875							$ 88,092	
361	A_6010910-Labor OffCycle Bonus	Measuring and Regulating Station Expenses	875							$ 117	
362	A_6018999-Labor Exp Reclass	Measuring and Regulating Station Expenses	875							$ 958	
363	A_6030010-EE ProfDue Subs Fees	Measuring and Regulating Station Expenses	875							$ -	
364	A_6030040-EE Meals 50% Deduct	Measuring and Regulating Station Expenses	875							$ -	
365	A_6030060-EE Shoes Uniforms	Measuring and Regulating Station Expenses	875							$ -	
366	A_6030070-EE Training	Measuring and Regulating Station Expenses	875							$ -	
367	A_6030080-EE Travel Lodging	Measuring and Regulating Station Expenses	875							$ -	
368	A_6030091-EE Apprec and Gifts	Measuring and Regulating Station Expenses	875							$ -	
369	A_6030800-EE Miscellaneous	Measuring and Regulating Station Expenses	875							$ -	
370	A_6100010-Advertising	Measuring and Regulating Station Expenses	875							$ -	
371	A_6100070-Consultants-Mgmt	Measuring and Regulating Station Expenses	875							$ -	
372	A_6100080-Consultants-Other	Measuring and Regulating Station Expenses	875							$ -	
373	A_6100100-Contractor Services	Measuring and Regulating Station Expenses	875							$ -	
374	A_6100110-Instrument SvcRepair	Measuring and Regulating Station Expenses	875							$ -	
375	A_6100120-Tool Service/Repair	Measuring and Regulating Station Expenses	875							$ -	
376	A_6400010-M&S FurnOffEquip	Measuring and Regulating Station Expenses	875							$ -	
377	A_6400020-M&S Gen Office	Measuring and Regulating Station Expenses	875							$ -	
378	A_6400070-M&S Safety	Measuring and Regulating Station Expenses	875							$ -	
379	A_6400100-M&S OS Purchases	Measuring and Regulating Station Expenses	875							$ -	
380	A_6400500-M&S Parts	Measuring and Regulating Station Expenses	875							$ -	
381	A_6400510-M&S Small Tools	Measuring and Regulating Station Expenses	875							$ -	
382	A_6401000-M&S Inven Issue	Measuring and Regulating Station Expenses	875							$ -	
383	A_6720020-LTLease-NonOffEquip	Measuring and Regulating Station Expenses	875							$ -	
384	A_6790199-Fees-Miscellaneous	Measuring and Regulating Station Expenses	875							$ -	
385	A_6790230-Postage Ship Courier	Measuring and Regulating Station Expenses	875							$ -	
386	A_6790320-Fleet Allocation	Measuring and Regulating Station Expenses	875							$ -	

NMGC Exhibit ECB-5
Page 171 of 596

NEW MEXICO GAS COMPANY, INC.

Summary of Specifically Forecasted Items
Base Period - 12 Months Ending March 31, 2023
Future Test Year - 12 Months Ending September 30, 2025

	A	B	C	AW	AX	AY	AZ	BA	BB	BC
2				Test Period Separately Forecasted Items						
3	Description	Inputs Name	FERC Acct	Test Period Labor Expense	Test Period Incentive Compensation	Test Period Normalize 401K Match	Test Period Medical and Dental Expense	Test Period Pension and OPEB Expenses(2)	Test Period Transmission Integrity Program Costs	Test Period General Insurance Costs
339	A_6400080-M&S Vehicle Fuel	Mains and Services Expenses	874	$ -						
340	A_6400100-M&S OS Purchases	Mains and Services Expenses	874	$ -						
341	A_6400500-M&S Parts	Mains and Services Expenses	874	$ -						
342	A_6400510-M&S Small Tools	Mains and Services Expenses	874	$ -						
343	A_6401000-M&S Inven Issue	Mains and Services Expenses	874	$ -						
344	A_6710060-ST Rent-Vehicle	Mains and Services Expenses	874	$ -						
345	A_6730030-Utilities-Telecom	Mains and Services Expenses	874	$ -						
346	A_6790199-Fees-Miscellaneous	Mains and Services Expenses	874	$ -						
347	A_6790210-Permitting	Mains and Services Expenses	874	$ -						
348	A_6790230-Postage Ship Courier	Mains and Services Expenses	874	$ -						
349	A_6790320-Fleet Allocation	Mains and Services Expenses	874	$ -						
350	A_6790321-Stores Allocation	Mains and Services Expenses	874	$ -						
351	A_6790322-Small Tools Alloc	Mains and Services Expenses	874	$ -						
352	A_6790800-Other Oper-Misc	Mains and Services Expenses	874	$ -						
353	A_7103060-CIAC	Mains and Services Expenses	874	$ -						
354	A_6010000-1001/A6010000	Measuring and Regulating Station Expenses	875	$ 740						
355	A_6010010-1001/R6010000	Measuring and Regulating Station Expenses	875	$ 125						
356	A_6010110-Labor Exempt ST	Measuring and Regulating Station Expenses	875	$ 103,964						
357	A_6010130-Labor Exempt NonProd	Measuring and Regulating Station Expenses	875	$ 20,548						
358	A_6010210-Labor NonExm ST	Measuring and Regulating Station Expenses	875	$ 579,847						
359	A_6010220-Labor NonExm OT	Measuring and Regulating Station Expenses	875	$ 90,915						
360	A_6010230-Labor NonExm NonProd	Measuring and Regulating Station Expenses	875	$ 97,981						
361	A_6010910-Labor OffCycle Bonus	Measuring and Regulating Station Expenses	875	$ 130						
362	A_6018999-Labor Exp Reclass	Measuring and Regulating Station Expenses	875	$ 1,066						
363	A_6030010-EE ProfDue Subs Fees	Measuring and Regulating Station Expenses	875	$ -						
364	A_6030040-EE Meals 50% Deduct	Measuring and Regulating Station Expenses	875	$ -						
365	A_6030060-EE Shoes Uniforms	Measuring and Regulating Station Expenses	875	$ -						
366	A_6030070-EE Training	Measuring and Regulating Station Expenses	875	$ -						
367	A_6030080-EE Travel Lodging	Measuring and Regulating Station Expenses	875	$ -						
368	A_6030091-EE Apprec and Gifts	Measuring and Regulating Station Expenses	875	$ -						
369	A_6030800-EE Miscellaneous	Measuring and Regulating Station Expenses	875	$ -						
370	A_6100010-Advertising	Measuring and Regulating Station Expenses	875	$ -						
371	A_6100070-Consultants-Mgmt	Measuring and Regulating Station Expenses	875	$ -						
372	A_6100080-Consultants-Other	Measuring and Regulating Station Expenses	875	$ -						
373	A_6100100-Contractor Services	Measuring and Regulating Station Expenses	875	$ -						
374	A_6100110-Instrument SvcRepair	Measuring and Regulating Station Expenses	875	$ -						
375	A_6100120-Tool Service/Repair	Measuring and Regulating Station Expenses	875	$ -						
376	A_6400010-M&S FurnOffEquip	Measuring and Regulating Station Expenses	875	$ -						
377	A_6400020-M&S Gen Office	Measuring and Regulating Station Expenses	875	$ -						
378	A_6400070-M&S Safety	Measuring and Regulating Station Expenses	875	$ -						
379	A_6400100-M&S OS Purchases	Measuring and Regulating Station Expenses	875	$ -						
380	A_6400500-M&S Parts	Measuring and Regulating Station Expenses	875	$ -						
381	A_6400510-M&S Small Tools	Measuring and Regulating Station Expenses	875	$ -						
382	A_6401000-M&S Inven Issue	Measuring and Regulating Station Expenses	875	$ -						
383	A_6720020-LTLease-NonOffEquip	Measuring and Regulating Station Expenses	875	$ -						
384	A_6790199-Fees-Miscellaneous	Measuring and Regulating Station Expenses	875	$ -						
385	A_6790230-Postage Ship Courier	Measuring and Regulating Station Expenses	875	$ -						
386	A_6790320-Fleet Allocation	Measuring and Regulating Station Expenses	875	$ -						

NMGC Exhibit ECB-5
Page 172 of 596

NEW MEXICO GAS COMPANY, INC.

Summary of Specifically Forecasted Items
Base Period - 12 Months Ending March 31, 2023
Future Test Year - 12 Months Ending September 30, 2025

	A	B	C	BD	BE	BF	BG	BH	BI	BJ	BK
2				Test Period Separately Forecasted Items							
3	Description	Inputs Name	FERC Acct	Test Period Non-interest Revolver Adjustment	Adjust Espanola Lease	Future Test Year Period Facilities Security	Future Test Period Board of Director Costs	Hansen CIS Expense	Future Test Period Shared Services Expense	Future Test Year Period Remove Allocated LTIP Expenses	Total Test Period Separately Forecasted Items
339	A_6400080-M&S Vehicle Fuel	Mains and Services Expenses	874								$ -
340	A_6400100-M&S OS Purchases	Mains and Services Expenses	874								$ -
341	A_6400500-M&S Parts	Mains and Services Expenses	874								$ -
342	A_6400510-M&S Small Tools	Mains and Services Expenses	874								$ -
343	A_6401000-M&S Inven Issue	Mains and Services Expenses	874								$ -
344	A_6710060-ST Rent-Vehicle	Mains and Services Expenses	874								$ -
345	A_6730030-Utilities-Telecom	Mains and Services Expenses	874								$ -
346	A_6790199-Fees-Miscellaneous	Mains and Services Expenses	874								$ -
347	A_6790210-Permitting	Mains and Services Expenses	874								$ -
348	A_6790230-Postage Ship Courier	Mains and Services Expenses	874								$ -
349	A_6790320-Fleet Allocation	Mains and Services Expenses	874								$ -
350	A_6790321-Stores Allocation	Mains and Services Expenses	874								$ -
351	A_6790322-Small Tools Alloc	Mains and Services Expenses	874								$ -
352	A_6790800-Other Oper-Misc	Mains and Services Expenses	874								$ -
353	A_7103060-CIAC	Mains and Services Expenses	874								$ -
354	A_6010000-1001/A6010000	Measuring and Regulating Station Expenses	875								$ 740
355	A_6010010-1001/R6010000	Measuring and Regulating Station Expenses	875								$ 125
356	A_6010110-Labor Exempt ST	Measuring and Regulating Station Expenses	875								$ 103,964
357	A_6010130-Labor Exempt NonProd	Measuring and Regulating Station Expenses	875								$ 20,548
358	A_6010210-Labor NonExm ST	Measuring and Regulating Station Expenses	875								$ 579,847
359	A_6010220-Labor NonExm OT	Measuring and Regulating Station Expenses	875								$ 90,915
360	A_6010230-Labor NonExm NonProd	Measuring and Regulating Station Expenses	875								$ 97,981
361	A_6010910-Labor OffCycle Bonus	Measuring and Regulating Station Expenses	875								$ 130
362	A_6018999-Labor Exp Reclass	Measuring and Regulating Station Expenses	875								$ 1,066
363	A_6030010-EE ProfDue Subs Fees	Measuring and Regulating Station Expenses	875								$ -
364	A_6030040-EE Meals 50% Deduct	Measuring and Regulating Station Expenses	875								$ -
365	A_6030060-EE Shoes Uniforms	Measuring and Regulating Station Expenses	875								$ -
366	A_6030070-EE Training	Measuring and Regulating Station Expenses	875								$ -
367	A_6030080-EE Travel Lodging	Measuring and Regulating Station Expenses	875								$ -
368	A_6030091-EE Apprec and Gifts	Measuring and Regulating Station Expenses	875								$ -
369	A_6030800-EE Miscellaneous	Measuring and Regulating Station Expenses	875								$ -
370	A_6100010-Advertising	Measuring and Regulating Station Expenses	875								$ -
371	A_6100070-Consultants-Mgmt	Measuring and Regulating Station Expenses	875								$ -
372	A_6100080-Consultants-Other	Measuring and Regulating Station Expenses	875								$ -
373	A_6100100-Contractor Services	Measuring and Regulating Station Expenses	875								$ -
374	A_6100110-Instrument SvcRepair	Measuring and Regulating Station Expenses	875								$ -
375	A_6100120-Tool Service/Repair	Measuring and Regulating Station Expenses	875								$ -
376	A_6400010-M&S FurnOffEquip	Measuring and Regulating Station Expenses	875								$ -
377	A_6400020-M&S Gen Office	Measuring and Regulating Station Expenses	875								$ -
378	A_6400070-M&S Safety	Measuring and Regulating Station Expenses	875								$ -
379	A_6400100-M&S OS Purchases	Measuring and Regulating Station Expenses	875								$ -
380	A_6400500-M&S Parts	Measuring and Regulating Station Expenses	875								$ -
381	A_6400510-M&S Small Tools	Measuring and Regulating Station Expenses	875								$ -
382	A_6401000-M&S Inven Issue	Measuring and Regulating Station Expenses	875								$ -
383	A_6720020-LTLease-NonOffEquip	Measuring and Regulating Station Expenses	875								$ -
384	A_6790199-Fees-Miscellaneous	Measuring and Regulating Station Expenses	875								$ -
385	A_6790230-Postage Ship Courier	Measuring and Regulating Station Expenses	875								$ -
386	A_6790320-Fleet Allocation	Measuring and Regulating Station Expenses	875								$ -

NMGC Exhibit ECB-5
Page 173 of 596

NEW MEXICO GAS COMPANY, INC.

Summary of Specifically Forecasted Items
Base Period - 12 Months Ending March 31, 2023
Future Test Year - 12 Months Ending September 30, 2025

	A	B	C	D	E	F	G	H	I	J
2										
3	Description	Inputs Name	FERC Acct	Total Company Adjusted Base Period Ending 3/31/2023		Base Labor Expense	Base Incentive Compensation Expense	Base Normalize 401K Match	Base Medical and Dental Expense	Base Pension and OPEB Expenses
387	A_6790321-Stores Allocation	Measuring and Regulating Station Expenses	875	21,654		-				
388	A_6790322-Small Tools Alloc	Measuring and Regulating Station Expenses	875	10,609		-				
389	A_6790800-Other Oper-Misc	Measuring and Regulating Station Expenses	875	42,247		-				
390	A_6010000-1001/A6010000	Meter and House Regulator Expenses	878	(5,177)		(5,177)				
391	A_6010010-1001/R6010000	Meter and House Regulator Expenses	878	1,556		1,556				
392	A_6010110-Labor Exempt ST	Meter and House Regulator Expenses	878	702,434		702,434				
393	A_6010130-Labor Exempt NonProd	Meter and House Regulator Expenses	878	146,659		146,659				
394	A_6010210-Labor NonExm ST	Meter and House Regulator Expenses	878	5,877,374		5,877,374				
395	A_6010220-Labor NonExm OT	Meter and House Regulator Expenses	878	1,455,825		1,455,825				
396	A_6010230-Labor NonExm NonProd	Meter and House Regulator Expenses	878	1,065,152		1,065,152				
397	A_6010910-Labor OffCycle Bonus	Meter and House Regulator Expenses	878	2,510		2,510				
398	A_6030010-EE ProfDue Subs Fees	Meter and House Regulator Expenses	878	531		-				
399	A_6030040-EE Meals 50% Deduct	Meter and House Regulator Expenses	878	29,581		-				
400	A_6030050-EE Mileage	Meter and House Regulator Expenses	878	188		-				
401	A_6030060-EE Shoes Uniforms	Meter and House Regulator Expenses	878	106,326		-				
402	A_6030070-EE Training	Meter and House Regulator Expenses	878	20,185		-				
403	A_6030080-EE Travel Lodging	Meter and House Regulator Expenses	878	34,107		-				
404	A_6030091-EE Apprec and Gifts	Meter and House Regulator Expenses	878	2,596		-				
405	A_6030800-EE Miscellaneous	Meter and House Regulator Expenses	878	12,805		-				
406	A_6100070-Consultants-Mgmt	Meter and House Regulator Expenses	878	4,935		-				
407	A_6100080-Consultants-Other	Meter and House Regulator Expenses	878	4,279		-				
408	A_6100100-Contractor Services	Meter and House Regulator Expenses	878	24,383		-				
409	A_6100110-Instrument SvcRepair	Meter and House Regulator Expenses	878	3,047		-				
410	A_6100150-Printing	Meter and House Regulator Expenses	878	640		-				
411	A_6400020-M&S Gen Office	Meter and House Regulator Expenses	878	4,598		-				
412	A_6400030-M&S Chemicals	Meter and House Regulator Expenses	878	206		-				
413	A_6400060-M&S Ops Consum	Meter and House Regulator Expenses	878	512		-				
414	A_6400070-M&S Safety	Meter and House Regulator Expenses	878	14,322		-				
415	A_6400080-M&S Vehicle Fuel	Meter and House Regulator Expenses	878	538		-				
416	A_6400100-M&S OS Purchases	Meter and House Regulator Expenses	878	66,096		-				
417	A_6400500-M&S Parts	Meter and House Regulator Expenses	878	2,657		-				
418	A_6400505-M&S Part Repairs	Meter and House Regulator Expenses	878	129		-				
419	A_6400510-M&S Small Tools	Meter and House Regulator Expenses	878	22,953		-				
420	A_6401000-M&S Inven Issue	Meter and House Regulator Expenses	878	132,237		-				
421	A_6500010-Transport-Vehicle	Meter and House Regulator Expenses	878	386		-				
422	A_6730030-Utilities-Telecom	Meter and House Regulator Expenses	878	75		-				
423	A_6730800-Utilities-Other	Meter and House Regulator Expenses	878	423		-				
424	A_6790199-Fees-Miscellaneous	Meter and House Regulator Expenses	878	1,440		-				
425	A_6790230-Postage Ship Courier	Meter and House Regulator Expenses	878	387		-				
426	A_6790320-Fleet Allocation	Meter and House Regulator Expenses	878	1,152,192		-				
427	A_6790321-Stores Allocation	Meter and House Regulator Expenses	878	15,880		-				
428	A_6790322-Small Tools Alloc	Meter and House Regulator Expenses	878	7,973		-				
429	A_6790325-T&I Allocation	Meter and House Regulator Expenses	878	(1,367,371)		-				
430	A_6010000-1001/A6010000	Customer Installations Expenses	879	109		109				
431	A_6010010-1001/R6010000	Customer Installations Expenses	879	14		14				
432	A_6010110-Labor Exempt ST	Customer Installations Expenses	879	37,810		37,810				
433	A_6010130-Labor Exempt NonProd	Customer Installations Expenses	879	4,330		4,330				
434	A_6010210-Labor NonExm ST	Customer Installations Expenses	879	182,865		182,865				

NMGC Exhibit ECB-5
Page 174 of 596

NEW MEXICO GAS COMPANY, INC.

Summary of Specifically Forecasted Items
Base Period - 12 Months Ending March 31, 2023
Future Test Year - 12 Months Ending September 30, 2025

	A	B	C	K	L	M	N	O	P	Q	R
2				Adjusted Base Period Separately Forecasted Items to Carry Forward, without separate escalation				Adjusted Base Period Separately Forecasted Items to Carry Forward, without separate escalation			
3	Description	Inputs Name	FERC Acct	Transmission Integrity Program Costs	General Insurance Costs	Non-interest Revolver Adjustment	Espanola Lease Expense	Board of Director Costs	Shared Services Expense	Adjusted Base Period Separately Forecasted Items to Carry Forward	
387	A_6790321-Stores Allocation	Measuring and Regulating Station Expenses	875							-	
388	A_6790322-Small Tools Alloc	Measuring and Regulating Station Expenses	875							-	
389	A_6790800-Other Oper-Misc	Measuring and Regulating Station Expenses	875							-	
390	A_6010000-1001/A6010000	Meter and House Regulator Expenses	878							(5,177)	
391	A_6010010-1001/R6010000	Meter and House Regulator Expenses	878							1,556	
392	A_6010110-Labor Exempt ST	Meter and House Regulator Expenses	878							702,434	
393	A_6010130-Labor Exempt NonProd	Meter and House Regulator Expenses	878							146,659	
394	A_6010210-Labor NonExm ST	Meter and House Regulator Expenses	878							5,877,374	
395	A_6010220-Labor NonExm OT	Meter and House Regulator Expenses	878							1,455,825	
396	A_6010230-Labor NonExm NonProd	Meter and House Regulator Expenses	878							1,065,152	
397	A_6010910-Labor OffCycle Bonus	Meter and House Regulator Expenses	878							2,510	
398	A_6030010-EE ProfDue Subs Fees	Meter and House Regulator Expenses	878							-	
399	A_6030040-EE Meals 50% Deduct	Meter and House Regulator Expenses	878							-	
400	A_6030050-EE Mileage	Meter and House Regulator Expenses	878							-	
401	A_6030060-EE Shoes Uniforms	Meter and House Regulator Expenses	878							-	
402	A_6030070-EE Training	Meter and House Regulator Expenses	878							-	
403	A_6030080-EE Travel Lodging	Meter and House Regulator Expenses	878							-	
404	A_6030091-EE Apprec and Gifts	Meter and House Regulator Expenses	878							-	
405	A_6030800-EE Miscellaneous	Meter and House Regulator Expenses	878							-	
406	A_6100070-Consultants-Mgmt	Meter and House Regulator Expenses	878							-	
407	A_6100080-Consultants-Other	Meter and House Regulator Expenses	878							-	
408	A_6100100-Contractor Services	Meter and House Regulator Expenses	878							-	
409	A_6100110-Instrument SvcRepair	Meter and House Regulator Expenses	878							-	
410	A_6100150-Printing	Meter and House Regulator Expenses	878							-	
411	A_6400020-M&S Gen Office	Meter and House Regulator Expenses	878							-	
412	A_6400030-M&S Chemicals	Meter and House Regulator Expenses	878							-	
413	A_6400060-M&S Ops Consum	Meter and House Regulator Expenses	878							-	
414	A_6400070-M&S Safety	Meter and House Regulator Expenses	878							-	
415	A_6400080-M&S Vehicle Fuel	Meter and House Regulator Expenses	878							-	
416	A_6400100-M&S OS Purchases	Meter and House Regulator Expenses	878							-	
417	A_6400500-M&S Parts	Meter and House Regulator Expenses	878							-	
418	A_6400505-M&S Part Repairs	Meter and House Regulator Expenses	878							-	
419	A_6400510-M&S Small Tools	Meter and House Regulator Expenses	878							-	
420	A_6401000-M&S Inven Issue	Meter and House Regulator Expenses	878							-	
421	A_6500010-Transport-Vehicle	Meter and House Regulator Expenses	878							-	
422	A_6730030-Utilities-Telecom	Meter and House Regulator Expenses	878							-	
423	A_6730800-Utilities-Other	Meter and House Regulator Expenses	878							-	
424	A_6790199-Fees-Miscellaneous	Meter and House Regulator Expenses	878							-	
425	A_6790230-Postage Ship Courier	Meter and House Regulator Expenses	878							-	
426	A_6790320-Fleet Allocation	Meter and House Regulator Expenses	878							-	
427	A_6790321-Stores Allocation	Meter and House Regulator Expenses	878							-	
428	A_6790322-Small Tools Alloc	Meter and House Regulator Expenses	878							-	
429	A_6790325-T&I Allocation	Meter and House Regulator Expenses	878							-	
430	A_6010000-1001/A6010000	Customer Installations Expenses	879							109	
431	A_6010010-1001/R6010000	Customer Installations Expenses	879							14	
432	A_6010110-Labor Exempt ST	Customer Installations Expenses	879							37,810	
433	A_6010130-Labor Exempt NonProd	Customer Installations Expenses	879							4,330	
434	A_6010210-Labor NonExm ST	Customer Installations Expenses	879							182,865	

NMGC Exhibit ECB-5
Page 175 of 596

NEW MEXICO GAS COMPANY, INC.

Summary of Specifically Forecasted Items
Base Period - 12 Months Ending March 31, 2023
Future Test Year - 12 Months Ending September 30, 2025

	A	B	C	S	T	U	V	W	X	Y
2				Linkage 1 Separately Forecasted Items						
3	Description	Inputs Name	FERC Acct	Linkage Period 1 Labor Expense	Linkage Period 1 Incentive Compensation Expense	Linkage Period 1 Normalize 401K Match	Linkage 1 Medical and Dental Expense	Linkage 1 Pension and OPEB Expenses	Linkage 1 Transmission Integrity Program Costs	Linkage 1 General Insurance Costs
387	A_6790321-Stores Allocation	Measuring and Regulating Station Expenses	875	-						
388	A_6790322-Small Tools Alloc	Measuring and Regulating Station Expenses	875	-						
389	A_6790800-Other Oper-Misc	Measuring and Regulating Station Expenses	875	-						
390	A_6010000-1001/A6010000	Meter and House Regulator Expenses	878	(5,268)						
391	A_6010010-1001/R6010000	Meter and House Regulator Expenses	878	1,583						
392	A_6010110-Labor Exempt ST	Meter and House Regulator Expenses	878	714,727						
393	A_6010130-Labor Exempt NonProd	Meter and House Regulator Expenses	878	149,225						
394	A_6010210-Labor NonExm ST	Meter and House Regulator Expenses	878	5,980,228						
395	A_6010220-Labor NonExm OT	Meter and House Regulator Expenses	878	1,481,302						
396	A_6010230-Labor NonExm NonProd	Meter and House Regulator Expenses	878	1,083,792						
397	A_6010910-Labor OffCycle Bonus	Meter and House Regulator Expenses	878	2,554						
398	A_6030010-EE ProfDue Subs Fees	Meter and House Regulator Expenses	878	-						
399	A_6030040-EE Meals 50% Deduct	Meter and House Regulator Expenses	878	-						
400	A_6030050-EE Mileage	Meter and House Regulator Expenses	878	-						
401	A_6030060-EE Shoes Uniforms	Meter and House Regulator Expenses	878	-						
402	A_6030070-EE Training	Meter and House Regulator Expenses	878	-						
403	A_6030080-EE Travel Lodging	Meter and House Regulator Expenses	878	-						
404	A_6030091-EE Apprec and Gifts	Meter and House Regulator Expenses	878	-						
405	A_6030800-EE Miscellaneous	Meter and House Regulator Expenses	878	-						
406	A_6100070-Consultants-Mgmt	Meter and House Regulator Expenses	878	-						
407	A_6100080-Consultants-Other	Meter and House Regulator Expenses	878	-						
408	A_6100100-Contractor Services	Meter and House Regulator Expenses	878	-						
409	A_6100110-Instrument SvcRepair	Meter and House Regulator Expenses	878	-						
410	A_6100150-Printing	Meter and House Regulator Expenses	878	-						
411	A_6400020-M&S Gen Office	Meter and House Regulator Expenses	878	-						
412	A_6400030-M&S Chemicals	Meter and House Regulator Expenses	878	-						
413	A_6400060-M&S Ops Consum	Meter and House Regulator Expenses	878	-						
414	A_6400070-M&S Safety	Meter and House Regulator Expenses	878	-						
415	A_6400080-M&S Vehicle Fuel	Meter and House Regulator Expenses	878	-						
416	A_6400100-M&S OS Purchases	Meter and House Regulator Expenses	878	-						
417	A_6400500-M&S Parts	Meter and House Regulator Expenses	878	-						
418	A_6400505-M&S Part Repairs	Meter and House Regulator Expenses	878	-						
419	A_6400510-M&S Small Tools	Meter and House Regulator Expenses	878	-						
420	A_6401000-M&S Inven Issue	Meter and House Regulator Expenses	878	-						
421	A_6500010-Transport-Vehicle	Meter and House Regulator Expenses	878	-						
422	A_6730030-Utilities-Telecom	Meter and House Regulator Expenses	878	-						
423	A_6730800-Utilities-Other	Meter and House Regulator Expenses	878	-						
424	A_6790199-Fees-Miscellaneous	Meter and House Regulator Expenses	878	-						
425	A_6790230-Postage Ship Courier	Meter and House Regulator Expenses	878	-						
426	A_6790320-Fleet Allocation	Meter and House Regulator Expenses	878	-						
427	A_6790321-Stores Allocation	Meter and House Regulator Expenses	878	-						
428	A_6790322-Small Tools Alloc	Meter and House Regulator Expenses	878	-						
429	A_6790325-T&I Allocation	Meter and House Regulator Expenses	878	-						
430	A_6010000-1001/A6010000	Customer Installations Expenses	879	111						
431	A_6010010-1001/R6010000	Customer Installations Expenses	879	14						
432	A_6010110-Labor Exempt ST	Customer Installations Expenses	879	38,472						
433	A_6010130-Labor Exempt NonProd	Customer Installations Expenses	879	4,406						
434	A_6010210-Labor NonExm ST	Customer Installations Expenses	879	186,065						

NMGC Exhibit ECB-5
Page 176 of 596

NEW MEXICO GAS COMPANY, INC.

Summary of Specifically Forecasted Items
Base Period - 12 Months Ending March 31, 2023
Future Test Year - 12 Months Ending September 30, 2025

	A	B	C	Z	AA	AB	AC	AD	AE	AF	AG
2				Linkage 1 Separately Forecasted Items							
3	Description	Inputs Name	FERC Acct	Linkage 1 Facilities Security	Linkage 1 Non-interest Revolver Adjustment	Linkage 1 Espanola Lease Expense	Linkage 1 Board of Director Costs	Linkage 1 Shared Services Expense	Linkage 1 Remove Allocated LTIP Expenses	Total Linkage 1 Period Separately Forecasted Items	
387	A_6790321-Stores Allocation	Measuring and Regulating Station Expenses	875							$ -	
388	A_6790322-Small Tools Alloc	Measuring and Regulating Station Expenses	875							$ -	
389	A_6790800-Other Oper-Misc	Measuring and Regulating Station Expenses	875							$ -	
390	A_6010000-1001/A6010000	Meter and House Regulator Expenses	878							$ (5,268)	
391	A_6010010-1001/R6010000	Meter and House Regulator Expenses	878							$ 1,583	
392	A_6010110-Labor Exempt ST	Meter and House Regulator Expenses	878							$ 714,727	
393	A_6010130-Labor Exempt NonProd	Meter and House Regulator Expenses	878							$ 149,225	
394	A_6010210-Labor NonExm ST	Meter and House Regulator Expenses	878							$ 5,980,228	
395	A_6010220-Labor NonExm OT	Meter and House Regulator Expenses	878							$ 1,481,302	
396	A_6010230-Labor NonExm NonProd	Meter and House Regulator Expenses	878							$ 1,083,792	
397	A_6010910-Labor OffCycle Bonus	Meter and House Regulator Expenses	878							$ 2,554	
398	A_6030010-EE ProfDue Subs Fees	Meter and House Regulator Expenses	878							$ -	
399	A_6030040-EE Meals 50% Deduct	Meter and House Regulator Expenses	878							$ -	
400	A_6030050-EE Mileage	Meter and House Regulator Expenses	878							$ -	
401	A_6030060-EE Shoes Uniforms	Meter and House Regulator Expenses	878							$ -	
402	A_6030070-EE Training	Meter and House Regulator Expenses	878							$ -	
403	A_6030080-EE Travel Lodging	Meter and House Regulator Expenses	878							$ -	
404	A_6030091-EE Apprec and Gifts	Meter and House Regulator Expenses	878							$ -	
405	A_6030800-EE Miscellaneous	Meter and House Regulator Expenses	878							$ -	
406	A_6100070-Consultants-Mgmt	Meter and House Regulator Expenses	878							$ -	
407	A_6100080-Consultants-Other	Meter and House Regulator Expenses	878							$ -	
408	A_6100100-Contractor Services	Meter and House Regulator Expenses	878							$ -	
409	A_6100110-Instrument SvcRepair	Meter and House Regulator Expenses	878							$ -	
410	A_6100150-Printing	Meter and House Regulator Expenses	878							$ -	
411	A_6400020-M&S Gen Office	Meter and House Regulator Expenses	878							$ -	
412	A_6400030-M&S Chemicals	Meter and House Regulator Expenses	878							$ -	
413	A_6400060-M&S Ops Consum	Meter and House Regulator Expenses	878							$ -	
414	A_6400070-M&S Safety	Meter and House Regulator Expenses	878							$ -	
415	A_6400080-M&S Vehicle Fuel	Meter and House Regulator Expenses	878							$ -	
416	A_6400100-M&S OS Purchases	Meter and House Regulator Expenses	878							$ -	
417	A_6400500-M&S Parts	Meter and House Regulator Expenses	878							$ -	
418	A_6400505-M&S Part Repairs	Meter and House Regulator Expenses	878							$ -	
419	A_6400510-M&S Small Tools	Meter and House Regulator Expenses	878							$ -	
420	A_6401000-M&S Inven Issue	Meter and House Regulator Expenses	878							$ -	
421	A_6500010-Transport-Vehicle	Meter and House Regulator Expenses	878							$ -	
422	A_6730030-Utilities-Telecom	Meter and House Regulator Expenses	878							$ -	
423	A_6730800-Utilities-Other	Meter and House Regulator Expenses	878							$ -	
424	A_6790199-Fees-Miscellaneous	Meter and House Regulator Expenses	878							$ -	
425	A_6790230-Postage Ship Courier	Meter and House Regulator Expenses	878							$ -	
426	A_6790320-Fleet Allocation	Meter and House Regulator Expenses	878							$ -	
427	A_6790321-Stores Allocation	Meter and House Regulator Expenses	878							$ -	
428	A_6790322-Small Tools Alloc	Meter and House Regulator Expenses	878							$ -	
429	A_6790325-T&I Allocation	Meter and House Regulator Expenses	878							$ -	
430	A_6010000-1001/A6010000	Customer Installations Expenses	879							$ 111	
431	A_6010010-1001/R6010000	Customer Installations Expenses	879							$ 14	
432	A_6010110-Labor Exempt ST	Customer Installations Expenses	879							$ 38,472	
433	A_6010130-Labor Exempt NonProd	Customer Installations Expenses	879							$ 4,406	
434	A_6010210-Labor NonExm ST	Customer Installations Expenses	879							$ 186,065	

NMGC Exhibit ECB-5
Page 177 of 596

NEW MEXICO GAS COMPANY, INC.

Summary of Specifically Forecasted Items
Base Period - 12 Months Ending March 31, 2023
Future Test Year - 12 Months Ending September 30, 2025

	A	B	C	AH	AI	AJ	AK	AL	AM	AN
2				Linkage 2 Separately Forecasted Items						
3	Description	Inputs Name	FERC Acct	Linkage 2 Period Labor Expense	Linkage 2 Period Incentive Compensation Expense	Linkage Period 2 Normalize 401K Match	Linkage 2 Medical and Dental Expense	Linkage 2 Pension and OPEB Expenses	Linkage 2 Transmission Integrity Program Costs	Linkage 2 Period General Insurance Costs
387	A_6790321-Stores Allocation	Measuring and Regulating Station Expenses	875	$ -						
388	A_6790322-Small Tools Alloc	Measuring and Regulating Station Expenses	875	$ -						
389	A_6790800-Other Oper-Misc	Measuring and Regulating Station Expenses	875	$ -						
390	A_6010000-1001/A6010000	Meter and House Regulator Expenses	878	$ (5,358)						
391	A_6010010-1001/R6010000	Meter and House Regulator Expenses	878	$ 1,610						
392	A_6010110-Labor Exempt ST	Meter and House Regulator Expenses	878	$ 727,019						
393	A_6010130-Labor Exempt NonProd	Meter and House Regulator Expenses	878	$ 151,792						
394	A_6010210-Labor NonExm ST	Meter and House Regulator Expenses	878	$ 6,083,082						
395	A_6010220-Labor NonExm OT	Meter and House Regulator Expenses	878	$ 1,506,779						
396	A_6010230-Labor NonExm NonProd	Meter and House Regulator Expenses	878	$ 1,102,432						
397	A_6010910-Labor OffCycle Bonus	Meter and House Regulator Expenses	878	$ 2,598						
398	A_6030010-EE ProfDue Subs Fees	Meter and House Regulator Expenses	878	$ -						
399	A_6030040-EE Meals 50% Deduct	Meter and House Regulator Expenses	878	$ -						
400	A_6030050-EE Mileage	Meter and House Regulator Expenses	878	$ -						
401	A_6030060-EE Shoes Uniforms	Meter and House Regulator Expenses	878	$ -						
402	A_6030070-EE Training	Meter and House Regulator Expenses	878	$ -						
403	A_6030080-EE Travel Lodging	Meter and House Regulator Expenses	878	$ -						
404	A_6030091-EE Apprec and Gifts	Meter and House Regulator Expenses	878	$ -						
405	A_6030800-EE Miscellaneous	Meter and House Regulator Expenses	878	$ -						
406	A_6100070-Consultants-Mgmt	Meter and House Regulator Expenses	878	$ -						
407	A_6100080-Consultants-Other	Meter and House Regulator Expenses	878	$ -						
408	A_6100100-Contractor Services	Meter and House Regulator Expenses	878	$ -						
409	A_6100110-Instrument SvcRepair	Meter and House Regulator Expenses	878	$ -						
410	A_6100150-Printing	Meter and House Regulator Expenses	878	$ -						
411	A_6400020-M&S Gen Office	Meter and House Regulator Expenses	878	$ -						
412	A_6400030-M&S Chemicals	Meter and House Regulator Expenses	878	$ -						
413	A_6400060-M&S Ops Consum	Meter and House Regulator Expenses	878	$ -						
414	A_6400070-M&S Safety	Meter and House Regulator Expenses	878	$ -						
415	A_6400080-M&S Vehicle Fuel	Meter and House Regulator Expenses	878	$ -						
416	A_6400100-M&S OS Purchases	Meter and House Regulator Expenses	878	$ -						
417	A_6400500-M&S Parts	Meter and House Regulator Expenses	878	$ -						
418	A_6400505-M&S Part Repairs	Meter and House Regulator Expenses	878	$ -						
419	A_6400510-M&S Small Tools	Meter and House Regulator Expenses	878	$ -						
420	A_6401000-M&S Inven Issue	Meter and House Regulator Expenses	878	$ -						
421	A_6500010-Transport-Vehicle	Meter and House Regulator Expenses	878	$ -						
422	A_6730030-Utilities-Telecom	Meter and House Regulator Expenses	878	$ -						
423	A_6730800-Utilities-Other	Meter and House Regulator Expenses	878	$ -						
424	A_6790199-Fees-Miscellaneous	Meter and House Regulator Expenses	878	$ -						
425	A_6790230-Postage Ship Courier	Meter and House Regulator Expenses	878	$ -						
426	A_6790320-Fleet Allocation	Meter and House Regulator Expenses	878	$ -						
427	A_6790321-Stores Allocation	Meter and House Regulator Expenses	878	$ -						
428	A_6790322-Small Tools Alloc	Meter and House Regulator Expenses	878	$ -						
429	A_6790325-T&I Allocation	Meter and House Regulator Expenses	878	$ -						
430	A_6010000-1001/A6010000	Customer Installations Expenses	879	$ 113						
431	A_6010010-1001/R6010000	Customer Installations Expenses	879	$ 15						
432	A_6010110-Labor Exempt ST	Customer Installations Expenses	879	$ 39,133						
433	A_6010130-Labor Exempt NonProd	Customer Installations Expenses	879	$ 4,482						
434	A_6010210-Labor NonExm ST	Customer Installations Expenses	879	$ 189,265						

NMGC Exhibit ECB-5
Page 178 of 596

NEW MEXICO GAS COMPANY, INC.

Summary of Specifically Forecasted Items
Base Period - 12 Months Ending March 31, 2023
Future Test Year - 12 Months Ending September 30, 2025

	A	B	C	AO	AP	AQ	AR	AS	AT	AU	AV
2				Linkage 2 Separately Forecasted Items							
3	Description	Inputs Name	FERC Acct	Linkage 2 Facilities Security	Linkage 2 Non-interest Revolver Adjustment	Linkage 2 Espanola Lease Expense	Linkage 2 Board of Director Costs	Linkage 2 Shared Services Expense	Linkage 2 Remove Allocated LTIP Expenses	Total Linkage 2 Period Separately Forecasted Items	
387	A_6790321-Stores Allocation	Measuring and Regulating Station Expenses	875							$ -	
388	A_6790322-Small Tools Alloc	Measuring and Regulating Station Expenses	875							$ -	
389	A_6790800-Other Oper-Misc	Measuring and Regulating Station Expenses	875							$ -	
390	A_6010000-1001/A6010000	Meter and House Regulator Expenses	878							$ (5,358)	
391	A_6010010-1001/R6010000	Meter and House Regulator Expenses	878							$ 1,610	
392	A_6010110-Labor Exempt ST	Meter and House Regulator Expenses	878							$ 727,019	
393	A_6010130-Labor Exempt NonProd	Meter and House Regulator Expenses	878							$ 151,792	
394	A_6010210-Labor NonExm ST	Meter and House Regulator Expenses	878							$ 6,083,082	
395	A_6010220-Labor NonExm OT	Meter and House Regulator Expenses	878							$ 1,506,779	
396	A_6010230-Labor NonExm NonProd	Meter and House Regulator Expenses	878							$ 1,102,432	
397	A_6010910-Labor OffCycle Bonus	Meter and House Regulator Expenses	878							$ 2,598	
398	A_6030010-EE ProfDue Subs Fees	Meter and House Regulator Expenses	878							$ -	
399	A_6030040-EE Meals 50% Deduct	Meter and House Regulator Expenses	878							$ -	
400	A_6030050-EE Mileage	Meter and House Regulator Expenses	878							$ -	
401	A_6030060-EE Shoes Uniforms	Meter and House Regulator Expenses	878							$ -	
402	A_6030070-EE Training	Meter and House Regulator Expenses	878							$ -	
403	A_6030080-EE Travel Lodging	Meter and House Regulator Expenses	878							$ -	
404	A_6030091-EE Apprec and Gifts	Meter and House Regulator Expenses	878							$ -	
405	A_6030800-EE Miscellaneous	Meter and House Regulator Expenses	878							$ -	
406	A_6100070-Consultants-Mgmt	Meter and House Regulator Expenses	878							$ -	
407	A_6100080-Consultants-Other	Meter and House Regulator Expenses	878							$ -	
408	A_6100100-Contractor Services	Meter and House Regulator Expenses	878							$ -	
409	A_6100110-Instrument SvcRepair	Meter and House Regulator Expenses	878							$ -	
410	A_6100150-Printing	Meter and House Regulator Expenses	878							$ -	
411	A_6400020-M&S Gen Office	Meter and House Regulator Expenses	878							$ -	
412	A_6400030-M&S Chemicals	Meter and House Regulator Expenses	878							$ -	
413	A_6400060-M&S Ops Consum	Meter and House Regulator Expenses	878							$ -	
414	A_6400070-M&S Safety	Meter and House Regulator Expenses	878							$ -	
415	A_6400080-M&S Vehicle Fuel	Meter and House Regulator Expenses	878							$ -	
416	A_6400100-M&S OS Purchases	Meter and House Regulator Expenses	878							$ -	
417	A_6400500-M&S Parts	Meter and House Regulator Expenses	878							$ -	
418	A_6400505-M&S Part Repairs	Meter and House Regulator Expenses	878							$ -	
419	A_6400510-M&S Small Tools	Meter and House Regulator Expenses	878							$ -	
420	A_6401000-M&S Inven Issue	Meter and House Regulator Expenses	878							$ -	
421	A_6500010-Transport-Vehicle	Meter and House Regulator Expenses	878							$ -	
422	A_6730030-Utilities-Telecom	Meter and House Regulator Expenses	878							$ -	
423	A_6730800-Utilities-Other	Meter and House Regulator Expenses	878							$ -	
424	A_6790199-Fees-Miscellaneous	Meter and House Regulator Expenses	878							$ -	
425	A_6790230-Postage Ship Courier	Meter and House Regulator Expenses	878							$ -	
426	A_6790320-Fleet Allocation	Meter and House Regulator Expenses	878							$ -	
427	A_6790321-Stores Allocation	Meter and House Regulator Expenses	878							$ -	
428	A_6790322-Small Tools Alloc	Meter and House Regulator Expenses	878							$ -	
429	A_6790325-T&I Allocation	Meter and House Regulator Expenses	878							$ -	
430	A_6010000-1001/A6010000	Customer Installations Expenses	879							$ 113	
431	A_6010010-1001/R6010000	Customer Installations Expenses	879							$ 15	
432	A_6010110-Labor Exempt ST	Customer Installations Expenses	879							$ 39,133	
433	A_6010130-Labor Exempt NonProd	Customer Installations Expenses	879							$ 4,482	
434	A_6010210-Labor NonExm ST	Customer Installations Expenses	879							$ 189,265	

NMGC Exhibit ECB-5
Page 179 of 596

NEW MEXICO GAS COMPANY, INC.

Summary of Specifically Forecasted Items
Base Period - 12 Months Ending March 31, 2023
Future Test Year - 12 Months Ending September 30, 2025

	A	B	C	AW	AX	AY	AZ	BA	BB	BC
2				Test Period Separately Forecasted Items						
3	Description	Inputs Name	FERC Acct	Test Period Labor Expense	Test Period Incentive Compensation	Test Period Normalize 401K Match	Test Period Medical and Dental Expense	Test Period Pension and OPEB Expenses(2)	Test Period Transmission Integrity Program Costs	Test Period General Insurance Costs
387	A_6790321-Stores Allocation	Measuring and Regulating Station Expenses	875	$ -						
388	A_6790322-Small Tools Alloc	Measuring and Regulating Station Expenses	875	$ -						
389	A_6790800-Other Oper-Misc	Measuring and Regulating Station Expenses	875	$ -						
390	A_6010000-1001/A6010000	Meter and House Regulator Expenses	878	$ (5,960)						
391	A_6010010-1001/R6010000	Meter and House Regulator Expenses	878	$ 1,791						
392	A_6010110-Labor Exempt ST	Meter and House Regulator Expenses	878	$ 808,639						
393	A_6010130-Labor Exempt NonProd	Meter and House Regulator Expenses	878	$ 168,833						
394	A_6010210-Labor NonExm ST	Meter and House Regulator Expenses	878	$ 6,766,007						
395	A_6010220-Labor NonExm OT	Meter and House Regulator Expenses	878	$ 1,675,939						
396	A_6010230-Labor NonExm NonProd	Meter and House Regulator Expenses	878	$ 1,226,198						
397	A_6010910-Labor OffCycle Bonus	Meter and House Regulator Expenses	878	$ 2,890						
398	A_6030010-EE ProfDue Subs Fees	Meter and House Regulator Expenses	878	$ -						
399	A_6030040-EE Meals 50% Deduct	Meter and House Regulator Expenses	878	$ -						
400	A_6030050-EE Mileage	Meter and House Regulator Expenses	878	$ -						
401	A_6030060-EE Shoes Uniforms	Meter and House Regulator Expenses	878	$ -						
402	A_6030070-EE Training	Meter and House Regulator Expenses	878	$ -						
403	A_6030080-EE Travel Lodging	Meter and House Regulator Expenses	878	$ -						
404	A_6030091-EE Apprec and Gifts	Meter and House Regulator Expenses	878	$ -						
405	A_6030800-EE Miscellaneous	Meter and House Regulator Expenses	878	$ -						
406	A_6100070-Consultants-Mgmt	Meter and House Regulator Expenses	878	$ -						
407	A_6100080-Consultants-Other	Meter and House Regulator Expenses	878	$ -						
408	A_6100100-Contractor Services	Meter and House Regulator Expenses	878	$ -						
409	A_6100110-Instrument SvcRepair	Meter and House Regulator Expenses	878	$ -						
410	A_6100150-Printing	Meter and House Regulator Expenses	878	$ -						
411	A_6400020-M&S Gen Office	Meter and House Regulator Expenses	878	$ -						
412	A_6400030-M&S Chemicals	Meter and House Regulator Expenses	878	$ -						
413	A_6400060-M&S Ops Consum	Meter and House Regulator Expenses	878	$ -						
414	A_6400070-M&S Safety	Meter and House Regulator Expenses	878	$ -						
415	A_6400080-M&S Vehicle Fuel	Meter and House Regulator Expenses	878	$ -						
416	A_6400100-M&S OS Purchases	Meter and House Regulator Expenses	878	$ -						
417	A_6400500-M&S Parts	Meter and House Regulator Expenses	878	$ -						
418	A_6400505-M&S Part Repairs	Meter and House Regulator Expenses	878	$ -						
419	A_6400510-M&S Small Tools	Meter and House Regulator Expenses	878	$ -						
420	A_6401000-M&S Inven Issue	Meter and House Regulator Expenses	878	$ -						
421	A_6500010-Transport-Vehicle	Meter and House Regulator Expenses	878	$ -						
422	A_6730030-Utilities-Telecom	Meter and House Regulator Expenses	878	$ -						
423	A_6730800-Utilities-Other	Meter and House Regulator Expenses	878	$ -						
424	A_6790199-Fees-Miscellaneous	Meter and House Regulator Expenses	878	$ -						
425	A_6790230-Postage Ship Courier	Meter and House Regulator Expenses	878	$ -						
426	A_6790320-Fleet Allocation	Meter and House Regulator Expenses	878	$ -						
427	A_6790321-Stores Allocation	Meter and House Regulator Expenses	878	$ -						
428	A_6790322-Small Tools Alloc	Meter and House Regulator Expenses	878	$ -						
429	A_6790325-T&I Allocation	Meter and House Regulator Expenses	878	$ -						
430	A_6010000-1001/A6010000	Customer Installations Expenses	879	$ 125						
431	A_6010010-1001/R6010000	Customer Installations Expenses	879	$ 16						
432	A_6010110-Labor Exempt ST	Customer Installations Expenses	879	$ 43,527						
433	A_6010130-Labor Exempt NonProd	Customer Installations Expenses	879	$ 4,985						
434	A_6010210-Labor NonExm ST	Customer Installations Expenses	879	$ 210,513						

NMGC Exhibit ECB-5
Page 180 of 596

NEW MEXICO GAS COMPANY, INC.

Summary of Specifically Forecasted Items
Base Period - 12 Months Ending March 31, 2023
Future Test Year - 12 Months Ending September 30, 2025

	A	B	C	BD	BE	BF	BG	BH	BI	BJ	BK
2				Test Period Separately Forecasted Items							
3	Description	Inputs Name	FERC Acct	Test Period Non-interest Revolver Adjustment	Adjust Espanola Lease	Future Test Year Period Facilities Security	Future Test Period Board of Director Costs	Hansen CIS Expense	Future Test Period Shared Services Expense	Future Test Year Period Remove Allocated LTIP Expenses	Total Test Period Separately Forecasted Items
387	A_6790321-Stores Allocation	Measuring and Regulating Station Expenses	875								$ -
388	A_6790322-Small Tools Alloc	Measuring and Regulating Station Expenses	875								$ -
389	A_6790800-Other Oper-Misc	Measuring and Regulating Station Expenses	875								$ -
390	A_6010000-1001/A6010000	Meter and House Regulator Expenses	878								$ (5,960)
391	A_6010010-1001/R6010000	Meter and House Regulator Expenses	878								$ 1,791
392	A_6010110-Labor Exempt ST	Meter and House Regulator Expenses	878								$ 808,639
393	A_6010130-Labor Exempt NonProd	Meter and House Regulator Expenses	878								$ 168,833
394	A_6010210-Labor NonExm ST	Meter and House Regulator Expenses	878								$ 6,766,007
395	A_6010220-Labor NonExm OT	Meter and House Regulator Expenses	878								$ 1,675,939
396	A_6010230-Labor NonExm NonProd	Meter and House Regulator Expenses	878								$ 1,226,198
397	A_6010910-Labor OffCycle Bonus	Meter and House Regulator Expenses	878								$ 2,890
398	A_6030010-EE ProfDue Subs Fees	Meter and House Regulator Expenses	878								$ -
399	A_6030040-EE Meals 50% Deduct	Meter and House Regulator Expenses	878								$ -
400	A_6030050-EE Mileage	Meter and House Regulator Expenses	878								$ -
401	A_6030060-EE Shoes Uniforms	Meter and House Regulator Expenses	878								$ -
402	A_6030070-EE Training	Meter and House Regulator Expenses	878								$ -
403	A_6030080-EE Travel Lodging	Meter and House Regulator Expenses	878								$ -
404	A_6030091-EE Apprec and Gifts	Meter and House Regulator Expenses	878								$ -
405	A_6030800-EE Miscellaneous	Meter and House Regulator Expenses	878								$ -
406	A_6100070-Consultants-Mgmt	Meter and House Regulator Expenses	878								$ -
407	A_6100080-Consultants-Other	Meter and House Regulator Expenses	878								$ -
408	A_6100100-Contractor Services	Meter and House Regulator Expenses	878								$ -
409	A_6100110-Instrument SvcRepair	Meter and House Regulator Expenses	878								$ -
410	A_6100150-Printing	Meter and House Regulator Expenses	878								$ -
411	A_6400020-M&S Gen Office	Meter and House Regulator Expenses	878								$ -
412	A_6400030-M&S Chemicals	Meter and House Regulator Expenses	878								$ -
413	A_6400060-M&S Ops Consum	Meter and House Regulator Expenses	878								$ -
414	A_6400070-M&S Safety	Meter and House Regulator Expenses	878								$ -
415	A_6400080-M&S Vehicle Fuel	Meter and House Regulator Expenses	878								$ -
416	A_6400100-M&S OS Purchases	Meter and House Regulator Expenses	878								$ -
417	A_6400500-M&S Parts	Meter and House Regulator Expenses	878								$ -
418	A_6400505-M&S Part Repairs	Meter and House Regulator Expenses	878								$ -
419	A_6400510-M&S Small Tools	Meter and House Regulator Expenses	878								$ -
420	A_6401000-M&S Inven Issue	Meter and House Regulator Expenses	878								$ -
421	A_6500010-Transport-Vehicle	Meter and House Regulator Expenses	878								$ -
422	A_6730030-Utilities-Telecom	Meter and House Regulator Expenses	878								$ -
423	A_6730800-Utilities-Other	Meter and House Regulator Expenses	878								$ -
424	A_6790199-Fees-Miscellaneous	Meter and House Regulator Expenses	878								$ -
425	A_6790230-Postage Ship Courier	Meter and House Regulator Expenses	878								$ -
426	A_6790320-Fleet Allocation	Meter and House Regulator Expenses	878								$ -
427	A_6790321-Stores Allocation	Meter and House Regulator Expenses	878								$ -
428	A_6790322-Small Tools Alloc	Meter and House Regulator Expenses	878								$ -
429	A_6790325-T&I Allocation	Meter and House Regulator Expenses	878								$ -
430	A_6010000-1001/A6010000	Customer Installations Expenses	879								$ 125
431	A_6010010-1001/R6010000	Customer Installations Expenses	879								$ 16
432	A_6010110-Labor Exempt ST	Customer Installations Expenses	879								$ 43,527
433	A_6010130-Labor Exempt NonProd	Customer Installations Expenses	879								$ 4,985
434	A_6010210-Labor NonExm ST	Customer Installations Expenses	879								$ 210,513

NMGC Exhibit ECB-5
Page 181 of 596

NEW MEXICO GAS COMPANY, INC.

Summary of Specifically Forecasted Items
Base Period - 12 Months Ending March 31, 2023
Future Test Year - 12 Months Ending September 30, 2025

	A	B	C	D	E	F	G	H	I	J
2										
3	Description	Inputs Name	FERC Acct	Total Company Adjusted Base Period Ending 3/31/2023		Base Labor Expense	Base Incentive Compensation Expense	Base Normalize 401K Match	Base Medical and Dental Expense	Base Pension and OPEB Expenses
435	A_6010220-Labor NonExm OT	Customer Installations Expenses	879	27,248		27,248				
436	A_6010230-Labor NonExm NonProd	Customer Installations Expenses	879	36,592		36,592				
437	A_6010910-Labor OffCycle Bonus	Customer Installations Expenses	879	26		26				
438	A_6030010-EE ProfDue Subs Fees	Customer Installations Expenses	879	151		-				
439	A_6030040-EE Meals 50% Deduct	Customer Installations Expenses	879	685		-				
440	A_6030060-EE Shoes Uniforms	Customer Installations Expenses	879	2,633		-				
441	A_6030070-EE Training	Customer Installations Expenses	879	570		-				
442	A_6030080-EE Travel Lodging	Customer Installations Expenses	879	967		-				
443	A_6030091-EE Apprec and Gifts	Customer Installations Expenses	879	1		-				
444	A_6030800-EE Miscellaneous	Customer Installations Expenses	879	1,780		-				
445	A_6100070-Consultants-Mgmt	Customer Installations Expenses	879	172		-				
446	A_6400020-M&S Gen Office	Customer Installations Expenses	879	1,234		-				
447	A_6400070-M&S Safety	Customer Installations Expenses	879	145		-				
448	A_6400100-M&S OS Purchases	Customer Installations Expenses	879	1,381		-				
449	A_6400500-M&S Parts	Customer Installations Expenses	879	164		-				
450	A_6400510-M&S Small Tools	Customer Installations Expenses	879	568		-				
451	A_6401000-M&S Inven Issue	Customer Installations Expenses	879	763		-				
452	A_6500010-Transport-Vehicle	Customer Installations Expenses	879	100		-				
453	A_6730030-Utilities-Telecom	Customer Installations Expenses	879	197		-				
454	A_6730800-Utilities-Other	Customer Installations Expenses	879	27		-				
455	A_6790230-Postage Ship Courier	Customer Installations Expenses	879	99		-				
456	A_6790320-Fleet Allocation	Customer Installations Expenses	879	39,068		-				
457	A_6790321-Stores Allocation	Customer Installations Expenses	879	157		-				
458	A_6790322-Small Tools Alloc	Customer Installations Expenses	879	78		-				
459	A_6010000-1001/A6010000	Other Expenses	880	(11,338)		(11,338)				
460	A_6010010-1001/R6010000	Other Expenses	880	68		68				
461	A_6010110-Labor Exempt ST	Other Expenses	880	1,597,861		1,597,861				
462	A_6010130-Labor Exempt NonProd	Other Expenses	880	291,908		291,908				
463	A_6010210-Labor NonExm ST	Other Expenses	880	786,718		786,718				
464	A_6010220-Labor NonExm OT	Other Expenses	880	150,074		150,074				
465	A_6010230-Labor NonExm NonProd	Other Expenses	880	143,726		143,726				
466	A_6010910-Labor OffCycle Bonus	Other Expenses	880	2,297		2,297				
467	A_6030010-EE ProfDue Subs Fees	Other Expenses	880	22,504		-				
468	A_6030040-EE Meals 50% Deduct	Other Expenses	880	118,047		-				
469	A_6030050-EE Mileage	Other Expenses	880	1,088		-				
470	A_6030060-EE Shoes Uniforms	Other Expenses	880	20,108		-				
471	A_6030070-EE Training	Other Expenses	880	22,426		-				
472	A_6030080-EE Travel Lodging	Other Expenses	880	158,967		-				
473	A_6030091-EE Apprec and Gifts	Other Expenses	880	9		-				
474	A_6030800-EE Miscellaneous	Other Expenses	880	37,253		-				
475	A_6100010-Advertising	Other Expenses	880	5,401		-				
476	A_6100040-Consultants-Engineer	Other Expenses	880	9,289		-				
477	A_6100070-Consultants-Mgmt	Other Expenses	880	1,392		-				
478	A_6100080-Consultants-Other	Other Expenses	880	290,871		-				
479	A_6100100-Contractor Services	Other Expenses	880	211,941		-				
480	A_6100110-Instrument SvcRepair	Other Expenses	880	2,032		-				
481	A_6100120-Tool Service/Repair	Other Expenses	880	24,983		-				
482	A_6100150-Printing	Other Expenses	880	8,723		-				

NMGC Exhibit ECB-5
Page 182 of 596

Sponsored by NMGC Witness Erik C. Buchanan

WP 4 OM Separately Forecasted

NEW MEXICO GAS COMPANY, INC.

Summary of Specifically Forecasted Items
Base Period - 12 Months Ending March 31, 2023
Future Test Year - 12 Months Ending September 30, 2025

	A	B	C	K	L	M	N	O	P	Q	R
2				Adjusted Base Period Separately Forecasted Items to Carry Forward, without separate escalation				Adjusted Base Period Separately Forecasted Items to Carry Forward, without separate escalation			
3	Description	Inputs Name	FERC Acct	Transmission Integrity Program Costs	General Insurance Costs	Non-interest Revolver Adjustment	Espanola Lease Expense	Board of Director Costs	Shared Services Expense	Adjusted Base Period Separately Forecasted Items to Carry Forward	
435	A_6010220-Labor NonExm OT	Customer Installations Expenses	879							27,248	
436	A_6010230-Labor NonExm NonProd	Customer Installations Expenses	879							36,592	
437	A_6010910-Labor OffCycle Bonus	Customer Installations Expenses	879							26	
438	A_6030010-EE ProfDue Subs Fees	Customer Installations Expenses	879							-	
439	A_6030040-EE Meals 50% Deduct	Customer Installations Expenses	879							-	
440	A_6030060-EE Shoes Uniforms	Customer Installations Expenses	879							-	
441	A_6030070-EE Training	Customer Installations Expenses	879							-	
442	A_6030080-EE Travel Lodging	Customer Installations Expenses	879							-	
443	A_6030091-EE Apprec and Gifts	Customer Installations Expenses	879							-	
444	A_6030800-EE Miscellaneous	Customer Installations Expenses	879							-	
445	A_6100070-Consultants-Mgmt	Customer Installations Expenses	879							-	
446	A_6400020-M&S Gen Office	Customer Installations Expenses	879							-	
447	A_6400070-M&S Safety	Customer Installations Expenses	879							-	
448	A_6400100-M&S OS Purchases	Customer Installations Expenses	879							-	
449	A_6400500-M&S Parts	Customer Installations Expenses	879							-	
450	A_6400510-M&S Small Tools	Customer Installations Expenses	879							-	
451	A_6401000-M&S Inven Issue	Customer Installations Expenses	879							-	
452	A_6500010-Transport-Vehicle	Customer Installations Expenses	879							-	
453	A_6730030-Utilities-Telecom	Customer Installations Expenses	879							-	
454	A_6730800-Utilities-Other	Customer Installations Expenses	879							-	
455	A_6790230-Postage Ship Courier	Customer Installations Expenses	879							-	
456	A_6790320-Fleet Allocation	Customer Installations Expenses	879							-	
457	A_6790321-Stores Allocation	Customer Installations Expenses	879							-	
458	A_6790322-Small Tools Alloc	Customer Installations Expenses	879							-	
459	A_6010000-1001/A6010000	Other Expenses	880							(11,338)	
460	A_6010010-1001/R6010000	Other Expenses	880							68	
461	A_6010110-Labor Exempt ST	Other Expenses	880							1,597,861	
462	A_6010130-Labor Exempt NonProd	Other Expenses	880							291,908	
463	A_6010210-Labor NonExm ST	Other Expenses	880							786,718	
464	A_6010220-Labor NonExm OT	Other Expenses	880							150,074	
465	A_6010230-Labor NonExm NonProd	Other Expenses	880							143,726	
466	A_6010910-Labor OffCycle Bonus	Other Expenses	880							2,297	
467	A_6030010-EE ProfDue Subs Fees	Other Expenses	880							-	
468	A_6030040-EE Meals 50% Deduct	Other Expenses	880							-	
469	A_6030050-EE Mileage	Other Expenses	880							-	
470	A_6030060-EE Shoes Uniforms	Other Expenses	880							-	
471	A_6030070-EE Training	Other Expenses	880							-	
472	A_6030080-EE Travel Lodging	Other Expenses	880							-	
473	A_6030091-EE Apprec and Gifts	Other Expenses	880							-	
474	A_6030800-EE Miscellaneous	Other Expenses	880							-	
475	A_6100010-Advertising	Other Expenses	880							-	
476	A_6100040-Consultants-Engineer	Other Expenses	880							-	
477	A_6100070-Consultants-Mgmt	Other Expenses	880							-	
478	A_6100080-Consultants-Other	Other Expenses	880							-	
479	A_6100100-Contractor Services	Other Expenses	880							-	
480	A_6100110-Instrument SvcRepair	Other Expenses	880							-	
481	A_6100120-Tool Service/Repair	Other Expenses	880							-	
482	A_6100150-Printing	Other Expenses	880							-	

NMGC Exhibit ECB-5
Page 183 of 596

NEW MEXICO GAS COMPANY, INC.

Summary of Specifically Forecasted Items
Base Period - 12 Months Ending March 31, 2023
Future Test Year - 12 Months Ending September 30, 2025

	A	B	C	S	T	U	V	W	X	Y
2				Linkage 1 Separately Forecasted Items						
3	Description	Inputs Name	FERC Acct	Linkage Period 1 Labor Expense	Linkage Period 1 Incentive Compensation Expense	Linkage Period 1 Normalize 401K Match	Linkage 1 Medical and Dental Expense	Linkage 1 Pension and OPEB Expenses	Linkage 1 Transmission Integrity Program Costs	Linkage 1 General Insurance Costs
435	A_6010220-Labor NonExm OT	Customer Installations Expenses	879	27,725						
436	A_6010230-Labor NonExm NonProd	Customer Installations Expenses	879	37,233						
437	A_6010910-Labor OffCycle Bonus	Customer Installations Expenses	879	27						
438	A_6030010-EE ProfDue Subs Fees	Customer Installations Expenses	879	-						
439	A_6030040-EE Meals 50% Deduct	Customer Installations Expenses	879	-						
440	A_6030060-EE Shoes Uniforms	Customer Installations Expenses	879	-						
441	A_6030070-EE Training	Customer Installations Expenses	879	-						
442	A_6030080-EE Travel Lodging	Customer Installations Expenses	879	-						
443	A_6030091-EE Apprec and Gifts	Customer Installations Expenses	879	-						
444	A_6030800-EE Miscellaneous	Customer Installations Expenses	879	-						
445	A_6100070-Consultants-Mgmt	Customer Installations Expenses	879	-						
446	A_6400020-M&S Gen Office	Customer Installations Expenses	879	-						
447	A_6400070-M&S Safety	Customer Installations Expenses	879	-						
448	A_6400100-M&S OS Purchases	Customer Installations Expenses	879	-						
449	A_6400500-M&S Parts	Customer Installations Expenses	879	-						
450	A_6400510-M&S Small Tools	Customer Installations Expenses	879	-						
451	A_6401000-M&S Inven Issue	Customer Installations Expenses	879	-						
452	A_6500010-Transport-Vehicle	Customer Installations Expenses	879	-						
453	A_6730030-Utilities-Telecom	Customer Installations Expenses	879	-						
454	A_6730800-Utilities-Other	Customer Installations Expenses	879	-						
455	A_6790230-Postage Ship Courier	Customer Installations Expenses	879	-						
456	A_6790320-Fleet Allocation	Customer Installations Expenses	879	-						
457	A_6790321-Stores Allocation	Customer Installations Expenses	879	-						
458	A_6790322-Small Tools Alloc	Customer Installations Expenses	879	-						
459	A_6010000-1001/A6010000	Other Expenses	880	(11,536)						
460	A_6010010-1001/R6010000	Other Expenses	880	69						
461	A_6010110-Labor Exempt ST	Other Expenses	880	1,625,824						
462	A_6010130-Labor Exempt NonProd	Other Expenses	880	297,016						
463	A_6010210-Labor NonExm ST	Other Expenses	880	800,486						
464	A_6010220-Labor NonExm OT	Other Expenses	880	152,700						
465	A_6010230-Labor NonExm NonProd	Other Expenses	880	146,242						
466	A_6010910-Labor OffCycle Bonus	Other Expenses	880	2,337						
467	A_6030010-EE ProfDue Subs Fees	Other Expenses	880	-						
468	A_6030040-EE Meals 50% Deduct	Other Expenses	880	-						
469	A_6030050-EE Mileage	Other Expenses	880	-						
470	A_6030060-EE Shoes Uniforms	Other Expenses	880	-						
471	A_6030070-EE Training	Other Expenses	880	-						
472	A_6030080-EE Travel Lodging	Other Expenses	880	-						
473	A_6030091-EE Apprec and Gifts	Other Expenses	880	-						
474	A_6030800-EE Miscellaneous	Other Expenses	880	-						
475	A_6100010-Advertising	Other Expenses	880	-						
476	A_6100040-Consultants-Engineer	Other Expenses	880	-						
477	A_6100070-Consultants-Mgmt	Other Expenses	880	-						
478	A_6100080-Consultants-Other	Other Expenses	880	-						
479	A_6100100-Contractor Services	Other Expenses	880	-						
480	A_6100110-Instrument SvcRepair	Other Expenses	880	-						
481	A_6100120-Tool Service/Repair	Other Expenses	880	-						
482	A_6100150-Printing	Other Expenses	880	-						

NMGC Exhibit ECB-5
Page 184 of 596

NEW MEXICO GAS COMPANY, INC.

Summary of Specifically Forecasted Items
Base Period - 12 Months Ending March 31, 2023
Future Test Year - 12 Months Ending September 30, 2025

	A	B	C	Z	AA	AB	AC	AD	AE	AF	AG
2				Linkage 1 Separately Forecasted Items							
3	Description	Inputs Name	FERC Acct	Linkage 1 Facilities Security	Linkage 1 Non-interest Revolver Adjustment	Linkage 1 Espanola Lease Expense	Linkage 1 Board of Director Costs	Linkage 1 Shared Services Expense	Linkage 1 Remove Allocated LTIP Expenses	Total Linkage 1 Period Separately Forecasted Items	
435	A_6010220-Labor NonExm OT	Customer Installations Expenses	879							$ 27,725	
436	A_6010230-Labor NonExm NonProd	Customer Installations Expenses	879							$ 37,233	
437	A_6010910-Labor OffCycle Bonus	Customer Installations Expenses	879							$ 27	
438	A_6030010-EE ProfDue Subs Fees	Customer Installations Expenses	879							$ -	
439	A_6030040-EE Meals 50% Deduct	Customer Installations Expenses	879							$ -	
440	A_6030060-EE Shoes Uniforms	Customer Installations Expenses	879							$ -	
441	A_6030070-EE Training	Customer Installations Expenses	879							$ -	
442	A_6030080-EE Travel Lodging	Customer Installations Expenses	879							$ -	
443	A_6030091-EE Apprec and Gifts	Customer Installations Expenses	879							$ -	
444	A_6030800-EE Miscellaneous	Customer Installations Expenses	879							$ -	
445	A_6100070-Consultants-Mgmt	Customer Installations Expenses	879							$ -	
446	A_6400020-M&S Gen Office	Customer Installations Expenses	879							$ -	
447	A_6400070-M&S Safety	Customer Installations Expenses	879							$ -	
448	A_6400100-M&S OS Purchases	Customer Installations Expenses	879							$ -	
449	A_6400500-M&S Parts	Customer Installations Expenses	879							$ -	
450	A_6400510-M&S Small Tools	Customer Installations Expenses	879							$ -	
451	A_6401000-M&S Inven Issue	Customer Installations Expenses	879							$ -	
452	A_6500010-Transport-Vehicle	Customer Installations Expenses	879							$ -	
453	A_6730030-Utilities-Telecom	Customer Installations Expenses	879							$ -	
454	A_6730800-Utilities-Other	Customer Installations Expenses	879							$ -	
455	A_6790230-Postage Ship Courier	Customer Installations Expenses	879							$ -	
456	A_6790320-Fleet Allocation	Customer Installations Expenses	879							$ -	
457	A_6790321-Stores Allocation	Customer Installations Expenses	879							$ -	
458	A_6790322-Small Tools Alloc	Customer Installations Expenses	879							$ -	
459	A_6010000-1001/A6010000	Other Expenses	880							$ (11,536)	
460	A_6010010-1001/R6010000	Other Expenses	880							$ 69	
461	A_6010110-Labor Exempt ST	Other Expenses	880							$ 1,625,824	
462	A_6010130-Labor Exempt NonProd	Other Expenses	880							$ 297,016	
463	A_6010210-Labor NonExm ST	Other Expenses	880							$ 800,486	
464	A_6010220-Labor NonExm OT	Other Expenses	880							$ 152,700	
465	A_6010230-Labor NonExm NonProd	Other Expenses	880							$ 146,242	
466	A_6010910-Labor OffCycle Bonus	Other Expenses	880							$ 2,337	
467	A_6030010-EE ProfDue Subs Fees	Other Expenses	880							$ -	
468	A_6030040-EE Meals 50% Deduct	Other Expenses	880							$ -	
469	A_6030050-EE Mileage	Other Expenses	880							$ -	
470	A_6030060-EE Shoes Uniforms	Other Expenses	880							$ -	
471	A_6030070-EE Training	Other Expenses	880							$ -	
472	A_6030080-EE Travel Lodging	Other Expenses	880							$ -	
473	A_6030091-EE Apprec and Gifts	Other Expenses	880							$ -	
474	A_6030800-EE Miscellaneous	Other Expenses	880							$ -	
475	A_6100010-Advertising	Other Expenses	880							$ -	
476	A_6100040-Consultants-Engineer	Other Expenses	880							$ -	
477	A_6100070-Consultants-Mgmt	Other Expenses	880							$ -	
478	A_6100080-Consultants-Other	Other Expenses	880							$ -	
479	A_6100100-Contractor Services	Other Expenses	880							$ -	
480	A_6100110-Instrument SvcRepair	Other Expenses	880							$ -	
481	A_6100120-Tool Service/Repair	Other Expenses	880							$ -	
482	A_6100150-Printing	Other Expenses	880							$ -	

NMGC Exhibit ECB-5
Page 185 of 596

NEW MEXICO GAS COMPANY, INC.

Summary of Specifically Forecasted Items
Base Period - 12 Months Ending March 31, 2023
Future Test Year - 12 Months Ending September 30, 2025

	A	B	C	AH	AI	AJ	AK	AL	AM	AN
2				Linkage 2 Separately Forecasted Items						
3	Description	Inputs Name	FERC Acct	Linkage 2 Period Labor Expense	Linkage 2 Period Incentive Compensation Expense	Linkage Period 2 Normalize 401K Match	Linkage 2 Medical and Dental Expense	Linkage 2 Pension and OPEB Expenses	Linkage 2 Transmission Integrity Program Costs	Linkage 2 Period General Insurance Costs
435	A_6010220-Labor NonExm OT	Customer Installations Expenses	879	$ 28,201						
436	A_6010230-Labor NonExm NonProd	Customer Installations Expenses	879	$ 37,873						
437	A_6010910-Labor OffCycle Bonus	Customer Installations Expenses	879	$ 27						
438	A_6030010-EE ProfDue Subs Fees	Customer Installations Expenses	879	$ -						
439	A_6030040-EE Meals 50% Deduct	Customer Installations Expenses	879	$ -						
440	A_6030060-EE Shoes Uniforms	Customer Installations Expenses	879	$ -						
441	A_6030070-EE Training	Customer Installations Expenses	879	$ -						
442	A_6030080-EE Travel Lodging	Customer Installations Expenses	879	$ -						
443	A_6030091-EE Apprec and Gifts	Customer Installations Expenses	879	$ -						
444	A_6030800-EE Miscellaneous	Customer Installations Expenses	879	$ -						
445	A_6100070-Consultants-Mgmt	Customer Installations Expenses	879	$ -						
446	A_6400020-M&S Gen Office	Customer Installations Expenses	879	$ -						
447	A_6400070-M&S Safety	Customer Installations Expenses	879	$ -						
448	A_6400100-M&S OS Purchases	Customer Installations Expenses	879	$ -						
449	A_6400500-M&S Parts	Customer Installations Expenses	879	$ -						
450	A_6400510-M&S Small Tools	Customer Installations Expenses	879	$ -						
451	A_6401000-M&S Inven Issue	Customer Installations Expenses	879	$ -						
452	A_6500010-Transport-Vehicle	Customer Installations Expenses	879	$ -						
453	A_6730030-Utilities-Telecom	Customer Installations Expenses	879	$ -						
454	A_6730800-Utilities-Other	Customer Installations Expenses	879	$ -						
455	A_6790230-Postage Ship Courier	Customer Installations Expenses	879	$ -						
456	A_6790320-Fleet Allocation	Customer Installations Expenses	879	$ -						
457	A_6790321-Stores Allocation	Customer Installations Expenses	879	$ -						
458	A_6790322-Small Tools Alloc	Customer Installations Expenses	879	$ -						
459	A_6010000-1001/A6010000	Other Expenses	880	$ (11,735)						
460	A_6010010-1001/R6010000	Other Expenses	880	$ 71						
461	A_6010110-Labor Exempt ST	Other Expenses	880	$ 1,653,787						
462	A_6010130-Labor Exempt NonProd	Other Expenses	880	$ 302,124						
463	A_6010210-Labor NonExm ST	Other Expenses	880	$ 814,253						
464	A_6010220-Labor NonExm OT	Other Expenses	880	$ 155,326						
465	A_6010230-Labor NonExm NonProd	Other Expenses	880	$ 148,757						
466	A_6010910-Labor OffCycle Bonus	Other Expenses	880	$ 2,377						
467	A_6030010-EE ProfDue Subs Fees	Other Expenses	880	$ -						
468	A_6030040-EE Meals 50% Deduct	Other Expenses	880	$ -						
469	A_6030050-EE Mileage	Other Expenses	880	$ -						
470	A_6030060-EE Shoes Uniforms	Other Expenses	880	$ -						
471	A_6030070-EE Training	Other Expenses	880	$ -						
472	A_6030080-EE Travel Lodging	Other Expenses	880	$ -						
473	A_6030091-EE Apprec and Gifts	Other Expenses	880	$ -						
474	A_6030800-EE Miscellaneous	Other Expenses	880	$ -						
475	A_6100010-Advertising	Other Expenses	880	$ -						
476	A_6100040-Consultants-Engineer	Other Expenses	880	$ -						
477	A_6100070-Consultants-Mgmt	Other Expenses	880	$ -						
478	A_6100080-Consultants-Other	Other Expenses	880	$ -						
479	A_6100100-Contractor Services	Other Expenses	880	$ -						
480	A_6100110-Instrument SvcRepair	Other Expenses	880	$ -						
481	A_6100120-Tool Service/Repair	Other Expenses	880	$ -						
482	A_6100150-Printing	Other Expenses	880	$ -						

NMGC Exhibit ECB-5
Page 186 of 596

NEW MEXICO GAS COMPANY, INC.

Summary of Specifically Forecasted Items
Base Period - 12 Months Ending March 31, 2023
Future Test Year - 12 Months Ending September 30, 2025

	A	B	C	AO	AP	AQ	AR	AS	AT	AU	AV
2				Linkage 2 Separately Forecasted Items							
3	Description	Inputs Name	FERC Acct	Linkage 2 Facilities Security	Linkage 2 Non-interest Revolver Adjustment	Linkage 2 Espanola Lease Expense	Linkage 2 Board of Director Costs	Linkage 2 Shared Services Expense	Linkage 2 Remove Allocated LTIP Expenses	Total Linkage 2 Period Separately Forecasted Items	
435	A_6010220-Labor NonExm OT	Customer Installations Expenses	879							$ 28,201	
436	A_6010230-Labor NonExm NonProd	Customer Installations Expenses	879							$ 37,873	
437	A_6010910-Labor OffCycle Bonus	Customer Installations Expenses	879							$ 27	
438	A_6030010-EE ProfDue Subs Fees	Customer Installations Expenses	879							$ -	
439	A_6030040-EE Meals 50% Deduct	Customer Installations Expenses	879							$ -	
440	A_6030060-EE Shoes Uniforms	Customer Installations Expenses	879							$ -	
441	A_6030070-EE Training	Customer Installations Expenses	879							$ -	
442	A_6030080-EE Travel Lodging	Customer Installations Expenses	879							$ -	
443	A_6030091-EE Apprec and Gifts	Customer Installations Expenses	879							$ -	
444	A_6030800-EE Miscellaneous	Customer Installations Expenses	879							$ -	
445	A_6100070-Consultants-Mgmt	Customer Installations Expenses	879							$ -	
446	A_6400020-M&S Gen Office	Customer Installations Expenses	879							$ -	
447	A_6400070-M&S Safety	Customer Installations Expenses	879							$ -	
448	A_6400100-M&S OS Purchases	Customer Installations Expenses	879							$ -	
449	A_6400500-M&S Parts	Customer Installations Expenses	879							$ -	
450	A_6400510-M&S Small Tools	Customer Installations Expenses	879							$ -	
451	A_6401000-M&S Inven Issue	Customer Installations Expenses	879							$ -	
452	A_6500010-Transport-Vehicle	Customer Installations Expenses	879							$ -	
453	A_6730030-Utilities-Telecom	Customer Installations Expenses	879							$ -	
454	A_6730800-Utilities-Other	Customer Installations Expenses	879							$ -	
455	A_6790230-Postage Ship Courier	Customer Installations Expenses	879							$ -	
456	A_6790320-Fleet Allocation	Customer Installations Expenses	879							$ -	
457	A_6790321-Stores Allocation	Customer Installations Expenses	879							$ -	
458	A_6790322-Small Tools Alloc	Customer Installations Expenses	879							$ -	
459	A_6010000-1001/A6010000	Other Expenses	880							$ (11,735)	
460	A_6010010-1001/R6010000	Other Expenses	880							$ 71	
461	A_6010110-Labor Exempt ST	Other Expenses	880							$ 1,653,787	
462	A_6010130-Labor Exempt NonProd	Other Expenses	880							$ 302,124	
463	A_6010210-Labor NonExm ST	Other Expenses	880							$ 814,253	
464	A_6010220-Labor NonExm OT	Other Expenses	880							$ 155,326	
465	A_6010230-Labor NonExm NonProd	Other Expenses	880							$ 148,757	
466	A_6010910-Labor OffCycle Bonus	Other Expenses	880							$ 2,377	
467	A_6030010-EE ProfDue Subs Fees	Other Expenses	880							$ -	
468	A_6030040-EE Meals 50% Deduct	Other Expenses	880							$ -	
469	A_6030050-EE Mileage	Other Expenses	880							$ -	
470	A_6030060-EE Shoes Uniforms	Other Expenses	880							$ -	
471	A_6030070-EE Training	Other Expenses	880							$ -	
472	A_6030080-EE Travel Lodging	Other Expenses	880							$ -	
473	A_6030091-EE Apprec and Gifts	Other Expenses	880							$ -	
474	A_6030800-EE Miscellaneous	Other Expenses	880							$ -	
475	A_6100010-Advertising	Other Expenses	880							$ -	
476	A_6100040-Consultants-Engineer	Other Expenses	880							$ -	
477	A_6100070-Consultants-Mgmt	Other Expenses	880							$ -	
478	A_6100080-Consultants-Other	Other Expenses	880							$ -	
479	A_6100100-Contractor Services	Other Expenses	880							$ -	
480	A_6100110-Instrument SvcRepair	Other Expenses	880							$ -	
481	A_6100120-Tool Service/Repair	Other Expenses	880							$ -	
482	A_6100150-Printing	Other Expenses	880							$ -	

NMGC Exhibit ECB-5
Page 187 of 596

NEW MEXICO GAS COMPANY, INC.

Summary of Specifically Forecasted Items
Base Period - 12 Months Ending March 31, 2023
Future Test Year - 12 Months Ending September 30, 2025

	A	B	C	AW	AX	AY	AZ	BA	BB	BC
2				Test Period Separately Forecasted Items						
3	Description	Inputs Name	FERC Acct	Test Period Labor Expense	Test Period Incentive Compensation	Test Period Normalize 401K Match	Test Period Medical and Dental Expense	Test Period Pension and OPEB Expenses(2)	Test Period Transmission Integrity Program Costs	Test Period General Insurance Costs
435	A_6010220-Labor NonExm OT	Customer Installations Expenses	879	$ 31,367						
436	A_6010230-Labor NonExm NonProd	Customer Installations Expenses	879	$ 42,125						
437	A_6010910-Labor OffCycle Bonus	Customer Installations Expenses	879	$ 30						
438	A_6030010-EE ProfDue Subs Fees	Customer Installations Expenses	879	$ -						
439	A_6030040-EE Meals 50% Deduct	Customer Installations Expenses	879	$ -						
440	A_6030060-EE Shoes Uniforms	Customer Installations Expenses	879	$ -						
441	A_6030070-EE Training	Customer Installations Expenses	879	$ -						
442	A_6030080-EE Travel Lodging	Customer Installations Expenses	879	$ -						
443	A_6030091-EE Apprec and Gifts	Customer Installations Expenses	879	$ -						
444	A_6030800-EE Miscellaneous	Customer Installations Expenses	879	$ -						
445	A_6100070-Consultants-Mgmt	Customer Installations Expenses	879	$ -						
446	A_6400020-M&S Gen Office	Customer Installations Expenses	879	$ -						
447	A_6400070-M&S Safety	Customer Installations Expenses	879	$ -						
448	A_6400100-M&S OS Purchases	Customer Installations Expenses	879	$ -						
449	A_6400500-M&S Parts	Customer Installations Expenses	879	$ -						
450	A_6400510-M&S Small Tools	Customer Installations Expenses	879	$ -						
451	A_6401000-M&S Inven Issue	Customer Installations Expenses	879	$ -						
452	A_6500010-Transport-Vehicle	Customer Installations Expenses	879	$ -						
453	A_6730030-Utilities-Telecom	Customer Installations Expenses	879	$ -						
454	A_6730800-Utilities-Other	Customer Installations Expenses	879	$ -						
455	A_6790230-Postage Ship Courier	Customer Installations Expenses	879	$ -						
456	A_6790320-Fleet Allocation	Customer Installations Expenses	879	$ -						
457	A_6790321-Stores Allocation	Customer Installations Expenses	879	$ -						
458	A_6790322-Small Tools Alloc	Customer Installations Expenses	879	$ -						
459	A_6010000-1001/A6010000	Other Expenses	880	$ (13,052)						
460	A_6010010-1001/R6010000	Other Expenses	880	$ 78						
461	A_6010110-Labor Exempt ST	Other Expenses	880	$ 1,839,451						
462	A_6010130-Labor Exempt NonProd	Other Expenses	880	$ 336,043						
463	A_6010210-Labor NonExm ST	Other Expenses	880	$ 905,666						
464	A_6010220-Labor NonExm OT	Other Expenses	880	$ 172,764						
465	A_6010230-Labor NonExm NonProd	Other Expenses	880	$ 165,457						
466	A_6010910-Labor OffCycle Bonus	Other Expenses	880	$ 2,644						
467	A_6030010-EE ProfDue Subs Fees	Other Expenses	880	$ -						
468	A_6030040-EE Meals 50% Deduct	Other Expenses	880	$ -						
469	A_6030050-EE Mileage	Other Expenses	880	$ -						
470	A_6030060-EE Shoes Uniforms	Other Expenses	880	$ -						
471	A_6030070-EE Training	Other Expenses	880	$ -						
472	A_6030080-EE Travel Lodging	Other Expenses	880	$ -						
473	A_6030091-EE Apprec and Gifts	Other Expenses	880	$ -						
474	A_6030800-EE Miscellaneous	Other Expenses	880	$ -						
475	A_6100010-Advertising	Other Expenses	880	$ -						
476	A_6100040-Consultants-Engineer	Other Expenses	880	$ -						
477	A_6100070-Consultants-Mgmt	Other Expenses	880	$ -						
478	A_6100080-Consultants-Other	Other Expenses	880	$ -						
479	A_6100100-Contractor Services	Other Expenses	880	$ -						
480	A_6100110-Instrument SvcRepair	Other Expenses	880	$ -						
481	A_6100120-Tool Service/Repair	Other Expenses	880	$ -						
482	A_6100150-Printing	Other Expenses	880	$ -						

NMGC Exhibit ECB-5
Page 188 of 596

NEW MEXICO GAS COMPANY, INC.

Summary of Specifically Forecasted Items
Base Period - 12 Months Ending March 31, 2023
Future Test Year - 12 Months Ending September 30, 2025

	A	B	C	BD	BE	BF	BG	BH	BI	BJ	BK
2				Test Period Separately Forecasted Items							
3	Description	Inputs Name	FERC Acct	Test Period Non-interest Revolver Adjustment	Adjust Espanola Lease	Future Test Year Period Facilities Security	Future Test Period Board of Director Costs	Hansen CIS Expense	Future Test Period Shared Services Expense	Future Test Year Period Remove Allocated LTIP Expenses	Total Test Period Separately Forecasted Items
435	A_6010220-Labor NonExm OT	Customer Installations Expenses	879								$ 31,367
436	A_6010230-Labor NonExm NonProd	Customer Installations Expenses	879								$ 42,125
437	A_6010910-Labor OffCycle Bonus	Customer Installations Expenses	879								$ 30
438	A_6030010-EE ProfDue Subs Fees	Customer Installations Expenses	879								$ -
439	A_6030040-EE Meals 50% Deduct	Customer Installations Expenses	879								$ -
440	A_6030060-EE Shoes Uniforms	Customer Installations Expenses	879								$ -
441	A_6030070-EE Training	Customer Installations Expenses	879								$ -
442	A_6030080-EE Travel Lodging	Customer Installations Expenses	879								$ -
443	A_6030091-EE Apprec and Gifts	Customer Installations Expenses	879								$ -
444	A_6030800-EE Miscellaneous	Customer Installations Expenses	879								$ -
445	A_6100070-Consultants-Mgmt	Customer Installations Expenses	879								$ -
446	A_6400020-M&S Gen Office	Customer Installations Expenses	879								$ -
447	A_6400070-M&S Safety	Customer Installations Expenses	879								$ -
448	A_6400100-M&S OS Purchases	Customer Installations Expenses	879								$ -
449	A_6400500-M&S Parts	Customer Installations Expenses	879								$ -
450	A_6400510-M&S Small Tools	Customer Installations Expenses	879								$ -
451	A_6401000-M&S Inven Issue	Customer Installations Expenses	879								$ -
452	A_6500010-Transport-Vehicle	Customer Installations Expenses	879								$ -
453	A_6730030-Utilities-Telecom	Customer Installations Expenses	879								$ -
454	A_6730800-Utilities-Other	Customer Installations Expenses	879								$ -
455	A_6790230-Postage Ship Courier	Customer Installations Expenses	879								$ -
456	A_6790320-Fleet Allocation	Customer Installations Expenses	879								$ -
457	A_6790321-Stores Allocation	Customer Installations Expenses	879								$ -
458	A_6790322-Small Tools Alloc	Customer Installations Expenses	879								$ -
459	A_6010000-1001/A6010000	Other Expenses	880								$ (13,052)
460	A_6010010-1001/R6010000	Other Expenses	880								$ 78
461	A_6010110-Labor Exempt ST	Other Expenses	880								$ 1,839,451
462	A_6010130-Labor Exempt NonProd	Other Expenses	880								$ 336,043
463	A_6010210-Labor NonExm ST	Other Expenses	880								$ 905,666
464	A_6010220-Labor NonExm OT	Other Expenses	880								$ 172,764
465	A_6010230-Labor NonExm NonProd	Other Expenses	880								$ 165,457
466	A_6010910-Labor OffCycle Bonus	Other Expenses	880								$ 2,644
467	A_6030010-EE ProfDue Subs Fees	Other Expenses	880								$ -
468	A_6030040-EE Meals 50% Deduct	Other Expenses	880								$ -
469	A_6030050-EE Mileage	Other Expenses	880								$ -
470	A_6030060-EE Shoes Uniforms	Other Expenses	880								$ -
471	A_6030070-EE Training	Other Expenses	880								$ -
472	A_6030080-EE Travel Lodging	Other Expenses	880								$ -
473	A_6030091-EE Apprec and Gifts	Other Expenses	880								$ -
474	A_6030800-EE Miscellaneous	Other Expenses	880								$ -
475	A_6100010-Advertising	Other Expenses	880								$ -
476	A_6100040-Consultants-Engineer	Other Expenses	880								$ -
477	A_6100070-Consultants-Mgmt	Other Expenses	880								$ -
478	A_6100080-Consultants-Other	Other Expenses	880								$ -
479	A_6100100-Contractor Services	Other Expenses	880								$ -
480	A_6100110-Instrument SvcRepair	Other Expenses	880								$ -
481	A_6100120-Tool Service/Repair	Other Expenses	880								$ -
482	A_6100150-Printing	Other Expenses	880								$ -

NMGC Exhibit ECB-5
Page 189 of 596

NEW MEXICO GAS COMPANY, INC.

Summary of Specifically Forecasted Items
Base Period - 12 Months Ending March 31, 2023
Future Test Year - 12 Months Ending September 30, 2025

	A	B	C	D	E	F	G	H	I	J
2										
3	Description	Inputs Name	FERC Acct	Total Company Adjusted Base Period Ending 3/31/2023		Base Labor Expense	Base Incentive Compensation Expense	Base Normalize 401K Match	Base Medical and Dental Expense	Base Pension and OPEB Expenses
483	A_6100190-Software Maintenance	Other Expenses	880	3,762		-				
484	A_6400010-M&S FurnOffEquip	Other Expenses	880	12,845		-				
485	A_6400020-M&S Gen Office	Other Expenses	880	74,249		-				
486	A_6400030-M&S Chemicals	Other Expenses	880	1,082		-				
487	A_6400060-M&S Ops Consum	Other Expenses	880	22,966		-				
488	A_6400070-M&S Safety	Other Expenses	880	24,424		-				
489	A_6400080-M&S Vehicle Fuel	Other Expenses	880	262		-				
490	A_6400100-M&S OS Purchases	Other Expenses	880	72,566		-				
491	A_6400500-M&S Parts	Other Expenses	880	7,119		-				
492	A_6400510-M&S Small Tools	Other Expenses	880	62,421		-				
493	A_6401000-M&S Inven Issue	Other Expenses	880	106,157		-				
494	A_6500010-Transport-Vehicle	Other Expenses	880	633		-				
495	A_6720020-LTLease-NonOffEquip	Other Expenses	880	1,102		-				
496	A_6730030-Utilities-Telecom	Other Expenses	880	452		-				
497	A_6730800-Utilities-Other	Other Expenses	880	630		-				
498	A_6790199-Fees-Miscellaneous	Other Expenses	880	7,055		-				
499	A_6790210-Permitting	Other Expenses	880	2,733		-				
500	A_6790230-Postage Ship Courier	Other Expenses	880	4,925		-				
501	A_6790255-Selling Mktg Exp	Other Expenses	880	9,703		-				
502	A_6790320-Fleet Allocation	Other Expenses	880	266,194		-				
503	A_6790321-Stores Allocation	Other Expenses	880	13,597		-				
504	A_6790322-Small Tools Alloc	Other Expenses	880	7,372		-				
505	A_6790800-Other Oper-Misc	Other Expenses	880	30,692		-				
506	A_7103060-CIAC	Other Expenses	880	(125)		-				
507	A_6790326-Facilities Alloc	Rents	881	2,651,247		-				
508	**Total Distribution Operation Expenses**			**26,145,998**		**19,680,958**	-	-	-	-
509										
510	**Distribution Expenses - Maintenance:**									
511	A_6010000-1001/A6010000	Maintenance of Mains	887	1,904		1,904				
512	A_6010010-1001/R6010000	Maintenance of Mains	887	295		295				
513	A_6010110-Labor Exempt ST	Maintenance of Mains	887	205,263		205,263				
514	A_6010130-Labor Exempt NonProd	Maintenance of Mains	887	44,959		44,959				
515	A_6010210-Labor NonExm ST	Maintenance of Mains	887	1,168,985		1,168,985				
516	A_6010220-Labor NonExm OT	Maintenance of Mains	887	229,539		229,539				
517	A_6010230-Labor NonExm NonProd	Maintenance of Mains	887	205,338		205,338				
518	A_6010910-Labor OffCycle Bonus	Maintenance of Mains	887	411		411				
519	A_6030010-EE ProfDue Subs Fees	Maintenance of Mains	887	1,909		-				
520	A_6030040-EE Meals 50% Deduct	Maintenance of Mains	887	25,382		-				
521	A_6030050-EE Mileage	Maintenance of Mains	887	578		-				
522	A_6030060-EE Shoes Uniforms	Maintenance of Mains	887	24,763		-				
523	A_6030070-EE Training	Maintenance of Mains	887	5,680		-				
524	A_6030080-EE Travel Lodging	Maintenance of Mains	887	109,576		-				
525	A_6030091-EE Apprec and Gifts	Maintenance of Mains	887	5		-				
526	A_6030800-EE Miscellaneous	Maintenance of Mains	887	10,059		-				
527	A_6100070-Consultants-Mgmt	Maintenance of Mains	887	791		-				
528	A_6100080-Consultants-Other	Maintenance of Mains	887	36,300		-				
529	A_6100100-Contractor Services	Maintenance of Mains	887	124,257		-				
530	A_6100110-Instrument SvcRepair	Maintenance of Mains	887	776		-				

NMGC Exhibit ECB-5
Page 190 of 596

NEW MEXICO GAS COMPANY, INC.

Summary of Specifically Forecasted Items
Base Period - 12 Months Ending March 31, 2023
Future Test Year - 12 Months Ending September 30, 2025

	A	B	C	K	L	M	N	O	P	Q	R
2				Adjusted Base Period Separately Forecasted Items to Carry Forward, without separate escalation				Adjusted Base Period Separately Forecasted Items to Carry Forward, without separate escalation			
3	Description	Inputs Name	FERC Acct	Transmission Integrity Program Costs	General Insurance Costs	Non-interest Revolver Adjustment	Espanola Lease Expense	Board of Director Costs	Shared Services Expense	Adjusted Base Period Separately Forecasted Items to Carry Forward	
483	A_6100190-Software Maintenance	Other Expenses	880							-	
484	A_6400010-M&S FurnOffEquip	Other Expenses	880							-	
485	A_6400020-M&S Gen Office	Other Expenses	880							-	
486	A_6400030-M&S Chemicals	Other Expenses	880							-	
487	A_6400060-M&S Ops Consum	Other Expenses	880							-	
488	A_6400070-M&S Safety	Other Expenses	880							-	
489	A_6400080-M&S Vehicle Fuel	Other Expenses	880							-	
490	A_6400100-M&S OS Purchases	Other Expenses	880							-	
491	A_6400500-M&S Parts	Other Expenses	880							-	
492	A_6400510-M&S Small Tools	Other Expenses	880							-	
493	A_6401000-M&S Inven Issue	Other Expenses	880							-	
494	A_6500010-Transport-Vehicle	Other Expenses	880							-	
495	A_6720020-LTLease-NonOffEquip	Other Expenses	880							-	
496	A_6730030-Utilities-Telecom	Other Expenses	880							-	
497	A_6730800-Utilities-Other	Other Expenses	880							-	
498	A_6790199-Fees-Miscellaneous	Other Expenses	880							-	
499	A_6790210-Permitting	Other Expenses	880							-	
500	A_6790230-Postage Ship Courier	Other Expenses	880							-	
501	A_6790255-Selling Mktg Exp	Other Expenses	880							-	
502	A_6790320-Fleet Allocation	Other Expenses	880							-	
503	A_6790321-Stores Allocation	Other Expenses	880							-	
504	A_6790322-Small Tools Alloc	Other Expenses	880							-	
505	A_6790800-Other Oper-Misc	Other Expenses	880							-	
506	A_7103060-CIAC	Other Expenses	880							-	
507	A_6790326-Facilities Alloc	Rents	881				56,400			56,400	
508	**Total Distribution Operation Expenses**			-	-	-	**56,400**	-	-	**19,737,358**	
509											
510	**Distribution Expenses - Maintenance:**										
511	A_6010000-1001/A6010000	Maintenance of Mains	887							1,904	
512	A_6010010-1001/R6010000	Maintenance of Mains	887							295	
513	A_6010110-Labor Exempt ST	Maintenance of Mains	887							205,263	
514	A_6010130-Labor Exempt NonProd	Maintenance of Mains	887							44,959	
515	A_6010210-Labor NonExm ST	Maintenance of Mains	887							1,168,985	
516	A_6010220-Labor NonExm OT	Maintenance of Mains	887							229,539	
517	A_6010230-Labor NonExm NonProd	Maintenance of Mains	887							205,338	
518	A_6010910-Labor OffCycle Bonus	Maintenance of Mains	887							411	
519	A_6030010-EE ProfDue Subs Fees	Maintenance of Mains	887							-	
520	A_6030040-EE Meals 50% Deduct	Maintenance of Mains	887							-	
521	A_6030050-EE Mileage	Maintenance of Mains	887							-	
522	A_6030060-EE Shoes Uniforms	Maintenance of Mains	887							-	
523	A_6030070-EE Training	Maintenance of Mains	887							-	
524	A_6030080-EE Travel Lodging	Maintenance of Mains	887							-	
525	A_6030091-EE Apprec and Gifts	Maintenance of Mains	887							-	
526	A_6030800-EE Miscellaneous	Maintenance of Mains	887							-	
527	A_6100070-Consultants-Mgmt	Maintenance of Mains	887							-	
528	A_6100080-Consultants-Other	Maintenance of Mains	887							-	
529	A_6100100-Contractor Services	Maintenance of Mains	887							-	
530	A_6100110-Instrument SvcRepair	Maintenance of Mains	887							-	

NMGC Exhibit ECB-5
Page 191 of 596

NEW MEXICO GAS COMPANY, INC.

Summary of Specifically Forecasted Items
Base Period - 12 Months Ending March 31, 2023
Future Test Year - 12 Months Ending September 30, 2025

	A	B	C	S	T	U	V	W	X	Y
2				Linkage 1 Separately Forecasted Items						
3	Description	Inputs Name	FERC Acct	Linkage Period 1 Labor Expense	Linkage Period 1 Incentive Compensation Expense	Linkage Period 1 Normalize 401K Match	Linkage 1 Medical and Dental Expense	Linkage 1 Pension and OPEB Expenses	Linkage 1 Transmission Integrity Program Costs	Linkage 1 General Insurance Costs
483	A_6100190-Software Maintenance	Other Expenses	880	-						
484	A_6400010-M&S FurnOffEquip	Other Expenses	880	-						
485	A_6400020-M&S Gen Office	Other Expenses	880	-						
486	A_6400030-M&S Chemicals	Other Expenses	880	-						
487	A_6400060-M&S Ops Consum	Other Expenses	880	-						
488	A_6400070-M&S Safety	Other Expenses	880	-						
489	A_6400080-M&S Vehicle Fuel	Other Expenses	880	-						
490	A_6400100-M&S OS Purchases	Other Expenses	880	-						
491	A_6400500-M&S Parts	Other Expenses	880	-						
492	A_6400510-M&S Small Tools	Other Expenses	880	-						
493	A_6401000-M&S Inven Issue	Other Expenses	880	-						
494	A_6500010-Transport-Vehicle	Other Expenses	880	-						
495	A_6720020-LTLease-NonOffEquip	Other Expenses	880	-						
496	A_6730030-Utilities-Telecom	Other Expenses	880	-						
497	A_6730800-Utilities-Other	Other Expenses	880	-						
498	A_6790199-Fees-Miscellaneous	Other Expenses	880	-						
499	A_6790210-Permitting	Other Expenses	880	-						
500	A_6790230-Postage Ship Courier	Other Expenses	880	-						
501	A_6790255-Selling Mktg Exp	Other Expenses	880	-						
502	A_6790320-Fleet Allocation	Other Expenses	880	-						
503	A_6790321-Stores Allocation	Other Expenses	880	-						
504	A_6790322-Small Tools Alloc	Other Expenses	880	-						
505	A_6790800-Other Oper-Misc	Other Expenses	880	-						
506	A_7103060-CIAC	Other Expenses	880	-						
507	A_6790326-Facilities Alloc	Rents	881	-						
508	**Total Distribution Operation Expenses**			**20,025,374**	-	-	-	-	-	-
509										
510	**Distribution Expenses - Maintenance:**									
511	A_6010000-1001/A6010000	Maintenance of Mains	887	1,937						
512	A_6010010-1001/R6010000	Maintenance of Mains	887	300						
513	A_6010110-Labor Exempt ST	Maintenance of Mains	887	208,855						
514	A_6010130-Labor Exempt NonProd	Maintenance of Mains	887	45,746						
515	A_6010210-Labor NonExm ST	Maintenance of Mains	887	1,189,443						
516	A_6010220-Labor NonExm OT	Maintenance of Mains	887	233,556						
517	A_6010230-Labor NonExm NonProd	Maintenance of Mains	887	208,931						
518	A_6010910-Labor OffCycle Bonus	Maintenance of Mains	887	418						
519	A_6030010-EE ProfDue Subs Fees	Maintenance of Mains	887	-						
520	A_6030040-EE Meals 50% Deduct	Maintenance of Mains	887	-						
521	A_6030050-EE Mileage	Maintenance of Mains	887	-						
522	A_6030060-EE Shoes Uniforms	Maintenance of Mains	887	-						
523	A_6030070-EE Training	Maintenance of Mains	887	-						
524	A_6030080-EE Travel Lodging	Maintenance of Mains	887	-						
525	A_6030091-EE Apprec and Gifts	Maintenance of Mains	887	-						
526	A_6030800-EE Miscellaneous	Maintenance of Mains	887	-						
527	A_6100070-Consultants-Mgmt	Maintenance of Mains	887	-						
528	A_6100080-Consultants-Other	Maintenance of Mains	887	-						
529	A_6100100-Contractor Services	Maintenance of Mains	887	-						
530	A_6100110-Instrument SvcRepair	Maintenance of Mains	887	-						

NMGC Exhibit ECB-5
Page 192 of 596

NEW MEXICO GAS COMPANY, INC.

Summary of Specifically Forecasted Items
Base Period - 12 Months Ending March 31, 2023
Future Test Year - 12 Months Ending September 30, 2025

	A	B	C	Z	AA	AB	AC	AD	AE	AF	AG
2				Linkage 1 Separately Forecasted Items							
3	Description	Inputs Name	FERC Acct	Linkage 1 Facilities Security	Linkage 1 Non-interest Revolver Adjustment	Linkage 1 Espanola Lease Expense	Linkage 1 Board of Director Costs	Linkage 1 Shared Services Expense	Linkage 1 Remove Allocated LTIP Expenses	Total Linkage 1 Period Separately Forecasted Items	
483	A_6100190-Software Maintenance	Other Expenses	880							$ -	
484	A_6400010-M&S FurnOffEquip	Other Expenses	880							$ -	
485	A_6400020-M&S Gen Office	Other Expenses	880							$ -	
486	A_6400030-M&S Chemicals	Other Expenses	880							$ -	
487	A_6400060-M&S Ops Consum	Other Expenses	880							$ -	
488	A_6400070-M&S Safety	Other Expenses	880							$ -	
489	A_6400080-M&S Vehicle Fuel	Other Expenses	880							$ -	
490	A_6400100-M&S OS Purchases	Other Expenses	880							$ -	
491	A_6400500-M&S Parts	Other Expenses	880							$ -	
492	A_6400510-M&S Small Tools	Other Expenses	880							$ -	
493	A_6401000-M&S Inven Issue	Other Expenses	880							$ -	
494	A_6500010-Transport-Vehicle	Other Expenses	880							$ -	
495	A_6720020-LTLease-NonOffEquip	Other Expenses	880							$ -	
496	A_6730030-Utilities-Telecom	Other Expenses	880							$ -	
497	A_6730800-Utilities-Other	Other Expenses	880							$ -	
498	A_6790199-Fees-Miscellaneous	Other Expenses	880							$ -	
499	A_6790210-Permitting	Other Expenses	880							$ -	
500	A_6790230-Postage Ship Courier	Other Expenses	880							$ -	
501	A_6790255-Selling Mktg Exp	Other Expenses	880							$ -	
502	A_6790320-Fleet Allocation	Other Expenses	880							$ -	
503	A_6790321-Stores Allocation	Other Expenses	880							$ -	
504	A_6790322-Small Tools Alloc	Other Expenses	880							$ -	
505	A_6790800-Other Oper-Misc	Other Expenses	880							$ -	
506	A_7103060-CIAC	Other Expenses	880							$ -	
507	A_6790326-Facilities Alloc	Rents	881							$ -	
508	**Total Distribution Operation Expenses**			-	-	-	-	-	-	**20,025,374**	
509											
510	**Distribution Expenses - Maintenance:**										
511	A_6010000-1001/A6010000	Maintenance of Mains	887							$ 1,937	
512	A_6010010-1001/R6010000	Maintenance of Mains	887							$ 300	
513	A_6010110-Labor Exempt ST	Maintenance of Mains	887							$ 208,855	
514	A_6010130-Labor Exempt NonProd	Maintenance of Mains	887							$ 45,746	
515	A_6010210-Labor NonExm ST	Maintenance of Mains	887							$ 1,189,443	
516	A_6010220-Labor NonExm OT	Maintenance of Mains	887							$ 233,556	
517	A_6010230-Labor NonExm NonProd	Maintenance of Mains	887							$ 208,931	
518	A_6010910-Labor OffCycle Bonus	Maintenance of Mains	887							$ 418	
519	A_6030010-EE ProfDue Subs Fees	Maintenance of Mains	887							$ -	
520	A_6030040-EE Meals 50% Deduct	Maintenance of Mains	887							$ -	
521	A_6030050-EE Mileage	Maintenance of Mains	887							$ -	
522	A_6030060-EE Shoes Uniforms	Maintenance of Mains	887							$ -	
523	A_6030070-EE Training	Maintenance of Mains	887							$ -	
524	A_6030080-EE Travel Lodging	Maintenance of Mains	887							$ -	
525	A_6030091-EE Apprec and Gifts	Maintenance of Mains	887							$ -	
526	A_6030800-EE Miscellaneous	Maintenance of Mains	887							$ -	
527	A_6100070-Consultants-Mgmt	Maintenance of Mains	887							$ -	
528	A_6100080-Consultants-Other	Maintenance of Mains	887							$ -	
529	A_6100100-Contractor Services	Maintenance of Mains	887							$ -	
530	A_6100110-Instrument SvcRepair	Maintenance of Mains	887							$ -	

NMGC Exhibit ECB-5
Page 193 of 596

NEW MEXICO GAS COMPANY, INC.

Summary of Specifically Forecasted Items
Base Period - 12 Months Ending March 31, 2023
Future Test Year - 12 Months Ending September 30, 2025

	A	B	C	AH	AI	AJ	AK	AL	AM	AN
2				Linkage 2 Separately Forecasted Items						
3	Description	Inputs Name	FERC Acct	Linkage 2 Period Labor Expense	Linkage 2 Period Incentive Compensation Expense	Linkage Period 2 Normalize 401K Match	Linkage 2 Medical and Dental Expense	Linkage 2 Pension and OPEB Expenses	Linkage 2 Transmission Integrity Program Costs	Linkage 2 Period General Insurance Costs
483	A_6100190-Software Maintenance	Other Expenses	880	$ -						
484	A_6400010-M&S FurnOffEquip	Other Expenses	880	$ -						
485	A_6400020-M&S Gen Office	Other Expenses	880	$ -						
486	A_6400030-M&S Chemicals	Other Expenses	880	$ -						
487	A_6400060-M&S Ops Consum	Other Expenses	880	$ -						
488	A_6400070-M&S Safety	Other Expenses	880	$ -						
489	A_6400080-M&S Vehicle Fuel	Other Expenses	880	$ -						
490	A_6400100-M&S OS Purchases	Other Expenses	880	$ -						
491	A_6400500-M&S Parts	Other Expenses	880	$ -						
492	A_6400510-M&S Small Tools	Other Expenses	880	$ -						
493	A_6401000-M&S Inven Issue	Other Expenses	880	$ -						
494	A_6500010-Transport-Vehicle	Other Expenses	880	$ -						
495	A_6720020-LTLease-NonOffEquip	Other Expenses	880	$ -						
496	A_6730030-Utilities-Telecom	Other Expenses	880	$ -						
497	A_6730800-Utilities-Other	Other Expenses	880	$ -						
498	A_6790199-Fees-Miscellaneous	Other Expenses	880	$ -						
499	A_6790210-Permitting	Other Expenses	880	$ -						
500	A_6790230-Postage Ship Courier	Other Expenses	880	$ -						
501	A_6790255-Selling Mktg Exp	Other Expenses	880	$ -						
502	A_6790320-Fleet Allocation	Other Expenses	880	$ -						
503	A_6790321-Stores Allocation	Other Expenses	880	$ -						
504	A_6790322-Small Tools Alloc	Other Expenses	880	$ -						
505	A_6790800-Other Oper-Misc	Other Expenses	880	$ -						
506	A_7103060-CIAC	Other Expenses	880	$ -						
507	A_6790326-Facilities Alloc	Rents	881	$ -						
508	**Total Distribution Operation Expenses**			**20,369,791**	-	-	-	-	-	-
509										
510	**Distribution Expenses - Maintenance:**									
511	A_6010000-1001/A6010000	Maintenance of Mains	887	$ 1,970						
512	A_6010010-1001/R6010000	Maintenance of Mains	887	$ 305						
513	A_6010110-Labor Exempt ST	Maintenance of Mains	887	$ 212,447						
514	A_6010130-Labor Exempt NonProd	Maintenance of Mains	887	$ 46,533						
515	A_6010210-Labor NonExm ST	Maintenance of Mains	887	$ 1,209,900						
516	A_6010220-Labor NonExm OT	Maintenance of Mains	887	$ 237,573						
517	A_6010230-Labor NonExm NonProd	Maintenance of Mains	887	$ 212,524						
518	A_6010910-Labor OffCycle Bonus	Maintenance of Mains	887	$ 425						
519	A_6030010-EE ProfDue Subs Fees	Maintenance of Mains	887	$ -						
520	A_6030040-EE Meals 50% Deduct	Maintenance of Mains	887	$ -						
521	A_6030050-EE Mileage	Maintenance of Mains	887	$ -						
522	A_6030060-EE Shoes Uniforms	Maintenance of Mains	887	$ -						
523	A_6030070-EE Training	Maintenance of Mains	887	$ -						
524	A_6030080-EE Travel Lodging	Maintenance of Mains	887	$ -						
525	A_6030091-EE Apprec and Gifts	Maintenance of Mains	887	$ -						
526	A_6030800-EE Miscellaneous	Maintenance of Mains	887	$ -						
527	A_6100070-Consultants-Mgmt	Maintenance of Mains	887	$ -						
528	A_6100080-Consultants-Other	Maintenance of Mains	887	$ -						
529	A_6100100-Contractor Services	Maintenance of Mains	887	$ -						
530	A_6100110-Instrument SvcRepair	Maintenance of Mains	887	$ -						

NMGC Exhibit ECB-5
Page 194 of 596

NEW MEXICO GAS COMPANY, INC.

Summary of Specifically Forecasted Items
Base Period - 12 Months Ending March 31, 2023
Future Test Year - 12 Months Ending September 30, 2025

	A	B	C	AO	AP	AQ	AR	AS	AT	AU	AV
2				Linkage 2 Separately Forecasted Items							
3	Description	Inputs Name	FERC Acct	Linkage 2 Facilities Security	Linkage 2 Non-interest Revolver Adjustment	Linkage 2 Espanola Lease Expense	Linkage 2 Board of Director Costs	Linkage 2 Shared Services Expense	Linkage 2 Remove Allocated LTIP Expenses	Total Linkage 2 Period Separately Forecasted Items	
483	A_6100190-Software Maintenance	Other Expenses	880							$ -	
484	A_6400010-M&S FurnOffEquip	Other Expenses	880							$ -	
485	A_6400020-M&S Gen Office	Other Expenses	880							$ -	
486	A_6400030-M&S Chemicals	Other Expenses	880							$ -	
487	A_6400060-M&S Ops Consum	Other Expenses	880							$ -	
488	A_6400070-M&S Safety	Other Expenses	880							$ -	
489	A_6400080-M&S Vehicle Fuel	Other Expenses	880							$ -	
490	A_6400100-M&S OS Purchases	Other Expenses	880							$ -	
491	A_6400500-M&S Parts	Other Expenses	880							$ -	
492	A_6400510-M&S Small Tools	Other Expenses	880							$ -	
493	A_6401000-M&S Inven Issue	Other Expenses	880							$ -	
494	A_6500010-Transport-Vehicle	Other Expenses	880							$ -	
495	A_6720020-LTLease-NonOffEquip	Other Expenses	880							$ -	
496	A_6730030-Utilities-Telecom	Other Expenses	880							$ -	
497	A_6730800-Utilities-Other	Other Expenses	880							$ -	
498	A_6790199-Fees-Miscellaneous	Other Expenses	880							$ -	
499	A_6790210-Permitting	Other Expenses	880							$ -	
500	A_6790230-Postage Ship Courier	Other Expenses	880							$ -	
501	A_6790255-Selling Mktg Exp	Other Expenses	880							$ -	
502	A_6790320-Fleet Allocation	Other Expenses	880							$ -	
503	A_6790321-Stores Allocation	Other Expenses	880							$ -	
504	A_6790322-Small Tools Alloc	Other Expenses	880							$ -	
505	A_6790800-Other Oper-Misc	Other Expenses	880							$ -	
506	A_7103060-CIAC	Other Expenses	880							$ -	
507	A_6790326-Facilities Alloc	Rents	881			$ (9,400)				$ (9,400)	
508	**Total Distribution Operation Expenses**			-	-	**(9,400)**	-	-	-	**20,360,391**	
509											
510	**Distribution Expenses - Maintenance:**										
511	A_6010000-1001/A6010000	Maintenance of Mains	887							$ 1,970	
512	A_6010010-1001/R6010000	Maintenance of Mains	887							$ 305	
513	A_6010110-Labor Exempt ST	Maintenance of Mains	887							$ 212,447	
514	A_6010130-Labor Exempt NonProd	Maintenance of Mains	887							$ 46,533	
515	A_6010210-Labor NonExm ST	Maintenance of Mains	887							$ 1,209,900	
516	A_6010220-Labor NonExm OT	Maintenance of Mains	887							$ 237,573	
517	A_6010230-Labor NonExm NonProd	Maintenance of Mains	887							$ 212,524	
518	A_6010910-Labor OffCycle Bonus	Maintenance of Mains	887							$ 425	
519	A_6030010-EE ProfDue Subs Fees	Maintenance of Mains	887							$ -	
520	A_6030040-EE Meals 50% Deduct	Maintenance of Mains	887							$ -	
521	A_6030050-EE Mileage	Maintenance of Mains	887							$ -	
522	A_6030060-EE Shoes Uniforms	Maintenance of Mains	887							$ -	
523	A_6030070-EE Training	Maintenance of Mains	887							$ -	
524	A_6030080-EE Travel Lodging	Maintenance of Mains	887							$ -	
525	A_6030091-EE Apprec and Gifts	Maintenance of Mains	887							$ -	
526	A_6030800-EE Miscellaneous	Maintenance of Mains	887							$ -	
527	A_6100070-Consultants-Mgmt	Maintenance of Mains	887							$ -	
528	A_6100080-Consultants-Other	Maintenance of Mains	887							$ -	
529	A_6100100-Contractor Services	Maintenance of Mains	887							$ -	
530	A_6100110-Instrument SvcRepair	Maintenance of Mains	887							$ -	

NMGC Exhibit ECB-5
Page 195 of 596

NEW MEXICO GAS COMPANY, INC.

Summary of Specifically Forecasted Items
Base Period - 12 Months Ending March 31, 2023
Future Test Year - 12 Months Ending September 30, 2025

	A	B	C	AW	AX	AY	AZ	BA	BB	BC
2				Test Period Separately Forecasted Items						
3	Description	Inputs Name	FERC Acct	Test Period Labor Expense	Test Period Incentive Compensation	Test Period Normalize 401K Match	Test Period Medical and Dental Expense	Test Period Pension and OPEB Expenses(2)	Test Period Transmission Integrity Program Costs	Test Period General Insurance Costs
483	A_6100190-Software Maintenance	Other Expenses	880	$ -						
484	A_6400010-M&S FurnOffEquip	Other Expenses	880	$ -						
485	A_6400020-M&S Gen Office	Other Expenses	880	$ -						
486	A_6400030-M&S Chemicals	Other Expenses	880	$ -						
487	A_6400060-M&S Ops Consum	Other Expenses	880	$ -						
488	A_6400070-M&S Safety	Other Expenses	880	$ -						
489	A_6400080-M&S Vehicle Fuel	Other Expenses	880	$ -						
490	A_6400100-M&S OS Purchases	Other Expenses	880	$ -						
491	A_6400500-M&S Parts	Other Expenses	880	$ -						
492	A_6400510-M&S Small Tools	Other Expenses	880	$ -						
493	A_6401000-M&S Inven Issue	Other Expenses	880	$ -						
494	A_6500010-Transport-Vehicle	Other Expenses	880	$ -						
495	A_6720020-LTLease-NonOffEquip	Other Expenses	880	$ -						
496	A_6730030-Utilities-Telecom	Other Expenses	880	$ -						
497	A_6730800-Utilities-Other	Other Expenses	880	$ -						
498	A_6790199-Fees-Miscellaneous	Other Expenses	880	$ -						
499	A_6790210-Permitting	Other Expenses	880	$ -						
500	A_6790230-Postage Ship Courier	Other Expenses	880	$ -						
501	A_6790255-Selling Mktg Exp	Other Expenses	880	$ -						
502	A_6790320-Fleet Allocation	Other Expenses	880	$ -						
503	A_6790321-Stores Allocation	Other Expenses	880	$ -						
504	A_6790322-Small Tools Alloc	Other Expenses	880	$ -						
505	A_6790800-Other Oper-Misc	Other Expenses	880	$ -						
506	A_7103060-CIAC	Other Expenses	880	$ -						
507	A_6790326-Facilities Alloc	Rents	881	$ -						
508	**Total Distribution Operation Expenses**			**22,656,632**	-	-	-	-	-	-
509										
510	**Distribution Expenses - Maintenance:**									
511	A_6010000-1001/A6010000	Maintenance of Mains	887	$ 2,192						
512	A_6010010-1001/R6010000	Maintenance of Mains	887	$ 339						
513	A_6010110-Labor Exempt ST	Maintenance of Mains	887	$ 236,298						
514	A_6010130-Labor Exempt NonProd	Maintenance of Mains	887	$ 51,757						
515	A_6010210-Labor NonExm ST	Maintenance of Mains	887	$ 1,345,731						
516	A_6010220-Labor NonExm OT	Maintenance of Mains	887	$ 264,244						
517	A_6010230-Labor NonExm NonProd	Maintenance of Mains	887	$ 236,384						
518	A_6010910-Labor OffCycle Bonus	Maintenance of Mains	887	$ 473						
519	A_6030010-EE ProfDue Subs Fees	Maintenance of Mains	887	$ -						
520	A_6030040-EE Meals 50% Deduct	Maintenance of Mains	887	$ -						
521	A_6030050-EE Mileage	Maintenance of Mains	887	$ -						
522	A_6030060-EE Shoes Uniforms	Maintenance of Mains	887	$ -						
523	A_6030070-EE Training	Maintenance of Mains	887	$ -						
524	A_6030080-EE Travel Lodging	Maintenance of Mains	887	$ -						
525	A_6030091-EE Apprec and Gifts	Maintenance of Mains	887	$ -						
526	A_6030800-EE Miscellaneous	Maintenance of Mains	887	$ -						
527	A_6100070-Consultants-Mgmt	Maintenance of Mains	887	$ -						
528	A_6100080-Consultants-Other	Maintenance of Mains	887	$ -						
529	A_6100100-Contractor Services	Maintenance of Mains	887	$ -						
530	A_6100110-Instrument SvcRepair	Maintenance of Mains	887	$ -						

NMGC Exhibit ECB-5
Page 196 of 596

NEW MEXICO GAS COMPANY, INC.

Summary of Specifically Forecasted Items
Base Period - 12 Months Ending March 31, 2023
Future Test Year - 12 Months Ending September 30, 2025

	A	B	C	BD	BE	BF	BG	BH	BI	BJ	BK
2				Test Period Separately Forecasted Items							
3	Description	Inputs Name	FERC Acct	Test Period Non-interest Revolver Adjustment	Adjust Espanola Lease	Future Test Year Period Facilities Security	Future Test Period Board of Director Costs	Hansen CIS Expense	Future Test Period Shared Services Expense	Future Test Year Period Remove Allocated LTIP Expenses	Total Test Period Separately Forecasted Items
483	A_6100190-Software Maintenance	Other Expenses	880								$ -
484	A_6400010-M&S FurnOffEquip	Other Expenses	880								$ -
485	A_6400020-M&S Gen Office	Other Expenses	880								$ -
486	A_6400030-M&S Chemicals	Other Expenses	880								$ -
487	A_6400060-M&S Ops Consum	Other Expenses	880								$ -
488	A_6400070-M&S Safety	Other Expenses	880								$ -
489	A_6400080-M&S Vehicle Fuel	Other Expenses	880								$ -
490	A_6400100-M&S OS Purchases	Other Expenses	880								$ -
491	A_6400500-M&S Parts	Other Expenses	880								$ -
492	A_6400510-M&S Small Tools	Other Expenses	880								$ -
493	A_6401000-M&S Inven Issue	Other Expenses	880								$ -
494	A_6500010-Transport-Vehicle	Other Expenses	880								$ -
495	A_6720020-LTLease-NonOffEquip	Other Expenses	880								$ -
496	A_6730030-Utilities-Telecom	Other Expenses	880								$ -
497	A_6730800-Utilities-Other	Other Expenses	880								$ -
498	A_6790199-Fees-Miscellaneous	Other Expenses	880								$ -
499	A_6790210-Permitting	Other Expenses	880								$ -
500	A_6790230-Postage Ship Courier	Other Expenses	880								$ -
501	A_6790255-Selling Mktg Exp	Other Expenses	880								$ -
502	A_6790320-Fleet Allocation	Other Expenses	880								$ -
503	A_6790321-Stores Allocation	Other Expenses	880								$ -
504	A_6790322-Small Tools Alloc	Other Expenses	880								$ -
505	A_6790800-Other Oper-Misc	Other Expenses	880								$ -
506	A_7103060-CIAC	Other Expenses	880								$ -
507	A_6790326-Facilities Alloc	Rents	881		$ (56,400)						$ (56,400)
508	**Total Distribution Operation Expenses**			-	**(56,400)**	-	-	-	-	-	**22,600,232**
509											
510	**Distribution Expenses - Maintenance:**										
511	A_6010000-1001/A6010000	Maintenance of Mains	887								$ 2,192
512	A_6010010-1001/R6010000	Maintenance of Mains	887								$ 339
513	A_6010110-Labor Exempt ST	Maintenance of Mains	887								$ 236,298
514	A_6010130-Labor Exempt NonProd	Maintenance of Mains	887								$ 51,757
515	A_6010210-Labor NonExm ST	Maintenance of Mains	887								$ 1,345,731
516	A_6010220-Labor NonExm OT	Maintenance of Mains	887								$ 264,244
517	A_6010230-Labor NonExm NonProd	Maintenance of Mains	887								$ 236,384
518	A_6010910-Labor OffCycle Bonus	Maintenance of Mains	887								$ 473
519	A_6030010-EE ProfDue Subs Fees	Maintenance of Mains	887								$ -
520	A_6030040-EE Meals 50% Deduct	Maintenance of Mains	887								$ -
521	A_6030050-EE Mileage	Maintenance of Mains	887								$ -
522	A_6030060-EE Shoes Uniforms	Maintenance of Mains	887								$ -
523	A_6030070-EE Training	Maintenance of Mains	887								$ -
524	A_6030080-EE Travel Lodging	Maintenance of Mains	887								$ -
525	A_6030091-EE Apprec and Gifts	Maintenance of Mains	887								$ -
526	A_6030800-EE Miscellaneous	Maintenance of Mains	887								$ -
527	A_6100070-Consultants-Mgmt	Maintenance of Mains	887								$ -
528	A_6100080-Consultants-Other	Maintenance of Mains	887								$ -
529	A_6100100-Contractor Services	Maintenance of Mains	887								$ -
530	A_6100110-Instrument SvcRepair	Maintenance of Mains	887								$ -

NMGC Exhibit ECB-5
Page 197 of 596

NEW MEXICO GAS COMPANY, INC.

Summary of Specifically Forecasted Items
Base Period - 12 Months Ending March 31, 2023
Future Test Year - 12 Months Ending September 30, 2025

	A	B	C	D	E	F	G	H	I	J
2										
3	Description	Inputs Name	FERC Acct	Total Company Adjusted Base Period Ending 3/31/2023		Base Labor Expense	Base Incentive Compensation Expense	Base Normalize 401K Match	Base Medical and Dental Expense	Base Pension and OPEB Expenses
531	A_6100120-Tool Service/Repair	Maintenance of Mains	887	6,003		-				
532	A_6100150-Printing	Maintenance of Mains	887	1,570		-				
533	A_6400010-M&S FurnOffEquip	Maintenance of Mains	887	375		-				
534	A_6400020-M&S Gen Office	Maintenance of Mains	887	3,266		-				
535	A_6400070-M&S Safety	Maintenance of Mains	887	13,610		-				
536	A_6400080-M&S Vehicle Fuel	Maintenance of Mains	887	2,021		-				
537	A_6400100-M&S OS Purchases	Maintenance of Mains	887	80,308		-				
538	A_6400500-M&S Parts	Maintenance of Mains	887	12,699		-				
539	A_6400510-M&S Small Tools	Maintenance of Mains	887	48,313		-				
540	A_6401000-M&S Inven Issue	Maintenance of Mains	887	128,795		-				
541	A_6500010-Transport-Vehicle	Maintenance of Mains	887	308		-				
542	A_6710020-ST Rent-NonOff Equip	Maintenance of Mains	887	1,913		-				
543	A_6710060-ST Rent-Vehicle	Maintenance of Mains	887	115		-				
544	A_6710800-ST Rent-Other	Maintenance of Mains	887	1,595		-				
545	A_6720020-LTLease-NonOffEquip	Maintenance of Mains	887	6,656		-				
546	A_6730030-Utilities-Telecom	Maintenance of Mains	887	110		-				
547	A_6730800-Utilities-Other	Maintenance of Mains	887	1,755		-				
548	A_6790199-Fees-Miscellaneous	Maintenance of Mains	887	2,835		-				
549	A_6790210-Permitting	Maintenance of Mains	887	4,980		-				
550	A_6790230-Postage Ship Courier	Maintenance of Mains	887	1,101		-				
551	A_6790320-Fleet Allocation	Maintenance of Mains	887	225,804		-				
552	A_6790321-Stores Allocation	Maintenance of Mains	887	15,825		-				
553	A_6790322-Small Tools Alloc	Maintenance of Mains	887	7,058		-				
554	A_6790800-Other Oper-Misc	Maintenance of Mains	887	(29,024)		-				
555	A_6010000-1001/A6010000	Maintenance of Measuring and Regulating Station Equipment	889	2,296		2,296				
556	A_6010010-1001/R6010000	Maintenance of Measuring and Regulating Station Equipment	889	453		453				
557	A_6010110-Labor Exempt ST	Maintenance of Measuring and Regulating Station Equipment	889	232,414		232,414				
558	A_6010130-Labor Exempt NonProd	Maintenance of Measuring and Regulating Station Equipment	889	42,869		42,869				
559	A_6010210-Labor NonExm ST	Maintenance of Measuring and Regulating Station Equipment	889	729,341		729,341				
560	A_6010220-Labor NonExm OT	Maintenance of Measuring and Regulating Station Equipment	889	220,575		220,575				
561	A_6010230-Labor NonExm NonProd	Maintenance of Measuring and Regulating Station Equipment	889	134,538		134,538				
562	A_6010910-Labor OffCycle Bonus	Maintenance of Measuring and Regulating Station Equipment	889	446		446				
563	A_6018999-Labor Exp Reclass	Maintenance of Measuring and Regulating Station Equipment	889	495		495				
564	A_6030010-EE ProfDue Subs Fees	Maintenance of Measuring and Regulating Station Equipment	889	10		-				
565	A_6030040-EE Meals 50% Deduct	Maintenance of Measuring and Regulating Station Equipment	889	4,231		-				
566	A_6030060-EE Shoes Uniforms	Maintenance of Measuring and Regulating Station Equipment	889	10,715		-				
567	A_6030070-EE Training	Maintenance of Measuring and Regulating Station Equipment	889	2,868		-				
568	A_6030080-EE Travel Lodging	Maintenance of Measuring and Regulating Station Equipment	889	3,407		-				
569	A_6030091-EE Apprec and Gifts	Maintenance of Measuring and Regulating Station Equipment	889	2,488		-				
570	A_6030800-EE Miscellaneous	Maintenance of Measuring and Regulating Station Equipment	889	8,563		-				
571	A_6100070-Consultants-Mgmt	Maintenance of Measuring and Regulating Station Equipment	889	668		-				
572	A_6100080-Consultants-Other	Maintenance of Measuring and Regulating Station Equipment	889	1,170		-				
573	A_6100100-Contractor Services	Maintenance of Measuring and Regulating Station Equipment	889	113,390		-				
574	A_6108999-OutSvc Exp Reclass	Maintenance of Measuring and Regulating Station Equipment	889	2,388		-				
575	A_6400020-M&S Gen Office	Maintenance of Measuring and Regulating Station Equipment	889	80		-				
576	A_6400070-M&S Safety	Maintenance of Measuring and Regulating Station Equipment	889	16		-				
577	A_6400080-M&S Vehicle Fuel	Maintenance of Measuring and Regulating Station Equipment	889	305		-				
578	A_6400100-M&S OS Purchases	Maintenance of Measuring and Regulating Station Equipment	889	212,189		-				

NMGC Exhibit ECB-5
Page 198 of 596

NEW MEXICO GAS COMPANY, INC.

Summary of Specifically Forecasted Items
Base Period - 12 Months Ending March 31, 2023
Future Test Year - 12 Months Ending September 30, 2025

	A	B	C	K	L	M	N	O	P	Q	R
2				Adjusted Base Period Separately Forecasted Items to Carry Forward, without separate escalation				Adjusted Base Period Separately Forecasted Items to Carry Forward, without separate escalation			
3	Description	Inputs Name	FERC Acct	Transmission Integrity Program Costs	General Insurance Costs	Non-interest Revolver Adjustment	Espanola Lease Expense	Board of Director Costs	Shared Services Expense	Adjusted Base Period Separately Forecasted Items to Carry Forward	
531	A_6100120-Tool Service/Repair	Maintenance of Mains	887							-	
532	A_6100150-Printing	Maintenance of Mains	887							-	
533	A_6400010-M&S FurnOffEquip	Maintenance of Mains	887							-	
534	A_6400020-M&S Gen Office	Maintenance of Mains	887							-	
535	A_6400070-M&S Safety	Maintenance of Mains	887							-	
536	A_6400080-M&S Vehicle Fuel	Maintenance of Mains	887							-	
537	A_6400100-M&S OS Purchases	Maintenance of Mains	887							-	
538	A_6400500-M&S Parts	Maintenance of Mains	887							-	
539	A_6400510-M&S Small Tools	Maintenance of Mains	887							-	
540	A_6401000-M&S Inven Issue	Maintenance of Mains	887							-	
541	A_6500010-Transport-Vehicle	Maintenance of Mains	887							-	
542	A_6710020-ST Rent-NonOff Equip	Maintenance of Mains	887							-	
543	A_6710060-ST Rent-Vehicle	Maintenance of Mains	887							-	
544	A_6710800-ST Rent-Other	Maintenance of Mains	887							-	
545	A_6720020-LTLease-NonOffEquip	Maintenance of Mains	887							-	
546	A_6730030-Utilities-Telecom	Maintenance of Mains	887							-	
547	A_6730800-Utilities-Other	Maintenance of Mains	887							-	
548	A_6790199-Fees-Miscellaneous	Maintenance of Mains	887							-	
549	A_6790210-Permitting	Maintenance of Mains	887							-	
550	A_6790230-Postage Ship Courier	Maintenance of Mains	887							-	
551	A_6790320-Fleet Allocation	Maintenance of Mains	887							-	
552	A_6790321-Stores Allocation	Maintenance of Mains	887							-	
553	A_6790322-Small Tools Alloc	Maintenance of Mains	887							-	
554	A_6790800-Other Oper-Misc	Maintenance of Mains	887							-	
555	A_6010000-1001/A6010000	Maintenance of Measuring and Regulating Station Equipment	889							2,296	
556	A_6010010-1001/R6010000	Maintenance of Measuring and Regulating Station Equipment	889							453	
557	A_6010110-Labor Exempt ST	Maintenance of Measuring and Regulating Station Equipment	889							232,414	
558	A_6010130-Labor Exempt NonProd	Maintenance of Measuring and Regulating Station Equipment	889							42,869	
559	A_6010210-Labor NonExm ST	Maintenance of Measuring and Regulating Station Equipment	889							729,341	
560	A_6010220-Labor NonExm OT	Maintenance of Measuring and Regulating Station Equipment	889							220,575	
561	A_6010230-Labor NonExm NonProd	Maintenance of Measuring and Regulating Station Equipment	889							134,538	
562	A_6010910-Labor OffCycle Bonus	Maintenance of Measuring and Regulating Station Equipment	889							446	
563	A_6018999-Labor Exp Reclass	Maintenance of Measuring and Regulating Station Equipment	889							495	
564	A_6030010-EE ProfDue Subs Fees	Maintenance of Measuring and Regulating Station Equipment	889							-	
565	A_6030040-EE Meals 50% Deduct	Maintenance of Measuring and Regulating Station Equipment	889							-	
566	A_6030060-EE Shoes Uniforms	Maintenance of Measuring and Regulating Station Equipment	889							-	
567	A_6030070-EE Training	Maintenance of Measuring and Regulating Station Equipment	889							-	
568	A_6030080-EE Travel Lodging	Maintenance of Measuring and Regulating Station Equipment	889							-	
569	A_6030091-EE Apprec and Gifts	Maintenance of Measuring and Regulating Station Equipment	889							-	
570	A_6030800-EE Miscellaneous	Maintenance of Measuring and Regulating Station Equipment	889							-	
571	A_6100070-Consultants-Mgmt	Maintenance of Measuring and Regulating Station Equipment	889							-	
572	A_6100080-Consultants-Other	Maintenance of Measuring and Regulating Station Equipment	889							-	
573	A_6100100-Contractor Services	Maintenance of Measuring and Regulating Station Equipment	889							-	
574	A_6108999-OutSvc Exp Reclass	Maintenance of Measuring and Regulating Station Equipment	889							-	
575	A_6400020-M&S Gen Office	Maintenance of Measuring and Regulating Station Equipment	889							-	
576	A_6400070-M&S Safety	Maintenance of Measuring and Regulating Station Equipment	889							-	
577	A_6400080-M&S Vehicle Fuel	Maintenance of Measuring and Regulating Station Equipment	889							-	
578	A_6400100-M&S OS Purchases	Maintenance of Measuring and Regulating Station Equipment	889							-	

NMGC Exhibit ECB-5
Page 199 of 596

NEW MEXICO GAS COMPANY, INC.

Summary of Specifically Forecasted Items
Base Period - 12 Months Ending March 31, 2023
Future Test Year - 12 Months Ending September 30, 2025

	A	B	C	S	T	U	V	W	X	Y
2				Linkage 1 Separately Forecasted Items						
3	Description	Inputs Name	FERC Acct	Linkage Period 1 Labor Expense	Linkage Period 1 Incentive Compensation Expense	Linkage Period 1 Normalize 401K Match	Linkage 1 Medical and Dental Expense	Linkage 1 Pension and OPEB Expenses	Linkage 1 Transmission Integrity Program Costs	Linkage 1 General Insurance Costs
531	A_6100120-Tool Service/Repair	Maintenance of Mains	887	-						
532	A_6100150-Printing	Maintenance of Mains	887	-						
533	A_6400010-M&S FurnOffEquip	Maintenance of Mains	887	-						
534	A_6400020-M&S Gen Office	Maintenance of Mains	887	-						
535	A_6400070-M&S Safety	Maintenance of Mains	887	-						
536	A_6400080-M&S Vehicle Fuel	Maintenance of Mains	887	-						
537	A_6400100-M&S OS Purchases	Maintenance of Mains	887	-						
538	A_6400500-M&S Parts	Maintenance of Mains	887	-						
539	A_6400510-M&S Small Tools	Maintenance of Mains	887	-						
540	A_6401000-M&S Inven Issue	Maintenance of Mains	887	-						
541	A_6500010-Transport-Vehicle	Maintenance of Mains	887	-						
542	A_6710020-ST Rent-NonOff Equip	Maintenance of Mains	887	-						
543	A_6710060-ST Rent-Vehicle	Maintenance of Mains	887	-						
544	A_6710800-ST Rent-Other	Maintenance of Mains	887	-						
545	A_6720020-LTLease-NonOffEquip	Maintenance of Mains	887	-						
546	A_6730030-Utilities-Telecom	Maintenance of Mains	887	-						
547	A_6730800-Utilities-Other	Maintenance of Mains	887	-						
548	A_6790199-Fees-Miscellaneous	Maintenance of Mains	887	-						
549	A_6790210-Permitting	Maintenance of Mains	887	-						
550	A_6790230-Postage Ship Courier	Maintenance of Mains	887	-						
551	A_6790320-Fleet Allocation	Maintenance of Mains	887	-						
552	A_6790321-Stores Allocation	Maintenance of Mains	887	-						
553	A_6790322-Small Tools Alloc	Maintenance of Mains	887	-						
554	A_6790800-Other Oper-Misc	Maintenance of Mains	887	-						
555	A_6010000-1001/A6010000	Maintenance of Measuring and Regulating Station Equipment	889	2,336						
556	A_6010010-1001/R6010000	Maintenance of Measuring and Regulating Station Equipment	889	461						
557	A_6010110-Labor Exempt ST	Maintenance of Measuring and Regulating Station Equipment	889	236,481						
558	A_6010130-Labor Exempt NonProd	Maintenance of Measuring and Regulating Station Equipment	889	43,619						
559	A_6010210-Labor NonExm ST	Maintenance of Measuring and Regulating Station Equipment	889	742,104						
560	A_6010220-Labor NonExm OT	Maintenance of Measuring and Regulating Station Equipment	889	224,435						
561	A_6010230-Labor NonExm NonProd	Maintenance of Measuring and Regulating Station Equipment	889	136,892						
562	A_6010910-Labor OffCycle Bonus	Maintenance of Measuring and Regulating Station Equipment	889	453						
563	A_6018999-Labor Exp Reclass	Maintenance of Measuring and Regulating Station Equipment	889	503						
564	A_6030010-EE ProfDue Subs Fees	Maintenance of Measuring and Regulating Station Equipment	889	-						
565	A_6030040-EE Meals 50% Deduct	Maintenance of Measuring and Regulating Station Equipment	889	-						
566	A_6030060-EE Shoes Uniforms	Maintenance of Measuring and Regulating Station Equipment	889	-						
567	A_6030070-EE Training	Maintenance of Measuring and Regulating Station Equipment	889	-						
568	A_6030080-EE Travel Lodging	Maintenance of Measuring and Regulating Station Equipment	889	-						
569	A_6030091-EE Apprec and Gifts	Maintenance of Measuring and Regulating Station Equipment	889	-						
570	A_6030800-EE Miscellaneous	Maintenance of Measuring and Regulating Station Equipment	889	-						
571	A_6100070-Consultants-Mgmt	Maintenance of Measuring and Regulating Station Equipment	889	-						
572	A_6100080-Consultants-Other	Maintenance of Measuring and Regulating Station Equipment	889	-						
573	A_6100100-Contractor Services	Maintenance of Measuring and Regulating Station Equipment	889	-						
574	A_6108999-OutSvc Exp Reclass	Maintenance of Measuring and Regulating Station Equipment	889	-						
575	A_6400020-M&S Gen Office	Maintenance of Measuring and Regulating Station Equipment	889	-						
576	A_6400070-M&S Safety	Maintenance of Measuring and Regulating Station Equipment	889	-						
577	A_6400080-M&S Vehicle Fuel	Maintenance of Measuring and Regulating Station Equipment	889	-						
578	A_6400100-M&S OS Purchases	Maintenance of Measuring and Regulating Station Equipment	889	-						

NMGC Exhibit ECB-5
Page 200 of 596

NEW MEXICO GAS COMPANY, INC.

Summary of Specifically Forecasted Items
Base Period - 12 Months Ending March 31, 2023
Future Test Year - 12 Months Ending September 30, 2025

	A	B	C	Z	AA	AB	AC	AD	AE	AF	AG
2				Linkage 1 Separately Forecasted Items							
3	Description	Inputs Name	FERC Acct	Linkage 1 Facilities Security	Linkage 1 Non-interest Revolver Adjustment	Linkage 1 Espanola Lease Expense	Linkage 1 Board of Director Costs	Linkage 1 Shared Services Expense	Linkage 1 Remove Allocated LTIP Expenses	Total Linkage 1 Period Separately Forecasted Items	
531	A_6100120-Tool Service/Repair	Maintenance of Mains	887							$ -	
532	A_6100150-Printing	Maintenance of Mains	887							$ -	
533	A_6400010-M&S FurnOffEquip	Maintenance of Mains	887							$ -	
534	A_6400020-M&S Gen Office	Maintenance of Mains	887							$ -	
535	A_6400070-M&S Safety	Maintenance of Mains	887							$ -	
536	A_6400080-M&S Vehicle Fuel	Maintenance of Mains	887							$ -	
537	A_6400100-M&S OS Purchases	Maintenance of Mains	887							$ -	
538	A_6400500-M&S Parts	Maintenance of Mains	887							$ -	
539	A_6400510-M&S Small Tools	Maintenance of Mains	887							$ -	
540	A_6401000-M&S Inven Issue	Maintenance of Mains	887							$ -	
541	A_6500010-Transport-Vehicle	Maintenance of Mains	887							$ -	
542	A_6710020-ST Rent-NonOff Equip	Maintenance of Mains	887							$ -	
543	A_6710060-ST Rent-Vehicle	Maintenance of Mains	887							$ -	
544	A_6710800-ST Rent-Other	Maintenance of Mains	887							$ -	
545	A_6720020-LTLease-NonOffEquip	Maintenance of Mains	887							$ -	
546	A_6730030-Utilities-Telecom	Maintenance of Mains	887							$ -	
547	A_6730800-Utilities-Other	Maintenance of Mains	887							$ -	
548	A_6790199-Fees-Miscellaneous	Maintenance of Mains	887							$ -	
549	A_6790210-Permitting	Maintenance of Mains	887							$ -	
550	A_6790230-Postage Ship Courier	Maintenance of Mains	887							$ -	
551	A_6790320-Fleet Allocation	Maintenance of Mains	887							$ -	
552	A_6790321-Stores Allocation	Maintenance of Mains	887							$ -	
553	A_6790322-Small Tools Alloc	Maintenance of Mains	887							$ -	
554	A_6790800-Other Oper-Misc	Maintenance of Mains	887							$ -	
555	A_6010000-1001/A6010000	Maintenance of Measuring and Regulating Station Equipment	889							$ 2,336	
556	A_6010010-1001/R6010000	Maintenance of Measuring and Regulating Station Equipment	889							$ 461	
557	A_6010110-Labor Exempt ST	Maintenance of Measuring and Regulating Station Equipment	889							$ 236,481	
558	A_6010130-Labor Exempt NonProd	Maintenance of Measuring and Regulating Station Equipment	889							$ 43,619	
559	A_6010210-Labor NonExm ST	Maintenance of Measuring and Regulating Station Equipment	889							$ 742,104	
560	A_6010220-Labor NonExm OT	Maintenance of Measuring and Regulating Station Equipment	889							$ 224,435	
561	A_6010230-Labor NonExm NonProd	Maintenance of Measuring and Regulating Station Equipment	889							$ 136,892	
562	A_6010910-Labor OffCycle Bonus	Maintenance of Measuring and Regulating Station Equipment	889							$ 453	
563	A_6018999-Labor Exp Reclass	Maintenance of Measuring and Regulating Station Equipment	889							$ 503	
564	A_6030010-EE ProfDue Subs Fees	Maintenance of Measuring and Regulating Station Equipment	889							$ -	
565	A_6030040-EE Meals 50% Deduct	Maintenance of Measuring and Regulating Station Equipment	889							$ -	
566	A_6030060-EE Shoes Uniforms	Maintenance of Measuring and Regulating Station Equipment	889							$ -	
567	A_6030070-EE Training	Maintenance of Measuring and Regulating Station Equipment	889							$ -	
568	A_6030080-EE Travel Lodging	Maintenance of Measuring and Regulating Station Equipment	889							$ -	
569	A_6030091-EE Apprec and Gifts	Maintenance of Measuring and Regulating Station Equipment	889							$ -	
570	A_6030800-EE Miscellaneous	Maintenance of Measuring and Regulating Station Equipment	889							$ -	
571	A_6100070-Consultants-Mgmt	Maintenance of Measuring and Regulating Station Equipment	889							$ -	
572	A_6100080-Consultants-Other	Maintenance of Measuring and Regulating Station Equipment	889							$ -	
573	A_6100100-Contractor Services	Maintenance of Measuring and Regulating Station Equipment	889							$ -	
574	A_6108999-OutSvc Exp Reclass	Maintenance of Measuring and Regulating Station Equipment	889							$ -	
575	A_6400020-M&S Gen Office	Maintenance of Measuring and Regulating Station Equipment	889							$ -	
576	A_6400070-M&S Safety	Maintenance of Measuring and Regulating Station Equipment	889							$ -	
577	A_6400080-M&S Vehicle Fuel	Maintenance of Measuring and Regulating Station Equipment	889							$ -	
578	A_6400100-M&S OS Purchases	Maintenance of Measuring and Regulating Station Equipment	889							$ -	

NMGC Exhibit ECB-5
Page 201 of 596

NEW MEXICO GAS COMPANY, INC.

Summary of Specifically Forecasted Items
Base Period - 12 Months Ending March 31, 2023
Future Test Year - 12 Months Ending September 30, 2025

	A	B	C	AH	AI	AJ	AK	AL	AM	AN
2				Linkage 2 Separately Forecasted Items						
3	Description	Inputs Name	FERC Acct	Linkage 2 Period Labor Expense	Linkage 2 Period Incentive Compensation Expense	Linkage Period 2 Normalize 401K Match	Linkage 2 Medical and Dental Expense	Linkage 2 Pension and OPEB Expenses	Linkage 2 Transmission Integrity Program Costs	Linkage 2 Period General Insurance Costs
531	A_6100120-Tool Service/Repair	Maintenance of Mains	887	$ -						
532	A_6100150-Printing	Maintenance of Mains	887	$ -						
533	A_6400010-M&S FurnOffEquip	Maintenance of Mains	887	$ -						
534	A_6400020-M&S Gen Office	Maintenance of Mains	887	$ -						
535	A_6400070-M&S Safety	Maintenance of Mains	887	$ -						
536	A_6400080-M&S Vehicle Fuel	Maintenance of Mains	887	$ -						
537	A_6400100-M&S OS Purchases	Maintenance of Mains	887	$ -						
538	A_6400500-M&S Parts	Maintenance of Mains	887	$ -						
539	A_6400510-M&S Small Tools	Maintenance of Mains	887	$ -						
540	A_6401000-M&S Inven Issue	Maintenance of Mains	887	$ -						
541	A_6500010-Transport-Vehicle	Maintenance of Mains	887	$ -						
542	A_6710020-ST Rent-NonOff Equip	Maintenance of Mains	887	$ -						
543	A_6710060-ST Rent-Vehicle	Maintenance of Mains	887	$ -						
544	A_6710800-ST Rent-Other	Maintenance of Mains	887	$ -						
545	A_6720020-LTLease-NonOffEquip	Maintenance of Mains	887	$ -						
546	A_6730030-Utilities-Telecom	Maintenance of Mains	887	$ -						
547	A_6730800-Utilities-Other	Maintenance of Mains	887	$ -						
548	A_6790199-Fees-Miscellaneous	Maintenance of Mains	887	$ -						
549	A_6790210-Permitting	Maintenance of Mains	887	$ -						
550	A_6790230-Postage Ship Courier	Maintenance of Mains	887	$ -						
551	A_6790320-Fleet Allocation	Maintenance of Mains	887	$ -						
552	A_6790321-Stores Allocation	Maintenance of Mains	887	$ -						
553	A_6790322-Small Tools Alloc	Maintenance of Mains	887	$ -						
554	A_6790800-Other Oper-Misc	Maintenance of Mains	887	$ -						
555	A_6010000-1001/A6010000	Maintenance of Measuring and Regulating Station Equipment	889	$ 2,376						
556	A_6010010-1001/R6010000	Maintenance of Measuring and Regulating Station Equipment	889	$ 469						
557	A_6010110-Labor Exempt ST	Maintenance of Measuring and Regulating Station Equipment	889	$ 240,549						
558	A_6010130-Labor Exempt NonProd	Maintenance of Measuring and Regulating Station Equipment	889	$ 44,370						
559	A_6010210-Labor NonExm ST	Maintenance of Measuring and Regulating Station Equipment	889	$ 754,868						
560	A_6010220-Labor NonExm OT	Maintenance of Measuring and Regulating Station Equipment	889	$ 228,295						
561	A_6010230-Labor NonExm NonProd	Maintenance of Measuring and Regulating Station Equipment	889	$ 139,246						
562	A_6010910-Labor OffCycle Bonus	Maintenance of Measuring and Regulating Station Equipment	889	$ 461						
563	A_6018999-Labor Exp Reclass	Maintenance of Measuring and Regulating Station Equipment	889	$ 512						
564	A_6030010-EE ProfDue Subs Fees	Maintenance of Measuring and Regulating Station Equipment	889	$ -						
565	A_6030040-EE Meals 50% Deduct	Maintenance of Measuring and Regulating Station Equipment	889	$ -						
566	A_6030060-EE Shoes Uniforms	Maintenance of Measuring and Regulating Station Equipment	889	$ -						
567	A_6030070-EE Training	Maintenance of Measuring and Regulating Station Equipment	889	$ -						
568	A_6030080-EE Travel Lodging	Maintenance of Measuring and Regulating Station Equipment	889	$ -						
569	A_6030091-EE Apprec and Gifts	Maintenance of Measuring and Regulating Station Equipment	889	$ -						
570	A_6030800-EE Miscellaneous	Maintenance of Measuring and Regulating Station Equipment	889	$ -						
571	A_6100070-Consultants-Mgmt	Maintenance of Measuring and Regulating Station Equipment	889	$ -						
572	A_6100080-Consultants-Other	Maintenance of Measuring and Regulating Station Equipment	889	$ -						
573	A_6100100-Contractor Services	Maintenance of Measuring and Regulating Station Equipment	889	$ -						
574	A_6108999-OutSvc Exp Reclass	Maintenance of Measuring and Regulating Station Equipment	889	$ -						
575	A_6400020-M&S Gen Office	Maintenance of Measuring and Regulating Station Equipment	889	$ -						
576	A_6400070-M&S Safety	Maintenance of Measuring and Regulating Station Equipment	889	$ -						
577	A_6400080-M&S Vehicle Fuel	Maintenance of Measuring and Regulating Station Equipment	889	$ -						
578	A_6400100-M&S OS Purchases	Maintenance of Measuring and Regulating Station Equipment	889	$ -						

NMGC Exhibit ECB-5
Page 202 of 596

NEW MEXICO GAS COMPANY, INC.

Summary of Specifically Forecasted Items
Base Period - 12 Months Ending March 31, 2023
Future Test Year - 12 Months Ending September 30, 2025

	A	B	C	AO	AP	AQ	AR	AS	AT	AU	AV
2				Linkage 2 Separately Forecasted Items							
3	Description	Inputs Name	FERC Acct	Linkage 2 Facilities Security	Linkage 2 Non-interest Revolver Adjustment	Linkage 2 Espanola Lease Expense	Linkage 2 Board of Director Costs	Linkage 2 Shared Services Expense	Linkage 2 Remove Allocated LTIP Expenses	Total Linkage 2 Period Separately Forecasted Items	
531	A_6100120-Tool Service/Repair	Maintenance of Mains	887							$ -	
532	A_6100150-Printing	Maintenance of Mains	887							$ -	
533	A_6400010-M&S FurnOffEquip	Maintenance of Mains	887							$ -	
534	A_6400020-M&S Gen Office	Maintenance of Mains	887							$ -	
535	A_6400070-M&S Safety	Maintenance of Mains	887							$ -	
536	A_6400080-M&S Vehicle Fuel	Maintenance of Mains	887							$ -	
537	A_6400100-M&S OS Purchases	Maintenance of Mains	887							$ -	
538	A_6400500-M&S Parts	Maintenance of Mains	887							$ -	
539	A_6400510-M&S Small Tools	Maintenance of Mains	887							$ -	
540	A_6401000-M&S Inven Issue	Maintenance of Mains	887							$ -	
541	A_6500010-Transport-Vehicle	Maintenance of Mains	887							$ -	
542	A_6710020-ST Rent-NonOff Equip	Maintenance of Mains	887							$ -	
543	A_6710060-ST Rent-Vehicle	Maintenance of Mains	887							$ -	
544	A_6710800-ST Rent-Other	Maintenance of Mains	887							$ -	
545	A_6720020-LTLease-NonOffEquip	Maintenance of Mains	887							$ -	
546	A_6730030-Utilities-Telecom	Maintenance of Mains	887							$ -	
547	A_6730800-Utilities-Other	Maintenance of Mains	887							$ -	
548	A_6790199-Fees-Miscellaneous	Maintenance of Mains	887							$ -	
549	A_6790210-Permitting	Maintenance of Mains	887							$ -	
550	A_6790230-Postage Ship Courier	Maintenance of Mains	887							$ -	
551	A_6790320-Fleet Allocation	Maintenance of Mains	887							$ -	
552	A_6790321-Stores Allocation	Maintenance of Mains	887							$ -	
553	A_6790322-Small Tools Alloc	Maintenance of Mains	887							$ -	
554	A_6790800-Other Oper-Misc	Maintenance of Mains	887							$ -	
555	A_6010000-1001/A6010000	Maintenance of Measuring and Regulating Station Equipment	889							$ 2,376	
556	A_6010010-1001/R6010000	Maintenance of Measuring and Regulating Station Equipment	889							$ 469	
557	A_6010110-Labor Exempt ST	Maintenance of Measuring and Regulating Station Equipment	889							$ 240,549	
558	A_6010130-Labor Exempt NonProd	Maintenance of Measuring and Regulating Station Equipment	889							$ 44,370	
559	A_6010210-Labor NonExm ST	Maintenance of Measuring and Regulating Station Equipment	889							$ 754,868	
560	A_6010220-Labor NonExm OT	Maintenance of Measuring and Regulating Station Equipment	889							$ 228,295	
561	A_6010230-Labor NonExm NonProd	Maintenance of Measuring and Regulating Station Equipment	889							$ 139,246	
562	A_6010910-Labor OffCycle Bonus	Maintenance of Measuring and Regulating Station Equipment	889							$ 461	
563	A_6018999-Labor Exp Reclass	Maintenance of Measuring and Regulating Station Equipment	889							$ 512	
564	A_6030010-EE ProfDue Subs Fees	Maintenance of Measuring and Regulating Station Equipment	889							$ -	
565	A_6030040-EE Meals 50% Deduct	Maintenance of Measuring and Regulating Station Equipment	889							$ -	
566	A_6030060-EE Shoes Uniforms	Maintenance of Measuring and Regulating Station Equipment	889							$ -	
567	A_6030070-EE Training	Maintenance of Measuring and Regulating Station Equipment	889							$ -	
568	A_6030080-EE Travel Lodging	Maintenance of Measuring and Regulating Station Equipment	889							$ -	
569	A_6030091-EE Apprec and Gifts	Maintenance of Measuring and Regulating Station Equipment	889							$ -	
570	A_6030800-EE Miscellaneous	Maintenance of Measuring and Regulating Station Equipment	889							$ -	
571	A_6100070-Consultants-Mgmt	Maintenance of Measuring and Regulating Station Equipment	889							$ -	
572	A_6100080-Consultants-Other	Maintenance of Measuring and Regulating Station Equipment	889							$ -	
573	A_6100100-Contractor Services	Maintenance of Measuring and Regulating Station Equipment	889							$ -	
574	A_6108999-OutSvc Exp Reclass	Maintenance of Measuring and Regulating Station Equipment	889							$ -	
575	A_6400020-M&S Gen Office	Maintenance of Measuring and Regulating Station Equipment	889							$ -	
576	A_6400070-M&S Safety	Maintenance of Measuring and Regulating Station Equipment	889							$ -	
577	A_6400080-M&S Vehicle Fuel	Maintenance of Measuring and Regulating Station Equipment	889							$ -	
578	A_6400100-M&S OS Purchases	Maintenance of Measuring and Regulating Station Equipment	889							$ -	

NMGC Exhibit ECB-5
Page 203 of 596

NEW MEXICO GAS COMPANY, INC.

Summary of Specifically Forecasted Items
Base Period - 12 Months Ending March 31, 2023
Future Test Year - 12 Months Ending September 30, 2025

	A	B	C	AW	AX	AY	AZ	BA	BB	BC
2				Test Period Separately Forecasted Items						
3	Description	Inputs Name	FERC Acct	Test Period Labor Expense	Test Period Incentive Compensation	Test Period Normalize 401K Match	Test Period Medical and Dental Expense	Test Period Pension and OPEB Expenses(2)	Test Period Transmission Integrity Program Costs	Test Period General Insurance Costs
531	A_6100120-Tool Service/Repair	Maintenance of Mains	887	$ -						
532	A_6100150-Printing	Maintenance of Mains	887	$ -						
533	A_6400010-M&S FurnOffEquip	Maintenance of Mains	887	$ -						
534	A_6400020-M&S Gen Office	Maintenance of Mains	887	$ -						
535	A_6400070-M&S Safety	Maintenance of Mains	887	$ -						
536	A_6400080-M&S Vehicle Fuel	Maintenance of Mains	887	$ -						
537	A_6400100-M&S OS Purchases	Maintenance of Mains	887	$ -						
538	A_6400500-M&S Parts	Maintenance of Mains	887	$ -						
539	A_6400510-M&S Small Tools	Maintenance of Mains	887	$ -						
540	A_6401000-M&S Inven Issue	Maintenance of Mains	887	$ -						
541	A_6500010-Transport-Vehicle	Maintenance of Mains	887	$ -						
542	A_6710020-ST Rent-NonOff Equip	Maintenance of Mains	887	$ -						
543	A_6710060-ST Rent-Vehicle	Maintenance of Mains	887	$ -						
544	A_6710800-ST Rent-Other	Maintenance of Mains	887	$ -						
545	A_6720020-LTLease-NonOffEquip	Maintenance of Mains	887	$ -						
546	A_6730030-Utilities-Telecom	Maintenance of Mains	887	$ -						
547	A_6730800-Utilities-Other	Maintenance of Mains	887	$ -						
548	A_6790199-Fees-Miscellaneous	Maintenance of Mains	887	$ -						
549	A_6790210-Permitting	Maintenance of Mains	887	$ -						
550	A_6790230-Postage Ship Courier	Maintenance of Mains	887	$ -						
551	A_6790320-Fleet Allocation	Maintenance of Mains	887	$ -						
552	A_6790321-Stores Allocation	Maintenance of Mains	887	$ -						
553	A_6790322-Small Tools Alloc	Maintenance of Mains	887	$ -						
554	A_6790800-Other Oper-Misc	Maintenance of Mains	887	$ -						
555	A_6010000-1001/A6010000	Maintenance of Measuring and Regulating Station Equipment	889	$ 2,643						
556	A_6010010-1001/R6010000	Maintenance of Measuring and Regulating Station Equipment	889	$ 522						
557	A_6010110-Labor Exempt ST	Maintenance of Measuring and Regulating Station Equipment	889	$ 267,554						
558	A_6010130-Labor Exempt NonProd	Maintenance of Measuring and Regulating Station Equipment	889	$ 49,351						
559	A_6010210-Labor NonExm ST	Maintenance of Measuring and Regulating Station Equipment	889	$ 839,614						
560	A_6010220-Labor NonExm OT	Maintenance of Measuring and Regulating Station Equipment	889	$ 253,925						
561	A_6010230-Labor NonExm NonProd	Maintenance of Measuring and Regulating Station Equipment	889	$ 154,879						
562	A_6010910-Labor OffCycle Bonus	Maintenance of Measuring and Regulating Station Equipment	889	$ 513						
563	A_6018999-Labor Exp Reclass	Maintenance of Measuring and Regulating Station Equipment	889	$ 569						
564	A_6030010-EE ProfDue Subs Fees	Maintenance of Measuring and Regulating Station Equipment	889	$ -						
565	A_6030040-EE Meals 50% Deduct	Maintenance of Measuring and Regulating Station Equipment	889	$ -						
566	A_6030060-EE Shoes Uniforms	Maintenance of Measuring and Regulating Station Equipment	889	$ -						
567	A_6030070-EE Training	Maintenance of Measuring and Regulating Station Equipment	889	$ -						
568	A_6030080-EE Travel Lodging	Maintenance of Measuring and Regulating Station Equipment	889	$ -						
569	A_6030091-EE Apprec and Gifts	Maintenance of Measuring and Regulating Station Equipment	889	$ -						
570	A_6030800-EE Miscellaneous	Maintenance of Measuring and Regulating Station Equipment	889	$ -						
571	A_6100070-Consultants-Mgmt	Maintenance of Measuring and Regulating Station Equipment	889	$ -						
572	A_6100080-Consultants-Other	Maintenance of Measuring and Regulating Station Equipment	889	$ -						
573	A_6100100-Contractor Services	Maintenance of Measuring and Regulating Station Equipment	889	$ -						
574	A_6108999-OutSvc Exp Reclass	Maintenance of Measuring and Regulating Station Equipment	889	$ -						
575	A_6400020-M&S Gen Office	Maintenance of Measuring and Regulating Station Equipment	889	$ -						
576	A_6400070-M&S Safety	Maintenance of Measuring and Regulating Station Equipment	889	$ -						
577	A_6400080-M&S Vehicle Fuel	Maintenance of Measuring and Regulating Station Equipment	889	$ -						
578	A_6400100-M&S OS Purchases	Maintenance of Measuring and Regulating Station Equipment	889	$ -						

NMGC Exhibit ECB-5
Page 204 of 596

NEW MEXICO GAS COMPANY, INC.

Summary of Specifically Forecasted Items
Base Period - 12 Months Ending March 31, 2023
Future Test Year - 12 Months Ending September 30, 2025

	A	B	C	BD	BE	BF	BG	BH	BI	BJ	BK
2				Test Period Separately Forecasted Items							
3	Description	Inputs Name	FERC Acct	Test Period Non-interest Revolver Adjustment	Adjust Espanola Lease	Future Test Year Period Facilities Security	Future Test Period Board of Director Costs	Hansen CIS Expense	Future Test Period Shared Services Expense	Future Test Year Period Remove Allocated LTIP Expenses	Total Test Period Separately Forecasted Items
531	A_6100120-Tool Service/Repair	Maintenance of Mains	887								$ -
532	A_6100150-Printing	Maintenance of Mains	887								$ -
533	A_6400010-M&S FurnOffEquip	Maintenance of Mains	887								$ -
534	A_6400020-M&S Gen Office	Maintenance of Mains	887								$ -
535	A_6400070-M&S Safety	Maintenance of Mains	887								$ -
536	A_6400080-M&S Vehicle Fuel	Maintenance of Mains	887								$ -
537	A_6400100-M&S OS Purchases	Maintenance of Mains	887								$ -
538	A_6400500-M&S Parts	Maintenance of Mains	887								$ -
539	A_6400510-M&S Small Tools	Maintenance of Mains	887								$ -
540	A_6401000-M&S Inven Issue	Maintenance of Mains	887								$ -
541	A_6500010-Transport-Vehicle	Maintenance of Mains	887								$ -
542	A_6710020-ST Rent-NonOff Equip	Maintenance of Mains	887								$ -
543	A_6710060-ST Rent-Vehicle	Maintenance of Mains	887								$ -
544	A_6710800-ST Rent-Other	Maintenance of Mains	887								$ -
545	A_6720020-LTLease-NonOffEquip	Maintenance of Mains	887								$ -
546	A_6730030-Utilities-Telecom	Maintenance of Mains	887								$ -
547	A_6730800-Utilities-Other	Maintenance of Mains	887								$ -
548	A_6790199-Fees-Miscellaneous	Maintenance of Mains	887								$ -
549	A_6790210-Permitting	Maintenance of Mains	887								$ -
550	A_6790230-Postage Ship Courier	Maintenance of Mains	887								$ -
551	A_6790320-Fleet Allocation	Maintenance of Mains	887								$ -
552	A_6790321-Stores Allocation	Maintenance of Mains	887								$ -
553	A_6790322-Small Tools Alloc	Maintenance of Mains	887								$ -
554	A_6790800-Other Oper-Misc	Maintenance of Mains	887								$ -
555	A_6010000-1001/A6010000	Maintenance of Measuring and Regulating Station Equipment	889								$ 2,643
556	A_6010010-1001/R6010000	Maintenance of Measuring and Regulating Station Equipment	889								$ 522
557	A_6010110-Labor Exempt ST	Maintenance of Measuring and Regulating Station Equipment	889								$ 267,554
558	A_6010130-Labor Exempt NonProd	Maintenance of Measuring and Regulating Station Equipment	889								$ 49,351
559	A_6010210-Labor NonExm ST	Maintenance of Measuring and Regulating Station Equipment	889								$ 839,614
560	A_6010220-Labor NonExm OT	Maintenance of Measuring and Regulating Station Equipment	889								$ 253,925
561	A_6010230-Labor NonExm NonProd	Maintenance of Measuring and Regulating Station Equipment	889								$ 154,879
562	A_6010910-Labor OffCycle Bonus	Maintenance of Measuring and Regulating Station Equipment	889								$ 513
563	A_6018999-Labor Exp Reclass	Maintenance of Measuring and Regulating Station Equipment	889								$ 569
564	A_6030010-EE ProfDue Subs Fees	Maintenance of Measuring and Regulating Station Equipment	889								$ -
565	A_6030040-EE Meals 50% Deduct	Maintenance of Measuring and Regulating Station Equipment	889								$ -
566	A_6030060-EE Shoes Uniforms	Maintenance of Measuring and Regulating Station Equipment	889								$ -
567	A_6030070-EE Training	Maintenance of Measuring and Regulating Station Equipment	889								$ -
568	A_6030080-EE Travel Lodging	Maintenance of Measuring and Regulating Station Equipment	889								$ -
569	A_6030091-EE Apprec and Gifts	Maintenance of Measuring and Regulating Station Equipment	889								$ -
570	A_6030800-EE Miscellaneous	Maintenance of Measuring and Regulating Station Equipment	889								$ -
571	A_6100070-Consultants-Mgmt	Maintenance of Measuring and Regulating Station Equipment	889								$ -
572	A_6100080-Consultants-Other	Maintenance of Measuring and Regulating Station Equipment	889								$ -
573	A_6100100-Contractor Services	Maintenance of Measuring and Regulating Station Equipment	889								$ -
574	A_6108999-OutSvc Exp Reclass	Maintenance of Measuring and Regulating Station Equipment	889								$ -
575	A_6400020-M&S Gen Office	Maintenance of Measuring and Regulating Station Equipment	889								$ -
576	A_6400070-M&S Safety	Maintenance of Measuring and Regulating Station Equipment	889								$ -
577	A_6400080-M&S Vehicle Fuel	Maintenance of Measuring and Regulating Station Equipment	889								$ -
578	A_6400100-M&S OS Purchases	Maintenance of Measuring and Regulating Station Equipment	889								$ -

NMGC Exhibit ECB-5
Page 205 of 596

NEW MEXICO GAS COMPANY, INC.

Summary of Specifically Forecasted Items
Base Period - 12 Months Ending March 31, 2023
Future Test Year - 12 Months Ending September 30, 2025

	A	B	C	D	E	F	G	H	I	J
2										
3	Description	Inputs Name	FERC Acct	Total Company Adjusted Base Period Ending 3/31/2023		Base Labor Expense	Base Incentive Compensation Expense	Base Normalize 401K Match	Base Medical and Dental Expense	Base Pension and OPEB Expenses
579	A_6400500-M&S Parts	Maintenance of Measuring and Regulating Station Equipment	889	1,210		-				
580	A_6400510-M&S Small Tools	Maintenance of Measuring and Regulating Station Equipment	889	7,116		-				
581	A_6408999-M&S Exp Reclass	Maintenance of Measuring and Regulating Station Equipment	889	1,574		-				
582	A_6401000-M&S Inven Issue	Maintenance of Measuring and Regulating Station Equipment	889	110,680		-				
583	A_6720020-LTLease-NonOffEquip	Maintenance of Measuring and Regulating Station Equipment	889	3,195		-				
584	A_6730800-Utilities-Other	Maintenance of Measuring and Regulating Station Equipment	889	223		-				
585	A_6790199-Fees-Miscellaneous	Maintenance of Measuring and Regulating Station Equipment	889	9,280		-				
586	A_6790210-Permitting	Maintenance of Measuring and Regulating Station Equipment	889	223		-				
587	A_6790230-Postage Ship Courier	Maintenance of Measuring and Regulating Station Equipment	889	3,534		-				
588	A_6790320-Fleet Allocation	Maintenance of Measuring and Regulating Station Equipment	889	132,958		-				
589	A_6790321-Stores Allocation	Maintenance of Measuring and Regulating Station Equipment	889	18,935		-				
590	A_6790322-Small Tools Alloc	Maintenance of Measuring and Regulating Station Equipment	889	9,882		-				
591	A_6010000-1001/A6010000	Maintenance of Services	892	913		913				
592	A_6010010-1001/R6010000	Maintenance of Services	892	(566)		(566)				
593	A_6010110-Labor Exempt ST	Maintenance of Services	892	205,957		205,957				
594	A_6010130-Labor Exempt NonProd	Maintenance of Services	892	51,694		51,694				
595	A_6010210-Labor NonExm ST	Maintenance of Services	892	1,011,096		1,011,096				
596	A_6010220-Labor NonExm OT	Maintenance of Services	892	253,868		253,868				
597	A_6010230-Labor NonExm NonProd	Maintenance of Services	892	186,439		186,439				
598	A_6010910-Labor OffCycle Bonus	Maintenance of Services	892	164		164				
599	A_6018999-Labor Exp Reclass	Maintenance of Services	892	(47)		(47)				
600	A_6030010-EE ProfDue Subs Fees	Maintenance of Services	892	10		-				
601	A_6030040-EE Meals 50% Deduct	Maintenance of Services	892	4,108		-				
602	A_6030060-EE Shoes Uniforms	Maintenance of Services	892	19,467		-				
603	A_6030070-EE Training	Maintenance of Services	892	3,109		-				
604	A_6030080-EE Travel Lodging	Maintenance of Services	892	78		-				
605	A_6030091-EE Apprec and Gifts	Maintenance of Services	892	2,488		-				
606	A_6030800-EE Miscellaneous	Maintenance of Services	892	1,837		-				
607	A_6100070-Consultants-Mgmt	Maintenance of Services	892	1,048		-				
608	A_6100080-Consultants-Other	Maintenance of Services	892	23,129		-				
609	A_6100100-Contractor Services	Maintenance of Services	892	218,302		-				
610	A_6100120-Tool Service/Repair	Maintenance of Services	892	921		-				
611	A_6400020-M&S Gen Office	Maintenance of Services	892	97		-				
612	A_6400070-M&S Safety	Maintenance of Services	892	148		-				
613	A_6400080-M&S Vehicle Fuel	Maintenance of Services	892	22		-				
614	A_6400100-M&S OS Purchases	Maintenance of Services	892	33,919		-				
615	A_6400500-M&S Parts	Maintenance of Services	892	2,235		-				
616	A_6400510-M&S Small Tools	Maintenance of Services	892	4,717		-				
617	A_6401000-M&S Inven Issue	Maintenance of Services	892	83,852		-				
618	A_6720020-LTLease-NonOffEquip	Maintenance of Services	892	12,259		-				
619	A_6730030-Utilities-Telecom	Maintenance of Services	892	21		-				
620	A_6730800-Utilities-Other	Maintenance of Services	892	75		-				
621	A_6780040-Dmgd Faclty Billing	Maintenance of Services	892	(81,092)		-				
622	A_6790199-Fees-Miscellaneous	Maintenance of Services	892	104		-				
623	A_6790210-Permitting	Maintenance of Services	892	4,989		-				
624	A_6790230-Postage Ship Courier	Maintenance of Services	892	64		-				
625	A_6790320-Fleet Allocation	Maintenance of Services	892	200,954		-				
626	A_6790321-Stores Allocation	Maintenance of Services	892	9,171		-				

NMGC Exhibit ECB-5
Page 206 of 596

NEW MEXICO GAS COMPANY, INC.

Summary of Specifically Forecasted Items
Base Period - 12 Months Ending March 31, 2023
Future Test Year - 12 Months Ending September 30, 2025

	A	B	C	K	L	M	N	O	P	Q	R
2				Adjusted Base Period Separately Forecasted Items to Carry Forward, without separate escalation				Adjusted Base Period Separately Forecasted Items to Carry Forward, without separate escalation			
3	Description	Inputs Name	FERC Acct	Transmission Integrity Program Costs	General Insurance Costs	Non-interest Revolver Adjustment	Espanola Lease Expense	Board of Director Costs	Shared Services Expense	Adjusted Base Period Separately Forecasted Items to Carry Forward	
579	A_6400500-M&S Parts	Maintenance of Measuring and Regulating Station Equipment	889							-	
580	A_6400510-M&S Small Tools	Maintenance of Measuring and Regulating Station Equipment	889							-	
581	A_6408999-M&S Exp Reclass	Maintenance of Measuring and Regulating Station Equipment	889							-	
582	A_6401000-M&S Inven Issue	Maintenance of Measuring and Regulating Station Equipment	889							-	
583	A_6720020-LTLease-NonOffEquip	Maintenance of Measuring and Regulating Station Equipment	889							-	
584	A_6730800-Utilities-Other	Maintenance of Measuring and Regulating Station Equipment	889							-	
585	A_6790199-Fees-Miscellaneous	Maintenance of Measuring and Regulating Station Equipment	889							-	
586	A_6790210-Permitting	Maintenance of Measuring and Regulating Station Equipment	889							-	
587	A_6790230-Postage Ship Courier	Maintenance of Measuring and Regulating Station Equipment	889							-	
588	A_6790320-Fleet Allocation	Maintenance of Measuring and Regulating Station Equipment	889							-	
589	A_6790321-Stores Allocation	Maintenance of Measuring and Regulating Station Equipment	889							-	
590	A_6790322-Small Tools Alloc	Maintenance of Measuring and Regulating Station Equipment	889							-	
591	A_6010000-1001/A6010000	Maintenance of Services	892							913	
592	A_6010010-1001/R6010000	Maintenance of Services	892							(566)	
593	A_6010110-Labor Exempt ST	Maintenance of Services	892							205,957	
594	A_6010130-Labor Exempt NonProd	Maintenance of Services	892							51,694	
595	A_6010210-Labor NonExm ST	Maintenance of Services	892							1,011,096	
596	A_6010220-Labor NonExm OT	Maintenance of Services	892							253,868	
597	A_6010230-Labor NonExm NonProd	Maintenance of Services	892							186,439	
598	A_6010910-Labor OffCycle Bonus	Maintenance of Services	892							164	
599	A_6018999-Labor Exp Reclass	Maintenance of Services	892							(47)	
600	A_6030010-EE ProfDue Subs Fees	Maintenance of Services	892							-	
601	A_6030040-EE Meals 50% Deduct	Maintenance of Services	892							-	
602	A_6030060-EE Shoes Uniforms	Maintenance of Services	892							-	
603	A_6030070-EE Training	Maintenance of Services	892							-	
604	A_6030080-EE Travel Lodging	Maintenance of Services	892							-	
605	A_6030091-EE Apprec and Gifts	Maintenance of Services	892							-	
606	A_6030800-EE Miscellaneous	Maintenance of Services	892							-	
607	A_6100070-Consultants-Mgmt	Maintenance of Services	892							-	
608	A_6100080-Consultants-Other	Maintenance of Services	892							-	
609	A_6100100-Contractor Services	Maintenance of Services	892							-	
610	A_6100120-Tool Service/Repair	Maintenance of Services	892							-	
611	A_6400020-M&S Gen Office	Maintenance of Services	892							-	
612	A_6400070-M&S Safety	Maintenance of Services	892							-	
613	A_6400080-M&S Vehicle Fuel	Maintenance of Services	892							-	
614	A_6400100-M&S OS Purchases	Maintenance of Services	892							-	
615	A_6400500-M&S Parts	Maintenance of Services	892							-	
616	A_6400510-M&S Small Tools	Maintenance of Services	892							-	
617	A_6401000-M&S Inven Issue	Maintenance of Services	892							-	
618	A_6720020-LTLease-NonOffEquip	Maintenance of Services	892							-	
619	A_6730030-Utilities-Telecom	Maintenance of Services	892							-	
620	A_6730800-Utilities-Other	Maintenance of Services	892							-	
621	A_6780040-Dmgd Faclty Billing	Maintenance of Services	892							-	
622	A_6790199-Fees-Miscellaneous	Maintenance of Services	892							-	
623	A_6790210-Permitting	Maintenance of Services	892							-	
624	A_6790230-Postage Ship Courier	Maintenance of Services	892							-	
625	A_6790320-Fleet Allocation	Maintenance of Services	892							-	
626	A_6790321-Stores Allocation	Maintenance of Services	892							-	

NMGC Exhibit ECB-5
Page 207 of 596

NEW MEXICO GAS COMPANY, INC.

Summary of Specifically Forecasted Items
Base Period - 12 Months Ending March 31, 2023
Future Test Year - 12 Months Ending September 30, 2025

	A	B	C	S	T	U	V	W	X	Y
2				Linkage 1 Separately Forecasted Items						
3	Description	Inputs Name	FERC Acct	Linkage Period 1 Labor Expense	Linkage Period 1 Incentive Compensation Expense	Linkage Period 1 Normalize 401K Match	Linkage 1 Medical and Dental Expense	Linkage 1 Pension and OPEB Expenses	Linkage 1 Transmission Integrity Program Costs	Linkage 1 General Insurance Costs
579	A_6400500-M&S Parts	Maintenance of Measuring and Regulating Station Equipment	889	-						
580	A_6400510-M&S Small Tools	Maintenance of Measuring and Regulating Station Equipment	889	-						
581	A_6408999-M&S Exp Reclass	Maintenance of Measuring and Regulating Station Equipment	889	-						
582	A_6401000-M&S Inven Issue	Maintenance of Measuring and Regulating Station Equipment	889	-						
583	A_6720020-LTLease-NonOffEquip	Maintenance of Measuring and Regulating Station Equipment	889	-						
584	A_6730800-Utilities-Other	Maintenance of Measuring and Regulating Station Equipment	889	-						
585	A_6790199-Fees-Miscellaneous	Maintenance of Measuring and Regulating Station Equipment	889	-						
586	A_6790210-Permitting	Maintenance of Measuring and Regulating Station Equipment	889	-						
587	A_6790230-Postage Ship Courier	Maintenance of Measuring and Regulating Station Equipment	889	-						
588	A_6790320-Fleet Allocation	Maintenance of Measuring and Regulating Station Equipment	889	-						
589	A_6790321-Stores Allocation	Maintenance of Measuring and Regulating Station Equipment	889	-						
590	A_6790322-Small Tools Alloc	Maintenance of Measuring and Regulating Station Equipment	889	-						
591	A_6010000-1001/A6010000	Maintenance of Services	892	929						
592	A_6010010-1001/R6010000	Maintenance of Services	892	(576)						
593	A_6010110-Labor Exempt ST	Maintenance of Services	892	209,562						
594	A_6010130-Labor Exempt NonProd	Maintenance of Services	892	52,599						
595	A_6010210-Labor NonExm ST	Maintenance of Services	892	1,028,790						
596	A_6010220-Labor NonExm OT	Maintenance of Services	892	258,311						
597	A_6010230-Labor NonExm NonProd	Maintenance of Services	892	189,702						
598	A_6010910-Labor OffCycle Bonus	Maintenance of Services	892	167						
599	A_6018999-Labor Exp Reclass	Maintenance of Services	892	(48)						
600	A_6030010-EE ProfDue Subs Fees	Maintenance of Services	892	-						
601	A_6030040-EE Meals 50% Deduct	Maintenance of Services	892	-						
602	A_6030060-EE Shoes Uniforms	Maintenance of Services	892	-						
603	A_6030070-EE Training	Maintenance of Services	892	-						
604	A_6030080-EE Travel Lodging	Maintenance of Services	892	-						
605	A_6030091-EE Apprec and Gifts	Maintenance of Services	892	-						
606	A_6030800-EE Miscellaneous	Maintenance of Services	892	-						
607	A_6100070-Consultants-Mgmt	Maintenance of Services	892	-						
608	A_6100080-Consultants-Other	Maintenance of Services	892	-						
609	A_6100100-Contractor Services	Maintenance of Services	892	-						
610	A_6100120-Tool Service/Repair	Maintenance of Services	892	-						
611	A_6400020-M&S Gen Office	Maintenance of Services	892	-						
612	A_6400070-M&S Safety	Maintenance of Services	892	-						
613	A_6400080-M&S Vehicle Fuel	Maintenance of Services	892	-						
614	A_6400100-M&S OS Purchases	Maintenance of Services	892	-						
615	A_6400500-M&S Parts	Maintenance of Services	892	-						
616	A_6400510-M&S Small Tools	Maintenance of Services	892	-						
617	A_6401000-M&S Inven Issue	Maintenance of Services	892	-						
618	A_6720020-LTLease-NonOffEquip	Maintenance of Services	892	-						
619	A_6730030-Utilities-Telecom	Maintenance of Services	892	-						
620	A_6730800-Utilities-Other	Maintenance of Services	892	-						
621	A_6780040-Dmgd Faclty Billing	Maintenance of Services	892	-						
622	A_6790199-Fees-Miscellaneous	Maintenance of Services	892	-						
623	A_6790210-Permitting	Maintenance of Services	892	-						
624	A_6790230-Postage Ship Courier	Maintenance of Services	892	-						
625	A_6790320-Fleet Allocation	Maintenance of Services	892	-						
626	A_6790321-Stores Allocation	Maintenance of Services	892	-						

NMGC Exhibit ECB-5
Page 208 of 596

NEW MEXICO GAS COMPANY, INC.

Summary of Specifically Forecasted Items
Base Period - 12 Months Ending March 31, 2023
Future Test Year - 12 Months Ending September 30, 2025

	A	B	C	Z	AA	AB	AC	AD	AE	AF	AG
2				Linkage 1 Separately Forecasted Items							
3	Description	Inputs Name	FERC Acct	Linkage 1 Facilities Security	Linkage 1 Non-interest Revolver Adjustment	Linkage 1 Espanola Lease Expense	Linkage 1 Board of Director Costs	Linkage 1 Shared Services Expense	Linkage 1 Remove Allocated LTIP Expenses	Total Linkage 1 Period Separately Forecasted Items	
579	A_6400500-M&S Parts	Maintenance of Measuring and Regulating Station Equipment	889							$ -	
580	A_6400510-M&S Small Tools	Maintenance of Measuring and Regulating Station Equipment	889							$ -	
581	A_6408999-M&S Exp Reclass	Maintenance of Measuring and Regulating Station Equipment	889							$ -	
582	A_6401000-M&S Inven Issue	Maintenance of Measuring and Regulating Station Equipment	889							$ -	
583	A_6720020-LTLease-NonOffEquip	Maintenance of Measuring and Regulating Station Equipment	889							$ -	
584	A_6730800-Utilities-Other	Maintenance of Measuring and Regulating Station Equipment	889							$ -	
585	A_6790199-Fees-Miscellaneous	Maintenance of Measuring and Regulating Station Equipment	889							$ -	
586	A_6790210-Permitting	Maintenance of Measuring and Regulating Station Equipment	889							$ -	
587	A_6790230-Postage Ship Courier	Maintenance of Measuring and Regulating Station Equipment	889							$ -	
588	A_6790320-Fleet Allocation	Maintenance of Measuring and Regulating Station Equipment	889							$ -	
589	A_6790321-Stores Allocation	Maintenance of Measuring and Regulating Station Equipment	889							$ -	
590	A_6790322-Small Tools Alloc	Maintenance of Measuring and Regulating Station Equipment	889							$ -	
591	A_6010000-1001/A6010000	Maintenance of Services	892							$ 929	
592	A_6010010-1001/R6010000	Maintenance of Services	892							$ (576)	
593	A_6010110-Labor Exempt ST	Maintenance of Services	892							$ 209,562	
594	A_6010130-Labor Exempt NonProd	Maintenance of Services	892							$ 52,599	
595	A_6010210-Labor NonExm ST	Maintenance of Services	892							$ 1,028,790	
596	A_6010220-Labor NonExm OT	Maintenance of Services	892							$ 258,311	
597	A_6010230-Labor NonExm NonProd	Maintenance of Services	892							$ 189,702	
598	A_6010910-Labor OffCycle Bonus	Maintenance of Services	892							$ 167	
599	A_6018999-Labor Exp Reclass	Maintenance of Services	892							$ (48)	
600	A_6030010-EE ProfDue Subs Fees	Maintenance of Services	892							$ -	
601	A_6030040-EE Meals 50% Deduct	Maintenance of Services	892							$ -	
602	A_6030060-EE Shoes Uniforms	Maintenance of Services	892							$ -	
603	A_6030070-EE Training	Maintenance of Services	892							$ -	
604	A_6030080-EE Travel Lodging	Maintenance of Services	892							$ -	
605	A_6030091-EE Apprec and Gifts	Maintenance of Services	892							$ -	
606	A_6030800-EE Miscellaneous	Maintenance of Services	892							$ -	
607	A_6100070-Consultants-Mgmt	Maintenance of Services	892							$ -	
608	A_6100080-Consultants-Other	Maintenance of Services	892							$ -	
609	A_6100100-Contractor Services	Maintenance of Services	892							$ -	
610	A_6100120-Tool Service/Repair	Maintenance of Services	892							$ -	
611	A_6400020-M&S Gen Office	Maintenance of Services	892							$ -	
612	A_6400070-M&S Safety	Maintenance of Services	892							$ -	
613	A_6400080-M&S Vehicle Fuel	Maintenance of Services	892							$ -	
614	A_6400100-M&S OS Purchases	Maintenance of Services	892							$ -	
615	A_6400500-M&S Parts	Maintenance of Services	892							$ -	
616	A_6400510-M&S Small Tools	Maintenance of Services	892							$ -	
617	A_6401000-M&S Inven Issue	Maintenance of Services	892							$ -	
618	A_6720020-LTLease-NonOffEquip	Maintenance of Services	892							$ -	
619	A_6730030-Utilities-Telecom	Maintenance of Services	892							$ -	
620	A_6730800-Utilities-Other	Maintenance of Services	892							$ -	
621	A_6780040-Dmgd Faclty Billing	Maintenance of Services	892							$ -	
622	A_6790199-Fees-Miscellaneous	Maintenance of Services	892							$ -	
623	A_6790210-Permitting	Maintenance of Services	892							$ -	
624	A_6790230-Postage Ship Courier	Maintenance of Services	892							$ -	
625	A_6790320-Fleet Allocation	Maintenance of Services	892							$ -	
626	A_6790321-Stores Allocation	Maintenance of Services	892							$ -	

NMGC Exhibit ECB-5
Page 209 of 596

NEW MEXICO GAS COMPANY, INC.

Summary of Specifically Forecasted Items
Base Period - 12 Months Ending March 31, 2023
Future Test Year - 12 Months Ending September 30, 2025

	A	B	C	AH	AI	AJ	AK	AL	AM	AN
2				Linkage 2 Separately Forecasted Items						
3	Description	Inputs Name	FERC Acct	Linkage 2 Period Labor Expense	Linkage 2 Period Incentive Compensation Expense	Linkage Period 2 Normalize 401K Match	Linkage 2 Medical and Dental Expense	Linkage 2 Pension and OPEB Expenses	Linkage 2 Transmission Integrity Program Costs	Linkage 2 Period General Insurance Costs
579	A_6400500-M&S Parts	Maintenance of Measuring and Regulating Station Equipment	889	$ -						
580	A_6400510-M&S Small Tools	Maintenance of Measuring and Regulating Station Equipment	889	$ -						
581	A_6408999-M&S Exp Reclass	Maintenance of Measuring and Regulating Station Equipment	889	$ -						
582	A_6401000-M&S Inven Issue	Maintenance of Measuring and Regulating Station Equipment	889	$ -						
583	A_6720020-LTLease-NonOffEquip	Maintenance of Measuring and Regulating Station Equipment	889	$ -						
584	A_6730800-Utilities-Other	Maintenance of Measuring and Regulating Station Equipment	889	$ -						
585	A_6790199-Fees-Miscellaneous	Maintenance of Measuring and Regulating Station Equipment	889	$ -						
586	A_6790210-Permitting	Maintenance of Measuring and Regulating Station Equipment	889	$ -						
587	A_6790230-Postage Ship Courier	Maintenance of Measuring and Regulating Station Equipment	889	$ -						
588	A_6790320-Fleet Allocation	Maintenance of Measuring and Regulating Station Equipment	889	$ -						
589	A_6790321-Stores Allocation	Maintenance of Measuring and Regulating Station Equipment	889	$ -						
590	A_6790322-Small Tools Alloc	Maintenance of Measuring and Regulating Station Equipment	889	$ -						
591	A_6010000-1001/A6010000	Maintenance of Services	892	$ 944						
592	A_6010010-1001/R6010000	Maintenance of Services	892	$ (586)						
593	A_6010110-Labor Exempt ST	Maintenance of Services	892	$ 213,166						
594	A_6010130-Labor Exempt NonProd	Maintenance of Services	892	$ 53,503						
595	A_6010210-Labor NonExm ST	Maintenance of Services	892	$ 1,046,484						
596	A_6010220-Labor NonExm OT	Maintenance of Services	892	$ 262,753						
597	A_6010230-Labor NonExm NonProd	Maintenance of Services	892	$ 192,965						
598	A_6010910-Labor OffCycle Bonus	Maintenance of Services	892	$ 170						
599	A_6018999-Labor Exp Reclass	Maintenance of Services	892	$ (49)						
600	A_6030010-EE ProfDue Subs Fees	Maintenance of Services	892	$ -						
601	A_6030040-EE Meals 50% Deduct	Maintenance of Services	892	$ -						
602	A_6030060-EE Shoes Uniforms	Maintenance of Services	892	$ -						
603	A_6030070-EE Training	Maintenance of Services	892	$ -						
604	A_6030080-EE Travel Lodging	Maintenance of Services	892	$ -						
605	A_6030091-EE Apprec and Gifts	Maintenance of Services	892	$ -						
606	A_6030800-EE Miscellaneous	Maintenance of Services	892	$ -						
607	A_6100070-Consultants-Mgmt	Maintenance of Services	892	$ -						
608	A_6100080-Consultants-Other	Maintenance of Services	892	$ -						
609	A_6100100-Contractor Services	Maintenance of Services	892	$ -						
610	A_6100120-Tool Service/Repair	Maintenance of Services	892	$ -						
611	A_6400020-M&S Gen Office	Maintenance of Services	892	$ -						
612	A_6400070-M&S Safety	Maintenance of Services	892	$ -						
613	A_6400080-M&S Vehicle Fuel	Maintenance of Services	892	$ -						
614	A_6400100-M&S OS Purchases	Maintenance of Services	892	$ -						
615	A_6400500-M&S Parts	Maintenance of Services	892	$ -						
616	A_6400510-M&S Small Tools	Maintenance of Services	892	$ -						
617	A_6401000-M&S Inven Issue	Maintenance of Services	892	$ -						
618	A_6720020-LTLease-NonOffEquip	Maintenance of Services	892	$ -						
619	A_6730030-Utilities-Telecom	Maintenance of Services	892	$ -						
620	A_6730800-Utilities-Other	Maintenance of Services	892	$ -						
621	A_6780040-Dmgd Faclty Billing	Maintenance of Services	892	$ -						
622	A_6790199-Fees-Miscellaneous	Maintenance of Services	892	$ -						
623	A_6790210-Permitting	Maintenance of Services	892	$ -						
624	A_6790230-Postage Ship Courier	Maintenance of Services	892	$ -						
625	A_6790320-Fleet Allocation	Maintenance of Services	892	$ -						
626	A_6790321-Stores Allocation	Maintenance of Services	892	$ -						

NMGC Exhibit ECB-5
Page 210 of 596

NEW MEXICO GAS COMPANY, INC.

Summary of Specifically Forecasted Items
Base Period - 12 Months Ending March 31, 2023
Future Test Year - 12 Months Ending September 30, 2025

	A	B	C	AO	AP	AQ	AR	AS	AT	AU	AV
2				Linkage 2 Separately Forecasted Items							
3	Description	Inputs Name	FERC Acct	Linkage 2 Facilities Security	Linkage 2 Non-interest Revolver Adjustment	Linkage 2 Espanola Lease Expense	Linkage 2 Board of Director Costs	Linkage 2 Shared Services Expense	Linkage 2 Remove Allocated LTIP Expenses	Total Linkage 2 Period Separately Forecasted Items	
579	A_6400500-M&S Parts	Maintenance of Measuring and Regulating Station Equipment	889							$ -	
580	A_6400510-M&S Small Tools	Maintenance of Measuring and Regulating Station Equipment	889							$ -	
581	A_6408999-M&S Exp Reclass	Maintenance of Measuring and Regulating Station Equipment	889							$ -	
582	A_6401000-M&S Inven Issue	Maintenance of Measuring and Regulating Station Equipment	889							$ -	
583	A_6720020-LTLease-NonOffEquip	Maintenance of Measuring and Regulating Station Equipment	889							$ -	
584	A_6730800-Utilities-Other	Maintenance of Measuring and Regulating Station Equipment	889							$ -	
585	A_6790199-Fees-Miscellaneous	Maintenance of Measuring and Regulating Station Equipment	889							$ -	
586	A_6790210-Permitting	Maintenance of Measuring and Regulating Station Equipment	889							$ -	
587	A_6790230-Postage Ship Courier	Maintenance of Measuring and Regulating Station Equipment	889							$ -	
588	A_6790320-Fleet Allocation	Maintenance of Measuring and Regulating Station Equipment	889							$ -	
589	A_6790321-Stores Allocation	Maintenance of Measuring and Regulating Station Equipment	889							$ -	
590	A_6790322-Small Tools Alloc	Maintenance of Measuring and Regulating Station Equipment	889							$ -	
591	A_6010000-1001/A6010000	Maintenance of Services	892							$ 944	
592	A_6010010-1001/R6010000	Maintenance of Services	892							$ (586)	
593	A_6010110-Labor Exempt ST	Maintenance of Services	892							$ 213,166	
594	A_6010130-Labor Exempt NonProd	Maintenance of Services	892							$ 53,503	
595	A_6010210-Labor NonExm ST	Maintenance of Services	892							$ 1,046,484	
596	A_6010220-Labor NonExm OT	Maintenance of Services	892							$ 262,753	
597	A_6010230-Labor NonExm NonProd	Maintenance of Services	892							$ 192,965	
598	A_6010910-Labor OffCycle Bonus	Maintenance of Services	892							$ 170	
599	A_6018999-Labor Exp Reclass	Maintenance of Services	892							$ (49)	
600	A_6030010-EE ProfDue Subs Fees	Maintenance of Services	892							$ -	
601	A_6030040-EE Meals 50% Deduct	Maintenance of Services	892							$ -	
602	A_6030060-EE Shoes Uniforms	Maintenance of Services	892							$ -	
603	A_6030070-EE Training	Maintenance of Services	892							$ -	
604	A_6030080-EE Travel Lodging	Maintenance of Services	892							$ -	
605	A_6030091-EE Apprec and Gifts	Maintenance of Services	892							$ -	
606	A_6030800-EE Miscellaneous	Maintenance of Services	892							$ -	
607	A_6100070-Consultants-Mgmt	Maintenance of Services	892							$ -	
608	A_6100080-Consultants-Other	Maintenance of Services	892							$ -	
609	A_6100100-Contractor Services	Maintenance of Services	892							$ -	
610	A_6100120-Tool Service/Repair	Maintenance of Services	892							$ -	
611	A_6400020-M&S Gen Office	Maintenance of Services	892							$ -	
612	A_6400070-M&S Safety	Maintenance of Services	892							$ -	
613	A_6400080-M&S Vehicle Fuel	Maintenance of Services	892							$ -	
614	A_6400100-M&S OS Purchases	Maintenance of Services	892							$ -	
615	A_6400500-M&S Parts	Maintenance of Services	892							$ -	
616	A_6400510-M&S Small Tools	Maintenance of Services	892							$ -	
617	A_6401000-M&S Inven Issue	Maintenance of Services	892							$ -	
618	A_6720020-LTLease-NonOffEquip	Maintenance of Services	892							$ -	
619	A_6730030-Utilities-Telecom	Maintenance of Services	892							$ -	
620	A_6730800-Utilities-Other	Maintenance of Services	892							$ -	
621	A_6780040-Dmgd Faclty Billing	Maintenance of Services	892							$ -	
622	A_6790199-Fees-Miscellaneous	Maintenance of Services	892							$ -	
623	A_6790210-Permitting	Maintenance of Services	892							$ -	
624	A_6790230-Postage Ship Courier	Maintenance of Services	892							$ -	
625	A_6790320-Fleet Allocation	Maintenance of Services	892							$ -	
626	A_6790321-Stores Allocation	Maintenance of Services	892							$ -	

NMGC Exhibit ECB-5
Page 211 of 596

NEW MEXICO GAS COMPANY, INC.

Summary of Specifically Forecasted Items
Base Period - 12 Months Ending March 31, 2023
Future Test Year - 12 Months Ending September 30, 2025

	A	B	C	AW	AX	AY	AZ	BA	BB	BC
2				Test Period Separately Forecasted Items						
3	Description	Inputs Name	FERC Acct	Test Period Labor Expense	Test Period Incentive Compensation	Test Period Normalize 401K Match	Test Period Medical and Dental Expense	Test Period Pension and OPEB Expenses(2)	Test Period Transmission Integrity Program Costs	Test Period General Insurance Costs
579	A_6400500-M&S Parts	Maintenance of Measuring and Regulating Station Equipment	889	$ -						
580	A_6400510-M&S Small Tools	Maintenance of Measuring and Regulating Station Equipment	889	$ -						
581	A_6408999-M&S Exp Reclass	Maintenance of Measuring and Regulating Station Equipment	889	$ -						
582	A_6401000-M&S Inven Issue	Maintenance of Measuring and Regulating Station Equipment	889	$ -						
583	A_6720020-LTLease-NonOffEquip	Maintenance of Measuring and Regulating Station Equipment	889	$ -						
584	A_6730800-Utilities-Other	Maintenance of Measuring and Regulating Station Equipment	889	$ -						
585	A_6790199-Fees-Miscellaneous	Maintenance of Measuring and Regulating Station Equipment	889	$ -						
586	A_6790210-Permitting	Maintenance of Measuring and Regulating Station Equipment	889	$ -						
587	A_6790230-Postage Ship Courier	Maintenance of Measuring and Regulating Station Equipment	889	$ -						
588	A_6790320-Fleet Allocation	Maintenance of Measuring and Regulating Station Equipment	889	$ -						
589	A_6790321-Stores Allocation	Maintenance of Measuring and Regulating Station Equipment	889	$ -						
590	A_6790322-Small Tools Alloc	Maintenance of Measuring and Regulating Station Equipment	889	$ -						
591	A_6010000-1001/A6010000	Maintenance of Services	892	$ 1,051						
592	A_6010010-1001/R6010000	Maintenance of Services	892	$ (652)						
593	A_6010110-Labor Exempt ST	Maintenance of Services	892	$ 237,097						
594	A_6010130-Labor Exempt NonProd	Maintenance of Services	892	$ 59,510						
595	A_6010210-Labor NonExm ST	Maintenance of Services	892	$ 1,163,969						
596	A_6010220-Labor NonExm OT	Maintenance of Services	892	$ 292,252						
597	A_6010230-Labor NonExm NonProd	Maintenance of Services	892	$ 214,628						
598	A_6010910-Labor OffCycle Bonus	Maintenance of Services	892	$ 189						
599	A_6018999-Labor Exp Reclass	Maintenance of Services	892	$ (54)						
600	A_6030010-EE ProfDue Subs Fees	Maintenance of Services	892	$ -						
601	A_6030040-EE Meals 50% Deduct	Maintenance of Services	892	$ -						
602	A_6030060-EE Shoes Uniforms	Maintenance of Services	892	$ -						
603	A_6030070-EE Training	Maintenance of Services	892	$ -						
604	A_6030080-EE Travel Lodging	Maintenance of Services	892	$ -						
605	A_6030091-EE Apprec and Gifts	Maintenance of Services	892	$ -						
606	A_6030800-EE Miscellaneous	Maintenance of Services	892	$ -						
607	A_6100070-Consultants-Mgmt	Maintenance of Services	892	$ -						
608	A_6100080-Consultants-Other	Maintenance of Services	892	$ -						
609	A_6100100-Contractor Services	Maintenance of Services	892	$ -						
610	A_6100120-Tool Service/Repair	Maintenance of Services	892	$ -						
611	A_6400020-M&S Gen Office	Maintenance of Services	892	$ -						
612	A_6400070-M&S Safety	Maintenance of Services	892	$ -						
613	A_6400080-M&S Vehicle Fuel	Maintenance of Services	892	$ -						
614	A_6400100-M&S OS Purchases	Maintenance of Services	892	$ -						
615	A_6400500-M&S Parts	Maintenance of Services	892	$ -						
616	A_6400510-M&S Small Tools	Maintenance of Services	892	$ -						
617	A_6401000-M&S Inven Issue	Maintenance of Services	892	$ -						
618	A_6720020-LTLease-NonOffEquip	Maintenance of Services	892	$ -						
619	A_6730030-Utilities-Telecom	Maintenance of Services	892	$ -						
620	A_6730800-Utilities-Other	Maintenance of Services	892	$ -						
621	A_6780040-Dmgd Faclty Billing	Maintenance of Services	892	$ -						
622	A_6790199-Fees-Miscellaneous	Maintenance of Services	892	$ -						
623	A_6790210-Permitting	Maintenance of Services	892	$ -						
624	A_6790230-Postage Ship Courier	Maintenance of Services	892	$ -						
625	A_6790320-Fleet Allocation	Maintenance of Services	892	$ -						
626	A_6790321-Stores Allocation	Maintenance of Services	892	$ -						

NMGC Exhibit ECB-5
Page 212 of 596

NEW MEXICO GAS COMPANY, INC.

Summary of Specifically Forecasted Items
Base Period - 12 Months Ending March 31, 2023
Future Test Year - 12 Months Ending September 30, 2025

	A	B	C	BD	BE	BF	BG	BH	BI	BJ	BK
2				Test Period Separately Forecasted Items							
3	Description	Inputs Name	FERC Acct	Test Period Non-interest Revolver Adjustment	Adjust Espanola Lease	Future Test Year Period Facilities Security	Future Test Period Board of Director Costs	Hansen CIS Expense	Future Test Period Shared Services Expense	Future Test Year Period Remove Allocated LTIP Expenses	Total Test Period Separately Forecasted Items
579	A_6400500-M&S Parts	Maintenance of Measuring and Regulating Station Equipment	889								$ -
580	A_6400510-M&S Small Tools	Maintenance of Measuring and Regulating Station Equipment	889								$ -
581	A_6408999-M&S Exp Reclass	Maintenance of Measuring and Regulating Station Equipment	889								$ -
582	A_6401000-M&S Inven Issue	Maintenance of Measuring and Regulating Station Equipment	889								$ -
583	A_6720020-LTLease-NonOffEquip	Maintenance of Measuring and Regulating Station Equipment	889								$ -
584	A_6730800-Utilities-Other	Maintenance of Measuring and Regulating Station Equipment	889								$ -
585	A_6790199-Fees-Miscellaneous	Maintenance of Measuring and Regulating Station Equipment	889								$ -
586	A_6790210-Permitting	Maintenance of Measuring and Regulating Station Equipment	889								$ -
587	A_6790230-Postage Ship Courier	Maintenance of Measuring and Regulating Station Equipment	889								$ -
588	A_6790320-Fleet Allocation	Maintenance of Measuring and Regulating Station Equipment	889								$ -
589	A_6790321-Stores Allocation	Maintenance of Measuring and Regulating Station Equipment	889								$ -
590	A_6790322-Small Tools Alloc	Maintenance of Measuring and Regulating Station Equipment	889								$ -
591	A_6010000-1001/A6010000	Maintenance of Services	892								$ 1,051
592	A_6010010-1001/R6010000	Maintenance of Services	892								$ (652)
593	A_6010110-Labor Exempt ST	Maintenance of Services	892								$ 237,097
594	A_6010130-Labor Exempt NonProd	Maintenance of Services	892								$ 59,510
595	A_6010210-Labor NonExm ST	Maintenance of Services	892								$ 1,163,969
596	A_6010220-Labor NonExm OT	Maintenance of Services	892								$ 292,252
597	A_6010230-Labor NonExm NonProd	Maintenance of Services	892								$ 214,628
598	A_6010910-Labor OffCycle Bonus	Maintenance of Services	892								$ 189
599	A_6018999-Labor Exp Reclass	Maintenance of Services	892								$ (54)
600	A_6030010-EE ProfDue Subs Fees	Maintenance of Services	892								$ -
601	A_6030040-EE Meals 50% Deduct	Maintenance of Services	892								$ -
602	A_6030060-EE Shoes Uniforms	Maintenance of Services	892								$ -
603	A_6030070-EE Training	Maintenance of Services	892								$ -
604	A_6030080-EE Travel Lodging	Maintenance of Services	892								$ -
605	A_6030091-EE Apprec and Gifts	Maintenance of Services	892								$ -
606	A_6030800-EE Miscellaneous	Maintenance of Services	892								$ -
607	A_6100070-Consultants-Mgmt	Maintenance of Services	892								$ -
608	A_6100080-Consultants-Other	Maintenance of Services	892								$ -
609	A_6100100-Contractor Services	Maintenance of Services	892								$ -
610	A_6100120-Tool Service/Repair	Maintenance of Services	892								$ -
611	A_6400020-M&S Gen Office	Maintenance of Services	892								$ -
612	A_6400070-M&S Safety	Maintenance of Services	892								$ -
613	A_6400080-M&S Vehicle Fuel	Maintenance of Services	892								$ -
614	A_6400100-M&S OS Purchases	Maintenance of Services	892								$ -
615	A_6400500-M&S Parts	Maintenance of Services	892								$ -
616	A_6400510-M&S Small Tools	Maintenance of Services	892								$ -
617	A_6401000-M&S Inven Issue	Maintenance of Services	892								$ -
618	A_6720020-LTLease-NonOffEquip	Maintenance of Services	892								$ -
619	A_6730030-Utilities-Telecom	Maintenance of Services	892								$ -
620	A_6730800-Utilities-Other	Maintenance of Services	892								$ -
621	A_6780040-Dmgd Faclty Billing	Maintenance of Services	892								$ -
622	A_6790199-Fees-Miscellaneous	Maintenance of Services	892								$ -
623	A_6790210-Permitting	Maintenance of Services	892								$ -
624	A_6790230-Postage Ship Courier	Maintenance of Services	892								$ -
625	A_6790320-Fleet Allocation	Maintenance of Services	892								$ -
626	A_6790321-Stores Allocation	Maintenance of Services	892								$ -

NMGC Exhibit ECB-5
Page 213 of 596

NEW MEXICO GAS COMPANY, INC.

Summary of Specifically Forecasted Items
Base Period - 12 Months Ending March 31, 2023
Future Test Year - 12 Months Ending September 30, 2025

	A	B	C	D	E	F	G	H	I	J
2										
3	Description	Inputs Name	FERC Acct	Total Company Adjusted Base Period Ending 3/31/2023		Base Labor Expense	Base Incentive Compensation Expense	Base Normalize 401K Match	Base Medical and Dental Expense	Base Pension and OPEB Expenses
627	A_6790322-Small Tools Alloc	Maintenance of Services	892	3,811		-				
628	A_7103060-CIAC	Maintenance of Services	892	(4,456)		-				
629	**Total Distribution Maintenance Expenses**			**7,014,383**		**4,929,637**	-	-	-	-
630										
631	**Total Distribution O&M**			**$ 33,160,381**		**$ 24,610,595**	$ -	$ -	$ -	$ -
632										
633	**Customer Related O&M:**									
634	A_6010000-1001/A6010000	Meter Reading Expenses	902	907		907				
635	A_6010010-1001/R6010000	Meter Reading Expenses	902	238		238				
636	A_6010110-Labor Exempt ST	Meter Reading Expenses	902	123,679		123,679				
637	A_6010130-Labor Exempt NonProd	Meter Reading Expenses	902	27,004		27,004				
638	A_6010210-Labor NonExm ST	Meter Reading Expenses	902	701,997		701,997				
639	A_6010220-Labor NonExm OT	Meter Reading Expenses	902	128,445		128,445				
640	A_6010230-Labor NonExm NonProd	Meter Reading Expenses	902	121,942		121,942				
641	A_6010910-Labor OffCycle Bonus	Meter Reading Expenses	902	231		231				
642	A_6030010-EE ProfDue Subs Fees	Meter Reading Expenses	902	6		-				
643	A_6030040-EE Meals 50% Deduct	Meter Reading Expenses	902	2,038		-				
644	A_6030060-EE Shoes Uniforms	Meter Reading Expenses	902	11,264		-				
645	A_6030070-EE Training	Meter Reading Expenses	902	1,808		-				
646	A_6030080-EE Travel Lodging	Meter Reading Expenses	902	1,476		-				
647	A_6030091-EE Apprec and Gifts	Meter Reading Expenses	902	4		-				
648	A_6030800-EE Miscellaneous	Meter Reading Expenses	902	(0)		-				
649	A_6100070-Consultants-Mgmt	Meter Reading Expenses	902	508		-				
650	A_6100080-Consultants-Other	Meter Reading Expenses	902	1,084		-				
651	A_6100100-Contractor Services	Meter Reading Expenses	902	8,932		-				
652	A_6400070-M&S Safety	Meter Reading Expenses	902	85		-				
653	A_6400100-M&S OS Purchases	Meter Reading Expenses	902	4,055		-				
654	A_6400500-M&S Parts	Meter Reading Expenses	902	316		-				
655	A_6400510-M&S Small Tools	Meter Reading Expenses	902	1,671		-				
656	A_6401000-M&S Inven Issue	Meter Reading Expenses	902	154		-				
657	A_6730800-Utilities-Other	Meter Reading Expenses	902	190		-				
658	A_6790199-Fees-Miscellaneous	Meter Reading Expenses	902	6		-				
659	A_6790230-Postage Ship Courier	Meter Reading Expenses	902	27		-				
660	A_6790320-Fleet Allocation	Meter Reading Expenses	902	176,010		-				
661	A_6790321-Stores Allocation	Meter Reading Expenses	902	183		-				
662	A_6790322-Small Tools Alloc	Meter Reading Expenses	902	306		-				
663	A_6010000-1001/A6010000	Customer Records and Collection Expenses	903	(14,079)		(14,079)				
664	A_6010010-1001/R6010000	Customer Records and Collection Expenses	903	612		612				
665	A_6010110-Labor Exempt ST	Customer Records and Collection Expenses	903	1,673,976		1,673,976				
666	A_6010130-Labor Exempt NonProd	Customer Records and Collection Expenses	903	348,080		348,080				
667	A_6010210-Labor NonExm ST	Customer Records and Collection Expenses	903	5,094,843		5,094,843				
668	A_6010220-Labor NonExm OT	Customer Records and Collection Expenses	903	380,510		380,510				
669	A_6010230-Labor NonExm NonProd	Customer Records and Collection Expenses	903	975,955		975,955				
670	A_6010910-Labor OffCycle Bonus	Customer Records and Collection Expenses	903	73,982		73,982				
671	A_6030010-EE ProfDue Subs Fees	Customer Records and Collection Expenses	903	1,469		-				
672	A_6030040-EE Meals 50% Deduct	Customer Records and Collection Expenses	903	30,151		-				
673	A_6030050-EE Mileage	Customer Records and Collection Expenses	903	10,901		-				
674	A_6030060-EE Shoes Uniforms	Customer Records and Collection Expenses	903	34,780		-				

NMGC Exhibit ECB-5
Page 214 of 596

Sponsored by NMGC Witness Erik C. Buchanan

WP 4 OM Separately Forecasted

NEW MEXICO GAS COMPANY, INC.

Summary of Specifically Forecasted Items
Base Period - 12 Months Ending March 31, 2023
Future Test Year - 12 Months Ending September 30, 2025

	A	B	C	K	L	M	N	O	P	Q	R
2				Adjusted Base Period Separately Forecasted Items to Carry Forward, without separate escalation				Adjusted Base Period Separately Forecasted Items to Carry Forward, without separate escalation			
3	Description	Inputs Name	FERC Acct	Transmission Integrity Program Costs	General Insurance Costs	Non-interest Revolver Adjustment	Espanola Lease Expense	Board of Director Costs	Shared Services Expense	Adjusted Base Period Separately Forecasted Items to Carry Forward	
627	A_6790322-Small Tools Alloc	Maintenance of Services	892							-	
628	A_7103060-CIAC	Maintenance of Services	892							-	
629	**Total Distribution Maintenance Expenses**			-	-	-	-	-	-	**4,929,637**	
630											
631	**Total Distribution O&M**			$ -	$ -	$ -	$ 56,400	$ -	$ -	$ 24,666,995	
632											
633	**Customer Related O&M:**										
634	A_6010000-1001/A6010000	Meter Reading Expenses	902							907	
635	A_6010010-1001/R6010000	Meter Reading Expenses	902							238	
636	A_6010110-Labor Exempt ST	Meter Reading Expenses	902							123,679	
637	A_6010130-Labor Exempt NonProd	Meter Reading Expenses	902							27,004	
638	A_6010210-Labor NonExm ST	Meter Reading Expenses	902							701,997	
639	A_6010220-Labor NonExm OT	Meter Reading Expenses	902							128,445	
640	A_6010230-Labor NonExm NonProd	Meter Reading Expenses	902							121,942	
641	A_6010910-Labor OffCycle Bonus	Meter Reading Expenses	902							231	
642	A_6030010-EE ProfDue Subs Fees	Meter Reading Expenses	902							-	
643	A_6030040-EE Meals 50% Deduct	Meter Reading Expenses	902							-	
644	A_6030060-EE Shoes Uniforms	Meter Reading Expenses	902							-	
645	A_6030070-EE Training	Meter Reading Expenses	902							-	
646	A_6030080-EE Travel Lodging	Meter Reading Expenses	902							-	
647	A_6030091-EE Apprec and Gifts	Meter Reading Expenses	902							-	
648	A_6030800-EE Miscellaneous	Meter Reading Expenses	902							-	
649	A_6100070-Consultants-Mgmt	Meter Reading Expenses	902							-	
650	A_6100080-Consultants-Other	Meter Reading Expenses	902							-	
651	A_6100100-Contractor Services	Meter Reading Expenses	902							-	
652	A_6400070-M&S Safety	Meter Reading Expenses	902							-	
653	A_6400100-M&S OS Purchases	Meter Reading Expenses	902							-	
654	A_6400500-M&S Parts	Meter Reading Expenses	902							-	
655	A_6400510-M&S Small Tools	Meter Reading Expenses	902							-	
656	A_6401000-M&S Inven Issue	Meter Reading Expenses	902							-	
657	A_6730800-Utilities-Other	Meter Reading Expenses	902							-	
658	A_6790199-Fees-Miscellaneous	Meter Reading Expenses	902							-	
659	A_6790230-Postage Ship Courier	Meter Reading Expenses	902							-	
660	A_6790320-Fleet Allocation	Meter Reading Expenses	902							-	
661	A_6790321-Stores Allocation	Meter Reading Expenses	902							-	
662	A_6790322-Small Tools Alloc	Meter Reading Expenses	902							-	
663	A_6010000-1001/A6010000	Customer Records and Collection Expenses	903							(14,079)	
664	A_6010010-1001/R6010000	Customer Records and Collection Expenses	903							612	
665	A_6010110-Labor Exempt ST	Customer Records and Collection Expenses	903							1,673,976	
666	A_6010130-Labor Exempt NonProd	Customer Records and Collection Expenses	903							348,080	
667	A_6010210-Labor NonExm ST	Customer Records and Collection Expenses	903							5,094,843	
668	A_6010220-Labor NonExm OT	Customer Records and Collection Expenses	903							380,510	
669	A_6010230-Labor NonExm NonProd	Customer Records and Collection Expenses	903							975,955	
670	A_6010910-Labor OffCycle Bonus	Customer Records and Collection Expenses	903							73,982	
671	A_6030010-EE ProfDue Subs Fees	Customer Records and Collection Expenses	903							-	
672	A_6030040-EE Meals 50% Deduct	Customer Records and Collection Expenses	903							-	
673	A_6030050-EE Mileage	Customer Records and Collection Expenses	903							-	
674	A_6030060-EE Shoes Uniforms	Customer Records and Collection Expenses	903							-	

NMGC Exhibit ECB-5
Page 215 of 596

NEW MEXICO GAS COMPANY, INC.

Summary of Specifically Forecasted Items
Base Period - 12 Months Ending March 31, 2023
Future Test Year - 12 Months Ending September 30, 2025

	A	B	C	S	T	U	V	W	X	Y
2				Linkage 1 Separately Forecasted Items						
3	Description	Inputs Name	FERC Acct	Linkage Period 1 Labor Expense	Linkage Period 1 Incentive Compensation Expense	Linkage Period 1 Normalize 401K Match	Linkage 1 Medical and Dental Expense	Linkage 1 Pension and OPEB Expenses	Linkage 1 Transmission Integrity Program Costs	Linkage 1 General Insurance Costs
627	A_6790322-Small Tools Alloc	Maintenance of Services	892	-						
628	A_7103060-CIAC	Maintenance of Services	892	-						
629	**Total Distribution Maintenance Expenses**			**5,015,906**	-	-	-	-	-	-
630										
631	**Total Distribution O&M**			**$ 25,041,280**	$ -	$ -	$ -	$ -	$ -	$ -
632										
633	**Customer Related O&M:**									
634	A_6010000-1001/A6010000	Meter Reading Expenses	902	923						
635	A_6010010-1001/R6010000	Meter Reading Expenses	902	242						
636	A_6010110-Labor Exempt ST	Meter Reading Expenses	902	125,843						
637	A_6010130-Labor Exempt NonProd	Meter Reading Expenses	902	27,476						
638	A_6010210-Labor NonExm ST	Meter Reading Expenses	902	714,282						
639	A_6010220-Labor NonExm OT	Meter Reading Expenses	902	130,692						
640	A_6010230-Labor NonExm NonProd	Meter Reading Expenses	902	124,076						
641	A_6010910-Labor OffCycle Bonus	Meter Reading Expenses	902	235						
642	A_6030010-EE ProfDue Subs Fees	Meter Reading Expenses	902	-						
643	A_6030040-EE Meals 50% Deduct	Meter Reading Expenses	902	-						
644	A_6030060-EE Shoes Uniforms	Meter Reading Expenses	902	-						
645	A_6030070-EE Training	Meter Reading Expenses	902	-						
646	A_6030080-EE Travel Lodging	Meter Reading Expenses	902	-						
647	A_6030091-EE Apprec and Gifts	Meter Reading Expenses	902	-						
648	A_6030800-EE Miscellaneous	Meter Reading Expenses	902	-						
649	A_6100070-Consultants-Mgmt	Meter Reading Expenses	902	-						
650	A_6100080-Consultants-Other	Meter Reading Expenses	902	-						
651	A_6100100-Contractor Services	Meter Reading Expenses	902	-						
652	A_6400070-M&S Safety	Meter Reading Expenses	902	-						
653	A_6400100-M&S OS Purchases	Meter Reading Expenses	902	-						
654	A_6400500-M&S Parts	Meter Reading Expenses	902	-						
655	A_6400510-M&S Small Tools	Meter Reading Expenses	902	-						
656	A_6401000-M&S Inven Issue	Meter Reading Expenses	902	-						
657	A_6730800-Utilities-Other	Meter Reading Expenses	902	-						
658	A_6790199-Fees-Miscellaneous	Meter Reading Expenses	902	-						
659	A_6790230-Postage Ship Courier	Meter Reading Expenses	902	-						
660	A_6790320-Fleet Allocation	Meter Reading Expenses	902	-						
661	A_6790321-Stores Allocation	Meter Reading Expenses	902	-						
662	A_6790322-Small Tools Alloc	Meter Reading Expenses	902	-						
663	A_6010000-1001/A6010000	Customer Records and Collection Expenses	903	(14,325)						
664	A_6010010-1001/R6010000	Customer Records and Collection Expenses	903	623						
665	A_6010110-Labor Exempt ST	Customer Records and Collection Expenses	903	1,703,271						
666	A_6010130-Labor Exempt NonProd	Customer Records and Collection Expenses	903	354,171						
667	A_6010210-Labor NonExm ST	Customer Records and Collection Expenses	903	5,184,003						
668	A_6010220-Labor NonExm OT	Customer Records and Collection Expenses	903	387,169						
669	A_6010230-Labor NonExm NonProd	Customer Records and Collection Expenses	903	993,034						
670	A_6010910-Labor OffCycle Bonus	Customer Records and Collection Expenses	903	75,277						
671	A_6030010-EE ProfDue Subs Fees	Customer Records and Collection Expenses	903	-						
672	A_6030040-EE Meals 50% Deduct	Customer Records and Collection Expenses	903	-						
673	A_6030050-EE Mileage	Customer Records and Collection Expenses	903	-						
674	A_6030060-EE Shoes Uniforms	Customer Records and Collection Expenses	903	-						

NMGC Exhibit ECB-5
Page 216 of 596

NEW MEXICO GAS COMPANY, INC.

Summary of Specifically Forecasted Items
Base Period - 12 Months Ending March 31, 2023
Future Test Year - 12 Months Ending September 30, 2025

	A	B	C	Z	AA	AB	AC	AD	AE	AF	AG
2				Linkage 1 Separately Forecasted Items							
3	Description	Inputs Name	FERC Acct	Linkage 1 Facilities Security	Linkage 1 Non-interest Revolver Adjustment	Linkage 1 Espanola Lease Expense	Linkage 1 Board of Director Costs	Linkage 1 Shared Services Expense	Linkage 1 Remove Allocated LTIP Expenses	Total Linkage 1 Period Separately Forecasted Items	
627	A_6790322-Small Tools Alloc	Maintenance of Services	892							$ -	
628	A_7103060-CIAC	Maintenance of Services	892							$ -	
629	**Total Distribution Maintenance Expenses**			-	-	-	-	-	-	**5,015,906**	
630											
631	**Total Distribution O&M**			$ -	$ -	$ -	$ -	$ -	$ -	**$ 25,041,280**	
632											
633	**Customer Related O&M:**										
634	A_6010000-1001/A6010000	Meter Reading Expenses	902							$ 923	
635	A_6010010-1001/R6010000	Meter Reading Expenses	902							$ 242	
636	A_6010110-Labor Exempt ST	Meter Reading Expenses	902							$ 125,843	
637	A_6010130-Labor Exempt NonProd	Meter Reading Expenses	902							$ 27,476	
638	A_6010210-Labor NonExm ST	Meter Reading Expenses	902							$ 714,282	
639	A_6010220-Labor NonExm OT	Meter Reading Expenses	902							$ 130,692	
640	A_6010230-Labor NonExm NonProd	Meter Reading Expenses	902							$ 124,076	
641	A_6010910-Labor OffCycle Bonus	Meter Reading Expenses	902							$ 235	
642	A_6030010-EE ProfDue Subs Fees	Meter Reading Expenses	902							$ -	
643	A_6030040-EE Meals 50% Deduct	Meter Reading Expenses	902							$ -	
644	A_6030060-EE Shoes Uniforms	Meter Reading Expenses	902							$ -	
645	A_6030070-EE Training	Meter Reading Expenses	902							$ -	
646	A_6030080-EE Travel Lodging	Meter Reading Expenses	902							$ -	
647	A_6030091-EE Apprec and Gifts	Meter Reading Expenses	902							$ -	
648	A_6030800-EE Miscellaneous	Meter Reading Expenses	902							$ -	
649	A_6100070-Consultants-Mgmt	Meter Reading Expenses	902							$ -	
650	A_6100080-Consultants-Other	Meter Reading Expenses	902							$ -	
651	A_6100100-Contractor Services	Meter Reading Expenses	902							$ -	
652	A_6400070-M&S Safety	Meter Reading Expenses	902							$ -	
653	A_6400100-M&S OS Purchases	Meter Reading Expenses	902							$ -	
654	A_6400500-M&S Parts	Meter Reading Expenses	902							$ -	
655	A_6400510-M&S Small Tools	Meter Reading Expenses	902							$ -	
656	A_6401000-M&S Inven Issue	Meter Reading Expenses	902							$ -	
657	A_6730800-Utilities-Other	Meter Reading Expenses	902							$ -	
658	A_6790199-Fees-Miscellaneous	Meter Reading Expenses	902							$ -	
659	A_6790230-Postage Ship Courier	Meter Reading Expenses	902							$ -	
660	A_6790320-Fleet Allocation	Meter Reading Expenses	902							$ -	
661	A_6790321-Stores Allocation	Meter Reading Expenses	902							$ -	
662	A_6790322-Small Tools Alloc	Meter Reading Expenses	902							$ -	
663	A_6010000-1001/A6010000	Customer Records and Collection Expenses	903							$ (14,325)	
664	A_6010010-1001/R6010000	Customer Records and Collection Expenses	903							$ 623	
665	A_6010110-Labor Exempt ST	Customer Records and Collection Expenses	903							$ 1,703,271	
666	A_6010130-Labor Exempt NonProd	Customer Records and Collection Expenses	903							$ 354,171	
667	A_6010210-Labor NonExm ST	Customer Records and Collection Expenses	903							$ 5,184,003	
668	A_6010220-Labor NonExm OT	Customer Records and Collection Expenses	903							$ 387,169	
669	A_6010230-Labor NonExm NonProd	Customer Records and Collection Expenses	903							$ 993,034	
670	A_6010910-Labor OffCycle Bonus	Customer Records and Collection Expenses	903							$ 75,277	
671	A_6030010-EE ProfDue Subs Fees	Customer Records and Collection Expenses	903							$ -	
672	A_6030040-EE Meals 50% Deduct	Customer Records and Collection Expenses	903							$ -	
673	A_6030050-EE Mileage	Customer Records and Collection Expenses	903							$ -	
674	A_6030060-EE Shoes Uniforms	Customer Records and Collection Expenses	903							$ -	

NMGC Exhibit ECB-5
Page 217 of 596

NEW MEXICO GAS COMPANY, INC.

Summary of Specifically Forecasted Items
Base Period - 12 Months Ending March 31, 2023
Future Test Year - 12 Months Ending September 30, 2025

	A	B	C	AH	AI	AJ	AK	AL	AM	AN
2				Linkage 2 Separately Forecasted Items						
3	Description	Inputs Name	FERC Acct	Linkage 2 Period Labor Expense	Linkage 2 Period Incentive Compensation Expense	Linkage Period 2 Normalize 401K Match	Linkage 2 Medical and Dental Expense	Linkage 2 Pension and OPEB Expenses	Linkage 2 Transmission Integrity Program Costs	Linkage 2 Period General Insurance Costs
627	A_6790322-Small Tools Alloc	Maintenance of Services	892	$ -						
628	A_7103060-CIAC	Maintenance of Services	892	$ -						
629	**Total Distribution Maintenance Expenses**			**5,102,175**	-	-	-	-	-	-
630										
631	**Total Distribution O&M**			**$ 25,471,966**	$ -	$ -	$ -	$ -	$ -	$ -
632										
633	**Customer Related O&M:**									
634	A_6010000-1001/A6010000	Meter Reading Expenses	902	$ 938						
635	A_6010010-1001/R6010000	Meter Reading Expenses	902	$ 246						
636	A_6010110-Labor Exempt ST	Meter Reading Expenses	902	$ 128,007						
637	A_6010130-Labor Exempt NonProd	Meter Reading Expenses	902	$ 27,949						
638	A_6010210-Labor NonExm ST	Meter Reading Expenses	902	$ 726,567						
639	A_6010220-Labor NonExm OT	Meter Reading Expenses	902	$ 132,940						
640	A_6010230-Labor NonExm NonProd	Meter Reading Expenses	902	$ 126,210						
641	A_6010910-Labor OffCycle Bonus	Meter Reading Expenses	902	$ 239						
642	A_6030010-EE ProfDue Subs Fees	Meter Reading Expenses	902	$ -						
643	A_6030040-EE Meals 50% Deduct	Meter Reading Expenses	902	$ -						
644	A_6030060-EE Shoes Uniforms	Meter Reading Expenses	902	$ -						
645	A_6030070-EE Training	Meter Reading Expenses	902	$ -						
646	A_6030080-EE Travel Lodging	Meter Reading Expenses	902	$ -						
647	A_6030091-EE Apprec and Gifts	Meter Reading Expenses	902	$ -						
648	A_6030800-EE Miscellaneous	Meter Reading Expenses	902	$ -						
649	A_6100070-Consultants-Mgmt	Meter Reading Expenses	902	$ -						
650	A_6100080-Consultants-Other	Meter Reading Expenses	902	$ -						
651	A_6100100-Contractor Services	Meter Reading Expenses	902	$ -						
652	A_6400070-M&S Safety	Meter Reading Expenses	902	$ -						
653	A_6400100-M&S OS Purchases	Meter Reading Expenses	902	$ -						
654	A_6400500-M&S Parts	Meter Reading Expenses	902	$ -						
655	A_6400510-M&S Small Tools	Meter Reading Expenses	902	$ -						
656	A_6401000-M&S Inven Issue	Meter Reading Expenses	902	$ -						
657	A_6730800-Utilities-Other	Meter Reading Expenses	902	$ -						
658	A_6790199-Fees-Miscellaneous	Meter Reading Expenses	902	$ -						
659	A_6790230-Postage Ship Courier	Meter Reading Expenses	902	$ -						
660	A_6790320-Fleet Allocation	Meter Reading Expenses	902	$ -						
661	A_6790321-Stores Allocation	Meter Reading Expenses	902	$ -						
662	A_6790322-Small Tools Alloc	Meter Reading Expenses	902	$ -						
663	A_6010000-1001/A6010000	Customer Records and Collection Expenses	903	$ (14,571)						
664	A_6010010-1001/R6010000	Customer Records and Collection Expenses	903	$ 634						
665	A_6010110-Labor Exempt ST	Customer Records and Collection Expenses	903	$ 1,732,565						
666	A_6010130-Labor Exempt NonProd	Customer Records and Collection Expenses	903	$ 360,263						
667	A_6010210-Labor NonExm ST	Customer Records and Collection Expenses	903	$ 5,273,163						
668	A_6010220-Labor NonExm OT	Customer Records and Collection Expenses	903	$ 393,828						
669	A_6010230-Labor NonExm NonProd	Customer Records and Collection Expenses	903	$ 1,010,113						
670	A_6010910-Labor OffCycle Bonus	Customer Records and Collection Expenses	903	$ 76,572						
671	A_6030010-EE ProfDue Subs Fees	Customer Records and Collection Expenses	903	$ -						
672	A_6030040-EE Meals 50% Deduct	Customer Records and Collection Expenses	903	$ -						
673	A_6030050-EE Mileage	Customer Records and Collection Expenses	903	$ -						
674	A_6030060-EE Shoes Uniforms	Customer Records and Collection Expenses	903	$ -						

NMGC Exhibit ECB-5
Page 218 of 596

NEW MEXICO GAS COMPANY, INC.

Summary of Specifically Forecasted Items
Base Period - 12 Months Ending March 31, 2023
Future Test Year - 12 Months Ending September 30, 2025

	A	B	C	AO	AP	AQ	AR	AS	AT	AU	AV
2				Linkage 2 Separately Forecasted Items							
3	Description	Inputs Name	FERC Acct	Linkage 2 Facilities Security	Linkage 2 Non-interest Revolver Adjustment	Linkage 2 Espanola Lease Expense	Linkage 2 Board of Director Costs	Linkage 2 Shared Services Expense	Linkage 2 Remove Allocated LTIP Expenses	Total Linkage 2 Period Separately Forecasted Items	
627	A_6790322-Small Tools Alloc	Maintenance of Services	892							$ -	
628	A_7103060-CIAC	Maintenance of Services	892							$ -	
629	**Total Distribution Maintenance Expenses**			-	-	-	-	-	-	**5,102,175**	
630											
631	**Total Distribution O&M**			$ -	$ -	$ (9,400)	$ -	$ -	$ -	**$ 25,462,566**	
632											
633	**Customer Related O&M:**										
634	A_6010000-1001/A6010000	Meter Reading Expenses	902							$ 938	
635	A_6010010-1001/R6010000	Meter Reading Expenses	902							$ 246	
636	A_6010110-Labor Exempt ST	Meter Reading Expenses	902							$ 128,007	
637	A_6010130-Labor Exempt NonProd	Meter Reading Expenses	902							$ 27,949	
638	A_6010210-Labor NonExm ST	Meter Reading Expenses	902							$ 726,567	
639	A_6010220-Labor NonExm OT	Meter Reading Expenses	902							$ 132,940	
640	A_6010230-Labor NonExm NonProd	Meter Reading Expenses	902							$ 126,210	
641	A_6010910-Labor OffCycle Bonus	Meter Reading Expenses	902							$ 239	
642	A_6030010-EE ProfDue Subs Fees	Meter Reading Expenses	902							$ -	
643	A_6030040-EE Meals 50% Deduct	Meter Reading Expenses	902							$ -	
644	A_6030060-EE Shoes Uniforms	Meter Reading Expenses	902							$ -	
645	A_6030070-EE Training	Meter Reading Expenses	902							$ -	
646	A_6030080-EE Travel Lodging	Meter Reading Expenses	902							$ -	
647	A_6030091-EE Apprec and Gifts	Meter Reading Expenses	902							$ -	
648	A_6030800-EE Miscellaneous	Meter Reading Expenses	902							$ -	
649	A_6100070-Consultants-Mgmt	Meter Reading Expenses	902							$ -	
650	A_6100080-Consultants-Other	Meter Reading Expenses	902							$ -	
651	A_6100100-Contractor Services	Meter Reading Expenses	902							$ -	
652	A_6400070-M&S Safety	Meter Reading Expenses	902							$ -	
653	A_6400100-M&S OS Purchases	Meter Reading Expenses	902							$ -	
654	A_6400500-M&S Parts	Meter Reading Expenses	902							$ -	
655	A_6400510-M&S Small Tools	Meter Reading Expenses	902							$ -	
656	A_6401000-M&S Inven Issue	Meter Reading Expenses	902							$ -	
657	A_6730800-Utilities-Other	Meter Reading Expenses	902							$ -	
658	A_6790199-Fees-Miscellaneous	Meter Reading Expenses	902							$ -	
659	A_6790230-Postage Ship Courier	Meter Reading Expenses	902							$ -	
660	A_6790320-Fleet Allocation	Meter Reading Expenses	902							$ -	
661	A_6790321-Stores Allocation	Meter Reading Expenses	902							$ -	
662	A_6790322-Small Tools Alloc	Meter Reading Expenses	902							$ -	
663	A_6010000-1001/A6010000	Customer Records and Collection Expenses	903							$ (14,571)	
664	A_6010010-1001/R6010000	Customer Records and Collection Expenses	903							$ 634	
665	A_6010110-Labor Exempt ST	Customer Records and Collection Expenses	903							$ 1,732,565	
666	A_6010130-Labor Exempt NonProd	Customer Records and Collection Expenses	903							$ 360,263	
667	A_6010210-Labor NonExm ST	Customer Records and Collection Expenses	903							$ 5,273,163	
668	A_6010220-Labor NonExm OT	Customer Records and Collection Expenses	903							$ 393,828	
669	A_6010230-Labor NonExm NonProd	Customer Records and Collection Expenses	903							$ 1,010,113	
670	A_6010910-Labor OffCycle Bonus	Customer Records and Collection Expenses	903							$ 76,572	
671	A_6030010-EE ProfDue Subs Fees	Customer Records and Collection Expenses	903							$ -	
672	A_6030040-EE Meals 50% Deduct	Customer Records and Collection Expenses	903							$ -	
673	A_6030050-EE Mileage	Customer Records and Collection Expenses	903							$ -	
674	A_6030060-EE Shoes Uniforms	Customer Records and Collection Expenses	903							$ -	

NMGC Exhibit ECB-5
Page 219 of 596

NEW MEXICO GAS COMPANY, INC.

Summary of Specifically Forecasted Items
Base Period - 12 Months Ending March 31, 2023
Future Test Year - 12 Months Ending September 30, 2025

	A	B	C	AW	AX	AY	AZ	BA	BB	BC
2				Test Period Separately Forecasted Items						
3	Description	Inputs Name	FERC Acct	Test Period Labor Expense	Test Period Incentive Compensation	Test Period Normalize 401K Match	Test Period Medical and Dental Expense	Test Period Pension and OPEB Expenses(2)	Test Period Transmission Integrity Program Costs	Test Period General Insurance Costs
627	A_6790322-Small Tools Alloc	Maintenance of Services	892	$ -						
628	A_7103060-CIAC	Maintenance of Services	892	$ -						
629	**Total Distribution Maintenance Expenses**			**5,674,977**	-	-	-	-	-	-
630										
631	**Total Distribution O&M**			**$ 28,331,608**	$ -	$ -	$ -	$ -	$ -	$ -
632										
633	**Customer Related O&M:**									
634	A_6010000-1001/A6010000	Meter Reading Expenses	902	$ 1,044						
635	A_6010010-1001/R6010000	Meter Reading Expenses	902	$ 274						
636	A_6010110-Labor Exempt ST	Meter Reading Expenses	902	$ 142,378						
637	A_6010130-Labor Exempt NonProd	Meter Reading Expenses	902	$ 31,087						
638	A_6010210-Labor NonExm ST	Meter Reading Expenses	902	$ 808,136						
639	A_6010220-Labor NonExm OT	Meter Reading Expenses	902	$ 147,865						
640	A_6010230-Labor NonExm NonProd	Meter Reading Expenses	902	$ 140,379						
641	A_6010910-Labor OffCycle Bonus	Meter Reading Expenses	902	$ 266						
642	A_6030010-EE ProfDue Subs Fees	Meter Reading Expenses	902	$ -						
643	A_6030040-EE Meals 50% Deduct	Meter Reading Expenses	902	$ -						
644	A_6030060-EE Shoes Uniforms	Meter Reading Expenses	902	$ -						
645	A_6030070-EE Training	Meter Reading Expenses	902	$ -						
646	A_6030080-EE Travel Lodging	Meter Reading Expenses	902	$ -						
647	A_6030091-EE Apprec and Gifts	Meter Reading Expenses	902	$ -						
648	A_6030800-EE Miscellaneous	Meter Reading Expenses	902	$ -						
649	A_6100070-Consultants-Mgmt	Meter Reading Expenses	902	$ -						
650	A_6100080-Consultants-Other	Meter Reading Expenses	902	$ -						
651	A_6100100-Contractor Services	Meter Reading Expenses	902	$ -						
652	A_6400070-M&S Safety	Meter Reading Expenses	902	$ -						
653	A_6400100-M&S OS Purchases	Meter Reading Expenses	902	$ -						
654	A_6400500-M&S Parts	Meter Reading Expenses	902	$ -						
655	A_6400510-M&S Small Tools	Meter Reading Expenses	902	$ -						
656	A_6401000-M&S Inven Issue	Meter Reading Expenses	902	$ -						
657	A_6730800-Utilities-Other	Meter Reading Expenses	902	$ -						
658	A_6790199-Fees-Miscellaneous	Meter Reading Expenses	902	$ -						
659	A_6790230-Postage Ship Courier	Meter Reading Expenses	902	$ -						
660	A_6790320-Fleet Allocation	Meter Reading Expenses	902	$ -						
661	A_6790321-Stores Allocation	Meter Reading Expenses	902	$ -						
662	A_6790322-Small Tools Alloc	Meter Reading Expenses	902	$ -						
663	A_6010000-1001/A6010000	Customer Records and Collection Expenses	903	$ (16,207)						
664	A_6010010-1001/R6010000	Customer Records and Collection Expenses	903	$ 705						
665	A_6010110-Labor Exempt ST	Customer Records and Collection Expenses	903	$ 1,927,074						
666	A_6010130-Labor Exempt NonProd	Customer Records and Collection Expenses	903	$ 400,708						
667	A_6010210-Labor NonExm ST	Customer Records and Collection Expenses	903	$ 5,865,161						
668	A_6010220-Labor NonExm OT	Customer Records and Collection Expenses	903	$ 438,041						
669	A_6010230-Labor NonExm NonProd	Customer Records and Collection Expenses	903	$ 1,123,515						
670	A_6010910-Labor OffCycle Bonus	Customer Records and Collection Expenses	903	$ 85,168						
671	A_6030010-EE ProfDue Subs Fees	Customer Records and Collection Expenses	903	$ -						
672	A_6030040-EE Meals 50% Deduct	Customer Records and Collection Expenses	903	$ -						
673	A_6030050-EE Mileage	Customer Records and Collection Expenses	903	$ -						
674	A_6030060-EE Shoes Uniforms	Customer Records and Collection Expenses	903	$ -						

NMGC Exhibit ECB-5
Page 220 of 596

NEW MEXICO GAS COMPANY, INC.

Summary of Specifically Forecasted Items
Base Period - 12 Months Ending March 31, 2023
Future Test Year - 12 Months Ending September 30, 2025

	A	B	C	BD	BE	BF	BG	BH	BI	BJ	BK
2				Test Period Separately Forecasted Items							
3	Description	Inputs Name	FERC Acct	Test Period Non-interest Revolver Adjustment	Adjust Espanola Lease	Future Test Year Period Facilities Security	Future Test Period Board of Director Costs	Hansen CIS Expense	Future Test Period Shared Services Expense	Future Test Year Period Remove Allocated LTIP Expenses	Total Test Period Separately Forecasted Items
627	A_6790322-Small Tools Alloc	Maintenance of Services	892								$ -
628	A_7103060-CIAC	Maintenance of Services	892								$ -
629	**Total Distribution Maintenance Expenses**			-	-	-	-	-	-	-	**5,674,977**
630											
631	**Total Distribution O&M**			$ -	$ (56,400)	$ -	$ -	$ -	$ -	$ -	**$ 28,275,208**
632											
633	**Customer Related O&M:**										
634	A_6010000-1001/A6010000	Meter Reading Expenses	902								$ 1,044
635	A_6010010-1001/R6010000	Meter Reading Expenses	902								$ 274
636	A_6010110-Labor Exempt ST	Meter Reading Expenses	902								$ 142,378
637	A_6010130-Labor Exempt NonProd	Meter Reading Expenses	902								$ 31,087
638	A_6010210-Labor NonExm ST	Meter Reading Expenses	902								$ 808,136
639	A_6010220-Labor NonExm OT	Meter Reading Expenses	902								$ 147,865
640	A_6010230-Labor NonExm NonProd	Meter Reading Expenses	902								$ 140,379
641	A_6010910-Labor OffCycle Bonus	Meter Reading Expenses	902								$ 266
642	A_6030010-EE ProfDue Subs Fees	Meter Reading Expenses	902								$ -
643	A_6030040-EE Meals 50% Deduct	Meter Reading Expenses	902								$ -
644	A_6030060-EE Shoes Uniforms	Meter Reading Expenses	902								$ -
645	A_6030070-EE Training	Meter Reading Expenses	902								$ -
646	A_6030080-EE Travel Lodging	Meter Reading Expenses	902								$ -
647	A_6030091-EE Apprec and Gifts	Meter Reading Expenses	902								$ -
648	A_6030800-EE Miscellaneous	Meter Reading Expenses	902								$ -
649	A_6100070-Consultants-Mgmt	Meter Reading Expenses	902								$ -
650	A_6100080-Consultants-Other	Meter Reading Expenses	902								$ -
651	A_6100100-Contractor Services	Meter Reading Expenses	902								$ -
652	A_6400070-M&S Safety	Meter Reading Expenses	902								$ -
653	A_6400100-M&S OS Purchases	Meter Reading Expenses	902								$ -
654	A_6400500-M&S Parts	Meter Reading Expenses	902								$ -
655	A_6400510-M&S Small Tools	Meter Reading Expenses	902								$ -
656	A_6401000-M&S Inven Issue	Meter Reading Expenses	902								$ -
657	A_6730800-Utilities-Other	Meter Reading Expenses	902								$ -
658	A_6790199-Fees-Miscellaneous	Meter Reading Expenses	902								$ -
659	A_6790230-Postage Ship Courier	Meter Reading Expenses	902								$ -
660	A_6790320-Fleet Allocation	Meter Reading Expenses	902								$ -
661	A_6790321-Stores Allocation	Meter Reading Expenses	902								$ -
662	A_6790322-Small Tools Alloc	Meter Reading Expenses	902								$ -
663	A_6010000-1001/A6010000	Customer Records and Collection Expenses	903								$ (16,207)
664	A_6010010-1001/R6010000	Customer Records and Collection Expenses	903								$ 705
665	A_6010110-Labor Exempt ST	Customer Records and Collection Expenses	903								$ 1,927,074
666	A_6010130-Labor Exempt NonProd	Customer Records and Collection Expenses	903								$ 400,708
667	A_6010210-Labor NonExm ST	Customer Records and Collection Expenses	903								$ 5,865,161
668	A_6010220-Labor NonExm OT	Customer Records and Collection Expenses	903								$ 438,041
669	A_6010230-Labor NonExm NonProd	Customer Records and Collection Expenses	903								$ 1,123,515
670	A_6010910-Labor OffCycle Bonus	Customer Records and Collection Expenses	903								$ 85,168
671	A_6030010-EE ProfDue Subs Fees	Customer Records and Collection Expenses	903								$ -
672	A_6030040-EE Meals 50% Deduct	Customer Records and Collection Expenses	903								$ -
673	A_6030050-EE Mileage	Customer Records and Collection Expenses	903								$ -
674	A_6030060-EE Shoes Uniforms	Customer Records and Collection Expenses	903								$ -

NMGC Exhibit ECB-5
Page 221 of 596

NEW MEXICO GAS COMPANY, INC.

Summary of Specifically Forecasted Items
Base Period - 12 Months Ending March 31, 2023
Future Test Year - 12 Months Ending September 30, 2025

	A	B	C	D	E	F	G	H	I	J
2										
3	Description	Inputs Name	FERC Acct	Total Company Adjusted Base Period Ending 3/31/2023		Base Labor Expense	Base Incentive Compensation Expense	Base Normalize 401K Match	Base Medical and Dental Expense	Base Pension and OPEB Expenses
675	A_6030070-EE Training	Customer Records and Collection Expenses	903	18,432		-				
676	A_6030080-EE Travel Lodging	Customer Records and Collection Expenses	903	21,907		-				
677	A_6030091-EE Apprec and Gifts	Customer Records and Collection Expenses	903	1,053		-				
678	A_6030800-EE Miscellaneous	Customer Records and Collection Expenses	903	21,027		-				
679	A_6100010-Advertising	Customer Records and Collection Expenses	903	13,991		-				
680	A_6100070-Consultants-Mgmt	Customer Records and Collection Expenses	903	3,945		-				
681	A_6100080-Consultants-Other	Customer Records and Collection Expenses	903	296,502		-				
682	A_6100100-Contractor Services	Customer Records and Collection Expenses	903	68,864		-				
683	A_6100150-Printing	Customer Records and Collection Expenses	903	6,617		-				
684	A_6400010-M&S FurnOffEquip	Customer Records and Collection Expenses	903	34,391		-				
685	A_6400020-M&S Gen Office	Customer Records and Collection Expenses	903	24,910		-				
686	A_6400070-M&S Safety	Customer Records and Collection Expenses	903	715		-				
687	A_6400100-M&S OS Purchases	Customer Records and Collection Expenses	903	9,358		-				
688	A_6400500-M&S Parts	Customer Records and Collection Expenses	903	204		-				
689	A_6400510-M&S Small Tools	Customer Records and Collection Expenses	903	1,048		-				
690	A_6401000-M&S Inven Issue	Customer Records and Collection Expenses	903	6,777		-				
691	A_6500010-Transport-Vehicle	Customer Records and Collection Expenses	903	28		-				
692	A_6710800-ST Rent-Other	Customer Records and Collection Expenses	903	729		-				
693	A_6730030-Utilities-Telecom	Customer Records and Collection Expenses	903	13		-				
694	A_6730800-Utilities-Other	Customer Records and Collection Expenses	903	52		-				
695	A_6790101-Fees-Bank	Customer Records and Collection Expenses	903	385,342		-				
696	A_6790199-Fees-Miscellaneous	Customer Records and Collection Expenses	903	2,848		-				
697	A_6790210-Permitting	Customer Records and Collection Expenses	903	242		-				
698	A_6790230-Postage Ship Courier	Customer Records and Collection Expenses	903	2,663,465		-				
699	A_6790255-Selling Mktg Exp	Customer Records and Collection Expenses	903	320,933		-				
700	A_6790320-Fleet Allocation	Customer Records and Collection Expenses	903	652,358		-				
701	A_6790321-Stores Allocation	Customer Records and Collection Expenses	903	1,125		-				
702	A_6790322-Small Tools Alloc	Customer Records and Collection Expenses	903	520		-				
703	A_6790326-Facilities Alloc	Customer Records and Collection Expenses	903	847,826		-				
704	A_6790800-Other Oper-Misc	Customer Records and Collection Expenses	903	(48,949)		-				
705	A_6790010-Bad Debt Exp CIS	Uncollectible Accounts	904	1,127,868		-				
706	A_6790020-Bad Debt Exp ARM	Uncollectible Accounts	904	108,771		-				
707	A_6010000-1001/A6010000	Demonstrating and Selling Expenses	912	(358)		(358)				
708	A_6010110-Labor Exempt ST	Demonstrating and Selling Expenses	912	162,701		162,701				
709	A_6010130-Labor Exempt NonProd	Demonstrating and Selling Expenses	912	27,251		27,251				
710	A_6010990-Labor Seconded Empl	Demonstrating and Selling Expenses	912	154,995		154,995				
711	A_6030010-EE ProfDue Subs Fees	Demonstrating and Selling Expenses	912	4,646		-				
712	A_6030040-EE Meals 50% Deduct	Demonstrating and Selling Expenses	912	(182)		-				
713	A_6030070-EE Training	Demonstrating and Selling Expenses	912	1,564		-				
714	A_6030080-EE Travel Lodging	Demonstrating and Selling Expenses	912	4,182		-				
715	A_6030091-EE Apprec and Gifts	Demonstrating and Selling Expenses	912	1		-				
716	A_6030800-EE Miscellaneous	Demonstrating and Selling Expenses	912	2,155		-				
717	A_6100070-Consultants-Mgmt	Demonstrating and Selling Expenses	912	89		-				
718	A_6400020-M&S Gen Office	Demonstrating and Selling Expenses	912	109		-				
719	A_6790055-Economic Development	Demonstrating and Selling Expenses	912	11,850		-				
720	A_6010000-1001/A6010000	Misc. Sales Expenses	916	0		0				
721	A_6010110-Labor Exempt ST	Misc. Sales Expenses	916	362,016		362,016				
722	A_6010130-Labor Exempt NonProd	Misc. Sales Expenses	916	74,343		74,343				

NMGC Exhibit ECB-5
Page 222 of 596

Sponsored by NMGC Witness Erik C. Buchanan

WP 4 OM Separately Forecasted

NEW MEXICO GAS COMPANY, INC.

Summary of Specifically Forecasted Items
Base Period - 12 Months Ending March 31, 2023
Future Test Year - 12 Months Ending September 30, 2025

	A	B	C	K	L	M	N	O	P	Q	R
2				Adjusted Base Period Separately Forecasted Items to Carry Forward, without separate escalation				Adjusted Base Period Separately Forecasted Items to Carry Forward, without separate escalation			
3	Description	Inputs Name	FERC Acct	Transmission Integrity Program Costs	General Insurance Costs	Non-interest Revolver Adjustment	Espanola Lease Expense	Board of Director Costs	Shared Services Expense	Adjusted Base Period Separately Forecasted Items to Carry Forward	
675	A_6030070-EE Training	Customer Records and Collection Expenses	903							-	
676	A_6030080-EE Travel Lodging	Customer Records and Collection Expenses	903							-	
677	A_6030091-EE Apprec and Gifts	Customer Records and Collection Expenses	903							-	
678	A_6030800-EE Miscellaneous	Customer Records and Collection Expenses	903							-	
679	A_6100010-Advertising	Customer Records and Collection Expenses	903							-	
680	A_6100070-Consultants-Mgmt	Customer Records and Collection Expenses	903							-	
681	A_6100080-Consultants-Other	Customer Records and Collection Expenses	903							-	
682	A_6100100-Contractor Services	Customer Records and Collection Expenses	903							-	
683	A_6100150-Printing	Customer Records and Collection Expenses	903							-	
684	A_6400010-M&S FurnOffEquip	Customer Records and Collection Expenses	903							-	
685	A_6400020-M&S Gen Office	Customer Records and Collection Expenses	903							-	
686	A_6400070-M&S Safety	Customer Records and Collection Expenses	903							-	
687	A_6400100-M&S OS Purchases	Customer Records and Collection Expenses	903							-	
688	A_6400500-M&S Parts	Customer Records and Collection Expenses	903							-	
689	A_6400510-M&S Small Tools	Customer Records and Collection Expenses	903							-	
690	A_6401000-M&S Inven Issue	Customer Records and Collection Expenses	903							-	
691	A_6500010-Transport-Vehicle	Customer Records and Collection Expenses	903							-	
692	A_6710800-ST Rent-Other	Customer Records and Collection Expenses	903							-	
693	A_6730030-Utilities-Telecom	Customer Records and Collection Expenses	903							-	
694	A_6730800-Utilities-Other	Customer Records and Collection Expenses	903							-	
695	A_6790101-Fees-Bank	Customer Records and Collection Expenses	903							-	
696	A_6790199-Fees-Miscellaneous	Customer Records and Collection Expenses	903							-	
697	A_6790210-Permitting	Customer Records and Collection Expenses	903							-	
698	A_6790230-Postage Ship Courier	Customer Records and Collection Expenses	903							-	
699	A_6790255-Selling Mktg Exp	Customer Records and Collection Expenses	903							-	
700	A_6790320-Fleet Allocation	Customer Records and Collection Expenses	903							-	
701	A_6790321-Stores Allocation	Customer Records and Collection Expenses	903							-	
702	A_6790322-Small Tools Alloc	Customer Records and Collection Expenses	903							-	
703	A_6790326-Facilities Alloc	Customer Records and Collection Expenses	903							-	
704	A_6790800-Other Oper-Misc	Customer Records and Collection Expenses	903							-	
705	A_6790010-Bad Debt Exp CIS	Uncollectible Accounts	904							-	
706	A_6790020-Bad Debt Exp ARM	Uncollectible Accounts	904							-	
707	A_6010000-1001/A6010000	Demonstrating and Selling Expenses	912							(358)	
708	A_6010110-Labor Exempt ST	Demonstrating and Selling Expenses	912							162,701	
709	A_6010130-Labor Exempt NonProd	Demonstrating and Selling Expenses	912							27,251	
710	A_6010990-Labor Seconded Empl	Demonstrating and Selling Expenses	912							154,995	
711	A_6030010-EE ProfDue Subs Fees	Demonstrating and Selling Expenses	912							-	
712	A_6030040-EE Meals 50% Deduct	Demonstrating and Selling Expenses	912							-	
713	A_6030070-EE Training	Demonstrating and Selling Expenses	912							-	
714	A_6030080-EE Travel Lodging	Demonstrating and Selling Expenses	912							-	
715	A_6030091-EE Apprec and Gifts	Demonstrating and Selling Expenses	912							-	
716	A_6030800-EE Miscellaneous	Demonstrating and Selling Expenses	912							-	
717	A_6100070-Consultants-Mgmt	Demonstrating and Selling Expenses	912							-	
718	A_6400020-M&S Gen Office	Demonstrating and Selling Expenses	912							-	
719	A_6790055-Economic Development	Demonstrating and Selling Expenses	912							-	
720	A_6010000-1001/A6010000	Misc. Sales Expenses	916							0	
721	A_6010110-Labor Exempt ST	Misc. Sales Expenses	916							362,016	
722	A_6010130-Labor Exempt NonProd	Misc. Sales Expenses	916							74,343	

NMGC Exhibit ECB-5
Page 223 of 596

NEW MEXICO GAS COMPANY, INC.

Summary of Specifically Forecasted Items
Base Period - 12 Months Ending March 31, 2023
Future Test Year - 12 Months Ending September 30, 2025

	A	B	C	S	T	U	V	W	X	Y
2				Linkage 1 Separately Forecasted Items						
3	Description	Inputs Name	FERC Acct	Linkage Period 1 Labor Expense	Linkage Period 1 Incentive Compensation Expense	Linkage Period 1 Normalize 401K Match	Linkage 1 Medical and Dental Expense	Linkage 1 Pension and OPEB Expenses	Linkage 1 Transmission Integrity Program Costs	Linkage 1 General Insurance Costs
675	A_6030070-EE Training	Customer Records and Collection Expenses	903	-						
676	A_6030080-EE Travel Lodging	Customer Records and Collection Expenses	903	-						
677	A_6030091-EE Apprec and Gifts	Customer Records and Collection Expenses	903	-						
678	A_6030800-EE Miscellaneous	Customer Records and Collection Expenses	903	-						
679	A_6100010-Advertising	Customer Records and Collection Expenses	903	-						
680	A_6100070-Consultants-Mgmt	Customer Records and Collection Expenses	903	-						
681	A_6100080-Consultants-Other	Customer Records and Collection Expenses	903	-						
682	A_6100100-Contractor Services	Customer Records and Collection Expenses	903	-						
683	A_6100150-Printing	Customer Records and Collection Expenses	903	-						
684	A_6400010-M&S FurnOffEquip	Customer Records and Collection Expenses	903	-						
685	A_6400020-M&S Gen Office	Customer Records and Collection Expenses	903	-						
686	A_6400070-M&S Safety	Customer Records and Collection Expenses	903	-						
687	A_6400100-M&S OS Purchases	Customer Records and Collection Expenses	903	-						
688	A_6400500-M&S Parts	Customer Records and Collection Expenses	903	-						
689	A_6400510-M&S Small Tools	Customer Records and Collection Expenses	903	-						
690	A_6401000-M&S Inven Issue	Customer Records and Collection Expenses	903	-						
691	A_6500010-Transport-Vehicle	Customer Records and Collection Expenses	903	-						
692	A_6710800-ST Rent-Other	Customer Records and Collection Expenses	903	-						
693	A_6730030-Utilities-Telecom	Customer Records and Collection Expenses	903	-						
694	A_6730800-Utilities-Other	Customer Records and Collection Expenses	903	-						
695	A_6790101-Fees-Bank	Customer Records and Collection Expenses	903	-						
696	A_6790199-Fees-Miscellaneous	Customer Records and Collection Expenses	903	-						
697	A_6790210-Permitting	Customer Records and Collection Expenses	903	-						
698	A_6790230-Postage Ship Courier	Customer Records and Collection Expenses	903	-						
699	A_6790255-Selling Mktg Exp	Customer Records and Collection Expenses	903	-						
700	A_6790320-Fleet Allocation	Customer Records and Collection Expenses	903	-						
701	A_6790321-Stores Allocation	Customer Records and Collection Expenses	903	-						
702	A_6790322-Small Tools Alloc	Customer Records and Collection Expenses	903	-						
703	A_6790326-Facilities Alloc	Customer Records and Collection Expenses	903	-						
704	A_6790800-Other Oper-Misc	Customer Records and Collection Expenses	903	-						
705	A_6790010-Bad Debt Exp CIS	Uncollectible Accounts	904	-						
706	A_6790020-Bad Debt Exp ARM	Uncollectible Accounts	904	-						
707	A_6010000-1001/A6010000	Demonstrating and Selling Expenses	912	(364)						
708	A_6010110-Labor Exempt ST	Demonstrating and Selling Expenses	912	165,548						
709	A_6010130-Labor Exempt NonProd	Demonstrating and Selling Expenses	912	27,728						
710	A_6010990-Labor Seconded Empl	Demonstrating and Selling Expenses	912	157,707						
711	A_6030010-EE ProfDue Subs Fees	Demonstrating and Selling Expenses	912	-						
712	A_6030040-EE Meals 50% Deduct	Demonstrating and Selling Expenses	912	-						
713	A_6030070-EE Training	Demonstrating and Selling Expenses	912	-						
714	A_6030080-EE Travel Lodging	Demonstrating and Selling Expenses	912	-						
715	A_6030091-EE Apprec and Gifts	Demonstrating and Selling Expenses	912	-						
716	A_6030800-EE Miscellaneous	Demonstrating and Selling Expenses	912	-						
717	A_6100070-Consultants-Mgmt	Demonstrating and Selling Expenses	912	-						
718	A_6400020-M&S Gen Office	Demonstrating and Selling Expenses	912	-						
719	A_6790055-Economic Development	Demonstrating and Selling Expenses	912	-						
720	A_6010000-1001/A6010000	Misc. Sales Expenses	916	0						
721	A_6010110-Labor Exempt ST	Misc. Sales Expenses	916	368,352						
722	A_6010130-Labor Exempt NonProd	Misc. Sales Expenses	916	75,644						

NMGC Exhibit ECB-5
Page 224 of 596

NEW MEXICO GAS COMPANY, INC.

Summary of Specifically Forecasted Items
Base Period - 12 Months Ending March 31, 2023
Future Test Year - 12 Months Ending September 30, 2025

	A	B	C	Z	AA	AB	AC	AD	AE	AF	AG
2				Linkage 1 Separately Forecasted Items							
3	Description	Inputs Name	FERC Acct	Linkage 1 Facilities Security	Linkage 1 Non-interest Revolver Adjustment	Linkage 1 Espanola Lease Expense	Linkage 1 Board of Director Costs	Linkage 1 Shared Services Expense	Linkage 1 Remove Allocated LTIP Expenses	Total Linkage 1 Period Separately Forecasted Items	
675	A_6030070-EE Training	Customer Records and Collection Expenses	903							$ -	
676	A_6030080-EE Travel Lodging	Customer Records and Collection Expenses	903							$ -	
677	A_6030091-EE Apprec and Gifts	Customer Records and Collection Expenses	903							$ -	
678	A_6030800-EE Miscellaneous	Customer Records and Collection Expenses	903							$ -	
679	A_6100010-Advertising	Customer Records and Collection Expenses	903							$ -	
680	A_6100070-Consultants-Mgmt	Customer Records and Collection Expenses	903							$ -	
681	A_6100080-Consultants-Other	Customer Records and Collection Expenses	903							$ -	
682	A_6100100-Contractor Services	Customer Records and Collection Expenses	903							$ -	
683	A_6100150-Printing	Customer Records and Collection Expenses	903							$ -	
684	A_6400010-M&S FurnOffEquip	Customer Records and Collection Expenses	903							$ -	
685	A_6400020-M&S Gen Office	Customer Records and Collection Expenses	903							$ -	
686	A_6400070-M&S Safety	Customer Records and Collection Expenses	903							$ -	
687	A_6400100-M&S OS Purchases	Customer Records and Collection Expenses	903							$ -	
688	A_6400500-M&S Parts	Customer Records and Collection Expenses	903							$ -	
689	A_6400510-M&S Small Tools	Customer Records and Collection Expenses	903							$ -	
690	A_6401000-M&S Inven Issue	Customer Records and Collection Expenses	903							$ -	
691	A_6500010-Transport-Vehicle	Customer Records and Collection Expenses	903							$ -	
692	A_6710800-ST Rent-Other	Customer Records and Collection Expenses	903							$ -	
693	A_6730030-Utilities-Telecom	Customer Records and Collection Expenses	903							$ -	
694	A_6730800-Utilities-Other	Customer Records and Collection Expenses	903							$ -	
695	A_6790101-Fees-Bank	Customer Records and Collection Expenses	903							$ -	
696	A_6790199-Fees-Miscellaneous	Customer Records and Collection Expenses	903							$ -	
697	A_6790210-Permitting	Customer Records and Collection Expenses	903							$ -	
698	A_6790230-Postage Ship Courier	Customer Records and Collection Expenses	903							$ -	
699	A_6790255-Selling Mktg Exp	Customer Records and Collection Expenses	903							$ -	
700	A_6790320-Fleet Allocation	Customer Records and Collection Expenses	903							$ -	
701	A_6790321-Stores Allocation	Customer Records and Collection Expenses	903							$ -	
702	A_6790322-Small Tools Alloc	Customer Records and Collection Expenses	903							$ -	
703	A_6790326-Facilities Alloc	Customer Records and Collection Expenses	903							$ -	
704	A_6790800-Other Oper-Misc	Customer Records and Collection Expenses	903							$ -	
705	A_6790010-Bad Debt Exp CIS	Uncollectible Accounts	904							$ -	
706	A_6790020-Bad Debt Exp ARM	Uncollectible Accounts	904							$ -	
707	A_6010000-1001/A6010000	Demonstrating and Selling Expenses	912							$ (364)	
708	A_6010110-Labor Exempt ST	Demonstrating and Selling Expenses	912							$ 165,548	
709	A_6010130-Labor Exempt NonProd	Demonstrating and Selling Expenses	912							$ 27,728	
710	A_6010990-Labor Seconded Empl	Demonstrating and Selling Expenses	912							$ 157,707	
711	A_6030010-EE ProfDue Subs Fees	Demonstrating and Selling Expenses	912							$ -	
712	A_6030040-EE Meals 50% Deduct	Demonstrating and Selling Expenses	912							$ -	
713	A_6030070-EE Training	Demonstrating and Selling Expenses	912							$ -	
714	A_6030080-EE Travel Lodging	Demonstrating and Selling Expenses	912							$ -	
715	A_6030091-EE Apprec and Gifts	Demonstrating and Selling Expenses	912							$ -	
716	A_6030800-EE Miscellaneous	Demonstrating and Selling Expenses	912							$ -	
717	A_6100070-Consultants-Mgmt	Demonstrating and Selling Expenses	912							$ -	
718	A_6400020-M&S Gen Office	Demonstrating and Selling Expenses	912							$ -	
719	A_6790055-Economic Development	Demonstrating and Selling Expenses	912							$ -	
720	A_6010000-1001/A6010000	Misc. Sales Expenses	916							$ 0	
721	A_6010110-Labor Exempt ST	Misc. Sales Expenses	916							$ 368,352	
722	A_6010130-Labor Exempt NonProd	Misc. Sales Expenses	916							$ 75,644	

NMGC Exhibit ECB-5
Page 225 of 596

NEW MEXICO GAS COMPANY, INC.

Summary of Specifically Forecasted Items
Base Period - 12 Months Ending March 31, 2023
Future Test Year - 12 Months Ending September 30, 2025

	A	B	C	AH	AI	AJ	AK	AL	AM	AN
2				Linkage 2 Separately Forecasted Items						
3	Description	Inputs Name	FERC Acct	Linkage 2 Period Labor Expense	Linkage 2 Period Incentive Compensation Expense	Linkage Period 2 Normalize 401K Match	Linkage 2 Medical and Dental Expense	Linkage 2 Pension and OPEB Expenses	Linkage 2 Transmission Integrity Program Costs	Linkage 2 Period General Insurance Costs
675	A_6030070-EE Training	Customer Records and Collection Expenses	903	$ -						
676	A_6030080-EE Travel Lodging	Customer Records and Collection Expenses	903	$ -						
677	A_6030091-EE Apprec and Gifts	Customer Records and Collection Expenses	903	$ -						
678	A_6030800-EE Miscellaneous	Customer Records and Collection Expenses	903	$ -						
679	A_6100010-Advertising	Customer Records and Collection Expenses	903	$ -						
680	A_6100070-Consultants-Mgmt	Customer Records and Collection Expenses	903	$ -						
681	A_6100080-Consultants-Other	Customer Records and Collection Expenses	903	$ -						
682	A_6100100-Contractor Services	Customer Records and Collection Expenses	903	$ -						
683	A_6100150-Printing	Customer Records and Collection Expenses	903	$ -						
684	A_6400010-M&S FurnOffEquip	Customer Records and Collection Expenses	903	$ -						
685	A_6400020-M&S Gen Office	Customer Records and Collection Expenses	903	$ -						
686	A_6400070-M&S Safety	Customer Records and Collection Expenses	903	$ -						
687	A_6400100-M&S OS Purchases	Customer Records and Collection Expenses	903	$ -						
688	A_6400500-M&S Parts	Customer Records and Collection Expenses	903	$ -						
689	A_6400510-M&S Small Tools	Customer Records and Collection Expenses	903	$ -						
690	A_6401000-M&S Inven Issue	Customer Records and Collection Expenses	903	$ -						
691	A_6500010-Transport-Vehicle	Customer Records and Collection Expenses	903	$ -						
692	A_6710800-ST Rent-Other	Customer Records and Collection Expenses	903	$ -						
693	A_6730030-Utilities-Telecom	Customer Records and Collection Expenses	903	$ -						
694	A_6730800-Utilities-Other	Customer Records and Collection Expenses	903	$ -						
695	A_6790101-Fees-Bank	Customer Records and Collection Expenses	903	$ -						
696	A_6790199-Fees-Miscellaneous	Customer Records and Collection Expenses	903	$ -						
697	A_6790210-Permitting	Customer Records and Collection Expenses	903	$ -						
698	A_6790230-Postage Ship Courier	Customer Records and Collection Expenses	903	$ -						
699	A_6790255-Selling Mktg Exp	Customer Records and Collection Expenses	903	$ -						
700	A_6790320-Fleet Allocation	Customer Records and Collection Expenses	903	$ -						
701	A_6790321-Stores Allocation	Customer Records and Collection Expenses	903	$ -						
702	A_6790322-Small Tools Alloc	Customer Records and Collection Expenses	903	$ -						
703	A_6790326-Facilities Alloc	Customer Records and Collection Expenses	903	$ -						
704	A_6790800-Other Oper-Misc	Customer Records and Collection Expenses	903	$ -						
705	A_6790010-Bad Debt Exp CIS	Uncollectible Accounts	904	$ -						
706	A_6790020-Bad Debt Exp ARM	Uncollectible Accounts	904	$ -						
707	A_6010000-1001/A6010000	Demonstrating and Selling Expenses	912	$ (371)						
708	A_6010110-Labor Exempt ST	Demonstrating and Selling Expenses	912	$ 168,395						
709	A_6010130-Labor Exempt NonProd	Demonstrating and Selling Expenses	912	$ 28,204						
710	A_6010990-Labor Seconded Empl	Demonstrating and Selling Expenses	912	$ 160,420						
711	A_6030010-EE ProfDue Subs Fees	Demonstrating and Selling Expenses	912	$ -						
712	A_6030040-EE Meals 50% Deduct	Demonstrating and Selling Expenses	912	$ -						
713	A_6030070-EE Training	Demonstrating and Selling Expenses	912	$ -						
714	A_6030080-EE Travel Lodging	Demonstrating and Selling Expenses	912	$ -						
715	A_6030091-EE Apprec and Gifts	Demonstrating and Selling Expenses	912	$ -						
716	A_6030800-EE Miscellaneous	Demonstrating and Selling Expenses	912	$ -						
717	A_6100070-Consultants-Mgmt	Demonstrating and Selling Expenses	912	$ -						
718	A_6400020-M&S Gen Office	Demonstrating and Selling Expenses	912	$ -						
719	A_6790055-Economic Development	Demonstrating and Selling Expenses	912	$ -						
720	A_6010000-1001/A6010000	Misc. Sales Expenses	916	$ 0						
721	A_6010110-Labor Exempt ST	Misc. Sales Expenses	916	$ 374,687						
722	A_6010130-Labor Exempt NonProd	Misc. Sales Expenses	916	$ 76,945						

NMGC Exhibit ECB-5
Page 226 of 596

NEW MEXICO GAS COMPANY, INC.

Summary of Specifically Forecasted Items
Base Period - 12 Months Ending March 31, 2023
Future Test Year - 12 Months Ending September 30, 2025

	A	B	C	AO	AP	AQ	AR	AS	AT	AU	AV
2				Linkage 2 Separately Forecasted Items							
3	Description	Inputs Name	FERC Acct	Linkage 2 Facilities Security	Linkage 2 Non-interest Revolver Adjustment	Linkage 2 Espanola Lease Expense	Linkage 2 Board of Director Costs	Linkage 2 Shared Services Expense	Linkage 2 Remove Allocated LTIP Expenses	Total Linkage 2 Period Separately Forecasted Items	
675	A_6030070-EE Training	Customer Records and Collection Expenses	903							$ -	
676	A_6030080-EE Travel Lodging	Customer Records and Collection Expenses	903							$ -	
677	A_6030091-EE Apprec and Gifts	Customer Records and Collection Expenses	903							$ -	
678	A_6030800-EE Miscellaneous	Customer Records and Collection Expenses	903							$ -	
679	A_6100010-Advertising	Customer Records and Collection Expenses	903							$ -	
680	A_6100070-Consultants-Mgmt	Customer Records and Collection Expenses	903							$ -	
681	A_6100080-Consultants-Other	Customer Records and Collection Expenses	903							$ -	
682	A_6100100-Contractor Services	Customer Records and Collection Expenses	903							$ -	
683	A_6100150-Printing	Customer Records and Collection Expenses	903							$ -	
684	A_6400010-M&S FurnOffEquip	Customer Records and Collection Expenses	903							$ -	
685	A_6400020-M&S Gen Office	Customer Records and Collection Expenses	903							$ -	
686	A_6400070-M&S Safety	Customer Records and Collection Expenses	903							$ -	
687	A_6400100-M&S OS Purchases	Customer Records and Collection Expenses	903							$ -	
688	A_6400500-M&S Parts	Customer Records and Collection Expenses	903							$ -	
689	A_6400510-M&S Small Tools	Customer Records and Collection Expenses	903							$ -	
690	A_6401000-M&S Inven Issue	Customer Records and Collection Expenses	903							$ -	
691	A_6500010-Transport-Vehicle	Customer Records and Collection Expenses	903							$ -	
692	A_6710800-ST Rent-Other	Customer Records and Collection Expenses	903							$ -	
693	A_6730030-Utilities-Telecom	Customer Records and Collection Expenses	903							$ -	
694	A_6730800-Utilities-Other	Customer Records and Collection Expenses	903							$ -	
695	A_6790101-Fees-Bank	Customer Records and Collection Expenses	903							$ -	
696	A_6790199-Fees-Miscellaneous	Customer Records and Collection Expenses	903							$ -	
697	A_6790210-Permitting	Customer Records and Collection Expenses	903							$ -	
698	A_6790230-Postage Ship Courier	Customer Records and Collection Expenses	903							$ -	
699	A_6790255-Selling Mktg Exp	Customer Records and Collection Expenses	903							$ -	
700	A_6790320-Fleet Allocation	Customer Records and Collection Expenses	903							$ -	
701	A_6790321-Stores Allocation	Customer Records and Collection Expenses	903							$ -	
702	A_6790322-Small Tools Alloc	Customer Records and Collection Expenses	903							$ -	
703	A_6790326-Facilities Alloc	Customer Records and Collection Expenses	903							$ -	
704	A_6790800-Other Oper-Misc	Customer Records and Collection Expenses	903							$ -	
705	A_6790010-Bad Debt Exp CIS	Uncollectible Accounts	904							$ -	
706	A_6790020-Bad Debt Exp ARM	Uncollectible Accounts	904							$ -	
707	A_6010000-1001/A6010000	Demonstrating and Selling Expenses	912							$ (371)	
708	A_6010110-Labor Exempt ST	Demonstrating and Selling Expenses	912							$ 168,395	
709	A_6010130-Labor Exempt NonProd	Demonstrating and Selling Expenses	912							$ 28,204	
710	A_6010990-Labor Seconded Empl	Demonstrating and Selling Expenses	912							$ 160,420	
711	A_6030010-EE ProfDue Subs Fees	Demonstrating and Selling Expenses	912							$ -	
712	A_6030040-EE Meals 50% Deduct	Demonstrating and Selling Expenses	912							$ -	
713	A_6030070-EE Training	Demonstrating and Selling Expenses	912							$ -	
714	A_6030080-EE Travel Lodging	Demonstrating and Selling Expenses	912							$ -	
715	A_6030091-EE Apprec and Gifts	Demonstrating and Selling Expenses	912							$ -	
716	A_6030800-EE Miscellaneous	Demonstrating and Selling Expenses	912							$ -	
717	A_6100070-Consultants-Mgmt	Demonstrating and Selling Expenses	912							$ -	
718	A_6400020-M&S Gen Office	Demonstrating and Selling Expenses	912							$ -	
719	A_6790055-Economic Development	Demonstrating and Selling Expenses	912							$ -	
720	A_6010000-1001/A6010000	Misc. Sales Expenses	916							$ 0	
721	A_6010110-Labor Exempt ST	Misc. Sales Expenses	916							$ 374,687	
722	A_6010130-Labor Exempt NonProd	Misc. Sales Expenses	916							$ 76,945	

NMGC Exhibit ECB-5
Page 227 of 596

NEW MEXICO GAS COMPANY, INC.

Summary of Specifically Forecasted Items
Base Period - 12 Months Ending March 31, 2023
Future Test Year - 12 Months Ending September 30, 2025

	A	B	C	AW	AX	AY	AZ	BA	BB	BC
2				Test Period Separately Forecasted Items						
3	Description	Inputs Name	FERC Acct	Test Period Labor Expense	Test Period Incentive Compensation	Test Period Normalize 401K Match	Test Period Medical and Dental Expense	Test Period Pension and OPEB Expenses(2)	Test Period Transmission Integrity Program Costs	Test Period General Insurance Costs
675	A_6030070-EE Training	Customer Records and Collection Expenses	903	$ -						
676	A_6030080-EE Travel Lodging	Customer Records and Collection Expenses	903	$ -						
677	A_6030091-EE Apprec and Gifts	Customer Records and Collection Expenses	903	$ -						
678	A_6030800-EE Miscellaneous	Customer Records and Collection Expenses	903	$ -						
679	A_6100010-Advertising	Customer Records and Collection Expenses	903	$ -						
680	A_6100070-Consultants-Mgmt	Customer Records and Collection Expenses	903	$ -						
681	A_6100080-Consultants-Other	Customer Records and Collection Expenses	903	$ -						
682	A_6100100-Contractor Services	Customer Records and Collection Expenses	903	$ -						
683	A_6100150-Printing	Customer Records and Collection Expenses	903	$ -						
684	A_6400010-M&S FurnOffEquip	Customer Records and Collection Expenses	903	$ -						
685	A_6400020-M&S Gen Office	Customer Records and Collection Expenses	903	$ -						
686	A_6400070-M&S Safety	Customer Records and Collection Expenses	903	$ -						
687	A_6400100-M&S OS Purchases	Customer Records and Collection Expenses	903	$ -						
688	A_6400500-M&S Parts	Customer Records and Collection Expenses	903	$ -						
689	A_6400510-M&S Small Tools	Customer Records and Collection Expenses	903	$ -						
690	A_6401000-M&S Inven Issue	Customer Records and Collection Expenses	903	$ -						
691	A_6500010-Transport-Vehicle	Customer Records and Collection Expenses	903	$ -						
692	A_6710800-ST Rent-Other	Customer Records and Collection Expenses	903	$ -						
693	A_6730030-Utilities-Telecom	Customer Records and Collection Expenses	903	$ -						
694	A_6730800-Utilities-Other	Customer Records and Collection Expenses	903	$ -						
695	A_6790101-Fees-Bank	Customer Records and Collection Expenses	903	$ -						
696	A_6790199-Fees-Miscellaneous	Customer Records and Collection Expenses	903	$ -						
697	A_6790210-Permitting	Customer Records and Collection Expenses	903	$ -						
698	A_6790230-Postage Ship Courier	Customer Records and Collection Expenses	903	$ -						
699	A_6790255-Selling Mktg Exp	Customer Records and Collection Expenses	903	$ -						
700	A_6790320-Fleet Allocation	Customer Records and Collection Expenses	903	$ -						
701	A_6790321-Stores Allocation	Customer Records and Collection Expenses	903	$ -						
702	A_6790322-Small Tools Alloc	Customer Records and Collection Expenses	903	$ -						
703	A_6790326-Facilities Alloc	Customer Records and Collection Expenses	903	$ -						
704	A_6790800-Other Oper-Misc	Customer Records and Collection Expenses	903	$ -						
705	A_6790010-Bad Debt Exp CIS	Uncollectible Accounts	904	$ -						
706	A_6790020-Bad Debt Exp ARM	Uncollectible Accounts	904	$ -						
707	A_6010000-1001/A6010000	Demonstrating and Selling Expenses	912	$ (412)						
708	A_6010110-Labor Exempt ST	Demonstrating and Selling Expenses	912	$ 187,301						
709	A_6010130-Labor Exempt NonProd	Demonstrating and Selling Expenses	912	$ 31,371						
710	A_6010990-Labor Seconded Empl	Demonstrating and Selling Expenses	912	$ 178,430						
711	A_6030010-EE ProfDue Subs Fees	Demonstrating and Selling Expenses	912	$ -						
712	A_6030040-EE Meals 50% Deduct	Demonstrating and Selling Expenses	912	$ -						
713	A_6030070-EE Training	Demonstrating and Selling Expenses	912	$ -						
714	A_6030080-EE Travel Lodging	Demonstrating and Selling Expenses	912	$ -						
715	A_6030091-EE Apprec and Gifts	Demonstrating and Selling Expenses	912	$ -						
716	A_6030800-EE Miscellaneous	Demonstrating and Selling Expenses	912	$ -						
717	A_6100070-Consultants-Mgmt	Demonstrating and Selling Expenses	912	$ -						
718	A_6400020-M&S Gen Office	Demonstrating and Selling Expenses	912	$ -						
719	A_6790055-Economic Development	Demonstrating and Selling Expenses	912	$ -						
720	A_6010000-1001/A6010000	Misc. Sales Expenses	916	$ 0						
721	A_6010110-Labor Exempt ST	Misc. Sales Expenses	916	$ 416,751						
722	A_6010130-Labor Exempt NonProd	Misc. Sales Expenses	916	$ 85,583						

NMGC Exhibit ECB-5
Page 228 of 596

NEW MEXICO GAS COMPANY, INC.

Summary of Specifically Forecasted Items
Base Period - 12 Months Ending March 31, 2023
Future Test Year - 12 Months Ending September 30, 2025

	A	B	C	BD	BE	BF	BG	BH	BI	BJ	BK
2				Test Period Separately Forecasted Items							
3	Description	Inputs Name	FERC Acct	Test Period Non-interest Revolver Adjustment	Adjust Espanola Lease	Future Test Year Period Facilities Security	Future Test Period Board of Director Costs	Hansen CIS Expense	Future Test Period Shared Services Expense	Future Test Year Period Remove Allocated LTIP Expenses	Total Test Period Separately Forecasted Items
675	A_6030070-EE Training	Customer Records and Collection Expenses	903								$ -
676	A_6030080-EE Travel Lodging	Customer Records and Collection Expenses	903								$ -
677	A_6030091-EE Apprec and Gifts	Customer Records and Collection Expenses	903								$ -
678	A_6030800-EE Miscellaneous	Customer Records and Collection Expenses	903								$ -
679	A_6100010-Advertising	Customer Records and Collection Expenses	903								$ -
680	A_6100070-Consultants-Mgmt	Customer Records and Collection Expenses	903								$ -
681	A_6100080-Consultants-Other	Customer Records and Collection Expenses	903								$ -
682	A_6100100-Contractor Services	Customer Records and Collection Expenses	903								$ -
683	A_6100150-Printing	Customer Records and Collection Expenses	903								$ -
684	A_6400010-M&S FurnOffEquip	Customer Records and Collection Expenses	903								$ -
685	A_6400020-M&S Gen Office	Customer Records and Collection Expenses	903								$ -
686	A_6400070-M&S Safety	Customer Records and Collection Expenses	903								$ -
687	A_6400100-M&S OS Purchases	Customer Records and Collection Expenses	903								$ -
688	A_6400500-M&S Parts	Customer Records and Collection Expenses	903								$ -
689	A_6400510-M&S Small Tools	Customer Records and Collection Expenses	903								$ -
690	A_6401000-M&S Inven Issue	Customer Records and Collection Expenses	903								$ -
691	A_6500010-Transport-Vehicle	Customer Records and Collection Expenses	903								$ -
692	A_6710800-ST Rent-Other	Customer Records and Collection Expenses	903								$ -
693	A_6730030-Utilities-Telecom	Customer Records and Collection Expenses	903								$ -
694	A_6730800-Utilities-Other	Customer Records and Collection Expenses	903								$ -
695	A_6790101-Fees-Bank	Customer Records and Collection Expenses	903								$ -
696	A_6790199-Fees-Miscellaneous	Customer Records and Collection Expenses	903								$ -
697	A_6790210-Permitting	Customer Records and Collection Expenses	903								$ -
698	A_6790230-Postage Ship Courier	Customer Records and Collection Expenses	903								$ -
699	A_6790255-Selling Mktg Exp	Customer Records and Collection Expenses	903								$ -
700	A_6790320-Fleet Allocation	Customer Records and Collection Expenses	903								$ -
701	A_6790321-Stores Allocation	Customer Records and Collection Expenses	903								$ -
702	A_6790322-Small Tools Alloc	Customer Records and Collection Expenses	903								$ -
703	A_6790326-Facilities Alloc	Customer Records and Collection Expenses	903								$ -
704	A_6790800-Other Oper-Misc	Customer Records and Collection Expenses	903								$ -
705	A_6790010-Bad Debt Exp CIS	Uncollectible Accounts	904								$ -
706	A_6790020-Bad Debt Exp ARM	Uncollectible Accounts	904								$ -
707	A_6010000-1001/A6010000	Demonstrating and Selling Expenses	912								$ (412)
708	A_6010110-Labor Exempt ST	Demonstrating and Selling Expenses	912								$ 187,301
709	A_6010130-Labor Exempt NonProd	Demonstrating and Selling Expenses	912								$ 31,371
710	A_6010990-Labor Seconded Empl	Demonstrating and Selling Expenses	912								$ 178,430
711	A_6030010-EE ProfDue Subs Fees	Demonstrating and Selling Expenses	912								$ -
712	A_6030040-EE Meals 50% Deduct	Demonstrating and Selling Expenses	912								$ -
713	A_6030070-EE Training	Demonstrating and Selling Expenses	912								$ -
714	A_6030080-EE Travel Lodging	Demonstrating and Selling Expenses	912								$ -
715	A_6030091-EE Apprec and Gifts	Demonstrating and Selling Expenses	912								$ -
716	A_6030800-EE Miscellaneous	Demonstrating and Selling Expenses	912								$ -
717	A_6100070-Consultants-Mgmt	Demonstrating and Selling Expenses	912								$ -
718	A_6400020-M&S Gen Office	Demonstrating and Selling Expenses	912								$ -
719	A_6790055-Economic Development	Demonstrating and Selling Expenses	912								$ -
720	A_6010000-1001/A6010000	Misc. Sales Expenses	916								$ 0
721	A_6010110-Labor Exempt ST	Misc. Sales Expenses	916								$ 416,751
722	A_6010130-Labor Exempt NonProd	Misc. Sales Expenses	916								$ 85,583

NMGC Exhibit ECB-5
Page 229 of 596

NEW MEXICO GAS COMPANY, INC.

Summary of Specifically Forecasted Items
Base Period - 12 Months Ending March 31, 2023
Future Test Year - 12 Months Ending September 30, 2025

	A	B	C	D	E	F	G	H	I	J
2										
3	Description	Inputs Name	FERC Acct	Total Company Adjusted Base Period Ending 3/31/2023		Base Labor Expense	Base Incentive Compensation Expense	Base Normalize 401K Match	Base Medical and Dental Expense	Base Pension and OPEB Expenses
723	A_6030010-EE ProfDue Subs Fees	Misc. Sales Expenses	916	4,250		-				
724	A_6030040-EE Meals 50% Deduct	Misc. Sales Expenses	916	2,889		-				
725	A_6030070-EE Training	Misc. Sales Expenses	916	2,738		-				
726	A_6030080-EE Travel Lodging	Misc. Sales Expenses	916	20,504		-				
727	A_6030091-EE Apprec and Gifts	Misc. Sales Expenses	916	1		-				
728	A_6030800-EE Miscellaneous	Misc. Sales Expenses	916	0		-				
729	A_6100070-Consultants-Mgmt	Misc. Sales Expenses	916	205		-				
730	A_6400020-M&S Gen Office	Misc. Sales Expenses	916	74		-				
731	A_6400080-M&S Vehicle Fuel	Misc. Sales Expenses	916	60		-				
732	A_6500010-Transport-Vehicle	Misc. Sales Expenses	916	11		-				
733	A_6790199-Fees-Miscellaneous	Misc. Sales Expenses	916	20		-				
734	A_6790230-Postage Ship Courier	Misc. Sales Expenses	916	42		-				
735	A_6790320-Fleet Allocation	Misc. Sales Expenses	916	24,969		-				
736	**Total Customer Related O&M**			**$ 17,379,780**		**$ 10,419,269**	**$ -**	**$ -**	**$ -**	**$ -**
737										
738	**Administrative & General Expenses - Operation:**									
739	A_6010000-1001/A6010000	Administrative & General Salaries	920	3,408		-				
740	A_6010010-1001/R6010010	Administrative & General Salaries	920	(454)		-				
741	A_6010110-Labor Exempt ST	Administrative & General Salaries	920	7,658,956		7,658,956				
742	A_6010130-Labor Exempt NonProd	Administrative & General Salaries	920	1,355,421		1,355,421				
743	A_6010210-Labor NonExm ST	Administrative & General Salaries	920	589,247		589,247				
744	A_6010220-Labor NonExm OT	Administrative & General Salaries	920	18,257		18,257				
745	A_6010230-Labor NonExm NonProd	Administrative & General Salaries	920	107,214		107,214				
746	A_6010400-Labor Severance	Administrative & General Salaries	920	-		-				
747	A_6010910-Labor OffCycle Bonus	Administrative & General Salaries	920	126,922		126,922				
748	A_6010990-Labor Seconded Empl	Administrative & General Salaries	920	447,170		447,170				
749	A_6018999-Labor Exp Reclass	Administrative & General Salaries	920	(74)		(74)				
750	A_6020900-Employee Incentive	Administrative & General Salaries	920	5,261,599		-	5,261,599			
751	A_6790199-Fees-Miscellaneous	Administrative & General Salaries	920	5,481		-				
752	A_6790800-Other Oper-Misc	Administrative & General Salaries	920	(78,529)		-				
753	A_6030010-EE ProfDue Subs Fees	Office Supplies and Expenses	921	250,803		-				
754	A_6030040-EE Meals 50% Deduct	Office Supplies and Expenses	921	61,937		-				
755	A_6030050-EE Mileage	Office Supplies and Expenses	921	1,416		-				
756	A_6030060-EE Shoes Uniforms	Office Supplies and Expenses	921	1,147		-				
757	A_6030070-EE Training	Office Supplies and Expenses	921	167,392		-				
758	A_6030080-EE Travel Lodging	Office Supplies and Expenses	921	119,410		-				
759	A_6030091-EE Apprec and Gifts	Office Supplies and Expenses	921	5,871		-				
760	A_6030800-EE Miscellaneous	Office Supplies and Expenses	921	189,488		-				
761	A_6400010-M&S FurnOffEquip	Office Supplies and Expenses	921	108,228		-				
762	A_6400020-M&S Gen Office	Office Supplies and Expenses	921	28,622		-				
763	A_6400070-M&S Safety	Office Supplies and Expenses	921	3,505		-				
764	A_6400080-M&S Vehicle Fuel	Office Supplies and Expenses	921	270		-				
765	A_6400100-M&S OS Purchases	Office Supplies and Expenses	921	100,886		-				
766	A_6400500-M&S Parts	Office Supplies and Expenses	921	3,985		-				
767	A_6400510-M&S Small Tools	Office Supplies and Expenses	921	2,209		-				
768	A_6500010-Transport-Vehicle	Office Supplies and Expenses	921	102		-				
769	A_6730030-Utilities-Telecom	Office Supplies and Expenses	921	150,181		-				
770	A_6730800-Utilities-Other	Office Supplies and Expenses	921	(21,939)		-				

NMGC Exhibit ECB-5
Page 230 of 596

Sponsored by NMGC Witness Erik C. Buchanan

WP 4 OM Separately Forecasted

NEW MEXICO GAS COMPANY, INC.

Summary of Specifically Forecasted Items
Base Period - 12 Months Ending March 31, 2023
Future Test Year - 12 Months Ending September 30, 2025

	A	B	C	K	L	M	N	O	P	Q	R
2				Adjusted Base Period Separately Forecasted Items to Carry Forward, without separate escalation				Adjusted Base Period Separately Forecasted Items to Carry Forward, without separate escalation			
3	Description	Inputs Name	FERC Acct	Transmission Integrity Program Costs	General Insurance Costs	Non-interest Revolver Adjustment	Espanola Lease Expense	Board of Director Costs	Shared Services Expense	Adjusted Base Period Separately Forecasted Items to Carry Forward	
723	A_6030010-EE ProfDue Subs Fees	Misc. Sales Expenses	916							-	
724	A_6030040-EE Meals 50% Deduct	Misc. Sales Expenses	916							-	
725	A_6030070-EE Training	Misc. Sales Expenses	916							-	
726	A_6030080-EE Travel Lodging	Misc. Sales Expenses	916							-	
727	A_6030091-EE Apprec and Gifts	Misc. Sales Expenses	916							-	
728	A_6030800-EE Miscellaneous	Misc. Sales Expenses	916							-	
729	A_6100070-Consultants-Mgmt	Misc. Sales Expenses	916							-	
730	A_6400020-M&S Gen Office	Misc. Sales Expenses	916							-	
731	A_6400080-M&S Vehicle Fuel	Misc. Sales Expenses	916							-	
732	A_6500010-Transport-Vehicle	Misc. Sales Expenses	916							-	
733	A_6790199-Fees-Miscellaneous	Misc. Sales Expenses	916							-	
734	A_6790230-Postage Ship Courier	Misc. Sales Expenses	916							-	
735	A_6790320-Fleet Allocation	Misc. Sales Expenses	916							-	
736	**Total Customer Related O&M**			$ -	$ -	$ -	$ -	$ -	$ -	$ 10,419,269	
737											
738	**Administrative & General Expenses - Operation:**										
739	A_6010000-1001/A6010000	Administrative & General Salaries	920		-					-	
740	A_6010010-1001/R6010010	Administrative & General Salaries	920		-					-	
741	A_6010110-Labor Exempt ST	Administrative & General Salaries	920		-					7,658,956	
742	A_6010130-Labor Exempt NonProd	Administrative & General Salaries	920		-					1,355,421	
743	A_6010210-Labor NonExm ST	Administrative & General Salaries	920		-					589,247	
744	A_6010220-Labor NonExm OT	Administrative & General Salaries	920		-					18,257	
745	A_6010230-Labor NonExm NonProd	Administrative & General Salaries	920		-					107,214	
746	A_6010400-Labor Severance	Administrative & General Salaries	920		-					-	
747	A_6010910-Labor OffCycle Bonus	Administrative & General Salaries	920		-					126,922	
748	A_6010990-Labor Seconded Empl	Administrative & General Salaries	920		-					447,170	
749	A_6018999-Labor Exp Reclass	Administrative & General Salaries	920		-					(74)	
750	A_6020900-Employee Incentive	Administrative & General Salaries	920		-					5,261,599	
751	A_6790199-Fees-Miscellaneous	Administrative & General Salaries	920		-					-	
752	A_6790800-Other Oper-Misc	Administrative & General Salaries	920		-					-	
753	A_6030010-EE ProfDue Subs Fees	Office Supplies and Expenses	921		-					-	
754	A_6030040-EE Meals 50% Deduct	Office Supplies and Expenses	921		-					-	
755	A_6030050-EE Mileage	Office Supplies and Expenses	921		-					-	
756	A_6030060-EE Shoes Uniforms	Office Supplies and Expenses	921		-					-	
757	A_6030070-EE Training	Office Supplies and Expenses	921		-					-	
758	A_6030080-EE Travel Lodging	Office Supplies and Expenses	921		-					-	
759	A_6030091-EE Apprec and Gifts	Office Supplies and Expenses	921		-					-	
760	A_6030800-EE Miscellaneous	Office Supplies and Expenses	921		-					-	
761	A_6400010-M&S FurnOffEquip	Office Supplies and Expenses	921		-					-	
762	A_6400020-M&S Gen Office	Office Supplies and Expenses	921		-					-	
763	A_6400070-M&S Safety	Office Supplies and Expenses	921		-					-	
764	A_6400080-M&S Vehicle Fuel	Office Supplies and Expenses	921		-					-	
765	A_6400100-M&S OS Purchases	Office Supplies and Expenses	921		-					-	
766	A_6400500-M&S Parts	Office Supplies and Expenses	921		-					-	
767	A_6400510-M&S Small Tools	Office Supplies and Expenses	921		-					-	
768	A_6500010-Transport-Vehicle	Office Supplies and Expenses	921		-					-	
769	A_6730030-Utilities-Telecom	Office Supplies and Expenses	921		-					-	
770	A_6730800-Utilities-Other	Office Supplies and Expenses	921		-					-	

NMGC Exhibit ECB-5
Page 231 of 596

NEW MEXICO GAS COMPANY, INC.

Summary of Specifically Forecasted Items
Base Period - 12 Months Ending March 31, 2023
Future Test Year - 12 Months Ending September 30, 2025

	A	B	C	S	T	U	V	W	X	Y
2				Linkage 1 Separately Forecasted Items						
3	Description	Inputs Name	FERC Acct	Linkage Period 1 Labor Expense	Linkage Period 1 Incentive Compensation Expense	Linkage Period 1 Normalize 401K Match	Linkage 1 Medical and Dental Expense	Linkage 1 Pension and OPEB Expenses	Linkage 1 Transmission Integrity Program Costs	Linkage 1 General Insurance Costs
723	A_6030010-EE ProfDue Subs Fees	Misc. Sales Expenses	916	-						
724	A_6030040-EE Meals 50% Deduct	Misc. Sales Expenses	916	-						
725	A_6030070-EE Training	Misc. Sales Expenses	916	-						
726	A_6030080-EE Travel Lodging	Misc. Sales Expenses	916	-						
727	A_6030091-EE Apprec and Gifts	Misc. Sales Expenses	916	-						
728	A_6030800-EE Miscellaneous	Misc. Sales Expenses	916	-						
729	A_6100070-Consultants-Mgmt	Misc. Sales Expenses	916	-						
730	A_6400020-M&S Gen Office	Misc. Sales Expenses	916	-						
731	A_6400080-M&S Vehicle Fuel	Misc. Sales Expenses	916	-						
732	A_6500010-Transport-Vehicle	Misc. Sales Expenses	916	-						
733	A_6790199-Fees-Miscellaneous	Misc. Sales Expenses	916	-						
734	A_6790230-Postage Ship Courier	Misc. Sales Expenses	916	-						
735	A_6790320-Fleet Allocation	Misc. Sales Expenses	916	-						
736	**Total Customer Related O&M**			**$ 10,601,606**	**$ -**	**$ -**	**$ -**	**$ -**	**$ -**	**$ -**
737										
738	**Administrative & General Expenses - Operation:**									
739	A_6010000-1001/A6010000	Administrative & General Salaries	920	-						$ -
740	A_6010010-1001/R6010010	Administrative & General Salaries	920	-						$ -
741	A_6010110-Labor Exempt ST	Administrative & General Salaries	920	7,792,987						$ -
742	A_6010130-Labor Exempt NonProd	Administrative & General Salaries	920	1,379,141						$ -
743	A_6010210-Labor NonExm ST	Administrative & General Salaries	920	599,559						$ -
744	A_6010220-Labor NonExm OT	Administrative & General Salaries	920	18,577						$ -
745	A_6010230-Labor NonExm NonProd	Administrative & General Salaries	920	109,090						$ -
746	A_6010400-Labor Severance	Administrative & General Salaries	920	-						$ -
747	A_6010910-Labor OffCycle Bonus	Administrative & General Salaries	920	129,143						$ -
748	A_6010990-Labor Seconded Empl	Administrative & General Salaries	920	454,995						$ -
749	A_6018999-Labor Exp Reclass	Administrative & General Salaries	920	(75)						$ -
750	A_6020900-Employee Incentive	Administrative & General Salaries	920	-	5,668,106					$ -
751	A_6790199-Fees-Miscellaneous	Administrative & General Salaries	920	-						$ -
752	A_6790800-Other Oper-Misc	Administrative & General Salaries	920	-						$ -
753	A_6030010-EE ProfDue Subs Fees	Office Supplies and Expenses	921	-						$ -
754	A_6030040-EE Meals 50% Deduct	Office Supplies and Expenses	921	-						$ -
755	A_6030050-EE Mileage	Office Supplies and Expenses	921	-						$ -
756	A_6030060-EE Shoes Uniforms	Office Supplies and Expenses	921	-						$ -
757	A_6030070-EE Training	Office Supplies and Expenses	921	-						$ -
758	A_6030080-EE Travel Lodging	Office Supplies and Expenses	921	-						$ -
759	A_6030091-EE Apprec and Gifts	Office Supplies and Expenses	921	-						$ -
760	A_6030800-EE Miscellaneous	Office Supplies and Expenses	921	-						$ -
761	A_6400010-M&S FurnOffEquip	Office Supplies and Expenses	921	-						$ -
762	A_6400020-M&S Gen Office	Office Supplies and Expenses	921	-						$ -
763	A_6400070-M&S Safety	Office Supplies and Expenses	921	-						$ -
764	A_6400080-M&S Vehicle Fuel	Office Supplies and Expenses	921	-						$ -
765	A_6400100-M&S OS Purchases	Office Supplies and Expenses	921	-						$ -
766	A_6400500-M&S Parts	Office Supplies and Expenses	921	-						$ -
767	A_6400510-M&S Small Tools	Office Supplies and Expenses	921	-						$ -
768	A_6500010-Transport-Vehicle	Office Supplies and Expenses	921	-						$ -
769	A_6730030-Utilities-Telecom	Office Supplies and Expenses	921	-						$ -
770	A_6730800-Utilities-Other	Office Supplies and Expenses	921	-						$ -

NMGC Exhibit ECB-5
Page 232 of 596

NEW MEXICO GAS COMPANY, INC.

Summary of Specifically Forecasted Items
Base Period - 12 Months Ending March 31, 2023
Future Test Year - 12 Months Ending September 30, 2025

	A	B	C	Z	AA	AB	AC	AD	AE	AF	AG
2				Linkage 1 Separately Forecasted Items							
3	Description	Inputs Name	FERC Acct	Linkage 1 Facilities Security	Linkage 1 Non-interest Revolver Adjustment	Linkage 1 Espanola Lease Expense	Linkage 1 Board of Director Costs	Linkage 1 Shared Services Expense	Linkage 1 Remove Allocated LTIP Expenses	Total Linkage 1 Period Separately Forecasted Items	
723	A_6030010-EE ProfDue Subs Fees	Misc. Sales Expenses	916							$ -	
724	A_6030040-EE Meals 50% Deduct	Misc. Sales Expenses	916							$ -	
725	A_6030070-EE Training	Misc. Sales Expenses	916							$ -	
726	A_6030080-EE Travel Lodging	Misc. Sales Expenses	916							$ -	
727	A_6030091-EE Apprec and Gifts	Misc. Sales Expenses	916							$ -	
728	A_6030800-EE Miscellaneous	Misc. Sales Expenses	916							$ -	
729	A_6100070-Consultants-Mgmt	Misc. Sales Expenses	916							$ -	
730	A_6400020-M&S Gen Office	Misc. Sales Expenses	916							$ -	
731	A_6400080-M&S Vehicle Fuel	Misc. Sales Expenses	916							$ -	
732	A_6500010-Transport-Vehicle	Misc. Sales Expenses	916							$ -	
733	A_6790199-Fees-Miscellaneous	Misc. Sales Expenses	916							$ -	
734	A_6790230-Postage Ship Courier	Misc. Sales Expenses	916							$ -	
735	A_6790320-Fleet Allocation	Misc. Sales Expenses	916							$ -	
736	**Total Customer Related O&M**			$ -	$ -	$ -	$ -	$ -	$ -	**$ 10,601,606**	
737											
738	**Administrative & General Expenses - Operation:**										
739	A_6010000-1001/A6010000	Administrative & General Salaries	920							$ -	
740	A_6010010-1001/R6010010	Administrative & General Salaries	920							$ -	
741	A_6010110-Labor Exempt ST	Administrative & General Salaries	920							$ 7,792,987	
742	A_6010130-Labor Exempt NonProd	Administrative & General Salaries	920							$ 1,379,141	
743	A_6010210-Labor NonExm ST	Administrative & General Salaries	920							$ 599,559	
744	A_6010220-Labor NonExm OT	Administrative & General Salaries	920							$ 18,577	
745	A_6010230-Labor NonExm NonProd	Administrative & General Salaries	920							$ 109,090	
746	A_6010400-Labor Severance	Administrative & General Salaries	920							$ -	
747	A_6010910-Labor OffCycle Bonus	Administrative & General Salaries	920							$ 129,143	
748	A_6010990-Labor Seconded Empl	Administrative & General Salaries	920							$ 454,995	
749	A_6018999-Labor Exp Reclass	Administrative & General Salaries	920							$ (75)	
750	A_6020900-Employee Incentive	Administrative & General Salaries	920							$ 5,668,106	
751	A_6790199-Fees-Miscellaneous	Administrative & General Salaries	920							$ -	
752	A_6790800-Other Oper-Misc	Administrative & General Salaries	920							$ -	
753	A_6030010-EE ProfDue Subs Fees	Office Supplies and Expenses	921							$ -	
754	A_6030040-EE Meals 50% Deduct	Office Supplies and Expenses	921							$ -	
755	A_6030050-EE Mileage	Office Supplies and Expenses	921							$ -	
756	A_6030060-EE Shoes Uniforms	Office Supplies and Expenses	921							$ -	
757	A_6030070-EE Training	Office Supplies and Expenses	921							$ -	
758	A_6030080-EE Travel Lodging	Office Supplies and Expenses	921							$ -	
759	A_6030091-EE Apprec and Gifts	Office Supplies and Expenses	921							$ -	
760	A_6030800-EE Miscellaneous	Office Supplies and Expenses	921							$ -	
761	A_6400010-M&S FurnOffEquip	Office Supplies and Expenses	921							$ -	
762	A_6400020-M&S Gen Office	Office Supplies and Expenses	921							$ -	
763	A_6400070-M&S Safety	Office Supplies and Expenses	921							$ -	
764	A_6400080-M&S Vehicle Fuel	Office Supplies and Expenses	921							$ -	
765	A_6400100-M&S OS Purchases	Office Supplies and Expenses	921							$ -	
766	A_6400500-M&S Parts	Office Supplies and Expenses	921							$ -	
767	A_6400510-M&S Small Tools	Office Supplies and Expenses	921							$ -	
768	A_6500010-Transport-Vehicle	Office Supplies and Expenses	921							$ -	
769	A_6730030-Utilities-Telecom	Office Supplies and Expenses	921							$ -	
770	A_6730800-Utilities-Other	Office Supplies and Expenses	921							$ -	

NMGC Exhibit ECB-5
Page 233 of 596

NEW MEXICO GAS COMPANY, INC.

Summary of Specifically Forecasted Items
Base Period - 12 Months Ending March 31, 2023
Future Test Year - 12 Months Ending September 30, 2025

	A	B	C	AH	AI	AJ	AK	AL	AM	AN
2				Linkage 2 Separately Forecasted Items						
3	Description	Inputs Name	FERC Acct	Linkage 2 Period Labor Expense	Linkage 2 Period Incentive Compensation Expense	Linkage Period 2 Normalize 401K Match	Linkage 2 Medical and Dental Expense	Linkage 2 Pension and OPEB Expenses	Linkage 2 Transmission Integrity Program Costs	Linkage 2 Period General Insurance Costs
723	A_6030010-EE ProfDue Subs Fees	Misc. Sales Expenses	916	$ -						
724	A_6030040-EE Meals 50% Deduct	Misc. Sales Expenses	916	$ -						
725	A_6030070-EE Training	Misc. Sales Expenses	916	$ -						
726	A_6030080-EE Travel Lodging	Misc. Sales Expenses	916	$ -						
727	A_6030091-EE Apprec and Gifts	Misc. Sales Expenses	916	$ -						
728	A_6030800-EE Miscellaneous	Misc. Sales Expenses	916	$ -						
729	A_6100070-Consultants-Mgmt	Misc. Sales Expenses	916	$ -						
730	A_6400020-M&S Gen Office	Misc. Sales Expenses	916	$ -						
731	A_6400080-M&S Vehicle Fuel	Misc. Sales Expenses	916	$ -						
732	A_6500010-Transport-Vehicle	Misc. Sales Expenses	916	$ -						
733	A_6790199-Fees-Miscellaneous	Misc. Sales Expenses	916	$ -						
734	A_6790230-Postage Ship Courier	Misc. Sales Expenses	916	$ -						
735	A_6790320-Fleet Allocation	Misc. Sales Expenses	916	$ -						
736	**Total Customer Related O&M**			**$ 10,783,943**	**$ -**	**$ -**	**$ -**	**$ -**	**$ -**	**$ -**
737										
738	**Administrative & General Expenses - Operation:**									
739	A_6010000-1001/A6010000	Administrative & General Salaries	920	$ -						
740	A_6010010-1001/R6010010	Administrative & General Salaries	920	$ -						
741	A_6010110-Labor Exempt ST	Administrative & General Salaries	920	$ 7,927,019						
742	A_6010130-Labor Exempt NonProd	Administrative & General Salaries	920	$ 1,402,861						
743	A_6010210-Labor NonExm ST	Administrative & General Salaries	920	$ 609,871						
744	A_6010220-Labor NonExm OT	Administrative & General Salaries	920	$ 18,896						
745	A_6010230-Labor NonExm NonProd	Administrative & General Salaries	920	$ 110,967						
746	A_6010400-Labor Severance	Administrative & General Salaries	920	$ -						
747	A_6010910-Labor OffCycle Bonus	Administrative & General Salaries	920	$ 131,364						
748	A_6010990-Labor Seconded Empl	Administrative & General Salaries	920	$ 462,821						
749	A_6018999-Labor Exp Reclass	Administrative & General Salaries	920	$ (77)						
750	A_6020900-Employee Incentive	Administrative & General Salaries	920	$ -	$ 5,765,592					
751	A_6790199-Fees-Miscellaneous	Administrative & General Salaries	920	$ -						
752	A_6790800-Other Oper-Misc	Administrative & General Salaries	920	$ -						
753	A_6030010-EE ProfDue Subs Fees	Office Supplies and Expenses	921	$ -						
754	A_6030040-EE Meals 50% Deduct	Office Supplies and Expenses	921	$ -						
755	A_6030050-EE Mileage	Office Supplies and Expenses	921	$ -						
756	A_6030060-EE Shoes Uniforms	Office Supplies and Expenses	921	$ -						
757	A_6030070-EE Training	Office Supplies and Expenses	921	$ -						
758	A_6030080-EE Travel Lodging	Office Supplies and Expenses	921	$ -						
759	A_6030091-EE Apprec and Gifts	Office Supplies and Expenses	921	$ -						
760	A_6030800-EE Miscellaneous	Office Supplies and Expenses	921	$ -						
761	A_6400010-M&S FurnOffEquip	Office Supplies and Expenses	921	$ -						
762	A_6400020-M&S Gen Office	Office Supplies and Expenses	921	$ -						
763	A_6400070-M&S Safety	Office Supplies and Expenses	921	$ -						
764	A_6400080-M&S Vehicle Fuel	Office Supplies and Expenses	921	$ -						
765	A_6400100-M&S OS Purchases	Office Supplies and Expenses	921	$ -						
766	A_6400500-M&S Parts	Office Supplies and Expenses	921	$ -						
767	A_6400510-M&S Small Tools	Office Supplies and Expenses	921	$ -						
768	A_6500010-Transport-Vehicle	Office Supplies and Expenses	921	$ -						
769	A_6730030-Utilities-Telecom	Office Supplies and Expenses	921	$ -						
770	A_6730800-Utilities-Other	Office Supplies and Expenses	921	$ -						

NMGC Exhibit ECB-5
Page 234 of 596

NEW MEXICO GAS COMPANY, INC.

Summary of Specifically Forecasted Items
Base Period - 12 Months Ending March 31, 2023
Future Test Year - 12 Months Ending September 30, 2025

	A	B	C	AO	AP	AQ	AR	AS	AT	AU	AV
2				Linkage 2 Separately Forecasted Items							
3	Description	Inputs Name	FERC Acct	Linkage 2 Facilities Security	Linkage 2 Non-interest Revolver Adjustment	Linkage 2 Espanola Lease Expense	Linkage 2 Board of Director Costs	Linkage 2 Shared Services Expense	Linkage 2 Remove Allocated LTIP Expenses	Total Linkage 2 Period Separately Forecasted Items	
723	A_6030010-EE ProfDue Subs Fees	Misc. Sales Expenses	916							$ -	
724	A_6030040-EE Meals 50% Deduct	Misc. Sales Expenses	916							$ -	
725	A_6030070-EE Training	Misc. Sales Expenses	916							$ -	
726	A_6030080-EE Travel Lodging	Misc. Sales Expenses	916							$ -	
727	A_6030091-EE Apprec and Gifts	Misc. Sales Expenses	916							$ -	
728	A_6030800-EE Miscellaneous	Misc. Sales Expenses	916							$ -	
729	A_6100070-Consultants-Mgmt	Misc. Sales Expenses	916							$ -	
730	A_6400020-M&S Gen Office	Misc. Sales Expenses	916							$ -	
731	A_6400080-M&S Vehicle Fuel	Misc. Sales Expenses	916							$ -	
732	A_6500010-Transport-Vehicle	Misc. Sales Expenses	916							$ -	
733	A_6790199-Fees-Miscellaneous	Misc. Sales Expenses	916							$ -	
734	A_6790230-Postage Ship Courier	Misc. Sales Expenses	916							$ -	
735	A_6790320-Fleet Allocation	Misc. Sales Expenses	916							$ -	
736	**Total Customer Related O&M**			$ -	$ -	$ -	$ -	$ -	$ -	**$ 10,783,943**	
737											
738	**Administrative & General Expenses - Operation:**										
739	A_6010000-1001/A6010000	Administrative & General Salaries	920							$ -	
740	A_6010010-1001/R6010010	Administrative & General Salaries	920							$ -	
741	A_6010110-Labor Exempt ST	Administrative & General Salaries	920							$ 7,927,019	
742	A_6010130-Labor Exempt NonProd	Administrative & General Salaries	920							$ 1,402,861	
743	A_6010210-Labor NonExm ST	Administrative & General Salaries	920							$ 609,871	
744	A_6010220-Labor NonExm OT	Administrative & General Salaries	920							$ 18,896	
745	A_6010230-Labor NonExm NonProd	Administrative & General Salaries	920							$ 110,967	
746	A_6010400-Labor Severance	Administrative & General Salaries	920							$ -	
747	A_6010910-Labor OffCycle Bonus	Administrative & General Salaries	920							$ 131,364	
748	A_6010990-Labor Seconded Empl	Administrative & General Salaries	920							$ 462,821	
749	A_6018999-Labor Exp Reclass	Administrative & General Salaries	920							$ (77)	
750	A_6020900-Employee Incentive	Administrative & General Salaries	920							$ 5,765,592	
751	A_6790199-Fees-Miscellaneous	Administrative & General Salaries	920							$ -	
752	A_6790800-Other Oper-Misc	Administrative & General Salaries	920							$ -	
753	A_6030010-EE ProfDue Subs Fees	Office Supplies and Expenses	921							$ -	
754	A_6030040-EE Meals 50% Deduct	Office Supplies and Expenses	921							$ -	
755	A_6030050-EE Mileage	Office Supplies and Expenses	921							$ -	
756	A_6030060-EE Shoes Uniforms	Office Supplies and Expenses	921							$ -	
757	A_6030070-EE Training	Office Supplies and Expenses	921							$ -	
758	A_6030080-EE Travel Lodging	Office Supplies and Expenses	921							$ -	
759	A_6030091-EE Apprec and Gifts	Office Supplies and Expenses	921							$ -	
760	A_6030800-EE Miscellaneous	Office Supplies and Expenses	921							$ -	
761	A_6400010-M&S FurnOffEquip	Office Supplies and Expenses	921							$ -	
762	A_6400020-M&S Gen Office	Office Supplies and Expenses	921							$ -	
763	A_6400070-M&S Safety	Office Supplies and Expenses	921							$ -	
764	A_6400080-M&S Vehicle Fuel	Office Supplies and Expenses	921							$ -	
765	A_6400100-M&S OS Purchases	Office Supplies and Expenses	921							$ -	
766	A_6400500-M&S Parts	Office Supplies and Expenses	921							$ -	
767	A_6400510-M&S Small Tools	Office Supplies and Expenses	921							$ -	
768	A_6500010-Transport-Vehicle	Office Supplies and Expenses	921							$ -	
769	A_6730030-Utilities-Telecom	Office Supplies and Expenses	921							$ -	
770	A_6730800-Utilities-Other	Office Supplies and Expenses	921							$ -	

NMGC Exhibit ECB-5
Page 235 of 596

NEW MEXICO GAS COMPANY, INC.

Summary of Specifically Forecasted Items
Base Period - 12 Months Ending March 31, 2023
Future Test Year - 12 Months Ending September 30, 2025

	A	B	C	AW	AX	AY	AZ	BA	BB	BC
2				Test Period Separately Forecasted Items						
3	Description	Inputs Name	FERC Acct	Test Period Labor Expense	Test Period Incentive Compensation	Test Period Normalize 401K Match	Test Period Medical and Dental Expense	Test Period Pension and OPEB Expenses(2)	Test Period Transmission Integrity Program Costs	Test Period General Insurance Costs
723	A_6030010-EE ProfDue Subs Fees	Misc. Sales Expenses	916	$ -						
724	A_6030040-EE Meals 50% Deduct	Misc. Sales Expenses	916	$ -						
725	A_6030070-EE Training	Misc. Sales Expenses	916	$ -						
726	A_6030080-EE Travel Lodging	Misc. Sales Expenses	916	$ -						
727	A_6030091-EE Apprec and Gifts	Misc. Sales Expenses	916	$ -						
728	A_6030800-EE Miscellaneous	Misc. Sales Expenses	916	$ -						
729	A_6100070-Consultants-Mgmt	Misc. Sales Expenses	916	$ -						
730	A_6400020-M&S Gen Office	Misc. Sales Expenses	916	$ -						
731	A_6400080-M&S Vehicle Fuel	Misc. Sales Expenses	916	$ -						
732	A_6500010-Transport-Vehicle	Misc. Sales Expenses	916	$ -						
733	A_6790199-Fees-Miscellaneous	Misc. Sales Expenses	916	$ -						
734	A_6790230-Postage Ship Courier	Misc. Sales Expenses	916	$ -						
735	A_6790320-Fleet Allocation	Misc. Sales Expenses	916	$ -						
736	**Total Customer Related O&M**			**$ 11,994,616**	**$ -**	**$ -**	**$ -**	**$ -**	**$ -**	**$ -**
737										
738	**Administrative & General Expenses - Operation:**									
739	A_6010000-1001/A6010000	Administrative & General Salaries	920	$ -						
740	A_6010010-1001/R6010010	Administrative & General Salaries	920	$ -						
741	A_6010110-Labor Exempt ST	Administrative & General Salaries	920	$ 8,816,956						
742	A_6010130-Labor Exempt NonProd	Administrative & General Salaries	920	$ 1,560,354						
743	A_6010210-Labor NonExm ST	Administrative & General Salaries	920	$ 678,339						
744	A_6010220-Labor NonExm OT	Administrative & General Salaries	920	$ 21,018						
745	A_6010230-Labor NonExm NonProd	Administrative & General Salaries	920	$ 123,424						
746	A_6010400-Labor Severance	Administrative & General Salaries	920	$ -						
747	A_6010910-Labor OffCycle Bonus	Administrative & General Salaries	920	$ 146,112						
748	A_6010990-Labor Seconded Empl	Administrative & General Salaries	920	$ 514,780						
749	A_6018999-Labor Exp Reclass	Administrative & General Salaries	920	$ (85)						
750	A_6020900-Employee Incentive	Administrative & General Salaries	920	$ -	$ 6,412,873					
751	A_6790199-Fees-Miscellaneous	Administrative & General Salaries	920	$ -						
752	A_6790800-Other Oper-Misc	Administrative & General Salaries	920	$ -						
753	A_6030010-EE ProfDue Subs Fees	Office Supplies and Expenses	921	$ -						
754	A_6030040-EE Meals 50% Deduct	Office Supplies and Expenses	921	$ -						
755	A_6030050-EE Mileage	Office Supplies and Expenses	921	$ -						
756	A_6030060-EE Shoes Uniforms	Office Supplies and Expenses	921	$ -						
757	A_6030070-EE Training	Office Supplies and Expenses	921	$ -						
758	A_6030080-EE Travel Lodging	Office Supplies and Expenses	921	$ -						
759	A_6030091-EE Apprec and Gifts	Office Supplies and Expenses	921	$ -						
760	A_6030800-EE Miscellaneous	Office Supplies and Expenses	921	$ -						
761	A_6400010-M&S FurnOffEquip	Office Supplies and Expenses	921	$ -						
762	A_6400020-M&S Gen Office	Office Supplies and Expenses	921	$ -						
763	A_6400070-M&S Safety	Office Supplies and Expenses	921	$ -						
764	A_6400080-M&S Vehicle Fuel	Office Supplies and Expenses	921	$ -						
765	A_6400100-M&S OS Purchases	Office Supplies and Expenses	921	$ -						
766	A_6400500-M&S Parts	Office Supplies and Expenses	921	$ -						
767	A_6400510-M&S Small Tools	Office Supplies and Expenses	921	$ -						
768	A_6500010-Transport-Vehicle	Office Supplies and Expenses	921	$ -						
769	A_6730030-Utilities-Telecom	Office Supplies and Expenses	921	$ -						
770	A_6730800-Utilities-Other	Office Supplies and Expenses	921	$ -						

NMGC Exhibit ECB-5
Page 236 of 596

NEW MEXICO GAS COMPANY, INC.

Summary of Specifically Forecasted Items
Base Period - 12 Months Ending March 31, 2023
Future Test Year - 12 Months Ending September 30, 2025

	A	B	C	BD	BE	BF	BG	BH	BI	BJ	BK
2				Test Period Separately Forecasted Items							
3	Description	Inputs Name	FERC Acct	Test Period Non-interest Revolver Adjustment	Adjust Espanola Lease	Future Test Year Period Facilities Security	Future Test Period Board of Director Costs	Hansen CIS Expense	Future Test Period Shared Services Expense	Future Test Year Period Remove Allocated LTIP Expenses	Total Test Period Separately Forecasted Items
723	A_6030010-EE ProfDue Subs Fees	Misc. Sales Expenses	916								$ -
724	A_6030040-EE Meals 50% Deduct	Misc. Sales Expenses	916								$ -
725	A_6030070-EE Training	Misc. Sales Expenses	916								$ -
726	A_6030080-EE Travel Lodging	Misc. Sales Expenses	916								$ -
727	A_6030091-EE Apprec and Gifts	Misc. Sales Expenses	916								$ -
728	A_6030800-EE Miscellaneous	Misc. Sales Expenses	916								$ -
729	A_6100070-Consultants-Mgmt	Misc. Sales Expenses	916								$ -
730	A_6400020-M&S Gen Office	Misc. Sales Expenses	916								$ -
731	A_6400080-M&S Vehicle Fuel	Misc. Sales Expenses	916								$ -
732	A_6500010-Transport-Vehicle	Misc. Sales Expenses	916								$ -
733	A_6790199-Fees-Miscellaneous	Misc. Sales Expenses	916								$ -
734	A_6790230-Postage Ship Courier	Misc. Sales Expenses	916								$ -
735	A_6790320-Fleet Allocation	Misc. Sales Expenses	916								$ -
736	**Total Customer Related O&M**			$ -	$ -	$ -	$ -	$ -	$ -	$ -	$ 11,994,616
737											
738	**Administrative & General Expenses - Operation:**										
739	A_6010000-1001/A6010000	Administrative & General Salaries	920								$ -
740	A_6010010-1001/R6010010	Administrative & General Salaries	920								$ -
741	A_6010110-Labor Exempt ST	Administrative & General Salaries	920								$ 8,816,956
742	A_6010130-Labor Exempt NonProd	Administrative & General Salaries	920								$ 1,560,354
743	A_6010210-Labor NonExm ST	Administrative & General Salaries	920								$ 678,339
744	A_6010220-Labor NonExm OT	Administrative & General Salaries	920								$ 21,018
745	A_6010230-Labor NonExm NonProd	Administrative & General Salaries	920								$ 123,424
746	A_6010400-Labor Severance	Administrative & General Salaries	920								$ -
747	A_6010910-Labor OffCycle Bonus	Administrative & General Salaries	920								$ 146,112
748	A_6010990-Labor Seconded Empl	Administrative & General Salaries	920								$ 514,780
749	A_6018999-Labor Exp Reclass	Administrative & General Salaries	920								$ (85)
750	A_6020900-Employee Incentive	Administrative & General Salaries	920								$ 6,412,873
751	A_6790199-Fees-Miscellaneous	Administrative & General Salaries	920								$ -
752	A_6790800-Other Oper-Misc	Administrative & General Salaries	920								$ -
753	A_6030010-EE ProfDue Subs Fees	Office Supplies and Expenses	921								$ -
754	A_6030040-EE Meals 50% Deduct	Office Supplies and Expenses	921								$ -
755	A_6030050-EE Mileage	Office Supplies and Expenses	921								$ -
756	A_6030060-EE Shoes Uniforms	Office Supplies and Expenses	921								$ -
757	A_6030070-EE Training	Office Supplies and Expenses	921								$ -
758	A_6030080-EE Travel Lodging	Office Supplies and Expenses	921								$ -
759	A_6030091-EE Apprec and Gifts	Office Supplies and Expenses	921								$ -
760	A_6030800-EE Miscellaneous	Office Supplies and Expenses	921								$ -
761	A_6400010-M&S FurnOffEquip	Office Supplies and Expenses	921								$ -
762	A_6400020-M&S Gen Office	Office Supplies and Expenses	921								$ -
763	A_6400070-M&S Safety	Office Supplies and Expenses	921								$ -
764	A_6400080-M&S Vehicle Fuel	Office Supplies and Expenses	921								$ -
765	A_6400100-M&S OS Purchases	Office Supplies and Expenses	921								$ -
766	A_6400500-M&S Parts	Office Supplies and Expenses	921								$ -
767	A_6400510-M&S Small Tools	Office Supplies and Expenses	921								$ -
768	A_6500010-Transport-Vehicle	Office Supplies and Expenses	921								$ -
769	A_6730030-Utilities-Telecom	Office Supplies and Expenses	921								$ -
770	A_6730800-Utilities-Other	Office Supplies and Expenses	921								$ -

NMGC Exhibit ECB-5
Page 237 of 596

NEW MEXICO GAS COMPANY, INC.

Summary of Specifically Forecasted Items
Base Period - 12 Months Ending March 31, 2023
Future Test Year - 12 Months Ending September 30, 2025

	A	B	C	D	E	F	G	H	I	J
2										
3	Description	Inputs Name	FERC Acct	Total Company Adjusted Base Period Ending 3/31/2023		Base Labor Expense	Base Incentive Compensation Expense	Base Normalize 401K Match	Base Medical and Dental Expense	Base Pension and OPEB Expenses
771	A_6790101-Fees-Bank	Office Supplies and Expenses	921	79,527		-				
772	A_6790230-Postage Ship Courier	Office Supplies and Expenses	921	1,428		-				
773	A_6790321-Stores Allocation	Office Supplies and Expenses	921	7,393		-				
774	A_6790322-Small Tools Alloc	Office Supplies and Expenses	921	3,744		-				
775	A_6790310-A&G Alloc to Capital	Administrative Expenses Transferred--Credit	922	(11,183,161)		-				
776	A_6100030-Consultants-Audit	Outside Services Employed	923	163,193		-				
777	A_6100060-Consultants-Legal	Outside Services Employed	923	976,061		-				
778	A_6100070-Consultants-Mgmt	Outside Services Employed	923	7,401		-				
779	A_6100080-Consultants-Other	Outside Services Employed	923	795,117		-				
780	A_6100100-Contractor Services	Outside Services Employed	923	163,758		-				
781	A_6100150-Printing	Outside Services Employed	923	928		-				
782	A_6100170-Hardware Maint/Svcs	Outside Services Employed	923	4,791		-				
783	A_6100190-Software Maintenance	Outside Services Employed	923	384,393		-				
784	A_6700503-Ins-Crime & Fidelity	Property Insurance	924	10,585		-				
785	A_6700514-Ins-Property	Property Insurance	924	352,977		-				
786	A_6030040-EE Meals 50% Deduct	Injuries and Damages	925	72		-				
787	A_6030080-EE Travel Lodging	Injuries and Damages	925	6,201		-				
788	A_6100080-Consultants-Other	Injuries and Damages	925	18,510		-				
789	A_6700500-Ins-Automobile	Injuries and Damages	925	308,065		-				
790	A_6700502-Ins-Brokerage Fees	Injuries and Damages	925	107,292		-				
791	A_6700504-Ins-Director&Officer	Injuries and Damages	925	46,605		-				
792	A_6700506-Ins-Excess Auto	Injuries and Damages	925	121,578		-				
793	A_6700507-Ins-Excess Gen Liab	Injuries and Damages	925	4,227,459		-				
794	A_6700508-Ins-Fiduciary	Injuries and Damages	925	5,581		-				
795	A_6700509-Ins-I&D Reserves	Injuries and Damages	925	-		-				
796	A_6700516-Ins-Special Risk	Injuries and Damages	925	1,157		-				
797	A_6700518-Ins-Travel Accident	Injuries and Damages	925	2,250		-				
798	A_6700519-Ins-WC Excess	Injuries and Damages	925	168,203		-				
799	A_6700520-Ins-WC States	Injuries and Damages	925	304,779		-				
800	A_6700599-Ins-Other	Injuries and Damages	925	94,353		-				
801	A_6790199-Fees-Miscellaneous	Injuries and Damages	925	103		-				
802	A_6790315-I&D Alloc to Capital	Injuries and Damages	925	(1,035,701)		-				
803	A_6020000-1001/A6020000	Employee Pensions and Benefits	926	(85,031)		-				
804	A_6020010-Ben Plan Admin Fee	Employee Pensions and Benefits	926	61,871		-				
805	A_6020020-Tuition Reimbursement	Employee Pensions and Benefits	926	26,778		-				
806	A_6020030-Life Insurance	Employee Pensions and Benefits	926	122,217		-				
807	A_6020040-LT Care Insurance	Employee Pensions and Benefits	926	41,060		-				
808	A_6020050-Medical Insur-Active	Employee Pensions and Benefits	926	6,542,304		-			6,542,304	
809	A_6020060-Pensions	Employee Pensions and Benefits	926	2,266,820		-				2,266,820
810	A_6020080-PostRtFAS106-Active	Employee Pensions and Benefits	926	15,118		-				15,118
811	A_6020100-LT Incentive Exp	Employee Pensions and Benefits	926	-		-	-			-
812	A_6020101-Employee Def Comp	Employee Pensions and Benefits	926	-		-				
813	A_6020110-Employee Wellness	Employee Pensions and Benefits	926	29,127		-				
814	A_6020130-Emplr 401KFixed Mtch	Employee Pensions and Benefits	926	2,079,840		-		2,079,840		
815	A_6020131-Emplr 401K-IBEW Plan	Employee Pensions and Benefits	926	12,399		-				
816	A_6020140-Emplr 401KPerf Match	Employee Pensions and Benefits	926	-		-				
817	A_6020170-LTDisability FAS112	Employee Pensions and Benefits	926	15,000		-				
818	A_6020180-LTDisability Premium	Employee Pensions and Benefits	926	257,642		-				

NMGC Exhibit ECB-5
Page 238 of 596

NEW MEXICO GAS COMPANY, INC.

Summary of Specifically Forecasted Items
Base Period - 12 Months Ending March 31, 2023
Future Test Year - 12 Months Ending September 30, 2025

	A	B	C	K	L	M	N	O	P	Q	R
2				Adjusted Base Period Separately Forecasted Items to Carry Forward, without separate escalation				Adjusted Base Period Separately Forecasted Items to Carry Forward, without separate escalation			
3	Description	Inputs Name	FERC Acct	Transmission Integrity Program Costs	General Insurance Costs	Non-interest Revolver Adjustment	Espanola Lease Expense	Board of Director Costs	Shared Services Expense	Adjusted Base Period Separately Forecasted Items to Carry Forward	
771	A_6790101-Fees-Bank	Office Supplies and Expenses	921		-					-	
772	A_6790230-Postage Ship Courier	Office Supplies and Expenses	921		-					-	
773	A_6790321-Stores Allocation	Office Supplies and Expenses	921		-					-	
774	A_6790322-Small Tools Alloc	Office Supplies and Expenses	921		-					-	
775	A_6790310-A&G Alloc to Capital	Administrative Expenses Transferred--Credit	922		-					-	
776	A_6100030-Consultants-Audit	Outside Services Employed	923		-					-	
777	A_6100060-Consultants-Legal	Outside Services Employed	923		-					-	
778	A_6100070-Consultants-Mgmt	Outside Services Employed	923		-					-	
779	A_6100080-Consultants-Other	Outside Services Employed	923		-					-	
780	A_6100100-Contractor Services	Outside Services Employed	923		-					-	
781	A_6100150-Printing	Outside Services Employed	923		-					-	
782	A_6100170-Hardware Maint/Svcs	Outside Services Employed	923		-					-	
783	A_6100190-Software Maintenance	Outside Services Employed	923		-					-	
784	A_6700503-Ins-Crime & Fidelity	Property Insurance	924		10,585					10,585	
785	A_6700514-Ins-Property	Property Insurance	924		352,977					352,977	
786	A_6030040-EE Meals 50% Deduct	Injuries and Damages	925		-					-	
787	A_6030080-EE Travel Lodging	Injuries and Damages	925		-					-	
788	A_6100080-Consultants-Other	Injuries and Damages	925		-					-	
789	A_6700500-Ins-Automobile	Injuries and Damages	925		308,065					308,065	
790	A_6700502-Ins-Brokerage Fees	Injuries and Damages	925		107,292					107,292	
791	A_6700504-Ins-Director&Officer	Injuries and Damages	925		46,605					46,605	
792	A_6700506-Ins-Excess Auto	Injuries and Damages	925		121,578					121,578	
793	A_6700507-Ins-Excess Gen Liab	Injuries and Damages	925		4,227,459					4,227,459	
794	A_6700508-Ins-Fiduciary	Injuries and Damages	925		5,581					5,581	
795	A_6700509-Ins-I&D Reserves	Injuries and Damages	925		-					-	
796	A_6700516-Ins-Special Risk	Injuries and Damages	925		1,157					1,157	
797	A_6700518-Ins-Travel Accident	Injuries and Damages	925		2,250					2,250	
798	A_6700519-Ins-WC Excess	Injuries and Damages	925		168,203					168,203	
799	A_6700520-Ins-WC States	Injuries and Damages	925		304,779					304,779	
800	A_6700599-Ins-Other	Injuries and Damages	925		94,353					94,353	
801	A_6790199-Fees-Miscellaneous	Injuries and Damages	925		-					-	
802	A_6790315-I&D Alloc to Capital	Injuries and Damages	925		-					-	
803	A_6020000-1001/A6020000	Employee Pensions and Benefits	926		-					-	
804	A_6020010-Ben Plan Admin Fee	Employee Pensions and Benefits	926		-					-	
805	A_6020020-Tuition Reimbursement	Employee Pensions and Benefits	926		-					-	
806	A_6020030-Life Insurance	Employee Pensions and Benefits	926		-					-	
807	A_6020040-LT Care Insurance	Employee Pensions and Benefits	926		-					-	
808	A_6020050-Medical Insur-Active	Employee Pensions and Benefits	926		-					6,542,304	
809	A_6020060-Pensions	Employee Pensions and Benefits	926		-					2,266,820	
810	A_6020080-PostRtFAS106-Active	Employee Pensions and Benefits	926		-					15,118	
811	A_6020100-LT Incentive Exp	Employee Pensions and Benefits	926		-					-	
812	A_6020101-Employee Def Comp	Employee Pensions and Benefits	926		-					-	
813	A_6020110-Employee Wellness	Employee Pensions and Benefits	926		-					-	
814	A_6020130-Emplr 401KFixed Mtch	Employee Pensions and Benefits	926		-					2,079,840	
815	A_6020131-Emplr 401K-IBEW Plan	Employee Pensions and Benefits	926		-					-	
816	A_6020140-Emplr 401KPerf Match	Employee Pensions and Benefits	926		-					-	
817	A_6020170-LTDisability FAS112	Employee Pensions and Benefits	926		-					-	
818	A_6020180-LTDisability Premium	Employee Pensions and Benefits	926		-					-	

NMGC Exhibit ECB-5
Page 239 of 596

NEW MEXICO GAS COMPANY, INC.

Summary of Specifically Forecasted Items
Base Period - 12 Months Ending March 31, 2023
Future Test Year - 12 Months Ending September 30, 2025

	A	B	C	S	T	U	V	W	X	Y
2				Linkage 1 Separately Forecasted Items						
3	Description	Inputs Name	FERC Acct	Linkage Period 1 Labor Expense	Linkage Period 1 Incentive Compensation Expense	Linkage Period 1 Normalize 401K Match	Linkage 1 Medical and Dental Expense	Linkage 1 Pension and OPEB Expenses	Linkage 1 Transmission Integrity Program Costs	Linkage 1 General Insurance Costs
771	A_6790101-Fees-Bank	Office Supplies and Expenses	921	-						$ -
772	A_6790230-Postage Ship Courier	Office Supplies and Expenses	921	-						$ -
773	A_6790321-Stores Allocation	Office Supplies and Expenses	921	-						$ -
774	A_6790322-Small Tools Alloc	Office Supplies and Expenses	921	-						$ -
775	A_6790310-A&G Alloc to Capital	Administrative Expenses Transferred--Credit	922	-						$ -
776	A_6100030-Consultants-Audit	Outside Services Employed	923	-						$ -
777	A_6100060-Consultants-Legal	Outside Services Employed	923	-						$ -
778	A_6100070-Consultants-Mgmt	Outside Services Employed	923	-						$ -
779	A_6100080-Consultants-Other	Outside Services Employed	923	-						$ -
780	A_6100100-Contractor Services	Outside Services Employed	923	-						$ -
781	A_6100150-Printing	Outside Services Employed	923	-						$ -
782	A_6100170-Hardware Maint/Svcs	Outside Services Employed	923	-						$ -
783	A_6100190-Software Maintenance	Outside Services Employed	923	-						$ -
784	A_6700503-Ins-Crime & Fidelity	Property Insurance	924	-						$ 12,442
785	A_6700514-Ins-Property	Property Insurance	924	-						$ 400,385
786	A_6030040-EE Meals 50% Deduct	Injuries and Damages	925	-						$ -
787	A_6030080-EE Travel Lodging	Injuries and Damages	925	-						$ -
788	A_6100080-Consultants-Other	Injuries and Damages	925	-						$ -
789	A_6700500-Ins-Automobile	Injuries and Damages	925	-						$ 297,908
790	A_6700502-Ins-Brokerage Fees	Injuries and Damages	925	-						$ 73,361
791	A_6700504-Ins-Director&Officer	Injuries and Damages	925	-						$ 46,790
792	A_6700506-Ins-Excess Auto	Injuries and Damages	925	-						$ 133,952
793	A_6700507-Ins-Excess Gen Liab	Injuries and Damages	925	-						$ 4,401,924
794	A_6700508-Ins-Fiduciary	Injuries and Damages	925	-						$ 6,443
795	A_6700509-Ins-I&D Reserves	Injuries and Damages	925	-						$ -
796	A_6700516-Ins-Special Risk	Injuries and Damages	925	-						$ 1,570
797	A_6700518-Ins-Travel Accident	Injuries and Damages	925	-						$ 4,971
798	A_6700519-Ins-WC Excess	Injuries and Damages	925	-						$ 194,411
799	A_6700520-Ins-WC States	Injuries and Damages	925	-						$ 220,016
800	A_6700599-Ins-Other	Injuries and Damages	925	-						$ 124,330
801	A_6790199-Fees-Miscellaneous	Injuries and Damages	925	-						$ -
802	A_6790315-I&D Alloc to Capital	Injuries and Damages	925	-						$ -
803	A_6020000-1001/A6020000	Employee Pensions and Benefits	926	-						$ -
804	A_6020010-Ben Plan Admin Fee	Employee Pensions and Benefits	926	-						$ -
805	A_6020020-Tuition Reimbursement	Employee Pensions and Benefits	926	-						$ -
806	A_6020030-Life Insurance	Employee Pensions and Benefits	926	-						$ -
807	A_6020040-LT Care Insurance	Employee Pensions and Benefits	926	-						$ -
808	A_6020050-Medical Insur-Active	Employee Pensions and Benefits	926	-			6,908,150			$ -
809	A_6020060-Pensions	Employee Pensions and Benefits	926	-				1,799,768		$ -
810	A_6020080-PostRtFAS106-Active	Employee Pensions and Benefits	926	-				-		$ -
811	A_6020100-LT Incentive Exp	Employee Pensions and Benefits	926	-	-					$ -
812	A_6020101-Employee Def Comp	Employee Pensions and Benefits	926	-						$ -
813	A_6020110-Employee Wellness	Employee Pensions and Benefits	926	-						$ -
814	A_6020130-Emplr 401KFixed Mtch	Employee Pensions and Benefits	926	-		2,116,237				$ -
815	A_6020131-Emplr 401K-IBEW Plan	Employee Pensions and Benefits	926	-						$ -
816	A_6020140-Emplr 401KPerf Match	Employee Pensions and Benefits	926	-						$ -
817	A_6020170-LTDisability FAS112	Employee Pensions and Benefits	926	-						$ -
818	A_6020180-LTDisability Premium	Employee Pensions and Benefits	926	-						$ -

NMGC Exhibit ECB-5
Page 240 of 596

NEW MEXICO GAS COMPANY, INC.

Summary of Specifically Forecasted Items
Base Period - 12 Months Ending March 31, 2023
Future Test Year - 12 Months Ending September 30, 2025

	A	B	C	Z	AA	AB	AC	AD	AE	AF	AG
2				Linkage 1 Separately Forecasted Items							
3	Description	Inputs Name	FERC Acct	Linkage 1 Facilities Security	Linkage 1 Non-interest Revolver Adjustment	Linkage 1 Espanola Lease Expense	Linkage 1 Board of Director Costs	Linkage 1 Shared Services Expense	Linkage 1 Remove Allocated LTIP Expenses	Total Linkage 1 Period Separately Forecasted Items	
771	A_6790101-Fees-Bank	Office Supplies and Expenses	921							$ -	
772	A_6790230-Postage Ship Courier	Office Supplies and Expenses	921							$ -	
773	A_6790321-Stores Allocation	Office Supplies and Expenses	921							$ -	
774	A_6790322-Small Tools Alloc	Office Supplies and Expenses	921							$ -	
775	A_6790310-A&G Alloc to Capital	Administrative Expenses Transferred--Credit	922							$ -	
776	A_6100030-Consultants-Audit	Outside Services Employed	923							$ -	
777	A_6100060-Consultants-Legal	Outside Services Employed	923							$ -	
778	A_6100070-Consultants-Mgmt	Outside Services Employed	923							$ -	
779	A_6100080-Consultants-Other	Outside Services Employed	923							$ -	
780	A_6100100-Contractor Services	Outside Services Employed	923	$ 114,936						$ 114,936	
781	A_6100150-Printing	Outside Services Employed	923							$ -	
782	A_6100170-Hardware Maint/Svcs	Outside Services Employed	923							$ -	
783	A_6100190-Software Maintenance	Outside Services Employed	923							$ -	
784	A_6700503-Ins-Crime & Fidelity	Property Insurance	924							$ 12,442	
785	A_6700514-Ins-Property	Property Insurance	924							$ 400,385	
786	A_6030040-EE Meals 50% Deduct	Injuries and Damages	925							$ -	
787	A_6030080-EE Travel Lodging	Injuries and Damages	925							$ -	
788	A_6100080-Consultants-Other	Injuries and Damages	925							$ -	
789	A_6700500-Ins-Automobile	Injuries and Damages	925							$ 297,908	
790	A_6700502-Ins-Brokerage Fees	Injuries and Damages	925							$ 73,361	
791	A_6700504-Ins-Director&Officer	Injuries and Damages	925							$ 46,790	
792	A_6700506-Ins-Excess Auto	Injuries and Damages	925							$ 133,952	
793	A_6700507-Ins-Excess Gen Liab	Injuries and Damages	925							$ 4,401,924	
794	A_6700508-Ins-Fiduciary	Injuries and Damages	925							$ 6,443	
795	A_6700509-Ins-I&D Reserves	Injuries and Damages	925							$ -	
796	A_6700516-Ins-Special Risk	Injuries and Damages	925							$ 1,570	
797	A_6700518-Ins-Travel Accident	Injuries and Damages	925							$ 4,971	
798	A_6700519-Ins-WC Excess	Injuries and Damages	925							$ 194,411	
799	A_6700520-Ins-WC States	Injuries and Damages	925							$ 220,016	
800	A_6700599-Ins-Other	Injuries and Damages	925							$ 124,330	
801	A_6790199-Fees-Miscellaneous	Injuries and Damages	925							$ -	
802	A_6790315-I&D Alloc to Capital	Injuries and Damages	925							$ -	
803	A_6020000-1001/A6020000	Employee Pensions and Benefits	926							$ -	
804	A_6020010-Ben Plan Admin Fee	Employee Pensions and Benefits	926							$ -	
805	A_6020020-Tuition Reimbursement	Employee Pensions and Benefits	926							$ -	
806	A_6020030-Life Insurance	Employee Pensions and Benefits	926							$ -	
807	A_6020040-LT Care Insurance	Employee Pensions and Benefits	926							$ -	
808	A_6020050-Medical Insur-Active	Employee Pensions and Benefits	926							$ 6,908,150	
809	A_6020060-Pensions	Employee Pensions and Benefits	926							$ 1,799,768	
810	A_6020080-PostRtFAS106-Active	Employee Pensions and Benefits	926							$ -	
811	A_6020100-LT Incentive Exp	Employee Pensions and Benefits	926							$ -	
812	A_6020101-Employee Def Comp	Employee Pensions and Benefits	926							$ -	
813	A_6020110-Employee Wellness	Employee Pensions and Benefits	926							$ -	
814	A_6020130-Emplr 401KFixed Mtch	Employee Pensions and Benefits	926							$ 2,116,237	
815	A_6020131-Emplr 401K-IBEW Plan	Employee Pensions and Benefits	926							$ -	
816	A_6020140-Emplr 401KPerf Match	Employee Pensions and Benefits	926							$ -	
817	A_6020170-LTDisability FAS112	Employee Pensions and Benefits	926							$ -	
818	A_6020180-LTDisability Premium	Employee Pensions and Benefits	926							$ -	

NMGC Exhibit ECB-5
Page 241 of 596

NEW MEXICO GAS COMPANY, INC.

Summary of Specifically Forecasted Items
Base Period - 12 Months Ending March 31, 2023
Future Test Year - 12 Months Ending September 30, 2025

	A	B	C	AH	AI	AJ	AK	AL	AM	AN
2				Linkage 2 Separately Forecasted Items						
3	Description	Inputs Name	FERC Acct	Linkage 2 Period Labor Expense	Linkage 2 Period Incentive Compensation Expense	Linkage Period 2 Normalize 401K Match	Linkage 2 Medical and Dental Expense	Linkage 2 Pension and OPEB Expenses	Linkage 2 Transmission Integrity Program Costs	Linkage 2 Period General Insurance Costs
771	A_6790101-Fees-Bank	Office Supplies and Expenses	921	$ -						
772	A_6790230-Postage Ship Courier	Office Supplies and Expenses	921	$ -						
773	A_6790321-Stores Allocation	Office Supplies and Expenses	921	$ -						
774	A_6790322-Small Tools Alloc	Office Supplies and Expenses	921	$ -						
775	A_6790310-A&G Alloc to Capital	Administrative Expenses Transferred--Credit	922	$ -						
776	A_6100030-Consultants-Audit	Outside Services Employed	923	$ -						
777	A_6100060-Consultants-Legal	Outside Services Employed	923	$ -						
778	A_6100070-Consultants-Mgmt	Outside Services Employed	923	$ -						
779	A_6100080-Consultants-Other	Outside Services Employed	923	$ -						
780	A_6100100-Contractor Services	Outside Services Employed	923	$ -						
781	A_6100150-Printing	Outside Services Employed	923	$ -						
782	A_6100170-Hardware Maint/Svcs	Outside Services Employed	923	$ -						
783	A_6100190-Software Maintenance	Outside Services Employed	923	$ -						
784	A_6700503-Ins-Crime & Fidelity	Property Insurance	924	$ -						$ 12,779
785	A_6700514-Ins-Property	Property Insurance	924	$ -						$ 416,788
786	A_6030040-EE Meals 50% Deduct	Injuries and Damages	925	$ -						
787	A_6030080-EE Travel Lodging	Injuries and Damages	925	$ -						
788	A_6100080-Consultants-Other	Injuries and Damages	925	$ -						
789	A_6700500-Ins-Automobile	Injuries and Damages	925	$ -						$ 310,053
790	A_6700502-Ins-Brokerage Fees	Injuries and Damages	925	$ -						$ 75,172
791	A_6700504-Ins-Director&Officer	Injuries and Damages	925	$ -						$ 48,059
792	A_6700506-Ins-Excess Auto	Injuries and Damages	925	$ -						$ 139,413
793	A_6700507-Ins-Excess Gen Liab	Injuries and Damages	925	$ -						$ 4,581,387
794	A_6700508-Ins-Fiduciary	Injuries and Damages	925	$ -						$ 6,617
795	A_6700509-Ins-I&D Reserves	Injuries and Damages	925	$ -						$ -
796	A_6700516-Ins-Special Risk	Injuries and Damages	925	$ -						$ 1,612
797	A_6700518-Ins-Travel Accident	Injuries and Damages	925	$ -						$ 5,093
798	A_6700519-Ins-WC Excess	Injuries and Damages	925	$ -						$ 199,232
799	A_6700520-Ins-WC States	Injuries and Damages	925	$ -						$ 230,848
800	A_6700599-Ins-Other	Injuries and Damages	925	$ -						$ 144,889
801	A_6790199-Fees-Miscellaneous	Injuries and Damages	925	$ -						
802	A_6790315-I&D Alloc to Capital	Injuries and Damages	925	$ -						
803	A_6020000-1001/A6020000	Employee Pensions and Benefits	926	$ -						
804	A_6020010-Ben Plan Admin Fee	Employee Pensions and Benefits	926	$ -						
805	A_6020020-Tuition Reimbursement	Employee Pensions and Benefits	926	$ -						
806	A_6020030-Life Insurance	Employee Pensions and Benefits	926	$ -						
807	A_6020040-LT Care Insurance	Employee Pensions and Benefits	926	$ -						
808	A_6020050-Medical Insur-Active	Employee Pensions and Benefits	926	$ -			$ 7,217,697			
809	A_6020060-Pensions	Employee Pensions and Benefits	926	$ -				1,886,830		
810	A_6020080-PostRtFAS106-Active	Employee Pensions and Benefits	926	$ -				-		
811	A_6020100-LT Incentive Exp	Employee Pensions and Benefits	926	$ -	$ -					
812	A_6020101-Employee Def Comp	Employee Pensions and Benefits	926	$ -						
813	A_6020110-Employee Wellness	Employee Pensions and Benefits	926	$ -						
814	A_6020130-Emplr 401KFixed Mtch	Employee Pensions and Benefits	926	$ -		$ 2,152,634				
815	A_6020131-Emplr 401K-IBEW Plan	Employee Pensions and Benefits	926	$ -						
816	A_6020140-Emplr 401KPerf Match	Employee Pensions and Benefits	926	$ -						
817	A_6020170-LTDisability FAS112	Employee Pensions and Benefits	926	$ -						
818	A_6020180-LTDisability Premium	Employee Pensions and Benefits	926	$ -						

NMGC Exhibit ECB-5
Page 242 of 596

NEW MEXICO GAS COMPANY, INC.

Summary of Specifically Forecasted Items
Base Period - 12 Months Ending March 31, 2023
Future Test Year - 12 Months Ending September 30, 2025

	A	B	C	AO	AP	AQ	AR	AS	AT	AU	AV
2				Linkage 2 Separately Forecasted Items							
3	Description	Inputs Name	FERC Acct	Linkage 2 Facilities Security	Linkage 2 Non-interest Revolver Adjustment	Linkage 2 Espanola Lease Expense	Linkage 2 Board of Director Costs	Linkage 2 Shared Services Expense	Linkage 2 Remove Allocated LTIP Expenses	Total Linkage 2 Period Separately Forecasted Items	
771	A_6790101-Fees-Bank	Office Supplies and Expenses	921							$ -	
772	A_6790230-Postage Ship Courier	Office Supplies and Expenses	921							$ -	
773	A_6790321-Stores Allocation	Office Supplies and Expenses	921							$ -	
774	A_6790322-Small Tools Alloc	Office Supplies and Expenses	921							$ -	
775	A_6790310-A&G Alloc to Capital	Administrative Expenses Transferred--Credit	922							$ -	
776	A_6100030-Consultants-Audit	Outside Services Employed	923							$ -	
777	A_6100060-Consultants-Legal	Outside Services Employed	923							$ -	
778	A_6100070-Consultants-Mgmt	Outside Services Employed	923							$ -	
779	A_6100080-Consultants-Other	Outside Services Employed	923							$ -	
780	A_6100100-Contractor Services	Outside Services Employed	923	$ 172,425						$ 172,425	
781	A_6100150-Printing	Outside Services Employed	923							$ -	
782	A_6100170-Hardware Maint/Svcs	Outside Services Employed	923							$ -	
783	A_6100190-Software Maintenance	Outside Services Employed	923							$ -	
784	A_6700503-Ins-Crime & Fidelity	Property Insurance	924							$ 12,779	
785	A_6700514-Ins-Property	Property Insurance	924							$ 416,788	
786	A_6030040-EE Meals 50% Deduct	Injuries and Damages	925							$ -	
787	A_6030080-EE Travel Lodging	Injuries and Damages	925							$ -	
788	A_6100080-Consultants-Other	Injuries and Damages	925							$ -	
789	A_6700500-Ins-Automobile	Injuries and Damages	925							$ 310,053	
790	A_6700502-Ins-Brokerage Fees	Injuries and Damages	925							$ 75,172	
791	A_6700504-Ins-Director&Officer	Injuries and Damages	925							$ 48,059	
792	A_6700506-Ins-Excess Auto	Injuries and Damages	925							$ 139,413	
793	A_6700507-Ins-Excess Gen Liab	Injuries and Damages	925							$ 4,581,387	
794	A_6700508-Ins-Fiduciary	Injuries and Damages	925							$ 6,617	
795	A_6700509-Ins-I&D Reserves	Injuries and Damages	925							$ -	
796	A_6700516-Ins-Special Risk	Injuries and Damages	925							$ 1,612	
797	A_6700518-Ins-Travel Accident	Injuries and Damages	925							$ 5,093	
798	A_6700519-Ins-WC Excess	Injuries and Damages	925							$ 199,232	
799	A_6700520-Ins-WC States	Injuries and Damages	925							$ 230,848	
800	A_6700599-Ins-Other	Injuries and Damages	925							$ 144,889	
801	A_6790199-Fees-Miscellaneous	Injuries and Damages	925							$ -	
802	A_6790315-I&D Alloc to Capital	Injuries and Damages	925							$ -	
803	A_6020000-1001/A6020000	Employee Pensions and Benefits	926							$ -	
804	A_6020010-Ben Plan Admin Fee	Employee Pensions and Benefits	926							$ -	
805	A_6020020-Tuition Reimbursement	Employee Pensions and Benefits	926							$ -	
806	A_6020030-Life Insurance	Employee Pensions and Benefits	926							$ -	
807	A_6020040-LT Care Insurance	Employee Pensions and Benefits	926							$ -	
808	A_6020050-Medical Insur-Active	Employee Pensions and Benefits	926							$ 7,217,697	
809	A_6020060-Pensions	Employee Pensions and Benefits	926							$ 1,886,830	
810	A_6020080-PostRtFAS106-Active	Employee Pensions and Benefits	926							$ -	
811	A_6020100-LT Incentive Exp	Employee Pensions and Benefits	926							$ -	
812	A_6020101-Employee Def Comp	Employee Pensions and Benefits	926							$ -	
813	A_6020110-Employee Wellness	Employee Pensions and Benefits	926							$ -	
814	A_6020130-Emplr 401KFixed Mtch	Employee Pensions and Benefits	926							$ 2,152,634	
815	A_6020131-Emplr 401K-IBEW Plan	Employee Pensions and Benefits	926							$ -	
816	A_6020140-Emplr 401KPerf Match	Employee Pensions and Benefits	926							$ -	
817	A_6020170-LTDisability FAS112	Employee Pensions and Benefits	926							$ -	
818	A_6020180-LTDisability Premium	Employee Pensions and Benefits	926							$ -	

NMGC Exhibit ECB-5
Page 243 of 596

NEW MEXICO GAS COMPANY, INC.

Summary of Specifically Forecasted Items
Base Period - 12 Months Ending March 31, 2023
Future Test Year - 12 Months Ending September 30, 2025

	A	B	C	AW	AX	AY	AZ	BA	BB	BC
2				Test Period Separately Forecasted Items						
3	Description	Inputs Name	FERC Acct	Test Period Labor Expense	Test Period Incentive Compensation	Test Period Normalize 401K Match	Test Period Medical and Dental Expense	Test Period Pension and OPEB Expenses(2)	Test Period Transmission Integrity Program Costs	Test Period General Insurance Costs
771	A_6790101-Fees-Bank	Office Supplies and Expenses	921	$ -						
772	A_6790230-Postage Ship Courier	Office Supplies and Expenses	921	$ -						
773	A_6790321-Stores Allocation	Office Supplies and Expenses	921	$ -						
774	A_6790322-Small Tools Alloc	Office Supplies and Expenses	921	$ -						
775	A_6790310-A&G Alloc to Capital	Administrative Expenses Transferred--Credit	922	$ -	$ -					
776	A_6100030-Consultants-Audit	Outside Services Employed	923	$ -						
777	A_6100060-Consultants-Legal	Outside Services Employed	923	$ -						
778	A_6100070-Consultants-Mgmt	Outside Services Employed	923	$ -						
779	A_6100080-Consultants-Other	Outside Services Employed	923	$ -						
780	A_6100100-Contractor Services	Outside Services Employed	923	$ -						
781	A_6100150-Printing	Outside Services Employed	923	$ -						
782	A_6100170-Hardware Maint/Svcs	Outside Services Employed	923	$ -						
783	A_6100190-Software Maintenance	Outside Services Employed	923	$ -						
784	A_6700503-Ins-Crime & Fidelity	Property Insurance	924	$ -						$ 13,482
785	A_6700514-Ins-Property	Property Insurance	924	$ -						$ 451,195
786	A_6030040-EE Meals 50% Deduct	Injuries and Damages	925	$ -						
787	A_6030080-EE Travel Lodging	Injuries and Damages	925	$ -						
788	A_6100080-Consultants-Other	Injuries and Damages	925	$ -						
789	A_6700500-Ins-Automobile	Injuries and Damages	925	$ -						$ 332,224
790	A_6700502-Ins-Brokerage Fees	Injuries and Damages	925	$ -						$ 78,931
791	A_6700504-Ins-Director&Officer	Injuries and Damages	925	$ -						$ 50,702
792	A_6700506-Ins-Excess Auto	Injuries and Damages	925	$ -						$ 149,382
793	A_6700507-Ins-Excess Gen Liab	Injuries and Damages	925	$ -						$ 4,908,975
794	A_6700508-Ins-Fiduciary	Injuries and Damages	925	$ -						$ 6,981
795	A_6700509-Ins-I&D Reserves	Injuries and Damages	925	$ -						$ -
796	A_6700516-Ins-Special Risk	Injuries and Damages	925	$ -						$ 1,701
797	A_6700518-Ins-Travel Accident	Injuries and Damages	925	$ -						$ 5,348
798	A_6700519-Ins-WC Excess	Injuries and Damages	925	$ -						$ 209,194
799	A_6700520-Ins-WC States	Injuries and Damages	925	$ -						$ 245,741
800	A_6700599-Ins-Other	Injuries and Damages	925	$ -						$ 153,633
801	A_6790199-Fees-Miscellaneous	Injuries and Damages	925	$ -						
802	A_6790315-I&D Alloc to Capital	Injuries and Damages	925	$ -						
803	A_6020000-1001/A6020000	Employee Pensions and Benefits	926	$ -						
804	A_6020010-Ben Plan Admin Fee	Employee Pensions and Benefits	926	$ -						
805	A_6020020-Tuition Reimbursement	Employee Pensions and Benefits	926	$ -						
806	A_6020030-Life Insurance	Employee Pensions and Benefits	926	$ -						
807	A_6020040-LT Care Insurance	Employee Pensions and Benefits	926	$ -						
808	A_6020050-Medical Insur-Active	Employee Pensions and Benefits	926	$ -			$ 8,413,695			
809	A_6020060-Pensions	Employee Pensions and Benefits	926	$ -				2,014,862		
810	A_6020080-PostRtFAS106-Active	Employee Pensions and Benefits	926	$ -				-		
811	A_6020100-LT Incentive Exp	Employee Pensions and Benefits	926	$ -	$ -					
812	A_6020101-Employee Def Comp	Employee Pensions and Benefits	926	$ -						
813	A_6020110-Employee Wellness	Employee Pensions and Benefits	926	$ -						
814	A_6020130-Emplr 401KFixed Mtch	Employee Pensions and Benefits	926	$ -		$ 2,394,303				
815	A_6020131-Emplr 401K-IBEW Plan	Employee Pensions and Benefits	926	$ -						
816	A_6020140-Emplr 401KPerf Match	Employee Pensions and Benefits	926	$ -						
817	A_6020170-LTDisability FAS112	Employee Pensions and Benefits	926	$ -						
818	A_6020180-LTDisability Premium	Employee Pensions and Benefits	926	$ -						

NMGC Exhibit ECB-5
Page 244 of 596

Sponsored by NMGC Witness Erik C. Buchanan

WP 4 OM Separately Forecasted

NEW MEXICO GAS COMPANY, INC.

Summary of Specifically Forecasted Items
Base Period - 12 Months Ending March 31, 2023
Future Test Year - 12 Months Ending September 30, 2025

	A	B	C	BD	BE	BF	BG	BH	BI	BJ	BK
2				Test Period Separately Forecasted Items							
3	Description	Inputs Name	FERC Acct	Test Period Non-interest Revolver Adjustment	Adjust Espanola Lease	Future Test Year Period Facilities Security	Future Test Period Board of Director Costs	Hansen CIS Expense	Future Test Period Shared Services Expense	Future Test Year Period Remove Allocated LTIP Expenses	Total Test Period Separately Forecasted Items
771	A_6790101-Fees-Bank	Office Supplies and Expenses	921								$ -
772	A_6790230-Postage Ship Courier	Office Supplies and Expenses	921								$ -
773	A_6790321-Stores Allocation	Office Supplies and Expenses	921								$ -
774	A_6790322-Small Tools Alloc	Office Supplies and Expenses	921								$ -
775	A_6790310-A&G Alloc to Capital	Administrative Expenses Transferred--Credit	922								$ -
776	A_6100030-Consultants-Audit	Outside Services Employed	923								$ -
777	A_6100060-Consultants-Legal	Outside Services Employed	923								$ -
778	A_6100070-Consultants-Mgmt	Outside Services Employed	923								$ -
779	A_6100080-Consultants-Other	Outside Services Employed	923								$ -
780	A_6100100-Contractor Services	Outside Services Employed	923			$ 172,440					$ 172,440
781	A_6100150-Printing	Outside Services Employed	923								$ -
782	A_6100170-Hardware Maint/Svcs	Outside Services Employed	923					$ 311,000			$ 311,000
783	A_6100190-Software Maintenance	Outside Services Employed	923								$ -
784	A_6700503-Ins-Crime & Fidelity	Property Insurance	924								$ 13,482
785	A_6700514-Ins-Property	Property Insurance	924								$ 451,195
786	A_6030040-EE Meals 50% Deduct	Injuries and Damages	925								$ -
787	A_6030080-EE Travel Lodging	Injuries and Damages	925								$ -
788	A_6100080-Consultants-Other	Injuries and Damages	925								$ -
789	A_6700500-Ins-Automobile	Injuries and Damages	925								$ 332,224
790	A_6700502-Ins-Brokerage Fees	Injuries and Damages	925								$ 78,931
791	A_6700504-Ins-Director&Officer	Injuries and Damages	925								$ 50,702
792	A_6700506-Ins-Excess Auto	Injuries and Damages	925								$ 149,382
793	A_6700507-Ins-Excess Gen Liab	Injuries and Damages	925								$ 4,908,975
794	A_6700508-Ins-Fiduciary	Injuries and Damages	925								$ 6,981
795	A_6700509-Ins-I&D Reserves	Injuries and Damages	925								$ -
796	A_6700516-Ins-Special Risk	Injuries and Damages	925								$ 1,701
797	A_6700518-Ins-Travel Accident	Injuries and Damages	925								$ 5,348
798	A_6700519-Ins-WC Excess	Injuries and Damages	925								$ 209,194
799	A_6700520-Ins-WC States	Injuries and Damages	925								$ 245,741
800	A_6700599-Ins-Other	Injuries and Damages	925								$ 153,633
801	A_6790199-Fees-Miscellaneous	Injuries and Damages	925								$ -
802	A_6790315-I&D Alloc to Capital	Injuries and Damages	925								$ -
803	A_6020000-1001/A6020000	Employee Pensions and Benefits	926								$ -
804	A_6020010-Ben Plan Admin Fee	Employee Pensions and Benefits	926								$ -
805	A_6020020-Tuition Reimbursement	Employee Pensions and Benefits	926								$ -
806	A_6020030-Life Insurance	Employee Pensions and Benefits	926								$ -
807	A_6020040-LT Care Insurance	Employee Pensions and Benefits	926								$ -
808	A_6020050-Medical Insur-Active	Employee Pensions and Benefits	926								$ 8,413,695
809	A_6020060-Pensions	Employee Pensions and Benefits	926								$ 2,014,862
810	A_6020080-PostRtFAS106-Active	Employee Pensions and Benefits	926								$ -
811	A_6020100-LT Incentive Exp	Employee Pensions and Benefits	926								$ -
812	A_6020101-Employee Def Comp	Employee Pensions and Benefits	926								$ -
813	A_6020110-Employee Wellness	Employee Pensions and Benefits	926								$ -
814	A_6020130-Emplr 401KFixed Mtch	Employee Pensions and Benefits	926								$ 2,394,303
815	A_6020131-Emplr 401K-IBEW Plan	Employee Pensions and Benefits	926								$ -
816	A_6020140-Emplr 401KPerf Match	Employee Pensions and Benefits	926								$ -
817	A_6020170-LTDisability FAS112	Employee Pensions and Benefits	926								$ -
818	A_6020180-LTDisability Premium	Employee Pensions and Benefits	926								$ -

NMGC Exhibit ECB-5
Page 245 of 596

Sponsored by NMGC Witness Erik C. Buchanan

WP 4 OM Separately Forecasted

NEW MEXICO GAS COMPANY, INC.

Summary of Specifically Forecasted Items
Base Period - 12 Months Ending March 31, 2023
Future Test Year - 12 Months Ending September 30, 2025

	A	B	C	D	E	F	G	H	I	J
2										
3	Description	Inputs Name	FERC Acct	Total Company Adjusted Base Period Ending 3/31/2023		Base Labor Expense	Base Incentive Compensation Expense	Base Normalize 401K Match	Base Medical and Dental Expense	Base Pension and OPEB Expenses
819	A_6020220-Vacations (accrual)	Employee Pensions and Benefits	926	-		-				
820	A_6020230-Restoration Plan Exp	Employee Pensions and Benefits	926	72,453		-				72,453
821	A_6020240-Emplr Mtch Stk Purch	Employee Pensions and Benefits	926	47,237		-				
822	A_6020800-Benefits-Other	Employee Pensions and Benefits	926	178,956		-				
823	A_6020920-Emp Service Awards	Employee Pensions and Benefits	926	31,221		-				
824	A_6028999-Benefits Fringe Rcls	Employee Pensions and Benefits	926	4,981		-				
825	A_6790199-Fees-Miscellaneous	Employee Pensions and Benefits	926	349		-				
826	A_6790800-Other Oper-Misc	Employee Pensions and Benefits	926	(89,761)		-				
827	A_7204020-FAS106 Act NonSvc	Employee Pensions and Benefits	926	(139,950)		-				(139,950)
828	A_7204030-FAS106 Ret NonSvc	Employee Pensions and Benefits	926	(310,474)		-				(310,474)
829	A_6791000-Rate Case Expense	Regulatory Commission Expenses	928	-		-				
830	A_6710800-ST Rent-Other	Rents	931	2,648		-				
831	A_6720020-LTLease-NonOffEquip	Rents	931	135,985		-				
832	A_6720800-LTLease--Other	Rents	931	73,937		-				
833	A_6790326-Facilities Alloc	Rents	931	423,309		-				
834	**Total Administrative & General Operation Expenses**			**24,628,812**		**10,303,113**	**5,261,599**	**2,079,840**	**6,542,304**	**1,903,968**
835										
836	**Administrative & General Expenses - Maintenance:**									
837	A_6100010-Advertising	General Advertising/Misc. General Expenses	930.1	15,734		-				
838	**Total Administrative & General Maintenance Expenses**			**15,734**		**-**	**-**	**-**	**-**	**-**
839										
840	**Administrative & General Expenses - Operation:**									
841	A_6010000-1001/6010000	General Advertising/Misc. General Expenses	930.2	1,352		-				
842	A_6010110-Labor Exempt ST	General Advertising/Misc. General Expenses	930.2	308,542		308,542				
843	A_6010120-Labor Exempt OT	General Advertising/Misc. General Expenses	930.2	1,142		-				
844	A_6010130-Labor Exempt NonProd	General Advertising/Misc. General Expenses	930.2	43,180		43,180				
845	A_6010210-Labor NonExm ST	General Advertising/Misc. General Expenses	930.2	7,677		7,677				
846	A_6010220-Labor NonExm OT	General Advertising/Misc. General Expenses	930.2	273		273				
847	A_6010230-Labor NonExm NonProd	General Advertising/Misc. General Expenses	930.2	643		643				
848	A_6010910-Labor OffCycle Bonus	General Advertising/Misc. General Expenses	930.2	874		874				
849	A_6018999-Labor Exp Reclass	General Advertising/Misc. General Expenses	930.2	(302,207)		(310,288)				
850	A_6030010-EE ProfDue Subs Fees	General Advertising/Misc. General Expenses	930.2	(207)		-				
851	A_6030040-EE Meals 50% Deduct	General Advertising/Misc. General Expenses	930.2	189		-				
852	A_6030050-EE Mileage	General Advertising/Misc. General Expenses	930.2	36,000		-				
853	A_6030070-EE Training	General Advertising/Misc. General Expenses	930.2	96		-				
854	A_6030080-EE Travel Lodging	General Advertising/Misc. General Expenses	930.2	0		-				
855	A_6030091-EE Apprec and Gifts	General Advertising/Misc. General Expenses	930.2	1		-				
856	A_6030800-EE Miscellaneous	General Advertising/Misc. General Expenses	930.2	1		-				
857	A_6100060-Consultants-Legal	General Advertising/Misc. General Expenses	930.2	1,343		-				
858	A_6100070-Consultants-Mgmt	General Advertising/Misc. General Expenses	930.2	1,005		-				
859	A_6100080-Consultants-Other	General Advertising/Misc. General Expenses	930.2	600,293		-				
860	A_6100100-Contractor Services	General Advertising/Misc. General Expenses	930.2	39,792		-				
861	A_6100150-Printing	General Advertising/Misc. General Expenses	930.2	6,979		-				
862	A_6100190-Software Maintenance	General Advertising/Misc. General Expenses	930.2	3,374,556		-				
863	A_6108999-OutSvc Exp Reclass	General Advertising/Misc. General Expenses	930.2	35,996		-				
864	A_6400010-M&S FurnOffEquip	General Advertising/Misc. General Expenses	930.2	19,003		-				
865	A_6400020-M&S Gen Office	General Advertising/Misc. General Expenses	930.2	3,147		-				
866	A_6400100-M&S OS Purchases	General Advertising/Misc. General Expenses	930.2	5,590		-				

NMGC Exhibit ECB-5
Page 246 of 596

NEW MEXICO GAS COMPANY, INC.

Summary of Specifically Forecasted Items
Base Period - 12 Months Ending March 31, 2023
Future Test Year - 12 Months Ending September 30, 2025

	A	B	C	K	L	M	N	O	P	Q	R
2				Adjusted Base Period Separately Forecasted Items to Carry Forward, without separate escalation				Adjusted Base Period Separately Forecasted Items to Carry Forward, without separate escalation			
3	Description	Inputs Name	FERC Acct	Transmission Integrity Program Costs	General Insurance Costs	Non-interest Revolver Adjustment	Espanola Lease Expense	Board of Director Costs	Shared Services Expense	Adjusted Base Period Separately Forecasted Items to Carry Forward	
819	A_6020220-Vacations (accrual)	Employee Pensions and Benefits	926		-					-	
820	A_6020230-Restoration Plan Exp	Employee Pensions and Benefits	926		-					72,453	
821	A_6020240-Emplr Mtch Stk Purch	Employee Pensions and Benefits	926		-					-	
822	A_6020800-Benefits-Other	Employee Pensions and Benefits	926		-					-	
823	A_6020920-Emp Service Awards	Employee Pensions and Benefits	926		-					-	
824	A_6028999-Benefits Fringe Rcls	Employee Pensions and Benefits	926		-					-	
825	A_6790199-Fees-Miscellaneous	Employee Pensions and Benefits	926		-					-	
826	A_6790800-Other Oper-Misc	Employee Pensions and Benefits	926		-					-	
827	A_7204020-FAS106 Act NonSvc	Employee Pensions and Benefits	926		-					(139,950)	
828	A_7204030-FAS106 Ret NonSvc	Employee Pensions and Benefits	926		-					(310,474)	
829	A_6791000-Rate Case Expense	Regulatory Commission Expenses	928		-					-	
830	A_6710800-ST Rent-Other	Rents	931		-					-	
831	A_6720020-LTLease-NonOffEquip	Rents	931		-					-	
832	A_6720800-LTLease--Other	Rents	931		-					-	
833	A_6790326-Facilities Alloc	Rents	931		-					-	
834	**Total Administrative & General Operation Expenses**			-	**5,750,884**	-	-	-	-	**31,841,708**	
835											
836	**Administrative & General Expenses - Maintenance:**										
837	A_6100010-Advertising	General Advertising/Misc. General Expenses	930.1							-	
838	**Total Administrative & General Maintenance Expenses**			-	-	-	-	-	-	-	
839											
840	**Administrative & General Expenses - Operation:**										
841	A_6010000-1001/6010000	General Advertising/Misc. General Expenses	930.2							-	
842	A_6010110-Labor Exempt ST	General Advertising/Misc. General Expenses	930.2							308,542	
843	A_6010120-Labor Exempt OT	General Advertising/Misc. General Expenses	930.2							-	
844	A_6010130-Labor Exempt NonProd	General Advertising/Misc. General Expenses	930.2							43,180	
845	A_6010210-Labor NonExm ST	General Advertising/Misc. General Expenses	930.2							7,677	
846	A_6010220-Labor NonExm OT	General Advertising/Misc. General Expenses	930.2							273	
847	A_6010230-Labor NonExm NonProd	General Advertising/Misc. General Expenses	930.2							643	
848	A_6010910-Labor OffCycle Bonus	General Advertising/Misc. General Expenses	930.2							874	
849	A_6018999-Labor Exp Reclass	General Advertising/Misc. General Expenses	930.2							(310,288)	
850	A_6030010-EE ProfDue Subs Fees	General Advertising/Misc. General Expenses	930.2							-	
851	A_6030040-EE Meals 50% Deduct	General Advertising/Misc. General Expenses	930.2							-	
852	A_6030050-EE Mileage	General Advertising/Misc. General Expenses	930.2							-	
853	A_6030070-EE Training	General Advertising/Misc. General Expenses	930.2							-	
854	A_6030080-EE Travel Lodging	General Advertising/Misc. General Expenses	930.2							-	
855	A_6030091-EE Apprec and Gifts	General Advertising/Misc. General Expenses	930.2							-	
856	A_6030800-EE Miscellaneous	General Advertising/Misc. General Expenses	930.2							-	
857	A_6100060-Consultants-Legal	General Advertising/Misc. General Expenses	930.2							-	
858	A_6100070-Consultants-Mgmt	General Advertising/Misc. General Expenses	930.2							-	
859	A_6100080-Consultants-Other	General Advertising/Misc. General Expenses	930.2							-	
860	A_6100100-Contractor Services	General Advertising/Misc. General Expenses	930.2							-	
861	A_6100150-Printing	General Advertising/Misc. General Expenses	930.2							-	
862	A_6100190-Software Maintenance	General Advertising/Misc. General Expenses	930.2							-	
863	A_6108999-OutSvc Exp Reclass	General Advertising/Misc. General Expenses	930.2							-	
864	A_6400010-M&S FurnOffEquip	General Advertising/Misc. General Expenses	930.2							-	
865	A_6400020-M&S Gen Office	General Advertising/Misc. General Expenses	930.2							-	
866	A_6400100-M&S OS Purchases	General Advertising/Misc. General Expenses	930.2							-	

NMGC Exhibit ECB-5
Page 247 of 596

NEW MEXICO GAS COMPANY, INC.

Summary of Specifically Forecasted Items
Base Period - 12 Months Ending March 31, 2023
Future Test Year - 12 Months Ending September 30, 2025

	A	B	C	S	T	U	V	W	X	Y
2				Linkage 1 Separately Forecasted Items						
3	Description	Inputs Name	FERC Acct	Linkage Period 1 Labor Expense	Linkage Period 1 Incentive Compensation Expense	Linkage Period 1 Normalize 401K Match	Linkage 1 Medical and Dental Expense	Linkage 1 Pension and OPEB Expenses	Linkage 1 Transmission Integrity Program Costs	Linkage 1 General Insurance Costs
819	A_6020220-Vacations (accrual)	Employee Pensions and Benefits	926	-						$ -
820	A_6020230-Restoration Plan Exp	Employee Pensions and Benefits	926	-				44,718		$ -
821	A_6020240-Emplr Mtch Stk Purch	Employee Pensions and Benefits	926	-						$ -
822	A_6020800-Benefits-Other	Employee Pensions and Benefits	926	-						$ -
823	A_6020920-Emp Service Awards	Employee Pensions and Benefits	926	-						$ -
824	A_6028999-Benefits Fringe Rcls	Employee Pensions and Benefits	926	-						$ -
825	A_6790199-Fees-Miscellaneous	Employee Pensions and Benefits	926	-						$ -
826	A_6790800-Other Oper-Misc	Employee Pensions and Benefits	926	-						$ -
827	A_7204020-FAS106 Act NonSvc	Employee Pensions and Benefits	926	-				-		$ -
828	A_7204030-FAS106 Ret NonSvc	Employee Pensions and Benefits	926	-				(824,996)		$ -
829	A_6791000-Rate Case Expense	Regulatory Commission Expenses	928	-						$ -
830	A_6710800-ST Rent-Other	Rents	931	-						$ -
831	A_6720020-LTLease-NonOffEquip	Rents	931	-						$ -
832	A_6720800-LTLease--Other	Rents	931	-						$ -
833	A_6790326-Facilities Alloc	Rents	931	-						$ -
834	**Total Administrative & General Operation Expenses**			**10,483,417**	**5,668,106**	**2,116,237**	**6,908,150**	**1,019,489**	**-**	**5,918,501**
835										
836	**Administrative & General Expenses - Maintenance:**									
837	A_6100010-Advertising	General Advertising/Misc. General Expenses	930.1	-						
838	**Total Administrative & General Maintenance Expenses**			-	-	-	-	-	-	-
839										
840	**Administrative & General Expenses - Operation:**									
841	A_6010000-1001/6010000	General Advertising/Misc. General Expenses	930.2	-						
842	A_6010110-Labor Exempt ST	General Advertising/Misc. General Expenses	930.2	313,942						
843	A_6010120-Labor Exempt OT	General Advertising/Misc. General Expenses	930.2	-						
844	A_6010130-Labor Exempt NonProd	General Advertising/Misc. General Expenses	930.2	43,935						
845	A_6010210-Labor NonExm ST	General Advertising/Misc. General Expenses	930.2	7,812						
846	A_6010220-Labor NonExm OT	General Advertising/Misc. General Expenses	930.2	278						
847	A_6010230-Labor NonExm NonProd	General Advertising/Misc. General Expenses	930.2	654						
848	A_6010910-Labor OffCycle Bonus	General Advertising/Misc. General Expenses	930.2	889						
849	A_6018999-Labor Exp Reclass	General Advertising/Misc. General Expenses	930.2	(315,718)						
850	A_6030010-EE ProfDue Subs Fees	General Advertising/Misc. General Expenses	930.2	-						
851	A_6030040-EE Meals 50% Deduct	General Advertising/Misc. General Expenses	930.2	-						
852	A_6030050-EE Mileage	General Advertising/Misc. General Expenses	930.2	-						
853	A_6030070-EE Training	General Advertising/Misc. General Expenses	930.2	-						
854	A_6030080-EE Travel Lodging	General Advertising/Misc. General Expenses	930.2	-						
855	A_6030091-EE Apprec and Gifts	General Advertising/Misc. General Expenses	930.2	-						
856	A_6030800-EE Miscellaneous	General Advertising/Misc. General Expenses	930.2	-						
857	A_6100060-Consultants-Legal	General Advertising/Misc. General Expenses	930.2	-						
858	A_6100070-Consultants-Mgmt	General Advertising/Misc. General Expenses	930.2	-						
859	A_6100080-Consultants-Other	General Advertising/Misc. General Expenses	930.2	-						
860	A_6100100-Contractor Services	General Advertising/Misc. General Expenses	930.2	-						
861	A_6100150-Printing	General Advertising/Misc. General Expenses	930.2	-						
862	A_6100190-Software Maintenance	General Advertising/Misc. General Expenses	930.2	-						
863	A_6108999-OutSvc Exp Reclass	General Advertising/Misc. General Expenses	930.2	-						
864	A_6400010-M&S FurnOffEquip	General Advertising/Misc. General Expenses	930.2	-						
865	A_6400020-M&S Gen Office	General Advertising/Misc. General Expenses	930.2	-						
866	A_6400100-M&S OS Purchases	General Advertising/Misc. General Expenses	930.2	-						

NMGC Exhibit ECB-5
Page 248 of 596

NEW MEXICO GAS COMPANY, INC.

Summary of Specifically Forecasted Items
Base Period - 12 Months Ending March 31, 2023
Future Test Year - 12 Months Ending September 30, 2025

	A	B	C	Z	AA	AB	AC	AD	AE	AF	AG
2				Linkage 1 Separately Forecasted Items							
3	Description	Inputs Name	FERC Acct	Linkage 1 Facilities Security	Linkage 1 Non-interest Revolver Adjustment	Linkage 1 Espanola Lease Expense	Linkage 1 Board of Director Costs	Linkage 1 Shared Services Expense	Linkage 1 Remove Allocated LTIP Expenses	Total Linkage 1 Period Separately Forecasted Items	
819	A_6020220-Vacations (accrual)	Employee Pensions and Benefits	926							$ -	
820	A_6020230-Restoration Plan Exp	Employee Pensions and Benefits	926							$ 44,718	
821	A_6020240-Emplr Mtch Stk Purch	Employee Pensions and Benefits	926							$ -	
822	A_6020800-Benefits-Other	Employee Pensions and Benefits	926							$ -	
823	A_6020920-Emp Service Awards	Employee Pensions and Benefits	926							$ -	
824	A_6028999-Benefits Fringe Rcls	Employee Pensions and Benefits	926							$ -	
825	A_6790199-Fees-Miscellaneous	Employee Pensions and Benefits	926							$ -	
826	A_6790800-Other Oper-Misc	Employee Pensions and Benefits	926							$ -	
827	A_7204020-FAS106 Act NonSvc	Employee Pensions and Benefits	926							$ -	
828	A_7204030-FAS106 Ret NonSvc	Employee Pensions and Benefits	926							$ (824,996)	
829	A_6791000-Rate Case Expense	Regulatory Commission Expenses	928							$ -	
830	A_6710800-ST Rent-Other	Rents	931							$ -	
831	A_6720020-LTLease-NonOffEquip	Rents	931							$ -	
832	A_6720800-LTLease--Other	Rents	931							$ -	
833	A_6790326-Facilities Alloc	Rents	931							$ -	
834	**Total Administrative & General Operation Expenses**			**114,936**	-	-	-	-	-	**32,228,837**	
835											
836	**Administrative & General Expenses - Maintenance:**										
837	A_6100010-Advertising	General Advertising/Misc. General Expenses	930.1							$ -	
838	**Total Administrative & General Maintenance Expenses**			-	-	-	-	-	-	-	
839											
840	**Administrative & General Expenses - Operation:**										
841	A_6010000-1001/6010000	General Advertising/Misc. General Expenses	930.2							$ -	
842	A_6010110-Labor Exempt ST	General Advertising/Misc. General Expenses	930.2							$ 313,942	
843	A_6010120-Labor Exempt OT	General Advertising/Misc. General Expenses	930.2							$ -	
844	A_6010130-Labor Exempt NonProd	General Advertising/Misc. General Expenses	930.2							$ 43,935	
845	A_6010210-Labor NonExm ST	General Advertising/Misc. General Expenses	930.2							$ 7,812	
846	A_6010220-Labor NonExm OT	General Advertising/Misc. General Expenses	930.2							$ 278	
847	A_6010230-Labor NonExm NonProd	General Advertising/Misc. General Expenses	930.2							$ 654	
848	A_6010910-Labor OffCycle Bonus	General Advertising/Misc. General Expenses	930.2							$ 889	
849	A_6018999-Labor Exp Reclass	General Advertising/Misc. General Expenses	930.2							$ (315,718)	
850	A_6030010-EE ProfDue Subs Fees	General Advertising/Misc. General Expenses	930.2							$ -	
851	A_6030040-EE Meals 50% Deduct	General Advertising/Misc. General Expenses	930.2							$ -	
852	A_6030050-EE Mileage	General Advertising/Misc. General Expenses	930.2							$ -	
853	A_6030070-EE Training	General Advertising/Misc. General Expenses	930.2							$ -	
854	A_6030080-EE Travel Lodging	General Advertising/Misc. General Expenses	930.2							$ -	
855	A_6030091-EE Apprec and Gifts	General Advertising/Misc. General Expenses	930.2							$ -	
856	A_6030800-EE Miscellaneous	General Advertising/Misc. General Expenses	930.2							$ -	
857	A_6100060-Consultants-Legal	General Advertising/Misc. General Expenses	930.2							$ -	
858	A_6100070-Consultants-Mgmt	General Advertising/Misc. General Expenses	930.2							$ -	
859	A_6100080-Consultants-Other	General Advertising/Misc. General Expenses	930.2							$ -	
860	A_6100100-Contractor Services	General Advertising/Misc. General Expenses	930.2							$ -	
861	A_6100150-Printing	General Advertising/Misc. General Expenses	930.2							$ -	
862	A_6100190-Software Maintenance	General Advertising/Misc. General Expenses	930.2							$ -	
863	A_6108999-OutSvc Exp Reclass	General Advertising/Misc. General Expenses	930.2							$ -	
864	A_6400010-M&S FurnOffEquip	General Advertising/Misc. General Expenses	930.2							$ -	
865	A_6400020-M&S Gen Office	General Advertising/Misc. General Expenses	930.2							$ -	
866	A_6400100-M&S OS Purchases	General Advertising/Misc. General Expenses	930.2							$ -	

NMGC Exhibit ECB-5
Page 249 of 596

NEW MEXICO GAS COMPANY, INC.

Summary of Specifically Forecasted Items
Base Period - 12 Months Ending March 31, 2023
Future Test Year - 12 Months Ending September 30, 2025

	A	B	C	AH	AI	AJ	AK	AL	AM	AN
2				Linkage 2 Separately Forecasted Items						
3	Description	Inputs Name	FERC Acct	Linkage 2 Period Labor Expense	Linkage 2 Period Incentive Compensation Expense	Linkage Period 2 Normalize 401K Match	Linkage 2 Medical and Dental Expense	Linkage 2 Pension and OPEB Expenses	Linkage 2 Transmission Integrity Program Costs	Linkage 2 Period General Insurance Costs
819	A_6020220-Vacations (accrual)	Employee Pensions and Benefits	926	$ -						
820	A_6020230-Restoration Plan Exp	Employee Pensions and Benefits	926	$ -				45,713		
821	A_6020240-Emplr Mtch Stk Purch	Employee Pensions and Benefits	926	$ -						
822	A_6020800-Benefits-Other	Employee Pensions and Benefits	926	$ -						
823	A_6020920-Emp Service Awards	Employee Pensions and Benefits	926	$ -						
824	A_6028999-Benefits Fringe Rcls	Employee Pensions and Benefits	926	$ -						
825	A_6790199-Fees-Miscellaneous	Employee Pensions and Benefits	926	$ -						
826	A_6790800-Other Oper-Misc	Employee Pensions and Benefits	926	$ -						
827	A_7204020-FAS106 Act NonSvc	Employee Pensions and Benefits	926	$ -				-		
828	A_7204030-FAS106 Ret NonSvc	Employee Pensions and Benefits	926	$ -				(761,572)		
829	A_6791000-Rate Case Expense	Regulatory Commission Expenses	928	$ -						
830	A_6710800-ST Rent-Other	Rents	931	$ -						
831	A_6720020-LTLease-NonOffEquip	Rents	931	$ -						
832	A_6720800-LTLease--Other	Rents	931	$ -						
833	A_6790326-Facilities Alloc	Rents	931	$ -						
834	**Total Administrative & General Operation Expenses**			**10,663,722**	**5,765,592**	**2,152,634**	**7,217,697**	**1,170,971**	**-**	**6,171,945**
835										
836	**Administrative & General Expenses - Maintenance:**									
837	A_6100010-Advertising	General Advertising/Misc. General Expenses	930.1	$ -						
838	**Total Administrative & General Maintenance Expenses**			-	-	-	-	-	-	-
839										
840	**Administrative & General Expenses - Operation:**									
841	A_6010000-1001/6010000	General Advertising/Misc. General Expenses	930.2	$ -						
842	A_6010110-Labor Exempt ST	General Advertising/Misc. General Expenses	930.2	$ 319,341						
843	A_6010120-Labor Exempt OT	General Advertising/Misc. General Expenses	930.2	$ -						
844	A_6010130-Labor Exempt NonProd	General Advertising/Misc. General Expenses	930.2	$ 44,691						
845	A_6010210-Labor NonExm ST	General Advertising/Misc. General Expenses	930.2	$ 7,946						
846	A_6010220-Labor NonExm OT	General Advertising/Misc. General Expenses	930.2	$ 283						
847	A_6010230-Labor NonExm NonProd	General Advertising/Misc. General Expenses	930.2	$ 665						
848	A_6010910-Labor OffCycle Bonus	General Advertising/Misc. General Expenses	930.2	$ 905						
849	A_6018999-Labor Exp Reclass	General Advertising/Misc. General Expenses	930.2	$ (321,148)						
850	A_6030010-EE ProfDue Subs Fees	General Advertising/Misc. General Expenses	930.2	$ -						
851	A_6030040-EE Meals 50% Deduct	General Advertising/Misc. General Expenses	930.2	$ -						
852	A_6030050-EE Mileage	General Advertising/Misc. General Expenses	930.2	$ -						
853	A_6030070-EE Training	General Advertising/Misc. General Expenses	930.2	$ -						
854	A_6030080-EE Travel Lodging	General Advertising/Misc. General Expenses	930.2	$ -						
855	A_6030091-EE Apprec and Gifts	General Advertising/Misc. General Expenses	930.2	$ -						
856	A_6030800-EE Miscellaneous	General Advertising/Misc. General Expenses	930.2	$ -						
857	A_6100060-Consultants-Legal	General Advertising/Misc. General Expenses	930.2	$ -						
858	A_6100070-Consultants-Mgmt	General Advertising/Misc. General Expenses	930.2	$ -						
859	A_6100080-Consultants-Other	General Advertising/Misc. General Expenses	930.2	$ -						
860	A_6100100-Contractor Services	General Advertising/Misc. General Expenses	930.2	$ -						
861	A_6100150-Printing	General Advertising/Misc. General Expenses	930.2	$ -						
862	A_6100190-Software Maintenance	General Advertising/Misc. General Expenses	930.2	$ -						
863	A_6108999-OutSvc Exp Reclass	General Advertising/Misc. General Expenses	930.2	$ -						
864	A_6400010-M&S FurnOffEquip	General Advertising/Misc. General Expenses	930.2	$ -						
865	A_6400020-M&S Gen Office	General Advertising/Misc. General Expenses	930.2	$ -						
866	A_6400100-M&S OS Purchases	General Advertising/Misc. General Expenses	930.2	$ -						

NMGC Exhibit ECB-5
Page 250 of 596

NEW MEXICO GAS COMPANY, INC.

Summary of Specifically Forecasted Items
Base Period - 12 Months Ending March 31, 2023
Future Test Year - 12 Months Ending September 30, 2025

	A	B	C	AO	AP	AQ	AR	AS	AT	AU	AV
2				Linkage 2 Separately Forecasted Items							
3	Description	Inputs Name	FERC Acct	Linkage 2 Facilities Security	Linkage 2 Non-interest Revolver Adjustment	Linkage 2 Espanola Lease Expense	Linkage 2 Board of Director Costs	Linkage 2 Shared Services Expense	Linkage 2 Remove Allocated LTIP Expenses	Total Linkage 2 Period Separately Forecasted Items	
819	A_6020220-Vacations (accrual)	Employee Pensions and Benefits	926							$ -	
820	A_6020230-Restoration Plan Exp	Employee Pensions and Benefits	926							$ 45,713	
821	A_6020240-Emplr Mtch Stk Purch	Employee Pensions and Benefits	926							$ -	
822	A_6020800-Benefits-Other	Employee Pensions and Benefits	926							$ -	
823	A_6020920-Emp Service Awards	Employee Pensions and Benefits	926							$ -	
824	A_6028999-Benefits Fringe Rcls	Employee Pensions and Benefits	926							$ -	
825	A_6790199-Fees-Miscellaneous	Employee Pensions and Benefits	926							$ -	
826	A_6790800-Other Oper-Misc	Employee Pensions and Benefits	926							$ -	
827	A_7204020-FAS106 Act NonSvc	Employee Pensions and Benefits	926							$ -	
828	A_7204030-FAS106 Ret NonSvc	Employee Pensions and Benefits	926							$ (761,572)	
829	A_6791000-Rate Case Expense	Regulatory Commission Expenses	928							$ -	
830	A_6710800-ST Rent-Other	Rents	931							$ -	
831	A_6720020-LTLease-NonOffEquip	Rents	931							$ -	
832	A_6720800-LTLease--Other	Rents	931							$ -	
833	A_6790326-Facilities Alloc	Rents	931							$ -	
834	**Total Administrative & General Operation Expenses**			**172,425**	-	-	-	-	-	**33,314,986**	
835											
836	**Administrative & General Expenses - Maintenance:**										
837	A_6100010-Advertising	General Advertising/Misc. General Expenses	930.1							$ -	
838	**Total Administrative & General Maintenance Expenses**			-	-	-	-	-	-	-	
839											
840	**Administrative & General Expenses - Operation:**										
841	A_6010000-1001/6010000	General Advertising/Misc. General Expenses	930.2							$ -	
842	A_6010110-Labor Exempt ST	General Advertising/Misc. General Expenses	930.2							$ 319,341	
843	A_6010120-Labor Exempt OT	General Advertising/Misc. General Expenses	930.2							$ -	
844	A_6010130-Labor Exempt NonProd	General Advertising/Misc. General Expenses	930.2							$ 44,691	
845	A_6010210-Labor NonExm ST	General Advertising/Misc. General Expenses	930.2							$ 7,946	
846	A_6010220-Labor NonExm OT	General Advertising/Misc. General Expenses	930.2							$ 283	
847	A_6010230-Labor NonExm NonProd	General Advertising/Misc. General Expenses	930.2							$ 665	
848	A_6010910-Labor OffCycle Bonus	General Advertising/Misc. General Expenses	930.2							$ 905	
849	A_6018999-Labor Exp Reclass	General Advertising/Misc. General Expenses	930.2							$ (321,148)	
850	A_6030010-EE ProfDue Subs Fees	General Advertising/Misc. General Expenses	930.2							$ -	
851	A_6030040-EE Meals 50% Deduct	General Advertising/Misc. General Expenses	930.2							$ -	
852	A_6030050-EE Mileage	General Advertising/Misc. General Expenses	930.2							$ -	
853	A_6030070-EE Training	General Advertising/Misc. General Expenses	930.2							$ -	
854	A_6030080-EE Travel Lodging	General Advertising/Misc. General Expenses	930.2							$ -	
855	A_6030091-EE Apprec and Gifts	General Advertising/Misc. General Expenses	930.2							$ -	
856	A_6030800-EE Miscellaneous	General Advertising/Misc. General Expenses	930.2							$ -	
857	A_6100060-Consultants-Legal	General Advertising/Misc. General Expenses	930.2							$ -	
858	A_6100070-Consultants-Mgmt	General Advertising/Misc. General Expenses	930.2							$ -	
859	A_6100080-Consultants-Other	General Advertising/Misc. General Expenses	930.2							$ -	
860	A_6100100-Contractor Services	General Advertising/Misc. General Expenses	930.2							$ -	
861	A_6100150-Printing	General Advertising/Misc. General Expenses	930.2							$ -	
862	A_6100190-Software Maintenance	General Advertising/Misc. General Expenses	930.2							$ -	
863	A_6108999-OutSvc Exp Reclass	General Advertising/Misc. General Expenses	930.2							$ -	
864	A_6400010-M&S FurnOffEquip	General Advertising/Misc. General Expenses	930.2							$ -	
865	A_6400020-M&S Gen Office	General Advertising/Misc. General Expenses	930.2							$ -	
866	A_6400100-M&S OS Purchases	General Advertising/Misc. General Expenses	930.2							$ -	

NMGC Exhibit ECB-5
Page 251 of 596

NEW MEXICO GAS COMPANY, INC.

Summary of Specifically Forecasted Items
Base Period - 12 Months Ending March 31, 2023
Future Test Year - 12 Months Ending September 30, 2025

	A	B	C	AW	AX	AY	AZ	BA	BB	BC
2				Test Period Separately Forecasted Items						
3	Description	Inputs Name	FERC Acct	Test Period Labor Expense	Test Period Incentive Compensation	Test Period Normalize 401K Match	Test Period Medical and Dental Expense	Test Period Pension and OPEB Expenses(2)	Test Period Transmission Integrity Program Costs	Test Period General Insurance Costs
819	A_6020220-Vacations (accrual)	Employee Pensions and Benefits	926	$ -						
820	A_6020230-Restoration Plan Exp	Employee Pensions and Benefits	926	$ -				44,825		
821	A_6020240-Emplr Mtch Stk Purch	Employee Pensions and Benefits	926	$ -						
822	A_6020800-Benefits-Other	Employee Pensions and Benefits	926	$ -						
823	A_6020920-Emp Service Awards	Employee Pensions and Benefits	926	$ -						
824	A_6028999-Benefits Fringe Rcls	Employee Pensions and Benefits	926	$ -						
825	A_6790199-Fees-Miscellaneous	Employee Pensions and Benefits	926	$ -						
826	A_6790800-Other Oper-Misc	Employee Pensions and Benefits	926	$ -						
827	A_7204020-FAS106 Act NonSvc	Employee Pensions and Benefits	926	$ -				-		
828	A_7204030-FAS106 Ret NonSvc	Employee Pensions and Benefits	926	$ -				(518,739)		
829	A_6791000-Rate Case Expense	Regulatory Commission Expenses	928	$ -						
830	A_6710800-ST Rent-Other	Rents	931	$ -						
831	A_6720020-LTLease-NonOffEquip	Rents	931	$ -						
832	A_6720800-LTLease--Other	Rents	931	$ -						
833	A_6790326-Facilities Alloc	Rents	931	$ -						
834	**Total Administrative & General Operation Expenses**			**11,860,898**	**6,412,873**	**2,394,303**	**8,413,695**	**1,540,948**	**-**	**6,607,489**
835										
836	**Administrative & General Expenses - Maintenance:**									
837	A_6100010-Advertising	General Advertising/Misc. General Expenses	930.1	$ -						
838	**Total Administrative & General Maintenance Expenses**			-	-	-	-	-	-	-
839										
840	**Administrative & General Expenses - Operation:**									
841	A_6010000-1001/6010000	General Advertising/Misc. General Expenses	930.2	$ -						
842	A_6010110-Labor Exempt ST	General Advertising/Misc. General Expenses	930.2	$ 355,192						
843	A_6010120-Labor Exempt OT	General Advertising/Misc. General Expenses	930.2	$ -						
844	A_6010130-Labor Exempt NonProd	General Advertising/Misc. General Expenses	930.2	$ 49,708						
845	A_6010210-Labor NonExm ST	General Advertising/Misc. General Expenses	930.2	$ 8,838						
846	A_6010220-Labor NonExm OT	General Advertising/Misc. General Expenses	930.2	$ 314						
847	A_6010230-Labor NonExm NonProd	General Advertising/Misc. General Expenses	930.2	$ 740						
848	A_6010910-Labor OffCycle Bonus	General Advertising/Misc. General Expenses	930.2	$ 1,006						
849	A_6018999-Labor Exp Reclass	General Advertising/Misc. General Expenses	930.2	$ (357,202)						
850	A_6030010-EE ProfDue Subs Fees	General Advertising/Misc. General Expenses	930.2	$ -						
851	A_6030040-EE Meals 50% Deduct	General Advertising/Misc. General Expenses	930.2	$ -						
852	A_6030050-EE Mileage	General Advertising/Misc. General Expenses	930.2	$ -						
853	A_6030070-EE Training	General Advertising/Misc. General Expenses	930.2	$ -						
854	A_6030080-EE Travel Lodging	General Advertising/Misc. General Expenses	930.2	$ -						
855	A_6030091-EE Apprec and Gifts	General Advertising/Misc. General Expenses	930.2	$ -						
856	A_6030800-EE Miscellaneous	General Advertising/Misc. General Expenses	930.2	$ -						
857	A_6100060-Consultants-Legal	General Advertising/Misc. General Expenses	930.2	$ -						
858	A_6100070-Consultants-Mgmt	General Advertising/Misc. General Expenses	930.2	$ -						
859	A_6100080-Consultants-Other	General Advertising/Misc. General Expenses	930.2	$ -						
860	A_6100100-Contractor Services	General Advertising/Misc. General Expenses	930.2	$ -						
861	A_6100150-Printing	General Advertising/Misc. General Expenses	930.2	$ -						
862	A_6100190-Software Maintenance	General Advertising/Misc. General Expenses	930.2	$ -						
863	A_6108999-OutSvc Exp Reclass	General Advertising/Misc. General Expenses	930.2	$ -						
864	A_6400010-M&S FurnOffEquip	General Advertising/Misc. General Expenses	930.2	$ -						
865	A_6400020-M&S Gen Office	General Advertising/Misc. General Expenses	930.2	$ -						
866	A_6400100-M&S OS Purchases	General Advertising/Misc. General Expenses	930.2	$ -						

NMGC Exhibit ECB-5
Page 252 of 596

NEW MEXICO GAS COMPANY, INC.

Summary of Specifically Forecasted Items
Base Period - 12 Months Ending March 31, 2023
Future Test Year - 12 Months Ending September 30, 2025

	A	B	C	BD	BE	BF	BG	BH	BI	BJ	BK
2				Test Period Separately Forecasted Items							
3	Description	Inputs Name	FERC Acct	Test Period Non-interest Revolver Adjustment	Adjust Espanola Lease	Future Test Year Period Facilities Security	Future Test Period Board of Director Costs	Hansen CIS Expense	Future Test Period Shared Services Expense	Future Test Year Period Remove Allocated LTIP Expenses	Total Test Period Separately Forecasted Items
819	A_6020220-Vacations (accrual)	Employee Pensions and Benefits	926								$ -
820	A_6020230-Restoration Plan Exp	Employee Pensions and Benefits	926								$ 44,825
821	A_6020240-Emplr Mtch Stk Purch	Employee Pensions and Benefits	926								$ -
822	A_6020800-Benefits-Other	Employee Pensions and Benefits	926								$ -
823	A_6020920-Emp Service Awards	Employee Pensions and Benefits	926								$ -
824	A_6028999-Benefits Fringe Rcls	Employee Pensions and Benefits	926								$ -
825	A_6790199-Fees-Miscellaneous	Employee Pensions and Benefits	926								$ -
826	A_6790800-Other Oper-Misc	Employee Pensions and Benefits	926								$ -
827	A_7204020-FAS106 Act NonSvc	Employee Pensions and Benefits	926								$ -
828	A_7204030-FAS106 Ret NonSvc	Employee Pensions and Benefits	926								$ (518,739)
829	A_6791000-Rate Case Expense	Regulatory Commission Expenses	928								$ -
830	A_6710800-ST Rent-Other	Rents	931								$ -
831	A_6720020-LTLease-NonOffEquip	Rents	931								$ -
832	A_6720800-LTLease--Other	Rents	931								$ -
833	A_6790326-Facilities Alloc	Rents	931								$ -
834	**Total Administrative & General Operation Expenses**			-	-	172,440	-	311,000	-	-	37,713,647
835											
836	**Administrative & General Expenses - Maintenance:**										
837	A_6100010-Advertising	General Advertising/Misc. General Expenses	930.1								$ -
838	**Total Administrative & General Maintenance Expenses**			-	-	-	-	-	-	-	-
839											
840	**Administrative & General Expenses - Operation:**										
841	A_6010000-1001/6010000	General Advertising/Misc. General Expenses	930.2								$ -
842	A_6010110-Labor Exempt ST	General Advertising/Misc. General Expenses	930.2								$ 355,192
843	A_6010120-Labor Exempt OT	General Advertising/Misc. General Expenses	930.2								$ -
844	A_6010130-Labor Exempt NonProd	General Advertising/Misc. General Expenses	930.2								$ 49,708
845	A_6010210-Labor NonExm ST	General Advertising/Misc. General Expenses	930.2								$ 8,838
846	A_6010220-Labor NonExm OT	General Advertising/Misc. General Expenses	930.2								$ 314
847	A_6010230-Labor NonExm NonProd	General Advertising/Misc. General Expenses	930.2								$ 740
848	A_6010910-Labor OffCycle Bonus	General Advertising/Misc. General Expenses	930.2								$ 1,006
849	A_6018999-Labor Exp Reclass	General Advertising/Misc. General Expenses	930.2								$ (357,202)
850	A_6030010-EE ProfDue Subs Fees	General Advertising/Misc. General Expenses	930.2								$ -
851	A_6030040-EE Meals 50% Deduct	General Advertising/Misc. General Expenses	930.2								$ -
852	A_6030050-EE Mileage	General Advertising/Misc. General Expenses	930.2								$ -
853	A_6030070-EE Training	General Advertising/Misc. General Expenses	930.2								$ -
854	A_6030080-EE Travel Lodging	General Advertising/Misc. General Expenses	930.2								$ -
855	A_6030091-EE Apprec and Gifts	General Advertising/Misc. General Expenses	930.2								$ -
856	A_6030800-EE Miscellaneous	General Advertising/Misc. General Expenses	930.2								$ -
857	A_6100060-Consultants-Legal	General Advertising/Misc. General Expenses	930.2								$ -
858	A_6100070-Consultants-Mgmt	General Advertising/Misc. General Expenses	930.2								$ -
859	A_6100080-Consultants-Other	General Advertising/Misc. General Expenses	930.2								$ -
860	A_6100100-Contractor Services	General Advertising/Misc. General Expenses	930.2								$ -
861	A_6100150-Printing	General Advertising/Misc. General Expenses	930.2								$ -
862	A_6100190-Software Maintenance	General Advertising/Misc. General Expenses	930.2								$ -
863	A_6108999-OutSvc Exp Reclass	General Advertising/Misc. General Expenses	930.2								$ -
864	A_6400010-M&S FurnOffEquip	General Advertising/Misc. General Expenses	930.2								$ -
865	A_6400020-M&S Gen Office	General Advertising/Misc. General Expenses	930.2								$ -
866	A_6400100-M&S OS Purchases	General Advertising/Misc. General Expenses	930.2								$ -

NMGC Exhibit ECB-5
Page 253 of 596

NEW MEXICO GAS COMPANY, INC.

Summary of Specifically Forecasted Items
Base Period - 12 Months Ending March 31, 2023
Future Test Year - 12 Months Ending September 30, 2025

	A	B	C	D	E	F	G	H	I	J
2										
3	**Description**	**Inputs Name**	**FERC Acct**	**Total Company Adjusted Base Period Ending 3/31/2023**		**Base Labor Expense**	**Base Incentive Compensation Expense**	**Base Normalize 401K Match**	**Base Medical and Dental Expense**	**Base Pension and OPEB Expenses**
867	A_6700510-Ins-Longshore Comp	General Advertising/Misc. General Expenses	930.2	65		-				
868	A_6720800-LTLease--Other	General Advertising/Misc. General Expenses	930.2	984		-				
869	A_6730030-Utilities-Telecom	General Advertising/Misc. General Expenses	930.2	2,091,758		-				
870	A_6790030-Director's Expenses	General Advertising/Misc. General Expenses	930.2	463,018		-				
871	A_6790050-Defd Compensation	General Advertising/Misc. General Expenses	930.2	(115,837)		-				
872	A_6790101-Fees-Bank	General Advertising/Misc. General Expenses	930.2	133,389		-				
873	A_6790103-Fees-Registration	General Advertising/Misc. General Expenses	930.2	970		-				
874	A_6790199-Fees-Miscellaneous	General Advertising/Misc. General Expenses	930.2	0		-				
875	A_6790210-Permitting	General Advertising/Misc. General Expenses	930.2	1,642		-				
876	A_6790230-Postage Ship Courier	General Advertising/Misc. General Expenses	930.2	36,989		-				
877	A_6790321-Stores Allocation	General Advertising/Misc. General Expenses	930.2	500		-				
878	A_6790322-Small Tools Alloc	General Advertising/Misc. General Expenses	930.2	142		-				
879	A_6790704-IC Corp Services	General Advertising/Misc. General Expenses	930.2	676,878		-				
880	A_6790709-IC Asset Usage Fee	General Advertising/Misc. General Expenses	930.2	1,497,688		-				
881	A_6790800-Other Oper-Misc	General Advertising/Misc. General Expenses	930.2	84,991		-				
882	A_6798999-1001/6798999	General Advertising/Misc. General Expenses	930.2	(0)		-				
883	A_8900170-FICO Recon TOTI	General Advertising/Misc. General Expenses	930.2	27,061		-				
884	A_8903001-FICO Rec Enrg Alloc	General Advertising/Misc. General Expenses	930.2	2,505,057		-				
885	A_8903002-FICO Rec IT Alloc	General Advertising/Misc. General Expenses	930.2	4,676,769		-				
886	A_8903003-FICO Rec Telec Alloc	General Advertising/Misc. General Expenses	930.2	29,447		-				
887	A_8903005-FICO Rec HR Alloc	General Advertising/Misc. General Expenses	930.2	418,202		-				
888	A_8903007-FICO Rec Proc Alloc	General Advertising/Misc. General Expenses	930.2	74,420		-				
889	A_8903008-FICO Rec HR ER Alloc	General Advertising/Misc. General Expenses	930.2	40,129		-				
890	A_8903009-FICO Rec EM Alloc	General Advertising/Misc. General Expenses	930.2	100,242		-				
891	A_8903011-FICO Rec AP Alloc	General Advertising/Misc. General Expenses	930.2	192,654		-				
892	A_8903012-FICO Rec Claim Alloc	General Advertising/Misc. General Expenses	930.2	7,368		-				
893	**Total Administrative & General Maintenance Expenses**			**17,129,784**		**50,902**	**-**	**-**	**-**	**-**
894										
895	**Total Administrative & General Expenses**			**$ 41,774,329**		**$ 10,354,014**	**$ 5,261,599**	**$ 2,079,840**	**$ 6,542,304**	**$ 1,903,968**
896										
897	**Total Operations and Maintenance Expenses**			**$ 99,733,044**		**$ 49,706,571**	**$ 5,261,599**	**$ 2,079,840**	**$ 6,542,304**	**$ 1,903,968**
898										
899	**Notes:**									
900	(1) Rate case amortization and related balances are provided in Exhibit ECB-4, 630 Schedule I-1.1 Rate Case Expense. They have been removed from this schedule to prevent double counting.									
901	(2) The actuarial report does not separate other post-retirement benefit costs between active and inactive participants after 2022. Therefore, the amount shown reflects cost for both active and inactive participants on a combined basis in the Future Test Year period.									

NMGC Exhibit ECB-5
Page 254 of 596

NEW MEXICO GAS COMPANY, INC.

Summary of Specifically Forecasted Items
Base Period - 12 Months Ending March 31, 2023
Future Test Year - 12 Months Ending September 30, 2025

	A	B	C	K	L	M	N	O	P	Q	R
2				Adjusted Base Period Separately Forecasted Items to Carry Forward, without separate escalation				Adjusted Base Period Separately Forecasted Items to Carry Forward, without separate escalation			
3	Description	Inputs Name	FERC Acct	Transmission Integrity Program Costs	General Insurance Costs	Non-interest Revolver Adjustment	Espanola Lease Expense	Board of Director Costs	Shared Services Expense	Adjusted Base Period Separately Forecasted Items to Carry Forward	
867	A_6700510-Ins-Longshore Comp	General Advertising/Misc. General Expenses	930.2							-	
868	A_6720800-LTLease--Other	General Advertising/Misc. General Expenses	930.2							-	
869	A_6730030-Utilities-Telecom	General Advertising/Misc. General Expenses	930.2							-	
870	A_6790030-Director's Expenses	General Advertising/Misc. General Expenses	930.2					463,018		463,018	
871	A_6790050-Defd Compensation	General Advertising/Misc. General Expenses	930.2					(115,837)		(115,837)	
872	A_6790101-Fees-Bank	General Advertising/Misc. General Expenses	930.2			133,389				133,389	
873	A_6790103-Fees-Registration	General Advertising/Misc. General Expenses	930.2							-	
874	A_6790199-Fees-Miscellaneous	General Advertising/Misc. General Expenses	930.2							-	
875	A_6790210-Permitting	General Advertising/Misc. General Expenses	930.2							-	
876	A_6790230-Postage Ship Courier	General Advertising/Misc. General Expenses	930.2							-	
877	A_6790321-Stores Allocation	General Advertising/Misc. General Expenses	930.2							-	
878	A_6790322-Small Tools Alloc	General Advertising/Misc. General Expenses	930.2							-	
879	A_6790704-IC Corp Services	General Advertising/Misc. General Expenses	930.2						$ 676,878	676,878	
880	A_6790709-IC Asset Usage Fee	General Advertising/Misc. General Expenses	930.2						$ 1,497,688	1,497,688	
881	A_6790800-Other Oper-Misc	General Advertising/Misc. General Expenses	930.2							-	
882	A_6798999-1001/6798999	General Advertising/Misc. General Expenses	930.2							-	
883	A_8900170-FICO Recon TOTI	General Advertising/Misc. General Expenses	930.2						27,061	27,061	
884	A_8903001-FICO Rec Enrg Alloc	General Advertising/Misc. General Expenses	930.2						$ 2,505,057	2,505,057	
885	A_8903002-FICO Rec IT Alloc	General Advertising/Misc. General Expenses	930.2						$ 4,676,769	4,676,769	
886	A_8903003-FICO Rec Telec Alloc	General Advertising/Misc. General Expenses	930.2						$ 29,447	29,447	
887	A_8903005-FICO Rec HR Alloc	General Advertising/Misc. General Expenses	930.2						$ 418,202	418,202	
888	A_8903007-FICO Rec Proc Alloc	General Advertising/Misc. General Expenses	930.2						$ 74,420	74,420	
889	A_8903008-FICO Rec HR ER Alloc	General Advertising/Misc. General Expenses	930.2						$ 40,129	40,129	
890	A_8903009-FICO Rec EM Alloc	General Advertising/Misc. General Expenses	930.2						$ 100,242	100,242	
891	A_8903011-FICO Rec AP Alloc	General Advertising/Misc. General Expenses	930.2						$ 192,654	192,654	
892	A_8903012-FICO Rec Claim Alloc	General Advertising/Misc. General Expenses	930.2						$ 7,368	7,368	
893	**Total Administrative & General Maintenance Expenses**			-	-	**133,389**	-	**347,181**	**10,245,914**	**10,777,386**	
894											
895	**Total Administrative & General Expenses**			**$ -**	**$ 5,750,884**	**$ 133,389**	**$ -**	**$ 347,181**	**$ 10,245,914**	**$ 42,619,093**	
896											
897	**Total Operations and Maintenance Expenses**			**$ 1,381,445**	**$ 5,750,884**	**$ 133,389**	**$ 56,400**	**$ 347,181**	**$ 10,245,914**	**$ 83,409,495**	
898											
899	**Notes:**										
900	(1) Rate case amortization and related balances are provided in Exhibit ECB-4, 630 Schedule I-1.1 Rate Case Expense. They have been removed from this schedule to prevent double counting.										
901	(2) The actuarial report does not separate other post-retirement benefit costs between active and inactive participants after 2022. Therefore, the amount shown reflects cost for both active and inactive participants on a combined basis in the Future Test Year period.										

NMGC Exhibit ECB-5
Page 255 of 596

Sponsored by NMGC Witness Erik C. Buchanan

WP 4 OM Separately Forecasted

NEW MEXICO GAS COMPANY, INC.

Summary of Specifically Forecasted Items
Base Period - 12 Months Ending March 31, 2023
Future Test Year - 12 Months Ending September 30, 2025

	A	B	C	S	T	U	V	W	X	Y
2				Linkage 1 Separately Forecasted Items						
3	Description	Inputs Name	FERC Acct	Linkage Period 1 Labor Expense	Linkage Period 1 Incentive Compensation Expense	Linkage Period 1 Normalize 401K Match	Linkage 1 Medical and Dental Expense	Linkage 1 Pension and OPEB Expenses	Linkage 1 Transmission Integrity Program Costs	Linkage 1 General Insurance Costs
867	A_6700510-Ins-Longshore Comp	General Advertising/Misc. General Expenses	930.2	-						
868	A_6720800-LTLease--Other	General Advertising/Misc. General Expenses	930.2	-						
869	A_6730030-Utilities-Telecom	General Advertising/Misc. General Expenses	930.2	-						
870	A_6790030-Director's Expenses	General Advertising/Misc. General Expenses	930.2	-						
871	A_6790050-Defd Compensation	General Advertising/Misc. General Expenses	930.2	-						
872	A_6790101-Fees-Bank	General Advertising/Misc. General Expenses	930.2	-						
873	A_6790103-Fees-Registration	General Advertising/Misc. General Expenses	930.2	-						
874	A_6790199-Fees-Miscellaneous	General Advertising/Misc. General Expenses	930.2	-						
875	A_6790210-Permitting	General Advertising/Misc. General Expenses	930.2	-						
876	A_6790230-Postage Ship Courier	General Advertising/Misc. General Expenses	930.2	-						
877	A_6790321-Stores Allocation	General Advertising/Misc. General Expenses	930.2	-						
878	A_6790322-Small Tools Alloc	General Advertising/Misc. General Expenses	930.2	-						
879	A_6790704-IC Corp Services	General Advertising/Misc. General Expenses	930.2	-						
880	A_6790709-IC Asset Usage Fee	General Advertising/Misc. General Expenses	930.2	-						
881	A_6790800-Other Oper-Misc	General Advertising/Misc. General Expenses	930.2	-						
882	A_6798999-1001/6798999	General Advertising/Misc. General Expenses	930.2	-						
883	A_8900170-FICO Recon TOTI	General Advertising/Misc. General Expenses	930.2	-						
884	A_8903001-FICO Rec Enrg Alloc	General Advertising/Misc. General Expenses	930.2	-						
885	A_8903002-FICO Rec IT Alloc	General Advertising/Misc. General Expenses	930.2	-						
886	A_8903003-FICO Rec Telec Alloc	General Advertising/Misc. General Expenses	930.2	-						
887	A_8903005-FICO Rec HR Alloc	General Advertising/Misc. General Expenses	930.2	-						
888	A_8903007-FICO Rec Proc Alloc	General Advertising/Misc. General Expenses	930.2	-						
889	A_8903008-FICO Rec HR ER Alloc	General Advertising/Misc. General Expenses	930.2	-						
890	A_8903009-FICO Rec EM Alloc	General Advertising/Misc. General Expenses	930.2	-						
891	A_8903011-FICO Rec AP Alloc	General Advertising/Misc. General Expenses	930.2	-						
892	A_8903012-FICO Rec Claim Alloc	General Advertising/Misc. General Expenses	930.2	-						
893	**Total Administrative & General Maintenance Expenses**			**51,792**	**-**	**-**	**-**	**-**	**-**	**-**
894										
895	**Total Administrative & General Expenses**			**$ 10,535,209**	**$ 5,668,106**	**$ 2,116,237**	**$ 6,908,150**	**$ 1,019,489**	**$ -**	**$ 5,918,501**
896										
897	**Total Operations and Maintenance Expenses**			**$ 50,576,436**	**$ 5,668,106**	**$ 2,116,237**	**$ 6,908,150**	**$ 1,019,489**	**$ 2,391,698**	**$ 5,918,501**
898										
899	**Notes:**									
900	(1) Rate case amortization and related balances are provided in Exhibit ECB-4, 630 Schedule I-1.1 Rate Case Expense. They have been removed from this schedule to prevent double counting.									
901	(2) The actuarial report does not separate other post-retirement benefit costs between active and inactive participants after 2022. Therefore, the amount shown reflects cost for both active and inactive participants on a combined basis in the Future Test Year period.									

NMGC Exhibit ECB-5
Page 256 of 596

NEW MEXICO GAS COMPANY, INC.

Summary of Specifically Forecasted Items
Base Period - 12 Months Ending March 31, 2023
Future Test Year - 12 Months Ending September 30, 2025

	A	B	C	Z	AA	AB	AC	AD	AE	AF	AG
2				Linkage 1 Separately Forecasted Items							
3	Description	Inputs Name	FERC Acct	Linkage 1 Facilities Security	Linkage 1 Non-interest Revolver Adjustment	Linkage 1 Espanola Lease Expense	Linkage 1 Board of Director Costs	Linkage 1 Shared Services Expense	Linkage 1 Remove Allocated LTIP Expenses	Total Linkage 1 Period Separately Forecasted Items	
867	A_6700510-Ins-Longshore Comp	General Advertising/Misc. General Expenses	930.2							$ -	
868	A_6720800-LTLease--Other	General Advertising/Misc. General Expenses	930.2							$ -	
869	A_6730030-Utilities-Telecom	General Advertising/Misc. General Expenses	930.2							$ -	
870	A_6790030-Director's Expenses	General Advertising/Misc. General Expenses	930.2				$ 320,500			$ 320,500	
871	A_6790050-Defd Compensation	General Advertising/Misc. General Expenses	930.2				$ 137,500			$ 137,500	
872	A_6790101-Fees-Bank	General Advertising/Misc. General Expenses	930.2		$ 253,632					$ 253,632	
873	A_6790103-Fees-Registration	General Advertising/Misc. General Expenses	930.2							$ -	
874	A_6790199-Fees-Miscellaneous	General Advertising/Misc. General Expenses	930.2							$ -	
875	A_6790210-Permitting	General Advertising/Misc. General Expenses	930.2							$ -	
876	A_6790230-Postage Ship Courier	General Advertising/Misc. General Expenses	930.2							$ -	
877	A_6790321-Stores Allocation	General Advertising/Misc. General Expenses	930.2							$ -	
878	A_6790322-Small Tools Alloc	General Advertising/Misc. General Expenses	930.2							$ -	
879	A_6790704-IC Corp Services	General Advertising/Misc. General Expenses	930.2					$ 991,158		$ 991,158	
880	A_6790709-IC Asset Usage Fee	General Advertising/Misc. General Expenses	930.2					$ 1,659,550	$ (437,480)	$ 1,222,070	
881	A_6790800-Other Oper-Misc	General Advertising/Misc. General Expenses	930.2							$ -	
882	A_6798999-1001/6798999	General Advertising/Misc. General Expenses	930.2							$ -	
883	A_8900170-FICO Recon TOTI	General Advertising/Misc. General Expenses	930.2					$ -		$ -	
884	A_8903001-FICO Rec Enrg Alloc	General Advertising/Misc. General Expenses	930.2					$ 2,542,593	$ (188,000)	$ 2,354,593	
885	A_8903002-FICO Rec IT Alloc	General Advertising/Misc. General Expenses	930.2					$ 4,670,058		$ 4,670,058	
886	A_8903003-FICO Rec Telec Alloc	General Advertising/Misc. General Expenses	930.2					$ 102,984		$ 102,984	
887	A_8903005-FICO Rec HR Alloc	General Advertising/Misc. General Expenses	930.2					$ 439,664		$ 439,664	
888	A_8903007-FICO Rec Proc Alloc	General Advertising/Misc. General Expenses	930.2					$ 43,072		$ 43,072	
889	A_8903008-FICO Rec HR ER Alloc	General Advertising/Misc. General Expenses	930.2					$ 45,978		$ 45,978	
890	A_8903009-FICO Rec EM Alloc	General Advertising/Misc. General Expenses	930.2					$ 87,996		$ 87,996	
891	A_8903011-FICO Rec AP Alloc	General Advertising/Misc. General Expenses	930.2					$ 155,551		$ 155,551	
892	A_8903012-FICO Rec Claim Alloc	General Advertising/Misc. General Expenses	930.2					$ 11,232		$ 11,232	
893	**Total Administrative & General Maintenance Expenses**			**-**	**253,632**	**-**	**458,000**	**10,749,836**	**(625,480)**	**10,887,780**	
894											
895	**Total Administrative & General Expenses**			**$ 114,936**	**$ 253,632**	**$ -**	**$ 458,000**	**$ 10,749,836**	**$ (625,480)**	**$ 43,116,617**	
896											
897	**Total Operations and Maintenance Expenses**			**$ 114,936**	**$ 253,632**	**$ -**	**$ 458,000**	**$ 10,749,836**	**$ (625,480)**	**$ 85,549,541**	
898											
899	**Notes:**										
900	(1) Rate case amortization and related balances are provided in Exhibit ECB-4, 630 Schedule I-1.1 Rate Case Expense. They have been removed from this schedule to prevent double counting.										
901	(2) The actuarial report does not separate other post-retirement benefit costs between active and inactive participants after 2022. Therefore, the amount shown reflects cost for both active and inactive participants on a combined basis in the Future Test Year period.										

NMGC Exhibit ECB-5
Page 257 of 596

NEW MEXICO GAS COMPANY, INC.

Summary of Specifically Forecasted Items
Base Period - 12 Months Ending March 31, 2023
Future Test Year - 12 Months Ending September 30, 2025

	A	B	C	AH	AI	AJ	AK	AL	AM	AN
2				Linkage 2 Separately Forecasted Items						
3	Description	Inputs Name	FERC Acct	Linkage 2 Period Labor Expense	Linkage 2 Period Incentive Compensation Expense	Linkage Period 2 Normalize 401K Match	Linkage 2 Medical and Dental Expense	Linkage 2 Pension and OPEB Expenses	Linkage 2 Transmission Integrity Program Costs	Linkage 2 Period General Insurance Costs
867	A_6700510-Ins-Longshore Comp	General Advertising/Misc. General Expenses	930.2	$ -						
868	A_6720800-LTLease--Other	General Advertising/Misc. General Expenses	930.2	$ -						
869	A_6730030-Utilities-Telecom	General Advertising/Misc. General Expenses	930.2	$ -						
870	A_6790030-Director's Expenses	General Advertising/Misc. General Expenses	930.2	$ -						
871	A_6790050-Defd Compensation	General Advertising/Misc. General Expenses	930.2	$ -						
872	A_6790101-Fees-Bank	General Advertising/Misc. General Expenses	930.2	$ -						
873	A_6790103-Fees-Registration	General Advertising/Misc. General Expenses	930.2	$ -						
874	A_6790199-Fees-Miscellaneous	General Advertising/Misc. General Expenses	930.2	$ -						
875	A_6790210-Permitting	General Advertising/Misc. General Expenses	930.2	$ -						
876	A_6790230-Postage Ship Courier	General Advertising/Misc. General Expenses	930.2	$ -						
877	A_6790321-Stores Allocation	General Advertising/Misc. General Expenses	930.2	$ -						
878	A_6790322-Small Tools Alloc	General Advertising/Misc. General Expenses	930.2	$ -						
879	A_6790704-IC Corp Services	General Advertising/Misc. General Expenses	930.2	$ -						
880	A_6790709-IC Asset Usage Fee	General Advertising/Misc. General Expenses	930.2	$ -						
881	A_6790800-Other Oper-Misc	General Advertising/Misc. General Expenses	930.2	$ -						
882	A_6798999-1001/6798999	General Advertising/Misc. General Expenses	930.2	$ -						
883	A_8900170-FICO Recon TOTI	General Advertising/Misc. General Expenses	930.2	$ -						
884	A_8903001-FICO Rec Enrg Alloc	General Advertising/Misc. General Expenses	930.2	$ -						
885	A_8903002-FICO Rec IT Alloc	General Advertising/Misc. General Expenses	930.2	$ -						
886	A_8903003-FICO Rec Telec Alloc	General Advertising/Misc. General Expenses	930.2	$ -						
887	A_8903005-FICO Rec HR Alloc	General Advertising/Misc. General Expenses	930.2	$ -						
888	A_8903007-FICO Rec Proc Alloc	General Advertising/Misc. General Expenses	930.2	$ -						
889	A_8903008-FICO Rec HR ER Alloc	General Advertising/Misc. General Expenses	930.2	$ -						
890	A_8903009-FICO Rec EM Alloc	General Advertising/Misc. General Expenses	930.2	$ -						
891	A_8903011-FICO Rec AP Alloc	General Advertising/Misc. General Expenses	930.2	$ -						
892	A_8903012-FICO Rec Claim Alloc	General Advertising/Misc. General Expenses	930.2	$ -						
893	**Total Administrative & General Maintenance Expenses**			**52,683**	-	-	-	-	-	-
894										
895	**Total Administrative & General Expenses**			**$ 10,716,405**	**$ 5,765,592**	**$ 2,152,634**	**$ 7,217,697**	**$ 1,170,971**	**$ -**	**$ 6,171,945**
896										
897	**Total Operations and Maintenance Expenses**			**$ 51,446,301**	**$ 5,765,592**	**$ 2,152,634**	**$ 7,217,697**	**$ 1,170,971**	**$ 2,031,520**	**$ 6,171,945**
898										
899	**Notes:**									
900	(1) Rate case amortization and related balances are provided in Exhibit ECB-4, 630 Schedule I-1.1 Rate Case Expense. They have been removed from this schedule to prevent double counting.									
901	(2) The actuarial report does not separate other post-retirement benefit costs between active and inactive participants after 2022. Therefore, the amount shown reflects cost for both active and inactive participants on a combined basis in the Future Test Year period.									

NMGC Exhibit ECB-5
Page 258 of 596

NEW MEXICO GAS COMPANY, INC.

Summary of Specifically Forecasted Items
Base Period - 12 Months Ending March 31, 2023
Future Test Year - 12 Months Ending September 30, 2025

	A	B	C	AO	AP	AQ	AR	AS	AT	AU	AV
2				Linkage 2 Separately Forecasted Items							
3	Description	Inputs Name	FERC Acct	Linkage 2 Facilities Security	Linkage 2 Non-interest Revolver Adjustment	Linkage 2 Espanola Lease Expense	Linkage 2 Board of Director Costs	Linkage 2 Shared Services Expense	Linkage 2 Remove Allocated LTIP Expenses	Total Linkage 2 Period Separately Forecasted Items	
867	A_6700510-Ins-Longshore Comp	General Advertising/Misc. General Expenses	930.2							$ -	
868	A_6720800-LTLease--Other	General Advertising/Misc. General Expenses	930.2							$ -	
869	A_6730030-Utilities-Telecom	General Advertising/Misc. General Expenses	930.2							$ -	
870	A_6790030-Director's Expenses	General Advertising/Misc. General Expenses	930.2				$ 320,500			$ 320,500	
871	A_6790050-Defd Compensation	General Advertising/Misc. General Expenses	930.2				$ 137,500			$ 137,500	
872	A_6790101-Fees-Bank	General Advertising/Misc. General Expenses	930.2		$ 253,632					$ 253,632	
873	A_6790103-Fees-Registration	General Advertising/Misc. General Expenses	930.2							$ -	
874	A_6790199-Fees-Miscellaneous	General Advertising/Misc. General Expenses	930.2							$ -	
875	A_6790210-Permitting	General Advertising/Misc. General Expenses	930.2							$ -	
876	A_6790230-Postage Ship Courier	General Advertising/Misc. General Expenses	930.2							$ -	
877	A_6790321-Stores Allocation	General Advertising/Misc. General Expenses	930.2							$ -	
878	A_6790322-Small Tools Alloc	General Advertising/Misc. General Expenses	930.2							$ -	
879	A_6790704-IC Corp Services	General Advertising/Misc. General Expenses	930.2					$ 1,551,499	$ (437,480)	$ 1,114,019	
880	A_6790709-IC Asset Usage Fee	General Advertising/Misc. General Expenses	930.2					$ 1,659,550		$ 1,659,550	
881	A_6790800-Other Oper-Misc	General Advertising/Misc. General Expenses	930.2							$ -	
882	A_6798999-1001/6798999	General Advertising/Misc. General Expenses	930.2							$ -	
883	A_8900170-FICO Recon TOTI	General Advertising/Misc. General Expenses	930.2					$ -		$ -	
884	A_8903001-FICO Rec Enrg Alloc	General Advertising/Misc. General Expenses	930.2					$ 2,365,451	$ (188,000)	$ 2,177,451	
885	A_8903002-FICO Rec IT Alloc	General Advertising/Misc. General Expenses	930.2					$ 4,616,573		$ 4,616,573	
886	A_8903003-FICO Rec Telec Alloc	General Advertising/Misc. General Expenses	930.2					$ 308,952		$ 308,952	
887	A_8903005-FICO Rec HR Alloc	General Advertising/Misc. General Expenses	930.2					$ 369,350		$ 369,350	
888	A_8903007-FICO Rec Proc Alloc	General Advertising/Misc. General Expenses	930.2					$ 47,028		$ 47,028	
889	A_8903008-FICO Rec HR ER Alloc	General Advertising/Misc. General Expenses	930.2					$ 78,253		$ 78,253	
890	A_8903009-FICO Rec EM Alloc	General Advertising/Misc. General Expenses	930.2					$ 39,332		$ 39,332	
891	A_8903011-FICO Rec AP Alloc	General Advertising/Misc. General Expenses	930.2					$ 169,418		$ 169,418	
892	A_8903012-FICO Rec Claim Alloc	General Advertising/Misc. General Expenses	930.2					$ 11,100		$ 11,100	
893	**Total Administrative & General Maintenance Expenses**			**-**	**253,632**	**-**	**458,000**	**11,216,506**	**(625,480)**	**11,355,341**	
894											
895	**Total Administrative & General Expenses**			**$ 172,425**	**$ 253,632**	**$ -**	**$ 458,000**	**$ 11,216,506**	**$ (625,480)**	**$ 44,670,327**	
896											
897	**Total Operations and Maintenance Expenses**			**$ 172,425**	**$ 253,632**	**$ (9,400)**	**$ 458,000**	**$ 11,216,506**	**$ (625,480)**	**$ 87,422,343**	
898											
899	**Notes:**										
900	(1) Rate case amortization and related balances are provided in Exhibit ECB-4, 630 Schedule I-1.1 Rate Case Expense. They have been removed from this schedule to prevent double counting.										
901	(2) The actuarial report does not separate other post-retirement benefit costs between active and inactive participants after 2022. Therefore, the amount shown reflects cost for both active and inactive participants on a combined basis in the Future Test Year period.										

NMGC Exhibit ECB-5
Page 259 of 596

NEW MEXICO GAS COMPANY, INC.

Summary of Specifically Forecasted Items
Base Period - 12 Months Ending March 31, 2023
Future Test Year - 12 Months Ending September 30, 2025

	A	B	C	AW	AX	AY	AZ	BA	BB	BC
2				Test Period Separately Forecasted Items						
3	Description	Inputs Name	FERC Acct	Test Period Labor Expense	Test Period Incentive Compensation	Test Period Normalize 401K Match	Test Period Medical and Dental Expense	Test Period Pension and OPEB Expenses(2)	Test Period Transmission Integrity Program Costs	Test Period General Insurance Costs
867	A_6700510-Ins-Longshore Comp	General Advertising/Misc. General Expenses	930.2	$ -						
868	A_6720800-LTLease--Other	General Advertising/Misc. General Expenses	930.2	$ -						
869	A_6730030-Utilities-Telecom	General Advertising/Misc. General Expenses	930.2	$ -						
870	A_6790030-Director's Expenses	General Advertising/Misc. General Expenses	930.2	$ -						
871	A_6790050-Defd Compensation	General Advertising/Misc. General Expenses	930.2	$ -						
872	A_6790101-Fees-Bank	General Advertising/Misc. General Expenses	930.2	$ -						
873	A_6790103-Fees-Registration	General Advertising/Misc. General Expenses	930.2	$ -						
874	A_6790199-Fees-Miscellaneous	General Advertising/Misc. General Expenses	930.2	$ -						
875	A_6790210-Permitting	General Advertising/Misc. General Expenses	930.2	$ -						
876	A_6790230-Postage Ship Courier	General Advertising/Misc. General Expenses	930.2	$ -						
877	A_6790321-Stores Allocation	General Advertising/Misc. General Expenses	930.2	$ -						
878	A_6790322-Small Tools Alloc	General Advertising/Misc. General Expenses	930.2	$ -						
879	A_6790704-IC Corp Services	General Advertising/Misc. General Expenses	930.2	$ -						
880	A_6790709-IC Asset Usage Fee	General Advertising/Misc. General Expenses	930.2	$ -						
881	A_6790800-Other Oper-Misc	General Advertising/Misc. General Expenses	930.2	$ -						
882	A_6798999-1001/6798999	General Advertising/Misc. General Expenses	930.2	$ -						
883	A_8900170-FICO Recon TOTI	General Advertising/Misc. General Expenses	930.2	$ -						
884	A_8903001-FICO Rec Enrg Alloc	General Advertising/Misc. General Expenses	930.2	$ -						
885	A_8903002-FICO Rec IT Alloc	General Advertising/Misc. General Expenses	930.2	$ -						
886	A_8903003-FICO Rec Telec Alloc	General Advertising/Misc. General Expenses	930.2	$ -						
887	A_8903005-FICO Rec HR Alloc	General Advertising/Misc. General Expenses	930.2	$ -						
888	A_8903007-FICO Rec Proc Alloc	General Advertising/Misc. General Expenses	930.2	$ -						
889	A_8903008-FICO Rec HR ER Alloc	General Advertising/Misc. General Expenses	930.2	$ -						
890	A_8903009-FICO Rec EM Alloc	General Advertising/Misc. General Expenses	930.2	$ -						
891	A_8903011-FICO Rec AP Alloc	General Advertising/Misc. General Expenses	930.2	$ -						
892	A_8903012-FICO Rec Claim Alloc	General Advertising/Misc. General Expenses	930.2	$ -						
893	**Total Administrative & General Maintenance Expenses**			**58,598**	**-**	**-**	**-**	**-**	**-**	**-**
894										
895	**Total Administrative & General Expenses**			**$ 11,919,495**	**$ 6,412,873**	**$ 2,394,303**	**$ 8,413,695**	**$ 1,540,948**	**$ -**	**$ 6,607,489**
896										
897	**Total Operations and Maintenance Expenses**			**$ 57,221,985**	**$ 6,412,873**	**$ 2,394,303**	**$ 8,413,695**	**$ 1,540,948**	**$ 2,588,115**	**$ 6,607,489**
898										
899	**Notes:**									
900	(1) Rate case amortization and related balances are provided in Exhibit ECB-4, 630 Schedule I-1.1 Rate Case Expense. They have been removed from this schedule to prevent double counting.									
901	(2) The actuarial report does not separate other post-retirement benefit costs between active and inactive participants after 2022. Therefore, the amount shown reflects cost for both active and inactive participants on a combined basis in the Future Test Year period.									

NMGC Exhibit ECB-5
Page 260 of 596

NEW MEXICO GAS COMPANY, INC.

Summary of Specifically Forecasted Items
Base Period - 12 Months Ending March 31, 2023
Future Test Year - 12 Months Ending September 30, 2025

	A	B	C	BD	BE	BF	BG	BH	BI	BJ	BK
2				Test Period Separately Forecasted Items							
3	Description	Inputs Name	FERC Acct	Test Period Non-interest Revolver Adjustment	Adjust Espanola Lease	Future Test Year Period Facilities Security	Future Test Period Board of Director Costs	Hansen CIS Expense	Future Test Period Shared Services Expense	Future Test Year Period Remove Allocated LTIP Expenses	Total Test Period Separately Forecasted Items
867	A_6700510-Ins-Longshore Comp	General Advertising/Misc. General Expenses	930.2								$ -
868	A_6720800-LTLease--Other	General Advertising/Misc. General Expenses	930.2								$ -
869	A_6730030-Utilities-Telecom	General Advertising/Misc. General Expenses	930.2								$ -
870	A_6790030-Director's Expenses	General Advertising/Misc. General Expenses	930.2				$ 327,192				$ 327,192
871	A_6790050-Defd Compensation	General Advertising/Misc. General Expenses	930.2				$ 137,500				$ 137,500
872	A_6790101-Fees-Bank	General Advertising/Misc. General Expenses	930.2	$ 253,632							$ 253,632
873	A_6790103-Fees-Registration	General Advertising/Misc. General Expenses	930.2								$ -
874	A_6790199-Fees-Miscellaneous	General Advertising/Misc. General Expenses	930.2								$ -
875	A_6790210-Permitting	General Advertising/Misc. General Expenses	930.2								$ -
876	A_6790230-Postage Ship Courier	General Advertising/Misc. General Expenses	930.2								$ -
877	A_6790321-Stores Allocation	General Advertising/Misc. General Expenses	930.2								$ -
878	A_6790322-Small Tools Alloc	General Advertising/Misc. General Expenses	930.2								$ -
879	A_6790704-IC Corp Services	General Advertising/Misc. General Expenses	930.2						$ 1,869,913		$ 1,869,913
880	A_6790709-IC Asset Usage Fee	General Advertising/Misc. General Expenses	930.2						$ 1,659,550	$ (454,979)	$ 1,204,571
881	A_6790800-Other Oper-Misc	General Advertising/Misc. General Expenses	930.2								$ -
882	A_6798999-1001/6798999	General Advertising/Misc. General Expenses	930.2								$ -
883	A_8900170-FICO Recon TOTI	General Advertising/Misc. General Expenses	930.2						$ -		$ -
884	A_8903001-FICO Rec Enrg Alloc	General Advertising/Misc. General Expenses	930.2						$ 2,340,916	$ (195,520)	$ 2,145,396
885	A_8903002-FICO Rec IT Alloc	General Advertising/Misc. General Expenses	930.2						$ 4,718,920		$ 4,718,920
886	A_8903003-FICO Rec Telec Alloc	General Advertising/Misc. General Expenses	930.2						$ 423,522		$ 423,522
887	A_8903005-FICO Rec HR Alloc	General Advertising/Misc. General Expenses	930.2						$ 343,592		$ 343,592
888	A_8903007-FICO Rec Proc Alloc	General Advertising/Misc. General Expenses	930.2						$ 50,385		$ 50,385
889	A_8903008-FICO Rec HR ER Alloc	General Advertising/Misc. General Expenses	930.2						$ 97,046		$ 97,046
890	A_8903009-FICO Rec EM Alloc	General Advertising/Misc. General Expenses	930.2						$ 15,422		$ 15,422
891	A_8903011-FICO Rec AP Alloc	General Advertising/Misc. General Expenses	930.2						$ 181,310		$ 181,310
892	A_8903012-FICO Rec Claim Alloc	General Advertising/Misc. General Expenses	930.2						$ 11,344		$ 11,344
893	**Total Administrative & General Maintenance Expenses**			**253,632**	**-**	**-**	**464,692**	**-**	**11,711,920**	**(650,499)**	**11,838,343**
894											
895	**Total Administrative & General Expenses**			**$ 253,632**	**$ -**	**$ 172,440**	**$ 464,692**	**$ 311,000**	**$ 11,711,920**	**$ (650,499)**	**$ 49,551,989**
896											
897	**Total Operations and Maintenance Expenses**			**$ 253,632**	**$ (56,400)**	**$ 172,440**	**$ 464,692**	**$ 311,000**	**$ 11,711,920**	**$ (650,499)**	**$ 97,386,194**
898											
899	**Notes:**										
900	(1) Rate case amortization and related balances are provided in Exhibit ECB-4, 630 Schedule I-1.1 Rate Case Expense. They have been removed from this schedule to prevent double counting.										
901	(2) The actuarial report does not separate other post-retirement benefit costs between active and inactive participants after 2022. Therefore, the amount shown reflects cost for both active and inactive participants on a combined basis in the Future Test Year period.										

NMGC Exhibit ECB-5
Page 261 of 596

NEW MEXICO GAS COMPANY, INC.

Operations and Maintenance Summary
Base Period - 12 Months Ending March 31, 2023
Future Test Year - 12 Months Ending September 30, 2025

	A	B	C	D	E	F	G	H
1			WP 2 OM, Col P	WP 2 OM, Col Q		630 Schedule H-1.2 BaseLink 1 2	630 Schedule H-1.2 BaseLink 1 2	630 Schedule H-1.3 Test Period
2	**Functional Class**	**FERC Account**	**Total Company Unadjusted Base Period Ending 3/31/2023**	**Base Period Adjustments**	**Adjusted Base Period**	**Linkage 1 Ending 3/31/2024**	**Linkage 2 Ending 9/30/2024**	**Future Test Year Ending 9/30/2025**
3					E = C + D			
4	Fuel Related Expenses							
5	Natural Gas Wellhead Purchases	800	$ -	$ -	$ -	$ -	$ -	$ -
6	Natural Gas Field Line Purchases	801	$ -	$ -	$ -	$ -	$ -	$ -
7	Natural Gas Gasoline Plant Outlet Purchases	802	$ 226,880,279	$ (226,880,279)	$ -	$ -	$ -	$ -
8	Natural Gas Transmission Line Purchases	803	$ 114,340,845	$ (114,340,845)	$ -	$ -	$ -	$ -
9	Natural Gas City Gate Purchases	804	$ 3,498,885	$ (3,498,885)	$ -	$ -	$ -	$ -
10	Other Gas Purchases	805.1	$ 63,567,027	$ (63,567,027)	$ -	$ -	$ -	$ -
11	Exchange Gas	806	$ (506,148)	$ 506,148	$ -	$ -	$ -	$ -
12	Gas Withdrawn From Storage - Debit	808.1	$ 7,772,166	$ (7,772,166)	$ -	$ -	$ -	$ -
13	Gas Delivered to Storage - Credit	808.2	$ (7,457,332)	$ 7,457,332	$ -	$ -	$ -	$ -
14	Gas Used for Compressor Station Fuel	810	$ (1,425,536)	$ 1,425,536	$ -	$ -	$ -	$ -
15	Gas Used For Products Extraction	811	$ -	$ -	$ -	$ -	$ -	$ -
16	Gas Used For Other Utility Operations	812	$ (18,945)	$ 18,945	$ -	$ -	$ -	$ -
17	Other Gas Supply Expenses	813	$ 1,293,245	$ 120,111	$ 1,413,356	$ 1,444,348	$ 1,468,901	$ 1,608,585
18	Rents - Underground Storage	826	$ 4,825,333	$ (4,825,333)	$ -	$ -	$ -	$ -
19								
20	**Total Fuel Related**		**$ 412,769,819**	**$ (411,356,462)**	**$ 1,413,356**	**$ 1,444,348**	**$ 1,468,901**	**$ 1,608,585**
21								
22	O&M - Non-Fuel							
23								
24	Transmission O&M							
25	Operation Supervision and Engineering	850	$ 729,312	$ 49,587	$ 778,899	$ 798,406	$ 811,867	$ 879,327
26	System Control and Load Dispatching	851	$ 1,319,167	$ 120,004	$ 1,439,170	$ 1,464,371	$ 1,489,556	$ 1,656,724
27	Communication System Expenses	852	$ -	$ -	$ -	$ -	$ -	$ -
28	Compressor Station Labor and Expenses	853	$ 112,386	$ 8,143	$ 120,529	$ 122,852	$ 124,955	$ 138,122
29	Gas for Compressor Station Fuel	854	$ 1,425,536	$ (1,425,536)	$ -	$ -	$ -	$ -
30	Other Fuel and Power for Compressor Stations	855	$ 89,830	$ (89,830)	$ -	$ -	$ -	$ -
31	Mains Expenses	856	$ 1,638,085	$ 9,344	$ 1,647,430	$ 2,665,017	$ 2,309,416	$ 2,886,411
32	Measuring and Regulating Station Expenses	857	$ 172,370	$ 1,053	$ 173,423	$ 179,951	$ 182,885	$ 189,337
33	Transmission and Compression of Gas by Others	858	$ (31,806,696)	$ 31,806,696	$ -	$ -	$ -	$ -
34	Other Expenses	859	$ 277,302	$ 23,264	$ 300,566	$ 307,724	$ 312,929	$ 340,411
35	Rents	860	$ 221,336	$ -	$ 221,336	$ 230,040	$ 233,773	$ 240,551
36	Maintenance Supervision and Engineering	861	$ -	$ -	$ -	$ -	$ -	$ -
37	Maintenance of Structures and Improvements	862	$ -	$ -	$ -	$ -	$ -	$ -
38	Maintenance of Mains	863	$ 194,336	$ 10,154	$ 204,490	$ 209,374	$ 212,915	$ 231,554
39	Maintenance of Compressor Station Equipment	864	$ 813,736	$ 32,210	$ 845,946	$ 869,654	$ 884,200	$ 947,579
40	Maintenance of Measuring and Regulating Station Equipment	865	$ 261,868	$ 11,539	$ 273,408	$ 280,130	$ 284,859	$ 309,028
41	Maintenance of Communication Equipment	866	$ -	$ -	$ -	$ -	$ -	$ -
42	Maintenance of Other Equipment	867	$ -	$ -	$ -	$ -	$ -	$ -
43								
44	**Total Transmission O&M**		**$ (24,551,432)**	**$ 30,556,629**	**$ 6,005,197**	**$ 7,127,518**	**$ 6,847,355**	**$ 7,819,044**
45								

NMGC Exhibit ECB-5
Page 262 of 596

NEW MEXICO GAS COMPANY, INC.

Operations and Maintenance Summary
Base Period - 12 Months Ending March 31, 2023
Future Test Year - 12 Months Ending September 30, 2025

	A	B	C	D	E	F	G	H
1			WP 2 OM, Col P	WP 2 OM, Col Q		630 Schedule H-1.2 BaseLink 1 2	630 Schedule H-1.2 BaseLink 1 2	630 Schedule H-1.3 Test Period
2	**Functional Class**	**FERC Account**	**Total Company Unadjusted Base Period Ending 3/31/2023**	**Base Period Adjustments**	**Adjusted Base Period**	**Linkage 1 Ending 3/31/2024**	**Linkage 2 Ending 9/30/2024**	**Future Test Year Ending 9/30/2025**
3					E = C + D			
46	Distribution O&M							
47	Operation Supervision and Engineering	870	$ 4,037,807	$ 327,200	$ 4,365,007	$ 4,453,267	$ 4,529,311	$ 4,989,949
48	Distribution Load Dispatching	871	$ -	$ -	$ -	$ -	$ -	$ -
49	Compressor Station Labor and Expenses	872	$ -	$ -	$ -	$ -	$ -	$ -
50	Compressor Station Fuel and Power	873	$ -	$ -	$ -	$ -	$ -	$ -
51	Mains and Services Expenses	874	$ 3,076,413	$ 182,939	$ 3,259,352	$ 3,331,091	$ 3,387,704	$ 3,708,777
52	Measuring and Regulating Station Expenses	875	$ 1,294,671	$ 61,062	$ 1,355,733	$ 1,392,071	$ 1,415,431	$ 1,523,500
53	Measuring and Regulating Station Expenses	876	$ -	$ -	$ -	$ -	$ -	$ -
54	Measuring and Regulating Station Expenses	877	$ -	$ -	$ -	$ -	$ -	$ -
55	Meter and House Regulator Expenses	878	$ 8,976,935	$ 568,630	$ 9,545,565	$ 9,719,142	$ 9,886,000	$ 10,969,547
56	Meter and House Regulator Capitalized	878.4	$ -	$ -	$ -	$ -	$ -	$ -
57	Customer Installations Expenses	879	$ 316,738	$ 23,195	$ 339,932	$ 346,993	$ 352,909	$ 388,049
58	Other Expenses	880	$ 4,351,992	$ 277,171	$ 4,629,163	$ 4,746,568	$ 4,826,525	$ 5,221,692
59	Rents	881	$ 2,651,247	$ -	$ 2,651,247	$ 2,696,880	$ 2,731,251	$ 2,763,713
60	Maintenance Supervision and Engineering	885	$ -	$ -	$ -	$ -	$ -	$ -
61	Maintenance of Structures and Improvements	886	$ -	$ -	$ -	$ -	$ -	$ -
62	Maintenance of Mains	887	$ 2,601,835	$ 132,924	$ 2,734,758	$ 2,801,777	$ 2,849,081	$ 3,091,710
63	Maintenance of Compressor Station Equipment	888	$ -	$ -	$ -	$ -	$ -	$ -
64	Maintenance of Measuring and Regulating Station Equipment	889	$ 1,942,871	$ 81,852	$ 2,024,723	$ 2,074,586	$ 2,109,601	$ 2,288,277
65	Maintenance of Measuring and Regulating Station Equipment	890	$ -	$ -	$ -	$ -	$ -	$ -
66	Maintenance of Measuring and Regulating Station Equipment	891	$ -	$ -	$ -	$ -	$ -	$ -
67	Maintenance of Services	892	$ 2,146,031	$ 108,870	$ 2,254,902	$ 2,306,264	$ 2,345,380	$ 2,560,720
68	Maintenance of Meters and House Regulators	893	$ -	$ -	$ -	$ -	$ -	$ -
69	Maintenance of Other Equipment	894	$ -	$ -	$ -	$ -	$ -	$ -
70								
71	**Total Distribution O&M**		**$ 31,396,539**	**$ 1,763,843**	**$ 33,160,381**	**$ 33,868,638**	**$ 34,433,194**	**$ 37,505,932**
72								
73	Customer Related O&M							
74	Supervision	901	$ -	$ -	$ -	$ -	$ -	$ -
75	Meter Reading Expenses	902	$ 1,232,987	$ 81,577	$ 1,314,564	$ 1,342,154	$ 1,365,026	$ 1,499,792
76	Customer Records and Collection Expenses	903	$ 13,162,999	$ 804,452	$ 13,967,451	$ 14,330,449	$ 14,571,448	$ 15,729,442
77	Uncollectible Accounts	904	$ 3,050,627	$ (1,813,988)	$ 1,236,639	$ 1,285,265	$ 1,306,126	$ 1,343,996
78	Misc. Customer Accounts Expenses	905	$ -	$ -	$ -	$ -	$ -	$ -
79	Supervision	907	$ -	$ -	$ -	$ -	$ -	$ -
80	Customer Assistance Expenses	908	$ -	$ -	$ -	$ -	$ -	$ -
81	Informational & Instructional Advertising Exp	909	$ -	$ -	$ -	$ -	$ -	$ -
82	Misc. Customer Service & Informational Exp	910	$ -	$ -	$ -	$ -	$ -	$ -
83	Supervision	911	$ -	$ -	$ -	$ -	$ -	$ -
84	Demonstrating and Selling Expenses	912	$ 340,182	$ 28,820	$ 369,002	$ 375,992	$ 382,434	$ 423,221
85	Advertising Expenses	913	$ -	$ -	$ -	$ -	$ -	$ -
86	Misc. Sales Expenses	916	$ 445,218	$ 46,906	$ 492,124	$ 501,953	$ 510,530	$ 562,941
87								
88	**Total Customer-Related O&M**		**$ 18,232,014**	**$ (852,234)**	**$ 17,379,780**	**$ 17,835,814**	**$ 18,135,564**	**$ 19,559,391**
89								

NMGC Exhibit ECB-5
Page 263 of 596

NEW MEXICO GAS COMPANY, INC.

Operations and Maintenance Summary
Base Period - 12 Months Ending March 31, 2023
Future Test Year - 12 Months Ending September 30, 2025

	A	B	C	D	E	F	G	H
1			WP 2 OM, Col P	WP 2 OM, Col Q		630 Schedule H-1.2 BaseLink 1 2	630 Schedule H-1.2 BaseLink 1 2	630 Schedule H-1.3 Test Period
2	**Functional Class**	**FERC Account**	**Total Company Unadjusted Base Period Ending 3/31/2023**	**Base Period Adjustments**	**Adjusted Base Period**	**Linkage 1 Ending 3/31/2024**	**Linkage 2 Ending 9/30/2024**	**Future Test Year Ending 9/30/2025**
3					E = C + D			
90	Administrative and General (A&G) Expense							
91	Administrative & General Salaries	920	$ 16,121,230	$ (626,612)	$ 15,494,618	$ 16,078,673	$ 16,355,281	$ 18,197,592
92	Administrative & General Salaries-Litigation	920.1	$ -	$ -	$ -	$ -	$ -	$ -
93	Office Supplies and Expenses	921	$ 1,285,181	$ (19,575)	$ 1,265,606	$ 1,315,372	$ 1,336,720	$ 1,375,477
94	Administrative Expenses Transferred--Credit	922	$ (12,392,863)	$ 1,209,701	$ (11,183,161)	$ (11,622,898)	$ (11,811,541)	$ (12,154,006)
95	Outside Services Employed	923	$ 2,495,642	$ -	$ 2,495,642	$ 2,708,710	$ 2,808,297	$ 3,195,737
96	Outside Services Employed - Litigation	923.1	$ -	$ -	$ -	$ -	$ -	$ -
97	Property Insurance	924	$ 361,068	$ 2,494	$ 363,562	$ 412,826	$ 429,567	$ 464,677
98	Injuries and Damages	925	$ 3,831,092	$ 545,415	$ 4,376,507	$ 4,455,114	$ 4,674,765	$ 5,044,246
99	Employee Pensions and Benefits	926	$ 13,901,156	$ (2,720,997)	$ 11,180,159	$ 10,723,641	$ 11,232,100	$ 13,059,773
100	Franchise Requirements	927	$ -	$ -	$ -	$ -	$ -	$ -
101	Regulatory Commission Expenses	928	$ 1,060,567	$ (1,060,567)	$ -	$ -	$ -	$ -
102	Duplicate Charges--Credit	929	$ -	$ -	$ -	$ -	$ -	$ -
103	General Advertising/Misc. General Expenses	930.1	$ 15,734	$ -	$ 15,734	$ 16,352	$ 16,618	$ 17,099
104	General Advertising/Misc. General Expenses	930.2	$ 17,107,668	$ 22,116	$ 17,129,784	$ 17,489,963	$ 18,064,679	$ 18,742,212
105	Rents	931	$ 635,879	$ -	$ 635,879	$ 660,882	$ 671,609	$ 691,081
106	Maintenance of General Plant	932	$ -	$ -	$ -	$ -	$ -	$ -
107								
108	**Total A&G Expense**		**$ 44,422,354**	**$ (2,648,025)**	**$ 41,774,329**	**$ 42,238,636**	**$ 43,778,096**	**$ 48,633,889**
109								
110								
111	**Total O&M**		**$ 482,269,293**	**$ (382,536,249)**	**$ 99,733,044**	**$ 102,514,954**	**$ 104,663,109**	**$ 115,126,841**

NMGC Exhibit ECB-5
Page 264 of 596

Sponsored by NMGC Witness Erik C. Buchanan

630 Schedule H-1.1 Summary

NEW MEXICO GAS COMPANY, INC.

Operations and Maintenance Summary
Base Period - 12 Months Ending March 31, 2023
Future Test Year - 12 Months Ending September 30, 2025

	A	B	C	D	E	F	G	H	I
3	Description	Account Name	FERC Acct	4/30/2022	5/31/2022	6/30/2022	7/31/2022	8/31/2022	9/30/2022
4									
5	**Other Gas Supply Operations:**								
6	A_6300100-Cost of Natural Gas	Natural Gas Gasoline Plant Outlet Purchases	802	$ 8,303,045	$ 5,819,987	$ 7,933,536	$ 7,269,494	$ 4,822,188	$ 6,975,895
7	A_6300100-Cost of Natural Gas	Natural Gas Transmission Line Purchases	803	$ 7,156,159	$ 6,650,139	$ 3,778,981	$ 1,760,823	$ 6,712,415	$ 2,336,958
8	A_6100080-Consultants-Other	Natural Gas Transmission Line Purchases	803	$ -	$ -	$ 330,932	$ (330,932)	$ -	$ -
9	A_6100190-Software Maintenance	Natural Gas Transmission Line Purchases	803	$ 2,101	$ -	$ (2,101)	$ -	$ -	$ -
10	A_6790230-Postage Ship Courier	Natural Gas Transmission Line Purchases	803	$ -	$ -	$ -	$ -	$ -	$ -
11	A_6300100-Cost of Natural Gas	Natural Gas City Gate Purchases	804	$ 153,389	$ 125,975	$ 147,190	$ 922,697	$ 379,475	$ 477,239
12	A_6400100-M&S OS Purchases	Natural Gas City Gate Purchases	804	$ -	$ -	$ -	$ -	$ -	$ -
13	A_6790321-Stores Allocation	Natural Gas City Gate Purchases	804	$ -	$ -	$ -	$ -	$ -	$ -
14	A_6790322-Small Tools Alloc	Natural Gas City Gate Purchases	804	$ -	$ -	$ -	$ -	$ -	$ -
15	A_6300000-1001/S6300000	Other Gas Purchases	805.1	$ 1,070,074	$ 5,730,355	$ 5,823,364	$ 3,230,326	$ 3,004,508	$ 6,422,948
16	A_6300100-Cost of Natural Gas	Exchange Gas	806	$ (3,692)	$ (276,764)	$ (50,399)	$ (165,342)	$ 167,357	$ (35,035)
17	A_6300100-Cost of Natural Gas	Gas Withdrawn From Storage - Debit	808.1	$ (0)	$ -	$ -	$ -	$ -	$ -
18	A_6300100-Cost of Natural Gas	Gas Delivered to Storage - Credit	808.2	$ (1,162,335)	$ (638,795)	$ (1,029,371)	$ (309,139)	$ 526	$ (258,154)
19	A_6300100-Cost of Natural Gas	Gas Used for Compressor Station Fuel	810	$ (253,279)	$ (77,506)	$ (61,216)	$ (63,838)	$ (67,973)	$ (81,272)
20	A_6790800-Other Oper-Misc	Gas Used For Other Utility Operations	812	$ (5,552)	$ -	$ (1,239)	$ -	$ (307)	$ -
21	A_6010110-Labor Exempt ST	Other Gas Supply Expenses	813	$ 51,286	$ 67,118	$ 74,389	$ 58,374	$ 56,210	$ 49,926
22	A_6010130-Labor Exempt NonProd	Other Gas Supply Expenses	813	$ 8,251	$ 2,302	$ 8,222	$ 10,169	$ 9,543	$ 14,021
23	A_6010910-Labor OffCycle Bonus	Other Gas Supply Expenses	813	$ -	$ -	$ -	$ -	$ -	$ -
24	A_6010990-Labor Seconded Employees	Other Gas Supply Expenses	813	$ 4,527	$ -	$ -	$ -	$ -	$ -
25	A_6030010-EE ProfDue Subs Fees	Other Gas Supply Expenses	813	$ 410	$ 7,533	$ 3,146	$ 3,141	$ 2,400	$ 3,141
26	A_6030040-EE Meals 50% Deduct	Other Gas Supply Expenses	813	$ -	$ 67	$ (0)	$ 0	$ 29	$ 55
27	A_6030070-EE Training	Other Gas Supply Expenses	813	$ -	$ 420	$ -	$ -	$ -	$ 15
28	A_6030080-EE Travel Lodging	Other Gas Supply Expenses	813	$ 123	$ 21	$ -	$ 492	$ 1,488	$ -
29	A_6030091-EE Apprec and Gifts	Other Gas Supply Expenses	813	$ -	$ 1	$ -	$ -	$ 2	$ -
30	A_6030800-EE Miscellaneous	Other Gas Supply Expenses	813	$ -	$ 0	$ 2	$ 1	$ (2)	$ -
31	A_6100070-Consultants-Mgmt	Other Gas Supply Expenses	813	$ 4	$ -	$ -	$ -	$ -	$ -
32	A_6100080-Consultants-Other	Other Gas Supply Expenses	813	$ 1,978	$ 1,978	$ 333	$ 333	$ 333	$ 333
33	A_6400010-M&S FurnOffEquip	Other Gas Supply Expenses	813	$ -	$ -	$ -	$ -	$ -	$ -
34	A_6400020-M&S Gen Office	Other Gas Supply Expenses	813	$ -	$ 121	$ -	$ -	$ -	$ -
35	A_6790800-Other Oper-Misc	Other Gas Supply Expenses	813	$ 16,588	$ 16,588	$ 16,588	$ 16,588	$ 16,588	$ 17,967
36	A_6300100-Cost of Natural Gas	Rents	826	$ 450,333	$ 450,333	$ 450,333	$ 450,333	$ 378,000	$ 378,000
37	**Total Fuel Related Expenses**			**$ 15,793,411**	**$ 17,879,874**	**$ 17,422,691**	**$ 12,853,519**	**$ 15,482,780**	**$ 16,302,039**
38									
39	**Transmission Expenses - Operation:**								
40	A_6010110-Labor Exempt ST	Operation Supervision and Engineering	850	$ 25,055	$ 25,889	$ 23,769	$ 21,451	$ 27,876	$ 22,484
41	A_6010130-Labor Exempt NonProd	Operation Supervision and Engineering	850	$ 6,200	$ 5,216	$ 5,600	$ 6,284	$ 4,323	$ 8,166
42	A_6010210-Labor NonExm ST	Operation Supervision and Engineering	850	$ 6,975	$ 10,109	$ 9,339	$ 9,122	$ 13,827	$ 6,968
43	A_6010220-Labor NonExm OT	Operation Supervision and Engineering	850	$ 1,588	$ 2,399	$ 2,412	$ 2,357	$ 3,717	$ 1,762
44	A_6010230-Labor NonExm NonProd	Operation Supervision and Engineering	850	$ 1,558	$ 934	$ 2,150	$ 1,875	$ 1,571	$ 1,714
45	A_6010910-Labor OffCycle Bonus	Operation Supervision and Engineering	850	$ 1	$ -	$ -	$ 3	$ -	$ -
46	A_6030010-EE ProfDue Subs Fees	Operation Supervision and Engineering	850	$ 825	$ -	$ -	$ -	$ -	$ -
47	A_6030040-EE Meals 50% Deduct	Operation Supervision and Engineering	850	$ 293	$ 182	$ 18	$ 57	$ 1,036	$ 1,013
48	A_6030060-EE Shoes Uniforms	Operation Supervision and Engineering	850	$ 0	$ 44	$ 18	$ 57	$ 39	$ -
49	A_6030070-EE Training	Operation Supervision and Engineering	850	$ 79	$ 333	$ 1,157	$ -	$ -	$ 9
50	A_6030080-EE Travel Lodging	Operation Supervision and Engineering	850	$ 4,744	$ 578	$ 492	$ 122	$ 177	$ 1,551
51	A_6030091-EE Apprec and Gifts	Operation Supervision and Engineering	850	$ -	$ 0	$ -	$ -	$ 1	$ -
52	A_6030800-EE Miscellaneous	Operation Supervision and Engineering	850	$ 3,164	$ 3,121	$ 14	$ 2,998	$ (1)	$ 616

NMGC Exhibit ECB-5
Page 265 of 596

NEW MEXICO GAS COMPANY, INC.

Operations and Maintenance Summary
Base Period - 12 Months Ending March 31, 2023
Future Test Year - 12 Months Ending September 30, 2025

	A	B	C	J	K	L	M	N	O
3	Description	Account Name	FERC Acct	10/31/2022	11/30/2022	12/31/2022	1/31/2023	2/28/2023	3/31/2023
4									
5	**Other Gas Supply Operations:**								
6	A_6300100-Cost of Natural Gas	Natural Gas Gasoline Plant Outlet Purchases	802	$ 5,706,958	$ 4,888,530	$ 10,834,383	$ 31,861,546	$ 106,679,918	$ 25,784,800
7	A_6300100-Cost of Natural Gas	Natural Gas Transmission Line Purchases	803	$ 9,574,572	$ 36,802,924	$ 62,494,711	$ 37,658,113	$ (52,580,997)	$ (8,311,575)
8	A_6100080-Consultants-Other	Natural Gas Transmission Line Purchases	803	$ -	$ -	$ -	$ 189,698	$ (35,999)	$ 153,860
9	A_6100190-Software Maintenance	Natural Gas Transmission Line Purchases	803	$ -	$ -	$ -	$ -	$ -	$ -
10	A_6790230-Postage Ship Courier	Natural Gas Transmission Line Purchases	803	$ -	$ -	$ -	$ -	$ -	$ 64
11	A_6300100-Cost of Natural Gas	Natural Gas City Gate Purchases	804	$ 431,141	$ 189,654	$ 147,652	$ 221,996	$ 202,347	$ 100,114
12	A_6400100-M&S OS Purchases	Natural Gas City Gate Purchases	804	$ 16	$ -	$ -	$ -	$ -	$ -
13	A_6790321-Stores Allocation	Natural Gas City Gate Purchases	804	$ 1	$ -	$ -	$ -	$ -	$ -
14	A_6790322-Small Tools Alloc	Natural Gas City Gate Purchases	804	$ 1	$ -	$ -	$ -	$ -	$ -
15	A_6300000-1001/S6300000	Other Gas Purchases	805.1	$ 9,665,209	$ (5,625,005)	$ 15,585,689	$ 30,445,259	$ (370,205)	$ (11,415,496)
16	A_6300100-Cost of Natural Gas	Exchange Gas	806	$ (49,306)	$ (129,954)	$ (3,079,902)	$ 2,492,107	$ 79,859	$ 544,923
17	A_6300100-Cost of Natural Gas	Gas Withdrawn From Storage - Debit	808.1	$ -	$ -	$ 1,531,860	$ 2,035,129	$ 2,296,899	$ 1,908,278
18	A_6300100-Cost of Natural Gas	Gas Delivered to Storage - Credit	808.2	$ (561,275)	$ (308,576)	$ (1,740,446)	$ (682,821)	$ (223,908)	$ (543,038)
19	A_6300100-Cost of Natural Gas	Gas Used for Compressor Station Fuel	810	$ (69,268)	$ (19,840)	$ (101,241)	$ (165,836)	$ (342,549)	$ (121,715)
20	A_6790800-Other Oper-Misc	Gas Used For Other Utility Operations	812	$ (6,134)	$ -	$ (5,714)	$ -	$ -	$ -
21	A_6010110-Labor Exempt ST	Other Gas Supply Expenses	813	$ 68,506	$ 53,019	$ 69,568	$ 79,287	$ 85,459	$ 97,358
22	A_6010130-Labor Exempt NonProd	Other Gas Supply Expenses	813	$ 4,069	$ 11,435	$ 14,534	$ 13,555	$ 97	$ 1,168
23	A_6010910-Labor OffCycle Bonus	Other Gas Supply Expenses	813	$ -	$ -	$ 91,695	$ 2,358	$ -	$ -
24	A_6010990-Labor Seconded Employees	Other Gas Supply Expenses	813	$ -	$ -	$ -	$ -	$ -	$ -
25	A_6030010-EE ProfDue Subs Fees	Other Gas Supply Expenses	813	$ 3,229	$ 3,846	$ 4,734	$ 4,273	$ 3,013	$ 16,378
26	A_6030040-EE Meals 50% Deduct	Other Gas Supply Expenses	813	$ 31	$ 33	$ 30	$ 110	$ -	$ 756
27	A_6030070-EE Training	Other Gas Supply Expenses	813	$ 297	$ 37	$ 156	$ 891	$ (149)	$ -
28	A_6030080-EE Travel Lodging	Other Gas Supply Expenses	813	$ 1,580	$ -	$ -	$ -	$ 509	$ 2,792
29	A_6030091-EE Apprec and Gifts	Other Gas Supply Expenses	813	$ -	$ -	$ 509	$ -	$ -	$ -
30	A_6030800-EE Miscellaneous	Other Gas Supply Expenses	813	$ 1,333	$ -	$ -	$ -	$ -	$ 67
31	A_6100070-Consultants-Mgmt	Other Gas Supply Expenses	813	$ -	$ 256	$ 240	$ -	$ -	$ -
32	A_6100080-Consultants-Other	Other Gas Supply Expenses	813	$ 2,074	$ 2,235	$ 2,074	$ 2,089	$ 2,090	$ 1,927
33	A_6400010-M&S FurnOffEquip	Other Gas Supply Expenses	813	$ -	$ -	$ 162	$ 585	$ -	$ -
34	A_6400020-M&S Gen Office	Other Gas Supply Expenses	813	$ 192	$ -	$ -	$ -	$ -	$ -
35	A_6790800-Other Oper-Misc	Other Gas Supply Expenses	813	$ 15,209	$ 17,967	$ 15,209	$ 17,503	$ 17,503	$ 16,217
36	A_6300100-Cost of Natural Gas	Rents	826	$ 378,000	$ 378,000	$ 378,000	$ 378,000	$ 378,000	$ 378,000
37	**Total Fuel Related Expenses**			**$ 25,166,434**	**$ 36,264,561**	**$ 86,243,904**	**$ 104,553,842**	**$ 56,191,886**	**$ 8,614,878**
38									
39	**Transmission Expenses - Operation:**								
40	A_6010110-Labor Exempt ST	Operation Supervision and Engineering	850	$ 21,767	$ 21,505	$ 17,250	$ 20,724	$ 22,506	$ 26,956
41	A_6010130-Labor Exempt NonProd	Operation Supervision and Engineering	850	$ 3,039	$ 4,269	$ 8,217	$ 6,129	$ 753	$ 638
42	A_6010210-Labor NonExm ST	Operation Supervision and Engineering	850	$ 8,390	$ 8,921	$ 6,748	$ 9,204	$ 9,495	$ 10,122
43	A_6010220-Labor NonExm OT	Operation Supervision and Engineering	850	$ 2,929	$ 3,231	$ 2,166	$ 2,981	$ 2,775	$ 2,389
44	A_6010230-Labor NonExm NonProd	Operation Supervision and Engineering	850	$ 1,072	$ 986	$ 3,863	$ 2,699	$ 793	$ 1,234
45	A_6010910-Labor OffCycle Bonus	Operation Supervision and Engineering	850	$ 3	$ -	$ -	$ 606	$ -	$ -
46	A_6030010-EE ProfDue Subs Fees	Operation Supervision and Engineering	850	$ 3	$ -	$ 1,075	$ -	$ 150	$ 100
47	A_6030040-EE Meals 50% Deduct	Operation Supervision and Engineering	850	$ 3	$ 390	$ 173	$ 55	$ 576	$ -
48	A_6030060-EE Shoes Uniforms	Operation Supervision and Engineering	850	$ -	$ 154	$ 32	$ 1,682	$ 58	$ 22
49	A_6030070-EE Training	Operation Supervision and Engineering	850	$ 151	$ 99	$ 1,816	$ 3,685	$ (61)	$ -
50	A_6030080-EE Travel Lodging	Operation Supervision and Engineering	850	$ -	$ 2,835	$ 309	$ 2,610	$ 897	$ -
51	A_6030091-EE Apprec and Gifts	Operation Supervision and Engineering	850	$ -	$ -	$ -	$ -	$ -	$ -
52	A_6030800-EE Miscellaneous	Operation Supervision and Engineering	850	$ 2,378	$ 6,123	$ 2,784	$ 1,350	$ 863	$ 780

NMGC Exhibit ECB-5
Page 266 of 596

NEW MEXICO GAS COMPANY, INC.

Operations and Maintenance Summary
Base Period - 12 Months Ending March 31, 2023
Future Test Year - 12 Months Ending September 30, 2025

	A	B	C	P	Q	R	S	T	U
3	Description	Account Name	FERC Acct	Total Company Unadjusted Base Period Ending 3/31/2023	Base Period Adjustments	Adjusted Base Period	Removal of Separately Forecasted Items (To be added back Later)	Remaining Base Period O&M to be Escalated	Escalated Linkage 1 - Results of Pure Escalation of 3.93%
4									
5	**Other Gas Supply Operations:**								
6	A_6300100-Cost of Natural Gas	Natural Gas Gasoline Plant Outlet Purchases	802	$ 226,880,279	$ (226,880,279)	$ -	$ -	$ -	$ -
7	A_6300100-Cost of Natural Gas	Natural Gas Transmission Line Purchases	803	$ 114,033,223	$ (114,033,223)	$ -	$ -	$ -	$ -
8	A_6100080-Consultants-Other	Natural Gas Transmission Line Purchases	803	$ 307,558	$ (307,558)	$ -	$ -	$ -	$ -
9	A_6100190-Software Maintenance	Natural Gas Transmission Line Purchases	803	$ -	$ -	$ -	$ -	$ -	$ -
10	A_6790230-Postage Ship Courier	Natural Gas Transmission Line Purchases	803	$ 64	$ (64)	$ -	$ -	$ -	$ -
11	A_6300100-Cost of Natural Gas	Natural Gas City Gate Purchases	804	$ 3,498,867	$ (3,498,867)	$ -	$ -	$ -	$ -
12	A_6400100-M&S OS Purchases	Natural Gas City Gate Purchases	804	$ 16	$ (16)	$ -	$ -	$ -	$ -
13	A_6790321-Stores Allocation	Natural Gas City Gate Purchases	804	$ 1	$ (1)	$ -	$ -	$ -	$ -
14	A_6790322-Small Tools Alloc	Natural Gas City Gate Purchases	804	$ 1	$ (1)	$ -	$ -	$ -	$ -
15	A_6300000-1001/S6300000	Other Gas Purchases	805.1	$ 63,567,027	$ (63,567,027)	$ -	$ -	$ -	$ -
16	A_6300100-Cost of Natural Gas	Exchange Gas	806	$ (506,148)	$ 506,148	$ -	$ -	$ -	$ -
17	A_6300100-Cost of Natural Gas	Gas Withdrawn From Storage - Debit	808.1	$ 7,772,166	$ (7,772,166)	$ -	$ -	$ -	$ -
18	A_6300100-Cost of Natural Gas	Gas Delivered to Storage - Credit	808.2	$ (7,457,332)	$ 7,457,332	$ -	$ -	$ -	$ -
19	A_6300100-Cost of Natural Gas	Gas Used for Compressor Station Fuel	810	$ (1,425,536)	$ 1,425,536	$ -	$ -	$ -	$ -
20	A_6790800-Other Oper-Misc	Gas Used For Other Utility Operations	812	$ (18,945)	$ 18,945	$ -	$ -	$ -	$ -
21	A_6010110-Labor Exempt ST	Other Gas Supply Expenses	813	$ 810,500	$ 109,337	$ 919,837	$ (919,837)	$ -	$ -
22	A_6010130-Labor Exempt NonProd	Other Gas Supply Expenses	813	$ 97,366	$ 5,354	$ 102,720	$ (102,720)	$ -	$ -
23	A_6010910-Labor OffCycle Bonus	Other Gas Supply Expenses	813	$ 94,053	$ 5,172	$ 99,224	$ (99,224)	$ -	$ -
24	A_6010990-Labor Seconded Employees	Other Gas Supply Expenses	813	$ 4,527	$ 249	$ 4,776	$ (4,776)	$ -	$ -
25	A_6030010-EE ProfDue Subs Fees	Other Gas Supply Expenses	813	$ 55,245	$ -	$ 55,245	$ -	$ 55,245	$ 57,417
26	A_6030040-EE Meals 50% Deduct	Other Gas Supply Expenses	813	$ 1,112	$ -	$ 1,112	$ -	$ 1,112	$ 1,156
27	A_6030070-EE Training	Other Gas Supply Expenses	813	$ 1,668	$ -	$ 1,668	$ -	$ 1,668	$ 1,734
28	A_6030080-EE Travel Lodging	Other Gas Supply Expenses	813	$ 7,006	$ -	$ 7,006	$ -	$ 7,006	$ 7,281
29	A_6030091-EE Apprec and Gifts	Other Gas Supply Expenses	813	$ 511	$ -	$ 511	$ -	$ 511	$ 531
30	A_6030800-EE Miscellaneous	Other Gas Supply Expenses	813	$ 1,401	$ -	$ 1,401	$ -	$ 1,401	$ 1,456
31	A_6100070-Consultants-Mgmt	Other Gas Supply Expenses	813	$ 500	$ -	$ 500	$ -	$ 500	$ 520
32	A_6100080-Consultants-Other	Other Gas Supply Expenses	813	$ 17,779	$ -	$ 17,779	$ -	$ 17,779	$ 18,479
33	A_6400010-M&S FurnOffEquip	Other Gas Supply Expenses	813	$ 748	$ -	$ 748	$ -	$ 748	$ 777
34	A_6400020-M&S Gen Office	Other Gas Supply Expenses	813	$ 313	$ -	$ 313	$ -	$ 313	$ 325
35	A_6790800-Other Oper-Misc	Other Gas Supply Expenses	813	$ 200,516	$ -	$ 200,516	$ -	$ 200,516	$ 208,400
36	A_6300100-Cost of Natural Gas	Rents	826	$ 4,825,333	$ (4,825,333)	$ -	$ -	$ -	$ -
37	**Total Fuel Related Expenses**			**$ 412,769,819**	**$ (411,356,462)**	**$ 1,413,356**	**$ (1,126,558)**	**$ 286,799**	**$ 298,076**
38									
39	**Transmission Expenses - Operation:**								
40	A_6010110-Labor Exempt ST	Operation Supervision and Engineering	850	$ 277,233	$ 37,399	$ 314,632	$ (314,632)	$ -	$ -
41	A_6010130-Labor Exempt NonProd	Operation Supervision and Engineering	850	$ 58,834	$ 3,235	$ 62,069	$ (62,069)	$ -	$ -
42	A_6010210-Labor NonExm ST	Operation Supervision and Engineering	850	$ 109,220	$ 14,734	$ 123,954	$ (123,954)	$ -	$ -
43	A_6010220-Labor NonExm OT	Operation Supervision and Engineering	850	$ 30,707	$ (4,902)	$ 25,804	$ (25,804)	$ -	$ -
44	A_6010230-Labor NonExm NonProd	Operation Supervision and Engineering	850	$ 20,448	$ 1,124	$ 21,573	$ (21,573)	$ -	$ -
45	A_6010910-Labor OffCycle Bonus	Operation Supervision and Engineering	850	$ 613	$ 34	$ 647	$ (647)	$ -	$ -
46	A_6030010-EE ProfDue Subs Fees	Operation Supervision and Engineering	850	$ 2,153	$ -	$ 2,153	$ -	$ 2,153	$ 2,238
47	A_6030040-EE Meals 50% Deduct	Operation Supervision and Engineering	850	$ 3,796	$ -	$ 3,796	$ -	$ 3,796	$ 3,945
48	A_6030060-EE Shoes Uniforms	Operation Supervision and Engineering	850	$ 2,107	$ -	$ 2,107	$ -	$ 2,107	$ 2,190
49	A_6030070-EE Training	Operation Supervision and Engineering	850	$ 7,267	$ -	$ 7,267	$ -	$ 7,267	$ 7,553
50	A_6030080-EE Travel Lodging	Operation Supervision and Engineering	850	$ 14,315	$ -	$ 14,315	$ -	$ 14,315	$ 14,877
51	A_6030091-EE Apprec and Gifts	Operation Supervision and Engineering	850	$ 2	$ -	$ 2	$ -	$ 2	$ 2
52	A_6030800-EE Miscellaneous	Operation Supervision and Engineering	850	$ 24,189	$ -	$ 24,189	$ -	$ 24,189	$ 25,140

NMGC Exhibit ECB-5
Page 267 of 596

NEW MEXICO GAS COMPANY, INC.

Operations and Maintenance Summary
Base Period - 12 Months Ending March 31, 2023
Future Test Year - 12 Months Ending September 30, 2025

	A	B	C	V	W	X	Y	Z	AA
3	Description	Account Name	FERC Acct	Total Linkage 1 Period Separately Forecasted Items	4/30/2023	5/31/2023	6/30/2023	7/31/2023	8/31/2023
4									
5	**Other Gas Supply Operations:**								
6	A_6300100-Cost of Natural Gas	Natural Gas Gasoline Plant Outlet Purchases	802	$ -	$ -	$ -	$ -	$ -	$ -
7	A_6300100-Cost of Natural Gas	Natural Gas Transmission Line Purchases	803	$ -	$ -	$ -	$ -	$ -	$ -
8	A_6100080-Consultants-Other	Natural Gas Transmission Line Purchases	803	$ -	$ -	$ -	$ -	$ -	$ -
9	A_6100190-Software Maintenance	Natural Gas Transmission Line Purchases	803	$ -	$ -	$ -	$ -	$ -	$ -
10	A_6790230-Postage Ship Courier	Natural Gas Transmission Line Purchases	803	$ -	$ -	$ -	$ -	$ -	$ -
11	A_6300100-Cost of Natural Gas	Natural Gas City Gate Purchases	804	$ -	$ -	$ -	$ -	$ -	$ -
12	A_6400100-M&S OS Purchases	Natural Gas City Gate Purchases	804	$ -	$ -	$ -	$ -	$ -	$ -
13	A_6790321-Stores Allocation	Natural Gas City Gate Purchases	804	$ -	$ -	$ -	$ -	$ -	$ -
14	A_6790322-Small Tools Alloc	Natural Gas City Gate Purchases	804	$ -	$ -	$ -	$ -	$ -	$ -
15	A_6300000-1001/S6300000	Other Gas Purchases	805.1	$ -	$ -	$ -	$ -	$ -	$ -
16	A_6300100-Cost of Natural Gas	Exchange Gas	806	$ -	$ -	$ -	$ -	$ -	$ -
17	A_6300100-Cost of Natural Gas	Gas Withdrawn From Storage - Debit	808.1	$ -	$ -	$ -	$ -	$ -	$ -
18	A_6300100-Cost of Natural Gas	Gas Delivered to Storage - Credit	808.2	$ -	$ -	$ -	$ -	$ -	$ -
19	A_6300100-Cost of Natural Gas	Gas Used for Compressor Station Fuel	810	$ -	$ -	$ -	$ -	$ -	$ -
20	A_6790800-Other Oper-Misc	Gas Used For Other Utility Operations	812	$ -	$ -	$ -	$ -	$ -	$ -
21	A_6010110-Labor Exempt ST	Other Gas Supply Expenses	813	$ 935,935	$ 77,995	$ 77,995	$ 77,995	$ 77,995	$ 77,995
22	A_6010130-Labor Exempt NonProd	Other Gas Supply Expenses	813	$ 104,518	$ 8,710	$ 8,710	$ 8,710	$ 8,710	$ 8,710
23	A_6010910-Labor OffCycle Bonus	Other Gas Supply Expenses	813	$ 100,961	$ 8,413	$ 8,413	$ 8,413	$ 8,413	$ 8,413
24	A_6010990-Labor Seconded Employees	Other Gas Supply Expenses	813	$ 4,860	$ 405	$ 405	$ 405	$ 405	$ 405
25	A_6030010-EE ProfDue Subs Fees	Other Gas Supply Expenses	813	$ -	$ 4,785	$ 4,785	$ 4,785	$ 4,785	$ 4,785
26	A_6030040-EE Meals 50% Deduct	Other Gas Supply Expenses	813	$ -	$ 96	$ 96	$ 96	$ 96	$ 96
27	A_6030070-EE Training	Other Gas Supply Expenses	813	$ -	$ 144	$ 144	$ 144	$ 144	$ 144
28	A_6030080-EE Travel Lodging	Other Gas Supply Expenses	813	$ -	$ 607	$ 607	$ 607	$ 607	$ 607
29	A_6030091-EE Apprec and Gifts	Other Gas Supply Expenses	813	$ -	$ 44	$ 44	$ 44	$ 44	$ 44
30	A_6030800-EE Miscellaneous	Other Gas Supply Expenses	813	$ -	$ 121	$ 121	$ 121	$ 121	$ 121
31	A_6100070-Consultants-Mgmt	Other Gas Supply Expenses	813	$ -	$ 43	$ 43	$ 43	$ 43	$ 43
32	A_6100080-Consultants-Other	Other Gas Supply Expenses	813	$ -	$ 1,540	$ 1,540	$ 1,540	$ 1,540	$ 1,540
33	A_6400010-M&S FurnOffEquip	Other Gas Supply Expenses	813	$ -	$ 65	$ 65	$ 65	$ 65	$ 65
34	A_6400020-M&S Gen Office	Other Gas Supply Expenses	813	$ -	$ 27	$ 27	$ 27	$ 27	$ 27
35	A_6790800-Other Oper-Misc	Other Gas Supply Expenses	813	$ -	$ 17,367	$ 17,367	$ 17,367	$ 17,367	$ 17,367
36	A_6300100-Cost of Natural Gas	Rents	826	$ -	$ -	$ -	$ -	$ -	$ -
37	**Total Fuel Related Expenses**			**$ 1,146,272**	**$ 120,362**	**$ 120,362**	**$ 120,362**	**$ 120,362**	**$ 120,362**
38									
39	**Transmission Expenses - Operation:**								
40	A_6010110-Labor Exempt ST	Operation Supervision and Engineering	850	$ 320,138	$ 26,678	$ 26,678	$ 26,678	$ 26,678	$ 26,678
41	A_6010130-Labor Exempt NonProd	Operation Supervision and Engineering	850	$ 63,155	$ 5,263	$ 5,263	$ 5,263	$ 5,263	$ 5,263
42	A_6010210-Labor NonExm ST	Operation Supervision and Engineering	850	$ 126,123	$ 10,510	$ 10,510	$ 10,510	$ 10,510	$ 10,510
43	A_6010220-Labor NonExm OT	Operation Supervision and Engineering	850	$ 26,256	$ 2,188	$ 2,188	$ 2,188	$ 2,188	$ 2,188
44	A_6010230-Labor NonExm NonProd	Operation Supervision and Engineering	850	$ 21,950	$ 1,829	$ 1,829	$ 1,829	$ 1,829	$ 1,829
45	A_6010910-Labor OffCycle Bonus	Operation Supervision and Engineering	850	$ 658	$ 55	$ 55	$ 55	$ 55	$ 55
46	A_6030010-EE ProfDue Subs Fees	Operation Supervision and Engineering	850	$ -	$ 186	$ 186	$ 186	$ 186	$ 186
47	A_6030040-EE Meals 50% Deduct	Operation Supervision and Engineering	850	$ -	$ 329	$ 329	$ 329	$ 329	$ 329
48	A_6030060-EE Shoes Uniforms	Operation Supervision and Engineering	850	$ -	$ 183	$ 183	$ 183	$ 183	$ 183
49	A_6030070-EE Training	Operation Supervision and Engineering	850	$ -	$ 629	$ 629	$ 629	$ 629	$ 629
50	A_6030080-EE Travel Lodging	Operation Supervision and Engineering	850	$ -	$ 1,240	$ 1,240	$ 1,240	$ 1,240	$ 1,240
51	A_6030091-EE Apprec and Gifts	Operation Supervision and Engineering	850	$ -	$ 0	$ 0	$ 0	$ 0	$ 0
52	A_6030800-EE Miscellaneous	Operation Supervision and Engineering	850	$ -	$ 2,095	$ 2,095	$ 2,095	$ 2,095	$ 2,095

NMGC Exhibit ECB-5
Page 268 of 596

NEW MEXICO GAS COMPANY, INC.

Operations and Maintenance Summary
Base Period - 12 Months Ending March 31, 2023
Future Test Year - 12 Months Ending September 30, 2025

	A	B	C	AB	AC	AD	AE	AF	AG
3	Description	Account Name	FERC Acct	9/30/2023	10/31/2023	11/30/2023	12/31/2023	1/31/2024	2/29/2024
4									
5	**Other Gas Supply Operations:**								
6	A_6300100-Cost of Natural Gas	Natural Gas Gasoline Plant Outlet Purchases	802	$ -	$ -	$ -	$ -	$ -	$ -
7	A_6300100-Cost of Natural Gas	Natural Gas Transmission Line Purchases	803	$ -	$ -	$ -	$ -	$ -	$ -
8	A_6100080-Consultants-Other	Natural Gas Transmission Line Purchases	803	$ -	$ -	$ -	$ -	$ -	$ -
9	A_6100190-Software Maintenance	Natural Gas Transmission Line Purchases	803	$ -	$ -	$ -	$ -	$ -	$ -
10	A_6790230-Postage Ship Courier	Natural Gas Transmission Line Purchases	803	$ -	$ -	$ -	$ -	$ -	$ -
11	A_6300100-Cost of Natural Gas	Natural Gas City Gate Purchases	804	$ -	$ -	$ -	$ -	$ -	$ -
12	A_6400100-M&S OS Purchases	Natural Gas City Gate Purchases	804	$ -	$ -	$ -	$ -	$ -	$ -
13	A_6790321-Stores Allocation	Natural Gas City Gate Purchases	804	$ -	$ -	$ -	$ -	$ -	$ -
14	A_6790322-Small Tools Alloc	Natural Gas City Gate Purchases	804	$ -	$ -	$ -	$ -	$ -	$ -
15	A_6300000-1001/S6300000	Other Gas Purchases	805.1	$ -	$ -	$ -	$ -	$ -	$ -
16	A_6300100-Cost of Natural Gas	Exchange Gas	806	$ -	$ -	$ -	$ -	$ -	$ -
17	A_6300100-Cost of Natural Gas	Gas Withdrawn From Storage - Debit	808.1	$ -	$ -	$ -	$ -	$ -	$ -
18	A_6300100-Cost of Natural Gas	Gas Delivered to Storage - Credit	808.2	$ -	$ -	$ -	$ -	$ -	$ -
19	A_6300100-Cost of Natural Gas	Gas Used for Compressor Station Fuel	810	$ -	$ -	$ -	$ -	$ -	$ -
20	A_6790800-Other Oper-Misc	Gas Used For Other Utility Operations	812	$ -	$ -	$ -	$ -	$ -	$ -
21	A_6010110-Labor Exempt ST	Other Gas Supply Expenses	813	$ 77,995	$ 77,995	$ 77,995	$ 77,995	$ 77,995	$ 77,995
22	A_6010130-Labor Exempt NonProd	Other Gas Supply Expenses	813	$ 8,710	$ 8,710	$ 8,710	$ 8,710	$ 8,710	$ 8,710
23	A_6010910-Labor OffCycle Bonus	Other Gas Supply Expenses	813	$ 8,413	$ 8,413	$ 8,413	$ 8,413	$ 8,413	$ 8,413
24	A_6010990-Labor Seconded Employees	Other Gas Supply Expenses	813	$ 405	$ 405	$ 405	$ 405	$ 405	$ 405
25	A_6030010-EE ProfDue Subs Fees	Other Gas Supply Expenses	813	$ 4,785	$ 4,785	$ 4,785	$ 4,785	$ 4,785	$ 4,785
26	A_6030040-EE Meals 50% Deduct	Other Gas Supply Expenses	813	$ 96	$ 96	$ 96	$ 96	$ 96	$ 96
27	A_6030070-EE Training	Other Gas Supply Expenses	813	$ 144	$ 144	$ 144	$ 144	$ 144	$ 144
28	A_6030080-EE Travel Lodging	Other Gas Supply Expenses	813	$ 607	$ 607	$ 607	$ 607	$ 607	$ 607
29	A_6030091-EE Apprec and Gifts	Other Gas Supply Expenses	813	$ 44	$ 44	$ 44	$ 44	$ 44	$ 44
30	A_6030800-EE Miscellaneous	Other Gas Supply Expenses	813	$ 121	$ 121	$ 121	$ 121	$ 121	$ 121
31	A_6100070-Consultants-Mgmt	Other Gas Supply Expenses	813	$ 43	$ 43	$ 43	$ 43	$ 43	$ 43
32	A_6100080-Consultants-Other	Other Gas Supply Expenses	813	$ 1,540	$ 1,540	$ 1,540	$ 1,540	$ 1,540	$ 1,540
33	A_6400010-M&S FurnOffEquip	Other Gas Supply Expenses	813	$ 65	$ 65	$ 65	$ 65	$ 65	$ 65
34	A_6400020-M&S Gen Office	Other Gas Supply Expenses	813	$ 27	$ 27	$ 27	$ 27	$ 27	$ 27
35	A_6790800-Other Oper-Misc	Other Gas Supply Expenses	813	$ 17,367	$ 17,367	$ 17,367	$ 17,367	$ 17,367	$ 17,367
36	A_6300100-Cost of Natural Gas	Rents	826	$ -	$ -	$ -	$ -	$ -	$ -
37	**Total Fuel Related Expenses**			**$ 120,362**	**$ 120,362**	**$ 120,362**	**$ 120,362**	**$ 120,362**	**$ 120,362**
38									
39	**Transmission Expenses - Operation:**								
40	A_6010110-Labor Exempt ST	Operation Supervision and Engineering	850	$ 26,678	$ 26,678	$ 26,678	$ 26,678	$ 26,678	$ 26,678
41	A_6010130-Labor Exempt NonProd	Operation Supervision and Engineering	850	$ 5,263	$ 5,263	$ 5,263	$ 5,263	$ 5,263	$ 5,263
42	A_6010210-Labor NonExm ST	Operation Supervision and Engineering	850	$ 10,510	$ 10,510	$ 10,510	$ 10,510	$ 10,510	$ 10,510
43	A_6010220-Labor NonExm OT	Operation Supervision and Engineering	850	$ 2,188	$ 2,188	$ 2,188	$ 2,188	$ 2,188	$ 2,188
44	A_6010230-Labor NonExm NonProd	Operation Supervision and Engineering	850	$ 1,829	$ 1,829	$ 1,829	$ 1,829	$ 1,829	$ 1,829
45	A_6010910-Labor OffCycle Bonus	Operation Supervision and Engineering	850	$ 55	$ 55	$ 55	$ 55	$ 55	$ 55
46	A_6030010-EE ProfDue Subs Fees	Operation Supervision and Engineering	850	$ 186	$ 186	$ 186	$ 186	$ 186	$ 186
47	A_6030040-EE Meals 50% Deduct	Operation Supervision and Engineering	850	$ 329	$ 329	$ 329	$ 329	$ 329	$ 329
48	A_6030060-EE Shoes Uniforms	Operation Supervision and Engineering	850	$ 183	$ 183	$ 183	$ 183	$ 183	$ 183
49	A_6030070-EE Training	Operation Supervision and Engineering	850	$ 629	$ 629	$ 629	$ 629	$ 629	$ 629
50	A_6030080-EE Travel Lodging	Operation Supervision and Engineering	850	$ 1,240	$ 1,240	$ 1,240	$ 1,240	$ 1,240	$ 1,240
51	A_6030091-EE Apprec and Gifts	Operation Supervision and Engineering	850	$ 0	$ 0	$ 0	$ 0	$ 0	$ 0
52	A_6030800-EE Miscellaneous	Operation Supervision and Engineering	850	$ 2,095	$ 2,095	$ 2,095	$ 2,095	$ 2,095	$ 2,095

NMGC Exhibit ECB-5
Page 269 of 596

NEW MEXICO GAS COMPANY, INC.

Operations and Maintenance Summary
Base Period - 12 Months Ending March 31, 2023
Future Test Year - 12 Months Ending September 30, 2025

	A	B	C	AH	AI	AJ	AK	AL	AM
3	Description	Account Name	FERC Acct	3/31/2024	Linkage 1 Ending 3/31/2024	Escalated Linkage 2 - Results of Pure Escalation of 1.62%	Total Linkage 2 Period Separately Forecasted Items	4/1/2024	5/1/2024
4									
5	**Other Gas Supply Operations:**								
6	A_6300100-Cost of Natural Gas	Natural Gas Gasoline Plant Outlet Purchases	802	$ -	$ -	$ -	$ -	$ -	$ -
7	A_6300100-Cost of Natural Gas	Natural Gas Transmission Line Purchases	803	$ -	$ -	$ -	$ -	$ -	$ -
8	A_6100080-Consultants-Other	Natural Gas Transmission Line Purchases	803	$ -	$ -	$ -	$ -	$ -	$ -
9	A_6100190-Software Maintenance	Natural Gas Transmission Line Purchases	803	$ -	$ -	$ -	$ -	$ -	$ -
10	A_6790230-Postage Ship Courier	Natural Gas Transmission Line Purchases	803	$ -	$ -	$ -	$ -	$ -	$ -
11	A_6300100-Cost of Natural Gas	Natural Gas City Gate Purchases	804	$ -	$ -	$ -	$ -	$ -	$ -
12	A_6400100-M&S OS Purchases	Natural Gas City Gate Purchases	804	$ -	$ -	$ -	$ -	$ -	$ -
13	A_6790321-Stores Allocation	Natural Gas City Gate Purchases	804	$ -	$ -	$ -	$ -	$ -	$ -
14	A_6790322-Small Tools Alloc	Natural Gas City Gate Purchases	804	$ -	$ -	$ -	$ -	$ -	$ -
15	A_6300000-1001/S6300000	Other Gas Purchases	805.1	$ -	$ -	$ -	$ -	$ -	$ -
16	A_6300100-Cost of Natural Gas	Exchange Gas	806	$ -	$ -	$ -	$ -	$ -	$ -
17	A_6300100-Cost of Natural Gas	Gas Withdrawn From Storage - Debit	808.1	$ -	$ -	$ -	$ -	$ -	$ -
18	A_6300100-Cost of Natural Gas	Gas Delivered to Storage - Credit	808.2	$ -	$ -	$ -	$ -	$ -	$ -
19	A_6300100-Cost of Natural Gas	Gas Used for Compressor Station Fuel	810	$ -	$ -	$ -	$ -	$ -	$ -
20	A_6790800-Other Oper-Misc	Gas Used For Other Utility Operations	812	$ -	$ -	$ -	$ -	$ -	$ -
21	A_6010110-Labor Exempt ST	Other Gas Supply Expenses	813	$ 77,995	$ 935,935	$ -	$ 952,032	$ 80,677	$ 80,677
22	A_6010130-Labor Exempt NonProd	Other Gas Supply Expenses	813	$ 8,710	$ 104,518	$ -	$ 106,315	$ 9,009	$ 9,009
23	A_6010910-Labor OffCycle Bonus	Other Gas Supply Expenses	813	$ 8,413	$ 100,961	$ -	$ 102,697	$ 8,703	$ 8,703
24	A_6010990-Labor Seconded Employees	Other Gas Supply Expenses	813	$ 405	$ 4,860	$ -	$ 4,943	$ 419	$ 419
25	A_6030010-EE ProfDue Subs Fees	Other Gas Supply Expenses	813	$ 4,785	$ 57,417	$ 58,349	$ -	$ 4,940	$ 4,940
26	A_6030040-EE Meals 50% Deduct	Other Gas Supply Expenses	813	$ 96	$ 1,156	$ 1,175	$ -	$ 99	$ 99
27	A_6030070-EE Training	Other Gas Supply Expenses	813	$ 144	$ 1,734	$ 1,762	$ -	$ 149	$ 149
28	A_6030080-EE Travel Lodging	Other Gas Supply Expenses	813	$ 607	$ 7,281	$ 7,399	$ -	$ 626	$ 626
29	A_6030091-EE Apprec and Gifts	Other Gas Supply Expenses	813	$ 44	$ 531	$ 540	$ -	$ 46	$ 46
30	A_6030800-EE Miscellaneous	Other Gas Supply Expenses	813	$ 121	$ 1,456	$ 1,480	$ -	$ 125	$ 125
31	A_6100070-Consultants-Mgmt	Other Gas Supply Expenses	813	$ 43	$ 520	$ 528	$ -	$ 45	$ 45
32	A_6100080-Consultants-Other	Other Gas Supply Expenses	813	$ 1,540	$ 18,479	$ 18,778	$ -	$ 1,590	$ 1,590
33	A_6400010-M&S FurnOffEquip	Other Gas Supply Expenses	813	$ 65	$ 777	$ 790	$ -	$ 67	$ 67
34	A_6400020-M&S Gen Office	Other Gas Supply Expenses	813	$ 27	$ 325	$ 330	$ -	$ 28	$ 28
35	A_6790800-Other Oper-Misc	Other Gas Supply Expenses	813	$ 17,367	$ 208,400	$ 211,782	$ -	$ 17,930	$ 17,930
36	A_6300100-Cost of Natural Gas	Rents	826	$ -	$ -	$ -	$ -	$ -	$ -
37	**Total Fuel Related Expenses**			**$ 120,362**	**$ 1,444,348**	**$ 302,914**	**$ 1,165,987**	**$ 124,454**	**$ 124,454**
38									
39	**Transmission Expenses - Operation:**								
40	A_6010110-Labor Exempt ST	Operation Supervision and Engineering	850	$ 26,678	$ 320,138	$ -	$ 325,644	$ 27,596	$ 27,596
41	A_6010130-Labor Exempt NonProd	Operation Supervision and Engineering	850	$ 5,263	$ 63,155	$ -	$ 64,241	$ 5,444	$ 5,444
42	A_6010210-Labor NonExm ST	Operation Supervision and Engineering	850	$ 10,510	$ 126,123	$ -	$ 128,293	$ 10,872	$ 10,872
43	A_6010220-Labor NonExm OT	Operation Supervision and Engineering	850	$ 2,188	$ 26,256	$ -	$ 26,708	$ 2,263	$ 2,263
44	A_6010230-Labor NonExm NonProd	Operation Supervision and Engineering	850	$ 1,829	$ 21,950	$ -	$ 22,328	$ 1,892	$ 1,892
45	A_6010910-Labor OffCycle Bonus	Operation Supervision and Engineering	850	$ 55	$ 658	$ -	$ 669	$ 57	$ 57
46	A_6030010-EE ProfDue Subs Fees	Operation Supervision and Engineering	850	$ 186	$ 2,238	$ 2,274	$ -	$ 193	$ 193
47	A_6030040-EE Meals 50% Deduct	Operation Supervision and Engineering	850	$ 329	$ 3,945	$ 4,009	$ -	$ 339	$ 339
48	A_6030060-EE Shoes Uniforms	Operation Supervision and Engineering	850	$ 183	$ 2,190	$ 2,226	$ -	$ 188	$ 188
49	A_6030070-EE Training	Operation Supervision and Engineering	850	$ 629	$ 7,553	$ 7,676	$ -	$ 650	$ 650
50	A_6030080-EE Travel Lodging	Operation Supervision and Engineering	850	$ 1,240	$ 14,877	$ 15,119	$ -	$ 1,280	$ 1,280
51	A_6030091-EE Apprec and Gifts	Operation Supervision and Engineering	850	$ 0	$ 2	$ 2	$ -	$ 0	$ 0
52	A_6030800-EE Miscellaneous	Operation Supervision and Engineering	850	$ 2,095	$ 25,140	$ 25,548	$ -	$ 2,163	$ 2,163

NMGC Exhibit ECB-5
Page 270 of 596

NEW MEXICO GAS COMPANY, INC.

Operations and Maintenance Summary
Base Period - 12 Months Ending March 31, 2023
Future Test Year - 12 Months Ending September 30, 2025

	A	B	C	AN	AO	AP	AQ	AR
3	Description	Account Name	FERC Acct	6/1/2024	7/1/2024	8/1/2024	9/1/2024	Linkage 2 Ending 9/30/2024
4								
5	**Other Gas Supply Operations:**							
6	A_6300100-Cost of Natural Gas	Natural Gas Gasoline Plant Outlet Purchases	802	$ -	$ -	$ -	$ -	$ -
7	A_6300100-Cost of Natural Gas	Natural Gas Transmission Line Purchases	803	$ -	$ -	$ -	$ -	$ -
8	A_6100080-Consultants-Other	Natural Gas Transmission Line Purchases	803	$ -	$ -	$ -	$ -	$ -
9	A_6100190-Software Maintenance	Natural Gas Transmission Line Purchases	803	$ -	$ -	$ -	$ -	$ -
10	A_6790230-Postage Ship Courier	Natural Gas Transmission Line Purchases	803	$ -	$ -	$ -	$ -	$ -
11	A_6300100-Cost of Natural Gas	Natural Gas City Gate Purchases	804	$ -	$ -	$ -	$ -	$ -
12	A_6400100-M&S OS Purchases	Natural Gas City Gate Purchases	804	$ -	$ -	$ -	$ -	$ -
13	A_6790321-Stores Allocation	Natural Gas City Gate Purchases	804	$ -	$ -	$ -	$ -	$ -
14	A_6790322-Small Tools Alloc	Natural Gas City Gate Purchases	804	$ -	$ -	$ -	$ -	$ -
15	A_6300000-1001/S6300000	Other Gas Purchases	805.1	$ -	$ -	$ -	$ -	$ -
16	A_6300100-Cost of Natural Gas	Exchange Gas	806	$ -	$ -	$ -	$ -	$ -
17	A_6300100-Cost of Natural Gas	Gas Withdrawn From Storage - Debit	808.1	$ -	$ -	$ -	$ -	$ -
18	A_6300100-Cost of Natural Gas	Gas Delivered to Storage - Credit	808.2	$ -	$ -	$ -	$ -	$ -
19	A_6300100-Cost of Natural Gas	Gas Used for Compressor Station Fuel	810	$ -	$ -	$ -	$ -	$ -
20	A_6790800-Other Oper-Misc	Gas Used For Other Utility Operations	812	$ -	$ -	$ -	$ -	$ -
21	A_6010110-Labor Exempt ST	Other Gas Supply Expenses	813	$ 80,677	$ 80,677	$ 80,677	$ 80,677	$ 952,032
22	A_6010130-Labor Exempt NonProd	Other Gas Supply Expenses	813	$ 9,009	$ 9,009	$ 9,009	$ 9,009	$ 106,315
23	A_6010910-Labor OffCycle Bonus	Other Gas Supply Expenses	813	$ 8,703	$ 8,703	$ 8,703	$ 8,703	$ 102,697
24	A_6010990-Labor Seconded Employees	Other Gas Supply Expenses	813	$ 419	$ 419	$ 419	$ 419	$ 4,943
25	A_6030010-EE ProfDue Subs Fees	Other Gas Supply Expenses	813	$ 4,940	$ 4,940	$ 4,940	$ 4,940	$ 58,349
26	A_6030040-EE Meals 50% Deduct	Other Gas Supply Expenses	813	$ 99	$ 99	$ 99	$ 99	$ 1,175
27	A_6030070-EE Training	Other Gas Supply Expenses	813	$ 149	$ 149	$ 149	$ 149	$ 1,762
28	A_6030080-EE Travel Lodging	Other Gas Supply Expenses	813	$ 626	$ 626	$ 626	$ 626	$ 7,399
29	A_6030091-EE Apprec and Gifts	Other Gas Supply Expenses	813	$ 46	$ 46	$ 46	$ 46	$ 540
30	A_6030800-EE Miscellaneous	Other Gas Supply Expenses	813	$ 125	$ 125	$ 125	$ 125	$ 1,480
31	A_6100070-Consultants-Mgmt	Other Gas Supply Expenses	813	$ 45	$ 45	$ 45	$ 45	$ 528
32	A_6100080-Consultants-Other	Other Gas Supply Expenses	813	$ 1,590	$ 1,590	$ 1,590	$ 1,590	$ 18,778
33	A_6400010-M&S FurnOffEquip	Other Gas Supply Expenses	813	$ 67	$ 67	$ 67	$ 67	$ 790
34	A_6400020-M&S Gen Office	Other Gas Supply Expenses	813	$ 28	$ 28	$ 28	$ 28	$ 330
35	A_6790800-Other Oper-Misc	Other Gas Supply Expenses	813	$ 17,930	$ 17,930	$ 17,930	$ 17,930	$ 211,782
36	A_6300100-Cost of Natural Gas	Rents	826	$ -	$ -	$ -	$ -	$ -
37	**Total Fuel Related Expenses**			**$ 124,454**	**$ 124,454**	**$ 124,454**	**$ 124,454**	**$ 1,468,901**
38								
39	**Transmission Expenses - Operation:**							
40	A_6010110-Labor Exempt ST	Operation Supervision and Engineering	850	$ 27,596	$ 27,596	$ 27,596	$ 27,596	$ 325,644
41	A_6010130-Labor Exempt NonProd	Operation Supervision and Engineering	850	$ 5,444	$ 5,444	$ 5,444	$ 5,444	$ 64,241
42	A_6010210-Labor NonExm ST	Operation Supervision and Engineering	850	$ 10,872	$ 10,872	$ 10,872	$ 10,872	$ 128,293
43	A_6010220-Labor NonExm OT	Operation Supervision and Engineering	850	$ 2,263	$ 2,263	$ 2,263	$ 2,263	$ 26,708
44	A_6010230-Labor NonExm NonProd	Operation Supervision and Engineering	850	$ 1,892	$ 1,892	$ 1,892	$ 1,892	$ 22,328
45	A_6010910-Labor OffCycle Bonus	Operation Supervision and Engineering	850	$ 57	$ 57	$ 57	$ 57	$ 669
46	A_6030010-EE ProfDue Subs Fees	Operation Supervision and Engineering	850	$ 193	$ 193	$ 193	$ 193	$ 2,274
47	A_6030040-EE Meals 50% Deduct	Operation Supervision and Engineering	850	$ 339	$ 339	$ 339	$ 339	$ 4,009
48	A_6030060-EE Shoes Uniforms	Operation Supervision and Engineering	850	$ 188	$ 188	$ 188	$ 188	$ 2,226
49	A_6030070-EE Training	Operation Supervision and Engineering	850	$ 650	$ 650	$ 650	$ 650	$ 7,676
50	A_6030080-EE Travel Lodging	Operation Supervision and Engineering	850	$ 1,280	$ 1,280	$ 1,280	$ 1,280	$ 15,119
51	A_6030091-EE Apprec and Gifts	Operation Supervision and Engineering	850	$ 0	$ 0	$ 0	$ 0	$ 2
52	A_6030800-EE Miscellaneous	Operation Supervision and Engineering	850	$ 2,163	$ 2,163	$ 2,163	$ 2,163	$ 25,548

NMGC Exhibit ECB-5
Page 271 of 596

NEW MEXICO GAS COMPANY, INC.

Operations and Maintenance Summary
Base Period - 12 Months Ending March 31, 2023
Future Test Year - 12 Months Ending September 30, 2025

	A	B	C	D	E	F	G	H	I
3	Description	Account Name	FERC Acct	4/30/2022	5/31/2022	6/30/2022	7/31/2022	8/31/2022	9/30/2022
53	A_6100070-Consultants-Mgmt	Operation Supervision and Engineering	850	$ 3	$ -	$ -	$ -	$ -	$ -
54	A_6100080-Consultants-Other	Operation Supervision and Engineering	850	$ -	$ 67,947	$ -	$ -	$ 3,135	$ 9,179
55	A_6100100-Contractor Services	Operation Supervision and Engineering	850	$ -	$ -	$ -	$ -	$ -	$ 11
56	A_6400020-M&S Gen Office	Operation Supervision and Engineering	850	$ -	$ -	$ -	$ -	$ 15	$ -
57	A_6400100-M&S OS Purchases	Operation Supervision and Engineering	850	$ -	$ -	$ 13	$ -	$ -	$ -
58	A_6790320-Fleet Allocation	Operation Supervision and Engineering	850	$ 3,788	$ 4,212	$ 3,270	$ 3,476	$ 4,603	$ 2,806
59	A_6790321-Stores Allocation	Operation Supervision and Engineering	850	$ -	$ -	$ 1	$ -	$ -	$ -
60	A_6790322-Small Tools Alloc	Operation Supervision and Engineering	850	$ -	$ -	$ 1	$ -	$ -	$ -
61	A_A6010000-1001/A6010000	Operation Supervision and Engineering	850	$ 0	$ -	$ (12)	$ -	$ -	$ (1,154)
62	A_R6010000-1001/R6010000	Operation Supervision and Engineering	850	$ -	$ -	$ -	$ 16	$ 4	$ (518)
63	A_6018999-Labor Exp Reclass	Operation Supervision and Engineering	850	$ -	$ -	$ (35,504)	$ -	$ -	$ -
64	A_6400080-M&S Vehicle Fuel	Operation Supervision and Engineering	850	$ -	$ -	$ -	$ -	$ -	$ -
65	A_6400500-M&S Parts	Operation Supervision and Engineering	850	$ -	$ -	$ 22	$ -	$ -	$ -
66	A_6500010-Transport-Vehicle	Operation Supervision and Engineering	850	$ -	$ -	$ -	$ -	$ -	$ -
67	A_6790230-Postage Ship Courier	Operation Supervision and Engineering	850	$ -	$ -	$ -	$ -	$ 90	$ -
68	A_6790800-Other Oper-Misc	Operation Supervision and Engineering	850	$ -	$ -	$ -	$ -	$ -	$ -
69	A_6010110-Labor Exempt ST	System Control and Load Dispatching	851	$ 32,826	$ 47,335	$ 39,312	$ 43,203	$ 43,858	$ 42,639
70	A_6010130-Labor Exempt NonProd	System Control and Load Dispatching	851	$ 8,227	$ (2,668)	$ 9,433	$ 7,775	$ 13,423	$ 12,445
71	A_6010210-Labor NonExm ST	System Control and Load Dispatching	851	$ 39,463	$ 42,314	$ 30,592	$ 38,224	$ 44,445	$ 36,266
72	A_6010220-Labor NonExm OT	System Control and Load Dispatching	851	$ 15,264	$ 14,562	$ 9,236	$ 11,457	$ 5,921	$ 16,301
73	A_6010230-Labor NonExm NonProd	System Control and Load Dispatching	851	$ 8,906	$ 750	$ 7,370	$ 5,315	$ 2,735	$ 8,542
74	A_6010910-Labor OffCycle Bonus	System Control and Load Dispatching	851	$ -	$ -	$ -	$ -	$ -	$ -
75	A_6030010-EE ProfDue Subs Fees	System Control and Load Dispatching	851	$ -	$ -	$ -	$ -	$ -	$ -
76	A_6030040-EE Meals 50% Deduct	System Control and Load Dispatching	851	$ 108	$ 73	$ 39	$ 129	$ 241	$ 222
77	A_6030070-EE Training	System Control and Load Dispatching	851	$ -	$ 632	$ -	$ -	$ -	$ 29
78	A_6030080-EE Travel Lodging	System Control and Load Dispatching	851	$ -	$ 140	$ -	$ -	$ -	$ -
79	A_6030091-EE Apprec and Gifts	System Control and Load Dispatching	851	$ -	$ 1	$ -	$ -	$ 4	$ -
80	A_6030800-EE Miscellaneous	System Control and Load Dispatching	851	$ -	$ 0	$ 2	$ 1	$ 1,329	$ -
81	A_6100070-Consultants-Mgmt	System Control and Load Dispatching	851	$ 7	$ -	$ -	$ -	$ -	$ -
82	A_6400020-M&S Gen Office	System Control and Load Dispatching	851	$ -	$ -	$ -	$ 200	$ -	$ -
83	A_A6010000-1001/A6010000	System Control and Load Dispatching	851	$ 0	$ -	$ -	$ -	$ 9,657	$ 4,183
84	A_6018999-Labor Exp Reclass	System Control and Load Dispatching	851	$ -	$ -	$ (1,989)	$ -	$ -	$ -
85	A_6010110-Labor Exempt ST	Compressor Station Labor and Expenses	853	$ 610	$ 2,671	$ 1,570	$ 1,153	$ 1,181	$ 1,608
86	A_6010130-Labor Exempt NonProd	Compressor Station Labor and Expenses	853	$ 305	$ (320)	$ 434	$ 655	$ 241	$ 126
87	A_6010210-Labor NonExm ST	Compressor Station Labor and Expenses	853	$ 2,536	$ 6,506	$ 4,123	$ 4,339	$ 3,393	$ 3,091
88	A_6010220-Labor NonExm OT	Compressor Station Labor and Expenses	853	$ 668	$ 1,559	$ 324	$ 1,618	$ 465	$ 133
89	A_6010230-Labor NonExm NonProd	Compressor Station Labor and Expenses	853	$ 135	$ 349	$ 1,176	$ 720	$ 445	$ 1,592
90	A_6010910-Labor OffCycle Bonus	Compressor Station Labor and Expenses	853	$ -	$ -	$ -	$ -	$ -	$ -
91	A_6030010-EE ProfDue Subs Fees	Compressor Station Labor and Expenses	853	$ -	$ -	$ -	$ -	$ -	$ -
92	A_6030040-EE Meals 50% Deduct	Compressor Station Labor and Expenses	853	$ -	$ 0	$ (0)	$ 0	$ -	$ -
93	A_6030060-EE Shoes Uniforms	Compressor Station Labor and Expenses	853	$ -	$ -	$ -	$ -	$ -	$ -
94	A_6030070-EE Training	Compressor Station Labor and Expenses	853	$ -	$ 61	$ -	$ -	$ -	$ 1
95	A_6030091-EE Apprec and Gifts	Compressor Station Labor and Expenses	853	$ -	$ 0	$ -	$ -	$ 0	$ -
96	A_6030800-EE Miscellaneous	Compressor Station Labor and Expenses	853	$ -	$ 0	$ 0	$ 0	$ (0)	$ -
97	A_6100070-Consultants-Mgmt	Compressor Station Labor and Expenses	853	$ 0	$ -	$ -	$ -	$ -	$ -
98	A_6790320-Fleet Allocation	Compressor Station Labor and Expenses	853	$ 338	$ 1,002	$ 567	$ 619	$ 443	$ 493
99	A_6300100-Cost of Natural Gas	Gas for Compressor Station Fuel	854	$ 253,279	$ 77,506	$ 61,216	$ 63,838	$ 67,973	$ 81,272
100	A_6030010-EE ProfDue Subs Fees	Other Fuel and Power for Compressor Stations	855	$ -	$ -	$ -	$ -	$ -	$ -
101	A_6300100-Cost of Natural Gas	Other Fuel and Power for Compressor Stations	855	$ 7,403	$ 5,648	$ 3,241	$ 9,256	$ 5,888	$ 6,286

NMGC Exhibit ECB-5
Page 272 of 596

NEW MEXICO GAS COMPANY, INC.

Operations and Maintenance Summary
Base Period - 12 Months Ending March 31, 2023
Future Test Year - 12 Months Ending September 30, 2025

	A	B	C	J	K	L	M	N	O
3	Description	Account Name	FERC Acct	10/31/2022	11/30/2022	12/31/2022	1/31/2023	2/28/2023	3/31/2023
53	A_6100070-Consultants-Mgmt	Operation Supervision and Engineering	850	$ -	$ 136	$ 104	$ -	$ -	$ -
54	A_6100080-Consultants-Other	Operation Supervision and Engineering	850	$ (13,696)	$ -	$ -	$ -	$ 394	$ -
55	A_6100100-Contractor Services	Operation Supervision and Engineering	850	$ -	$ -	$ 68,794	$ (1,506)	$ -	$ 35,000
56	A_6400020-M&S Gen Office	Operation Supervision and Engineering	850	$ -	$ -	$ -	$ -	$ -	$ -
57	A_6400100-M&S OS Purchases	Operation Supervision and Engineering	850	$ (403)	$ -	$ 34	$ -	$ 426	$ 38
58	A_6790320-Fleet Allocation	Operation Supervision and Engineering	850	$ 3,000	$ 2,534	$ 2,720	$ 3,324	$ 3,477	$ 3,084
59	A_6790321-Stores Allocation	Operation Supervision and Engineering	850	$ (31)	$ -	$ 3	$ -	$ 18	$ 2
60	A_6790322-Small Tools Alloc	Operation Supervision and Engineering	850	$ (22)	$ -	$ 1	$ -	$ 32	$ 1
61	A_A6010000-1001/A6010000	Operation Supervision and Engineering	850	$ 19	$ 4	$ 11	$ 1	$ 72	$ 1
62	A_R6010000-1001/R6010000	Operation Supervision and Engineering	850	$ 3	$ -	$ -	$ -	$ 12	$ 7
63	A_6018999-Labor Exp Reclass	Operation Supervision and Engineering	850	$ -	$ -	$ -	$ -	$ -	$ -
64	A_6400080-M&S Vehicle Fuel	Operation Supervision and Engineering	850	$ -	$ -	$ 2	$ -	$ -	$ -
65	A_6400500-M&S Parts	Operation Supervision and Engineering	850	$ -	$ -	$ -	$ -	$ -	$ -
66	A_6500010-Transport-Vehicle	Operation Supervision and Engineering	850	$ -	$ 39	$ -	$ 28	$ -	$ -
67	A_6790230-Postage Ship Courier	Operation Supervision and Engineering	850	$ -	$ -	$ -	$ -	$ -	$ -
68	A_6790800-Other Oper-Misc	Operation Supervision and Engineering	850	$ -	$ -	$ -	$ -	$ -	$ 5,361
69	A_6010110-Labor Exempt ST	System Control and Load Dispatching	851	$ 48,878	$ 32,024	$ 27,099	$ 39,789	$ 49,367	$ 59,779
70	A_6010130-Labor Exempt NonProd	System Control and Load Dispatching	851	$ 8,975	$ 10,615	$ 20,457	$ 19,805	$ 4,737	$ 5,078
71	A_6010210-Labor NonExm ST	System Control and Load Dispatching	851	$ 47,578	$ 35,293	$ 32,685	$ 35,852	$ 37,212	$ 41,952
72	A_6010220-Labor NonExm OT	System Control and Load Dispatching	851	$ 4,560	$ 6,515	$ 19,704	$ 17,962	$ 7,480	$ 10,116
73	A_6010230-Labor NonExm NonProd	System Control and Load Dispatching	851	$ (998)	$ 7,655	$ 12,158	$ 11,440	$ 4,215	$ 3,201
74	A_6010910-Labor OffCycle Bonus	System Control and Load Dispatching	851	$ -	$ -	$ -	$ 7,628	$ -	$ -
75	A_6030010-EE ProfDue Subs Fees	System Control and Load Dispatching	851	$ 9	$ -	$ -	$ -	$ 2,798	$ -
76	A_6030040-EE Meals 50% Deduct	System Control and Load Dispatching	851	$ 194	$ 36	$ 566	$ 65	$ 70	$ 87
77	A_6030070-EE Training	System Control and Load Dispatching	851	$ 451	$ 56	$ 213	$ 1,179	$ (183)	$ -
78	A_6030080-EE Travel Lodging	System Control and Load Dispatching	851	$ -	$ -	$ -	$ -	$ 436	$ -
79	A_6030091-EE Apprec and Gifts	System Control and Load Dispatching	851	$ -	$ -	$ -	$ -	$ -	$ -
80	A_6030800-EE Miscellaneous	System Control and Load Dispatching	851	$ (1,100)	$ -	$ 332	$ 1,460	$ 155	$ (10,231)
81	A_6100070-Consultants-Mgmt	System Control and Load Dispatching	851	$ -	$ 382	$ 328	$ -	$ -	$ -
82	A_6400020-M&S Gen Office	System Control and Load Dispatching	851	$ -	$ -	$ -	$ -	$ -	$ 210
83	A_A6010000-1001/A6010000	System Control and Load Dispatching	851	$ 1,908	$ -	$ 0	$ 0	$ 320	$ 139
84	A_6018999-Labor Exp Reclass	System Control and Load Dispatching	851	$ -	$ -	$ -	$ -	$ -	$ -
85	A_6010110-Labor Exempt ST	Compressor Station Labor and Expenses	853	$ 718	$ 2,509	$ 1,804	$ 2,141	$ 2,644	$ 2,378
86	A_6010130-Labor Exempt NonProd	Compressor Station Labor and Expenses	853	$ 391	$ 70	$ 756	$ 656	$ (89)	$ -
87	A_6010210-Labor NonExm ST	Compressor Station Labor and Expenses	853	$ 3,057	$ 6,256	$ 3,687	$ 4,328	$ 4,950	$ 4,912
88	A_6010220-Labor NonExm OT	Compressor Station Labor and Expenses	853	$ 1,625	$ (445)	$ 1,468	$ 1,509	$ 2,267	$ 4,020
89	A_6010230-Labor NonExm NonProd	Compressor Station Labor and Expenses	853	$ (216)	$ 968	$ 1,468	$ 1,896	$ 1,294	$ 1,741
90	A_6010910-Labor OffCycle Bonus	Compressor Station Labor and Expenses	853	$ -	$ -	$ -	$ 423	$ -	$ -
91	A_6030010-EE ProfDue Subs Fees	Compressor Station Labor and Expenses	853	$ 0	$ -	$ -	$ -	$ -	$ -
92	A_6030040-EE Meals 50% Deduct	Compressor Station Labor and Expenses	853	$ 0	$ 0	$ -	$ -	$ -	$ -
93	A_6030060-EE Shoes Uniforms	Compressor Station Labor and Expenses	853	$ -	$ -	$ -	$ 1,054	$ 218	$ -
94	A_6030070-EE Training	Compressor Station Labor and Expenses	853	$ 23	$ 5	$ 16	$ 108	$ (19)	$ -
95	A_6030091-EE Apprec and Gifts	Compressor Station Labor and Expenses	853	$ -	$ -	$ -	$ -	$ -	$ -
96	A_6030800-EE Miscellaneous	Compressor Station Labor and Expenses	853	$ -	$ -	$ -	$ -	$ -	$ -
97	A_6100070-Consultants-Mgmt	Compressor Station Labor and Expenses	853	$ -	$ 33	$ 25	$ -	$ -	$ -
98	A_6790320-Fleet Allocation	Compressor Station Labor and Expenses	853	$ 370	$ 686	$ 610	$ 875	$ 804	$ 1,465
99	A_6300100-Cost of Natural Gas	Gas for Compressor Station Fuel	854	$ 69,268	$ 19,840	$ 101,241	$ 165,836	$ 342,549	$ 121,715
100	A_6030010-EE ProfDue Subs Fees	Other Fuel and Power for Compressor Stations	855	$ -	$ -	$ -	$ -	$ 784	$ -
101	A_6300100-Cost of Natural Gas	Other Fuel and Power for Compressor Stations	855	$ 1,722	$ 10,224	$ 7,816	$ 7,239	$ 15,329	$ 8,995

NMGC Exhibit ECB-5
Page 273 of 596

NEW MEXICO GAS COMPANY, INC.

Operations and Maintenance Summary
Base Period - 12 Months Ending March 31, 2023
Future Test Year - 12 Months Ending September 30, 2025

	A	B	C	P	Q	R	S	T	U
3	Description	Account Name	FERC Acct	Total Company Unadjusted Base Period Ending 3/31/2023	Base Period Adjustments	Adjusted Base Period	Removal of Separately Forecasted Items (To be added back Later)	Remaining Base Period O&M to be Escalated	Escalated Linkage 1 - Results of Pure Escalation of 3.93%
53	A_6100070-Consultants-Mgmt	Operation Supervision and Engineering	850	$ 242	$ -	$ 242	$ -	$ 242	$ 252
54	A_6100080-Consultants-Other	Operation Supervision and Engineering	850	$ 66,959	$ -	$ 66,959	$ -	$ 66,959	$ 69,592
55	A_6100100-Contractor Services	Operation Supervision and Engineering	850	$ 102,298	$ -	$ 102,298	$ -	$ 102,298	$ 106,321
56	A_6400020-M&S Gen Office	Operation Supervision and Engineering	850	$ 15	$ -	$ 15	$ -	$ 15	$ 15
57	A_6400100-M&S OS Purchases	Operation Supervision and Engineering	850	$ 108	$ -	$ 108	$ -	$ 108	$ 112
58	A_6790320-Fleet Allocation	Operation Supervision and Engineering	850	$ 40,295	$ -	$ 40,295	$ -	$ 40,295	$ 41,880
59	A_6790321-Stores Allocation	Operation Supervision and Engineering	850	$ (6)	$ -	$ (6)	$ -	$ (6)	$ (6)
60	A_6790322-Small Tools Alloc	Operation Supervision and Engineering	850	$ 12	$ -	$ 12	$ -	$ 12	$ 13
61	A_A6010000-1001/A6010000	Operation Supervision and Engineering	850	$ (1,058)	$ (58)	$ (1,117)	$ 1,117	$ -	$ -
62	A_R6010000-1001/R6010000	Operation Supervision and Engineering	850	$ (477)	$ (26)	$ (503)	$ 503	$ -	$ -
63	A_6018999-Labor Exp Reclass	Operation Supervision and Engineering	850	$ (35,504)	$ (1,952)	$ (37,456)	$ 37,456	$ -	$ -
64	A_6400080-M&S Vehicle Fuel	Operation Supervision and Engineering	850	$ 2	$ -	$ 2	$ -	$ 2	$ 2
65	A_6400500-M&S Parts	Operation Supervision and Engineering	850	$ 22	$ -	$ 22	$ -	$ 22	$ 23
66	A_6500010-Transport-Vehicle	Operation Supervision and Engineering	850	$ 67	$ -	$ 67	$ -	$ 67	$ 69
67	A_6790230-Postage Ship Courier	Operation Supervision and Engineering	850	$ 90	$ -	$ 90	$ -	$ 90	$ 93
68	A_6790800-Other Oper-Misc	Operation Supervision and Engineering	850	$ 5,361	$ -	$ 5,361	$ -	$ 5,361	$ 5,572
69	A_6010110-Labor Exempt ST	System Control and Load Dispatching	851	$ 506,109	$ 68,275	$ 574,383	$ (574,383)	$ -	$ -
70	A_6010130-Labor Exempt NonProd	System Control and Load Dispatching	851	$ 118,301	$ 6,505	$ 124,806	$ (124,806)	$ -	$ -
71	A_6010210-Labor NonExm ST	System Control and Load Dispatching	851	$ 461,875	$ 62,307	$ 524,183	$ (524,183)	$ -	$ -
72	A_6010220-Labor NonExm OT	System Control and Load Dispatching	851	$ 139,078	$ (22,204)	$ 116,874	$ (116,874)	$ -	$ -
73	A_6010230-Labor NonExm NonProd	System Control and Load Dispatching	851	$ 71,289	$ 3,920	$ 75,209	$ (75,209)	$ -	$ -
74	A_6010910-Labor OffCycle Bonus	System Control and Load Dispatching	851	$ 7,628	$ 419	$ 8,048	$ (8,048)	$ -	$ -
75	A_6030010-EE ProfDue Subs Fees	System Control and Load Dispatching	851	$ 2,807	$ -	$ 2,807	$ -	$ 2,807	$ 2,917
76	A_6030040-EE Meals 50% Deduct	System Control and Load Dispatching	851	$ 1,830	$ -	$ 1,830	$ -	$ 1,830	$ 1,902
77	A_6030070-EE Training	System Control and Load Dispatching	851	$ 2,376	$ -	$ 2,376	$ -	$ 2,376	$ 2,470
78	A_6030080-EE Travel Lodging	System Control and Load Dispatching	851	$ 576	$ -	$ 576	$ -	$ 576	$ 599
79	A_6030091-EE Apprec and Gifts	System Control and Load Dispatching	851	$ 5	$ -	$ 5	$ -	$ 5	$ 5
80	A_6030800-EE Miscellaneous	System Control and Load Dispatching	851	$ (8,052)	$ -	$ (8,052)	$ -	$ (8,052)	$ (8,368)
81	A_6100070-Consultants-Mgmt	System Control and Load Dispatching	851	$ 718	$ -	$ 718	$ -	$ 718	$ 746
82	A_6400020-M&S Gen Office	System Control and Load Dispatching	851	$ 410	$ -	$ 410	$ -	$ 410	$ 426
83	A_A6010000-1001/A6010000	System Control and Load Dispatching	851	$ 16,207	$ 891	$ 17,098	$ (17,098)	$ -	$ -
84	A_6018999-Labor Exp Reclass	System Control and Load Dispatching	851	$ (1,989)	$ (109)	$ (2,099)	$ 2,099	$ -	$ -
85	A_6010110-Labor Exempt ST	Compressor Station Labor and Expenses	853	$ 20,986	$ 2,831	$ 23,817	$ (23,817)	$ -	$ -
86	A_6010130-Labor Exempt NonProd	Compressor Station Labor and Expenses	853	$ 3,224	$ 177	$ 3,402	$ (3,402)	$ -	$ -
87	A_6010210-Labor NonExm ST	Compressor Station Labor and Expenses	853	$ 51,177	$ 6,904	$ 58,081	$ (58,081)	$ -	$ -
88	A_6010220-Labor NonExm OT	Compressor Station Labor and Expenses	853	$ 15,210	$ (2,428)	$ 12,782	$ (12,782)	$ -	$ -
89	A_6010230-Labor NonExm NonProd	Compressor Station Labor and Expenses	853	$ 11,569	$ 636	$ 12,205	$ (12,205)	$ -	$ -
90	A_6010910-Labor OffCycle Bonus	Compressor Station Labor and Expenses	853	$ 423	$ 23	$ 446	$ (446)	$ -	$ -
91	A_6030010-EE ProfDue Subs Fees	Compressor Station Labor and Expenses	853	$ 0	$ -	$ 0	$ -	$ 0	$ 0
92	A_6030040-EE Meals 50% Deduct	Compressor Station Labor and Expenses	853	$ 1	$ -	$ 1	$ -	$ 1	$ 1
93	A_6030060-EE Shoes Uniforms	Compressor Station Labor and Expenses	853	$ 1,271	$ -	$ 1,271	$ -	$ 1,271	$ 1,321
94	A_6030070-EE Training	Compressor Station Labor and Expenses	853	$ 195	$ -	$ 195	$ -	$ 195	$ 203
95	A_6030091-EE Apprec and Gifts	Compressor Station Labor and Expenses	853	$ 0	$ -	$ 0	$ -	$ 0	$ 0
96	A_6030800-EE Miscellaneous	Compressor Station Labor and Expenses	853	$ 0	$ -	$ 0	$ -	$ 0	$ 0
97	A_6100070-Consultants-Mgmt	Compressor Station Labor and Expenses	853	$ 58	$ -	$ 58	$ -	$ 58	$ 60
98	A_6790320-Fleet Allocation	Compressor Station Labor and Expenses	853	$ 8,272	$ -	$ 8,272	$ -	$ 8,272	$ 8,597
99	A_6300100-Cost of Natural Gas	Gas for Compressor Station Fuel	854	$ 1,425,536	$ (1,425,536)	$ -	$ -	$ -	$ -
100	A_6030010-EE ProfDue Subs Fees	Other Fuel and Power for Compressor Stations	855	$ 784	$ (784)	$ -	$ -	$ -	$ -
101	A_6300100-Cost of Natural Gas	Other Fuel and Power for Compressor Stations	855	$ 89,046	$ (89,046)	$ -	$ -	$ -	$ -

NMGC Exhibit ECB-5
Page 274 of 596

Sponsored by NMGC Witness Erik C. Buchanan

630 Schedule H-1.2 BaseLink 1 2

NEW MEXICO GAS COMPANY, INC.

Operations and Maintenance Summary
Base Period - 12 Months Ending March 31, 2023
Future Test Year - 12 Months Ending September 30, 2025

	A	B	C	V	W	X	Y	Z	AA
3	Description	Account Name	FERC Acct	Total Linkage 1 Period Separately Forecasted Items	4/30/2023	5/31/2023	6/30/2023	7/31/2023	8/31/2023
53	A_6100070-Consultants-Mgmt	Operation Supervision and Engineering	850	$ -	$ 21	$ 21	$ 21	$ 21	$ 21
54	A_6100080-Consultants-Other	Operation Supervision and Engineering	850	$ -	$ 5,799	$ 5,799	$ 5,799	$ 5,799	$ 5,799
55	A_6100100-Contractor Services	Operation Supervision and Engineering	850	$ -	$ 8,860	$ 8,860	$ 8,860	$ 8,860	$ 8,860
56	A_6400020-M&S Gen Office	Operation Supervision and Engineering	850	$ -	$ 1	$ 1	$ 1	$ 1	$ 1
57	A_6400100-M&S OS Purchases	Operation Supervision and Engineering	850	$ -	$ 9	$ 9	$ 9	$ 9	$ 9
58	A_6790320-Fleet Allocation	Operation Supervision and Engineering	850	$ -	$ 3,490	$ 3,490	$ 3,490	$ 3,490	$ 3,490
59	A_6790321-Stores Allocation	Operation Supervision and Engineering	850	$ -	$ (0)	$ (0)	$ (0)	$ (0)	$ (0)
60	A_6790322-Small Tools Alloc	Operation Supervision and Engineering	850	$ -	$ 1	$ 1	$ 1	$ 1	$ 1
61	A_A6010000-1001/A6010000	Operation Supervision and Engineering	850	$ (1,136)	$ (95)	$ (95)	$ (95)	$ (95)	$ (95)
62	A_R6010000-1001/R6010000	Operation Supervision and Engineering	850	$ (512)	$ (43)	$ (43)	$ (43)	$ (43)	$ (43)
63	A_6018999-Labor Exp Reclass	Operation Supervision and Engineering	850	$ (38,111)	$ (3,176)	$ (3,176)	$ (3,176)	$ (3,176)	$ (3,176)
64	A_6400080-M&S Vehicle Fuel	Operation Supervision and Engineering	850	$ -	$ 0	$ 0	$ 0	$ 0	$ 0
65	A_6400500-M&S Parts	Operation Supervision and Engineering	850	$ -	$ 2	$ 2	$ 2	$ 2	$ 2
66	A_6500010-Transport-Vehicle	Operation Supervision and Engineering	850	$ -	$ 6	$ 6	$ 6	$ 6	$ 6
67	A_6790230-Postage Ship Courier	Operation Supervision and Engineering	850	$ -	$ 8	$ 8	$ 8	$ 8	$ 8
68	A_6790800-Other Oper-Misc	Operation Supervision and Engineering	850	$ -	$ 464	$ 464	$ 464	$ 464	$ 464
69	A_6010110-Labor Exempt ST	System Control and Load Dispatching	851	$ 584,435	$ 48,703	$ 48,703	$ 48,703	$ 48,703	$ 48,703
70	A_6010130-Labor Exempt NonProd	System Control and Load Dispatching	851	$ 126,990	$ 10,583	$ 10,583	$ 10,583	$ 10,583	$ 10,583
71	A_6010210-Labor NonExm ST	System Control and Load Dispatching	851	$ 533,356	$ 44,446	$ 44,446	$ 44,446	$ 44,446	$ 44,446
72	A_6010220-Labor NonExm OT	System Control and Load Dispatching	851	$ 118,919	$ 9,910	$ 9,910	$ 9,910	$ 9,910	$ 9,910
73	A_6010230-Labor NonExm NonProd	System Control and Load Dispatching	851	$ 76,525	$ 6,377	$ 6,377	$ 6,377	$ 6,377	$ 6,377
74	A_6010910-Labor OffCycle Bonus	System Control and Load Dispatching	851	$ 8,188	$ 682	$ 682	$ 682	$ 682	$ 682
75	A_6030010-EE ProfDue Subs Fees	System Control and Load Dispatching	851	$ -	$ 243	$ 243	$ 243	$ 243	$ 243
76	A_6030040-EE Meals 50% Deduct	System Control and Load Dispatching	851	$ -	$ 158	$ 158	$ 158	$ 158	$ 158
77	A_6030070-EE Training	System Control and Load Dispatching	851	$ -	$ 206	$ 206	$ 206	$ 206	$ 206
78	A_6030080-EE Travel Lodging	System Control and Load Dispatching	851	$ -	$ 50	$ 50	$ 50	$ 50	$ 50
79	A_6030091-EE Apprec and Gifts	System Control and Load Dispatching	851	$ -	$ 0	$ 0	$ 0	$ 0	$ 0
80	A_6030800-EE Miscellaneous	System Control and Load Dispatching	851	$ -	$ (697)	$ (697)	$ (697)	$ (697)	$ (697)
81	A_6100070-Consultants-Mgmt	System Control and Load Dispatching	851	$ -	$ 62	$ 62	$ 62	$ 62	$ 62
82	A_6400020-M&S Gen Office	System Control and Load Dispatching	851	$ -	$ 35	$ 35	$ 35	$ 35	$ 35
83	A_A6010000-1001/A6010000	System Control and Load Dispatching	851	$ 17,397	$ 1,450	$ 1,450	$ 1,450	$ 1,450	$ 1,450
84	A_6018999-Labor Exp Reclass	System Control and Load Dispatching	851	$ (2,136)	$ (178)	$ (178)	$ (178)	$ (178)	$ (178)
85	A_6010110-Labor Exempt ST	Compressor Station Labor and Expenses	853	$ 24,233	$ 2,019	$ 2,019	$ 2,019	$ 2,019	$ 2,019
86	A_6010130-Labor Exempt NonProd	Compressor Station Labor and Expenses	853	$ 3,461	$ 288	$ 288	$ 288	$ 288	$ 288
87	A_6010210-Labor NonExm ST	Compressor Station Labor and Expenses	853	$ 59,097	$ 4,925	$ 4,925	$ 4,925	$ 4,925	$ 4,925
88	A_6010220-Labor NonExm OT	Compressor Station Labor and Expenses	853	$ 13,006	$ 1,084	$ 1,084	$ 1,084	$ 1,084	$ 1,084
89	A_6010230-Labor NonExm NonProd	Compressor Station Labor and Expenses	853	$ 12,419	$ 1,035	$ 1,035	$ 1,035	$ 1,035	$ 1,035
90	A_6010910-Labor OffCycle Bonus	Compressor Station Labor and Expenses	853	$ 454	$ 38	$ 38	$ 38	$ 38	$ 38
91	A_6030010-EE ProfDue Subs Fees	Compressor Station Labor and Expenses	853	$ -	$ 0	$ 0	$ 0	$ 0	$ 0
92	A_6030040-EE Meals 50% Deduct	Compressor Station Labor and Expenses	853	$ -	$ 0	$ 0	$ 0	$ 0	$ 0
93	A_6030060-EE Shoes Uniforms	Compressor Station Labor and Expenses	853	$ -	$ 110	$ 110	$ 110	$ 110	$ 110
94	A_6030070-EE Training	Compressor Station Labor and Expenses	853	$ -	$ 17	$ 17	$ 17	$ 17	$ 17
95	A_6030091-EE Apprec and Gifts	Compressor Station Labor and Expenses	853	$ -	$ 0	$ 0	$ 0	$ 0	$ 0
96	A_6030800-EE Miscellaneous	Compressor Station Labor and Expenses	853	$ -	$ 0	$ 0	$ 0	$ 0	$ 0
97	A_6100070-Consultants-Mgmt	Compressor Station Labor and Expenses	853	$ -	$ 5	$ 5	$ 5	$ 5	$ 5
98	A_6790320-Fleet Allocation	Compressor Station Labor and Expenses	853	$ -	$ 716	$ 716	$ 716	$ 716	$ 716
99	A_6300100-Cost of Natural Gas	Gas for Compressor Station Fuel	854	$ -	$ -	$ -	$ -	$ -	$ -
100	A_6030010-EE ProfDue Subs Fees	Other Fuel and Power for Compressor Stations	855	$ -	$ -	$ -	$ -	$ -	$ -
101	A_6300100-Cost of Natural Gas	Other Fuel and Power for Compressor Stations	855	$ -	$ -	$ -	$ -	$ -	$ -

NMGC Exhibit ECB-5
Page 275 of 596

Sponsored by NMGC Witness Erik C. Buchanan

630 Schedule H-1.2 BaseLink 1 2

NEW MEXICO GAS COMPANY, INC.

Operations and Maintenance Summary
Base Period - 12 Months Ending March 31, 2023
Future Test Year - 12 Months Ending September 30, 2025

	A	B	C	AB	AC	AD	AE	AF	AG
3	Description	Account Name	FERC Acct	9/30/2023	10/31/2023	11/30/2023	12/31/2023	1/31/2024	2/29/2024
53	A_6100070-Consultants-Mgmt	Operation Supervision and Engineering	850	$ 21	$ 21	$ 21	$ 21	$ 21	$ 21
54	A_6100080-Consultants-Other	Operation Supervision and Engineering	850	$ 5,799	$ 5,799	$ 5,799	$ 5,799	$ 5,799	$ 5,799
55	A_6100100-Contractor Services	Operation Supervision and Engineering	850	$ 8,860	$ 8,860	$ 8,860	$ 8,860	$ 8,860	$ 8,860
56	A_6400020-M&S Gen Office	Operation Supervision and Engineering	850	$ 1	$ 1	$ 1	$ 1	$ 1	$ 1
57	A_6400100-M&S OS Purchases	Operation Supervision and Engineering	850	$ 9	$ 9	$ 9	$ 9	$ 9	$ 9
58	A_6790320-Fleet Allocation	Operation Supervision and Engineering	850	$ 3,490	$ 3,490	$ 3,490	$ 3,490	$ 3,490	$ 3,490
59	A_6790321-Stores Allocation	Operation Supervision and Engineering	850	$ (0)	$ (0)	$ (0)	$ (0)	$ (0)	$ (0)
60	A_6790322-Small Tools Alloc	Operation Supervision and Engineering	850	$ 1	$ 1	$ 1	$ 1	$ 1	$ 1
61	A_A6010000-1001/A6010000	Operation Supervision and Engineering	850	$ (95)	$ (95)	$ (95)	$ (95)	$ (95)	$ (95)
62	A_R6010000-1001/R6010000	Operation Supervision and Engineering	850	$ (43)	$ (43)	$ (43)	$ (43)	$ (43)	$ (43)
63	A_6018999-Labor Exp Reclass	Operation Supervision and Engineering	850	$ (3,176)	$ (3,176)	$ (3,176)	$ (3,176)	$ (3,176)	$ (3,176)
64	A_6400080-M&S Vehicle Fuel	Operation Supervision and Engineering	850	$ 0	$ 0	$ 0	$ 0	$ 0	$ 0
65	A_6400500-M&S Parts	Operation Supervision and Engineering	850	$ 2	$ 2	$ 2	$ 2	$ 2	$ 2
66	A_6500010-Transport-Vehicle	Operation Supervision and Engineering	850	$ 6	$ 6	$ 6	$ 6	$ 6	$ 6
67	A_6790230-Postage Ship Courier	Operation Supervision and Engineering	850	$ 8	$ 8	$ 8	$ 8	$ 8	$ 8
68	A_6790800-Other Oper-Misc	Operation Supervision and Engineering	850	$ 464	$ 464	$ 464	$ 464	$ 464	$ 464
69	A_6010110-Labor Exempt ST	System Control and Load Dispatching	851	$ 48,703	$ 48,703	$ 48,703	$ 48,703	$ 48,703	$ 48,703
70	A_6010130-Labor Exempt NonProd	System Control and Load Dispatching	851	$ 10,583	$ 10,583	$ 10,583	$ 10,583	$ 10,583	$ 10,583
71	A_6010210-Labor NonExm ST	System Control and Load Dispatching	851	$ 44,446	$ 44,446	$ 44,446	$ 44,446	$ 44,446	$ 44,446
72	A_6010220-Labor NonExm OT	System Control and Load Dispatching	851	$ 9,910	$ 9,910	$ 9,910	$ 9,910	$ 9,910	$ 9,910
73	A_6010230-Labor NonExm NonProd	System Control and Load Dispatching	851	$ 6,377	$ 6,377	$ 6,377	$ 6,377	$ 6,377	$ 6,377
74	A_6010910-Labor OffCycle Bonus	System Control and Load Dispatching	851	$ 682	$ 682	$ 682	$ 682	$ 682	$ 682
75	A_6030010-EE ProfDue Subs Fees	System Control and Load Dispatching	851	$ 243	$ 243	$ 243	$ 243	$ 243	$ 243
76	A_6030040-EE Meals 50% Deduct	System Control and Load Dispatching	851	$ 158	$ 158	$ 158	$ 158	$ 158	$ 158
77	A_6030070-EE Training	System Control and Load Dispatching	851	$ 206	$ 206	$ 206	$ 206	$ 206	$ 206
78	A_6030080-EE Travel Lodging	System Control and Load Dispatching	851	$ 50	$ 50	$ 50	$ 50	$ 50	$ 50
79	A_6030091-EE Apprec and Gifts	System Control and Load Dispatching	851	$ 0	$ 0	$ 0	$ 0	$ 0	$ 0
80	A_6030800-EE Miscellaneous	System Control and Load Dispatching	851	$ (697)	$ (697)	$ (697)	$ (697)	$ (697)	$ (697)
81	A_6100070-Consultants-Mgmt	System Control and Load Dispatching	851	$ 62	$ 62	$ 62	$ 62	$ 62	$ 62
82	A_6400020-M&S Gen Office	System Control and Load Dispatching	851	$ 35	$ 35	$ 35	$ 35	$ 35	$ 35
83	A_A6010000-1001/A6010000	System Control and Load Dispatching	851	$ 1,450	$ 1,450	$ 1,450	$ 1,450	$ 1,450	$ 1,450
84	A_6018999-Labor Exp Reclass	System Control and Load Dispatching	851	$ (178)	$ (178)	$ (178)	$ (178)	$ (178)	$ (178)
85	A_6010110-Labor Exempt ST	Compressor Station Labor and Expenses	853	$ 2,019	$ 2,019	$ 2,019	$ 2,019	$ 2,019	$ 2,019
86	A_6010130-Labor Exempt NonProd	Compressor Station Labor and Expenses	853	$ 288	$ 288	$ 288	$ 288	$ 288	$ 288
87	A_6010210-Labor NonExm ST	Compressor Station Labor and Expenses	853	$ 4,925	$ 4,925	$ 4,925	$ 4,925	$ 4,925	$ 4,925
88	A_6010220-Labor NonExm OT	Compressor Station Labor and Expenses	853	$ 1,084	$ 1,084	$ 1,084	$ 1,084	$ 1,084	$ 1,084
89	A_6010230-Labor NonExm NonProd	Compressor Station Labor and Expenses	853	$ 1,035	$ 1,035	$ 1,035	$ 1,035	$ 1,035	$ 1,035
90	A_6010910-Labor OffCycle Bonus	Compressor Station Labor and Expenses	853	$ 38	$ 38	$ 38	$ 38	$ 38	$ 38
91	A_6030010-EE ProfDue Subs Fees	Compressor Station Labor and Expenses	853	$ 0	$ 0	$ 0	$ 0	$ 0	$ 0
92	A_6030040-EE Meals 50% Deduct	Compressor Station Labor and Expenses	853	$ 0	$ 0	$ 0	$ 0	$ 0	$ 0
93	A_6030060-EE Shoes Uniforms	Compressor Station Labor and Expenses	853	$ 110	$ 110	$ 110	$ 110	$ 110	$ 110
94	A_6030070-EE Training	Compressor Station Labor and Expenses	853	$ 17	$ 17	$ 17	$ 17	$ 17	$ 17
95	A_6030091-EE Apprec and Gifts	Compressor Station Labor and Expenses	853	$ 0	$ 0	$ 0	$ 0	$ 0	$ 0
96	A_6030800-EE Miscellaneous	Compressor Station Labor and Expenses	853	$ 0	$ 0	$ 0	$ 0	$ 0	$ 0
97	A_6100070-Consultants-Mgmt	Compressor Station Labor and Expenses	853	$ 5	$ 5	$ 5	$ 5	$ 5	$ 5
98	A_6790320-Fleet Allocation	Compressor Station Labor and Expenses	853	$ 716	$ 716	$ 716	$ 716	$ 716	$ 716
99	A_6300100-Cost of Natural Gas	Gas for Compressor Station Fuel	854	$ -	$ -	$ -	$ -	$ -	$ -
100	A_6030010-EE ProfDue Subs Fees	Other Fuel and Power for Compressor Stations	855	$ -	$ -	$ -	$ -	$ -	$ -
101	A_6300100-Cost of Natural Gas	Other Fuel and Power for Compressor Stations	855	$ -	$ -	$ -	$ -	$ -	$ -

NMGC Exhibit ECB-5
Page 276 of 596

NEW MEXICO GAS COMPANY, INC.

Operations and Maintenance Summary
Base Period - 12 Months Ending March 31, 2023
Future Test Year - 12 Months Ending September 30, 2025

	A	B	C	AH	AI	AJ	AK	AL	AM
3	Description	Account Name	FERC Acct	3/31/2024	Linkage 1 Ending 3/31/2024	Escalated Linkage 2 - Results of Pure Escalation of 1.62%	Total Linkage 2 Period Separately Forecasted Items	4/1/2024	5/1/2024
53	A_6100070-Consultants-Mgmt	Operation Supervision and Engineering	850	$ 21	$ 252	$ 256	$ -	$ 22	$ 22
54	A_6100080-Consultants-Other	Operation Supervision and Engineering	850	$ 5,799	$ 69,592	$ 70,722	$ -	$ 5,988	$ 5,988
55	A_6100100-Contractor Services	Operation Supervision and Engineering	850	$ 8,860	$ 106,321	$ 108,046	$ -	$ 9,148	$ 9,148
56	A_6400020-M&S Gen Office	Operation Supervision and Engineering	850	$ 1	$ 15	$ 16	$ -	$ 1	$ 1
57	A_6400100-M&S OS Purchases	Operation Supervision and Engineering	850	$ 9	$ 112	$ 114	$ -	$ 10	$ 10
58	A_6790320-Fleet Allocation	Operation Supervision and Engineering	850	$ 3,490	$ 41,880	$ 42,559	$ -	$ 3,603	$ 3,603
59	A_6790321-Stores Allocation	Operation Supervision and Engineering	850	$ (0)	$ (6)	$ (6)	$ -	$ (1)	$ (1)
60	A_6790322-Small Tools Alloc	Operation Supervision and Engineering	850	$ 1	$ 13	$ 13	$ -	$ 1	$ 1
61	A_A6010000-1001/A6010000	Operation Supervision and Engineering	850	$ (95)	$ (1,136)	$ -	$ (1,156)	$ (98)	$ (98)
62	A_R6010000-1001/R6010000	Operation Supervision and Engineering	850	$ (43)	$ (512)	$ -	$ (520)	$ (44)	$ (44)
63	A_6018999-Labor Exp Reclass	Operation Supervision and Engineering	850	$ (3,176)	$ (38,111)	$ -	$ (38,767)	$ (3,285)	$ (3,285)
64	A_6400080-M&S Vehicle Fuel	Operation Supervision and Engineering	850	$ 0	$ 2	$ 2	$ -	$ 0	$ 0
65	A_6400500-M&S Parts	Operation Supervision and Engineering	850	$ 2	$ 23	$ 24	$ -	$ 2	$ 2
66	A_6500010-Transport-Vehicle	Operation Supervision and Engineering	850	$ 6	$ 69	$ 71	$ -	$ 6	$ 6
67	A_6790230-Postage Ship Courier	Operation Supervision and Engineering	850	$ 8	$ 93	$ 95	$ -	$ 8	$ 8
68	A_6790800-Other Oper-Misc	Operation Supervision and Engineering	850	$ 464	$ 5,572	$ 5,662	$ -	$ 479	$ 479
69	A_6010110-Labor Exempt ST	System Control and Load Dispatching	851	$ 48,703	$ 584,435	$ -	$ 594,487	$ 50,378	$ 50,378
70	A_6010130-Labor Exempt NonProd	System Control and Load Dispatching	851	$ 10,583	$ 126,990	$ -	$ 129,174	$ 10,947	$ 10,947
71	A_6010210-Labor NonExm ST	System Control and Load Dispatching	851	$ 44,446	$ 533,356	$ -	$ 542,529	$ 45,975	$ 45,975
72	A_6010220-Labor NonExm OT	System Control and Load Dispatching	851	$ 9,910	$ 118,919	$ -	$ 120,964	$ 10,251	$ 10,251
73	A_6010230-Labor NonExm NonProd	System Control and Load Dispatching	851	$ 6,377	$ 76,525	$ -	$ 77,841	$ 6,596	$ 6,596
74	A_6010910-Labor OffCycle Bonus	System Control and Load Dispatching	851	$ 682	$ 8,188	$ -	$ 8,329	$ 706	$ 706
75	A_6030010-EE ProfDue Subs Fees	System Control and Load Dispatching	851	$ 243	$ 2,917	$ 2,965	$ -	$ 251	$ 251
76	A_6030040-EE Meals 50% Deduct	System Control and Load Dispatching	851	$ 158	$ 1,902	$ 1,933	$ -	$ 164	$ 164
77	A_6030070-EE Training	System Control and Load Dispatching	851	$ 206	$ 2,470	$ 2,510	$ -	$ 212	$ 212
78	A_6030080-EE Travel Lodging	System Control and Load Dispatching	851	$ 50	$ 599	$ 608	$ -	$ 52	$ 52
79	A_6030091-EE Apprec and Gifts	System Control and Load Dispatching	851	$ 0	$ 5	$ 5	$ -	$ 0	$ 0
80	A_6030800-EE Miscellaneous	System Control and Load Dispatching	851	$ (697)	$ (8,368)	$ (8,504)	$ -	$ (720)	$ (720)
81	A_6100070-Consultants-Mgmt	System Control and Load Dispatching	851	$ 62	$ 746	$ 758	$ -	$ 64	$ 64
82	A_6400020-M&S Gen Office	System Control and Load Dispatching	851	$ 35	$ 426	$ 433	$ -	$ 37	$ 37
83	A_A6010000-1001/A6010000	System Control and Load Dispatching	851	$ 1,450	$ 17,397	$ -	$ 17,697	$ 1,500	$ 1,500
84	A_6018999-Labor Exp Reclass	System Control and Load Dispatching	851	$ (178)	$ (2,136)	$ -	$ (2,172)	$ (184)	$ (184)
85	A_6010110-Labor Exempt ST	Compressor Station Labor and Expenses	853	$ 2,019	$ 24,233	$ -	$ 24,650	$ 2,089	$ 2,089
86	A_6010130-Labor Exempt NonProd	Compressor Station Labor and Expenses	853	$ 288	$ 3,461	$ -	$ 3,521	$ 298	$ 298
87	A_6010210-Labor NonExm ST	Compressor Station Labor and Expenses	853	$ 4,925	$ 59,097	$ -	$ 60,114	$ 5,094	$ 5,094
88	A_6010220-Labor NonExm OT	Compressor Station Labor and Expenses	853	$ 1,084	$ 13,006	$ -	$ 13,229	$ 1,121	$ 1,121
89	A_6010230-Labor NonExm NonProd	Compressor Station Labor and Expenses	853	$ 1,035	$ 12,419	$ -	$ 12,632	$ 1,070	$ 1,070
90	A_6010910-Labor OffCycle Bonus	Compressor Station Labor and Expenses	853	$ 38	$ 454	$ -	$ 461	$ 39	$ 39
91	A_6030010-EE ProfDue Subs Fees	Compressor Station Labor and Expenses	853	$ 0	$ 0	$ 0	$ -	$ 0	$ 0
92	A_6030040-EE Meals 50% Deduct	Compressor Station Labor and Expenses	853	$ 0	$ 1	$ 1	$ -	$ 0	$ 0
93	A_6030060-EE Shoes Uniforms	Compressor Station Labor and Expenses	853	$ 110	$ 1,321	$ 1,343	$ -	$ 114	$ 114
94	A_6030070-EE Training	Compressor Station Labor and Expenses	853	$ 17	$ 203	$ 206	$ -	$ 17	$ 17
95	A_6030091-EE Apprec and Gifts	Compressor Station Labor and Expenses	853	$ 0	$ 0	$ 0	$ -	$ 0	$ 0
96	A_6030800-EE Miscellaneous	Compressor Station Labor and Expenses	853	$ 0	$ 0	$ 0	$ -	$ 0	$ 0
97	A_6100070-Consultants-Mgmt	Compressor Station Labor and Expenses	853	$ 5	$ 60	$ 61	$ -	$ 5	$ 5
98	A_6790320-Fleet Allocation	Compressor Station Labor and Expenses	853	$ 716	$ 8,597	$ 8,737	$ -	$ 740	$ 740
99	A_6300100-Cost of Natural Gas	Gas for Compressor Station Fuel	854	$ -	$ -	$ -	$ -	$ -	$ -
100	A_6030010-EE ProfDue Subs Fees	Other Fuel and Power for Compressor Stations	855	$ -	$ -	$ -	$ -	$ -	$ -
101	A_6300100-Cost of Natural Gas	Other Fuel and Power for Compressor Stations	855	$ -	$ -	$ -	$ -	$ -	$ -

NMGC Exhibit ECB-5
Page 277 of 596

NEW MEXICO GAS COMPANY, INC.

Operations and Maintenance Summary
Base Period - 12 Months Ending March 31, 2023
Future Test Year - 12 Months Ending September 30, 2025

	A	B	C	AN	AO	AP	AQ	AR
3	Description	Account Name	FERC Acct	6/1/2024	7/1/2024	8/1/2024	9/1/2024	Linkage 2 Ending 9/30/2024
53	A_6100070-Consultants-Mgmt	Operation Supervision and Engineering	850	$ 22	$ 22	$ 22	$ 22	$ 256
54	A_6100080-Consultants-Other	Operation Supervision and Engineering	850	$ 5,988	$ 5,988	$ 5,988	$ 5,988	$ 70,722
55	A_6100100-Contractor Services	Operation Supervision and Engineering	850	$ 9,148	$ 9,148	$ 9,148	$ 9,148	$ 108,046
56	A_6400020-M&S Gen Office	Operation Supervision and Engineering	850	$ 1	$ 1	$ 1	$ 1	$ 16
57	A_6400100-M&S OS Purchases	Operation Supervision and Engineering	850	$ 10	$ 10	$ 10	$ 10	$ 114
58	A_6790320-Fleet Allocation	Operation Supervision and Engineering	850	$ 3,603	$ 3,603	$ 3,603	$ 3,603	$ 42,559
59	A_6790321-Stores Allocation	Operation Supervision and Engineering	850	$ (1)	$ (1)	$ (1)	$ (1)	$ (6)
60	A_6790322-Small Tools Alloc	Operation Supervision and Engineering	850	$ 1	$ 1	$ 1	$ 1	$ 13
61	A_A6010000-1001/A6010000	Operation Supervision and Engineering	850	$ (98)	$ (98)	$ (98)	$ (98)	$ (1,156)
62	A_R6010000-1001/R6010000	Operation Supervision and Engineering	850	$ (44)	$ (44)	$ (44)	$ (44)	$ (520)
63	A_6018999-Labor Exp Reclass	Operation Supervision and Engineering	850	$ (3,285)	$ (3,285)	$ (3,285)	$ (3,285)	$ (38,767)
64	A_6400080-M&S Vehicle Fuel	Operation Supervision and Engineering	850	$ 0	$ 0	$ 0	$ 0	$ 2
65	A_6400500-M&S Parts	Operation Supervision and Engineering	850	$ 2	$ 2	$ 2	$ 2	$ 24
66	A_6500010-Transport-Vehicle	Operation Supervision and Engineering	850	$ 6	$ 6	$ 6	$ 6	$ 71
67	A_6790230-Postage Ship Courier	Operation Supervision and Engineering	850	$ 8	$ 8	$ 8	$ 8	$ 95
68	A_6790800-Other Oper-Misc	Operation Supervision and Engineering	850	$ 479	$ 479	$ 479	$ 479	$ 5,662
69	A_6010110-Labor Exempt ST	System Control and Load Dispatching	851	$ 50,378	$ 50,378	$ 50,378	$ 50,378	$ 594,487
70	A_6010130-Labor Exempt NonProd	System Control and Load Dispatching	851	$ 10,947	$ 10,947	$ 10,947	$ 10,947	$ 129,174
71	A_6010210-Labor NonExm ST	System Control and Load Dispatching	851	$ 45,975	$ 45,975	$ 45,975	$ 45,975	$ 542,529
72	A_6010220-Labor NonExm OT	System Control and Load Dispatching	851	$ 10,251	$ 10,251	$ 10,251	$ 10,251	$ 120,964
73	A_6010230-Labor NonExm NonProd	System Control and Load Dispatching	851	$ 6,596	$ 6,596	$ 6,596	$ 6,596	$ 77,841
74	A_6010910-Labor OffCycle Bonus	System Control and Load Dispatching	851	$ 706	$ 706	$ 706	$ 706	$ 8,329
75	A_6030010-EE ProfDue Subs Fees	System Control and Load Dispatching	851	$ 251	$ 251	$ 251	$ 251	$ 2,965
76	A_6030040-EE Meals 50% Deduct	System Control and Load Dispatching	851	$ 164	$ 164	$ 164	$ 164	$ 1,933
77	A_6030070-EE Training	System Control and Load Dispatching	851	$ 212	$ 212	$ 212	$ 212	$ 2,510
78	A_6030080-EE Travel Lodging	System Control and Load Dispatching	851	$ 52	$ 52	$ 52	$ 52	$ 608
79	A_6030091-EE Apprec and Gifts	System Control and Load Dispatching	851	$ 0	$ 0	$ 0	$ 0	$ 5
80	A_6030800-EE Miscellaneous	System Control and Load Dispatching	851	$ (720)	$ (720)	$ (720)	$ (720)	$ (8,504)
81	A_6100070-Consultants-Mgmt	System Control and Load Dispatching	851	$ 64	$ 64	$ 64	$ 64	$ 758
82	A_6400020-M&S Gen Office	System Control and Load Dispatching	851	$ 37	$ 37	$ 37	$ 37	$ 433
83	A_A6010000-1001/A6010000	System Control and Load Dispatching	851	$ 1,500	$ 1,500	$ 1,500	$ 1,500	$ 17,697
84	A_6018999-Labor Exp Reclass	System Control and Load Dispatching	851	$ (184)	$ (184)	$ (184)	$ (184)	$ (2,172)
85	A_6010110-Labor Exempt ST	Compressor Station Labor and Expenses	853	$ 2,089	$ 2,089	$ 2,089	$ 2,089	$ 24,650
86	A_6010130-Labor Exempt NonProd	Compressor Station Labor and Expenses	853	$ 298	$ 298	$ 298	$ 298	$ 3,521
87	A_6010210-Labor NonExm ST	Compressor Station Labor and Expenses	853	$ 5,094	$ 5,094	$ 5,094	$ 5,094	$ 60,114
88	A_6010220-Labor NonExm OT	Compressor Station Labor and Expenses	853	$ 1,121	$ 1,121	$ 1,121	$ 1,121	$ 13,229
89	A_6010230-Labor NonExm NonProd	Compressor Station Labor and Expenses	853	$ 1,070	$ 1,070	$ 1,070	$ 1,070	$ 12,632
90	A_6010910-Labor OffCycle Bonus	Compressor Station Labor and Expenses	853	$ 39	$ 39	$ 39	$ 39	$ 461
91	A_6030010-EE ProfDue Subs Fees	Compressor Station Labor and Expenses	853	$ 0	$ 0	$ 0	$ 0	$ 0
92	A_6030040-EE Meals 50% Deduct	Compressor Station Labor and Expenses	853	$ 0	$ 0	$ 0	$ 0	$ 1
93	A_6030060-EE Shoes Uniforms	Compressor Station Labor and Expenses	853	$ 114	$ 114	$ 114	$ 114	$ 1,343
94	A_6030070-EE Training	Compressor Station Labor and Expenses	853	$ 17	$ 17	$ 17	$ 17	$ 206
95	A_6030091-EE Apprec and Gifts	Compressor Station Labor and Expenses	853	$ 0	$ 0	$ 0	$ 0	$ 0
96	A_6030800-EE Miscellaneous	Compressor Station Labor and Expenses	853	$ 0	$ 0	$ 0	$ 0	$ 0
97	A_6100070-Consultants-Mgmt	Compressor Station Labor and Expenses	853	$ 5	$ 5	$ 5	$ 5	$ 61
98	A_6790320-Fleet Allocation	Compressor Station Labor and Expenses	853	$ 740	$ 740	$ 740	$ 740	$ 8,737
99	A_6300100-Cost of Natural Gas	Gas for Compressor Station Fuel	854	$ -	$ -	$ -	$ -	$ -
100	A_6030010-EE ProfDue Subs Fees	Other Fuel and Power for Compressor Stations	855	$ -	$ -	$ -	$ -	$ -
101	A_6300100-Cost of Natural Gas	Other Fuel and Power for Compressor Stations	855	$ -	$ -	$ -	$ -	$ -

NMGC Exhibit ECB-5
Page 278 of 596

NEW MEXICO GAS COMPANY, INC.

Operations and Maintenance Summary
Base Period - 12 Months Ending March 31, 2023
Future Test Year - 12 Months Ending September 30, 2025

	A	B	C	D	E	F	G	H	I
3	Description	Account Name	FERC Acct	4/30/2022	5/31/2022	6/30/2022	7/31/2022	8/31/2022	9/30/2022
102	A_6010110-Labor Exempt ST	Mains Expenses	856	$ 60	$ -	$ 106	$ -	$ -	$ 372
103	A_6010130-Labor Exempt NonProd	Mains Expenses	856	$ 11	$ -	$ 32	$ -	$ -	$ 71
104	A_6010210-Labor NonExm ST	Mains Expenses	856	$ 454	$ -	$ 476	$ -	$ -	$ 995
105	A_6010220-Labor NonExm OT	Mains Expenses	856	$ 80	$ -	$ 75	$ -	$ -	$ 362
106	A_6010230-Labor NonExm NonProd	Mains Expenses	856	$ 94	$ -	$ 109	$ -	$ -	$ 373
107	A_6010910-Labor OffCycle Bonus	Mains Expenses	856	$ 0	$ -	$ -	$ -	$ -	$ -
108	A_6030010-EE ProfDue Subs Fees	Mains Expenses	856	$ -	$ -	$ -	$ -	$ -	$ -
109	A_6030040-EE Meals 50% Deduct	Mains Expenses	856	$ 140	$ -	$ -	$ -	$ 45	$ -
110	A_6030060-EE Shoes Uniforms	Mains Expenses	856	$ -	$ -	$ -	$ -	$ -	$ 1
111	A_6030070-EE Training	Mains Expenses	856	$ -	$ -	$ -	$ -	$ -	$ 0
112	A_6030080-EE Travel Lodging	Mains Expenses	856	$ -	$ -	$ -	$ -	$ 194	$ -
113	A_6030800-EE Miscellaneous	Mains Expenses	856	$ -	$ -	$ 0	$ -	$ 10	$ -
114	A_6100070-Consultants-Mgmt	Mains Expenses	856	$ 0	$ -	$ -	$ -	$ -	$ -
115	A_6100080-Consultants-Other	Mains Expenses	856	$ 129,631	$ 1,469	$ 9,458	$ 32	$ 292	$ 3,583
116	A_6100100-Contractor Services	Mains Expenses	856	$ (101,500)	$ 305	$ 104,256	$ 31,599	$ (2,095)	$ 10,811
117	A_6400100-M&S OS Purchases	Mains Expenses	856	$ -	$ -	$ -	$ -	$ -	$ -
118	A_6400500-M&S Parts	Mains Expenses	856	$ -	$ -	$ -	$ -	$ -	$ -
119	A_6401000-M&S Inven Issue	Mains Expenses	856	$ -	$ -	$ 8,921	$ -	$ 15	$ 221
120	A_6790230-Postage Ship Courier	Mains Expenses	856	$ -	$ -	$ 281	$ -	$ -	$ -
121	A_6790320-Fleet Allocation	Mains Expenses	856	$ 53	$ -	$ 125	$ -	$ -	$ 227
122	A_6790321-Stores Allocation	Mains Expenses	856	$ -	$ -	$ 1,019	$ -	$ 1	$ 9
123	A_6790322-Small Tools Alloc	Mains Expenses	856	$ -	$ -	$ 359	$ -	$ 1	$ 3
124	A_6790800-Other Oper-Misc	Mains Expenses	856	$ 5,552	$ -	$ 1,239	$ -	$ 307	$ -
125	A_A6010000-1001/A6010000	Mains Expenses	856	$ -	$ -	$ 0	$ -	$ -	$ 20
126	A_R6010000-1001/R6010000	Mains Expenses	856	$ -	$ -	$ -	$ -	$ -	$ 3
127	A_6018999-Labor Exp Reclass	Mains Expenses	856	$ -	$ -	$ -	$ -	$ -	$ -
128	A_6030050-EE Mileage	Mains Expenses	856	$ -	$ -	$ 134	$ -	$ -	$ -
129	A_6100040-Consultants-Engineer	Mains Expenses	856	$ -	$ -	$ -	$ -	$ -	$ -
130	A_6108999-OutSvc Exp Reclass	Mains Expenses	856	$ -	$ -	$ -	$ -	$ -	$ -
131	A_6500010-Transport-Vehicle	Mains Expenses	856	$ -	$ -	$ -	$ -	$ -	$ -
132	A_6790210-Permitting	Mains Expenses	856	$ -	$ -	$ -	$ -	$ -	$ -
133	A_6010110-Labor Exempt ST	Measuring and Regulating Station Expenses	857	$ 274	$ 423	$ 314	$ -	$ -	$ 50
134	A_6010130-Labor Exempt NonProd	Measuring and Regulating Station Expenses	857	$ 51	$ 60	$ 44	$ -	$ -	$ 18
135	A_6010210-Labor NonExm ST	Measuring and Regulating Station Expenses	857	$ 2,077	$ 3,085	$ 1,563	$ -	$ -	$ 422
136	A_6010220-Labor NonExm OT	Measuring and Regulating Station Expenses	857	$ 367	$ 603	$ 331	$ -	$ -	$ 94
137	A_6010230-Labor NonExm NonProd	Measuring and Regulating Station Expenses	857	$ 429	$ 176	$ 371	$ -	$ -	$ 95
138	A_6010910-Labor OffCycle Bonus	Measuring and Regulating Station Expenses	857	$ 0	$ -	$ -	$ -	$ -	$ -
139	A_6030040-EE Meals 50% Deduct	Measuring and Regulating Station Expenses	857	$ -	$ 172	$ 20	$ -	$ 165	$ 30
140	A_6030060-EE Shoes Uniforms	Measuring and Regulating Station Expenses	857	$ -	$ 8	$ 5	$ -	$ -	$ -
141	A_6030070-EE Training	Measuring and Regulating Station Expenses	857	$ -	$ 25	$ -	$ -	$ -	$ 0
142	A_6030080-EE Travel Lodging	Measuring and Regulating Station Expenses	857	$ -	$ 580	$ 124	$ -	$ -	$ 139
143	A_6030091-EE Apprec and Gifts	Measuring and Regulating Station Expenses	857	$ -	$ 0	$ -	$ -	$ -	$ -
144	A_6030800-EE Miscellaneous	Measuring and Regulating Station Expenses	857	$ -	$ 0	$ 0	$ -	$ -	$ 1,945
145	A_6100070-Consultants-Mgmt	Measuring and Regulating Station Expenses	857	$ 0	$ -	$ -	$ -	$ -	$ -
146	A_6100080-Consultants-Other	Measuring and Regulating Station Expenses	857	$ (398)	$ 1,440	$ 4,001	$ 4,024	$ 4,290	$ 7,105
147	A_6100100-Contractor Services	Measuring and Regulating Station Expenses	857	$ -	$ -	$ -	$ -	$ (117)	$ -
148	A_6400080-M&S Vehicle Fuel	Measuring and Regulating Station Expenses	857	$ -	$ 439	$ -	$ -	$ -	$ -
149	A_6400100-M&S OS Purchases	Measuring and Regulating Station Expenses	857	$ 8,189	$ 56	$ 2,783	$ 5,687	$ 7,148	$ (1,785)
150	A_6400500-M&S Parts	Measuring and Regulating Station Expenses	857	$ -	$ -	$ -	$ -	$ -	$ -

NMGC Exhibit ECB-5
Page 279 of 596

NEW MEXICO GAS COMPANY, INC.

Operations and Maintenance Summary
Base Period - 12 Months Ending March 31, 2023
Future Test Year - 12 Months Ending September 30, 2025

	A	B	C	J	K	L	M	N	O
3	Description	Account Name	FERC Acct	10/31/2022	11/30/2022	12/31/2022	1/31/2023	2/28/2023	3/31/2023
102	A_6010110-Labor Exempt ST	Mains Expenses	856	$ -	$ 91	$ 2,399	$ 1,783	$ 4,260	$ 3,865
103	A_6010130-Labor Exempt NonProd	Mains Expenses	856	$ -	$ 40	$ 2,397	$ 472	$ 962	$ 486
104	A_6010210-Labor NonExm ST	Mains Expenses	856	$ -	$ 825	$ 23,363	$ 10,705	$ 19,184	$ 15,933
105	A_6010220-Labor NonExm OT	Mains Expenses	856	$ -	$ 213	$ 8,548	$ 3,625	$ 4,232	$ 5,221
106	A_6010230-Labor NonExm NonProd	Mains Expenses	856	$ -	$ 159	$ 10,867	$ 2,694	$ 1,858	$ 1,623
107	A_6010910-Labor OffCycle Bonus	Mains Expenses	856	$ -	$ -	$ -	$ 104	$ -	$ -
108	A_6030010-EE ProfDue Subs Fees	Mains Expenses	856	$ -	$ -	$ 1,075	$ -	$ -	$ -
109	A_6030040-EE Meals 50% Deduct	Mains Expenses	856	$ -	$ 220	$ 140	$ 160	$ 869	$ 214
110	A_6030060-EE Shoes Uniforms	Mains Expenses	856	$ -	$ -	$ -	$ 1,836	$ -	$ 43
111	A_6030070-EE Training	Mains Expenses	856	$ -	$ 1	$ 83	$ 191	$ (51)	$ -
112	A_6030080-EE Travel Lodging	Mains Expenses	856	$ -	$ 276	$ -	$ -	$ 2,868	$ -
113	A_6030800-EE Miscellaneous	Mains Expenses	856	$ -	$ -	$ -	$ -	$ 44	$ 22
114	A_6100070-Consultants-Mgmt	Mains Expenses	856	$ -	$ 5	$ 129	$ -	$ -	$ -
115	A_6100080-Consultants-Other	Mains Expenses	856	$ 2,535	$ -	$ 91,297	$ 302	$ -	$ 97,691
116	A_6100100-Contractor Services	Mains Expenses	856	$ 9,550	$ 173,038	$ 200,605	$ 15	$ 175,896	$ 459,052
117	A_6400100-M&S OS Purchases	Mains Expenses	856	$ -	$ -	$ -	$ 191	$ 1,185	$ 326
118	A_6400500-M&S Parts	Mains Expenses	856	$ -	$ -	$ 114	$ -	$ -	$ -
119	A_6401000-M&S Inven Issue	Mains Expenses	856	$ 197	$ -	$ -	$ -	$ -	$ -
120	A_6790230-Postage Ship Courier	Mains Expenses	856	$ -	$ -	$ -	$ -	$ -	$ -
121	A_6790320-Fleet Allocation	Mains Expenses	856	$ -	$ 97	$ 3,850	$ 2,447	$ 4,192	$ 2,648
122	A_6790321-Stores Allocation	Mains Expenses	856	$ 15	$ -	$ -	$ 23	$ 50	$ 20
123	A_6790322-Small Tools Alloc	Mains Expenses	856	$ 11	$ -	$ -	$ 15	$ 89	$ 7
124	A_6790800-Other Oper-Misc	Mains Expenses	856	$ 6,134	$ -	$ 5,714	$ -	$ -	$ -
125	A_A6010000-1001/A6010000	Mains Expenses	856	$ -	$ 2	$ 38	$ -	$ 100	$ 124
126	A_R6010000-1001/R6010000	Mains Expenses	856	$ -	$ -	$ -	$ -	$ -	$ -
127	A_6018999-Labor Exp Reclass	Mains Expenses	856	$ -	$ -	$ 4,002	$ -	$ -	$ -
128	A_6030050-EE Mileage	Mains Expenses	856	$ -	$ -	$ -	$ -	$ -	$ -
129	A_6100040-Consultants-Engineer	Mains Expenses	856	$ -	$ -	$ -	$ -	$ 24,600	$ 886
130	A_6108999-OutSvc Exp Reclass	Mains Expenses	856	$ -	$ -	$ 26,096	$ -	$ -	$ -
131	A_6500010-Transport-Vehicle	Mains Expenses	856	$ -	$ -	$ -	$ -	$ 15	$ -
132	A_6790210-Permitting	Mains Expenses	856	$ -	$ -	$ -	$ -	$ -	$ 492
133	A_6010110-Labor Exempt ST	Measuring and Regulating Station Expenses	857	$ -	$ 47	$ -	$ -	$ -	$ 45
134	A_6010130-Labor Exempt NonProd	Measuring and Regulating Station Expenses	857	$ -	$ 5	$ -	$ -	$ -	$ 22
135	A_6010210-Labor NonExm ST	Measuring and Regulating Station Expenses	857	$ -	$ 295	$ -	$ -	$ -	$ 647
136	A_6010220-Labor NonExm OT	Measuring and Regulating Station Expenses	857	$ -	$ 122	$ -	$ -	$ -	$ 167
137	A_6010230-Labor NonExm NonProd	Measuring and Regulating Station Expenses	857	$ -	$ 19	$ -	$ -	$ -	$ 70
138	A_6010910-Labor OffCycle Bonus	Measuring and Regulating Station Expenses	857	$ -	$ -	$ -	$ -	$ -	$ -
139	A_6030040-EE Meals 50% Deduct	Measuring and Regulating Station Expenses	857	$ -	$ 54	$ 17	$ -	$ -	$ 128
140	A_6030060-EE Shoes Uniforms	Measuring and Regulating Station Expenses	857	$ -	$ 126	$ -	$ -	$ -	$ 2
141	A_6030070-EE Training	Measuring and Regulating Station Expenses	857	$ -	$ 0	$ 7	$ -	$ -	$ -
142	A_6030080-EE Travel Lodging	Measuring and Regulating Station Expenses	857	$ -	$ -	$ 181	$ -	$ -	$ -
143	A_6030091-EE Apprec and Gifts	Measuring and Regulating Station Expenses	857	$ -	$ -	$ -	$ -	$ -	$ -
144	A_6030800-EE Miscellaneous	Measuring and Regulating Station Expenses	857	$ -	$ -	$ -	$ -	$ -	$ -
145	A_6100070-Consultants-Mgmt	Measuring and Regulating Station Expenses	857	$ -	$ 2	$ -	$ -	$ -	$ -
146	A_6100080-Consultants-Other	Measuring and Regulating Station Expenses	857	$ 256	$ (256)	$ 1,743	$ 5,906	$ -	$ 1,871
147	A_6100100-Contractor Services	Measuring and Regulating Station Expenses	857	$ -	$ -	$ -	$ 1,271	$ -	$ 50
148	A_6400080-M&S Vehicle Fuel	Measuring and Regulating Station Expenses	857	$ -	$ 12	$ -	$ -	$ 19	$ -
149	A_6400100-M&S OS Purchases	Measuring and Regulating Station Expenses	857	$ 10,219	$ 838	$ 10,209	$ 132	$ 12,084	$ 9,874
150	A_6400500-M&S Parts	Measuring and Regulating Station Expenses	857	$ -	$ -	$ -	$ -	$ -	$ 157

NMGC Exhibit ECB-5
Page 280 of 596

NEW MEXICO GAS COMPANY, INC.

Operations and Maintenance Summary
Base Period - 12 Months Ending March 31, 2023
Future Test Year - 12 Months Ending September 30, 2025

	A	B	C	P	Q	R	S	T	U
3	Description	Account Name	FERC Acct	Total Company Unadjusted Base Period Ending 3/31/2023	Base Period Adjustments	Adjusted Base Period	Removal of Separately Forecasted Items (To be added back Later)	Remaining Base Period O&M to be Escalated	Escalated Linkage 1 - Results of Pure Escalation of 3.93%
102	A_6010110-Labor Exempt ST	Mains Expenses	856	$ 12,936	$ 1,745	$ 14,681	$ (14,681)	$ -	$ -
103	A_6010130-Labor Exempt NonProd	Mains Expenses	856	$ 4,472	$ 246	$ 4,718	$ (4,718)	$ -	$ -
104	A_6010210-Labor NonExm ST	Mains Expenses	856	$ 71,933	$ 9,704	$ 81,637	$ (81,637)	$ -	$ -
105	A_6010220-Labor NonExm OT	Mains Expenses	856	$ 22,357	$ (3,569)	$ 18,788	$ (18,788)	$ -	$ -
106	A_6010230-Labor NonExm NonProd	Mains Expenses	856	$ 17,777	$ 977	$ 18,755	$ (18,755)	$ -	$ -
107	A_6010910-Labor OffCycle Bonus	Mains Expenses	856	$ 104	$ 6	$ 109	$ (109)	$ -	$ -
108	A_6030010-EE ProfDue Subs Fees	Mains Expenses	856	$ 1,075	$ -	$ 1,075	$ -	$ 1,075	$ 1,117
109	A_6030040-EE Meals 50% Deduct	Mains Expenses	856	$ 1,788	$ -	$ 1,788	$ -	$ 1,788	$ 1,858
110	A_6030060-EE Shoes Uniforms	Mains Expenses	856	$ 1,880	$ -	$ 1,880	$ -	$ 1,880	$ 1,954
111	A_6030070-EE Training	Mains Expenses	856	$ 224	$ -	$ 224	$ -	$ 224	$ 233
112	A_6030080-EE Travel Lodging	Mains Expenses	856	$ 3,338	$ -	$ 3,338	$ -	$ 3,338	$ 3,469
113	A_6030800-EE Miscellaneous	Mains Expenses	856	$ 76	$ -	$ 76	$ -	$ 76	$ 79
114	A_6100070-Consultants-Mgmt	Mains Expenses	856	$ 133	$ -	$ 133	$ -	$ 133	$ 138
115	A_6100080-Consultants-Other	Mains Expenses	856	$ 336,290	$ -	$ 336,290	$ (323,408)	$ 12,882	$ 13,389
116	A_6100100-Contractor Services	Mains Expenses	856	$ 1,061,532	$ -	$ 1,061,532	$ (1,058,037)	$ 3,495	$ 3,632
117	A_6400100-M&S OS Purchases	Mains Expenses	856	$ 1,703	$ -	$ 1,703	$ -	$ 1,703	$ 1,770
118	A_6400500-M&S Parts	Mains Expenses	856	$ 114	$ -	$ 114	$ -	$ 114	$ 118
119	A_6401000-M&S Inven Issue	Mains Expenses	856	$ 9,354	$ -	$ 9,354	$ -	$ 9,354	$ 9,722
120	A_6790230-Postage Ship Courier	Mains Expenses	856	$ 281	$ -	$ 281	$ -	$ 281	$ 292
121	A_6790320-Fleet Allocation	Mains Expenses	856	$ 13,639	$ -	$ 13,639	$ -	$ 13,639	$ 14,176
122	A_6790321-Stores Allocation	Mains Expenses	856	$ 1,137	$ -	$ 1,137	$ -	$ 1,137	$ 1,182
123	A_6790322-Small Tools Alloc	Mains Expenses	856	$ 484	$ -	$ 484	$ -	$ 484	$ 503
124	A_6790800-Other Oper-Misc	Mains Expenses	856	$ 18,945	$ -	$ 18,945	$ -	$ 18,945	$ 19,690
125	A_A6010000-1001/A6010000	Mains Expenses	856	$ 285	$ 16	$ 301	$ (301)	$ -	$ -
126	A_R6010000-1001/R6010000	Mains Expenses	856	$ 3	$ 0	$ 3	$ (3)	$ -	$ -
127	A_6018999-Labor Exp Reclass	Mains Expenses	856	$ 4,002	$ 220	$ 4,222	$ (4,222)	$ -	$ -
128	A_6030050-EE Mileage	Mains Expenses	856	$ 134	$ -	$ 134	$ -	$ 134	$ 139
129	A_6100040-Consultants-Engineer	Mains Expenses	856	$ 25,486	$ -	$ 25,486	$ -	$ 25,486	$ 26,488
130	A_6108999-OutSvc Exp Reclass	Mains Expenses	856	$ 26,096	$ -	$ 26,096	$ -	$ 26,096	$ 27,122
131	A_6500010-Transport-Vehicle	Mains Expenses	856	$ 15	$ -	$ 15	$ -	$ 15	$ 16
132	A_6790210-Permitting	Mains Expenses	856	$ 492	$ -	$ 492	$ -	$ 492	$ 511
133	A_6010110-Labor Exempt ST	Measuring and Regulating Station Expenses	857	$ 1,153	$ 156	$ 1,309	$ (1,309)	$ -	$ -
134	A_6010130-Labor Exempt NonProd	Measuring and Regulating Station Expenses	857	$ 200	$ 11	$ 211	$ (211)	$ -	$ -
135	A_6010210-Labor NonExm ST	Measuring and Regulating Station Expenses	857	$ 8,089	$ 1,091	$ 9,181	$ (9,181)	$ -	$ -
136	A_6010220-Labor NonExm OT	Measuring and Regulating Station Expenses	857	$ 1,682	$ (269)	$ 1,414	$ (1,414)	$ -	$ -
137	A_6010230-Labor NonExm NonProd	Measuring and Regulating Station Expenses	857	$ 1,160	$ 64	$ 1,224	$ (1,224)	$ -	$ -
138	A_6010910-Labor OffCycle Bonus	Measuring and Regulating Station Expenses	857	$ 0	$ 0	$ 0	$ (0)	$ -	$ -
139	A_6030040-EE Meals 50% Deduct	Measuring and Regulating Station Expenses	857	$ 586	$ -	$ 586	$ -	$ 586	$ 609
140	A_6030060-EE Shoes Uniforms	Measuring and Regulating Station Expenses	857	$ 141	$ -	$ 141	$ -	$ 141	$ 146
141	A_6030070-EE Training	Measuring and Regulating Station Expenses	857	$ 32	$ -	$ 32	$ -	$ 32	$ 33
142	A_6030080-EE Travel Lodging	Measuring and Regulating Station Expenses	857	$ 1,024	$ -	$ 1,024	$ -	$ 1,024	$ 1,064
143	A_6030091-EE Apprec and Gifts	Measuring and Regulating Station Expenses	857	$ 0	$ -	$ 0	$ -	$ 0	$ 0
144	A_6030800-EE Miscellaneous	Measuring and Regulating Station Expenses	857	$ 1,945	$ -	$ 1,945	$ -	$ 1,945	$ 2,021
145	A_6100070-Consultants-Mgmt	Measuring and Regulating Station Expenses	857	$ 2	$ -	$ 2	$ -	$ 2	$ 2
146	A_6100080-Consultants-Other	Measuring and Regulating Station Expenses	857	$ 29,982	$ -	$ 29,982	$ -	$ 29,982	$ 31,161
147	A_6100100-Contractor Services	Measuring and Regulating Station Expenses	857	$ 1,204	$ -	$ 1,204	$ -	$ 1,204	$ 1,251
148	A_6400080-M&S Vehicle Fuel	Measuring and Regulating Station Expenses	857	$ 469	$ -	$ 469	$ -	$ 469	$ 488
149	A_6400100-M&S OS Purchases	Measuring and Regulating Station Expenses	857	$ 65,437	$ -	$ 65,437	$ -	$ 65,437	$ 68,010
150	A_6400500-M&S Parts	Measuring and Regulating Station Expenses	857	$ 157	$ -	$ 157	$ -	$ 157	$ 164

NMGC Exhibit ECB-5
Page 281 of 596

NEW MEXICO GAS COMPANY, INC.

Operations and Maintenance Summary
Base Period - 12 Months Ending March 31, 2023
Future Test Year - 12 Months Ending September 30, 2025

	A	B	C	V	W	X	Y	Z	AA
3	Description	Account Name	FERC Acct	Total Linkage 1 Period Separately Forecasted Items	4/30/2023	5/31/2023	6/30/2023	7/31/2023	8/31/2023
102	A_6010110-Labor Exempt ST	Mains Expenses	856	$ 14,937	$ 1,245	$ 1,245	$ 1,245	$ 1,245	$ 1,245
103	A_6010130-Labor Exempt NonProd	Mains Expenses	856	$ 4,800	$ 400	$ 400	$ 400	$ 400	$ 400
104	A_6010210-Labor NonExm ST	Mains Expenses	856	$ 83,066	$ 6,922	$ 6,922	$ 6,922	$ 6,922	$ 6,922
105	A_6010220-Labor NonExm OT	Mains Expenses	856	$ 19,116	$ 1,593	$ 1,593	$ 1,593	$ 1,593	$ 1,593
106	A_6010230-Labor NonExm NonProd	Mains Expenses	856	$ 19,083	$ 1,590	$ 1,590	$ 1,590	$ 1,590	$ 1,590
107	A_6010910-Labor OffCycle Bonus	Mains Expenses	856	$ 111	$ 9	$ 9	$ 9	$ 9	$ 9
108	A_6030010-EE ProfDue Subs Fees	Mains Expenses	856	$ -	$ 93	$ 93	$ 93	$ 93	$ 93
109	A_6030040-EE Meals 50% Deduct	Mains Expenses	856	$ -	$ 155	$ 155	$ 155	$ 155	$ 155
110	A_6030060-EE Shoes Uniforms	Mains Expenses	856	$ -	$ 163	$ 163	$ 163	$ 163	$ 163
111	A_6030070-EE Training	Mains Expenses	856	$ -	$ 19	$ 19	$ 19	$ 19	$ 19
112	A_6030080-EE Travel Lodging	Mains Expenses	856	$ -	$ 289	$ 289	$ 289	$ 289	$ 289
113	A_6030800-EE Miscellaneous	Mains Expenses	856	$ -	$ 7	$ 7	$ 7	$ 7	$ 7
114	A_6100070-Consultants-Mgmt	Mains Expenses	856	$ -	$ 12	$ 12	$ 12	$ 12	$ 12
115	A_6100080-Consultants-Other	Mains Expenses	856	$ 2,391,698	$ 200,424	$ 200,424	$ 200,424	$ 200,424	$ 200,424
116	A_6100100-Contractor Services	Mains Expenses	856	$ -	$ 303	$ 303	$ 303	$ 303	$ 303
117	A_6400100-M&S OS Purchases	Mains Expenses	856	$ -	$ 148	$ 148	$ 148	$ 148	$ 148
118	A_6400500-M&S Parts	Mains Expenses	856	$ -	$ 10	$ 10	$ 10	$ 10	$ 10
119	A_6401000-M&S Inven Issue	Mains Expenses	856	$ -	$ 810	$ 810	$ 810	$ 810	$ 810
120	A_6790230-Postage Ship Courier	Mains Expenses	856	$ -	$ 24	$ 24	$ 24	$ 24	$ 24
121	A_6790320-Fleet Allocation	Mains Expenses	856	$ -	$ 1,181	$ 1,181	$ 1,181	$ 1,181	$ 1,181
122	A_6790321-Stores Allocation	Mains Expenses	856	$ -	$ 98	$ 98	$ 98	$ 98	$ 98
123	A_6790322-Small Tools Alloc	Mains Expenses	856	$ -	$ 42	$ 42	$ 42	$ 42	$ 42
124	A_6790800-Other Oper-Misc	Mains Expenses	856	$ -	$ 1,641	$ 1,641	$ 1,641	$ 1,641	$ 1,641
125	A_A6010000-1001/A6010000	Mains Expenses	856	$ 306	$ 25	$ 25	$ 25	$ 25	$ 25
126	A_R6010000-1001/R6010000	Mains Expenses	856	$ 3	$ 0	$ 0	$ 0	$ 0	$ 0
127	A_6018999-Labor Exp Reclass	Mains Expenses	856	$ 4,296	$ 358	$ 358	$ 358	$ 358	$ 358
128	A_6030050-EE Mileage	Mains Expenses	856	$ -	$ 12	$ 12	$ 12	$ 12	$ 12
129	A_6100040-Consultants-Engineer	Mains Expenses	856	$ -	$ 2,207	$ 2,207	$ 2,207	$ 2,207	$ 2,207
130	A_6108999-OutSvc Exp Reclass	Mains Expenses	856	$ -	$ 2,260	$ 2,260	$ 2,260	$ 2,260	$ 2,260
131	A_6500010-Transport-Vehicle	Mains Expenses	856	$ -	$ 1	$ 1	$ 1	$ 1	$ 1
132	A_6790210-Permitting	Mains Expenses	856	$ -	$ 43	$ 43	$ 43	$ 43	$ 43
133	A_6010110-Labor Exempt ST	Measuring and Regulating Station Expenses	857	$ 1,332	$ 111	$ 111	$ 111	$ 111	$ 111
134	A_6010130-Labor Exempt NonProd	Measuring and Regulating Station Expenses	857	$ 215	$ 18	$ 18	$ 18	$ 18	$ 18
135	A_6010210-Labor NonExm ST	Measuring and Regulating Station Expenses	857	$ 9,341	$ 778	$ 778	$ 778	$ 778	$ 778
136	A_6010220-Labor NonExm OT	Measuring and Regulating Station Expenses	857	$ 1,438	$ 120	$ 120	$ 120	$ 120	$ 120
137	A_6010230-Labor NonExm NonProd	Measuring and Regulating Station Expenses	857	$ 1,245	$ 104	$ 104	$ 104	$ 104	$ 104
138	A_6010910-Labor OffCycle Bonus	Measuring and Regulating Station Expenses	857	$ 0	$ 0	$ 0	$ 0	$ 0	$ 0
139	A_6030040-EE Meals 50% Deduct	Measuring and Regulating Station Expenses	857	$ -	$ 51	$ 51	$ 51	$ 51	$ 51
140	A_6030060-EE Shoes Uniforms	Measuring and Regulating Station Expenses	857	$ -	$ 12	$ 12	$ 12	$ 12	$ 12
141	A_6030070-EE Training	Measuring and Regulating Station Expenses	857	$ -	$ 3	$ 3	$ 3	$ 3	$ 3
142	A_6030080-EE Travel Lodging	Measuring and Regulating Station Expenses	857	$ -	$ 89	$ 89	$ 89	$ 89	$ 89
143	A_6030091-EE Apprec and Gifts	Measuring and Regulating Station Expenses	857	$ -	$ 0	$ 0	$ 0	$ 0	$ 0
144	A_6030800-EE Miscellaneous	Measuring and Regulating Station Expenses	857	$ -	$ 168	$ 168	$ 168	$ 168	$ 168
145	A_6100070-Consultants-Mgmt	Measuring and Regulating Station Expenses	857	$ -	$ 0	$ 0	$ 0	$ 0	$ 0
146	A_6100080-Consultants-Other	Measuring and Regulating Station Expenses	857	$ -	$ 2,597	$ 2,597	$ 2,597	$ 2,597	$ 2,597
147	A_6100100-Contractor Services	Measuring and Regulating Station Expenses	857	$ -	$ 104	$ 104	$ 104	$ 104	$ 104
148	A_6400080-M&S Vehicle Fuel	Measuring and Regulating Station Expenses	857	$ -	$ 41	$ 41	$ 41	$ 41	$ 41
149	A_6400100-M&S OS Purchases	Measuring and Regulating Station Expenses	857	$ -	$ 5,667	$ 5,667	$ 5,667	$ 5,667	$ 5,667
150	A_6400500-M&S Parts	Measuring and Regulating Station Expenses	857	$ -	$ 14	$ 14	$ 14	$ 14	$ 14

NMGC Exhibit ECB-5
Page 282 of 596

NEW MEXICO GAS COMPANY, INC.

Operations and Maintenance Summary
Base Period - 12 Months Ending March 31, 2023
Future Test Year - 12 Months Ending September 30, 2025

	A	B	C	AB	AC	AD	AE	AF	AG
3	Description	Account Name	FERC Acct	9/30/2023	10/31/2023	11/30/2023	12/31/2023	1/31/2024	2/29/2024
102	A_6010110-Labor Exempt ST	Mains Expenses	856	$ 1,245	$ 1,245	$ 1,245	$ 1,245	$ 1,245	$ 1,245
103	A_6010130-Labor Exempt NonProd	Mains Expenses	856	$ 400	$ 400	$ 400	$ 400	$ 400	$ 400
104	A_6010210-Labor NonExm ST	Mains Expenses	856	$ 6,922	$ 6,922	$ 6,922	$ 6,922	$ 6,922	$ 6,922
105	A_6010220-Labor NonExm OT	Mains Expenses	856	$ 1,593	$ 1,593	$ 1,593	$ 1,593	$ 1,593	$ 1,593
106	A_6010230-Labor NonExm NonProd	Mains Expenses	856	$ 1,590	$ 1,590	$ 1,590	$ 1,590	$ 1,590	$ 1,590
107	A_6010910-Labor OffCycle Bonus	Mains Expenses	856	$ 9	$ 9	$ 9	$ 9	$ 9	$ 9
108	A_6030010-EE ProfDue Subs Fees	Mains Expenses	856	$ 93	$ 93	$ 93	$ 93	$ 93	$ 93
109	A_6030040-EE Meals 50% Deduct	Mains Expenses	856	$ 155	$ 155	$ 155	$ 155	$ 155	$ 155
110	A_6030060-EE Shoes Uniforms	Mains Expenses	856	$ 163	$ 163	$ 163	$ 163	$ 163	$ 163
111	A_6030070-EE Training	Mains Expenses	856	$ 19	$ 19	$ 19	$ 19	$ 19	$ 19
112	A_6030080-EE Travel Lodging	Mains Expenses	856	$ 289	$ 289	$ 289	$ 289	$ 289	$ 289
113	A_6030800-EE Miscellaneous	Mains Expenses	856	$ 7	$ 7	$ 7	$ 7	$ 7	$ 7
114	A_6100070-Consultants-Mgmt	Mains Expenses	856	$ 12	$ 12	$ 12	$ 12	$ 12	$ 12
115	A_6100080-Consultants-Other	Mains Expenses	856	$ 200,424	$ 200,424	$ 200,424	$ 200,424	$ 200,424	$ 200,424
116	A_6100100-Contractor Services	Mains Expenses	856	$ 303	$ 303	$ 303	$ 303	$ 303	$ 303
117	A_6400100-M&S OS Purchases	Mains Expenses	856	$ 148	$ 148	$ 148	$ 148	$ 148	$ 148
118	A_6400500-M&S Parts	Mains Expenses	856	$ 10	$ 10	$ 10	$ 10	$ 10	$ 10
119	A_6401000-M&S Inven Issue	Mains Expenses	856	$ 810	$ 810	$ 810	$ 810	$ 810	$ 810
120	A_6790230-Postage Ship Courier	Mains Expenses	856	$ 24	$ 24	$ 24	$ 24	$ 24	$ 24
121	A_6790320-Fleet Allocation	Mains Expenses	856	$ 1,181	$ 1,181	$ 1,181	$ 1,181	$ 1,181	$ 1,181
122	A_6790321-Stores Allocation	Mains Expenses	856	$ 98	$ 98	$ 98	$ 98	$ 98	$ 98
123	A_6790322-Small Tools Alloc	Mains Expenses	856	$ 42	$ 42	$ 42	$ 42	$ 42	$ 42
124	A_6790800-Other Oper-Misc	Mains Expenses	856	$ 1,641	$ 1,641	$ 1,641	$ 1,641	$ 1,641	$ 1,641
125	A_A6010000-1001/A6010000	Mains Expenses	856	$ 25	$ 25	$ 25	$ 25	$ 25	$ 25
126	A_R6010000-1001/R6010000	Mains Expenses	856	$ 0	$ 0	$ 0	$ 0	$ 0	$ 0
127	A_6018999-Labor Exp Reclass	Mains Expenses	856	$ 358	$ 358	$ 358	$ 358	$ 358	$ 358
128	A_6030050-EE Mileage	Mains Expenses	856	$ 12	$ 12	$ 12	$ 12	$ 12	$ 12
129	A_6100040-Consultants-Engineer	Mains Expenses	856	$ 2,207	$ 2,207	$ 2,207	$ 2,207	$ 2,207	$ 2,207
130	A_6108999-OutSvc Exp Reclass	Mains Expenses	856	$ 2,260	$ 2,260	$ 2,260	$ 2,260	$ 2,260	$ 2,260
131	A_6500010-Transport-Vehicle	Mains Expenses	856	$ 1	$ 1	$ 1	$ 1	$ 1	$ 1
132	A_6790210-Permitting	Mains Expenses	856	$ 43	$ 43	$ 43	$ 43	$ 43	$ 43
133	A_6010110-Labor Exempt ST	Measuring and Regulating Station Expenses	857	$ 111	$ 111	$ 111	$ 111	$ 111	$ 111
134	A_6010130-Labor Exempt NonProd	Measuring and Regulating Station Expenses	857	$ 18	$ 18	$ 18	$ 18	$ 18	$ 18
135	A_6010210-Labor NonExm ST	Measuring and Regulating Station Expenses	857	$ 778	$ 778	$ 778	$ 778	$ 778	$ 778
136	A_6010220-Labor NonExm OT	Measuring and Regulating Station Expenses	857	$ 120	$ 120	$ 120	$ 120	$ 120	$ 120
137	A_6010230-Labor NonExm NonProd	Measuring and Regulating Station Expenses	857	$ 104	$ 104	$ 104	$ 104	$ 104	$ 104
138	A_6010910-Labor OffCycle Bonus	Measuring and Regulating Station Expenses	857	$ 0	$ 0	$ 0	$ 0	$ 0	$ 0
139	A_6030040-EE Meals 50% Deduct	Measuring and Regulating Station Expenses	857	$ 51	$ 51	$ 51	$ 51	$ 51	$ 51
140	A_6030060-EE Shoes Uniforms	Measuring and Regulating Station Expenses	857	$ 12	$ 12	$ 12	$ 12	$ 12	$ 12
141	A_6030070-EE Training	Measuring and Regulating Station Expenses	857	$ 3	$ 3	$ 3	$ 3	$ 3	$ 3
142	A_6030080-EE Travel Lodging	Measuring and Regulating Station Expenses	857	$ 89	$ 89	$ 89	$ 89	$ 89	$ 89
143	A_6030091-EE Apprec and Gifts	Measuring and Regulating Station Expenses	857	$ 0	$ 0	$ 0	$ 0	$ 0	$ 0
144	A_6030800-EE Miscellaneous	Measuring and Regulating Station Expenses	857	$ 168	$ 168	$ 168	$ 168	$ 168	$ 168
145	A_6100070-Consultants-Mgmt	Measuring and Regulating Station Expenses	857	$ 0	$ 0	$ 0	$ 0	$ 0	$ 0
146	A_6100080-Consultants-Other	Measuring and Regulating Station Expenses	857	$ 2,597	$ 2,597	$ 2,597	$ 2,597	$ 2,597	$ 2,597
147	A_6100100-Contractor Services	Measuring and Regulating Station Expenses	857	$ 104	$ 104	$ 104	$ 104	$ 104	$ 104
148	A_6400080-M&S Vehicle Fuel	Measuring and Regulating Station Expenses	857	$ 41	$ 41	$ 41	$ 41	$ 41	$ 41
149	A_6400100-M&S OS Purchases	Measuring and Regulating Station Expenses	857	$ 5,667	$ 5,667	$ 5,667	$ 5,667	$ 5,667	$ 5,667
150	A_6400500-M&S Parts	Measuring and Regulating Station Expenses	857	$ 14	$ 14	$ 14	$ 14	$ 14	$ 14

NMGC Exhibit ECB-5
Page 283 of 596

NEW MEXICO GAS COMPANY, INC.

Operations and Maintenance Summary
Base Period - 12 Months Ending March 31, 2023
Future Test Year - 12 Months Ending September 30, 2025

	A	B	C	AH	AI	AJ	AK	AL	AM
3	Description	Account Name	FERC Acct	3/31/2024	Linkage 1 Ending 3/31/2024	Escalated Linkage 2 - Results of Pure Escalation of 1.62%	Total Linkage 2 Period Separately Forecasted Items	4/1/2024	5/1/2024
102	A_6010110-Labor Exempt ST	Mains Expenses	856	$ 1,245	$ 14,937	$ -	$ 15,194	$ 1,288	$ 1,288
103	A_6010130-Labor Exempt NonProd	Mains Expenses	856	$ 400	$ 4,800	$ -	$ 4,883	$ 414	$ 414
104	A_6010210-Labor NonExm ST	Mains Expenses	856	$ 6,922	$ 83,066	$ -	$ 84,494	$ 7,160	$ 7,160
105	A_6010220-Labor NonExm OT	Mains Expenses	856	$ 1,593	$ 19,116	$ -	$ 19,445	$ 1,648	$ 1,648
106	A_6010230-Labor NonExm NonProd	Mains Expenses	856	$ 1,590	$ 19,083	$ -	$ 19,411	$ 1,645	$ 1,645
107	A_6010910-Labor OffCycle Bonus	Mains Expenses	856	$ 9	$ 111	$ -	$ 113	$ 10	$ 10
108	A_6030010-EE ProfDue Subs Fees	Mains Expenses	856	$ 93	$ 1,117	$ 1,135	$ -	$ 96	$ 96
109	A_6030040-EE Meals 50% Deduct	Mains Expenses	856	$ 155	$ 1,858	$ 1,889	$ -	$ 160	$ 160
110	A_6030060-EE Shoes Uniforms	Mains Expenses	856	$ 163	$ 1,954	$ 1,986	$ -	$ 168	$ 168
111	A_6030070-EE Training	Mains Expenses	856	$ 19	$ 233	$ 237	$ -	$ 20	$ 20
112	A_6030080-EE Travel Lodging	Mains Expenses	856	$ 289	$ 3,469	$ 3,526	$ -	$ 298	$ 298
113	A_6030800-EE Miscellaneous	Mains Expenses	856	$ 7	$ 79	$ 80	$ -	$ 7	$ 7
114	A_6100070-Consultants-Mgmt	Mains Expenses	856	$ 12	$ 138	$ 141	$ -	$ 12	$ 12
115	A_6100080-Consultants-Other	Mains Expenses	856	$ 200,424	$ 2,405,087	$ 13,606	$ 2,031,520	$ 140,430	$ 140,430
116	A_6100100-Contractor Services	Mains Expenses	856	$ 303	$ 3,632	$ 3,691	$ -	$ 313	$ 313
117	A_6400100-M&S OS Purchases	Mains Expenses	856	$ 148	$ 1,770	$ 1,799	$ -	$ 152	$ 152
118	A_6400500-M&S Parts	Mains Expenses	856	$ 10	$ 118	$ 120	$ -	$ 10	$ 10
119	A_6401000-M&S Inven Issue	Mains Expenses	856	$ 810	$ 9,722	$ 9,880	$ -	$ 836	$ 836
120	A_6790230-Postage Ship Courier	Mains Expenses	856	$ 24	$ 292	$ 297	$ -	$ 25	$ 25
121	A_6790320-Fleet Allocation	Mains Expenses	856	$ 1,181	$ 14,176	$ 14,406	$ -	$ 1,220	$ 1,220
122	A_6790321-Stores Allocation	Mains Expenses	856	$ 98	$ 1,182	$ 1,201	$ -	$ 102	$ 102
123	A_6790322-Small Tools Alloc	Mains Expenses	856	$ 42	$ 503	$ 512	$ -	$ 43	$ 43
124	A_6790800-Other Oper-Misc	Mains Expenses	856	$ 1,641	$ 19,690	$ 20,009	$ -	$ 1,694	$ 1,694
125	A_A6010000-1001/A6010000	Mains Expenses	856	$ 25	$ 306	$ -	$ 311	$ 26	$ 26
126	A_R6010000-1001/R6010000	Mains Expenses	856	$ 0	$ 3	$ -	$ 3	$ 0	$ 0
127	A_6018999-Labor Exp Reclass	Mains Expenses	856	$ 358	$ 4,296	$ -	$ 4,370	$ 370	$ 370
128	A_6030050-EE Mileage	Mains Expenses	856	$ 12	$ 139	$ 142	$ -	$ 12	$ 12
129	A_6100040-Consultants-Engineer	Mains Expenses	856	$ 2,207	$ 26,488	$ 26,918	$ -	$ 2,279	$ 2,279
130	A_6108999-OutSvc Exp Reclass	Mains Expenses	856	$ 2,260	$ 27,122	$ 27,563	$ -	$ 2,334	$ 2,334
131	A_6500010-Transport-Vehicle	Mains Expenses	856	$ 1	$ 16	$ 16	$ -	$ 1	$ 1
132	A_6790210-Permitting	Mains Expenses	856	$ 43	$ 511	$ 520	$ -	$ 44	$ 44
133	A_6010110-Labor Exempt ST	Measuring and Regulating Station Expenses	857	$ 111	$ 1,332	$ -	$ 1,355	$ 115	$ 115
134	A_6010130-Labor Exempt NonProd	Measuring and Regulating Station Expenses	857	$ 18	$ 215	$ -	$ 218	$ 19	$ 19
135	A_6010210-Labor NonExm ST	Measuring and Regulating Station Expenses	857	$ 778	$ 9,341	$ -	$ 9,502	$ 805	$ 805
136	A_6010220-Labor NonExm OT	Measuring and Regulating Station Expenses	857	$ 120	$ 1,438	$ -	$ 1,463	$ 124	$ 124
137	A_6010230-Labor NonExm NonProd	Measuring and Regulating Station Expenses	857	$ 104	$ 1,245	$ -	$ 1,267	$ 107	$ 107
138	A_6010910-Labor OffCycle Bonus	Measuring and Regulating Station Expenses	857	$ 0	$ 0	$ -	$ 0	$ 0	$ 0
139	A_6030040-EE Meals 50% Deduct	Measuring and Regulating Station Expenses	857	$ 51	$ 609	$ 619	$ -	$ 52	$ 52
140	A_6030060-EE Shoes Uniforms	Measuring and Regulating Station Expenses	857	$ 12	$ 146	$ 149	$ -	$ 13	$ 13
141	A_6030070-EE Training	Measuring and Regulating Station Expenses	857	$ 3	$ 33	$ 34	$ -	$ 3	$ 3
142	A_6030080-EE Travel Lodging	Measuring and Regulating Station Expenses	857	$ 89	$ 1,064	$ 1,082	$ -	$ 92	$ 92
143	A_6030091-EE Apprec and Gifts	Measuring and Regulating Station Expenses	857	$ 0	$ 0	$ 0	$ -	$ 0	$ 0
144	A_6030800-EE Miscellaneous	Measuring and Regulating Station Expenses	857	$ 168	$ 2,021	$ 2,054	$ -	$ 174	$ 174
145	A_6100070-Consultants-Mgmt	Measuring and Regulating Station Expenses	857	$ 0	$ 2	$ 2	$ -	$ 0	$ 0
146	A_6100080-Consultants-Other	Measuring and Regulating Station Expenses	857	$ 2,597	$ 31,161	$ 31,667	$ -	$ 2,681	$ 2,681
147	A_6100100-Contractor Services	Measuring and Regulating Station Expenses	857	$ 104	$ 1,251	$ 1,271	$ -	$ 108	$ 108
148	A_6400080-M&S Vehicle Fuel	Measuring and Regulating Station Expenses	857	$ 41	$ 488	$ 496	$ -	$ 42	$ 42
149	A_6400100-M&S OS Purchases	Measuring and Regulating Station Expenses	857	$ 5,667	$ 68,010	$ 69,114	$ -	$ 5,851	$ 5,851
150	A_6400500-M&S Parts	Measuring and Regulating Station Expenses	857	$ 14	$ 164	$ 166	$ -	$ 14	$ 14

NMGC Exhibit ECB-5
Page 284 of 596

Sponsored by NMGC Witness Erik C. Buchanan

630 Schedule H-1.2 BaseLink 1 2

NEW MEXICO GAS COMPANY, INC.

Operations and Maintenance Summary
Base Period - 12 Months Ending March 31, 2023
Future Test Year - 12 Months Ending September 30, 2025

	A	B	C	AN	AO	AP	AQ	AR
3	Description	Account Name	FERC Acct	6/1/2024	7/1/2024	8/1/2024	9/1/2024	Linkage 2 Ending 9/30/2024
102	A_6010110-Labor Exempt ST	Mains Expenses	856	$ 1,288	$ 1,288	$ 1,288	$ 1,288	$ 15,194
103	A_6010130-Labor Exempt NonProd	Mains Expenses	856	$ 414	$ 414	$ 414	$ 414	$ 4,883
104	A_6010210-Labor NonExm ST	Mains Expenses	856	$ 7,160	$ 7,160	$ 7,160	$ 7,160	$ 84,494
105	A_6010220-Labor NonExm OT	Mains Expenses	856	$ 1,648	$ 1,648	$ 1,648	$ 1,648	$ 19,445
106	A_6010230-Labor NonExm NonProd	Mains Expenses	856	$ 1,645	$ 1,645	$ 1,645	$ 1,645	$ 19,411
107	A_6010910-Labor OffCycle Bonus	Mains Expenses	856	$ 10	$ 10	$ 10	$ 10	$ 113
108	A_6030010-EE ProfDue Subs Fees	Mains Expenses	856	$ 96	$ 96	$ 96	$ 96	$ 1,135
109	A_6030040-EE Meals 50% Deduct	Mains Expenses	856	$ 160	$ 160	$ 160	$ 160	$ 1,889
110	A_6030060-EE Shoes Uniforms	Mains Expenses	856	$ 168	$ 168	$ 168	$ 168	$ 1,986
111	A_6030070-EE Training	Mains Expenses	856	$ 20	$ 20	$ 20	$ 20	$ 237
112	A_6030080-EE Travel Lodging	Mains Expenses	856	$ 298	$ 298	$ 298	$ 298	$ 3,526
113	A_6030800-EE Miscellaneous	Mains Expenses	856	$ 7	$ 7	$ 7	$ 7	$ 80
114	A_6100070-Consultants-Mgmt	Mains Expenses	856	$ 12	$ 12	$ 12	$ 12	$ 141
115	A_6100080-Consultants-Other	Mains Expenses	856	$ 140,430	$ 140,430	$ 140,430	$ 140,430	$ 2,045,126
116	A_6100100-Contractor Services	Mains Expenses	856	$ 313	$ 313	$ 313	$ 313	$ 3,691
117	A_6400100-M&S OS Purchases	Mains Expenses	856	$ 152	$ 152	$ 152	$ 152	$ 1,799
118	A_6400500-M&S Parts	Mains Expenses	856	$ 10	$ 10	$ 10	$ 10	$ 120
119	A_6401000-M&S Inven Issue	Mains Expenses	856	$ 836	$ 836	$ 836	$ 836	$ 9,880
120	A_6790230-Postage Ship Courier	Mains Expenses	856	$ 25	$ 25	$ 25	$ 25	$ 297
121	A_6790320-Fleet Allocation	Mains Expenses	856	$ 1,220	$ 1,220	$ 1,220	$ 1,220	$ 14,406
122	A_6790321-Stores Allocation	Mains Expenses	856	$ 102	$ 102	$ 102	$ 102	$ 1,201
123	A_6790322-Small Tools Alloc	Mains Expenses	856	$ 43	$ 43	$ 43	$ 43	$ 512
124	A_6790800-Other Oper-Misc	Mains Expenses	856	$ 1,694	$ 1,694	$ 1,694	$ 1,694	$ 20,009
125	A_A6010000-1001/A6010000	Mains Expenses	856	$ 26	$ 26	$ 26	$ 26	$ 311
126	A_R6010000-1001/R6010000	Mains Expenses	856	$ 0	$ 0	$ 0	$ 0	$ 3
127	A_6018999-Labor Exp Reclass	Mains Expenses	856	$ 370	$ 370	$ 370	$ 370	$ 4,370
128	A_6030050-EE Mileage	Mains Expenses	856	$ 12	$ 12	$ 12	$ 12	$ 142
129	A_6100040-Consultants-Engineer	Mains Expenses	856	$ 2,279	$ 2,279	$ 2,279	$ 2,279	$ 26,918
130	A_6108999-OutSvc Exp Reclass	Mains Expenses	856	$ 2,334	$ 2,334	$ 2,334	$ 2,334	$ 27,563
131	A_6500010-Transport-Vehicle	Mains Expenses	856	$ 1	$ 1	$ 1	$ 1	$ 16
132	A_6790210-Permitting	Mains Expenses	856	$ 44	$ 44	$ 44	$ 44	$ 520
133	A_6010110-Labor Exempt ST	Measuring and Regulating Station Expenses	857	$ 115	$ 115	$ 115	$ 115	$ 1,355
134	A_6010130-Labor Exempt NonProd	Measuring and Regulating Station Expenses	857	$ 19	$ 19	$ 19	$ 19	$ 218
135	A_6010210-Labor NonExm ST	Measuring and Regulating Station Expenses	857	$ 805	$ 805	$ 805	$ 805	$ 9,502
136	A_6010220-Labor NonExm OT	Measuring and Regulating Station Expenses	857	$ 124	$ 124	$ 124	$ 124	$ 1,463
137	A_6010230-Labor NonExm NonProd	Measuring and Regulating Station Expenses	857	$ 107	$ 107	$ 107	$ 107	$ 1,267
138	A_6010910-Labor OffCycle Bonus	Measuring and Regulating Station Expenses	857	$ 0	$ 0	$ 0	$ 0	$ 0
139	A_6030040-EE Meals 50% Deduct	Measuring and Regulating Station Expenses	857	$ 52	$ 52	$ 52	$ 52	$ 619
140	A_6030060-EE Shoes Uniforms	Measuring and Regulating Station Expenses	857	$ 13	$ 13	$ 13	$ 13	$ 149
141	A_6030070-EE Training	Measuring and Regulating Station Expenses	857	$ 3	$ 3	$ 3	$ 3	$ 34
142	A_6030080-EE Travel Lodging	Measuring and Regulating Station Expenses	857	$ 92	$ 92	$ 92	$ 92	$ 1,082
143	A_6030091-EE Apprec and Gifts	Measuring and Regulating Station Expenses	857	$ 0	$ 0	$ 0	$ 0	$ 0
144	A_6030800-EE Miscellaneous	Measuring and Regulating Station Expenses	857	$ 174	$ 174	$ 174	$ 174	$ 2,054
145	A_6100070-Consultants-Mgmt	Measuring and Regulating Station Expenses	857	$ 0	$ 0	$ 0	$ 0	$ 2
146	A_6100080-Consultants-Other	Measuring and Regulating Station Expenses	857	$ 2,681	$ 2,681	$ 2,681	$ 2,681	$ 31,667
147	A_6100100-Contractor Services	Measuring and Regulating Station Expenses	857	$ 108	$ 108	$ 108	$ 108	$ 1,271
148	A_6400080-M&S Vehicle Fuel	Measuring and Regulating Station Expenses	857	$ 42	$ 42	$ 42	$ 42	$ 496
149	A_6400100-M&S OS Purchases	Measuring and Regulating Station Expenses	857	$ 5,851	$ 5,851	$ 5,851	$ 5,851	$ 69,114
150	A_6400500-M&S Parts	Measuring and Regulating Station Expenses	857	$ 14	$ 14	$ 14	$ 14	$ 166

NMGC Exhibit ECB-5
Page 285 of 596

NEW MEXICO GAS COMPANY, INC.

Operations and Maintenance Summary
Base Period - 12 Months Ending March 31, 2023
Future Test Year - 12 Months Ending September 30, 2025

	A	B	C	D	E	F	G	H	I
3	Description	Account Name	FERC Acct	4/30/2022	5/31/2022	6/30/2022	7/31/2022	8/31/2022	9/30/2022
151	A_6400510-M&S Small Tools	Measuring and Regulating Station Expenses	857	$ -	$ 234	$ -	$ -	$ -	$ -
152	A_6401000-M&S Inven Issue	Measuring and Regulating Station Expenses	857	$ -	$ 576	$ -	$ -	$ -	$ 409
153	A_6720020-LTLease-NonOffEquip	Measuring and Regulating Station Expenses	857	$ 1,743	$ -	$ 698	$ -	$ -	$ 509
154	A_6790199-Fees-Miscellaneous	Measuring and Regulating Station Expenses	857	$ -	$ -	$ -	$ -	$ -	$ 3
155	A_6790230-Postage Ship Courier	Measuring and Regulating Station Expenses	857	$ -	$ -	$ -	$ 227	$ -	$ 432
156	A_6790320-Fleet Allocation	Measuring and Regulating Station Expenses	857	$ 400	$ 631	$ 321	$ -	$ -	$ 76
157	A_6790321-Stores Allocation	Measuring and Regulating Station Expenses	857	$ 561	$ 112	$ 318	$ 343	$ 570	$ (58)
158	A_6790322-Small Tools Alloc	Measuring and Regulating Station Expenses	857	$ 267	$ 21	$ 112	$ 95	$ 288	$ (20)
159	A_A6010000-1001/A6010000	Measuring and Regulating Station Expenses	857	$ -	$ -	$ 0	$ -	$ -	$ -
160	A_6300100-Cost of Natural Gas	Transmission and Compression of Gas by Others	858	$ 750,715	$ 227,347	$ 403,650	$ 336,873	$ 106,632	$ (263,154)
161	A_6010110-Labor Exempt ST	Other Expenses	859	$ 10,865	$ 16,131	$ 12,048	$ 11,835	$ 11,951	$ 13,050
162	A_6010130-Labor Exempt NonProd	Other Expenses	859	$ 1,404	$ 960	$ 2,489	$ 2,126	$ 1,728	$ 2,066
163	A_6010210-Labor NonExm ST	Other Expenses	859	$ 1,817	$ 1,434	$ 1,353	$ 1,346	$ 1,184	$ (245)
164	A_6010230-Labor NonExm NonProd	Other Expenses	859	$ 433	$ 153	$ 235	$ 87	$ 425	$ 371
165	A_6030010-EE ProfDue Subs Fees	Other Expenses	859	$ 5,000	$ 3,898	$ 776	$ -	$ -	$ 635
166	A_6030040-EE Meals 50% Deduct	Other Expenses	859	$ 13	$ 128	$ 26	$ 10	$ 100	$ 243
167	A_6030060-EE Shoes Uniforms	Other Expenses	859	$ -	$ 151	$ 186	$ -	$ -	$ 372
168	A_6030070-EE Training	Other Expenses	859	$ 80	$ 106	$ -	$ -	$ -	$ 178
169	A_6030080-EE Travel Lodging	Other Expenses	859	$ 27	$ 149	$ -	$ 1,217	$ 173	$ 2,005
170	A_6030091-EE Apprec and Gifts	Other Expenses	859	$ -	$ 0	$ -	$ -	$ 0	$ -
171	A_6030800-EE Miscellaneous	Other Expenses	859	$ 89	$ 421	$ 147	$ 746	$ 695	$ 195
172	A_6100070-Consultants-Mgmt	Other Expenses	859	$ 1	$ -	$ -	$ -	$ -	$ -
173	A_6100080-Consultants-Other	Other Expenses	859	$ 1,942	$ 6,553	$ -	$ -	$ -	$ -
174	A_6400020-M&S Gen Office	Other Expenses	859	$ -	$ -	$ -	$ -	$ -	$ -
175	A_6500010-Transport-Vehicle	Other Expenses	859	$ -	$ -	$ -	$ -	$ -	$ -
176	A_6790199-Fees-Miscellaneous	Other Expenses	859	$ -	$ 103	$ 20	$ -	$ -	$ -
177	A_6790210-Permitting	Other Expenses	859	$ 150	$ 76	$ 200	$ -	$ 336	$ 1,744
178	A_6790320-Fleet Allocation	Other Expenses	859	$ 1,287	$ 1,747	$ 1,411	$ 1,536	$ 1,735	$ 1,391
179	A_6790800-Other Oper-Misc	Other Expenses	859	$ -	$ -	$ -	$ -	$ -	$ -
180	A_A6010000-1001/A6010000	Other Expenses	859	$ -	$ -	$ -	$ -	$ 0	$ 222
181	A_6100100-Contractor Services	Other Expenses	859	$ -	$ -	$ 11	$ -	$ -	$ -
182	A_6400080-M&S Vehicle Fuel	Other Expenses	859	$ -	$ 112	$ -	$ -	$ -	$ -
183	A_6400100-M&S OS Purchases	Other Expenses	859	$ -	$ -	$ 810	$ -	$ -	$ -
184	A_6730030-Utilities-Telecom	Other Expenses	859	$ -	$ -	$ -	$ -	$ -	$ -
185	A_6790230-Postage Ship Courier	Other Expenses	859	$ -	$ -	$ -	$ -	$ -	$ -
186	A_6790321-Stores Allocation	Other Expenses	859	$ -	$ -	$ 92	$ -	$ -	$ -
187	A_6790322-Small Tools Alloc	Other Expenses	859	$ -	$ -	$ 33	$ -	$ -	$ -
188	**Total Transmission Operation Expenses**			**$ 1,246,704**	**$ 588,969**	**$ 740,487**	**$ 634,102**	**$ 398,127**	**$ 55,427**
189									
190	**Transmission Expenses - Maintenance:**								
191	A_6790326-Facilities Alloc	Rents	860	$ 18,008	$ 14,021	$ 15,611	$ 16,981	$ 22,923	$ 19,207
192	A_6010110-Labor Exempt ST	Maintenance of Mains	863	$ 682	$ 3,096	$ 344	$ 1,149	$ 1,310	$ 1,787
193	A_6010130-Labor Exempt NonProd	Maintenance of Mains	863	$ 165	$ 240	$ 104	$ 201	$ 204	$ 564
194	A_6010210-Labor NonExm ST	Maintenance of Mains	863	$ 4,008	$ 15,790	$ 1,712	$ 5,350	$ 9,126	$ 11,498
195	A_6010220-Labor NonExm OT	Maintenance of Mains	863	$ 936	$ 3,345	$ 489	$ 1,242	$ 2,484	$ 2,781
196	A_6010230-Labor NonExm NonProd	Maintenance of Mains	863	$ 1,024	$ 1,053	$ 416	$ 1,230	$ 1,000	$ 2,517
197	A_6010910-Labor OffCycle Bonus	Maintenance of Mains	863	$ 1	$ -	$ -	$ 2	$ -	$ -
198	A_6030010-EE ProfDue Subs Fees	Maintenance of Mains	863	$ -	$ -	$ -	$ -	$ -	$ -
199	A_6030040-EE Meals 50% Deduct	Maintenance of Mains	863	$ -	$ 63	$ -	$ 54	$ -	$ -

NMGC Exhibit ECB-5
Page 286 of 596

NEW MEXICO GAS COMPANY, INC.

Operations and Maintenance Summary
Base Period - 12 Months Ending March 31, 2023
Future Test Year - 12 Months Ending September 30, 2025

	A	B	C	J	K	L	M	N	O
3	Description	Account Name	FERC Acct	10/31/2022	11/30/2022	12/31/2022	1/31/2023	2/28/2023	3/31/2023
151	A_6400510-M&S Small Tools	Measuring and Regulating Station Expenses	857	$ -	$ 249	$ 177	$ -	$ -	$ 168
152	A_6401000-M&S Inven Issue	Measuring and Regulating Station Expenses	857	$ 348	$ 14,127	$ 15,521	$ (15,306)	$ 5,086	$ 18,430
153	A_6720020-LTLease-NonOffEquip	Measuring and Regulating Station Expenses	857	$ 1,207	$ -	$ -	$ 1,049	$ 143	$ 1,049
154	A_6790199-Fees-Miscellaneous	Measuring and Regulating Station Expenses	857	$ -	$ -	$ -	$ -	$ -	$ 1,558
155	A_6790230-Postage Ship Courier	Measuring and Regulating Station Expenses	857	$ -	$ 128	$ 31	$ -	$ -	$ -
156	A_6790320-Fleet Allocation	Measuring and Regulating Station Expenses	857	$ -	$ 31	$ -	$ -	$ -	$ 76
157	A_6790321-Stores Allocation	Measuring and Regulating Station Expenses	857	$ 800	$ 300	$ 2,354	$ (1,850)	$ 721	$ 1,700
158	A_6790322-Small Tools Alloc	Measuring and Regulating Station Expenses	857	$ 569	$ 278	$ 586	$ (1,166)	$ 1,292	$ 583
159	A_A6010000-1001/A6010000	Measuring and Regulating Station Expenses	857	$ -	$ -	$ -	$ -	$ -	$ 2
160	A_6300100-Cost of Natural Gas	Transmission and Compression of Gas by Others	858	$ 431,313	$ 265,331	$ (19,199,923)	$ (15,308,443)	$ (203,142)	$ 646,106
161	A_6010110-Labor Exempt ST	Other Expenses	859	$ 13,464	$ 12,127	$ 10,093	$ 11,334	$ 13,225	$ 11,330
162	A_6010130-Labor Exempt NonProd	Other Expenses	859	$ 1,500	$ 345	$ 4,364	$ 3,664	$ 318	$ 708
163	A_6010210-Labor NonExm ST	Other Expenses	859	$ 1,091	$ 834	$ 848	$ 665	$ 1,367	$ 1,010
164	A_6010230-Labor NonExm NonProd	Other Expenses	859	$ 783	$ 677	$ 738	$ 963	$ 314	$ 456
165	A_6030010-EE ProfDue Subs Fees	Other Expenses	859	$ 261	$ 60	$ 210	$ 130	$ -	$ 1,400
166	A_6030040-EE Meals 50% Deduct	Other Expenses	859	$ 619	$ 288	$ 100	$ 258	$ 113	$ 68
167	A_6030060-EE Shoes Uniforms	Other Expenses	859	$ -	$ -	$ -	$ -	$ -	$ -
168	A_6030070-EE Training	Other Expenses	859	$ 1,065	$ 7	$ 143	$ 150	$ (26)	$ -
169	A_6030080-EE Travel Lodging	Other Expenses	859	$ 560	$ 142	$ -	$ -	$ 494	$ (494)
170	A_6030091-EE Apprec and Gifts	Other Expenses	859	$ -	$ -	$ -	$ -	$ -	$ -
171	A_6030800-EE Miscellaneous	Other Expenses	859	$ 343	$ -	$ 30	$ -	$ -	$ -
172	A_6100070-Consultants-Mgmt	Other Expenses	859	$ -	$ 49	$ 44	$ -	$ -	$ -
173	A_6100080-Consultants-Other	Other Expenses	859	$ 2,047	$ -	$ 5,657	$ -	$ -	$ 3,987
174	A_6400020-M&S Gen Office	Other Expenses	859	$ 9	$ 38	$ -	$ -	$ 94	$ -
175	A_6500010-Transport-Vehicle	Other Expenses	859	$ -	$ -	$ -	$ 2	$ -	$ -
176	A_6790199-Fees-Miscellaneous	Other Expenses	859	$ -	$ -	$ -	$ -	$ -	$ -
177	A_6790210-Permitting	Other Expenses	859	$ 564	$ -	$ 150	$ 1,000	$ 9,811	$ 7,032
178	A_6790320-Fleet Allocation	Other Expenses	859	$ 1,734	$ 1,184	$ 1,303	$ 1,459	$ 1,719	$ 619
179	A_6790800-Other Oper-Misc	Other Expenses	859	$ -	$ 207	$ 1,200	$ 310	$ -	$ 1,630
180	A_A6010000-1001/A6010000	Other Expenses	859	$ 236	$ -	$ 0	$ -	$ -	$ 2,412
181	A_6100100-Contractor Services	Other Expenses	859	$ -	$ -	$ -	$ -	$ -	$ -
182	A_6400080-M&S Vehicle Fuel	Other Expenses	859	$ 46	$ -	$ -	$ -	$ -	$ -
183	A_6400100-M&S OS Purchases	Other Expenses	859	$ -	$ -	$ -	$ -	$ -	$ -
184	A_6730030-Utilities-Telecom	Other Expenses	859	$ -	$ -	$ -	$ -	$ 10	$ -
185	A_6790230-Postage Ship Courier	Other Expenses	859	$ -	$ -	$ -	$ 92	$ -	$ -
186	A_6790321-Stores Allocation	Other Expenses	859	$ -	$ -	$ -	$ -	$ -	$ -
187	A_6790322-Small Tools Alloc	Other Expenses	859	$ -	$ -	$ -	$ -	$ -	$ -
188	**Total Transmission Operation Expenses**			**$ 703,493**	**$ 656,577**	**$ (18,414,967)**	**$ (14,899,002)**	**$ 604,568**	**$ 1,642,806**
189									
190	**Transmission Expenses - Maintenance:**								
191	A_6790326-Facilities Alloc	Rents	860	$ 17,041	$ 18,961	$ 18,059	$ 20,785	$ 18,223	$ 21,517
192	A_6010110-Labor Exempt ST	Maintenance of Mains	863	$ 394	$ 1,692	$ 363	$ 1,479	$ 737	$ 585
193	A_6010130-Labor Exempt NonProd	Maintenance of Mains	863	$ 72	$ 634	$ 219	$ 370	$ 205	$ 147
194	A_6010210-Labor NonExm ST	Maintenance of Mains	863	$ 2,245	$ 12,627	$ 2,170	$ 7,439	$ 5,308	$ 4,760
195	A_6010220-Labor NonExm OT	Maintenance of Mains	863	$ 845	$ 4,370	$ 782	$ 2,685	$ 1,584	$ 1,212
196	A_6010230-Labor NonExm NonProd	Maintenance of Mains	863	$ 164	$ 1,896	$ 1,243	$ 2,449	$ 316	$ 618
197	A_6010910-Labor OffCycle Bonus	Maintenance of Mains	863	$ 3	$ -	$ -	$ 24	$ -	$ -
198	A_6030010-EE ProfDue Subs Fees	Maintenance of Mains	863	$ 0	$ -	$ -	$ -	$ -	$ -
199	A_6030040-EE Meals 50% Deduct	Maintenance of Mains	863	$ 212	$ 0	$ 29	$ 82	$ -	$ -

NMGC Exhibit ECB-5
Page 287 of 596

NEW MEXICO GAS COMPANY, INC.

Operations and Maintenance Summary
Base Period - 12 Months Ending March 31, 2023
Future Test Year - 12 Months Ending September 30, 2025

	A	B	C	P	Q	R	S	T	U
3	Description	Account Name	FERC Acct	Total Company Unadjusted Base Period Ending 3/31/2023	Base Period Adjustments	Adjusted Base Period	Removal of Separately Forecasted Items (To be added back Later)	Remaining Base Period O&M to be Escalated	Escalated Linkage 1 - Results of Pure Escalation of 3.93%
151	A_6400510-M&S Small Tools	Measuring and Regulating Station Expenses	857	$ 828	$ -	$ 828	$ -	$ 828	$ 860
152	A_6401000-M&S Inven Issue	Measuring and Regulating Station Expenses	857	$ 39,191	$ -	$ 39,191	$ -	$ 39,191	$ 40,732
153	A_6720020-LTLease-NonOffEquip	Measuring and Regulating Station Expenses	857	$ 6,397	$ -	$ 6,397	$ -	$ 6,397	$ 6,649
154	A_6790199-Fees-Miscellaneous	Measuring and Regulating Station Expenses	857	$ 1,560	$ -	$ 1,560	$ -	$ 1,560	$ 1,622
155	A_6790230-Postage Ship Courier	Measuring and Regulating Station Expenses	857	$ 819	$ -	$ 819	$ -	$ 819	$ 851
156	A_6790320-Fleet Allocation	Measuring and Regulating Station Expenses	857	$ 1,535	$ -	$ 1,535	$ -	$ 1,535	$ 1,595
157	A_6790321-Stores Allocation	Measuring and Regulating Station Expenses	857	$ 5,870	$ -	$ 5,870	$ -	$ 5,870	$ 6,101
158	A_6790322-Small Tools Alloc	Measuring and Regulating Station Expenses	857	$ 2,904	$ -	$ 2,904	$ -	$ 2,904	$ 3,018
159	A_A6010000-1001/A6010000	Measuring and Regulating Station Expenses	857	$ 2	$ 0	$ 2	$ (2)	$ -	$ -
160	A_6300100-Cost of Natural Gas	Transmission and Compression of Gas by Others	858	$ (31,806,696)	$ 31,806,696	$ -	$ -	$ -	$ -
161	A_6010110-Labor Exempt ST	Other Expenses	859	$ 147,452	$ 19,891	$ 167,343	$ (167,343)	$ -	$ -
162	A_6010130-Labor Exempt NonProd	Other Expenses	859	$ 21,673	$ 1,192	$ 22,864	$ (22,864)	$ -	$ -
163	A_6010210-Labor NonExm ST	Other Expenses	859	$ 12,704	$ 1,714	$ 14,418	$ (14,418)	$ -	$ -
164	A_6010230-Labor NonExm NonProd	Other Expenses	859	$ 5,633	$ 310	$ 5,943	$ (5,943)	$ -	$ -
165	A_6030010-EE ProfDue Subs Fees	Other Expenses	859	$ 12,370	$ -	$ 12,370	$ -	$ 12,370	$ 12,857
166	A_6030040-EE Meals 50% Deduct	Other Expenses	859	$ 1,965	$ -	$ 1,965	$ -	$ 1,965	$ 2,042
167	A_6030060-EE Shoes Uniforms	Other Expenses	859	$ 709	$ -	$ 709	$ -	$ 709	$ 737
168	A_6030070-EE Training	Other Expenses	859	$ 1,704	$ -	$ 1,704	$ -	$ 1,704	$ 1,771
169	A_6030080-EE Travel Lodging	Other Expenses	859	$ 4,272	$ -	$ 4,272	$ -	$ 4,272	$ 4,440
170	A_6030091-EE Apprec and Gifts	Other Expenses	859	$ 1	$ -	$ 1	$ -	$ 1	$ 1
171	A_6030800-EE Miscellaneous	Other Expenses	859	$ 2,666	$ -	$ 2,666	$ -	$ 2,666	$ 2,771
172	A_6100070-Consultants-Mgmt	Other Expenses	859	$ 93	$ -	$ 93	$ -	$ 93	$ 97
173	A_6100080-Consultants-Other	Other Expenses	859	$ 20,186	$ -	$ 20,186	$ -	$ 20,186	$ 20,980
174	A_6400020-M&S Gen Office	Other Expenses	859	$ 141	$ -	$ 141	$ -	$ 141	$ 146
175	A_6500010-Transport-Vehicle	Other Expenses	859	$ 2	$ -	$ 2	$ -	$ 2	$ 2
176	A_6790199-Fees-Miscellaneous	Other Expenses	859	$ 123	$ -	$ 123	$ -	$ 123	$ 127
177	A_6790210-Permitting	Other Expenses	859	$ 21,062	$ -	$ 21,062	$ -	$ 21,062	$ 21,890
178	A_6790320-Fleet Allocation	Other Expenses	859	$ 17,125	$ -	$ 17,125	$ -	$ 17,125	$ 17,798
179	A_6790800-Other Oper-Misc	Other Expenses	859	$ 3,347	$ -	$ 3,347	$ -	$ 3,347	$ 3,478
180	A_A6010000-1001/A6010000	Other Expenses	859	$ 2,871	$ 158	$ 3,028	$ (3,028)	$ -	$ -
181	A_6100100-Contractor Services	Other Expenses	859	$ 11	$ -	$ 11	$ -	$ 11	$ 11
182	A_6400080-M&S Vehicle Fuel	Other Expenses	859	$ 158	$ -	$ 158	$ -	$ 158	$ 164
183	A_6400100-M&S OS Purchases	Other Expenses	859	$ 810	$ -	$ 810	$ -	$ 810	$ 841
184	A_6730030-Utilities-Telecom	Other Expenses	859	$ 10	$ -	$ 10	$ -	$ 10	$ 10
185	A_6790230-Postage Ship Courier	Other Expenses	859	$ 92	$ -	$ 92	$ -	$ 92	$ 95
186	A_6790321-Stores Allocation	Other Expenses	859	$ 92	$ -	$ 92	$ -	$ 92	$ 96
187	A_6790322-Small Tools Alloc	Other Expenses	859	$ 33	$ -	$ 33	$ -	$ 33	$ 34
188	**Total Transmission Operation Expenses**			**$ (26,042,708)**	**$ 30,502,725**	**$ 4,460,017**	**$ (3,810,431)**	**$ 649,587**	**$ 675,129**
189									
190	**Transmission Expenses - Maintenance:**								
191	A_6790326-Facilities Alloc	Rents	860	$ 221,336	$ -	$ 221,336	$ -	$ 221,336	$ 230,040
192	A_6010110-Labor Exempt ST	Maintenance of Mains	863	$ 13,618	$ 1,837	$ 15,455	$ (15,455)	$ -	$ -
193	A_6010130-Labor Exempt NonProd	Maintenance of Mains	863	$ 3,124	$ 172	$ 3,296	$ (3,296)	$ -	$ -
194	A_6010210-Labor NonExm ST	Maintenance of Mains	863	$ 82,034	$ 11,066	$ 93,100	$ (93,100)	$ -	$ -
195	A_6010220-Labor NonExm OT	Maintenance of Mains	863	$ 22,758	$ (3,633)	$ 19,124	$ (19,124)	$ -	$ -
196	A_6010230-Labor NonExm NonProd	Maintenance of Mains	863	$ 13,927	$ 766	$ 14,693	$ (14,693)	$ -	$ -
197	A_6010910-Labor OffCycle Bonus	Maintenance of Mains	863	$ 30	$ 2	$ 31	$ (31)	$ -	$ -
198	A_6030010-EE ProfDue Subs Fees	Maintenance of Mains	863	$ 0	$ -	$ 0	$ -	$ 0	$ 0
199	A_6030040-EE Meals 50% Deduct	Maintenance of Mains	863	$ 441	$ -	$ 441	$ -	$ 441	$ 458

NMGC Exhibit ECB-5
Page 288 of 596

NEW MEXICO GAS COMPANY, INC.

Operations and Maintenance Summary
Base Period - 12 Months Ending March 31, 2023
Future Test Year - 12 Months Ending September 30, 2025

	A	B	C	V	W	X	Y	Z	AA
3	Description	Account Name	FERC Acct	Total Linkage 1 Period Separately Forecasted Items	4/30/2023	5/31/2023	6/30/2023	7/31/2023	8/31/2023
151	A_6400510-M&S Small Tools	Measuring and Regulating Station Expenses	857	$ -	$ 72	$ 72	$ 72	$ 72	$ 72
152	A_6401000-M&S Inven Issue	Measuring and Regulating Station Expenses	857	$ -	$ 3,394	$ 3,394	$ 3,394	$ 3,394	$ 3,394
153	A_6720020-LTLease-NonOffEquip	Measuring and Regulating Station Expenses	857	$ -	$ 554	$ 554	$ 554	$ 554	$ 554
154	A_6790199-Fees-Miscellaneous	Measuring and Regulating Station Expenses	857	$ -	$ 135	$ 135	$ 135	$ 135	$ 135
155	A_6790230-Postage Ship Courier	Measuring and Regulating Station Expenses	857	$ -	$ 71	$ 71	$ 71	$ 71	$ 71
156	A_6790320-Fleet Allocation	Measuring and Regulating Station Expenses	857	$ -	$ 133	$ 133	$ 133	$ 133	$ 133
157	A_6790321-Stores Allocation	Measuring and Regulating Station Expenses	857	$ -	$ 508	$ 508	$ 508	$ 508	$ 508
158	A_6790322-Small Tools Alloc	Measuring and Regulating Station Expenses	857	$ -	$ 252	$ 252	$ 252	$ 252	$ 252
159	A_A6010000-1001/A6010000	Measuring and Regulating Station Expenses	857	$ 2	$ 0	$ 0	$ 0	$ 0	$ 0
160	A_6300100-Cost of Natural Gas	Transmission and Compression of Gas by Others	858	$ -	$ -	$ -	$ -	$ -	$ -
161	A_6010110-Labor Exempt ST	Other Expenses	859	$ 170,271	$ 14,189	$ 14,189	$ 14,189	$ 14,189	$ 14,189
162	A_6010130-Labor Exempt NonProd	Other Expenses	859	$ 23,264	$ 1,939	$ 1,939	$ 1,939	$ 1,939	$ 1,939
163	A_6010210-Labor NonExm ST	Other Expenses	859	$ 14,670	$ 1,222	$ 1,222	$ 1,222	$ 1,222	$ 1,222
164	A_6010230-Labor NonExm NonProd	Other Expenses	859	$ 6,047	$ 504	$ 504	$ 504	$ 504	$ 504
165	A_6030010-EE ProfDue Subs Fees	Other Expenses	859	$ -	$ 1,071	$ 1,071	$ 1,071	$ 1,071	$ 1,071
166	A_6030040-EE Meals 50% Deduct	Other Expenses	859	$ -	$ 170	$ 170	$ 170	$ 170	$ 170
167	A_6030060-EE Shoes Uniforms	Other Expenses	859	$ -	$ 61	$ 61	$ 61	$ 61	$ 61
168	A_6030070-EE Training	Other Expenses	859	$ -	$ 148	$ 148	$ 148	$ 148	$ 148
169	A_6030080-EE Travel Lodging	Other Expenses	859	$ -	$ 370	$ 370	$ 370	$ 370	$ 370
170	A_6030091-EE Apprec and Gifts	Other Expenses	859	$ -	$ 0	$ 0	$ 0	$ 0	$ 0
171	A_6030800-EE Miscellaneous	Other Expenses	859	$ -	$ 231	$ 231	$ 231	$ 231	$ 231
172	A_6100070-Consultants-Mgmt	Other Expenses	859	$ -	$ 8	$ 8	$ 8	$ 8	$ 8
173	A_6100080-Consultants-Other	Other Expenses	859	$ -	$ 1,748	$ 1,748	$ 1,748	$ 1,748	$ 1,748
174	A_6400020-M&S Gen Office	Other Expenses	859	$ -	$ 12	$ 12	$ 12	$ 12	$ 12
175	A_6500010-Transport-Vehicle	Other Expenses	859	$ -	$ 0	$ 0	$ 0	$ 0	$ 0
176	A_6790199-Fees-Miscellaneous	Other Expenses	859	$ -	$ 11	$ 11	$ 11	$ 11	$ 11
177	A_6790210-Permitting	Other Expenses	859	$ -	$ 1,824	$ 1,824	$ 1,824	$ 1,824	$ 1,824
178	A_6790320-Fleet Allocation	Other Expenses	859	$ -	$ 1,483	$ 1,483	$ 1,483	$ 1,483	$ 1,483
179	A_6790800-Other Oper-Misc	Other Expenses	859	$ -	$ 290	$ 290	$ 290	$ 290	$ 290
180	A_A6010000-1001/A6010000	Other Expenses	859	$ 3,081	$ 257	$ 257	$ 257	$ 257	$ 257
181	A_6100100-Contractor Services	Other Expenses	859	$ -	$ 1	$ 1	$ 1	$ 1	$ 1
182	A_6400080-M&S Vehicle Fuel	Other Expenses	859	$ -	$ 14	$ 14	$ 14	$ 14	$ 14
183	A_6400100-M&S OS Purchases	Other Expenses	859	$ -	$ 70	$ 70	$ 70	$ 70	$ 70
184	A_6730030-Utilities-Telecom	Other Expenses	859	$ -	$ 1	$ 1	$ 1	$ 1	$ 1
185	A_6790230-Postage Ship Courier	Other Expenses	859	$ -	$ 8	$ 8	$ 8	$ 8	$ 8
186	A_6790321-Stores Allocation	Other Expenses	859	$ -	$ 8	$ 8	$ 8	$ 8	$ 8
187	A_6790322-Small Tools Alloc	Other Expenses	859	$ -	$ 3	$ 3	$ 3	$ 3	$ 3
188	**Total Transmission Operation Expenses**			**$ 4,863,191**	**$ 461,527**	**$ 461,527**	**$ 461,527**	**$ 461,527**	**$ 461,527**
189									
190	**Transmission Expenses - Maintenance:**								
191	A_6790326-Facilities Alloc	Rents	860	$ -	$ 19,170	$ 19,170	$ 19,170	$ 19,170	$ 19,170
192	A_6010110-Labor Exempt ST	Maintenance of Mains	863	$ 15,726	$ 1,310	$ 1,310	$ 1,310	$ 1,310	$ 1,310
193	A_6010130-Labor Exempt NonProd	Maintenance of Mains	863	$ 3,354	$ 279	$ 279	$ 279	$ 279	$ 279
194	A_6010210-Labor NonExm ST	Maintenance of Mains	863	$ 94,729	$ 7,894	$ 7,894	$ 7,894	$ 7,894	$ 7,894
195	A_6010220-Labor NonExm OT	Maintenance of Mains	863	$ 19,459	$ 1,622	$ 1,622	$ 1,622	$ 1,622	$ 1,622
196	A_6010230-Labor NonExm NonProd	Maintenance of Mains	863	$ 14,950	$ 1,246	$ 1,246	$ 1,246	$ 1,246	$ 1,246
197	A_6010910-Labor OffCycle Bonus	Maintenance of Mains	863	$ 32	$ 3	$ 3	$ 3	$ 3	$ 3
198	A_6030010-EE ProfDue Subs Fees	Maintenance of Mains	863	$ -	$ 0	$ 0	$ 0	$ 0	$ 0
199	A_6030040-EE Meals 50% Deduct	Maintenance of Mains	863	$ -	$ 38	$ 38	$ 38	$ 38	$ 38

NMGC Exhibit ECB-5
Page 289 of 596

NEW MEXICO GAS COMPANY, INC.

Operations and Maintenance Summary
Base Period - 12 Months Ending March 31, 2023
Future Test Year - 12 Months Ending September 30, 2025

	A	B	C	AB	AC	AD	AE	AF	AG
3	Description	Account Name	FERC Acct	9/30/2023	10/31/2023	11/30/2023	12/31/2023	1/31/2024	2/29/2024
151	A_6400510-M&S Small Tools	Measuring and Regulating Station Expenses	857	$ 72	$ 72	$ 72	$ 72	$ 72	$ 72
152	A_6401000-M&S Inven Issue	Measuring and Regulating Station Expenses	857	$ 3,394	$ 3,394	$ 3,394	$ 3,394	$ 3,394	$ 3,394
153	A_6720020-LTLease-NonOffEquip	Measuring and Regulating Station Expenses	857	$ 554	$ 554	$ 554	$ 554	$ 554	$ 554
154	A_6790199-Fees-Miscellaneous	Measuring and Regulating Station Expenses	857	$ 135	$ 135	$ 135	$ 135	$ 135	$ 135
155	A_6790230-Postage Ship Courier	Measuring and Regulating Station Expenses	857	$ 71	$ 71	$ 71	$ 71	$ 71	$ 71
156	A_6790320-Fleet Allocation	Measuring and Regulating Station Expenses	857	$ 133	$ 133	$ 133	$ 133	$ 133	$ 133
157	A_6790321-Stores Allocation	Measuring and Regulating Station Expenses	857	$ 508	$ 508	$ 508	$ 508	$ 508	$ 508
158	A_6790322-Small Tools Alloc	Measuring and Regulating Station Expenses	857	$ 252	$ 252	$ 252	$ 252	$ 252	$ 252
159	A_A6010000-1001/A6010000	Measuring and Regulating Station Expenses	857	$ 0	$ 0	$ 0	$ 0	$ 0	$ 0
160	A_6300100-Cost of Natural Gas	Transmission and Compression of Gas by Others	858	$ -	$ -	$ -	$ -	$ -	$ -
161	A_6010110-Labor Exempt ST	Other Expenses	859	$ 14,189	$ 14,189	$ 14,189	$ 14,189	$ 14,189	$ 14,189
162	A_6010130-Labor Exempt NonProd	Other Expenses	859	$ 1,939	$ 1,939	$ 1,939	$ 1,939	$ 1,939	$ 1,939
163	A_6010210-Labor NonExm ST	Other Expenses	859	$ 1,222	$ 1,222	$ 1,222	$ 1,222	$ 1,222	$ 1,222
164	A_6010230-Labor NonExm NonProd	Other Expenses	859	$ 504	$ 504	$ 504	$ 504	$ 504	$ 504
165	A_6030010-EE ProfDue Subs Fees	Other Expenses	859	$ 1,071	$ 1,071	$ 1,071	$ 1,071	$ 1,071	$ 1,071
166	A_6030040-EE Meals 50% Deduct	Other Expenses	859	$ 170	$ 170	$ 170	$ 170	$ 170	$ 170
167	A_6030060-EE Shoes Uniforms	Other Expenses	859	$ 61	$ 61	$ 61	$ 61	$ 61	$ 61
168	A_6030070-EE Training	Other Expenses	859	$ 148	$ 148	$ 148	$ 148	$ 148	$ 148
169	A_6030080-EE Travel Lodging	Other Expenses	859	$ 370	$ 370	$ 370	$ 370	$ 370	$ 370
170	A_6030091-EE Apprec and Gifts	Other Expenses	859	$ 0	$ 0	$ 0	$ 0	$ 0	$ 0
171	A_6030800-EE Miscellaneous	Other Expenses	859	$ 231	$ 231	$ 231	$ 231	$ 231	$ 231
172	A_6100070-Consultants-Mgmt	Other Expenses	859	$ 8	$ 8	$ 8	$ 8	$ 8	$ 8
173	A_6100080-Consultants-Other	Other Expenses	859	$ 1,748	$ 1,748	$ 1,748	$ 1,748	$ 1,748	$ 1,748
174	A_6400020-M&S Gen Office	Other Expenses	859	$ 12	$ 12	$ 12	$ 12	$ 12	$ 12
175	A_6500010-Transport-Vehicle	Other Expenses	859	$ 0	$ 0	$ 0	$ 0	$ 0	$ 0
176	A_6790199-Fees-Miscellaneous	Other Expenses	859	$ 11	$ 11	$ 11	$ 11	$ 11	$ 11
177	A_6790210-Permitting	Other Expenses	859	$ 1,824	$ 1,824	$ 1,824	$ 1,824	$ 1,824	$ 1,824
178	A_6790320-Fleet Allocation	Other Expenses	859	$ 1,483	$ 1,483	$ 1,483	$ 1,483	$ 1,483	$ 1,483
179	A_6790800-Other Oper-Misc	Other Expenses	859	$ 290	$ 290	$ 290	$ 290	$ 290	$ 290
180	A_A6010000-1001/A6010000	Other Expenses	859	$ 257	$ 257	$ 257	$ 257	$ 257	$ 257
181	A_6100100-Contractor Services	Other Expenses	859	$ 1	$ 1	$ 1	$ 1	$ 1	$ 1
182	A_6400080-M&S Vehicle Fuel	Other Expenses	859	$ 14	$ 14	$ 14	$ 14	$ 14	$ 14
183	A_6400100-M&S OS Purchases	Other Expenses	859	$ 70	$ 70	$ 70	$ 70	$ 70	$ 70
184	A_6730030-Utilities-Telecom	Other Expenses	859	$ 1	$ 1	$ 1	$ 1	$ 1	$ 1
185	A_6790230-Postage Ship Courier	Other Expenses	859	$ 8	$ 8	$ 8	$ 8	$ 8	$ 8
186	A_6790321-Stores Allocation	Other Expenses	859	$ 8	$ 8	$ 8	$ 8	$ 8	$ 8
187	A_6790322-Small Tools Alloc	Other Expenses	859	$ 3	$ 3	$ 3	$ 3	$ 3	$ 3
188	**Total Transmission Operation Expenses**			**$ 461,527**	**$ 461,527**	**$ 461,527**	**$ 461,527**	**$ 461,527**	**$ 461,527**
189									
190	**Transmission Expenses - Maintenance:**								
191	A_6790326-Facilities Alloc	Rents	860	$ 19,170	$ 19,170	$ 19,170	$ 19,170	$ 19,170	$ 19,170
192	A_6010110-Labor Exempt ST	Maintenance of Mains	863	$ 1,310	$ 1,310	$ 1,310	$ 1,310	$ 1,310	$ 1,310
193	A_6010130-Labor Exempt NonProd	Maintenance of Mains	863	$ 279	$ 279	$ 279	$ 279	$ 279	$ 279
194	A_6010210-Labor NonExm ST	Maintenance of Mains	863	$ 7,894	$ 7,894	$ 7,894	$ 7,894	$ 7,894	$ 7,894
195	A_6010220-Labor NonExm OT	Maintenance of Mains	863	$ 1,622	$ 1,622	$ 1,622	$ 1,622	$ 1,622	$ 1,622
196	A_6010230-Labor NonExm NonProd	Maintenance of Mains	863	$ 1,246	$ 1,246	$ 1,246	$ 1,246	$ 1,246	$ 1,246
197	A_6010910-Labor OffCycle Bonus	Maintenance of Mains	863	$ 3	$ 3	$ 3	$ 3	$ 3	$ 3
198	A_6030010-EE ProfDue Subs Fees	Maintenance of Mains	863	$ 0	$ 0	$ 0	$ 0	$ 0	$ 0
199	A_6030040-EE Meals 50% Deduct	Maintenance of Mains	863	$ 38	$ 38	$ 38	$ 38	$ 38	$ 38

NMGC Exhibit ECB-5
Page 290 of 596

NEW MEXICO GAS COMPANY, INC.

Operations and Maintenance Summary
Base Period - 12 Months Ending March 31, 2023
Future Test Year - 12 Months Ending September 30, 2025

	A	B	C	AH	AI	AJ	AK	AL	AM
3	Description	Account Name	FERC Acct	3/31/2024	Linkage 1 Ending 3/31/2024	Escalated Linkage 2 - Results of Pure Escalation of 1.62%	Total Linkage 2 Period Separately Forecasted Items	4/1/2024	5/1/2024
151	A_6400510-M&S Small Tools	Measuring and Regulating Station Expenses	857	$ 72	$ 860	$ 874	$ -	$ 74	$ 74
152	A_6401000-M&S Inven Issue	Measuring and Regulating Station Expenses	857	$ 3,394	$ 40,732	$ 41,393	$ -	$ 3,504	$ 3,504
153	A_6720020-LTLease-NonOffEquip	Measuring and Regulating Station Expenses	857	$ 554	$ 6,649	$ 6,757	$ -	$ 572	$ 572
154	A_6790199-Fees-Miscellaneous	Measuring and Regulating Station Expenses	857	$ 135	$ 1,622	$ 1,648	$ -	$ 140	$ 140
155	A_6790230-Postage Ship Courier	Measuring and Regulating Station Expenses	857	$ 71	$ 851	$ 865	$ -	$ 73	$ 73
156	A_6790320-Fleet Allocation	Measuring and Regulating Station Expenses	857	$ 133	$ 1,595	$ 1,621	$ -	$ 137	$ 137
157	A_6790321-Stores Allocation	Measuring and Regulating Station Expenses	857	$ 508	$ 6,101	$ 6,200	$ -	$ 525	$ 525
158	A_6790322-Small Tools Alloc	Measuring and Regulating Station Expenses	857	$ 252	$ 3,018	$ 3,067	$ -	$ 260	$ 260
159	A_A6010000-1001/A6010000	Measuring and Regulating Station Expenses	857	$ 0	$ 2	$ -	$ 2	$ 0	$ 0
160	A_6300100-Cost of Natural Gas	Transmission and Compression of Gas by Others	858	$ -	$ -	$ -	$ -	$ -	$ -
161	A_6010110-Labor Exempt ST	Other Expenses	859	$ 14,189	$ 170,271	$ -	$ 173,200	$ 14,677	$ 14,677
162	A_6010130-Labor Exempt NonProd	Other Expenses	859	$ 1,939	$ 23,264	$ -	$ 23,664	$ 2,005	$ 2,005
163	A_6010210-Labor NonExm ST	Other Expenses	859	$ 1,222	$ 14,670	$ -	$ 14,922	$ 1,265	$ 1,265
164	A_6010230-Labor NonExm NonProd	Other Expenses	859	$ 504	$ 6,047	$ -	$ 6,151	$ 521	$ 521
165	A_6030010-EE ProfDue Subs Fees	Other Expenses	859	$ 1,071	$ 12,857	$ 13,065	$ -	$ 1,106	$ 1,106
166	A_6030040-EE Meals 50% Deduct	Other Expenses	859	$ 170	$ 2,042	$ 2,075	$ -	$ 176	$ 176
167	A_6030060-EE Shoes Uniforms	Other Expenses	859	$ 61	$ 737	$ 749	$ -	$ 63	$ 63
168	A_6030070-EE Training	Other Expenses	859	$ 148	$ 1,771	$ 1,800	$ -	$ 152	$ 152
169	A_6030080-EE Travel Lodging	Other Expenses	859	$ 370	$ 4,440	$ 4,512	$ -	$ 382	$ 382
170	A_6030091-EE Apprec and Gifts	Other Expenses	859	$ 0	$ 1	$ 1	$ -	$ 0	$ 0
171	A_6030800-EE Miscellaneous	Other Expenses	859	$ 231	$ 2,771	$ 2,816	$ -	$ 238	$ 238
172	A_6100070-Consultants-Mgmt	Other Expenses	859	$ 8	$ 97	$ 99	$ -	$ 8	$ 8
173	A_6100080-Consultants-Other	Other Expenses	859	$ 1,748	$ 20,980	$ 21,320	$ -	$ 1,805	$ 1,805
174	A_6400020-M&S Gen Office	Other Expenses	859	$ 12	$ 146	$ 148	$ -	$ 13	$ 13
175	A_6500010-Transport-Vehicle	Other Expenses	859	$ 0	$ 2	$ 2	$ -	$ 0	$ 0
176	A_6790199-Fees-Miscellaneous	Other Expenses	859	$ 11	$ 127	$ 129	$ -	$ 11	$ 11
177	A_6790210-Permitting	Other Expenses	859	$ 1,824	$ 21,890	$ 22,246	$ -	$ 1,883	$ 1,883
178	A_6790320-Fleet Allocation	Other Expenses	859	$ 1,483	$ 17,798	$ 18,087	$ -	$ 1,531	$ 1,531
179	A_6790800-Other Oper-Misc	Other Expenses	859	$ 290	$ 3,478	$ 3,535	$ -	$ 299	$ 299
180	A_A6010000-1001/A6010000	Other Expenses	859	$ 257	$ 3,081	$ -	$ 3,134	$ 266	$ 266
181	A_6100100-Contractor Services	Other Expenses	859	$ 1	$ 11	$ 11	$ -	$ 1	$ 1
182	A_6400080-M&S Vehicle Fuel	Other Expenses	859	$ 14	$ 164	$ 167	$ -	$ 14	$ 14
183	A_6400100-M&S OS Purchases	Other Expenses	859	$ 70	$ 841	$ 855	$ -	$ 72	$ 72
184	A_6730030-Utilities-Telecom	Other Expenses	859	$ 1	$ 10	$ 10	$ -	$ 1	$ 1
185	A_6790230-Postage Ship Courier	Other Expenses	859	$ 8	$ 95	$ 97	$ -	$ 8	$ 8
186	A_6790321-Stores Allocation	Other Expenses	859	$ 8	$ 96	$ 98	$ -	$ 8	$ 8
187	A_6790322-Small Tools Alloc	Other Expenses	859	$ 3	$ 34	$ 34	$ -	$ 3	$ 3
188	**Total Transmission Operation Expenses**			**$ 461,527**	**$ 5,538,320**	**$ 686,087**	**$ 4,545,520**	**$ 410,408**	**$ 410,408**
189									
190	**Transmission Expenses - Maintenance:**								
191	A_6790326-Facilities Alloc	Rents	860	$ 19,170	$ 230,040	$ 233,773	$ -	$ 19,792	$ 19,792
192	A_6010110-Labor Exempt ST	Maintenance of Mains	863	$ 1,310	$ 15,726	$ -	$ 15,996	$ 1,356	$ 1,356
193	A_6010130-Labor Exempt NonProd	Maintenance of Mains	863	$ 279	$ 3,354	$ -	$ 3,412	$ 289	$ 289
194	A_6010210-Labor NonExm ST	Maintenance of Mains	863	$ 7,894	$ 94,729	$ -	$ 96,359	$ 8,166	$ 8,166
195	A_6010220-Labor NonExm OT	Maintenance of Mains	863	$ 1,622	$ 19,459	$ -	$ 19,794	$ 1,677	$ 1,677
196	A_6010230-Labor NonExm NonProd	Maintenance of Mains	863	$ 1,246	$ 14,950	$ -	$ 15,207	$ 1,289	$ 1,289
197	A_6010910-Labor OffCycle Bonus	Maintenance of Mains	863	$ 3	$ 32	$ -	$ 33	$ 3	$ 3
198	A_6030010-EE ProfDue Subs Fees	Maintenance of Mains	863	$ 0	$ 0	$ 0	$ -	$ 0	$ 0
199	A_6030040-EE Meals 50% Deduct	Maintenance of Mains	863	$ 38	$ 458	$ 466	$ -	$ 39	$ 39

NMGC Exhibit ECB-5
Page 291 of 596

NEW MEXICO GAS COMPANY, INC.

Operations and Maintenance Summary
Base Period - 12 Months Ending March 31, 2023
Future Test Year - 12 Months Ending September 30, 2025

	A	B	C	AN	AO	AP	AQ	AR
3	Description	Account Name	FERC Acct	6/1/2024	7/1/2024	8/1/2024	9/1/2024	Linkage 2 Ending 9/30/2024
151	A_6400510-M&S Small Tools	Measuring and Regulating Station Expenses	857	$ 74	$ 74	$ 74	$ 74	$ 874
152	A_6401000-M&S Inven Issue	Measuring and Regulating Station Expenses	857	$ 3,504	$ 3,504	$ 3,504	$ 3,504	$ 41,393
153	A_6720020-LTLease-NonOffEquip	Measuring and Regulating Station Expenses	857	$ 572	$ 572	$ 572	$ 572	$ 6,757
154	A_6790199-Fees-Miscellaneous	Measuring and Regulating Station Expenses	857	$ 140	$ 140	$ 140	$ 140	$ 1,648
155	A_6790230-Postage Ship Courier	Measuring and Regulating Station Expenses	857	$ 73	$ 73	$ 73	$ 73	$ 865
156	A_6790320-Fleet Allocation	Measuring and Regulating Station Expenses	857	$ 137	$ 137	$ 137	$ 137	$ 1,621
157	A_6790321-Stores Allocation	Measuring and Regulating Station Expenses	857	$ 525	$ 525	$ 525	$ 525	$ 6,200
158	A_6790322-Small Tools Alloc	Measuring and Regulating Station Expenses	857	$ 260	$ 260	$ 260	$ 260	$ 3,067
159	A_A6010000-1001/A6010000	Measuring and Regulating Station Expenses	857	$ 0	$ 0	$ 0	$ 0	$ 2
160	A_6300100-Cost of Natural Gas	Transmission and Compression of Gas by Others	858	$ -	$ -	$ -	$ -	$ -
161	A_6010110-Labor Exempt ST	Other Expenses	859	$ 14,677	$ 14,677	$ 14,677	$ 14,677	$ 173,200
162	A_6010130-Labor Exempt NonProd	Other Expenses	859	$ 2,005	$ 2,005	$ 2,005	$ 2,005	$ 23,664
163	A_6010210-Labor NonExm ST	Other Expenses	859	$ 1,265	$ 1,265	$ 1,265	$ 1,265	$ 14,922
164	A_6010230-Labor NonExm NonProd	Other Expenses	859	$ 521	$ 521	$ 521	$ 521	$ 6,151
165	A_6030010-EE ProfDue Subs Fees	Other Expenses	859	$ 1,106	$ 1,106	$ 1,106	$ 1,106	$ 13,065
166	A_6030040-EE Meals 50% Deduct	Other Expenses	859	$ 176	$ 176	$ 176	$ 176	$ 2,075
167	A_6030060-EE Shoes Uniforms	Other Expenses	859	$ 63	$ 63	$ 63	$ 63	$ 749
168	A_6030070-EE Training	Other Expenses	859	$ 152	$ 152	$ 152	$ 152	$ 1,800
169	A_6030080-EE Travel Lodging	Other Expenses	859	$ 382	$ 382	$ 382	$ 382	$ 4,512
170	A_6030091-EE Apprec and Gifts	Other Expenses	859	$ 0	$ 0	$ 0	$ 0	$ 1
171	A_6030800-EE Miscellaneous	Other Expenses	859	$ 238	$ 238	$ 238	$ 238	$ 2,816
172	A_6100070-Consultants-Mgmt	Other Expenses	859	$ 8	$ 8	$ 8	$ 8	$ 99
173	A_6100080-Consultants-Other	Other Expenses	859	$ 1,805	$ 1,805	$ 1,805	$ 1,805	$ 21,320
174	A_6400020-M&S Gen Office	Other Expenses	859	$ 13	$ 13	$ 13	$ 13	$ 148
175	A_6500010-Transport-Vehicle	Other Expenses	859	$ 0	$ 0	$ 0	$ 0	$ 2
176	A_6790199-Fees-Miscellaneous	Other Expenses	859	$ 11	$ 11	$ 11	$ 11	$ 129
177	A_6790210-Permitting	Other Expenses	859	$ 1,883	$ 1,883	$ 1,883	$ 1,883	$ 22,246
178	A_6790320-Fleet Allocation	Other Expenses	859	$ 1,531	$ 1,531	$ 1,531	$ 1,531	$ 18,087
179	A_6790800-Other Oper-Misc	Other Expenses	859	$ 299	$ 299	$ 299	$ 299	$ 3,535
180	A_A6010000-1001/A6010000	Other Expenses	859	$ 266	$ 266	$ 266	$ 266	$ 3,134
181	A_6100100-Contractor Services	Other Expenses	859	$ 1	$ 1	$ 1	$ 1	$ 11
182	A_6400080-M&S Vehicle Fuel	Other Expenses	859	$ 14	$ 14	$ 14	$ 14	$ 167
183	A_6400100-M&S OS Purchases	Other Expenses	859	$ 72	$ 72	$ 72	$ 72	$ 855
184	A_6730030-Utilities-Telecom	Other Expenses	859	$ 1	$ 1	$ 1	$ 1	$ 10
185	A_6790230-Postage Ship Courier	Other Expenses	859	$ 8	$ 8	$ 8	$ 8	$ 97
186	A_6790321-Stores Allocation	Other Expenses	859	$ 8	$ 8	$ 8	$ 8	$ 98
187	A_6790322-Small Tools Alloc	Other Expenses	859	$ 3	$ 3	$ 3	$ 3	$ 34
188	**Total Transmission Operation Expenses**			**$ 410,408**	**$ 410,408**	**$ 410,408**	**$ 410,408**	**$ 5,231,607**
189								
190	**Transmission Expenses - Maintenance:**							
191	A_6790326-Facilities Alloc	Rents	860	$ 19,792	$ 19,792	$ 19,792	$ 19,792	$ 233,773
192	A_6010110-Labor Exempt ST	Maintenance of Mains	863	$ 1,356	$ 1,356	$ 1,356	$ 1,356	$ 15,996
193	A_6010130-Labor Exempt NonProd	Maintenance of Mains	863	$ 289	$ 289	$ 289	$ 289	$ 3,412
194	A_6010210-Labor NonExm ST	Maintenance of Mains	863	$ 8,166	$ 8,166	$ 8,166	$ 8,166	$ 96,359
195	A_6010220-Labor NonExm OT	Maintenance of Mains	863	$ 1,677	$ 1,677	$ 1,677	$ 1,677	$ 19,794
196	A_6010230-Labor NonExm NonProd	Maintenance of Mains	863	$ 1,289	$ 1,289	$ 1,289	$ 1,289	$ 15,207
197	A_6010910-Labor OffCycle Bonus	Maintenance of Mains	863	$ 3	$ 3	$ 3	$ 3	$ 33
198	A_6030010-EE ProfDue Subs Fees	Maintenance of Mains	863	$ 0	$ 0	$ 0	$ 0	$ 0
199	A_6030040-EE Meals 50% Deduct	Maintenance of Mains	863	$ 39	$ 39	$ 39	$ 39	$ 466

NMGC Exhibit ECB-5
Page 292 of 596

NEW MEXICO GAS COMPANY, INC.

Operations and Maintenance Summary
Base Period - 12 Months Ending March 31, 2023
Future Test Year - 12 Months Ending September 30, 2025

	A	B	C	D	E	F	G	H	I
3	Description	Account Name	FERC Acct	4/30/2022	5/31/2022	6/30/2022	7/31/2022	8/31/2022	9/30/2022
200	A_6030060-EE Shoes Uniforms	Maintenance of Mains	863	$ 5	$ 50	$ 4	$ 14	$ 64	$ 20
201	A_6030070-EE Training	Maintenance of Mains	863	$ -	$ 134	$ -	$ -	$ -	$ 4
202	A_6030091-EE Apprec and Gifts	Maintenance of Mains	863	$ -	$ 0	$ -	$ -	$ 0	$ -
203	A_6030800-EE Miscellaneous	Maintenance of Mains	863	$ -	$ 0	$ 0	$ 0	$ (0)	$ -
204	A_6100070-Consultants-Mgmt	Maintenance of Mains	863	$ 0	$ -	$ -	$ -	$ -	$ -
205	A_6100080-Consultants-Other	Maintenance of Mains	863	$ -	$ -	$ -	$ -	$ -	$ -
206	A_6100100-Contractor Services	Maintenance of Mains	863	$ -	$ 1,849	$ 3,376	$ -	$ -	$ 303
207	A_6400100-M&S OS Purchases	Maintenance of Mains	863	$ -	$ 32	$ 59	$ 151	$ 70	$ 5,207
208	A_6400500-M&S Parts	Maintenance of Mains	863	$ -	$ -	$ -	$ -	$ -	$ 145
209	A_6400510-M&S Small Tools	Maintenance of Mains	863	$ -	$ -	$ -	$ -	$ -	$ -
210	A_6401000-M&S Inven Issue	Maintenance of Mains	863	$ -	$ -	$ -	$ -	$ 38	$ 307
211	A_6790320-Fleet Allocation	Maintenance of Mains	863	$ 868	$ 3,529	$ 495	$ 1,589	$ 1,850	$ 2,423
212	A_6790321-Stores Allocation	Maintenance of Mains	863	$ -	$ 6	$ 7	$ 9	$ 9	$ 231
213	A_6790322-Small Tools Alloc	Maintenance of Mains	863	$ -	$ 1	$ 2	$ 3	$ 4	$ 82
214	A_6010000-1001/A6010000	Maintenance of Mains	863	$ 22	$ 4	$ 0	$ -	$ -	$ 0
215	A_6010010-1001/R6010010	Maintenance of Mains	863	$ 4	$ -	$ -	$ -	$ 9	$ -
216	A_6500010-Transport-Vehicle	Maintenance of Mains	863	$ -	$ -	$ -	$ -	$ -	$ 2,605
217	A_6710060-ST Rent-Vehicle	Maintenance of Mains	863	$ -	$ -	$ -	$ -	$ 1,641	$ -
218	A_6010110-Labor Exempt ST	Maintenance of Compressor Station Equipment	864	$ 5,128	$ 6,519	$ 6,575	$ 5,247	$ 7,837	$ 8,282
219	A_6010130-Labor Exempt NonProd	Maintenance of Compressor Station Equipment	864	$ 2,563	$ (781)	$ 1,816	$ 2,978	$ 1,600	$ 650
220	A_6010210-Labor NonExm ST	Maintenance of Compressor Station Equipment	864	$ 21,317	$ 15,905	$ 17,278	$ 19,772	$ 22,541	$ 15,933
221	A_6010220-Labor NonExm OT	Maintenance of Compressor Station Equipment	864	$ 5,613	$ 3,809	$ 1,361	$ 7,364	$ 3,094	$ 689
222	A_6010230-Labor NonExm NonProd	Maintenance of Compressor Station Equipment	864	$ 1,138	$ 854	$ 4,928	$ 3,282	$ 2,961	$ 8,201
223	A_6010910-Labor OffCycle Bonus	Maintenance of Compressor Station Equipment	864	$ -	$ -	$ -	$ 0	$ -	$ -
224	A_6030010-EE ProfDue Subs Fees	Maintenance of Compressor Station Equipment	864	$ -	$ -	$ -	$ -	$ -	$ -
225	A_6030040-EE Meals 50% Deduct	Maintenance of Compressor Station Equipment	864	$ 840	$ 537	$ 234	$ 231	$ 799	$ 597
226	A_6030060-EE Shoes Uniforms	Maintenance of Compressor Station Equipment	864	$ -	$ 0	$ 0	$ 0	$ -	$ -
227	A_6030070-EE Training	Maintenance of Compressor Station Equipment	864	$ -	$ 149	$ 315	$ -	$ -	$ 8
228	A_6030080-EE Travel Lodging	Maintenance of Compressor Station Equipment	864	$ 3,127	$ 1,454	$ 944	$ 928	$ 3,141	$ 1,349
229	A_6030091-EE Apprec and Gifts	Maintenance of Compressor Station Equipment	864	$ -	$ 0	$ -	$ -	$ 1	$ -
230	A_6030800-EE Miscellaneous	Maintenance of Compressor Station Equipment	864	$ -	$ 0	$ 1	$ 0	$ 99	$ -
231	A_6100040-Consultants-Engineer	Maintenance of Compressor Station Equipment	864	$ -	$ -	$ 1,029	$ -	$ -	$ -
232	A_6100070-Consultants-Mgmt	Maintenance of Compressor Station Equipment	864	$ 2	$ -	$ -	$ -	$ -	$ -
233	A_6100080-Consultants-Other	Maintenance of Compressor Station Equipment	864	$ 22,419	$ 2,999	$ 12,878	$ 4,946	$ 8,851	$ 2,677
234	A_6100100-Contractor Services	Maintenance of Compressor Station Equipment	864	$ -	$ -	$ -	$ -	$ -	$ -
235	A_6400020-M&S Gen Office	Maintenance of Compressor Station Equipment	864	$ -	$ 33	$ 63	$ -	$ -	$ -
236	A_6400050-M&S Lubricants	Maintenance of Compressor Station Equipment	864	$ -	$ -	$ -	$ -	$ -	$ 4,923
237	A_6400080-M&S Vehicle Fuel	Maintenance of Compressor Station Equipment	864	$ -	$ 251	$ 22	$ -	$ -	$ -
238	A_6400100-M&S OS Purchases	Maintenance of Compressor Station Equipment	864	$ 4,911	$ 3,515	$ 4,884	$ 2,915	$ 26,421	$ 19,873
239	A_6400510-M&S Small Tools	Maintenance of Compressor Station Equipment	864	$ 66	$ 119	$ -	$ -	$ 133	$ -
240	A_6500010-Transport-Vehicle	Maintenance of Compressor Station Equipment	864	$ 73	$ -	$ 42	$ -	$ 42	$ 242
241	A_6730030-Utilities-Telecom	Maintenance of Compressor Station Equipment	864	$ -	$ -	$ -	$ -	$ -	$ -
242	A_6790230-Postage Ship Courier	Maintenance of Compressor Station Equipment	864	$ 10	$ -	$ -	$ -	$ 53	$ -
243	A_6790320-Fleet Allocation	Maintenance of Compressor Station Equipment	864	$ 4,232	$ 4,098	$ 3,869	$ 4,956	$ 4,892	$ 4,399
244	A_6790321-Stores Allocation	Maintenance of Compressor Station Equipment	864	$ 336	$ 622	$ 558	$ 176	$ 2,106	$ 833
245	A_6790322-Small Tools Alloc	Maintenance of Compressor Station Equipment	864	$ 160	$ 116	$ 197	$ 49	$ 1,064	$ 295
246	A_6010000-1001/A6010000	Maintenance of Compressor Station Equipment	864	$ 0	$ 0	$ -	$ -	$ -	$ 0
247	A_6010010-1001/R6010010	Maintenance of Compressor Station Equipment	864	$ -	$ -	$ -	$ 0	$ -	$ -
248	A_6400010-M&S FurnOffEquip	Maintenance of Compressor Station Equipment	864	$ 58	$ -	$ -	$ -	$ -	$ -

NMGC Exhibit ECB-5
Page 293 of 596

NEW MEXICO GAS COMPANY, INC.

Operations and Maintenance Summary
Base Period - 12 Months Ending March 31, 2023
Future Test Year - 12 Months Ending September 30, 2025

	A	B	C	J	K	L	M	N	O
3	Description	Account Name	FERC Acct	10/31/2022	11/30/2022	12/31/2022	1/31/2023	2/28/2023	3/31/2023
200	A_6030060-EE Shoes Uniforms	Maintenance of Mains	863	$ -	$ 13	$ 8	$ 1,553	$ 23	$ 14
201	A_6030070-EE Training	Maintenance of Mains	863	$ 15	$ 10	$ 9	$ 143	$ (14)	$ -
202	A_6030091-EE Apprec and Gifts	Maintenance of Mains	863	$ -	$ -	$ -	$ -	$ -	$ -
203	A_6030800-EE Miscellaneous	Maintenance of Mains	863	$ 86	$ -	$ -	$ -	$ -	$ -
204	A_6100070-Consultants-Mgmt	Maintenance of Mains	863	$ -	$ 70	$ 13	$ -	$ -	$ -
205	A_6100080-Consultants-Other	Maintenance of Mains	863	$ -	$ -	$ -	$ -	$ 116	$ -
206	A_6100100-Contractor Services	Maintenance of Mains	863	$ 6,295	$ -	$ -	$ -	$ -	$ 1,491
207	A_6400100-M&S OS Purchases	Maintenance of Mains	863	$ 10,562	$ -	$ -	$ -	$ -	$ -
208	A_6400500-M&S Parts	Maintenance of Mains	863	$ 219	$ -	$ -	$ -	$ -	$ -
209	A_6400510-M&S Small Tools	Maintenance of Mains	863	$ 167	$ -	$ -	$ -	$ 90	$ -
210	A_6401000-M&S Inven Issue	Maintenance of Mains	863	$ 1,050	$ -	$ -	$ 300	$ 459	$ 919
211	A_6790320-Fleet Allocation	Maintenance of Mains	863	$ 515	$ 1,957	$ 615	$ 1,876	$ 1,146	$ 813
212	A_6790321-Stores Allocation	Maintenance of Mains	863	$ 879	$ -	$ -	$ 37	$ 19	$ 55
213	A_6790322-Small Tools Alloc	Maintenance of Mains	863	$ 625	$ -	$ -	$ 23	$ 35	$ 19
214	A_6010000-1001/A6010000	Maintenance of Mains	863	$ 4	$ (481)	$ 5	$ 1	$ 27	$ 26
215	A_6010010-1001/R6010010	Maintenance of Mains	863	$ 1	$ (628)	$ -	$ -	$ 0	$ -
216	A_6500010-Transport-Vehicle	Maintenance of Mains	863	$ -	$ -	$ -	$ -	$ -	$ -
217	A_6710060-ST Rent-Vehicle	Maintenance of Mains	863	$ -	$ -	$ -	$ -	$ -	$ -
218	A_6010110-Labor Exempt ST	Maintenance of Compressor Station Equipment	864	$ 4,376	$ 7,848	$ 5,672	$ 5,517	$ 7,536	$ 8,690
219	A_6010130-Labor Exempt NonProd	Maintenance of Compressor Station Equipment	864	$ 2,379	$ 224	$ 2,380	$ 1,689	$ (253)	$ 28
220	A_6010210-Labor NonExm ST	Maintenance of Compressor Station Equipment	864	$ 18,661	$ 19,744	$ 11,622	$ 11,192	$ 14,320	$ 18,679
221	A_6010220-Labor NonExm OT	Maintenance of Compressor Station Equipment	864	$ 9,908	$ (1,261)	$ 4,623	$ 3,901	$ 6,512	$ 14,811
222	A_6010230-Labor NonExm NonProd	Maintenance of Compressor Station Equipment	864	$ (1,307)	$ 3,029	$ 4,638	$ 4,892	$ 3,694	$ 6,412
223	A_6010910-Labor OffCycle Bonus	Maintenance of Compressor Station Equipment	864	$ 0	$ -	$ -	$ 1,087	$ -	$ -
224	A_6030010-EE ProfDue Subs Fees	Maintenance of Compressor Station Equipment	864	$ 3	$ -	$ -	$ -	$ -	$ -
225	A_6030040-EE Meals 50% Deduct	Maintenance of Compressor Station Equipment	864	$ 525	$ 286	$ 527	$ 300	$ 636	$ 1,463
226	A_6030060-EE Shoes Uniforms	Maintenance of Compressor Station Equipment	864	$ -	$ 1	$ 0	$ 2,720	$ 618	$ 3
227	A_6030070-EE Training	Maintenance of Compressor Station Equipment	864	$ 138	$ 15	$ 51	$ 278	$ (55)	$ -
228	A_6030080-EE Travel Lodging	Maintenance of Compressor Station Equipment	864	$ 2,451	$ 1,781	$ 1,736	$ 1,209	$ 3,328	$ 6,467
229	A_6030091-EE Apprec and Gifts	Maintenance of Compressor Station Equipment	864	$ -	$ -	$ -	$ -	$ -	$ -
230	A_6030800-EE Miscellaneous	Maintenance of Compressor Station Equipment	864	$ -	$ -	$ 24	$ 20	$ 63	$ -
231	A_6100040-Consultants-Engineer	Maintenance of Compressor Station Equipment	864	$ -	$ -	$ -	$ -	$ -	$ -
232	A_6100070-Consultants-Mgmt	Maintenance of Compressor Station Equipment	864	$ -	$ 103	$ 79	$ -	$ -	$ -
233	A_6100080-Consultants-Other	Maintenance of Compressor Station Equipment	864	$ 16,172	$ 13,349	$ 39,503	$ 1,486	$ 5,468	$ 3,159
234	A_6100100-Contractor Services	Maintenance of Compressor Station Equipment	864	$ 6,295	$ -	$ -	$ -	$ -	$ (3,522)
235	A_6400020-M&S Gen Office	Maintenance of Compressor Station Equipment	864	$ -	$ -	$ -	$ 18	$ -	$ -
236	A_6400050-M&S Lubricants	Maintenance of Compressor Station Equipment	864	$ -	$ 4,381	$ -	$ 4,546	$ 4,553	$ -
237	A_6400080-M&S Vehicle Fuel	Maintenance of Compressor Station Equipment	864	$ -	$ -	$ -	$ 275	$ 46	$ -
238	A_6400100-M&S OS Purchases	Maintenance of Compressor Station Equipment	864	$ 6,173	$ 3,779	$ 10,226	$ 27,705	$ 13,765	$ 18,239
239	A_6400510-M&S Small Tools	Maintenance of Compressor Station Equipment	864	$ 113	$ -	$ 109	$ 68	$ 1,050	$ 267
240	A_6500010-Transport-Vehicle	Maintenance of Compressor Station Equipment	864	$ 35	$ -	$ 258	$ -	$ -	$ -
241	A_6730030-Utilities-Telecom	Maintenance of Compressor Station Equipment	864	$ -	$ -	$ -	$ -	$ -	$ 241
242	A_6790230-Postage Ship Courier	Maintenance of Compressor Station Equipment	864	$ 214	$ -	$ 11	$ 63	$ 11	$ 120
243	A_6790320-Fleet Allocation	Maintenance of Compressor Station Equipment	864	$ 3,501	$ 3,692	$ 3,076	$ 3,000	$ 3,938	$ 4,510
244	A_6790321-Stores Allocation	Maintenance of Compressor Station Equipment	864	$ 467	$ 76	$ 935	$ 3,378	$ 578	$ 1,095
245	A_6790322-Small Tools Alloc	Maintenance of Compressor Station Equipment	864	$ 332	$ 70	$ 233	$ 2,129	$ 1,036	$ 376
246	A_6010000-1001/A6010000	Maintenance of Compressor Station Equipment	864	$ 0	$ 0	$ 0	$ 0	$ 2	$ 2
247	A_6010010-1001/R6010010	Maintenance of Compressor Station Equipment	864	$ -	$ -	$ -	$ -	$ 1	$ -
248	A_6400010-M&S FurnOffEquip	Maintenance of Compressor Station Equipment	864	$ -	$ -	$ -	$ -	$ -	$ -

NMGC Exhibit ECB-5
Page 294 of 596

NEW MEXICO GAS COMPANY, INC.

Operations and Maintenance Summary
Base Period - 12 Months Ending March 31, 2023
Future Test Year - 12 Months Ending September 30, 2025

	A	B	C	P	Q	R	S	T	U
3	Description	Account Name	FERC Acct	Total Company Unadjusted Base Period Ending 3/31/2023	Base Period Adjustments	Adjusted Base Period	Removal of Separately Forecasted Items (To be added back Later)	Remaining Base Period O&M to be Escalated	Escalated Linkage 1 - Results of Pure Escalation of 3.93%
200	A_6030060-EE Shoes Uniforms	Maintenance of Mains	863	$ 1,767	$ -	$ 1,767	$ -	$ 1,767	$ 1,837
201	A_6030070-EE Training	Maintenance of Mains	863	$ 302	$ -	$ 302	$ -	$ 302	$ 314
202	A_6030091-EE Apprec and Gifts	Maintenance of Mains	863	$ 1	$ -	$ 1	$ -	$ 1	$ 1
203	A_6030800-EE Miscellaneous	Maintenance of Mains	863	$ 86	$ -	$ 86	$ -	$ 86	$ 89
204	A_6100070-Consultants-Mgmt	Maintenance of Mains	863	$ 83	$ -	$ 83	$ -	$ 83	$ 86
205	A_6100080-Consultants-Other	Maintenance of Mains	863	$ 116	$ -	$ 116	$ -	$ 116	$ 121
206	A_6100100-Contractor Services	Maintenance of Mains	863	$ 13,313	$ -	$ 13,313	$ -	$ 13,313	$ 13,836
207	A_6400100-M&S OS Purchases	Maintenance of Mains	863	$ 16,081	$ -	$ 16,081	$ -	$ 16,081	$ 16,713
208	A_6400500-M&S Parts	Maintenance of Mains	863	$ 364	$ -	$ 364	$ -	$ 364	$ 379
209	A_6400510-M&S Small Tools	Maintenance of Mains	863	$ 257	$ -	$ 257	$ -	$ 257	$ 267
210	A_6401000-M&S Inven Issue	Maintenance of Mains	863	$ 3,073	$ -	$ 3,073	$ -	$ 3,073	$ 3,193
211	A_6790320-Fleet Allocation	Maintenance of Mains	863	$ 17,677	$ -	$ 17,677	$ -	$ 17,677	$ 18,372
212	A_6790321-Stores Allocation	Maintenance of Mains	863	$ 1,251	$ -	$ 1,251	$ -	$ 1,251	$ 1,301
213	A_6790322-Small Tools Alloc	Maintenance of Mains	863	$ 793	$ -	$ 793	$ -	$ 793	$ 825
214	A_6010000-1001/A6010000	Maintenance of Mains	863	$ (392)	$ (22)	$ (414)	$ 414	$ -	$ -
215	A_6010010-1001/R6010010	Maintenance of Mains	863	$ (615)	$ (34)	$ (649)	$ 649	$ -	$ -
216	A_6500010-Transport-Vehicle	Maintenance of Mains	863	$ 2,605	$ -	$ 2,605	$ -	$ 2,605	$ 2,708
217	A_6710060-ST Rent-Vehicle	Maintenance of Mains	863	$ 1,641	$ -	$ 1,641	$ -	$ 1,641	$ 1,705
218	A_6010110-Labor Exempt ST	Maintenance of Compressor Station Equipment	864	$ 79,228	$ 10,688	$ 89,916	$ (89,916)	$ -	$ -
219	A_6010130-Labor Exempt NonProd	Maintenance of Compressor Station Equipment	864	$ 15,275	$ 840	$ 16,115	$ (16,115)	$ -	$ -
220	A_6010210-Labor NonExm ST	Maintenance of Compressor Station Equipment	864	$ 206,965	$ 27,920	$ 234,884	$ (234,884)	$ -	$ -
221	A_6010220-Labor NonExm OT	Maintenance of Compressor Station Equipment	864	$ 60,423	$ (9,647)	$ 50,776	$ (50,776)	$ -	$ -
222	A_6010230-Labor NonExm NonProd	Maintenance of Compressor Station Equipment	864	$ 42,723	$ 2,349	$ 45,072	$ (45,072)	$ -	$ -
223	A_6010910-Labor OffCycle Bonus	Maintenance of Compressor Station Equipment	864	$ 1,087	$ 60	$ 1,147	$ (1,147)	$ -	$ -
224	A_6030010-EE ProfDue Subs Fees	Maintenance of Compressor Station Equipment	864	$ 3	$ -	$ 3	$ -	$ 3	$ 3
225	A_6030040-EE Meals 50% Deduct	Maintenance of Compressor Station Equipment	864	$ 6,976	$ -	$ 6,976	$ -	$ 6,976	$ 7,250
226	A_6030060-EE Shoes Uniforms	Maintenance of Compressor Station Equipment	864	$ 3,343	$ -	$ 3,343	$ -	$ 3,343	$ 3,475
227	A_6030070-EE Training	Maintenance of Compressor Station Equipment	864	$ 900	$ -	$ 900	$ -	$ 900	$ 935
228	A_6030080-EE Travel Lodging	Maintenance of Compressor Station Equipment	864	$ 27,915	$ -	$ 27,915	$ -	$ 27,915	$ 29,013
229	A_6030091-EE Apprec and Gifts	Maintenance of Compressor Station Equipment	864	$ 1	$ -	$ 1	$ -	$ 1	$ 1
230	A_6030800-EE Miscellaneous	Maintenance of Compressor Station Equipment	864	$ 208	$ -	$ 208	$ -	$ 208	$ 216
231	A_6100040-Consultants-Engineer	Maintenance of Compressor Station Equipment	864	$ 1,029	$ -	$ 1,029	$ -	$ 1,029	$ 1,069
232	A_6100070-Consultants-Mgmt	Maintenance of Compressor Station Equipment	864	$ 184	$ -	$ 184	$ -	$ 184	$ 191
233	A_6100080-Consultants-Other	Maintenance of Compressor Station Equipment	864	$ 133,905	$ -	$ 133,905	$ -	$ 133,905	$ 139,171
234	A_6100100-Contractor Services	Maintenance of Compressor Station Equipment	864	$ 2,773	$ -	$ 2,773	$ -	$ 2,773	$ 2,882
235	A_6400020-M&S Gen Office	Maintenance of Compressor Station Equipment	864	$ 114	$ -	$ 114	$ -	$ 114	$ 118
236	A_6400050-M&S Lubricants	Maintenance of Compressor Station Equipment	864	$ 18,403	$ -	$ 18,403	$ -	$ 18,403	$ 19,127
237	A_6400080-M&S Vehicle Fuel	Maintenance of Compressor Station Equipment	864	$ 594	$ -	$ 594	$ -	$ 594	$ 618
238	A_6400100-M&S OS Purchases	Maintenance of Compressor Station Equipment	864	$ 142,406	$ -	$ 142,406	$ -	$ 142,406	$ 148,005
239	A_6400510-M&S Small Tools	Maintenance of Compressor Station Equipment	864	$ 1,925	$ -	$ 1,925	$ -	$ 1,925	$ 2,001
240	A_6500010-Transport-Vehicle	Maintenance of Compressor Station Equipment	864	$ 691	$ -	$ 691	$ -	$ 691	$ 718
241	A_6730030-Utilities-Telecom	Maintenance of Compressor Station Equipment	864	$ 241	$ -	$ 241	$ -	$ 241	$ 251
242	A_6790230-Postage Ship Courier	Maintenance of Compressor Station Equipment	864	$ 482	$ -	$ 482	$ -	$ 482	$ 501
243	A_6790320-Fleet Allocation	Maintenance of Compressor Station Equipment	864	$ 48,163	$ -	$ 48,163	$ -	$ 48,163	$ 50,056
244	A_6790321-Stores Allocation	Maintenance of Compressor Station Equipment	864	$ 11,161	$ -	$ 11,161	$ -	$ 11,161	$ 11,600
245	A_6790322-Small Tools Alloc	Maintenance of Compressor Station Equipment	864	$ 6,056	$ -	$ 6,056	$ -	$ 6,056	$ 6,294
246	A_6010000-1001/A6010000	Maintenance of Compressor Station Equipment	864	$ 4	$ 0	$ 4	$ (4)	$ -	$ -
247	A_6010010-1001/R6010010	Maintenance of Compressor Station Equipment	864	$ 1	$ 0	$ 1	$ (1)	$ -	$ -
248	A_6400010-M&S FurnOffEquip	Maintenance of Compressor Station Equipment	864	$ 58	$ -	$ 58	$ -	$ 58	$ 60

NMGC Exhibit ECB-5
Page 295 of 596

NEW MEXICO GAS COMPANY, INC.

Operations and Maintenance Summary
Base Period - 12 Months Ending March 31, 2023
Future Test Year - 12 Months Ending September 30, 2025

	A	B	C	V	W	X	Y	Z	AA
3	Description	Account Name	FERC Acct	Total Linkage 1 Period Separately Forecasted Items	4/30/2023	5/31/2023	6/30/2023	7/31/2023	8/31/2023
200	A_6030060-EE Shoes Uniforms	Maintenance of Mains	863	$ -	$ 153	$ 153	$ 153	$ 153	$ 153
201	A_6030070-EE Training	Maintenance of Mains	863	$ -	$ 26	$ 26	$ 26	$ 26	$ 26
202	A_6030091-EE Apprec and Gifts	Maintenance of Mains	863	$ -	$ 0	$ 0	$ 0	$ 0	$ 0
203	A_6030800-EE Miscellaneous	Maintenance of Mains	863	$ -	$ 7	$ 7	$ 7	$ 7	$ 7
204	A_6100070-Consultants-Mgmt	Maintenance of Mains	863	$ -	$ 7	$ 7	$ 7	$ 7	$ 7
205	A_6100080-Consultants-Other	Maintenance of Mains	863	$ -	$ 10	$ 10	$ 10	$ 10	$ 10
206	A_6100100-Contractor Services	Maintenance of Mains	863	$ -	$ 1,153	$ 1,153	$ 1,153	$ 1,153	$ 1,153
207	A_6400100-M&S OS Purchases	Maintenance of Mains	863	$ -	$ 1,393	$ 1,393	$ 1,393	$ 1,393	$ 1,393
208	A_6400500-M&S Parts	Maintenance of Mains	863	$ -	$ 32	$ 32	$ 32	$ 32	$ 32
209	A_6400510-M&S Small Tools	Maintenance of Mains	863	$ -	$ 22	$ 22	$ 22	$ 22	$ 22
210	A_6401000-M&S Inven Issue	Maintenance of Mains	863	$ -	$ 266	$ 266	$ 266	$ 266	$ 266
211	A_6790320-Fleet Allocation	Maintenance of Mains	863	$ -	$ 1,531	$ 1,531	$ 1,531	$ 1,531	$ 1,531
212	A_6790321-Stores Allocation	Maintenance of Mains	863	$ -	$ 108	$ 108	$ 108	$ 108	$ 108
213	A_6790322-Small Tools Alloc	Maintenance of Mains	863	$ -	$ 69	$ 69	$ 69	$ 69	$ 69
214	A_6010000-1001/A6010000	Maintenance of Mains	863	$ (421)	$ (35)	$ (35)	$ (35)	$ (35)	$ (35)
215	A_6010010-1001/R6010010	Maintenance of Mains	863	$ (660)	$ (55)	$ (55)	$ (55)	$ (55)	$ (55)
216	A_6500010-Transport-Vehicle	Maintenance of Mains	863	$ -	$ 226	$ 226	$ 226	$ 226	$ 226
217	A_6710060-ST Rent-Vehicle	Maintenance of Mains	863	$ -	$ 142	$ 142	$ 142	$ 142	$ 142
218	A_6010110-Labor Exempt ST	Maintenance of Compressor Station Equipment	864	$ 91,490	$ 7,624	$ 7,624	$ 7,624	$ 7,624	$ 7,624
219	A_6010130-Labor Exempt NonProd	Maintenance of Compressor Station Equipment	864	$ 16,397	$ 1,366	$ 1,366	$ 1,366	$ 1,366	$ 1,366
220	A_6010210-Labor NonExm ST	Maintenance of Compressor Station Equipment	864	$ 238,995	$ 19,916	$ 19,916	$ 19,916	$ 19,916	$ 19,916
221	A_6010220-Labor NonExm OT	Maintenance of Compressor Station Equipment	864	$ 51,665	$ 4,305	$ 4,305	$ 4,305	$ 4,305	$ 4,305
222	A_6010230-Labor NonExm NonProd	Maintenance of Compressor Station Equipment	864	$ 45,861	$ 3,822	$ 3,822	$ 3,822	$ 3,822	$ 3,822
223	A_6010910-Labor OffCycle Bonus	Maintenance of Compressor Station Equipment	864	$ 1,167	$ 97	$ 97	$ 97	$ 97	$ 97
224	A_6030010-EE ProfDue Subs Fees	Maintenance of Compressor Station Equipment	864	$ -	$ 0	$ 0	$ 0	$ 0	$ 0
225	A_6030040-EE Meals 50% Deduct	Maintenance of Compressor Station Equipment	864	$ -	$ 604	$ 604	$ 604	$ 604	$ 604
226	A_6030060-EE Shoes Uniforms	Maintenance of Compressor Station Equipment	864	$ -	$ 290	$ 290	$ 290	$ 290	$ 290
227	A_6030070-EE Training	Maintenance of Compressor Station Equipment	864	$ -	$ 78	$ 78	$ 78	$ 78	$ 78
228	A_6030080-EE Travel Lodging	Maintenance of Compressor Station Equipment	864	$ -	$ 2,418	$ 2,418	$ 2,418	$ 2,418	$ 2,418
229	A_6030091-EE Apprec and Gifts	Maintenance of Compressor Station Equipment	864	$ -	$ 0	$ 0	$ 0	$ 0	$ 0
230	A_6030800-EE Miscellaneous	Maintenance of Compressor Station Equipment	864	$ -	$ 18	$ 18	$ 18	$ 18	$ 18
231	A_6100040-Consultants-Engineer	Maintenance of Compressor Station Equipment	864	$ -	$ 89	$ 89	$ 89	$ 89	$ 89
232	A_6100070-Consultants-Mgmt	Maintenance of Compressor Station Equipment	864	$ -	$ 16	$ 16	$ 16	$ 16	$ 16
233	A_6100080-Consultants-Other	Maintenance of Compressor Station Equipment	864	$ -	$ 11,598	$ 11,598	$ 11,598	$ 11,598	$ 11,598
234	A_6100100-Contractor Services	Maintenance of Compressor Station Equipment	864	$ -	$ 240	$ 240	$ 240	$ 240	$ 240
235	A_6400020-M&S Gen Office	Maintenance of Compressor Station Equipment	864	$ -	$ 10	$ 10	$ 10	$ 10	$ 10
236	A_6400050-M&S Lubricants	Maintenance of Compressor Station Equipment	864	$ -	$ 1,594	$ 1,594	$ 1,594	$ 1,594	$ 1,594
237	A_6400080-M&S Vehicle Fuel	Maintenance of Compressor Station Equipment	864	$ -	$ 51	$ 51	$ 51	$ 51	$ 51
238	A_6400100-M&S OS Purchases	Maintenance of Compressor Station Equipment	864	$ -	$ 12,334	$ 12,334	$ 12,334	$ 12,334	$ 12,334
239	A_6400510-M&S Small Tools	Maintenance of Compressor Station Equipment	864	$ -	$ 167	$ 167	$ 167	$ 167	$ 167
240	A_6500010-Transport-Vehicle	Maintenance of Compressor Station Equipment	864	$ -	$ 60	$ 60	$ 60	$ 60	$ 60
241	A_6730030-Utilities-Telecom	Maintenance of Compressor Station Equipment	864	$ -	$ 21	$ 21	$ 21	$ 21	$ 21
242	A_6790230-Postage Ship Courier	Maintenance of Compressor Station Equipment	864	$ -	$ 42	$ 42	$ 42	$ 42	$ 42
243	A_6790320-Fleet Allocation	Maintenance of Compressor Station Equipment	864	$ -	$ 4,171	$ 4,171	$ 4,171	$ 4,171	$ 4,171
244	A_6790321-Stores Allocation	Maintenance of Compressor Station Equipment	864	$ -	$ 967	$ 967	$ 967	$ 967	$ 967
245	A_6790322-Small Tools Alloc	Maintenance of Compressor Station Equipment	864	$ -	$ 524	$ 524	$ 524	$ 524	$ 524
246	A_6010000-1001/A6010000	Maintenance of Compressor Station Equipment	864	$ 4	$ 0	$ 0	$ 0	$ 0	$ 0
247	A_6010010-1001/R6010010	Maintenance of Compressor Station Equipment	864	$ 1	$ 0	$ 0	$ 0	$ 0	$ 0
248	A_6400010-M&S FurnOffEquip	Maintenance of Compressor Station Equipment	864	$ -	$ 5	$ 5	$ 5	$ 5	$ 5

NMGC Exhibit ECB-5
Page 296 of 596

Sponsored by NMGC Witness Erik C. Buchanan

630 Schedule H-1.2 BaseLink 1 2

NEW MEXICO GAS COMPANY, INC.

Operations and Maintenance Summary
Base Period - 12 Months Ending March 31, 2023
Future Test Year - 12 Months Ending September 30, 2025

	A	B	C	AB	AC	AD	AE	AF	AG
3	Description	Account Name	FERC Acct	9/30/2023	10/31/2023	11/30/2023	12/31/2023	1/31/2024	2/29/2024
200	A_6030060-EE Shoes Uniforms	Maintenance of Mains	863	$ 153	$ 153	$ 153	$ 153	$ 153	$ 153
201	A_6030070-EE Training	Maintenance of Mains	863	$ 26	$ 26	$ 26	$ 26	$ 26	$ 26
202	A_6030091-EE Apprec and Gifts	Maintenance of Mains	863	$ 0	$ 0	$ 0	$ 0	$ 0	$ 0
203	A_6030800-EE Miscellaneous	Maintenance of Mains	863	$ 7	$ 7	$ 7	$ 7	$ 7	$ 7
204	A_6100070-Consultants-Mgmt	Maintenance of Mains	863	$ 7	$ 7	$ 7	$ 7	$ 7	$ 7
205	A_6100080-Consultants-Other	Maintenance of Mains	863	$ 10	$ 10	$ 10	$ 10	$ 10	$ 10
206	A_6100100-Contractor Services	Maintenance of Mains	863	$ 1,153	$ 1,153	$ 1,153	$ 1,153	$ 1,153	$ 1,153
207	A_6400100-M&S OS Purchases	Maintenance of Mains	863	$ 1,393	$ 1,393	$ 1,393	$ 1,393	$ 1,393	$ 1,393
208	A_6400500-M&S Parts	Maintenance of Mains	863	$ 32	$ 32	$ 32	$ 32	$ 32	$ 32
209	A_6400510-M&S Small Tools	Maintenance of Mains	863	$ 22	$ 22	$ 22	$ 22	$ 22	$ 22
210	A_6401000-M&S Inven Issue	Maintenance of Mains	863	$ 266	$ 266	$ 266	$ 266	$ 266	$ 266
211	A_6790320-Fleet Allocation	Maintenance of Mains	863	$ 1,531	$ 1,531	$ 1,531	$ 1,531	$ 1,531	$ 1,531
212	A_6790321-Stores Allocation	Maintenance of Mains	863	$ 108	$ 108	$ 108	$ 108	$ 108	$ 108
213	A_6790322-Small Tools Alloc	Maintenance of Mains	863	$ 69	$ 69	$ 69	$ 69	$ 69	$ 69
214	A_6010000-1001/A6010000	Maintenance of Mains	863	$ (35)	$ (35)	$ (35)	$ (35)	$ (35)	$ (35)
215	A_6010010-1001/R6010010	Maintenance of Mains	863	$ (55)	$ (55)	$ (55)	$ (55)	$ (55)	$ (55)
216	A_6500010-Transport-Vehicle	Maintenance of Mains	863	$ 226	$ 226	$ 226	$ 226	$ 226	$ 226
217	A_6710060-ST Rent-Vehicle	Maintenance of Mains	863	$ 142	$ 142	$ 142	$ 142	$ 142	$ 142
218	A_6010110-Labor Exempt ST	Maintenance of Compressor Station Equipment	864	$ 7,624	$ 7,624	$ 7,624	$ 7,624	$ 7,624	$ 7,624
219	A_6010130-Labor Exempt NonProd	Maintenance of Compressor Station Equipment	864	$ 1,366	$ 1,366	$ 1,366	$ 1,366	$ 1,366	$ 1,366
220	A_6010210-Labor NonExm ST	Maintenance of Compressor Station Equipment	864	$ 19,916	$ 19,916	$ 19,916	$ 19,916	$ 19,916	$ 19,916
221	A_6010220-Labor NonExm OT	Maintenance of Compressor Station Equipment	864	$ 4,305	$ 4,305	$ 4,305	$ 4,305	$ 4,305	$ 4,305
222	A_6010230-Labor NonExm NonProd	Maintenance of Compressor Station Equipment	864	$ 3,822	$ 3,822	$ 3,822	$ 3,822	$ 3,822	$ 3,822
223	A_6010910-Labor OffCycle Bonus	Maintenance of Compressor Station Equipment	864	$ 97	$ 97	$ 97	$ 97	$ 97	$ 97
224	A_6030010-EE ProfDue Subs Fees	Maintenance of Compressor Station Equipment	864	$ 0	$ 0	$ 0	$ 0	$ 0	$ 0
225	A_6030040-EE Meals 50% Deduct	Maintenance of Compressor Station Equipment	864	$ 604	$ 604	$ 604	$ 604	$ 604	$ 604
226	A_6030060-EE Shoes Uniforms	Maintenance of Compressor Station Equipment	864	$ 290	$ 290	$ 290	$ 290	$ 290	$ 290
227	A_6030070-EE Training	Maintenance of Compressor Station Equipment	864	$ 78	$ 78	$ 78	$ 78	$ 78	$ 78
228	A_6030080-EE Travel Lodging	Maintenance of Compressor Station Equipment	864	$ 2,418	$ 2,418	$ 2,418	$ 2,418	$ 2,418	$ 2,418
229	A_6030091-EE Apprec and Gifts	Maintenance of Compressor Station Equipment	864	$ 0	$ 0	$ 0	$ 0	$ 0	$ 0
230	A_6030800-EE Miscellaneous	Maintenance of Compressor Station Equipment	864	$ 18	$ 18	$ 18	$ 18	$ 18	$ 18
231	A_6100040-Consultants-Engineer	Maintenance of Compressor Station Equipment	864	$ 89	$ 89	$ 89	$ 89	$ 89	$ 89
232	A_6100070-Consultants-Mgmt	Maintenance of Compressor Station Equipment	864	$ 16	$ 16	$ 16	$ 16	$ 16	$ 16
233	A_6100080-Consultants-Other	Maintenance of Compressor Station Equipment	864	$ 11,598	$ 11,598	$ 11,598	$ 11,598	$ 11,598	$ 11,598
234	A_6100100-Contractor Services	Maintenance of Compressor Station Equipment	864	$ 240	$ 240	$ 240	$ 240	$ 240	$ 240
235	A_6400020-M&S Gen Office	Maintenance of Compressor Station Equipment	864	$ 10	$ 10	$ 10	$ 10	$ 10	$ 10
236	A_6400050-M&S Lubricants	Maintenance of Compressor Station Equipment	864	$ 1,594	$ 1,594	$ 1,594	$ 1,594	$ 1,594	$ 1,594
237	A_6400080-M&S Vehicle Fuel	Maintenance of Compressor Station Equipment	864	$ 51	$ 51	$ 51	$ 51	$ 51	$ 51
238	A_6400100-M&S OS Purchases	Maintenance of Compressor Station Equipment	864	$ 12,334	$ 12,334	$ 12,334	$ 12,334	$ 12,334	$ 12,334
239	A_6400510-M&S Small Tools	Maintenance of Compressor Station Equipment	864	$ 167	$ 167	$ 167	$ 167	$ 167	$ 167
240	A_6500010-Transport-Vehicle	Maintenance of Compressor Station Equipment	864	$ 60	$ 60	$ 60	$ 60	$ 60	$ 60
241	A_6730030-Utilities-Telecom	Maintenance of Compressor Station Equipment	864	$ 21	$ 21	$ 21	$ 21	$ 21	$ 21
242	A_6790230-Postage Ship Courier	Maintenance of Compressor Station Equipment	864	$ 42	$ 42	$ 42	$ 42	$ 42	$ 42
243	A_6790320-Fleet Allocation	Maintenance of Compressor Station Equipment	864	$ 4,171	$ 4,171	$ 4,171	$ 4,171	$ 4,171	$ 4,171
244	A_6790321-Stores Allocation	Maintenance of Compressor Station Equipment	864	$ 967	$ 967	$ 967	$ 967	$ 967	$ 967
245	A_6790322-Small Tools Alloc	Maintenance of Compressor Station Equipment	864	$ 524	$ 524	$ 524	$ 524	$ 524	$ 524
246	A_6010000-1001/A6010000	Maintenance of Compressor Station Equipment	864	$ 0	$ 0	$ 0	$ 0	$ 0	$ 0
247	A_6010010-1001/R6010010	Maintenance of Compressor Station Equipment	864	$ 0	$ 0	$ 0	$ 0	$ 0	$ 0
248	A_6400010-M&S FurnOffEquip	Maintenance of Compressor Station Equipment	864	$ 5	$ 5	$ 5	$ 5	$ 5	$ 5

NMGC Exhibit ECB-5
Page 297 of 596

NEW MEXICO GAS COMPANY, INC.

Operations and Maintenance Summary
Base Period - 12 Months Ending March 31, 2023
Future Test Year - 12 Months Ending September 30, 2025

	A	B	C	AH	AI	AJ	AK	AL	AM
3	Description	Account Name	FERC Acct	3/31/2024	Linkage 1 Ending 3/31/2024	Escalated Linkage 2 - Results of Pure Escalation of 1.62%	Total Linkage 2 Period Separately Forecasted Items	4/1/2024	5/1/2024
200	A_6030060-EE Shoes Uniforms	Maintenance of Mains	863	$ 153	$ 1,837	$ 1,867	$ -	$ 158	$ 158
201	A_6030070-EE Training	Maintenance of Mains	863	$ 26	$ 314	$ 319	$ -	$ 27	$ 27
202	A_6030091-EE Apprec and Gifts	Maintenance of Mains	863	$ 0	$ 1	$ 1	$ -	$ 0	$ 0
203	A_6030800-EE Miscellaneous	Maintenance of Mains	863	$ 7	$ 89	$ 91	$ -	$ 8	$ 8
204	A_6100070-Consultants-Mgmt	Maintenance of Mains	863	$ 7	$ 86	$ 88	$ -	$ 7	$ 7
205	A_6100080-Consultants-Other	Maintenance of Mains	863	$ 10	$ 121	$ 123	$ -	$ 10	$ 10
206	A_6100100-Contractor Services	Maintenance of Mains	863	$ 1,153	$ 13,836	$ 14,061	$ -	$ 1,190	$ 1,190
207	A_6400100-M&S OS Purchases	Maintenance of Mains	863	$ 1,393	$ 16,713	$ 16,984	$ -	$ 1,438	$ 1,438
208	A_6400500-M&S Parts	Maintenance of Mains	863	$ 32	$ 379	$ 385	$ -	$ 33	$ 33
209	A_6400510-M&S Small Tools	Maintenance of Mains	863	$ 22	$ 267	$ 271	$ -	$ 23	$ 23
210	A_6401000-M&S Inven Issue	Maintenance of Mains	863	$ 266	$ 3,193	$ 3,245	$ -	$ 275	$ 275
211	A_6790320-Fleet Allocation	Maintenance of Mains	863	$ 1,531	$ 18,372	$ 18,670	$ -	$ 1,581	$ 1,581
212	A_6790321-Stores Allocation	Maintenance of Mains	863	$ 108	$ 1,301	$ 1,322	$ -	$ 112	$ 112
213	A_6790322-Small Tools Alloc	Maintenance of Mains	863	$ 69	$ 825	$ 838	$ -	$ 71	$ 71
214	A_6010000-1001/A6010000	Maintenance of Mains	863	$ (35)	$ (421)	$ -	$ (429)	$ (36)	$ (36)
215	A_6010010-1001/R6010010	Maintenance of Mains	863	$ (55)	$ (660)	$ -	$ (671)	$ (57)	$ (57)
216	A_6500010-Transport-Vehicle	Maintenance of Mains	863	$ 226	$ 2,708	$ 2,752	$ -	$ 233	$ 233
217	A_6710060-ST Rent-Vehicle	Maintenance of Mains	863	$ 142	$ 1,705	$ 1,733	$ -	$ 147	$ 147
218	A_6010110-Labor Exempt ST	Maintenance of Compressor Station Equipment	864	$ 7,624	$ 91,490	$ -	$ 93,063	$ 7,886	$ 7,886
219	A_6010130-Labor Exempt NonProd	Maintenance of Compressor Station Equipment	864	$ 1,366	$ 16,397	$ -	$ 16,679	$ 1,413	$ 1,413
220	A_6010210-Labor NonExm ST	Maintenance of Compressor Station Equipment	864	$ 19,916	$ 238,995	$ -	$ 243,105	$ 20,601	$ 20,601
221	A_6010220-Labor NonExm OT	Maintenance of Compressor Station Equipment	864	$ 4,305	$ 51,665	$ -	$ 52,553	$ 4,453	$ 4,453
222	A_6010230-Labor NonExm NonProd	Maintenance of Compressor Station Equipment	864	$ 3,822	$ 45,861	$ -	$ 46,650	$ 3,953	$ 3,953
223	A_6010910-Labor OffCycle Bonus	Maintenance of Compressor Station Equipment	864	$ 97	$ 1,167	$ -	$ 1,187	$ 101	$ 101
224	A_6030010-EE ProfDue Subs Fees	Maintenance of Compressor Station Equipment	864	$ 0	$ 3	$ 3	$ -	$ 0	$ 0
225	A_6030040-EE Meals 50% Deduct	Maintenance of Compressor Station Equipment	864	$ 604	$ 7,250	$ 7,368	$ -	$ 624	$ 624
226	A_6030060-EE Shoes Uniforms	Maintenance of Compressor Station Equipment	864	$ 290	$ 3,475	$ 3,531	$ -	$ 299	$ 299
227	A_6030070-EE Training	Maintenance of Compressor Station Equipment	864	$ 78	$ 935	$ 950	$ -	$ 80	$ 80
228	A_6030080-EE Travel Lodging	Maintenance of Compressor Station Equipment	864	$ 2,418	$ 29,013	$ 29,484	$ -	$ 2,496	$ 2,496
229	A_6030091-EE Apprec and Gifts	Maintenance of Compressor Station Equipment	864	$ 0	$ 1	$ 1	$ -	$ 0	$ 0
230	A_6030800-EE Miscellaneous	Maintenance of Compressor Station Equipment	864	$ 18	$ 216	$ 219	$ -	$ 19	$ 19
231	A_6100040-Consultants-Engineer	Maintenance of Compressor Station Equipment	864	$ 89	$ 1,069	$ 1,087	$ -	$ 92	$ 92
232	A_6100070-Consultants-Mgmt	Maintenance of Compressor Station Equipment	864	$ 16	$ 191	$ 194	$ -	$ 16	$ 16
233	A_6100080-Consultants-Other	Maintenance of Compressor Station Equipment	864	$ 11,598	$ 139,171	$ 141,429	$ -	$ 11,974	$ 11,974
234	A_6100100-Contractor Services	Maintenance of Compressor Station Equipment	864	$ 240	$ 2,882	$ 2,929	$ -	$ 248	$ 248
235	A_6400020-M&S Gen Office	Maintenance of Compressor Station Equipment	864	$ 10	$ 118	$ 120	$ -	$ 10	$ 10
236	A_6400050-M&S Lubricants	Maintenance of Compressor Station Equipment	864	$ 1,594	$ 19,127	$ 19,437	$ -	$ 1,646	$ 1,646
237	A_6400080-M&S Vehicle Fuel	Maintenance of Compressor Station Equipment	864	$ 51	$ 618	$ 628	$ -	$ 53	$ 53
238	A_6400100-M&S OS Purchases	Maintenance of Compressor Station Equipment	864	$ 12,334	$ 148,005	$ 150,407	$ -	$ 12,734	$ 12,734
239	A_6400510-M&S Small Tools	Maintenance of Compressor Station Equipment	864	$ 167	$ 2,001	$ 2,033	$ -	$ 172	$ 172
240	A_6500010-Transport-Vehicle	Maintenance of Compressor Station Equipment	864	$ 60	$ 718	$ 730	$ -	$ 62	$ 62
241	A_6730030-Utilities-Telecom	Maintenance of Compressor Station Equipment	864	$ 21	$ 251	$ 255	$ -	$ 22	$ 22
242	A_6790230-Postage Ship Courier	Maintenance of Compressor Station Equipment	864	$ 42	$ 501	$ 509	$ -	$ 43	$ 43
243	A_6790320-Fleet Allocation	Maintenance of Compressor Station Equipment	864	$ 4,171	$ 50,056	$ 50,869	$ -	$ 4,307	$ 4,307
244	A_6790321-Stores Allocation	Maintenance of Compressor Station Equipment	864	$ 967	$ 11,600	$ 11,788	$ -	$ 998	$ 998
245	A_6790322-Small Tools Alloc	Maintenance of Compressor Station Equipment	864	$ 524	$ 6,294	$ 6,396	$ -	$ 542	$ 542
246	A_6010000-1001/A6010000	Maintenance of Compressor Station Equipment	864	$ 0	$ 4	$ -	$ 4	$ 0	$ 0
247	A_6010010-1001/R6010010	Maintenance of Compressor Station Equipment	864	$ 0	$ 1	$ -	$ 1	$ 0	$ 0
248	A_6400010-M&S FurnOffEquip	Maintenance of Compressor Station Equipment	864	$ 5	$ 60	$ 61	$ -	$ 5	$ 5

NMGC Exhibit ECB-5
Page 298 of 596

Sponsored by NMGC Witness Erik C. Buchanan

630 Schedule H-1.2 BaseLink 1 2

NEW MEXICO GAS COMPANY, INC.

Operations and Maintenance Summary
Base Period - 12 Months Ending March 31, 2023
Future Test Year - 12 Months Ending September 30, 2025

	A	B	C	AN	AO	AP	AQ	AR
3	Description	Account Name	FERC Acct	6/1/2024	7/1/2024	8/1/2024	9/1/2024	Linkage 2 Ending 9/30/2024
200	A_6030060-EE Shoes Uniforms	Maintenance of Mains	863	$ 158	$ 158	$ 158	$ 158	$ 1,867
201	A_6030070-EE Training	Maintenance of Mains	863	$ 27	$ 27	$ 27	$ 27	$ 319
202	A_6030091-EE Apprec and Gifts	Maintenance of Mains	863	$ 0	$ 0	$ 0	$ 0	$ 1
203	A_6030800-EE Miscellaneous	Maintenance of Mains	863	$ 8	$ 8	$ 8	$ 8	$ 91
204	A_6100070-Consultants-Mgmt	Maintenance of Mains	863	$ 7	$ 7	$ 7	$ 7	$ 88
205	A_6100080-Consultants-Other	Maintenance of Mains	863	$ 10	$ 10	$ 10	$ 10	$ 123
206	A_6100100-Contractor Services	Maintenance of Mains	863	$ 1,190	$ 1,190	$ 1,190	$ 1,190	$ 14,061
207	A_6400100-M&S OS Purchases	Maintenance of Mains	863	$ 1,438	$ 1,438	$ 1,438	$ 1,438	$ 16,984
208	A_6400500-M&S Parts	Maintenance of Mains	863	$ 33	$ 33	$ 33	$ 33	$ 385
209	A_6400510-M&S Small Tools	Maintenance of Mains	863	$ 23	$ 23	$ 23	$ 23	$ 271
210	A_6401000-M&S Inven Issue	Maintenance of Mains	863	$ 275	$ 275	$ 275	$ 275	$ 3,245
211	A_6790320-Fleet Allocation	Maintenance of Mains	863	$ 1,581	$ 1,581	$ 1,581	$ 1,581	$ 18,670
212	A_6790321-Stores Allocation	Maintenance of Mains	863	$ 112	$ 112	$ 112	$ 112	$ 1,322
213	A_6790322-Small Tools Alloc	Maintenance of Mains	863	$ 71	$ 71	$ 71	$ 71	$ 838
214	A_6010000-1001/A6010000	Maintenance of Mains	863	$ (36)	$ (36)	$ (36)	$ (36)	$ (429)
215	A_6010010-1001/R6010010	Maintenance of Mains	863	$ (57)	$ (57)	$ (57)	$ (57)	$ (671)
216	A_6500010-Transport-Vehicle	Maintenance of Mains	863	$ 233	$ 233	$ 233	$ 233	$ 2,752
217	A_6710060-ST Rent-Vehicle	Maintenance of Mains	863	$ 147	$ 147	$ 147	$ 147	$ 1,733
218	A_6010110-Labor Exempt ST	Maintenance of Compressor Station Equipment	864	$ 7,886	$ 7,886	$ 7,886	$ 7,886	$ 93,063
219	A_6010130-Labor Exempt NonProd	Maintenance of Compressor Station Equipment	864	$ 1,413	$ 1,413	$ 1,413	$ 1,413	$ 16,679
220	A_6010210-Labor NonExm ST	Maintenance of Compressor Station Equipment	864	$ 20,601	$ 20,601	$ 20,601	$ 20,601	$ 243,105
221	A_6010220-Labor NonExm OT	Maintenance of Compressor Station Equipment	864	$ 4,453	$ 4,453	$ 4,453	$ 4,453	$ 52,553
222	A_6010230-Labor NonExm NonProd	Maintenance of Compressor Station Equipment	864	$ 3,953	$ 3,953	$ 3,953	$ 3,953	$ 46,650
223	A_6010910-Labor OffCycle Bonus	Maintenance of Compressor Station Equipment	864	$ 101	$ 101	$ 101	$ 101	$ 1,187
224	A_6030010-EE ProfDue Subs Fees	Maintenance of Compressor Station Equipment	864	$ 0	$ 0	$ 0	$ 0	$ 3
225	A_6030040-EE Meals 50% Deduct	Maintenance of Compressor Station Equipment	864	$ 624	$ 624	$ 624	$ 624	$ 7,368
226	A_6030060-EE Shoes Uniforms	Maintenance of Compressor Station Equipment	864	$ 299	$ 299	$ 299	$ 299	$ 3,531
227	A_6030070-EE Training	Maintenance of Compressor Station Equipment	864	$ 80	$ 80	$ 80	$ 80	$ 950
228	A_6030080-EE Travel Lodging	Maintenance of Compressor Station Equipment	864	$ 2,496	$ 2,496	$ 2,496	$ 2,496	$ 29,484
229	A_6030091-EE Apprec and Gifts	Maintenance of Compressor Station Equipment	864	$ 0	$ 0	$ 0	$ 0	$ 1
230	A_6030800-EE Miscellaneous	Maintenance of Compressor Station Equipment	864	$ 19	$ 19	$ 19	$ 19	$ 219
231	A_6100040-Consultants-Engineer	Maintenance of Compressor Station Equipment	864	$ 92	$ 92	$ 92	$ 92	$ 1,087
232	A_6100070-Consultants-Mgmt	Maintenance of Compressor Station Equipment	864	$ 16	$ 16	$ 16	$ 16	$ 194
233	A_6100080-Consultants-Other	Maintenance of Compressor Station Equipment	864	$ 11,974	$ 11,974	$ 11,974	$ 11,974	$ 141,429
234	A_6100100-Contractor Services	Maintenance of Compressor Station Equipment	864	$ 248	$ 248	$ 248	$ 248	$ 2,929
235	A_6400020-M&S Gen Office	Maintenance of Compressor Station Equipment	864	$ 10	$ 10	$ 10	$ 10	$ 120
236	A_6400050-M&S Lubricants	Maintenance of Compressor Station Equipment	864	$ 1,646	$ 1,646	$ 1,646	$ 1,646	$ 19,437
237	A_6400080-M&S Vehicle Fuel	Maintenance of Compressor Station Equipment	864	$ 53	$ 53	$ 53	$ 53	$ 628
238	A_6400100-M&S OS Purchases	Maintenance of Compressor Station Equipment	864	$ 12,734	$ 12,734	$ 12,734	$ 12,734	$ 150,407
239	A_6400510-M&S Small Tools	Maintenance of Compressor Station Equipment	864	$ 172	$ 172	$ 172	$ 172	$ 2,033
240	A_6500010-Transport-Vehicle	Maintenance of Compressor Station Equipment	864	$ 62	$ 62	$ 62	$ 62	$ 730
241	A_6730030-Utilities-Telecom	Maintenance of Compressor Station Equipment	864	$ 22	$ 22	$ 22	$ 22	$ 255
242	A_6790230-Postage Ship Courier	Maintenance of Compressor Station Equipment	864	$ 43	$ 43	$ 43	$ 43	$ 509
243	A_6790320-Fleet Allocation	Maintenance of Compressor Station Equipment	864	$ 4,307	$ 4,307	$ 4,307	$ 4,307	$ 50,869
244	A_6790321-Stores Allocation	Maintenance of Compressor Station Equipment	864	$ 998	$ 998	$ 998	$ 998	$ 11,788
245	A_6790322-Small Tools Alloc	Maintenance of Compressor Station Equipment	864	$ 542	$ 542	$ 542	$ 542	$ 6,396
246	A_6010000-1001/A6010000	Maintenance of Compressor Station Equipment	864	$ 0	$ 0	$ 0	$ 0	$ 4
247	A_6010010-1001/R6010010	Maintenance of Compressor Station Equipment	864	$ 0	$ 0	$ 0	$ 0	$ 1
248	A_6400010-M&S FurnOffEquip	Maintenance of Compressor Station Equipment	864	$ 5	$ 5	$ 5	$ 5	$ 61

NMGC Exhibit ECB-5
Page 299 of 596

NEW MEXICO GAS COMPANY, INC.

Operations and Maintenance Summary
Base Period - 12 Months Ending March 31, 2023
Future Test Year - 12 Months Ending September 30, 2025

	A	B	C	D	E	F	G	H	I
3	Description	Account Name	FERC Acct	4/30/2022	5/31/2022	6/30/2022	7/31/2022	8/31/2022	9/30/2022
249	A_6790210-Permitting	Maintenance of Compressor Station Equipment	864	$ -	$ -	$ -	$ -	$ -	$ -
250	A_6010000-1001/A6010000	Maintenance of Measuring and Regulating Station Equipment	865	$ -	$ -	$ -	$ -	$ 0	$ -
251	A_6010010-1001/R6010010	Maintenance of Measuring and Regulating Station Equipment	865	$ -	$ -	$ -	$ -	$ -	$ -
252	A_6010110-Labor Exempt ST	Maintenance of Measuring and Regulating Station Equipment	865	$ 914	$ 1,483	$ 1,909	$ 1,369	$ 1,148	$ 1,305
253	A_6010130-Labor Exempt NonProd	Maintenance of Measuring and Regulating Station Equipment	865	$ 263	$ 314	$ 992	$ 559	$ 193	$ 842
254	A_6010210-Labor NonExm ST	Maintenance of Measuring and Regulating Station Equipment	865	$ 5,151	$ 6,763	$ 10,652	$ 8,526	$ 8,583	$ 11,993
255	A_6010220-Labor NonExm OT	Maintenance of Measuring and Regulating Station Equipment	865	$ 1,973	$ 2,222	$ 3,889	$ 2,947	$ 2,596	$ 3,818
256	A_6010230-Labor NonExm NonProd	Maintenance of Measuring and Regulating Station Equipment	865	$ 1,253	$ 818	$ 2,343	$ 1,563	$ 1,185	$ 3,065
257	A_6010910-Labor OffCycle Bonus	Maintenance of Measuring and Regulating Station Equipment	865	$ 1	$ -	$ -	$ 0	$ -	$ -
258	A_6030010-EE ProfDue Subs Fees	Maintenance of Measuring and Regulating Station Equipment	865	$ -	$ -	$ -	$ -	$ -	$ -
259	A_6030040-EE Meals 50% Deduct	Maintenance of Measuring and Regulating Station Equipment	865	$ -	$ 0	$ (0)	$ 0	$ -	$ -
260	A_6030060-EE Shoes Uniforms	Maintenance of Measuring and Regulating Station Equipment	865	$ -	$ 27	$ -	$ 18	$ 32	$ -
261	A_6030070-EE Training	Maintenance of Measuring and Regulating Station Equipment	865	$ -	$ 65	$ -	$ -	$ -	$ 5
262	A_6030091-EE Apprec and Gifts	Maintenance of Measuring and Regulating Station Equipment	865	$ -	$ 0	$ -	$ -	$ 0	$ -
263	A_6030800-EE Miscellaneous	Maintenance of Measuring and Regulating Station Equipment	865	$ 225	$ 0	$ 23	$ 0	$ (0)	$ -
264	A_6100070-Consultants-Mgmt	Maintenance of Measuring and Regulating Station Equipment	865	$ 1	$ -	$ -	$ -	$ -	$ -
265	A_6100080-Consultants-Other	Maintenance of Measuring and Regulating Station Equipment	865	$ 734	$ 663	$ 331	$ 929	$ 976	$ 816
266	A_6100100-Contractor Services	Maintenance of Measuring and Regulating Station Equipment	865	$ -	$ 1,752	$ 6,851	$ -	$ -	$ -
267	A_6400100-M&S OS Purchases	Maintenance of Measuring and Regulating Station Equipment	865	$ 3,037	$ -	$ 1,969	$ 2,033	$ 56	$ 770
268	A_6400500-M&S Parts	Maintenance of Measuring and Regulating Station Equipment	865	$ -	$ -	$ -	$ -	$ -	$ -
269	A_6401000-M&S Inven Issue	Maintenance of Measuring and Regulating Station Equipment	865	$ 41	$ 571	$ -	$ -	$ -	$ 15,549
270	A_6790230-Postage Ship Courier	Maintenance of Measuring and Regulating Station Equipment	865	$ -	$ -	$ -	$ -	$ -	$ -
271	A_6790320-Fleet Allocation	Maintenance of Measuring and Regulating Station Equipment	865	$ 953	$ 1,398	$ 2,005	$ 1,752	$ 1,523	$ 2,523
272	A_6790321-Stores Allocation	Maintenance of Measuring and Regulating Station Equipment	865	$ 211	$ 101	$ 225	$ 123	$ 4	$ 684
273	A_6790322-Small Tools Alloc	Maintenance of Measuring and Regulating Station Equipment	865	$ 101	$ 19	$ 79	$ 34	$ 2	$ 242
274	**Total Transmission Maintenance Expenses**			**$ 112,571**	**$ 99,612**	**$ 110,883**	**$ 100,674**	**$ 142,667**	**$ 160,239**
275									
276	**Total Transmission O&M**			**$ 1,359,275**	**$ 688,582**	**$ 851,370**	**$ 734,776**	**$ 540,795**	**$ 215,666**
277									

NMGC Exhibit ECB-5
Page 300 of 596

Sponsored by NMGC Witness Erik C. Buchanan

630 Schedule H-1.2 BaseLink 1 2

NEW MEXICO GAS COMPANY, INC.

Operations and Maintenance Summary
Base Period - 12 Months Ending March 31, 2023
Future Test Year - 12 Months Ending September 30, 2025

	A	B	C	J	K	L	M	N	O
3	Description	Account Name	FERC Acct	10/31/2022	11/30/2022	12/31/2022	1/31/2023	2/28/2023	3/31/2023
249	A_6790210-Permitting	Maintenance of Compressor Station Equipment	864	$ 500	$ -	$ -	$ -	$ -	$ -
250	A_6010000-1001/A6010000	Maintenance of Measuring and Regulating Station Equipment	865	$ -	$ 0	$ 27	$ 1	$ 169	$ 4
251	A_6010010-1001/R6010010	Maintenance of Measuring and Regulating Station Equipment	865	$ -	$ -	$ -	$ -	$ 1	$ -
252	A_6010110-Labor Exempt ST	Maintenance of Measuring and Regulating Station Equipment	865	$ 876	$ 1,316	$ 1,380	$ 1,200	$ 1,548	$ 1,600
253	A_6010130-Labor Exempt NonProd	Maintenance of Measuring and Regulating Station Equipment	865	$ 355	$ 93	$ 615	$ 206	$ 387	$ 368
254	A_6010210-Labor NonExm ST	Maintenance of Measuring and Regulating Station Equipment	865	$ 8,238	$ 6,511	$ 7,460	$ 5,813	$ 9,893	$ 9,116
255	A_6010220-Labor NonExm OT	Maintenance of Measuring and Regulating Station Equipment	865	$ 2,599	$ 2,459	$ 2,684	$ 2,039	$ 3,505	$ 2,562
256	A_6010230-Labor NonExm NonProd	Maintenance of Measuring and Regulating Station Equipment	865	$ 367	$ 917	$ 3,773	$ 1,914	$ 838	$ 1,575
257	A_6010910-Labor OffCycle Bonus	Maintenance of Measuring and Regulating Station Equipment	865	$ 2	$ -	$ -	$ 13	$ -	$ -
258	A_6030010-EE ProfDue Subs Fees	Maintenance of Measuring and Regulating Station Equipment	865	$ 1	$ -	$ -	$ -	$ -	$ -
259	A_6030040-EE Meals 50% Deduct	Maintenance of Measuring and Regulating Station Equipment	865	$ 1	$ 0	$ -	$ -	$ -	$ -
260	A_6030060-EE Shoes Uniforms	Maintenance of Measuring and Regulating Station Equipment	865	$ -	$ 29	$ -	$ 1,212	$ 42	$ -
261	A_6030070-EE Training	Maintenance of Measuring and Regulating Station Equipment	865	$ 50	$ 6	$ 28	$ 110	$ (27)	$ -
262	A_6030091-EE Apprec and Gifts	Maintenance of Measuring and Regulating Station Equipment	865	$ -	$ -	$ -	$ -	$ -	$ -
263	A_6030800-EE Miscellaneous	Maintenance of Measuring and Regulating Station Equipment	865	$ 19	$ -	$ -	$ -	$ -	$ -
264	A_6100070-Consultants-Mgmt	Maintenance of Measuring and Regulating Station Equipment	865	$ -	$ 39	$ 43	$ -	$ -	$ -
265	A_6100080-Consultants-Other	Maintenance of Measuring and Regulating Station Equipment	865	$ 1,213	$ 1,556	$ 663	$ 929	$ 994	$ 597
266	A_6100100-Contractor Services	Maintenance of Measuring and Regulating Station Equipment	865	$ -	$ -	$ -	$ 9,000	$ -	$ -
267	A_6400100-M&S OS Purchases	Maintenance of Measuring and Regulating Station Equipment	865	$ 733	$ 3,766	$ 1,034	$ -	$ 4,294	$ 118
268	A_6400500-M&S Parts	Maintenance of Measuring and Regulating Station Equipment	865	$ -	$ 801	$ -	$ -	$ -	$ -
269	A_6401000-M&S Inven Issue	Maintenance of Measuring and Regulating Station Equipment	865	$ 821	$ 400	$ -	$ -	$ -	$ -
270	A_6790230-Postage Ship Courier	Maintenance of Measuring and Regulating Station Equipment	865	$ -	$ 48	$ -	$ -	$ -	$ -
271	A_6790320-Fleet Allocation	Maintenance of Measuring and Regulating Station Equipment	865	$ 1,259	$ 1,066	$ 1,543	$ 1,163	$ 1,989	$ 2,829
272	A_6790321-Stores Allocation	Maintenance of Measuring and Regulating Station Equipment	865	$ 118	$ 83	$ 95	$ -	$ 180	$ 7
273	A_6790322-Small Tools Alloc	Maintenance of Measuring and Regulating Station Equipment	865	$ 84	$ 77	$ 24	$ -	$ 323	$ 2
274	**Total Transmission Maintenance Expenses**			**$ 129,065**	**$ 117,405**	**$ 128,585**	**$ 138,318**	**$ 119,259**	**$ 131,996**
275									
276	**Total Transmission O&M**			**$ 832,558**	**$ 773,982**	**$ (18,286,382)**	**$ (14,760,684)**	**$ 723,827**	**$ 1,774,802**
277									

NMGC Exhibit ECB-5
Page 301 of 596

NEW MEXICO GAS COMPANY, INC.

Operations and Maintenance Summary
Base Period - 12 Months Ending March 31, 2023
Future Test Year - 12 Months Ending September 30, 2025

	A	B	C	P	Q	R	S	T	U
3	Description	Account Name	FERC Acct	Total Company Unadjusted Base Period Ending 3/31/2023	Base Period Adjustments	Adjusted Base Period	Removal of Separately Forecasted Items (To be added back Later)	Remaining Base Period O&M to be Escalated	Escalated Linkage 1 - Results of Pure Escalation of 3.93%
249	A_6790210-Permitting	Maintenance of Compressor Station Equipment	864	$ 500	$ -	$ 500	$ -	$ 500	$ 520
250	A_6010000-1001/A6010000	Maintenance of Measuring and Regulating Station Equipment	865	$ 201	$ 11	$ 212	$ (212)	$ -	$ -
251	A_6010010-1001/R6010010	Maintenance of Measuring and Regulating Station Equipment	865	$ 1	$ 0	$ 1	$ (1)	$ -	$ -
252	A_6010110-Labor Exempt ST	Maintenance of Measuring and Regulating Station Equipment	865	$ 16,048	$ 2,165	$ 18,213	$ (18,213)	$ -	$ -
253	A_6010130-Labor Exempt NonProd	Maintenance of Measuring and Regulating Station Equipment	865	$ 5,187	$ 285	$ 5,473	$ (5,473)	$ -	$ -
254	A_6010210-Labor NonExm ST	Maintenance of Measuring and Regulating Station Equipment	865	$ 98,699	$ 13,315	$ 112,013	$ (112,013)	$ -	$ -
255	A_6010220-Labor NonExm OT	Maintenance of Measuring and Regulating Station Equipment	865	$ 33,294	$ (5,315)	$ 27,978	$ (27,978)	$ -	$ -
256	A_6010230-Labor NonExm NonProd	Maintenance of Measuring and Regulating Station Equipment	865	$ 19,611	$ 1,078	$ 20,689	$ (20,689)	$ -	$ -
257	A_6010910-Labor OffCycle Bonus	Maintenance of Measuring and Regulating Station Equipment	865	$ 16	$ 1	$ 17	$ (17)	$ -	$ -
258	A_6030010-EE ProfDue Subs Fees	Maintenance of Measuring and Regulating Station Equipment	865	$ 1	$ -	$ 1	$ -	$ 1	$ 1
259	A_6030040-EE Meals 50% Deduct	Maintenance of Measuring and Regulating Station Equipment	865	$ 1	$ -	$ 1	$ -	$ 1	$ 1
260	A_6030060-EE Shoes Uniforms	Maintenance of Measuring and Regulating Station Equipment	865	$ 1,360	$ -	$ 1,360	$ -	$ 1,360	$ 1,414
261	A_6030070-EE Training	Maintenance of Measuring and Regulating Station Equipment	865	$ 235	$ -	$ 235	$ -	$ 235	$ 244
262	A_6030091-EE Apprec and Gifts	Maintenance of Measuring and Regulating Station Equipment	865	$ 0	$ -	$ 0	$ -	$ 0	$ 1
263	A_6030800-EE Miscellaneous	Maintenance of Measuring and Regulating Station Equipment	865	$ 267	$ -	$ 267	$ -	$ 267	$ 278
264	A_6100070-Consultants-Mgmt	Maintenance of Measuring and Regulating Station Equipment	865	$ 82	$ -	$ 82	$ -	$ 82	$ 86
265	A_6100080-Consultants-Other	Maintenance of Measuring and Regulating Station Equipment	865	$ 10,402	$ -	$ 10,402	$ -	$ 10,402	$ 10,811
266	A_6100100-Contractor Services	Maintenance of Measuring and Regulating Station Equipment	865	$ 17,602	$ -	$ 17,602	$ -	$ 17,602	$ 18,295
267	A_6400100-M&S OS Purchases	Maintenance of Measuring and Regulating Station Equipment	865	$ 17,810	$ -	$ 17,810	$ -	$ 17,810	$ 18,510
268	A_6400500-M&S Parts	Maintenance of Measuring and Regulating Station Equipment	865	$ 801	$ -	$ 801	$ -	$ 801	$ 832
269	A_6401000-M&S Inven Issue	Maintenance of Measuring and Regulating Station Equipment	865	$ 17,382	$ -	$ 17,382	$ -	$ 17,382	$ 18,065
270	A_6790230-Postage Ship Courier	Maintenance of Measuring and Regulating Station Equipment	865	$ 48	$ -	$ 48	$ -	$ 48	$ 50
271	A_6790320-Fleet Allocation	Maintenance of Measuring and Regulating Station Equipment	865	$ 20,003	$ -	$ 20,003	$ -	$ 20,003	$ 20,789
272	A_6790321-Stores Allocation	Maintenance of Measuring and Regulating Station Equipment	865	$ 1,831	$ -	$ 1,831	$ -	$ 1,831	$ 1,903
273	A_6790322-Small Tools Alloc	Maintenance of Measuring and Regulating Station Equipment	865	$ 987	$ -	$ 987	$ -	$ 987	$ 1,026
274	**Total Transmission Maintenance Expenses**			**$ 1,491,276**	**$ 53,904**	**$ 1,545,180**	**$ (767,149)**	**$ 778,030**	**$ 808,623**
275									
276	**Total Transmission O&M**			**$ (24,551,432)**	**$ 30,556,629**	**$ 6,005,197**	**$ (4,577,580)**	**$ 1,427,617**	**$ 1,483,753**
277									

NMGC Exhibit ECB-5
Page 302 of 596

Sponsored by NMGC Witness Erik C. Buchanan

630 Schedule H-1.2 BaseLink 1 2

NEW MEXICO GAS COMPANY, INC.

Operations and Maintenance Summary
Base Period - 12 Months Ending March 31, 2023
Future Test Year - 12 Months Ending September 30, 2025

	A	B	C	V	W	X	Y	Z	AA
3	Description	Account Name	FERC Acct	Total Linkage 1 Period Separately Forecasted Items	4/30/2023	5/31/2023	6/30/2023	7/31/2023	8/31/2023
249	A_6790210-Permitting	Maintenance of Compressor Station Equipment	864	$ -	$ 43	$ 43	$ 43	$ 43	$ 43
250	A_6010000-1001/A6010000	Maintenance of Measuring and Regulating Station Equipment	865	$ 216	$ 18	$ 18	$ 18	$ 18	$ 18
251	A_6010010-1001/R6010010	Maintenance of Measuring and Regulating Station Equipment	865	$ 1	$ 0	$ 0	$ 0	$ 0	$ 0
252	A_6010110-Labor Exempt ST	Maintenance of Measuring and Regulating Station Equipment	865	$ 18,532	$ 1,544	$ 1,544	$ 1,544	$ 1,544	$ 1,544
253	A_6010130-Labor Exempt NonProd	Maintenance of Measuring and Regulating Station Equipment	865	$ 5,568	$ 464	$ 464	$ 464	$ 464	$ 464
254	A_6010210-Labor NonExm ST	Maintenance of Measuring and Regulating Station Equipment	865	$ 113,973	$ 9,498	$ 9,498	$ 9,498	$ 9,498	$ 9,498
255	A_6010220-Labor NonExm OT	Maintenance of Measuring and Regulating Station Equipment	865	$ 28,468	$ 2,372	$ 2,372	$ 2,372	$ 2,372	$ 2,372
256	A_6010230-Labor NonExm NonProd	Maintenance of Measuring and Regulating Station Equipment	865	$ 21,052	$ 1,754	$ 1,754	$ 1,754	$ 1,754	$ 1,754
257	A_6010910-Labor OffCycle Bonus	Maintenance of Measuring and Regulating Station Equipment	865	$ 17	$ 1	$ 1	$ 1	$ 1	$ 1
258	A_6030010-EE ProfDue Subs Fees	Maintenance of Measuring and Regulating Station Equipment	865	$ -	$ 0	$ 0	$ 0	$ 0	$ 0
259	A_6030040-EE Meals 50% Deduct	Maintenance of Measuring and Regulating Station Equipment	865	$ -	$ 0	$ 0	$ 0	$ 0	$ 0
260	A_6030060-EE Shoes Uniforms	Maintenance of Measuring and Regulating Station Equipment	865	$ -	$ 118	$ 118	$ 118	$ 118	$ 118
261	A_6030070-EE Training	Maintenance of Measuring and Regulating Station Equipment	865	$ -	$ 20	$ 20	$ 20	$ 20	$ 20
262	A_6030091-EE Apprec and Gifts	Maintenance of Measuring and Regulating Station Equipment	865	$ -	$ 0	$ 0	$ 0	$ 0	$ 0
263	A_6030800-EE Miscellaneous	Maintenance of Measuring and Regulating Station Equipment	865	$ -	$ 23	$ 23	$ 23	$ 23	$ 23
264	A_6100070-Consultants-Mgmt	Maintenance of Measuring and Regulating Station Equipment	865	$ -	$ 7	$ 7	$ 7	$ 7	$ 7
265	A_6100080-Consultants-Other	Maintenance of Measuring and Regulating Station Equipment	865	$ -	$ 901	$ 901	$ 901	$ 901	$ 901
266	A_6100100-Contractor Services	Maintenance of Measuring and Regulating Station Equipment	865	$ -	$ 1,525	$ 1,525	$ 1,525	$ 1,525	$ 1,525
267	A_6400100-M&S OS Purchases	Maintenance of Measuring and Regulating Station Equipment	865	$ -	$ 1,543	$ 1,543	$ 1,543	$ 1,543	$ 1,543
268	A_6400500-M&S Parts	Maintenance of Measuring and Regulating Station Equipment	865	$ -	$ 69	$ 69	$ 69	$ 69	$ 69
269	A_6401000-M&S Inven Issue	Maintenance of Measuring and Regulating Station Equipment	865	$ -	$ 1,505	$ 1,505	$ 1,505	$ 1,505	$ 1,505
270	A_6790230-Postage Ship Courier	Maintenance of Measuring and Regulating Station Equipment	865	$ -	$ 4	$ 4	$ 4	$ 4	$ 4
271	A_6790320-Fleet Allocation	Maintenance of Measuring and Regulating Station Equipment	865	$ -	$ 1,732	$ 1,732	$ 1,732	$ 1,732	$ 1,732
272	A_6790321-Stores Allocation	Maintenance of Measuring and Regulating Station Equipment	865	$ -	$ 159	$ 159	$ 159	$ 159	$ 159
273	A_6790322-Small Tools Alloc	Maintenance of Measuring and Regulating Station Equipment	865	$ -	$ 85	$ 85	$ 85	$ 85	$ 85
274	**Total Transmission Maintenance Expenses**			**$ 780,575**	**$ 132,433**	**$ 132,433**	**$ 132,433**	**$ 132,433**	**$ 132,433**
275									
276	**Total Transmission O&M**			**$ 5,643,766**	**$ 593,960**	**$ 593,960**	**$ 593,960**	**$ 593,960**	**$ 593,960**
277									

NMGC Exhibit ECB-5
Page 303 of 596

NEW MEXICO GAS COMPANY, INC.

Operations and Maintenance Summary
Base Period - 12 Months Ending March 31, 2023
Future Test Year - 12 Months Ending September 30, 2025

	A	B	C	AB	AC	AD	AE	AF	AG
3	Description	Account Name	FERC Acct	9/30/2023	10/31/2023	11/30/2023	12/31/2023	1/31/2024	2/29/2024
249	A_6790210-Permitting	Maintenance of Compressor Station Equipment	864	$ 43	$ 43	$ 43	$ 43	$ 43	$ 43
250	A_6010000-1001/A6010000	Maintenance of Measuring and Regulating Station Equipment	865	$ 18	$ 18	$ 18	$ 18	$ 18	$ 18
251	A_6010010-1001/R6010010	Maintenance of Measuring and Regulating Station Equipment	865	$ 0	$ 0	$ 0	$ 0	$ 0	$ 0
252	A_6010110-Labor Exempt ST	Maintenance of Measuring and Regulating Station Equipment	865	$ 1,544	$ 1,544	$ 1,544	$ 1,544	$ 1,544	$ 1,544
253	A_6010130-Labor Exempt NonProd	Maintenance of Measuring and Regulating Station Equipment	865	$ 464	$ 464	$ 464	$ 464	$ 464	$ 464
254	A_6010210-Labor NonExm ST	Maintenance of Measuring and Regulating Station Equipment	865	$ 9,498	$ 9,498	$ 9,498	$ 9,498	$ 9,498	$ 9,498
255	A_6010220-Labor NonExm OT	Maintenance of Measuring and Regulating Station Equipment	865	$ 2,372	$ 2,372	$ 2,372	$ 2,372	$ 2,372	$ 2,372
256	A_6010230-Labor NonExm NonProd	Maintenance of Measuring and Regulating Station Equipment	865	$ 1,754	$ 1,754	$ 1,754	$ 1,754	$ 1,754	$ 1,754
257	A_6010910-Labor OffCycle Bonus	Maintenance of Measuring and Regulating Station Equipment	865	$ 1	$ 1	$ 1	$ 1	$ 1	$ 1
258	A_6030010-EE ProfDue Subs Fees	Maintenance of Measuring and Regulating Station Equipment	865	$ 0	$ 0	$ 0	$ 0	$ 0	$ 0
259	A_6030040-EE Meals 50% Deduct	Maintenance of Measuring and Regulating Station Equipment	865	$ 0	$ 0	$ 0	$ 0	$ 0	$ 0
260	A_6030060-EE Shoes Uniforms	Maintenance of Measuring and Regulating Station Equipment	865	$ 118	$ 118	$ 118	$ 118	$ 118	$ 118
261	A_6030070-EE Training	Maintenance of Measuring and Regulating Station Equipment	865	$ 20	$ 20	$ 20	$ 20	$ 20	$ 20
262	A_6030091-EE Apprec and Gifts	Maintenance of Measuring and Regulating Station Equipment	865	$ 0	$ 0	$ 0	$ 0	$ 0	$ 0
263	A_6030800-EE Miscellaneous	Maintenance of Measuring and Regulating Station Equipment	865	$ 23	$ 23	$ 23	$ 23	$ 23	$ 23
264	A_6100070-Consultants-Mgmt	Maintenance of Measuring and Regulating Station Equipment	865	$ 7	$ 7	$ 7	$ 7	$ 7	$ 7
265	A_6100080-Consultants-Other	Maintenance of Measuring and Regulating Station Equipment	865	$ 901	$ 901	$ 901	$ 901	$ 901	$ 901
266	A_6100100-Contractor Services	Maintenance of Measuring and Regulating Station Equipment	865	$ 1,525	$ 1,525	$ 1,525	$ 1,525	$ 1,525	$ 1,525
267	A_6400100-M&S OS Purchases	Maintenance of Measuring and Regulating Station Equipment	865	$ 1,543	$ 1,543	$ 1,543	$ 1,543	$ 1,543	$ 1,543
268	A_6400500-M&S Parts	Maintenance of Measuring and Regulating Station Equipment	865	$ 69	$ 69	$ 69	$ 69	$ 69	$ 69
269	A_6401000-M&S Inven Issue	Maintenance of Measuring and Regulating Station Equipment	865	$ 1,505	$ 1,505	$ 1,505	$ 1,505	$ 1,505	$ 1,505
270	A_6790230-Postage Ship Courier	Maintenance of Measuring and Regulating Station Equipment	865	$ 4	$ 4	$ 4	$ 4	$ 4	$ 4
271	A_6790320-Fleet Allocation	Maintenance of Measuring and Regulating Station Equipment	865	$ 1,732	$ 1,732	$ 1,732	$ 1,732	$ 1,732	$ 1,732
272	A_6790321-Stores Allocation	Maintenance of Measuring and Regulating Station Equipment	865	$ 159	$ 159	$ 159	$ 159	$ 159	$ 159
273	A_6790322-Small Tools Alloc	Maintenance of Measuring and Regulating Station Equipment	865	$ 85	$ 85	$ 85	$ 85	$ 85	$ 85
274	**Total Transmission Maintenance Expenses**			**$ 132,433**	**$ 132,433**	**$ 132,433**	**$ 132,433**	**$ 132,433**	**$ 132,433**
275									
276	**Total Transmission O&M**			**$ 593,960**	**$ 593,960**	**$ 593,960**	**$ 593,960**	**$ 593,960**	**$ 593,960**
277									

NMGC Exhibit ECB-5
Page 304 of 596

NEW MEXICO GAS COMPANY, INC.

Operations and Maintenance Summary
Base Period - 12 Months Ending March 31, 2023
Future Test Year - 12 Months Ending September 30, 2025

	A	B	C	AH	AI	AJ	AK	AL	AM
3	Description	Account Name	FERC Acct	3/31/2024	Linkage 1 Ending 3/31/2024	Escalated Linkage 2 - Results of Pure Escalation of 1.62%	Total Linkage 2 Period Separately Forecasted Items	4/1/2024	5/1/2024
249	A_6790210-Permitting	Maintenance of Compressor Station Equipment	864	$ 43	$ 520	$ 528	$ -	$ 45	$ 45
250	A_6010000-1001/A6010000	Maintenance of Measuring and Regulating Station Equipment	865	$ 18	$ 216	$ -	$ 219	$ 19	$ 19
251	A_6010010-1001/R6010010	Maintenance of Measuring and Regulating Station Equipment	865	$ 0	$ 1	$ -	$ 1	$ 0	$ 0
252	A_6010110-Labor Exempt ST	Maintenance of Measuring and Regulating Station Equipment	865	$ 1,544	$ 18,532	$ -	$ 18,850	$ 1,597	$ 1,597
253	A_6010130-Labor Exempt NonProd	Maintenance of Measuring and Regulating Station Equipment	865	$ 464	$ 5,568	$ -	$ 5,664	$ 480	$ 480
254	A_6010210-Labor NonExm ST	Maintenance of Measuring and Regulating Station Equipment	865	$ 9,498	$ 113,973	$ -	$ 115,934	$ 9,824	$ 9,824
255	A_6010220-Labor NonExm OT	Maintenance of Measuring and Regulating Station Equipment	865	$ 2,372	$ 28,468	$ -	$ 28,957	$ 2,454	$ 2,454
256	A_6010230-Labor NonExm NonProd	Maintenance of Measuring and Regulating Station Equipment	865	$ 1,754	$ 21,052	$ -	$ 21,414	$ 1,815	$ 1,815
257	A_6010910-Labor OffCycle Bonus	Maintenance of Measuring and Regulating Station Equipment	865	$ 1	$ 17	$ -	$ 17	$ 1	$ 1
258	A_6030010-EE ProfDue Subs Fees	Maintenance of Measuring and Regulating Station Equipment	865	$ 0	$ 1	$ 1	$ -	$ 0	$ 0
259	A_6030040-EE Meals 50% Deduct	Maintenance of Measuring and Regulating Station Equipment	865	$ 0	$ 1	$ 1	$ -	$ 0	$ 0
260	A_6030060-EE Shoes Uniforms	Maintenance of Measuring and Regulating Station Equipment	865	$ 118	$ 1,414	$ 1,437	$ -	$ 122	$ 122
261	A_6030070-EE Training	Maintenance of Measuring and Regulating Station Equipment	865	$ 20	$ 244	$ 248	$ -	$ 21	$ 21
262	A_6030091-EE Apprec and Gifts	Maintenance of Measuring and Regulating Station Equipment	865	$ 0	$ 1	$ 1	$ -	$ 0	$ 0
263	A_6030800-EE Miscellaneous	Maintenance of Measuring and Regulating Station Equipment	865	$ 23	$ 278	$ 282	$ -	$ 24	$ 24
264	A_6100070-Consultants-Mgmt	Maintenance of Measuring and Regulating Station Equipment	865	$ 7	$ 86	$ 87	$ -	$ 7	$ 7
265	A_6100080-Consultants-Other	Maintenance of Measuring and Regulating Station Equipment	865	$ 901	$ 10,811	$ 10,986	$ -	$ 930	$ 930
266	A_6100100-Contractor Services	Maintenance of Measuring and Regulating Station Equipment	865	$ 1,525	$ 18,295	$ 18,591	$ -	$ 1,574	$ 1,574
267	A_6400100-M&S OS Purchases	Maintenance of Measuring and Regulating Station Equipment	865	$ 1,543	$ 18,510	$ 18,811	$ -	$ 1,593	$ 1,593
268	A_6400500-M&S Parts	Maintenance of Measuring and Regulating Station Equipment	865	$ 69	$ 832	$ 846	$ -	$ 72	$ 72
269	A_6401000-M&S Inven Issue	Maintenance of Measuring and Regulating Station Equipment	865	$ 1,505	$ 18,065	$ 18,358	$ -	$ 1,554	$ 1,554
270	A_6790230-Postage Ship Courier	Maintenance of Measuring and Regulating Station Equipment	865	$ 4	$ 50	$ 51	$ -	$ 4	$ 4
271	A_6790320-Fleet Allocation	Maintenance of Measuring and Regulating Station Equipment	865	$ 1,732	$ 20,789	$ 21,126	$ -	$ 1,789	$ 1,789
272	A_6790321-Stores Allocation	Maintenance of Measuring and Regulating Station Equipment	865	$ 159	$ 1,903	$ 1,933	$ -	$ 164	$ 164
273	A_6790322-Small Tools Alloc	Maintenance of Measuring and Regulating Station Equipment	865	$ 85	$ 1,026	$ 1,042	$ -	$ 88	$ 88
274	**Total Transmission Maintenance Expenses**			**$ 132,433**	**$ 1,589,198**	**$ 821,748**	**$ 794,000**	**$ 136,858**	**$ 136,858**
275									
276	**Total Transmission O&M**			**$ 593,960**	**$ 7,127,518**	**$ 1,507,834**	**$ 5,339,520**	**$ 547,266**	**$ 547,266**
277									

NMGC Exhibit ECB-5
Page 305 of 596

NEW MEXICO GAS COMPANY, INC.

Operations and Maintenance Summary
Base Period - 12 Months Ending March 31, 2023
Future Test Year - 12 Months Ending September 30, 2025

	A	B	C	AN	AO	AP	AQ	AR
3	Description	Account Name	FERC Acct	6/1/2024	7/1/2024	8/1/2024	9/1/2024	Linkage 2 Ending 9/30/2024
249	A_6790210-Permitting	Maintenance of Compressor Station Equipment	864	$ 45	$ 45	$ 45	$ 45	$ 528
250	A_6010000-1001/A6010000	Maintenance of Measuring and Regulating Station Equipment	865	$ 19	$ 19	$ 19	$ 19	$ 219
251	A_6010010-1001/R6010010	Maintenance of Measuring and Regulating Station Equipment	865	$ 0	$ 0	$ 0	$ 0	$ 1
252	A_6010110-Labor Exempt ST	Maintenance of Measuring and Regulating Station Equipment	865	$ 1,597	$ 1,597	$ 1,597	$ 1,597	$ 18,850
253	A_6010130-Labor Exempt NonProd	Maintenance of Measuring and Regulating Station Equipment	865	$ 480	$ 480	$ 480	$ 480	$ 5,664
254	A_6010210-Labor NonExm ST	Maintenance of Measuring and Regulating Station Equipment	865	$ 9,824	$ 9,824	$ 9,824	$ 9,824	$ 115,934
255	A_6010220-Labor NonExm OT	Maintenance of Measuring and Regulating Station Equipment	865	$ 2,454	$ 2,454	$ 2,454	$ 2,454	$ 28,957
256	A_6010230-Labor NonExm NonProd	Maintenance of Measuring and Regulating Station Equipment	865	$ 1,815	$ 1,815	$ 1,815	$ 1,815	$ 21,414
257	A_6010910-Labor OffCycle Bonus	Maintenance of Measuring and Regulating Station Equipment	865	$ 1	$ 1	$ 1	$ 1	$ 17
258	A_6030010-EE ProfDue Subs Fees	Maintenance of Measuring and Regulating Station Equipment	865	$ 0	$ 0	$ 0	$ 0	$ 1
259	A_6030040-EE Meals 50% Deduct	Maintenance of Measuring and Regulating Station Equipment	865	$ 0	$ 0	$ 0	$ 0	$ 1
260	A_6030060-EE Shoes Uniforms	Maintenance of Measuring and Regulating Station Equipment	865	$ 122	$ 122	$ 122	$ 122	$ 1,437
261	A_6030070-EE Training	Maintenance of Measuring and Regulating Station Equipment	865	$ 21	$ 21	$ 21	$ 21	$ 248
262	A_6030091-EE Apprec and Gifts	Maintenance of Measuring and Regulating Station Equipment	865	$ 0	$ 0	$ 0	$ 0	$ 1
263	A_6030800-EE Miscellaneous	Maintenance of Measuring and Regulating Station Equipment	865	$ 24	$ 24	$ 24	$ 24	$ 282
264	A_6100070-Consultants-Mgmt	Maintenance of Measuring and Regulating Station Equipment	865	$ 7	$ 7	$ 7	$ 7	$ 87
265	A_6100080-Consultants-Other	Maintenance of Measuring and Regulating Station Equipment	865	$ 930	$ 930	$ 930	$ 930	$ 10,986
266	A_6100100-Contractor Services	Maintenance of Measuring and Regulating Station Equipment	865	$ 1,574	$ 1,574	$ 1,574	$ 1,574	$ 18,591
267	A_6400100-M&S OS Purchases	Maintenance of Measuring and Regulating Station Equipment	865	$ 1,593	$ 1,593	$ 1,593	$ 1,593	$ 18,811
268	A_6400500-M&S Parts	Maintenance of Measuring and Regulating Station Equipment	865	$ 72	$ 72	$ 72	$ 72	$ 846
269	A_6401000-M&S Inven Issue	Maintenance of Measuring and Regulating Station Equipment	865	$ 1,554	$ 1,554	$ 1,554	$ 1,554	$ 18,358
270	A_6790230-Postage Ship Courier	Maintenance of Measuring and Regulating Station Equipment	865	$ 4	$ 4	$ 4	$ 4	$ 51
271	A_6790320-Fleet Allocation	Maintenance of Measuring and Regulating Station Equipment	865	$ 1,789	$ 1,789	$ 1,789	$ 1,789	$ 21,126
272	A_6790321-Stores Allocation	Maintenance of Measuring and Regulating Station Equipment	865	$ 164	$ 164	$ 164	$ 164	$ 1,933
273	A_6790322-Small Tools Alloc	Maintenance of Measuring and Regulating Station Equipment	865	$ 88	$ 88	$ 88	$ 88	$ 1,042
274	**Total Transmission Maintenance Expenses**			**$ 136,858**	**$ 136,858**	**$ 136,858**	**$ 136,858**	**$ 1,615,747**
275								
276	**Total Transmission O&M**			**$ 547,266**	**$ 547,266**	**$ 547,266**	**$ 547,266**	**$ 6,847,355**
277								

NMGC Exhibit ECB-5
Page 306 of 596

NEW MEXICO GAS COMPANY, INC.

Operations and Maintenance Summary
Base Period - 12 Months Ending March 31, 2023
Future Test Year - 12 Months Ending September 30, 2025

	A	B	C	D	E	F	G	H	I
3	Description	Account Name	FERC Acct	4/30/2022	5/31/2022	6/30/2022	7/31/2022	8/31/2022	9/30/2022
278	**Distribution Expenses - Operation:**								
279	A_6010000-1001/A6010000	Operation Supervision and Engineering	870	$ 142	$ 9	$ (9)	$ 162	$ 0	$ 123
280	A_6010010-1001/R6010000	Operation Supervision and Engineering	870	$ 27	$ -	$ -	$ 123	$ 19	$ -
281	A_6010110-Labor Exempt ST	Operation Supervision and Engineering	870	$ 110,415	$ 122,619	$ 108,116	$ 98,735	$ 125,993	$ 100,592
282	A_6010130-Labor Exempt NonProd	Operation Supervision and Engineering	870	$ 28,985	$ 27,392	$ 32,334	$ 28,588	$ 16,968	$ 44,029
283	A_6010210-Labor NonExm ST	Operation Supervision and Engineering	870	$ 94,768	$ 129,022	$ 120,457	$ 105,033	$ 122,442	$ 91,396
284	A_6010220-Labor NonExm OT	Operation Supervision and Engineering	870	$ 19,185	$ 25,050	$ 27,380	$ 26,018	$ 27,213	$ 20,551
285	A_6010230-Labor NonExm NonProd	Operation Supervision and Engineering	870	$ 21,720	$ 9,106	$ 29,124	$ 22,407	$ 16,714	$ 22,426
286	A_6010400-Labor Severance	Operation Supervision and Engineering	870	$ -	$ -	$ 5,000	$ -	$ -	$ -
287	A_6010910-Labor OffCycle Bonus	Operation Supervision and Engineering	870	$ 472	$ -	$ -	$ 50	$ -	$ -
288	A_6030010-EE ProfDue Subs Fees	Operation Supervision and Engineering	870	$ -	$ 235	$ 203	$ -	$ -	$ 1,004
289	A_6030040-EE Meals 50% Deduct	Operation Supervision and Engineering	870	$ 3,404	$ 3,094	$ 2,281	$ 1,325	$ 2,403	$ 2,961
290	A_6030050-EE Mileage	Operation Supervision and Engineering	870	$ -	$ -	$ 49	$ -	$ -	$ -
291	A_6030060-EE Shoes Uniforms	Operation Supervision and Engineering	870	$ 207	$ 263	$ 468	$ 449	$ 178	$ 125
292	A_6030070-EE Training	Operation Supervision and Engineering	870	$ -	$ 2,252	$ 315	$ 1,550	$ -	$ 63
293	A_6030080-EE Travel Lodging	Operation Supervision and Engineering	870	$ 2,142	$ 951	$ 952	$ 348	$ 1,403	$ 3,301
294	A_6030091-EE Apprec and Gifts	Operation Supervision and Engineering	870	$ -	$ 46	$ -	$ -	$ 9	$ -
295	A_6030800-EE Miscellaneous	Operation Supervision and Engineering	870	$ 860	$ 208	$ 222	$ 25	$ 458	$ 739
296	A_6100070-Consultants-Mgmt	Operation Supervision and Engineering	870	$ 18	$ -	$ -	$ -	$ -	$ -
297	A_6100080-Consultants-Other	Operation Supervision and Engineering	870	$ -	$ -	$ 237	$ -	$ 341	$ -
298	A_6100100-Contractor Services	Operation Supervision and Engineering	870	$ -	$ -	$ -	$ 1,645	$ 6,443	$ 4,337
299	A_6100150-Printing	Operation Supervision and Engineering	870	$ -	$ -	$ -	$ 444	$ -	$ -
300	A_6400010-M&S FurnOffEquip	Operation Supervision and Engineering	870	$ -	$ -	$ 92	$ -	$ 230	$ -
301	A_6400020-M&S Gen Office	Operation Supervision and Engineering	870	$ 1,215	$ 199	$ 584	$ 1,072	$ 2,673	$ 942
302	A_6400070-M&S Safety	Operation Supervision and Engineering	870	$ -	$ -	$ -	$ -	$ -	$ -
303	A_6400080-M&S Vehicle Fuel	Operation Supervision and Engineering	870	$ -	$ -	$ -	$ -	$ -	$ 17
304	A_6400100-M&S OS Purchases	Operation Supervision and Engineering	870	$ 45	$ 47	$ -	$ 1,107	$ -	$ 956
305	A_6400500-M&S Parts	Operation Supervision and Engineering	870	$ -	$ -	$ -	$ -	$ -	$ -
306	A_6400510-M&S Small Tools	Operation Supervision and Engineering	870	$ 8	$ 238	$ -	$ -	$ 103	$ -
307	A_6401000-M&S Inven Issue	Operation Supervision and Engineering	870	$ 103	$ -	$ -	$ -	$ -	$ -
308	A_6500010-Transport-Vehicle	Operation Supervision and Engineering	870	$ 30	$ -	$ -	$ -	$ 30	$ 42
309	A_6730030-Utilities-Telecom	Operation Supervision and Engineering	870	$ 106	$ -	$ -	$ -	$ -	$ -
310	A_6730800-Utilities-Other	Operation Supervision and Engineering	870	$ -	$ -	$ -	$ -	$ -	$ -
311	A_6790199-Fees-Miscellaneous	Operation Supervision and Engineering	870	$ -	$ 10	$ 52	$ -	$ 3	$ 7
312	A_6790210-Permitting	Operation Supervision and Engineering	870	$ -	$ -	$ -	$ 500	$ 855	$ -
313	A_6790230-Postage Ship Courier	Operation Supervision and Engineering	870	$ 27	$ 27	$ 178	$ -	$ 110	$ 51
314	A_6790320-Fleet Allocation	Operation Supervision and Engineering	870	$ 24,670	$ 32,080	$ 24,759	$ 26,413	$ 29,293	$ 23,534
315	A_6790321-Stores Allocation	Operation Supervision and Engineering	870	$ 10	$ 8	$ -	$ 67	$ -	$ 40
316	A_6790322-Small Tools Alloc	Operation Supervision and Engineering	870	$ 5	$ 2	$ -	$ 19	$ -	$ 14
317	A_6010000-1001/A6010000	Mains and Services Expenses	874	$ 516	$ 21	$ 358	$ 59	$ 0	$ 10
318	A_6010010-1001/R6010000	Mains and Services Expenses	874	$ 84	$ -	$ -	$ 75	$ 50	$ -
319	A_6010110-Labor Exempt ST	Mains and Services Expenses	874	$ 19,583	$ 25,885	$ 22,775	$ 22,609	$ 23,008	$ 19,626
320	A_6010130-Labor Exempt NonProd	Mains and Services Expenses	874	$ 4,783	$ 2,574	$ 5,911	$ 4,365	$ 3,423	$ 5,557

NMGC Exhibit ECB-5
Page 307 of 596

NEW MEXICO GAS COMPANY, INC.

Operations and Maintenance Summary
Base Period - 12 Months Ending March 31, 2023
Future Test Year - 12 Months Ending September 30, 2025

	A	B	C	J	K	L	M	N	O
3	Description	Account Name	FERC Acct	10/31/2022	11/30/2022	12/31/2022	1/31/2023	2/28/2023	3/31/2023
278	**Distribution Expenses - Operation:**								
279	A_6010000-1001/A6010000	Operation Supervision and Engineering	870	$ 92	$ 33	$ 273	$ 4	$ 595	$ 418
280	A_6010010-1001/R6010000	Operation Supervision and Engineering	870	$ 14	$ -	$ 107	$ -	$ 79	$ 42
281	A_6010110-Labor Exempt ST	Operation Supervision and Engineering	870	$ 102,915	$ 107,050	$ 87,262	$ 104,006	$ 115,156	$ 139,865
282	A_6010130-Labor Exempt NonProd	Operation Supervision and Engineering	870	$ 15,348	$ 15,068	$ 48,141	$ 32,194	$ 6,233	$ 5,740
283	A_6010210-Labor NonExm ST	Operation Supervision and Engineering	870	$ 110,617	$ 104,630	$ 77,315	$ 96,160	$ 110,584	$ 126,318
284	A_6010220-Labor NonExm OT	Operation Supervision and Engineering	870	$ 31,739	$ 34,305	$ 24,698	$ 29,004	$ 26,239	$ 26,949
285	A_6010230-Labor NonExm NonProd	Operation Supervision and Engineering	870	$ 12,415	$ 16,911	$ 39,694	$ 30,433	$ 9,989	$ 17,220
286	A_6010400-Labor Severance	Operation Supervision and Engineering	870	$ -	$ -	$ -	$ -	$ -	$ -
287	A_6010910-Labor OffCycle Bonus	Operation Supervision and Engineering	870	$ 42	$ -	$ -	$ 6,949	$ -	$ -
288	A_6030010-EE ProfDue Subs Fees	Operation Supervision and Engineering	870	$ 241	$ -	$ 275	$ -	$ 1,075	$ -
289	A_6030040-EE Meals 50% Deduct	Operation Supervision and Engineering	870	$ 3,794	$ 2,881	$ 7,072	$ 2,024	$ 4,291	$ 2,950
290	A_6030050-EE Mileage	Operation Supervision and Engineering	870	$ 226	$ 59	$ 59	$ 238	$ 119	$ 187
291	A_6030060-EE Shoes Uniforms	Operation Supervision and Engineering	870	$ -	$ 514	$ 205	$ 19,128	$ 356	$ 251
292	A_6030070-EE Training	Operation Supervision and Engineering	870	$ 2,782	$ 316	$ 2,044	$ 2,716	$ (453)	$ 258
293	A_6030080-EE Travel Lodging	Operation Supervision and Engineering	870	$ 301	$ 4,216	$ 1,886	$ 909	$ -	$ 2,129
294	A_6030091-EE Apprec and Gifts	Operation Supervision and Engineering	870	$ 90	$ -	$ 420	$ -	$ -	$ -
295	A_6030800-EE Miscellaneous	Operation Supervision and Engineering	870	$ 819	$ 1,011	$ 2,088	$ 260	$ 638	$ 756
296	A_6100070-Consultants-Mgmt	Operation Supervision and Engineering	870	$ -	$ 970	$ 754	$ -	$ -	$ -
297	A_6100080-Consultants-Other	Operation Supervision and Engineering	870	$ 1,518	$ 1,180	$ -	$ -	$ -	$ 3,791
298	A_6100100-Contractor Services	Operation Supervision and Engineering	870	$ 1,674	$ -	$ 36,245	$ 338	$ 6,062	$ 46,598
299	A_6100150-Printing	Operation Supervision and Engineering	870	$ -	$ -	$ -	$ -	$ -	$ -
300	A_6400010-M&S FurnOffEquip	Operation Supervision and Engineering	870	$ -	$ -	$ -	$ -	$ -	$ -
301	A_6400020-M&S Gen Office	Operation Supervision and Engineering	870	$ 45	$ 1,586	$ 2,008	$ 460	$ 1,471	$ 1,246
302	A_6400070-M&S Safety	Operation Supervision and Engineering	870	$ -	$ 271	$ -	$ 1,236	$ 202	$ -
303	A_6400080-M&S Vehicle Fuel	Operation Supervision and Engineering	870	$ -	$ 47	$ -	$ -	$ -	$ -
304	A_6400100-M&S OS Purchases	Operation Supervision and Engineering	870	$ -	$ 447	$ 186	$ 1,494	$ 321	$ 613
305	A_6400500-M&S Parts	Operation Supervision and Engineering	870	$ 34	$ 43	$ 17	$ 94	$ -	$ 297
306	A_6400510-M&S Small Tools	Operation Supervision and Engineering	870	$ -	$ 99	$ 323	$ -	$ 213	$ -
307	A_6401000-M&S Inven Issue	Operation Supervision and Engineering	870	$ -	$ -	$ 235	$ -	$ -	$ -
308	A_6500010-Transport-Vehicle	Operation Supervision and Engineering	870	$ 30	$ 69	$ -	$ -	$ 31	$ -
309	A_6730030-Utilities-Telecom	Operation Supervision and Engineering	870	$ -	$ -	$ -	$ -	$ -	$ -
310	A_6730800-Utilities-Other	Operation Supervision and Engineering	870	$ -	$ -	$ -	$ 3,000	$ -	$ -
311	A_6790199-Fees-Miscellaneous	Operation Supervision and Engineering	870	$ 115	$ -	$ 75	$ -	$ -	$ -
312	A_6790210-Permitting	Operation Supervision and Engineering	870	$ 500	$ -	$ -	$ -	$ -	$ -
313	A_6790230-Postage Ship Courier	Operation Supervision and Engineering	870	$ 27	$ 27	$ 27	$ 27	$ 56	$ 53
314	A_6790320-Fleet Allocation	Operation Supervision and Engineering	870	$ 22,817	$ 19,653	$ 20,610	$ 23,963	$ 26,695	$ 24,068
315	A_6790321-Stores Allocation	Operation Supervision and Engineering	870	$ -	$ 9	$ 39	$ 182	$ 13	$ 37
316	A_6790322-Small Tools Alloc	Operation Supervision and Engineering	870	$ -	$ 8	$ 10	$ 115	$ 24	$ 13
317	A_6010000-1001/A6010000	Mains and Services Expenses	874	$ 220	$ (90)	$ 316	$ 2	$ 513	$ 1,196
318	A_6010010-1001/R6010000	Mains and Services Expenses	874	$ 33	$ -	$ 116	$ -	$ 60	$ 37
319	A_6010110-Labor Exempt ST	Mains and Services Expenses	874	$ 21,356	$ 19,264	$ 14,347	$ 17,775	$ 19,044	$ 24,895
320	A_6010130-Labor Exempt NonProd	Mains and Services Expenses	874	$ 2,916	$ 7,103	$ 10,080	$ 7,150	$ 3,775	$ 2,857

NMGC Exhibit ECB-5
Page 308 of 596

NEW MEXICO GAS COMPANY, INC.

Operations and Maintenance Summary
Base Period - 12 Months Ending March 31, 2023
Future Test Year - 12 Months Ending September 30, 2025

	A	B	C	P	Q	R	S	T	U
3	Description	Account Name	FERC Acct	Total Company Unadjusted Base Period Ending 3/31/2023	Base Period Adjustments	Adjusted Base Period	Removal of Separately Forecasted Items (To be added back Later)	Remaining Base Period O&M to be Escalated	Escalated Linkage 1 - Results of Pure Escalation of 3.93%
278	**Distribution Expenses - Operation:**								
279	A_6010000-1001/A6010000	Operation Supervision and Engineering	870	$ 1,842	$ 101	$ 1,943	$ (1,943)	$ -	$ -
280	A_6010010-1001/R6010000	Operation Supervision and Engineering	870	$ 411	$ 23	$ 434	$ (434)	$ -	$ -
281	A_6010110-Labor Exempt ST	Operation Supervision and Engineering	870	$ 1,322,723	$ 178,437	$ 1,501,160	$ (1,501,160)	$ -	$ -
282	A_6010130-Labor Exempt NonProd	Operation Supervision and Engineering	870	$ 301,019	$ 16,552	$ 317,571	$ (317,571)	$ -	$ -
283	A_6010210-Labor NonExm ST	Operation Supervision and Engineering	870	$ 1,288,742	$ 173,852	$ 1,462,595	$ (1,462,595)	$ -	$ -
284	A_6010220-Labor NonExm OT	Operation Supervision and Engineering	870	$ 318,331	$ (50,823)	$ 267,508	$ (267,508)	$ -	$ -
285	A_6010230-Labor NonExm NonProd	Operation Supervision and Engineering	870	$ 248,158	$ 13,645	$ 261,803	$ (261,803)	$ -	$ -
286	A_6010400-Labor Severance	Operation Supervision and Engineering	870	$ 5,000	$ (5,000)	$ -	$ -	$ -	$ -
287	A_6010910-Labor OffCycle Bonus	Operation Supervision and Engineering	870	$ 7,513	$ 413	$ 7,926	$ (7,926)	$ -	$ -
288	A_6030010-EE ProfDue Subs Fees	Operation Supervision and Engineering	870	$ 3,033	$ -	$ 3,033	$ -	$ 3,033	$ 3,152
289	A_6030040-EE Meals 50% Deduct	Operation Supervision and Engineering	870	$ 38,479	$ -	$ 38,479	$ -	$ 38,479	$ 39,992
290	A_6030050-EE Mileage	Operation Supervision and Engineering	870	$ 937	$ -	$ 937	$ -	$ 937	$ 973
291	A_6030060-EE Shoes Uniforms	Operation Supervision and Engineering	870	$ 22,144	$ -	$ 22,144	$ -	$ 22,144	$ 23,015
292	A_6030070-EE Training	Operation Supervision and Engineering	870	$ 11,843	$ -	$ 11,843	$ -	$ 11,843	$ 12,309
293	A_6030080-EE Travel Lodging	Operation Supervision and Engineering	870	$ 18,536	$ -	$ 18,536	$ -	$ 18,536	$ 19,265
294	A_6030091-EE Apprec and Gifts	Operation Supervision and Engineering	870	$ 564	$ -	$ 564	$ -	$ 564	$ 586
295	A_6030800-EE Miscellaneous	Operation Supervision and Engineering	870	$ 8,084	$ -	$ 8,084	$ -	$ 8,084	$ 8,402
296	A_6100070-Consultants-Mgmt	Operation Supervision and Engineering	870	$ 1,742	$ -	$ 1,742	$ -	$ 1,742	$ 1,811
297	A_6100080-Consultants-Other	Operation Supervision and Engineering	870	$ 7,068	$ -	$ 7,068	$ -	$ 7,068	$ 7,345
298	A_6100100-Contractor Services	Operation Supervision and Engineering	870	$ 103,341	$ -	$ 103,341	$ -	$ 103,341	$ 107,404
299	A_6100150-Printing	Operation Supervision and Engineering	870	$ 444	$ -	$ 444	$ -	$ 444	$ 461
300	A_6400010-M&S FurnOffEquip	Operation Supervision and Engineering	870	$ 322	$ -	$ 322	$ -	$ 322	$ 335
301	A_6400020-M&S Gen Office	Operation Supervision and Engineering	870	$ 13,502	$ -	$ 13,502	$ -	$ 13,502	$ 14,033
302	A_6400070-M&S Safety	Operation Supervision and Engineering	870	$ 1,709	$ -	$ 1,709	$ -	$ 1,709	$ 1,776
303	A_6400080-M&S Vehicle Fuel	Operation Supervision and Engineering	870	$ 64	$ -	$ 64	$ -	$ 64	$ 67
304	A_6400100-M&S OS Purchases	Operation Supervision and Engineering	870	$ 5,215	$ -	$ 5,215	$ -	$ 5,215	$ 5,420
305	A_6400500-M&S Parts	Operation Supervision and Engineering	870	$ 485	$ -	$ 485	$ -	$ 485	$ 504
306	A_6400510-M&S Small Tools	Operation Supervision and Engineering	870	$ 984	$ -	$ 984	$ -	$ 984	$ 1,023
307	A_6401000-M&S Inven Issue	Operation Supervision and Engineering	870	$ 338	$ -	$ 338	$ -	$ 338	$ 351
308	A_6500010-Transport-Vehicle	Operation Supervision and Engineering	870	$ 233	$ -	$ 233	$ -	$ 233	$ 242
309	A_6730030-Utilities-Telecom	Operation Supervision and Engineering	870	$ 106	$ -	$ 106	$ -	$ 106	$ 110
310	A_6730800-Utilities-Other	Operation Supervision and Engineering	870	$ 3,000	$ -	$ 3,000	$ -	$ 3,000	$ 3,118
311	A_6790199-Fees-Miscellaneous	Operation Supervision and Engineering	870	$ 262	$ -	$ 262	$ -	$ 262	$ 273
312	A_6790210-Permitting	Operation Supervision and Engineering	870	$ 1,855	$ -	$ 1,855	$ -	$ 1,855	$ 1,928
313	A_6790230-Postage Ship Courier	Operation Supervision and Engineering	870	$ 610	$ -	$ 610	$ -	$ 610	$ 634
314	A_6790320-Fleet Allocation	Operation Supervision and Engineering	870	$ 298,557	$ -	$ 298,557	$ -	$ 298,557	$ 310,296
315	A_6790321-Stores Allocation	Operation Supervision and Engineering	870	$ 405	$ -	$ 405	$ -	$ 405	$ 421
316	A_6790322-Small Tools Alloc	Operation Supervision and Engineering	870	$ 208	$ -	$ 208	$ -	$ 208	$ 217
317	A_6010000-1001/A6010000	Mains and Services Expenses	874	$ 3,121	$ 172	$ 3,293	$ (3,293)	$ -	$ -
318	A_6010010-1001/R6010000	Mains and Services Expenses	874	$ 455	$ 25	$ 480	$ (480)	$ -	$ -
319	A_6010110-Labor Exempt ST	Mains and Services Expenses	874	$ 250,168	$ 33,748	$ 283,916	$ (283,916)	$ -	$ -
320	A_6010130-Labor Exempt NonProd	Mains and Services Expenses	874	$ 60,494	$ 3,326	$ 63,820	$ (63,820)	$ -	$ -

NMGC Exhibit ECB-5
Page 309 of 596

NEW MEXICO GAS COMPANY, INC.

Operations and Maintenance Summary
Base Period - 12 Months Ending March 31, 2023
Future Test Year - 12 Months Ending September 30, 2025

	A	B	C	V	W	X	Y	Z	AA
3	Description	Account Name	FERC Acct	Total Linkage 1 Period Separately Forecasted Items	4/30/2023	5/31/2023	6/30/2023	7/31/2023	8/31/2023
278	**Distribution Expenses - Operation:**								
279	A_6010000-1001/A6010000	Operation Supervision and Engineering	870	$ 1,977	$ 165	$ 165	$ 165	$ 165	$ 165
280	A_6010010-1001/R6010000	Operation Supervision and Engineering	870	$ 442	$ 37	$ 37	$ 37	$ 37	$ 37
281	A_6010110-Labor Exempt ST	Operation Supervision and Engineering	870	$ 1,527,430	$ 127,286	$ 127,286	$ 127,286	$ 127,286	$ 127,286
282	A_6010130-Labor Exempt NonProd	Operation Supervision and Engineering	870	$ 323,128	$ 26,927	$ 26,927	$ 26,927	$ 26,927	$ 26,927
283	A_6010210-Labor NonExm ST	Operation Supervision and Engineering	870	$ 1,488,190	$ 124,016	$ 124,016	$ 124,016	$ 124,016	$ 124,016
284	A_6010220-Labor NonExm OT	Operation Supervision and Engineering	870	$ 272,189	$ 22,682	$ 22,682	$ 22,682	$ 22,682	$ 22,682
285	A_6010230-Labor NonExm NonProd	Operation Supervision and Engineering	870	$ 266,385	$ 22,199	$ 22,199	$ 22,199	$ 22,199	$ 22,199
286	A_6010400-Labor Severance	Operation Supervision and Engineering	870	$ -	$ -	$ -	$ -	$ -	$ -
287	A_6010910-Labor OffCycle Bonus	Operation Supervision and Engineering	870	$ 8,065	$ 672	$ 672	$ 672	$ 672	$ 672
288	A_6030010-EE ProfDue Subs Fees	Operation Supervision and Engineering	870	$ -	$ 263	$ 263	$ 263	$ 263	$ 263
289	A_6030040-EE Meals 50% Deduct	Operation Supervision and Engineering	870	$ -	$ 3,333	$ 3,333	$ 3,333	$ 3,333	$ 3,333
290	A_6030050-EE Mileage	Operation Supervision and Engineering	870	$ -	$ 81	$ 81	$ 81	$ 81	$ 81
291	A_6030060-EE Shoes Uniforms	Operation Supervision and Engineering	870	$ -	$ 1,918	$ 1,918	$ 1,918	$ 1,918	$ 1,918
292	A_6030070-EE Training	Operation Supervision and Engineering	870	$ -	$ 1,026	$ 1,026	$ 1,026	$ 1,026	$ 1,026
293	A_6030080-EE Travel Lodging	Operation Supervision and Engineering	870	$ -	$ 1,605	$ 1,605	$ 1,605	$ 1,605	$ 1,605
294	A_6030091-EE Apprec and Gifts	Operation Supervision and Engineering	870	$ -	$ 49	$ 49	$ 49	$ 49	$ 49
295	A_6030800-EE Miscellaneous	Operation Supervision and Engineering	870	$ -	$ 700	$ 700	$ 700	$ 700	$ 700
296	A_6100070-Consultants-Mgmt	Operation Supervision and Engineering	870	$ -	$ 151	$ 151	$ 151	$ 151	$ 151
297	A_6100080-Consultants-Other	Operation Supervision and Engineering	870	$ -	$ 612	$ 612	$ 612	$ 612	$ 612
298	A_6100100-Contractor Services	Operation Supervision and Engineering	870	$ -	$ 8,950	$ 8,950	$ 8,950	$ 8,950	$ 8,950
299	A_6100150-Printing	Operation Supervision and Engineering	870	$ -	$ 38	$ 38	$ 38	$ 38	$ 38
300	A_6400010-M&S FurnOffEquip	Operation Supervision and Engineering	870	$ -	$ 28	$ 28	$ 28	$ 28	$ 28
301	A_6400020-M&S Gen Office	Operation Supervision and Engineering	870	$ -	$ 1,169	$ 1,169	$ 1,169	$ 1,169	$ 1,169
302	A_6400070-M&S Safety	Operation Supervision and Engineering	870	$ -	$ 148	$ 148	$ 148	$ 148	$ 148
303	A_6400080-M&S Vehicle Fuel	Operation Supervision and Engineering	870	$ -	$ 6	$ 6	$ 6	$ 6	$ 6
304	A_6400100-M&S OS Purchases	Operation Supervision and Engineering	870	$ -	$ 452	$ 452	$ 452	$ 452	$ 452
305	A_6400500-M&S Parts	Operation Supervision and Engineering	870	$ -	$ 42	$ 42	$ 42	$ 42	$ 42
306	A_6400510-M&S Small Tools	Operation Supervision and Engineering	870	$ -	$ 85	$ 85	$ 85	$ 85	$ 85
307	A_6401000-M&S Inven Issue	Operation Supervision and Engineering	870	$ -	$ 29	$ 29	$ 29	$ 29	$ 29
308	A_6500010-Transport-Vehicle	Operation Supervision and Engineering	870	$ -	$ 20	$ 20	$ 20	$ 20	$ 20
309	A_6730030-Utilities-Telecom	Operation Supervision and Engineering	870	$ -	$ 9	$ 9	$ 9	$ 9	$ 9
310	A_6730800-Utilities-Other	Operation Supervision and Engineering	870	$ -	$ 260	$ 260	$ 260	$ 260	$ 260
311	A_6790199-Fees-Miscellaneous	Operation Supervision and Engineering	870	$ -	$ 23	$ 23	$ 23	$ 23	$ 23
312	A_6790210-Permitting	Operation Supervision and Engineering	870	$ -	$ 161	$ 161	$ 161	$ 161	$ 161
313	A_6790230-Postage Ship Courier	Operation Supervision and Engineering	870	$ -	$ 53	$ 53	$ 53	$ 53	$ 53
314	A_6790320-Fleet Allocation	Operation Supervision and Engineering	870	$ -	$ 25,858	$ 25,858	$ 25,858	$ 25,858	$ 25,858
315	A_6790321-Stores Allocation	Operation Supervision and Engineering	870	$ -	$ 35	$ 35	$ 35	$ 35	$ 35
316	A_6790322-Small Tools Alloc	Operation Supervision and Engineering	870	$ -	$ 18	$ 18	$ 18	$ 18	$ 18
317	A_6010000-1001/A6010000	Mains and Services Expenses	874	$ 3,351	$ 279	$ 279	$ 279	$ 279	$ 279
318	A_6010010-1001/R6010000	Mains and Services Expenses	874	$ 489	$ 41	$ 41	$ 41	$ 41	$ 41
319	A_6010110-Labor Exempt ST	Mains and Services Expenses	874	$ 288,885	$ 24,074	$ 24,074	$ 24,074	$ 24,074	$ 24,074
320	A_6010130-Labor Exempt NonProd	Mains and Services Expenses	874	$ 64,937	$ 5,411	$ 5,411	$ 5,411	$ 5,411	$ 5,411

NMGC Exhibit ECB-5
Page 310 of 596

NEW MEXICO GAS COMPANY, INC.

Operations and Maintenance Summary
Base Period - 12 Months Ending March 31, 2023
Future Test Year - 12 Months Ending September 30, 2025

	A	B	C	AB	AC	AD	AE	AF	AG
3	Description	Account Name	FERC Acct	9/30/2023	10/31/2023	11/30/2023	12/31/2023	1/31/2024	2/29/2024
278	**Distribution Expenses - Operation:**								
279	A_6010000-1001/A6010000	Operation Supervision and Engineering	870	$ 165	$ 165	$ 165	$ 165	$ 165	$ 165
280	A_6010010-1001/R6010000	Operation Supervision and Engineering	870	$ 37	$ 37	$ 37	$ 37	$ 37	$ 37
281	A_6010110-Labor Exempt ST	Operation Supervision and Engineering	870	$ 127,286	$ 127,286	$ 127,286	$ 127,286	$ 127,286	$ 127,286
282	A_6010130-Labor Exempt NonProd	Operation Supervision and Engineering	870	$ 26,927	$ 26,927	$ 26,927	$ 26,927	$ 26,927	$ 26,927
283	A_6010210-Labor NonExm ST	Operation Supervision and Engineering	870	$ 124,016	$ 124,016	$ 124,016	$ 124,016	$ 124,016	$ 124,016
284	A_6010220-Labor NonExm OT	Operation Supervision and Engineering	870	$ 22,682	$ 22,682	$ 22,682	$ 22,682	$ 22,682	$ 22,682
285	A_6010230-Labor NonExm NonProd	Operation Supervision and Engineering	870	$ 22,199	$ 22,199	$ 22,199	$ 22,199	$ 22,199	$ 22,199
286	A_6010400-Labor Severance	Operation Supervision and Engineering	870	$ -	$ -	$ -	$ -	$ -	$ -
287	A_6010910-Labor OffCycle Bonus	Operation Supervision and Engineering	870	$ 672	$ 672	$ 672	$ 672	$ 672	$ 672
288	A_6030010-EE ProfDue Subs Fees	Operation Supervision and Engineering	870	$ 263	$ 263	$ 263	$ 263	$ 263	$ 263
289	A_6030040-EE Meals 50% Deduct	Operation Supervision and Engineering	870	$ 3,333	$ 3,333	$ 3,333	$ 3,333	$ 3,333	$ 3,333
290	A_6030050-EE Mileage	Operation Supervision and Engineering	870	$ 81	$ 81	$ 81	$ 81	$ 81	$ 81
291	A_6030060-EE Shoes Uniforms	Operation Supervision and Engineering	870	$ 1,918	$ 1,918	$ 1,918	$ 1,918	$ 1,918	$ 1,918
292	A_6030070-EE Training	Operation Supervision and Engineering	870	$ 1,026	$ 1,026	$ 1,026	$ 1,026	$ 1,026	$ 1,026
293	A_6030080-EE Travel Lodging	Operation Supervision and Engineering	870	$ 1,605	$ 1,605	$ 1,605	$ 1,605	$ 1,605	$ 1,605
294	A_6030091-EE Apprec and Gifts	Operation Supervision and Engineering	870	$ 49	$ 49	$ 49	$ 49	$ 49	$ 49
295	A_6030800-EE Miscellaneous	Operation Supervision and Engineering	870	$ 700	$ 700	$ 700	$ 700	$ 700	$ 700
296	A_6100070-Consultants-Mgmt	Operation Supervision and Engineering	870	$ 151	$ 151	$ 151	$ 151	$ 151	$ 151
297	A_6100080-Consultants-Other	Operation Supervision and Engineering	870	$ 612	$ 612	$ 612	$ 612	$ 612	$ 612
298	A_6100100-Contractor Services	Operation Supervision and Engineering	870	$ 8,950	$ 8,950	$ 8,950	$ 8,950	$ 8,950	$ 8,950
299	A_6100150-Printing	Operation Supervision and Engineering	870	$ 38	$ 38	$ 38	$ 38	$ 38	$ 38
300	A_6400010-M&S FurnOffEquip	Operation Supervision and Engineering	870	$ 28	$ 28	$ 28	$ 28	$ 28	$ 28
301	A_6400020-M&S Gen Office	Operation Supervision and Engineering	870	$ 1,169	$ 1,169	$ 1,169	$ 1,169	$ 1,169	$ 1,169
302	A_6400070-M&S Safety	Operation Supervision and Engineering	870	$ 148	$ 148	$ 148	$ 148	$ 148	$ 148
303	A_6400080-M&S Vehicle Fuel	Operation Supervision and Engineering	870	$ 6	$ 6	$ 6	$ 6	$ 6	$ 6
304	A_6400100-M&S OS Purchases	Operation Supervision and Engineering	870	$ 452	$ 452	$ 452	$ 452	$ 452	$ 452
305	A_6400500-M&S Parts	Operation Supervision and Engineering	870	$ 42	$ 42	$ 42	$ 42	$ 42	$ 42
306	A_6400510-M&S Small Tools	Operation Supervision and Engineering	870	$ 85	$ 85	$ 85	$ 85	$ 85	$ 85
307	A_6401000-M&S Inven Issue	Operation Supervision and Engineering	870	$ 29	$ 29	$ 29	$ 29	$ 29	$ 29
308	A_6500010-Transport-Vehicle	Operation Supervision and Engineering	870	$ 20	$ 20	$ 20	$ 20	$ 20	$ 20
309	A_6730030-Utilities-Telecom	Operation Supervision and Engineering	870	$ 9	$ 9	$ 9	$ 9	$ 9	$ 9
310	A_6730800-Utilities-Other	Operation Supervision and Engineering	870	$ 260	$ 260	$ 260	$ 260	$ 260	$ 260
311	A_6790199-Fees-Miscellaneous	Operation Supervision and Engineering	870	$ 23	$ 23	$ 23	$ 23	$ 23	$ 23
312	A_6790210-Permitting	Operation Supervision and Engineering	870	$ 161	$ 161	$ 161	$ 161	$ 161	$ 161
313	A_6790230-Postage Ship Courier	Operation Supervision and Engineering	870	$ 53	$ 53	$ 53	$ 53	$ 53	$ 53
314	A_6790320-Fleet Allocation	Operation Supervision and Engineering	870	$ 25,858	$ 25,858	$ 25,858	$ 25,858	$ 25,858	$ 25,858
315	A_6790321-Stores Allocation	Operation Supervision and Engineering	870	$ 35	$ 35	$ 35	$ 35	$ 35	$ 35
316	A_6790322-Small Tools Alloc	Operation Supervision and Engineering	870	$ 18	$ 18	$ 18	$ 18	$ 18	$ 18
317	A_6010000-1001/A6010000	Mains and Services Expenses	874	$ 279	$ 279	$ 279	$ 279	$ 279	$ 279
318	A_6010010-1001/R6010000	Mains and Services Expenses	874	$ 41	$ 41	$ 41	$ 41	$ 41	$ 41
319	A_6010110-Labor Exempt ST	Mains and Services Expenses	874	$ 24,074	$ 24,074	$ 24,074	$ 24,074	$ 24,074	$ 24,074
320	A_6010130-Labor Exempt NonProd	Mains and Services Expenses	874	$ 5,411	$ 5,411	$ 5,411	$ 5,411	$ 5,411	$ 5,411

NMGC Exhibit ECB-5
Page 311 of 596

NEW MEXICO GAS COMPANY, INC.

Operations and Maintenance Summary
Base Period - 12 Months Ending March 31, 2023
Future Test Year - 12 Months Ending September 30, 2025

	A	B	C	AH	AI	AJ	AK	AL	AM
3	Description	Account Name	FERC Acct	3/31/2024	Linkage 1 Ending 3/31/2024	Escalated Linkage 2 - Results of Pure Escalation of 1.62%	Total Linkage 2 Period Separately Forecasted Items	4/1/2024	5/1/2024
278	**Distribution Expenses - Operation:**								
279	A_6010000-1001/A6010000	Operation Supervision and Engineering	870	$ 165	$ 1,977	$ -	$ 2,011	$ 170	$ 170
280	A_6010010-1001/R6010000	Operation Supervision and Engineering	870	$ 37	$ 442	$ -	$ 449	$ 38	$ 38
281	A_6010110-Labor Exempt ST	Operation Supervision and Engineering	870	$ 127,286	$ 1,527,430	$ -	$ 1,553,700	$ 131,664	$ 131,664
282	A_6010130-Labor Exempt NonProd	Operation Supervision and Engineering	870	$ 26,927	$ 323,128	$ -	$ 328,686	$ 27,854	$ 27,854
283	A_6010210-Labor NonExm ST	Operation Supervision and Engineering	870	$ 124,016	$ 1,488,190	$ -	$ 1,513,786	$ 128,282	$ 128,282
284	A_6010220-Labor NonExm OT	Operation Supervision and Engineering	870	$ 22,682	$ 272,189	$ -	$ 276,871	$ 23,463	$ 23,463
285	A_6010230-Labor NonExm NonProd	Operation Supervision and Engineering	870	$ 22,199	$ 266,385	$ -	$ 270,966	$ 22,962	$ 22,962
286	A_6010400-Labor Severance	Operation Supervision and Engineering	870	$ -	$ -	$ -	$ -	$ -	$ -
287	A_6010910-Labor OffCycle Bonus	Operation Supervision and Engineering	870	$ 672	$ 8,065	$ -	$ 8,203	$ 695	$ 695
288	A_6030010-EE ProfDue Subs Fees	Operation Supervision and Engineering	870	$ 263	$ 3,152	$ 3,203	$ -	$ 271	$ 271
289	A_6030040-EE Meals 50% Deduct	Operation Supervision and Engineering	870	$ 3,333	$ 39,992	$ 40,641	$ -	$ 3,441	$ 3,441
290	A_6030050-EE Mileage	Operation Supervision and Engineering	870	$ 81	$ 973	$ 989	$ -	$ 84	$ 84
291	A_6030060-EE Shoes Uniforms	Operation Supervision and Engineering	870	$ 1,918	$ 23,015	$ 23,388	$ -	$ 1,980	$ 1,980
292	A_6030070-EE Training	Operation Supervision and Engineering	870	$ 1,026	$ 12,309	$ 12,509	$ -	$ 1,059	$ 1,059
293	A_6030080-EE Travel Lodging	Operation Supervision and Engineering	870	$ 1,605	$ 19,265	$ 19,577	$ -	$ 1,657	$ 1,657
294	A_6030091-EE Apprec and Gifts	Operation Supervision and Engineering	870	$ 49	$ 586	$ 596	$ -	$ 50	$ 50
295	A_6030800-EE Miscellaneous	Operation Supervision and Engineering	870	$ 700	$ 8,402	$ 8,539	$ -	$ 723	$ 723
296	A_6100070-Consultants-Mgmt	Operation Supervision and Engineering	870	$ 151	$ 1,811	$ 1,840	$ -	$ 156	$ 156
297	A_6100080-Consultants-Other	Operation Supervision and Engineering	870	$ 612	$ 7,345	$ 7,465	$ -	$ 632	$ 632
298	A_6100100-Contractor Services	Operation Supervision and Engineering	870	$ 8,950	$ 107,404	$ 109,147	$ -	$ 9,241	$ 9,241
299	A_6100150-Printing	Operation Supervision and Engineering	870	$ 38	$ 461	$ 469	$ -	$ 40	$ 40
300	A_6400010-M&S FurnOffEquip	Operation Supervision and Engineering	870	$ 28	$ 335	$ 340	$ -	$ 29	$ 29
301	A_6400020-M&S Gen Office	Operation Supervision and Engineering	870	$ 1,169	$ 14,033	$ 14,260	$ -	$ 1,207	$ 1,207
302	A_6400070-M&S Safety	Operation Supervision and Engineering	870	$ 148	$ 1,776	$ 1,805	$ -	$ 153	$ 153
303	A_6400080-M&S Vehicle Fuel	Operation Supervision and Engineering	870	$ 6	$ 67	$ 68	$ -	$ 6	$ 6
304	A_6400100-M&S OS Purchases	Operation Supervision and Engineering	870	$ 452	$ 5,420	$ 5,508	$ -	$ 466	$ 466
305	A_6400500-M&S Parts	Operation Supervision and Engineering	870	$ 42	$ 504	$ 512	$ -	$ 43	$ 43
306	A_6400510-M&S Small Tools	Operation Supervision and Engineering	870	$ 85	$ 1,023	$ 1,040	$ -	$ 88	$ 88
307	A_6401000-M&S Inven Issue	Operation Supervision and Engineering	870	$ 29	$ 351	$ 357	$ -	$ 30	$ 30
308	A_6500010-Transport-Vehicle	Operation Supervision and Engineering	870	$ 20	$ 242	$ 246	$ -	$ 21	$ 21
309	A_6730030-Utilities-Telecom	Operation Supervision and Engineering	870	$ 9	$ 110	$ 111	$ -	$ 9	$ 9
310	A_6730800-Utilities-Other	Operation Supervision and Engineering	870	$ 260	$ 3,118	$ 3,169	$ -	$ 268	$ 268
311	A_6790199-Fees-Miscellaneous	Operation Supervision and Engineering	870	$ 23	$ 273	$ 277	$ -	$ 23	$ 23
312	A_6790210-Permitting	Operation Supervision and Engineering	870	$ 161	$ 1,928	$ 1,959	$ -	$ 166	$ 166
313	A_6790230-Postage Ship Courier	Operation Supervision and Engineering	870	$ 53	$ 634	$ 644	$ -	$ 55	$ 55
314	A_6790320-Fleet Allocation	Operation Supervision and Engineering	870	$ 25,858	$ 310,296	$ 315,333	$ -	$ 26,697	$ 26,697
315	A_6790321-Stores Allocation	Operation Supervision and Engineering	870	$ 35	$ 421	$ 428	$ -	$ 36	$ 36
316	A_6790322-Small Tools Alloc	Operation Supervision and Engineering	870	$ 18	$ 217	$ 220	$ -	$ 19	$ 19
317	A_6010000-1001/A6010000	Mains and Services Expenses	874	$ 279	$ 3,351	$ -	$ 3,408	$ 289	$ 289
318	A_6010010-1001/R6010000	Mains and Services Expenses	874	$ 41	$ 489	$ -	$ 497	$ 42	$ 42
319	A_6010110-Labor Exempt ST	Mains and Services Expenses	874	$ 24,074	$ 288,885	$ -	$ 293,853	$ 24,902	$ 24,902
320	A_6010130-Labor Exempt NonProd	Mains and Services Expenses	874	$ 5,411	$ 64,937	$ -	$ 66,054	$ 5,598	$ 5,598

NMGC Exhibit ECB-5
Page 312 of 596

NEW MEXICO GAS COMPANY, INC.

Operations and Maintenance Summary
Base Period - 12 Months Ending March 31, 2023
Future Test Year - 12 Months Ending September 30, 2025

	A	B	C	AN	AO	AP	AQ	AR
3	Description	Account Name	FERC Acct	6/1/2024	7/1/2024	8/1/2024	9/1/2024	Linkage 2 Ending 9/30/2024
278	**Distribution Expenses - Operation:**							
279	A_6010000-1001/A6010000	Operation Supervision and Engineering	870	$ 170	$ 170	$ 170	$ 170	$ 2,011
280	A_6010010-1001/R6010000	Operation Supervision and Engineering	870	$ 38	$ 38	$ 38	$ 38	$ 449
281	A_6010110-Labor Exempt ST	Operation Supervision and Engineering	870	$ 131,664	$ 131,664	$ 131,664	$ 131,664	$ 1,553,700
282	A_6010130-Labor Exempt NonProd	Operation Supervision and Engineering	870	$ 27,854	$ 27,854	$ 27,854	$ 27,854	$ 328,686
283	A_6010210-Labor NonExm ST	Operation Supervision and Engineering	870	$ 128,282	$ 128,282	$ 128,282	$ 128,282	$ 1,513,786
284	A_6010220-Labor NonExm OT	Operation Supervision and Engineering	870	$ 23,463	$ 23,463	$ 23,463	$ 23,463	$ 276,871
285	A_6010230-Labor NonExm NonProd	Operation Supervision and Engineering	870	$ 22,962	$ 22,962	$ 22,962	$ 22,962	$ 270,966
286	A_6010400-Labor Severance	Operation Supervision and Engineering	870	$ -	$ -	$ -	$ -	$ -
287	A_6010910-Labor OffCycle Bonus	Operation Supervision and Engineering	870	$ 695	$ 695	$ 695	$ 695	$ 8,203
288	A_6030010-EE ProfDue Subs Fees	Operation Supervision and Engineering	870	$ 271	$ 271	$ 271	$ 271	$ 3,203
289	A_6030040-EE Meals 50% Deduct	Operation Supervision and Engineering	870	$ 3,441	$ 3,441	$ 3,441	$ 3,441	$ 40,641
290	A_6030050-EE Mileage	Operation Supervision and Engineering	870	$ 84	$ 84	$ 84	$ 84	$ 989
291	A_6030060-EE Shoes Uniforms	Operation Supervision and Engineering	870	$ 1,980	$ 1,980	$ 1,980	$ 1,980	$ 23,388
292	A_6030070-EE Training	Operation Supervision and Engineering	870	$ 1,059	$ 1,059	$ 1,059	$ 1,059	$ 12,509
293	A_6030080-EE Travel Lodging	Operation Supervision and Engineering	870	$ 1,657	$ 1,657	$ 1,657	$ 1,657	$ 19,577
294	A_6030091-EE Apprec and Gifts	Operation Supervision and Engineering	870	$ 50	$ 50	$ 50	$ 50	$ 596
295	A_6030800-EE Miscellaneous	Operation Supervision and Engineering	870	$ 723	$ 723	$ 723	$ 723	$ 8,539
296	A_6100070-Consultants-Mgmt	Operation Supervision and Engineering	870	$ 156	$ 156	$ 156	$ 156	$ 1,840
297	A_6100080-Consultants-Other	Operation Supervision and Engineering	870	$ 632	$ 632	$ 632	$ 632	$ 7,465
298	A_6100100-Contractor Services	Operation Supervision and Engineering	870	$ 9,241	$ 9,241	$ 9,241	$ 9,241	$ 109,147
299	A_6100150-Printing	Operation Supervision and Engineering	870	$ 40	$ 40	$ 40	$ 40	$ 469
300	A_6400010-M&S FurnOffEquip	Operation Supervision and Engineering	870	$ 29	$ 29	$ 29	$ 29	$ 340
301	A_6400020-M&S Gen Office	Operation Supervision and Engineering	870	$ 1,207	$ 1,207	$ 1,207	$ 1,207	$ 14,260
302	A_6400070-M&S Safety	Operation Supervision and Engineering	870	$ 153	$ 153	$ 153	$ 153	$ 1,805
303	A_6400080-M&S Vehicle Fuel	Operation Supervision and Engineering	870	$ 6	$ 6	$ 6	$ 6	$ 68
304	A_6400100-M&S OS Purchases	Operation Supervision and Engineering	870	$ 466	$ 466	$ 466	$ 466	$ 5,508
305	A_6400500-M&S Parts	Operation Supervision and Engineering	870	$ 43	$ 43	$ 43	$ 43	$ 512
306	A_6400510-M&S Small Tools	Operation Supervision and Engineering	870	$ 88	$ 88	$ 88	$ 88	$ 1,040
307	A_6401000-M&S Inven Issue	Operation Supervision and Engineering	870	$ 30	$ 30	$ 30	$ 30	$ 357
308	A_6500010-Transport-Vehicle	Operation Supervision and Engineering	870	$ 21	$ 21	$ 21	$ 21	$ 246
309	A_6730030-Utilities-Telecom	Operation Supervision and Engineering	870	$ 9	$ 9	$ 9	$ 9	$ 111
310	A_6730800-Utilities-Other	Operation Supervision and Engineering	870	$ 268	$ 268	$ 268	$ 268	$ 3,169
311	A_6790199-Fees-Miscellaneous	Operation Supervision and Engineering	870	$ 23	$ 23	$ 23	$ 23	$ 277
312	A_6790210-Permitting	Operation Supervision and Engineering	870	$ 166	$ 166	$ 166	$ 166	$ 1,959
313	A_6790230-Postage Ship Courier	Operation Supervision and Engineering	870	$ 55	$ 55	$ 55	$ 55	$ 644
314	A_6790320-Fleet Allocation	Operation Supervision and Engineering	870	$ 26,697	$ 26,697	$ 26,697	$ 26,697	$ 315,333
315	A_6790321-Stores Allocation	Operation Supervision and Engineering	870	$ 36	$ 36	$ 36	$ 36	$ 428
316	A_6790322-Small Tools Alloc	Operation Supervision and Engineering	870	$ 19	$ 19	$ 19	$ 19	$ 220
317	A_6010000-1001/A6010000	Mains and Services Expenses	874	$ 289	$ 289	$ 289	$ 289	$ 3,408
318	A_6010010-1001/R6010000	Mains and Services Expenses	874	$ 42	$ 42	$ 42	$ 42	$ 497
319	A_6010110-Labor Exempt ST	Mains and Services Expenses	874	$ 24,902	$ 24,902	$ 24,902	$ 24,902	$ 293,853
320	A_6010130-Labor Exempt NonProd	Mains and Services Expenses	874	$ 5,598	$ 5,598	$ 5,598	$ 5,598	$ 66,054

NMGC Exhibit ECB-5
Page 313 of 596

NEW MEXICO GAS COMPANY, INC.

Operations and Maintenance Summary
Base Period - 12 Months Ending March 31, 2023
Future Test Year - 12 Months Ending September 30, 2025

	A	B	C	D	E	F	G	H	I
3	Description	Account Name	FERC Acct	4/30/2022	5/31/2022	6/30/2022	7/31/2022	8/31/2022	9/30/2022
321	A_6010210-Labor NonExm ST	Mains and Services Expenses	874	$ 114,762	$ 138,104	$ 119,340	$ 122,776	$ 130,401	$ 115,258
322	A_6010220-Labor NonExm OT	Mains and Services Expenses	874	$ 23,414	$ 28,623	$ 29,778	$ 34,436	$ 32,227	$ 28,014
323	A_6010230-Labor NonExm NonProd	Mains and Services Expenses	874	$ 27,429	$ 10,230	$ 29,041	$ 24,838	$ 17,239	$ 26,338
324	A_6010910-Labor OffCycle Bonus	Mains and Services Expenses	874	$ 44	$ -	$ -	$ 95	$ -	$ -
325	A_6030010-EE ProfDue Subs Fees	Mains and Services Expenses	874	$ -	$ -	$ -	$ 688	$ -	$ -
326	A_6030040-EE Meals 50% Deduct	Mains and Services Expenses	874	$ 673	$ 289	$ 255	$ 121	$ 36	$ 139
327	A_6030060-EE Shoes Uniforms	Mains and Services Expenses	874	$ 184	$ 403	$ 499	$ 1,076	$ 389	$ 197
328	A_6030070-EE Training	Mains and Services Expenses	874	$ -	$ 1,166	$ 316	$ -	$ -	$ 69
329	A_6030080-EE Travel Lodging	Mains and Services Expenses	874	$ 2,322	$ 923	$ -	$ -	$ -	$ 324
330	A_6030091-EE Apprec and Gifts	Mains and Services Expenses	874	$ -	$ 2	$ 42	$ -	$ 6	$ -
331	A_6030800-EE Miscellaneous	Mains and Services Expenses	874	$ 3,470	$ 1	$ 4	$ 2	$ 74	$ -
332	A_6100070-Consultants-Mgmt	Mains and Services Expenses	874	$ 12	$ -	$ -	$ -	$ -	$ -
333	A_6100080-Consultants-Other	Mains and Services Expenses	874	$ 1,019	$ 89	$ 2,828	$ 2,692	$ -	$ -
334	A_6100100-Contractor Services	Mains and Services Expenses	874	$ -	$ 451	$ 871	$ 151	$ 4,661	$ 6,915
335	A_6100110-Instrument SvcRepair	Mains and Services Expenses	874	$ -	$ -	$ -	$ -	$ -	$ -
336	A_6400010-M&S FurnOffEquip	Mains and Services Expenses	874	$ -	$ -	$ -	$ -	$ 67	$ 418
337	A_6400020-M&S Gen Office	Mains and Services Expenses	874	$ -	$ 13	$ -	$ -	$ -	$ -
338	A_6400070-M&S Safety	Mains and Services Expenses	874	$ 140	$ -	$ -	$ 68	$ -	$ -
339	A_6400080-M&S Vehicle Fuel	Mains and Services Expenses	874	$ -	$ -	$ -	$ -	$ -	$ 82
340	A_6400100-M&S OS Purchases	Mains and Services Expenses	874	$ 1,240	$ 951	$ 180	$ 171	$ 961	$ 3,524
341	A_6400500-M&S Parts	Mains and Services Expenses	874	$ 2,611	$ 1,111	$ 876	$ 553	$ 1,942	$ 43
342	A_6400510-M&S Small Tools	Mains and Services Expenses	874	$ 952	$ 1,036	$ 133	$ 108	$ 175	$ 200
343	A_6401000-M&S Inven Issue	Mains and Services Expenses	874	$ 673	$ 22,456	$ 281	$ 3,265	$ 383	$ 540
344	A_6710060-ST Rent-Vehicle	Mains and Services Expenses	874	$ -	$ 421	$ -	$ -	$ 320	$ -
345	A_6730030-Utilities-Telecom	Mains and Services Expenses	874	$ -	$ -	$ -	$ -	$ -	$ -
346	A_6790199-Fees-Miscellaneous	Mains and Services Expenses	874	$ -	$ -	$ -	$ 54	$ -	$ -
347	A_6790210-Permitting	Mains and Services Expenses	874	$ -	$ 246	$ 200	$ 119	$ 761	$ 1,811
348	A_6790230-Postage Ship Courier	Mains and Services Expenses	874	$ 48	$ 52	$ 13	$ -	$ 93	$ 324
349	A_6790320-Fleet Allocation	Mains and Services Expenses	874	$ 24,436	$ 33,448	$ 26,958	$ 32,414	$ 32,118	$ 30,527
350	A_6790321-Stores Allocation	Mains and Services Expenses	874	$ 131	$ 4,144	$ 53	$ 207	$ 107	$ 170
351	A_6790322-Small Tools Alloc	Mains and Services Expenses	874	$ 63	$ 771	$ 19	$ 57	$ 54	$ 60
352	A_6790800-Other Oper-Misc	Mains and Services Expenses	874	$ 15,800	$ 15,800	$ 15,800	$ 19,252	$ 15,800	$ 15,800
353	A_7103060-CIAC	Mains and Services Expenses	874	$ -	$ -	$ -	$ -	$ -	$ -
354	A_6010000-1001/A6010000	Measuring and Regulating Station Expenses	875	$ 36	$ 0	$ 148	$ 60	$ 0	$ -
355	A_6010010-1001/R6010000	Measuring and Regulating Station Expenses	875	$ -	$ -	$ -	$ 8	$ 24	$ -
356	A_6010110-Labor Exempt ST	Measuring and Regulating Station Expenses	875	$ 7,077	$ 8,948	$ 7,586	$ 7,101	$ 7,904	$ 6,212
357	A_6010130-Labor Exempt NonProd	Measuring and Regulating Station Expenses	875	$ 1,861	$ 702	$ 1,663	$ 1,176	$ 982	$ 1,359
358	A_6010210-Labor NonExm ST	Measuring and Regulating Station Expenses	875	$ 39,775	$ 48,335	$ 39,073	$ 35,751	$ 42,593	$ 32,583
359	A_6010220-Labor NonExm OT	Measuring and Regulating Station Expenses	875	$ 6,253	$ 7,934	$ 7,254	$ 7,651	$ 9,612	$ 6,164
360	A_6010230-Labor NonExm NonProd	Measuring and Regulating Station Expenses	875	$ 7,883	$ 3,485	$ 8,420	$ 8,280	$ 4,874	$ 7,454
361	A_6010910-Labor OffCycle Bonus	Measuring and Regulating Station Expenses	875	$ 25	$ -	$ -	$ 19	$ -	$ -
362	A_6018999-Labor Exp Reclass	Measuring and Regulating Station Expenses	875	$ -	$ -	$ -	$ -	$ -	$ -
363	A_6030010-EE ProfDue Subs Fees	Measuring and Regulating Station Expenses	875	$ -	$ -	$ -	$ -	$ -	$ -
364	A_6030040-EE Meals 50% Deduct	Measuring and Regulating Station Expenses	875	$ 15	$ 217	$ 139	$ 0	$ 154	$ 56
365	A_6030060-EE Shoes Uniforms	Measuring and Regulating Station Expenses	875	$ 161	$ 129	$ -	$ 221	$ 163	$ 60
366	A_6030070-EE Training	Measuring and Regulating Station Expenses	875	$ -	$ 395	$ -	$ -	$ -	$ 12
367	A_6030080-EE Travel Lodging	Measuring and Regulating Station Expenses	875	$ 621	$ 132	$ 585	$ -	$ -	$ -
368	A_6030091-EE Apprec and Gifts	Measuring and Regulating Station Expenses	875	$ -	$ 1	$ -	$ -	$ 2	$ -
369	A_6030800-EE Miscellaneous	Measuring and Regulating Station Expenses	875	$ -	$ 130	$ 1	$ 1	$ (2)	$ -

NMGC Exhibit ECB-5
Page 314 of 596

NEW MEXICO GAS COMPANY, INC.

Operations and Maintenance Summary
Base Period - 12 Months Ending March 31, 2023
Future Test Year - 12 Months Ending September 30, 2025

	A	B	C	J	K	L	M	N	O
3	Description	Account Name	FERC Acct	10/31/2022	11/30/2022	12/31/2022	1/31/2023	2/28/2023	3/31/2023
321	A_6010210-Labor NonExm ST	Mains and Services Expenses	874	$ 117,569	$ 123,414	$ 87,196	$ 104,899	$ 116,359	$ 140,049
322	A_6010220-Labor NonExm OT	Mains and Services Expenses	874	$ 36,960	$ 43,888	$ 32,704	$ 34,070	$ 34,437	$ 30,272
323	A_6010230-Labor NonExm NonProd	Mains and Services Expenses	874	$ 11,971	$ 19,080	$ 44,140	$ 33,677	$ 7,889	$ 17,158
324	A_6010910-Labor OffCycle Bonus	Mains and Services Expenses	874	$ 34	$ -	$ -	$ 317	$ -	$ -
325	A_6030010-EE ProfDue Subs Fees	Mains and Services Expenses	874	$ 15	$ -	$ -	$ -	$ -	$ -
326	A_6030040-EE Meals 50% Deduct	Mains and Services Expenses	874	$ 225	$ 481	$ 943	$ 19	$ 63	$ 369
327	A_6030060-EE Shoes Uniforms	Mains and Services Expenses	874	$ -	$ 102	$ 118	$ 21,236	$ 420	$ 816
328	A_6030070-EE Training	Mains and Services Expenses	874	$ 773	$ 157	$ 332	$ 1,964	$ (306)	$ -
329	A_6030080-EE Travel Lodging	Mains and Services Expenses	874	$ 132	$ 2,106	$ 2,608	$ 13	$ -	$ 2,814
330	A_6030091-EE Apprec and Gifts	Mains and Services Expenses	874	$ -	$ -	$ -	$ -	$ -	$ -
331	A_6030800-EE Miscellaneous	Mains and Services Expenses	874	$ -	$ -	$ -	$ -	$ -	$ -
332	A_6100070-Consultants-Mgmt	Mains and Services Expenses	874	$ -	$ 737	$ 511	$ -	$ -	$ -
333	A_6100080-Consultants-Other	Mains and Services Expenses	874	$ -	$ 563	$ -	$ -	$ -	$ -
334	A_6100100-Contractor Services	Mains and Services Expenses	874	$ 6,859	$ (1,722)	$ 2,246	$ -	$ 6,334	$ 7,146
335	A_6100110-Instrument SvcRepair	Mains and Services Expenses	874	$ -	$ -	$ -	$ -	$ -	$ 2,474
336	A_6400010-M&S FurnOffEquip	Mains and Services Expenses	874	$ -	$ -	$ -	$ -	$ -	$ -
337	A_6400020-M&S Gen Office	Mains and Services Expenses	874	$ -	$ 43	$ -	$ 81	$ 102	$ -
338	A_6400070-M&S Safety	Mains and Services Expenses	874	$ -	$ -	$ 711	$ 26	$ -	$ -
339	A_6400080-M&S Vehicle Fuel	Mains and Services Expenses	874	$ -	$ -	$ -	$ -	$ -	$ -
340	A_6400100-M&S OS Purchases	Mains and Services Expenses	874	$ 508	$ 135	$ 200	$ 1,627	$ 593	$ 1,334
341	A_6400500-M&S Parts	Mains and Services Expenses	874	$ 5,952	$ 1,096	$ 321	$ -	$ 710	$ 146
342	A_6400510-M&S Small Tools	Mains and Services Expenses	874	$ 11	$ 381	$ 448	$ 673	$ 693	$ 630
343	A_6401000-M&S Inven Issue	Mains and Services Expenses	874	$ 660	$ 291	$ 801	$ 2,250	$ 352	$ 3,943
344	A_6710060-ST Rent-Vehicle	Mains and Services Expenses	874	$ -	$ 530	$ -	$ -	$ -	$ -
345	A_6730030-Utilities-Telecom	Mains and Services Expenses	874	$ -	$ -	$ 33	$ -	$ -	$ 22
346	A_6790199-Fees-Miscellaneous	Mains and Services Expenses	874	$ -	$ -	$ -	$ -	$ -	$ 105
347	A_6790210-Permitting	Mains and Services Expenses	874	$ -	$ -	$ -	$ 521	$ -	$ -
348	A_6790230-Postage Ship Courier	Mains and Services Expenses	874	$ -	$ -	$ -	$ -	$ 114	$ 87
349	A_6790320-Fleet Allocation	Mains and Services Expenses	874	$ 24,716	$ 23,885	$ 22,332	$ 26,032	$ 28,051	$ 25,978
350	A_6790321-Stores Allocation	Mains and Services Expenses	874	$ 88	$ 9	$ 92	$ 473	$ 40	$ 317
351	A_6790322-Small Tools Alloc	Mains and Services Expenses	874	$ 63	$ 8	$ 23	$ 298	$ 71	$ 109
352	A_6790800-Other Oper-Misc	Mains and Services Expenses	874	$ 15,800	$ 15,800	$ 15,800	$ -	$ -	$ 20,839
353	A_7103060-CIAC	Mains and Services Expenses	874	$ -	$ -	$ -	$ (760)	$ -	$ -
354	A_6010000-1001/A6010000	Measuring and Regulating Station Expenses	875	$ 62	$ 21	$ 134	$ 0	$ 95	$ 53
355	A_6010010-1001/R6010000	Measuring and Regulating Station Expenses	875	$ 9	$ -	$ 62	$ -	$ 0	$ -
356	A_6010110-Labor Exempt ST	Measuring and Regulating Station Expenses	875	$ 6,659	$ 6,976	$ 3,904	$ 5,051	$ 6,000	$ 6,156
357	A_6010130-Labor Exempt NonProd	Measuring and Regulating Station Expenses	875	$ 47	$ 1,668	$ 2,342	$ 2,098	$ 1,279	$ 1,742
358	A_6010210-Labor NonExm ST	Measuring and Regulating Station Expenses	875	$ 30,021	$ 35,524	$ 24,665	$ 31,635	$ 40,690	$ 43,174
359	A_6010220-Labor NonExm OT	Measuring and Regulating Station Expenses	875	$ 8,759	$ 8,648	$ 7,381	$ 7,493	$ 7,225	$ 9,604
360	A_6010230-Labor NonExm NonProd	Measuring and Regulating Station Expenses	875	$ 3,222	$ 7,763	$ 10,682	$ 9,873	$ 3,579	$ 5,162
361	A_6010910-Labor OffCycle Bonus	Measuring and Regulating Station Expenses	875	$ 15	$ -	$ -	$ 49	$ -	$ -
362	A_6018999-Labor Exp Reclass	Measuring and Regulating Station Expenses	875	$ 878	$ -	$ -	$ -	$ -	$ -
363	A_6030010-EE ProfDue Subs Fees	Measuring and Regulating Station Expenses	875	$ 4	$ -	$ -	$ -	$ -	$ -
364	A_6030040-EE Meals 50% Deduct	Measuring and Regulating Station Expenses	875	$ 31	$ 1	$ 551	$ 67	$ 84	$ 57
365	A_6030060-EE Shoes Uniforms	Measuring and Regulating Station Expenses	875	$ -	$ 2	$ -	$ 6,313	$ 123	$ 67
366	A_6030070-EE Training	Measuring and Regulating Station Expenses	875	$ 198	$ 31	$ 86	$ 561	$ (99)	$ -
367	A_6030080-EE Travel Lodging	Measuring and Regulating Station Expenses	875	$ 929	$ 10	$ 939	$ -	$ -	$ -
368	A_6030091-EE Apprec and Gifts	Measuring and Regulating Station Expenses	875	$ -	$ -	$ -	$ -	$ -	$ -
369	A_6030800-EE Miscellaneous	Measuring and Regulating Station Expenses	875	$ 299	$ -	$ -	$ -	$ 11	$ -

NMGC Exhibit ECB-5
Page 315 of 596

NEW MEXICO GAS COMPANY, INC.

Operations and Maintenance Summary
Base Period - 12 Months Ending March 31, 2023
Future Test Year - 12 Months Ending September 30, 2025

	A	B	C	P	Q	R	S	T	U
3	Description	Account Name	FERC Acct	Total Company Unadjusted Base Period Ending 3/31/2023	Base Period Adjustments	Adjusted Base Period	Removal of Separately Forecasted Items (To be added back Later)	Remaining Base Period O&M to be Escalated	Escalated Linkage 1 - Results of Pure Escalation of 3.93%
321	A_6010210-Labor NonExm ST	Mains and Services Expenses	874	$ 1,430,127	$ 192,925	$ 1,623,052	$ (1,623,052)	$ -	$ -
322	A_6010220-Labor NonExm OT	Mains and Services Expenses	874	$ 388,824	$ (62,077)	$ 326,747	$ (326,747)	$ -	$ -
323	A_6010230-Labor NonExm NonProd	Mains and Services Expenses	874	$ 269,032	$ 14,793	$ 283,824	$ (283,824)	$ -	$ -
324	A_6010910-Labor OffCycle Bonus	Mains and Services Expenses	874	$ 490	$ 27	$ 517	$ (517)	$ -	$ -
325	A_6030010-EE ProfDue Subs Fees	Mains and Services Expenses	874	$ 703	$ -	$ 703	$ -	$ 703	$ 731
326	A_6030040-EE Meals 50% Deduct	Mains and Services Expenses	874	$ 3,612	$ -	$ 3,612	$ -	$ 3,612	$ 3,754
327	A_6030060-EE Shoes Uniforms	Mains and Services Expenses	874	$ 25,441	$ -	$ 25,441	$ -	$ 25,441	$ 26,441
328	A_6030070-EE Training	Mains and Services Expenses	874	$ 4,470	$ -	$ 4,470	$ -	$ 4,470	$ 4,645
329	A_6030080-EE Travel Lodging	Mains and Services Expenses	874	$ 11,241	$ -	$ 11,241	$ -	$ 11,241	$ 11,683
330	A_6030091-EE Apprec and Gifts	Mains and Services Expenses	874	$ 50	$ -	$ 50	$ -	$ 50	$ 52
331	A_6030800-EE Miscellaneous	Mains and Services Expenses	874	$ 3,551	$ -	$ 3,551	$ -	$ 3,551	$ 3,691
332	A_6100070-Consultants-Mgmt	Mains and Services Expenses	874	$ 1,261	$ -	$ 1,261	$ -	$ 1,261	$ 1,310
333	A_6100080-Consultants-Other	Mains and Services Expenses	874	$ 7,191	$ -	$ 7,191	$ -	$ 7,191	$ 7,474
334	A_6100100-Contractor Services	Mains and Services Expenses	874	$ 33,913	$ -	$ 33,913	$ -	$ 33,913	$ 35,247
335	A_6100110-Instrument SvcRepair	Mains and Services Expenses	874	$ 2,474	$ -	$ 2,474	$ -	$ 2,474	$ 2,571
336	A_6400010-M&S FurnOffEquip	Mains and Services Expenses	874	$ 485	$ -	$ 485	$ -	$ 485	$ 504
337	A_6400020-M&S Gen Office	Mains and Services Expenses	874	$ 239	$ -	$ 239	$ -	$ 239	$ 248
338	A_6400070-M&S Safety	Mains and Services Expenses	874	$ 946	$ -	$ 946	$ -	$ 946	$ 983
339	A_6400080-M&S Vehicle Fuel	Mains and Services Expenses	874	$ 82	$ -	$ 82	$ -	$ 82	$ 85
340	A_6400100-M&S OS Purchases	Mains and Services Expenses	874	$ 11,425	$ -	$ 11,425	$ -	$ 11,425	$ 11,875
341	A_6400500-M&S Parts	Mains and Services Expenses	874	$ 15,362	$ -	$ 15,362	$ -	$ 15,362	$ 15,966
342	A_6400510-M&S Small Tools	Mains and Services Expenses	874	$ 5,438	$ -	$ 5,438	$ -	$ 5,438	$ 5,651
343	A_6401000-M&S Inven Issue	Mains and Services Expenses	874	$ 35,897	$ -	$ 35,897	$ -	$ 35,897	$ 37,308
344	A_6710060-ST Rent-Vehicle	Mains and Services Expenses	874	$ 1,270	$ -	$ 1,270	$ -	$ 1,270	$ 1,320
345	A_6730030-Utilities-Telecom	Mains and Services Expenses	874	$ 55	$ -	$ 55	$ -	$ 55	$ 57
346	A_6790199-Fees-Miscellaneous	Mains and Services Expenses	874	$ 159	$ -	$ 159	$ -	$ 159	$ 165
347	A_6790210-Permitting	Mains and Services Expenses	874	$ 3,658	$ -	$ 3,658	$ -	$ 3,658	$ 3,802
348	A_6790230-Postage Ship Courier	Mains and Services Expenses	874	$ 732	$ -	$ 732	$ -	$ 732	$ 760
349	A_6790320-Fleet Allocation	Mains and Services Expenses	874	$ 330,895	$ -	$ 330,895	$ -	$ 330,895	$ 343,906
350	A_6790321-Stores Allocation	Mains and Services Expenses	874	$ 5,830	$ -	$ 5,830	$ -	$ 5,830	$ 6,059
351	A_6790322-Small Tools Alloc	Mains and Services Expenses	874	$ 1,596	$ -	$ 1,596	$ -	$ 1,596	$ 1,658
352	A_6790800-Other Oper-Misc	Mains and Services Expenses	874	$ 166,489	$ -	$ 166,489	$ -	$ 166,489	$ 173,036
353	A_7103060-CIAC	Mains and Services Expenses	874	$ (760)	$ -	$ (760)	$ -	$ (760)	$ (790)
354	A_6010000-1001/A6010000	Measuring and Regulating Station Expenses	875	$ 610	$ 34	$ 643	$ (643)	$ -	$ -
355	A_6010010-1001/R6010000	Measuring and Regulating Station Expenses	875	$ 103	$ 6	$ 109	$ (109)	$ -	$ -
356	A_6010110-Labor Exempt ST	Measuring and Regulating Station Expenses	875	$ 79,575	$ 10,735	$ 90,310	$ (90,310)	$ -	$ -
357	A_6010130-Labor Exempt NonProd	Measuring and Regulating Station Expenses	875	$ 16,919	$ 930	$ 17,849	$ (17,849)	$ -	$ -
358	A_6010210-Labor NonExm ST	Measuring and Regulating Station Expenses	875	$ 443,820	$ 59,872	$ 503,691	$ (503,691)	$ -	$ -
359	A_6010220-Labor NonExm OT	Measuring and Regulating Station Expenses	875	$ 93,978	$ (15,004)	$ 78,974	$ (78,974)	$ -	$ -
360	A_6010230-Labor NonExm NonProd	Measuring and Regulating Station Expenses	875	$ 80,677	$ 4,436	$ 85,113	$ (85,113)	$ -	$ -
361	A_6010910-Labor OffCycle Bonus	Measuring and Regulating Station Expenses	875	$ 107	$ 6	$ 113	$ (113)	$ -	$ -
362	A_6018999-Labor Exp Reclass	Measuring and Regulating Station Expenses	875	$ 878	$ 48	$ 926	$ (926)	$ -	$ -
363	A_6030010-EE ProfDue Subs Fees	Measuring and Regulating Station Expenses	875	$ 4	$ -	$ 4	$ -	$ 4	$ 4
364	A_6030040-EE Meals 50% Deduct	Measuring and Regulating Station Expenses	875	$ 1,373	$ -	$ 1,373	$ -	$ 1,373	$ 1,427
365	A_6030060-EE Shoes Uniforms	Measuring and Regulating Station Expenses	875	$ 7,240	$ -	$ 7,240	$ -	$ 7,240	$ 7,524
366	A_6030070-EE Training	Measuring and Regulating Station Expenses	875	$ 1,184	$ -	$ 1,184	$ -	$ 1,184	$ 1,231
367	A_6030080-EE Travel Lodging	Measuring and Regulating Station Expenses	875	$ 3,216	$ -	$ 3,216	$ -	$ 3,216	$ 3,343
368	A_6030091-EE Apprec and Gifts	Measuring and Regulating Station Expenses	875	$ 3	$ -	$ 3	$ -	$ 3	$ 3
369	A_6030800-EE Miscellaneous	Measuring and Regulating Station Expenses	875	$ 440	$ -	$ 440	$ -	$ 440	$ 458

NMGC Exhibit ECB-5
Page 316 of 596

NEW MEXICO GAS COMPANY, INC.

Operations and Maintenance Summary
Base Period - 12 Months Ending March 31, 2023
Future Test Year - 12 Months Ending September 30, 2025

	A	B	C	V	W	X	Y	Z	AA
3	Description	Account Name	FERC Acct	Total Linkage 1 Period Separately Forecasted Items	4/30/2023	5/31/2023	6/30/2023	7/31/2023	8/31/2023
321	A_6010210-Labor NonExm ST	Mains and Services Expenses	874	$ 1,651,455	$ 137,621	$ 137,621	$ 137,621	$ 137,621	$ 137,621
322	A_6010220-Labor NonExm OT	Mains and Services Expenses	874	$ 332,465	$ 27,705	$ 27,705	$ 27,705	$ 27,705	$ 27,705
323	A_6010230-Labor NonExm NonProd	Mains and Services Expenses	874	$ 288,791	$ 24,066	$ 24,066	$ 24,066	$ 24,066	$ 24,066
324	A_6010910-Labor OffCycle Bonus	Mains and Services Expenses	874	$ 526	$ 44	$ 44	$ 44	$ 44	$ 44
325	A_6030010-EE ProfDue Subs Fees	Mains and Services Expenses	874	$ -	$ 61	$ 61	$ 61	$ 61	$ 61
326	A_6030040-EE Meals 50% Deduct	Mains and Services Expenses	874	$ -	$ 313	$ 313	$ 313	$ 313	$ 313
327	A_6030060-EE Shoes Uniforms	Mains and Services Expenses	874	$ -	$ 2,203	$ 2,203	$ 2,203	$ 2,203	$ 2,203
328	A_6030070-EE Training	Mains and Services Expenses	874	$ -	$ 387	$ 387	$ 387	$ 387	$ 387
329	A_6030080-EE Travel Lodging	Mains and Services Expenses	874	$ -	$ 974	$ 974	$ 974	$ 974	$ 974
330	A_6030091-EE Apprec and Gifts	Mains and Services Expenses	874	$ -	$ 4	$ 4	$ 4	$ 4	$ 4
331	A_6030800-EE Miscellaneous	Mains and Services Expenses	874	$ -	$ 308	$ 308	$ 308	$ 308	$ 308
332	A_6100070-Consultants-Mgmt	Mains and Services Expenses	874	$ -	$ 109	$ 109	$ 109	$ 109	$ 109
333	A_6100080-Consultants-Other	Mains and Services Expenses	874	$ -	$ 623	$ 623	$ 623	$ 623	$ 623
334	A_6100100-Contractor Services	Mains and Services Expenses	874	$ -	$ 2,937	$ 2,937	$ 2,937	$ 2,937	$ 2,937
335	A_6100110-Instrument SvcRepair	Mains and Services Expenses	874	$ -	$ 214	$ 214	$ 214	$ 214	$ 214
336	A_6400010-M&S FurnOffEquip	Mains and Services Expenses	874	$ -	$ 42	$ 42	$ 42	$ 42	$ 42
337	A_6400020-M&S Gen Office	Mains and Services Expenses	874	$ -	$ 21	$ 21	$ 21	$ 21	$ 21
338	A_6400070-M&S Safety	Mains and Services Expenses	874	$ -	$ 82	$ 82	$ 82	$ 82	$ 82
339	A_6400080-M&S Vehicle Fuel	Mains and Services Expenses	874	$ -	$ 7	$ 7	$ 7	$ 7	$ 7
340	A_6400100-M&S OS Purchases	Mains and Services Expenses	874	$ -	$ 990	$ 990	$ 990	$ 990	$ 990
341	A_6400500-M&S Parts	Mains and Services Expenses	874	$ -	$ 1,330	$ 1,330	$ 1,330	$ 1,330	$ 1,330
342	A_6400510-M&S Small Tools	Mains and Services Expenses	874	$ -	$ 471	$ 471	$ 471	$ 471	$ 471
343	A_6401000-M&S Inven Issue	Mains and Services Expenses	874	$ -	$ 3,109	$ 3,109	$ 3,109	$ 3,109	$ 3,109
344	A_6710060-ST Rent-Vehicle	Mains and Services Expenses	874	$ -	$ 110	$ 110	$ 110	$ 110	$ 110
345	A_6730030-Utilities-Telecom	Mains and Services Expenses	874	$ -	$ 5	$ 5	$ 5	$ 5	$ 5
346	A_6790199-Fees-Miscellaneous	Mains and Services Expenses	874	$ -	$ 14	$ 14	$ 14	$ 14	$ 14
347	A_6790210-Permitting	Mains and Services Expenses	874	$ -	$ 317	$ 317	$ 317	$ 317	$ 317
348	A_6790230-Postage Ship Courier	Mains and Services Expenses	874	$ -	$ 63	$ 63	$ 63	$ 63	$ 63
349	A_6790320-Fleet Allocation	Mains and Services Expenses	874	$ -	$ 28,659	$ 28,659	$ 28,659	$ 28,659	$ 28,659
350	A_6790321-Stores Allocation	Mains and Services Expenses	874	$ -	$ 505	$ 505	$ 505	$ 505	$ 505
351	A_6790322-Small Tools Alloc	Mains and Services Expenses	874	$ -	$ 138	$ 138	$ 138	$ 138	$ 138
352	A_6790800-Other Oper-Misc	Mains and Services Expenses	874	$ -	$ 14,420	$ 14,420	$ 14,420	$ 14,420	$ 14,420
353	A_7103060-CIAC	Mains and Services Expenses	874	$ -	$ (66)	$ (66)	$ (66)	$ (66)	$ (66)
354	A_6010000-1001/A6010000	Measuring and Regulating Station Expenses	875	$ 654	$ 55	$ 55	$ 55	$ 55	$ 55
355	A_6010010-1001/R6010000	Measuring and Regulating Station Expenses	875	$ 111	$ 9	$ 9	$ 9	$ 9	$ 9
356	A_6010110-Labor Exempt ST	Measuring and Regulating Station Expenses	875	$ 91,890	$ 7,658	$ 7,658	$ 7,658	$ 7,658	$ 7,658
357	A_6010130-Labor Exempt NonProd	Measuring and Regulating Station Expenses	875	$ 18,161	$ 1,513	$ 1,513	$ 1,513	$ 1,513	$ 1,513
358	A_6010210-Labor NonExm ST	Measuring and Regulating Station Expenses	875	$ 512,506	$ 42,709	$ 42,709	$ 42,709	$ 42,709	$ 42,709
359	A_6010220-Labor NonExm OT	Measuring and Regulating Station Expenses	875	$ 80,357	$ 6,696	$ 6,696	$ 6,696	$ 6,696	$ 6,696
360	A_6010230-Labor NonExm NonProd	Measuring and Regulating Station Expenses	875	$ 86,602	$ 7,217	$ 7,217	$ 7,217	$ 7,217	$ 7,217
361	A_6010910-Labor OffCycle Bonus	Measuring and Regulating Station Expenses	875	$ 115	$ 10	$ 10	$ 10	$ 10	$ 10
362	A_6018999-Labor Exp Reclass	Measuring and Regulating Station Expenses	875	$ 942	$ 78	$ 78	$ 78	$ 78	$ 78
363	A_6030010-EE ProfDue Subs Fees	Measuring and Regulating Station Expenses	875	$ -	$ 0	$ 0	$ 0	$ 0	$ 0
364	A_6030040-EE Meals 50% Deduct	Measuring and Regulating Station Expenses	875	$ -	$ 119	$ 119	$ 119	$ 119	$ 119
365	A_6030060-EE Shoes Uniforms	Measuring and Regulating Station Expenses	875	$ -	$ 627	$ 627	$ 627	$ 627	$ 627
366	A_6030070-EE Training	Measuring and Regulating Station Expenses	875	$ -	$ 103	$ 103	$ 103	$ 103	$ 103
367	A_6030080-EE Travel Lodging	Measuring and Regulating Station Expenses	875	$ -	$ 279	$ 279	$ 279	$ 279	$ 279
368	A_6030091-EE Apprec and Gifts	Measuring and Regulating Station Expenses	875	$ -	$ 0	$ 0	$ 0	$ 0	$ 0
369	A_6030800-EE Miscellaneous	Measuring and Regulating Station Expenses	875	$ -	$ 38	$ 38	$ 38	$ 38	$ 38

NMGC Exhibit ECB-5
Page 317 of 596

Sponsored by NMGC Witness Erik C. Buchanan

630 Schedule H-1.2 BaseLink 1 2

NEW MEXICO GAS COMPANY, INC.

Operations and Maintenance Summary
Base Period - 12 Months Ending March 31, 2023
Future Test Year - 12 Months Ending September 30, 2025

	A	B	C	AB	AC	AD	AE	AF	AG
3	Description	Account Name	FERC Acct	9/30/2023	10/31/2023	11/30/2023	12/31/2023	1/31/2024	2/29/2024
321	A_6010210-Labor NonExm ST	Mains and Services Expenses	874	$ 137,621	$ 137,621	$ 137,621	$ 137,621	$ 137,621	$ 137,621
322	A_6010220-Labor NonExm OT	Mains and Services Expenses	874	$ 27,705	$ 27,705	$ 27,705	$ 27,705	$ 27,705	$ 27,705
323	A_6010230-Labor NonExm NonProd	Mains and Services Expenses	874	$ 24,066	$ 24,066	$ 24,066	$ 24,066	$ 24,066	$ 24,066
324	A_6010910-Labor OffCycle Bonus	Mains and Services Expenses	874	$ 44	$ 44	$ 44	$ 44	$ 44	$ 44
325	A_6030010-EE ProfDue Subs Fees	Mains and Services Expenses	874	$ 61	$ 61	$ 61	$ 61	$ 61	$ 61
326	A_6030040-EE Meals 50% Deduct	Mains and Services Expenses	874	$ 313	$ 313	$ 313	$ 313	$ 313	$ 313
327	A_6030060-EE Shoes Uniforms	Mains and Services Expenses	874	$ 2,203	$ 2,203	$ 2,203	$ 2,203	$ 2,203	$ 2,203
328	A_6030070-EE Training	Mains and Services Expenses	874	$ 387	$ 387	$ 387	$ 387	$ 387	$ 387
329	A_6030080-EE Travel Lodging	Mains and Services Expenses	874	$ 974	$ 974	$ 974	$ 974	$ 974	$ 974
330	A_6030091-EE Apprec and Gifts	Mains and Services Expenses	874	$ 4	$ 4	$ 4	$ 4	$ 4	$ 4
331	A_6030800-EE Miscellaneous	Mains and Services Expenses	874	$ 308	$ 308	$ 308	$ 308	$ 308	$ 308
332	A_6100070-Consultants-Mgmt	Mains and Services Expenses	874	$ 109	$ 109	$ 109	$ 109	$ 109	$ 109
333	A_6100080-Consultants-Other	Mains and Services Expenses	874	$ 623	$ 623	$ 623	$ 623	$ 623	$ 623
334	A_6100100-Contractor Services	Mains and Services Expenses	874	$ 2,937	$ 2,937	$ 2,937	$ 2,937	$ 2,937	$ 2,937
335	A_6100110-Instrument SvcRepair	Mains and Services Expenses	874	$ 214	$ 214	$ 214	$ 214	$ 214	$ 214
336	A_6400010-M&S FurnOffEquip	Mains and Services Expenses	874	$ 42	$ 42	$ 42	$ 42	$ 42	$ 42
337	A_6400020-M&S Gen Office	Mains and Services Expenses	874	$ 21	$ 21	$ 21	$ 21	$ 21	$ 21
338	A_6400070-M&S Safety	Mains and Services Expenses	874	$ 82	$ 82	$ 82	$ 82	$ 82	$ 82
339	A_6400080-M&S Vehicle Fuel	Mains and Services Expenses	874	$ 7	$ 7	$ 7	$ 7	$ 7	$ 7
340	A_6400100-M&S OS Purchases	Mains and Services Expenses	874	$ 990	$ 990	$ 990	$ 990	$ 990	$ 990
341	A_6400500-M&S Parts	Mains and Services Expenses	874	$ 1,330	$ 1,330	$ 1,330	$ 1,330	$ 1,330	$ 1,330
342	A_6400510-M&S Small Tools	Mains and Services Expenses	874	$ 471	$ 471	$ 471	$ 471	$ 471	$ 471
343	A_6401000-M&S Inven Issue	Mains and Services Expenses	874	$ 3,109	$ 3,109	$ 3,109	$ 3,109	$ 3,109	$ 3,109
344	A_6710060-ST Rent-Vehicle	Mains and Services Expenses	874	$ 110	$ 110	$ 110	$ 110	$ 110	$ 110
345	A_6730030-Utilities-Telecom	Mains and Services Expenses	874	$ 5	$ 5	$ 5	$ 5	$ 5	$ 5
346	A_6790199-Fees-Miscellaneous	Mains and Services Expenses	874	$ 14	$ 14	$ 14	$ 14	$ 14	$ 14
347	A_6790210-Permitting	Mains and Services Expenses	874	$ 317	$ 317	$ 317	$ 317	$ 317	$ 317
348	A_6790230-Postage Ship Courier	Mains and Services Expenses	874	$ 63	$ 63	$ 63	$ 63	$ 63	$ 63
349	A_6790320-Fleet Allocation	Mains and Services Expenses	874	$ 28,659	$ 28,659	$ 28,659	$ 28,659	$ 28,659	$ 28,659
350	A_6790321-Stores Allocation	Mains and Services Expenses	874	$ 505	$ 505	$ 505	$ 505	$ 505	$ 505
351	A_6790322-Small Tools Alloc	Mains and Services Expenses	874	$ 138	$ 138	$ 138	$ 138	$ 138	$ 138
352	A_6790800-Other Oper-Misc	Mains and Services Expenses	874	$ 14,420	$ 14,420	$ 14,420	$ 14,420	$ 14,420	$ 14,420
353	A_7103060-CIAC	Mains and Services Expenses	874	$ (66)	$ (66)	$ (66)	$ (66)	$ (66)	$ (66)
354	A_6010000-1001/A6010000	Measuring and Regulating Station Expenses	875	$ 55	$ 55	$ 55	$ 55	$ 55	$ 55
355	A_6010010-1001/R6010000	Measuring and Regulating Station Expenses	875	$ 9	$ 9	$ 9	$ 9	$ 9	$ 9
356	A_6010110-Labor Exempt ST	Measuring and Regulating Station Expenses	875	$ 7,658	$ 7,658	$ 7,658	$ 7,658	$ 7,658	$ 7,658
357	A_6010130-Labor Exempt NonProd	Measuring and Regulating Station Expenses	875	$ 1,513	$ 1,513	$ 1,513	$ 1,513	$ 1,513	$ 1,513
358	A_6010210-Labor NonExm ST	Measuring and Regulating Station Expenses	875	$ 42,709	$ 42,709	$ 42,709	$ 42,709	$ 42,709	$ 42,709
359	A_6010220-Labor NonExm OT	Measuring and Regulating Station Expenses	875	$ 6,696	$ 6,696	$ 6,696	$ 6,696	$ 6,696	$ 6,696
360	A_6010230-Labor NonExm NonProd	Measuring and Regulating Station Expenses	875	$ 7,217	$ 7,217	$ 7,217	$ 7,217	$ 7,217	$ 7,217
361	A_6010910-Labor OffCycle Bonus	Measuring and Regulating Station Expenses	875	$ 10	$ 10	$ 10	$ 10	$ 10	$ 10
362	A_6018999-Labor Exp Reclass	Measuring and Regulating Station Expenses	875	$ 78	$ 78	$ 78	$ 78	$ 78	$ 78
363	A_6030010-EE ProfDue Subs Fees	Measuring and Regulating Station Expenses	875	$ 0	$ 0	$ 0	$ 0	$ 0	$ 0
364	A_6030040-EE Meals 50% Deduct	Measuring and Regulating Station Expenses	875	$ 119	$ 119	$ 119	$ 119	$ 119	$ 119
365	A_6030060-EE Shoes Uniforms	Measuring and Regulating Station Expenses	875	$ 627	$ 627	$ 627	$ 627	$ 627	$ 627
366	A_6030070-EE Training	Measuring and Regulating Station Expenses	875	$ 103	$ 103	$ 103	$ 103	$ 103	$ 103
367	A_6030080-EE Travel Lodging	Measuring and Regulating Station Expenses	875	$ 279	$ 279	$ 279	$ 279	$ 279	$ 279
368	A_6030091-EE Apprec and Gifts	Measuring and Regulating Station Expenses	875	$ 0	$ 0	$ 0	$ 0	$ 0	$ 0
369	A_6030800-EE Miscellaneous	Measuring and Regulating Station Expenses	875	$ 38	$ 38	$ 38	$ 38	$ 38	$ 38

NMGC Exhibit ECB-5
Page 318 of 596

NEW MEXICO GAS COMPANY, INC.

Operations and Maintenance Summary
Base Period - 12 Months Ending March 31, 2023
Future Test Year - 12 Months Ending September 30, 2025

	A	B	C	AH	AI	AJ	AK	AL	AM
3	Description	Account Name	FERC Acct	3/31/2024	Linkage 1 Ending 3/31/2024	Escalated Linkage 2 - Results of Pure Escalation of 1.62%	Total Linkage 2 Period Separately Forecasted Items	4/1/2024	5/1/2024
321	A_6010210-Labor NonExm ST	Mains and Services Expenses	874	$ 137,621	$ 1,651,455	$ -	$ 1,679,859	$ 142,355	$ 142,355
322	A_6010220-Labor NonExm OT	Mains and Services Expenses	874	$ 27,705	$ 332,465	$ -	$ 338,183	$ 28,658	$ 28,658
323	A_6010230-Labor NonExm NonProd	Mains and Services Expenses	874	$ 24,066	$ 288,791	$ -	$ 293,758	$ 24,894	$ 24,894
324	A_6010910-Labor OffCycle Bonus	Mains and Services Expenses	874	$ 44	$ 526	$ -	$ 535	$ 45	$ 45
325	A_6030010-EE ProfDue Subs Fees	Mains and Services Expenses	874	$ 61	$ 731	$ 743	$ -	$ 63	$ 63
326	A_6030040-EE Meals 50% Deduct	Mains and Services Expenses	874	$ 313	$ 3,754	$ 3,815	$ -	$ 323	$ 323
327	A_6030060-EE Shoes Uniforms	Mains and Services Expenses	874	$ 2,203	$ 26,441	$ 26,871	$ -	$ 2,275	$ 2,275
328	A_6030070-EE Training	Mains and Services Expenses	874	$ 387	$ 4,645	$ 4,721	$ -	$ 400	$ 400
329	A_6030080-EE Travel Lodging	Mains and Services Expenses	874	$ 974	$ 11,683	$ 11,872	$ -	$ 1,005	$ 1,005
330	A_6030091-EE Apprec and Gifts	Mains and Services Expenses	874	$ 4	$ 52	$ 53	$ -	$ 4	$ 4
331	A_6030800-EE Miscellaneous	Mains and Services Expenses	874	$ 308	$ 3,691	$ 3,751	$ -	$ 318	$ 318
332	A_6100070-Consultants-Mgmt	Mains and Services Expenses	874	$ 109	$ 1,310	$ 1,331	$ -	$ 113	$ 113
333	A_6100080-Consultants-Other	Mains and Services Expenses	874	$ 623	$ 7,474	$ 7,595	$ -	$ 643	$ 643
334	A_6100100-Contractor Services	Mains and Services Expenses	874	$ 2,937	$ 35,247	$ 35,819	$ -	$ 3,033	$ 3,033
335	A_6100110-Instrument SvcRepair	Mains and Services Expenses	874	$ 214	$ 2,571	$ 2,613	$ -	$ 221	$ 221
336	A_6400010-M&S FurnOffEquip	Mains and Services Expenses	874	$ 42	$ 504	$ 512	$ -	$ 43	$ 43
337	A_6400020-M&S Gen Office	Mains and Services Expenses	874	$ 21	$ 248	$ 252	$ -	$ 21	$ 21
338	A_6400070-M&S Safety	Mains and Services Expenses	874	$ 82	$ 983	$ 999	$ -	$ 85	$ 85
339	A_6400080-M&S Vehicle Fuel	Mains and Services Expenses	874	$ 7	$ 85	$ 87	$ -	$ 7	$ 7
340	A_6400100-M&S OS Purchases	Mains and Services Expenses	874	$ 990	$ 11,875	$ 12,067	$ -	$ 1,022	$ 1,022
341	A_6400500-M&S Parts	Mains and Services Expenses	874	$ 1,330	$ 15,966	$ 16,225	$ -	$ 1,374	$ 1,374
342	A_6400510-M&S Small Tools	Mains and Services Expenses	874	$ 471	$ 5,651	$ 5,743	$ -	$ 486	$ 486
343	A_6401000-M&S Inven Issue	Mains and Services Expenses	874	$ 3,109	$ 37,308	$ 37,914	$ -	$ 3,210	$ 3,210
344	A_6710060-ST Rent-Vehicle	Mains and Services Expenses	874	$ 110	$ 1,320	$ 1,342	$ -	$ 114	$ 114
345	A_6730030-Utilities-Telecom	Mains and Services Expenses	874	$ 5	$ 57	$ 58	$ -	$ 5	$ 5
346	A_6790199-Fees-Miscellaneous	Mains and Services Expenses	874	$ 14	$ 165	$ 168	$ -	$ 14	$ 14
347	A_6790210-Permitting	Mains and Services Expenses	874	$ 317	$ 3,802	$ 3,863	$ -	$ 327	$ 327
348	A_6790230-Postage Ship Courier	Mains and Services Expenses	874	$ 63	$ 760	$ 773	$ -	$ 65	$ 65
349	A_6790320-Fleet Allocation	Mains and Services Expenses	874	$ 28,659	$ 343,906	$ 349,487	$ -	$ 29,589	$ 29,589
350	A_6790321-Stores Allocation	Mains and Services Expenses	874	$ 505	$ 6,059	$ 6,158	$ -	$ 521	$ 521
351	A_6790322-Small Tools Alloc	Mains and Services Expenses	874	$ 138	$ 1,658	$ 1,685	$ -	$ 143	$ 143
352	A_6790800-Other Oper-Misc	Mains and Services Expenses	874	$ 14,420	$ 173,036	$ 175,844	$ -	$ 14,888	$ 14,888
353	A_7103060-CIAC	Mains and Services Expenses	874	$ (66)	$ (790)	$ (803)	$ -	$ (68)	$ (68)
354	A_6010000-1001/A6010000	Measuring and Regulating Station Expenses	875	$ 55	$ 654	$ -	$ 666	$ 56	$ 56
355	A_6010010-1001/R6010000	Measuring and Regulating Station Expenses	875	$ 9	$ 111	$ -	$ 112	$ 10	$ 10
356	A_6010110-Labor Exempt ST	Measuring and Regulating Station Expenses	875	$ 7,658	$ 91,890	$ -	$ 93,471	$ 7,921	$ 7,921
357	A_6010130-Labor Exempt NonProd	Measuring and Regulating Station Expenses	875	$ 1,513	$ 18,161	$ -	$ 18,474	$ 1,566	$ 1,566
358	A_6010210-Labor NonExm ST	Measuring and Regulating Station Expenses	875	$ 42,709	$ 512,506	$ -	$ 521,321	$ 44,178	$ 44,178
359	A_6010220-Labor NonExm OT	Measuring and Regulating Station Expenses	875	$ 6,696	$ 80,357	$ -	$ 81,739	$ 6,927	$ 6,927
360	A_6010230-Labor NonExm NonProd	Measuring and Regulating Station Expenses	875	$ 7,217	$ 86,602	$ -	$ 88,092	$ 7,465	$ 7,465
361	A_6010910-Labor OffCycle Bonus	Measuring and Regulating Station Expenses	875	$ 10	$ 115	$ -	$ 117	$ 10	$ 10
362	A_6018999-Labor Exp Reclass	Measuring and Regulating Station Expenses	875	$ 78	$ 942	$ -	$ 958	$ 81	$ 81
363	A_6030010-EE ProfDue Subs Fees	Measuring and Regulating Station Expenses	875	$ 0	$ 4	$ 4	$ -	$ 0	$ 0
364	A_6030040-EE Meals 50% Deduct	Measuring and Regulating Station Expenses	875	$ 119	$ 1,427	$ 1,450	$ -	$ 123	$ 123
365	A_6030060-EE Shoes Uniforms	Measuring and Regulating Station Expenses	875	$ 627	$ 7,524	$ 7,646	$ -	$ 647	$ 647
366	A_6030070-EE Training	Measuring and Regulating Station Expenses	875	$ 103	$ 1,231	$ 1,251	$ -	$ 106	$ 106
367	A_6030080-EE Travel Lodging	Measuring and Regulating Station Expenses	875	$ 279	$ 3,343	$ 3,397	$ -	$ 288	$ 288
368	A_6030091-EE Apprec and Gifts	Measuring and Regulating Station Expenses	875	$ 0	$ 3	$ 3	$ -	$ 0	$ 0
369	A_6030800-EE Miscellaneous	Measuring and Regulating Station Expenses	875	$ 38	$ 458	$ 465	$ -	$ 39	$ 39

NMGC Exhibit ECB-5
Page 319 of 596

NEW MEXICO GAS COMPANY, INC.

Operations and Maintenance Summary
Base Period - 12 Months Ending March 31, 2023
Future Test Year - 12 Months Ending September 30, 2025

	A	B	C	AN	AO	AP	AQ	AR
3	Description	Account Name	FERC Acct	6/1/2024	7/1/2024	8/1/2024	9/1/2024	Linkage 2 Ending 9/30/2024
321	A_6010210-Labor NonExm ST	Mains and Services Expenses	874	$ 142,355	$ 142,355	$ 142,355	$ 142,355	$ 1,679,859
322	A_6010220-Labor NonExm OT	Mains and Services Expenses	874	$ 28,658	$ 28,658	$ 28,658	$ 28,658	$ 338,183
323	A_6010230-Labor NonExm NonProd	Mains and Services Expenses	874	$ 24,894	$ 24,894	$ 24,894	$ 24,894	$ 293,758
324	A_6010910-Labor OffCycle Bonus	Mains and Services Expenses	874	$ 45	$ 45	$ 45	$ 45	$ 535
325	A_6030010-EE ProfDue Subs Fees	Mains and Services Expenses	874	$ 63	$ 63	$ 63	$ 63	$ 743
326	A_6030040-EE Meals 50% Deduct	Mains and Services Expenses	874	$ 323	$ 323	$ 323	$ 323	$ 3,815
327	A_6030060-EE Shoes Uniforms	Mains and Services Expenses	874	$ 2,275	$ 2,275	$ 2,275	$ 2,275	$ 26,871
328	A_6030070-EE Training	Mains and Services Expenses	874	$ 400	$ 400	$ 400	$ 400	$ 4,721
329	A_6030080-EE Travel Lodging	Mains and Services Expenses	874	$ 1,005	$ 1,005	$ 1,005	$ 1,005	$ 11,872
330	A_6030091-EE Apprec and Gifts	Mains and Services Expenses	874	$ 4	$ 4	$ 4	$ 4	$ 53
331	A_6030800-EE Miscellaneous	Mains and Services Expenses	874	$ 318	$ 318	$ 318	$ 318	$ 3,751
332	A_6100070-Consultants-Mgmt	Mains and Services Expenses	874	$ 113	$ 113	$ 113	$ 113	$ 1,331
333	A_6100080-Consultants-Other	Mains and Services Expenses	874	$ 643	$ 643	$ 643	$ 643	$ 7,595
334	A_6100100-Contractor Services	Mains and Services Expenses	874	$ 3,033	$ 3,033	$ 3,033	$ 3,033	$ 35,819
335	A_6100110-Instrument SvcRepair	Mains and Services Expenses	874	$ 221	$ 221	$ 221	$ 221	$ 2,613
336	A_6400010-M&S FurnOffEquip	Mains and Services Expenses	874	$ 43	$ 43	$ 43	$ 43	$ 512
337	A_6400020-M&S Gen Office	Mains and Services Expenses	874	$ 21	$ 21	$ 21	$ 21	$ 252
338	A_6400070-M&S Safety	Mains and Services Expenses	874	$ 85	$ 85	$ 85	$ 85	$ 999
339	A_6400080-M&S Vehicle Fuel	Mains and Services Expenses	874	$ 7	$ 7	$ 7	$ 7	$ 87
340	A_6400100-M&S OS Purchases	Mains and Services Expenses	874	$ 1,022	$ 1,022	$ 1,022	$ 1,022	$ 12,067
341	A_6400500-M&S Parts	Mains and Services Expenses	874	$ 1,374	$ 1,374	$ 1,374	$ 1,374	$ 16,225
342	A_6400510-M&S Small Tools	Mains and Services Expenses	874	$ 486	$ 486	$ 486	$ 486	$ 5,743
343	A_6401000-M&S Inven Issue	Mains and Services Expenses	874	$ 3,210	$ 3,210	$ 3,210	$ 3,210	$ 37,914
344	A_6710060-ST Rent-Vehicle	Mains and Services Expenses	874	$ 114	$ 114	$ 114	$ 114	$ 1,342
345	A_6730030-Utilities-Telecom	Mains and Services Expenses	874	$ 5	$ 5	$ 5	$ 5	$ 58
346	A_6790199-Fees-Miscellaneous	Mains and Services Expenses	874	$ 14	$ 14	$ 14	$ 14	$ 168
347	A_6790210-Permitting	Mains and Services Expenses	874	$ 327	$ 327	$ 327	$ 327	$ 3,863
348	A_6790230-Postage Ship Courier	Mains and Services Expenses	874	$ 65	$ 65	$ 65	$ 65	$ 773
349	A_6790320-Fleet Allocation	Mains and Services Expenses	874	$ 29,589	$ 29,589	$ 29,589	$ 29,589	$ 349,487
350	A_6790321-Stores Allocation	Mains and Services Expenses	874	$ 521	$ 521	$ 521	$ 521	$ 6,158
351	A_6790322-Small Tools Alloc	Mains and Services Expenses	874	$ 143	$ 143	$ 143	$ 143	$ 1,685
352	A_6790800-Other Oper-Misc	Mains and Services Expenses	874	$ 14,888	$ 14,888	$ 14,888	$ 14,888	$ 175,844
353	A_7103060-CIAC	Mains and Services Expenses	874	$ (68)	$ (68)	$ (68)	$ (68)	$ (803)
354	A_6010000-1001/A6010000	Measuring and Regulating Station Expenses	875	$ 56	$ 56	$ 56	$ 56	$ 666
355	A_6010010-1001/R6010000	Measuring and Regulating Station Expenses	875	$ 10	$ 10	$ 10	$ 10	$ 112
356	A_6010110-Labor Exempt ST	Measuring and Regulating Station Expenses	875	$ 7,921	$ 7,921	$ 7,921	$ 7,921	$ 93,471
357	A_6010130-Labor Exempt NonProd	Measuring and Regulating Station Expenses	875	$ 1,566	$ 1,566	$ 1,566	$ 1,566	$ 18,474
358	A_6010210-Labor NonExm ST	Measuring and Regulating Station Expenses	875	$ 44,178	$ 44,178	$ 44,178	$ 44,178	$ 521,321
359	A_6010220-Labor NonExm OT	Measuring and Regulating Station Expenses	875	$ 6,927	$ 6,927	$ 6,927	$ 6,927	$ 81,739
360	A_6010230-Labor NonExm NonProd	Measuring and Regulating Station Expenses	875	$ 7,465	$ 7,465	$ 7,465	$ 7,465	$ 88,092
361	A_6010910-Labor OffCycle Bonus	Measuring and Regulating Station Expenses	875	$ 10	$ 10	$ 10	$ 10	$ 117
362	A_6018999-Labor Exp Reclass	Measuring and Regulating Station Expenses	875	$ 81	$ 81	$ 81	$ 81	$ 958
363	A_6030010-EE ProfDue Subs Fees	Measuring and Regulating Station Expenses	875	$ 0	$ 0	$ 0	$ 0	$ 4
364	A_6030040-EE Meals 50% Deduct	Measuring and Regulating Station Expenses	875	$ 123	$ 123	$ 123	$ 123	$ 1,450
365	A_6030060-EE Shoes Uniforms	Measuring and Regulating Station Expenses	875	$ 647	$ 647	$ 647	$ 647	$ 7,646
366	A_6030070-EE Training	Measuring and Regulating Station Expenses	875	$ 106	$ 106	$ 106	$ 106	$ 1,251
367	A_6030080-EE Travel Lodging	Measuring and Regulating Station Expenses	875	$ 288	$ 288	$ 288	$ 288	$ 3,397
368	A_6030091-EE Apprec and Gifts	Measuring and Regulating Station Expenses	875	$ 0	$ 0	$ 0	$ 0	$ 3
369	A_6030800-EE Miscellaneous	Measuring and Regulating Station Expenses	875	$ 39	$ 39	$ 39	$ 39	$ 465

NMGC Exhibit ECB-5
Page 320 of 596

NEW MEXICO GAS COMPANY, INC.

Operations and Maintenance Summary
Base Period - 12 Months Ending March 31, 2023
Future Test Year - 12 Months Ending September 30, 2025

	A	B	C	D	E	F	G	H	I
3	Description	Account Name	FERC Acct	4/30/2022	5/31/2022	6/30/2022	7/31/2022	8/31/2022	9/30/2022
370	A_6100010-Advertising	Measuring and Regulating Station Expenses	875	$ -	$ -	$ 2,283	$ -	$ -	$ -
371	A_6100070-Consultants-Mgmt	Measuring and Regulating Station Expenses	875	$ 4	$ -	$ -	$ -	$ -	$ -
372	A_6100080-Consultants-Other	Measuring and Regulating Station Expenses	875	$ 2,693	$ 4,481	$ 2,989	$ 2,383	$ 2,309	$ 1,032
373	A_6100100-Contractor Services	Measuring and Regulating Station Expenses	875	$ 3,158	$ 1,607	$ -	$ 1,001	$ 3,615	$ 3,815
374	A_6100110-Instrument SvcRepair	Measuring and Regulating Station Expenses	875	$ 338	$ -	$ 8,166	$ 616	$ -	$ -
375	A_6100120-Tool Service/Repair	Measuring and Regulating Station Expenses	875	$ -	$ -	$ -	$ -	$ -	$ -
376	A_6400010-M&S FurnOffEquip	Measuring and Regulating Station Expenses	875	$ -	$ -	$ -	$ -	$ -	$ -
377	A_6400020-M&S Gen Office	Measuring and Regulating Station Expenses	875	$ 122	$ 50	$ -	$ -	$ 63	$ 34
378	A_6400070-M&S Safety	Measuring and Regulating Station Expenses	875	$ -	$ 81	$ -	$ -	$ -	$ 35
379	A_6400100-M&S OS Purchases	Measuring and Regulating Station Expenses	875	$ 4,932	$ 2,517	$ 2,700	$ 3,114	$ 7,213	$ 3,509
380	A_6400500-M&S Parts	Measuring and Regulating Station Expenses	875	$ 1,837	$ 453	$ 1,083	$ -	$ 2,646	$ 151
381	A_6400510-M&S Small Tools	Measuring and Regulating Station Expenses	875	$ 100	$ 1,327	$ 3,319	$ -	$ 391	$ 441
382	A_6401000-M&S Inven Issue	Measuring and Regulating Station Expenses	875	$ 11,028	$ 18,172	$ 27,836	$ 4,034	$ 31,324	$ 14,634
383	A_6720020-LTLease-NonOffEquip	Measuring and Regulating Station Expenses	875	$ 213	$ 330	$ 124	$ 120	$ 228	$ 228
384	A_6790199-Fees-Miscellaneous	Measuring and Regulating Station Expenses	875	$ -	$ -	$ -	$ -	$ -	$ -
385	A_6790230-Postage Ship Courier	Measuring and Regulating Station Expenses	875	$ 188	$ 543	$ -	$ 273	$ 70	$ -
386	A_6790320-Fleet Allocation	Measuring and Regulating Station Expenses	875	$ 6,524	$ 9,443	$ 6,898	$ 7,201	$ 7,662	$ 6,683
387	A_6790321-Stores Allocation	Measuring and Regulating Station Expenses	875	$ 1,093	$ 3,663	$ 3,488	$ 431	$ 3,072	$ 760
388	A_6790322-Small Tools Alloc	Measuring and Regulating Station Expenses	875	$ 521	$ 682	$ 1,230	$ 120	$ 1,552	$ 269
389	A_6790800-Other Oper-Misc	Measuring and Regulating Station Expenses	875	$ 3,909	$ 3,909	$ 3,909	$ 4,763	$ 3,909	$ 3,909
390	A_6010000-1001/A6010000	Meter and House Regulator Expenses	878	$ (3,215)	$ (2,279)	$ 409	$ 132	$ 0	$ 45
391	A_6010010-1001/R6010000	Meter and House Regulator Expenses	878	$ 789	$ -	$ -	$ 160	$ 69	$ 2
392	A_6010110-Labor Exempt ST	Meter and House Regulator Expenses	878	$ 48,933	$ 57,095	$ 46,264	$ 48,558	$ 56,015	$ 49,570
393	A_6010130-Labor Exempt NonProd	Meter and House Regulator Expenses	878	$ 10,839	$ 4,954	$ 16,455	$ 11,557	$ 7,436	$ 15,075
394	A_6010210-Labor NonExm ST	Meter and House Regulator Expenses	878	$ 403,680	$ 463,467	$ 372,093	$ 378,200	$ 461,915	$ 417,948
395	A_6010220-Labor NonExm OT	Meter and House Regulator Expenses	878	$ 125,961	$ 103,953	$ 113,198	$ 116,515	$ 120,404	$ 139,983
396	A_6010230-Labor NonExm NonProd	Meter and House Regulator Expenses	878	$ 106,899	$ 38,513	$ 97,581	$ 90,793	$ 48,931	$ 103,235
397	A_6010910-Labor OffCycle Bonus	Meter and House Regulator Expenses	878	$ 35	$ -	$ -	$ 450	$ -	$ -
398	A_6030010-EE ProfDue Subs Fees	Meter and House Regulator Expenses	878	$ 75	$ -	$ 75	$ -	$ 75	$ 100
399	A_6030040-EE Meals 50% Deduct	Meter and House Regulator Expenses	878	$ 4,456	$ 4,133	$ 3,929	$ 1,815	$ 2,925	$ 3,378
400	A_6030050-EE Mileage	Meter and House Regulator Expenses	878	$ -	$ -	$ -	$ -	$ -	$ -
401	A_6030060-EE Shoes Uniforms	Meter and House Regulator Expenses	878	$ 5,377	$ 553	$ 4,133	$ 804	$ 4,681	$ 2,538
402	A_6030070-EE Training	Meter and House Regulator Expenses	878	$ -	$ 3,781	$ 946	$ 1,550	$ -	$ 376
403	A_6030080-EE Travel Lodging	Meter and House Regulator Expenses	878	$ 4,173	$ 5,951	$ 5,855	$ 2,719	$ 1,044	$ 2,807
404	A_6030091-EE Apprec and Gifts	Meter and House Regulator Expenses	878	$ 86	$ 6	$ -	$ -	$ 19	$ -
405	A_6030800-EE Miscellaneous	Meter and House Regulator Expenses	878	$ 286	$ 5,554	$ 1,111	$ 1,776	$ 728	$ 559
406	A_6100070-Consultants-Mgmt	Meter and House Regulator Expenses	878	$ 45	$ -	$ -	$ -	$ -	$ -
407	A_6100080-Consultants-Other	Meter and House Regulator Expenses	878	$ 347	$ -	$ 864	$ 631	$ 206	$ -
408	A_6100100-Contractor Services	Meter and House Regulator Expenses	878	$ 624	$ 12,196	$ -	$ 313	$ 3,474	$ 319
409	A_6100110-Instrument SvcRepair	Meter and House Regulator Expenses	878	$ -	$ -	$ 2,138	$ -	$ -	$ -
410	A_6100150-Printing	Meter and House Regulator Expenses	878	$ -	$ 365	$ -	$ -	$ -	$ -
411	A_6400020-M&S Gen Office	Meter and House Regulator Expenses	878	$ 572	$ 293	$ 461	$ 30	$ 543	$ -
412	A_6400030-M&S Chemicals	Meter and House Regulator Expenses	878	$ 206	$ -	$ -	$ -	$ -	$ -
413	A_6400060-M&S Ops Consum	Meter and House Regulator Expenses	878	$ -	$ -	$ -	$ -	$ -	$ -
414	A_6400070-M&S Safety	Meter and House Regulator Expenses	878	$ 369	$ 715	$ 428	$ 120	$ 1,218	$ 2,777
415	A_6400080-M&S Vehicle Fuel	Meter and House Regulator Expenses	878	$ -	$ 11	$ -	$ -	$ -	$ 321
416	A_6400100-M&S OS Purchases	Meter and House Regulator Expenses	878	$ 5,153	$ 6,743	$ 1,219	$ 2,588	$ 5,242	$ 2,104
417	A_6400500-M&S Parts	Meter and House Regulator Expenses	878	$ -	$ 27	$ 241	$ -	$ -	$ 83
418	A_6400505-M&S Part Repairs	Meter and House Regulator Expenses	878	$ -	$ -	$ -	$ -	$ 129	$ -

NMGC Exhibit ECB-5
Page 321 of 596

NEW MEXICO GAS COMPANY, INC.

Operations and Maintenance Summary
Base Period - 12 Months Ending March 31, 2023
Future Test Year - 12 Months Ending September 30, 2025

	A	B	C	J	K	L	M	N	O
3	Description	Account Name	FERC Acct	10/31/2022	11/30/2022	12/31/2022	1/31/2023	2/28/2023	3/31/2023
370	A_6100010-Advertising	Measuring and Regulating Station Expenses	875	$ -	$ -	$ -	$ -	$ -	$ -
371	A_6100070-Consultants-Mgmt	Measuring and Regulating Station Expenses	875	$ -	$ 211	$ 133	$ -	$ -	$ -
372	A_6100080-Consultants-Other	Measuring and Regulating Station Expenses	875	$ 1,074	$ 367	$ 953	$ 1,738	$ 2,082	$ 7,681
373	A_6100100-Contractor Services	Measuring and Regulating Station Expenses	875	$ 443	$ 691	$ 1,026	$ 112	$ 11,260	$ 8,173
374	A_6100110-Instrument SvcRepair	Measuring and Regulating Station Expenses	875	$ -	$ -	$ -	$ -	$ -	$ -
375	A_6100120-Tool Service/Repair	Measuring and Regulating Station Expenses	875	$ 206	$ 7,698	$ -	$ -	$ -	$ -
376	A_6400010-M&S FurnOffEquip	Measuring and Regulating Station Expenses	875	$ -	$ -	$ -	$ -	$ -	$ 124
377	A_6400020-M&S Gen Office	Measuring and Regulating Station Expenses	875	$ -	$ -	$ -	$ -	$ -	$ -
378	A_6400070-M&S Safety	Measuring and Regulating Station Expenses	875	$ 347	$ -	$ -	$ -	$ -	$ -
379	A_6400100-M&S OS Purchases	Measuring and Regulating Station Expenses	875	$ 3,895	$ 1,696	$ 5,812	$ 708	$ 12,862	$ 4,505
380	A_6400500-M&S Parts	Measuring and Regulating Station Expenses	875	$ 913	$ 774	$ 890	$ 22,314	$ 16,372	$ 3,818
381	A_6400510-M&S Small Tools	Measuring and Regulating Station Expenses	875	$ 386	$ 100	$ 791	$ -	$ 244	$ 70
382	A_6401000-M&S Inven Issue	Measuring and Regulating Station Expenses	875	$ 11,951	$ 7,990	$ 8,198	$ 23,370	$ 17,085	$ 33,430
383	A_6720020-LTLease-NonOffEquip	Measuring and Regulating Station Expenses	875	$ 427	$ 124	$ 239	$ 265	$ 316	$ 279
384	A_6790199-Fees-Miscellaneous	Measuring and Regulating Station Expenses	875	$ -	$ -	$ 75	$ -	$ -	$ -
385	A_6790230-Postage Ship Courier	Measuring and Regulating Station Expenses	875	$ -	$ -	$ 567	$ 249	$ 15	$ 294
386	A_6790320-Fleet Allocation	Measuring and Regulating Station Expenses	875	$ 4,971	$ 5,489	$ 4,600	$ 5,967	$ 7,206	$ 6,095
387	A_6790321-Stores Allocation	Measuring and Regulating Station Expenses	875	$ 1,200	$ 194	$ 1,282	$ 2,936	$ 1,257	$ 2,278
388	A_6790322-Small Tools Alloc	Measuring and Regulating Station Expenses	875	$ 853	$ 180	$ 319	$ 1,850	$ 2,253	$ 781
389	A_6790800-Other Oper-Misc	Measuring and Regulating Station Expenses	875	$ 3,909	$ 3,909	$ 3,909	$ -	$ -	$ 6,211
390	A_6010000-1001/A6010000	Meter and House Regulator Expenses	878	$ 443	$ 120	$ 620	$ 9	$ (1,316)	$ 124
391	A_6010010-1001/R6010000	Meter and House Regulator Expenses	878	$ 65	$ -	$ 221	$ -	$ 104	$ 65
392	A_6010110-Labor Exempt ST	Meter and House Regulator Expenses	878	$ 58,703	$ 52,832	$ 39,840	$ 51,723	$ 51,719	$ 57,687
393	A_6010130-Labor Exempt NonProd	Meter and House Regulator Expenses	878	$ 4,349	$ 12,830	$ 24,579	$ 15,512	$ 6,731	$ 8,697
394	A_6010210-Labor NonExm ST	Meter and House Regulator Expenses	878	$ 460,278	$ 453,785	$ 385,914	$ 428,277	$ 447,240	$ 505,959
395	A_6010220-Labor NonExm OT	Meter and House Regulator Expenses	878	$ 151,471	$ 192,909	$ 187,879	$ 180,555	$ 135,738	$ 163,844
396	A_6010230-Labor NonExm NonProd	Meter and House Regulator Expenses	878	$ 41,035	$ 62,144	$ 171,494	$ 142,938	$ 38,390	$ 67,682
397	A_6010910-Labor OffCycle Bonus	Meter and House Regulator Expenses	878	$ 794	$ 2	$ -	$ 1,098	$ -	$ -
398	A_6030010-EE ProfDue Subs Fees	Meter and House Regulator Expenses	878	$ 56	$ -	$ 150	$ -	$ -	$ -
399	A_6030040-EE Meals 50% Deduct	Meter and House Regulator Expenses	878	$ 1,347	$ 2,010	$ 1,663	$ 1,365	$ 703	$ 1,857
400	A_6030050-EE Mileage	Meter and House Regulator Expenses	878	$ -	$ -	$ 188	$ -	$ -	$ -
401	A_6030060-EE Shoes Uniforms	Meter and House Regulator Expenses	878	$ -	$ 2,719	$ 376	$ 79,735	$ 2,537	$ 2,872
402	A_6030070-EE Training	Meter and House Regulator Expenses	878	$ 4,524	$ 530	$ 1,425	$ 8,109	$ (1,056)	$ -
403	A_6030080-EE Travel Lodging	Meter and House Regulator Expenses	878	$ 4,372	$ 2,715	$ 1,419	$ 1,128	$ -	$ 1,924
404	A_6030091-EE Apprec and Gifts	Meter and House Regulator Expenses	878	$ -	$ -	$ 2,484	$ -	$ -	$ -
405	A_6030800-EE Miscellaneous	Meter and House Regulator Expenses	878	$ 231	$ 552	$ 396	$ 297	$ 369	$ 945
406	A_6100070-Consultants-Mgmt	Meter and House Regulator Expenses	878	$ -	$ 2,695	$ 2,194	$ -	$ -	$ -
407	A_6100080-Consultants-Other	Meter and House Regulator Expenses	878	$ 477	$ -	$ -	$ 936	$ 818	$ -
408	A_6100100-Contractor Services	Meter and House Regulator Expenses	878	$ 2,113	$ 2,722	$ 736	$ 782	$ -	$ 1,106
409	A_6100110-Instrument SvcRepair	Meter and House Regulator Expenses	878	$ -	$ -	$ 909	$ -	$ -	$ -
410	A_6100150-Printing	Meter and House Regulator Expenses	878	$ -	$ 275	$ -	$ -	$ -	$ -
411	A_6400020-M&S Gen Office	Meter and House Regulator Expenses	878	$ -	$ 426	$ 1,184	$ 475	$ 96	$ 519
412	A_6400030-M&S Chemicals	Meter and House Regulator Expenses	878	$ -	$ -	$ -	$ -	$ -	$ -
413	A_6400060-M&S Ops Consum	Meter and House Regulator Expenses	878	$ -	$ -	$ -	$ 142	$ 369	$ (0)
414	A_6400070-M&S Safety	Meter and House Regulator Expenses	878	$ 4,302	$ 50	$ 243	$ 3,123	$ 22	$ 956
415	A_6400080-M&S Vehicle Fuel	Meter and House Regulator Expenses	878	$ -	$ 46	$ 145	$ -	$ -	$ 15
416	A_6400100-M&S OS Purchases	Meter and House Regulator Expenses	878	$ 2,216	$ 5,090	$ 9,291	$ 10,424	$ 4,070	$ 11,956
417	A_6400500-M&S Parts	Meter and House Regulator Expenses	878	$ 133	$ 224	$ 378	$ 212	$ 1,157	$ 202
418	A_6400505-M&S Part Repairs	Meter and House Regulator Expenses	878	$ -	$ -	$ -	$ -	$ -	$ -

NMGC Exhibit ECB-5
Page 322 of 596

NEW MEXICO GAS COMPANY, INC.

Operations and Maintenance Summary
Base Period - 12 Months Ending March 31, 2023
Future Test Year - 12 Months Ending September 30, 2025

	A	B	C	P	Q	R	S	T	U
3	Description	Account Name	FERC Acct	Total Company Unadjusted Base Period Ending 3/31/2023	Base Period Adjustments	Adjusted Base Period	Removal of Separately Forecasted Items (To be added back Later)	Remaining Base Period O&M to be Escalated	Escalated Linkage 1 - Results of Pure Escalation of 3.93%
370	A_6100010-Advertising	Measuring and Regulating Station Expenses	875	$ 2,283	$ -	$ 2,283	$ -	$ 2,283	$ 2,373
371	A_6100070-Consultants-Mgmt	Measuring and Regulating Station Expenses	875	$ 348	$ -	$ 348	$ -	$ 348	$ 362
372	A_6100080-Consultants-Other	Measuring and Regulating Station Expenses	875	$ 29,783	$ -	$ 29,783	$ -	$ 29,783	$ 30,954
373	A_6100100-Contractor Services	Measuring and Regulating Station Expenses	875	$ 34,900	$ -	$ 34,900	$ -	$ 34,900	$ 36,272
374	A_6100110-Instrument SvcRepair	Measuring and Regulating Station Expenses	875	$ 9,120	$ -	$ 9,120	$ -	$ 9,120	$ 9,479
375	A_6100120-Tool Service/Repair	Measuring and Regulating Station Expenses	875	$ 7,904	$ -	$ 7,904	$ -	$ 7,904	$ 8,214
376	A_6400010-M&S FurnOffEquip	Measuring and Regulating Station Expenses	875	$ 124	$ -	$ 124	$ -	$ 124	$ 129
377	A_6400020-M&S Gen Office	Measuring and Regulating Station Expenses	875	$ 269	$ -	$ 269	$ -	$ 269	$ 280
378	A_6400070-M&S Safety	Measuring and Regulating Station Expenses	875	$ 464	$ -	$ 464	$ -	$ 464	$ 482
379	A_6400100-M&S OS Purchases	Measuring and Regulating Station Expenses	875	$ 53,462	$ -	$ 53,462	$ -	$ 53,462	$ 55,565
380	A_6400500-M&S Parts	Measuring and Regulating Station Expenses	875	$ 51,250	$ -	$ 51,250	$ -	$ 51,250	$ 53,265
381	A_6400510-M&S Small Tools	Measuring and Regulating Station Expenses	875	$ 7,170	$ -	$ 7,170	$ -	$ 7,170	$ 7,452
382	A_6401000-M&S Inven Issue	Measuring and Regulating Station Expenses	875	$ 209,052	$ -	$ 209,052	$ -	$ 209,052	$ 217,272
383	A_6720020-LTLease-NonOffEquip	Measuring and Regulating Station Expenses	875	$ 2,893	$ -	$ 2,893	$ -	$ 2,893	$ 3,006
384	A_6790199-Fees-Miscellaneous	Measuring and Regulating Station Expenses	875	$ 75	$ -	$ 75	$ -	$ 75	$ 78
385	A_6790230-Postage Ship Courier	Measuring and Regulating Station Expenses	875	$ 2,200	$ -	$ 2,200	$ -	$ 2,200	$ 2,286
386	A_6790320-Fleet Allocation	Measuring and Regulating Station Expenses	875	$ 78,739	$ -	$ 78,739	$ -	$ 78,739	$ 81,835
387	A_6790321-Stores Allocation	Measuring and Regulating Station Expenses	875	$ 21,654	$ -	$ 21,654	$ -	$ 21,654	$ 22,505
388	A_6790322-Small Tools Alloc	Measuring and Regulating Station Expenses	875	$ 10,609	$ -	$ 10,609	$ -	$ 10,609	$ 11,027
389	A_6790800-Other Oper-Misc	Measuring and Regulating Station Expenses	875	$ 42,247	$ -	$ 42,247	$ -	$ 42,247	$ 43,908
390	A_6010000-1001/A6010000	Meter and House Regulator Expenses	878	$ (4,907)	$ (270)	$ (5,177)	$ 5,177	$ -	$ -
391	A_6010010-1001/R6010000	Meter and House Regulator Expenses	878	$ 1,475	$ 81	$ 1,556	$ (1,556)	$ -	$ -
392	A_6010110-Labor Exempt ST	Meter and House Regulator Expenses	878	$ 618,939	$ 83,495	$ 702,434	$ (702,434)	$ -	$ -
393	A_6010130-Labor Exempt NonProd	Meter and House Regulator Expenses	878	$ 139,015	$ 7,644	$ 146,659	$ (146,659)	$ -	$ -
394	A_6010210-Labor NonExm ST	Meter and House Regulator Expenses	878	$ 5,178,755	$ 698,619	$ 5,877,374	$ (5,877,374)	$ -	$ -
395	A_6010220-Labor NonExm OT	Meter and House Regulator Expenses	878	$ 1,732,410	$ (276,585)	$ 1,455,825	$ (1,455,825)	$ -	$ -
396	A_6010230-Labor NonExm NonProd	Meter and House Regulator Expenses	878	$ 1,009,636	$ 55,515	$ 1,065,152	$ (1,065,152)	$ -	$ -
397	A_6010910-Labor OffCycle Bonus	Meter and House Regulator Expenses	878	$ 2,379	$ 131	$ 2,510	$ (2,510)	$ -	$ -
398	A_6030010-EE ProfDue Subs Fees	Meter and House Regulator Expenses	878	$ 531	$ -	$ 531	$ -	$ 531	$ 552
399	A_6030040-EE Meals 50% Deduct	Meter and House Regulator Expenses	878	$ 29,581	$ -	$ 29,581	$ -	$ 29,581	$ 30,744
400	A_6030050-EE Mileage	Meter and House Regulator Expenses	878	$ 188	$ -	$ 188	$ -	$ 188	$ 195
401	A_6030060-EE Shoes Uniforms	Meter and House Regulator Expenses	878	$ 106,326	$ -	$ 106,326	$ -	$ 106,326	$ 110,507
402	A_6030070-EE Training	Meter and House Regulator Expenses	878	$ 20,185	$ -	$ 20,185	$ -	$ 20,185	$ 20,978
403	A_6030080-EE Travel Lodging	Meter and House Regulator Expenses	878	$ 34,107	$ -	$ 34,107	$ -	$ 34,107	$ 35,448
404	A_6030091-EE Apprec and Gifts	Meter and House Regulator Expenses	878	$ 2,596	$ -	$ 2,596	$ -	$ 2,596	$ 2,698
405	A_6030800-EE Miscellaneous	Meter and House Regulator Expenses	878	$ 12,805	$ -	$ 12,805	$ -	$ 12,805	$ 13,308
406	A_6100070-Consultants-Mgmt	Meter and House Regulator Expenses	878	$ 4,935	$ -	$ 4,935	$ -	$ 4,935	$ 5,129
407	A_6100080-Consultants-Other	Meter and House Regulator Expenses	878	$ 4,279	$ -	$ 4,279	$ -	$ 4,279	$ 4,447
408	A_6100100-Contractor Services	Meter and House Regulator Expenses	878	$ 24,383	$ -	$ 24,383	$ -	$ 24,383	$ 25,342
409	A_6100110-Instrument SvcRepair	Meter and House Regulator Expenses	878	$ 3,047	$ -	$ 3,047	$ -	$ 3,047	$ 3,167
410	A_6100150-Printing	Meter and House Regulator Expenses	878	$ 640	$ -	$ 640	$ -	$ 640	$ 665
411	A_6400020-M&S Gen Office	Meter and House Regulator Expenses	878	$ 4,598	$ -	$ 4,598	$ -	$ 4,598	$ 4,779
412	A_6400030-M&S Chemicals	Meter and House Regulator Expenses	878	$ 206	$ -	$ 206	$ -	$ 206	$ 214
413	A_6400060-M&S Ops Consum	Meter and House Regulator Expenses	878	$ 512	$ -	$ 512	$ -	$ 512	$ 532
414	A_6400070-M&S Safety	Meter and House Regulator Expenses	878	$ 14,322	$ -	$ 14,322	$ -	$ 14,322	$ 14,885
415	A_6400080-M&S Vehicle Fuel	Meter and House Regulator Expenses	878	$ 538	$ -	$ 538	$ -	$ 538	$ 559
416	A_6400100-M&S OS Purchases	Meter and House Regulator Expenses	878	$ 66,096	$ -	$ 66,096	$ -	$ 66,096	$ 68,695
417	A_6400500-M&S Parts	Meter and House Regulator Expenses	878	$ 2,657	$ -	$ 2,657	$ -	$ 2,657	$ 2,761
418	A_6400505-M&S Part Repairs	Meter and House Regulator Expenses	878	$ 129	$ -	$ 129	$ -	$ 129	$ 134

NMGC Exhibit ECB-5
Page 323 of 596

NEW MEXICO GAS COMPANY, INC.

Operations and Maintenance Summary
Base Period - 12 Months Ending March 31, 2023
Future Test Year - 12 Months Ending September 30, 2025

	A	B	C	V	W	X	Y	Z	AA
3	Description	Account Name	FERC Acct	Total Linkage 1 Period Separately Forecasted Items	4/30/2023	5/31/2023	6/30/2023	7/31/2023	8/31/2023
370	A_6100010-Advertising	Measuring and Regulating Station Expenses	875	$ -	$ 198	$ 198	$ 198	$ 198	$ 198
371	A_6100070-Consultants-Mgmt	Measuring and Regulating Station Expenses	875	$ -	$ 30	$ 30	$ 30	$ 30	$ 30
372	A_6100080-Consultants-Other	Measuring and Regulating Station Expenses	875	$ -	$ 2,580	$ 2,580	$ 2,580	$ 2,580	$ 2,580
373	A_6100100-Contractor Services	Measuring and Regulating Station Expenses	875	$ -	$ 3,023	$ 3,023	$ 3,023	$ 3,023	$ 3,023
374	A_6100110-Instrument SvcRepair	Measuring and Regulating Station Expenses	875	$ -	$ 790	$ 790	$ 790	$ 790	$ 790
375	A_6100120-Tool Service/Repair	Measuring and Regulating Station Expenses	875	$ -	$ 685	$ 685	$ 685	$ 685	$ 685
376	A_6400010-M&S FurnOffEquip	Measuring and Regulating Station Expenses	875	$ -	$ 11	$ 11	$ 11	$ 11	$ 11
377	A_6400020-M&S Gen Office	Measuring and Regulating Station Expenses	875	$ -	$ 23	$ 23	$ 23	$ 23	$ 23
378	A_6400070-M&S Safety	Measuring and Regulating Station Expenses	875	$ -	$ 40	$ 40	$ 40	$ 40	$ 40
379	A_6400100-M&S OS Purchases	Measuring and Regulating Station Expenses	875	$ -	$ 4,630	$ 4,630	$ 4,630	$ 4,630	$ 4,630
380	A_6400500-M&S Parts	Measuring and Regulating Station Expenses	875	$ -	$ 4,439	$ 4,439	$ 4,439	$ 4,439	$ 4,439
381	A_6400510-M&S Small Tools	Measuring and Regulating Station Expenses	875	$ -	$ 621	$ 621	$ 621	$ 621	$ 621
382	A_6401000-M&S Inven Issue	Measuring and Regulating Station Expenses	875	$ -	$ 18,106	$ 18,106	$ 18,106	$ 18,106	$ 18,106
383	A_6720020-LTLease-NonOffEquip	Measuring and Regulating Station Expenses	875	$ -	$ 251	$ 251	$ 251	$ 251	$ 251
384	A_6790199-Fees-Miscellaneous	Measuring and Regulating Station Expenses	875	$ -	$ 6	$ 6	$ 6	$ 6	$ 6
385	A_6790230-Postage Ship Courier	Measuring and Regulating Station Expenses	875	$ -	$ 191	$ 191	$ 191	$ 191	$ 191
386	A_6790320-Fleet Allocation	Measuring and Regulating Station Expenses	875	$ -	$ 6,820	$ 6,820	$ 6,820	$ 6,820	$ 6,820
387	A_6790321-Stores Allocation	Measuring and Regulating Station Expenses	875	$ -	$ 1,875	$ 1,875	$ 1,875	$ 1,875	$ 1,875
388	A_6790322-Small Tools Alloc	Measuring and Regulating Station Expenses	875	$ -	$ 919	$ 919	$ 919	$ 919	$ 919
389	A_6790800-Other Oper-Misc	Measuring and Regulating Station Expenses	875	$ -	$ 3,659	$ 3,659	$ 3,659	$ 3,659	$ 3,659
390	A_6010000-1001/A6010000	Meter and House Regulator Expenses	878	$ (5,268)	$ (439)	$ (439)	$ (439)	$ (439)	$ (439)
391	A_6010010-1001/R6010000	Meter and House Regulator Expenses	878	$ 1,583	$ 132	$ 132	$ 132	$ 132	$ 132
392	A_6010110-Labor Exempt ST	Meter and House Regulator Expenses	878	$ 714,727	$ 59,561	$ 59,561	$ 59,561	$ 59,561	$ 59,561
393	A_6010130-Labor Exempt NonProd	Meter and House Regulator Expenses	878	$ 149,225	$ 12,435	$ 12,435	$ 12,435	$ 12,435	$ 12,435
394	A_6010210-Labor NonExm ST	Meter and House Regulator Expenses	878	$ 5,980,228	$ 498,352	$ 498,352	$ 498,352	$ 498,352	$ 498,352
395	A_6010220-Labor NonExm OT	Meter and House Regulator Expenses	878	$ 1,481,302	$ 123,442	$ 123,442	$ 123,442	$ 123,442	$ 123,442
396	A_6010230-Labor NonExm NonProd	Meter and House Regulator Expenses	878	$ 1,083,792	$ 90,316	$ 90,316	$ 90,316	$ 90,316	$ 90,316
397	A_6010910-Labor OffCycle Bonus	Meter and House Regulator Expenses	878	$ 2,554	$ 213	$ 213	$ 213	$ 213	$ 213
398	A_6030010-EE ProfDue Subs Fees	Meter and House Regulator Expenses	878	$ -	$ 46	$ 46	$ 46	$ 46	$ 46
399	A_6030040-EE Meals 50% Deduct	Meter and House Regulator Expenses	878	$ -	$ 2,562	$ 2,562	$ 2,562	$ 2,562	$ 2,562
400	A_6030050-EE Mileage	Meter and House Regulator Expenses	878	$ -	$ 16	$ 16	$ 16	$ 16	$ 16
401	A_6030060-EE Shoes Uniforms	Meter and House Regulator Expenses	878	$ -	$ 9,209	$ 9,209	$ 9,209	$ 9,209	$ 9,209
402	A_6030070-EE Training	Meter and House Regulator Expenses	878	$ -	$ 1,748	$ 1,748	$ 1,748	$ 1,748	$ 1,748
403	A_6030080-EE Travel Lodging	Meter and House Regulator Expenses	878	$ -	$ 2,954	$ 2,954	$ 2,954	$ 2,954	$ 2,954
404	A_6030091-EE Apprec and Gifts	Meter and House Regulator Expenses	878	$ -	$ 225	$ 225	$ 225	$ 225	$ 225
405	A_6030800-EE Miscellaneous	Meter and House Regulator Expenses	878	$ -	$ 1,109	$ 1,109	$ 1,109	$ 1,109	$ 1,109
406	A_6100070-Consultants-Mgmt	Meter and House Regulator Expenses	878	$ -	$ 427	$ 427	$ 427	$ 427	$ 427
407	A_6100080-Consultants-Other	Meter and House Regulator Expenses	878	$ -	$ 371	$ 371	$ 371	$ 371	$ 371
408	A_6100100-Contractor Services	Meter and House Regulator Expenses	878	$ -	$ 2,112	$ 2,112	$ 2,112	$ 2,112	$ 2,112
409	A_6100110-Instrument SvcRepair	Meter and House Regulator Expenses	878	$ -	$ 264	$ 264	$ 264	$ 264	$ 264
410	A_6100150-Printing	Meter and House Regulator Expenses	878	$ -	$ 55	$ 55	$ 55	$ 55	$ 55
411	A_6400020-M&S Gen Office	Meter and House Regulator Expenses	878	$ -	$ 398	$ 398	$ 398	$ 398	$ 398
412	A_6400030-M&S Chemicals	Meter and House Regulator Expenses	878	$ -	$ 18	$ 18	$ 18	$ 18	$ 18
413	A_6400060-M&S Ops Consum	Meter and House Regulator Expenses	878	$ -	$ 44	$ 44	$ 44	$ 44	$ 44
414	A_6400070-M&S Safety	Meter and House Regulator Expenses	878	$ -	$ 1,240	$ 1,240	$ 1,240	$ 1,240	$ 1,240
415	A_6400080-M&S Vehicle Fuel	Meter and House Regulator Expenses	878	$ -	$ 47	$ 47	$ 47	$ 47	$ 47
416	A_6400100-M&S OS Purchases	Meter and House Regulator Expenses	878	$ -	$ 5,725	$ 5,725	$ 5,725	$ 5,725	$ 5,725
417	A_6400500-M&S Parts	Meter and House Regulator Expenses	878	$ -	$ 230	$ 230	$ 230	$ 230	$ 230
418	A_6400505-M&S Part Repairs	Meter and House Regulator Expenses	878	$ -	$ 11	$ 11	$ 11	$ 11	$ 11

NMGC Exhibit ECB-5
Page 324 of 596

NEW MEXICO GAS COMPANY, INC.

Operations and Maintenance Summary
Base Period - 12 Months Ending March 31, 2023
Future Test Year - 12 Months Ending September 30, 2025

	A	B	C	AB	AC	AD	AE	AF	AG
3	Description	Account Name	FERC Acct	9/30/2023	10/31/2023	11/30/2023	12/31/2023	1/31/2024	2/29/2024
370	A_6100010-Advertising	Measuring and Regulating Station Expenses	875	$ 198	$ 198	$ 198	$ 198	$ 198	$ 198
371	A_6100070-Consultants-Mgmt	Measuring and Regulating Station Expenses	875	$ 30	$ 30	$ 30	$ 30	$ 30	$ 30
372	A_6100080-Consultants-Other	Measuring and Regulating Station Expenses	875	$ 2,580	$ 2,580	$ 2,580	$ 2,580	$ 2,580	$ 2,580
373	A_6100100-Contractor Services	Measuring and Regulating Station Expenses	875	$ 3,023	$ 3,023	$ 3,023	$ 3,023	$ 3,023	$ 3,023
374	A_6100110-Instrument SvcRepair	Measuring and Regulating Station Expenses	875	$ 790	$ 790	$ 790	$ 790	$ 790	$ 790
375	A_6100120-Tool Service/Repair	Measuring and Regulating Station Expenses	875	$ 685	$ 685	$ 685	$ 685	$ 685	$ 685
376	A_6400010-M&S FurnOffEquip	Measuring and Regulating Station Expenses	875	$ 11	$ 11	$ 11	$ 11	$ 11	$ 11
377	A_6400020-M&S Gen Office	Measuring and Regulating Station Expenses	875	$ 23	$ 23	$ 23	$ 23	$ 23	$ 23
378	A_6400070-M&S Safety	Measuring and Regulating Station Expenses	875	$ 40	$ 40	$ 40	$ 40	$ 40	$ 40
379	A_6400100-M&S OS Purchases	Measuring and Regulating Station Expenses	875	$ 4,630	$ 4,630	$ 4,630	$ 4,630	$ 4,630	$ 4,630
380	A_6400500-M&S Parts	Measuring and Regulating Station Expenses	875	$ 4,439	$ 4,439	$ 4,439	$ 4,439	$ 4,439	$ 4,439
381	A_6400510-M&S Small Tools	Measuring and Regulating Station Expenses	875	$ 621	$ 621	$ 621	$ 621	$ 621	$ 621
382	A_6401000-M&S Inven Issue	Measuring and Regulating Station Expenses	875	$ 18,106	$ 18,106	$ 18,106	$ 18,106	$ 18,106	$ 18,106
383	A_6720020-LTLease-NonOffEquip	Measuring and Regulating Station Expenses	875	$ 251	$ 251	$ 251	$ 251	$ 251	$ 251
384	A_6790199-Fees-Miscellaneous	Measuring and Regulating Station Expenses	875	$ 6	$ 6	$ 6	$ 6	$ 6	$ 6
385	A_6790230-Postage Ship Courier	Measuring and Regulating Station Expenses	875	$ 191	$ 191	$ 191	$ 191	$ 191	$ 191
386	A_6790320-Fleet Allocation	Measuring and Regulating Station Expenses	875	$ 6,820	$ 6,820	$ 6,820	$ 6,820	$ 6,820	$ 6,820
387	A_6790321-Stores Allocation	Measuring and Regulating Station Expenses	875	$ 1,875	$ 1,875	$ 1,875	$ 1,875	$ 1,875	$ 1,875
388	A_6790322-Small Tools Alloc	Measuring and Regulating Station Expenses	875	$ 919	$ 919	$ 919	$ 919	$ 919	$ 919
389	A_6790800-Other Oper-Misc	Measuring and Regulating Station Expenses	875	$ 3,659	$ 3,659	$ 3,659	$ 3,659	$ 3,659	$ 3,659
390	A_6010000-1001/A6010000	Meter and House Regulator Expenses	878	$ (439)	$ (439)	$ (439)	$ (439)	$ (439)	$ (439)
391	A_6010010-1001/R6010000	Meter and House Regulator Expenses	878	$ 132	$ 132	$ 132	$ 132	$ 132	$ 132
392	A_6010110-Labor Exempt ST	Meter and House Regulator Expenses	878	$ 59,561	$ 59,561	$ 59,561	$ 59,561	$ 59,561	$ 59,561
393	A_6010130-Labor Exempt NonProd	Meter and House Regulator Expenses	878	$ 12,435	$ 12,435	$ 12,435	$ 12,435	$ 12,435	$ 12,435
394	A_6010210-Labor NonExm ST	Meter and House Regulator Expenses	878	$ 498,352	$ 498,352	$ 498,352	$ 498,352	$ 498,352	$ 498,352
395	A_6010220-Labor NonExm OT	Meter and House Regulator Expenses	878	$ 123,442	$ 123,442	$ 123,442	$ 123,442	$ 123,442	$ 123,442
396	A_6010230-Labor NonExm NonProd	Meter and House Regulator Expenses	878	$ 90,316	$ 90,316	$ 90,316	$ 90,316	$ 90,316	$ 90,316
397	A_6010910-Labor OffCycle Bonus	Meter and House Regulator Expenses	878	$ 213	$ 213	$ 213	$ 213	$ 213	$ 213
398	A_6030010-EE ProfDue Subs Fees	Meter and House Regulator Expenses	878	$ 46	$ 46	$ 46	$ 46	$ 46	$ 46
399	A_6030040-EE Meals 50% Deduct	Meter and House Regulator Expenses	878	$ 2,562	$ 2,562	$ 2,562	$ 2,562	$ 2,562	$ 2,562
400	A_6030050-EE Mileage	Meter and House Regulator Expenses	878	$ 16	$ 16	$ 16	$ 16	$ 16	$ 16
401	A_6030060-EE Shoes Uniforms	Meter and House Regulator Expenses	878	$ 9,209	$ 9,209	$ 9,209	$ 9,209	$ 9,209	$ 9,209
402	A_6030070-EE Training	Meter and House Regulator Expenses	878	$ 1,748	$ 1,748	$ 1,748	$ 1,748	$ 1,748	$ 1,748
403	A_6030080-EE Travel Lodging	Meter and House Regulator Expenses	878	$ 2,954	$ 2,954	$ 2,954	$ 2,954	$ 2,954	$ 2,954
404	A_6030091-EE Apprec and Gifts	Meter and House Regulator Expenses	878	$ 225	$ 225	$ 225	$ 225	$ 225	$ 225
405	A_6030800-EE Miscellaneous	Meter and House Regulator Expenses	878	$ 1,109	$ 1,109	$ 1,109	$ 1,109	$ 1,109	$ 1,109
406	A_6100070-Consultants-Mgmt	Meter and House Regulator Expenses	878	$ 427	$ 427	$ 427	$ 427	$ 427	$ 427
407	A_6100080-Consultants-Other	Meter and House Regulator Expenses	878	$ 371	$ 371	$ 371	$ 371	$ 371	$ 371
408	A_6100100-Contractor Services	Meter and House Regulator Expenses	878	$ 2,112	$ 2,112	$ 2,112	$ 2,112	$ 2,112	$ 2,112
409	A_6100110-Instrument SvcRepair	Meter and House Regulator Expenses	878	$ 264	$ 264	$ 264	$ 264	$ 264	$ 264
410	A_6100150-Printing	Meter and House Regulator Expenses	878	$ 55	$ 55	$ 55	$ 55	$ 55	$ 55
411	A_6400020-M&S Gen Office	Meter and House Regulator Expenses	878	$ 398	$ 398	$ 398	$ 398	$ 398	$ 398
412	A_6400030-M&S Chemicals	Meter and House Regulator Expenses	878	$ 18	$ 18	$ 18	$ 18	$ 18	$ 18
413	A_6400060-M&S Ops Consum	Meter and House Regulator Expenses	878	$ 44	$ 44	$ 44	$ 44	$ 44	$ 44
414	A_6400070-M&S Safety	Meter and House Regulator Expenses	878	$ 1,240	$ 1,240	$ 1,240	$ 1,240	$ 1,240	$ 1,240
415	A_6400080-M&S Vehicle Fuel	Meter and House Regulator Expenses	878	$ 47	$ 47	$ 47	$ 47	$ 47	$ 47
416	A_6400100-M&S OS Purchases	Meter and House Regulator Expenses	878	$ 5,725	$ 5,725	$ 5,725	$ 5,725	$ 5,725	$ 5,725
417	A_6400500-M&S Parts	Meter and House Regulator Expenses	878	$ 230	$ 230	$ 230	$ 230	$ 230	$ 230
418	A_6400505-M&S Part Repairs	Meter and House Regulator Expenses	878	$ 11	$ 11	$ 11	$ 11	$ 11	$ 11

NMGC Exhibit ECB-5
Page 325 of 596

NEW MEXICO GAS COMPANY, INC.

Operations and Maintenance Summary
Base Period - 12 Months Ending March 31, 2023
Future Test Year - 12 Months Ending September 30, 2025

	A	B	C	AH	AI	AJ	AK	AL	AM
3	Description	Account Name	FERC Acct	3/31/2024	Linkage 1 Ending 3/31/2024	Escalated Linkage 2 - Results of Pure Escalation of 1.62%	Total Linkage 2 Period Separately Forecasted Items	4/1/2024	5/1/2024
370	A_6100010-Advertising	Measuring and Regulating Station Expenses	875	$ 198	$ 2,373	$ 2,411	$ -	$ 204	$ 204
371	A_6100070-Consultants-Mgmt	Measuring and Regulating Station Expenses	875	$ 30	$ 362	$ 368	$ -	$ 31	$ 31
372	A_6100080-Consultants-Other	Measuring and Regulating Station Expenses	875	$ 2,580	$ 30,954	$ 31,457	$ -	$ 2,663	$ 2,663
373	A_6100100-Contractor Services	Measuring and Regulating Station Expenses	875	$ 3,023	$ 36,272	$ 36,861	$ -	$ 3,121	$ 3,121
374	A_6100110-Instrument SvcRepair	Measuring and Regulating Station Expenses	875	$ 790	$ 9,479	$ 9,633	$ -	$ 816	$ 816
375	A_6100120-Tool Service/Repair	Measuring and Regulating Station Expenses	875	$ 685	$ 8,214	$ 8,348	$ -	$ 707	$ 707
376	A_6400010-M&S FurnOffEquip	Measuring and Regulating Station Expenses	875	$ 11	$ 129	$ 131	$ -	$ 11	$ 11
377	A_6400020-M&S Gen Office	Measuring and Regulating Station Expenses	875	$ 23	$ 280	$ 284	$ -	$ 24	$ 24
378	A_6400070-M&S Safety	Measuring and Regulating Station Expenses	875	$ 40	$ 482	$ 490	$ -	$ 41	$ 41
379	A_6400100-M&S OS Purchases	Measuring and Regulating Station Expenses	875	$ 4,630	$ 55,565	$ 56,466	$ -	$ 4,781	$ 4,781
380	A_6400500-M&S Parts	Measuring and Regulating Station Expenses	875	$ 4,439	$ 53,265	$ 54,130	$ -	$ 4,583	$ 4,583
381	A_6400510-M&S Small Tools	Measuring and Regulating Station Expenses	875	$ 621	$ 7,452	$ 7,573	$ -	$ 641	$ 641
382	A_6401000-M&S Inven Issue	Measuring and Regulating Station Expenses	875	$ 18,106	$ 217,272	$ 220,798	$ -	$ 18,694	$ 18,694
383	A_6720020-LTLease-NonOffEquip	Measuring and Regulating Station Expenses	875	$ 251	$ 3,006	$ 3,055	$ -	$ 259	$ 259
384	A_6790199-Fees-Miscellaneous	Measuring and Regulating Station Expenses	875	$ 6	$ 78	$ 79	$ -	$ 7	$ 7
385	A_6790230-Postage Ship Courier	Measuring and Regulating Station Expenses	875	$ 191	$ 2,286	$ 2,324	$ -	$ 197	$ 197
386	A_6790320-Fleet Allocation	Measuring and Regulating Station Expenses	875	$ 6,820	$ 81,835	$ 83,163	$ -	$ 7,041	$ 7,041
387	A_6790321-Stores Allocation	Measuring and Regulating Station Expenses	875	$ 1,875	$ 22,505	$ 22,870	$ -	$ 1,936	$ 1,936
388	A_6790322-Small Tools Alloc	Measuring and Regulating Station Expenses	875	$ 919	$ 11,027	$ 11,205	$ -	$ 949	$ 949
389	A_6790800-Other Oper-Misc	Measuring and Regulating Station Expenses	875	$ 3,659	$ 43,908	$ 44,620	$ -	$ 3,778	$ 3,778
390	A_6010000-1001/A6010000	Meter and House Regulator Expenses	878	$ (439)	$ (5,268)	$ -	$ (5,358)	$ (454)	$ (454)
391	A_6010010-1001/R6010000	Meter and House Regulator Expenses	878	$ 132	$ 1,583	$ -	$ 1,610	$ 136	$ 136
392	A_6010110-Labor Exempt ST	Meter and House Regulator Expenses	878	$ 59,561	$ 714,727	$ -	$ 727,019	$ 61,609	$ 61,609
393	A_6010130-Labor Exempt NonProd	Meter and House Regulator Expenses	878	$ 12,435	$ 149,225	$ -	$ 151,792	$ 12,863	$ 12,863
394	A_6010210-Labor NonExm ST	Meter and House Regulator Expenses	878	$ 498,352	$ 5,980,228	$ -	$ 6,083,082	$ 515,495	$ 515,495
395	A_6010220-Labor NonExm OT	Meter and House Regulator Expenses	878	$ 123,442	$ 1,481,302	$ -	$ 1,506,779	$ 127,688	$ 127,688
396	A_6010230-Labor NonExm NonProd	Meter and House Regulator Expenses	878	$ 90,316	$ 1,083,792	$ -	$ 1,102,432	$ 93,423	$ 93,423
397	A_6010910-Labor OffCycle Bonus	Meter and House Regulator Expenses	878	$ 213	$ 2,554	$ -	$ 2,598	$ 220	$ 220
398	A_6030010-EE ProfDue Subs Fees	Meter and House Regulator Expenses	878	$ 46	$ 552	$ 561	$ -	$ 48	$ 48
399	A_6030040-EE Meals 50% Deduct	Meter and House Regulator Expenses	878	$ 2,562	$ 30,744	$ 31,243	$ -	$ 2,645	$ 2,645
400	A_6030050-EE Mileage	Meter and House Regulator Expenses	878	$ 16	$ 195	$ 198	$ -	$ 17	$ 17
401	A_6030060-EE Shoes Uniforms	Meter and House Regulator Expenses	878	$ 9,209	$ 110,507	$ 112,300	$ -	$ 9,508	$ 9,508
402	A_6030070-EE Training	Meter and House Regulator Expenses	878	$ 1,748	$ 20,978	$ 21,319	$ -	$ 1,805	$ 1,805
403	A_6030080-EE Travel Lodging	Meter and House Regulator Expenses	878	$ 2,954	$ 35,448	$ 36,023	$ -	$ 3,050	$ 3,050
404	A_6030091-EE Apprec and Gifts	Meter and House Regulator Expenses	878	$ 225	$ 2,698	$ 2,742	$ -	$ 232	$ 232
405	A_6030800-EE Miscellaneous	Meter and House Regulator Expenses	878	$ 1,109	$ 13,308	$ 13,524	$ -	$ 1,145	$ 1,145
406	A_6100070-Consultants-Mgmt	Meter and House Regulator Expenses	878	$ 427	$ 5,129	$ 5,212	$ -	$ 441	$ 441
407	A_6100080-Consultants-Other	Meter and House Regulator Expenses	878	$ 371	$ 4,447	$ 4,519	$ -	$ 383	$ 383
408	A_6100100-Contractor Services	Meter and House Regulator Expenses	878	$ 2,112	$ 25,342	$ 25,753	$ -	$ 2,180	$ 2,180
409	A_6100110-Instrument SvcRepair	Meter and House Regulator Expenses	878	$ 264	$ 3,167	$ 3,218	$ -	$ 272	$ 272
410	A_6100150-Printing	Meter and House Regulator Expenses	878	$ 55	$ 665	$ 676	$ -	$ 57	$ 57
411	A_6400020-M&S Gen Office	Meter and House Regulator Expenses	878	$ 398	$ 4,779	$ 4,857	$ -	$ 411	$ 411
412	A_6400030-M&S Chemicals	Meter and House Regulator Expenses	878	$ 18	$ 214	$ 218	$ -	$ 18	$ 18
413	A_6400060-M&S Ops Consum	Meter and House Regulator Expenses	878	$ 44	$ 532	$ 540	$ -	$ 46	$ 46
414	A_6400070-M&S Safety	Meter and House Regulator Expenses	878	$ 1,240	$ 14,885	$ 15,126	$ -	$ 1,281	$ 1,281
415	A_6400080-M&S Vehicle Fuel	Meter and House Regulator Expenses	878	$ 47	$ 559	$ 568	$ -	$ 48	$ 48
416	A_6400100-M&S OS Purchases	Meter and House Regulator Expenses	878	$ 5,725	$ 68,695	$ 69,810	$ -	$ 5,910	$ 5,910
417	A_6400500-M&S Parts	Meter and House Regulator Expenses	878	$ 230	$ 2,761	$ 2,806	$ -	$ 238	$ 238
418	A_6400505-M&S Part Repairs	Meter and House Regulator Expenses	878	$ 11	$ 134	$ 136	$ -	$ 12	$ 12

NMGC Exhibit ECB-5
Page 326 of 596

NEW MEXICO GAS COMPANY, INC.

Operations and Maintenance Summary
Base Period - 12 Months Ending March 31, 2023
Future Test Year - 12 Months Ending September 30, 2025

	A	B	C	AN	AO	AP	AQ	AR
3	Description	Account Name	FERC Acct	6/1/2024	7/1/2024	8/1/2024	9/1/2024	Linkage 2 Ending 9/30/2024
370	A_6100010-Advertising	Measuring and Regulating Station Expenses	875	$ 204	$ 204	$ 204	$ 204	$ 2,411
371	A_6100070-Consultants-Mgmt	Measuring and Regulating Station Expenses	875	$ 31	$ 31	$ 31	$ 31	$ 368
372	A_6100080-Consultants-Other	Measuring and Regulating Station Expenses	875	$ 2,663	$ 2,663	$ 2,663	$ 2,663	$ 31,457
373	A_6100100-Contractor Services	Measuring and Regulating Station Expenses	875	$ 3,121	$ 3,121	$ 3,121	$ 3,121	$ 36,861
374	A_6100110-Instrument SvcRepair	Measuring and Regulating Station Expenses	875	$ 816	$ 816	$ 816	$ 816	$ 9,633
375	A_6100120-Tool Service/Repair	Measuring and Regulating Station Expenses	875	$ 707	$ 707	$ 707	$ 707	$ 8,348
376	A_6400010-M&S FurnOffEquip	Measuring and Regulating Station Expenses	875	$ 11	$ 11	$ 11	$ 11	$ 131
377	A_6400020-M&S Gen Office	Measuring and Regulating Station Expenses	875	$ 24	$ 24	$ 24	$ 24	$ 284
378	A_6400070-M&S Safety	Measuring and Regulating Station Expenses	875	$ 41	$ 41	$ 41	$ 41	$ 490
379	A_6400100-M&S OS Purchases	Measuring and Regulating Station Expenses	875	$ 4,781	$ 4,781	$ 4,781	$ 4,781	$ 56,466
380	A_6400500-M&S Parts	Measuring and Regulating Station Expenses	875	$ 4,583	$ 4,583	$ 4,583	$ 4,583	$ 54,130
381	A_6400510-M&S Small Tools	Measuring and Regulating Station Expenses	875	$ 641	$ 641	$ 641	$ 641	$ 7,573
382	A_6401000-M&S Inven Issue	Measuring and Regulating Station Expenses	875	$ 18,694	$ 18,694	$ 18,694	$ 18,694	$ 220,798
383	A_6720020-LTLease-NonOffEquip	Measuring and Regulating Station Expenses	875	$ 259	$ 259	$ 259	$ 259	$ 3,055
384	A_6790199-Fees-Miscellaneous	Measuring and Regulating Station Expenses	875	$ 7	$ 7	$ 7	$ 7	$ 79
385	A_6790230-Postage Ship Courier	Measuring and Regulating Station Expenses	875	$ 197	$ 197	$ 197	$ 197	$ 2,324
386	A_6790320-Fleet Allocation	Measuring and Regulating Station Expenses	875	$ 7,041	$ 7,041	$ 7,041	$ 7,041	$ 83,163
387	A_6790321-Stores Allocation	Measuring and Regulating Station Expenses	875	$ 1,936	$ 1,936	$ 1,936	$ 1,936	$ 22,870
388	A_6790322-Small Tools Alloc	Measuring and Regulating Station Expenses	875	$ 949	$ 949	$ 949	$ 949	$ 11,205
389	A_6790800-Other Oper-Misc	Measuring and Regulating Station Expenses	875	$ 3,778	$ 3,778	$ 3,778	$ 3,778	$ 44,620
390	A_6010000-1001/A6010000	Meter and House Regulator Expenses	878	$ (454)	$ (454)	$ (454)	$ (454)	$ (5,358)
391	A_6010010-1001/R6010000	Meter and House Regulator Expenses	878	$ 136	$ 136	$ 136	$ 136	$ 1,610
392	A_6010110-Labor Exempt ST	Meter and House Regulator Expenses	878	$ 61,609	$ 61,609	$ 61,609	$ 61,609	$ 727,019
393	A_6010130-Labor Exempt NonProd	Meter and House Regulator Expenses	878	$ 12,863	$ 12,863	$ 12,863	$ 12,863	$ 151,792
394	A_6010210-Labor NonExm ST	Meter and House Regulator Expenses	878	$ 515,495	$ 515,495	$ 515,495	$ 515,495	$ 6,083,082
395	A_6010220-Labor NonExm OT	Meter and House Regulator Expenses	878	$ 127,688	$ 127,688	$ 127,688	$ 127,688	$ 1,506,779
396	A_6010230-Labor NonExm NonProd	Meter and House Regulator Expenses	878	$ 93,423	$ 93,423	$ 93,423	$ 93,423	$ 1,102,432
397	A_6010910-Labor OffCycle Bonus	Meter and House Regulator Expenses	878	$ 220	$ 220	$ 220	$ 220	$ 2,598
398	A_6030010-EE ProfDue Subs Fees	Meter and House Regulator Expenses	878	$ 48	$ 48	$ 48	$ 48	$ 561
399	A_6030040-EE Meals 50% Deduct	Meter and House Regulator Expenses	878	$ 2,645	$ 2,645	$ 2,645	$ 2,645	$ 31,243
400	A_6030050-EE Mileage	Meter and House Regulator Expenses	878	$ 17	$ 17	$ 17	$ 17	$ 198
401	A_6030060-EE Shoes Uniforms	Meter and House Regulator Expenses	878	$ 9,508	$ 9,508	$ 9,508	$ 9,508	$ 112,300
402	A_6030070-EE Training	Meter and House Regulator Expenses	878	$ 1,805	$ 1,805	$ 1,805	$ 1,805	$ 21,319
403	A_6030080-EE Travel Lodging	Meter and House Regulator Expenses	878	$ 3,050	$ 3,050	$ 3,050	$ 3,050	$ 36,023
404	A_6030091-EE Apprec and Gifts	Meter and House Regulator Expenses	878	$ 232	$ 232	$ 232	$ 232	$ 2,742
405	A_6030800-EE Miscellaneous	Meter and House Regulator Expenses	878	$ 1,145	$ 1,145	$ 1,145	$ 1,145	$ 13,524
406	A_6100070-Consultants-Mgmt	Meter and House Regulator Expenses	878	$ 441	$ 441	$ 441	$ 441	$ 5,212
407	A_6100080-Consultants-Other	Meter and House Regulator Expenses	878	$ 383	$ 383	$ 383	$ 383	$ 4,519
408	A_6100100-Contractor Services	Meter and House Regulator Expenses	878	$ 2,180	$ 2,180	$ 2,180	$ 2,180	$ 25,753
409	A_6100110-Instrument SvcRepair	Meter and House Regulator Expenses	878	$ 272	$ 272	$ 272	$ 272	$ 3,218
410	A_6100150-Printing	Meter and House Regulator Expenses	878	$ 57	$ 57	$ 57	$ 57	$ 676
411	A_6400020-M&S Gen Office	Meter and House Regulator Expenses	878	$ 411	$ 411	$ 411	$ 411	$ 4,857
412	A_6400030-M&S Chemicals	Meter and House Regulator Expenses	878	$ 18	$ 18	$ 18	$ 18	$ 218
413	A_6400060-M&S Ops Consum	Meter and House Regulator Expenses	878	$ 46	$ 46	$ 46	$ 46	$ 540
414	A_6400070-M&S Safety	Meter and House Regulator Expenses	878	$ 1,281	$ 1,281	$ 1,281	$ 1,281	$ 15,126
415	A_6400080-M&S Vehicle Fuel	Meter and House Regulator Expenses	878	$ 48	$ 48	$ 48	$ 48	$ 568
416	A_6400100-M&S OS Purchases	Meter and House Regulator Expenses	878	$ 5,910	$ 5,910	$ 5,910	$ 5,910	$ 69,810
417	A_6400500-M&S Parts	Meter and House Regulator Expenses	878	$ 238	$ 238	$ 238	$ 238	$ 2,806
418	A_6400505-M&S Part Repairs	Meter and House Regulator Expenses	878	$ 12	$ 12	$ 12	$ 12	$ 136

NMGC Exhibit ECB-5
Page 327 of 596

NEW MEXICO GAS COMPANY, INC.

Operations and Maintenance Summary
Base Period - 12 Months Ending March 31, 2023
Future Test Year - 12 Months Ending September 30, 2025

	A	B	C	D	E	F	G	H	I
3	Description	Account Name	FERC Acct	4/30/2022	5/31/2022	6/30/2022	7/31/2022	8/31/2022	9/30/2022
419	A_6400510-M&S Small Tools	Meter and House Regulator Expenses	878	$ 2,666	$ 978	$ 1,052	$ 335	$ 1,128	$ 1,730
420	A_6401000-M&S Inven Issue	Meter and House Regulator Expenses	878	$ 11,876	$ 8,895	$ 15,235	$ 6,184	$ 9,383	$ 8,481
421	A_6500010-Transport-Vehicle	Meter and House Regulator Expenses	878	$ -	$ 193	$ -	$ -	$ 35	$ -
422	A_6730030-Utilities-Telecom	Meter and House Regulator Expenses	878	$ -	$ -	$ -	$ -	$ 75	$ -
423	A_6730800-Utilities-Other	Meter and House Regulator Expenses	878	$ -	$ -	$ -	$ -	$ 22	$ -
424	A_6790199-Fees-Miscellaneous	Meter and House Regulator Expenses	878	$ 36	$ 138	$ 35	$ -	$ -	$ 75
425	A_6790230-Postage Ship Courier	Meter and House Regulator Expenses	878	$ 35	$ 94	$ 21	$ -	$ 20	$ 134
426	A_6790320-Fleet Allocation	Meter and House Regulator Expenses	878	$ 84,896	$ 111,485	$ 83,410	$ 96,633	$ 105,394	$ 106,775
427	A_6790321-Stores Allocation	Meter and House Regulator Expenses	878	$ 1,166	$ 2,768	$ 1,880	$ 529	$ 1,166	$ 443
428	A_6790322-Small Tools Alloc	Meter and House Regulator Expenses	878	$ 556	$ 515	$ 663	$ 147	$ 589	$ 157
429	A_6790325-T&I Allocation	Meter and House Regulator Expenses	878	$ (50,556)	$ (66,371)	$ (75,669)	$ (97,124)	$ (67,844)	$ (162,043)
430	A_6010000-1001/A6010000	Customer Installations Expenses	879	$ 0	$ 0	$ -	$ 103	$ 0	$ -
431	A_6010010-1001/R6010000	Customer Installations Expenses	879	$ -	$ -	$ -	$ 13	$ -	$ -
432	A_6010110-Labor Exempt ST	Customer Installations Expenses	879	$ 2,520	$ 3,730	$ 2,428	$ 2,649	$ 2,964	$ 3,254
433	A_6010130-Labor Exempt NonProd	Customer Installations Expenses	879	$ 707	$ (96)	$ 406	$ 717	$ 172	$ 278
434	A_6010210-Labor NonExm ST	Customer Installations Expenses	879	$ 11,642	$ 16,560	$ 10,597	$ 12,672	$ 13,073	$ 12,724
435	A_6010220-Labor NonExm OT	Customer Installations Expenses	879	$ 2,174	$ 2,160	$ 1,591	$ 3,194	$ 2,974	$ 2,606
436	A_6010230-Labor NonExm NonProd	Customer Installations Expenses	879	$ 3,285	$ 198	$ 2,459	$ 2,760	$ 1,445	$ 3,272
437	A_6010910-Labor OffCycle Bonus	Customer Installations Expenses	879	$ 5	$ -	$ -	$ 5	$ -	$ -
438	A_6030010-EE ProfDue Subs Fees	Customer Installations Expenses	879	$ -	$ 75	$ -	$ 75	$ -	$ -
439	A_6030040-EE Meals 50% Deduct	Customer Installations Expenses	879	$ -	$ 181	$ 55	$ 58	$ 22	$ 96
440	A_6030060-EE Shoes Uniforms	Customer Installations Expenses	879	$ 110	$ -	$ 1	$ -	$ -	$ -
441	A_6030070-EE Training	Customer Installations Expenses	879	$ -	$ 238	$ -	$ -	$ -	$ 5
442	A_6030080-EE Travel Lodging	Customer Installations Expenses	879	$ -	$ -	$ -	$ 121	$ -	$ 612
443	A_6030091-EE Apprec and Gifts	Customer Installations Expenses	879	$ -	$ 0	$ -	$ -	$ 1	$ -
444	A_6030800-EE Miscellaneous	Customer Installations Expenses	879	$ -	$ 1,650	$ 0	$ 0	$ (1)	$ -
445	A_6100070-Consultants-Mgmt	Customer Installations Expenses	879	$ 1	$ -	$ -	$ -	$ -	$ -
446	A_6400020-M&S Gen Office	Customer Installations Expenses	879	$ -	$ 7	$ -	$ -	$ -	$ -
447	A_6400070-M&S Safety	Customer Installations Expenses	879	$ -	$ -	$ -	$ -	$ -	$ -
448	A_6400100-M&S OS Purchases	Customer Installations Expenses	879	$ 658	$ -	$ 22	$ -	$ 40	$ 89
449	A_6400500-M&S Parts	Customer Installations Expenses	879	$ -	$ -	$ 89	$ -	$ -	$ -
450	A_6400510-M&S Small Tools	Customer Installations Expenses	879	$ -	$ -	$ -	$ 59	$ 10	$ -
451	A_6401000-M&S Inven Issue	Customer Installations Expenses	879	$ -	$ -	$ -	$ -	$ -	$ -
452	A_6500010-Transport-Vehicle	Customer Installations Expenses	879	$ -	$ 100	$ -	$ -	$ -	$ -
453	A_6730030-Utilities-Telecom	Customer Installations Expenses	879	$ 110	$ -	$ 87	$ -	$ -	$ -
454	A_6730800-Utilities-Other	Customer Installations Expenses	879	$ -	$ -	$ -	$ -	$ -	$ -
455	A_6790230-Postage Ship Courier	Customer Installations Expenses	879	$ 8	$ -	$ 21	$ -	$ -	$ -
456	A_6790320-Fleet Allocation	Customer Installations Expenses	879	$ 2,754	$ 3,697	$ 2,394	$ 3,469	$ 3,370	$ 3,504
457	A_6790321-Stores Allocation	Customer Installations Expenses	879	$ 45	$ -	$ 2	$ -	$ 3	$ 4
458	A_6790322-Small Tools Alloc	Customer Installations Expenses	879	$ 22	$ -	$ 1	$ -	$ 2	$ 1
459	A_6010000-1001/A6010000	Other Expenses	880	$ (1,466)	$ 1	$ 96	$ 0	$ 0	$ 913
460	A_6010010-1001/R6010000	Other Expenses	880	$ 2	$ -	$ -	$ -	$ 32	$ -
461	A_6010110-Labor Exempt ST	Other Expenses	880	$ 94,026	$ 134,613	$ 117,190	$ 122,196	$ 124,156	$ 124,183
462	A_6010130-Labor Exempt NonProd	Other Expenses	880	$ 11,698	$ 5,526	$ 33,063	$ 17,888	$ 25,792	$ 16,676
463	A_6010210-Labor NonExm ST	Other Expenses	880	$ 57,071	$ 58,496	$ 54,849	$ 61,753	$ 79,542	$ 51,237
464	A_6010220-Labor NonExm OT	Other Expenses	880	$ 12,940	$ 13,248	$ 14,477	$ 16,205	$ 20,051	$ 13,132
465	A_6010230-Labor NonExm NonProd	Other Expenses	880	$ 12,164	$ 6,232	$ 11,217	$ 13,153	$ 10,857	$ 14,561
466	A_6010910-Labor OffCycle Bonus	Other Expenses	880	$ 20	$ -	$ -	$ 14	$ -	$ -
467	A_6030010-EE ProfDue Subs Fees	Other Expenses	880	$ 433	$ 3,497	$ 108	$ 2,905	$ 1,434	$ 5,620

NMGC Exhibit ECB-5
Page 328 of 596

NEW MEXICO GAS COMPANY, INC.

Operations and Maintenance Summary
Base Period - 12 Months Ending March 31, 2023
Future Test Year - 12 Months Ending September 30, 2025

	A	B	C	J	K	L	M	N	O
3	Description	Account Name	FERC Acct	10/31/2022	11/30/2022	12/31/2022	1/31/2023	2/28/2023	3/31/2023
419	A_6400510-M&S Small Tools	Meter and House Regulator Expenses	878	$ 1,150	$ 749	$ 3,070	$ 4,726	$ 1,968	$ 3,401
420	A_6401000-M&S Inven Issue	Meter and House Regulator Expenses	878	$ 6,478	$ 8,957	$ 8,123	$ 11,584	$ 22,233	$ 14,809
421	A_6500010-Transport-Vehicle	Meter and House Regulator Expenses	878	$ 68	$ -	$ 90	$ -	$ -	$ -
422	A_6730030-Utilities-Telecom	Meter and House Regulator Expenses	878	$ -	$ -	$ -	$ -	$ -	$ -
423	A_6730800-Utilities-Other	Meter and House Regulator Expenses	878	$ -	$ 386	$ -	$ -	$ 15	$ -
424	A_6790199-Fees-Miscellaneous	Meter and House Regulator Expenses	878	$ -	$ 213	$ 476	$ 27	$ 440	$ -
425	A_6790230-Postage Ship Courier	Meter and House Regulator Expenses	878	$ 16	$ 50	$ -	$ 18	$ -	$ -
426	A_6790320-Fleet Allocation	Meter and House Regulator Expenses	878	$ 94,708	$ 89,943	$ 88,220	$ 102,992	$ 99,376	$ 88,360
427	A_6790321-Stores Allocation	Meter and House Regulator Expenses	878	$ 658	$ 281	$ 1,593	$ 2,683	$ 1,104	$ 1,607
428	A_6790322-Small Tools Alloc	Meter and House Regulator Expenses	878	$ 468	$ 261	$ 397	$ 1,691	$ 1,979	$ 551
429	A_6790325-T&I Allocation	Meter and House Regulator Expenses	878	$ (47,916)	$ (88,267)	$ (274,102)	$ (37,628)	$ (68,279)	$ (331,573)
430	A_6010000-1001/A6010000	Customer Installations Expenses	879	$ -	$ 0	$ -	$ -	$ -	$ -
431	A_6010010-1001/R6010000	Customer Installations Expenses	879	$ -	$ -	$ -	$ -	$ -	$ -
432	A_6010110-Labor Exempt ST	Customer Installations Expenses	879	$ 2,927	$ 4,389	$ 1,640	$ 1,831	$ 2,375	$ 2,608
433	A_6010130-Labor Exempt NonProd	Customer Installations Expenses	879	$ (41)	$ (72)	$ 1,138	$ 667	$ 33	$ 195
434	A_6010210-Labor NonExm ST	Customer Installations Expenses	879	$ 11,482	$ 15,581	$ 13,836	$ 12,493	$ 14,537	$ 15,933
435	A_6010220-Labor NonExm OT	Customer Installations Expenses	879	$ 2,377	$ 3,921	$ 4,388	$ 3,030	$ 790	$ 3,219
436	A_6010230-Labor NonExm NonProd	Customer Installations Expenses	879	$ 1,507	$ 4,160	$ 5,967	$ 4,397	$ 1,804	$ 3,432
437	A_6010910-Labor OffCycle Bonus	Customer Installations Expenses	879	$ 8	$ -	$ -	$ 7	$ -	$ -
438	A_6030010-EE ProfDue Subs Fees	Customer Installations Expenses	879	$ 1	$ -	$ -	$ -	$ -	$ -
439	A_6030040-EE Meals 50% Deduct	Customer Installations Expenses	879	$ 1	$ 35	$ 25	$ 212	$ -	$ -
440	A_6030060-EE Shoes Uniforms	Customer Installations Expenses	879	$ -	$ -	$ -	$ 2,522	$ -	$ -
441	A_6030070-EE Training	Customer Installations Expenses	879	$ 74	$ 14	$ 48	$ 224	$ (33)	$ -
442	A_6030080-EE Travel Lodging	Customer Installations Expenses	879	$ -	$ 216	$ -	$ -	$ 17	$ -
443	A_6030091-EE Apprec and Gifts	Customer Installations Expenses	879	$ -	$ -	$ -	$ -	$ -	$ -
444	A_6030800-EE Miscellaneous	Customer Installations Expenses	879	$ -	$ -	$ -	$ -	$ -	$ 130
445	A_6100070-Consultants-Mgmt	Customer Installations Expenses	879	$ -	$ 98	$ 73	$ -	$ -	$ -
446	A_6400020-M&S Gen Office	Customer Installations Expenses	879	$ -	$ 325	$ 152	$ -	$ 749	$ -
447	A_6400070-M&S Safety	Customer Installations Expenses	879	$ 145	$ -	$ -	$ -	$ -	$ -
448	A_6400100-M&S OS Purchases	Customer Installations Expenses	879	$ -	$ -	$ 80	$ 348	$ 94	$ 51
449	A_6400500-M&S Parts	Customer Installations Expenses	879	$ -	$ -	$ -	$ -	$ 37	$ 38
450	A_6400510-M&S Small Tools	Customer Installations Expenses	879	$ 15	$ -	$ -	$ -	$ 484	$ -
451	A_6401000-M&S Inven Issue	Customer Installations Expenses	879	$ -	$ -	$ -	$ -	$ -	$ 763
452	A_6500010-Transport-Vehicle	Customer Installations Expenses	879	$ -	$ -	$ -	$ -	$ -	$ -
453	A_6730030-Utilities-Telecom	Customer Installations Expenses	879	$ -	$ -	$ -	$ -	$ -	$ -
454	A_6730800-Utilities-Other	Customer Installations Expenses	879	$ -	$ -	$ -	$ -	$ -	$ 27
455	A_6790230-Postage Ship Courier	Customer Installations Expenses	879	$ -	$ -	$ -	$ 53	$ -	$ 17
456	A_6790320-Fleet Allocation	Customer Installations Expenses	879	$ 2,384	$ 2,857	$ 3,198	$ 3,145	$ 3,186	$ 5,111
457	A_6790321-Stores Allocation	Customer Installations Expenses	879	$ -	$ -	$ 7	$ 42	$ 4	$ 49
458	A_6790322-Small Tools Alloc	Customer Installations Expenses	879	$ -	$ -	$ 2	$ 27	$ 7	$ 17
459	A_6010000-1001/A6010000	Other Expenses	880	$ 780	$ 59	$ 84	$ 6	$ 534	$ (11,754)
460	A_6010010-1001/R6010000	Other Expenses	880	$ 26	$ -	$ 1	$ -	$ 3	$ -
461	A_6010110-Labor Exempt ST	Other Expenses	880	$ 132,392	$ 131,041	$ 80,890	$ 104,105	$ 114,848	$ 128,292
462	A_6010130-Labor Exempt NonProd	Other Expenses	880	$ 18,199	$ 18,065	$ 52,678	$ 38,005	$ 14,939	$ 24,166
463	A_6010210-Labor NonExm ST	Other Expenses	880	$ 67,424	$ 59,958	$ 39,313	$ 42,429	$ 56,737	$ 64,395
464	A_6010220-Labor NonExm OT	Other Expenses	880	$ 21,176	$ 16,444	$ 11,698	$ 11,055	$ 14,438	$ 13,721
465	A_6010230-Labor NonExm NonProd	Other Expenses	880	$ 7,706	$ 12,848	$ 18,201	$ 14,740	$ 4,544	$ 10,011
466	A_6010910-Labor OffCycle Bonus	Other Expenses	880	$ 22	$ -	$ -	$ 2,120	$ -	$ -
467	A_6030010-EE ProfDue Subs Fees	Other Expenses	880	$ 2,101	$ 287	$ 85	$ 4,602	$ 1,431	$ -

NMGC Exhibit ECB-5
Page 329 of 596

NEW MEXICO GAS COMPANY, INC.

Operations and Maintenance Summary
Base Period - 12 Months Ending March 31, 2023
Future Test Year - 12 Months Ending September 30, 2025

	A	B	C	P	Q	R	S	T	U
3	Description	Account Name	FERC Acct	Total Company Unadjusted Base Period Ending 3/31/2023	Base Period Adjustments	Adjusted Base Period	Removal of Separately Forecasted Items (To be added back Later)	Remaining Base Period O&M to be Escalated	Escalated Linkage 1 - Results of Pure Escalation of 3.93%
419	A_6400510-M&S Small Tools	Meter and House Regulator Expenses	878	$ 22,953	$ -	$ 22,953	$ -	$ 22,953	$ 23,855
420	A_6401000-M&S Inven Issue	Meter and House Regulator Expenses	878	$ 132,237	$ -	$ 132,237	$ -	$ 132,237	$ 137,437
421	A_6500010-Transport-Vehicle	Meter and House Regulator Expenses	878	$ 386	$ -	$ 386	$ -	$ 386	$ 401
422	A_6730030-Utilities-Telecom	Meter and House Regulator Expenses	878	$ 75	$ -	$ 75	$ -	$ 75	$ 78
423	A_6730800-Utilities-Other	Meter and House Regulator Expenses	878	$ 423	$ -	$ 423	$ -	$ 423	$ 439
424	A_6790199-Fees-Miscellaneous	Meter and House Regulator Expenses	878	$ 1,440	$ -	$ 1,440	$ -	$ 1,440	$ 1,496
425	A_6790230-Postage Ship Courier	Meter and House Regulator Expenses	878	$ 387	$ -	$ 387	$ -	$ 387	$ 402
426	A_6790320-Fleet Allocation	Meter and House Regulator Expenses	878	$ 1,152,192	$ -	$ 1,152,192	$ -	$ 1,152,192	$ 1,197,497
427	A_6790321-Stores Allocation	Meter and House Regulator Expenses	878	$ 15,880	$ -	$ 15,880	$ -	$ 15,880	$ 16,504
428	A_6790322-Small Tools Alloc	Meter and House Regulator Expenses	878	$ 7,973	$ -	$ 7,973	$ -	$ 7,973	$ 8,287
429	A_6790325-T&I Allocation	Meter and House Regulator Expenses	878	$ (1,367,371)	$ -	$ (1,367,371)	$ -	$ (1,367,371)	$ (1,421,138)
430	A_6010000-1001/A6010000	Customer Installations Expenses	879	$ 103	$ 6	$ 109	$ (109)	$ -	$ -
431	A_6010010-1001/R6010000	Customer Installations Expenses	879	$ 13	$ 1	$ 14	$ (14)	$ -	$ -
432	A_6010110-Labor Exempt ST	Customer Installations Expenses	879	$ 33,316	$ 4,494	$ 37,810	$ (37,810)	$ -	$ -
433	A_6010130-Labor Exempt NonProd	Customer Installations Expenses	879	$ 4,105	$ 226	$ 4,330	$ (4,330)	$ -	$ -
434	A_6010210-Labor NonExm ST	Customer Installations Expenses	879	$ 161,128	$ 21,736	$ 182,865	$ (182,865)	$ -	$ -
435	A_6010220-Labor NonExm OT	Customer Installations Expenses	879	$ 32,424	$ (5,177)	$ 27,248	$ (27,248)	$ -	$ -
436	A_6010230-Labor NonExm NonProd	Customer Installations Expenses	879	$ 34,685	$ 1,907	$ 36,592	$ (36,592)	$ -	$ -
437	A_6010910-Labor OffCycle Bonus	Customer Installations Expenses	879	$ 25	$ 1	$ 26	$ (26)	$ -	$ -
438	A_6030010-EE ProfDue Subs Fees	Customer Installations Expenses	879	$ 151	$ -	$ 151	$ -	$ 151	$ 157
439	A_6030040-EE Meals 50% Deduct	Customer Installations Expenses	879	$ 685	$ -	$ 685	$ -	$ 685	$ 712
440	A_6030060-EE Shoes Uniforms	Customer Installations Expenses	879	$ 2,633	$ -	$ 2,633	$ -	$ 2,633	$ 2,736
441	A_6030070-EE Training	Customer Installations Expenses	879	$ 570	$ -	$ 570	$ -	$ 570	$ 592
442	A_6030080-EE Travel Lodging	Customer Installations Expenses	879	$ 967	$ -	$ 967	$ -	$ 967	$ 1,005
443	A_6030091-EE Apprec and Gifts	Customer Installations Expenses	879	$ 1	$ -	$ 1	$ -	$ 1	$ 1
444	A_6030800-EE Miscellaneous	Customer Installations Expenses	879	$ 1,780	$ -	$ 1,780	$ -	$ 1,780	$ 1,850
445	A_6100070-Consultants-Mgmt	Customer Installations Expenses	879	$ 172	$ -	$ 172	$ -	$ 172	$ 179
446	A_6400020-M&S Gen Office	Customer Installations Expenses	879	$ 1,234	$ -	$ 1,234	$ -	$ 1,234	$ 1,282
447	A_6400070-M&S Safety	Customer Installations Expenses	879	$ 145	$ -	$ 145	$ -	$ 145	$ 151
448	A_6400100-M&S OS Purchases	Customer Installations Expenses	879	$ 1,381	$ -	$ 1,381	$ -	$ 1,381	$ 1,436
449	A_6400500-M&S Parts	Customer Installations Expenses	879	$ 164	$ -	$ 164	$ -	$ 164	$ 170
450	A_6400510-M&S Small Tools	Customer Installations Expenses	879	$ 568	$ -	$ 568	$ -	$ 568	$ 590
451	A_6401000-M&S Inven Issue	Customer Installations Expenses	879	$ 763	$ -	$ 763	$ -	$ 763	$ 793
452	A_6500010-Transport-Vehicle	Customer Installations Expenses	879	$ 100	$ -	$ 100	$ -	$ 100	$ 104
453	A_6730030-Utilities-Telecom	Customer Installations Expenses	879	$ 197	$ -	$ 197	$ -	$ 197	$ 205
454	A_6730800-Utilities-Other	Customer Installations Expenses	879	$ 27	$ -	$ 27	$ -	$ 27	$ 28
455	A_6790230-Postage Ship Courier	Customer Installations Expenses	879	$ 99	$ -	$ 99	$ -	$ 99	$ 103
456	A_6790320-Fleet Allocation	Customer Installations Expenses	879	$ 39,068	$ -	$ 39,068	$ -	$ 39,068	$ 40,604
457	A_6790321-Stores Allocation	Customer Installations Expenses	879	$ 157	$ -	$ 157	$ -	$ 157	$ 163
458	A_6790322-Small Tools Alloc	Customer Installations Expenses	879	$ 78	$ -	$ 78	$ -	$ 78	$ 81
459	A_6010000-1001/A6010000	Other Expenses	880	$ (10,747)	$ (591)	$ (11,338)	$ 11,338	$ -	$ -
460	A_6010010-1001/R6010000	Other Expenses	880	$ 65	$ 4	$ 68	$ (68)	$ -	$ -
461	A_6010110-Labor Exempt ST	Other Expenses	880	$ 1,407,930	$ 189,931	$ 1,597,861	$ (1,597,861)	$ -	$ -
462	A_6010130-Labor Exempt NonProd	Other Expenses	880	$ 276,694	$ 15,214	$ 291,908	$ (291,908)	$ -	$ -
463	A_6010210-Labor NonExm ST	Other Expenses	880	$ 693,204	$ 93,514	$ 786,718	$ (786,718)	$ -	$ -
464	A_6010220-Labor NonExm OT	Other Expenses	880	$ 178,585	$ (28,512)	$ 150,074	$ (150,074)	$ -	$ -
465	A_6010230-Labor NonExm NonProd	Other Expenses	880	$ 136,235	$ 7,491	$ 143,726	$ (143,726)	$ -	$ -
466	A_6010910-Labor OffCycle Bonus	Other Expenses	880	$ 2,177	$ 120	$ 2,297	$ (2,297)	$ -	$ -
467	A_6030010-EE ProfDue Subs Fees	Other Expenses	880	$ 22,504	$ -	$ 22,504	$ -	$ 22,504	$ 23,388

NMGC Exhibit ECB-5
Page 330 of 596

NEW MEXICO GAS COMPANY, INC.

Operations and Maintenance Summary
Base Period - 12 Months Ending March 31, 2023
Future Test Year - 12 Months Ending September 30, 2025

	A	B	C	V	W	X	Y	Z	AA
3	Description	Account Name	FERC Acct	Total Linkage 1 Period Separately Forecasted Items	4/30/2023	5/31/2023	6/30/2023	7/31/2023	8/31/2023
419	A_6400510-M&S Small Tools	Meter and House Regulator Expenses	878	$ -	$ 1,988	$ 1,988	$ 1,988	$ 1,988	$ 1,988
420	A_6401000-M&S Inven Issue	Meter and House Regulator Expenses	878	$ -	$ 11,453	$ 11,453	$ 11,453	$ 11,453	$ 11,453
421	A_6500010-Transport-Vehicle	Meter and House Regulator Expenses	878	$ -	$ 33	$ 33	$ 33	$ 33	$ 33
422	A_6730030-Utilities-Telecom	Meter and House Regulator Expenses	878	$ -	$ 6	$ 6	$ 6	$ 6	$ 6
423	A_6730800-Utilities-Other	Meter and House Regulator Expenses	878	$ -	$ 37	$ 37	$ 37	$ 37	$ 37
424	A_6790199-Fees-Miscellaneous	Meter and House Regulator Expenses	878	$ -	$ 125	$ 125	$ 125	$ 125	$ 125
425	A_6790230-Postage Ship Courier	Meter and House Regulator Expenses	878	$ -	$ 34	$ 34	$ 34	$ 34	$ 34
426	A_6790320-Fleet Allocation	Meter and House Regulator Expenses	878	$ -	$ 99,791	$ 99,791	$ 99,791	$ 99,791	$ 99,791
427	A_6790321-Stores Allocation	Meter and House Regulator Expenses	878	$ -	$ 1,375	$ 1,375	$ 1,375	$ 1,375	$ 1,375
428	A_6790322-Small Tools Alloc	Meter and House Regulator Expenses	878	$ -	$ 691	$ 691	$ 691	$ 691	$ 691
429	A_6790325-T&I Allocation	Meter and House Regulator Expenses	878	$ -	$ (118,428)	$ (118,428)	$ (118,428)	$ (118,428)	$ (118,428)
430	A_6010000-1001/A6010000	Customer Installations Expenses	879	$ 111	$ 9	$ 9	$ 9	$ 9	$ 9
431	A_6010010-1001/R6010000	Customer Installations Expenses	879	$ 14	$ 1	$ 1	$ 1	$ 1	$ 1
432	A_6010110-Labor Exempt ST	Customer Installations Expenses	879	$ 38,472	$ 3,206	$ 3,206	$ 3,206	$ 3,206	$ 3,206
433	A_6010130-Labor Exempt NonProd	Customer Installations Expenses	879	$ 4,406	$ 367	$ 367	$ 367	$ 367	$ 367
434	A_6010210-Labor NonExm ST	Customer Installations Expenses	879	$ 186,065	$ 15,505	$ 15,505	$ 15,505	$ 15,505	$ 15,505
435	A_6010220-Labor NonExm OT	Customer Installations Expenses	879	$ 27,725	$ 2,310	$ 2,310	$ 2,310	$ 2,310	$ 2,310
436	A_6010230-Labor NonExm NonProd	Customer Installations Expenses	879	$ 37,233	$ 3,103	$ 3,103	$ 3,103	$ 3,103	$ 3,103
437	A_6010910-Labor OffCycle Bonus	Customer Installations Expenses	879	$ 27	$ 2	$ 2	$ 2	$ 2	$ 2
438	A_6030010-EE ProfDue Subs Fees	Customer Installations Expenses	879	$ -	$ 13	$ 13	$ 13	$ 13	$ 13
439	A_6030040-EE Meals 50% Deduct	Customer Installations Expenses	879	$ -	$ 59	$ 59	$ 59	$ 59	$ 59
440	A_6030060-EE Shoes Uniforms	Customer Installations Expenses	879	$ -	$ 228	$ 228	$ 228	$ 228	$ 228
441	A_6030070-EE Training	Customer Installations Expenses	879	$ -	$ 49	$ 49	$ 49	$ 49	$ 49
442	A_6030080-EE Travel Lodging	Customer Installations Expenses	879	$ -	$ 84	$ 84	$ 84	$ 84	$ 84
443	A_6030091-EE Apprec and Gifts	Customer Installations Expenses	879	$ -	$ 0	$ 0	$ 0	$ 0	$ 0
444	A_6030800-EE Miscellaneous	Customer Installations Expenses	879	$ -	$ 154	$ 154	$ 154	$ 154	$ 154
445	A_6100070-Consultants-Mgmt	Customer Installations Expenses	879	$ -	$ 15	$ 15	$ 15	$ 15	$ 15
446	A_6400020-M&S Gen Office	Customer Installations Expenses	879	$ -	$ 107	$ 107	$ 107	$ 107	$ 107
447	A_6400070-M&S Safety	Customer Installations Expenses	879	$ -	$ 13	$ 13	$ 13	$ 13	$ 13
448	A_6400100-M&S OS Purchases	Customer Installations Expenses	879	$ -	$ 120	$ 120	$ 120	$ 120	$ 120
449	A_6400500-M&S Parts	Customer Installations Expenses	879	$ -	$ 14	$ 14	$ 14	$ 14	$ 14
450	A_6400510-M&S Small Tools	Customer Installations Expenses	879	$ -	$ 49	$ 49	$ 49	$ 49	$ 49
451	A_6401000-M&S Inven Issue	Customer Installations Expenses	879	$ -	$ 66	$ 66	$ 66	$ 66	$ 66
452	A_6500010-Transport-Vehicle	Customer Installations Expenses	879	$ -	$ 9	$ 9	$ 9	$ 9	$ 9
453	A_6730030-Utilities-Telecom	Customer Installations Expenses	879	$ -	$ 17	$ 17	$ 17	$ 17	$ 17
454	A_6730800-Utilities-Other	Customer Installations Expenses	879	$ -	$ 2	$ 2	$ 2	$ 2	$ 2
455	A_6790230-Postage Ship Courier	Customer Installations Expenses	879	$ -	$ 9	$ 9	$ 9	$ 9	$ 9
456	A_6790320-Fleet Allocation	Customer Installations Expenses	879	$ -	$ 3,384	$ 3,384	$ 3,384	$ 3,384	$ 3,384
457	A_6790321-Stores Allocation	Customer Installations Expenses	879	$ -	$ 14	$ 14	$ 14	$ 14	$ 14
458	A_6790322-Small Tools Alloc	Customer Installations Expenses	879	$ -	$ 7	$ 7	$ 7	$ 7	$ 7
459	A_6010000-1001/A6010000	Other Expenses	880	$ (11,536)	$ (961)	$ (961)	$ (961)	$ (961)	$ (961)
460	A_6010010-1001/R6010000	Other Expenses	880	$ 69	$ 6	$ 6	$ 6	$ 6	$ 6
461	A_6010110-Labor Exempt ST	Other Expenses	880	$ 1,625,824	$ 135,485	$ 135,485	$ 135,485	$ 135,485	$ 135,485
462	A_6010130-Labor Exempt NonProd	Other Expenses	880	$ 297,016	$ 24,751	$ 24,751	$ 24,751	$ 24,751	$ 24,751
463	A_6010210-Labor NonExm ST	Other Expenses	880	$ 800,486	$ 66,707	$ 66,707	$ 66,707	$ 66,707	$ 66,707
464	A_6010220-Labor NonExm OT	Other Expenses	880	$ 152,700	$ 12,725	$ 12,725	$ 12,725	$ 12,725	$ 12,725
465	A_6010230-Labor NonExm NonProd	Other Expenses	880	$ 146,242	$ 12,187	$ 12,187	$ 12,187	$ 12,187	$ 12,187
466	A_6010910-Labor OffCycle Bonus	Other Expenses	880	$ 2,337	$ 195	$ 195	$ 195	$ 195	$ 195
467	A_6030010-EE ProfDue Subs Fees	Other Expenses	880	$ -	$ 1,949	$ 1,949	$ 1,949	$ 1,949	$ 1,949

NMGC Exhibit ECB-5
Page 331 of 596

NEW MEXICO GAS COMPANY, INC.

Operations and Maintenance Summary
Base Period - 12 Months Ending March 31, 2023
Future Test Year - 12 Months Ending September 30, 2025

	A	B	C	AB	AC	AD	AE	AF	AG
3	Description	Account Name	FERC Acct	9/30/2023	10/31/2023	11/30/2023	12/31/2023	1/31/2024	2/29/2024
419	A_6400510-M&S Small Tools	Meter and House Regulator Expenses	878	$ 1,988	$ 1,988	$ 1,988	$ 1,988	$ 1,988	$ 1,988
420	A_6401000-M&S Inven Issue	Meter and House Regulator Expenses	878	$ 11,453	$ 11,453	$ 11,453	$ 11,453	$ 11,453	$ 11,453
421	A_6500010-Transport-Vehicle	Meter and House Regulator Expenses	878	$ 33	$ 33	$ 33	$ 33	$ 33	$ 33
422	A_6730030-Utilities-Telecom	Meter and House Regulator Expenses	878	$ 6	$ 6	$ 6	$ 6	$ 6	$ 6
423	A_6730800-Utilities-Other	Meter and House Regulator Expenses	878	$ 37	$ 37	$ 37	$ 37	$ 37	$ 37
424	A_6790199-Fees-Miscellaneous	Meter and House Regulator Expenses	878	$ 125	$ 125	$ 125	$ 125	$ 125	$ 125
425	A_6790230-Postage Ship Courier	Meter and House Regulator Expenses	878	$ 34	$ 34	$ 34	$ 34	$ 34	$ 34
426	A_6790320-Fleet Allocation	Meter and House Regulator Expenses	878	$ 99,791	$ 99,791	$ 99,791	$ 99,791	$ 99,791	$ 99,791
427	A_6790321-Stores Allocation	Meter and House Regulator Expenses	878	$ 1,375	$ 1,375	$ 1,375	$ 1,375	$ 1,375	$ 1,375
428	A_6790322-Small Tools Alloc	Meter and House Regulator Expenses	878	$ 691	$ 691	$ 691	$ 691	$ 691	$ 691
429	A_6790325-T&I Allocation	Meter and House Regulator Expenses	878	$ (118,428)	$ (118,428)	$ (118,428)	$ (118,428)	$ (118,428)	$ (118,428)
430	A_6010000-1001/A6010000	Customer Installations Expenses	879	$ 9	$ 9	$ 9	$ 9	$ 9	$ 9
431	A_6010010-1001/R6010000	Customer Installations Expenses	879	$ 1	$ 1	$ 1	$ 1	$ 1	$ 1
432	A_6010110-Labor Exempt ST	Customer Installations Expenses	879	$ 3,206	$ 3,206	$ 3,206	$ 3,206	$ 3,206	$ 3,206
433	A_6010130-Labor Exempt NonProd	Customer Installations Expenses	879	$ 367	$ 367	$ 367	$ 367	$ 367	$ 367
434	A_6010210-Labor NonExm ST	Customer Installations Expenses	879	$ 15,505	$ 15,505	$ 15,505	$ 15,505	$ 15,505	$ 15,505
435	A_6010220-Labor NonExm OT	Customer Installations Expenses	879	$ 2,310	$ 2,310	$ 2,310	$ 2,310	$ 2,310	$ 2,310
436	A_6010230-Labor NonExm NonProd	Customer Installations Expenses	879	$ 3,103	$ 3,103	$ 3,103	$ 3,103	$ 3,103	$ 3,103
437	A_6010910-Labor OffCycle Bonus	Customer Installations Expenses	879	$ 2	$ 2	$ 2	$ 2	$ 2	$ 2
438	A_6030010-EE ProfDue Subs Fees	Customer Installations Expenses	879	$ 13	$ 13	$ 13	$ 13	$ 13	$ 13
439	A_6030040-EE Meals 50% Deduct	Customer Installations Expenses	879	$ 59	$ 59	$ 59	$ 59	$ 59	$ 59
440	A_6030060-EE Shoes Uniforms	Customer Installations Expenses	879	$ 228	$ 228	$ 228	$ 228	$ 228	$ 228
441	A_6030070-EE Training	Customer Installations Expenses	879	$ 49	$ 49	$ 49	$ 49	$ 49	$ 49
442	A_6030080-EE Travel Lodging	Customer Installations Expenses	879	$ 84	$ 84	$ 84	$ 84	$ 84	$ 84
443	A_6030091-EE Apprec and Gifts	Customer Installations Expenses	879	$ 0	$ 0	$ 0	$ 0	$ 0	$ 0
444	A_6030800-EE Miscellaneous	Customer Installations Expenses	879	$ 154	$ 154	$ 154	$ 154	$ 154	$ 154
445	A_6100070-Consultants-Mgmt	Customer Installations Expenses	879	$ 15	$ 15	$ 15	$ 15	$ 15	$ 15
446	A_6400020-M&S Gen Office	Customer Installations Expenses	879	$ 107	$ 107	$ 107	$ 107	$ 107	$ 107
447	A_6400070-M&S Safety	Customer Installations Expenses	879	$ 13	$ 13	$ 13	$ 13	$ 13	$ 13
448	A_6400100-M&S OS Purchases	Customer Installations Expenses	879	$ 120	$ 120	$ 120	$ 120	$ 120	$ 120
449	A_6400500-M&S Parts	Customer Installations Expenses	879	$ 14	$ 14	$ 14	$ 14	$ 14	$ 14
450	A_6400510-M&S Small Tools	Customer Installations Expenses	879	$ 49	$ 49	$ 49	$ 49	$ 49	$ 49
451	A_6401000-M&S Inven Issue	Customer Installations Expenses	879	$ 66	$ 66	$ 66	$ 66	$ 66	$ 66
452	A_6500010-Transport-Vehicle	Customer Installations Expenses	879	$ 9	$ 9	$ 9	$ 9	$ 9	$ 9
453	A_6730030-Utilities-Telecom	Customer Installations Expenses	879	$ 17	$ 17	$ 17	$ 17	$ 17	$ 17
454	A_6730800-Utilities-Other	Customer Installations Expenses	879	$ 2	$ 2	$ 2	$ 2	$ 2	$ 2
455	A_6790230-Postage Ship Courier	Customer Installations Expenses	879	$ 9	$ 9	$ 9	$ 9	$ 9	$ 9
456	A_6790320-Fleet Allocation	Customer Installations Expenses	879	$ 3,384	$ 3,384	$ 3,384	$ 3,384	$ 3,384	$ 3,384
457	A_6790321-Stores Allocation	Customer Installations Expenses	879	$ 14	$ 14	$ 14	$ 14	$ 14	$ 14
458	A_6790322-Small Tools Alloc	Customer Installations Expenses	879	$ 7	$ 7	$ 7	$ 7	$ 7	$ 7
459	A_6010000-1001/A6010000	Other Expenses	880	$ (961)	$ (961)	$ (961)	$ (961)	$ (961)	$ (961)
460	A_6010010-1001/R6010000	Other Expenses	880	$ 6	$ 6	$ 6	$ 6	$ 6	$ 6
461	A_6010110-Labor Exempt ST	Other Expenses	880	$ 135,485	$ 135,485	$ 135,485	$ 135,485	$ 135,485	$ 135,485
462	A_6010130-Labor Exempt NonProd	Other Expenses	880	$ 24,751	$ 24,751	$ 24,751	$ 24,751	$ 24,751	$ 24,751
463	A_6010210-Labor NonExm ST	Other Expenses	880	$ 66,707	$ 66,707	$ 66,707	$ 66,707	$ 66,707	$ 66,707
464	A_6010220-Labor NonExm OT	Other Expenses	880	$ 12,725	$ 12,725	$ 12,725	$ 12,725	$ 12,725	$ 12,725
465	A_6010230-Labor NonExm NonProd	Other Expenses	880	$ 12,187	$ 12,187	$ 12,187	$ 12,187	$ 12,187	$ 12,187
466	A_6010910-Labor OffCycle Bonus	Other Expenses	880	$ 195	$ 195	$ 195	$ 195	$ 195	$ 195
467	A_6030010-EE ProfDue Subs Fees	Other Expenses	880	$ 1,949	$ 1,949	$ 1,949	$ 1,949	$ 1,949	$ 1,949

NMGC Exhibit ECB-5
Page 332 of 596

NEW MEXICO GAS COMPANY, INC.

Operations and Maintenance Summary
Base Period - 12 Months Ending March 31, 2023
Future Test Year - 12 Months Ending September 30, 2025

	A	B	C	AH	AI	AJ	AK	AL	AM
3	Description	Account Name	FERC Acct	3/31/2024	Linkage 1 Ending 3/31/2024	Escalated Linkage 2 - Results of Pure Escalation of 1.62%	Total Linkage 2 Period Separately Forecasted Items	4/1/2024	5/1/2024
419	A_6400510-M&S Small Tools	Meter and House Regulator Expenses	878	$ 1,988	$ 23,855	$ 24,243	$ -	$ 2,052	$ 2,052
420	A_6401000-M&S Inven Issue	Meter and House Regulator Expenses	878	$ 11,453	$ 137,437	$ 139,667	$ -	$ 11,825	$ 11,825
421	A_6500010-Transport-Vehicle	Meter and House Regulator Expenses	878	$ 33	$ 401	$ 408	$ -	$ 35	$ 35
422	A_6730030-Utilities-Telecom	Meter and House Regulator Expenses	878	$ 6	$ 78	$ 79	$ -	$ 7	$ 7
423	A_6730800-Utilities-Other	Meter and House Regulator Expenses	878	$ 37	$ 439	$ 447	$ -	$ 38	$ 38
424	A_6790199-Fees-Miscellaneous	Meter and House Regulator Expenses	878	$ 125	$ 1,496	$ 1,521	$ -	$ 129	$ 129
425	A_6790230-Postage Ship Courier	Meter and House Regulator Expenses	878	$ 34	$ 402	$ 409	$ -	$ 35	$ 35
426	A_6790320-Fleet Allocation	Meter and House Regulator Expenses	878	$ 99,791	$ 1,197,497	$ 1,216,933	$ -	$ 103,031	$ 103,031
427	A_6790321-Stores Allocation	Meter and House Regulator Expenses	878	$ 1,375	$ 16,504	$ 16,772	$ -	$ 1,420	$ 1,420
428	A_6790322-Small Tools Alloc	Meter and House Regulator Expenses	878	$ 691	$ 8,287	$ 8,421	$ -	$ 713	$ 713
429	A_6790325-T&I Allocation	Meter and House Regulator Expenses	878	$ (118,428)	$ (1,421,138)	$ (1,444,204)	$ -	$ (122,272)	$ (122,272)
430	A_6010000-1001/A6010000	Customer Installations Expenses	879	$ 9	$ 111	$ -	$ 113	$ 10	$ 10
431	A_6010010-1001/R6010000	Customer Installations Expenses	879	$ 1	$ 14	$ -	$ 15	$ 1	$ 1
432	A_6010110-Labor Exempt ST	Customer Installations Expenses	879	$ 3,206	$ 38,472	$ -	$ 39,133	$ 3,316	$ 3,316
433	A_6010130-Labor Exempt NonProd	Customer Installations Expenses	879	$ 367	$ 4,406	$ -	$ 4,482	$ 380	$ 380
434	A_6010210-Labor NonExm ST	Customer Installations Expenses	879	$ 15,505	$ 186,065	$ -	$ 189,265	$ 16,039	$ 16,039
435	A_6010220-Labor NonExm OT	Customer Installations Expenses	879	$ 2,310	$ 27,725	$ -	$ 28,201	$ 2,390	$ 2,390
436	A_6010230-Labor NonExm NonProd	Customer Installations Expenses	879	$ 3,103	$ 37,233	$ -	$ 37,873	$ 3,209	$ 3,209
437	A_6010910-Labor OffCycle Bonus	Customer Installations Expenses	879	$ 2	$ 27	$ -	$ 27	$ 2	$ 2
438	A_6030010-EE ProfDue Subs Fees	Customer Installations Expenses	879	$ 13	$ 157	$ 160	$ -	$ 14	$ 14
439	A_6030040-EE Meals 50% Deduct	Customer Installations Expenses	879	$ 59	$ 712	$ 723	$ -	$ 61	$ 61
440	A_6030060-EE Shoes Uniforms	Customer Installations Expenses	879	$ 228	$ 2,736	$ 2,780	$ -	$ 235	$ 235
441	A_6030070-EE Training	Customer Installations Expenses	879	$ 49	$ 592	$ 602	$ -	$ 51	$ 51
442	A_6030080-EE Travel Lodging	Customer Installations Expenses	879	$ 84	$ 1,005	$ 1,021	$ -	$ 86	$ 86
443	A_6030091-EE Apprec and Gifts	Customer Installations Expenses	879	$ 0	$ 1	$ 1	$ -	$ 0	$ 0
444	A_6030800-EE Miscellaneous	Customer Installations Expenses	879	$ 154	$ 1,850	$ 1,880	$ -	$ 159	$ 159
445	A_6100070-Consultants-Mgmt	Customer Installations Expenses	879	$ 15	$ 179	$ 182	$ -	$ 15	$ 15
446	A_6400020-M&S Gen Office	Customer Installations Expenses	879	$ 107	$ 1,282	$ 1,303	$ -	$ 110	$ 110
447	A_6400070-M&S Safety	Customer Installations Expenses	879	$ 13	$ 151	$ 153	$ -	$ 13	$ 13
448	A_6400100-M&S OS Purchases	Customer Installations Expenses	879	$ 120	$ 1,436	$ 1,459	$ -	$ 124	$ 124
449	A_6400500-M&S Parts	Customer Installations Expenses	879	$ 14	$ 170	$ 173	$ -	$ 15	$ 15
450	A_6400510-M&S Small Tools	Customer Installations Expenses	879	$ 49	$ 590	$ 600	$ -	$ 51	$ 51
451	A_6401000-M&S Inven Issue	Customer Installations Expenses	879	$ 66	$ 793	$ 806	$ -	$ 68	$ 68
452	A_6500010-Transport-Vehicle	Customer Installations Expenses	879	$ 9	$ 104	$ 106	$ -	$ 9	$ 9
453	A_6730030-Utilities-Telecom	Customer Installations Expenses	879	$ 17	$ 205	$ 208	$ -	$ 18	$ 18
454	A_6730800-Utilities-Other	Customer Installations Expenses	879	$ 2	$ 28	$ 29	$ -	$ 2	$ 2
455	A_6790230-Postage Ship Courier	Customer Installations Expenses	879	$ 9	$ 103	$ 104	$ -	$ 9	$ 9
456	A_6790320-Fleet Allocation	Customer Installations Expenses	879	$ 3,384	$ 40,604	$ 41,263	$ -	$ 3,494	$ 3,494
457	A_6790321-Stores Allocation	Customer Installations Expenses	879	$ 14	$ 163	$ 166	$ -	$ 14	$ 14
458	A_6790322-Small Tools Alloc	Customer Installations Expenses	879	$ 7	$ 81	$ 82	$ -	$ 7	$ 7
459	A_6010000-1001/A6010000	Other Expenses	880	$ (961)	$ (11,536)	$ -	$ (11,735)	$ (994)	$ (994)
460	A_6010010-1001/R6010000	Other Expenses	880	$ 6	$ 69	$ -	$ 71	$ 6	$ 6
461	A_6010110-Labor Exempt ST	Other Expenses	880	$ 135,485	$ 1,625,824	$ -	$ 1,653,787	$ 140,146	$ 140,146
462	A_6010130-Labor Exempt NonProd	Other Expenses	880	$ 24,751	$ 297,016	$ -	$ 302,124	$ 25,603	$ 25,603
463	A_6010210-Labor NonExm ST	Other Expenses	880	$ 66,707	$ 800,486	$ -	$ 814,253	$ 69,002	$ 69,002
464	A_6010220-Labor NonExm OT	Other Expenses	880	$ 12,725	$ 152,700	$ -	$ 155,326	$ 13,163	$ 13,163
465	A_6010230-Labor NonExm NonProd	Other Expenses	880	$ 12,187	$ 146,242	$ -	$ 148,757	$ 12,606	$ 12,606
466	A_6010910-Labor OffCycle Bonus	Other Expenses	880	$ 195	$ 2,337	$ -	$ 2,377	$ 201	$ 201
467	A_6030010-EE ProfDue Subs Fees	Other Expenses	880	$ 1,949	$ 23,388	$ 23,768	$ -	$ 2,012	$ 2,012

NMGC Exhibit ECB-5
Page 333 of 596

NEW MEXICO GAS COMPANY, INC.

Operations and Maintenance Summary
Base Period - 12 Months Ending March 31, 2023
Future Test Year - 12 Months Ending September 30, 2025

	A	B	C	AN	AO	AP	AQ	AR
3	Description	Account Name	FERC Acct	6/1/2024	7/1/2024	8/1/2024	9/1/2024	Linkage 2 Ending 9/30/2024
419	A_6400510-M&S Small Tools	Meter and House Regulator Expenses	878	$ 2,052	$ 2,052	$ 2,052	$ 2,052	$ 24,243
420	A_6401000-M&S Inven Issue	Meter and House Regulator Expenses	878	$ 11,825	$ 11,825	$ 11,825	$ 11,825	$ 139,667
421	A_6500010-Transport-Vehicle	Meter and House Regulator Expenses	878	$ 35	$ 35	$ 35	$ 35	$ 408
422	A_6730030-Utilities-Telecom	Meter and House Regulator Expenses	878	$ 7	$ 7	$ 7	$ 7	$ 79
423	A_6730800-Utilities-Other	Meter and House Regulator Expenses	878	$ 38	$ 38	$ 38	$ 38	$ 447
424	A_6790199-Fees-Miscellaneous	Meter and House Regulator Expenses	878	$ 129	$ 129	$ 129	$ 129	$ 1,521
425	A_6790230-Postage Ship Courier	Meter and House Regulator Expenses	878	$ 35	$ 35	$ 35	$ 35	$ 409
426	A_6790320-Fleet Allocation	Meter and House Regulator Expenses	878	$ 103,031	$ 103,031	$ 103,031	$ 103,031	$ 1,216,933
427	A_6790321-Stores Allocation	Meter and House Regulator Expenses	878	$ 1,420	$ 1,420	$ 1,420	$ 1,420	$ 16,772
428	A_6790322-Small Tools Alloc	Meter and House Regulator Expenses	878	$ 713	$ 713	$ 713	$ 713	$ 8,421
429	A_6790325-T&I Allocation	Meter and House Regulator Expenses	878	$ (122,272)	$ (122,272)	$ (122,272)	$ (122,272)	$ (1,444,204)
430	A_6010000-1001/A6010000	Customer Installations Expenses	879	$ 10	$ 10	$ 10	$ 10	$ 113
431	A_6010010-1001/R6010000	Customer Installations Expenses	879	$ 1	$ 1	$ 1	$ 1	$ 15
432	A_6010110-Labor Exempt ST	Customer Installations Expenses	879	$ 3,316	$ 3,316	$ 3,316	$ 3,316	$ 39,133
433	A_6010130-Labor Exempt NonProd	Customer Installations Expenses	879	$ 380	$ 380	$ 380	$ 380	$ 4,482
434	A_6010210-Labor NonExm ST	Customer Installations Expenses	879	$ 16,039	$ 16,039	$ 16,039	$ 16,039	$ 189,265
435	A_6010220-Labor NonExm OT	Customer Installations Expenses	879	$ 2,390	$ 2,390	$ 2,390	$ 2,390	$ 28,201
436	A_6010230-Labor NonExm NonProd	Customer Installations Expenses	879	$ 3,209	$ 3,209	$ 3,209	$ 3,209	$ 37,873
437	A_6010910-Labor OffCycle Bonus	Customer Installations Expenses	879	$ 2	$ 2	$ 2	$ 2	$ 27
438	A_6030010-EE ProfDue Subs Fees	Customer Installations Expenses	879	$ 14	$ 14	$ 14	$ 14	$ 160
439	A_6030040-EE Meals 50% Deduct	Customer Installations Expenses	879	$ 61	$ 61	$ 61	$ 61	$ 723
440	A_6030060-EE Shoes Uniforms	Customer Installations Expenses	879	$ 235	$ 235	$ 235	$ 235	$ 2,780
441	A_6030070-EE Training	Customer Installations Expenses	879	$ 51	$ 51	$ 51	$ 51	$ 602
442	A_6030080-EE Travel Lodging	Customer Installations Expenses	879	$ 86	$ 86	$ 86	$ 86	$ 1,021
443	A_6030091-EE Apprec and Gifts	Customer Installations Expenses	879	$ 0	$ 0	$ 0	$ 0	$ 1
444	A_6030800-EE Miscellaneous	Customer Installations Expenses	879	$ 159	$ 159	$ 159	$ 159	$ 1,880
445	A_6100070-Consultants-Mgmt	Customer Installations Expenses	879	$ 15	$ 15	$ 15	$ 15	$ 182
446	A_6400020-M&S Gen Office	Customer Installations Expenses	879	$ 110	$ 110	$ 110	$ 110	$ 1,303
447	A_6400070-M&S Safety	Customer Installations Expenses	879	$ 13	$ 13	$ 13	$ 13	$ 153
448	A_6400100-M&S OS Purchases	Customer Installations Expenses	879	$ 124	$ 124	$ 124	$ 124	$ 1,459
449	A_6400500-M&S Parts	Customer Installations Expenses	879	$ 15	$ 15	$ 15	$ 15	$ 173
450	A_6400510-M&S Small Tools	Customer Installations Expenses	879	$ 51	$ 51	$ 51	$ 51	$ 600
451	A_6401000-M&S Inven Issue	Customer Installations Expenses	879	$ 68	$ 68	$ 68	$ 68	$ 806
452	A_6500010-Transport-Vehicle	Customer Installations Expenses	879	$ 9	$ 9	$ 9	$ 9	$ 106
453	A_6730030-Utilities-Telecom	Customer Installations Expenses	879	$ 18	$ 18	$ 18	$ 18	$ 208
454	A_6730800-Utilities-Other	Customer Installations Expenses	879	$ 2	$ 2	$ 2	$ 2	$ 29
455	A_6790230-Postage Ship Courier	Customer Installations Expenses	879	$ 9	$ 9	$ 9	$ 9	$ 104
456	A_6790320-Fleet Allocation	Customer Installations Expenses	879	$ 3,494	$ 3,494	$ 3,494	$ 3,494	$ 41,263
457	A_6790321-Stores Allocation	Customer Installations Expenses	879	$ 14	$ 14	$ 14	$ 14	$ 166
458	A_6790322-Small Tools Alloc	Customer Installations Expenses	879	$ 7	$ 7	$ 7	$ 7	$ 82
459	A_6010000-1001/A6010000	Other Expenses	880	$ (994)	$ (994)	$ (994)	$ (994)	$ (11,735)
460	A_6010010-1001/R6010000	Other Expenses	880	$ 6	$ 6	$ 6	$ 6	$ 71
461	A_6010110-Labor Exempt ST	Other Expenses	880	$ 140,146	$ 140,146	$ 140,146	$ 140,146	$ 1,653,787
462	A_6010130-Labor Exempt NonProd	Other Expenses	880	$ 25,603	$ 25,603	$ 25,603	$ 25,603	$ 302,124
463	A_6010210-Labor NonExm ST	Other Expenses	880	$ 69,002	$ 69,002	$ 69,002	$ 69,002	$ 814,253
464	A_6010220-Labor NonExm OT	Other Expenses	880	$ 13,163	$ 13,163	$ 13,163	$ 13,163	$ 155,326
465	A_6010230-Labor NonExm NonProd	Other Expenses	880	$ 12,606	$ 12,606	$ 12,606	$ 12,606	$ 148,757
466	A_6010910-Labor OffCycle Bonus	Other Expenses	880	$ 201	$ 201	$ 201	$ 201	$ 2,377
467	A_6030010-EE ProfDue Subs Fees	Other Expenses	880	$ 2,012	$ 2,012	$ 2,012	$ 2,012	$ 23,768

NMGC Exhibit ECB-5
Page 334 of 596

NEW MEXICO GAS COMPANY, INC.

Operations and Maintenance Summary
Base Period - 12 Months Ending March 31, 2023
Future Test Year - 12 Months Ending September 30, 2025

	A	B	C	D	E	F	G	H	I
3	Description	Account Name	FERC Acct	4/30/2022	5/31/2022	6/30/2022	7/31/2022	8/31/2022	9/30/2022
468	A_6030040-EE Meals 50% Deduct	Other Expenses	880	$ 7,167	$ 6,719	$ 6,652	$ 5,319	$ 14,593	$ 8,025
469	A_6030050-EE Mileage	Other Expenses	880	$ 244	$ 56	$ 255	$ -	$ 180	$ 284
470	A_6030060-EE Shoes Uniforms	Other Expenses	880	$ 65	$ 2,460	$ 2,146	$ 332	$ 705	$ 13
471	A_6030070-EE Training	Other Expenses	880	$ 107	$ 3,495	$ 338	$ 1,275	$ 1,393	$ 385
472	A_6030080-EE Travel Lodging	Other Expenses	880	$ 9,997	$ 7,550	$ 7,785	$ 4,225	$ 23,969	$ 22,427
473	A_6030091-EE Apprec and Gifts	Other Expenses	880	$ -	$ 2	$ -	$ -	$ 7	$ -
474	A_6030800-EE Miscellaneous	Other Expenses	880	$ 1,889	$ 2,341	$ 1,344	$ 1,082	$ 10,163	$ 1,230
475	A_6100010-Advertising	Other Expenses	880	$ -	$ -	$ -	$ -	$ -	$ -
476	A_6100040-Consultants-Engineer	Other Expenses	880	$ 9,289	$ -	$ -	$ -	$ -	$ -
477	A_6100070-Consultants-Mgmt	Other Expenses	880	$ 12	$ -	$ -	$ -	$ -	$ -
478	A_6100080-Consultants-Other	Other Expenses	880	$ 3,215	$ 37,116	$ 14,283	$ 15,682	$ 48,165	$ 6,950
479	A_6100100-Contractor Services	Other Expenses	880	$ 9,599	$ 29,785	$ 14,521	$ 33,190	$ 21,308	$ 14,951
480	A_6100110-Instrument SvcRepair	Other Expenses	880	$ 1,679	$ -	$ -	$ -	$ -	$ -
481	A_6100120-Tool Service/Repair	Other Expenses	880	$ -	$ -	$ -	$ -	$ -	$ 13,573
482	A_6100150-Printing	Other Expenses	880	$ 1,701	$ 264	$ -	$ -	$ -	$ -
483	A_6100190-Software Maintenance	Other Expenses	880	$ -	$ -	$ -	$ -	$ 3,762	$ -
484	A_6400010-M&S FurnOffEquip	Other Expenses	880	$ 132	$ -	$ 1,165	$ -	$ 933	$ 466
485	A_6400020-M&S Gen Office	Other Expenses	880	$ 4,230	$ 9,520	$ 5,127	$ 2,494	$ 7,222	$ 7,598
486	A_6400030-M&S Chemicals	Other Expenses	880	$ -	$ -	$ -	$ 893	$ 188	$ -
487	A_6400060-M&S Ops Consum	Other Expenses	880	$ 259	$ 1,012	$ 1,377	$ 187	$ 7,010	$ 1,621
488	A_6400070-M&S Safety	Other Expenses	880	$ 1,383	$ 1,918	$ 914	$ 861	$ 1,071	$ 1,516
489	A_6400080-M&S Vehicle Fuel	Other Expenses	880	$ -	$ 67	$ 128	$ -	$ -	$ 30
490	A_6400100-M&S OS Purchases	Other Expenses	880	$ 5,037	$ 10,999	$ 5,572	$ 2,542	$ 4,745	$ 18,916
491	A_6400500-M&S Parts	Other Expenses	880	$ 1,193	$ 45	$ 668	$ 76	$ 1,190	$ 1,818
492	A_6400510-M&S Small Tools	Other Expenses	880	$ 3,141	$ 8,507	$ 2,649	$ 3,859	$ 3,911	$ 6,370
493	A_6401000-M&S Inven Issue	Other Expenses	880	$ 1,431	$ 2,324	$ 12,093	$ 10,030	$ 4,112	$ 3,775
494	A_6500010-Transport-Vehicle	Other Expenses	880	$ -	$ -	$ -	$ 25	$ -	$ 15
495	A_6720020-LTLease-NonOffEquip	Other Expenses	880	$ -	$ -	$ -	$ -	$ -	$ 423
496	A_6730030-Utilities-Telecom	Other Expenses	880	$ 2	$ 109	$ 3	$ 34	$ 3	$ 1
497	A_6730800-Utilities-Other	Other Expenses	880	$ 3	$ -	$ -	$ -	$ -	$ 304
498	A_6790199-Fees-Miscellaneous	Other Expenses	880	$ 1,757	$ 286	$ 5	$ 461	$ 89	$ 538
499	A_6790210-Permitting	Other Expenses	880	$ 25	$ -	$ 37	$ -	$ 2,225	$ -
500	A_6790230-Postage Ship Courier	Other Expenses	880	$ 125	$ 296	$ 63	$ 27	$ 982	$ 213
501	A_6790255-Selling Mktg Exp	Other Expenses	880	$ -	$ 4,315	$ -	$ -	$ -	$ -
502	A_6790320-Fleet Allocation	Other Expenses	880	$ 21,077	$ 27,371	$ 22,472	$ 26,270	$ 30,778	$ 24,469
503	A_6790321-Stores Allocation	Other Expenses	880	$ 443	$ 2,359	$ 2,018	$ 758	$ 706	$ 951
504	A_6790322-Small Tools Alloc	Other Expenses	880	$ 211	$ 439	$ 712	$ 210	$ 357	$ 336
505	A_6790800-Other Oper-Misc	Other Expenses	880	$ 475	$ 105	$ 2,525	$ -	$ (300)	$ 192
506	A_7103060-CIAC	Other Expenses	880	$ -	$ -	$ -	$ -	$ -	$ -
507	A_6790326-Facilities Alloc	Rents	881	$ 203,064	$ 178,546	$ 183,802	$ 214,529	$ 281,844	$ 236,081
508	**Total Distribution Operation Expenses**			**$ 1,919,562**	**$ 2,112,581**	**$ 1,972,052**	**$ 1,920,440**	**$ 2,270,814**	**$ 1,985,805**
509									
510	**Distribution Expenses - Maintenance:**								
511	A_6010000-1001/A6010000	Maintenance of Mains	887	$ 143	$ 5	$ 141	$ 63	$ 0	$ 13
512	A_6010010-1001/R6010000	Maintenance of Mains	887	$ 20	$ -	$ -	$ 64	$ 22	$ 1
513	A_6010110-Labor Exempt ST	Maintenance of Mains	887	$ 15,579	$ 17,418	$ 14,837	$ 14,177	$ 13,995	$ 11,214
514	A_6010130-Labor Exempt NonProd	Maintenance of Mains	887	$ 3,921	$ 2,055	$ 3,666	$ 2,957	$ 1,894	$ 3,474
515	A_6010210-Labor NonExm ST	Maintenance of Mains	887	$ 92,936	$ 94,789	$ 75,933	$ 75,994	$ 78,491	$ 67,156
516	A_6010220-Labor NonExm OT	Maintenance of Mains	887	$ 19,049	$ 19,285	$ 17,538	$ 20,144	$ 18,709	$ 16,248

NMGC Exhibit ECB-5
Page 335 of 596

NEW MEXICO GAS COMPANY, INC.

Operations and Maintenance Summary
Base Period - 12 Months Ending March 31, 2023
Future Test Year - 12 Months Ending September 30, 2025

	A	B	C	J	K	L	M	N	O
3	Description	Account Name	FERC Acct	10/31/2022	11/30/2022	12/31/2022	1/31/2023	2/28/2023	3/31/2023
468	A_6030040-EE Meals 50% Deduct	Other Expenses	880	$ 15,040	$ 6,823	$ 21,285	$ 8,279	$ 5,603	$ 12,544
469	A_6030050-EE Mileage	Other Expenses	880	$ -	$ -	$ -	$ 70	$ -	$ -
470	A_6030060-EE Shoes Uniforms	Other Expenses	880	$ 122	$ 103	$ -	$ 13,675	$ 404	$ 83
471	A_6030070-EE Training	Other Expenses	880	$ 8,891	$ 1,215	$ 607	$ 2,083	$ 1,158	$ 1,479
472	A_6030080-EE Travel Lodging	Other Expenses	880	$ 16,672	$ 14,019	$ 24,328	$ 1,805	$ 5,587	$ 20,604
473	A_6030091-EE Apprec and Gifts	Other Expenses	880	$ -	$ -	$ -	$ -	$ -	$ -
474	A_6030800-EE Miscellaneous	Other Expenses	880	$ 4,620	$ 2,148	$ 6,501	$ 421	$ 2,342	$ 3,172
475	A_6100010-Advertising	Other Expenses	880	$ -	$ -	$ -	$ 5,223	$ -	$ 178
476	A_6100040-Consultants-Engineer	Other Expenses	880	$ -	$ -	$ -	$ -	$ -	$ -
477	A_6100070-Consultants-Mgmt	Other Expenses	880	$ -	$ 830	$ 550	$ -	$ -	$ -
478	A_6100080-Consultants-Other	Other Expenses	880	$ 3,725	$ 64,183	$ 2,373	$ 402	$ 317	$ 94,462
479	A_6100100-Contractor Services	Other Expenses	880	$ 16,545	$ 43,484	$ 10,589	$ 7,189	$ (7,088)	$ 17,866
480	A_6100110-Instrument SvcRepair	Other Expenses	880	$ -	$ 353	$ 0	$ -	$ -	$ -
481	A_6100120-Tool Service/Repair	Other Expenses	880	$ 621	$ 338	$ -	$ -	$ 4,321	$ 6,130
482	A_6100150-Printing	Other Expenses	880	$ 241	$ 3,052	$ -	$ 172	$ 3,227	$ 66
483	A_6100190-Software Maintenance	Other Expenses	880	$ -	$ -	$ -	$ -	$ -	$ -
484	A_6400010-M&S FurnOffEquip	Other Expenses	880	$ 1,519	$ 930	$ 1,407	$ 4,096	$ (292)	$ 2,490
485	A_6400020-M&S Gen Office	Other Expenses	880	$ 4,628	$ 6,847	$ 8,295	$ 8,067	$ 4,462	$ 5,758
486	A_6400030-M&S Chemicals	Other Expenses	880	$ -	$ -	$ -	$ -	$ -	$ -
487	A_6400060-M&S Ops Consum	Other Expenses	880	$ 930	$ 9,877	$ 1,809	$ (1,464)	$ (0)	$ 348
488	A_6400070-M&S Safety	Other Expenses	880	$ 1,656	$ 832	$ 6,497	$ 1,800	$ 1,268	$ 4,706
489	A_6400080-M&S Vehicle Fuel	Other Expenses	880	$ 17	$ -	$ -	$ -	$ 20	$ -
490	A_6400100-M&S OS Purchases	Other Expenses	880	$ (8,803)	$ 1,955	$ 5,594	$ 9,650	$ 6,012	$ 10,347
491	A_6400500-M&S Parts	Other Expenses	880	$ 555	$ 649	$ 360	$ 323	$ 190	$ 52
492	A_6400510-M&S Small Tools	Other Expenses	880	$ 8,126	$ 3,341	$ 2,705	$ 4,848	$ 6,164	$ 8,799
493	A_6401000-M&S Inven Issue	Other Expenses	880	$ 15,060	$ (3,559)	$ 2,716	$ 3,853	$ 32,901	$ 21,419
494	A_6500010-Transport-Vehicle	Other Expenses	880	$ 53	$ 218	$ 206	$ 14	$ 103	$ -
495	A_6720020-LTLease-NonOffEquip	Other Expenses	880	$ -	$ -	$ 679	$ -	$ -	$ -
496	A_6730030-Utilities-Telecom	Other Expenses	880	$ 3	$ 3	$ 2	$ 191	$ 3	$ 96
497	A_6730800-Utilities-Other	Other Expenses	880	$ -	$ -	$ 322	$ -	$ -	$ -
498	A_6790199-Fees-Miscellaneous	Other Expenses	880	$ 31	$ 446	$ 2,716	$ 148	$ 145	$ 433
499	A_6790210-Permitting	Other Expenses	880	$ 37	$ 200	$ -	$ -	$ 100	$ 109
500	A_6790230-Postage Ship Courier	Other Expenses	880	$ 1,594	$ 78	$ 370	$ 39	$ 824	$ 315
501	A_6790255-Selling Mktg Exp	Other Expenses	880	$ 5,388	$ -	$ -	$ -	$ -	$ -
502	A_6790320-Fleet Allocation	Other Expenses	880	$ 23,051	$ 19,974	$ 15,220	$ 17,471	$ 21,835	$ 16,206
503	A_6790321-Stores Allocation	Other Expenses	880	$ 474	$ (32)	$ 760	$ 1,646	$ 1,634	$ 1,881
504	A_6790322-Small Tools Alloc	Other Expenses	880	$ 337	$ (30)	$ 189	$ 1,038	$ 2,927	$ 645
505	A_6790800-Other Oper-Misc	Other Expenses	880	$ 4,117	$ (100)	$ (100)	$ -	$ (100)	$ 23,878
506	A_7103060-CIAC	Other Expenses	880	$ -	$ -	$ -	$ (125)	$ -	$ -
507	A_6790326-Facilities Alloc	Rents	881	$ 202,789	$ 217,112	$ 217,765	$ 256,023	$ 208,871	$ 250,821
508	**Total Distribution Operation Expenses**			**$ 2,028,051**	**$ 2,131,493**	**$ 1,896,863**	**$ 2,335,856**	**$ 1,940,268**	**$ 2,192,017**
509									
510	**Distribution Expenses - Maintenance:**								
511	A_6010000-1001/A6010000	Maintenance of Mains	887	$ 107	$ 38	$ 216	$ 7	$ 653	$ 418
512	A_6010010-1001/R6010000	Maintenance of Mains	887	$ 16	$ -	$ 72	$ -	$ 59	$ 25
513	A_6010110-Labor Exempt ST	Maintenance of Mains	887	$ 13,695	$ 12,648	$ 10,220	$ 19,776	$ 15,106	$ 22,200
514	A_6010130-Labor Exempt NonProd	Maintenance of Mains	887	$ 2,305	$ 3,088	$ 6,194	$ 6,308	$ 2,735	$ 4,020
515	A_6010210-Labor NonExm ST	Maintenance of Mains	887	$ 85,973	$ 72,679	$ 59,906	$ 108,193	$ 93,036	$ 124,947
516	A_6010220-Labor NonExm OT	Maintenance of Mains	887	$ 27,728	$ 25,677	$ 20,440	$ 34,802	$ 24,957	$ 28,571

NMGC Exhibit ECB-5
Page 336 of 596

NEW MEXICO GAS COMPANY, INC.

Operations and Maintenance Summary
Base Period - 12 Months Ending March 31, 2023
Future Test Year - 12 Months Ending September 30, 2025

	A	B	C	P	Q	R	S	T	U
3	Description	Account Name	FERC Acct	Total Company Unadjusted Base Period Ending 3/31/2023	Base Period Adjustments	Adjusted Base Period	Removal of Separately Forecasted Items (To be added back Later)	Remaining Base Period O&M to be Escalated	Escalated Linkage 1 - Results of Pure Escalation of 3.93%
468	A_6030040-EE Meals 50% Deduct	Other Expenses	880	$ 118,047	$ -	$ 118,047	$ -	$ 118,047	$ 122,689
469	A_6030050-EE Mileage	Other Expenses	880	$ 1,088	$ -	$ 1,088	$ -	$ 1,088	$ 1,131
470	A_6030060-EE Shoes Uniforms	Other Expenses	880	$ 20,108	$ -	$ 20,108	$ -	$ 20,108	$ 20,899
471	A_6030070-EE Training	Other Expenses	880	$ 22,426	$ -	$ 22,426	$ -	$ 22,426	$ 23,308
472	A_6030080-EE Travel Lodging	Other Expenses	880	$ 158,967	$ -	$ 158,967	$ -	$ 158,967	$ 165,218
473	A_6030091-EE Apprec and Gifts	Other Expenses	880	$ 9	$ -	$ 9	$ -	$ 9	$ 10
474	A_6030800-EE Miscellaneous	Other Expenses	880	$ 37,253	$ -	$ 37,253	$ -	$ 37,253	$ 38,718
475	A_6100010-Advertising	Other Expenses	880	$ 5,401	$ -	$ 5,401	$ -	$ 5,401	$ 5,613
476	A_6100040-Consultants-Engineer	Other Expenses	880	$ 9,289	$ -	$ 9,289	$ -	$ 9,289	$ 9,655
477	A_6100070-Consultants-Mgmt	Other Expenses	880	$ 1,392	$ -	$ 1,392	$ -	$ 1,392	$ 1,446
478	A_6100080-Consultants-Other	Other Expenses	880	$ 290,871	$ -	$ 290,871	$ -	$ 290,871	$ 302,309
479	A_6100100-Contractor Services	Other Expenses	880	$ 211,941	$ -	$ 211,941	$ -	$ 211,941	$ 220,275
480	A_6100110-Instrument SvcRepair	Other Expenses	880	$ 2,032	$ -	$ 2,032	$ -	$ 2,032	$ 2,112
481	A_6100120-Tool Service/Repair	Other Expenses	880	$ 24,983	$ -	$ 24,983	$ -	$ 24,983	$ 25,965
482	A_6100150-Printing	Other Expenses	880	$ 8,723	$ -	$ 8,723	$ -	$ 8,723	$ 9,066
483	A_6100190-Software Maintenance	Other Expenses	880	$ 3,762	$ -	$ 3,762	$ -	$ 3,762	$ 3,910
484	A_6400010-M&S FurnOffEquip	Other Expenses	880	$ 12,845	$ -	$ 12,845	$ -	$ 12,845	$ 13,350
485	A_6400020-M&S Gen Office	Other Expenses	880	$ 74,249	$ -	$ 74,249	$ -	$ 74,249	$ 77,169
486	A_6400030-M&S Chemicals	Other Expenses	880	$ 1,082	$ -	$ 1,082	$ -	$ 1,082	$ 1,124
487	A_6400060-M&S Ops Consum	Other Expenses	880	$ 22,966	$ -	$ 22,966	$ -	$ 22,966	$ 23,869
488	A_6400070-M&S Safety	Other Expenses	880	$ 24,424	$ -	$ 24,424	$ -	$ 24,424	$ 25,384
489	A_6400080-M&S Vehicle Fuel	Other Expenses	880	$ 262	$ -	$ 262	$ -	$ 262	$ 272
490	A_6400100-M&S OS Purchases	Other Expenses	880	$ 72,566	$ -	$ 72,566	$ -	$ 72,566	$ 75,419
491	A_6400500-M&S Parts	Other Expenses	880	$ 7,119	$ -	$ 7,119	$ -	$ 7,119	$ 7,399
492	A_6400510-M&S Small Tools	Other Expenses	880	$ 62,421	$ -	$ 62,421	$ -	$ 62,421	$ 64,876
493	A_6401000-M&S Inven Issue	Other Expenses	880	$ 106,157	$ -	$ 106,157	$ -	$ 106,157	$ 110,331
494	A_6500010-Transport-Vehicle	Other Expenses	880	$ 633	$ -	$ 633	$ -	$ 633	$ 658
495	A_6720020-LTLease-NonOffEquip	Other Expenses	880	$ 1,102	$ -	$ 1,102	$ -	$ 1,102	$ 1,145
496	A_6730030-Utilities-Telecom	Other Expenses	880	$ 452	$ -	$ 452	$ -	$ 452	$ 470
497	A_6730800-Utilities-Other	Other Expenses	880	$ 630	$ -	$ 630	$ -	$ 630	$ 655
498	A_6790199-Fees-Miscellaneous	Other Expenses	880	$ 7,055	$ -	$ 7,055	$ -	$ 7,055	$ 7,332
499	A_6790210-Permitting	Other Expenses	880	$ 2,733	$ -	$ 2,733	$ -	$ 2,733	$ 2,840
500	A_6790230-Postage Ship Courier	Other Expenses	880	$ 4,925	$ -	$ 4,925	$ -	$ 4,925	$ 5,118
501	A_6790255-Selling Mktg Exp	Other Expenses	880	$ 9,703	$ -	$ 9,703	$ -	$ 9,703	$ 10,084
502	A_6790320-Fleet Allocation	Other Expenses	880	$ 266,194	$ -	$ 266,194	$ -	$ 266,194	$ 276,662
503	A_6790321-Stores Allocation	Other Expenses	880	$ 13,597	$ -	$ 13,597	$ -	$ 13,597	$ 14,132
504	A_6790322-Small Tools Alloc	Other Expenses	880	$ 7,372	$ -	$ 7,372	$ -	$ 7,372	$ 7,662
505	A_6790800-Other Oper-Misc	Other Expenses	880	$ 30,692	$ -	$ 30,692	$ -	$ 30,692	$ 31,899
506	A_7103060-CIAC	Other Expenses	880	$ (125)	$ -	$ (125)	$ -	$ (125)	$ (130)
507	A_6790326-Facilities Alloc	Rents	881	$ 2,651,247	$ -	$ 2,651,247	$ (56,400)	$ 2,594,847	$ 2,696,880
508	**Total Distribution Operation Expenses**			**$ 24,705,802**	**$ 1,440,196**	**$ 26,145,998**	**$ (19,737,358)**	**$ 6,408,640**	**$ 6,660,636**
509									
510	**Distribution Expenses - Maintenance:**								
511	A_6010000-1001/A6010000	Maintenance of Mains	887	$ 1,805	$ 99	$ 1,904	$ (1,904)	$ -	$ -
512	A_6010010-1001/R6010000	Maintenance of Mains	887	$ 279	$ 15	$ 295	$ (295)	$ -	$ -
513	A_6010110-Labor Exempt ST	Maintenance of Mains	887	$ 180,864	$ 24,399	$ 205,263	$ (205,263)	$ -	$ -
514	A_6010130-Labor Exempt NonProd	Maintenance of Mains	887	$ 42,616	$ 2,343	$ 44,959	$ (44,959)	$ -	$ -
515	A_6010210-Labor NonExm ST	Maintenance of Mains	887	$ 1,030,033	$ 138,952	$ 1,168,985	$ (1,168,985)	$ -	$ -
516	A_6010220-Labor NonExm OT	Maintenance of Mains	887	$ 273,148	$ (43,609)	$ 229,539	$ (229,539)	$ -	$ -

NMGC Exhibit ECB-5
Page 337 of 596

NEW MEXICO GAS COMPANY, INC.

Operations and Maintenance Summary
Base Period - 12 Months Ending March 31, 2023
Future Test Year - 12 Months Ending September 30, 2025

	A	B	C	V	W	X	Y	Z	AA
3	Description	Account Name	FERC Acct	Total Linkage 1 Period Separately Forecasted Items	4/30/2023	5/31/2023	6/30/2023	7/31/2023	8/31/2023
468	A_6030040-EE Meals 50% Deduct	Other Expenses	880	$ -	$ 10,224	$ 10,224	$ 10,224	$ 10,224	$ 10,224
469	A_6030050-EE Mileage	Other Expenses	880	$ -	$ 94	$ 94	$ 94	$ 94	$ 94
470	A_6030060-EE Shoes Uniforms	Other Expenses	880	$ -	$ 1,742	$ 1,742	$ 1,742	$ 1,742	$ 1,742
471	A_6030070-EE Training	Other Expenses	880	$ -	$ 1,942	$ 1,942	$ 1,942	$ 1,942	$ 1,942
472	A_6030080-EE Travel Lodging	Other Expenses	880	$ -	$ 13,768	$ 13,768	$ 13,768	$ 13,768	$ 13,768
473	A_6030091-EE Apprec and Gifts	Other Expenses	880	$ -	$ 1	$ 1	$ 1	$ 1	$ 1
474	A_6030800-EE Miscellaneous	Other Expenses	880	$ -	$ 3,226	$ 3,226	$ 3,226	$ 3,226	$ 3,226
475	A_6100010-Advertising	Other Expenses	880	$ -	$ 468	$ 468	$ 468	$ 468	$ 468
476	A_6100040-Consultants-Engineer	Other Expenses	880	$ -	$ 805	$ 805	$ 805	$ 805	$ 805
477	A_6100070-Consultants-Mgmt	Other Expenses	880	$ -	$ 121	$ 121	$ 121	$ 121	$ 121
478	A_6100080-Consultants-Other	Other Expenses	880	$ -	$ 25,192	$ 25,192	$ 25,192	$ 25,192	$ 25,192
479	A_6100100-Contractor Services	Other Expenses	880	$ -	$ 18,356	$ 18,356	$ 18,356	$ 18,356	$ 18,356
480	A_6100110-Instrument SvcRepair	Other Expenses	880	$ -	$ 176	$ 176	$ 176	$ 176	$ 176
481	A_6100120-Tool Service/Repair	Other Expenses	880	$ -	$ 2,164	$ 2,164	$ 2,164	$ 2,164	$ 2,164
482	A_6100150-Printing	Other Expenses	880	$ -	$ 756	$ 756	$ 756	$ 756	$ 756
483	A_6100190-Software Maintenance	Other Expenses	880	$ -	$ 326	$ 326	$ 326	$ 326	$ 326
484	A_6400010-M&S FurnOffEquip	Other Expenses	880	$ -	$ 1,113	$ 1,113	$ 1,113	$ 1,113	$ 1,113
485	A_6400020-M&S Gen Office	Other Expenses	880	$ -	$ 6,431	$ 6,431	$ 6,431	$ 6,431	$ 6,431
486	A_6400030-M&S Chemicals	Other Expenses	880	$ -	$ 94	$ 94	$ 94	$ 94	$ 94
487	A_6400060-M&S Ops Consum	Other Expenses	880	$ -	$ 1,989	$ 1,989	$ 1,989	$ 1,989	$ 1,989
488	A_6400070-M&S Safety	Other Expenses	880	$ -	$ 2,115	$ 2,115	$ 2,115	$ 2,115	$ 2,115
489	A_6400080-M&S Vehicle Fuel	Other Expenses	880	$ -	$ 23	$ 23	$ 23	$ 23	$ 23
490	A_6400100-M&S OS Purchases	Other Expenses	880	$ -	$ 6,285	$ 6,285	$ 6,285	$ 6,285	$ 6,285
491	A_6400500-M&S Parts	Other Expenses	880	$ -	$ 617	$ 617	$ 617	$ 617	$ 617
492	A_6400510-M&S Small Tools	Other Expenses	880	$ -	$ 5,406	$ 5,406	$ 5,406	$ 5,406	$ 5,406
493	A_6401000-M&S Inven Issue	Other Expenses	880	$ -	$ 9,194	$ 9,194	$ 9,194	$ 9,194	$ 9,194
494	A_6500010-Transport-Vehicle	Other Expenses	880	$ -	$ 55	$ 55	$ 55	$ 55	$ 55
495	A_6720020-LTLease-NonOffEquip	Other Expenses	880	$ -	$ 95	$ 95	$ 95	$ 95	$ 95
496	A_6730030-Utilities-Telecom	Other Expenses	880	$ -	$ 39	$ 39	$ 39	$ 39	$ 39
497	A_6730800-Utilities-Other	Other Expenses	880	$ -	$ 55	$ 55	$ 55	$ 55	$ 55
498	A_6790199-Fees-Miscellaneous	Other Expenses	880	$ -	$ 611	$ 611	$ 611	$ 611	$ 611
499	A_6790210-Permitting	Other Expenses	880	$ -	$ 237	$ 237	$ 237	$ 237	$ 237
500	A_6790230-Postage Ship Courier	Other Expenses	880	$ -	$ 427	$ 427	$ 427	$ 427	$ 427
501	A_6790255-Selling Mktg Exp	Other Expenses	880	$ -	$ 840	$ 840	$ 840	$ 840	$ 840
502	A_6790320-Fleet Allocation	Other Expenses	880	$ -	$ 23,055	$ 23,055	$ 23,055	$ 23,055	$ 23,055
503	A_6790321-Stores Allocation	Other Expenses	880	$ -	$ 1,178	$ 1,178	$ 1,178	$ 1,178	$ 1,178
504	A_6790322-Small Tools Alloc	Other Expenses	880	$ -	$ 638	$ 638	$ 638	$ 638	$ 638
505	A_6790800-Other Oper-Misc	Other Expenses	880	$ -	$ 2,658	$ 2,658	$ 2,658	$ 2,658	$ 2,658
506	A_7103060-CIAC	Other Expenses	880	$ -	$ (11)	$ (11)	$ (11)	$ (11)	$ (11)
507	A_6790326-Facilities Alloc	Rents	881	$ -	$ 224,740	$ 224,740	$ 224,740	$ 224,740	$ 224,740
508	**Total Distribution Operation Expenses**			**$ 20,025,374**	**$ 2,223,834**	**$ 2,223,834**	**$ 2,223,834**	**$ 2,223,834**	**$ 2,223,834**
509									
510	**Distribution Expenses - Maintenance:**								
511	A_6010000-1001/A6010000	Maintenance of Mains	887	$ 1,937	$ 161	$ 161	$ 161	$ 161	$ 161
512	A_6010010-1001/R6010000	Maintenance of Mains	887	$ 300	$ 25	$ 25	$ 25	$ 25	$ 25
513	A_6010110-Labor Exempt ST	Maintenance of Mains	887	$ 208,855	$ 17,405	$ 17,405	$ 17,405	$ 17,405	$ 17,405
514	A_6010130-Labor Exempt NonProd	Maintenance of Mains	887	$ 45,746	$ 3,812	$ 3,812	$ 3,812	$ 3,812	$ 3,812
515	A_6010210-Labor NonExm ST	Maintenance of Mains	887	$ 1,189,443	$ 99,120	$ 99,120	$ 99,120	$ 99,120	$ 99,120
516	A_6010220-Labor NonExm OT	Maintenance of Mains	887	$ 233,556	$ 19,463	$ 19,463	$ 19,463	$ 19,463	$ 19,463

NMGC Exhibit ECB-5
Page 338 of 596

Sponsored by NMGC Witness Erik C. Buchanan

630 Schedule H-1.2 BaseLink 1 2

NEW MEXICO GAS COMPANY, INC.

Operations and Maintenance Summary
Base Period - 12 Months Ending March 31, 2023
Future Test Year - 12 Months Ending September 30, 2025

	A	B	C	AB	AC	AD	AE	AF	AG
3	Description	Account Name	FERC Acct	9/30/2023	10/31/2023	11/30/2023	12/31/2023	1/31/2024	2/29/2024
468	A_6030040-EE Meals 50% Deduct	Other Expenses	880	$ 10,224	$ 10,224	$ 10,224	$ 10,224	$ 10,224	$ 10,224
469	A_6030050-EE Mileage	Other Expenses	880	$ 94	$ 94	$ 94	$ 94	$ 94	$ 94
470	A_6030060-EE Shoes Uniforms	Other Expenses	880	$ 1,742	$ 1,742	$ 1,742	$ 1,742	$ 1,742	$ 1,742
471	A_6030070-EE Training	Other Expenses	880	$ 1,942	$ 1,942	$ 1,942	$ 1,942	$ 1,942	$ 1,942
472	A_6030080-EE Travel Lodging	Other Expenses	880	$ 13,768	$ 13,768	$ 13,768	$ 13,768	$ 13,768	$ 13,768
473	A_6030091-EE Apprec and Gifts	Other Expenses	880	$ 1	$ 1	$ 1	$ 1	$ 1	$ 1
474	A_6030800-EE Miscellaneous	Other Expenses	880	$ 3,226	$ 3,226	$ 3,226	$ 3,226	$ 3,226	$ 3,226
475	A_6100010-Advertising	Other Expenses	880	$ 468	$ 468	$ 468	$ 468	$ 468	$ 468
476	A_6100040-Consultants-Engineer	Other Expenses	880	$ 805	$ 805	$ 805	$ 805	$ 805	$ 805
477	A_6100070-Consultants-Mgmt	Other Expenses	880	$ 121	$ 121	$ 121	$ 121	$ 121	$ 121
478	A_6100080-Consultants-Other	Other Expenses	880	$ 25,192	$ 25,192	$ 25,192	$ 25,192	$ 25,192	$ 25,192
479	A_6100100-Contractor Services	Other Expenses	880	$ 18,356	$ 18,356	$ 18,356	$ 18,356	$ 18,356	$ 18,356
480	A_6100110-Instrument SvcRepair	Other Expenses	880	$ 176	$ 176	$ 176	$ 176	$ 176	$ 176
481	A_6100120-Tool Service/Repair	Other Expenses	880	$ 2,164	$ 2,164	$ 2,164	$ 2,164	$ 2,164	$ 2,164
482	A_6100150-Printing	Other Expenses	880	$ 756	$ 756	$ 756	$ 756	$ 756	$ 756
483	A_6100190-Software Maintenance	Other Expenses	880	$ 326	$ 326	$ 326	$ 326	$ 326	$ 326
484	A_6400010-M&S FurnOffEquip	Other Expenses	880	$ 1,113	$ 1,113	$ 1,113	$ 1,113	$ 1,113	$ 1,113
485	A_6400020-M&S Gen Office	Other Expenses	880	$ 6,431	$ 6,431	$ 6,431	$ 6,431	$ 6,431	$ 6,431
486	A_6400030-M&S Chemicals	Other Expenses	880	$ 94	$ 94	$ 94	$ 94	$ 94	$ 94
487	A_6400060-M&S Ops Consum	Other Expenses	880	$ 1,989	$ 1,989	$ 1,989	$ 1,989	$ 1,989	$ 1,989
488	A_6400070-M&S Safety	Other Expenses	880	$ 2,115	$ 2,115	$ 2,115	$ 2,115	$ 2,115	$ 2,115
489	A_6400080-M&S Vehicle Fuel	Other Expenses	880	$ 23	$ 23	$ 23	$ 23	$ 23	$ 23
490	A_6400100-M&S OS Purchases	Other Expenses	880	$ 6,285	$ 6,285	$ 6,285	$ 6,285	$ 6,285	$ 6,285
491	A_6400500-M&S Parts	Other Expenses	880	$ 617	$ 617	$ 617	$ 617	$ 617	$ 617
492	A_6400510-M&S Small Tools	Other Expenses	880	$ 5,406	$ 5,406	$ 5,406	$ 5,406	$ 5,406	$ 5,406
493	A_6401000-M&S Inven Issue	Other Expenses	880	$ 9,194	$ 9,194	$ 9,194	$ 9,194	$ 9,194	$ 9,194
494	A_6500010-Transport-Vehicle	Other Expenses	880	$ 55	$ 55	$ 55	$ 55	$ 55	$ 55
495	A_6720020-LTLease-NonOffEquip	Other Expenses	880	$ 95	$ 95	$ 95	$ 95	$ 95	$ 95
496	A_6730030-Utilities-Telecom	Other Expenses	880	$ 39	$ 39	$ 39	$ 39	$ 39	$ 39
497	A_6730800-Utilities-Other	Other Expenses	880	$ 55	$ 55	$ 55	$ 55	$ 55	$ 55
498	A_6790199-Fees-Miscellaneous	Other Expenses	880	$ 611	$ 611	$ 611	$ 611	$ 611	$ 611
499	A_6790210-Permitting	Other Expenses	880	$ 237	$ 237	$ 237	$ 237	$ 237	$ 237
500	A_6790230-Postage Ship Courier	Other Expenses	880	$ 427	$ 427	$ 427	$ 427	$ 427	$ 427
501	A_6790255-Selling Mktg Exp	Other Expenses	880	$ 840	$ 840	$ 840	$ 840	$ 840	$ 840
502	A_6790320-Fleet Allocation	Other Expenses	880	$ 23,055	$ 23,055	$ 23,055	$ 23,055	$ 23,055	$ 23,055
503	A_6790321-Stores Allocation	Other Expenses	880	$ 1,178	$ 1,178	$ 1,178	$ 1,178	$ 1,178	$ 1,178
504	A_6790322-Small Tools Alloc	Other Expenses	880	$ 638	$ 638	$ 638	$ 638	$ 638	$ 638
505	A_6790800-Other Oper-Misc	Other Expenses	880	$ 2,658	$ 2,658	$ 2,658	$ 2,658	$ 2,658	$ 2,658
506	A_7103060-CIAC	Other Expenses	880	$ (11)	$ (11)	$ (11)	$ (11)	$ (11)	$ (11)
507	A_6790326-Facilities Alloc	Rents	881	$ 224,740	$ 224,740	$ 224,740	$ 224,740	$ 224,740	$ 224,740
508	**Total Distribution Operation Expenses**			**$ 2,223,834**	**$ 2,223,834**	**$ 2,223,834**	**$ 2,223,834**	**$ 2,223,834**	**$ 2,223,834**
509									
510	**Distribution Expenses - Maintenance:**								
511	A_6010000-1001/A6010000	Maintenance of Mains	887	$ 161	$ 161	$ 161	$ 161	$ 161	$ 161
512	A_6010010-1001/R6010000	Maintenance of Mains	887	$ 25	$ 25	$ 25	$ 25	$ 25	$ 25
513	A_6010110-Labor Exempt ST	Maintenance of Mains	887	$ 17,405	$ 17,405	$ 17,405	$ 17,405	$ 17,405	$ 17,405
514	A_6010130-Labor Exempt NonProd	Maintenance of Mains	887	$ 3,812	$ 3,812	$ 3,812	$ 3,812	$ 3,812	$ 3,812
515	A_6010210-Labor NonExm ST	Maintenance of Mains	887	$ 99,120	$ 99,120	$ 99,120	$ 99,120	$ 99,120	$ 99,120
516	A_6010220-Labor NonExm OT	Maintenance of Mains	887	$ 19,463	$ 19,463	$ 19,463	$ 19,463	$ 19,463	$ 19,463

NMGC Exhibit ECB-5
Page 339 of 596

NEW MEXICO GAS COMPANY, INC.

Operations and Maintenance Summary
Base Period - 12 Months Ending March 31, 2023
Future Test Year - 12 Months Ending September 30, 2025

	A	B	C	AH	AI	AJ	AK	AL	AM
3	Description	Account Name	FERC Acct	3/31/2024	Linkage 1 Ending 3/31/2024	Escalated Linkage 2 - Results of Pure Escalation of 1.62%	Total Linkage 2 Period Separately Forecasted Items	4/1/2024	5/1/2024
468	A_6030040-EE Meals 50% Deduct	Other Expenses	880	$ 10,224	$ 122,689	$ 124,680	$ -	$ 10,556	$ 10,556
469	A_6030050-EE Mileage	Other Expenses	880	$ 94	$ 1,131	$ 1,149	$ -	$ 97	$ 97
470	A_6030060-EE Shoes Uniforms	Other Expenses	880	$ 1,742	$ 20,899	$ 21,238	$ -	$ 1,798	$ 1,798
471	A_6030070-EE Training	Other Expenses	880	$ 1,942	$ 23,308	$ 23,686	$ -	$ 2,005	$ 2,005
472	A_6030080-EE Travel Lodging	Other Expenses	880	$ 13,768	$ 165,218	$ 167,899	$ -	$ 14,215	$ 14,215
473	A_6030091-EE Apprec and Gifts	Other Expenses	880	$ 1	$ 10	$ 10	$ -	$ 1	$ 1
474	A_6030800-EE Miscellaneous	Other Expenses	880	$ 3,226	$ 38,718	$ 39,346	$ -	$ 3,331	$ 3,331
475	A_6100010-Advertising	Other Expenses	880	$ 468	$ 5,613	$ 5,704	$ -	$ 483	$ 483
476	A_6100040-Consultants-Engineer	Other Expenses	880	$ 805	$ 9,655	$ 9,811	$ -	$ 831	$ 831
477	A_6100070-Consultants-Mgmt	Other Expenses	880	$ 121	$ 1,446	$ 1,470	$ -	$ 124	$ 124
478	A_6100080-Consultants-Other	Other Expenses	880	$ 25,192	$ 302,309	$ 307,215	$ -	$ 26,010	$ 26,010
479	A_6100100-Contractor Services	Other Expenses	880	$ 18,356	$ 220,275	$ 223,850	$ -	$ 18,952	$ 18,952
480	A_6100110-Instrument SvcRepair	Other Expenses	880	$ 176	$ 2,112	$ 2,146	$ -	$ 182	$ 182
481	A_6100120-Tool Service/Repair	Other Expenses	880	$ 2,164	$ 25,965	$ 26,387	$ -	$ 2,234	$ 2,234
482	A_6100150-Printing	Other Expenses	880	$ 756	$ 9,066	$ 9,213	$ -	$ 780	$ 780
483	A_6100190-Software Maintenance	Other Expenses	880	$ 326	$ 3,910	$ 3,973	$ -	$ 336	$ 336
484	A_6400010-M&S FurnOffEquip	Other Expenses	880	$ 1,113	$ 13,350	$ 13,567	$ -	$ 1,149	$ 1,149
485	A_6400020-M&S Gen Office	Other Expenses	880	$ 6,431	$ 77,169	$ 78,421	$ -	$ 6,639	$ 6,639
486	A_6400030-M&S Chemicals	Other Expenses	880	$ 94	$ 1,124	$ 1,143	$ -	$ 97	$ 97
487	A_6400060-M&S Ops Consum	Other Expenses	880	$ 1,989	$ 23,869	$ 24,256	$ -	$ 2,054	$ 2,054
488	A_6400070-M&S Safety	Other Expenses	880	$ 2,115	$ 25,384	$ 25,796	$ -	$ 2,184	$ 2,184
489	A_6400080-M&S Vehicle Fuel	Other Expenses	880	$ 23	$ 272	$ 277	$ -	$ 23	$ 23
490	A_6400100-M&S OS Purchases	Other Expenses	880	$ 6,285	$ 75,419	$ 76,643	$ -	$ 6,489	$ 6,489
491	A_6400500-M&S Parts	Other Expenses	880	$ 617	$ 7,399	$ 7,519	$ -	$ 637	$ 637
492	A_6400510-M&S Small Tools	Other Expenses	880	$ 5,406	$ 64,876	$ 65,929	$ -	$ 5,582	$ 5,582
493	A_6401000-M&S Inven Issue	Other Expenses	880	$ 9,194	$ 110,331	$ 112,121	$ -	$ 9,493	$ 9,493
494	A_6500010-Transport-Vehicle	Other Expenses	880	$ 55	$ 658	$ 669	$ -	$ 57	$ 57
495	A_6720020-LTLease-NonOffEquip	Other Expenses	880	$ 95	$ 1,145	$ 1,164	$ -	$ 99	$ 99
496	A_6730030-Utilities-Telecom	Other Expenses	880	$ 39	$ 470	$ 478	$ -	$ 40	$ 40
497	A_6730800-Utilities-Other	Other Expenses	880	$ 55	$ 655	$ 665	$ -	$ 56	$ 56
498	A_6790199-Fees-Miscellaneous	Other Expenses	880	$ 611	$ 7,332	$ 7,451	$ -	$ 631	$ 631
499	A_6790210-Permitting	Other Expenses	880	$ 237	$ 2,840	$ 2,887	$ -	$ 244	$ 244
500	A_6790230-Postage Ship Courier	Other Expenses	880	$ 427	$ 5,118	$ 5,202	$ -	$ 440	$ 440
501	A_6790255-Selling Mktg Exp	Other Expenses	880	$ 840	$ 10,084	$ 10,248	$ -	$ 868	$ 868
502	A_6790320-Fleet Allocation	Other Expenses	880	$ 23,055	$ 276,662	$ 281,152	$ -	$ 23,804	$ 23,804
503	A_6790321-Stores Allocation	Other Expenses	880	$ 1,178	$ 14,132	$ 14,361	$ -	$ 1,216	$ 1,216
504	A_6790322-Small Tools Alloc	Other Expenses	880	$ 638	$ 7,662	$ 7,786	$ -	$ 659	$ 659
505	A_6790800-Other Oper-Misc	Other Expenses	880	$ 2,658	$ 31,899	$ 32,417	$ -	$ 2,745	$ 2,745
506	A_7103060-CIAC	Other Expenses	880	$ (11)	$ (130)	$ (132)	$ -	$ (11)	$ (11)
507	A_6790326-Facilities Alloc	Rents	881	$ 224,740	$ 2,696,880	$ 2,740,651	$ (9,400)	$ 230,468	$ 230,468
508	**Total Distribution Operation Expenses**			**$ 2,223,834**	**$ 26,686,011**	**$ 6,768,741**	**$ 20,360,391**	**$ 2,297,688**	**$ 2,297,688**
509									
510	**Distribution Expenses - Maintenance:**								
511	A_6010000-1001/A6010000	Maintenance of Mains	887	$ 161	$ 1,937	$ -	$ 1,970	$ 167	$ 167
512	A_6010010-1001/R6010000	Maintenance of Mains	887	$ 25	$ 300	$ -	$ 305	$ 26	$ 26
513	A_6010110-Labor Exempt ST	Maintenance of Mains	887	$ 17,405	$ 208,855	$ -	$ 212,447	$ 18,003	$ 18,003
514	A_6010130-Labor Exempt NonProd	Maintenance of Mains	887	$ 3,812	$ 45,746	$ -	$ 46,533	$ 3,943	$ 3,943
515	A_6010210-Labor NonExm ST	Maintenance of Mains	887	$ 99,120	$ 1,189,443	$ -	$ 1,209,900	$ 102,530	$ 102,530
516	A_6010220-Labor NonExm OT	Maintenance of Mains	887	$ 19,463	$ 233,556	$ -	$ 237,573	$ 20,132	$ 20,132

NMGC Exhibit ECB-5
Page 340 of 596

NEW MEXICO GAS COMPANY, INC.

Operations and Maintenance Summary
Base Period - 12 Months Ending March 31, 2023
Future Test Year - 12 Months Ending September 30, 2025

	A	B	C	AN	AO	AP	AQ	AR
3	Description	Account Name	FERC Acct	6/1/2024	7/1/2024	8/1/2024	9/1/2024	Linkage 2 Ending 9/30/2024
468	A_6030040-EE Meals 50% Deduct	Other Expenses	880	$ 10,556	$ 10,556	$ 10,556	$ 10,556	$ 124,680
469	A_6030050-EE Mileage	Other Expenses	880	$ 97	$ 97	$ 97	$ 97	$ 1,149
470	A_6030060-EE Shoes Uniforms	Other Expenses	880	$ 1,798	$ 1,798	$ 1,798	$ 1,798	$ 21,238
471	A_6030070-EE Training	Other Expenses	880	$ 2,005	$ 2,005	$ 2,005	$ 2,005	$ 23,686
472	A_6030080-EE Travel Lodging	Other Expenses	880	$ 14,215	$ 14,215	$ 14,215	$ 14,215	$ 167,899
473	A_6030091-EE Apprec and Gifts	Other Expenses	880	$ 1	$ 1	$ 1	$ 1	$ 10
474	A_6030800-EE Miscellaneous	Other Expenses	880	$ 3,331	$ 3,331	$ 3,331	$ 3,331	$ 39,346
475	A_6100010-Advertising	Other Expenses	880	$ 483	$ 483	$ 483	$ 483	$ 5,704
476	A_6100040-Consultants-Engineer	Other Expenses	880	$ 831	$ 831	$ 831	$ 831	$ 9,811
477	A_6100070-Consultants-Mgmt	Other Expenses	880	$ 124	$ 124	$ 124	$ 124	$ 1,470
478	A_6100080-Consultants-Other	Other Expenses	880	$ 26,010	$ 26,010	$ 26,010	$ 26,010	$ 307,215
479	A_6100100-Contractor Services	Other Expenses	880	$ 18,952	$ 18,952	$ 18,952	$ 18,952	$ 223,850
480	A_6100110-Instrument SvcRepair	Other Expenses	880	$ 182	$ 182	$ 182	$ 182	$ 2,146
481	A_6100120-Tool Service/Repair	Other Expenses	880	$ 2,234	$ 2,234	$ 2,234	$ 2,234	$ 26,387
482	A_6100150-Printing	Other Expenses	880	$ 780	$ 780	$ 780	$ 780	$ 9,213
483	A_6100190-Software Maintenance	Other Expenses	880	$ 336	$ 336	$ 336	$ 336	$ 3,973
484	A_6400010-M&S FurnOffEquip	Other Expenses	880	$ 1,149	$ 1,149	$ 1,149	$ 1,149	$ 13,567
485	A_6400020-M&S Gen Office	Other Expenses	880	$ 6,639	$ 6,639	$ 6,639	$ 6,639	$ 78,421
486	A_6400030-M&S Chemicals	Other Expenses	880	$ 97	$ 97	$ 97	$ 97	$ 1,143
487	A_6400060-M&S Ops Consum	Other Expenses	880	$ 2,054	$ 2,054	$ 2,054	$ 2,054	$ 24,256
488	A_6400070-M&S Safety	Other Expenses	880	$ 2,184	$ 2,184	$ 2,184	$ 2,184	$ 25,796
489	A_6400080-M&S Vehicle Fuel	Other Expenses	880	$ 23	$ 23	$ 23	$ 23	$ 277
490	A_6400100-M&S OS Purchases	Other Expenses	880	$ 6,489	$ 6,489	$ 6,489	$ 6,489	$ 76,643
491	A_6400500-M&S Parts	Other Expenses	880	$ 637	$ 637	$ 637	$ 637	$ 7,519
492	A_6400510-M&S Small Tools	Other Expenses	880	$ 5,582	$ 5,582	$ 5,582	$ 5,582	$ 65,929
493	A_6401000-M&S Inven Issue	Other Expenses	880	$ 9,493	$ 9,493	$ 9,493	$ 9,493	$ 112,121
494	A_6500010-Transport-Vehicle	Other Expenses	880	$ 57	$ 57	$ 57	$ 57	$ 669
495	A_6720020-LTLease-NonOffEquip	Other Expenses	880	$ 99	$ 99	$ 99	$ 99	$ 1,164
496	A_6730030-Utilities-Telecom	Other Expenses	880	$ 40	$ 40	$ 40	$ 40	$ 478
497	A_6730800-Utilities-Other	Other Expenses	880	$ 56	$ 56	$ 56	$ 56	$ 665
498	A_6790199-Fees-Miscellaneous	Other Expenses	880	$ 631	$ 631	$ 631	$ 631	$ 7,451
499	A_6790210-Permitting	Other Expenses	880	$ 244	$ 244	$ 244	$ 244	$ 2,887
500	A_6790230-Postage Ship Courier	Other Expenses	880	$ 440	$ 440	$ 440	$ 440	$ 5,202
501	A_6790255-Selling Mktg Exp	Other Expenses	880	$ 868	$ 868	$ 868	$ 868	$ 10,248
502	A_6790320-Fleet Allocation	Other Expenses	880	$ 23,804	$ 23,804	$ 23,804	$ 23,804	$ 281,152
503	A_6790321-Stores Allocation	Other Expenses	880	$ 1,216	$ 1,216	$ 1,216	$ 1,216	$ 14,361
504	A_6790322-Small Tools Alloc	Other Expenses	880	$ 659	$ 659	$ 659	$ 659	$ 7,786
505	A_6790800-Other Oper-Misc	Other Expenses	880	$ 2,745	$ 2,745	$ 2,745	$ 2,745	$ 32,417
506	A_7103060-CIAC	Other Expenses	880	$ (11)	$ (11)	$ (11)	$ (11)	$ (132)
507	A_6790326-Facilities Alloc	Rents	881	$ 230,468	$ 230,468	$ 230,468	$ 230,468	$ 2,731,251
508	**Total Distribution Operation Expenses**			**$ 2,297,688**	**$ 2,297,688**	**$ 2,297,688**	**$ 2,297,688**	**$ 27,129,132**
509								
510	**Distribution Expenses - Maintenance:**							
511	A_6010000-1001/A6010000	Maintenance of Mains	887	$ 167	$ 167	$ 167	$ 167	$ 1,970
512	A_6010010-1001/R6010000	Maintenance of Mains	887	$ 26	$ 26	$ 26	$ 26	$ 305
513	A_6010110-Labor Exempt ST	Maintenance of Mains	887	$ 18,003	$ 18,003	$ 18,003	$ 18,003	$ 212,447
514	A_6010130-Labor Exempt NonProd	Maintenance of Mains	887	$ 3,943	$ 3,943	$ 3,943	$ 3,943	$ 46,533
515	A_6010210-Labor NonExm ST	Maintenance of Mains	887	$ 102,530	$ 102,530	$ 102,530	$ 102,530	$ 1,209,900
516	A_6010220-Labor NonExm OT	Maintenance of Mains	887	$ 20,132	$ 20,132	$ 20,132	$ 20,132	$ 237,573

NMGC Exhibit ECB-5
Page 341 of 596

NEW MEXICO GAS COMPANY, INC.

Operations and Maintenance Summary
Base Period - 12 Months Ending March 31, 2023
Future Test Year - 12 Months Ending September 30, 2025

	A	B	C	D	E	F	G	H	I
3	Description	Account Name	FERC Acct	4/30/2022	5/31/2022	6/30/2022	7/31/2022	8/31/2022	9/30/2022
517	A_6010230-Labor NonExm NonProd	Maintenance of Mains	887	$ 19,169	$ 7,817	$ 17,413	$ 15,707	$ 10,246	$ 16,163
518	A_6010910-Labor OffCycle Bonus	Maintenance of Mains	887	$ 32	$ -	$ -	$ 41	$ -	$ -
519	A_6030010-EE ProfDue Subs Fees	Maintenance of Mains	887	$ 150	$ 400	$ 138	$ -	$ -	$ -
520	A_6030040-EE Meals 50% Deduct	Maintenance of Mains	887	$ 2,530	$ 1,577	$ 2,468	$ 1,198	$ 2,897	$ 2,841
521	A_6030050-EE Mileage	Maintenance of Mains	887	$ -	$ -	$ 402	$ 176	$ -	$ -
522	A_6030060-EE Shoes Uniforms	Maintenance of Mains	887	$ 90	$ 232	$ 130	$ 449	$ 213	$ 383
523	A_6030070-EE Training	Maintenance of Mains	887	$ -	$ 803	$ 1,577	$ -	$ -	$ 26
524	A_6030080-EE Travel Lodging	Maintenance of Mains	887	$ 10,539	$ 8,463	$ 10,157	$ 5,773	$ 15,307	$ 11,090
525	A_6030091-EE Apprec and Gifts	Maintenance of Mains	887	$ -	$ 1	$ -	$ -	$ 3	$ -
526	A_6030800-EE Miscellaneous	Maintenance of Mains	887	$ 140	$ 210	$ 1,560	$ 302	$ 1,336	$ 597
527	A_6100070-Consultants-Mgmt	Maintenance of Mains	887	$ 10	$ -	$ -	$ -	$ -	$ -
528	A_6100080-Consultants-Other	Maintenance of Mains	887	$ 1,328	$ 5,405	$ -	$ 485	$ 2,758	$ 7,803
529	A_6100100-Contractor Services	Maintenance of Mains	887	$ 4,370	$ 4,468	$ 5,038	$ 8,176	$ 11,044	$ 11,299
530	A_6100110-Instrument SvcRepair	Maintenance of Mains	887	$ -	$ -	$ -	$ -	$ -	$ -
531	A_6100120-Tool Service/Repair	Maintenance of Mains	887	$ 3,474	$ -	$ (1,058)	$ 29	$ 60	$ 987
532	A_6100150-Printing	Maintenance of Mains	887	$ -	$ -	$ -	$ -	$ -	$ -
533	A_6400010-M&S FurnOffEquip	Maintenance of Mains	887	$ -	$ -	$ -	$ -	$ -	$ -
534	A_6400020-M&S Gen Office	Maintenance of Mains	887	$ 24	$ 19	$ 71	$ 409	$ 742	$ 117
535	A_6400070-M&S Safety	Maintenance of Mains	887	$ 1,407	$ 1,186	$ 1,864	$ 179	$ 297	$ 266
536	A_6400080-M&S Vehicle Fuel	Maintenance of Mains	887	$ 95	$ 336	$ 499	$ 140	$ 172	$ 37
537	A_6400100-M&S OS Purchases	Maintenance of Mains	887	$ 4,116	$ 5,072	$ 3,361	$ 3,592	$ 17,657	$ 5,710
538	A_6400500-M&S Parts	Maintenance of Mains	887	$ 843	$ 386	$ 905	$ 140	$ 1,665	$ 483
539	A_6400510-M&S Small Tools	Maintenance of Mains	887	$ 2,625	$ 4,191	$ 3,546	$ 3,473	$ 2,139	$ 3,785
540	A_6401000-M&S Inven Issue	Maintenance of Mains	887	$ 13,722	$ 11,715	$ 10,277	$ 8,604	$ 7,358	$ 11,737
541	A_6500010-Transport-Vehicle	Maintenance of Mains	887	$ -	$ 40	$ 9	$ -	$ -	$ 224
542	A_6710020-ST Rent-NonOff Equip	Maintenance of Mains	887	$ 35	$ 793	$ 81	$ 254	$ 255	$ -
543	A_6710060-ST Rent-Vehicle	Maintenance of Mains	887	$ -	$ -	$ -	$ -	$ 115	$ -
544	A_6710800-ST Rent-Other	Maintenance of Mains	887	$ -	$ 471	$ -	$ -	$ -	$ -
545	A_6720020-LTLease-NonOffEquip	Maintenance of Mains	887	$ 114	$ -	$ -	$ -	$ -	$ 935
546	A_6730030-Utilities-Telecom	Maintenance of Mains	887	$ 11	$ 30	$ -	$ -	$ -	$ -
547	A_6730800-Utilities-Other	Maintenance of Mains	887	$ 160	$ 311	$ 16	$ -	$ -	$ 863
548	A_6790199-Fees-Miscellaneous	Maintenance of Mains	887	$ 209	$ 579	$ 78	$ 29	$ 113	$ 295
549	A_6790210-Permitting	Maintenance of Mains	887	$ 635	$ 1,299	$ 1,382	$ 252	$ 229	$ 334
550	A_6790230-Postage Ship Courier	Maintenance of Mains	887	$ 37	$ 16	$ 10	$ 376	$ 35	$ 239
551	A_6790320-Fleet Allocation	Maintenance of Mains	887	$ 18,866	$ 21,901	$ 16,012	$ 18,681	$ 18,410	$ 16,985
552	A_6790321-Stores Allocation	Maintenance of Mains	887	$ 1,222	$ 2,972	$ 1,558	$ 735	$ 1,994	$ 731
553	A_6790322-Small Tools Alloc	Maintenance of Mains	887	$ 583	$ 553	$ 549	$ 204	$ 1,007	$ 259
554	A_6790800-Other Oper-Misc	Maintenance of Mains	887	$ -	$ -	$ -	$ -	$ -	$ -
555	A_6010000-1001/A6010000	Maintenance of Measuring and Regulating Station Equipment	889	$ 498	$ 0	$ 0	$ 0	$ 0	$ 1,033
556	A_6010010-1001/R6010000	Maintenance of Measuring and Regulating Station Equipment	889	$ -	$ -	$ -	$ 55	$ -	$ 148
557	A_6010110-Labor Exempt ST	Maintenance of Measuring and Regulating Station Equipment	889	$ 17,762	$ 19,034	$ 13,958	$ 20,115	$ 19,105	$ 18,242
558	A_6010130-Labor Exempt NonProd	Maintenance of Measuring and Regulating Station Equipment	889	$ 4,465	$ 523	$ 4,231	$ 3,590	$ 3,366	$ 3,697
559	A_6010210-Labor NonExm ST	Maintenance of Measuring and Regulating Station Equipment	889	$ 48,199	$ 51,630	$ 42,136	$ 55,038	$ 65,670	$ 52,032
560	A_6010220-Labor NonExm OT	Maintenance of Measuring and Regulating Station Equipment	889	$ 20,519	$ 20,566	$ 14,906	$ 16,075	$ 22,580	$ 19,864
561	A_6010230-Labor NonExm NonProd	Maintenance of Measuring and Regulating Station Equipment	889	$ 14,806	$ 5,572	$ 10,257	$ 11,825	$ 4,275	$ 20,448
562	A_6010910-Labor OffCycle Bonus	Maintenance of Measuring and Regulating Station Equipment	889	$ 57	$ -	$ -	$ 4	$ -	$ -
563	A_6018999-Labor Exp Reclass	Maintenance of Measuring and Regulating Station Equipment	889	$ -	$ -	$ -	$ -	$ -	$ 1,013
564	A_6030010-EE ProfDue Subs Fees	Maintenance of Measuring and Regulating Station Equipment	889	$ -	$ -	$ -	$ -	$ -	$ -
565	A_6030040-EE Meals 50% Deduct	Maintenance of Measuring and Regulating Station Equipment	889	$ 391	$ 503	$ 168	$ 88	$ 526	$ 218

NMGC Exhibit ECB-5
Page 342 of 596

NEW MEXICO GAS COMPANY, INC.

Operations and Maintenance Summary
Base Period - 12 Months Ending March 31, 2023
Future Test Year - 12 Months Ending September 30, 2025

	A	B	C	J	K	L	M	N	O
3	Description	Account Name	FERC Acct	10/31/2022	11/30/2022	12/31/2022	1/31/2023	2/28/2023	3/31/2023
517	A_6010230-Labor NonExm NonProd	Maintenance of Mains	887	$ 7,927	$ 10,832	$ 30,953	$ 34,584	$ 7,997	$ 15,828
518	A_6010910-Labor OffCycle Bonus	Maintenance of Mains	887	$ 26	$ -	$ -	$ 290	$ -	$ -
519	A_6030010-EE ProfDue Subs Fees	Maintenance of Mains	887	$ 1,221	$ -	$ -	$ -	$ -	$ -
520	A_6030040-EE Meals 50% Deduct	Maintenance of Mains	887	$ 1,652	$ 1,706	$ 3,272	$ 750	$ 1,338	$ 3,155
521	A_6030050-EE Mileage	Maintenance of Mains	887	$ -	$ -	$ -	$ -	$ -	$ -
522	A_6030060-EE Shoes Uniforms	Maintenance of Mains	887	$ -	$ 136	$ 422	$ 21,960	$ 377	$ 372
523	A_6030070-EE Training	Maintenance of Mains	887	$ 556	$ 63	$ 225	$ 2,007	$ (8)	$ 431
524	A_6030080-EE Travel Lodging	Maintenance of Mains	887	$ 5,851	$ 6,995	$ 11,603	$ 1,745	$ 4,034	$ 18,020
525	A_6030091-EE Apprec and Gifts	Maintenance of Mains	887	$ -	$ -	$ -	$ -	$ -	$ -
526	A_6030800-EE Miscellaneous	Maintenance of Mains	887	$ 1,097	$ 2,963	$ 1,003	$ 74	$ 323	$ 455
527	A_6100070-Consultants-Mgmt	Maintenance of Mains	887	$ -	$ 434	$ 347	$ -	$ -	$ -
528	A_6100080-Consultants-Other	Maintenance of Mains	887	$ 709	$ 1,379	$ 2,148	$ 8,887	$ 2,115	$ 3,282
529	A_6100100-Contractor Services	Maintenance of Mains	887	$ 9,845	$ 14,377	$ 34,025	$ 1,915	$ 12,398	$ 7,300
530	A_6100110-Instrument SvcRepair	Maintenance of Mains	887	$ -	$ -	$ -	$ -	$ -	$ 776
531	A_6100120-Tool Service/Repair	Maintenance of Mains	887	$ 92	$ 20	$ -	$ 877	$ 1,386	$ 136
532	A_6100150-Printing	Maintenance of Mains	887	$ -	$ -	$ -	$ -	$ 118	$ 1,452
533	A_6400010-M&S FurnOffEquip	Maintenance of Mains	887	$ -	$ -	$ 375	$ -	$ -	$ -
534	A_6400020-M&S Gen Office	Maintenance of Mains	887	$ 811	$ 28	$ 34	$ 168	$ 118	$ 725
535	A_6400070-M&S Safety	Maintenance of Mains	887	$ 1,554	$ 2,140	$ 525	$ 985	$ 2,669	$ 538
536	A_6400080-M&S Vehicle Fuel	Maintenance of Mains	887	$ 137	$ 17	$ 193	$ 162	$ 115	$ 118
537	A_6400100-M&S OS Purchases	Maintenance of Mains	887	$ 4,363	$ 4,052	$ 12,790	$ 2,092	$ 10,147	$ 7,358
538	A_6400500-M&S Parts	Maintenance of Mains	887	$ 1,208	$ 478	$ 1,108	$ 265	$ 2,971	$ 2,248
539	A_6400510-M&S Small Tools	Maintenance of Mains	887	$ 3,870	$ 1,162	$ 10,086	$ 4,522	$ 4,810	$ 4,102
540	A_6401000-M&S Inven Issue	Maintenance of Mains	887	$ 8,003	$ 16,542	$ 10,003	$ 5,109	$ 6,192	$ 19,533
541	A_6500010-Transport-Vehicle	Maintenance of Mains	887	$ -	$ 36	$ -	$ -	$ -	$ -
542	A_6710020-ST Rent-NonOff Equip	Maintenance of Mains	887	$ -	$ -	$ -	$ 410	$ 85	$ -
543	A_6710060-ST Rent-Vehicle	Maintenance of Mains	887	$ -	$ -	$ -	$ -	$ -	$ -
544	A_6710800-ST Rent-Other	Maintenance of Mains	887	$ 886	$ -	$ -	$ -	$ 238	$ -
545	A_6720020-LTLease-NonOffEquip	Maintenance of Mains	887	$ 646	$ 1,573	$ 305	$ 362	$ 22	$ 2,699
546	A_6730030-Utilities-Telecom	Maintenance of Mains	887	$ -	$ 70	$ -	$ -	$ -	$ -
547	A_6730800-Utilities-Other	Maintenance of Mains	887	$ 20	$ -	$ 45	$ -	$ 193	$ 148
548	A_6790199-Fees-Miscellaneous	Maintenance of Mains	887	$ 121	$ 776	$ 153	$ 69	$ 212	$ 200
549	A_6790210-Permitting	Maintenance of Mains	887	$ 127	$ -	$ 485	$ 237	$ -	$ -
550	A_6790230-Postage Ship Courier	Maintenance of Mains	887	$ 55	$ 27	$ 29	$ -	$ 215	$ 61
551	A_6790320-Fleet Allocation	Maintenance of Mains	887	$ 16,175	$ 14,072	$ 15,350	$ 25,473	$ 21,302	$ 22,576
552	A_6790321-Stores Allocation	Maintenance of Mains	887	$ 936	$ 412	$ 2,085	$ 878	$ 686	$ 1,615
553	A_6790322-Small Tools Alloc	Maintenance of Mains	887	$ 665	$ 382	$ 519	$ 553	$ 1,229	$ 554
554	A_6790800-Other Oper-Misc	Maintenance of Mains	887	$ -	$ -	$ -	$ -	$ 1,500	$ (30,524)
555	A_6010000-1001/A6010000	Maintenance of Measuring and Regulating Station Equipment	889	$ -	$ 538	$ 5	$ -	$ 92	$ 9
556	A_6010010-1001/R6010000	Maintenance of Measuring and Regulating Station Equipment	889	$ -	$ 162	$ 3	$ -	$ 42	$ 19
557	A_6010110-Labor Exempt ST	Maintenance of Measuring and Regulating Station Equipment	889	$ 19,132	$ 14,289	$ 12,992	$ 16,242	$ 16,935	$ 16,980
558	A_6010130-Labor Exempt NonProd	Maintenance of Measuring and Regulating Station Equipment	889	$ 2,884	$ 5,073	$ 5,497	$ 4,301	$ 1,111	$ 1,896
559	A_6010210-Labor NonExm ST	Maintenance of Measuring and Regulating Station Equipment	889	$ 68,272	$ 58,449	$ 37,802	$ 49,830	$ 55,584	$ 58,004
560	A_6010220-Labor NonExm OT	Maintenance of Measuring and Regulating Station Equipment	889	$ 27,786	$ 28,522	$ 20,006	$ 25,675	$ 23,853	$ 22,130
561	A_6010230-Labor NonExm NonProd	Maintenance of Measuring and Regulating Station Equipment	889	$ 6,021	$ 3,981	$ 24,226	$ 16,151	$ 4,817	$ 5,148
562	A_6010910-Labor OffCycle Bonus	Maintenance of Measuring and Regulating Station Equipment	889	$ 239	$ -	$ -	$ 121	$ -	$ -
563	A_6018999-Labor Exp Reclass	Maintenance of Measuring and Regulating Station Equipment	889	$ -	$ -	$ -	$ (544)	$ -	$ -
564	A_6030010-EE ProfDue Subs Fees	Maintenance of Measuring and Regulating Station Equipment	889	$ 10	$ -	$ -	$ -	$ -	$ -
565	A_6030040-EE Meals 50% Deduct	Maintenance of Measuring and Regulating Station Equipment	889	$ 157	$ 731	$ 611	$ 266	$ 302	$ 271

NMGC Exhibit ECB-5
Page 343 of 596

NEW MEXICO GAS COMPANY, INC.

Operations and Maintenance Summary
Base Period - 12 Months Ending March 31, 2023
Future Test Year - 12 Months Ending September 30, 2025

	A	B	C	P	Q	R	S	T	U
3	Description	Account Name	FERC Acct	Total Company Unadjusted Base Period Ending 3/31/2023	Base Period Adjustments	Adjusted Base Period	Removal of Separately Forecasted Items (To be added back Later)	Remaining Base Period O&M to be Escalated	Escalated Linkage 1 - Results of Pure Escalation of 3.93%
517	A_6010230-Labor NonExm NonProd	Maintenance of Mains	887	$ 194,635	$ 10,702	$ 205,338	$ (205,338)	$ -	$ -
518	A_6010910-Labor OffCycle Bonus	Maintenance of Mains	887	$ 390	$ 21	$ 411	$ (411)	$ -	$ -
519	A_6030010-EE ProfDue Subs Fees	Maintenance of Mains	887	$ 1,909	$ -	$ 1,909	$ -	$ 1,909	$ 1,984
520	A_6030040-EE Meals 50% Deduct	Maintenance of Mains	887	$ 25,382	$ -	$ 25,382	$ -	$ 25,382	$ 26,380
521	A_6030050-EE Mileage	Maintenance of Mains	887	$ 578	$ -	$ 578	$ -	$ 578	$ 601
522	A_6030060-EE Shoes Uniforms	Maintenance of Mains	887	$ 24,763	$ -	$ 24,763	$ -	$ 24,763	$ 25,737
523	A_6030070-EE Training	Maintenance of Mains	887	$ 5,680	$ -	$ 5,680	$ -	$ 5,680	$ 5,904
524	A_6030080-EE Travel Lodging	Maintenance of Mains	887	$ 109,576	$ -	$ 109,576	$ -	$ 109,576	$ 113,884
525	A_6030091-EE Apprec and Gifts	Maintenance of Mains	887	$ 5	$ -	$ 5	$ -	$ 5	$ 5
526	A_6030800-EE Miscellaneous	Maintenance of Mains	887	$ 10,059	$ -	$ 10,059	$ -	$ 10,059	$ 10,455
527	A_6100070-Consultants-Mgmt	Maintenance of Mains	887	$ 791	$ -	$ 791	$ -	$ 791	$ 822
528	A_6100080-Consultants-Other	Maintenance of Mains	887	$ 36,300	$ -	$ 36,300	$ -	$ 36,300	$ 37,727
529	A_6100100-Contractor Services	Maintenance of Mains	887	$ 124,257	$ -	$ 124,257	$ -	$ 124,257	$ 129,143
530	A_6100110-Instrument SvcRepair	Maintenance of Mains	887	$ 776	$ -	$ 776	$ -	$ 776	$ 806
531	A_6100120-Tool Service/Repair	Maintenance of Mains	887	$ 6,003	$ -	$ 6,003	$ -	$ 6,003	$ 6,239
532	A_6100150-Printing	Maintenance of Mains	887	$ 1,570	$ -	$ 1,570	$ -	$ 1,570	$ 1,631
533	A_6400010-M&S FurnOffEquip	Maintenance of Mains	887	$ 375	$ -	$ 375	$ -	$ 375	$ 389
534	A_6400020-M&S Gen Office	Maintenance of Mains	887	$ 3,266	$ -	$ 3,266	$ -	$ 3,266	$ 3,394
535	A_6400070-M&S Safety	Maintenance of Mains	887	$ 13,610	$ -	$ 13,610	$ -	$ 13,610	$ 14,145
536	A_6400080-M&S Vehicle Fuel	Maintenance of Mains	887	$ 2,021	$ -	$ 2,021	$ -	$ 2,021	$ 2,101
537	A_6400100-M&S OS Purchases	Maintenance of Mains	887	$ 80,308	$ -	$ 80,308	$ -	$ 80,308	$ 83,466
538	A_6400500-M&S Parts	Maintenance of Mains	887	$ 12,699	$ -	$ 12,699	$ -	$ 12,699	$ 13,199
539	A_6400510-M&S Small Tools	Maintenance of Mains	887	$ 48,313	$ -	$ 48,313	$ -	$ 48,313	$ 50,212
540	A_6401000-M&S Inven Issue	Maintenance of Mains	887	$ 128,795	$ -	$ 128,795	$ -	$ 128,795	$ 133,859
541	A_6500010-Transport-Vehicle	Maintenance of Mains	887	$ 308	$ -	$ 308	$ -	$ 308	$ 320
542	A_6710020-ST Rent-NonOff Equip	Maintenance of Mains	887	$ 1,913	$ -	$ 1,913	$ -	$ 1,913	$ 1,988
543	A_6710060-ST Rent-Vehicle	Maintenance of Mains	887	$ 115	$ -	$ 115	$ -	$ 115	$ 119
544	A_6710800-ST Rent-Other	Maintenance of Mains	887	$ 1,595	$ -	$ 1,595	$ -	$ 1,595	$ 1,658
545	A_6720020-LTLease-NonOffEquip	Maintenance of Mains	887	$ 6,656	$ -	$ 6,656	$ -	$ 6,656	$ 6,918
546	A_6730030-Utilities-Telecom	Maintenance of Mains	887	$ 110	$ -	$ 110	$ -	$ 110	$ 115
547	A_6730800-Utilities-Other	Maintenance of Mains	887	$ 1,755	$ -	$ 1,755	$ -	$ 1,755	$ 1,824
548	A_6790199-Fees-Miscellaneous	Maintenance of Mains	887	$ 2,835	$ -	$ 2,835	$ -	$ 2,835	$ 2,946
549	A_6790210-Permitting	Maintenance of Mains	887	$ 4,980	$ -	$ 4,980	$ -	$ 4,980	$ 5,176
550	A_6790230-Postage Ship Courier	Maintenance of Mains	887	$ 1,101	$ -	$ 1,101	$ -	$ 1,101	$ 1,144
551	A_6790320-Fleet Allocation	Maintenance of Mains	887	$ 225,804	$ -	$ 225,804	$ -	$ 225,804	$ 234,683
552	A_6790321-Stores Allocation	Maintenance of Mains	887	$ 15,825	$ -	$ 15,825	$ -	$ 15,825	$ 16,447
553	A_6790322-Small Tools Alloc	Maintenance of Mains	887	$ 7,058	$ -	$ 7,058	$ -	$ 7,058	$ 7,336
554	A_6790800-Other Oper-Misc	Maintenance of Mains	887	$ (29,024)	$ -	$ (29,024)	$ -	$ (29,024)	$ (30,165)
555	A_6010000-1001/A6010000	Maintenance of Measuring and Regulating Station Equipment	889	$ 2,176	$ 120	$ 2,296	$ (2,296)	$ -	$ -
556	A_6010010-1001/R6010000	Maintenance of Measuring and Regulating Station Equipment	889	$ 429	$ 24	$ 453	$ (453)	$ -	$ -
557	A_6010110-Labor Exempt ST	Maintenance of Measuring and Regulating Station Equipment	889	$ 204,788	$ 27,626	$ 232,414	$ (232,414)	$ -	$ -
558	A_6010130-Labor Exempt NonProd	Maintenance of Measuring and Regulating Station Equipment	889	$ 40,635	$ 2,234	$ 42,869	$ (42,869)	$ -	$ -
559	A_6010210-Labor NonExm ST	Maintenance of Measuring and Regulating Station Equipment	889	$ 642,647	$ 86,694	$ 729,341	$ (729,341)	$ -	$ -
560	A_6010220-Labor NonExm OT	Maintenance of Measuring and Regulating Station Equipment	889	$ 262,481	$ (41,906)	$ 220,575	$ (220,575)	$ -	$ -
561	A_6010230-Labor NonExm NonProd	Maintenance of Measuring and Regulating Station Equipment	889	$ 127,525	$ 7,012	$ 134,538	$ (134,538)	$ -	$ -
562	A_6010910-Labor OffCycle Bonus	Maintenance of Measuring and Regulating Station Equipment	889	$ 422	$ 23	$ 446	$ (446)	$ -	$ -
563	A_6018999-Labor Exp Reclass	Maintenance of Measuring and Regulating Station Equipment	889	$ 469	$ 26	$ 495	$ (495)	$ -	$ -
564	A_6030010-EE ProfDue Subs Fees	Maintenance of Measuring and Regulating Station Equipment	889	$ 10	$ -	$ 10	$ -	$ 10	$ 10
565	A_6030040-EE Meals 50% Deduct	Maintenance of Measuring and Regulating Station Equipment	889	$ 4,231	$ -	$ 4,231	$ -	$ 4,231	$ 4,397

NMGC Exhibit ECB-5
Page 344 of 596

NEW MEXICO GAS COMPANY, INC.

Operations and Maintenance Summary
Base Period - 12 Months Ending March 31, 2023
Future Test Year - 12 Months Ending September 30, 2025

	A	B	C	V	W	X	Y	Z	AA
3	Description	Account Name	FERC Acct	Total Linkage 1 Period Separately Forecasted Items	4/30/2023	5/31/2023	6/30/2023	7/31/2023	8/31/2023
517	A_6010230-Labor NonExm NonProd	Maintenance of Mains	887	$ 208,931	$ 17,411	$ 17,411	$ 17,411	$ 17,411	$ 17,411
518	A_6010910-Labor OffCycle Bonus	Maintenance of Mains	887	$ 418	$ 35	$ 35	$ 35	$ 35	$ 35
519	A_6030010-EE ProfDue Subs Fees	Maintenance of Mains	887	$ -	$ 165	$ 165	$ 165	$ 165	$ 165
520	A_6030040-EE Meals 50% Deduct	Maintenance of Mains	887	$ -	$ 2,198	$ 2,198	$ 2,198	$ 2,198	$ 2,198
521	A_6030050-EE Mileage	Maintenance of Mains	887	$ -	$ 50	$ 50	$ 50	$ 50	$ 50
522	A_6030060-EE Shoes Uniforms	Maintenance of Mains	887	$ -	$ 2,145	$ 2,145	$ 2,145	$ 2,145	$ 2,145
523	A_6030070-EE Training	Maintenance of Mains	887	$ -	$ 492	$ 492	$ 492	$ 492	$ 492
524	A_6030080-EE Travel Lodging	Maintenance of Mains	887	$ -	$ 9,490	$ 9,490	$ 9,490	$ 9,490	$ 9,490
525	A_6030091-EE Apprec and Gifts	Maintenance of Mains	887	$ -	$ 0	$ 0	$ 0	$ 0	$ 0
526	A_6030800-EE Miscellaneous	Maintenance of Mains	887	$ -	$ 871	$ 871	$ 871	$ 871	$ 871
527	A_6100070-Consultants-Mgmt	Maintenance of Mains	887	$ -	$ 68	$ 68	$ 68	$ 68	$ 68
528	A_6100080-Consultants-Other	Maintenance of Mains	887	$ -	$ 3,144	$ 3,144	$ 3,144	$ 3,144	$ 3,144
529	A_6100100-Contractor Services	Maintenance of Mains	887	$ -	$ 10,762	$ 10,762	$ 10,762	$ 10,762	$ 10,762
530	A_6100110-Instrument SvcRepair	Maintenance of Mains	887	$ -	$ 67	$ 67	$ 67	$ 67	$ 67
531	A_6100120-Tool Service/Repair	Maintenance of Mains	887	$ -	$ 520	$ 520	$ 520	$ 520	$ 520
532	A_6100150-Printing	Maintenance of Mains	887	$ -	$ 136	$ 136	$ 136	$ 136	$ 136
533	A_6400010-M&S FurnOffEquip	Maintenance of Mains	887	$ -	$ 32	$ 32	$ 32	$ 32	$ 32
534	A_6400020-M&S Gen Office	Maintenance of Mains	887	$ -	$ 283	$ 283	$ 283	$ 283	$ 283
535	A_6400070-M&S Safety	Maintenance of Mains	887	$ -	$ 1,179	$ 1,179	$ 1,179	$ 1,179	$ 1,179
536	A_6400080-M&S Vehicle Fuel	Maintenance of Mains	887	$ -	$ 175	$ 175	$ 175	$ 175	$ 175
537	A_6400100-M&S OS Purchases	Maintenance of Mains	887	$ -	$ 6,956	$ 6,956	$ 6,956	$ 6,956	$ 6,956
538	A_6400500-M&S Parts	Maintenance of Mains	887	$ -	$ 1,100	$ 1,100	$ 1,100	$ 1,100	$ 1,100
539	A_6400510-M&S Small Tools	Maintenance of Mains	887	$ -	$ 4,184	$ 4,184	$ 4,184	$ 4,184	$ 4,184
540	A_6401000-M&S Inven Issue	Maintenance of Mains	887	$ -	$ 11,155	$ 11,155	$ 11,155	$ 11,155	$ 11,155
541	A_6500010-Transport-Vehicle	Maintenance of Mains	887	$ -	$ 27	$ 27	$ 27	$ 27	$ 27
542	A_6710020-ST Rent-NonOff Equip	Maintenance of Mains	887	$ -	$ 166	$ 166	$ 166	$ 166	$ 166
543	A_6710060-ST Rent-Vehicle	Maintenance of Mains	887	$ -	$ 10	$ 10	$ 10	$ 10	$ 10
544	A_6710800-ST Rent-Other	Maintenance of Mains	887	$ -	$ 138	$ 138	$ 138	$ 138	$ 138
545	A_6720020-LTLease-NonOffEquip	Maintenance of Mains	887	$ -	$ 576	$ 576	$ 576	$ 576	$ 576
546	A_6730030-Utilities-Telecom	Maintenance of Mains	887	$ -	$ 10	$ 10	$ 10	$ 10	$ 10
547	A_6730800-Utilities-Other	Maintenance of Mains	887	$ -	$ 152	$ 152	$ 152	$ 152	$ 152
548	A_6790199-Fees-Miscellaneous	Maintenance of Mains	887	$ -	$ 246	$ 246	$ 246	$ 246	$ 246
549	A_6790210-Permitting	Maintenance of Mains	887	$ -	$ 431	$ 431	$ 431	$ 431	$ 431
550	A_6790230-Postage Ship Courier	Maintenance of Mains	887	$ -	$ 95	$ 95	$ 95	$ 95	$ 95
551	A_6790320-Fleet Allocation	Maintenance of Mains	887	$ -	$ 19,557	$ 19,557	$ 19,557	$ 19,557	$ 19,557
552	A_6790321-Stores Allocation	Maintenance of Mains	887	$ -	$ 1,371	$ 1,371	$ 1,371	$ 1,371	$ 1,371
553	A_6790322-Small Tools Alloc	Maintenance of Mains	887	$ -	$ 611	$ 611	$ 611	$ 611	$ 611
554	A_6790800-Other Oper-Misc	Maintenance of Mains	887	$ -	$ (2,514)	$ (2,514)	$ (2,514)	$ (2,514)	$ (2,514)
555	A_6010000-1001/A6010000	Maintenance of Measuring and Regulating Station Equipment	889	$ 2,336	$ 195	$ 195	$ 195	$ 195	$ 195
556	A_6010010-1001/R6010000	Maintenance of Measuring and Regulating Station Equipment	889	$ 461	$ 38	$ 38	$ 38	$ 38	$ 38
557	A_6010110-Labor Exempt ST	Maintenance of Measuring and Regulating Station Equipment	889	$ 236,481	$ 19,707	$ 19,707	$ 19,707	$ 19,707	$ 19,707
558	A_6010130-Labor Exempt NonProd	Maintenance of Measuring and Regulating Station Equipment	889	$ 43,619	$ 3,635	$ 3,635	$ 3,635	$ 3,635	$ 3,635
559	A_6010210-Labor NonExm ST	Maintenance of Measuring and Regulating Station Equipment	889	$ 742,104	$ 61,842	$ 61,842	$ 61,842	$ 61,842	$ 61,842
560	A_6010220-Labor NonExm OT	Maintenance of Measuring and Regulating Station Equipment	889	$ 224,435	$ 18,703	$ 18,703	$ 18,703	$ 18,703	$ 18,703
561	A_6010230-Labor NonExm NonProd	Maintenance of Measuring and Regulating Station Equipment	889	$ 136,892	$ 11,408	$ 11,408	$ 11,408	$ 11,408	$ 11,408
562	A_6010910-Labor OffCycle Bonus	Maintenance of Measuring and Regulating Station Equipment	889	$ 453	$ 38	$ 38	$ 38	$ 38	$ 38
563	A_6018999-Labor Exp Reclass	Maintenance of Measuring and Regulating Station Equipment	889	$ 503	$ 42	$ 42	$ 42	$ 42	$ 42
564	A_6030010-EE ProfDue Subs Fees	Maintenance of Measuring and Regulating Station Equipment	889	$ -	$ 1	$ 1	$ 1	$ 1	$ 1
565	A_6030040-EE Meals 50% Deduct	Maintenance of Measuring and Regulating Station Equipment	889	$ -	$ 366	$ 366	$ 366	$ 366	$ 366

NMGC Exhibit ECB-5
Page 345 of 596

NEW MEXICO GAS COMPANY, INC.

Operations and Maintenance Summary
Base Period - 12 Months Ending March 31, 2023
Future Test Year - 12 Months Ending September 30, 2025

	A	B	C	AB	AC	AD	AE	AF	AG
3	Description	Account Name	FERC Acct	9/30/2023	10/31/2023	11/30/2023	12/31/2023	1/31/2024	2/29/2024
517	A_6010230-Labor NonExm NonProd	Maintenance of Mains	887	$ 17,411	$ 17,411	$ 17,411	$ 17,411	$ 17,411	$ 17,411
518	A_6010910-Labor OffCycle Bonus	Maintenance of Mains	887	$ 35	$ 35	$ 35	$ 35	$ 35	$ 35
519	A_6030010-EE ProfDue Subs Fees	Maintenance of Mains	887	$ 165	$ 165	$ 165	$ 165	$ 165	$ 165
520	A_6030040-EE Meals 50% Deduct	Maintenance of Mains	887	$ 2,198	$ 2,198	$ 2,198	$ 2,198	$ 2,198	$ 2,198
521	A_6030050-EE Mileage	Maintenance of Mains	887	$ 50	$ 50	$ 50	$ 50	$ 50	$ 50
522	A_6030060-EE Shoes Uniforms	Maintenance of Mains	887	$ 2,145	$ 2,145	$ 2,145	$ 2,145	$ 2,145	$ 2,145
523	A_6030070-EE Training	Maintenance of Mains	887	$ 492	$ 492	$ 492	$ 492	$ 492	$ 492
524	A_6030080-EE Travel Lodging	Maintenance of Mains	887	$ 9,490	$ 9,490	$ 9,490	$ 9,490	$ 9,490	$ 9,490
525	A_6030091-EE Apprec and Gifts	Maintenance of Mains	887	$ 0	$ 0	$ 0	$ 0	$ 0	$ 0
526	A_6030800-EE Miscellaneous	Maintenance of Mains	887	$ 871	$ 871	$ 871	$ 871	$ 871	$ 871
527	A_6100070-Consultants-Mgmt	Maintenance of Mains	887	$ 68	$ 68	$ 68	$ 68	$ 68	$ 68
528	A_6100080-Consultants-Other	Maintenance of Mains	887	$ 3,144	$ 3,144	$ 3,144	$ 3,144	$ 3,144	$ 3,144
529	A_6100100-Contractor Services	Maintenance of Mains	887	$ 10,762	$ 10,762	$ 10,762	$ 10,762	$ 10,762	$ 10,762
530	A_6100110-Instrument SvcRepair	Maintenance of Mains	887	$ 67	$ 67	$ 67	$ 67	$ 67	$ 67
531	A_6100120-Tool Service/Repair	Maintenance of Mains	887	$ 520	$ 520	$ 520	$ 520	$ 520	$ 520
532	A_6100150-Printing	Maintenance of Mains	887	$ 136	$ 136	$ 136	$ 136	$ 136	$ 136
533	A_6400010-M&S FurnOffEquip	Maintenance of Mains	887	$ 32	$ 32	$ 32	$ 32	$ 32	$ 32
534	A_6400020-M&S Gen Office	Maintenance of Mains	887	$ 283	$ 283	$ 283	$ 283	$ 283	$ 283
535	A_6400070-M&S Safety	Maintenance of Mains	887	$ 1,179	$ 1,179	$ 1,179	$ 1,179	$ 1,179	$ 1,179
536	A_6400080-M&S Vehicle Fuel	Maintenance of Mains	887	$ 175	$ 175	$ 175	$ 175	$ 175	$ 175
537	A_6400100-M&S OS Purchases	Maintenance of Mains	887	$ 6,956	$ 6,956	$ 6,956	$ 6,956	$ 6,956	$ 6,956
538	A_6400500-M&S Parts	Maintenance of Mains	887	$ 1,100	$ 1,100	$ 1,100	$ 1,100	$ 1,100	$ 1,100
539	A_6400510-M&S Small Tools	Maintenance of Mains	887	$ 4,184	$ 4,184	$ 4,184	$ 4,184	$ 4,184	$ 4,184
540	A_6401000-M&S Inven Issue	Maintenance of Mains	887	$ 11,155	$ 11,155	$ 11,155	$ 11,155	$ 11,155	$ 11,155
541	A_6500010-Transport-Vehicle	Maintenance of Mains	887	$ 27	$ 27	$ 27	$ 27	$ 27	$ 27
542	A_6710020-ST Rent-NonOff Equip	Maintenance of Mains	887	$ 166	$ 166	$ 166	$ 166	$ 166	$ 166
543	A_6710060-ST Rent-Vehicle	Maintenance of Mains	887	$ 10	$ 10	$ 10	$ 10	$ 10	$ 10
544	A_6710800-ST Rent-Other	Maintenance of Mains	887	$ 138	$ 138	$ 138	$ 138	$ 138	$ 138
545	A_6720020-LTLease-NonOffEquip	Maintenance of Mains	887	$ 576	$ 576	$ 576	$ 576	$ 576	$ 576
546	A_6730030-Utilities-Telecom	Maintenance of Mains	887	$ 10	$ 10	$ 10	$ 10	$ 10	$ 10
547	A_6730800-Utilities-Other	Maintenance of Mains	887	$ 152	$ 152	$ 152	$ 152	$ 152	$ 152
548	A_6790199-Fees-Miscellaneous	Maintenance of Mains	887	$ 246	$ 246	$ 246	$ 246	$ 246	$ 246
549	A_6790210-Permitting	Maintenance of Mains	887	$ 431	$ 431	$ 431	$ 431	$ 431	$ 431
550	A_6790230-Postage Ship Courier	Maintenance of Mains	887	$ 95	$ 95	$ 95	$ 95	$ 95	$ 95
551	A_6790320-Fleet Allocation	Maintenance of Mains	887	$ 19,557	$ 19,557	$ 19,557	$ 19,557	$ 19,557	$ 19,557
552	A_6790321-Stores Allocation	Maintenance of Mains	887	$ 1,371	$ 1,371	$ 1,371	$ 1,371	$ 1,371	$ 1,371
553	A_6790322-Small Tools Alloc	Maintenance of Mains	887	$ 611	$ 611	$ 611	$ 611	$ 611	$ 611
554	A_6790800-Other Oper-Misc	Maintenance of Mains	887	$ (2,514)	$ (2,514)	$ (2,514)	$ (2,514)	$ (2,514)	$ (2,514)
555	A_6010000-1001/A6010000	Maintenance of Measuring and Regulating Station Equipment	889	$ 195	$ 195	$ 195	$ 195	$ 195	$ 195
556	A_6010010-1001/R6010000	Maintenance of Measuring and Regulating Station Equipment	889	$ 38	$ 38	$ 38	$ 38	$ 38	$ 38
557	A_6010110-Labor Exempt ST	Maintenance of Measuring and Regulating Station Equipment	889	$ 19,707	$ 19,707	$ 19,707	$ 19,707	$ 19,707	$ 19,707
558	A_6010130-Labor Exempt NonProd	Maintenance of Measuring and Regulating Station Equipment	889	$ 3,635	$ 3,635	$ 3,635	$ 3,635	$ 3,635	$ 3,635
559	A_6010210-Labor NonExm ST	Maintenance of Measuring and Regulating Station Equipment	889	$ 61,842	$ 61,842	$ 61,842	$ 61,842	$ 61,842	$ 61,842
560	A_6010220-Labor NonExm OT	Maintenance of Measuring and Regulating Station Equipment	889	$ 18,703	$ 18,703	$ 18,703	$ 18,703	$ 18,703	$ 18,703
561	A_6010230-Labor NonExm NonProd	Maintenance of Measuring and Regulating Station Equipment	889	$ 11,408	$ 11,408	$ 11,408	$ 11,408	$ 11,408	$ 11,408
562	A_6010910-Labor OffCycle Bonus	Maintenance of Measuring and Regulating Station Equipment	889	$ 38	$ 38	$ 38	$ 38	$ 38	$ 38
563	A_6018999-Labor Exp Reclass	Maintenance of Measuring and Regulating Station Equipment	889	$ 42	$ 42	$ 42	$ 42	$ 42	$ 42
564	A_6030010-EE ProfDue Subs Fees	Maintenance of Measuring and Regulating Station Equipment	889	$ 1	$ 1	$ 1	$ 1	$ 1	$ 1
565	A_6030040-EE Meals 50% Deduct	Maintenance of Measuring and Regulating Station Equipment	889	$ 366	$ 366	$ 366	$ 366	$ 366	$ 366

NMGC Exhibit ECB-5
Page 346 of 596

NEW MEXICO GAS COMPANY, INC.

Operations and Maintenance Summary
Base Period - 12 Months Ending March 31, 2023
Future Test Year - 12 Months Ending September 30, 2025

	A	B	C	AH	AI	AJ	AK	AL	AM
3	Description	Account Name	FERC Acct	3/31/2024	Linkage 1 Ending 3/31/2024	Escalated Linkage 2 - Results of Pure Escalation of 1.62%	Total Linkage 2 Period Separately Forecasted Items	4/1/2024	5/1/2024
517	A_6010230-Labor NonExm NonProd	Maintenance of Mains	887	$ 17,411	$ 208,931	$ -	$ 212,524	$ 18,010	$ 18,010
518	A_6010910-Labor OffCycle Bonus	Maintenance of Mains	887	$ 35	$ 418	$ -	$ 425	$ 36	$ 36
519	A_6030010-EE ProfDue Subs Fees	Maintenance of Mains	887	$ 165	$ 1,984	$ 2,016	$ -	$ 171	$ 171
520	A_6030040-EE Meals 50% Deduct	Maintenance of Mains	887	$ 2,198	$ 26,380	$ 26,809	$ -	$ 2,270	$ 2,270
521	A_6030050-EE Mileage	Maintenance of Mains	887	$ 50	$ 601	$ 610	$ -	$ 52	$ 52
522	A_6030060-EE Shoes Uniforms	Maintenance of Mains	887	$ 2,145	$ 25,737	$ 26,154	$ -	$ 2,214	$ 2,214
523	A_6030070-EE Training	Maintenance of Mains	887	$ 492	$ 5,904	$ 5,999	$ -	$ 508	$ 508
524	A_6030080-EE Travel Lodging	Maintenance of Mains	887	$ 9,490	$ 113,884	$ 115,733	$ -	$ 9,798	$ 9,798
525	A_6030091-EE Apprec and Gifts	Maintenance of Mains	887	$ 0	$ 5	$ 5	$ -	$ 0	$ 0
526	A_6030800-EE Miscellaneous	Maintenance of Mains	887	$ 871	$ 10,455	$ 10,624	$ -	$ 900	$ 900
527	A_6100070-Consultants-Mgmt	Maintenance of Mains	887	$ 68	$ 822	$ 835	$ -	$ 71	$ 71
528	A_6100080-Consultants-Other	Maintenance of Mains	887	$ 3,144	$ 37,727	$ 38,339	$ -	$ 3,246	$ 3,246
529	A_6100100-Contractor Services	Maintenance of Mains	887	$ 10,762	$ 129,143	$ 131,239	$ -	$ 11,111	$ 11,111
530	A_6100110-Instrument SvcRepair	Maintenance of Mains	887	$ 67	$ 806	$ 819	$ -	$ 69	$ 69
531	A_6100120-Tool Service/Repair	Maintenance of Mains	887	$ 520	$ 6,239	$ 6,340	$ -	$ 537	$ 537
532	A_6100150-Printing	Maintenance of Mains	887	$ 136	$ 1,631	$ 1,658	$ -	$ 140	$ 140
533	A_6400010-M&S FurnOffEquip	Maintenance of Mains	887	$ 32	$ 389	$ 396	$ -	$ 34	$ 34
534	A_6400020-M&S Gen Office	Maintenance of Mains	887	$ 283	$ 3,394	$ 3,449	$ -	$ 292	$ 292
535	A_6400070-M&S Safety	Maintenance of Mains	887	$ 1,179	$ 14,145	$ 14,374	$ -	$ 1,217	$ 1,217
536	A_6400080-M&S Vehicle Fuel	Maintenance of Mains	887	$ 175	$ 2,101	$ 2,135	$ -	$ 181	$ 181
537	A_6400100-M&S OS Purchases	Maintenance of Mains	887	$ 6,956	$ 83,466	$ 84,821	$ -	$ 7,181	$ 7,181
538	A_6400500-M&S Parts	Maintenance of Mains	887	$ 1,100	$ 13,199	$ 13,413	$ -	$ 1,136	$ 1,136
539	A_6400510-M&S Small Tools	Maintenance of Mains	887	$ 4,184	$ 50,212	$ 51,027	$ -	$ 4,320	$ 4,320
540	A_6401000-M&S Inven Issue	Maintenance of Mains	887	$ 11,155	$ 133,859	$ 136,032	$ -	$ 11,517	$ 11,517
541	A_6500010-Transport-Vehicle	Maintenance of Mains	887	$ 27	$ 320	$ 325	$ -	$ 28	$ 28
542	A_6710020-ST Rent-NonOff Equip	Maintenance of Mains	887	$ 166	$ 1,988	$ 2,020	$ -	$ 171	$ 171
543	A_6710060-ST Rent-Vehicle	Maintenance of Mains	887	$ 10	$ 119	$ 121	$ -	$ 10	$ 10
544	A_6710800-ST Rent-Other	Maintenance of Mains	887	$ 138	$ 1,658	$ 1,685	$ -	$ 143	$ 143
545	A_6720020-LTLease-NonOffEquip	Maintenance of Mains	887	$ 576	$ 6,918	$ 7,030	$ -	$ 595	$ 595
546	A_6730030-Utilities-Telecom	Maintenance of Mains	887	$ 10	$ 115	$ 117	$ -	$ 10	$ 10
547	A_6730800-Utilities-Other	Maintenance of Mains	887	$ 152	$ 1,824	$ 1,853	$ -	$ 157	$ 157
548	A_6790199-Fees-Miscellaneous	Maintenance of Mains	887	$ 246	$ 2,946	$ 2,994	$ -	$ 254	$ 254
549	A_6790210-Permitting	Maintenance of Mains	887	$ 431	$ 5,176	$ 5,260	$ -	$ 445	$ 445
550	A_6790230-Postage Ship Courier	Maintenance of Mains	887	$ 95	$ 1,144	$ 1,162	$ -	$ 98	$ 98
551	A_6790320-Fleet Allocation	Maintenance of Mains	887	$ 19,557	$ 234,683	$ 238,492	$ -	$ 20,192	$ 20,192
552	A_6790321-Stores Allocation	Maintenance of Mains	887	$ 1,371	$ 16,447	$ 16,714	$ -	$ 1,415	$ 1,415
553	A_6790322-Small Tools Alloc	Maintenance of Mains	887	$ 611	$ 7,336	$ 7,455	$ -	$ 631	$ 631
554	A_6790800-Other Oper-Misc	Maintenance of Mains	887	$ (2,514)	$ (30,165)	$ (30,655)	$ -	$ (2,595)	$ (2,595)
555	A_6010000-1001/A6010000	Maintenance of Measuring and Regulating Station Equipment	889	$ 195	$ 2,336	$ -	$ 2,376	$ 201	$ 201
556	A_6010010-1001/R6010000	Maintenance of Measuring and Regulating Station Equipment	889	$ 38	$ 461	$ -	$ 469	$ 40	$ 40
557	A_6010110-Labor Exempt ST	Maintenance of Measuring and Regulating Station Equipment	889	$ 19,707	$ 236,481	$ -	$ 240,549	$ 20,385	$ 20,385
558	A_6010130-Labor Exempt NonProd	Maintenance of Measuring and Regulating Station Equipment	889	$ 3,635	$ 43,619	$ -	$ 44,370	$ 3,760	$ 3,760
559	A_6010210-Labor NonExm ST	Maintenance of Measuring and Regulating Station Equipment	889	$ 61,842	$ 742,104	$ -	$ 754,868	$ 63,969	$ 63,969
560	A_6010220-Labor NonExm OT	Maintenance of Measuring and Regulating Station Equipment	889	$ 18,703	$ 224,435	$ -	$ 228,295	$ 19,346	$ 19,346
561	A_6010230-Labor NonExm NonProd	Maintenance of Measuring and Regulating Station Equipment	889	$ 11,408	$ 136,892	$ -	$ 139,246	$ 11,800	$ 11,800
562	A_6010910-Labor OffCycle Bonus	Maintenance of Measuring and Regulating Station Equipment	889	$ 38	$ 453	$ -	$ 461	$ 39	$ 39
563	A_6018999-Labor Exp Reclass	Maintenance of Measuring and Regulating Station Equipment	889	$ 42	$ 503	$ -	$ 512	$ 43	$ 43
564	A_6030010-EE ProfDue Subs Fees	Maintenance of Measuring and Regulating Station Equipment	889	$ 1	$ 10	$ 10	$ -	$ 1	$ 1
565	A_6030040-EE Meals 50% Deduct	Maintenance of Measuring and Regulating Station Equipment	889	$ 366	$ 4,397	$ 4,468	$ -	$ 378	$ 378

NMGC Exhibit ECB-5
Page 347 of 596

NEW MEXICO GAS COMPANY, INC.

Operations and Maintenance Summary
Base Period - 12 Months Ending March 31, 2023
Future Test Year - 12 Months Ending September 30, 2025

	A	B	C	AN	AO	AP	AQ	AR
3	Description	Account Name	FERC Acct	6/1/2024	7/1/2024	8/1/2024	9/1/2024	Linkage 2 Ending 9/30/2024
517	A_6010230-Labor NonExm NonProd	Maintenance of Mains	887	$ 18,010	$ 18,010	$ 18,010	$ 18,010	$ 212,524
518	A_6010910-Labor OffCycle Bonus	Maintenance of Mains	887	$ 36	$ 36	$ 36	$ 36	$ 425
519	A_6030010-EE ProfDue Subs Fees	Maintenance of Mains	887	$ 171	$ 171	$ 171	$ 171	$ 2,016
520	A_6030040-EE Meals 50% Deduct	Maintenance of Mains	887	$ 2,270	$ 2,270	$ 2,270	$ 2,270	$ 26,809
521	A_6030050-EE Mileage	Maintenance of Mains	887	$ 52	$ 52	$ 52	$ 52	$ 610
522	A_6030060-EE Shoes Uniforms	Maintenance of Mains	887	$ 2,214	$ 2,214	$ 2,214	$ 2,214	$ 26,154
523	A_6030070-EE Training	Maintenance of Mains	887	$ 508	$ 508	$ 508	$ 508	$ 5,999
524	A_6030080-EE Travel Lodging	Maintenance of Mains	887	$ 9,798	$ 9,798	$ 9,798	$ 9,798	$ 115,733
525	A_6030091-EE Apprec and Gifts	Maintenance of Mains	887	$ 0	$ 0	$ 0	$ 0	$ 5
526	A_6030800-EE Miscellaneous	Maintenance of Mains	887	$ 900	$ 900	$ 900	$ 900	$ 10,624
527	A_6100070-Consultants-Mgmt	Maintenance of Mains	887	$ 71	$ 71	$ 71	$ 71	$ 835
528	A_6100080-Consultants-Other	Maintenance of Mains	887	$ 3,246	$ 3,246	$ 3,246	$ 3,246	$ 38,339
529	A_6100100-Contractor Services	Maintenance of Mains	887	$ 11,111	$ 11,111	$ 11,111	$ 11,111	$ 131,239
530	A_6100110-Instrument SvcRepair	Maintenance of Mains	887	$ 69	$ 69	$ 69	$ 69	$ 819
531	A_6100120-Tool Service/Repair	Maintenance of Mains	887	$ 537	$ 537	$ 537	$ 537	$ 6,340
532	A_6100150-Printing	Maintenance of Mains	887	$ 140	$ 140	$ 140	$ 140	$ 1,658
533	A_6400010-M&S FurnOffEquip	Maintenance of Mains	887	$ 34	$ 34	$ 34	$ 34	$ 396
534	A_6400020-M&S Gen Office	Maintenance of Mains	887	$ 292	$ 292	$ 292	$ 292	$ 3,449
535	A_6400070-M&S Safety	Maintenance of Mains	887	$ 1,217	$ 1,217	$ 1,217	$ 1,217	$ 14,374
536	A_6400080-M&S Vehicle Fuel	Maintenance of Mains	887	$ 181	$ 181	$ 181	$ 181	$ 2,135
537	A_6400100-M&S OS Purchases	Maintenance of Mains	887	$ 7,181	$ 7,181	$ 7,181	$ 7,181	$ 84,821
538	A_6400500-M&S Parts	Maintenance of Mains	887	$ 1,136	$ 1,136	$ 1,136	$ 1,136	$ 13,413
539	A_6400510-M&S Small Tools	Maintenance of Mains	887	$ 4,320	$ 4,320	$ 4,320	$ 4,320	$ 51,027
540	A_6401000-M&S Inven Issue	Maintenance of Mains	887	$ 11,517	$ 11,517	$ 11,517	$ 11,517	$ 136,032
541	A_6500010-Transport-Vehicle	Maintenance of Mains	887	$ 28	$ 28	$ 28	$ 28	$ 325
542	A_6710020-ST Rent-NonOff Equip	Maintenance of Mains	887	$ 171	$ 171	$ 171	$ 171	$ 2,020
543	A_6710060-ST Rent-Vehicle	Maintenance of Mains	887	$ 10	$ 10	$ 10	$ 10	$ 121
544	A_6710800-ST Rent-Other	Maintenance of Mains	887	$ 143	$ 143	$ 143	$ 143	$ 1,685
545	A_6720020-LTLease-NonOffEquip	Maintenance of Mains	887	$ 595	$ 595	$ 595	$ 595	$ 7,030
546	A_6730030-Utilities-Telecom	Maintenance of Mains	887	$ 10	$ 10	$ 10	$ 10	$ 117
547	A_6730800-Utilities-Other	Maintenance of Mains	887	$ 157	$ 157	$ 157	$ 157	$ 1,853
548	A_6790199-Fees-Miscellaneous	Maintenance of Mains	887	$ 254	$ 254	$ 254	$ 254	$ 2,994
549	A_6790210-Permitting	Maintenance of Mains	887	$ 445	$ 445	$ 445	$ 445	$ 5,260
550	A_6790230-Postage Ship Courier	Maintenance of Mains	887	$ 98	$ 98	$ 98	$ 98	$ 1,162
551	A_6790320-Fleet Allocation	Maintenance of Mains	887	$ 20,192	$ 20,192	$ 20,192	$ 20,192	$ 238,492
552	A_6790321-Stores Allocation	Maintenance of Mains	887	$ 1,415	$ 1,415	$ 1,415	$ 1,415	$ 16,714
553	A_6790322-Small Tools Alloc	Maintenance of Mains	887	$ 631	$ 631	$ 631	$ 631	$ 7,455
554	A_6790800-Other Oper-Misc	Maintenance of Mains	887	$ (2,595)	$ (2,595)	$ (2,595)	$ (2,595)	$ (30,655)
555	A_6010000-1001/A6010000	Maintenance of Measuring and Regulating Station Equipment	889	$ 201	$ 201	$ 201	$ 201	$ 2,376
556	A_6010010-1001/R6010000	Maintenance of Measuring and Regulating Station Equipment	889	$ 40	$ 40	$ 40	$ 40	$ 469
557	A_6010110-Labor Exempt ST	Maintenance of Measuring and Regulating Station Equipment	889	$ 20,385	$ 20,385	$ 20,385	$ 20,385	$ 240,549
558	A_6010130-Labor Exempt NonProd	Maintenance of Measuring and Regulating Station Equipment	889	$ 3,760	$ 3,760	$ 3,760	$ 3,760	$ 44,370
559	A_6010210-Labor NonExm ST	Maintenance of Measuring and Regulating Station Equipment	889	$ 63,969	$ 63,969	$ 63,969	$ 63,969	$ 754,868
560	A_6010220-Labor NonExm OT	Maintenance of Measuring and Regulating Station Equipment	889	$ 19,346	$ 19,346	$ 19,346	$ 19,346	$ 228,295
561	A_6010230-Labor NonExm NonProd	Maintenance of Measuring and Regulating Station Equipment	889	$ 11,800	$ 11,800	$ 11,800	$ 11,800	$ 139,246
562	A_6010910-Labor OffCycle Bonus	Maintenance of Measuring and Regulating Station Equipment	889	$ 39	$ 39	$ 39	$ 39	$ 461
563	A_6018999-Labor Exp Reclass	Maintenance of Measuring and Regulating Station Equipment	889	$ 43	$ 43	$ 43	$ 43	$ 512
564	A_6030010-EE ProfDue Subs Fees	Maintenance of Measuring and Regulating Station Equipment	889	$ 1	$ 1	$ 1	$ 1	$ 10
565	A_6030040-EE Meals 50% Deduct	Maintenance of Measuring and Regulating Station Equipment	889	$ 378	$ 378	$ 378	$ 378	$ 4,468

NMGC Exhibit ECB-5
Page 348 of 596

NEW MEXICO GAS COMPANY, INC.

Operations and Maintenance Summary
Base Period - 12 Months Ending March 31, 2023
Future Test Year - 12 Months Ending September 30, 2025

	A	B	C	D	E	F	G	H	I
3	Description	Account Name	FERC Acct	4/30/2022	5/31/2022	6/30/2022	7/31/2022	8/31/2022	9/30/2022
566	A_6030060-EE Shoes Uniforms	Maintenance of Measuring and Regulating Station Equipment	889	$ -	$ 170	$ 255	$ 310	$ 114	$ 2
567	A_6030070-EE Training	Maintenance of Measuring and Regulating Station Equipment	889	$ -	$ 554	$ 631	$ -	$ -	$ 26
568	A_6030080-EE Travel Lodging	Maintenance of Measuring and Regulating Station Equipment	889	$ -	$ 564	$ 274	$ -	$ -	$ -
569	A_6030091-EE Apprec and Gifts	Maintenance of Measuring and Regulating Station Equipment	889	$ -	$ 1	$ -	$ -	$ 3	$ -
570	A_6030800-EE Miscellaneous	Maintenance of Measuring and Regulating Station Equipment	889	$ 581	$ 0	$ 171	$ 3,449	$ 2,665	$ -
571	A_6100070-Consultants-Mgmt	Maintenance of Measuring and Regulating Station Equipment	889	$ 7	$ -	$ -	$ -	$ -	$ -
572	A_6100080-Consultants-Other	Maintenance of Measuring and Regulating Station Equipment	889	$ -	$ -	$ -	$ 1,024	$ -	$ -
573	A_6100100-Contractor Services	Maintenance of Measuring and Regulating Station Equipment	889	$ 3,414	$ 15,994	$ 11,967	$ -	$ 2,741	$ 1,076
574	A_6108999-OutSvc Exp Reclass	Maintenance of Measuring and Regulating Station Equipment	889	$ -	$ -	$ -	$ -	$ -	$ 2,388
575	A_6400020-M&S Gen Office	Maintenance of Measuring and Regulating Station Equipment	889	$ -	$ -	$ 32	$ -	$ 47	$ -
576	A_6400070-M&S Safety	Maintenance of Measuring and Regulating Station Equipment	889	$ -	$ -	$ -	$ -	$ -	$ -
577	A_6400080-M&S Vehicle Fuel	Maintenance of Measuring and Regulating Station Equipment	889	$ -	$ -	$ 12	$ -	$ 29	$ 16
578	A_6400100-M&S OS Purchases	Maintenance of Measuring and Regulating Station Equipment	889	$ 30,843	$ 20,879	$ 7,727	$ 6,803	$ 24,522	$ 11,235
579	A_6400500-M&S Parts	Maintenance of Measuring and Regulating Station Equipment	889	$ 219	$ -	$ -	$ 7	$ -	$ 225
580	A_6400510-M&S Small Tools	Maintenance of Measuring and Regulating Station Equipment	889	$ 92	$ 526	$ 130	$ 272	$ 2,045	$ 239
581	A_6408999-M&S Exp Reclass	Maintenance of Measuring and Regulating Station Equipment	889	$ -	$ -	$ -	$ -	$ -	$ 1,574
582	A_6401000-M&S Inven Issue	Maintenance of Measuring and Regulating Station Equipment	889	$ 1,454	$ -	$ 2,718	$ 57	$ 4,023	$ 2,191
583	A_6720020-LTLease-NonOffEquip	Maintenance of Measuring and Regulating Station Equipment	889	$ -	$ 76	$ 1,761	$ (48)	$ 307	$ 70
584	A_6730800-Utilities-Other	Maintenance of Measuring and Regulating Station Equipment	889	$ -	$ 223	$ -	$ -	$ -	$ -
585	A_6790199-Fees-Miscellaneous	Maintenance of Measuring and Regulating Station Equipment	889	$ -	$ 843	$ 31	$ 4,227	$ 446	$ 1,163
586	A_6790210-Permitting	Maintenance of Measuring and Regulating Station Equipment	889	$ 94	$ -	$ -	$ -	$ -	$ -
587	A_6790230-Postage Ship Courier	Maintenance of Measuring and Regulating Station Equipment	889	$ -	$ 2,067	$ -	$ -	$ -	$ 99
588	A_6790320-Fleet Allocation	Maintenance of Measuring and Regulating Station Equipment	889	$ 10,804	$ 12,078	$ 8,682	$ 12,761	$ 13,738	$ 11,283
589	A_6790321-Stores Allocation	Maintenance of Measuring and Regulating Station Equipment	889	$ 2,212	$ 3,696	$ 1,193	$ 414	$ 2,276	$ 562
590	A_6790322-Small Tools Alloc	Maintenance of Measuring and Regulating Station Equipment	889	$ 1,055	$ 688	$ 421	$ 115	$ 1,149	$ 199
591	A_6010000-1001/A6010000	Maintenance of Services	892	$ 651	$ 28	$ 148	$ 22	$ (1,795)	$ 20
592	A_6010010-1001/R6010000	Maintenance of Services	892	$ 120	$ -	$ -	$ (753)	$ 23	$ 3
593	A_6010110-Labor Exempt ST	Maintenance of Services	892	$ 10,540	$ 14,759	$ 13,581	$ 14,331	$ 16,658	$ 17,529
594	A_6010130-Labor Exempt NonProd	Maintenance of Services	892	$ 2,587	$ 447	$ 4,507	$ 2,491	$ 2,784	$ 4,277
595	A_6010210-Labor NonExm ST	Maintenance of Services	892	$ 53,468	$ 64,660	$ 61,922	$ 67,448	$ 83,893	$ 87,330
596	A_6010220-Labor NonExm OT	Maintenance of Services	892	$ 12,276	$ 13,339	$ 17,839	$ 23,668	$ 21,386	$ 23,487
597	A_6010230-Labor NonExm NonProd	Maintenance of Services	892	$ 17,115	$ 3,459	$ 18,576	$ 11,697	$ 10,895	$ 18,043
598	A_6010910-Labor OffCycle Bonus	Maintenance of Services	892	$ 8	$ -	$ -	$ 96	$ -	$ -
599	A_6018999-Labor Exp Reclass	Maintenance of Services	892	$ -	$ -	$ -	$ -	$ (45)	$ -
600	A_6030010-EE ProfDue Subs Fees	Maintenance of Services	892	$ -	$ -	$ -	$ -	$ -	$ -
601	A_6030040-EE Meals 50% Deduct	Maintenance of Services	892	$ 238	$ 353	$ 53	$ 155	$ 67	$ 618
602	A_6030060-EE Shoes Uniforms	Maintenance of Services	892	$ 32	$ 114	$ 718	$ 869	$ 165	$ 310
603	A_6030070-EE Training	Maintenance of Services	892	$ -	$ 766	$ -	$ -	$ -	$ 142
604	A_6030080-EE Travel Lodging	Maintenance of Services	892	$ 78	$ -	$ -	$ -	$ -	$ -
605	A_6030091-EE Apprec and Gifts	Maintenance of Services	892	$ -	$ 1	$ 0	$ 0	$ 4	$ -
606	A_6030800-EE Miscellaneous	Maintenance of Services	892	$ 32	$ 138	$ 2	$ 1	$ 1,274	$ -
607	A_6100070-Consultants-Mgmt	Maintenance of Services	892	$ 6	$ -	$ 2	$ 2	$ -	$ -
608	A_6100080-Consultants-Other	Maintenance of Services	892	$ -	$ 305	$ 7,695	$ -	$ -	$ 2,522
609	A_6100100-Contractor Services	Maintenance of Services	892	$ 5,434	$ 11,628	$ 29,081	$ 2,770	$ 15,207	$ 15,038
610	A_6100120-Tool Service/Repair	Maintenance of Services	892	$ -	$ -	$ -	$ -	$ -	$ -
611	A_6400020-M&S Gen Office	Maintenance of Services	892	$ -	$ 39	$ -	$ -	$ -	$ -
612	A_6400070-M&S Safety	Maintenance of Services	892	$ -	$ -	$ -	$ 52	$ -	$ -
613	A_6400080-M&S Vehicle Fuel	Maintenance of Services	892	$ -	$ -	$ -	$ -	$ -	$ -
614	A_6400100-M&S OS Purchases	Maintenance of Services	892	$ 2,125	$ 2,045	$ 5,252	$ 1,433	$ 5,019	$ 1,661

NMGC Exhibit ECB-5
Page 349 of 596

NEW MEXICO GAS COMPANY, INC.

Operations and Maintenance Summary
Base Period - 12 Months Ending March 31, 2023
Future Test Year - 12 Months Ending September 30, 2025

	A	B	C	J	K	L	M	N	O
3	Description	Account Name	FERC Acct	10/31/2022	11/30/2022	12/31/2022	1/31/2023	2/28/2023	3/31/2023
566	A_6030060-EE Shoes Uniforms	Maintenance of Measuring and Regulating Station Equipment	889	$ -	$ 360	$ 126	$ 9,209	$ 118	$ 50
567	A_6030070-EE Training	Maintenance of Measuring and Regulating Station Equipment	889	$ 505	$ 56	$ 177	$ 1,091	$ (173)	$ -
568	A_6030080-EE Travel Lodging	Maintenance of Measuring and Regulating Station Equipment	889	$ 539	$ 1,180	$ 847	$ -	$ 3	$ -
569	A_6030091-EE Apprec and Gifts	Maintenance of Measuring and Regulating Station Equipment	889	$ -	$ -	$ 2,484	$ -	$ -	$ -
570	A_6030800-EE Miscellaneous	Maintenance of Measuring and Regulating Station Equipment	889	$ 407	$ 425	$ 222	$ -	$ 75	$ 569
571	A_6100070-Consultants-Mgmt	Maintenance of Measuring and Regulating Station Equipment	889	$ -	$ 388	$ 273	$ -	$ -	$ -
572	A_6100080-Consultants-Other	Maintenance of Measuring and Regulating Station Equipment	889	$ -	$ -	$ 146	$ -	$ -	$ -
573	A_6100100-Contractor Services	Maintenance of Measuring and Regulating Station Equipment	889	$ 5,997	$ 414	$ 48,314	$ (23,337)	$ 5,940	$ 40,870
574	A_6108999-OutSvc Exp Reclass	Maintenance of Measuring and Regulating Station Equipment	889	$ -	$ -	$ -	$ -	$ -	$ -
575	A_6400020-M&S Gen Office	Maintenance of Measuring and Regulating Station Equipment	889	$ -	$ -	$ -	$ -	$ -	$ -
576	A_6400070-M&S Safety	Maintenance of Measuring and Regulating Station Equipment	889	$ -	$ -	$ -	$ -	$ -	$ 16
577	A_6400080-M&S Vehicle Fuel	Maintenance of Measuring and Regulating Station Equipment	889	$ 24	$ 75	$ 149	$ -	$ -	$ -
578	A_6400100-M&S OS Purchases	Maintenance of Measuring and Regulating Station Equipment	889	$ 7,096	$ 56,802	$ 15,233	$ 9,186	$ 15,482	$ 6,380
579	A_6400500-M&S Parts	Maintenance of Measuring and Regulating Station Equipment	889	$ 54	$ -	$ 357	$ -	$ -	$ 349
580	A_6400510-M&S Small Tools	Maintenance of Measuring and Regulating Station Equipment	889	$ 403	$ 3,141	$ 161	$ 72	$ -	$ 35
581	A_6408999-M&S Exp Reclass	Maintenance of Measuring and Regulating Station Equipment	889	$ -	$ -	$ -	$ -	$ -	$ -
582	A_6401000-M&S Inven Issue	Maintenance of Measuring and Regulating Station Equipment	889	$ (129)	$ 84,963	$ 3,532	$ 10,230	$ -	$ 1,641
583	A_6720020-LTLease-NonOffEquip	Maintenance of Measuring and Regulating Station Equipment	889	$ 200	$ 329	$ 407	$ 94	$ -	$ -
584	A_6730800-Utilities-Other	Maintenance of Measuring and Regulating Station Equipment	889	$ -	$ -	$ -	$ -	$ -	$ -
585	A_6790199-Fees-Miscellaneous	Maintenance of Measuring and Regulating Station Equipment	889	$ -	$ 2,433	$ -	$ 75	$ -	$ 63
586	A_6790210-Permitting	Maintenance of Measuring and Regulating Station Equipment	889	$ -	$ -	$ -	$ -	$ -	$ 129
587	A_6790230-Postage Ship Courier	Maintenance of Measuring and Regulating Station Equipment	889	$ 58	$ -	$ 163	$ 1,070	$ 77	$ -
588	A_6790320-Fleet Allocation	Maintenance of Measuring and Regulating Station Equipment	889	$ 12,989	$ 9,438	$ 9,135	$ 10,964	$ 11,731	$ 9,355
589	A_6790321-Stores Allocation	Maintenance of Measuring and Regulating Station Equipment	889	$ 528	$ 2,839	$ 1,717	$ 2,367	$ 650	$ 482
590	A_6790322-Small Tools Alloc	Maintenance of Measuring and Regulating Station Equipment	889	$ 375	$ 2,631	$ 427	$ 1,492	$ 1,165	$ 165
591	A_6010000-1001/A6010000	Maintenance of Services	892	$ 79	$ 98	$ 169	$ 1	$ (578)	$ 2,023
592	A_6010010-1001/R6010000	Maintenance of Services	892	$ 12	$ -	$ 58	$ -	$ 0	$ -
593	A_6010110-Labor Exempt ST	Maintenance of Services	892	$ 15,694	$ 13,561	$ 13,552	$ 16,119	$ 17,359	$ 17,794
594	A_6010130-Labor Exempt NonProd	Maintenance of Services	892	$ 3,441	$ 8,493	$ 10,950	$ 5,429	$ 3,356	$ 237
595	A_6010210-Labor NonExm ST	Maintenance of Services	892	$ 78,064	$ 89,914	$ 71,649	$ 66,817	$ 89,505	$ 76,242
596	A_6010220-Labor NonExm OT	Maintenance of Services	892	$ 22,274	$ 47,451	$ 36,285	$ 34,411	$ 35,160	$ 14,524
597	A_6010230-Labor NonExm NonProd	Maintenance of Services	892	$ 7,714	$ 9,524	$ 38,302	$ 28,093	$ 3,147	$ 10,157
598	A_6010910-Labor OffCycle Bonus	Maintenance of Services	892	$ 16	$ -	$ -	$ 35	$ -	$ -
599	A_6018999-Labor Exp Reclass	Maintenance of Services	892	$ -	$ -	$ -	$ -	$ -	$ -
600	A_6030010-EE ProfDue Subs Fees	Maintenance of Services	892	$ 10	$ -	$ -	$ -	$ -	$ -
601	A_6030040-EE Meals 50% Deduct	Maintenance of Services	892	$ 356	$ 286	$ 1,373	$ 52	$ 371	$ 184
602	A_6030060-EE Shoes Uniforms	Maintenance of Services	892	$ -	$ 25	$ -	$ 16,604	$ 69	$ 562
603	A_6030070-EE Training	Maintenance of Services	892	$ 514	$ 85	$ 295	$ 1,498	$ (246)	$ 54
604	A_6030080-EE Travel Lodging	Maintenance of Services	892	$ -	$ -	$ -	$ -	$ -	$ -
605	A_6030091-EE Apprec and Gifts	Maintenance of Services	892	$ -	$ -	$ 2,484	$ -	$ -	$ -
606	A_6030800-EE Miscellaneous	Maintenance of Services	892	$ -	$ -	$ -	$ -	$ -	$ 389
607	A_6100070-Consultants-Mgmt	Maintenance of Services	892	$ -	$ 584	$ 455	$ -	$ -	$ -
608	A_6100080-Consultants-Other	Maintenance of Services	892	$ 8,669	$ (1,404)	$ 622	$ 1,217	$ 727	$ 2,775
609	A_6100100-Contractor Services	Maintenance of Services	892	$ 11,936	$ 8,174	$ 25,250	$ (101)	$ 12,923	$ 80,962
610	A_6100120-Tool Service/Repair	Maintenance of Services	892	$ -	$ -	$ -	$ 921	$ -	$ -
611	A_6400020-M&S Gen Office	Maintenance of Services	892	$ 45	$ -	$ -	$ -	$ 13	$ -
612	A_6400070-M&S Safety	Maintenance of Services	892	$ -	$ 96	$ -	$ -	$ -	$ -
613	A_6400080-M&S Vehicle Fuel	Maintenance of Services	892	$ -	$ -	$ -	$ -	$ 22	$ -
614	A_6400100-M&S OS Purchases	Maintenance of Services	892	$ 1,791	$ 2,421	$ 3,685	$ 837	$ 3,493	$ 4,156

NMGC Exhibit ECB-5
Page 350 of 596

NEW MEXICO GAS COMPANY, INC.

Operations and Maintenance Summary
Base Period - 12 Months Ending March 31, 2023
Future Test Year - 12 Months Ending September 30, 2025

	A	B	C	P	Q	R	S	T	U
3	Description	Account Name	FERC Acct	Total Company Unadjusted Base Period Ending 3/31/2023	Base Period Adjustments	Adjusted Base Period	Removal of Separately Forecasted Items (To be added back Later)	Remaining Base Period O&M to be Escalated	Escalated Linkage 1 - Results of Pure Escalation of 3.93%
566	A_6030060-EE Shoes Uniforms	Maintenance of Measuring and Regulating Station Equipment	889	$ 10,715	$ -	$ 10,715	$ -	$ 10,715	$ 11,136
567	A_6030070-EE Training	Maintenance of Measuring and Regulating Station Equipment	889	$ 2,868	$ -	$ 2,868	$ -	$ 2,868	$ 2,981
568	A_6030080-EE Travel Lodging	Maintenance of Measuring and Regulating Station Equipment	889	$ 3,407	$ -	$ 3,407	$ -	$ 3,407	$ 3,541
569	A_6030091-EE Apprec and Gifts	Maintenance of Measuring and Regulating Station Equipment	889	$ 2,488	$ -	$ 2,488	$ -	$ 2,488	$ 2,586
570	A_6030800-EE Miscellaneous	Maintenance of Measuring and Regulating Station Equipment	889	$ 8,563	$ -	$ 8,563	$ -	$ 8,563	$ 8,900
571	A_6100070-Consultants-Mgmt	Maintenance of Measuring and Regulating Station Equipment	889	$ 668	$ -	$ 668	$ -	$ 668	$ 694
572	A_6100080-Consultants-Other	Maintenance of Measuring and Regulating Station Equipment	889	$ 1,170	$ -	$ 1,170	$ -	$ 1,170	$ 1,216
573	A_6100100-Contractor Services	Maintenance of Measuring and Regulating Station Equipment	889	$ 113,390	$ -	$ 113,390	$ -	$ 113,390	$ 117,849
574	A_6108999-OutSvc Exp Reclass	Maintenance of Measuring and Regulating Station Equipment	889	$ 2,388	$ -	$ 2,388	$ -	$ 2,388	$ 2,482
575	A_6400020-M&S Gen Office	Maintenance of Measuring and Regulating Station Equipment	889	$ 80	$ -	$ 80	$ -	$ 80	$ 83
576	A_6400070-M&S Safety	Maintenance of Measuring and Regulating Station Equipment	889	$ 16	$ -	$ 16	$ -	$ 16	$ 16
577	A_6400080-M&S Vehicle Fuel	Maintenance of Measuring and Regulating Station Equipment	889	$ 305	$ -	$ 305	$ -	$ 305	$ 317
578	A_6400100-M&S OS Purchases	Maintenance of Measuring and Regulating Station Equipment	889	$ 212,189	$ -	$ 212,189	$ -	$ 212,189	$ 220,532
579	A_6400500-M&S Parts	Maintenance of Measuring and Regulating Station Equipment	889	$ 1,210	$ -	$ 1,210	$ -	$ 1,210	$ 1,257
580	A_6400510-M&S Small Tools	Maintenance of Measuring and Regulating Station Equipment	889	$ 7,116	$ -	$ 7,116	$ -	$ 7,116	$ 7,396
581	A_6408999-M&S Exp Reclass	Maintenance of Measuring and Regulating Station Equipment	889	$ 1,574	$ -	$ 1,574	$ -	$ 1,574	$ 1,636
582	A_6401000-M&S Inven Issue	Maintenance of Measuring and Regulating Station Equipment	889	$ 110,680	$ -	$ 110,680	$ -	$ 110,680	$ 115,032
583	A_6720020-LTLease-NonOffEquip	Maintenance of Measuring and Regulating Station Equipment	889	$ 3,195	$ -	$ 3,195	$ -	$ 3,195	$ 3,321
584	A_6730800-Utilities-Other	Maintenance of Measuring and Regulating Station Equipment	889	$ 223	$ -	$ 223	$ -	$ 223	$ 232
585	A_6790199-Fees-Miscellaneous	Maintenance of Measuring and Regulating Station Equipment	889	$ 9,280	$ -	$ 9,280	$ -	$ 9,280	$ 9,645
586	A_6790210-Permitting	Maintenance of Measuring and Regulating Station Equipment	889	$ 223	$ -	$ 223	$ -	$ 223	$ 232
587	A_6790230-Postage Ship Courier	Maintenance of Measuring and Regulating Station Equipment	889	$ 3,534	$ -	$ 3,534	$ -	$ 3,534	$ 3,673
588	A_6790320-Fleet Allocation	Maintenance of Measuring and Regulating Station Equipment	889	$ 132,958	$ -	$ 132,958	$ -	$ 132,958	$ 138,186
589	A_6790321-Stores Allocation	Maintenance of Measuring and Regulating Station Equipment	889	$ 18,935	$ -	$ 18,935	$ -	$ 18,935	$ 19,680
590	A_6790322-Small Tools Alloc	Maintenance of Measuring and Regulating Station Equipment	889	$ 9,882	$ -	$ 9,882	$ -	$ 9,882	$ 10,271
591	A_6010000-1001/A6010000	Maintenance of Services	892	$ 865	$ 48	$ 913	$ (913)	$ -	$ -
592	A_6010010-1001/R6010000	Maintenance of Services	892	$ (536)	$ (29)	$ (566)	$ 566	$ -	$ -
593	A_6010110-Labor Exempt ST	Maintenance of Services	892	$ 181,476	$ 24,481	$ 205,957	$ (205,957)	$ -	$ -
594	A_6010130-Labor Exempt NonProd	Maintenance of Services	892	$ 49,000	$ 2,694	$ 51,694	$ (51,694)	$ -	$ -
595	A_6010210-Labor NonExm ST	Maintenance of Services	892	$ 890,911	$ 120,185	$ 1,011,096	$ (1,011,096)	$ -	$ -
596	A_6010220-Labor NonExm OT	Maintenance of Services	892	$ 302,099	$ (48,231)	$ 253,868	$ (253,868)	$ -	$ -
597	A_6010230-Labor NonExm NonProd	Maintenance of Services	892	$ 176,722	$ 9,717	$ 186,439	$ (186,439)	$ -	$ -
598	A_6010910-Labor OffCycle Bonus	Maintenance of Services	892	$ 155	$ 9	$ 164	$ (164)	$ -	$ -
599	A_6018999-Labor Exp Reclass	Maintenance of Services	892	$ (45)	$ (2)	$ (47)	$ 47	$ -	$ -
600	A_6030010-EE ProfDue Subs Fees	Maintenance of Services	892	$ 10	$ -	$ 10	$ -	$ 10	$ 10
601	A_6030040-EE Meals 50% Deduct	Maintenance of Services	892	$ 4,108	$ -	$ 4,108	$ -	$ 4,108	$ 4,269
602	A_6030060-EE Shoes Uniforms	Maintenance of Services	892	$ 19,467	$ -	$ 19,467	$ -	$ 19,467	$ 20,233
603	A_6030070-EE Training	Maintenance of Services	892	$ 3,109	$ -	$ 3,109	$ -	$ 3,109	$ 3,231
604	A_6030080-EE Travel Lodging	Maintenance of Services	892	$ 78	$ -	$ 78	$ -	$ 78	$ 81
605	A_6030091-EE Apprec and Gifts	Maintenance of Services	892	$ 2,488	$ -	$ 2,488	$ -	$ 2,488	$ 2,586
606	A_6030800-EE Miscellaneous	Maintenance of Services	892	$ 1,837	$ -	$ 1,837	$ -	$ 1,837	$ 1,909
607	A_6100070-Consultants-Mgmt	Maintenance of Services	892	$ 1,048	$ -	$ 1,048	$ -	$ 1,048	$ 1,089
608	A_6100080-Consultants-Other	Maintenance of Services	892	$ 23,129	$ -	$ 23,129	$ -	$ 23,129	$ 24,038
609	A_6100100-Contractor Services	Maintenance of Services	892	$ 218,302	$ -	$ 218,302	$ -	$ 218,302	$ 226,886
610	A_6100120-Tool Service/Repair	Maintenance of Services	892	$ 921	$ -	$ 921	$ -	$ 921	$ 957
611	A_6400020-M&S Gen Office	Maintenance of Services	892	$ 97	$ -	$ 97	$ -	$ 97	$ 101
612	A_6400070-M&S Safety	Maintenance of Services	892	$ 148	$ -	$ 148	$ -	$ 148	$ 153
613	A_6400080-M&S Vehicle Fuel	Maintenance of Services	892	$ 22	$ -	$ 22	$ -	$ 22	$ 22
614	A_6400100-M&S OS Purchases	Maintenance of Services	892	$ 33,919	$ -	$ 33,919	$ -	$ 33,919	$ 35,252

NMGC Exhibit ECB-5
Page 351 of 596

NEW MEXICO GAS COMPANY, INC.

Operations and Maintenance Summary
Base Period - 12 Months Ending March 31, 2023
Future Test Year - 12 Months Ending September 30, 2025

	A	B	C	V	W	X	Y	Z	AA
3	Description	Account Name	FERC Acct	Total Linkage 1 Period Separately Forecasted Items	4/30/2023	5/31/2023	6/30/2023	7/31/2023	8/31/2023
566	A_6030060-EE Shoes Uniforms	Maintenance of Measuring and Regulating Station Equipment	889	$ -	$ 928	$ 928	$ 928	$ 928	$ 928
567	A_6030070-EE Training	Maintenance of Measuring and Regulating Station Equipment	889	$ -	$ 248	$ 248	$ 248	$ 248	$ 248
568	A_6030080-EE Travel Lodging	Maintenance of Measuring and Regulating Station Equipment	889	$ -	$ 295	$ 295	$ 295	$ 295	$ 295
569	A_6030091-EE Apprec and Gifts	Maintenance of Measuring and Regulating Station Equipment	889	$ -	$ 215	$ 215	$ 215	$ 215	$ 215
570	A_6030800-EE Miscellaneous	Maintenance of Measuring and Regulating Station Equipment	889	$ -	$ 742	$ 742	$ 742	$ 742	$ 742
571	A_6100070-Consultants-Mgmt	Maintenance of Measuring and Regulating Station Equipment	889	$ -	$ 58	$ 58	$ 58	$ 58	$ 58
572	A_6100080-Consultants-Other	Maintenance of Measuring and Regulating Station Equipment	889	$ -	$ 101	$ 101	$ 101	$ 101	$ 101
573	A_6100100-Contractor Services	Maintenance of Measuring and Regulating Station Equipment	889	$ -	$ 9,821	$ 9,821	$ 9,821	$ 9,821	$ 9,821
574	A_6108999-OutSvc Exp Reclass	Maintenance of Measuring and Regulating Station Equipment	889	$ -	$ 207	$ 207	$ 207	$ 207	$ 207
575	A_6400020-M&S Gen Office	Maintenance of Measuring and Regulating Station Equipment	889	$ -	$ 7	$ 7	$ 7	$ 7	$ 7
576	A_6400070-M&S Safety	Maintenance of Measuring and Regulating Station Equipment	889	$ -	$ 1	$ 1	$ 1	$ 1	$ 1
577	A_6400080-M&S Vehicle Fuel	Maintenance of Measuring and Regulating Station Equipment	889	$ -	$ 26	$ 26	$ 26	$ 26	$ 26
578	A_6400100-M&S OS Purchases	Maintenance of Measuring and Regulating Station Equipment	889	$ -	$ 18,378	$ 18,378	$ 18,378	$ 18,378	$ 18,378
579	A_6400500-M&S Parts	Maintenance of Measuring and Regulating Station Equipment	889	$ -	$ 105	$ 105	$ 105	$ 105	$ 105
580	A_6400510-M&S Small Tools	Maintenance of Measuring and Regulating Station Equipment	889	$ -	$ 616	$ 616	$ 616	$ 616	$ 616
581	A_6408999-M&S Exp Reclass	Maintenance of Measuring and Regulating Station Equipment	889	$ -	$ 136	$ 136	$ 136	$ 136	$ 136
582	A_6401000-M&S Inven Issue	Maintenance of Measuring and Regulating Station Equipment	889	$ -	$ 9,586	$ 9,586	$ 9,586	$ 9,586	$ 9,586
583	A_6720020-LTLease-NonOffEquip	Maintenance of Measuring and Regulating Station Equipment	889	$ -	$ 277	$ 277	$ 277	$ 277	$ 277
584	A_6730800-Utilities-Other	Maintenance of Measuring and Regulating Station Equipment	889	$ -	$ 19	$ 19	$ 19	$ 19	$ 19
585	A_6790199-Fees-Miscellaneous	Maintenance of Measuring and Regulating Station Equipment	889	$ -	$ 804	$ 804	$ 804	$ 804	$ 804
586	A_6790210-Permitting	Maintenance of Measuring and Regulating Station Equipment	889	$ -	$ 19	$ 19	$ 19	$ 19	$ 19
587	A_6790230-Postage Ship Courier	Maintenance of Measuring and Regulating Station Equipment	889	$ -	$ 306	$ 306	$ 306	$ 306	$ 306
588	A_6790320-Fleet Allocation	Maintenance of Measuring and Regulating Station Equipment	889	$ -	$ 11,516	$ 11,516	$ 11,516	$ 11,516	$ 11,516
589	A_6790321-Stores Allocation	Maintenance of Measuring and Regulating Station Equipment	889	$ -	$ 1,640	$ 1,640	$ 1,640	$ 1,640	$ 1,640
590	A_6790322-Small Tools Alloc	Maintenance of Measuring and Regulating Station Equipment	889	$ -	$ 856	$ 856	$ 856	$ 856	$ 856
591	A_6010000-1001/A6010000	Maintenance of Services	892	$ 929	$ 77	$ 77	$ 77	$ 77	$ 77
592	A_6010010-1001/R6010000	Maintenance of Services	892	$ (576)	$ (48)	$ (48)	$ (48)	$ (48)	$ (48)
593	A_6010110-Labor Exempt ST	Maintenance of Services	892	$ 209,562	$ 17,463	$ 17,463	$ 17,463	$ 17,463	$ 17,463
594	A_6010130-Labor Exempt NonProd	Maintenance of Services	892	$ 52,599	$ 4,383	$ 4,383	$ 4,383	$ 4,383	$ 4,383
595	A_6010210-Labor NonExm ST	Maintenance of Services	892	$ 1,028,790	$ 85,732	$ 85,732	$ 85,732	$ 85,732	$ 85,732
596	A_6010220-Labor NonExm OT	Maintenance of Services	892	$ 258,311	$ 21,526	$ 21,526	$ 21,526	$ 21,526	$ 21,526
597	A_6010230-Labor NonExm NonProd	Maintenance of Services	892	$ 189,702	$ 15,809	$ 15,809	$ 15,809	$ 15,809	$ 15,809
598	A_6010910-Labor OffCycle Bonus	Maintenance of Services	892	$ 167	$ 14	$ 14	$ 14	$ 14	$ 14
599	A_6018999-Labor Exp Reclass	Maintenance of Services	892	$ (48)	$ (4)	$ (4)	$ (4)	$ (4)	$ (4)
600	A_6030010-EE ProfDue Subs Fees	Maintenance of Services	892	$ -	$ 1	$ 1	$ 1	$ 1	$ 1
601	A_6030040-EE Meals 50% Deduct	Maintenance of Services	892	$ -	$ 356	$ 356	$ 356	$ 356	$ 356
602	A_6030060-EE Shoes Uniforms	Maintenance of Services	892	$ -	$ 1,686	$ 1,686	$ 1,686	$ 1,686	$ 1,686
603	A_6030070-EE Training	Maintenance of Services	892	$ -	$ 269	$ 269	$ 269	$ 269	$ 269
604	A_6030080-EE Travel Lodging	Maintenance of Services	892	$ -	$ 7	$ 7	$ 7	$ 7	$ 7
605	A_6030091-EE Apprec and Gifts	Maintenance of Services	892	$ -	$ 216	$ 216	$ 216	$ 216	$ 216
606	A_6030800-EE Miscellaneous	Maintenance of Services	892	$ -	$ 159	$ 159	$ 159	$ 159	$ 159
607	A_6100070-Consultants-Mgmt	Maintenance of Services	892	$ -	$ 91	$ 91	$ 91	$ 91	$ 91
608	A_6100080-Consultants-Other	Maintenance of Services	892	$ -	$ 2,003	$ 2,003	$ 2,003	$ 2,003	$ 2,003
609	A_6100100-Contractor Services	Maintenance of Services	892	$ -	$ 18,907	$ 18,907	$ 18,907	$ 18,907	$ 18,907
610	A_6100120-Tool Service/Repair	Maintenance of Services	892	$ -	$ 80	$ 80	$ 80	$ 80	$ 80
611	A_6400020-M&S Gen Office	Maintenance of Services	892	$ -	$ 8	$ 8	$ 8	$ 8	$ 8
612	A_6400070-M&S Safety	Maintenance of Services	892	$ -	$ 13	$ 13	$ 13	$ 13	$ 13
613	A_6400080-M&S Vehicle Fuel	Maintenance of Services	892	$ -	$ 2	$ 2	$ 2	$ 2	$ 2
614	A_6400100-M&S OS Purchases	Maintenance of Services	892	$ -	$ 2,938	$ 2,938	$ 2,938	$ 2,938	$ 2,938

NMGC Exhibit ECB-5
Page 352 of 596

NEW MEXICO GAS COMPANY, INC.

Operations and Maintenance Summary
Base Period - 12 Months Ending March 31, 2023
Future Test Year - 12 Months Ending September 30, 2025

	A	B	C	AB	AC	AD	AE	AF	AG
3	Description	Account Name	FERC Acct	9/30/2023	10/31/2023	11/30/2023	12/31/2023	1/31/2024	2/29/2024
566	A_6030060-EE Shoes Uniforms	Maintenance of Measuring and Regulating Station Equipment	889	$ 928	$ 928	$ 928	$ 928	$ 928	$ 928
567	A_6030070-EE Training	Maintenance of Measuring and Regulating Station Equipment	889	$ 248	$ 248	$ 248	$ 248	$ 248	$ 248
568	A_6030080-EE Travel Lodging	Maintenance of Measuring and Regulating Station Equipment	889	$ 295	$ 295	$ 295	$ 295	$ 295	$ 295
569	A_6030091-EE Apprec and Gifts	Maintenance of Measuring and Regulating Station Equipment	889	$ 215	$ 215	$ 215	$ 215	$ 215	$ 215
570	A_6030800-EE Miscellaneous	Maintenance of Measuring and Regulating Station Equipment	889	$ 742	$ 742	$ 742	$ 742	$ 742	$ 742
571	A_6100070-Consultants-Mgmt	Maintenance of Measuring and Regulating Station Equipment	889	$ 58	$ 58	$ 58	$ 58	$ 58	$ 58
572	A_6100080-Consultants-Other	Maintenance of Measuring and Regulating Station Equipment	889	$ 101	$ 101	$ 101	$ 101	$ 101	$ 101
573	A_6100100-Contractor Services	Maintenance of Measuring and Regulating Station Equipment	889	$ 9,821	$ 9,821	$ 9,821	$ 9,821	$ 9,821	$ 9,821
574	A_6108999-OutSvc Exp Reclass	Maintenance of Measuring and Regulating Station Equipment	889	$ 207	$ 207	$ 207	$ 207	$ 207	$ 207
575	A_6400020-M&S Gen Office	Maintenance of Measuring and Regulating Station Equipment	889	$ 7	$ 7	$ 7	$ 7	$ 7	$ 7
576	A_6400070-M&S Safety	Maintenance of Measuring and Regulating Station Equipment	889	$ 1	$ 1	$ 1	$ 1	$ 1	$ 1
577	A_6400080-M&S Vehicle Fuel	Maintenance of Measuring and Regulating Station Equipment	889	$ 26	$ 26	$ 26	$ 26	$ 26	$ 26
578	A_6400100-M&S OS Purchases	Maintenance of Measuring and Regulating Station Equipment	889	$ 18,378	$ 18,378	$ 18,378	$ 18,378	$ 18,378	$ 18,378
579	A_6400500-M&S Parts	Maintenance of Measuring and Regulating Station Equipment	889	$ 105	$ 105	$ 105	$ 105	$ 105	$ 105
580	A_6400510-M&S Small Tools	Maintenance of Measuring and Regulating Station Equipment	889	$ 616	$ 616	$ 616	$ 616	$ 616	$ 616
581	A_6408999-M&S Exp Reclass	Maintenance of Measuring and Regulating Station Equipment	889	$ 136	$ 136	$ 136	$ 136	$ 136	$ 136
582	A_6401000-M&S Inven Issue	Maintenance of Measuring and Regulating Station Equipment	889	$ 9,586	$ 9,586	$ 9,586	$ 9,586	$ 9,586	$ 9,586
583	A_6720020-LTLease-NonOffEquip	Maintenance of Measuring and Regulating Station Equipment	889	$ 277	$ 277	$ 277	$ 277	$ 277	$ 277
584	A_6730800-Utilities-Other	Maintenance of Measuring and Regulating Station Equipment	889	$ 19	$ 19	$ 19	$ 19	$ 19	$ 19
585	A_6790199-Fees-Miscellaneous	Maintenance of Measuring and Regulating Station Equipment	889	$ 804	$ 804	$ 804	$ 804	$ 804	$ 804
586	A_6790210-Permitting	Maintenance of Measuring and Regulating Station Equipment	889	$ 19	$ 19	$ 19	$ 19	$ 19	$ 19
587	A_6790230-Postage Ship Courier	Maintenance of Measuring and Regulating Station Equipment	889	$ 306	$ 306	$ 306	$ 306	$ 306	$ 306
588	A_6790320-Fleet Allocation	Maintenance of Measuring and Regulating Station Equipment	889	$ 11,516	$ 11,516	$ 11,516	$ 11,516	$ 11,516	$ 11,516
589	A_6790321-Stores Allocation	Maintenance of Measuring and Regulating Station Equipment	889	$ 1,640	$ 1,640	$ 1,640	$ 1,640	$ 1,640	$ 1,640
590	A_6790322-Small Tools Alloc	Maintenance of Measuring and Regulating Station Equipment	889	$ 856	$ 856	$ 856	$ 856	$ 856	$ 856
591	A_6010000-1001/A6010000	Maintenance of Services	892	$ 77	$ 77	$ 77	$ 77	$ 77	$ 77
592	A_6010010-1001/R6010000	Maintenance of Services	892	$ (48)	$ (48)	$ (48)	$ (48)	$ (48)	$ (48)
593	A_6010110-Labor Exempt ST	Maintenance of Services	892	$ 17,463	$ 17,463	$ 17,463	$ 17,463	$ 17,463	$ 17,463
594	A_6010130-Labor Exempt NonProd	Maintenance of Services	892	$ 4,383	$ 4,383	$ 4,383	$ 4,383	$ 4,383	$ 4,383
595	A_6010210-Labor NonExm ST	Maintenance of Services	892	$ 85,732	$ 85,732	$ 85,732	$ 85,732	$ 85,732	$ 85,732
596	A_6010220-Labor NonExm OT	Maintenance of Services	892	$ 21,526	$ 21,526	$ 21,526	$ 21,526	$ 21,526	$ 21,526
597	A_6010230-Labor NonExm NonProd	Maintenance of Services	892	$ 15,809	$ 15,809	$ 15,809	$ 15,809	$ 15,809	$ 15,809
598	A_6010910-Labor OffCycle Bonus	Maintenance of Services	892	$ 14	$ 14	$ 14	$ 14	$ 14	$ 14
599	A_6018999-Labor Exp Reclass	Maintenance of Services	892	$ (4)	$ (4)	$ (4)	$ (4)	$ (4)	$ (4)
600	A_6030010-EE ProfDue Subs Fees	Maintenance of Services	892	$ 1	$ 1	$ 1	$ 1	$ 1	$ 1
601	A_6030040-EE Meals 50% Deduct	Maintenance of Services	892	$ 356	$ 356	$ 356	$ 356	$ 356	$ 356
602	A_6030060-EE Shoes Uniforms	Maintenance of Services	892	$ 1,686	$ 1,686	$ 1,686	$ 1,686	$ 1,686	$ 1,686
603	A_6030070-EE Training	Maintenance of Services	892	$ 269	$ 269	$ 269	$ 269	$ 269	$ 269
604	A_6030080-EE Travel Lodging	Maintenance of Services	892	$ 7	$ 7	$ 7	$ 7	$ 7	$ 7
605	A_6030091-EE Apprec and Gifts	Maintenance of Services	892	$ 216	$ 216	$ 216	$ 216	$ 216	$ 216
606	A_6030800-EE Miscellaneous	Maintenance of Services	892	$ 159	$ 159	$ 159	$ 159	$ 159	$ 159
607	A_6100070-Consultants-Mgmt	Maintenance of Services	892	$ 91	$ 91	$ 91	$ 91	$ 91	$ 91
608	A_6100080-Consultants-Other	Maintenance of Services	892	$ 2,003	$ 2,003	$ 2,003	$ 2,003	$ 2,003	$ 2,003
609	A_6100100-Contractor Services	Maintenance of Services	892	$ 18,907	$ 18,907	$ 18,907	$ 18,907	$ 18,907	$ 18,907
610	A_6100120-Tool Service/Repair	Maintenance of Services	892	$ 80	$ 80	$ 80	$ 80	$ 80	$ 80
611	A_6400020-M&S Gen Office	Maintenance of Services	892	$ 8	$ 8	$ 8	$ 8	$ 8	$ 8
612	A_6400070-M&S Safety	Maintenance of Services	892	$ 13	$ 13	$ 13	$ 13	$ 13	$ 13
613	A_6400080-M&S Vehicle Fuel	Maintenance of Services	892	$ 2	$ 2	$ 2	$ 2	$ 2	$ 2
614	A_6400100-M&S OS Purchases	Maintenance of Services	892	$ 2,938	$ 2,938	$ 2,938	$ 2,938	$ 2,938	$ 2,938

NMGC Exhibit ECB-5
Page 353 of 596

Sponsored by NMGC Witness Erik C. Buchanan

630 Schedule H-1.2 BaseLink 1 2

NEW MEXICO GAS COMPANY, INC.

Operations and Maintenance Summary
Base Period - 12 Months Ending March 31, 2023
Future Test Year - 12 Months Ending September 30, 2025

	A	B	C	AH	AI	AJ	AK	AL	AM
3	Description	Account Name	FERC Acct	3/31/2024	Linkage 1 Ending 3/31/2024	Escalated Linkage 2 - Results of Pure Escalation of 1.62%	Total Linkage 2 Period Separately Forecasted Items	4/1/2024	5/1/2024
566	A_6030060-EE Shoes Uniforms	Maintenance of Measuring and Regulating Station Equipment	889	$ 928	$ 11,136	$ 11,317	$ -	$ 958	$ 958
567	A_6030070-EE Training	Maintenance of Measuring and Regulating Station Equipment	889	$ 248	$ 2,981	$ 3,029	$ -	$ 256	$ 256
568	A_6030080-EE Travel Lodging	Maintenance of Measuring and Regulating Station Equipment	889	$ 295	$ 3,541	$ 3,599	$ -	$ 305	$ 305
569	A_6030091-EE Apprec and Gifts	Maintenance of Measuring and Regulating Station Equipment	889	$ 215	$ 2,586	$ 2,628	$ -	$ 222	$ 222
570	A_6030800-EE Miscellaneous	Maintenance of Measuring and Regulating Station Equipment	889	$ 742	$ 8,900	$ 9,044	$ -	$ 766	$ 766
571	A_6100070-Consultants-Mgmt	Maintenance of Measuring and Regulating Station Equipment	889	$ 58	$ 694	$ 705	$ -	$ 60	$ 60
572	A_6100080-Consultants-Other	Maintenance of Measuring and Regulating Station Equipment	889	$ 101	$ 1,216	$ 1,236	$ -	$ 105	$ 105
573	A_6100100-Contractor Services	Maintenance of Measuring and Regulating Station Equipment	889	$ 9,821	$ 117,849	$ 119,761	$ -	$ 10,140	$ 10,140
574	A_6108999-OutSvc Exp Reclass	Maintenance of Measuring and Regulating Station Equipment	889	$ 207	$ 2,482	$ 2,523	$ -	$ 214	$ 214
575	A_6400020-M&S Gen Office	Maintenance of Measuring and Regulating Station Equipment	889	$ 7	$ 83	$ 84	$ -	$ 7	$ 7
576	A_6400070-M&S Safety	Maintenance of Measuring and Regulating Station Equipment	889	$ 1	$ 16	$ 16	$ -	$ 1	$ 1
577	A_6400080-M&S Vehicle Fuel	Maintenance of Measuring and Regulating Station Equipment	889	$ 26	$ 317	$ 322	$ -	$ 27	$ 27
578	A_6400100-M&S OS Purchases	Maintenance of Measuring and Regulating Station Equipment	889	$ 18,378	$ 220,532	$ 224,111	$ -	$ 18,974	$ 18,974
579	A_6400500-M&S Parts	Maintenance of Measuring and Regulating Station Equipment	889	$ 105	$ 1,257	$ 1,278	$ -	$ 108	$ 108
580	A_6400510-M&S Small Tools	Maintenance of Measuring and Regulating Station Equipment	889	$ 616	$ 7,396	$ 7,516	$ -	$ 636	$ 636
581	A_6408999-M&S Exp Reclass	Maintenance of Measuring and Regulating Station Equipment	889	$ 136	$ 1,636	$ 1,662	$ -	$ 141	$ 141
582	A_6401000-M&S Inven Issue	Maintenance of Measuring and Regulating Station Equipment	889	$ 9,586	$ 115,032	$ 116,899	$ -	$ 9,897	$ 9,897
583	A_6720020-LTLease-NonOffEquip	Maintenance of Measuring and Regulating Station Equipment	889	$ 277	$ 3,321	$ 3,374	$ -	$ 286	$ 286
584	A_6730800-Utilities-Other	Maintenance of Measuring and Regulating Station Equipment	889	$ 19	$ 232	$ 236	$ -	$ 20	$ 20
585	A_6790199-Fees-Miscellaneous	Maintenance of Measuring and Regulating Station Equipment	889	$ 804	$ 9,645	$ 9,802	$ -	$ 830	$ 830
586	A_6790210-Permitting	Maintenance of Measuring and Regulating Station Equipment	889	$ 19	$ 232	$ 236	$ -	$ 20	$ 20
587	A_6790230-Postage Ship Courier	Maintenance of Measuring and Regulating Station Equipment	889	$ 306	$ 3,673	$ 3,732	$ -	$ 316	$ 316
588	A_6790320-Fleet Allocation	Maintenance of Measuring and Regulating Station Equipment	889	$ 11,516	$ 138,186	$ 140,429	$ -	$ 11,889	$ 11,889
589	A_6790321-Stores Allocation	Maintenance of Measuring and Regulating Station Equipment	889	$ 1,640	$ 19,680	$ 19,999	$ -	$ 1,693	$ 1,693
590	A_6790322-Small Tools Alloc	Maintenance of Measuring and Regulating Station Equipment	889	$ 856	$ 10,271	$ 10,438	$ -	$ 884	$ 884
591	A_6010000-1001/A6010000	Maintenance of Services	892	$ 77	$ 929	$ -	$ 944	$ 80	$ 80
592	A_6010010-1001/R6010000	Maintenance of Services	892	$ (48)	$ (576)	$ -	$ (586)	$ (50)	$ (50)
593	A_6010110-Labor Exempt ST	Maintenance of Services	892	$ 17,463	$ 209,562	$ -	$ 213,166	$ 18,064	$ 18,064
594	A_6010130-Labor Exempt NonProd	Maintenance of Services	892	$ 4,383	$ 52,599	$ -	$ 53,503	$ 4,534	$ 4,534
595	A_6010210-Labor NonExm ST	Maintenance of Services	892	$ 85,732	$ 1,028,790	$ -	$ 1,046,484	$ 88,682	$ 88,682
596	A_6010220-Labor NonExm OT	Maintenance of Services	892	$ 21,526	$ 258,311	$ -	$ 262,753	$ 22,266	$ 22,266
597	A_6010230-Labor NonExm NonProd	Maintenance of Services	892	$ 15,809	$ 189,702	$ -	$ 192,965	$ 16,352	$ 16,352
598	A_6010910-Labor OffCycle Bonus	Maintenance of Services	892	$ 14	$ 167	$ -	$ 170	$ 14	$ 14
599	A_6018999-Labor Exp Reclass	Maintenance of Services	892	$ (4)	$ (48)	$ -	$ (49)	$ (4)	$ (4)
600	A_6030010-EE ProfDue Subs Fees	Maintenance of Services	892	$ 1	$ 10	$ 11	$ -	$ 1	$ 1
601	A_6030040-EE Meals 50% Deduct	Maintenance of Services	892	$ 356	$ 4,269	$ 4,339	$ -	$ 367	$ 367
602	A_6030060-EE Shoes Uniforms	Maintenance of Services	892	$ 1,686	$ 20,233	$ 20,561	$ -	$ 1,741	$ 1,741
603	A_6030070-EE Training	Maintenance of Services	892	$ 269	$ 3,231	$ 3,283	$ -	$ 278	$ 278
604	A_6030080-EE Travel Lodging	Maintenance of Services	892	$ 7	$ 81	$ 82	$ -	$ 7	$ 7
605	A_6030091-EE Apprec and Gifts	Maintenance of Services	892	$ 216	$ 2,586	$ 2,628	$ -	$ 223	$ 223
606	A_6030800-EE Miscellaneous	Maintenance of Services	892	$ 159	$ 1,909	$ 1,940	$ -	$ 164	$ 164
607	A_6100070-Consultants-Mgmt	Maintenance of Services	892	$ 91	$ 1,089	$ 1,107	$ -	$ 94	$ 94
608	A_6100080-Consultants-Other	Maintenance of Services	892	$ 2,003	$ 24,038	$ 24,428	$ -	$ 2,068	$ 2,068
609	A_6100100-Contractor Services	Maintenance of Services	892	$ 18,907	$ 226,886	$ 230,569	$ -	$ 19,521	$ 19,521
610	A_6100120-Tool Service/Repair	Maintenance of Services	892	$ 80	$ 957	$ 972	$ -	$ 82	$ 82
611	A_6400020-M&S Gen Office	Maintenance of Services	892	$ 8	$ 101	$ 102	$ -	$ 9	$ 9
612	A_6400070-M&S Safety	Maintenance of Services	892	$ 13	$ 153	$ 156	$ -	$ 13	$ 13
613	A_6400080-M&S Vehicle Fuel	Maintenance of Services	892	$ 2	$ 22	$ 23	$ -	$ 2	$ 2
614	A_6400100-M&S OS Purchases	Maintenance of Services	892	$ 2,938	$ 35,252	$ 35,824	$ -	$ 3,033	$ 3,033

NMGC Exhibit ECB-5
Page 354 of 596

NEW MEXICO GAS COMPANY, INC.

Operations and Maintenance Summary
Base Period - 12 Months Ending March 31, 2023
Future Test Year - 12 Months Ending September 30, 2025

	A	B	C	AN	AO	AP	AQ	AR
3	Description	Account Name	FERC Acct	6/1/2024	7/1/2024	8/1/2024	9/1/2024	Linkage 2 Ending 9/30/2024
566	A_6030060-EE Shoes Uniforms	Maintenance of Measuring and Regulating Station Equipment	889	$ 958	$ 958	$ 958	$ 958	$ 11,317
567	A_6030070-EE Training	Maintenance of Measuring and Regulating Station Equipment	889	$ 256	$ 256	$ 256	$ 256	$ 3,029
568	A_6030080-EE Travel Lodging	Maintenance of Measuring and Regulating Station Equipment	889	$ 305	$ 305	$ 305	$ 305	$ 3,599
569	A_6030091-EE Apprec and Gifts	Maintenance of Measuring and Regulating Station Equipment	889	$ 222	$ 222	$ 222	$ 222	$ 2,628
570	A_6030800-EE Miscellaneous	Maintenance of Measuring and Regulating Station Equipment	889	$ 766	$ 766	$ 766	$ 766	$ 9,044
571	A_6100070-Consultants-Mgmt	Maintenance of Measuring and Regulating Station Equipment	889	$ 60	$ 60	$ 60	$ 60	$ 705
572	A_6100080-Consultants-Other	Maintenance of Measuring and Regulating Station Equipment	889	$ 105	$ 105	$ 105	$ 105	$ 1,236
573	A_6100100-Contractor Services	Maintenance of Measuring and Regulating Station Equipment	889	$ 10,140	$ 10,140	$ 10,140	$ 10,140	$ 119,761
574	A_6108999-OutSvc Exp Reclass	Maintenance of Measuring and Regulating Station Equipment	889	$ 214	$ 214	$ 214	$ 214	$ 2,523
575	A_6400020-M&S Gen Office	Maintenance of Measuring and Regulating Station Equipment	889	$ 7	$ 7	$ 7	$ 7	$ 84
576	A_6400070-M&S Safety	Maintenance of Measuring and Regulating Station Equipment	889	$ 1	$ 1	$ 1	$ 1	$ 16
577	A_6400080-M&S Vehicle Fuel	Maintenance of Measuring and Regulating Station Equipment	889	$ 27	$ 27	$ 27	$ 27	$ 322
578	A_6400100-M&S OS Purchases	Maintenance of Measuring and Regulating Station Equipment	889	$ 18,974	$ 18,974	$ 18,974	$ 18,974	$ 224,111
579	A_6400500-M&S Parts	Maintenance of Measuring and Regulating Station Equipment	889	$ 108	$ 108	$ 108	$ 108	$ 1,278
580	A_6400510-M&S Small Tools	Maintenance of Measuring and Regulating Station Equipment	889	$ 636	$ 636	$ 636	$ 636	$ 7,516
581	A_6408999-M&S Exp Reclass	Maintenance of Measuring and Regulating Station Equipment	889	$ 141	$ 141	$ 141	$ 141	$ 1,662
582	A_6401000-M&S Inven Issue	Maintenance of Measuring and Regulating Station Equipment	889	$ 9,897	$ 9,897	$ 9,897	$ 9,897	$ 116,899
583	A_6720020-LTLease-NonOffEquip	Maintenance of Measuring and Regulating Station Equipment	889	$ 286	$ 286	$ 286	$ 286	$ 3,374
584	A_6730800-Utilities-Other	Maintenance of Measuring and Regulating Station Equipment	889	$ 20	$ 20	$ 20	$ 20	$ 236
585	A_6790199-Fees-Miscellaneous	Maintenance of Measuring and Regulating Station Equipment	889	$ 830	$ 830	$ 830	$ 830	$ 9,802
586	A_6790210-Permitting	Maintenance of Measuring and Regulating Station Equipment	889	$ 20	$ 20	$ 20	$ 20	$ 236
587	A_6790230-Postage Ship Courier	Maintenance of Measuring and Regulating Station Equipment	889	$ 316	$ 316	$ 316	$ 316	$ 3,732
588	A_6790320-Fleet Allocation	Maintenance of Measuring and Regulating Station Equipment	889	$ 11,889	$ 11,889	$ 11,889	$ 11,889	$ 140,429
589	A_6790321-Stores Allocation	Maintenance of Measuring and Regulating Station Equipment	889	$ 1,693	$ 1,693	$ 1,693	$ 1,693	$ 19,999
590	A_6790322-Small Tools Alloc	Maintenance of Measuring and Regulating Station Equipment	889	$ 884	$ 884	$ 884	$ 884	$ 10,438
591	A_6010000-1001/A6010000	Maintenance of Services	892	$ 80	$ 80	$ 80	$ 80	$ 944
592	A_6010010-1001/R6010000	Maintenance of Services	892	$ (50)	$ (50)	$ (50)	$ (50)	$ (586)
593	A_6010110-Labor Exempt ST	Maintenance of Services	892	$ 18,064	$ 18,064	$ 18,064	$ 18,064	$ 213,166
594	A_6010130-Labor Exempt NonProd	Maintenance of Services	892	$ 4,534	$ 4,534	$ 4,534	$ 4,534	$ 53,503
595	A_6010210-Labor NonExm ST	Maintenance of Services	892	$ 88,682	$ 88,682	$ 88,682	$ 88,682	$ 1,046,484
596	A_6010220-Labor NonExm OT	Maintenance of Services	892	$ 22,266	$ 22,266	$ 22,266	$ 22,266	$ 262,753
597	A_6010230-Labor NonExm NonProd	Maintenance of Services	892	$ 16,352	$ 16,352	$ 16,352	$ 16,352	$ 192,965
598	A_6010910-Labor OffCycle Bonus	Maintenance of Services	892	$ 14	$ 14	$ 14	$ 14	$ 170
599	A_6018999-Labor Exp Reclass	Maintenance of Services	892	$ (4)	$ (4)	$ (4)	$ (4)	$ (49)
600	A_6030010-EE ProfDue Subs Fees	Maintenance of Services	892	$ 1	$ 1	$ 1	$ 1	$ 11
601	A_6030040-EE Meals 50% Deduct	Maintenance of Services	892	$ 367	$ 367	$ 367	$ 367	$ 4,339
602	A_6030060-EE Shoes Uniforms	Maintenance of Services	892	$ 1,741	$ 1,741	$ 1,741	$ 1,741	$ 20,561
603	A_6030070-EE Training	Maintenance of Services	892	$ 278	$ 278	$ 278	$ 278	$ 3,283
604	A_6030080-EE Travel Lodging	Maintenance of Services	892	$ 7	$ 7	$ 7	$ 7	$ 82
605	A_6030091-EE Apprec and Gifts	Maintenance of Services	892	$ 223	$ 223	$ 223	$ 223	$ 2,628
606	A_6030800-EE Miscellaneous	Maintenance of Services	892	$ 164	$ 164	$ 164	$ 164	$ 1,940
607	A_6100070-Consultants-Mgmt	Maintenance of Services	892	$ 94	$ 94	$ 94	$ 94	$ 1,107
608	A_6100080-Consultants-Other	Maintenance of Services	892	$ 2,068	$ 2,068	$ 2,068	$ 2,068	$ 24,428
609	A_6100100-Contractor Services	Maintenance of Services	892	$ 19,521	$ 19,521	$ 19,521	$ 19,521	$ 230,569
610	A_6100120-Tool Service/Repair	Maintenance of Services	892	$ 82	$ 82	$ 82	$ 82	$ 972
611	A_6400020-M&S Gen Office	Maintenance of Services	892	$ 9	$ 9	$ 9	$ 9	$ 102
612	A_6400070-M&S Safety	Maintenance of Services	892	$ 13	$ 13	$ 13	$ 13	$ 156
613	A_6400080-M&S Vehicle Fuel	Maintenance of Services	892	$ 2	$ 2	$ 2	$ 2	$ 23
614	A_6400100-M&S OS Purchases	Maintenance of Services	892	$ 3,033	$ 3,033	$ 3,033	$ 3,033	$ 35,824

NMGC Exhibit ECB-5
Page 355 of 596

NEW MEXICO GAS COMPANY, INC.

Operations and Maintenance Summary
Base Period - 12 Months Ending March 31, 2023
Future Test Year - 12 Months Ending September 30, 2025

	A	B	C	D	E	F	G	H	I
3	Description	Account Name	FERC Acct	4/30/2022	5/31/2022	6/30/2022	7/31/2022	8/31/2022	9/30/2022
615	A_6400500-M&S Parts	Maintenance of Services	892	$ -	$ -	$ 102	$ -	$ -	$ 661
616	A_6400510-M&S Small Tools	Maintenance of Services	892	$ 957	$ 214	$ 1,109	$ 212	$ 715	$ -
617	A_6401000-M&S Inven Issue	Maintenance of Services	892	$ 3,784	$ 5,437	$ 18,524	$ 4,546	$ 6,574	$ 1,835
618	A_6720020-LTLease-NonOffEquip	Maintenance of Services	892	$ 195	$ -	$ -	$ 19	$ 1,011	$ 660
619	A_6730030-Utilities-Telecom	Maintenance of Services	892	$ -	$ -	$ 0	$ 0	$ -	$ -
620	A_6730800-Utilities-Other	Maintenance of Services	892	$ -	$ -	$ -	$ -	$ 941	$ (867)
621	A_6780040-Dmgd Faclty Billing	Maintenance of Services	892	$ (8,301)	$ (5,147)	$ -	$ (12,240)	$ (6,188)	$ (9,167)
622	A_6790199-Fees-Miscellaneous	Maintenance of Services	892	$ -	$ -	$ -	$ -	$ -	$ -
623	A_6790210-Permitting	Maintenance of Services	892	$ 89	$ -	$ -	$ 128	$ 343	$ 709
624	A_6790230-Postage Ship Courier	Maintenance of Services	892	$ -	$ -	$ -	$ -	$ -	$ 13
625	A_6790320-Fleet Allocation	Maintenance of Services	892	$ 10,951	$ 14,958	$ 12,927	$ 16,335	$ 18,765	$ 20,972
626	A_6790321-Stores Allocation	Maintenance of Services	892	$ 405	$ 1,325	$ 2,716	$ 361	$ 924	$ 146
627	A_6790322-Small Tools Alloc	Maintenance of Services	892	$ 193	$ 247	$ 958	$ 100	$ 467	$ 52
628	A_7103060-CIAC	Maintenance of Services	892	$ -	$ (647)	$ (1,399)	$ -	$ -	$ -
629	**Total Distribution Maintenance Expenses**			**$ 488,635**	**$ 499,451**	**$ 506,133**	**$ 452,725**	**$ 557,880**	**$ 527,333**
630									
631	**Total Distribution O&M**			**$ 2,408,197**	**$ 2,612,033**	**$ 2,478,185**	**$ 2,373,165**	**$ 2,828,694**	**$ 2,513,137**
632									
633	**Customer Related O&M:**								
634	A_6010000-1001/A6010000	Meter Reading Expenses	902	$ 19	$ 0	$ 126	$ 14	$ 0	$ 6
635	A_6010010-1001/R6010000	Meter Reading Expenses	902	$ -	$ -	$ -	$ 36	$ 26	$ -
636	A_6010110-Labor Exempt ST	Meter Reading Expenses	902	$ 7,898	$ 10,752	$ 8,982	$ 9,745	$ 10,701	$ 8,731
637	A_6010130-Labor Exempt NonProd	Meter Reading Expenses	902	$ 2,041	$ 1,584	$ 2,352	$ 1,906	$ 1,520	$ 2,565
638	A_6010210-Labor NonExm ST	Meter Reading Expenses	902	$ 46,593	$ 61,059	$ 47,444	$ 52,169	$ 62,195	$ 51,854
639	A_6010220-Labor NonExm OT	Meter Reading Expenses	902	$ 9,438	$ 12,822	$ 10,948	$ 12,474	$ 14,553	$ 11,272
640	A_6010230-Labor NonExm NonProd	Meter Reading Expenses	902	$ 8,987	$ 5,591	$ 10,455	$ 11,540	$ 8,130	$ 12,228
641	A_6010910-Labor OffCycle Bonus	Meter Reading Expenses	902	$ 18	$ -	$ -	$ 21	$ -	$ -
642	A_6030010-EE ProfDue Subs Fees	Meter Reading Expenses	902	$ -	$ -	$ -	$ -	$ -	$ -
643	A_6030040-EE Meals 50% Deduct	Meter Reading Expenses	902	$ 46	$ 560	$ 255	$ 0	$ 35	$ 261
644	A_6030060-EE Shoes Uniforms	Meter Reading Expenses	902	$ 53	$ 181	$ 34	$ 280	$ 215	$ 83
645	A_6030070-EE Training	Meter Reading Expenses	902	$ -	$ 523	$ -	$ -	$ -	$ 20
646	A_6030080-EE Travel Lodging	Meter Reading Expenses	902	$ 174	$ 1,301	$ -	$ -	$ -	$ -
647	A_6030091-EE Apprec and Gifts	Meter Reading Expenses	902	$ -	$ 1	$ -	$ -	$ 3	$ -
648	A_6030800-EE Miscellaneous	Meter Reading Expenses	902	$ -	$ 0	$ 1	$ 1	$ (3)	$ -
649	A_6100070-Consultants-Mgmt	Meter Reading Expenses	902	$ 5	$ -	$ -	$ -	$ -	$ -
650	A_6100080-Consultants-Other	Meter Reading Expenses	902	$ -	$ 947	$ -	$ -	$ -	$ 138
651	A_6100100-Contractor Services	Meter Reading Expenses	902	$ -	$ 62	$ -	$ -	$ -	$ -
652	A_6400070-M&S Safety	Meter Reading Expenses	902	$ -	$ -	$ -	$ -	$ -	$ 41
653	A_6400100-M&S OS Purchases	Meter Reading Expenses	902	$ -	$ 44	$ -	$ -	$ -	$ -
654	A_6400500-M&S Parts	Meter Reading Expenses	902	$ 14	$ -	$ -	$ 39	$ -	$ -
655	A_6400510-M&S Small Tools	Meter Reading Expenses	902	$ 317	$ 81	$ -	$ -	$ 679	$ -
656	A_6401000-M&S Inven Issue	Meter Reading Expenses	902	$ -	$ -	$ 6	$ -	$ -	$ 149
657	A_6730800-Utilities-Other	Meter Reading Expenses	902	$ -	$ -	$ -	$ -	$ -	$ 190
658	A_6790199-Fees-Miscellaneous	Meter Reading Expenses	902	$ -	$ -	$ -	$ -	$ -	$ 6
659	A_6790230-Postage Ship Courier	Meter Reading Expenses	902	$ -	$ -	$ -	$ -	$ -	$ -
660	A_6790320-Fleet Allocation	Meter Reading Expenses	902	$ 12,619	$ 19,058	$ 13,549	$ 16,813	$ 18,086	$ 16,787
661	A_6790321-Stores Allocation	Meter Reading Expenses	902	$ -	$ 8	$ 1	$ -	$ -	$ 6
662	A_6790322-Small Tools Alloc	Meter Reading Expenses	902	$ -	$ 1	$ 0	$ -	$ -	$ 2
663	A_6010000-1001/A6010000	Customer Records and Collection Expenses	903	$ 4,774	$ (123)	$ 1,764	$ (1,150)	$ (10,355)	$ (4,433)

NMGC Exhibit ECB-5
Page 356 of 596

NEW MEXICO GAS COMPANY, INC.

Operations and Maintenance Summary
Base Period - 12 Months Ending March 31, 2023
Future Test Year - 12 Months Ending September 30, 2025

	A	B	C	J	K	L	M	N	O
3	Description	Account Name	FERC Acct	10/31/2022	11/30/2022	12/31/2022	1/31/2023	2/28/2023	3/31/2023
615	A_6400500-M&S Parts	Maintenance of Services	892	$ 1,165	$ -	$ -	$ -	$ -	$ 306
616	A_6400510-M&S Small Tools	Maintenance of Services	892	$ 313	$ 89	$ 1,064	$ -	$ -	$ 45
617	A_6401000-M&S Inven Issue	Maintenance of Services	892	$ 1,772	$ 19,899	$ 11,675	$ 1,988	$ 2,059	$ 5,758
618	A_6720020-LTLease-NonOffEquip	Maintenance of Services	892	$ 1,982	$ 565	$ 671	$ 3,129	$ 325	$ 3,702
619	A_6730030-Utilities-Telecom	Maintenance of Services	892	$ 21	$ -	$ -	$ -	$ -	$ -
620	A_6730800-Utilities-Other	Maintenance of Services	892	$ -	$ -	$ -	$ -	$ -	$ -
621	A_6780040-Dmgd Faclty Billing	Maintenance of Services	892	$ -	$ (1,256)	$ (1,110)	$ (6,896)	$ (21,406)	$ (9,379)
622	A_6790199-Fees-Miscellaneous	Maintenance of Services	892	$ -	$ -	$ 104	$ -	$ -	$ -
623	A_6790210-Permitting	Maintenance of Services	892	$ 445	$ 803	$ 65	$ 1,153	$ 291	$ 964
624	A_6790230-Postage Ship Courier	Maintenance of Services	892	$ -	$ -	$ -	$ -	$ -	$ 51
625	A_6790320-Fleet Allocation	Maintenance of Services	892	$ 15,921	$ 17,251	$ 18,104	$ 17,983	$ 22,122	$ 14,666
626	A_6790321-Stores Allocation	Maintenance of Services	892	$ 270	$ 447	$ 1,405	$ 344	$ 233	$ 595
627	A_6790322-Small Tools Alloc	Maintenance of Services	892	$ 192	$ 414	$ 350	$ 217	$ 418	$ 204
628	A_7103060-CIAC	Maintenance of Services	892	$ -	$ (2,410)	$ -	$ -	$ -	$ -
629	**Total Distribution Maintenance Expenses**			**$ 524,617**	**$ 687,131**	**$ 657,601**	**$ 607,867**	**$ 526,492**	**$ 654,871**
630									
631	**Total Distribution O&M**			**$ 2,552,668**	**$ 2,818,624**	**$ 2,554,464**	**$ 2,943,723**	**$ 2,466,759**	**$ 2,846,888**
632									
633	**Customer Related O&M:**								
634	A_6010000-1001/A6010000	Meter Reading Expenses	902	$ 80	$ 21	$ 238	$ 2	$ 324	$ 30
635	A_6010010-1001/R6010000	Meter Reading Expenses	902	$ 12	$ -	$ 101	$ -	$ 33	$ 17
636	A_6010110-Labor Exempt ST	Meter Reading Expenses	902	$ 8,657	$ 8,553	$ 7,184	$ 9,097	$ 8,883	$ 9,796
637	A_6010130-Labor Exempt NonProd	Meter Reading Expenses	902	$ 793	$ 2,088	$ 3,974	$ 2,948	$ 1,784	$ 2,041
638	A_6010210-Labor NonExm ST	Meter Reading Expenses	902	$ 47,676	$ 47,107	$ 39,569	$ 50,218	$ 54,027	$ 58,644
639	A_6010220-Labor NonExm OT	Meter Reading Expenses	902	$ 15,258	$ 13,851	$ 12,025	$ 13,677	$ 13,377	$ 13,152
640	A_6010230-Labor NonExm NonProd	Meter Reading Expenses	902	$ 4,539	$ 8,157	$ 19,502	$ 14,900	$ 4,752	$ 6,804
641	A_6010910-Labor OffCycle Bonus	Meter Reading Expenses	902	$ 18	$ -	$ -	$ 162	$ -	$ -
642	A_6030010-EE ProfDue Subs Fees	Meter Reading Expenses	902	$ 6	$ -	$ -	$ -	$ -	$ -
643	A_6030040-EE Meals 50% Deduct	Meter Reading Expenses	902	$ 56	$ 346	$ 279	$ 158	$ 29	$ 14
644	A_6030060-EE Shoes Uniforms	Meter Reading Expenses	902	$ -	$ 64	$ 81	$ 9,965	$ 216	$ 92
645	A_6030070-EE Training	Meter Reading Expenses	902	$ 313	$ 40	$ 146	$ 907	$ (140)	$ -
646	A_6030080-EE Travel Lodging	Meter Reading Expenses	902	$ -	$ -	$ -	$ -	$ -	$ -
647	A_6030091-EE Apprec and Gifts	Meter Reading Expenses	902	$ -	$ -	$ -	$ -	$ -	$ -
648	A_6030800-EE Miscellaneous	Meter Reading Expenses	902	$ -	$ -	$ -	$ -	$ -	$ -
649	A_6100070-Consultants-Mgmt	Meter Reading Expenses	902	$ -	$ 279	$ 224	$ -	$ -	$ -
650	A_6100080-Consultants-Other	Meter Reading Expenses	902	$ -	$ -	$ -	$ -	$ -	$ -
651	A_6100100-Contractor Services	Meter Reading Expenses	902	$ -	$ -	$ -	$ -	$ -	$ 8,871
652	A_6400070-M&S Safety	Meter Reading Expenses	902	$ -	$ -	$ 44	$ -	$ -	$ -
653	A_6400100-M&S OS Purchases	Meter Reading Expenses	902	$ -	$ -	$ -	$ -	$ 4,011	$ -
654	A_6400500-M&S Parts	Meter Reading Expenses	902	$ 223	$ -	$ 16	$ -	$ -	$ 23
655	A_6400510-M&S Small Tools	Meter Reading Expenses	902	$ -	$ 184	$ 5	$ 345	$ -	$ 61
656	A_6401000-M&S Inven Issue	Meter Reading Expenses	902	$ -	$ -	$ -	$ -	$ -	$ -
657	A_6730800-Utilities-Other	Meter Reading Expenses	902	$ -	$ -	$ -	$ -	$ -	$ -
658	A_6790199-Fees-Miscellaneous	Meter Reading Expenses	902	$ -	$ -	$ -	$ -	$ -	$ -
659	A_6790230-Postage Ship Courier	Meter Reading Expenses	902	$ -	$ -	$ -	$ -	$ 27	$ -
660	A_6790320-Fleet Allocation	Meter Reading Expenses	902	$ 12,399	$ 11,178	$ 12,056	$ 14,606	$ 15,468	$ 13,391
661	A_6790321-Stores Allocation	Meter Reading Expenses	902	$ -	$ -	$ -	$ -	$ 168	$ -
662	A_6790322-Small Tools Alloc	Meter Reading Expenses	902	$ -	$ -	$ -	$ -	$ 302	$ -
663	A_6010000-1001/A6010000	Customer Records and Collection Expenses	903	$ (2,033)	$ 27	$ (27)	$ 6	$ (1,681)	$ (115)

NMGC Exhibit ECB-5
Page 357 of 596

NEW MEXICO GAS COMPANY, INC.

Operations and Maintenance Summary
Base Period - 12 Months Ending March 31, 2023
Future Test Year - 12 Months Ending September 30, 2025

	A	B	C	P	Q	R	S	T	U
3	Description	Account Name	FERC Acct	Total Company Unadjusted Base Period Ending 3/31/2023	Base Period Adjustments	Adjusted Base Period	Removal of Separately Forecasted Items (To be added back Later)	Remaining Base Period O&M to be Escalated	Escalated Linkage 1 - Results of Pure Escalation of 3.93%
615	A_6400500-M&S Parts	Maintenance of Services	892	$ 2,235	$ -	$ 2,235	$ -	$ 2,235	$ 2,323
616	A_6400510-M&S Small Tools	Maintenance of Services	892	$ 4,717	$ -	$ 4,717	$ -	$ 4,717	$ 4,903
617	A_6401000-M&S Inven Issue	Maintenance of Services	892	$ 83,852	$ -	$ 83,852	$ -	$ 83,852	$ 87,149
618	A_6720020-LTLease-NonOffEquip	Maintenance of Services	892	$ 12,259	$ -	$ 12,259	$ -	$ 12,259	$ 12,741
619	A_6730030-Utilities-Telecom	Maintenance of Services	892	$ 21	$ -	$ 21	$ -	$ 21	$ 21
620	A_6730800-Utilities-Other	Maintenance of Services	892	$ 75	$ -	$ 75	$ -	$ 75	$ 78
621	A_6780040-Dmgd Faclty Billing	Maintenance of Services	892	$ (81,092)	$ -	$ (81,092)	$ -	$ (81,092)	$ (84,280)
622	A_6790199-Fees-Miscellaneous	Maintenance of Services	892	$ 104	$ -	$ 104	$ -	$ 104	$ 108
623	A_6790210-Permitting	Maintenance of Services	892	$ 4,989	$ -	$ 4,989	$ -	$ 4,989	$ 5,185
624	A_6790230-Postage Ship Courier	Maintenance of Services	892	$ 64	$ -	$ 64	$ -	$ 64	$ 66
625	A_6790320-Fleet Allocation	Maintenance of Services	892	$ 200,954	$ -	$ 200,954	$ -	$ 200,954	$ 208,856
626	A_6790321-Stores Allocation	Maintenance of Services	892	$ 9,171	$ -	$ 9,171	$ -	$ 9,171	$ 9,532
627	A_6790322-Small Tools Alloc	Maintenance of Services	892	$ 3,811	$ -	$ 3,811	$ -	$ 3,811	$ 3,961
628	A_7103060-CIAC	Maintenance of Services	892	$ (4,456)	$ -	$ (4,456)	$ -	$ (4,456)	$ (4,631)
629	**Total Distribution Maintenance Expenses**			**$ 6,690,737**	**$ 323,646**	**$ 7,014,383**	**$ (4,929,637)**	**$ 2,084,746**	**$ 2,166,721**
630									
631	**Total Distribution O&M**			**$ 31,396,539**	**$ 1,763,843**	**$ 33,160,381**	**$ (24,666,995)**	**$ 8,493,386**	**$ 8,827,357**
632									
633	**Customer Related O&M:**								
634	A_6010000-1001/A6010000	Meter Reading Expenses	902	$ 859	$ 47	$ 907	$ (907)	$ -	$ -
635	A_6010010-1001/R6010000	Meter Reading Expenses	902	$ 225	$ 12	$ 238	$ (238)	$ -	$ -
636	A_6010110-Labor Exempt ST	Meter Reading Expenses	902	$ 108,977	$ 14,701	$ 123,679	$ (123,679)	$ -	$ -
637	A_6010130-Labor Exempt NonProd	Meter Reading Expenses	902	$ 25,596	$ 1,407	$ 27,004	$ (27,004)	$ -	$ -
638	A_6010210-Labor NonExm ST	Meter Reading Expenses	902	$ 618,554	$ 83,443	$ 701,997	$ (701,997)	$ -	$ -
639	A_6010220-Labor NonExm OT	Meter Reading Expenses	902	$ 152,847	$ (24,403)	$ 128,445	$ (128,445)	$ -	$ -
640	A_6010230-Labor NonExm NonProd	Meter Reading Expenses	902	$ 115,587	$ 6,356	$ 121,942	$ (121,942)	$ -	$ -
641	A_6010910-Labor OffCycle Bonus	Meter Reading Expenses	902	$ 219	$ 12	$ 231	$ (231)	$ -	$ -
642	A_6030010-EE ProfDue Subs Fees	Meter Reading Expenses	902	$ 6	$ -	$ 6	$ -	$ 6	$ 6
643	A_6030040-EE Meals 50% Deduct	Meter Reading Expenses	902	$ 2,038	$ -	$ 2,038	$ -	$ 2,038	$ 2,118
644	A_6030060-EE Shoes Uniforms	Meter Reading Expenses	902	$ 11,264	$ -	$ 11,264	$ -	$ 11,264	$ 11,707
645	A_6030070-EE Training	Meter Reading Expenses	902	$ 1,808	$ -	$ 1,808	$ -	$ 1,808	$ 1,879
646	A_6030080-EE Travel Lodging	Meter Reading Expenses	902	$ 1,476	$ -	$ 1,476	$ -	$ 1,476	$ 1,534
647	A_6030091-EE Apprec and Gifts	Meter Reading Expenses	902	$ 4	$ -	$ 4	$ -	$ 4	$ 4
648	A_6030800-EE Miscellaneous	Meter Reading Expenses	902	$ (0)	$ -	$ (0)	$ -	$ (0)	$ (0)
649	A_6100070-Consultants-Mgmt	Meter Reading Expenses	902	$ 508	$ -	$ 508	$ -	$ 508	$ 528
650	A_6100080-Consultants-Other	Meter Reading Expenses	902	$ 1,084	$ -	$ 1,084	$ -	$ 1,084	$ 1,127
651	A_6100100-Contractor Services	Meter Reading Expenses	902	$ 8,932	$ -	$ 8,932	$ -	$ 8,932	$ 9,284
652	A_6400070-M&S Safety	Meter Reading Expenses	902	$ 85	$ -	$ 85	$ -	$ 85	$ 88
653	A_6400100-M&S OS Purchases	Meter Reading Expenses	902	$ 4,055	$ -	$ 4,055	$ -	$ 4,055	$ 4,215
654	A_6400500-M&S Parts	Meter Reading Expenses	902	$ 316	$ -	$ 316	$ -	$ 316	$ 328
655	A_6400510-M&S Small Tools	Meter Reading Expenses	902	$ 1,671	$ -	$ 1,671	$ -	$ 1,671	$ 1,737
656	A_6401000-M&S Inven Issue	Meter Reading Expenses	902	$ 154	$ -	$ 154	$ -	$ 154	$ 160
657	A_6730800-Utilities-Other	Meter Reading Expenses	902	$ 190	$ -	$ 190	$ -	$ 190	$ 198
658	A_6790199-Fees-Miscellaneous	Meter Reading Expenses	902	$ 6	$ -	$ 6	$ -	$ 6	$ 6
659	A_6790230-Postage Ship Courier	Meter Reading Expenses	902	$ 27	$ -	$ 27	$ -	$ 27	$ 28
660	A_6790320-Fleet Allocation	Meter Reading Expenses	902	$ 176,010	$ -	$ 176,010	$ -	$ 176,010	$ 182,931
661	A_6790321-Stores Allocation	Meter Reading Expenses	902	$ 183	$ -	$ 183	$ -	$ 183	$ 190
662	A_6790322-Small Tools Alloc	Meter Reading Expenses	902	$ 306	$ -	$ 306	$ -	$ 306	$ 318
663	A_6010000-1001/A6010000	Customer Records and Collection Expenses	903	$ (13,345)	$ (734)	$ (14,079)	$ 14,079	$ -	$ -

NMGC Exhibit ECB-5
Page 358 of 596

NEW MEXICO GAS COMPANY, INC.

Operations and Maintenance Summary
Base Period - 12 Months Ending March 31, 2023
Future Test Year - 12 Months Ending September 30, 2025

	A	B	C	V	W	X	Y	Z	AA
3	Description	Account Name	FERC Acct	Total Linkage 1 Period Separately Forecasted Items	4/30/2023	5/31/2023	6/30/2023	7/31/2023	8/31/2023
615	A_6400500-M&S Parts	Maintenance of Services	892	$ -	$ 194	$ 194	$ 194	$ 194	$ 194
616	A_6400510-M&S Small Tools	Maintenance of Services	892	$ -	$ 409	$ 409	$ 409	$ 409	$ 409
617	A_6401000-M&S Inven Issue	Maintenance of Services	892	$ -	$ 7,262	$ 7,262	$ 7,262	$ 7,262	$ 7,262
618	A_6720020-LTLease-NonOffEquip	Maintenance of Services	892	$ -	$ 1,062	$ 1,062	$ 1,062	$ 1,062	$ 1,062
619	A_6730030-Utilities-Telecom	Maintenance of Services	892	$ -	$ 2	$ 2	$ 2	$ 2	$ 2
620	A_6730800-Utilities-Other	Maintenance of Services	892	$ -	$ 6	$ 6	$ 6	$ 6	$ 6
621	A_6780040-Dmgd Faclty Billing	Maintenance of Services	892	$ -	$ (7,023)	$ (7,023)	$ (7,023)	$ (7,023)	$ (7,023)
622	A_6790199-Fees-Miscellaneous	Maintenance of Services	892	$ -	$ 9	$ 9	$ 9	$ 9	$ 9
623	A_6790210-Permitting	Maintenance of Services	892	$ -	$ 432	$ 432	$ 432	$ 432	$ 432
624	A_6790230-Postage Ship Courier	Maintenance of Services	892	$ -	$ 6	$ 6	$ 6	$ 6	$ 6
625	A_6790320-Fleet Allocation	Maintenance of Services	892	$ -	$ 17,405	$ 17,405	$ 17,405	$ 17,405	$ 17,405
626	A_6790321-Stores Allocation	Maintenance of Services	892	$ -	$ 794	$ 794	$ 794	$ 794	$ 794
627	A_6790322-Small Tools Alloc	Maintenance of Services	892	$ -	$ 330	$ 330	$ 330	$ 330	$ 330
628	A_7103060-CIAC	Maintenance of Services	892	$ -	$ (386)	$ (386)	$ (386)	$ (386)	$ (386)
629	**Total Distribution Maintenance Expenses**			**$ 5,015,906**	**$ 598,552**	**$ 598,552**	**$ 598,552**	**$ 598,552**	**$ 598,552**
630									
631	**Total Distribution O&M**			**$ 25,041,280**	**$ 2,822,386**	**$ 2,822,386**	**$ 2,822,386**	**$ 2,822,386**	**$ 2,822,386**
632									
633	**Customer Related O&M:**								
634	A_6010000-1001/A6010000	Meter Reading Expenses	902	$ 923	$ 77	$ 77	$ 77	$ 77	$ 77
635	A_6010010-1001/R6010000	Meter Reading Expenses	902	$ 242	$ 20	$ 20	$ 20	$ 20	$ 20
636	A_6010110-Labor Exempt ST	Meter Reading Expenses	902	$ 125,843	$ 10,487	$ 10,487	$ 10,487	$ 10,487	$ 10,487
637	A_6010130-Labor Exempt NonProd	Meter Reading Expenses	902	$ 27,476	$ 2,290	$ 2,290	$ 2,290	$ 2,290	$ 2,290
638	A_6010210-Labor NonExm ST	Meter Reading Expenses	902	$ 714,282	$ 59,524	$ 59,524	$ 59,524	$ 59,524	$ 59,524
639	A_6010220-Labor NonExm OT	Meter Reading Expenses	902	$ 130,692	$ 10,891	$ 10,891	$ 10,891	$ 10,891	$ 10,891
640	A_6010230-Labor NonExm NonProd	Meter Reading Expenses	902	$ 124,076	$ 10,340	$ 10,340	$ 10,340	$ 10,340	$ 10,340
641	A_6010910-Labor OffCycle Bonus	Meter Reading Expenses	902	$ 235	$ 20	$ 20	$ 20	$ 20	$ 20
642	A_6030010-EE ProfDue Subs Fees	Meter Reading Expenses	902	$ -	$ 1	$ 1	$ 1	$ 1	$ 1
643	A_6030040-EE Meals 50% Deduct	Meter Reading Expenses	902	$ -	$ 177	$ 177	$ 177	$ 177	$ 177
644	A_6030060-EE Shoes Uniforms	Meter Reading Expenses	902	$ -	$ 976	$ 976	$ 976	$ 976	$ 976
645	A_6030070-EE Training	Meter Reading Expenses	902	$ -	$ 157	$ 157	$ 157	$ 157	$ 157
646	A_6030080-EE Travel Lodging	Meter Reading Expenses	902	$ -	$ 128	$ 128	$ 128	$ 128	$ 128
647	A_6030091-EE Apprec and Gifts	Meter Reading Expenses	902	$ -	$ 0	$ 0	$ 0	$ 0	$ 0
648	A_6030800-EE Miscellaneous	Meter Reading Expenses	902	$ -	$ (0)	$ (0)	$ (0)	$ (0)	$ (0)
649	A_6100070-Consultants-Mgmt	Meter Reading Expenses	902	$ -	$ 44	$ 44	$ 44	$ 44	$ 44
650	A_6100080-Consultants-Other	Meter Reading Expenses	902	$ -	$ 94	$ 94	$ 94	$ 94	$ 94
651	A_6100100-Contractor Services	Meter Reading Expenses	902	$ -	$ 774	$ 774	$ 774	$ 774	$ 774
652	A_6400070-M&S Safety	Meter Reading Expenses	902	$ -	$ 7	$ 7	$ 7	$ 7	$ 7
653	A_6400100-M&S OS Purchases	Meter Reading Expenses	902	$ -	$ 351	$ 351	$ 351	$ 351	$ 351
654	A_6400500-M&S Parts	Meter Reading Expenses	902	$ -	$ 27	$ 27	$ 27	$ 27	$ 27
655	A_6400510-M&S Small Tools	Meter Reading Expenses	902	$ -	$ 145	$ 145	$ 145	$ 145	$ 145
656	A_6401000-M&S Inven Issue	Meter Reading Expenses	902	$ -	$ 13	$ 13	$ 13	$ 13	$ 13
657	A_6730800-Utilities-Other	Meter Reading Expenses	902	$ -	$ 16	$ 16	$ 16	$ 16	$ 16
658	A_6790199-Fees-Miscellaneous	Meter Reading Expenses	902	$ -	$ 0	$ 0	$ 0	$ 0	$ 0
659	A_6790230-Postage Ship Courier	Meter Reading Expenses	902	$ -	$ 2	$ 2	$ 2	$ 2	$ 2
660	A_6790320-Fleet Allocation	Meter Reading Expenses	902	$ -	$ 15,244	$ 15,244	$ 15,244	$ 15,244	$ 15,244
661	A_6790321-Stores Allocation	Meter Reading Expenses	902	$ -	$ 16	$ 16	$ 16	$ 16	$ 16
662	A_6790322-Small Tools Alloc	Meter Reading Expenses	902	$ -	$ 26	$ 26	$ 26	$ 26	$ 26
663	A_6010000-1001/A6010000	Customer Records and Collection Expenses	903	$ (14,325)	$ (1,194)	$ (1,194)	$ (1,194)	$ (1,194)	$ (1,194)

NMGC Exhibit ECB-5
Page 359 of 596

NEW MEXICO GAS COMPANY, INC.

Operations and Maintenance Summary
Base Period - 12 Months Ending March 31, 2023
Future Test Year - 12 Months Ending September 30, 2025

	A	B	C	AB	AC	AD	AE	AF	AG
3	Description	Account Name	FERC Acct	9/30/2023	10/31/2023	11/30/2023	12/31/2023	1/31/2024	2/29/2024
615	A_6400500-M&S Parts	Maintenance of Services	892	$ 194	$ 194	$ 194	$ 194	$ 194	$ 194
616	A_6400510-M&S Small Tools	Maintenance of Services	892	$ 409	$ 409	$ 409	$ 409	$ 409	$ 409
617	A_6401000-M&S Inven Issue	Maintenance of Services	892	$ 7,262	$ 7,262	$ 7,262	$ 7,262	$ 7,262	$ 7,262
618	A_6720020-LTLease-NonOffEquip	Maintenance of Services	892	$ 1,062	$ 1,062	$ 1,062	$ 1,062	$ 1,062	$ 1,062
619	A_6730030-Utilities-Telecom	Maintenance of Services	892	$ 2	$ 2	$ 2	$ 2	$ 2	$ 2
620	A_6730800-Utilities-Other	Maintenance of Services	892	$ 6	$ 6	$ 6	$ 6	$ 6	$ 6
621	A_6780040-Dmgd Faclty Billing	Maintenance of Services	892	$ (7,023)	$ (7,023)	$ (7,023)	$ (7,023)	$ (7,023)	$ (7,023)
622	A_6790199-Fees-Miscellaneous	Maintenance of Services	892	$ 9	$ 9	$ 9	$ 9	$ 9	$ 9
623	A_6790210-Permitting	Maintenance of Services	892	$ 432	$ 432	$ 432	$ 432	$ 432	$ 432
624	A_6790230-Postage Ship Courier	Maintenance of Services	892	$ 6	$ 6	$ 6	$ 6	$ 6	$ 6
625	A_6790320-Fleet Allocation	Maintenance of Services	892	$ 17,405	$ 17,405	$ 17,405	$ 17,405	$ 17,405	$ 17,405
626	A_6790321-Stores Allocation	Maintenance of Services	892	$ 794	$ 794	$ 794	$ 794	$ 794	$ 794
627	A_6790322-Small Tools Alloc	Maintenance of Services	892	$ 330	$ 330	$ 330	$ 330	$ 330	$ 330
628	A_7103060-CIAC	Maintenance of Services	892	$ (386)	$ (386)	$ (386)	$ (386)	$ (386)	$ (386)
629	**Total Distribution Maintenance Expenses**			**$ 598,552**	**$ 598,552**	**$ 598,552**	**$ 598,552**	**$ 598,552**	**$ 598,552**
630									
631	**Total Distribution O&M**			**$ 2,822,386**	**$ 2,822,386**	**$ 2,822,386**	**$ 2,822,386**	**$ 2,822,386**	**$ 2,822,386**
632									
633	**Customer Related O&M:**								
634	A_6010000-1001/A6010000	Meter Reading Expenses	902	$ 77	$ 77	$ 77	$ 77	$ 77	$ 77
635	A_6010010-1001/R6010000	Meter Reading Expenses	902	$ 20	$ 20	$ 20	$ 20	$ 20	$ 20
636	A_6010110-Labor Exempt ST	Meter Reading Expenses	902	$ 10,487	$ 10,487	$ 10,487	$ 10,487	$ 10,487	$ 10,487
637	A_6010130-Labor Exempt NonProd	Meter Reading Expenses	902	$ 2,290	$ 2,290	$ 2,290	$ 2,290	$ 2,290	$ 2,290
638	A_6010210-Labor NonExm ST	Meter Reading Expenses	902	$ 59,524	$ 59,524	$ 59,524	$ 59,524	$ 59,524	$ 59,524
639	A_6010220-Labor NonExm OT	Meter Reading Expenses	902	$ 10,891	$ 10,891	$ 10,891	$ 10,891	$ 10,891	$ 10,891
640	A_6010230-Labor NonExm NonProd	Meter Reading Expenses	902	$ 10,340	$ 10,340	$ 10,340	$ 10,340	$ 10,340	$ 10,340
641	A_6010910-Labor OffCycle Bonus	Meter Reading Expenses	902	$ 20	$ 20	$ 20	$ 20	$ 20	$ 20
642	A_6030010-EE ProfDue Subs Fees	Meter Reading Expenses	902	$ 1	$ 1	$ 1	$ 1	$ 1	$ 1
643	A_6030040-EE Meals 50% Deduct	Meter Reading Expenses	902	$ 177	$ 177	$ 177	$ 177	$ 177	$ 177
644	A_6030060-EE Shoes Uniforms	Meter Reading Expenses	902	$ 976	$ 976	$ 976	$ 976	$ 976	$ 976
645	A_6030070-EE Training	Meter Reading Expenses	902	$ 157	$ 157	$ 157	$ 157	$ 157	$ 157
646	A_6030080-EE Travel Lodging	Meter Reading Expenses	902	$ 128	$ 128	$ 128	$ 128	$ 128	$ 128
647	A_6030091-EE Apprec and Gifts	Meter Reading Expenses	902	$ 0	$ 0	$ 0	$ 0	$ 0	$ 0
648	A_6030800-EE Miscellaneous	Meter Reading Expenses	902	$ (0)	$ (0)	$ (0)	$ (0)	$ (0)	$ (0)
649	A_6100070-Consultants-Mgmt	Meter Reading Expenses	902	$ 44	$ 44	$ 44	$ 44	$ 44	$ 44
650	A_6100080-Consultants-Other	Meter Reading Expenses	902	$ 94	$ 94	$ 94	$ 94	$ 94	$ 94
651	A_6100100-Contractor Services	Meter Reading Expenses	902	$ 774	$ 774	$ 774	$ 774	$ 774	$ 774
652	A_6400070-M&S Safety	Meter Reading Expenses	902	$ 7	$ 7	$ 7	$ 7	$ 7	$ 7
653	A_6400100-M&S OS Purchases	Meter Reading Expenses	902	$ 351	$ 351	$ 351	$ 351	$ 351	$ 351
654	A_6400500-M&S Parts	Meter Reading Expenses	902	$ 27	$ 27	$ 27	$ 27	$ 27	$ 27
655	A_6400510-M&S Small Tools	Meter Reading Expenses	902	$ 145	$ 145	$ 145	$ 145	$ 145	$ 145
656	A_6401000-M&S Inven Issue	Meter Reading Expenses	902	$ 13	$ 13	$ 13	$ 13	$ 13	$ 13
657	A_6730800-Utilities-Other	Meter Reading Expenses	902	$ 16	$ 16	$ 16	$ 16	$ 16	$ 16
658	A_6790199-Fees-Miscellaneous	Meter Reading Expenses	902	$ 0	$ 0	$ 0	$ 0	$ 0	$ 0
659	A_6790230-Postage Ship Courier	Meter Reading Expenses	902	$ 2	$ 2	$ 2	$ 2	$ 2	$ 2
660	A_6790320-Fleet Allocation	Meter Reading Expenses	902	$ 15,244	$ 15,244	$ 15,244	$ 15,244	$ 15,244	$ 15,244
661	A_6790321-Stores Allocation	Meter Reading Expenses	902	$ 16	$ 16	$ 16	$ 16	$ 16	$ 16
662	A_6790322-Small Tools Alloc	Meter Reading Expenses	902	$ 26	$ 26	$ 26	$ 26	$ 26	$ 26
663	A_6010000-1001/A6010000	Customer Records and Collection Expenses	903	$ (1,194)	$ (1,194)	$ (1,194)	$ (1,194)	$ (1,194)	$ (1,194)

NMGC Exhibit ECB-5
Page 360 of 596

NEW MEXICO GAS COMPANY, INC.

Operations and Maintenance Summary
Base Period - 12 Months Ending March 31, 2023
Future Test Year - 12 Months Ending September 30, 2025

	A	B	C	AH	AI	AJ	AK	AL	AM
3	Description	Account Name	FERC Acct	3/31/2024	Linkage 1 Ending 3/31/2024	Escalated Linkage 2 - Results of Pure Escalation of 1.62%	Total Linkage 2 Period Separately Forecasted Items	4/1/2024	5/1/2024
615	A_6400500-M&S Parts	Maintenance of Services	892	$ 194	$ 2,323	$ 2,361	$ -	$ 200	$ 200
616	A_6400510-M&S Small Tools	Maintenance of Services	892	$ 409	$ 4,903	$ 4,982	$ -	$ 422	$ 422
617	A_6401000-M&S Inven Issue	Maintenance of Services	892	$ 7,262	$ 87,149	$ 88,563	$ -	$ 7,498	$ 7,498
618	A_6720020-LTLease-NonOffEquip	Maintenance of Services	892	$ 1,062	$ 12,741	$ 12,948	$ -	$ 1,096	$ 1,096
619	A_6730030-Utilities-Telecom	Maintenance of Services	892	$ 2	$ 21	$ 22	$ -	$ 2	$ 2
620	A_6730800-Utilities-Other	Maintenance of Services	892	$ 6	$ 78	$ 79	$ -	$ 7	$ 7
621	A_6780040-Dmgd Faclty Billing	Maintenance of Services	892	$ (7,023)	$ (84,280)	$ (85,648)	$ -	$ (7,251)	$ (7,251)
622	A_6790199-Fees-Miscellaneous	Maintenance of Services	892	$ 9	$ 108	$ 109	$ -	$ 9	$ 9
623	A_6790210-Permitting	Maintenance of Services	892	$ 432	$ 5,185	$ 5,269	$ -	$ 446	$ 446
624	A_6790230-Postage Ship Courier	Maintenance of Services	892	$ 6	$ 66	$ 67	$ -	$ 6	$ 6
625	A_6790320-Fleet Allocation	Maintenance of Services	892	$ 17,405	$ 208,856	$ 212,246	$ -	$ 17,970	$ 17,970
626	A_6790321-Stores Allocation	Maintenance of Services	892	$ 794	$ 9,532	$ 9,687	$ -	$ 820	$ 820
627	A_6790322-Small Tools Alloc	Maintenance of Services	892	$ 330	$ 3,961	$ 4,025	$ -	$ 341	$ 341
628	A_7103060-CIAC	Maintenance of Services	892	$ (386)	$ (4,631)	$ (4,706)	$ -	$ (398)	$ (398)
629	**Total Distribution Maintenance Expenses**			**$ 598,552**	**$ 7,182,627**	**$ 2,201,887**	**$ 5,102,175**	**$ 618,791**	**$ 618,791**
630									
631	**Total Distribution O&M**			**$ 2,822,386**	**$ 33,868,638**	**$ 8,970,628**	**$ 25,462,566**	**$ 2,916,479**	**$ 2,916,479**
632									
633	**Customer Related O&M:**								
634	A_6010000-1001/A6010000	Meter Reading Expenses	902	$ 77	$ 923	$ -	$ 938	$ 80	$ 80
635	A_6010010-1001/R6010000	Meter Reading Expenses	902	$ 20	$ 242	$ -	$ 246	$ 21	$ 21
636	A_6010110-Labor Exempt ST	Meter Reading Expenses	902	$ 10,487	$ 125,843	$ -	$ 128,007	$ 10,848	$ 10,848
637	A_6010130-Labor Exempt NonProd	Meter Reading Expenses	902	$ 2,290	$ 27,476	$ -	$ 27,949	$ 2,368	$ 2,368
638	A_6010210-Labor NonExm ST	Meter Reading Expenses	902	$ 59,524	$ 714,282	$ -	$ 726,567	$ 61,571	$ 61,571
639	A_6010220-Labor NonExm OT	Meter Reading Expenses	902	$ 10,891	$ 130,692	$ -	$ 132,940	$ 11,266	$ 11,266
640	A_6010230-Labor NonExm NonProd	Meter Reading Expenses	902	$ 10,340	$ 124,076	$ -	$ 126,210	$ 10,695	$ 10,695
641	A_6010910-Labor OffCycle Bonus	Meter Reading Expenses	902	$ 20	$ 235	$ -	$ 239	$ 20	$ 20
642	A_6030010-EE ProfDue Subs Fees	Meter Reading Expenses	902	$ 1	$ 6	$ 6	$ -	$ 1	$ 1
643	A_6030040-EE Meals 50% Deduct	Meter Reading Expenses	902	$ 177	$ 2,118	$ 2,153	$ -	$ 182	$ 182
644	A_6030060-EE Shoes Uniforms	Meter Reading Expenses	902	$ 976	$ 11,707	$ 11,897	$ -	$ 1,007	$ 1,007
645	A_6030070-EE Training	Meter Reading Expenses	902	$ 157	$ 1,879	$ 1,909	$ -	$ 162	$ 162
646	A_6030080-EE Travel Lodging	Meter Reading Expenses	902	$ 128	$ 1,534	$ 1,559	$ -	$ 132	$ 132
647	A_6030091-EE Apprec and Gifts	Meter Reading Expenses	902	$ 0	$ 4	$ 4	$ -	$ 0	$ 0
648	A_6030800-EE Miscellaneous	Meter Reading Expenses	902	$ (0)	$ (0)	$ (0)	$ -	$ (0)	$ (0)
649	A_6100070-Consultants-Mgmt	Meter Reading Expenses	902	$ 44	$ 528	$ 536	$ -	$ 45	$ 45
650	A_6100080-Consultants-Other	Meter Reading Expenses	902	$ 94	$ 1,127	$ 1,145	$ -	$ 97	$ 97
651	A_6100100-Contractor Services	Meter Reading Expenses	902	$ 774	$ 9,284	$ 9,434	$ -	$ 799	$ 799
652	A_6400070-M&S Safety	Meter Reading Expenses	902	$ 7	$ 88	$ 90	$ -	$ 8	$ 8
653	A_6400100-M&S OS Purchases	Meter Reading Expenses	902	$ 351	$ 4,215	$ 4,283	$ -	$ 363	$ 363
654	A_6400500-M&S Parts	Meter Reading Expenses	902	$ 27	$ 328	$ 333	$ -	$ 28	$ 28
655	A_6400510-M&S Small Tools	Meter Reading Expenses	902	$ 145	$ 1,737	$ 1,765	$ -	$ 149	$ 149
656	A_6401000-M&S Inven Issue	Meter Reading Expenses	902	$ 13	$ 160	$ 163	$ -	$ 14	$ 14
657	A_6730800-Utilities-Other	Meter Reading Expenses	902	$ 16	$ 198	$ 201	$ -	$ 17	$ 17
658	A_6790199-Fees-Miscellaneous	Meter Reading Expenses	902	$ 0	$ 6	$ 6	$ -	$ 1	$ 1
659	A_6790230-Postage Ship Courier	Meter Reading Expenses	902	$ 2	$ 28	$ 28	$ -	$ 2	$ 2
660	A_6790320-Fleet Allocation	Meter Reading Expenses	902	$ 15,244	$ 182,931	$ 185,900	$ -	$ 15,739	$ 15,739
661	A_6790321-Stores Allocation	Meter Reading Expenses	902	$ 16	$ 190	$ 193	$ -	$ 16	$ 16
662	A_6790322-Small Tools Alloc	Meter Reading Expenses	902	$ 26	$ 318	$ 323	$ -	$ 27	$ 27
663	A_6010000-1001/A6010000	Customer Records and Collection Expenses	903	$ (1,194)	$ (14,325)	$ -	$ (14,571)	$ (1,235)	$ (1,235)

NMGC Exhibit ECB-5
Page 361 of 596

NEW MEXICO GAS COMPANY, INC.

Operations and Maintenance Summary
Base Period - 12 Months Ending March 31, 2023
Future Test Year - 12 Months Ending September 30, 2025

	A	B	C	AN	AO	AP	AQ	AR
3	Description	Account Name	FERC Acct	6/1/2024	7/1/2024	8/1/2024	9/1/2024	Linkage 2 Ending 9/30/2024
615	A_6400500-M&S Parts	Maintenance of Services	892	$ 200	$ 200	$ 200	$ 200	$ 2,361
616	A_6400510-M&S Small Tools	Maintenance of Services	892	$ 422	$ 422	$ 422	$ 422	$ 4,982
617	A_6401000-M&S Inven Issue	Maintenance of Services	892	$ 7,498	$ 7,498	$ 7,498	$ 7,498	$ 88,563
618	A_6720020-LTLease-NonOffEquip	Maintenance of Services	892	$ 1,096	$ 1,096	$ 1,096	$ 1,096	$ 12,948
619	A_6730030-Utilities-Telecom	Maintenance of Services	892	$ 2	$ 2	$ 2	$ 2	$ 22
620	A_6730800-Utilities-Other	Maintenance of Services	892	$ 7	$ 7	$ 7	$ 7	$ 79
621	A_6780040-Dmgd Faclty Billing	Maintenance of Services	892	$ (7,251)	$ (7,251)	$ (7,251)	$ (7,251)	$ (85,648)
622	A_6790199-Fees-Miscellaneous	Maintenance of Services	892	$ 9	$ 9	$ 9	$ 9	$ 109
623	A_6790210-Permitting	Maintenance of Services	892	$ 446	$ 446	$ 446	$ 446	$ 5,269
624	A_6790230-Postage Ship Courier	Maintenance of Services	892	$ 6	$ 6	$ 6	$ 6	$ 67
625	A_6790320-Fleet Allocation	Maintenance of Services	892	$ 17,970	$ 17,970	$ 17,970	$ 17,970	$ 212,246
626	A_6790321-Stores Allocation	Maintenance of Services	892	$ 820	$ 820	$ 820	$ 820	$ 9,687
627	A_6790322-Small Tools Alloc	Maintenance of Services	892	$ 341	$ 341	$ 341	$ 341	$ 4,025
628	A_7103060-CIAC	Maintenance of Services	892	$ (398)	$ (398)	$ (398)	$ (398)	$ (4,706)
629	**Total Distribution Maintenance Expenses**			**$ 618,791**	**$ 618,791**	**$ 618,791**	**$ 618,791**	**$ 7,304,062**
630								
631	**Total Distribution O&M**			**$ 2,916,479**	**$ 2,916,479**	**$ 2,916,479**	**$ 2,916,479**	**$ 34,433,194**
632								
633	**Customer Related O&M:**							
634	A_6010000-1001/A6010000	Meter Reading Expenses	902	$ 80	$ 80	$ 80	$ 80	$ 938
635	A_6010010-1001/R6010000	Meter Reading Expenses	902	$ 21	$ 21	$ 21	$ 21	$ 246
636	A_6010110-Labor Exempt ST	Meter Reading Expenses	902	$ 10,848	$ 10,848	$ 10,848	$ 10,848	$ 128,007
637	A_6010130-Labor Exempt NonProd	Meter Reading Expenses	902	$ 2,368	$ 2,368	$ 2,368	$ 2,368	$ 27,949
638	A_6010210-Labor NonExm ST	Meter Reading Expenses	902	$ 61,571	$ 61,571	$ 61,571	$ 61,571	$ 726,567
639	A_6010220-Labor NonExm OT	Meter Reading Expenses	902	$ 11,266	$ 11,266	$ 11,266	$ 11,266	$ 132,940
640	A_6010230-Labor NonExm NonProd	Meter Reading Expenses	902	$ 10,695	$ 10,695	$ 10,695	$ 10,695	$ 126,210
641	A_6010910-Labor OffCycle Bonus	Meter Reading Expenses	902	$ 20	$ 20	$ 20	$ 20	$ 239
642	A_6030010-EE ProfDue Subs Fees	Meter Reading Expenses	902	$ 1	$ 1	$ 1	$ 1	$ 6
643	A_6030040-EE Meals 50% Deduct	Meter Reading Expenses	902	$ 182	$ 182	$ 182	$ 182	$ 2,153
644	A_6030060-EE Shoes Uniforms	Meter Reading Expenses	902	$ 1,007	$ 1,007	$ 1,007	$ 1,007	$ 11,897
645	A_6030070-EE Training	Meter Reading Expenses	902	$ 162	$ 162	$ 162	$ 162	$ 1,909
646	A_6030080-EE Travel Lodging	Meter Reading Expenses	902	$ 132	$ 132	$ 132	$ 132	$ 1,559
647	A_6030091-EE Apprec and Gifts	Meter Reading Expenses	902	$ 0	$ 0	$ 0	$ 0	$ 4
648	A_6030800-EE Miscellaneous	Meter Reading Expenses	902	$ (0)	$ (0)	$ (0)	$ (0)	$ (0)
649	A_6100070-Consultants-Mgmt	Meter Reading Expenses	902	$ 45	$ 45	$ 45	$ 45	$ 536
650	A_6100080-Consultants-Other	Meter Reading Expenses	902	$ 97	$ 97	$ 97	$ 97	$ 1,145
651	A_6100100-Contractor Services	Meter Reading Expenses	902	$ 799	$ 799	$ 799	$ 799	$ 9,434
652	A_6400070-M&S Safety	Meter Reading Expenses	902	$ 8	$ 8	$ 8	$ 8	$ 90
653	A_6400100-M&S OS Purchases	Meter Reading Expenses	902	$ 363	$ 363	$ 363	$ 363	$ 4,283
654	A_6400500-M&S Parts	Meter Reading Expenses	902	$ 28	$ 28	$ 28	$ 28	$ 333
655	A_6400510-M&S Small Tools	Meter Reading Expenses	902	$ 149	$ 149	$ 149	$ 149	$ 1,765
656	A_6401000-M&S Inven Issue	Meter Reading Expenses	902	$ 14	$ 14	$ 14	$ 14	$ 163
657	A_6730800-Utilities-Other	Meter Reading Expenses	902	$ 17	$ 17	$ 17	$ 17	$ 201
658	A_6790199-Fees-Miscellaneous	Meter Reading Expenses	902	$ 1	$ 1	$ 1	$ 1	$ 6
659	A_6790230-Postage Ship Courier	Meter Reading Expenses	902	$ 2	$ 2	$ 2	$ 2	$ 28
660	A_6790320-Fleet Allocation	Meter Reading Expenses	902	$ 15,739	$ 15,739	$ 15,739	$ 15,739	$ 185,900
661	A_6790321-Stores Allocation	Meter Reading Expenses	902	$ 16	$ 16	$ 16	$ 16	$ 193
662	A_6790322-Small Tools Alloc	Meter Reading Expenses	902	$ 27	$ 27	$ 27	$ 27	$ 323
663	A_6010000-1001/A6010000	Customer Records and Collection Expenses	903	$ (1,235)	$ (1,235)	$ (1,235)	$ (1,235)	$ (14,571)

NMGC Exhibit ECB-5
Page 362 of 596

NEW MEXICO GAS COMPANY, INC.

Operations and Maintenance Summary
Base Period - 12 Months Ending March 31, 2023
Future Test Year - 12 Months Ending September 30, 2025

	A	B	C	D	E	F	G	H	I
3	Description	Account Name	FERC Acct	4/30/2022	5/31/2022	6/30/2022	7/31/2022	8/31/2022	9/30/2022
664	A_6010010-1001/R6010000	Customer Records and Collection Expenses	903	$ 266	$ -	$ -	$ 117	$ 22	$ -
665	A_6010110-Labor Exempt ST	Customer Records and Collection Expenses	903	$ 118,907	$ 142,551	$ 130,575	$ 111,170	$ 134,867	$ 115,790
666	A_6010130-Labor Exempt NonProd	Customer Records and Collection Expenses	903	$ 29,180	$ 21,166	$ 30,834	$ 32,625	$ 13,564	$ 34,701
667	A_6010210-Labor NonExm ST	Customer Records and Collection Expenses	903	$ 340,696	$ 409,100	$ 375,074	$ 348,724	$ 418,922	$ 364,514
668	A_6010220-Labor NonExm OT	Customer Records and Collection Expenses	903	$ 35,997	$ 39,197	$ 28,082	$ 36,297	$ 33,636	$ 36,032
669	A_6010230-Labor NonExm NonProd	Customer Records and Collection Expenses	903	$ 91,002	$ 50,815	$ 88,426	$ 80,000	$ 51,885	$ 95,686
670	A_6010910-Labor OffCycle Bonus	Customer Records and Collection Expenses	903	$ 11,160	$ -	$ -	$ 17,393	$ -	$ -
671	A_6030010-EE ProfDue Subs Fees	Customer Records and Collection Expenses	903	$ -	$ 419	$ 411	$ -	$ -	$ 16
672	A_6030040-EE Meals 50% Deduct	Customer Records and Collection Expenses	903	$ 1,174	$ 4,748	$ 2,002	$ 1,549	$ 692	$ 1,892
673	A_6030050-EE Mileage	Customer Records and Collection Expenses	903	$ 408	$ 284	$ 1,047	$ 458	$ 905	$ 1,151
674	A_6030060-EE Shoes Uniforms	Customer Records and Collection Expenses	903	$ 90	$ 356	$ 145	$ 380	$ 243	$ 123
675	A_6030070-EE Training	Customer Records and Collection Expenses	903	$ -	$ 3,773	$ 631	$ 549	$ -	$ 1,791
676	A_6030080-EE Travel Lodging	Customer Records and Collection Expenses	903	$ 1,604	$ 567	$ 1,241	$ -	$ 12	$ 3,150
677	A_6030091-EE Apprec and Gifts	Customer Records and Collection Expenses	903	$ -	$ 122	$ -	$ 12	$ 18	$ 130
678	A_6030800-EE Miscellaneous	Customer Records and Collection Expenses	903	$ 839	$ 170	$ 611	$ 162	$ 315	$ 3,342
679	A_6100010-Advertising	Customer Records and Collection Expenses	903	$ 1,278	$ 1,419	$ 828	$ -	$ 2,366	$ 661
680	A_6100070-Consultants-Mgmt	Customer Records and Collection Expenses	903	$ 41	$ -	$ -	$ -	$ -	$ -
681	A_6100080-Consultants-Other	Customer Records and Collection Expenses	903	$ 20,540	$ 20,432	$ 17,667	$ 16,760	$ 21,464	$ 27,671
682	A_6100100-Contractor Services	Customer Records and Collection Expenses	903	$ 5,033	$ 6,230	$ 5,398	$ 5,499	$ 6,848	$ 5,512
683	A_6100150-Printing	Customer Records and Collection Expenses	903	$ 251	$ -	$ -	$ 679	$ 1,643	$ 1,261
684	A_6400010-M&S FurnOffEquip	Customer Records and Collection Expenses	903	$ -	$ 83	$ 1,780	$ -	$ 132	$ 230
685	A_6400020-M&S Gen Office	Customer Records and Collection Expenses	903	$ 3,597	$ (1,241)	$ 2,306	$ 1,546	$ 3,515	$ 2,278
686	A_6400070-M&S Safety	Customer Records and Collection Expenses	903	$ -	$ -	$ 503	$ -	$ 212	$ -
687	A_6400100-M&S OS Purchases	Customer Records and Collection Expenses	903	$ 220	$ 208	$ 524	$ 2,536	$ 90	$ 293
688	A_6400500-M&S Parts	Customer Records and Collection Expenses	903	$ -	$ -	$ -	$ 204	$ -	$ -
689	A_6400510-M&S Small Tools	Customer Records and Collection Expenses	903	$ 47	$ 54	$ 152	$ 161	$ 116	$ 277
690	A_6401000-M&S Inven Issue	Customer Records and Collection Expenses	903	$ -	$ -	$ 1,301	$ -	$ -	$ -
691	A_6500010-Transport-Vehicle	Customer Records and Collection Expenses	903	$ -	$ -	$ -	$ -	$ -	$ -
692	A_6710800-ST Rent-Other	Customer Records and Collection Expenses	903	$ -	$ -	$ -	$ -	$ -	$ -
693	A_6730030-Utilities-Telecom	Customer Records and Collection Expenses	903	$ -	$ -	$ -	$ -	$ -	$ -
694	A_6730800-Utilities-Other	Customer Records and Collection Expenses	903	$ -	$ -	$ -	$ -	$ -	$ 99
695	A_6790101-Fees-Bank	Customer Records and Collection Expenses	903	$ 35,735	$ 35,854	$ 32,331	$ 33,303	$ 31,720	$ 31,398
696	A_6790199-Fees-Miscellaneous	Customer Records and Collection Expenses	903	$ 30	$ 37	$ -	$ -	$ -	$ -
697	A_6790210-Permitting	Customer Records and Collection Expenses	903	$ -	$ -	$ 242	$ -	$ -	$ -
698	A_6790230-Postage Ship Courier	Customer Records and Collection Expenses	903	$ 200,221	$ 219,550	$ 215,223	$ 213,678	$ 221,830	$ 226,631
699	A_6790255-Selling Mktg Exp	Customer Records and Collection Expenses	903	$ 2,699	$ 74,692	$ 2,375	$ -	$ 42,653	$ 16,093
700	A_6790320-Fleet Allocation	Customer Records and Collection Expenses	903	$ 52,531	$ 67,191	$ 52,806	$ 57,321	$ 64,372	$ 67,242
701	A_6790321-Stores Allocation	Customer Records and Collection Expenses	903	$ 15	$ 37	$ 209	$ 153	$ 7	$ 12
702	A_6790322-Small Tools Alloc	Customer Records and Collection Expenses	903	$ 7	$ 7	$ 74	$ 42	$ 4	$ 4
703	A_6790326-Facilities Alloc	Customer Records and Collection Expenses	903	$ 65,125	$ 56,330	$ 58,931	$ 72,123	$ 92,601	$ 74,806
704	A_6790800-Other Oper-Misc	Customer Records and Collection Expenses	903	$ (55)	$ -	$ (163)	$ 49	$ (273)	$ 2,287
705	A_6790010-Bad Debt Exp CIS	Uncollectible Accounts	904	$ 50,515	$ 161,898	$ 58,052	$ 50,262	$ (1,452,224)	$ 3,808,519
706	A_6790020-Bad Debt Exp ARM	Uncollectible Accounts	904	$ 0	$ 10	$ 3	$ (4)	$ (12)	$ 9,857
707	A_6010000-1001/A6010000	Demonstrating and Selling Expenses	912	$ (339)	$ -	$ -	$ -	$ 0	$ -
708	A_6010110-Labor Exempt ST	Demonstrating and Selling Expenses	912	$ 10,289	$ 14,790	$ 12,218	$ 12,919	$ 7,716	$ 14,790
709	A_6010130-Labor Exempt NonProd	Demonstrating and Selling Expenses	912	$ 3,215	$ (643)	$ 1,929	$ 585	$ 7,073	$ (643)
710	A_6010990-Labor Seconded Empl	Demonstrating and Selling Expenses	912	$ 40,592	$ 26,644	$ 26,723	$ 26,459	$ 26,499	$ -
711	A_6030010-EE ProfDue Subs Fees	Demonstrating and Selling Expenses	912	$ -	$ 3,746	$ -	$ -	$ -	$ -
712	A_6030040-EE Meals 50% Deduct	Demonstrating and Selling Expenses	912	$ 55	$ 276	$ (1,344)	$ 0	$ -	$ 540

NMGC Exhibit ECB-5
Page 363 of 596

NEW MEXICO GAS COMPANY, INC.

Operations and Maintenance Summary
Base Period - 12 Months Ending March 31, 2023
Future Test Year - 12 Months Ending September 30, 2025

	A	B	C	J	K	L	M	N	O
3	Description	Account Name	FERC Acct	10/31/2022	11/30/2022	12/31/2022	1/31/2023	2/28/2023	3/31/2023
664	A_6010010-1001/R6010000	Customer Records and Collection Expenses	903	$ 15	$ -	$ (19)	$ -	$ 130	$ 50
665	A_6010110-Labor Exempt ST	Customer Records and Collection Expenses	903	$ 115,031	$ 110,033	$ 96,107	$ 118,979	$ 132,327	$ 148,659
666	A_6010130-Labor Exempt NonProd	Customer Records and Collection Expenses	903	$ 13,388	$ 14,906	$ 67,433	$ 40,817	$ 14,940	$ 16,382
667	A_6010210-Labor NonExm ST	Customer Records and Collection Expenses	903	$ 386,117	$ 396,091	$ 302,343	$ 320,251	$ 387,694	$ 439,714
668	A_6010220-Labor NonExm OT	Customer Records and Collection Expenses	903	$ 52,328	$ 43,632	$ 33,308	$ 33,446	$ 42,061	$ 38,786
669	A_6010230-Labor NonExm NonProd	Customer Records and Collection Expenses	903	$ 31,757	$ 61,933	$ 129,775	$ 128,314	$ 51,626	$ 63,869
670	A_6010910-Labor OffCycle Bonus	Customer Records and Collection Expenses	903	$ 18,965	$ 185	$ -	$ 22,292	$ -	$ 132
671	A_6030010-EE ProfDue Subs Fees	Customer Records and Collection Expenses	903	$ 156	$ -	$ 256	$ -	$ 11	$ 199
672	A_6030040-EE Meals 50% Deduct	Customer Records and Collection Expenses	903	$ 4,673	$ 4,605	$ 2,978	$ 732	$ 1,901	$ 3,205
673	A_6030050-EE Mileage	Customer Records and Collection Expenses	903	$ 1,652	$ 892	$ 1,383	$ 121	$ 1,042	$ 1,557
674	A_6030060-EE Shoes Uniforms	Customer Records and Collection Expenses	903	$ -	$ 1,023	$ 1,253	$ 30,339	$ 648	$ 180
675	A_6030070-EE Training	Customer Records and Collection Expenses	903	$ 2,503	$ 361	$ 2,509	$ 6,055	$ (667)	$ 927
676	A_6030080-EE Travel Lodging	Customer Records and Collection Expenses	903	$ 3,549	$ 6,377	$ 1,331	$ 537	$ 706	$ 2,834
677	A_6030091-EE Apprec and Gifts	Customer Records and Collection Expenses	903	$ 178	$ 226	$ 358	$ -	$ -	$ 11
678	A_6030800-EE Miscellaneous	Customer Records and Collection Expenses	903	$ 2,760	$ 5,828	$ 5,298	$ 391	$ 279	$ 1,033
679	A_6100010-Advertising	Customer Records and Collection Expenses	903	$ 761	$ 2,938	$ 729	$ 59	$ 391	$ 2,560
680	A_6100070-Consultants-Mgmt	Customer Records and Collection Expenses	903	$ -	$ 2,192	$ 1,712	$ -	$ -	$ -
681	A_6100080-Consultants-Other	Customer Records and Collection Expenses	903	$ 20,651	$ 30,039	$ 83,557	$ 957	$ 17,153	$ 19,612
682	A_6100100-Contractor Services	Customer Records and Collection Expenses	903	$ 7,120	$ 5,947	$ 10,519	$ 1,027	$ 4,201	$ 5,530
683	A_6100150-Printing	Customer Records and Collection Expenses	903	$ -	$ 78	$ 1,570	$ 80	$ -	$ 1,053
684	A_6400010-M&S FurnOffEquip	Customer Records and Collection Expenses	903	$ 877	$ 22,574	$ 7,577	$ 388	$ 750	$ -
685	A_6400020-M&S Gen Office	Customer Records and Collection Expenses	903	$ 2,833	$ 2,327	$ 3,956	$ 836	$ 535	$ 2,422
686	A_6400070-M&S Safety	Customer Records and Collection Expenses	903	$ -	$ -	$ -	$ -	$ -	$ -
687	A_6400100-M&S OS Purchases	Customer Records and Collection Expenses	903	$ 813	$ 824	$ 2,504	$ 344	$ 272	$ 729
688	A_6400500-M&S Parts	Customer Records and Collection Expenses	903	$ -	$ -	$ -	$ -	$ -	$ -
689	A_6400510-M&S Small Tools	Customer Records and Collection Expenses	903	$ 10	$ -	$ -	$ -	$ 232	$ -
690	A_6401000-M&S Inven Issue	Customer Records and Collection Expenses	903	$ 3,513	$ 1,708	$ 254	$ -	$ -	$ -
691	A_6500010-Transport-Vehicle	Customer Records and Collection Expenses	903	$ 28	$ -	$ -	$ -	$ -	$ -
692	A_6710800-ST Rent-Other	Customer Records and Collection Expenses	903	$ -	$ -	$ 729	$ -	$ -	$ -
693	A_6730030-Utilities-Telecom	Customer Records and Collection Expenses	903	$ 5	$ -	$ -	$ 16	$ -	$ (8)
694	A_6730800-Utilities-Other	Customer Records and Collection Expenses	903	$ (99)	$ 255	$ (203)	$ -	$ -	$ -
695	A_6790101-Fees-Bank	Customer Records and Collection Expenses	903	$ 32,477	$ 30,058	$ 30,066	$ 29,522	$ 30,365	$ 32,514
696	A_6790199-Fees-Miscellaneous	Customer Records and Collection Expenses	903	$ -	$ 2,653	$ 57	$ -	$ -	$ 71
697	A_6790210-Permitting	Customer Records and Collection Expenses	903	$ -	$ -	$ -	$ -	$ -	$ -
698	A_6790230-Postage Ship Courier	Customer Records and Collection Expenses	903	$ 225,807	$ 226,805	$ 244,735	$ 203,440	$ 228,160	$ 237,383
699	A_6790255-Selling Mktg Exp	Customer Records and Collection Expenses	903	$ 106,933	$ 8,450	$ 23,949	$ -	$ 31,441	$ 11,646
700	A_6790320-Fleet Allocation	Customer Records and Collection Expenses	903	$ 48,500	$ 47,203	$ 47,426	$ 55,070	$ 55,188	$ 37,509
701	A_6790321-Stores Allocation	Customer Records and Collection Expenses	903	$ 328	$ 51	$ 252	$ 7	$ 11	$ 44
702	A_6790322-Small Tools Alloc	Customer Records and Collection Expenses	903	$ 233	$ 47	$ 63	$ 4	$ 20	$ 15
703	A_6790326-Facilities Alloc	Customer Records and Collection Expenses	903	$ 63,465	$ 65,237	$ 70,088	$ 81,249	$ 67,407	$ 80,465
704	A_6790800-Other Oper-Misc	Customer Records and Collection Expenses	903	$ 1,587	$ 4,104	$ (13,837)	$ (32)	$ (23,575)	$ (19,038)
705	A_6790010-Bad Debt Exp CIS	Uncollectible Accounts	904	$ 66,126	$ 98,124	$ (526,998)	$ 268,425	$ 201,339	$ 157,818
706	A_6790020-Bad Debt Exp ARM	Uncollectible Accounts	904	$ 98,128	$ 282	$ 77,800	$ (77,729)	$ (0)	$ 435
707	A_6010000-1001/A6010000	Demonstrating and Selling Expenses	912	$ 0	$ -	$ -	$ 0	$ -	$ -
708	A_6010110-Labor Exempt ST	Demonstrating and Selling Expenses	912	$ 8,745	$ 15,497	$ 11,446	$ 9,920	$ 10,357	$ 14,673
709	A_6010130-Labor Exempt NonProd	Demonstrating and Selling Expenses	912	$ 4,759	$ (1,350)	$ 2,701	$ 4,686	$ 2,921	$ 598
710	A_6010990-Labor Seconded Empl	Demonstrating and Selling Expenses	912	$ -	$ -	$ -	$ -	$ -	$ -
711	A_6030010-EE ProfDue Subs Fees	Demonstrating and Selling Expenses	912	$ 1	$ -	$ -	$ 899	$ -	$ -
712	A_6030040-EE Meals 50% Deduct	Demonstrating and Selling Expenses	912	$ 1	$ 0	$ 211	$ 79	$ -	$ -

NMGC Exhibit ECB-5
Page 364 of 596

NEW MEXICO GAS COMPANY, INC.

Operations and Maintenance Summary
Base Period - 12 Months Ending March 31, 2023
Future Test Year - 12 Months Ending September 30, 2025

	A	B	C	P	Q	R	S	T	U
3	Description	Account Name	FERC Acct	Total Company Unadjusted Base Period Ending 3/31/2023	Base Period Adjustments	Adjusted Base Period	Removal of Separately Forecasted Items (To be added back Later)	Remaining Base Period O&M to be Escalated	Escalated Linkage 1 - Results of Pure Escalation of 3.93%
664	A_6010010-1001/R6010000	Customer Records and Collection Expenses	903	$ 580	$ 32	$ 612	$ (612)	$ -	$ -
665	A_6010110-Labor Exempt ST	Customer Records and Collection Expenses	903	$ 1,474,998	$ 198,978	$ 1,673,976	$ (1,673,976)	$ -	$ -
666	A_6010130-Labor Exempt NonProd	Customer Records and Collection Expenses	903	$ 329,938	$ 18,142	$ 348,080	$ (348,080)	$ -	$ -
667	A_6010210-Labor NonExm ST	Customer Records and Collection Expenses	903	$ 4,489,241	$ 605,602	$ 5,094,843	$ (5,094,843)	$ -	$ -
668	A_6010220-Labor NonExm OT	Customer Records and Collection Expenses	903	$ 452,801	$ (72,291)	$ 380,510	$ (380,510)	$ -	$ -
669	A_6010230-Labor NonExm NonProd	Customer Records and Collection Expenses	903	$ 925,088	$ 50,867	$ 975,955	$ (975,955)	$ -	$ -
670	A_6010910-Labor OffCycle Bonus	Customer Records and Collection Expenses	903	$ 70,126	$ 3,856	$ 73,982	$ (73,982)	$ -	$ -
671	A_6030010-EE ProfDue Subs Fees	Customer Records and Collection Expenses	903	$ 1,469	$ -	$ 1,469	$ -	$ 1,469	$ 1,527
672	A_6030040-EE Meals 50% Deduct	Customer Records and Collection Expenses	903	$ 30,151	$ -	$ 30,151	$ -	$ 30,151	$ 31,336
673	A_6030050-EE Mileage	Customer Records and Collection Expenses	903	$ 10,901	$ -	$ 10,901	$ -	$ 10,901	$ 11,329
674	A_6030060-EE Shoes Uniforms	Customer Records and Collection Expenses	903	$ 34,780	$ -	$ 34,780	$ -	$ 34,780	$ 36,147
675	A_6030070-EE Training	Customer Records and Collection Expenses	903	$ 18,432	$ -	$ 18,432	$ -	$ 18,432	$ 19,157
676	A_6030080-EE Travel Lodging	Customer Records and Collection Expenses	903	$ 21,907	$ -	$ 21,907	$ -	$ 21,907	$ 22,769
677	A_6030091-EE Apprec and Gifts	Customer Records and Collection Expenses	903	$ 1,053	$ -	$ 1,053	$ -	$ 1,053	$ 1,095
678	A_6030800-EE Miscellaneous	Customer Records and Collection Expenses	903	$ 21,027	$ -	$ 21,027	$ -	$ 21,027	$ 21,853
679	A_6100010-Advertising	Customer Records and Collection Expenses	903	$ 13,991	$ -	$ 13,991	$ -	$ 13,991	$ 14,541
680	A_6100070-Consultants-Mgmt	Customer Records and Collection Expenses	903	$ 3,945	$ -	$ 3,945	$ -	$ 3,945	$ 4,100
681	A_6100080-Consultants-Other	Customer Records and Collection Expenses	903	$ 296,502	$ -	$ 296,502	$ -	$ 296,502	$ 308,161
682	A_6100100-Contractor Services	Customer Records and Collection Expenses	903	$ 68,864	$ -	$ 68,864	$ -	$ 68,864	$ 71,572
683	A_6100150-Printing	Customer Records and Collection Expenses	903	$ 6,617	$ -	$ 6,617	$ -	$ 6,617	$ 6,877
684	A_6400010-M&S FurnOffEquip	Customer Records and Collection Expenses	903	$ 34,391	$ -	$ 34,391	$ -	$ 34,391	$ 35,744
685	A_6400020-M&S Gen Office	Customer Records and Collection Expenses	903	$ 24,910	$ -	$ 24,910	$ -	$ 24,910	$ 25,889
686	A_6400070-M&S Safety	Customer Records and Collection Expenses	903	$ 715	$ -	$ 715	$ -	$ 715	$ 743
687	A_6400100-M&S OS Purchases	Customer Records and Collection Expenses	903	$ 9,358	$ -	$ 9,358	$ -	$ 9,358	$ 9,726
688	A_6400500-M&S Parts	Customer Records and Collection Expenses	903	$ 204	$ -	$ 204	$ -	$ 204	$ 212
689	A_6400510-M&S Small Tools	Customer Records and Collection Expenses	903	$ 1,048	$ -	$ 1,048	$ -	$ 1,048	$ 1,089
690	A_6401000-M&S Inven Issue	Customer Records and Collection Expenses	903	$ 6,777	$ -	$ 6,777	$ -	$ 6,777	$ 7,043
691	A_6500010-Transport-Vehicle	Customer Records and Collection Expenses	903	$ 28	$ -	$ 28	$ -	$ 28	$ 29
692	A_6710800-ST Rent-Other	Customer Records and Collection Expenses	903	$ 729	$ -	$ 729	$ -	$ 729	$ 757
693	A_6730030-Utilities-Telecom	Customer Records and Collection Expenses	903	$ 13	$ -	$ 13	$ -	$ 13	$ 14
694	A_6730800-Utilities-Other	Customer Records and Collection Expenses	903	$ 52	$ -	$ 52	$ -	$ 52	$ 54
695	A_6790101-Fees-Bank	Customer Records and Collection Expenses	903	$ 385,342	$ -	$ 385,342	$ -	$ 385,342	$ 400,494
696	A_6790199-Fees-Miscellaneous	Customer Records and Collection Expenses	903	$ 2,848	$ -	$ 2,848	$ -	$ 2,848	$ 2,960
697	A_6790210-Permitting	Customer Records and Collection Expenses	903	$ 242	$ -	$ 242	$ -	$ 242	$ 252
698	A_6790230-Postage Ship Courier	Customer Records and Collection Expenses	903	$ 2,663,465	$ -	$ 2,663,465	$ -	$ 2,663,465	$ 2,768,195
699	A_6790255-Selling Mktg Exp	Customer Records and Collection Expenses	903	$ 320,933	$ -	$ 320,933	$ -	$ 320,933	$ 333,552
700	A_6790320-Fleet Allocation	Customer Records and Collection Expenses	903	$ 652,358	$ -	$ 652,358	$ -	$ 652,358	$ 678,010
701	A_6790321-Stores Allocation	Customer Records and Collection Expenses	903	$ 1,125	$ -	$ 1,125	$ -	$ 1,125	$ 1,169
702	A_6790322-Small Tools Alloc	Customer Records and Collection Expenses	903	$ 520	$ -	$ 520	$ -	$ 520	$ 541
703	A_6790326-Facilities Alloc	Customer Records and Collection Expenses	903	$ 847,826	$ -	$ 847,826	$ -	$ 847,826	$ 881,163
704	A_6790800-Other Oper-Misc	Customer Records and Collection Expenses	903	$ (48,949)	$ -	$ (48,949)	$ -	$ (48,949)	$ (50,873)
705	A_6790010-Bad Debt Exp CIS	Uncollectible Accounts	904	$ 2,941,856	$ (1,813,988)	$ 1,127,868	$ -	$ 1,127,868	$ 1,172,217
706	A_6790020-Bad Debt Exp ARM	Uncollectible Accounts	904	$ 108,771	$ -	$ 108,771	$ -	$ 108,771	$ 113,048
707	A_6010000-1001/A6010000	Demonstrating and Selling Expenses	912	$ (339)	$ (19)	$ (358)	$ 358	$ -	$ -
708	A_6010110-Labor Exempt ST	Demonstrating and Selling Expenses	912	$ 143,361	$ 19,340	$ 162,701	$ (162,701)	$ -	$ -
709	A_6010130-Labor Exempt NonProd	Demonstrating and Selling Expenses	912	$ 25,830	$ 1,420	$ 27,251	$ (27,251)	$ -	$ -
710	A_6010990-Labor Seconded Empl	Demonstrating and Selling Expenses	912	$ 146,917	$ 8,078	$ 154,995	$ (154,995)	$ -	$ -
711	A_6030010-EE ProfDue Subs Fees	Demonstrating and Selling Expenses	912	$ 4,646	$ -	$ 4,646	$ -	$ 4,646	$ 4,828
712	A_6030040-EE Meals 50% Deduct	Demonstrating and Selling Expenses	912	$ (182)	$ -	$ (182)	$ -	$ (182)	$ (189)

NMGC Exhibit ECB-5
Page 365 of 596

NEW MEXICO GAS COMPANY, INC.

Operations and Maintenance Summary
Base Period - 12 Months Ending March 31, 2023
Future Test Year - 12 Months Ending September 30, 2025

	A	B	C	V	W	X	Y	Z	AA
3	Description	Account Name	FERC Acct	Total Linkage 1 Period Separately Forecasted Items	4/30/2023	5/31/2023	6/30/2023	7/31/2023	8/31/2023
664	A_6010010-1001/R6010000	Customer Records and Collection Expenses	903	$ 623	$ 52	$ 52	$ 52	$ 52	$ 52
665	A_6010110-Labor Exempt ST	Customer Records and Collection Expenses	903	$ 1,703,271	$ 141,939	$ 141,939	$ 141,939	$ 141,939	$ 141,939
666	A_6010130-Labor Exempt NonProd	Customer Records and Collection Expenses	903	$ 354,171	$ 29,514	$ 29,514	$ 29,514	$ 29,514	$ 29,514
667	A_6010210-Labor NonExm ST	Customer Records and Collection Expenses	903	$ 5,184,003	$ 432,000	$ 432,000	$ 432,000	$ 432,000	$ 432,000
668	A_6010220-Labor NonExm OT	Customer Records and Collection Expenses	903	$ 387,169	$ 32,264	$ 32,264	$ 32,264	$ 32,264	$ 32,264
669	A_6010230-Labor NonExm NonProd	Customer Records and Collection Expenses	903	$ 993,034	$ 82,753	$ 82,753	$ 82,753	$ 82,753	$ 82,753
670	A_6010910-Labor OffCycle Bonus	Customer Records and Collection Expenses	903	$ 75,277	$ 6,273	$ 6,273	$ 6,273	$ 6,273	$ 6,273
671	A_6030010-EE ProfDue Subs Fees	Customer Records and Collection Expenses	903	$ -	$ 127	$ 127	$ 127	$ 127	$ 127
672	A_6030040-EE Meals 50% Deduct	Customer Records and Collection Expenses	903	$ -	$ 2,611	$ 2,611	$ 2,611	$ 2,611	$ 2,611
673	A_6030050-EE Mileage	Customer Records and Collection Expenses	903	$ -	$ 944	$ 944	$ 944	$ 944	$ 944
674	A_6030060-EE Shoes Uniforms	Customer Records and Collection Expenses	903	$ -	$ 3,012	$ 3,012	$ 3,012	$ 3,012	$ 3,012
675	A_6030070-EE Training	Customer Records and Collection Expenses	903	$ -	$ 1,596	$ 1,596	$ 1,596	$ 1,596	$ 1,596
676	A_6030080-EE Travel Lodging	Customer Records and Collection Expenses	903	$ -	$ 1,897	$ 1,897	$ 1,897	$ 1,897	$ 1,897
677	A_6030091-EE Apprec and Gifts	Customer Records and Collection Expenses	903	$ -	$ 91	$ 91	$ 91	$ 91	$ 91
678	A_6030800-EE Miscellaneous	Customer Records and Collection Expenses	903	$ -	$ 1,821	$ 1,821	$ 1,821	$ 1,821	$ 1,821
679	A_6100010-Advertising	Customer Records and Collection Expenses	903	$ -	$ 1,212	$ 1,212	$ 1,212	$ 1,212	$ 1,212
680	A_6100070-Consultants-Mgmt	Customer Records and Collection Expenses	903	$ -	$ 342	$ 342	$ 342	$ 342	$ 342
681	A_6100080-Consultants-Other	Customer Records and Collection Expenses	903	$ -	$ 25,680	$ 25,680	$ 25,680	$ 25,680	$ 25,680
682	A_6100100-Contractor Services	Customer Records and Collection Expenses	903	$ -	$ 5,964	$ 5,964	$ 5,964	$ 5,964	$ 5,964
683	A_6100150-Printing	Customer Records and Collection Expenses	903	$ -	$ 573	$ 573	$ 573	$ 573	$ 573
684	A_6400010-M&S FurnOffEquip	Customer Records and Collection Expenses	903	$ -	$ 2,979	$ 2,979	$ 2,979	$ 2,979	$ 2,979
685	A_6400020-M&S Gen Office	Customer Records and Collection Expenses	903	$ -	$ 2,157	$ 2,157	$ 2,157	$ 2,157	$ 2,157
686	A_6400070-M&S Safety	Customer Records and Collection Expenses	903	$ -	$ 62	$ 62	$ 62	$ 62	$ 62
687	A_6400100-M&S OS Purchases	Customer Records and Collection Expenses	903	$ -	$ 810	$ 810	$ 810	$ 810	$ 810
688	A_6400500-M&S Parts	Customer Records and Collection Expenses	903	$ -	$ 18	$ 18	$ 18	$ 18	$ 18
689	A_6400510-M&S Small Tools	Customer Records and Collection Expenses	903	$ -	$ 91	$ 91	$ 91	$ 91	$ 91
690	A_6401000-M&S Inven Issue	Customer Records and Collection Expenses	903	$ -	$ 587	$ 587	$ 587	$ 587	$ 587
691	A_6500010-Transport-Vehicle	Customer Records and Collection Expenses	903	$ -	$ 2	$ 2	$ 2	$ 2	$ 2
692	A_6710800-ST Rent-Other	Customer Records and Collection Expenses	903	$ -	$ 63	$ 63	$ 63	$ 63	$ 63
693	A_6730030-Utilities-Telecom	Customer Records and Collection Expenses	903	$ -	$ 1	$ 1	$ 1	$ 1	$ 1
694	A_6730800-Utilities-Other	Customer Records and Collection Expenses	903	$ -	$ 4	$ 4	$ 4	$ 4	$ 4
695	A_6790101-Fees-Bank	Customer Records and Collection Expenses	903	$ -	$ 33,374	$ 33,374	$ 33,374	$ 33,374	$ 33,374
696	A_6790199-Fees-Miscellaneous	Customer Records and Collection Expenses	903	$ -	$ 247	$ 247	$ 247	$ 247	$ 247
697	A_6790210-Permitting	Customer Records and Collection Expenses	903	$ -	$ 21	$ 21	$ 21	$ 21	$ 21
698	A_6790230-Postage Ship Courier	Customer Records and Collection Expenses	903	$ -	$ 230,683	$ 230,683	$ 230,683	$ 230,683	$ 230,683
699	A_6790255-Selling Mktg Exp	Customer Records and Collection Expenses	903	$ -	$ 27,796	$ 27,796	$ 27,796	$ 27,796	$ 27,796
700	A_6790320-Fleet Allocation	Customer Records and Collection Expenses	903	$ -	$ 56,501	$ 56,501	$ 56,501	$ 56,501	$ 56,501
701	A_6790321-Stores Allocation	Customer Records and Collection Expenses	903	$ -	$ 97	$ 97	$ 97	$ 97	$ 97
702	A_6790322-Small Tools Alloc	Customer Records and Collection Expenses	903	$ -	$ 45	$ 45	$ 45	$ 45	$ 45
703	A_6790326-Facilities Alloc	Customer Records and Collection Expenses	903	$ -	$ 73,430	$ 73,430	$ 73,430	$ 73,430	$ 73,430
704	A_6790800-Other Oper-Misc	Customer Records and Collection Expenses	903	$ -	$ (4,239)	$ (4,239)	$ (4,239)	$ (4,239)	$ (4,239)
705	A_6790010-Bad Debt Exp CIS	Uncollectible Accounts	904	$ -	$ 97,685	$ 97,685	$ 97,685	$ 97,685	$ 97,685
706	A_6790020-Bad Debt Exp ARM	Uncollectible Accounts	904	$ -	$ 9,421	$ 9,421	$ 9,421	$ 9,421	$ 9,421
707	A_6010000-1001/A6010000	Demonstrating and Selling Expenses	912	$ (364)	$ (30)	$ (30)	$ (30)	$ (30)	$ (30)
708	A_6010110-Labor Exempt ST	Demonstrating and Selling Expenses	912	$ 165,548	$ 13,796	$ 13,796	$ 13,796	$ 13,796	$ 13,796
709	A_6010130-Labor Exempt NonProd	Demonstrating and Selling Expenses	912	$ 27,728	$ 2,311	$ 2,311	$ 2,311	$ 2,311	$ 2,311
710	A_6010990-Labor Seconded Empl	Demonstrating and Selling Expenses	912	$ 157,707	$ 13,142	$ 13,142	$ 13,142	$ 13,142	$ 13,142
711	A_6030010-EE ProfDue Subs Fees	Demonstrating and Selling Expenses	912	$ -	$ 402	$ 402	$ 402	$ 402	$ 402
712	A_6030040-EE Meals 50% Deduct	Demonstrating and Selling Expenses	912	$ -	$ (16)	$ (16)	$ (16)	$ (16)	$ (16)

NMGC Exhibit ECB-5
Page 366 of 596

NEW MEXICO GAS COMPANY, INC.

Operations and Maintenance Summary
Base Period - 12 Months Ending March 31, 2023
Future Test Year - 12 Months Ending September 30, 2025

	A	B	C	AB	AC	AD	AE	AF	AG
3	Description	Account Name	FERC Acct	9/30/2023	10/31/2023	11/30/2023	12/31/2023	1/31/2024	2/29/2024
664	A_6010010-1001/R6010000	Customer Records and Collection Expenses	903	$ 52	$ 52	$ 52	$ 52	$ 52	$ 52
665	A_6010110-Labor Exempt ST	Customer Records and Collection Expenses	903	$ 141,939	$ 141,939	$ 141,939	$ 141,939	$ 141,939	$ 141,939
666	A_6010130-Labor Exempt NonProd	Customer Records and Collection Expenses	903	$ 29,514	$ 29,514	$ 29,514	$ 29,514	$ 29,514	$ 29,514
667	A_6010210-Labor NonExm ST	Customer Records and Collection Expenses	903	$ 432,000	$ 432,000	$ 432,000	$ 432,000	$ 432,000	$ 432,000
668	A_6010220-Labor NonExm OT	Customer Records and Collection Expenses	903	$ 32,264	$ 32,264	$ 32,264	$ 32,264	$ 32,264	$ 32,264
669	A_6010230-Labor NonExm NonProd	Customer Records and Collection Expenses	903	$ 82,753	$ 82,753	$ 82,753	$ 82,753	$ 82,753	$ 82,753
670	A_6010910-Labor OffCycle Bonus	Customer Records and Collection Expenses	903	$ 6,273	$ 6,273	$ 6,273	$ 6,273	$ 6,273	$ 6,273
671	A_6030010-EE ProfDue Subs Fees	Customer Records and Collection Expenses	903	$ 127	$ 127	$ 127	$ 127	$ 127	$ 127
672	A_6030040-EE Meals 50% Deduct	Customer Records and Collection Expenses	903	$ 2,611	$ 2,611	$ 2,611	$ 2,611	$ 2,611	$ 2,611
673	A_6030050-EE Mileage	Customer Records and Collection Expenses	903	$ 944	$ 944	$ 944	$ 944	$ 944	$ 944
674	A_6030060-EE Shoes Uniforms	Customer Records and Collection Expenses	903	$ 3,012	$ 3,012	$ 3,012	$ 3,012	$ 3,012	$ 3,012
675	A_6030070-EE Training	Customer Records and Collection Expenses	903	$ 1,596	$ 1,596	$ 1,596	$ 1,596	$ 1,596	$ 1,596
676	A_6030080-EE Travel Lodging	Customer Records and Collection Expenses	903	$ 1,897	$ 1,897	$ 1,897	$ 1,897	$ 1,897	$ 1,897
677	A_6030091-EE Apprec and Gifts	Customer Records and Collection Expenses	903	$ 91	$ 91	$ 91	$ 91	$ 91	$ 91
678	A_6030800-EE Miscellaneous	Customer Records and Collection Expenses	903	$ 1,821	$ 1,821	$ 1,821	$ 1,821	$ 1,821	$ 1,821
679	A_6100010-Advertising	Customer Records and Collection Expenses	903	$ 1,212	$ 1,212	$ 1,212	$ 1,212	$ 1,212	$ 1,212
680	A_6100070-Consultants-Mgmt	Customer Records and Collection Expenses	903	$ 342	$ 342	$ 342	$ 342	$ 342	$ 342
681	A_6100080-Consultants-Other	Customer Records and Collection Expenses	903	$ 25,680	$ 25,680	$ 25,680	$ 25,680	$ 25,680	$ 25,680
682	A_6100100-Contractor Services	Customer Records and Collection Expenses	903	$ 5,964	$ 5,964	$ 5,964	$ 5,964	$ 5,964	$ 5,964
683	A_6100150-Printing	Customer Records and Collection Expenses	903	$ 573	$ 573	$ 573	$ 573	$ 573	$ 573
684	A_6400010-M&S FurnOffEquip	Customer Records and Collection Expenses	903	$ 2,979	$ 2,979	$ 2,979	$ 2,979	$ 2,979	$ 2,979
685	A_6400020-M&S Gen Office	Customer Records and Collection Expenses	903	$ 2,157	$ 2,157	$ 2,157	$ 2,157	$ 2,157	$ 2,157
686	A_6400070-M&S Safety	Customer Records and Collection Expenses	903	$ 62	$ 62	$ 62	$ 62	$ 62	$ 62
687	A_6400100-M&S OS Purchases	Customer Records and Collection Expenses	903	$ 810	$ 810	$ 810	$ 810	$ 810	$ 810
688	A_6400500-M&S Parts	Customer Records and Collection Expenses	903	$ 18	$ 18	$ 18	$ 18	$ 18	$ 18
689	A_6400510-M&S Small Tools	Customer Records and Collection Expenses	903	$ 91	$ 91	$ 91	$ 91	$ 91	$ 91
690	A_6401000-M&S Inven Issue	Customer Records and Collection Expenses	903	$ 587	$ 587	$ 587	$ 587	$ 587	$ 587
691	A_6500010-Transport-Vehicle	Customer Records and Collection Expenses	903	$ 2	$ 2	$ 2	$ 2	$ 2	$ 2
692	A_6710800-ST Rent-Other	Customer Records and Collection Expenses	903	$ 63	$ 63	$ 63	$ 63	$ 63	$ 63
693	A_6730030-Utilities-Telecom	Customer Records and Collection Expenses	903	$ 1	$ 1	$ 1	$ 1	$ 1	$ 1
694	A_6730800-Utilities-Other	Customer Records and Collection Expenses	903	$ 4	$ 4	$ 4	$ 4	$ 4	$ 4
695	A_6790101-Fees-Bank	Customer Records and Collection Expenses	903	$ 33,374	$ 33,374	$ 33,374	$ 33,374	$ 33,374	$ 33,374
696	A_6790199-Fees-Miscellaneous	Customer Records and Collection Expenses	903	$ 247	$ 247	$ 247	$ 247	$ 247	$ 247
697	A_6790210-Permitting	Customer Records and Collection Expenses	903	$ 21	$ 21	$ 21	$ 21	$ 21	$ 21
698	A_6790230-Postage Ship Courier	Customer Records and Collection Expenses	903	$ 230,683	$ 230,683	$ 230,683	$ 230,683	$ 230,683	$ 230,683
699	A_6790255-Selling Mktg Exp	Customer Records and Collection Expenses	903	$ 27,796	$ 27,796	$ 27,796	$ 27,796	$ 27,796	$ 27,796
700	A_6790320-Fleet Allocation	Customer Records and Collection Expenses	903	$ 56,501	$ 56,501	$ 56,501	$ 56,501	$ 56,501	$ 56,501
701	A_6790321-Stores Allocation	Customer Records and Collection Expenses	903	$ 97	$ 97	$ 97	$ 97	$ 97	$ 97
702	A_6790322-Small Tools Alloc	Customer Records and Collection Expenses	903	$ 45	$ 45	$ 45	$ 45	$ 45	$ 45
703	A_6790326-Facilities Alloc	Customer Records and Collection Expenses	903	$ 73,430	$ 73,430	$ 73,430	$ 73,430	$ 73,430	$ 73,430
704	A_6790800-Other Oper-Misc	Customer Records and Collection Expenses	903	$ (4,239)	$ (4,239)	$ (4,239)	$ (4,239)	$ (4,239)	$ (4,239)
705	A_6790010-Bad Debt Exp CIS	Uncollectible Accounts	904	$ 97,685	$ 97,685	$ 97,685	$ 97,685	$ 97,685	$ 97,685
706	A_6790020-Bad Debt Exp ARM	Uncollectible Accounts	904	$ 9,421	$ 9,421	$ 9,421	$ 9,421	$ 9,421	$ 9,421
707	A_6010000-1001/A6010000	Demonstrating and Selling Expenses	912	$ (30)	$ (30)	$ (30)	$ (30)	$ (30)	$ (30)
708	A_6010110-Labor Exempt ST	Demonstrating and Selling Expenses	912	$ 13,796	$ 13,796	$ 13,796	$ 13,796	$ 13,796	$ 13,796
709	A_6010130-Labor Exempt NonProd	Demonstrating and Selling Expenses	912	$ 2,311	$ 2,311	$ 2,311	$ 2,311	$ 2,311	$ 2,311
710	A_6010990-Labor Seconded Empl	Demonstrating and Selling Expenses	912	$ 13,142	$ 13,142	$ 13,142	$ 13,142	$ 13,142	$ 13,142
711	A_6030010-EE ProfDue Subs Fees	Demonstrating and Selling Expenses	912	$ 402	$ 402	$ 402	$ 402	$ 402	$ 402
712	A_6030040-EE Meals 50% Deduct	Demonstrating and Selling Expenses	912	$ (16)	$ (16)	$ (16)	$ (16)	$ (16)	$ (16)

NMGC Exhibit ECB-5
Page 367 of 596

NEW MEXICO GAS COMPANY, INC.

Operations and Maintenance Summary
Base Period - 12 Months Ending March 31, 2023
Future Test Year - 12 Months Ending September 30, 2025

	A	B	C	AH	AI	AJ	AK	AL	AM
3	Description	Account Name	FERC Acct	3/31/2024	Linkage 1 Ending 3/31/2024	Escalated Linkage 2 - Results of Pure Escalation of 1.62%	Total Linkage 2 Period Separately Forecasted Items	4/1/2024	5/1/2024
664	A_6010010-1001/R6010000	Customer Records and Collection Expenses	903	$ 52	$ 623	$ -	$ 634	$ 54	$ 54
665	A_6010110-Labor Exempt ST	Customer Records and Collection Expenses	903	$ 141,939	$ 1,703,271	$ -	$ 1,732,565	$ 146,822	$ 146,822
666	A_6010130-Labor Exempt NonProd	Customer Records and Collection Expenses	903	$ 29,514	$ 354,171	$ -	$ 360,263	$ 30,529	$ 30,529
667	A_6010210-Labor NonExm ST	Customer Records and Collection Expenses	903	$ 432,000	$ 5,184,003	$ -	$ 5,273,163	$ 446,860	$ 446,860
668	A_6010220-Labor NonExm OT	Customer Records and Collection Expenses	903	$ 32,264	$ 387,169	$ -	$ 393,828	$ 33,374	$ 33,374
669	A_6010230-Labor NonExm NonProd	Customer Records and Collection Expenses	903	$ 82,753	$ 993,034	$ -	$ 1,010,113	$ 85,599	$ 85,599
670	A_6010910-Labor OffCycle Bonus	Customer Records and Collection Expenses	903	$ 6,273	$ 75,277	$ -	$ 76,572	$ 6,489	$ 6,489
671	A_6030010-EE ProfDue Subs Fees	Customer Records and Collection Expenses	903	$ 127	$ 1,527	$ 1,552	$ -	$ 131	$ 131
672	A_6030040-EE Meals 50% Deduct	Customer Records and Collection Expenses	903	$ 2,611	$ 31,336	$ 31,845	$ -	$ 2,696	$ 2,696
673	A_6030050-EE Mileage	Customer Records and Collection Expenses	903	$ 944	$ 11,329	$ 11,513	$ -	$ 975	$ 975
674	A_6030060-EE Shoes Uniforms	Customer Records and Collection Expenses	903	$ 3,012	$ 36,147	$ 36,734	$ -	$ 3,110	$ 3,110
675	A_6030070-EE Training	Customer Records and Collection Expenses	903	$ 1,596	$ 19,157	$ 19,468	$ -	$ 1,648	$ 1,648
676	A_6030080-EE Travel Lodging	Customer Records and Collection Expenses	903	$ 1,897	$ 22,769	$ 23,138	$ -	$ 1,959	$ 1,959
677	A_6030091-EE Apprec and Gifts	Customer Records and Collection Expenses	903	$ 91	$ 1,095	$ 1,113	$ -	$ 94	$ 94
678	A_6030800-EE Miscellaneous	Customer Records and Collection Expenses	903	$ 1,821	$ 21,853	$ 22,208	$ -	$ 1,880	$ 1,880
679	A_6100010-Advertising	Customer Records and Collection Expenses	903	$ 1,212	$ 14,541	$ 14,777	$ -	$ 1,251	$ 1,251
680	A_6100070-Consultants-Mgmt	Customer Records and Collection Expenses	903	$ 342	$ 4,100	$ 4,166	$ -	$ 353	$ 353
681	A_6100080-Consultants-Other	Customer Records and Collection Expenses	903	$ 25,680	$ 308,161	$ 313,163	$ -	$ 26,514	$ 26,514
682	A_6100100-Contractor Services	Customer Records and Collection Expenses	903	$ 5,964	$ 71,572	$ 72,734	$ -	$ 6,158	$ 6,158
683	A_6100150-Printing	Customer Records and Collection Expenses	903	$ 573	$ 6,877	$ 6,988	$ -	$ 592	$ 592
684	A_6400010-M&S FurnOffEquip	Customer Records and Collection Expenses	903	$ 2,979	$ 35,744	$ 36,324	$ -	$ 3,075	$ 3,075
685	A_6400020-M&S Gen Office	Customer Records and Collection Expenses	903	$ 2,157	$ 25,889	$ 26,310	$ -	$ 2,227	$ 2,227
686	A_6400070-M&S Safety	Customer Records and Collection Expenses	903	$ 62	$ 743	$ 755	$ -	$ 64	$ 64
687	A_6400100-M&S OS Purchases	Customer Records and Collection Expenses	903	$ 810	$ 9,726	$ 9,883	$ -	$ 837	$ 837
688	A_6400500-M&S Parts	Customer Records and Collection Expenses	903	$ 18	$ 212	$ 215	$ -	$ 18	$ 18
689	A_6400510-M&S Small Tools	Customer Records and Collection Expenses	903	$ 91	$ 1,089	$ 1,107	$ -	$ 94	$ 94
690	A_6401000-M&S Inven Issue	Customer Records and Collection Expenses	903	$ 587	$ 7,043	$ 7,157	$ -	$ 606	$ 606
691	A_6500010-Transport-Vehicle	Customer Records and Collection Expenses	903	$ 2	$ 29	$ 30	$ -	$ 3	$ 3
692	A_6710800-ST Rent-Other	Customer Records and Collection Expenses	903	$ 63	$ 757	$ 770	$ -	$ 65	$ 65
693	A_6730030-Utilities-Telecom	Customer Records and Collection Expenses	903	$ 1	$ 14	$ 14	$ -	$ 1	$ 1
694	A_6730800-Utilities-Other	Customer Records and Collection Expenses	903	$ 4	$ 54	$ 55	$ -	$ 5	$ 5
695	A_6790101-Fees-Bank	Customer Records and Collection Expenses	903	$ 33,374	$ 400,494	$ 406,994	$ -	$ 34,458	$ 34,458
696	A_6790199-Fees-Miscellaneous	Customer Records and Collection Expenses	903	$ 247	$ 2,960	$ 3,008	$ -	$ 255	$ 255
697	A_6790210-Permitting	Customer Records and Collection Expenses	903	$ 21	$ 252	$ 256	$ -	$ 22	$ 22
698	A_6790230-Postage Ship Courier	Customer Records and Collection Expenses	903	$ 230,683	$ 2,768,195	$ 2,813,124	$ -	$ 238,171	$ 238,171
699	A_6790255-Selling Mktg Exp	Customer Records and Collection Expenses	903	$ 27,796	$ 333,552	$ 338,966	$ -	$ 28,698	$ 28,698
700	A_6790320-Fleet Allocation	Customer Records and Collection Expenses	903	$ 56,501	$ 678,010	$ 689,014	$ -	$ 58,335	$ 58,335
701	A_6790321-Stores Allocation	Customer Records and Collection Expenses	903	$ 97	$ 1,169	$ 1,188	$ -	$ 101	$ 101
702	A_6790322-Small Tools Alloc	Customer Records and Collection Expenses	903	$ 45	$ 541	$ 549	$ -	$ 47	$ 47
703	A_6790326-Facilities Alloc	Customer Records and Collection Expenses	903	$ 73,430	$ 881,163	$ 895,465	$ -	$ 75,814	$ 75,814
704	A_6790800-Other Oper-Misc	Customer Records and Collection Expenses	903	$ (4,239)	$ (50,873)	$ (51,699)	$ -	$ (4,377)	$ (4,377)
705	A_6790010-Bad Debt Exp CIS	Uncollectible Accounts	904	$ 97,685	$ 1,172,217	$ 1,191,243	$ -	$ 100,856	$ 100,856
706	A_6790020-Bad Debt Exp ARM	Uncollectible Accounts	904	$ 9,421	$ 113,048	$ 114,883	$ -	$ 9,726	$ 9,726
707	A_6010000-1001/A6010000	Demonstrating and Selling Expenses	912	$ (30)	$ (364)	$ -	$ (371)	$ (31)	$ (31)
708	A_6010110-Labor Exempt ST	Demonstrating and Selling Expenses	912	$ 13,796	$ 165,548	$ -	$ 168,395	$ 14,270	$ 14,270
709	A_6010130-Labor Exempt NonProd	Demonstrating and Selling Expenses	912	$ 2,311	$ 27,728	$ -	$ 28,204	$ 2,390	$ 2,390
710	A_6010990-Labor Seconded Empl	Demonstrating and Selling Expenses	912	$ 13,142	$ 157,707	$ -	$ 160,420	$ 13,594	$ 13,594
711	A_6030010-EE ProfDue Subs Fees	Demonstrating and Selling Expenses	912	$ 402	$ 4,828	$ 4,907	$ -	$ 415	$ 415
712	A_6030040-EE Meals 50% Deduct	Demonstrating and Selling Expenses	912	$ (16)	$ (189)	$ (192)	$ -	$ (16)	$ (16)

NMGC Exhibit ECB-5
Page 368 of 596

NEW MEXICO GAS COMPANY, INC.

Operations and Maintenance Summary
Base Period - 12 Months Ending March 31, 2023
Future Test Year - 12 Months Ending September 30, 2025

	A	B	C	AN	AO	AP	AQ	AR
3	Description	Account Name	FERC Acct	6/1/2024	7/1/2024	8/1/2024	9/1/2024	Linkage 2 Ending 9/30/2024
664	A_6010010-1001/R6010000	Customer Records and Collection Expenses	903	$ 54	$ 54	$ 54	$ 54	$ 634
665	A_6010110-Labor Exempt ST	Customer Records and Collection Expenses	903	$ 146,822	$ 146,822	$ 146,822	$ 146,822	$ 1,732,565
666	A_6010130-Labor Exempt NonProd	Customer Records and Collection Expenses	903	$ 30,529	$ 30,529	$ 30,529	$ 30,529	$ 360,263
667	A_6010210-Labor NonExm ST	Customer Records and Collection Expenses	903	$ 446,860	$ 446,860	$ 446,860	$ 446,860	$ 5,273,163
668	A_6010220-Labor NonExm OT	Customer Records and Collection Expenses	903	$ 33,374	$ 33,374	$ 33,374	$ 33,374	$ 393,828
669	A_6010230-Labor NonExm NonProd	Customer Records and Collection Expenses	903	$ 85,599	$ 85,599	$ 85,599	$ 85,599	$ 1,010,113
670	A_6010910-Labor OffCycle Bonus	Customer Records and Collection Expenses	903	$ 6,489	$ 6,489	$ 6,489	$ 6,489	$ 76,572
671	A_6030010-EE ProfDue Subs Fees	Customer Records and Collection Expenses	903	$ 131	$ 131	$ 131	$ 131	$ 1,552
672	A_6030040-EE Meals 50% Deduct	Customer Records and Collection Expenses	903	$ 2,696	$ 2,696	$ 2,696	$ 2,696	$ 31,845
673	A_6030050-EE Mileage	Customer Records and Collection Expenses	903	$ 975	$ 975	$ 975	$ 975	$ 11,513
674	A_6030060-EE Shoes Uniforms	Customer Records and Collection Expenses	903	$ 3,110	$ 3,110	$ 3,110	$ 3,110	$ 36,734
675	A_6030070-EE Training	Customer Records and Collection Expenses	903	$ 1,648	$ 1,648	$ 1,648	$ 1,648	$ 19,468
676	A_6030080-EE Travel Lodging	Customer Records and Collection Expenses	903	$ 1,959	$ 1,959	$ 1,959	$ 1,959	$ 23,138
677	A_6030091-EE Apprec and Gifts	Customer Records and Collection Expenses	903	$ 94	$ 94	$ 94	$ 94	$ 1,113
678	A_6030800-EE Miscellaneous	Customer Records and Collection Expenses	903	$ 1,880	$ 1,880	$ 1,880	$ 1,880	$ 22,208
679	A_6100010-Advertising	Customer Records and Collection Expenses	903	$ 1,251	$ 1,251	$ 1,251	$ 1,251	$ 14,777
680	A_6100070-Consultants-Mgmt	Customer Records and Collection Expenses	903	$ 353	$ 353	$ 353	$ 353	$ 4,166
681	A_6100080-Consultants-Other	Customer Records and Collection Expenses	903	$ 26,514	$ 26,514	$ 26,514	$ 26,514	$ 313,163
682	A_6100100-Contractor Services	Customer Records and Collection Expenses	903	$ 6,158	$ 6,158	$ 6,158	$ 6,158	$ 72,734
683	A_6100150-Printing	Customer Records and Collection Expenses	903	$ 592	$ 592	$ 592	$ 592	$ 6,988
684	A_6400010-M&S FurnOffEquip	Customer Records and Collection Expenses	903	$ 3,075	$ 3,075	$ 3,075	$ 3,075	$ 36,324
685	A_6400020-M&S Gen Office	Customer Records and Collection Expenses	903	$ 2,227	$ 2,227	$ 2,227	$ 2,227	$ 26,310
686	A_6400070-M&S Safety	Customer Records and Collection Expenses	903	$ 64	$ 64	$ 64	$ 64	$ 755
687	A_6400100-M&S OS Purchases	Customer Records and Collection Expenses	903	$ 837	$ 837	$ 837	$ 837	$ 9,883
688	A_6400500-M&S Parts	Customer Records and Collection Expenses	903	$ 18	$ 18	$ 18	$ 18	$ 215
689	A_6400510-M&S Small Tools	Customer Records and Collection Expenses	903	$ 94	$ 94	$ 94	$ 94	$ 1,107
690	A_6401000-M&S Inven Issue	Customer Records and Collection Expenses	903	$ 606	$ 606	$ 606	$ 606	$ 7,157
691	A_6500010-Transport-Vehicle	Customer Records and Collection Expenses	903	$ 3	$ 3	$ 3	$ 3	$ 30
692	A_6710800-ST Rent-Other	Customer Records and Collection Expenses	903	$ 65	$ 65	$ 65	$ 65	$ 770
693	A_6730030-Utilities-Telecom	Customer Records and Collection Expenses	903	$ 1	$ 1	$ 1	$ 1	$ 14
694	A_6730800-Utilities-Other	Customer Records and Collection Expenses	903	$ 5	$ 5	$ 5	$ 5	$ 55
695	A_6790101-Fees-Bank	Customer Records and Collection Expenses	903	$ 34,458	$ 34,458	$ 34,458	$ 34,458	$ 406,994
696	A_6790199-Fees-Miscellaneous	Customer Records and Collection Expenses	903	$ 255	$ 255	$ 255	$ 255	$ 3,008
697	A_6790210-Permitting	Customer Records and Collection Expenses	903	$ 22	$ 22	$ 22	$ 22	$ 256
698	A_6790230-Postage Ship Courier	Customer Records and Collection Expenses	903	$ 238,171	$ 238,171	$ 238,171	$ 238,171	$ 2,813,124
699	A_6790255-Selling Mktg Exp	Customer Records and Collection Expenses	903	$ 28,698	$ 28,698	$ 28,698	$ 28,698	$ 338,966
700	A_6790320-Fleet Allocation	Customer Records and Collection Expenses	903	$ 58,335	$ 58,335	$ 58,335	$ 58,335	$ 689,014
701	A_6790321-Stores Allocation	Customer Records and Collection Expenses	903	$ 101	$ 101	$ 101	$ 101	$ 1,188
702	A_6790322-Small Tools Alloc	Customer Records and Collection Expenses	903	$ 47	$ 47	$ 47	$ 47	$ 549
703	A_6790326-Facilities Alloc	Customer Records and Collection Expenses	903	$ 75,814	$ 75,814	$ 75,814	$ 75,814	$ 895,465
704	A_6790800-Other Oper-Misc	Customer Records and Collection Expenses	903	$ (4,377)	$ (4,377)	$ (4,377)	$ (4,377)	$ (51,699)
705	A_6790010-Bad Debt Exp CIS	Uncollectible Accounts	904	$ 100,856	$ 100,856	$ 100,856	$ 100,856	$ 1,191,243
706	A_6790020-Bad Debt Exp ARM	Uncollectible Accounts	904	$ 9,726	$ 9,726	$ 9,726	$ 9,726	$ 114,883
707	A_6010000-1001/A6010000	Demonstrating and Selling Expenses	912	$ (31)	$ (31)	$ (31)	$ (31)	$ (371)
708	A_6010110-Labor Exempt ST	Demonstrating and Selling Expenses	912	$ 14,270	$ 14,270	$ 14,270	$ 14,270	$ 168,395
709	A_6010130-Labor Exempt NonProd	Demonstrating and Selling Expenses	912	$ 2,390	$ 2,390	$ 2,390	$ 2,390	$ 28,204
710	A_6010990-Labor Seconded Empl	Demonstrating and Selling Expenses	912	$ 13,594	$ 13,594	$ 13,594	$ 13,594	$ 160,420
711	A_6030010-EE ProfDue Subs Fees	Demonstrating and Selling Expenses	912	$ 415	$ 415	$ 415	$ 415	$ 4,907
712	A_6030040-EE Meals 50% Deduct	Demonstrating and Selling Expenses	912	$ (16)	$ (16)	$ (16)	$ (16)	$ (192)

NMGC Exhibit ECB-5
Page 369 of 596

NEW MEXICO GAS COMPANY, INC.

Operations and Maintenance Summary
Base Period - 12 Months Ending March 31, 2023
Future Test Year - 12 Months Ending September 30, 2025

	A	B	C	D	E	F	G	H	I
3	Description	Account Name	FERC Acct	4/30/2022	5/31/2022	6/30/2022	7/31/2022	8/31/2022	9/30/2022
713	A_6030070-EE Training	Demonstrating and Selling Expenses	912	$ -	$ 370	$ -	$ -	$ -	$ 998
714	A_6030080-EE Travel Lodging	Demonstrating and Selling Expenses	912	$ 975	$ 2,887	$ (1,901)	$ -	$ -	$ 1,189
715	A_6030091-EE Apprec and Gifts	Demonstrating and Selling Expenses	912	$ -	$ 0	$ -	$ -	$ 0	$ -
716	A_6030800-EE Miscellaneous	Demonstrating and Selling Expenses	912	$ 500	$ 128	$ 0	$ 88	$ (0)	$ 7,412
717	A_6100070-Consultants-Mgmt	Demonstrating and Selling Expenses	912	$ 1	$ -	$ -	$ -	$ -	$ -
718	A_6400020-M&S Gen Office	Demonstrating and Selling Expenses	912	$ -	$ 34	$ (34)	$ -	$ -	$ -
719	A_6790055-Economic Development	Demonstrating and Selling Expenses	912	$ 1,068	$ 4,932	$ 1,000	$ 300	$ -	$ -
720	A_6010000-1001/A6010000	Misc. Sales Expenses	916	$ -	$ 0	$ 0	$ 0	$ 0	$ 0
721	A_6010110-Labor Exempt ST	Misc. Sales Expenses	916	$ 28,741	$ 35,623	$ 15,429	$ 17,434	$ 31,708	$ 27,165
722	A_6010130-Labor Exempt NonProd	Misc. Sales Expenses	916	$ 4,563	$ (732)	$ 19,462	$ 6,407	$ 740	$ 5,624
723	A_6030010-EE ProfDue Subs Fees	Misc. Sales Expenses	916	$ -	$ -	$ -	$ -	$ 2,300	$ 85
724	A_6030040-EE Meals 50% Deduct	Misc. Sales Expenses	916	$ 331	$ 123	$ 520	$ 140	$ 489	$ 18
725	A_6030070-EE Training	Misc. Sales Expenses	916	$ -	$ 971	$ 605	$ -	$ -	$ 7
726	A_6030080-EE Travel Lodging	Misc. Sales Expenses	916	$ 492	$ 1,331	$ 1,199	$ 640	$ 2,397	$ 386
727	A_6030091-EE Apprec and Gifts	Misc. Sales Expenses	916	$ -	$ 0	$ -	$ -	$ 1	$ -
728	A_6030800-EE Miscellaneous	Misc. Sales Expenses	916	$ -	$ 0	$ 1	$ 0	$ (1)	$ -
729	A_6100070-Consultants-Mgmt	Misc. Sales Expenses	916	$ 2	$ -	$ -	$ -	$ -	$ -
730	A_6400020-M&S Gen Office	Misc. Sales Expenses	916	$ -	$ -	$ -	$ -	$ 74	$ -
731	A_6400080-M&S Vehicle Fuel	Misc. Sales Expenses	916	$ 60	$ -	$ -	$ -	$ -	$ -
732	A_6500010-Transport-Vehicle	Misc. Sales Expenses	916	$ -	$ -	$ 11	$ -	$ -	$ -
733	A_6790199-Fees-Miscellaneous	Misc. Sales Expenses	916	$ -	$ -	$ -	$ -	$ -	$ -
734	A_6790230-Postage Ship Courier	Misc. Sales Expenses	916	$ -	$ -	$ -	$ 42	$ -	$ -
735	A_6790320-Fleet Allocation	Misc. Sales Expenses	916	$ 2,221	$ 2,956	$ 1,468	$ 1,616	$ 2,193	$ 2,347
736	**Total Customer Related O&M**			**$ 1,254,916**	**$ 1,523,946**	**$ 1,282,821**	**$ 1,254,265**	**$ (120,881)**	**$ 5,093,274**
737									
738	**Administrative & General Expenses - Operation:**								
739	A_6010000-1001/A6010000	Administrative & General Salaries	920	$ (1,295)	$ 2,445	$ 1,721	$ 126	$ (1)	$ (2,226)
740	A_6010010-1001/R6010010	Administrative & General Salaries	920	$ (454)	$ -	$ -	$ -	$ -	$ -
741	A_6010110-Labor Exempt ST	Administrative & General Salaries	920	$ 522,121	$ 629,904	$ 549,003	$ 572,242	$ 597,209	$ 526,885
742	A_6010130-Labor Exempt NonProd	Administrative & General Salaries	920	$ 184,931	$ 38,522	$ 120,449	$ 103,167	$ 114,842	$ 126,134
743	A_6010210-Labor NonExm ST	Administrative & General Salaries	920	$ 29,855	$ 50,978	$ 39,902	$ 39,899	$ 37,994	$ 31,983
744	A_6010220-Labor NonExm OT	Administrative & General Salaries	920	$ 740	$ 5,842	$ 15	$ 918	$ 3,354	$ 510
745	A_6010230-Labor NonExm NonProd	Administrative & General Salaries	920	$ 20,560	$ (1,874)	$ 8,205	$ 6,407	$ 5,404	$ 8,998
746	A_6010400-Labor Severance	Administrative & General Salaries	920	$ -	$ -	$ -	$ 38,750	$ -	$ -
747	A_6010910-Labor OffCycle Bonus	Administrative & General Salaries	920	$ 0	$ -	$ -	$ 10	$ -	$ 104,034
748	A_6010990-Labor Seconded Empl	Administrative & General Salaries	920	$ 53,229	$ 34,940	$ 35,044	$ 34,697	$ 34,751	$ 93,693
749	A_6018999-Labor Exp Reclass	Administrative & General Salaries	920	$ -	$ -	$ -	$ (1,650)	$ -	$ -
750	A_6020900-Employee Incentive	Administrative & General Salaries	920	$ 397,500	$ 397,500	$ 555,795	$ 555,795	$ 555,795	$ 349,880
751	A_6790199-Fees-Miscellaneous	Administrative & General Salaries	920	$ 10	$ 1,701	$ -	$ 554	$ 1,206	$ 297
752	A_6790800-Other Oper-Misc	Administrative & General Salaries	920	$ -	$ -	$ 17,000	$ 4,040	$ 4,624	$ -
753	A_6030010-EE ProfDue Subs Fees	Office Supplies and Expenses	921	$ 17,191	$ 27,522	$ 13,898	$ 29,187	$ 17,551	$ 23,655
754	A_6030040-EE Meals 50% Deduct	Office Supplies and Expenses	921	$ 2,738	$ 2,302	$ 5,947	$ 2,824	$ 5,291	$ 4,262
755	A_6030050-EE Mileage	Office Supplies and Expenses	921	$ -	$ -	$ -	$ -	$ 135	$ -
756	A_6030060-EE Shoes Uniforms	Office Supplies and Expenses	921	$ 151	$ (302)	$ 992	$ -	$ -	$ 135
757	A_6030070-EE Training	Office Supplies and Expenses	921	$ 12,228	$ 31,798	$ 4,351	$ 48,160	$ (1,386)	$ 330
758	A_6030080-EE Travel Lodging	Office Supplies and Expenses	921	$ 1,825	$ 2,023	$ 7,366	$ 10,945	$ 10,792	$ 19,598
759	A_6030091-EE Apprec and Gifts	Office Supplies and Expenses	921	$ 539	$ 7	$ -	$ 214	$ 26	$ 726
760	A_6030800-EE Miscellaneous	Office Supplies and Expenses	921	$ 5,359	$ 1,008	$ 1,484	$ 869	$ 1,771	$ 64,671
761	A_6400010-M&S FurnOffEquip	Office Supplies and Expenses	921	$ 4,283	$ 1,985	$ 5,406	$ 2,862	$ 45,847	$ 10,322

NMGC Exhibit ECB-5
Page 370 of 596

NEW MEXICO GAS COMPANY, INC.

Operations and Maintenance Summary
Base Period - 12 Months Ending March 31, 2023
Future Test Year - 12 Months Ending September 30, 2025

	A	B	C	J	K	L	M	N	O
3	Description	Account Name	FERC Acct	10/31/2022	11/30/2022	12/31/2022	1/31/2023	2/28/2023	3/31/2023
713	A_6030070-EE Training	Demonstrating and Selling Expenses	912	$ 55	$ 7	$ 25	$ 131	$ (22)	$ -
714	A_6030080-EE Travel Lodging	Demonstrating and Selling Expenses	912	$ 304	$ -	$ 176	$ 218	$ -	$ 335
715	A_6030091-EE Apprec and Gifts	Demonstrating and Selling Expenses	912	$ -	$ -	$ -	$ -	$ -	$ -
716	A_6030800-EE Miscellaneous	Demonstrating and Selling Expenses	912	$ (7,306)	$ (96)	$ -	$ -	$ -	$ 1,429
717	A_6100070-Consultants-Mgmt	Demonstrating and Selling Expenses	912	$ -	$ 49	$ 38	$ -	$ -	$ -
718	A_6400020-M&S Gen Office	Demonstrating and Selling Expenses	912	$ -	$ -	$ 45	$ 64	$ -	$ -
719	A_6790055-Economic Development	Demonstrating and Selling Expenses	912	$ -	$ -	$ 3,000	$ -	$ 1,550	$ -
720	A_6010000-1001/A6010000	Misc. Sales Expenses	916	$ -	$ 0	$ -	$ -	$ -	$ 0
721	A_6010110-Labor Exempt ST	Misc. Sales Expenses	916	$ 29,530	$ 28,165	$ 16,140	$ 24,863	$ 31,337	$ 32,850
722	A_6010130-Labor Exempt NonProd	Misc. Sales Expenses	916	$ 1,768	$ 4,623	$ 16,648	$ 9,124	$ (440)	$ 2,682
723	A_6030010-EE ProfDue Subs Fees	Misc. Sales Expenses	916	$ 1,002	$ -	$ -	$ 245	$ 618	$ -
724	A_6030040-EE Meals 50% Deduct	Misc. Sales Expenses	916	$ 271	$ 222	$ 84	$ 281	$ -	$ 410
725	A_6030070-EE Training	Misc. Sales Expenses	916	$ 127	$ 17	$ 58	$ 680	$ (52)	$ 325
726	A_6030080-EE Travel Lodging	Misc. Sales Expenses	916	$ 1,463	$ 1,778	$ 1,008	$ 2,069	$ 160	$ 7,581
727	A_6030091-EE Apprec and Gifts	Misc. Sales Expenses	916	$ -	$ -	$ -	$ -	$ -	$ -
728	A_6030800-EE Miscellaneous	Misc. Sales Expenses	916	$ -	$ -	$ -	$ -	$ -	$ -
729	A_6100070-Consultants-Mgmt	Misc. Sales Expenses	916	$ -	$ 114	$ 89	$ -	$ -	$ -
730	A_6400020-M&S Gen Office	Misc. Sales Expenses	916	$ -	$ -	$ -	$ -	$ -	$ -
731	A_6400080-M&S Vehicle Fuel	Misc. Sales Expenses	916	$ -	$ -	$ -	$ -	$ -	$ -
732	A_6500010-Transport-Vehicle	Misc. Sales Expenses	916	$ -	$ -	$ -	$ -	$ -	$ -
733	A_6790199-Fees-Miscellaneous	Misc. Sales Expenses	916	$ -	$ 20	$ -	$ -	$ -	$ -
734	A_6790230-Postage Ship Courier	Misc. Sales Expenses	916	$ -	$ -	$ -	$ -	$ -	$ -
735	A_6790320-Fleet Allocation	Misc. Sales Expenses	916	$ 2,350	$ 1,762	$ 1,660	$ 1,634	$ 2,552	$ 2,212
736	**Total Customer Related O&M**			**$ 1,444,232**	**$ 1,340,692**	**$ 859,564**	**$ 1,437,822**	**$ 1,397,151**	**$ 1,464,213**
737									
738	**Administrative & General Expenses - Operation:**								
739	A_6010000-1001/A6010000	Administrative & General Salaries	920	$ (1,575)	$ (1)	$ (1)	$ (1)	$ 4,216	$ (0)
740	A_6010010-1001/R6010010	Administrative & General Salaries	920	$ -	$ -	$ -	$ -	$ -	$ -
741	A_6010110-Labor Exempt ST	Administrative & General Salaries	920	$ 563,476	$ 607,681	$ 398,632	$ 496,055	$ 614,130	$ 671,231
742	A_6010130-Labor Exempt NonProd	Administrative & General Salaries	920	$ 70,043	$ 52,977	$ 244,761	$ 157,575	$ 16,841	$ 54,535
743	A_6010210-Labor NonExm ST	Administrative & General Salaries	920	$ 38,675	$ 37,171	$ (148,009)	$ 238,143	$ 64,688	$ 57,926
744	A_6010220-Labor NonExm OT	Administrative & General Salaries	920	$ 2,001	$ 1,553	$ 2,213	$ 1,315	$ 1,580	$ 1,685
745	A_6010230-Labor NonExm NonProd	Administrative & General Salaries	920	$ 2,557	$ 3,118	$ 21,543	$ 24,147	$ 2,183	$ 379
746	A_6010400-Labor Severance	Administrative & General Salaries	920	$ -	$ -	$ -	$ -	$ -	$ -
747	A_6010910-Labor OffCycle Bonus	Administrative & General Salaries	920	$ 15	$ -	$ -	$ 16,416	$ -	$ (167)
748	A_6010990-Labor Seconded Empl	Administrative & General Salaries	920	$ 25,312	$ 25,785	$ 24,724	$ 15,906	$ 16,246	$ 29,535
749	A_6018999-Labor Exp Reclass	Administrative & General Salaries	920	$ -	$ -	$ 1,650	$ -	$ -	$ (70)
750	A_6020900-Employee Incentive	Administrative & General Salaries	920	$ 349,880	$ (58,030)	$ 1,757,875	$ 417,400	$ 826,496	$ 826,685
751	A_6790199-Fees-Miscellaneous	Administrative & General Salaries	920	$ 125	$ 209	$ 38	$ 487	$ 410	$ 445
752	A_6790800-Other Oper-Misc	Administrative & General Salaries	920	$ -	$ (21,103)	$ -	$ -	$ -	$ (83,090)
753	A_6030010-EE ProfDue Subs Fees	Office Supplies and Expenses	921	$ 24,251	$ 20,343	$ 18,585	$ 6,127	$ 6,506	$ 45,990
754	A_6030040-EE Meals 50% Deduct	Office Supplies and Expenses	921	$ 3,180	$ 4,565	$ 16,172	$ 2,711	$ 3,637	$ 8,307
755	A_6030050-EE Mileage	Office Supplies and Expenses	921	$ -	$ 70	$ 422	$ 638	$ 74	$ 77
756	A_6030060-EE Shoes Uniforms	Office Supplies and Expenses	921	$ -	$ 5	$ 152	$ 14	$ -	$ -
757	A_6030070-EE Training	Office Supplies and Expenses	921	$ 37,076	$ 1,994	$ 12,907	$ 13,576	$ (74)	$ 6,434
758	A_6030080-EE Travel Lodging	Office Supplies and Expenses	921	$ 6,245	$ 9,265	$ 8,663	$ 9,201	$ 20,457	$ 13,031
759	A_6030091-EE Apprec and Gifts	Office Supplies and Expenses	921	$ 163	$ 59	$ 2,975	$ 819	$ -	$ 342
760	A_6030800-EE Miscellaneous	Office Supplies and Expenses	921	$ 43,493	$ 32,659	$ 22,811	$ 3,767	$ 9,207	$ 2,388
761	A_6400010-M&S FurnOffEquip	Office Supplies and Expenses	921	$ 2,599	$ 7,106	$ 159	$ 36	$ 1,194	$ 26,430

NMGC Exhibit ECB-5
Page 371 of 596

NEW MEXICO GAS COMPANY, INC.

Operations and Maintenance Summary
Base Period - 12 Months Ending March 31, 2023
Future Test Year - 12 Months Ending September 30, 2025

	A	B	C	P	Q	R	S	T	U
3	Description	Account Name	FERC Acct	Total Company Unadjusted Base Period Ending 3/31/2023	Base Period Adjustments	Adjusted Base Period	Removal of Separately Forecasted Items (To be added back Later)	Remaining Base Period O&M to be Escalated	Escalated Linkage 1 - Results of Pure Escalation of 3.93%
713	A_6030070-EE Training	Demonstrating and Selling Expenses	912	$ 1,564	$ -	$ 1,564	$ -	$ 1,564	$ 1,626
714	A_6030080-EE Travel Lodging	Demonstrating and Selling Expenses	912	$ 4,182	$ -	$ 4,182	$ -	$ 4,182	$ 4,347
715	A_6030091-EE Apprec and Gifts	Demonstrating and Selling Expenses	912	$ 1	$ -	$ 1	$ -	$ 1	$ 1
716	A_6030800-EE Miscellaneous	Demonstrating and Selling Expenses	912	$ 2,155	$ -	$ 2,155	$ -	$ 2,155	$ 2,240
717	A_6100070-Consultants-Mgmt	Demonstrating and Selling Expenses	912	$ 89	$ -	$ 89	$ -	$ 89	$ 92
718	A_6400020-M&S Gen Office	Demonstrating and Selling Expenses	912	$ 109	$ -	$ 109	$ -	$ 109	$ 113
719	A_6790055-Economic Development	Demonstrating and Selling Expenses	912	$ 11,850	$ -	$ 11,850	$ -	$ 11,850	$ 12,316
720	A_6010000-1001/A6010000	Misc. Sales Expenses	916	$ 0	$ 0	$ 0	$ (0)	$ -	$ -
721	A_6010110-Labor Exempt ST	Misc. Sales Expenses	916	$ 318,985	$ 43,031	$ 362,016	$ (362,016)	$ -	$ -
722	A_6010130-Labor Exempt NonProd	Misc. Sales Expenses	916	$ 70,468	$ 3,875	$ 74,343	$ (74,343)	$ -	$ -
723	A_6030010-EE ProfDue Subs Fees	Misc. Sales Expenses	916	$ 4,250	$ -	$ 4,250	$ -	$ 4,250	$ 4,418
724	A_6030040-EE Meals 50% Deduct	Misc. Sales Expenses	916	$ 2,889	$ -	$ 2,889	$ -	$ 2,889	$ 3,002
725	A_6030070-EE Training	Misc. Sales Expenses	916	$ 2,738	$ -	$ 2,738	$ -	$ 2,738	$ 2,845
726	A_6030080-EE Travel Lodging	Misc. Sales Expenses	916	$ 20,504	$ -	$ 20,504	$ -	$ 20,504	$ 21,311
727	A_6030091-EE Apprec and Gifts	Misc. Sales Expenses	916	$ 1	$ -	$ 1	$ -	$ 1	$ 1
728	A_6030800-EE Miscellaneous	Misc. Sales Expenses	916	$ 0	$ -	$ 0	$ -	$ 0	$ 0
729	A_6100070-Consultants-Mgmt	Misc. Sales Expenses	916	$ 205	$ -	$ 205	$ -	$ 205	$ 214
730	A_6400020-M&S Gen Office	Misc. Sales Expenses	916	$ 74	$ -	$ 74	$ -	$ 74	$ 77
731	A_6400080-M&S Vehicle Fuel	Misc. Sales Expenses	916	$ 60	$ -	$ 60	$ -	$ 60	$ 62
732	A_6500010-Transport-Vehicle	Misc. Sales Expenses	916	$ 11	$ -	$ 11	$ -	$ 11	$ 11
733	A_6790199-Fees-Miscellaneous	Misc. Sales Expenses	916	$ 20	$ -	$ 20	$ -	$ 20	$ 21
734	A_6790230-Postage Ship Courier	Misc. Sales Expenses	916	$ 42	$ -	$ 42	$ -	$ 42	$ 44
735	A_6790320-Fleet Allocation	Misc. Sales Expenses	916	$ 24,969	$ -	$ 24,969	$ -	$ 24,969	$ 25,951
736	**Total Customer Related O&M**			**$ 18,232,014**	**$ (852,234)**	**$ 17,379,780**	**$ (10,419,269)**	**$ 6,960,511**	**$ 7,234,208**
737									
738	**Administrative & General Expenses - Operation:**								
739	A_6010000-1001/A6010000	Administrative & General Salaries	920	$ 3,408	$ -	$ 3,408	$ -	$ 3,408	$ 3,542
740	A_6010010-1001/R6010010	Administrative & General Salaries	920	$ (454)	$ -	$ (454)	$ -	$ (454)	$ (472)
741	A_6010110-Labor Exempt ST	Administrative & General Salaries	920	$ 6,748,568	$ 910,388	$ 7,658,956	$ (7,658,956)	$ -	$ -
742	A_6010130-Labor Exempt NonProd	Administrative & General Salaries	920	$ 1,284,777	$ 70,644	$ 1,355,421	$ (1,355,421)	$ -	$ -
743	A_6010210-Labor NonExm ST	Administrative & General Salaries	920	$ 519,206	$ 70,041	$ 589,247	$ (589,247)	$ -	$ -
744	A_6010220-Labor NonExm OT	Administrative & General Salaries	920	$ 21,726	$ (3,469)	$ 18,257	$ (18,257)	$ -	$ -
745	A_6010230-Labor NonExm NonProd	Administrative & General Salaries	920	$ 101,626	$ 5,588	$ 107,214	$ (107,214)	$ -	$ -
746	A_6010400-Labor Severance	Administrative & General Salaries	920	$ 38,750	$ (38,750)	$ -	$ -	$ -	$ -
747	A_6010910-Labor OffCycle Bonus	Administrative & General Salaries	920	$ 120,307	$ 6,615	$ 126,922	$ (126,922)	$ -	$ -
748	A_6010990-Labor Seconded Empl	Administrative & General Salaries	920	$ 423,863	$ 23,306	$ 447,170	$ (447,170)	$ -	$ -
749	A_6018999-Labor Exp Reclass	Administrative & General Salaries	920	$ (70)	$ (4)	$ (74)	$ 74	$ -	$ -
750	A_6020900-Employee Incentive	Administrative & General Salaries	920	$ 6,932,571	$ (1,670,972)	$ 5,261,599	$ (5,261,599)	$ -	$ -
751	A_6790199-Fees-Miscellaneous	Administrative & General Salaries	920	$ 5,481	$ -	$ 5,481	$ -	$ 5,481	$ 5,697
752	A_6790800-Other Oper-Misc	Administrative & General Salaries	920	$ (78,529)	$ -	$ (78,529)	$ -	$ (78,529)	$ (81,617)
753	A_6030010-EE ProfDue Subs Fees	Office Supplies and Expenses	921	$ 250,803	$ -	$ 250,803	$ -	$ 250,803	$ 260,665
754	A_6030040-EE Meals 50% Deduct	Office Supplies and Expenses	921	$ 61,937	$ -	$ 61,937	$ -	$ 61,937	$ 64,373
755	A_6030050-EE Mileage	Office Supplies and Expenses	921	$ 1,416	$ -	$ 1,416	$ -	$ 1,416	$ 1,472
756	A_6030060-EE Shoes Uniforms	Office Supplies and Expenses	921	$ 1,147	$ -	$ 1,147	$ -	$ 1,147	$ 1,192
757	A_6030070-EE Training	Office Supplies and Expenses	921	$ 167,392	$ -	$ 167,392	$ -	$ 167,392	$ 173,974
758	A_6030080-EE Travel Lodging	Office Supplies and Expenses	921	$ 119,410	$ -	$ 119,410	$ -	$ 119,410	$ 124,106
759	A_6030091-EE Apprec and Gifts	Office Supplies and Expenses	921	$ 5,871	$ -	$ 5,871	$ -	$ 5,871	$ 6,102
760	A_6030800-EE Miscellaneous	Office Supplies and Expenses	921	$ 189,488	$ -	$ 189,488	$ -	$ 189,488	$ 196,939
761	A_6400010-M&S FurnOffEquip	Office Supplies and Expenses	921	$ 108,228	$ -	$ 108,228	$ -	$ 108,228	$ 112,484

NMGC Exhibit ECB-5
Page 372 of 596

NEW MEXICO GAS COMPANY, INC.

Operations and Maintenance Summary
Base Period - 12 Months Ending March 31, 2023
Future Test Year - 12 Months Ending September 30, 2025

	A	B	C	V	W	X	Y	Z	AA
3	Description	Account Name	FERC Acct	Total Linkage 1 Period Separately Forecasted Items	4/30/2023	5/31/2023	6/30/2023	7/31/2023	8/31/2023
713	A_6030070-EE Training	Demonstrating and Selling Expenses	912	$ -	$ 135	$ 135	$ 135	$ 135	$ 135
714	A_6030080-EE Travel Lodging	Demonstrating and Selling Expenses	912	$ -	$ 362	$ 362	$ 362	$ 362	$ 362
715	A_6030091-EE Apprec and Gifts	Demonstrating and Selling Expenses	912	$ -	$ 0	$ 0	$ 0	$ 0	$ 0
716	A_6030800-EE Miscellaneous	Demonstrating and Selling Expenses	912	$ -	$ 187	$ 187	$ 187	$ 187	$ 187
717	A_6100070-Consultants-Mgmt	Demonstrating and Selling Expenses	912	$ -	$ 8	$ 8	$ 8	$ 8	$ 8
718	A_6400020-M&S Gen Office	Demonstrating and Selling Expenses	912	$ -	$ 9	$ 9	$ 9	$ 9	$ 9
719	A_6790055-Economic Development	Demonstrating and Selling Expenses	912	$ -	$ 1,026	$ 1,026	$ 1,026	$ 1,026	$ 1,026
720	A_6010000-1001/A6010000	Misc. Sales Expenses	916	$ 0	$ 0	$ 0	$ 0	$ 0	$ 0
721	A_6010110-Labor Exempt ST	Misc. Sales Expenses	916	$ 368,352	$ 30,696	$ 30,696	$ 30,696	$ 30,696	$ 30,696
722	A_6010130-Labor Exempt NonProd	Misc. Sales Expenses	916	$ 75,644	$ 6,304	$ 6,304	$ 6,304	$ 6,304	$ 6,304
723	A_6030010-EE ProfDue Subs Fees	Misc. Sales Expenses	916	$ -	$ 368	$ 368	$ 368	$ 368	$ 368
724	A_6030040-EE Meals 50% Deduct	Misc. Sales Expenses	916	$ -	$ 250	$ 250	$ 250	$ 250	$ 250
725	A_6030070-EE Training	Misc. Sales Expenses	916	$ -	$ 237	$ 237	$ 237	$ 237	$ 237
726	A_6030080-EE Travel Lodging	Misc. Sales Expenses	916	$ -	$ 1,776	$ 1,776	$ 1,776	$ 1,776	$ 1,776
727	A_6030091-EE Apprec and Gifts	Misc. Sales Expenses	916	$ -	$ 0	$ 0	$ 0	$ 0	$ 0
728	A_6030800-EE Miscellaneous	Misc. Sales Expenses	916	$ -	$ 0	$ 0	$ 0	$ 0	$ 0
729	A_6100070-Consultants-Mgmt	Misc. Sales Expenses	916	$ -	$ 18	$ 18	$ 18	$ 18	$ 18
730	A_6400020-M&S Gen Office	Misc. Sales Expenses	916	$ -	$ 6	$ 6	$ 6	$ 6	$ 6
731	A_6400080-M&S Vehicle Fuel	Misc. Sales Expenses	916	$ -	$ 5	$ 5	$ 5	$ 5	$ 5
732	A_6500010-Transport-Vehicle	Misc. Sales Expenses	916	$ -	$ 1	$ 1	$ 1	$ 1	$ 1
733	A_6790199-Fees-Miscellaneous	Misc. Sales Expenses	916	$ -	$ 2	$ 2	$ 2	$ 2	$ 2
734	A_6790230-Postage Ship Courier	Misc. Sales Expenses	916	$ -	$ 4	$ 4	$ 4	$ 4	$ 4
735	A_6790320-Fleet Allocation	Misc. Sales Expenses	916	$ -	$ 2,163	$ 2,163	$ 2,163	$ 2,163	$ 2,163
736	**Total Customer Related O&M**			**$ 10,601,606**	**$ 1,486,318**	**$ 1,486,318**	**$ 1,486,318**	**$ 1,486,318**	**$ 1,486,318**
737									
738	**Administrative & General Expenses - Operation:**								
739	A_6010000-1001/A6010000	Administrative & General Salaries	920	$ -	$ 295	$ 295	$ 295	$ 295	$ 295
740	A_6010010-1001/R6010010	Administrative & General Salaries	920	$ -	$ (39)	$ (39)	$ (39)	$ (39)	$ (39)
741	A_6010110-Labor Exempt ST	Administrative & General Salaries	920	$ 7,792,987	$ 649,416	$ 649,416	$ 649,416	$ 649,416	$ 649,416
742	A_6010130-Labor Exempt NonProd	Administrative & General Salaries	920	$ 1,379,141	$ 114,928	$ 114,928	$ 114,928	$ 114,928	$ 114,928
743	A_6010210-Labor NonExm ST	Administrative & General Salaries	920	$ 599,559	$ 49,963	$ 49,963	$ 49,963	$ 49,963	$ 49,963
744	A_6010220-Labor NonExm OT	Administrative & General Salaries	920	$ 18,577	$ 1,548	$ 1,548	$ 1,548	$ 1,548	$ 1,548
745	A_6010230-Labor NonExm NonProd	Administrative & General Salaries	920	$ 109,090	$ 9,091	$ 9,091	$ 9,091	$ 9,091	$ 9,091
746	A_6010400-Labor Severance	Administrative & General Salaries	920	$ -	$ -	$ -	$ -	$ -	$ -
747	A_6010910-Labor OffCycle Bonus	Administrative & General Salaries	920	$ 129,143	$ 10,762	$ 10,762	$ 10,762	$ 10,762	$ 10,762
748	A_6010990-Labor Seconded Empl	Administrative & General Salaries	920	$ 454,995	$ 37,916	$ 37,916	$ 37,916	$ 37,916	$ 37,916
749	A_6018999-Labor Exp Reclass	Administrative & General Salaries	920	$ (75)	$ (6)	$ (6)	$ (6)	$ (6)	$ (6)
750	A_6020900-Employee Incentive	Administrative & General Salaries	920	$ 5,668,106	$ 472,342	$ 472,342	$ 472,342	$ 472,342	$ 472,342
751	A_6790199-Fees-Miscellaneous	Administrative & General Salaries	920	$ -	$ 475	$ 475	$ 475	$ 475	$ 475
752	A_6790800-Other Oper-Misc	Administrative & General Salaries	920	$ -	$ (6,801)	$ (6,801)	$ (6,801)	$ (6,801)	$ (6,801)
753	A_6030010-EE ProfDue Subs Fees	Office Supplies and Expenses	921	$ -	$ 21,722	$ 21,722	$ 21,722	$ 21,722	$ 21,722
754	A_6030040-EE Meals 50% Deduct	Office Supplies and Expenses	921	$ -	$ 5,364	$ 5,364	$ 5,364	$ 5,364	$ 5,364
755	A_6030050-EE Mileage	Office Supplies and Expenses	921	$ -	$ 123	$ 123	$ 123	$ 123	$ 123
756	A_6030060-EE Shoes Uniforms	Office Supplies and Expenses	921	$ -	$ 99	$ 99	$ 99	$ 99	$ 99
757	A_6030070-EE Training	Office Supplies and Expenses	921	$ -	$ 14,498	$ 14,498	$ 14,498	$ 14,498	$ 14,498
758	A_6030080-EE Travel Lodging	Office Supplies and Expenses	921	$ -	$ 10,342	$ 10,342	$ 10,342	$ 10,342	$ 10,342
759	A_6030091-EE Apprec and Gifts	Office Supplies and Expenses	921	$ -	$ 508	$ 508	$ 508	$ 508	$ 508
760	A_6030800-EE Miscellaneous	Office Supplies and Expenses	921	$ -	$ 16,412	$ 16,412	$ 16,412	$ 16,412	$ 16,412
761	A_6400010-M&S FurnOffEquip	Office Supplies and Expenses	921	$ -	$ 9,374	$ 9,374	$ 9,374	$ 9,374	$ 9,374

NMGC Exhibit ECB-5
Page 373 of 596

NEW MEXICO GAS COMPANY, INC.

Operations and Maintenance Summary
Base Period - 12 Months Ending March 31, 2023
Future Test Year - 12 Months Ending September 30, 2025

	A	B	C	AB	AC	AD	AE	AF	AG
3	Description	Account Name	FERC Acct	9/30/2023	10/31/2023	11/30/2023	12/31/2023	1/31/2024	2/29/2024
713	A_6030070-EE Training	Demonstrating and Selling Expenses	912	$ 135	$ 135	$ 135	$ 135	$ 135	$ 135
714	A_6030080-EE Travel Lodging	Demonstrating and Selling Expenses	912	$ 362	$ 362	$ 362	$ 362	$ 362	$ 362
715	A_6030091-EE Apprec and Gifts	Demonstrating and Selling Expenses	912	$ 0	$ 0	$ 0	$ 0	$ 0	$ 0
716	A_6030800-EE Miscellaneous	Demonstrating and Selling Expenses	912	$ 187	$ 187	$ 187	$ 187	$ 187	$ 187
717	A_6100070-Consultants-Mgmt	Demonstrating and Selling Expenses	912	$ 8	$ 8	$ 8	$ 8	$ 8	$ 8
718	A_6400020-M&S Gen Office	Demonstrating and Selling Expenses	912	$ 9	$ 9	$ 9	$ 9	$ 9	$ 9
719	A_6790055-Economic Development	Demonstrating and Selling Expenses	912	$ 1,026	$ 1,026	$ 1,026	$ 1,026	$ 1,026	$ 1,026
720	A_6010000-1001/A6010000	Misc. Sales Expenses	916	$ 0	$ 0	$ 0	$ 0	$ 0	$ 0
721	A_6010110-Labor Exempt ST	Misc. Sales Expenses	916	$ 30,696	$ 30,696	$ 30,696	$ 30,696	$ 30,696	$ 30,696
722	A_6010130-Labor Exempt NonProd	Misc. Sales Expenses	916	$ 6,304	$ 6,304	$ 6,304	$ 6,304	$ 6,304	$ 6,304
723	A_6030010-EE ProfDue Subs Fees	Misc. Sales Expenses	916	$ 368	$ 368	$ 368	$ 368	$ 368	$ 368
724	A_6030040-EE Meals 50% Deduct	Misc. Sales Expenses	916	$ 250	$ 250	$ 250	$ 250	$ 250	$ 250
725	A_6030070-EE Training	Misc. Sales Expenses	916	$ 237	$ 237	$ 237	$ 237	$ 237	$ 237
726	A_6030080-EE Travel Lodging	Misc. Sales Expenses	916	$ 1,776	$ 1,776	$ 1,776	$ 1,776	$ 1,776	$ 1,776
727	A_6030091-EE Apprec and Gifts	Misc. Sales Expenses	916	$ 0	$ 0	$ 0	$ 0	$ 0	$ 0
728	A_6030800-EE Miscellaneous	Misc. Sales Expenses	916	$ 0	$ 0	$ 0	$ 0	$ 0	$ 0
729	A_6100070-Consultants-Mgmt	Misc. Sales Expenses	916	$ 18	$ 18	$ 18	$ 18	$ 18	$ 18
730	A_6400020-M&S Gen Office	Misc. Sales Expenses	916	$ 6	$ 6	$ 6	$ 6	$ 6	$ 6
731	A_6400080-M&S Vehicle Fuel	Misc. Sales Expenses	916	$ 5	$ 5	$ 5	$ 5	$ 5	$ 5
732	A_6500010-Transport-Vehicle	Misc. Sales Expenses	916	$ 1	$ 1	$ 1	$ 1	$ 1	$ 1
733	A_6790199-Fees-Miscellaneous	Misc. Sales Expenses	916	$ 2	$ 2	$ 2	$ 2	$ 2	$ 2
734	A_6790230-Postage Ship Courier	Misc. Sales Expenses	916	$ 4	$ 4	$ 4	$ 4	$ 4	$ 4
735	A_6790320-Fleet Allocation	Misc. Sales Expenses	916	$ 2,163	$ 2,163	$ 2,163	$ 2,163	$ 2,163	$ 2,163
736	**Total Customer Related O&M**			**$ 1,486,318**	**$ 1,486,318**	**$ 1,486,318**	**$ 1,486,318**	**$ 1,486,318**	**$ 1,486,318**
737									
738	**Administrative & General Expenses - Operation:**								
739	A_6010000-1001/A6010000	Administrative & General Salaries	920	$ 295	$ 295	$ 295	$ 295	$ 295	$ 295
740	A_6010010-1001/R6010010	Administrative & General Salaries	920	$ (39)	$ (39)	$ (39)	$ (39)	$ (39)	$ (39)
741	A_6010110-Labor Exempt ST	Administrative & General Salaries	920	$ 649,416	$ 649,416	$ 649,416	$ 649,416	$ 649,416	$ 649,416
742	A_6010130-Labor Exempt NonProd	Administrative & General Salaries	920	$ 114,928	$ 114,928	$ 114,928	$ 114,928	$ 114,928	$ 114,928
743	A_6010210-Labor NonExm ST	Administrative & General Salaries	920	$ 49,963	$ 49,963	$ 49,963	$ 49,963	$ 49,963	$ 49,963
744	A_6010220-Labor NonExm OT	Administrative & General Salaries	920	$ 1,548	$ 1,548	$ 1,548	$ 1,548	$ 1,548	$ 1,548
745	A_6010230-Labor NonExm NonProd	Administrative & General Salaries	920	$ 9,091	$ 9,091	$ 9,091	$ 9,091	$ 9,091	$ 9,091
746	A_6010400-Labor Severance	Administrative & General Salaries	920	$ -	$ -	$ -	$ -	$ -	$ -
747	A_6010910-Labor OffCycle Bonus	Administrative & General Salaries	920	$ 10,762	$ 10,762	$ 10,762	$ 10,762	$ 10,762	$ 10,762
748	A_6010990-Labor Seconded Empl	Administrative & General Salaries	920	$ 37,916	$ 37,916	$ 37,916	$ 37,916	$ 37,916	$ 37,916
749	A_6018999-Labor Exp Reclass	Administrative & General Salaries	920	$ (6)	$ (6)	$ (6)	$ (6)	$ (6)	$ (6)
750	A_6020900-Employee Incentive	Administrative & General Salaries	920	$ 472,342	$ 472,342	$ 472,342	$ 472,342	$ 472,342	$ 472,342
751	A_6790199-Fees-Miscellaneous	Administrative & General Salaries	920	$ 475	$ 475	$ 475	$ 475	$ 475	$ 475
752	A_6790800-Other Oper-Misc	Administrative & General Salaries	920	$ (6,801)	$ (6,801)	$ (6,801)	$ (6,801)	$ (6,801)	$ (6,801)
753	A_6030010-EE ProfDue Subs Fees	Office Supplies and Expenses	921	$ 21,722	$ 21,722	$ 21,722	$ 21,722	$ 21,722	$ 21,722
754	A_6030040-EE Meals 50% Deduct	Office Supplies and Expenses	921	$ 5,364	$ 5,364	$ 5,364	$ 5,364	$ 5,364	$ 5,364
755	A_6030050-EE Mileage	Office Supplies and Expenses	921	$ 123	$ 123	$ 123	$ 123	$ 123	$ 123
756	A_6030060-EE Shoes Uniforms	Office Supplies and Expenses	921	$ 99	$ 99	$ 99	$ 99	$ 99	$ 99
757	A_6030070-EE Training	Office Supplies and Expenses	921	$ 14,498	$ 14,498	$ 14,498	$ 14,498	$ 14,498	$ 14,498
758	A_6030080-EE Travel Lodging	Office Supplies and Expenses	921	$ 10,342	$ 10,342	$ 10,342	$ 10,342	$ 10,342	$ 10,342
759	A_6030091-EE Apprec and Gifts	Office Supplies and Expenses	921	$ 508	$ 508	$ 508	$ 508	$ 508	$ 508
760	A_6030800-EE Miscellaneous	Office Supplies and Expenses	921	$ 16,412	$ 16,412	$ 16,412	$ 16,412	$ 16,412	$ 16,412
761	A_6400010-M&S FurnOffEquip	Office Supplies and Expenses	921	$ 9,374	$ 9,374	$ 9,374	$ 9,374	$ 9,374	$ 9,374

NMGC Exhibit ECB-5
Page 374 of 596

NEW MEXICO GAS COMPANY, INC.

Operations and Maintenance Summary
Base Period - 12 Months Ending March 31, 2023
Future Test Year - 12 Months Ending September 30, 2025

	A	B	C	AH	AI	AJ	AK	AL	AM
3	Description	Account Name	FERC Acct	3/31/2024	Linkage 1 Ending 3/31/2024	Escalated Linkage 2 - Results of Pure Escalation of 1.62%	Total Linkage 2 Period Separately Forecasted Items	4/1/2024	5/1/2024
713	A_6030070-EE Training	Demonstrating and Selling Expenses	912	$ 135	$ 1,626	$ 1,652	$ -	$ 140	$ 140
714	A_6030080-EE Travel Lodging	Demonstrating and Selling Expenses	912	$ 362	$ 4,347	$ 4,417	$ -	$ 374	$ 374
715	A_6030091-EE Apprec and Gifts	Demonstrating and Selling Expenses	912	$ 0	$ 1	$ 1	$ -	$ 0	$ 0
716	A_6030800-EE Miscellaneous	Demonstrating and Selling Expenses	912	$ 187	$ 2,240	$ 2,276	$ -	$ 193	$ 193
717	A_6100070-Consultants-Mgmt	Demonstrating and Selling Expenses	912	$ 8	$ 92	$ 94	$ -	$ 8	$ 8
718	A_6400020-M&S Gen Office	Demonstrating and Selling Expenses	912	$ 9	$ 113	$ 115	$ -	$ 10	$ 10
719	A_6790055-Economic Development	Demonstrating and Selling Expenses	912	$ 1,026	$ 12,316	$ 12,516	$ -	$ 1,060	$ 1,060
720	A_6010000-1001/A6010000	Misc. Sales Expenses	916	$ 0	$ 0	$ -	$ 0	$ 0	$ 0
721	A_6010110-Labor Exempt ST	Misc. Sales Expenses	916	$ 30,696	$ 368,352	$ -	$ 374,687	$ 31,752	$ 31,752
722	A_6010130-Labor Exempt NonProd	Misc. Sales Expenses	916	$ 6,304	$ 75,644	$ -	$ 76,945	$ 6,520	$ 6,520
723	A_6030010-EE ProfDue Subs Fees	Misc. Sales Expenses	916	$ 368	$ 4,418	$ 4,489	$ -	$ 380	$ 380
724	A_6030040-EE Meals 50% Deduct	Misc. Sales Expenses	916	$ 250	$ 3,002	$ 3,051	$ -	$ 258	$ 258
725	A_6030070-EE Training	Misc. Sales Expenses	916	$ 237	$ 2,845	$ 2,891	$ -	$ 245	$ 245
726	A_6030080-EE Travel Lodging	Misc. Sales Expenses	916	$ 1,776	$ 21,311	$ 21,656	$ -	$ 1,834	$ 1,834
727	A_6030091-EE Apprec and Gifts	Misc. Sales Expenses	916	$ 0	$ 1	$ 1	$ -	$ 0	$ 0
728	A_6030800-EE Miscellaneous	Misc. Sales Expenses	916	$ 0	$ 0	$ 0	$ -	$ 0	$ 0
729	A_6100070-Consultants-Mgmt	Misc. Sales Expenses	916	$ 18	$ 214	$ 217	$ -	$ 18	$ 18
730	A_6400020-M&S Gen Office	Misc. Sales Expenses	916	$ 6	$ 77	$ 78	$ -	$ 7	$ 7
731	A_6400080-M&S Vehicle Fuel	Misc. Sales Expenses	916	$ 5	$ 62	$ 63	$ -	$ 5	$ 5
732	A_6500010-Transport-Vehicle	Misc. Sales Expenses	916	$ 1	$ 11	$ 11	$ -	$ 1	$ 1
733	A_6790199-Fees-Miscellaneous	Misc. Sales Expenses	916	$ 2	$ 21	$ 21	$ -	$ 2	$ 2
734	A_6790230-Postage Ship Courier	Misc. Sales Expenses	916	$ 4	$ 44	$ 44	$ -	$ 4	$ 4
735	A_6790320-Fleet Allocation	Misc. Sales Expenses	916	$ 2,163	$ 25,951	$ 26,373	$ -	$ 2,233	$ 2,233
736	**Total Customer Related O&M**			**$ 1,486,318**	**$ 17,835,814**	**$ 7,351,621**	**$ 10,783,943**	**$ 1,536,276**	**$ 1,536,276**
737									
738	**Administrative & General Expenses - Operation:**								
739	A_6010000-1001/A6010000	Administrative & General Salaries	920	$ 295	$ 3,542	$ 3,600	$ -	$ 305	$ 305
740	A_6010010-1001/R6010010	Administrative & General Salaries	920	$ (39)	$ (472)	$ (479)	$ -	$ (41)	$ (41)
741	A_6010110-Labor Exempt ST	Administrative & General Salaries	920	$ 649,416	$ 7,792,987	$ -	$ 7,927,019	$ 671,754	$ 671,754
742	A_6010130-Labor Exempt NonProd	Administrative & General Salaries	920	$ 114,928	$ 1,379,141	$ -	$ 1,402,861	$ 118,882	$ 118,882
743	A_6010210-Labor NonExm ST	Administrative & General Salaries	920	$ 49,963	$ 599,559	$ -	$ 609,871	$ 51,682	$ 51,682
744	A_6010220-Labor NonExm OT	Administrative & General Salaries	920	$ 1,548	$ 18,577	$ -	$ 18,896	$ 1,601	$ 1,601
745	A_6010230-Labor NonExm NonProd	Administrative & General Salaries	920	$ 9,091	$ 109,090	$ -	$ 110,967	$ 9,404	$ 9,404
746	A_6010400-Labor Severance	Administrative & General Salaries	920	$ -	$ -	$ -	$ -	$ -	$ -
747	A_6010910-Labor OffCycle Bonus	Administrative & General Salaries	920	$ 10,762	$ 129,143	$ -	$ 131,364	$ 11,132	$ 11,132
748	A_6010990-Labor Seconded Empl	Administrative & General Salaries	920	$ 37,916	$ 454,995	$ -	$ 462,821	$ 39,221	$ 39,221
749	A_6018999-Labor Exp Reclass	Administrative & General Salaries	920	$ (6)	$ (75)	$ -	$ (77)	$ (6)	$ (6)
750	A_6020900-Employee Incentive	Administrative & General Salaries	920	$ 472,342	$ 5,668,106	$ -	$ 5,765,592	$ 488,590	$ 488,590
751	A_6790199-Fees-Miscellaneous	Administrative & General Salaries	920	$ 475	$ 5,697	$ 5,789	$ -	$ 490	$ 490
752	A_6790800-Other Oper-Misc	Administrative & General Salaries	920	$ (6,801)	$ (81,617)	$ (82,942)	$ -	$ (7,022)	$ (7,022)
753	A_6030010-EE ProfDue Subs Fees	Office Supplies and Expenses	921	$ 21,722	$ 260,665	$ 264,896	$ -	$ 22,427	$ 22,427
754	A_6030040-EE Meals 50% Deduct	Office Supplies and Expenses	921	$ 5,364	$ 64,373	$ 65,417	$ -	$ 5,539	$ 5,539
755	A_6030050-EE Mileage	Office Supplies and Expenses	921	$ 123	$ 1,472	$ 1,496	$ -	$ 127	$ 127
756	A_6030060-EE Shoes Uniforms	Office Supplies and Expenses	921	$ 99	$ 1,192	$ 1,211	$ -	$ 103	$ 103
757	A_6030070-EE Training	Office Supplies and Expenses	921	$ 14,498	$ 173,974	$ 176,798	$ -	$ 14,968	$ 14,968
758	A_6030080-EE Travel Lodging	Office Supplies and Expenses	921	$ 10,342	$ 124,106	$ 126,120	$ -	$ 10,678	$ 10,678
759	A_6030091-EE Apprec and Gifts	Office Supplies and Expenses	921	$ 508	$ 6,102	$ 6,201	$ -	$ 525	$ 525
760	A_6030800-EE Miscellaneous	Office Supplies and Expenses	921	$ 16,412	$ 196,939	$ 200,135	$ -	$ 16,944	$ 16,944
761	A_6400010-M&S FurnOffEquip	Office Supplies and Expenses	921	$ 9,374	$ 112,484	$ 114,309	$ -	$ 9,678	$ 9,678

NMGC Exhibit ECB-5
Page 375 of 596

Sponsored by NMGC Witness Erik C. Buchanan

630 Schedule H-1.2 BaseLink 1 2

NEW MEXICO GAS COMPANY, INC.

Operations and Maintenance Summary
Base Period - 12 Months Ending March 31, 2023
Future Test Year - 12 Months Ending September 30, 2025

	A	B	C	AN	AO	AP	AQ	AR
3	Description	Account Name	FERC Acct	6/1/2024	7/1/2024	8/1/2024	9/1/2024	Linkage 2 Ending 9/30/2024
713	A_6030070-EE Training	Demonstrating and Selling Expenses	912	$ 140	$ 140	$ 140	$ 140	$ 1,652
714	A_6030080-EE Travel Lodging	Demonstrating and Selling Expenses	912	$ 374	$ 374	$ 374	$ 374	$ 4,417
715	A_6030091-EE Apprec and Gifts	Demonstrating and Selling Expenses	912	$ 0	$ 0	$ 0	$ 0	$ 1
716	A_6030800-EE Miscellaneous	Demonstrating and Selling Expenses	912	$ 193	$ 193	$ 193	$ 193	$ 2,276
717	A_6100070-Consultants-Mgmt	Demonstrating and Selling Expenses	912	$ 8	$ 8	$ 8	$ 8	$ 94
718	A_6400020-M&S Gen Office	Demonstrating and Selling Expenses	912	$ 10	$ 10	$ 10	$ 10	$ 115
719	A_6790055-Economic Development	Demonstrating and Selling Expenses	912	$ 1,060	$ 1,060	$ 1,060	$ 1,060	$ 12,516
720	A_6010000-1001/A6010000	Misc. Sales Expenses	916	$ 0	$ 0	$ 0	$ 0	$ 0
721	A_6010110-Labor Exempt ST	Misc. Sales Expenses	916	$ 31,752	$ 31,752	$ 31,752	$ 31,752	$ 374,687
722	A_6010130-Labor Exempt NonProd	Misc. Sales Expenses	916	$ 6,520	$ 6,520	$ 6,520	$ 6,520	$ 76,945
723	A_6030010-EE ProfDue Subs Fees	Misc. Sales Expenses	916	$ 380	$ 380	$ 380	$ 380	$ 4,489
724	A_6030040-EE Meals 50% Deduct	Misc. Sales Expenses	916	$ 258	$ 258	$ 258	$ 258	$ 3,051
725	A_6030070-EE Training	Misc. Sales Expenses	916	$ 245	$ 245	$ 245	$ 245	$ 2,891
726	A_6030080-EE Travel Lodging	Misc. Sales Expenses	916	$ 1,834	$ 1,834	$ 1,834	$ 1,834	$ 21,656
727	A_6030091-EE Apprec and Gifts	Misc. Sales Expenses	916	$ 0	$ 0	$ 0	$ 0	$ 1
728	A_6030800-EE Miscellaneous	Misc. Sales Expenses	916	$ 0	$ 0	$ 0	$ 0	$ 0
729	A_6100070-Consultants-Mgmt	Misc. Sales Expenses	916	$ 18	$ 18	$ 18	$ 18	$ 217
730	A_6400020-M&S Gen Office	Misc. Sales Expenses	916	$ 7	$ 7	$ 7	$ 7	$ 78
731	A_6400080-M&S Vehicle Fuel	Misc. Sales Expenses	916	$ 5	$ 5	$ 5	$ 5	$ 63
732	A_6500010-Transport-Vehicle	Misc. Sales Expenses	916	$ 1	$ 1	$ 1	$ 1	$ 11
733	A_6790199-Fees-Miscellaneous	Misc. Sales Expenses	916	$ 2	$ 2	$ 2	$ 2	$ 21
734	A_6790230-Postage Ship Courier	Misc. Sales Expenses	916	$ 4	$ 4	$ 4	$ 4	$ 44
735	A_6790320-Fleet Allocation	Misc. Sales Expenses	916	$ 2,233	$ 2,233	$ 2,233	$ 2,233	$ 26,373
736	**Total Customer Related O&M**			**$ 1,536,276**	**$ 1,536,276**	**$ 1,536,276**	**$ 1,536,276**	**$ 18,135,564**
737								
738	**Administrative & General Expenses - Operation:**							
739	A_6010000-1001/A6010000	Administrative & General Salaries	920	$ 305	$ 305	$ 305	$ 305	$ 3,600
740	A_6010010-1001/R6010010	Administrative & General Salaries	920	$ (41)	$ (41)	$ (41)	$ (41)	$ (479)
741	A_6010110-Labor Exempt ST	Administrative & General Salaries	920	$ 671,754	$ 671,754	$ 671,754	$ 671,754	$ 7,927,019
742	A_6010130-Labor Exempt NonProd	Administrative & General Salaries	920	$ 118,882	$ 118,882	$ 118,882	$ 118,882	$ 1,402,861
743	A_6010210-Labor NonExm ST	Administrative & General Salaries	920	$ 51,682	$ 51,682	$ 51,682	$ 51,682	$ 609,871
744	A_6010220-Labor NonExm OT	Administrative & General Salaries	920	$ 1,601	$ 1,601	$ 1,601	$ 1,601	$ 18,896
745	A_6010230-Labor NonExm NonProd	Administrative & General Salaries	920	$ 9,404	$ 9,404	$ 9,404	$ 9,404	$ 110,967
746	A_6010400-Labor Severance	Administrative & General Salaries	920	$ -	$ -	$ -	$ -	$ -
747	A_6010910-Labor OffCycle Bonus	Administrative & General Salaries	920	$ 11,132	$ 11,132	$ 11,132	$ 11,132	$ 131,364
748	A_6010990-Labor Seconded Empl	Administrative & General Salaries	920	$ 39,221	$ 39,221	$ 39,221	$ 39,221	$ 462,821
749	A_6018999-Labor Exp Reclass	Administrative & General Salaries	920	$ (6)	$ (6)	$ (6)	$ (6)	$ (77)
750	A_6020900-Employee Incentive	Administrative & General Salaries	920	$ 488,590	$ 488,590	$ 488,590	$ 488,590	$ 5,765,592
751	A_6790199-Fees-Miscellaneous	Administrative & General Salaries	920	$ 490	$ 490	$ 490	$ 490	$ 5,789
752	A_6790800-Other Oper-Misc	Administrative & General Salaries	920	$ (7,022)	$ (7,022)	$ (7,022)	$ (7,022)	$ (82,942)
753	A_6030010-EE ProfDue Subs Fees	Office Supplies and Expenses	921	$ 22,427	$ 22,427	$ 22,427	$ 22,427	$ 264,896
754	A_6030040-EE Meals 50% Deduct	Office Supplies and Expenses	921	$ 5,539	$ 5,539	$ 5,539	$ 5,539	$ 65,417
755	A_6030050-EE Mileage	Office Supplies and Expenses	921	$ 127	$ 127	$ 127	$ 127	$ 1,496
756	A_6030060-EE Shoes Uniforms	Office Supplies and Expenses	921	$ 103	$ 103	$ 103	$ 103	$ 1,211
757	A_6030070-EE Training	Office Supplies and Expenses	921	$ 14,968	$ 14,968	$ 14,968	$ 14,968	$ 176,798
758	A_6030080-EE Travel Lodging	Office Supplies and Expenses	921	$ 10,678	$ 10,678	$ 10,678	$ 10,678	$ 126,120
759	A_6030091-EE Apprec and Gifts	Office Supplies and Expenses	921	$ 525	$ 525	$ 525	$ 525	$ 6,201
760	A_6030800-EE Miscellaneous	Office Supplies and Expenses	921	$ 16,944	$ 16,944	$ 16,944	$ 16,944	$ 200,135
761	A_6400010-M&S FurnOffEquip	Office Supplies and Expenses	921	$ 9,678	$ 9,678	$ 9,678	$ 9,678	$ 114,309

NMGC Exhibit ECB-5
Page 376 of 596

NEW MEXICO GAS COMPANY, INC.

Operations and Maintenance Summary
Base Period - 12 Months Ending March 31, 2023
Future Test Year - 12 Months Ending September 30, 2025

	A	B	C	D	E	F	G	H	I
3	Description	Account Name	FERC Acct	4/30/2022	5/31/2022	6/30/2022	7/31/2022	8/31/2022	9/30/2022
762	A_6400020-M&S Gen Office	Office Supplies and Expenses	921	$ 7,745	$ 1,423	$ 1,022	$ 1,494	$ 2,208	$ 638
763	A_6400070-M&S Safety	Office Supplies and Expenses	921	$ 775	$ -	$ -	$ -	$ 1,520	$ 228
764	A_6400080-M&S Vehicle Fuel	Office Supplies and Expenses	921	$ -	$ -	$ -	$ -	$ -	$ -
765	A_6400100-M&S OS Purchases	Office Supplies and Expenses	921	$ 6,395	$ 7,623	$ 15,099	$ 4,145	$ 14,870	$ 9,387
766	A_6400500-M&S Parts	Office Supplies and Expenses	921	$ 572	$ -	$ 153	$ 495	$ -	$ 114
767	A_6400510-M&S Small Tools	Office Supplies and Expenses	921	$ 6	$ 387	$ -	$ (387)	$ 235	$ 9
768	A_6500010-Transport-Vehicle	Office Supplies and Expenses	921	$ -	$ 8	$ -	$ -	$ -	$ -
769	A_6730030-Utilities-Telecom	Office Supplies and Expenses	921	$ 6,876	$ 5,884	$ 5,901	$ 5,871	$ 7,509	$ 8,046
770	A_6730800-Utilities-Other	Office Supplies and Expenses	921	$ -	$ -	$ -	$ -	$ -	$ 90
771	A_6790101-Fees-Bank	Office Supplies and Expenses	921	$ 5,658	$ 5,522	$ 4,316	$ 4,354	$ 4,377	$ 5,330
772	A_6790230-Postage Ship Courier	Office Supplies and Expenses	921	$ 22	$ 204	$ 43	$ -	$ -	$ 118
773	A_6790321-Stores Allocation	Office Supplies and Expenses	921	$ 438	$ 1,349	$ 1,725	$ 250	$ 1,186	$ 393
774	A_6790322-Small Tools Alloc	Office Supplies and Expenses	921	$ 209	$ 251	$ 608	$ 69	$ 599	$ 139
775	A_6790310-A&G Alloc to Capital	Administrative Expenses Transferred--Credit	922	$ (670,079)	$ (743,378)	$ (738,026)	$ (838,651)	$ (1,105,908)	$ (1,578,326)
776	A_6100030-Consultants-Audit	Outside Services Employed	923	$ 12,625	$ 12,625	$ 12,625	$ 12,625	$ 12,625	$ 13,668
777	A_6100060-Consultants-Legal	Outside Services Employed	923	$ 88,862	$ 26,592	$ 97,291	$ 29,660	$ 211,541	$ 35,265
778	A_6100070-Consultants-Mgmt	Outside Services Employed	923	$ 64	$ -	$ -	$ -	$ -	$ -
779	A_6100080-Consultants-Other	Outside Services Employed	923	$ 67,096	$ 93,419	$ 93,569	$ 68,726	$ 71,465	$ 29,606
780	A_6100100-Contractor Services	Outside Services Employed	923	$ 32,078	$ 4,187	$ 1,976	$ 1,059	$ 20,070	$ 22,125
781	A_6100150-Printing	Outside Services Employed	923	$ -	$ -	$ 260	$ -	$ 100	$ -
782	A_6100170-Hardware Maint/Svcs	Outside Services Employed	923	$ 13,992	$ (917)	$ (888)	$ (917)	$ (917)	$ (888)
783	A_6100190-Software Maintenance	Outside Services Employed	923	$ (57,569)	$ (904)	$ 4,385	$ 1,514	$ 2,271	$ 19,759
784	A_6700503-Ins-Crime & Fidelity	Property Insurance	924	$ 835	$ 835	$ 835	$ 835	$ 835	$ 835
785	A_6700514-Ins-Property	Property Insurance	924	$ 21,910	$ 36,243	$ 36,480	$ 9,165	$ 26,079	$ 30,920
786	A_6030040-EE Meals 50% Deduct	Injuries and Damages	925	$ -	$ -	$ -	$ -	$ -	$ -
787	A_6030080-EE Travel Lodging	Injuries and Damages	925	$ -	$ -	$ -	$ -	$ 1,499	$ -
788	A_6100080-Consultants-Other	Injuries and Damages	925	$ -	$ -	$ -	$ -	$ -	$ 4,003
789	A_6700500-Ins-Automobile	Injuries and Damages	925	$ 28,502	$ 22,031	$ 18,000	$ 22,832	$ 22,916	$ 23,923
790	A_6700502-Ins-Brokerage Fees	Injuries and Damages	925	$ (111)	$ -	$ -	$ (8,600)	$ 889	$ -
791	A_6700504-Ins-Director&Officer	Injuries and Damages	925	$ 3,896	$ 3,896	$ 3,896	$ 3,896	$ 3,896	$ 3,896
792	A_6700506-Ins-Excess Auto	Injuries and Damages	925	$ 6,693	$ 6,693	$ 8,400	$ 12,208	$ 10,304	$ 10,304
793	A_6700507-Ins-Excess Gen Liab	Injuries and Damages	925	$ 303,683	$ 315,134	$ 371,535	$ 331,585	$ 350,289	$ 342,284
794	A_6700508-Ins-Fiduciary	Injuries and Damages	925	$ 444	$ 444	$ 444	$ 444	$ 444	$ 444
795	A_6700509-Ins-I&D Reserves	Injuries and Damages	925	$ -	$ -	$ -	$ 78,133	$ -	$ 39,473
796	A_6700516-Ins-Special Risk	Injuries and Damages	925	$ 85	$ 85	$ 85	$ 85	$ 85	$ 85
797	A_6700518-Ins-Travel Accident	Injuries and Damages	925	$ 114	$ 114	$ 114	$ 114	$ 114	$ 114
798	A_6700519-Ins-WC Excess	Injuries and Damages	925	$ 7,214	$ 7,288	$ 17,183	$ 17,661	$ 17,610	$ 10,359
799	A_6700520-Ins-WC States	Injuries and Damages	925	$ 18,167	$ 18,051	$ 20,212	$ 16,973	$ 18,543	$ 18,466
800	A_6700599-Ins-Other	Injuries and Damages	925	$ 3,704	$ 3,887	$ 4,637	$ 4,444	$ 3,545	$ 5,045
801	A_6790199-Fees-Miscellaneous	Injuries and Damages	925	$ -	$ -	$ -	$ -	$ 3	$ -
802	A_6790315-I&D Alloc to Capital	Injuries and Damages	925	$ (33,137)	$ (31,615)	$ (35,042)	$ (63,484)	$ (138,002)	$ (132,074)
803	A_6020000-1001/A6020000	Employee Pensions and Benefits	926	$ 2,144	$ (23,402)	$ (14,309)	$ 3,467	$ 1,769	$ (6,286)
804	A_6020010-Ben Plan Admin Fee	Employee Pensions and Benefits	926	$ 2,983	$ 4,100	$ 12,414	$ 4,077	$ 469	$ 12,586
805	A_6020020-Tuition Reimbursement	Employee Pensions and Benefits	926	$ 4,222	$ 6,625	$ 34	$ 1,755	$ 6,347	$ 2
806	A_6020030-Life Insurance	Employee Pensions and Benefits	926	$ 25,480	$ 15,617	$ 8,508	$ 8,227	$ 7,600	$ 509
807	A_6020040-LT Care Insurance	Employee Pensions and Benefits	926	$ 3,333	$ 3,200	$ 12,551	$ -	$ -	$ -
808	A_6020050-Medical Insur-Active	Employee Pensions and Benefits	926	$ 562,408	$ 1,002,446	$ 44,051	$ 590,634	$ 655,090	$ 620,445
809	A_6020060-Pensions	Employee Pensions and Benefits	926	$ 193,149	$ 191,925	$ 239,444	$ 201,652	$ 199,640	$ 198,756
810	A_6020080-PostRtFAS106-Active	Employee Pensions and Benefits	926	$ 2,121	$ 2,144	$ 2,097	$ (315)	$ 1,871	$ 1,791

NMGC Exhibit ECB-5
Page 377 of 596

NEW MEXICO GAS COMPANY, INC.

Operations and Maintenance Summary
Base Period - 12 Months Ending March 31, 2023
Future Test Year - 12 Months Ending September 30, 2025

	A	B	C	J	K	L	M	N	O
3	Description	Account Name	FERC Acct	10/31/2022	11/30/2022	12/31/2022	1/31/2023	2/28/2023	3/31/2023
762	A_6400020-M&S Gen Office	Office Supplies and Expenses	921	$ 2,841	$ 1,228	$ 2,791	$ 1,127	$ 872	$ 5,233
763	A_6400070-M&S Safety	Office Supplies and Expenses	921	$ 875	$ 108	$ -	$ -	$ -	$ -
764	A_6400080-M&S Vehicle Fuel	Office Supplies and Expenses	921	$ 63	$ -	$ 24	$ 183	$ -	$ -
765	A_6400100-M&S OS Purchases	Office Supplies and Expenses	921	$ 9,207	$ 24,687	$ (5,058)	$ 8,602	$ 4,511	$ 1,419
766	A_6400500-M&S Parts	Office Supplies and Expenses	921	$ -	$ 179	$ 1,045	$ -	$ 1,360	$ 66
767	A_6400510-M&S Small Tools	Office Supplies and Expenses	921	$ -	$ -	$ 401	$ -	$ 779	$ 779
768	A_6500010-Transport-Vehicle	Office Supplies and Expenses	921	$ -	$ 13	$ -	$ 69	$ 13	$ -
769	A_6730030-Utilities-Telecom	Office Supplies and Expenses	921	$ 75,296	$ 6,004	$ 6,046	$ 5,777	$ 10,873	$ 6,099
770	A_6730800-Utilities-Other	Office Supplies and Expenses	921	$ 79	$ -	$ (3,653)	$ 470	$ 650	$ -
771	A_6790101-Fees-Bank	Office Supplies and Expenses	921	$ 4,625	$ 4,410	$ 4,554	$ 5,851	$ 13,071	$ 17,460
772	A_6790230-Postage Ship Courier	Office Supplies and Expenses	921	$ -	$ 9	$ 526	$ 55	$ -	$ 450
773	A_6790321-Stores Allocation	Office Supplies and Expenses	921	$ 697	$ 494	$ (463)	$ 1,049	$ 189	$ 85
774	A_6790322-Small Tools Alloc	Office Supplies and Expenses	921	$ 495	$ 458	$ (115)	$ 661	$ 339	$ 29
775	A_6790310-A&G Alloc to Capital	Administrative Expenses Transferred--Credit	922	$ (1,316,585)	$ (1,696,303)	$ (553,905)	$ (980,656)	$ (767,365)	$ (1,403,680)
776	A_6100030-Consultants-Audit	Outside Services Employed	923	$ 12,625	$ 12,625	$ 23,274	$ 12,625	$ 12,625	$ 12,625
777	A_6100060-Consultants-Legal	Outside Services Employed	923	$ (1,252)	$ 117,564	$ 56,875	$ 20,072	$ 210,426	$ 83,165
778	A_6100070-Consultants-Mgmt	Outside Services Employed	923	$ -	$ 5,348	$ 1,989	$ -	$ -	$ -
779	A_6100080-Consultants-Other	Outside Services Employed	923	$ 84,710	$ 24,217	$ 67,566	$ 19,481	$ 48,388	$ 126,874
780	A_6100100-Contractor Services	Outside Services Employed	923	$ 3,958	$ (9,486)	$ 37,041	$ 3,168	$ 32,927	$ 14,654
781	A_6100150-Printing	Outside Services Employed	923	$ -	$ -	$ 550	$ 18	$ -	$ -
782	A_6100170-Hardware Maint/Svcs	Outside Services Employed	923	$ 269	$ (1,805)	$ (917)	$ (765)	$ (691)	$ (765)
783	A_6100190-Software Maintenance	Outside Services Employed	923	$ 203,181	$ (37,602)	$ 13,297	$ (663)	$ 117,777	$ 118,947
784	A_6700503-Ins-Crime & Fidelity	Property Insurance	924	$ 835	$ 835	$ 835	$ 767	$ 767	$ 767
785	A_6700514-Ins-Property	Property Insurance	924	$ 30,938	$ 30,938	$ 30,938	$ 30,938	$ 30,938	$ 35,765
786	A_6030040-EE Meals 50% Deduct	Injuries and Damages	925	$ -	$ -	$ 72	$ -	$ -	$ -
787	A_6030080-EE Travel Lodging	Injuries and Damages	925	$ -	$ -	$ 1,114	$ 3,588	$ -	$ -
788	A_6100080-Consultants-Other	Injuries and Damages	925	$ -	$ -	$ 14,506	$ -	$ -	$ -
789	A_6700500-Ins-Automobile	Injuries and Damages	925	$ 42,962	$ 17,916	$ 28,777	$ 24,790	$ 21,160	$ 39,531
790	A_6700502-Ins-Brokerage Fees	Injuries and Damages	925	$ -	$ -	$ 97,000	$ (24,889)	$ -	$ -
791	A_6700504-Ins-Director&Officer	Injuries and Damages	925	$ 3,896	$ 3,896	$ 3,896	$ 2,909	$ 2,909	$ 2,909
792	A_6700506-Ins-Excess Auto	Injuries and Damages	925	$ 10,304	$ 10,304	$ 10,304	$ 10,304	$ 10,304	$ 10,304
793	A_6700507-Ins-Excess Gen Liab	Injuries and Damages	925	$ 340,212	$ 342,046	$ 345,557	$ 344,948	$ 340,757	$ 343,146
794	A_6700508-Ins-Fiduciary	Injuries and Damages	925	$ 444	$ 444	$ 444	$ 403	$ 403	$ 403
795	A_6700509-Ins-I&D Reserves	Injuries and Damages	925	$ -	$ -	$ (386,501)	$ -	$ -	$ 30,058
796	A_6700516-Ins-Special Risk	Injuries and Damages	925	$ 85	$ 85	$ 85	$ 99	$ 99	$ 99
797	A_6700518-Ins-Travel Accident	Injuries and Damages	925	$ 114	$ 114	$ 114	$ -	$ -	$ 90
798	A_6700519-Ins-WC Excess	Injuries and Damages	925	$ 19,487	$ 63	$ 30,123	$ 27,271	$ 20,511	$ 11,865
799	A_6700520-Ins-WC States	Injuries and Damages	925	$ 18,813	$ 18,934	$ 18,295	$ 18,604	$ 18,487	$ 18,628
800	A_6700599-Ins-Other	Injuries and Damages	925	$ 5,045	$ 5,045	$ 5,045	$ 5,045	$ 5,045	$ 5,045
801	A_6790199-Fees-Miscellaneous	Injuries and Damages	925	$ -	$ -	$ -	$ 100	$ -	$ -
802	A_6790315-I&D Alloc to Capital	Injuries and Damages	925	$ (130,946)	$ (143,279)	$ (101,051)	$ (75,825)	$ (72,322)	$ (78,923)
803	A_6020000-1001/A6020000	Employee Pensions and Benefits	926	$ 3,476	$ 2,283	$ (51,412)	$ 859	$ (5,677)	$ 2,059
804	A_6020010-Ben Plan Admin Fee	Employee Pensions and Benefits	926	$ 3,451	$ 8,569	$ 10,536	$ 3,228	$ 934	$ (1,478)
805	A_6020020-Tuition Reimbursement	Employee Pensions and Benefits	926	$ 1,672	$ 7	$ 2,476	$ 1,048	$ 26	$ 2,565
806	A_6020030-Life Insurance	Employee Pensions and Benefits	926	$ 519	$ 16,090	$ 16,022	$ 8,374	$ -	$ 15,272
807	A_6020040-LT Care Insurance	Employee Pensions and Benefits	926	$ -	$ 6,320	$ 3,053	$ 6,448	$ 3,068	$ 3,088
808	A_6020050-Medical Insur-Active	Employee Pensions and Benefits	926	$ 701,201	$ 792,561	$ (114,876)	$ 652,737	$ 777,749	$ 655,932
809	A_6020060-Pensions	Employee Pensions and Benefits	926	$ 202,489	$ 203,851	$ 196,856	$ 180,292	$ 179,157	$ 179,992
810	A_6020080-PostRtFAS106-Active	Employee Pensions and Benefits	926	$ 1,821	$ 1,912	$ 1,676	$ 323	$ 321	$ 975

NMGC Exhibit ECB-5
Page 378 of 596

NEW MEXICO GAS COMPANY, INC.

Operations and Maintenance Summary
Base Period - 12 Months Ending March 31, 2023
Future Test Year - 12 Months Ending September 30, 2025

	A	B	C	P	Q	R	S	T	U
3	Description	Account Name	FERC Acct	Total Company Unadjusted Base Period Ending 3/31/2023	Base Period Adjustments	Adjusted Base Period	Removal of Separately Forecasted Items (To be added back Later)	Remaining Base Period O&M to be Escalated	Escalated Linkage 1 - Results of Pure Escalation of 3.93%
762	A_6400020-M&S Gen Office	Office Supplies and Expenses	921	$ 28,622	$ -	$ 28,622	$ -	$ 28,622	$ 29,748
763	A_6400070-M&S Safety	Office Supplies and Expenses	921	$ 3,505	$ -	$ 3,505	$ -	$ 3,505	$ 3,643
764	A_6400080-M&S Vehicle Fuel	Office Supplies and Expenses	921	$ 270	$ -	$ 270	$ -	$ 270	$ 281
765	A_6400100-M&S OS Purchases	Office Supplies and Expenses	921	$ 100,886	$ -	$ 100,886	$ -	$ 100,886	$ 104,853
766	A_6400500-M&S Parts	Office Supplies and Expenses	921	$ 3,985	$ -	$ 3,985	$ -	$ 3,985	$ 4,141
767	A_6400510-M&S Small Tools	Office Supplies and Expenses	921	$ 2,209	$ -	$ 2,209	$ -	$ 2,209	$ 2,296
768	A_6500010-Transport-Vehicle	Office Supplies and Expenses	921	$ 102	$ -	$ 102	$ -	$ 102	$ 106
769	A_6730030-Utilities-Telecom	Office Supplies and Expenses	921	$ 150,181	$ -	$ 150,181	$ -	$ 150,181	$ 156,087
770	A_6730800-Utilities-Other	Office Supplies and Expenses	921	$ (2,364)	$ (19,575)	$ (21,939)	$ -	$ (21,939)	$ (22,802)
771	A_6790101-Fees-Bank	Office Supplies and Expenses	921	$ 79,527	$ -	$ 79,527	$ -	$ 79,527	$ 82,654
772	A_6790230-Postage Ship Courier	Office Supplies and Expenses	921	$ 1,428	$ -	$ 1,428	$ -	$ 1,428	$ 1,484
773	A_6790321-Stores Allocation	Office Supplies and Expenses	921	$ 7,393	$ -	$ 7,393	$ -	$ 7,393	$ 7,684
774	A_6790322-Small Tools Alloc	Office Supplies and Expenses	921	$ 3,744	$ -	$ 3,744	$ -	$ 3,744	$ 3,891
775	A_6790310-A&G Alloc to Capital	Administrative Expenses Transferred--Credit	922	$ (12,392,863)	$ 1,209,701	$ (11,183,161)	$ -	$ (11,183,161)	$ (11,622,898)
776	A_6100030-Consultants-Audit	Outside Services Employed	923	$ 163,193	$ -	$ 163,193	$ -	$ 163,193	$ 169,610
777	A_6100060-Consultants-Legal	Outside Services Employed	923	$ 976,061	$ -	$ 976,061	$ -	$ 976,061	$ 1,014,441
778	A_6100070-Consultants-Mgmt	Outside Services Employed	923	$ 7,401	$ -	$ 7,401	$ -	$ 7,401	$ 7,692
779	A_6100080-Consultants-Other	Outside Services Employed	923	$ 795,117	$ -	$ 795,117	$ -	$ 795,117	$ 826,382
780	A_6100100-Contractor Services	Outside Services Employed	923	$ 163,758	$ -	$ 163,758	$ -	$ 163,758	$ 170,197
781	A_6100150-Printing	Outside Services Employed	923	$ 928	$ -	$ 928	$ -	$ 928	$ 964
782	A_6100170-Hardware Maint/Svcs	Outside Services Employed	923	$ 4,791	$ -	$ 4,791	$ -	$ 4,791	$ 4,980
783	A_6100190-Software Maintenance	Outside Services Employed	923	$ 384,393	$ -	$ 384,393	$ -	$ 384,393	$ 399,508
784	A_6700503-Ins-Crime & Fidelity	Property Insurance	924	$ 9,817	$ 768	$ 10,585	$ (10,585)	$ -	$ -
785	A_6700514-Ins-Property	Property Insurance	924	$ 351,251	$ 1,726	$ 352,977	$ (352,977)	$ -	$ -
786	A_6030040-EE Meals 50% Deduct	Injuries and Damages	925	$ 72	$ -	$ 72	$ -	$ 72	$ 75
787	A_6030080-EE Travel Lodging	Injuries and Damages	925	$ 6,201	$ -	$ 6,201	$ -	$ 6,201	$ 6,445
788	A_6100080-Consultants-Other	Injuries and Damages	925	$ 18,510	$ -	$ 18,510	$ -	$ 18,510	$ 19,237
789	A_6700500-Ins-Automobile	Injuries and Damages	925	$ 313,340	$ (5,275)	$ 308,065	$ (308,065)	$ -	$ -
790	A_6700502-Ins-Brokerage Fees	Injuries and Damages	925	$ 64,289	$ 43,002	$ 107,292	$ (107,292)	$ -	$ -
791	A_6700504-Ins-Director&Officer	Injuries and Damages	925	$ 43,792	$ 2,813	$ 46,605	$ (46,605)	$ -	$ -
792	A_6700506-Ins-Excess Auto	Injuries and Damages	925	$ 116,426	$ 5,152	$ 121,578	$ (121,578)	$ -	$ -
793	A_6700507-Ins-Excess Gen Liab	Injuries and Damages	925	$ 4,071,177	$ 156,282	$ 4,227,459	$ (4,227,459)	$ -	$ -
794	A_6700508-Ins-Fiduciary	Injuries and Damages	925	$ 5,202	$ 379	$ 5,581	$ (5,581)	$ -	$ -
795	A_6700509-Ins-I&D Reserves	Injuries and Damages	925	$ (238,837)	$ 238,837	$ -	$ -	$ -	$ -
796	A_6700516-Ins-Special Risk	Injuries and Damages	925	$ 1,066	$ 91	$ 1,157	$ (1,157)	$ -	$ -
797	A_6700518-Ins-Travel Accident	Injuries and Damages	925	$ 1,113	$ 1,137	$ 2,250	$ (2,250)	$ -	$ -
798	A_6700519-Ins-WC Excess	Injuries and Damages	925	$ 186,635	$ (18,431)	$ 168,203	$ (168,203)	$ -	$ -
799	A_6700520-Ins-WC States	Injuries and Damages	925	$ 222,173	$ 82,606	$ 304,779	$ (304,779)	$ -	$ -
800	A_6700599-Ins-Other	Injuries and Damages	925	$ 55,531	$ 38,822	$ 94,353	$ (94,353)	$ -	$ -
801	A_6790199-Fees-Miscellaneous	Injuries and Damages	925	$ 103	$ -	$ 103	$ -	$ 103	$ 107
802	A_6790315-I&D Alloc to Capital	Injuries and Damages	925	$ (1,035,701)	$ -	$ (1,035,701)	$ -	$ (1,035,701)	$ (1,076,426)
803	A_6020000-1001/A6020000	Employee Pensions and Benefits	926	$ (85,031)	$ -	$ (85,031)	$ -	$ (85,031)	$ (88,375)
804	A_6020010-Ben Plan Admin Fee	Employee Pensions and Benefits	926	$ 61,871	$ -	$ 61,871	$ -	$ 61,871	$ 64,304
805	A_6020020-Tuition Reimbursement	Employee Pensions and Benefits	926	$ 26,778	$ -	$ 26,778	$ -	$ 26,778	$ 27,831
806	A_6020030-Life Insurance	Employee Pensions and Benefits	926	$ 122,217	$ -	$ 122,217	$ -	$ 122,217	$ 127,023
807	A_6020040-LT Care Insurance	Employee Pensions and Benefits	926	$ 41,060	$ -	$ 41,060	$ -	$ 41,060	$ 42,675
808	A_6020050-Medical Insur-Active	Employee Pensions and Benefits	926	$ 6,940,378	$ (398,074)	$ 6,542,304	$ (6,542,304)	$ -	$ -
809	A_6020060-Pensions	Employee Pensions and Benefits	926	$ 2,367,202	$ (100,381)	$ 2,266,820	$ (2,266,820)	$ -	$ -
810	A_6020080-PostRtFAS106-Active	Employee Pensions and Benefits	926	$ 16,737	$ (1,619)	$ 15,118	$ (15,118)	$ -	$ -

NMGC Exhibit ECB-5
Page 379 of 596

NEW MEXICO GAS COMPANY, INC.

Operations and Maintenance Summary
Base Period - 12 Months Ending March 31, 2023
Future Test Year - 12 Months Ending September 30, 2025

	A	B	C	V	W	X	Y	Z	AA
3	Description	Account Name	FERC Acct	Total Linkage 1 Period Separately Forecasted Items	4/30/2023	5/31/2023	6/30/2023	7/31/2023	8/31/2023
762	A_6400020-M&S Gen Office	Office Supplies and Expenses	921	$ -	$ 2,479	$ 2,479	$ 2,479	$ 2,479	$ 2,479
763	A_6400070-M&S Safety	Office Supplies and Expenses	921	$ -	$ 304	$ 304	$ 304	$ 304	$ 304
764	A_6400080-M&S Vehicle Fuel	Office Supplies and Expenses	921	$ -	$ 23	$ 23	$ 23	$ 23	$ 23
765	A_6400100-M&S OS Purchases	Office Supplies and Expenses	921	$ -	$ 8,738	$ 8,738	$ 8,738	$ 8,738	$ 8,738
766	A_6400500-M&S Parts	Office Supplies and Expenses	921	$ -	$ 345	$ 345	$ 345	$ 345	$ 345
767	A_6400510-M&S Small Tools	Office Supplies and Expenses	921	$ -	$ 191	$ 191	$ 191	$ 191	$ 191
768	A_6500010-Transport-Vehicle	Office Supplies and Expenses	921	$ -	$ 9	$ 9	$ 9	$ 9	$ 9
769	A_6730030-Utilities-Telecom	Office Supplies and Expenses	921	$ -	$ 13,007	$ 13,007	$ 13,007	$ 13,007	$ 13,007
770	A_6730800-Utilities-Other	Office Supplies and Expenses	921	$ -	$ (1,900)	$ (1,900)	$ (1,900)	$ (1,900)	$ (1,900)
771	A_6790101-Fees-Bank	Office Supplies and Expenses	921	$ -	$ 6,888	$ 6,888	$ 6,888	$ 6,888	$ 6,888
772	A_6790230-Postage Ship Courier	Office Supplies and Expenses	921	$ -	$ 124	$ 124	$ 124	$ 124	$ 124
773	A_6790321-Stores Allocation	Office Supplies and Expenses	921	$ -	$ 640	$ 640	$ 640	$ 640	$ 640
774	A_6790322-Small Tools Alloc	Office Supplies and Expenses	921	$ -	$ 324	$ 324	$ 324	$ 324	$ 324
775	A_6790310-A&G Alloc to Capital	Administrative Expenses Transferred--Credit	922	$ -	$ (968,575)	$ (968,575)	$ (968,575)	$ (968,575)	$ (968,575)
776	A_6100030-Consultants-Audit	Outside Services Employed	923	$ -	$ 14,134	$ 14,134	$ 14,134	$ 14,134	$ 14,134
777	A_6100060-Consultants-Legal	Outside Services Employed	923	$ -	$ 84,537	$ 84,537	$ 84,537	$ 84,537	$ 84,537
778	A_6100070-Consultants-Mgmt	Outside Services Employed	923	$ -	$ 641	$ 641	$ 641	$ 641	$ 641
779	A_6100080-Consultants-Other	Outside Services Employed	923	$ -	$ 68,865	$ 68,865	$ 68,865	$ 68,865	$ 68,865
780	A_6100100-Contractor Services	Outside Services Employed	923	$ 114,936	$ 23,761	$ 23,761	$ 23,761	$ 23,761	$ 23,761
781	A_6100150-Printing	Outside Services Employed	923	$ -	$ 80	$ 80	$ 80	$ 80	$ 80
782	A_6100170-Hardware Maint/Svcs	Outside Services Employed	923	$ -	$ 415	$ 415	$ 415	$ 415	$ 415
783	A_6100190-Software Maintenance	Outside Services Employed	923	$ -	$ 33,292	$ 33,292	$ 33,292	$ 33,292	$ 33,292
784	A_6700503-Ins-Crime & Fidelity	Property Insurance	924	$ 12,442	$ 1,037	$ 1,037	$ 1,037	$ 1,037	$ 1,037
785	A_6700514-Ins-Property	Property Insurance	924	$ 400,385	$ 33,365	$ 33,365	$ 33,365	$ 33,365	$ 33,365
786	A_6030040-EE Meals 50% Deduct	Injuries and Damages	925	$ -	$ 6	$ 6	$ 6	$ 6	$ 6
787	A_6030080-EE Travel Lodging	Injuries and Damages	925	$ -	$ 537	$ 537	$ 537	$ 537	$ 537
788	A_6100080-Consultants-Other	Injuries and Damages	925	$ -	$ 1,603	$ 1,603	$ 1,603	$ 1,603	$ 1,603
789	A_6700500-Ins-Automobile	Injuries and Damages	925	$ 297,908	$ 24,826	$ 24,826	$ 24,826	$ 24,826	$ 24,826
790	A_6700502-Ins-Brokerage Fees	Injuries and Damages	925	$ 73,361	$ 6,113	$ 6,113	$ 6,113	$ 6,113	$ 6,113
791	A_6700504-Ins-Director&Officer	Injuries and Damages	925	$ 46,790	$ 3,899	$ 3,899	$ 3,899	$ 3,899	$ 3,899
792	A_6700506-Ins-Excess Auto	Injuries and Damages	925	$ 133,952	$ 11,163	$ 11,163	$ 11,163	$ 11,163	$ 11,163
793	A_6700507-Ins-Excess Gen Liab	Injuries and Damages	925	$ 4,401,924	$ 366,827	$ 366,827	$ 366,827	$ 366,827	$ 366,827
794	A_6700508-Ins-Fiduciary	Injuries and Damages	925	$ 6,443	$ 537	$ 537	$ 537	$ 537	$ 537
795	A_6700509-Ins-I&D Reserves	Injuries and Damages	925	$ -	$ -	$ -	$ -	$ -	$ -
796	A_6700516-Ins-Special Risk	Injuries and Damages	925	$ 1,570	$ 131	$ 131	$ 131	$ 131	$ 131
797	A_6700518-Ins-Travel Accident	Injuries and Damages	925	$ 4,971	$ 414	$ 414	$ 414	$ 414	$ 414
798	A_6700519-Ins-WC Excess	Injuries and Damages	925	$ 194,411	$ 16,201	$ 16,201	$ 16,201	$ 16,201	$ 16,201
799	A_6700520-Ins-WC States	Injuries and Damages	925	$ 220,016	$ 18,335	$ 18,335	$ 18,335	$ 18,335	$ 18,335
800	A_6700599-Ins-Other	Injuries and Damages	925	$ 124,330	$ 10,361	$ 10,361	$ 10,361	$ 10,361	$ 10,361
801	A_6790199-Fees-Miscellaneous	Injuries and Damages	925	$ -	$ 9	$ 9	$ 9	$ 9	$ 9
802	A_6790315-I&D Alloc to Capital	Injuries and Damages	925	$ -	$ (89,702)	$ (89,702)	$ (89,702)	$ (89,702)	$ (89,702)
803	A_6020000-1001/A6020000	Employee Pensions and Benefits	926	$ -	$ (7,365)	$ (7,365)	$ (7,365)	$ (7,365)	$ (7,365)
804	A_6020010-Ben Plan Admin Fee	Employee Pensions and Benefits	926	$ -	$ 5,359	$ 5,359	$ 5,359	$ 5,359	$ 5,359
805	A_6020020-Tuition Reimbursement	Employee Pensions and Benefits	926	$ -	$ 2,319	$ 2,319	$ 2,319	$ 2,319	$ 2,319
806	A_6020030-Life Insurance	Employee Pensions and Benefits	926	$ -	$ 10,585	$ 10,585	$ 10,585	$ 10,585	$ 10,585
807	A_6020040-LT Care Insurance	Employee Pensions and Benefits	926	$ -	$ 3,556	$ 3,556	$ 3,556	$ 3,556	$ 3,556
808	A_6020050-Medical Insur-Active	Employee Pensions and Benefits	926	$ 6,908,150	$ 575,679	$ 575,679	$ 575,679	$ 575,679	$ 575,679
809	A_6020060-Pensions	Employee Pensions and Benefits	926	$ 1,799,768	$ 149,981	$ 149,981	$ 149,981	$ 149,981	$ 149,981
810	A_6020080-PostRtFAS106-Active	Employee Pensions and Benefits	926	$ -	$ -	$ -	$ -	$ -	$ -

NMGC Exhibit ECB-5
Page 380 of 596

NEW MEXICO GAS COMPANY, INC.

Operations and Maintenance Summary
Base Period - 12 Months Ending March 31, 2023
Future Test Year - 12 Months Ending September 30, 2025

	A	B	C	AB	AC	AD	AE	AF	AG
3	Description	Account Name	FERC Acct	9/30/2023	10/31/2023	11/30/2023	12/31/2023	1/31/2024	2/29/2024
762	A_6400020-M&S Gen Office	Office Supplies and Expenses	921	$ 2,479	$ 2,479	$ 2,479	$ 2,479	$ 2,479	$ 2,479
763	A_6400070-M&S Safety	Office Supplies and Expenses	921	$ 304	$ 304	$ 304	$ 304	$ 304	$ 304
764	A_6400080-M&S Vehicle Fuel	Office Supplies and Expenses	921	$ 23	$ 23	$ 23	$ 23	$ 23	$ 23
765	A_6400100-M&S OS Purchases	Office Supplies and Expenses	921	$ 8,738	$ 8,738	$ 8,738	$ 8,738	$ 8,738	$ 8,738
766	A_6400500-M&S Parts	Office Supplies and Expenses	921	$ 345	$ 345	$ 345	$ 345	$ 345	$ 345
767	A_6400510-M&S Small Tools	Office Supplies and Expenses	921	$ 191	$ 191	$ 191	$ 191	$ 191	$ 191
768	A_6500010-Transport-Vehicle	Office Supplies and Expenses	921	$ 9	$ 9	$ 9	$ 9	$ 9	$ 9
769	A_6730030-Utilities-Telecom	Office Supplies and Expenses	921	$ 13,007	$ 13,007	$ 13,007	$ 13,007	$ 13,007	$ 13,007
770	A_6730800-Utilities-Other	Office Supplies and Expenses	921	$ (1,900)	$ (1,900)	$ (1,900)	$ (1,900)	$ (1,900)	$ (1,900)
771	A_6790101-Fees-Bank	Office Supplies and Expenses	921	$ 6,888	$ 6,888	$ 6,888	$ 6,888	$ 6,888	$ 6,888
772	A_6790230-Postage Ship Courier	Office Supplies and Expenses	921	$ 124	$ 124	$ 124	$ 124	$ 124	$ 124
773	A_6790321-Stores Allocation	Office Supplies and Expenses	921	$ 640	$ 640	$ 640	$ 640	$ 640	$ 640
774	A_6790322-Small Tools Alloc	Office Supplies and Expenses	921	$ 324	$ 324	$ 324	$ 324	$ 324	$ 324
775	A_6790310-A&G Alloc to Capital	Administrative Expenses Transferred--Credit	922	$ (968,575)	$ (968,575)	$ (968,575)	$ (968,575)	$ (968,575)	$ (968,575)
776	A_6100030-Consultants-Audit	Outside Services Employed	923	$ 14,134	$ 14,134	$ 14,134	$ 14,134	$ 14,134	$ 14,134
777	A_6100060-Consultants-Legal	Outside Services Employed	923	$ 84,537	$ 84,537	$ 84,537	$ 84,537	$ 84,537	$ 84,537
778	A_6100070-Consultants-Mgmt	Outside Services Employed	923	$ 641	$ 641	$ 641	$ 641	$ 641	$ 641
779	A_6100080-Consultants-Other	Outside Services Employed	923	$ 68,865	$ 68,865	$ 68,865	$ 68,865	$ 68,865	$ 68,865
780	A_6100100-Contractor Services	Outside Services Employed	923	$ 23,761	$ 23,761	$ 23,761	$ 23,761	$ 23,761	$ 23,761
781	A_6100150-Printing	Outside Services Employed	923	$ 80	$ 80	$ 80	$ 80	$ 80	$ 80
782	A_6100170-Hardware Maint/Svcs	Outside Services Employed	923	$ 415	$ 415	$ 415	$ 415	$ 415	$ 415
783	A_6100190-Software Maintenance	Outside Services Employed	923	$ 33,292	$ 33,292	$ 33,292	$ 33,292	$ 33,292	$ 33,292
784	A_6700503-Ins-Crime & Fidelity	Property Insurance	924	$ 1,037	$ 1,037	$ 1,037	$ 1,037	$ 1,037	$ 1,037
785	A_6700514-Ins-Property	Property Insurance	924	$ 33,365	$ 33,365	$ 33,365	$ 33,365	$ 33,365	$ 33,365
786	A_6030040-EE Meals 50% Deduct	Injuries and Damages	925	$ 6	$ 6	$ 6	$ 6	$ 6	$ 6
787	A_6030080-EE Travel Lodging	Injuries and Damages	925	$ 537	$ 537	$ 537	$ 537	$ 537	$ 537
788	A_6100080-Consultants-Other	Injuries and Damages	925	$ 1,603	$ 1,603	$ 1,603	$ 1,603	$ 1,603	$ 1,603
789	A_6700500-Ins-Automobile	Injuries and Damages	925	$ 24,826	$ 24,826	$ 24,826	$ 24,826	$ 24,826	$ 24,826
790	A_6700502-Ins-Brokerage Fees	Injuries and Damages	925	$ 6,113	$ 6,113	$ 6,113	$ 6,113	$ 6,113	$ 6,113
791	A_6700504-Ins-Director&Officer	Injuries and Damages	925	$ 3,899	$ 3,899	$ 3,899	$ 3,899	$ 3,899	$ 3,899
792	A_6700506-Ins-Excess Auto	Injuries and Damages	925	$ 11,163	$ 11,163	$ 11,163	$ 11,163	$ 11,163	$ 11,163
793	A_6700507-Ins-Excess Gen Liab	Injuries and Damages	925	$ 366,827	$ 366,827	$ 366,827	$ 366,827	$ 366,827	$ 366,827
794	A_6700508-Ins-Fiduciary	Injuries and Damages	925	$ 537	$ 537	$ 537	$ 537	$ 537	$ 537
795	A_6700509-Ins-I&D Reserves	Injuries and Damages	925	$ -	$ -	$ -	$ -	$ -	$ -
796	A_6700516-Ins-Special Risk	Injuries and Damages	925	$ 131	$ 131	$ 131	$ 131	$ 131	$ 131
797	A_6700518-Ins-Travel Accident	Injuries and Damages	925	$ 414	$ 414	$ 414	$ 414	$ 414	$ 414
798	A_6700519-Ins-WC Excess	Injuries and Damages	925	$ 16,201	$ 16,201	$ 16,201	$ 16,201	$ 16,201	$ 16,201
799	A_6700520-Ins-WC States	Injuries and Damages	925	$ 18,335	$ 18,335	$ 18,335	$ 18,335	$ 18,335	$ 18,335
800	A_6700599-Ins-Other	Injuries and Damages	925	$ 10,361	$ 10,361	$ 10,361	$ 10,361	$ 10,361	$ 10,361
801	A_6790199-Fees-Miscellaneous	Injuries and Damages	925	$ 9	$ 9	$ 9	$ 9	$ 9	$ 9
802	A_6790315-I&D Alloc to Capital	Injuries and Damages	925	$ (89,702)	$ (89,702)	$ (89,702)	$ (89,702)	$ (89,702)	$ (89,702)
803	A_6020000-1001/A6020000	Employee Pensions and Benefits	926	$ (7,365)	$ (7,365)	$ (7,365)	$ (7,365)	$ (7,365)	$ (7,365)
804	A_6020010-Ben Plan Admin Fee	Employee Pensions and Benefits	926	$ 5,359	$ 5,359	$ 5,359	$ 5,359	$ 5,359	$ 5,359
805	A_6020020-Tuition Reimbursement	Employee Pensions and Benefits	926	$ 2,319	$ 2,319	$ 2,319	$ 2,319	$ 2,319	$ 2,319
806	A_6020030-Life Insurance	Employee Pensions and Benefits	926	$ 10,585	$ 10,585	$ 10,585	$ 10,585	$ 10,585	$ 10,585
807	A_6020040-LT Care Insurance	Employee Pensions and Benefits	926	$ 3,556	$ 3,556	$ 3,556	$ 3,556	$ 3,556	$ 3,556
808	A_6020050-Medical Insur-Active	Employee Pensions and Benefits	926	$ 575,679	$ 575,679	$ 575,679	$ 575,679	$ 575,679	$ 575,679
809	A_6020060-Pensions	Employee Pensions and Benefits	926	$ 149,981	$ 149,981	$ 149,981	$ 149,981	$ 149,981	$ 149,981
810	A_6020080-PostRtFAS106-Active	Employee Pensions and Benefits	926	$ -	$ -	$ -	$ -	$ -	$ -

NMGC Exhibit ECB-5
Page 381 of 596

NEW MEXICO GAS COMPANY, INC.

Operations and Maintenance Summary
Base Period - 12 Months Ending March 31, 2023
Future Test Year - 12 Months Ending September 30, 2025

	A	B	C	AH	AI	AJ	AK	AL	AM
3	Description	Account Name	FERC Acct	3/31/2024	Linkage 1 Ending 3/31/2024	Escalated Linkage 2 - Results of Pure Escalation of 1.62%	Total Linkage 2 Period Separately Forecasted Items	4/1/2024	5/1/2024
762	A_6400020-M&S Gen Office	Office Supplies and Expenses	921	$ 2,479	$ 29,748	$ 30,231	$ -	$ 2,559	$ 2,559
763	A_6400070-M&S Safety	Office Supplies and Expenses	921	$ 304	$ 3,643	$ 3,702	$ -	$ 313	$ 313
764	A_6400080-M&S Vehicle Fuel	Office Supplies and Expenses	921	$ 23	$ 281	$ 285	$ -	$ 24	$ 24
765	A_6400100-M&S OS Purchases	Office Supplies and Expenses	921	$ 8,738	$ 104,853	$ 106,555	$ -	$ 9,021	$ 9,021
766	A_6400500-M&S Parts	Office Supplies and Expenses	921	$ 345	$ 4,141	$ 4,209	$ -	$ 356	$ 356
767	A_6400510-M&S Small Tools	Office Supplies and Expenses	921	$ 191	$ 2,296	$ 2,333	$ -	$ 198	$ 198
768	A_6500010-Transport-Vehicle	Office Supplies and Expenses	921	$ 9	$ 106	$ 108	$ -	$ 9	$ 9
769	A_6730030-Utilities-Telecom	Office Supplies and Expenses	921	$ 13,007	$ 156,087	$ 158,620	$ -	$ 13,429	$ 13,429
770	A_6730800-Utilities-Other	Office Supplies and Expenses	921	$ (1,900)	$ (22,802)	$ (23,172)	$ -	$ (1,962)	$ (1,962)
771	A_6790101-Fees-Bank	Office Supplies and Expenses	921	$ 6,888	$ 82,654	$ 83,995	$ -	$ 7,111	$ 7,111
772	A_6790230-Postage Ship Courier	Office Supplies and Expenses	921	$ 124	$ 1,484	$ 1,508	$ -	$ 128	$ 128
773	A_6790321-Stores Allocation	Office Supplies and Expenses	921	$ 640	$ 7,684	$ 7,809	$ -	$ 661	$ 661
774	A_6790322-Small Tools Alloc	Office Supplies and Expenses	921	$ 324	$ 3,891	$ 3,954	$ -	$ 335	$ 335
775	A_6790310-A&G Alloc to Capital	Administrative Expenses Transferred--Credit	922	$ (968,575)	$ (11,622,898)	$ (11,811,541)	$ -	$ (1,000,015)	$ (1,000,015)
776	A_6100030-Consultants-Audit	Outside Services Employed	923	$ 14,134	$ 169,610	$ 172,363	$ -	$ 14,593	$ 14,593
777	A_6100060-Consultants-Legal	Outside Services Employed	923	$ 84,537	$ 1,014,441	$ 1,030,906	$ -	$ 87,281	$ 87,281
778	A_6100070-Consultants-Mgmt	Outside Services Employed	923	$ 641	$ 7,692	$ 7,816	$ -	$ 662	$ 662
779	A_6100080-Consultants-Other	Outside Services Employed	923	$ 68,865	$ 826,382	$ 839,795	$ -	$ 71,101	$ 71,101
780	A_6100100-Contractor Services	Outside Services Employed	923	$ 23,761	$ 285,133	$ 172,960	$ 172,425	$ 33,803	$ 33,803
781	A_6100150-Printing	Outside Services Employed	923	$ 80	$ 964	$ 980	$ -	$ 83	$ 83
782	A_6100170-Hardware Maint/Svcs	Outside Services Employed	923	$ 415	$ 4,980	$ 5,061	$ -	$ 428	$ 428
783	A_6100190-Software Maintenance	Outside Services Employed	923	$ 33,292	$ 399,508	$ 405,992	$ -	$ 34,373	$ 34,373
784	A_6700503-Ins-Crime & Fidelity	Property Insurance	924	$ 1,037	$ 12,442	$ -	$ 12,779	$ 1,093	$ 1,093
785	A_6700514-Ins-Property	Property Insurance	924	$ 33,365	$ 400,385	$ -	$ 416,788	$ 36,099	$ 36,099
786	A_6030040-EE Meals 50% Deduct	Injuries and Damages	925	$ 6	$ 75	$ 76	$ -	$ 6	$ 6
787	A_6030080-EE Travel Lodging	Injuries and Damages	925	$ 537	$ 6,445	$ 6,550	$ -	$ 555	$ 555
788	A_6100080-Consultants-Other	Injuries and Damages	925	$ 1,603	$ 19,237	$ 19,550	$ -	$ 1,655	$ 1,655
789	A_6700500-Ins-Automobile	Injuries and Damages	925	$ 24,826	$ 297,908	$ -	$ 310,053	$ 26,850	$ 26,850
790	A_6700502-Ins-Brokerage Fees	Injuries and Damages	925	$ 6,113	$ 73,361	$ -	$ 75,172	$ 6,415	$ 6,415
791	A_6700504-Ins-Director&Officer	Injuries and Damages	925	$ 3,899	$ 46,790	$ -	$ 48,059	$ 4,111	$ 4,111
792	A_6700506-Ins-Excess Auto	Injuries and Damages	925	$ 11,163	$ 133,952	$ -	$ 139,413	$ 12,073	$ 12,073
793	A_6700507-Ins-Excess Gen Liab	Injuries and Damages	925	$ 366,827	$ 4,401,924	$ -	$ 4,581,387	$ 396,738	$ 396,738
794	A_6700508-Ins-Fiduciary	Injuries and Damages	925	$ 537	$ 6,443	$ -	$ 6,617	$ 566	$ 566
795	A_6700509-Ins-I&D Reserves	Injuries and Damages	925	$ -	$ -	$ -	$ -	$ -	$ -
796	A_6700516-Ins-Special Risk	Injuries and Damages	925	$ 131	$ 1,570	$ -	$ 1,612	$ 138	$ 138
797	A_6700518-Ins-Travel Accident	Injuries and Damages	925	$ 414	$ 4,971	$ -	$ 5,093	$ 435	$ 435
798	A_6700519-Ins-WC Excess	Injuries and Damages	925	$ 16,201	$ 194,411	$ -	$ 199,232	$ 17,004	$ 17,004
799	A_6700520-Ins-WC States	Injuries and Damages	925	$ 18,335	$ 220,016	$ -	$ 230,848	$ 20,140	$ 20,140
800	A_6700599-Ins-Other	Injuries and Damages	925	$ 10,361	$ 124,330	$ -	$ 144,889	$ 13,787	$ 13,787
801	A_6790199-Fees-Miscellaneous	Injuries and Damages	925	$ 9	$ 107	$ 109	$ -	$ 9	$ 9
802	A_6790315-I&D Alloc to Capital	Injuries and Damages	925	$ (89,702)	$ (1,076,426)	$ (1,093,897)	$ -	$ (92,614)	$ (92,614)
803	A_6020000-1001/A6020000	Employee Pensions and Benefits	926	$ (7,365)	$ (88,375)	$ (89,809)	$ -	$ (7,604)	$ (7,604)
804	A_6020010-Ben Plan Admin Fee	Employee Pensions and Benefits	926	$ 5,359	$ 64,304	$ 65,347	$ -	$ 5,533	$ 5,533
805	A_6020020-Tuition Reimbursement	Employee Pensions and Benefits	926	$ 2,319	$ 27,831	$ 28,283	$ -	$ 2,395	$ 2,395
806	A_6020030-Life Insurance	Employee Pensions and Benefits	926	$ 10,585	$ 127,023	$ 129,085	$ -	$ 10,929	$ 10,929
807	A_6020040-LT Care Insurance	Employee Pensions and Benefits	926	$ 3,556	$ 42,675	$ 43,367	$ -	$ 3,672	$ 3,672
808	A_6020050-Medical Insur-Active	Employee Pensions and Benefits	926	$ 575,679	$ 6,908,150	$ -	$ 7,217,697	$ 627,270	$ 627,270
809	A_6020060-Pensions	Employee Pensions and Benefits	926	$ 149,981	$ 1,799,768	$ -	$ 1,886,830	$ 164,491	$ 164,491
810	A_6020080-PostRtFAS106-Active	Employee Pensions and Benefits	926	$ -	$ -	$ -	$ -	$ -	$ -

23-00255-UT-2023-09-14-NMGC-2023-Rate-Case

NMGC Exhibit ECB-5
Page 382 of 596

NEW MEXICO GAS COMPANY, INC.

Operations and Maintenance Summary
Base Period - 12 Months Ending March 31, 2023
Future Test Year - 12 Months Ending September 30, 2025

	A	B	C	AN	AO	AP	AQ	AR
3	Description	Account Name	FERC Acct	6/1/2024	7/1/2024	8/1/2024	9/1/2024	Linkage 2 Ending 9/30/2024
762	A_6400020-M&S Gen Office	Office Supplies and Expenses	921	$ 2,559	$ 2,559	$ 2,559	$ 2,559	$ 30,231
763	A_6400070-M&S Safety	Office Supplies and Expenses	921	$ 313	$ 313	$ 313	$ 313	$ 3,702
764	A_6400080-M&S Vehicle Fuel	Office Supplies and Expenses	921	$ 24	$ 24	$ 24	$ 24	$ 285
765	A_6400100-M&S OS Purchases	Office Supplies and Expenses	921	$ 9,021	$ 9,021	$ 9,021	$ 9,021	$ 106,555
766	A_6400500-M&S Parts	Office Supplies and Expenses	921	$ 356	$ 356	$ 356	$ 356	$ 4,209
767	A_6400510-M&S Small Tools	Office Supplies and Expenses	921	$ 198	$ 198	$ 198	$ 198	$ 2,333
768	A_6500010-Transport-Vehicle	Office Supplies and Expenses	921	$ 9	$ 9	$ 9	$ 9	$ 108
769	A_6730030-Utilities-Telecom	Office Supplies and Expenses	921	$ 13,429	$ 13,429	$ 13,429	$ 13,429	$ 158,620
770	A_6730800-Utilities-Other	Office Supplies and Expenses	921	$ (1,962)	$ (1,962)	$ (1,962)	$ (1,962)	$ (23,172)
771	A_6790101-Fees-Bank	Office Supplies and Expenses	921	$ 7,111	$ 7,111	$ 7,111	$ 7,111	$ 83,995
772	A_6790230-Postage Ship Courier	Office Supplies and Expenses	921	$ 128	$ 128	$ 128	$ 128	$ 1,508
773	A_6790321-Stores Allocation	Office Supplies and Expenses	921	$ 661	$ 661	$ 661	$ 661	$ 7,809
774	A_6790322-Small Tools Alloc	Office Supplies and Expenses	921	$ 335	$ 335	$ 335	$ 335	$ 3,954
775	A_6790310-A&G Alloc to Capital	Administrative Expenses Transferred--Credit	922	$ (1,000,015)	$ (1,000,015)	$ (1,000,015)	$ (1,000,015)	$ (11,811,541)
776	A_6100030-Consultants-Audit	Outside Services Employed	923	$ 14,593	$ 14,593	$ 14,593	$ 14,593	$ 172,363
777	A_6100060-Consultants-Legal	Outside Services Employed	923	$ 87,281	$ 87,281	$ 87,281	$ 87,281	$ 1,030,906
778	A_6100070-Consultants-Mgmt	Outside Services Employed	923	$ 662	$ 662	$ 662	$ 662	$ 7,816
779	A_6100080-Consultants-Other	Outside Services Employed	923	$ 71,101	$ 71,101	$ 71,101	$ 71,101	$ 839,795
780	A_6100100-Contractor Services	Outside Services Employed	923	$ 33,803	$ 33,803	$ 33,803	$ 33,803	$ 345,385
781	A_6100150-Printing	Outside Services Employed	923	$ 83	$ 83	$ 83	$ 83	$ 980
782	A_6100170-Hardware Maint/Svcs	Outside Services Employed	923	$ 428	$ 428	$ 428	$ 428	$ 5,061
783	A_6100190-Software Maintenance	Outside Services Employed	923	$ 34,373	$ 34,373	$ 34,373	$ 34,373	$ 405,992
784	A_6700503-Ins-Crime & Fidelity	Property Insurance	924	$ 1,093	$ 1,093	$ 1,093	$ 1,093	$ 12,779
785	A_6700514-Ins-Property	Property Insurance	924	$ 36,099	$ 36,099	$ 36,099	$ 36,099	$ 416,788
786	A_6030040-EE Meals 50% Deduct	Injuries and Damages	925	$ 6	$ 6	$ 6	$ 6	$ 76
787	A_6030080-EE Travel Lodging	Injuries and Damages	925	$ 555	$ 555	$ 555	$ 555	$ 6,550
788	A_6100080-Consultants-Other	Injuries and Damages	925	$ 1,655	$ 1,655	$ 1,655	$ 1,655	$ 19,550
789	A_6700500-Ins-Automobile	Injuries and Damages	925	$ 26,850	$ 26,850	$ 26,850	$ 26,850	$ 310,053
790	A_6700502-Ins-Brokerage Fees	Injuries and Damages	925	$ 6,415	$ 6,415	$ 6,415	$ 6,415	$ 75,172
791	A_6700504-Ins-Director&Officer	Injuries and Damages	925	$ 4,111	$ 4,111	$ 4,111	$ 4,111	$ 48,059
792	A_6700506-Ins-Excess Auto	Injuries and Damages	925	$ 12,073	$ 12,073	$ 12,073	$ 12,073	$ 139,413
793	A_6700507-Ins-Excess Gen Liab	Injuries and Damages	925	$ 396,738	$ 396,738	$ 396,738	$ 396,738	$ 4,581,387
794	A_6700508-Ins-Fiduciary	Injuries and Damages	925	$ 566	$ 566	$ 566	$ 566	$ 6,617
795	A_6700509-Ins-I&D Reserves	Injuries and Damages	925	$ -	$ -	$ -	$ -	$ -
796	A_6700516-Ins-Special Risk	Injuries and Damages	925	$ 138	$ 138	$ 138	$ 138	$ 1,612
797	A_6700518-Ins-Travel Accident	Injuries and Damages	925	$ 435	$ 435	$ 435	$ 435	$ 5,093
798	A_6700519-Ins-WC Excess	Injuries and Damages	925	$ 17,004	$ 17,004	$ 17,004	$ 17,004	$ 199,232
799	A_6700520-Ins-WC States	Injuries and Damages	925	$ 20,140	$ 20,140	$ 20,140	$ 20,140	$ 230,848
800	A_6700599-Ins-Other	Injuries and Damages	925	$ 13,787	$ 13,787	$ 13,787	$ 13,787	$ 144,889
801	A_6790199-Fees-Miscellaneous	Injuries and Damages	925	$ 9	$ 9	$ 9	$ 9	$ 109
802	A_6790315-I&D Alloc to Capital	Injuries and Damages	925	$ (92,614)	$ (92,614)	$ (92,614)	$ (92,614)	$ (1,093,897)
803	A_6020000-1001/A6020000	Employee Pensions and Benefits	926	$ (7,604)	$ (7,604)	$ (7,604)	$ (7,604)	$ (89,809)
804	A_6020010-Ben Plan Admin Fee	Employee Pensions and Benefits	926	$ 5,533	$ 5,533	$ 5,533	$ 5,533	$ 65,347
805	A_6020020-Tuition Reimbursement	Employee Pensions and Benefits	926	$ 2,395	$ 2,395	$ 2,395	$ 2,395	$ 28,283
806	A_6020030-Life Insurance	Employee Pensions and Benefits	926	$ 10,929	$ 10,929	$ 10,929	$ 10,929	$ 129,085
807	A_6020040-LT Care Insurance	Employee Pensions and Benefits	926	$ 3,672	$ 3,672	$ 3,672	$ 3,672	$ 43,367
808	A_6020050-Medical Insur-Active	Employee Pensions and Benefits	926	$ 627,270	$ 627,270	$ 627,270	$ 627,270	$ 7,217,697
809	A_6020060-Pensions	Employee Pensions and Benefits	926	$ 164,491	$ 164,491	$ 164,491	$ 164,491	$ 1,886,830
810	A_6020080-PostRtFAS106-Active	Employee Pensions and Benefits	926	$ -	$ -	$ -	$ -	$ -

NMGC Exhibit ECB-5
Page 383 of 596

NEW MEXICO GAS COMPANY, INC.

Operations and Maintenance Summary
Base Period - 12 Months Ending March 31, 2023
Future Test Year - 12 Months Ending September 30, 2025

	A	B	C	D	E	F	G	H	I
3	Description	Account Name	FERC Acct	4/30/2022	5/31/2022	6/30/2022	7/31/2022	8/31/2022	9/30/2022
811	A_6020100-LT Incentive Exp	Employee Pensions and Benefits	926	$ -	$ -	$ 539,349	$ -	$ -	$ 282,077
812	A_6020101-Employee Def Comp	Employee Pensions and Benefits	926	$ -	$ -	$ 44,891	$ -	$ -	$ (11,211)
813	A_6020110-Employee Wellness	Employee Pensions and Benefits	926	$ 3,232	$ 1,245	$ 304	$ 5,902	$ 610	$ 15
814	A_6020130-Emplr 401KFixed Mtch	Employee Pensions and Benefits	926	$ 153,144	$ 148,504	$ 217,379	$ 154,120	$ 151,820	$ 145,864
815	A_6020131-Emplr 401K-IBEW Plan	Employee Pensions and Benefits	926	$ 610	$ 709	$ 1,792	$ 1,148	$ 1,515	$ 896
816	A_6020140-Emplr 401KPerf Match	Employee Pensions and Benefits	926	$ -	$ -	$ -	$ -	$ -	$ 1,031
817	A_6020170-LTDisability FAS112	Employee Pensions and Benefits	926	$ -	$ -	$ -	$ -	$ 25,000	$ -
818	A_6020180-LTDisability Premium	Employee Pensions and Benefits	926	$ 56,271	$ 15,393	$ 7,553	$ 29,668	$ 15,509	$ 15,590
819	A_6020220-Vacations (accrual)	Employee Pensions and Benefits	926	$ 25,235	$ 25,235	$ 25,235	$ 25,235	$ 25,235	$ 25,235
820	A_6020230-Restoration Plan Exp	Employee Pensions and Benefits	926	$ 8,828	$ 2,193	$ 39,652	$ (3,723)	$ 2,879	$ 2,867
821	A_6020240-Emplr Mtch Stk Purch	Employee Pensions and Benefits	926	$ -	$ -	$ 10,516	$ -	$ 11,939	$ -
822	A_6020800-Benefits-Other	Employee Pensions and Benefits	926	$ 3,262	$ 21,897	$ 46,540	$ 3,421	$ 15,894	$ 36,493
823	A_6020920-Emp Service Awards	Employee Pensions and Benefits	926	$ -	$ 4,999	$ 11	$ -	$ 20	$ -
824	A_6028999-Benefits Fringe Rcls	Employee Pensions and Benefits	926	$ -	$ -	$ 4,898	$ (400)	$ (4)	$ 22
825	A_6790199-Fees-Miscellaneous	Employee Pensions and Benefits	926	$ 349	$ -	$ -	$ -	$ -	$ -
826	A_6790800-Other Oper-Misc	Employee Pensions and Benefits	926	$ -	$ -	$ (16,347)	$ -	$ -	$ (28,162)
827	A_7204020-FAS106 Act NonSvc	Employee Pensions and Benefits	926	$ (9,806)	$ (9,806)	$ (9,806)	$ (39,962)	$ (14,114)	$ (14,114)
828	A_7204030-FAS106 Ret NonSvc	Employee Pensions and Benefits	926	$ (5,761)	$ (5,761)	$ (5,761)	$ (31,689)	$ (9,465)	$ (9,465)
829	A_6791000-Rate Case Expense	Regulatory Commission Expenses	928	$ 82,427	$ 82,427	$ 82,427	$ 82,427	$ 82,427	$ 82,427
830	A_6710800-ST Rent-Other	Rents	931	$ -	$ -	$ -	$ -	$ -	$ 59
831	A_6720020-LTLease-NonOffEquip	Rents	931	$ 24,215	$ 12,080	$ 12,613	$ 5,966	$ 11,764	$ 6,163
832	A_6720800-LTLease--Other	Rents	931	$ 5,253	$ 1,988	$ 8,252	$ 2,682	$ 2,012	$ 5,387
833	A_6790326-Facilities Alloc	Rents	931	$ 34,198	$ 26,525	$ 29,367	$ 31,673	$ 41,175	$ 37,469
834	**Total Administrative & General Operation Expenses**			**$ 2,306,570**	**$ 2,553,945**	**$ 2,657,071**	**$ 2,242,576**	**$ 2,235,008**	**$ 1,694,112**
835									
836	**Administrative & General Expenses - Maintenance:**								
837	A_6100010-Advertising	General Advertising/Misc. General Expenses	930.1	$ 1,947	$ 4,948	$ 1,369	$ -	$ 2,118	$ -
838	**Total Administrative & General Maintenance Expenses**			**$ 1,947**	**$ 4,948**	**$ 1,369**	**$ -**	**$ 2,118**	**$ -**
839									
840	**Administrative & General Expenses - Operation:**								
841	A_6010000-1001/6010000	General Advertising/Misc. General Expenses	930.2	$ -	$ 129	$ 1	$ 37	$ 2	$ 9
842	A_6010110-Labor Exempt ST	General Advertising/Misc. General Expenses	930.2	$ 15,745	$ 20,590	$ 23,697	$ 26,928	$ 27,571	$ 21,979
843	A_6010120-Labor Exempt OT	General Advertising/Misc. General Expenses	930.2	$ -	$ -	$ -	$ -	$ -	$ -
844	A_6010130-Labor Exempt NonProd	General Advertising/Misc. General Expenses	930.2	$ 1,885	$ (37)	$ 8,621	$ 3,791	$ 2,905	$ 4,675
845	A_6010210-Labor NonExm ST	General Advertising/Misc. General Expenses	930.2	$ 331	$ 354	$ 1,061	$ 731	$ 778	$ 632
846	A_6010220-Labor NonExm OT	General Advertising/Misc. General Expenses	930.2	$ -	$ 2	$ 124	$ 10	$ 24	$ 7
847	A_6010230-Labor NonExm NonProd	General Advertising/Misc. General Expenses	930.2	$ 41	$ (1)	$ 50	$ 35	$ (1)	$ 37
848	A_6010910-Labor OffCycle Bonus	General Advertising/Misc. General Expenses	930.2	$ -	$ 0	$ 676	$ 3	$ 0	$ 11
849	A_6018999-Labor Exp Reclass	General Advertising/Misc. General Expenses	930.2	$ (26,389)	$ (26,389)	$ (26,389)	$ (26,389)	$ (26,389)	$ (26,389)
850	A_6030010-EE ProfDue Subs Fees	General Advertising/Misc. General Expenses	930.2	$ -	$ -	$ 1,370	$ -	$ -	$ -
851	A_6030040-EE Meals 50% Deduct	General Advertising/Misc. General Expenses	930.2	$ 0	$ -	$ 0	$ -	$ 0	$ 189
852	A_6030050-EE Mileage	General Advertising/Misc. General Expenses	930.2	$ -	$ -	$ -	$ -	$ -	$ -
853	A_6030070-EE Training	General Advertising/Misc. General Expenses	930.2	$ 96	$ -	$ -	$ -	$ -	$ -
854	A_6030080-EE Travel Lodging	General Advertising/Misc. General Expenses	930.2	$ -	$ -	$ -	$ -	$ 0	$ -
855	A_6030091-EE Apprec and Gifts	General Advertising/Misc. General Expenses	930.2	$ -	$ 0	$ 0	$ 0	$ 0	$ -
856	A_6030800-EE Miscellaneous	General Advertising/Misc. General Expenses	930.2	$ 0	$ -	$ -	$ -	$ -	$ -
857	A_6100060-Consultants-Legal	General Advertising/Misc. General Expenses	930.2	$ -	$ 307	$ 11	$ (21)	$ -	$ 7
858	A_6100070-Consultants-Mgmt	General Advertising/Misc. General Expenses	930.2	$ 291	$ 20	$ 58	$ 112	$ 61	$ 59
859	A_6100080-Consultants-Other	General Advertising/Misc. General Expenses	930.2	$ 47,522	$ 43,073	$ 60,408	$ 55,325	$ 75,188	$ 62,792

NMGC Exhibit ECB-5
Page 384 of 596

NEW MEXICO GAS COMPANY, INC.

Operations and Maintenance Summary
Base Period - 12 Months Ending March 31, 2023
Future Test Year - 12 Months Ending September 30, 2025

	A	B	C	J	K	L	M	N	O
3	Description	Account Name	FERC Acct	10/31/2022	11/30/2022	12/31/2022	1/31/2023	2/28/2023	3/31/2023
811	A_6020100-LT Incentive Exp	Employee Pensions and Benefits	926	$ -	$ -	$ 284,825	$ -	$ -	$ 347,237
812	A_6020101-Employee Def Comp	Employee Pensions and Benefits	926	$ -	$ -	$ (114,302)	$ -	$ -	$ 37,995
813	A_6020110-Employee Wellness	Employee Pensions and Benefits	926	$ 4,684	$ 3,258	$ 700	$ 8,310	$ 307	$ 561
814	A_6020130-Emplr 401KFixed Mtch	Employee Pensions and Benefits	926	$ 148,845	$ 140,699	$ 242,593	$ 158,992	$ 165,801	$ 145,751
815	A_6020131-Emplr 401K-IBEW Plan	Employee Pensions and Benefits	926	$ 1,140	$ 1,100	$ 882	$ 873	$ 873	$ 860
816	A_6020140-Emplr 401KPerf Match	Employee Pensions and Benefits	926	$ 643	$ 208	$ 461,955	$ -	$ -	$ 29,267
817	A_6020170-LTDisability FAS112	Employee Pensions and Benefits	926	$ -	$ -	$ (10,000)	$ -	$ -	$ -
818	A_6020180-LTDisability Premium	Employee Pensions and Benefits	926	$ -	$ 38,950	$ (7,185)	$ 15,104	$ -	$ 70,789
819	A_6020220-Vacations (accrual)	Employee Pensions and Benefits	926	$ 25,235	$ 25,235	$ 85,036	$ 25,000	$ 25,000	$ 25,000
820	A_6020230-Restoration Plan Exp	Employee Pensions and Benefits	926	$ 2,921	$ 2,940	$ 2,841	$ 3,074	$ 3,054	$ 3,078
821	A_6020240-Emplr Mtch Stk Purch	Employee Pensions and Benefits	926	$ -	$ -	$ 11,660	$ -	$ 4,133	$ 8,990
822	A_6020800-Benefits-Other	Employee Pensions and Benefits	926	$ 15,709	$ 3,256	$ 22,439	$ 3,215	$ 3,404	$ 171,359
823	A_6020920-Emp Service Awards	Employee Pensions and Benefits	926	$ 10,085	$ -	$ -	$ 16,106	$ -	$ -
824	A_6028999-Benefits Fringe Rcls	Employee Pensions and Benefits	926	$ 23	$ 0	$ 446	$ -	$ (4)	$ -
825	A_6790199-Fees-Miscellaneous	Employee Pensions and Benefits	926	$ -	$ -	$ -	$ -	$ -	$ -
826	A_6790800-Other Oper-Misc	Employee Pensions and Benefits	926	$ -	$ -	$ (25,570)	$ -	$ -	$ (19,683)
827	A_7204020-FAS106 Act NonSvc	Employee Pensions and Benefits	926	$ (14,114)	$ (14,114)	$ (14,114)	$ (61,920)	$ (61,920)	$ (61,920)
828	A_7204030-FAS106 Ret NonSvc	Employee Pensions and Benefits	926	$ (9,465)	$ (9,465)	$ (9,465)	$ (44,377)	$ (44,377)	$ (44,377)
829	A_6791000-Rate Case Expense	Regulatory Commission Expenses	928	$ 82,427	$ 82,427	$ 82,427	$ 106,242	$ 106,242	$ 106,242
830	A_6710800-ST Rent-Other	Rents	931	$ -	$ -	$ -	$ -	$ -	$ 2,589
831	A_6720020-LTLease-NonOffEquip	Rents	931	$ 19,512	$ 6,274	$ 3,283	$ -	$ 28,142	$ 5,972
832	A_6720800-LTLease--Other	Rents	931	$ 12,803	$ -	$ 9,186	$ 140	$ 9,034	$ 17,201
833	A_6790326-Facilities Alloc	Rents	931	$ 34,234	$ 33,101	$ 34,572	$ 38,665	$ 36,960	$ 45,369
834	**Total Administrative & General Operation Expenses**			**$ 1,840,097**	**$ 810,376**	**$ 3,264,232**	**$ 1,993,241**	**$ 2,885,823**	**$ 2,815,902**
835									
836	**Administrative & General Expenses - Maintenance:**								
837	A_6100010-Advertising	General Advertising/Misc. General Expenses	930.1	$ 632	$ -	$ 1,613	$ 253	$ 1,043	$ 1,811
838	**Total Administrative & General Maintenance Expenses**			**$ 632**	**$ -**	**$ 1,613**	**$ 253**	**$ 1,043**	**$ 1,811**
839									
840	**Administrative & General Expenses - Operation:**								
841	A_6010000-1001/6010000	General Advertising/Misc. General Expenses	930.2	$ 6	$ -	$ 810	$ -	$ 293	$ 65
842	A_6010110-Labor Exempt ST	General Advertising/Misc. General Expenses	930.2	$ 28,781	$ 27,353	$ 9,523	$ 19,875	$ 22,239	$ 27,587
843	A_6010120-Labor Exempt OT	General Advertising/Misc. General Expenses	930.2	$ 1,128	$ (53)	$ 67	$ -	$ -	$ -
844	A_6010130-Labor Exempt NonProd	General Advertising/Misc. General Expenses	930.2	$ 1,126	$ 2,700	$ 8,374	$ 5,741	$ 91	$ 1,056
845	A_6010210-Labor NonExm ST	General Advertising/Misc. General Expenses	930.2	$ 631	$ 560	$ 387	$ 526	$ 569	$ 204
846	A_6010220-Labor NonExm OT	General Advertising/Misc. General Expenses	930.2	$ 85	$ 4	$ 38	$ 30	$ -	$ 2
847	A_6010230-Labor NonExm NonProd	General Advertising/Misc. General Expenses	930.2	$ (11)	$ 2	$ 154	$ 58	$ 246	$ 1
848	A_6010910-Labor OffCycle Bonus	General Advertising/Misc. General Expenses	930.2	$ 173	$ 13	$ (80)	$ 22	$ -	$ 11
849	A_6018999-Labor Exp Reclass	General Advertising/Misc. General Expenses	930.2	$ (26,389)	$ (26,389)	$ (26,389)	$ (26,389)	$ (5,967)	$ (16,178)
850	A_6030010-EE ProfDue Subs Fees	General Advertising/Misc. General Expenses	930.2	$ -	$ -	$ -	$ -	$ -	$ -
851	A_6030040-EE Meals 50% Deduct	General Advertising/Misc. General Expenses	930.2	$ -	$ -	$ -	$ -	$ -	$ -
852	A_6030050-EE Mileage	General Advertising/Misc. General Expenses	930.2	$ -	$ -	$ -	$ 36,000	$ -	$ 0
853	A_6030070-EE Training	General Advertising/Misc. General Expenses	930.2	$ -	$ 0	$ -	$ -	$ -	$ -
854	A_6030080-EE Travel Lodging	General Advertising/Misc. General Expenses	930.2	$ -	$ -	$ 0	$ -	$ -	$ -
855	A_6030091-EE Apprec and Gifts	General Advertising/Misc. General Expenses	930.2	$ -	$ -	$ -	$ -	$ -	$ -
856	A_6030800-EE Miscellaneous	General Advertising/Misc. General Expenses	930.2	$ 0	$ -	$ 0	$ 0	$ -	$ 0
857	A_6100060-Consultants-Legal	General Advertising/Misc. General Expenses	930.2	$ 3	$ -	$ 1,011	$ 3	$ 11	$ 12
858	A_6100070-Consultants-Mgmt	General Advertising/Misc. General Expenses	930.2	$ 55	$ 106	$ 19	$ 43	$ 111	$ 71
859	A_6100080-Consultants-Other	General Advertising/Misc. General Expenses	930.2	$ 45,785	$ 42,178	$ 72,070	$ 30,373	$ 23,027	$ 42,554

NMGC Exhibit ECB-5
Page 385 of 596

NEW MEXICO GAS COMPANY, INC.

Operations and Maintenance Summary
Base Period - 12 Months Ending March 31, 2023
Future Test Year - 12 Months Ending September 30, 2025

	A	B	C	P	Q	R	S	T	U
3	Description	Account Name	FERC Acct	Total Company Unadjusted Base Period Ending 3/31/2023	Base Period Adjustments	Adjusted Base Period	Removal of Separately Forecasted Items (To be added back Later)	Remaining Base Period O&M to be Escalated	Escalated Linkage 1 - Results of Pure Escalation of 3.93%
811	A_6020100-LT Incentive Exp	Employee Pensions and Benefits	926	$ 1,453,488	$ (1,453,488)	$ -	$ -	$ -	$ -
812	A_6020101-Employee Def Comp	Employee Pensions and Benefits	926	$ (42,626)	$ 42,626	$ -	$ -	$ -	$ -
813	A_6020110-Employee Wellness	Employee Pensions and Benefits	926	$ 29,127	$ -	$ 29,127	$ -	$ 29,127	$ 30,273
814	A_6020130-Emplr 401KFixed Mtch	Employee Pensions and Benefits	926	$ 1,973,512	$ 106,328	$ 2,079,840	$ (2,079,840)	$ -	$ -
815	A_6020131-Emplr 401K-IBEW Plan	Employee Pensions and Benefits	926	$ 12,399	$ -	$ 12,399	$ -	$ 12,399	$ 12,886
816	A_6020140-Emplr 401KPerf Match	Employee Pensions and Benefits	926	$ 493,104	$ (493,104)	$ -	$ -	$ -	$ -
817	A_6020170-LTDisability FAS112	Employee Pensions and Benefits	926	$ 15,000	$ -	$ 15,000	$ -	$ 15,000	$ 15,590
818	A_6020180-LTDisability Premium	Employee Pensions and Benefits	926	$ 257,642	$ -	$ 257,642	$ -	$ 257,642	$ 267,773
819	A_6020220-Vacations (accrual)	Employee Pensions and Benefits	926	$ 361,916	$ (361,916)	$ -	$ -	$ -	$ -
820	A_6020230-Restoration Plan Exp	Employee Pensions and Benefits	926	$ 70,604	$ 1,849	$ 72,453	$ (72,453)	$ -	$ -
821	A_6020240-Emplr Mtch Stk Purch	Employee Pensions and Benefits	926	$ 47,237	$ -	$ 47,237	$ -	$ 47,237	$ 49,094
822	A_6020800-Benefits-Other	Employee Pensions and Benefits	926	$ 346,890	$ (167,934)	$ 178,956	$ -	$ 178,956	$ 185,993
823	A_6020920-Emp Service Awards	Employee Pensions and Benefits	926	$ 31,221	$ -	$ 31,221	$ -	$ 31,221	$ 32,449
824	A_6028999-Benefits Fringe Rcls	Employee Pensions and Benefits	926	$ 4,981	$ -	$ 4,981	$ -	$ 4,981	$ 5,177
825	A_6790199-Fees-Miscellaneous	Employee Pensions and Benefits	926	$ 349	$ -	$ 349	$ -	$ 349	$ 363
826	A_6790800-Other Oper-Misc	Employee Pensions and Benefits	926	$ (89,761)	$ -	$ (89,761)	$ -	$ (89,761)	$ (93,291)
827	A_7204020-FAS106 Act NonSvc	Employee Pensions and Benefits	926	$ (325,710)	$ 185,760	$ (139,950)	$ 139,950	$ -	$ -
828	A_7204030-FAS106 Ret NonSvc	Employee Pensions and Benefits	926	$ (229,428)	$ (81,046)	$ (310,474)	$ 310,474	$ -	$ -
829	A_6791000-Rate Case Expense	Regulatory Commission Expenses	928	$ 1,060,567	$ (1,060,567)	$ -	$ -	$ -	$ -
830	A_6710800-ST Rent-Other	Rents	931	$ 2,648	$ -	$ 2,648	$ -	$ 2,648	$ 2,752
831	A_6720020-LTLease-NonOffEquip	Rents	931	$ 135,985	$ -	$ 135,985	$ -	$ 135,985	$ 141,332
832	A_6720800-LTLease--Other	Rents	931	$ 73,937	$ -	$ 73,937	$ -	$ 73,937	$ 76,844
833	A_6790326-Facilities Alloc	Rents	931	$ 423,309	$ -	$ 423,309	$ -	$ 423,309	$ 439,954
834	**Total Administrative & General Operation Expenses**			**$ 27,298,952**	**$ (2,670,141)**	**$ 24,628,812**	**$ (31,841,708)**	**$ (7,212,896)**	**$ (7,496,516)**
835									
836	**Administrative & General Expenses - Maintenance:**								
837	A_6100010-Advertising	General Advertising/Misc. General Expenses	930.1	$ 15,734	$ -	$ 15,734	$ -	$ 15,734	$ 16,352
838	**Total Administrative & General Maintenance Expenses**			**$ 15,734**	**$ -**	**$ 15,734**	**$ -**	**$ 15,734**	**$ 16,352**
839									
840	**Administrative & General Expenses - Operation:**								
841	A_6010000-1001/6010000	General Advertising/Misc. General Expenses	930.2	$ 1,352	$ -	$ 1,352	$ -	$ 1,352	$ 1,405
842	A_6010110-Labor Exempt ST	General Advertising/Misc. General Expenses	930.2	$ 271,867	$ 36,675	$ 308,542	$ (308,542)	$ -	$ -
843	A_6010120-Labor Exempt OT	General Advertising/Misc. General Expenses	930.2	$ 1,142	$ -	$ 1,142	$ -	$ 1,142	$ 1,187
844	A_6010130-Labor Exempt NonProd	General Advertising/Misc. General Expenses	930.2	$ 40,929	$ 2,251	$ 43,180	$ (43,180)	$ -	$ -
845	A_6010210-Labor NonExm ST	General Advertising/Misc. General Expenses	930.2	$ 6,765	$ 913	$ 7,677	$ (7,677)	$ -	$ -
846	A_6010220-Labor NonExm OT	General Advertising/Misc. General Expenses	930.2	$ 325	$ (52)	$ 273	$ (273)	$ -	$ -
847	A_6010230-Labor NonExm NonProd	General Advertising/Misc. General Expenses	930.2	$ 609	$ 34	$ 643	$ (643)	$ -	$ -
848	A_6010910-Labor OffCycle Bonus	General Advertising/Misc. General Expenses	930.2	$ 829	$ 46	$ 874	$ (874)	$ -	$ -
849	A_6018999-Labor Exp Reclass	General Advertising/Misc. General Expenses	930.2	$ (286,035)	$ (16,172)	$ (302,207)	$ 310,288	$ 8,081	$ 8,399
850	A_6030010-EE ProfDue Subs Fees	General Advertising/Misc. General Expenses	930.2	$ 1,370	$ (1,577)	$ (207)	$ -	$ (207)	$ (215)
851	A_6030040-EE Meals 50% Deduct	General Advertising/Misc. General Expenses	930.2	$ 189	$ -	$ 189	$ -	$ 189	$ 197
852	A_6030050-EE Mileage	General Advertising/Misc. General Expenses	930.2	$ 36,000	$ -	$ 36,000	$ -	$ 36,000	$ 37,416
853	A_6030070-EE Training	General Advertising/Misc. General Expenses	930.2	$ 96	$ -	$ 96	$ -	$ 96	$ 100
854	A_6030080-EE Travel Lodging	General Advertising/Misc. General Expenses	930.2	$ 0	$ -	$ 0	$ -	$ 0	$ 0
855	A_6030091-EE Apprec and Gifts	General Advertising/Misc. General Expenses	930.2	$ 1	$ -	$ 1	$ -	$ 1	$ 1
856	A_6030800-EE Miscellaneous	General Advertising/Misc. General Expenses	930.2	$ 1	$ -	$ 1	$ -	$ 1	$ 1
857	A_6100060-Consultants-Legal	General Advertising/Misc. General Expenses	930.2	$ 1,343	$ -	$ 1,343	$ -	$ 1,343	$ 1,396
858	A_6100070-Consultants-Mgmt	General Advertising/Misc. General Expenses	930.2	$ 1,005	$ -	$ 1,005	$ -	$ 1,005	$ 1,044
859	A_6100080-Consultants-Other	General Advertising/Misc. General Expenses	930.2	$ 600,293	$ -	$ 600,293	$ -	$ 600,293	$ 623,897

NMGC Exhibit ECB-5
Page 386 of 596

NEW MEXICO GAS COMPANY, INC.

Operations and Maintenance Summary
Base Period - 12 Months Ending March 31, 2023
Future Test Year - 12 Months Ending September 30, 2025

	A	B	C	V	W	X	Y	Z	AA
3	Description	Account Name	FERC Acct	Total Linkage 1 Period Separately Forecasted Items	4/30/2023	5/31/2023	6/30/2023	7/31/2023	8/31/2023
811	A_6020100-LT Incentive Exp	Employee Pensions and Benefits	926	$ -	$ -	$ -	$ -	$ -	$ -
812	A_6020101-Employee Def Comp	Employee Pensions and Benefits	926	$ -	$ -	$ -	$ -	$ -	$ -
813	A_6020110-Employee Wellness	Employee Pensions and Benefits	926	$ -	$ 2,523	$ 2,523	$ 2,523	$ 2,523	$ 2,523
814	A_6020130-Emplr 401KFixed Mtch	Employee Pensions and Benefits	926	$ 2,116,237	$ 176,353	$ 176,353	$ 176,353	$ 176,353	$ 176,353
815	A_6020131-Emplr 401K-IBEW Plan	Employee Pensions and Benefits	926	$ -	$ 1,074	$ 1,074	$ 1,074	$ 1,074	$ 1,074
816	A_6020140-Emplr 401KPerf Match	Employee Pensions and Benefits	926	$ -	$ -	$ -	$ -	$ -	$ -
817	A_6020170-LTDisability FAS112	Employee Pensions and Benefits	926	$ -	$ 1,299	$ 1,299	$ 1,299	$ 1,299	$ 1,299
818	A_6020180-LTDisability Premium	Employee Pensions and Benefits	926	$ -	$ 22,314	$ 22,314	$ 22,314	$ 22,314	$ 22,314
819	A_6020220-Vacations (accrual)	Employee Pensions and Benefits	926	$ -	$ -	$ -	$ -	$ -	$ -
820	A_6020230-Restoration Plan Exp	Employee Pensions and Benefits	926	$ 44,718	$ 3,726	$ 3,726	$ 3,726	$ 3,726	$ 3,726
821	A_6020240-Emplr Mtch Stk Purch	Employee Pensions and Benefits	926	$ -	$ 4,091	$ 4,091	$ 4,091	$ 4,091	$ 4,091
822	A_6020800-Benefits-Other	Employee Pensions and Benefits	926	$ -	$ 15,499	$ 15,499	$ 15,499	$ 15,499	$ 15,499
823	A_6020920-Emp Service Awards	Employee Pensions and Benefits	926	$ -	$ 2,704	$ 2,704	$ 2,704	$ 2,704	$ 2,704
824	A_6028999-Benefits Fringe Rcls	Employee Pensions and Benefits	926	$ -	$ 431	$ 431	$ 431	$ 431	$ 431
825	A_6790199-Fees-Miscellaneous	Employee Pensions and Benefits	926	$ -	$ 30	$ 30	$ 30	$ 30	$ 30
826	A_6790800-Other Oper-Misc	Employee Pensions and Benefits	926	$ -	$ (7,774)	$ (7,774)	$ (7,774)	$ (7,774)	$ (7,774)
827	A_7204020-FAS106 Act NonSvc	Employee Pensions and Benefits	926	$ -	$ -	$ -	$ -	$ -	$ -
828	A_7204030-FAS106 Ret NonSvc	Employee Pensions and Benefits	926	$ (824,996)	$ (68,750)	$ (68,750)	$ (68,750)	$ (68,750)	$ (68,750)
829	A_6791000-Rate Case Expense	Regulatory Commission Expenses	928	$ -	$ -	$ -	$ -	$ -	$ -
830	A_6710800-ST Rent-Other	Rents	931	$ -	$ 229	$ 229	$ 229	$ 229	$ 229
831	A_6720020-LTLease-NonOffEquip	Rents	931	$ -	$ 11,778	$ 11,778	$ 11,778	$ 11,778	$ 11,778
832	A_6720800-LTLease--Other	Rents	931	$ -	$ 6,404	$ 6,404	$ 6,404	$ 6,404	$ 6,404
833	A_6790326-Facilities Alloc	Rents	931	$ -	$ 36,663	$ 36,663	$ 36,663	$ 36,663	$ 36,663
834	**Total Administrative & General Operation Expenses**			**$ 32,228,837**	**$ 2,061,027**	**$ 2,061,027**	**$ 2,061,027**	**$ 2,061,027**	**$ 2,061,027**
835									
836	**Administrative & General Expenses - Maintenance:**								
837	A_6100010-Advertising	General Advertising/Misc. General Expenses	930.1	$ -	$ 1,363	$ 1,363	$ 1,363	$ 1,363	$ 1,363
838	**Total Administrative & General Maintenance Expenses**			**$ -**	**$ 1,363**	**$ 1,363**	**$ 1,363**	**$ 1,363**	**$ 1,363**
839									
840	**Administrative & General Expenses - Operation:**								
841	A_6010000-1001/6010000	General Advertising/Misc. General Expenses	930.2	$ -	$ 117	$ 117	$ 117	$ 117	$ 117
842	A_6010110-Labor Exempt ST	General Advertising/Misc. General Expenses	930.2	$ 313,942	$ 26,162	$ 26,162	$ 26,162	$ 26,162	$ 26,162
843	A_6010120-Labor Exempt OT	General Advertising/Misc. General Expenses	930.2	$ -	$ 99	$ 99	$ 99	$ 99	$ 99
844	A_6010130-Labor Exempt NonProd	General Advertising/Misc. General Expenses	930.2	$ 43,935	$ 3,661	$ 3,661	$ 3,661	$ 3,661	$ 3,661
845	A_6010210-Labor NonExm ST	General Advertising/Misc. General Expenses	930.2	$ 7,812	$ 651	$ 651	$ 651	$ 651	$ 651
846	A_6010220-Labor NonExm OT	General Advertising/Misc. General Expenses	930.2	$ 278	$ 23	$ 23	$ 23	$ 23	$ 23
847	A_6010230-Labor NonExm NonProd	General Advertising/Misc. General Expenses	930.2	$ 654	$ 55	$ 55	$ 55	$ 55	$ 55
848	A_6010910-Labor OffCycle Bonus	General Advertising/Misc. General Expenses	930.2	$ 889	$ 74	$ 74	$ 74	$ 74	$ 74
849	A_6018999-Labor Exp Reclass	General Advertising/Misc. General Expenses	930.2	$ (315,718)	$ (25,610)	$ (25,610)	$ (25,610)	$ (25,610)	$ (25,610)
850	A_6030010-EE ProfDue Subs Fees	General Advertising/Misc. General Expenses	930.2	$ -	$ (18)	$ (18)	$ (18)	$ (18)	$ (18)
851	A_6030040-EE Meals 50% Deduct	General Advertising/Misc. General Expenses	930.2	$ -	$ 16	$ 16	$ 16	$ 16	$ 16
852	A_6030050-EE Mileage	General Advertising/Misc. General Expenses	930.2	$ -	$ 3,118	$ 3,118	$ 3,118	$ 3,118	$ 3,118
853	A_6030070-EE Training	General Advertising/Misc. General Expenses	930.2	$ -	$ 8	$ 8	$ 8	$ 8	$ 8
854	A_6030080-EE Travel Lodging	General Advertising/Misc. General Expenses	930.2	$ -	$ 0	$ 0	$ 0	$ 0	$ 0
855	A_6030091-EE Apprec and Gifts	General Advertising/Misc. General Expenses	930.2	$ -	$ 0	$ 0	$ 0	$ 0	$ 0
856	A_6030800-EE Miscellaneous	General Advertising/Misc. General Expenses	930.2	$ -	$ 0	$ 0	$ 0	$ 0	$ 0
857	A_6100060-Consultants-Legal	General Advertising/Misc. General Expenses	930.2	$ -	$ 116	$ 116	$ 116	$ 116	$ 116
858	A_6100070-Consultants-Mgmt	General Advertising/Misc. General Expenses	930.2	$ -	$ 87	$ 87	$ 87	$ 87	$ 87
859	A_6100080-Consultants-Other	General Advertising/Misc. General Expenses	930.2	$ -	$ 51,991	$ 51,991	$ 51,991	$ 51,991	$ 51,991

NMGC Exhibit ECB-5
Page 387 of 596

Sponsored by NMGC Witness Erik C. Buchanan

630 Schedule H-1.2 BaseLink 1 2

NEW MEXICO GAS COMPANY, INC.

Operations and Maintenance Summary
Base Period - 12 Months Ending March 31, 2023
Future Test Year - 12 Months Ending September 30, 2025

	A	B	C	AB	AC	AD	AE	AF	AG
3	Description	Account Name	FERC Acct	9/30/2023	10/31/2023	11/30/2023	12/31/2023	1/31/2024	2/29/2024
811	A_6020100-LT Incentive Exp	Employee Pensions and Benefits	926	$ -	$ -	$ -	$ -	$ -	$ -
812	A_6020101-Employee Def Comp	Employee Pensions and Benefits	926	$ -	$ -	$ -	$ -	$ -	$ -
813	A_6020110-Employee Wellness	Employee Pensions and Benefits	926	$ 2,523	$ 2,523	$ 2,523	$ 2,523	$ 2,523	$ 2,523
814	A_6020130-Emplr 401KFixed Mtch	Employee Pensions and Benefits	926	$ 176,353	$ 176,353	$ 176,353	$ 176,353	$ 176,353	$ 176,353
815	A_6020131-Emplr 401K-IBEW Plan	Employee Pensions and Benefits	926	$ 1,074	$ 1,074	$ 1,074	$ 1,074	$ 1,074	$ 1,074
816	A_6020140-Emplr 401KPerf Match	Employee Pensions and Benefits	926	$ -	$ -	$ -	$ -	$ -	$ -
817	A_6020170-LTDisability FAS112	Employee Pensions and Benefits	926	$ 1,299	$ 1,299	$ 1,299	$ 1,299	$ 1,299	$ 1,299
818	A_6020180-LTDisability Premium	Employee Pensions and Benefits	926	$ 22,314	$ 22,314	$ 22,314	$ 22,314	$ 22,314	$ 22,314
819	A_6020220-Vacations (accrual)	Employee Pensions and Benefits	926	$ -	$ -	$ -	$ -	$ -	$ -
820	A_6020230-Restoration Plan Exp	Employee Pensions and Benefits	926	$ 3,726	$ 3,726	$ 3,726	$ 3,726	$ 3,726	$ 3,726
821	A_6020240-Emplr Mtch Stk Purch	Employee Pensions and Benefits	926	$ 4,091	$ 4,091	$ 4,091	$ 4,091	$ 4,091	$ 4,091
822	A_6020800-Benefits-Other	Employee Pensions and Benefits	926	$ 15,499	$ 15,499	$ 15,499	$ 15,499	$ 15,499	$ 15,499
823	A_6020920-Emp Service Awards	Employee Pensions and Benefits	926	$ 2,704	$ 2,704	$ 2,704	$ 2,704	$ 2,704	$ 2,704
824	A_6028999-Benefits Fringe Rcls	Employee Pensions and Benefits	926	$ 431	$ 431	$ 431	$ 431	$ 431	$ 431
825	A_6790199-Fees-Miscellaneous	Employee Pensions and Benefits	926	$ 30	$ 30	$ 30	$ 30	$ 30	$ 30
826	A_6790800-Other Oper-Misc	Employee Pensions and Benefits	926	$ (7,774)	$ (7,774)	$ (7,774)	$ (7,774)	$ (7,774)	$ (7,774)
827	A_7204020-FAS106 Act NonSvc	Employee Pensions and Benefits	926	$ -	$ -	$ -	$ -	$ -	$ -
828	A_7204030-FAS106 Ret NonSvc	Employee Pensions and Benefits	926	$ (68,750)	$ (68,750)	$ (68,750)	$ (68,750)	$ (68,750)	$ (68,750)
829	A_6791000-Rate Case Expense	Regulatory Commission Expenses	928	$ -	$ -	$ -	$ -	$ -	$ -
830	A_6710800-ST Rent-Other	Rents	931	$ 229	$ 229	$ 229	$ 229	$ 229	$ 229
831	A_6720020-LTLease-NonOffEquip	Rents	931	$ 11,778	$ 11,778	$ 11,778	$ 11,778	$ 11,778	$ 11,778
832	A_6720800-LTLease--Other	Rents	931	$ 6,404	$ 6,404	$ 6,404	$ 6,404	$ 6,404	$ 6,404
833	A_6790326-Facilities Alloc	Rents	931	$ 36,663	$ 36,663	$ 36,663	$ 36,663	$ 36,663	$ 36,663
834	**Total Administrative & General Operation Expenses**			**$ 2,061,027**	**$ 2,061,027**	**$ 2,061,027**	**$ 2,061,027**	**$ 2,061,027**	**$ 2,061,027**
835									
836	**Administrative & General Expenses - Maintenance:**								
837	A_6100010-Advertising	General Advertising/Misc. General Expenses	930.1	$ 1,363	$ 1,363	$ 1,363	$ 1,363	$ 1,363	$ 1,363
838	**Total Administrative & General Maintenance Expenses**			**$ 1,363**	**$ 1,363**	**$ 1,363**	**$ 1,363**	**$ 1,363**	**$ 1,363**
839									
840	**Administrative & General Expenses - Operation:**								
841	A_6010000-1001/6010000	General Advertising/Misc. General Expenses	930.2	$ 117	$ 117	$ 117	$ 117	$ 117	$ 117
842	A_6010110-Labor Exempt ST	General Advertising/Misc. General Expenses	930.2	$ 26,162	$ 26,162	$ 26,162	$ 26,162	$ 26,162	$ 26,162
843	A_6010120-Labor Exempt OT	General Advertising/Misc. General Expenses	930.2	$ 99	$ 99	$ 99	$ 99	$ 99	$ 99
844	A_6010130-Labor Exempt NonProd	General Advertising/Misc. General Expenses	930.2	$ 3,661	$ 3,661	$ 3,661	$ 3,661	$ 3,661	$ 3,661
845	A_6010210-Labor NonExm ST	General Advertising/Misc. General Expenses	930.2	$ 651	$ 651	$ 651	$ 651	$ 651	$ 651
846	A_6010220-Labor NonExm OT	General Advertising/Misc. General Expenses	930.2	$ 23	$ 23	$ 23	$ 23	$ 23	$ 23
847	A_6010230-Labor NonExm NonProd	General Advertising/Misc. General Expenses	930.2	$ 55	$ 55	$ 55	$ 55	$ 55	$ 55
848	A_6010910-Labor OffCycle Bonus	General Advertising/Misc. General Expenses	930.2	$ 74	$ 74	$ 74	$ 74	$ 74	$ 74
849	A_6018999-Labor Exp Reclass	General Advertising/Misc. General Expenses	930.2	$ (25,610)	$ (25,610)	$ (25,610)	$ (25,610)	$ (25,610)	$ (25,610)
850	A_6030010-EE ProfDue Subs Fees	General Advertising/Misc. General Expenses	930.2	$ (18)	$ (18)	$ (18)	$ (18)	$ (18)	$ (18)
851	A_6030040-EE Meals 50% Deduct	General Advertising/Misc. General Expenses	930.2	$ 16	$ 16	$ 16	$ 16	$ 16	$ 16
852	A_6030050-EE Mileage	General Advertising/Misc. General Expenses	930.2	$ 3,118	$ 3,118	$ 3,118	$ 3,118	$ 3,118	$ 3,118
853	A_6030070-EE Training	General Advertising/Misc. General Expenses	930.2	$ 8	$ 8	$ 8	$ 8	$ 8	$ 8
854	A_6030080-EE Travel Lodging	General Advertising/Misc. General Expenses	930.2	$ 0	$ 0	$ 0	$ 0	$ 0	$ 0
855	A_6030091-EE Apprec and Gifts	General Advertising/Misc. General Expenses	930.2	$ 0	$ 0	$ 0	$ 0	$ 0	$ 0
856	A_6030800-EE Miscellaneous	General Advertising/Misc. General Expenses	930.2	$ 0	$ 0	$ 0	$ 0	$ 0	$ 0
857	A_6100060-Consultants-Legal	General Advertising/Misc. General Expenses	930.2	$ 116	$ 116	$ 116	$ 116	$ 116	$ 116
858	A_6100070-Consultants-Mgmt	General Advertising/Misc. General Expenses	930.2	$ 87	$ 87	$ 87	$ 87	$ 87	$ 87
859	A_6100080-Consultants-Other	General Advertising/Misc. General Expenses	930.2	$ 51,991	$ 51,991	$ 51,991	$ 51,991	$ 51,991	$ 51,991

NMGC Exhibit ECB-5
Page 388 of 596

NEW MEXICO GAS COMPANY, INC.

Operations and Maintenance Summary
Base Period - 12 Months Ending March 31, 2023
Future Test Year - 12 Months Ending September 30, 2025

	A	B	C	AH	AI	AJ	AK	AL	AM
3	Description	Account Name	FERC Acct	3/31/2024	Linkage 1 Ending 3/31/2024	Escalated Linkage 2 - Results of Pure Escalation of 1.62%	Total Linkage 2 Period Separately Forecasted Items	4/1/2024	5/1/2024
811	A_6020100-LT Incentive Exp	Employee Pensions and Benefits	926	$ -	$ -	$ -	$ -	$ -	$ -
812	A_6020101-Employee Def Comp	Employee Pensions and Benefits	926	$ -	$ -	$ -	$ -	$ -	$ -
813	A_6020110-Employee Wellness	Employee Pensions and Benefits	926	$ 2,523	$ 30,273	$ 30,764	$ -	$ 2,605	$ 2,605
814	A_6020130-Emplr 401KFixed Mtch	Employee Pensions and Benefits	926	$ 176,353	$ 2,116,237	$ -	$ 2,152,634	$ 182,419	$ 182,419
815	A_6020131-Emplr 401K-IBEW Plan	Employee Pensions and Benefits	926	$ 1,074	$ 12,886	$ 13,096	$ -	$ 1,109	$ 1,109
816	A_6020140-Emplr 401KPerf Match	Employee Pensions and Benefits	926	$ -	$ -	$ -	$ -	$ -	$ -
817	A_6020170-LTDisability FAS112	Employee Pensions and Benefits	926	$ 1,299	$ 15,590	$ 15,843	$ -	$ 1,341	$ 1,341
818	A_6020180-LTDisability Premium	Employee Pensions and Benefits	926	$ 22,314	$ 267,773	$ 272,119	$ -	$ 23,039	$ 23,039
819	A_6020220-Vacations (accrual)	Employee Pensions and Benefits	926	$ -	$ -	$ -	$ -	$ -	$ -
820	A_6020230-Restoration Plan Exp	Employee Pensions and Benefits	926	$ 3,726	$ 44,718	$ -	$ 45,713	$ 3,892	$ 3,892
821	A_6020240-Emplr Mtch Stk Purch	Employee Pensions and Benefits	926	$ 4,091	$ 49,094	$ 49,891	$ -	$ 4,224	$ 4,224
822	A_6020800-Benefits-Other	Employee Pensions and Benefits	926	$ 15,499	$ 185,993	$ 189,012	$ -	$ 16,003	$ 16,003
823	A_6020920-Emp Service Awards	Employee Pensions and Benefits	926	$ 2,704	$ 32,449	$ 32,976	$ -	$ 2,792	$ 2,792
824	A_6028999-Benefits Fringe Rcls	Employee Pensions and Benefits	926	$ 431	$ 5,177	$ 5,261	$ -	$ 445	$ 445
825	A_6790199-Fees-Miscellaneous	Employee Pensions and Benefits	926	$ 30	$ 363	$ 369	$ -	$ 31	$ 31
826	A_6790800-Other Oper-Misc	Employee Pensions and Benefits	926	$ (7,774)	$ (93,291)	$ (94,805)	$ -	$ (8,027)	$ (8,027)
827	A_7204020-FAS106 Act NonSvc	Employee Pensions and Benefits	926	$ -	$ -	$ -	$ -	$ -	$ -
828	A_7204030-FAS106 Ret NonSvc	Employee Pensions and Benefits	926	$ (68,750)	$ (824,996)	$ -	$ (761,572)	$ (58,179)	$ (58,179)
829	A_6791000-Rate Case Expense	Regulatory Commission Expenses	928	$ -	$ -	$ -	$ -	$ -	$ -
830	A_6710800-ST Rent-Other	Rents	931	$ 229	$ 2,752	$ 2,797	$ -	$ 237	$ 237
831	A_6720020-LTLease-NonOffEquip	Rents	931	$ 11,778	$ 141,332	$ 143,626	$ -	$ 12,160	$ 12,160
832	A_6720800-LTLease--Other	Rents	931	$ 6,404	$ 76,844	$ 78,092	$ -	$ 6,612	$ 6,612
833	A_6790326-Facilities Alloc	Rents	931	$ 36,663	$ 439,954	$ 447,094	$ -	$ 37,853	$ 37,853
834	**Total Administrative & General Operation Expenses**			**$ 2,061,027**	**$ 24,732,320**	**$ (7,618,187)**	**$ 33,314,986**	**$ 2,221,773**	**$ 2,221,773**
835									
836	**Administrative & General Expenses - Maintenance:**								
837	A_6100010-Advertising	General Advertising/Misc. General Expenses	930.1	$ 1,363	$ 16,352	$ 16,618	$ -	$ 1,407	$ 1,407
838	**Total Administrative & General Maintenance Expenses**			**$ 1,363**	**$ 16,352**	**$ 16,618**	**$ -**	**$ 1,407**	**$ 1,407**
839									
840	**Administrative & General Expenses - Operation:**								
841	A_6010000-1001/6010000	General Advertising/Misc. General Expenses	930.2	$ 117	$ 1,405	$ 1,428	$ -	$ 121	$ 121
842	A_6010110-Labor Exempt ST	General Advertising/Misc. General Expenses	930.2	$ 26,162	$ 313,942	$ -	$ 319,341	$ 27,062	$ 27,062
843	A_6010120-Labor Exempt OT	General Advertising/Misc. General Expenses	930.2	$ 99	$ 1,187	$ 1,206	$ -	$ 102	$ 102
844	A_6010130-Labor Exempt NonProd	General Advertising/Misc. General Expenses	930.2	$ 3,661	$ 43,935	$ -	$ 44,691	$ 3,787	$ 3,787
845	A_6010210-Labor NonExm ST	General Advertising/Misc. General Expenses	930.2	$ 651	$ 7,812	$ -	$ 7,946	$ 673	$ 673
846	A_6010220-Labor NonExm OT	General Advertising/Misc. General Expenses	930.2	$ 23	$ 278	$ -	$ 283	$ 24	$ 24
847	A_6010230-Labor NonExm NonProd	General Advertising/Misc. General Expenses	930.2	$ 55	$ 654	$ -	$ 665	$ 56	$ 56
848	A_6010910-Labor OffCycle Bonus	General Advertising/Misc. General Expenses	930.2	$ 74	$ 889	$ -	$ 905	$ 77	$ 77
849	A_6018999-Labor Exp Reclass	General Advertising/Misc. General Expenses	930.2	$ (25,610)	$ (307,319)	$ 8,535	$ (321,148)	$ (26,492)	$ (26,492)
850	A_6030010-EE ProfDue Subs Fees	General Advertising/Misc. General Expenses	930.2	$ (18)	$ (215)	$ (219)	$ -	$ (19)	$ (19)
851	A_6030040-EE Meals 50% Deduct	General Advertising/Misc. General Expenses	930.2	$ 16	$ 197	$ 200	$ -	$ 17	$ 17
852	A_6030050-EE Mileage	General Advertising/Misc. General Expenses	930.2	$ 3,118	$ 37,416	$ 38,023	$ -	$ 3,219	$ 3,219
853	A_6030070-EE Training	General Advertising/Misc. General Expenses	930.2	$ 8	$ 100	$ 101	$ -	$ 9	$ 9
854	A_6030080-EE Travel Lodging	General Advertising/Misc. General Expenses	930.2	$ 0	$ 0	$ 0	$ -	$ 0	$ 0
855	A_6030091-EE Apprec and Gifts	General Advertising/Misc. General Expenses	930.2	$ 0	$ 1	$ 1	$ -	$ 0	$ 0
856	A_6030800-EE Miscellaneous	General Advertising/Misc. General Expenses	930.2	$ 0	$ 1	$ 1	$ -	$ 0	$ 0
857	A_6100060-Consultants-Legal	General Advertising/Misc. General Expenses	930.2	$ 116	$ 1,396	$ 1,418	$ -	$ 120	$ 120
858	A_6100070-Consultants-Mgmt	General Advertising/Misc. General Expenses	930.2	$ 87	$ 1,044	$ 1,061	$ -	$ 90	$ 90
859	A_6100080-Consultants-Other	General Advertising/Misc. General Expenses	930.2	$ 51,991	$ 623,897	$ 634,023	$ -	$ 53,679	$ 53,679

NMGC Exhibit ECB-5
Page 389 of 596

NEW MEXICO GAS COMPANY, INC.

Operations and Maintenance Summary
Base Period - 12 Months Ending March 31, 2023
Future Test Year - 12 Months Ending September 30, 2025

	A	B	C	AN	AO	AP	AQ	AR
3	Description	Account Name	FERC Acct	6/1/2024	7/1/2024	8/1/2024	9/1/2024	Linkage 2 Ending 9/30/2024
811	A_6020100-LT Incentive Exp	Employee Pensions and Benefits	926	$ -	$ -	$ -	$ -	$ -
812	A_6020101-Employee Def Comp	Employee Pensions and Benefits	926	$ -	$ -	$ -	$ -	$ -
813	A_6020110-Employee Wellness	Employee Pensions and Benefits	926	$ 2,605	$ 2,605	$ 2,605	$ 2,605	$ 30,764
814	A_6020130-Emplr 401KFixed Mtch	Employee Pensions and Benefits	926	$ 182,419	$ 182,419	$ 182,419	$ 182,419	$ 2,152,634
815	A_6020131-Emplr 401K-IBEW Plan	Employee Pensions and Benefits	926	$ 1,109	$ 1,109	$ 1,109	$ 1,109	$ 13,096
816	A_6020140-Emplr 401KPerf Match	Employee Pensions and Benefits	926	$ -	$ -	$ -	$ -	$ -
817	A_6020170-LTDisability FAS112	Employee Pensions and Benefits	926	$ 1,341	$ 1,341	$ 1,341	$ 1,341	$ 15,843
818	A_6020180-LTDisability Premium	Employee Pensions and Benefits	926	$ 23,039	$ 23,039	$ 23,039	$ 23,039	$ 272,119
819	A_6020220-Vacations (accrual)	Employee Pensions and Benefits	926	$ -	$ -	$ -	$ -	$ -
820	A_6020230-Restoration Plan Exp	Employee Pensions and Benefits	926	$ 3,892	$ 3,892	$ 3,892	$ 3,892	$ 45,713
821	A_6020240-Emplr Mtch Stk Purch	Employee Pensions and Benefits	926	$ 4,224	$ 4,224	$ 4,224	$ 4,224	$ 49,891
822	A_6020800-Benefits-Other	Employee Pensions and Benefits	926	$ 16,003	$ 16,003	$ 16,003	$ 16,003	$ 189,012
823	A_6020920-Emp Service Awards	Employee Pensions and Benefits	926	$ 2,792	$ 2,792	$ 2,792	$ 2,792	$ 32,976
824	A_6028999-Benefits Fringe Rcls	Employee Pensions and Benefits	926	$ 445	$ 445	$ 445	$ 445	$ 5,261
825	A_6790199-Fees-Miscellaneous	Employee Pensions and Benefits	926	$ 31	$ 31	$ 31	$ 31	$ 369
826	A_6790800-Other Oper-Misc	Employee Pensions and Benefits	926	$ (8,027)	$ (8,027)	$ (8,027)	$ (8,027)	$ (94,805)
827	A_7204020-FAS106 Act NonSvc	Employee Pensions and Benefits	926	$ -	$ -	$ -	$ -	$ -
828	A_7204030-FAS106 Ret NonSvc	Employee Pensions and Benefits	926	$ (58,179)	$ (58,179)	$ (58,179)	$ (58,179)	$ (761,572)
829	A_6791000-Rate Case Expense	Regulatory Commission Expenses	928	$ -	$ -	$ -	$ -	$ -
830	A_6710800-ST Rent-Other	Rents	931	$ 237	$ 237	$ 237	$ 237	$ 2,797
831	A_6720020-LTLease-NonOffEquip	Rents	931	$ 12,160	$ 12,160	$ 12,160	$ 12,160	$ 143,626
832	A_6720800-LTLease--Other	Rents	931	$ 6,612	$ 6,612	$ 6,612	$ 6,612	$ 78,092
833	A_6790326-Facilities Alloc	Rents	931	$ 37,853	$ 37,853	$ 37,853	$ 37,853	$ 447,094
834	**Total Administrative & General Operation Expenses**			**$ 2,221,773**	**$ 2,221,773**	**$ 2,221,773**	**$ 2,221,773**	**$ 25,696,799**
835								
836	**Administrative & General Expenses - Maintenance:**							
837	A_6100010-Advertising	General Advertising/Misc. General Expenses	930.1	$ 1,407	$ 1,407	$ 1,407	$ 1,407	$ 16,618
838	**Total Administrative & General Maintenance Expenses**			**$ 1,407**	**$ 1,407**	**$ 1,407**	**$ 1,407**	**$ 16,618**
839								
840	**Administrative & General Expenses - Operation:**							
841	A_6010000-1001/6010000	General Advertising/Misc. General Expenses	930.2	$ 121	$ 121	$ 121	$ 121	$ 1,428
842	A_6010110-Labor Exempt ST	General Advertising/Misc. General Expenses	930.2	$ 27,062	$ 27,062	$ 27,062	$ 27,062	$ 319,341
843	A_6010120-Labor Exempt OT	General Advertising/Misc. General Expenses	930.2	$ 102	$ 102	$ 102	$ 102	$ 1,206
844	A_6010130-Labor Exempt NonProd	General Advertising/Misc. General Expenses	930.2	$ 3,787	$ 3,787	$ 3,787	$ 3,787	$ 44,691
845	A_6010210-Labor NonExm ST	General Advertising/Misc. General Expenses	930.2	$ 673	$ 673	$ 673	$ 673	$ 7,946
846	A_6010220-Labor NonExm OT	General Advertising/Misc. General Expenses	930.2	$ 24	$ 24	$ 24	$ 24	$ 283
847	A_6010230-Labor NonExm NonProd	General Advertising/Misc. General Expenses	930.2	$ 56	$ 56	$ 56	$ 56	$ 665
848	A_6010910-Labor OffCycle Bonus	General Advertising/Misc. General Expenses	930.2	$ 77	$ 77	$ 77	$ 77	$ 905
849	A_6018999-Labor Exp Reclass	General Advertising/Misc. General Expenses	930.2	$ (26,492)	$ (26,492)	$ (26,492)	$ (26,492)	$ (312,613)
850	A_6030010-EE ProfDue Subs Fees	General Advertising/Misc. General Expenses	930.2	$ (19)	$ (19)	$ (19)	$ (19)	$ (219)
851	A_6030040-EE Meals 50% Deduct	General Advertising/Misc. General Expenses	930.2	$ 17	$ 17	$ 17	$ 17	$ 200
852	A_6030050-EE Mileage	General Advertising/Misc. General Expenses	930.2	$ 3,219	$ 3,219	$ 3,219	$ 3,219	$ 38,023
853	A_6030070-EE Training	General Advertising/Misc. General Expenses	930.2	$ 9	$ 9	$ 9	$ 9	$ 101
854	A_6030080-EE Travel Lodging	General Advertising/Misc. General Expenses	930.2	$ 0	$ 0	$ 0	$ 0	$ 0
855	A_6030091-EE Apprec and Gifts	General Advertising/Misc. General Expenses	930.2	$ 0	$ 0	$ 0	$ 0	$ 1
856	A_6030800-EE Miscellaneous	General Advertising/Misc. General Expenses	930.2	$ 0	$ 0	$ 0	$ 0	$ 1
857	A_6100060-Consultants-Legal	General Advertising/Misc. General Expenses	930.2	$ 120	$ 120	$ 120	$ 120	$ 1,418
858	A_6100070-Consultants-Mgmt	General Advertising/Misc. General Expenses	930.2	$ 90	$ 90	$ 90	$ 90	$ 1,061
859	A_6100080-Consultants-Other	General Advertising/Misc. General Expenses	930.2	$ 53,679	$ 53,679	$ 53,679	$ 53,679	$ 634,023

NMGC Exhibit ECB-5
Page 390 of 596

NEW MEXICO GAS COMPANY, INC.

Operations and Maintenance Summary
Base Period - 12 Months Ending March 31, 2023
Future Test Year - 12 Months Ending September 30, 2025

	A	B	C	D	E	F	G	H	I
3	Description	Account Name	FERC Acct	4/30/2022	5/31/2022	6/30/2022	7/31/2022	8/31/2022	9/30/2022
860	A_6100100-Contractor Services	General Advertising/Misc. General Expenses	930.2	$ 7,179	$ 9,385	$ 7,095	$ 2,478	$ (6,811)	$ 5,566
861	A_6100150-Printing	General Advertising/Misc. General Expenses	930.2	$ 853	$ 264	$ 60	$ 128	$ 1,071	$ -
862	A_6100190-Software Maintenance	General Advertising/Misc. General Expenses	930.2	$ 605,370	$ 430,367	$ 254,807	$ 418,559	$ 10,502	$ 22,757
863	A_6108999-OutSvc Exp Reclass	General Advertising/Misc. General Expenses	930.2	$ -	$ 20,851	$ -	$ -	$ -	$ -
864	A_6400010-M&S FurnOffEquip	General Advertising/Misc. General Expenses	930.2	$ -	$ -	$ 1,655	$ 892	$ (64)	$ -
865	A_6400020-M&S Gen Office	General Advertising/Misc. General Expenses	930.2	$ 698	$ -	$ -	$ -	$ -	$ -
866	A_6400100-M&S OS Purchases	General Advertising/Misc. General Expenses	930.2	$ 0	$ -	$ -	$ -	$ 869	$ 1
867	A_6700510-Ins-Longshore Comp	General Advertising/Misc. General Expenses	930.2	$ (2)	$ 5	$ 10	$ 6	$ 7	$ 6
868	A_6720800-LTLease--Other	General Advertising/Misc. General Expenses	930.2	$ -	$ -	$ -	$ -	$ -	$ -
869	A_6730030-Utilities-Telecom	General Advertising/Misc. General Expenses	930.2	$ 167,971	$ 110,677	$ 253,903	$ 128,809	$ 153,945	$ 279,042
870	A_6790030-Director's Expenses	General Advertising/Misc. General Expenses	930.2	$ 9,216	$ 9,378	$ 100,328	$ 9,652	$ 9,019	$ 103,560
871	A_6790050-Defd Compensation	General Advertising/Misc. General Expenses	930.2	$ -	$ -	$ 20,125	$ -	$ -	$ (64,539)
872	A_6790101-Fees-Bank	General Advertising/Misc. General Expenses	930.2	$ -	$ -	$ -	$ 44,156	$ -	$ -
873	A_6790103-Fees-Registration	General Advertising/Misc. General Expenses	930.2	$ 25	$ 300	$ -	$ 35	$ 115	$ -
874	A_6790199-Fees-Miscellaneous	General Advertising/Misc. General Expenses	930.2	$ 0	$ -	$ -	$ -	$ -	$ -
875	A_6790210-Permitting	General Advertising/Misc. General Expenses	930.2	$ -	$ 894	$ 157	$ -	$ -	$ -
876	A_6790230-Postage Ship Courier	General Advertising/Misc. General Expenses	930.2	$ 1,919	$ 5,001	$ 3,573	$ 1,996	$ 2,671	$ 2,978
877	A_6790321-Stores Allocation	General Advertising/Misc. General Expenses	930.2	$ -	$ -	$ -	$ -	$ 69	$ -
878	A_6790322-Small Tools Alloc	General Advertising/Misc. General Expenses	930.2	$ -	$ -	$ -	$ -	$ 35	$ -
879	A_6790704-IC Corp Services	General Advertising/Misc. General Expenses	930.2	$ 54,498	$ 77,217	$ 19,098	$ 43,485	$ 55,886	$ 68,001
880	A_6790709-IC Asset Usage Fee	General Advertising/Misc. General Expenses	930.2	$ 106,606	$ 110,766	$ 123,133	$ 123,846	$ 127,652	$ 126,207
881	A_6790800-Other Oper-Misc	General Advertising/Misc. General Expenses	930.2	$ -	$ -	$ 20,164	$ -	$ -	$ 35,071
882	A_6798999-1001/6798999	General Advertising/Misc. General Expenses	930.2	$ (0)	$ -	$ -	$ 0	$ (0)	$ -
883	A_8900170-FICO Recon TOTI	General Advertising/Misc. General Expenses	930.2	$ 1,617	$ 2,077	$ 3,952	$ 3,248	$ 3,687	$ 4,753
884	A_8903001-FICO Rec Enrg Alloc	General Advertising/Misc. General Expenses	930.2	$ 126,469	$ 184,644	$ 239,879	$ 176,765	$ 315,941	$ 221,165
885	A_8903002-FICO Rec IT Alloc	General Advertising/Misc. General Expenses	930.2	$ 362,794	$ 380,437	$ 359,459	$ 326,617	$ 401,277	$ 365,235
886	A_8903003-FICO Rec Telec Alloc	General Advertising/Misc. General Expenses	930.2	$ 2,462	$ 2,462	$ 2,462	$ 2,462	$ 2,462	$ 2,462
887	A_8903005-FICO Rec HR Alloc	General Advertising/Misc. General Expenses	930.2	$ 27,981	$ 12,506	$ 52,453	$ 36,662	$ 41,334	$ 35,619
888	A_8903007-FICO Rec Proc Alloc	General Advertising/Misc. General Expenses	930.2	$ 6,668	$ 7,045	$ 6,926	$ 6,573	$ 7,703	$ 6,407
889	A_8903008-FICO Rec HR ER Alloc	General Advertising/Misc. General Expenses	930.2	$ 4,669	$ 3,931	$ 4,981	$ 3,937	$ 4,179	$ 4,245
890	A_8903009-FICO Rec EM Alloc	General Advertising/Misc. General Expenses	930.2	$ 9,868	$ 9,760	$ 10,279	$ 15,387	$ 6,380	$ 6,692
891	A_8903011-FICO Rec AP Alloc	General Advertising/Misc. General Expenses	930.2	$ 18,022	$ 17,500	$ 15,665	$ 22,219	$ 13,266	$ 16,722
892	A_8903012-FICO Rec Claim Alloc	General Advertising/Misc. General Expenses	930.2	$ 496	$ 516	$ 515	$ 496	$ 535	$ 540
893	**Total Administrative & General Maintenance Expenses**			**$ 1,554,899**	**$ 1,434,033**	**$ 1,570,369**	**$ 1,428,972**	**$ 1,231,868**	**$ 1,306,497**
894									
895	**Total Administrative & General Expenses**			**$ 3,863,416**	**$ 3,992,926**	**$ 4,228,809**	**$ 3,671,548**	**$ 3,468,994**	**$ 3,000,609**
896									
897	**Total Operations and Maintenance Expenses**			**$ 24,679,216**	**$ 26,697,359**	**$ 26,263,876**	**$ 20,887,273**	**$ 22,200,381**	**$ 27,124,725**

NMGC Exhibit ECB-5
Page 391 of 596

NEW MEXICO GAS COMPANY, INC.

Operations and Maintenance Summary
Base Period - 12 Months Ending March 31, 2023
Future Test Year - 12 Months Ending September 30, 2025

	A	B	C	J	K	L	M	N	O
3	Description	Account Name	FERC Acct	10/31/2022	11/30/2022	12/31/2022	1/31/2023	2/28/2023	3/31/2023
860	A_6100100-Contractor Services	General Advertising/Misc. General Expenses	930.2	$ 3,224	$ (3,611)	$ 14,257	$ 2,275	$ 4,601	$ (5,846)
861	A_6100150-Printing	General Advertising/Misc. General Expenses	930.2	$ 1,018	$ 1,530	$ 60	$ 1,188	$ 80	$ 727
862	A_6100190-Software Maintenance	General Advertising/Misc. General Expenses	930.2	$ 417,582	$ 814,603	$ (93,532)	$ 170,049	$ 175,035	$ 148,457
863	A_6108999-OutSvc Exp Reclass	General Advertising/Misc. General Expenses	930.2	$ -	$ -	$ -	$ -	$ 15,145	$ -
864	A_6400010-M&S FurnOffEquip	General Advertising/Misc. General Expenses	930.2	$ -	$ -	$ -	$ 16,520	$ -	$ -
865	A_6400020-M&S Gen Office	General Advertising/Misc. General Expenses	930.2	$ -	$ -	$ -	$ 1,475	$ -	$ 974
866	A_6400100-M&S OS Purchases	General Advertising/Misc. General Expenses	930.2	$ -	$ 5	$ 4,715	$ -	$ -	$ 0
867	A_6700510-Ins-Longshore Comp	General Advertising/Misc. General Expenses	930.2	$ 6	$ 7	$ 4	$ 6	$ 6	$ 6
868	A_6720800-LTLease--Other	General Advertising/Misc. General Expenses	930.2	$ -	$ -	$ -	$ 259	$ 562	$ 162
869	A_6730030-Utilities-Telecom	General Advertising/Misc. General Expenses	930.2	$ 15,891	$ 165,980	$ 152,873	$ 150,799	$ 150,061	$ 361,807
870	A_6790030-Director's Expenses	General Advertising/Misc. General Expenses	930.2	$ 8,735	$ 8,952	$ 94,974	$ 9,006	$ 8,690	$ 91,507
871	A_6790050-Defd Compensation	General Advertising/Misc. General Expenses	930.2	$ -	$ -	$ (114,936)	$ -	$ -	$ 43,513
872	A_6790101-Fees-Bank	General Advertising/Misc. General Expenses	930.2	$ 44,616	$ -	$ -	$ 44,616	$ -	$ -
873	A_6790103-Fees-Registration	General Advertising/Misc. General Expenses	930.2	$ 25	$ 85	$ 60	$ 360	$ 25	$ (60)
874	A_6790199-Fees-Miscellaneous	General Advertising/Misc. General Expenses	930.2	$ -	$ -	$ -	$ -	$ -	$ -
875	A_6790210-Permitting	General Advertising/Misc. General Expenses	930.2	$ -	$ -	$ 144	$ -	$ 447	$ -
876	A_6790230-Postage Ship Courier	General Advertising/Misc. General Expenses	930.2	$ 2,909	$ 2,991	$ 2,515	$ 5,227	$ 2,935	$ 2,273
877	A_6790321-Stores Allocation	General Advertising/Misc. General Expenses	930.2	$ -	$ -	$ 431	$ -	$ -	$ -
878	A_6790322-Small Tools Alloc	General Advertising/Misc. General Expenses	930.2	$ -	$ -	$ 107	$ -	$ -	$ -
879	A_6790704-IC Corp Services	General Advertising/Misc. General Expenses	930.2	$ 63,587	$ 53,023	$ 52,983	$ 101,939	$ 54,895	$ 32,264
880	A_6790709-IC Asset Usage Fee	General Advertising/Misc. General Expenses	930.2	$ 126,540	$ 125,050	$ 123,208	$ 126,524	$ 139,280	$ 138,876
881	A_6790800-Other Oper-Misc	General Advertising/Misc. General Expenses	930.2	$ -	$ -	$ 31,116	$ -	$ -	$ (1,361)
882	A_6798999-1001/6798999	General Advertising/Misc. General Expenses	930.2	$ -	$ -	$ -	$ -	$ -	$ -
883	A_8900170-FICO Recon TOTI	General Advertising/Misc. General Expenses	930.2	$ 1,945	$ 3,144	$ 2,639	$ -	$ -	$ -
884	A_8903001-FICO Rec Enrg Alloc	General Advertising/Misc. General Expenses	930.2	$ 240,868	$ 187,453	$ 269,552	$ 202,025	$ 181,620	$ 158,675
885	A_8903002-FICO Rec IT Alloc	General Advertising/Misc. General Expenses	930.2	$ 462,282	$ 361,256	$ 521,126	$ 381,878	$ 369,524	$ 384,883
886	A_8903003-FICO Rec Telec Alloc	General Advertising/Misc. General Expenses	930.2	$ 2,462	$ 2,462	$ 2,462	$ 2,429	$ 2,429	$ 2,429
887	A_8903005-FICO Rec HR Alloc	General Advertising/Misc. General Expenses	930.2	$ 32,149	$ 39,097	$ 33,198	$ 69,948	$ 561	$ 36,696
888	A_8903007-FICO Rec Proc Alloc	General Advertising/Misc. General Expenses	930.2	$ 7,449	$ 7,997	$ 7,512	$ 3,411	$ 3,054	$ 3,675
889	A_8903008-FICO Rec HR ER Alloc	General Advertising/Misc. General Expenses	930.2	$ 1,736	$ 3,787	$ 4,149	$ 1,782	$ 1,438	$ 1,294
890	A_8903009-FICO Rec EM Alloc	General Advertising/Misc. General Expenses	930.2	$ 7,381	$ 6,705	$ 5,878	$ 10,627	$ 5,521	$ 5,762
891	A_8903011-FICO Rec AP Alloc	General Advertising/Misc. General Expenses	930.2	$ 14,738	$ 14,749	$ 17,364	$ 14,026	$ 13,195	$ 15,188
892	A_8903012-FICO Rec Claim Alloc	General Advertising/Misc. General Expenses	930.2	$ 496	$ 531	$ 520	$ 960	$ 832	$ 932
893	**Total Administrative & General Maintenance Expenses**			**$ 1,507,014**	**$ 1,842,268**	**$ 1,199,364**	**$ 1,383,611**	**$ 1,170,557**	**$ 1,478,218**
894									
895	**Total Administrative & General Expenses**			**$ 3,347,743**	**$ 2,652,644**	**$ 4,465,208**	**$ 3,377,105**	**$ 4,057,422**	**$ 4,295,931**
896									
897	**Total Operations and Maintenance Expenses**			**$ 33,343,636**	**$ 43,850,503**	**$ 75,836,758**	**$ 97,551,808**	**$ 64,837,045**	**$ 18,996,712**

NMGC Exhibit ECB-5
Page 392 of 596

NEW MEXICO GAS COMPANY, INC.

Operations and Maintenance Summary
Base Period - 12 Months Ending March 31, 2023
Future Test Year - 12 Months Ending September 30, 2025

	A	B	C	P	Q	R	S	T	U
3	Description	Account Name	FERC Acct	Total Company Unadjusted Base Period Ending 3/31/2023	Base Period Adjustments	Adjusted Base Period	Removal of Separately Forecasted Items (To be added back Later)	Remaining Base Period O&M to be Escalated	Escalated Linkage 1 - Results of Pure Escalation of 3.93%
860	A_6100100-Contractor Services	General Advertising/Misc. General Expenses	930.2	$ 39,792	$ -	$ 39,792	$ -	$ 39,792	$ 41,356
861	A_6100150-Printing	General Advertising/Misc. General Expenses	930.2	$ 6,979	$ -	$ 6,979	$ -	$ 6,979	$ 7,253
862	A_6100190-Software Maintenance	General Advertising/Misc. General Expenses	930.2	$ 3,374,556	$ -	$ 3,374,556	$ -	$ 3,374,556	$ 3,507,248
863	A_6108999-OutSvc Exp Reclass	General Advertising/Misc. General Expenses	930.2	$ 35,996	$ -	$ 35,996	$ -	$ 35,996	$ 37,412
864	A_6400010-M&S FurnOffEquip	General Advertising/Misc. General Expenses	930.2	$ 19,003	$ -	$ 19,003	$ -	$ 19,003	$ 19,750
865	A_6400020-M&S Gen Office	General Advertising/Misc. General Expenses	930.2	$ 3,147	$ -	$ 3,147	$ -	$ 3,147	$ 3,271
866	A_6400100-M&S OS Purchases	General Advertising/Misc. General Expenses	930.2	$ 5,590	$ -	$ 5,590	$ -	$ 5,590	$ 5,810
867	A_6700510-Ins-Longshore Comp	General Advertising/Misc. General Expenses	930.2	$ 65	$ -	$ 65	$ -	$ 65	$ 68
868	A_6720800-LTLease--Other	General Advertising/Misc. General Expenses	930.2	$ 984	$ -	$ 984	$ -	$ 984	$ 1,022
869	A_6730030-Utilities-Telecom	General Advertising/Misc. General Expenses	930.2	$ 2,091,758	$ -	$ 2,091,758	$ -	$ 2,091,758	$ 2,174,008
870	A_6790030-Director's Expenses	General Advertising/Misc. General Expenses	930.2	$ 463,018	$ -	$ 463,018	$ (463,018)	$ -	$ -
871	A_6790050-Defd Compensation	General Advertising/Misc. General Expenses	930.2	$ (115,837)	$ -	$ (115,837)	$ 115,837	$ -	$ -
872	A_6790101-Fees-Bank	General Advertising/Misc. General Expenses	930.2	$ 133,389	$ -	$ 133,389	$ (133,389)	$ -	$ -
873	A_6790103-Fees-Registration	General Advertising/Misc. General Expenses	930.2	$ 970	$ -	$ 970	$ -	$ 970	$ 1,008
874	A_6790199-Fees-Miscellaneous	General Advertising/Misc. General Expenses	930.2	$ 0	$ -	$ 0	$ -	$ 0	$ 0
875	A_6790210-Permitting	General Advertising/Misc. General Expenses	930.2	$ 1,642	$ -	$ 1,642	$ -	$ 1,642	$ 1,707
876	A_6790230-Postage Ship Courier	General Advertising/Misc. General Expenses	930.2	$ 36,989	$ -	$ 36,989	$ -	$ 36,989	$ 38,443
877	A_6790321-Stores Allocation	General Advertising/Misc. General Expenses	930.2	$ 500	$ -	$ 500	$ -	$ 500	$ 520
878	A_6790322-Small Tools Alloc	General Advertising/Misc. General Expenses	930.2	$ 142	$ -	$ 142	$ -	$ 142	$ 148
879	A_6790704-IC Corp Services	General Advertising/Misc. General Expenses	930.2	$ 676,878	$ -	$ 676,878	$ (676,878)	$ -	$ -
880	A_6790709-IC Asset Usage Fee	General Advertising/Misc. General Expenses	930.2	$ 1,497,688	$ -	$ 1,497,688	$ (1,497,688)	$ -	$ -
881	A_6790800-Other Oper-Misc	General Advertising/Misc. General Expenses	930.2	$ 84,991	$ -	$ 84,991	$ -	$ 84,991	$ 88,333
882	A_6798999-1001/6798999	General Advertising/Misc. General Expenses	930.2	$ (0)	$ -	$ (0)	$ -	$ (0)	$ (0)
883	A_8900170-FICO Recon TOTI	General Advertising/Misc. General Expenses	930.2	$ 27,061	$ -	$ 27,061	$ (27,061)	$ -	$ -
884	A_8903001-FICO Rec Enrg Alloc	General Advertising/Misc. General Expenses	930.2	$ 2,505,057	$ -	$ 2,505,057	$ (2,505,057)	$ -	$ -
885	A_8903002-FICO Rec IT Alloc	General Advertising/Misc. General Expenses	930.2	$ 4,676,769	$ -	$ 4,676,769	$ (4,676,769)	$ -	$ -
886	A_8903003-FICO Rec Telec Alloc	General Advertising/Misc. General Expenses	930.2	$ 29,447	$ -	$ 29,447	$ (29,447)	$ -	$ -
887	A_8903005-FICO Rec HR Alloc	General Advertising/Misc. General Expenses	930.2	$ 418,202	$ -	$ 418,202	$ (418,202)	$ -	$ -
888	A_8903007-FICO Rec Proc Alloc	General Advertising/Misc. General Expenses	930.2	$ 74,420	$ -	$ 74,420	$ (74,420)	$ -	$ -
889	A_8903008-FICO Rec HR ER Alloc	General Advertising/Misc. General Expenses	930.2	$ 40,129	$ -	$ 40,129	$ (40,129)	$ -	$ -
890	A_8903009-FICO Rec EM Alloc	General Advertising/Misc. General Expenses	930.2	$ 100,242	$ -	$ 100,242	$ (100,242)	$ -	$ -
891	A_8903011-FICO Rec AP Alloc	General Advertising/Misc. General Expenses	930.2	$ 192,654	$ -	$ 192,654	$ (192,654)	$ -	$ -
892	A_8903012-FICO Rec Claim Alloc	General Advertising/Misc. General Expenses	930.2	$ 7,368	$ -	$ 7,368	$ (7,368)	$ -	$ -
893	**Total Administrative & General Maintenance Expenses**			**$ 17,107,668**	**$ 22,116**	**$ 17,129,784**	**$ (10,777,386)**	**$ 6,352,398**	**$ 6,602,183**
894									
895	**Total Administrative & General Expenses**			**$ 44,422,354**	**$ (2,648,025)**	**$ 41,774,329**	**$ (42,619,093)**	**$ (844,764)**	**$ (877,981)**
896									
897	**Total Operations and Maintenance Expenses**			**$ 482,269,293**	**$ (382,536,249)**	**$ 99,733,044**	**$ (83,409,495)**	**$ 16,323,549**	**$ 16,965,412**

NMGC Exhibit ECB-5
Page 393 of 596

NEW MEXICO GAS COMPANY, INC.

Operations and Maintenance Summary
Base Period - 12 Months Ending March 31, 2023
Future Test Year - 12 Months Ending September 30, 2025

	A	B	C	V	W	X	Y	Z	AA
3	Description	Account Name	FERC Acct	Total Linkage 1 Period Separately Forecasted Items	4/30/2023	5/31/2023	6/30/2023	7/31/2023	8/31/2023
860	A_6100100-Contractor Services	General Advertising/Misc. General Expenses	930.2	$ -	$ 3,446	$ 3,446	$ 3,446	$ 3,446	$ 3,446
861	A_6100150-Printing	General Advertising/Misc. General Expenses	930.2	$ -	$ 604	$ 604	$ 604	$ 604	$ 604
862	A_6100190-Software Maintenance	General Advertising/Misc. General Expenses	930.2	$ -	$ 292,271	$ 292,271	$ 292,271	$ 292,271	$ 292,271
863	A_6108999-OutSvc Exp Reclass	General Advertising/Misc. General Expenses	930.2	$ -	$ 3,118	$ 3,118	$ 3,118	$ 3,118	$ 3,118
864	A_6400010-M&S FurnOffEquip	General Advertising/Misc. General Expenses	930.2	$ -	$ 1,646	$ 1,646	$ 1,646	$ 1,646	$ 1,646
865	A_6400020-M&S Gen Office	General Advertising/Misc. General Expenses	930.2	$ -	$ 273	$ 273	$ 273	$ 273	$ 273
866	A_6400100-M&S OS Purchases	General Advertising/Misc. General Expenses	930.2	$ -	$ 484	$ 484	$ 484	$ 484	$ 484
867	A_6700510-Ins-Longshore Comp	General Advertising/Misc. General Expenses	930.2	$ -	$ 6	$ 6	$ 6	$ 6	$ 6
868	A_6720800-LTLease--Other	General Advertising/Misc. General Expenses	930.2	$ -	$ 85	$ 85	$ 85	$ 85	$ 85
869	A_6730030-Utilities-Telecom	General Advertising/Misc. General Expenses	930.2	$ -	$ 181,167	$ 181,167	$ 181,167	$ 181,167	$ 181,167
870	A_6790030-Director's Expenses	General Advertising/Misc. General Expenses	930.2	$ 320,500	$ 26,708	$ 26,708	$ 26,708	$ 26,708	$ 26,708
871	A_6790050-Defd Compensation	General Advertising/Misc. General Expenses	930.2	$ 137,500	$ 11,458	$ 11,458	$ 11,458	$ 11,458	$ 11,458
872	A_6790101-Fees-Bank	General Advertising/Misc. General Expenses	930.2	$ 253,632	$ 21,136	$ 21,136	$ 21,136	$ 21,136	$ 21,136
873	A_6790103-Fees-Registration	General Advertising/Misc. General Expenses	930.2	$ -	$ 84	$ 84	$ 84	$ 84	$ 84
874	A_6790199-Fees-Miscellaneous	General Advertising/Misc. General Expenses	930.2	$ -	$ 0	$ 0	$ 0	$ 0	$ 0
875	A_6790210-Permitting	General Advertising/Misc. General Expenses	930.2	$ -	$ 142	$ 142	$ 142	$ 142	$ 142
876	A_6790230-Postage Ship Courier	General Advertising/Misc. General Expenses	930.2	$ -	$ 3,204	$ 3,204	$ 3,204	$ 3,204	$ 3,204
877	A_6790321-Stores Allocation	General Advertising/Misc. General Expenses	930.2	$ -	$ 43	$ 43	$ 43	$ 43	$ 43
878	A_6790322-Small Tools Alloc	General Advertising/Misc. General Expenses	930.2	$ -	$ 12	$ 12	$ 12	$ 12	$ 12
879	A_6790704-IC Corp Services	General Advertising/Misc. General Expenses	930.2	$ 991,158	$ 82,596	$ 82,596	$ 82,596	$ 82,596	$ 82,596
880	A_6790709-IC Asset Usage Fee	General Advertising/Misc. General Expenses	930.2	$ 1,222,070	$ 101,839	$ 101,839	$ 101,839	$ 101,839	$ 101,839
881	A_6790800-Other Oper-Misc	General Advertising/Misc. General Expenses	930.2	$ -	$ 7,361	$ 7,361	$ 7,361	$ 7,361	$ 7,361
882	A_6798999-1001/6798999	General Advertising/Misc. General Expenses	930.2	$ -	$ (0)	$ (0)	$ (0)	$ (0)	$ (0)
883	A_8900170-FICO Recon TOTI	General Advertising/Misc. General Expenses	930.2	$ -	$ -	$ -	$ -	$ -	$ -
884	A_8903001-FICO Rec Enrg Alloc	General Advertising/Misc. General Expenses	930.2	$ 2,354,593	$ 196,216	$ 196,216	$ 196,216	$ 196,216	$ 196,216
885	A_8903002-FICO Rec IT Alloc	General Advertising/Misc. General Expenses	930.2	$ 4,670,058	$ 389,171	$ 389,171	$ 389,171	$ 389,171	$ 389,171
886	A_8903003-FICO Rec Telec Alloc	General Advertising/Misc. General Expenses	930.2	$ 102,984	$ 8,582	$ 8,582	$ 8,582	$ 8,582	$ 8,582
887	A_8903005-FICO Rec HR Alloc	General Advertising/Misc. General Expenses	930.2	$ 439,664	$ 36,639	$ 36,639	$ 36,639	$ 36,639	$ 36,639
888	A_8903007-FICO Rec Proc Alloc	General Advertising/Misc. General Expenses	930.2	$ 43,072	$ 3,589	$ 3,589	$ 3,589	$ 3,589	$ 3,589
889	A_8903008-FICO Rec HR ER Alloc	General Advertising/Misc. General Expenses	930.2	$ 45,978	$ 3,831	$ 3,831	$ 3,831	$ 3,831	$ 3,831
890	A_8903009-FICO Rec EM Alloc	General Advertising/Misc. General Expenses	930.2	$ 87,996	$ 7,333	$ 7,333	$ 7,333	$ 7,333	$ 7,333
891	A_8903011-FICO Rec AP Alloc	General Advertising/Misc. General Expenses	930.2	$ 155,551	$ 12,963	$ 12,963	$ 12,963	$ 12,963	$ 12,963
892	A_8903012-FICO Rec Claim Alloc	General Advertising/Misc. General Expenses	930.2	$ 11,232	$ 936	$ 936	$ 936	$ 936	$ 936
893	**Total Administrative & General Maintenance Expenses**			**$ 10,887,780**	**$ 1,457,497**	**$ 1,457,497**	**$ 1,457,497**	**$ 1,457,497**	**$ 1,457,497**
894									
895	**Total Administrative & General Expenses**			**$ 43,116,617**	**$ 3,519,886**	**$ 3,519,886**	**$ 3,519,886**	**$ 3,519,886**	**$ 3,519,886**
896									
897	**Total Operations and Maintenance Expenses**			**$ 85,549,541**	**$ 8,542,913**	**$ 8,542,913**	**$ 8,542,913**	**$ 8,542,913**	**$ 8,542,913**

NMGC Exhibit ECB-5
Page 394 of 596

Sponsored by NMGC Witness Erik C. Buchanan

630 Schedule H-1.2 BaseLink 1 2

NEW MEXICO GAS COMPANY, INC.

Operations and Maintenance Summary
Base Period - 12 Months Ending March 31, 2023
Future Test Year - 12 Months Ending September 30, 2025

	A	B	C	AB	AC	AD	AE	AF	AG
3	Description	Account Name	FERC Acct	9/30/2023	10/31/2023	11/30/2023	12/31/2023	1/31/2024	2/29/2024
860	A_6100100-Contractor Services	General Advertising/Misc. General Expenses	930.2	$ 3,446	$ 3,446	$ 3,446	$ 3,446	$ 3,446	$ 3,446
861	A_6100150-Printing	General Advertising/Misc. General Expenses	930.2	$ 604	$ 604	$ 604	$ 604	$ 604	$ 604
862	A_6100190-Software Maintenance	General Advertising/Misc. General Expenses	930.2	$ 292,271	$ 292,271	$ 292,271	$ 292,271	$ 292,271	$ 292,271
863	A_6108999-OutSvc Exp Reclass	General Advertising/Misc. General Expenses	930.2	$ 3,118	$ 3,118	$ 3,118	$ 3,118	$ 3,118	$ 3,118
864	A_6400010-M&S FurnOffEquip	General Advertising/Misc. General Expenses	930.2	$ 1,646	$ 1,646	$ 1,646	$ 1,646	$ 1,646	$ 1,646
865	A_6400020-M&S Gen Office	General Advertising/Misc. General Expenses	930.2	$ 273	$ 273	$ 273	$ 273	$ 273	$ 273
866	A_6400100-M&S OS Purchases	General Advertising/Misc. General Expenses	930.2	$ 484	$ 484	$ 484	$ 484	$ 484	$ 484
867	A_6700510-Ins-Longshore Comp	General Advertising/Misc. General Expenses	930.2	$ 6	$ 6	$ 6	$ 6	$ 6	$ 6
868	A_6720800-LTLease--Other	General Advertising/Misc. General Expenses	930.2	$ 85	$ 85	$ 85	$ 85	$ 85	$ 85
869	A_6730030-Utilities-Telecom	General Advertising/Misc. General Expenses	930.2	$ 181,167	$ 181,167	$ 181,167	$ 181,167	$ 181,167	$ 181,167
870	A_6790030-Director's Expenses	General Advertising/Misc. General Expenses	930.2	$ 26,708	$ 26,708	$ 26,708	$ 26,708	$ 26,708	$ 26,708
871	A_6790050-Defd Compensation	General Advertising/Misc. General Expenses	930.2	$ 11,458	$ 11,458	$ 11,458	$ 11,458	$ 11,458	$ 11,458
872	A_6790101-Fees-Bank	General Advertising/Misc. General Expenses	930.2	$ 21,136	$ 21,136	$ 21,136	$ 21,136	$ 21,136	$ 21,136
873	A_6790103-Fees-Registration	General Advertising/Misc. General Expenses	930.2	$ 84	$ 84	$ 84	$ 84	$ 84	$ 84
874	A_6790199-Fees-Miscellaneous	General Advertising/Misc. General Expenses	930.2	$ 0	$ 0	$ 0	$ 0	$ 0	$ 0
875	A_6790210-Permitting	General Advertising/Misc. General Expenses	930.2	$ 142	$ 142	$ 142	$ 142	$ 142	$ 142
876	A_6790230-Postage Ship Courier	General Advertising/Misc. General Expenses	930.2	$ 3,204	$ 3,204	$ 3,204	$ 3,204	$ 3,204	$ 3,204
877	A_6790321-Stores Allocation	General Advertising/Misc. General Expenses	930.2	$ 43	$ 43	$ 43	$ 43	$ 43	$ 43
878	A_6790322-Small Tools Alloc	General Advertising/Misc. General Expenses	930.2	$ 12	$ 12	$ 12	$ 12	$ 12	$ 12
879	A_6790704-IC Corp Services	General Advertising/Misc. General Expenses	930.2	$ 82,596	$ 82,596	$ 82,596	$ 82,596	$ 82,596	$ 82,596
880	A_6790709-IC Asset Usage Fee	General Advertising/Misc. General Expenses	930.2	$ 101,839	$ 101,839	$ 101,839	$ 101,839	$ 101,839	$ 101,839
881	A_6790800-Other Oper-Misc	General Advertising/Misc. General Expenses	930.2	$ 7,361	$ 7,361	$ 7,361	$ 7,361	$ 7,361	$ 7,361
882	A_6798999-1001/6798999	General Advertising/Misc. General Expenses	930.2	$ (0)	$ (0)	$ (0)	$ (0)	$ (0)	$ (0)
883	A_8900170-FICO Recon TOTI	General Advertising/Misc. General Expenses	930.2	$ -	$ -	$ -	$ -	$ -	$ -
884	A_8903001-FICO Rec Enrg Alloc	General Advertising/Misc. General Expenses	930.2	$ 196,216	$ 196,216	$ 196,216	$ 196,216	$ 196,216	$ 196,216
885	A_8903002-FICO Rec IT Alloc	General Advertising/Misc. General Expenses	930.2	$ 389,171	$ 389,171	$ 389,171	$ 389,171	$ 389,171	$ 389,171
886	A_8903003-FICO Rec Telec Alloc	General Advertising/Misc. General Expenses	930.2	$ 8,582	$ 8,582	$ 8,582	$ 8,582	$ 8,582	$ 8,582
887	A_8903005-FICO Rec HR Alloc	General Advertising/Misc. General Expenses	930.2	$ 36,639	$ 36,639	$ 36,639	$ 36,639	$ 36,639	$ 36,639
888	A_8903007-FICO Rec Proc Alloc	General Advertising/Misc. General Expenses	930.2	$ 3,589	$ 3,589	$ 3,589	$ 3,589	$ 3,589	$ 3,589
889	A_8903008-FICO Rec HR ER Alloc	General Advertising/Misc. General Expenses	930.2	$ 3,831	$ 3,831	$ 3,831	$ 3,831	$ 3,831	$ 3,831
890	A_8903009-FICO Rec EM Alloc	General Advertising/Misc. General Expenses	930.2	$ 7,333	$ 7,333	$ 7,333	$ 7,333	$ 7,333	$ 7,333
891	A_8903011-FICO Rec AP Alloc	General Advertising/Misc. General Expenses	930.2	$ 12,963	$ 12,963	$ 12,963	$ 12,963	$ 12,963	$ 12,963
892	A_8903012-FICO Rec Claim Alloc	General Advertising/Misc. General Expenses	930.2	$ 936	$ 936	$ 936	$ 936	$ 936	$ 936
893	**Total Administrative & General Maintenance Expenses**			**$ 1,457,497**	**$ 1,457,497**	**$ 1,457,497**	**$ 1,457,497**	**$ 1,457,497**	**$ 1,457,497**
894									
895	**Total Administrative & General Expenses**			**$ 3,519,886**	**$ 3,519,886**	**$ 3,519,886**	**$ 3,519,886**	**$ 3,519,886**	**$ 3,519,886**
896									
897	**Total Operations and Maintenance Expenses**			**$ 8,542,913**	**$ 8,542,913**	**$ 8,542,913**	**$ 8,542,913**	**$ 8,542,913**	**$ 8,542,913**

NMGC Exhibit ECB-5
Page 395 of 596

NEW MEXICO GAS COMPANY, INC.

Operations and Maintenance Summary
Base Period - 12 Months Ending March 31, 2023
Future Test Year - 12 Months Ending September 30, 2025

	A	B	C	AH	AI	AJ	AK	AL	AM
3	Description	Account Name	FERC Acct	3/31/2024	Linkage 1 Ending 3/31/2024	Escalated Linkage 2 - Results of Pure Escalation of 1.62%	Total Linkage 2 Period Separately Forecasted Items	4/1/2024	5/1/2024
860	A_6100100-Contractor Services	General Advertising/Misc. General Expenses	930.2	$ 3,446	$ 41,356	$ 42,028	$ -	$ 3,558	$ 3,558
861	A_6100150-Printing	General Advertising/Misc. General Expenses	930.2	$ 604	$ 7,253	$ 7,371	$ -	$ 624	$ 624
862	A_6100190-Software Maintenance	General Advertising/Misc. General Expenses	930.2	$ 292,271	$ 3,507,248	$ 3,564,172	$ -	$ 301,758	$ 301,758
863	A_6108999-OutSvc Exp Reclass	General Advertising/Misc. General Expenses	930.2	$ 3,118	$ 37,412	$ 38,019	$ -	$ 3,219	$ 3,219
864	A_6400010-M&S FurnOffEquip	General Advertising/Misc. General Expenses	930.2	$ 1,646	$ 19,750	$ 20,071	$ -	$ 1,699	$ 1,699
865	A_6400020-M&S Gen Office	General Advertising/Misc. General Expenses	930.2	$ 273	$ 3,271	$ 3,324	$ -	$ 281	$ 281
866	A_6400100-M&S OS Purchases	General Advertising/Misc. General Expenses	930.2	$ 484	$ 5,810	$ 5,904	$ -	$ 500	$ 500
867	A_6700510-Ins-Longshore Comp	General Advertising/Misc. General Expenses	930.2	$ 6	$ 68	$ 69	$ -	$ 6	$ 6
868	A_6720800-LTLease--Other	General Advertising/Misc. General Expenses	930.2	$ 85	$ 1,022	$ 1,039	$ -	$ 88	$ 88
869	A_6730030-Utilities-Telecom	General Advertising/Misc. General Expenses	930.2	$ 181,167	$ 2,174,008	$ 2,209,293	$ -	$ 187,048	$ 187,048
870	A_6790030-Director's Expenses	General Advertising/Misc. General Expenses	930.2	$ 26,708	$ 320,500	$ -	$ 320,500	$ 26,708	$ 26,708
871	A_6790050-Defd Compensation	General Advertising/Misc. General Expenses	930.2	$ 11,458	$ 137,500	$ -	$ 137,500	$ 11,458	$ 11,458
872	A_6790101-Fees-Bank	General Advertising/Misc. General Expenses	930.2	$ 21,136	$ 253,632	$ -	$ 253,632	$ 21,136	$ 21,136
873	A_6790103-Fees-Registration	General Advertising/Misc. General Expenses	930.2	$ 84	$ 1,008	$ 1,025	$ -	$ 87	$ 87
874	A_6790199-Fees-Miscellaneous	General Advertising/Misc. General Expenses	930.2	$ 0	$ 0	$ 0	$ -	$ 0	$ 0
875	A_6790210-Permitting	General Advertising/Misc. General Expenses	930.2	$ 142	$ 1,707	$ 1,734	$ -	$ 147	$ 147
876	A_6790230-Postage Ship Courier	General Advertising/Misc. General Expenses	930.2	$ 3,204	$ 38,443	$ 39,067	$ -	$ 3,308	$ 3,308
877	A_6790321-Stores Allocation	General Advertising/Misc. General Expenses	930.2	$ 43	$ 520	$ 528	$ -	$ 45	$ 45
878	A_6790322-Small Tools Alloc	General Advertising/Misc. General Expenses	930.2	$ 12	$ 148	$ 150	$ -	$ 13	$ 13
879	A_6790704-IC Corp Services	General Advertising/Misc. General Expenses	930.2	$ 82,596	$ 991,158	$ -	$ 1,114,019	$ 103,073	$ 103,073
880	A_6790709-IC Asset Usage Fee	General Advertising/Misc. General Expenses	930.2	$ 101,839	$ 1,222,070	$ -	$ 1,659,550	$ 174,753	$ 174,753
881	A_6790800-Other Oper-Misc	General Advertising/Misc. General Expenses	930.2	$ 7,361	$ 88,333	$ 89,766	$ -	$ 7,600	$ 7,600
882	A_6798999-1001/6798999	General Advertising/Misc. General Expenses	930.2	$ (0)	$ (0)	$ (0)	$ -	$ (0)	$ (0)
883	A_8900170-FICO Recon TOTI	General Advertising/Misc. General Expenses	930.2	$ -	$ -	$ -	$ -	$ -	$ -
884	A_8903001-FICO Rec Enrg Alloc	General Advertising/Misc. General Expenses	930.2	$ 196,216	$ 2,354,593	$ -	$ 2,177,451	$ 166,692	$ 166,692
885	A_8903002-FICO Rec IT Alloc	General Advertising/Misc. General Expenses	930.2	$ 389,171	$ 4,670,058	$ -	$ 4,616,573	$ 380,257	$ 380,257
886	A_8903003-FICO Rec Telec Alloc	General Advertising/Misc. General Expenses	930.2	$ 8,582	$ 102,984	$ -	$ 308,952	$ 42,910	$ 42,910
887	A_8903005-FICO Rec HR Alloc	General Advertising/Misc. General Expenses	930.2	$ 36,639	$ 439,664	$ -	$ 369,350	$ 24,920	$ 24,920
888	A_8903007-FICO Rec Proc Alloc	General Advertising/Misc. General Expenses	930.2	$ 3,589	$ 43,072	$ -	$ 47,028	$ 4,249	$ 4,249
889	A_8903008-FICO Rec HR ER Alloc	General Advertising/Misc. General Expenses	930.2	$ 3,831	$ 45,978	$ -	$ 78,253	$ 9,211	$ 9,211
890	A_8903009-FICO Rec EM Alloc	General Advertising/Misc. General Expenses	930.2	$ 7,333	$ 87,996	$ -	$ 39,332	$ (778)	$ (778)
891	A_8903011-FICO Rec AP Alloc	General Advertising/Misc. General Expenses	930.2	$ 12,963	$ 155,551	$ -	$ 169,418	$ 15,274	$ 15,274
892	A_8903012-FICO Rec Claim Alloc	General Advertising/Misc. General Expenses	930.2	$ 936	$ 11,232	$ -	$ 11,100	$ 914	$ 914
893	**Total Administrative & General Maintenance Expenses**			**$ 1,457,497**	**$ 17,489,963**	**$ 6,709,338**	**$ 11,355,341**	**$ 1,553,283**	**$ 1,553,283**
894									
895	**Total Administrative & General Expenses**			**$ 3,519,886**	**$ 42,238,636**	**$ (892,231)**	**$ 44,670,327**	**$ 3,776,463**	**$ 3,776,463**
896									
897	**Total Operations and Maintenance Expenses**			**$ 8,542,913**	**$ 102,514,954**	**$ 17,240,766**	**$ 87,422,343**	**$ 8,900,939**	**$ 8,900,939**

NMGC Exhibit ECB-5
Page 396 of 596

NEW MEXICO GAS COMPANY, INC.

Operations and Maintenance Summary
Base Period - 12 Months Ending March 31, 2023
Future Test Year - 12 Months Ending September 30, 2025

	A	B	C	AN	AO	AP	AQ	AR
3	Description	Account Name	FERC Acct	6/1/2024	7/1/2024	8/1/2024	9/1/2024	Linkage 2 Ending 9/30/2024
860	A_6100100-Contractor Services	General Advertising/Misc. General Expenses	930.2	$ 3,558	$ 3,558	$ 3,558	$ 3,558	$ 42,028
861	A_6100150-Printing	General Advertising/Misc. General Expenses	930.2	$ 624	$ 624	$ 624	$ 624	$ 7,371
862	A_6100190-Software Maintenance	General Advertising/Misc. General Expenses	930.2	$ 301,758	$ 301,758	$ 301,758	$ 301,758	$ 3,564,172
863	A_6108999-OutSvc Exp Reclass	General Advertising/Misc. General Expenses	930.2	$ 3,219	$ 3,219	$ 3,219	$ 3,219	$ 38,019
864	A_6400010-M&S FurnOffEquip	General Advertising/Misc. General Expenses	930.2	$ 1,699	$ 1,699	$ 1,699	$ 1,699	$ 20,071
865	A_6400020-M&S Gen Office	General Advertising/Misc. General Expenses	930.2	$ 281	$ 281	$ 281	$ 281	$ 3,324
866	A_6400100-M&S OS Purchases	General Advertising/Misc. General Expenses	930.2	$ 500	$ 500	$ 500	$ 500	$ 5,904
867	A_6700510-Ins-Longshore Comp	General Advertising/Misc. General Expenses	930.2	$ 6	$ 6	$ 6	$ 6	$ 69
868	A_6720800-LTLease--Other	General Advertising/Misc. General Expenses	930.2	$ 88	$ 88	$ 88	$ 88	$ 1,039
869	A_6730030-Utilities-Telecom	General Advertising/Misc. General Expenses	930.2	$ 187,048	$ 187,048	$ 187,048	$ 187,048	$ 2,209,293
870	A_6790030-Director's Expenses	General Advertising/Misc. General Expenses	930.2	$ 26,708	$ 26,708	$ 26,708	$ 26,708	$ 320,500
871	A_6790050-Defd Compensation	General Advertising/Misc. General Expenses	930.2	$ 11,458	$ 11,458	$ 11,458	$ 11,458	$ 137,500
872	A_6790101-Fees-Bank	General Advertising/Misc. General Expenses	930.2	$ 21,136	$ 21,136	$ 21,136	$ 21,136	$ 253,632
873	A_6790103-Fees-Registration	General Advertising/Misc. General Expenses	930.2	$ 87	$ 87	$ 87	$ 87	$ 1,025
874	A_6790199-Fees-Miscellaneous	General Advertising/Misc. General Expenses	930.2	$ 0	$ 0	$ 0	$ 0	$ 0
875	A_6790210-Permitting	General Advertising/Misc. General Expenses	930.2	$ 147	$ 147	$ 147	$ 147	$ 1,734
876	A_6790230-Postage Ship Courier	General Advertising/Misc. General Expenses	930.2	$ 3,308	$ 3,308	$ 3,308	$ 3,308	$ 39,067
877	A_6790321-Stores Allocation	General Advertising/Misc. General Expenses	930.2	$ 45	$ 45	$ 45	$ 45	$ 528
878	A_6790322-Small Tools Alloc	General Advertising/Misc. General Expenses	930.2	$ 13	$ 13	$ 13	$ 13	$ 150
879	A_6790704-IC Corp Services	General Advertising/Misc. General Expenses	930.2	$ 103,073	$ 103,073	$ 103,073	$ 103,073	$ 1,114,019
880	A_6790709-IC Asset Usage Fee	General Advertising/Misc. General Expenses	930.2	$ 174,753	$ 174,753	$ 174,753	$ 174,753	$ 1,659,550
881	A_6790800-Other Oper-Misc	General Advertising/Misc. General Expenses	930.2	$ 7,600	$ 7,600	$ 7,600	$ 7,600	$ 89,766
882	A_6798999-1001/6798999	General Advertising/Misc. General Expenses	930.2	$ (0)	$ (0)	$ (0)	$ (0)	$ (0)
883	A_8900170-FICO Recon TOTI	General Advertising/Misc. General Expenses	930.2	$ -	$ -	$ -	$ -	$ -
884	A_8903001-FICO Rec Enrg Alloc	General Advertising/Misc. General Expenses	930.2	$ 166,692	$ 166,692	$ 166,692	$ 166,692	$ 2,177,451
885	A_8903002-FICO Rec IT Alloc	General Advertising/Misc. General Expenses	930.2	$ 380,257	$ 380,257	$ 380,257	$ 380,257	$ 4,616,573
886	A_8903003-FICO Rec Telec Alloc	General Advertising/Misc. General Expenses	930.2	$ 42,910	$ 42,910	$ 42,910	$ 42,910	$ 308,952
887	A_8903005-FICO Rec HR Alloc	General Advertising/Misc. General Expenses	930.2	$ 24,920	$ 24,920	$ 24,920	$ 24,920	$ 369,350
888	A_8903007-FICO Rec Proc Alloc	General Advertising/Misc. General Expenses	930.2	$ 4,249	$ 4,249	$ 4,249	$ 4,249	$ 47,028
889	A_8903008-FICO Rec HR ER Alloc	General Advertising/Misc. General Expenses	930.2	$ 9,211	$ 9,211	$ 9,211	$ 9,211	$ 78,253
890	A_8903009-FICO Rec EM Alloc	General Advertising/Misc. General Expenses	930.2	$ (778)	$ (778)	$ (778)	$ (778)	$ 39,332
891	A_8903011-FICO Rec AP Alloc	General Advertising/Misc. General Expenses	930.2	$ 15,274	$ 15,274	$ 15,274	$ 15,274	$ 169,418
892	A_8903012-FICO Rec Claim Alloc	General Advertising/Misc. General Expenses	930.2	$ 914	$ 914	$ 914	$ 914	$ 11,100
893	**Total Administrative & General Maintenance Expenses**			**$ 1,553,283**	**$ 1,553,283**	**$ 1,553,283**	**$ 1,553,283**	**$ 18,064,679**
894								
895	**Total Administrative & General Expenses**			**$ 3,776,463**	**$ 3,776,463**	**$ 3,776,463**	**$ 3,776,463**	**$ 43,778,096**
896								
897	**Total Operations and Maintenance Expenses**			**$ 8,900,939**	**$ 8,900,939**	**$ 8,900,939**	**$ 8,900,939**	**$ 104,663,109**

NMGC Exhibit ECB-5
Page 397 of 596

NEW MEXICO GAS COMPANY, INC.

Operations and Maintenance Summary
Base Period - 12 Months Ending March 31, 2023
Future Test Year - 12 Months Ending September 30, 2025

	A	B	C	D	E	F	G	H	I
3	Description	Account Name	FERC Acct	4/30/2022	5/31/2022	6/30/2022	7/31/2022	8/31/2022	9/30/2022
4									
5	**Other Gas Supply Operations:**								
6	A_6300100-Cost of Natural Gas	Natural Gas Gasoline Plant Outlet Purchases	802	$ 8,303,045	$ 5,819,987	$ 7,933,536	$ 7,269,494	$ 4,822,188	$ 6,975,895
7	A_6300100-Cost of Natural Gas	Natural Gas Transmission Line Purchases	803	$ 7,156,159	$ 6,650,139	$ 3,778,981	$ 1,760,823	$ 6,712,415	$ 2,336,958
8	A_6100080-Consultants-Other	Natural Gas Transmission Line Purchases	803	$ -	$ -	$ 330,932	$ (330,932)	$ -	$ -
9	A_6100190-Software Maintenance	Natural Gas Transmission Line Purchases	803	$ 2,101	$ -	$ (2,101)	$ -	$ -	$ -
10	A_6790230-Postage Ship Courier	Natural Gas Transmission Line Purchases	803	$ -	$ -	$ -	$ -	$ -	$ -
11	A_6300100-Cost of Natural Gas	Natural Gas City Gate Purchases	804	$ 153,389	$ 125,975	$ 147,190	$ 922,697	$ 379,475	$ 477,239
12	A_6400100-M&S OS Purchases	Natural Gas City Gate Purchases	804	$ -	$ -	$ -	$ -	$ -	$ -
13	A_6790321-Stores Allocation	Natural Gas City Gate Purchases	804	$ -	$ -	$ -	$ -	$ -	$ -
14	A_6790322-Small Tools Alloc	Natural Gas City Gate Purchases	804	$ -	$ -	$ -	$ -	$ -	$ -
15	A_6300000-1001/S6300000	Other Gas Purchases	805.1	$ 1,070,074	$ 5,730,355	$ 5,823,364	$ 3,230,326	$ 3,004,508	$ 6,422,948
16	A_6300100-Cost of Natural Gas	Exchange Gas	806	$ (3,692)	$ (276,764)	$ (50,399)	$ (165,342)	$ 167,357	$ (35,035)
17	A_6300100-Cost of Natural Gas	Gas Withdrawn From Storage - Debit	808.1	$ (0)	$ -	$ -	$ -	$ -	$ -
18	A_6300100-Cost of Natural Gas	Gas Delivered to Storage - Credit	808.2	$ (1,162,335)	$ (638,795)	$ (1,029,371)	$ (309,139)	$ 526	$ (258,154)
19	A_6300100-Cost of Natural Gas	Gas Used for Compressor Station Fuel	810	$ (253,279)	$ (77,506)	$ (61,216)	$ (63,838)	$ (67,973)	$ (81,272)
20	A_6790800-Other Oper-Misc	Gas Used For Other Utility Operations	812	$ (5,552)	$ -	$ (1,239)	$ -	$ (307)	$ -
21	A_6010110-Labor Exempt ST	Other Gas Supply Expenses	813	$ 51,286	$ 67,118	$ 74,389	$ 58,374	$ 56,210	$ 49,926
22	A_6010130-Labor Exempt NonProd	Other Gas Supply Expenses	813	$ 8,251	$ 2,302	$ 8,222	$ 10,169	$ 9,543	$ 14,021
23	A_6010910-Labor OffCycle Bonus	Other Gas Supply Expenses	813	$ -	$ -	$ -	$ -	$ -	$ -
24	A_6010990-Labor Seconded Employees	Other Gas Supply Expenses	813	$ 4,527	$ -	$ -	$ -	$ -	$ -
25	A_6030010-EE ProfDue Subs Fees	Other Gas Supply Expenses	813	$ 410	$ 7,533	$ 3,146	$ 3,141	$ 2,400	$ 3,141
26	A_6030040-EE Meals 50% Deduct	Other Gas Supply Expenses	813	$ -	$ 67	$ (0)	$ 0	$ 29	$ 55
27	A_6030070-EE Training	Other Gas Supply Expenses	813	$ -	$ 420	$ -	$ -	$ -	$ 15
28	A_6030080-EE Travel Lodging	Other Gas Supply Expenses	813	$ 123	$ 21	$ -	$ 492	$ 1,488	$ -
29	A_6030091-EE Apprec and Gifts	Other Gas Supply Expenses	813	$ -	$ 1	$ -	$ -	$ 2	$ -
30	A_6030800-EE Miscellaneous	Other Gas Supply Expenses	813	$ -	$ 0	$ 2	$ 1	$ (2)	$ -
31	A_6100070-Consultants-Mgmt	Other Gas Supply Expenses	813	$ 4	$ -	$ -	$ -	$ -	$ -
32	A_6100080-Consultants-Other	Other Gas Supply Expenses	813	$ 1,978	$ 1,978	$ 333	$ 333	$ 333	$ 333
33	A_6400010-M&S FurnOffEquip	Other Gas Supply Expenses	813	$ -	$ -	$ -	$ -	$ -	$ -
34	A_6400020-M&S Gen Office	Other Gas Supply Expenses	813	$ -	$ 121	$ -	$ -	$ -	$ -
35	A_6790800-Other Oper-Misc	Other Gas Supply Expenses	813	$ 16,588	$ 16,588	$ 16,588	$ 16,588	$ 16,588	$ 17,967
36	A_6300100-Cost of Natural Gas	Rents	826	$ 450,333	$ 450,333	$ 450,333	$ 450,333	$ 378,000	$ 378,000
37	**Total Fuel Related Expenses**			**$ 15,793,411**	**$ 17,879,874**	**$ 17,422,691**	**$ 12,853,519**	**$ 15,482,780**	**$ 16,302,039**
38									
39	**Transmission Expenses - Operation:**								
40	A_6010110-Labor Exempt ST	Operation Supervision and Engineering	850	$ 25,055	$ 25,889	$ 23,769	$ 21,451	$ 27,876	$ 22,484
41	A_6010130-Labor Exempt NonProd	Operation Supervision and Engineering	850	$ 6,200	$ 5,216	$ 5,600	$ 6,284	$ 4,323	$ 8,166
42	A_6010210-Labor NonExm ST	Operation Supervision and Engineering	850	$ 6,975	$ 10,109	$ 9,339	$ 9,122	$ 13,827	$ 6,968
43	A_6010220-Labor NonExm OT	Operation Supervision and Engineering	850	$ 1,588	$ 2,399	$ 2,412	$ 2,357	$ 3,717	$ 1,762
44	A_6010230-Labor NonExm NonProd	Operation Supervision and Engineering	850	$ 1,558	$ 934	$ 2,150	$ 1,875	$ 1,571	$ 1,714
45	A_6010910-Labor OffCycle Bonus	Operation Supervision and Engineering	850	$ 1	$ -	$ -	$ 3	$ -	$ -
46	A_6030010-EE ProfDue Subs Fees	Operation Supervision and Engineering	850	$ 825	$ -	$ -	$ -	$ -	$ -
47	A_6030040-EE Meals 50% Deduct	Operation Supervision and Engineering	850	$ 293	$ 182	$ 18	$ 57	$ 1,036	$ 1,013
48	A_6030060-EE Shoes Uniforms	Operation Supervision and Engineering	850	$ 0	$ 44	$ 18	$ 57	$ 39	$ -
49	A_6030070-EE Training	Operation Supervision and Engineering	850	$ 79	$ 333	$ 1,157	$ -	$ -	$ 9
50	A_6030080-EE Travel Lodging	Operation Supervision and Engineering	850	$ 4,744	$ 578	$ 492	$ 122	$ 177	$ 1,551
51	A_6030091-EE Apprec and Gifts	Operation Supervision and Engineering	850	$ -	$ 0	$ -	$ -	$ 1	$ -
52	A_6030800-EE Miscellaneous	Operation Supervision and Engineering	850	$ 3,164	$ 3,121	$ 14	$ 2,998	$ (1)	$ 616

NMGC Exhibit ECB-5
Page 398 of 596

NEW MEXICO GAS COMPANY, INC.

Operations and Maintenance Summary
Base Period - 12 Months Ending March 31, 2023
Future Test Year - 12 Months Ending September 30, 2025

	A	B	C	J	K	L	M	N	O
3	Description	Account Name	FERC Acct	10/31/2022	11/30/2022	12/31/2022	1/31/2023	2/28/2023	3/31/2023
4									
5	**Other Gas Supply Operations:**								
6	A_6300100-Cost of Natural Gas	Natural Gas Gasoline Plant Outlet Purchases	802	$ 5,706,958	$ 4,888,530	$ 10,834,383	$ 31,861,546	$ 106,679,918	$ 25,784,800
7	A_6300100-Cost of Natural Gas	Natural Gas Transmission Line Purchases	803	$ 9,574,572	$ 36,802,924	$ 62,494,711	$ 37,658,113	$ (52,580,997)	$ (8,311,575)
8	A_6100080-Consultants-Other	Natural Gas Transmission Line Purchases	803	$ -	$ -	$ -	$ 189,698	$ (35,999)	$ 153,860
9	A_6100190-Software Maintenance	Natural Gas Transmission Line Purchases	803	$ -	$ -	$ -	$ -	$ -	$ -
10	A_6790230-Postage Ship Courier	Natural Gas Transmission Line Purchases	803	$ -	$ -	$ -	$ -	$ -	$ 64
11	A_6300100-Cost of Natural Gas	Natural Gas City Gate Purchases	804	$ 431,141	$ 189,654	$ 147,652	$ 221,996	$ 202,347	$ 100,114
12	A_6400100-M&S OS Purchases	Natural Gas City Gate Purchases	804	$ 16	$ -	$ -	$ -	$ -	$ -
13	A_6790321-Stores Allocation	Natural Gas City Gate Purchases	804	$ 1	$ -	$ -	$ -	$ -	$ -
14	A_6790322-Small Tools Alloc	Natural Gas City Gate Purchases	804	$ 1	$ -	$ -	$ -	$ -	$ -
15	A_6300000-1001/S6300000	Other Gas Purchases	805.1	$ 9,665,209	$ (5,625,005)	$ 15,585,689	$ 30,445,259	$ (370,205)	$ (11,415,496)
16	A_6300100-Cost of Natural Gas	Exchange Gas	806	$ (49,306)	$ (129,954)	$ (3,079,902)	$ 2,492,107	$ 79,859	$ 544,923
17	A_6300100-Cost of Natural Gas	Gas Withdrawn From Storage - Debit	808.1	$ -	$ -	$ 1,531,860	$ 2,035,129	$ 2,296,899	$ 1,908,278
18	A_6300100-Cost of Natural Gas	Gas Delivered to Storage - Credit	808.2	$ (561,275)	$ (308,576)	$ (1,740,446)	$ (682,821)	$ (223,908)	$ (543,038)
19	A_6300100-Cost of Natural Gas	Gas Used for Compressor Station Fuel	810	$ (69,268)	$ (19,840)	$ (101,241)	$ (165,836)	$ (342,549)	$ (121,715)
20	A_6790800-Other Oper-Misc	Gas Used For Other Utility Operations	812	$ (6,134)	$ -	$ (5,714)	$ -	$ -	$ -
21	A_6010110-Labor Exempt ST	Other Gas Supply Expenses	813	$ 68,506	$ 53,019	$ 69,568	$ 79,287	$ 85,459	$ 97,358
22	A_6010130-Labor Exempt NonProd	Other Gas Supply Expenses	813	$ 4,069	$ 11,435	$ 14,534	$ 13,555	$ 97	$ 1,168
23	A_6010910-Labor OffCycle Bonus	Other Gas Supply Expenses	813	$ -	$ -	$ 91,695	$ 2,358	$ -	$ -
24	A_6010990-Labor Seconded Employees	Other Gas Supply Expenses	813	$ -	$ -	$ -	$ -	$ -	$ -
25	A_6030010-EE ProfDue Subs Fees	Other Gas Supply Expenses	813	$ 3,229	$ 3,846	$ 4,734	$ 4,273	$ 3,013	$ 16,378
26	A_6030040-EE Meals 50% Deduct	Other Gas Supply Expenses	813	$ 31	$ 33	$ 30	$ 110	$ -	$ 756
27	A_6030070-EE Training	Other Gas Supply Expenses	813	$ 297	$ 37	$ 156	$ 891	$ (149)	$ -
28	A_6030080-EE Travel Lodging	Other Gas Supply Expenses	813	$ 1,580	$ -	$ -	$ -	$ 509	$ 2,792
29	A_6030091-EE Apprec and Gifts	Other Gas Supply Expenses	813	$ -	$ -	$ 509	$ -	$ -	$ -
30	A_6030800-EE Miscellaneous	Other Gas Supply Expenses	813	$ 1,333	$ -	$ -	$ -	$ -	$ 67
31	A_6100070-Consultants-Mgmt	Other Gas Supply Expenses	813	$ -	$ 256	$ 240	$ -	$ -	$ -
32	A_6100080-Consultants-Other	Other Gas Supply Expenses	813	$ 2,074	$ 2,235	$ 2,074	$ 2,089	$ 2,090	$ 1,927
33	A_6400010-M&S FurnOffEquip	Other Gas Supply Expenses	813	$ -	$ -	$ 162	$ 585	$ -	$ -
34	A_6400020-M&S Gen Office	Other Gas Supply Expenses	813	$ 192	$ -	$ -	$ -	$ -	$ -
35	A_6790800-Other Oper-Misc	Other Gas Supply Expenses	813	$ 15,209	$ 17,967	$ 15,209	$ 17,503	$ 17,503	$ 16,217
36	A_6300100-Cost of Natural Gas	Rents	826	$ 378,000	$ 378,000	$ 378,000	$ 378,000	$ 378,000	$ 378,000
37	**Total Fuel Related Expenses**			**$ 25,166,434**	**$ 36,264,561**	**$ 86,243,904**	**$ 104,553,842**	**$ 56,191,886**	**$ 8,614,878**
38									
39	**Transmission Expenses - Operation:**								
40	A_6010110-Labor Exempt ST	Operation Supervision and Engineering	850	$ 21,767	$ 21,505	$ 17,250	$ 20,724	$ 22,506	$ 26,956
41	A_6010130-Labor Exempt NonProd	Operation Supervision and Engineering	850	$ 3,039	$ 4,269	$ 8,217	$ 6,129	$ 753	$ 638
42	A_6010210-Labor NonExm ST	Operation Supervision and Engineering	850	$ 8,390	$ 8,921	$ 6,748	$ 9,204	$ 9,495	$ 10,122
43	A_6010220-Labor NonExm OT	Operation Supervision and Engineering	850	$ 2,929	$ 3,231	$ 2,166	$ 2,981	$ 2,775	$ 2,389
44	A_6010230-Labor NonExm NonProd	Operation Supervision and Engineering	850	$ 1,072	$ 986	$ 3,863	$ 2,699	$ 793	$ 1,234
45	A_6010910-Labor OffCycle Bonus	Operation Supervision and Engineering	850	$ 3	$ -	$ -	$ 606	$ -	$ -
46	A_6030010-EE ProfDue Subs Fees	Operation Supervision and Engineering	850	$ 3	$ -	$ 1,075	$ -	$ 150	$ 100
47	A_6030040-EE Meals 50% Deduct	Operation Supervision and Engineering	850	$ 3	$ 390	$ 173	$ 55	$ 576	$ -
48	A_6030060-EE Shoes Uniforms	Operation Supervision and Engineering	850	$ -	$ 154	$ 32	$ 1,682	$ 58	$ 22
49	A_6030070-EE Training	Operation Supervision and Engineering	850	$ 151	$ 99	$ 1,816	$ 3,685	$ (61)	$ -
50	A_6030080-EE Travel Lodging	Operation Supervision and Engineering	850	$ -	$ 2,835	$ 309	$ 2,610	$ 897	$ -
51	A_6030091-EE Apprec and Gifts	Operation Supervision and Engineering	850	$ -	$ -	$ -	$ -	$ -	$ -
52	A_6030800-EE Miscellaneous	Operation Supervision and Engineering	850	$ 2,378	$ 6,123	$ 2,784	$ 1,350	$ 863	$ 780

NMGC Exhibit ECB-5
Page 399 of 596

Sponsored by NMGC Witness Erik C. Buchanan

630 Schedule H-1.3 Test Period

NEW MEXICO GAS COMPANY, INC.

Operations and Maintenance Summary
Base Period - 12 Months Ending March 31, 2023
Future Test Year - 12 Months Ending September 30, 2025

	A	B	C	P	Q	R	S	T	U
3	Description	Account Name	FERC Acct	Total Company Unadjusted Base Period Ending 3/31/2023	Base Period Adjustments	Adjusted Base Period	Removal of Separately Forecasted Items (To be added back Later)	Remaining Base Period O&M to be Escalated	Escalated Linkage 1 - Results of Pure Escalation of 3.93%
4									
5	**Other Gas Supply Operations:**								
6	A_6300100-Cost of Natural Gas	Natural Gas Gasoline Plant Outlet Purchases	802	$ 226,880,279	$ (226,880,279)	$ -	$ -	$ -	$ -
7	A_6300100-Cost of Natural Gas	Natural Gas Transmission Line Purchases	803	$ 114,033,223	$ (114,033,223)	$ -	$ -	$ -	$ -
8	A_6100080-Consultants-Other	Natural Gas Transmission Line Purchases	803	$ 307,558	$ (307,558)	$ -	$ -	$ -	$ -
9	A_6100190-Software Maintenance	Natural Gas Transmission Line Purchases	803	$ -	$ -	$ -	$ -	$ -	$ -
10	A_6790230-Postage Ship Courier	Natural Gas Transmission Line Purchases	803	$ 64	$ (64)	$ -	$ -	$ -	$ -
11	A_6300100-Cost of Natural Gas	Natural Gas City Gate Purchases	804	$ 3,498,867	$ (3,498,867)	$ -	$ -	$ -	$ -
12	A_6400100-M&S OS Purchases	Natural Gas City Gate Purchases	804	$ 16	$ (16)	$ -	$ -	$ -	$ -
13	A_6790321-Stores Allocation	Natural Gas City Gate Purchases	804	$ 1	$ (1)	$ -	$ -	$ -	$ -
14	A_6790322-Small Tools Alloc	Natural Gas City Gate Purchases	804	$ 1	$ (1)	$ -	$ -	$ -	$ -
15	A_6300000-1001/S6300000	Other Gas Purchases	805.1	$ 63,567,027	$ (63,567,027)	$ -	$ -	$ -	$ -
16	A_6300100-Cost of Natural Gas	Exchange Gas	806	$ (506,148)	$ 506,148	$ -	$ -	$ -	$ -
17	A_6300100-Cost of Natural Gas	Gas Withdrawn From Storage - Debit	808.1	$ 7,772,166	$ (7,772,166)	$ -	$ -	$ -	$ -
18	A_6300100-Cost of Natural Gas	Gas Delivered to Storage - Credit	808.2	$ (7,457,332)	$ 7,457,332	$ -	$ -	$ -	$ -
19	A_6300100-Cost of Natural Gas	Gas Used for Compressor Station Fuel	810	$ (1,425,536)	$ 1,425,536	$ -	$ -	$ -	$ -
20	A_6790800-Other Oper-Misc	Gas Used For Other Utility Operations	812	$ (18,945)	$ 18,945	$ -	$ -	$ -	$ -
21	A_6010110-Labor Exempt ST	Other Gas Supply Expenses	813	$ 810,500	$ 109,337	$ 919,837	$ (919,837)	$ -	$ -
22	A_6010130-Labor Exempt NonProd	Other Gas Supply Expenses	813	$ 97,366	$ 5,354	$ 102,720	$ (102,720)	$ -	$ -
23	A_6010910-Labor OffCycle Bonus	Other Gas Supply Expenses	813	$ 94,053	$ 5,172	$ 99,224	$ (99,224)	$ -	$ -
24	A_6010990-Labor Seconded Employees	Other Gas Supply Expenses	813	$ 4,527	$ 249	$ 4,776	$ (4,776)	$ -	$ -
25	A_6030010-EE ProfDue Subs Fees	Other Gas Supply Expenses	813	$ 55,245	$ -	$ 55,245	$ -	$ 55,245	$ 57,417
26	A_6030040-EE Meals 50% Deduct	Other Gas Supply Expenses	813	$ 1,112	$ -	$ 1,112	$ -	$ 1,112	$ 1,156
27	A_6030070-EE Training	Other Gas Supply Expenses	813	$ 1,668	$ -	$ 1,668	$ -	$ 1,668	$ 1,734
28	A_6030080-EE Travel Lodging	Other Gas Supply Expenses	813	$ 7,006	$ -	$ 7,006	$ -	$ 7,006	$ 7,281
29	A_6030091-EE Apprec and Gifts	Other Gas Supply Expenses	813	$ 511	$ -	$ 511	$ -	$ 511	$ 531
30	A_6030800-EE Miscellaneous	Other Gas Supply Expenses	813	$ 1,401	$ -	$ 1,401	$ -	$ 1,401	$ 1,456
31	A_6100070-Consultants-Mgmt	Other Gas Supply Expenses	813	$ 500	$ -	$ 500	$ -	$ 500	$ 520
32	A_6100080-Consultants-Other	Other Gas Supply Expenses	813	$ 17,779	$ -	$ 17,779	$ -	$ 17,779	$ 18,479
33	A_6400010-M&S FurnOffEquip	Other Gas Supply Expenses	813	$ 748	$ -	$ 748	$ -	$ 748	$ 777
34	A_6400020-M&S Gen Office	Other Gas Supply Expenses	813	$ 313	$ -	$ 313	$ -	$ 313	$ 325
35	A_6790800-Other Oper-Misc	Other Gas Supply Expenses	813	$ 200,516	$ -	$ 200,516	$ -	$ 200,516	$ 208,400
36	A_6300100-Cost of Natural Gas	Rents	826	$ 4,825,333	$ (4,825,333)	$ -	$ -	$ -	$ -
37	**Total Fuel Related Expenses**			**$ 412,769,819**	**$ (411,356,462)**	**$ 1,413,356**	**$ (1,126,558)**	**$ 286,799**	**$ 298,076**
38									
39	**Transmission Expenses - Operation:**								
40	A_6010110-Labor Exempt ST	Operation Supervision and Engineering	850	$ 277,233	$ 37,399	$ 314,632	$ (314,632)	$ -	$ -
41	A_6010130-Labor Exempt NonProd	Operation Supervision and Engineering	850	$ 58,834	$ 3,235	$ 62,069	$ (62,069)	$ -	$ -
42	A_6010210-Labor NonExm ST	Operation Supervision and Engineering	850	$ 109,220	$ 14,734	$ 123,954	$ (123,954)	$ -	$ -
43	A_6010220-Labor NonExm OT	Operation Supervision and Engineering	850	$ 30,707	$ (4,902)	$ 25,804	$ (25,804)	$ -	$ -
44	A_6010230-Labor NonExm NonProd	Operation Supervision and Engineering	850	$ 20,448	$ 1,124	$ 21,573	$ (21,573)	$ -	$ -
45	A_6010910-Labor OffCycle Bonus	Operation Supervision and Engineering	850	$ 613	$ 34	$ 647	$ (647)	$ -	$ -
46	A_6030010-EE ProfDue Subs Fees	Operation Supervision and Engineering	850	$ 2,153	$ -	$ 2,153	$ -	$ 2,153	$ 2,238
47	A_6030040-EE Meals 50% Deduct	Operation Supervision and Engineering	850	$ 3,796	$ -	$ 3,796	$ -	$ 3,796	$ 3,945
48	A_6030060-EE Shoes Uniforms	Operation Supervision and Engineering	850	$ 2,107	$ -	$ 2,107	$ -	$ 2,107	$ 2,190
49	A_6030070-EE Training	Operation Supervision and Engineering	850	$ 7,267	$ -	$ 7,267	$ -	$ 7,267	$ 7,553
50	A_6030080-EE Travel Lodging	Operation Supervision and Engineering	850	$ 14,315	$ -	$ 14,315	$ -	$ 14,315	$ 14,877
51	A_6030091-EE Apprec and Gifts	Operation Supervision and Engineering	850	$ 2	$ -	$ 2	$ -	$ 2	$ 2
52	A_6030800-EE Miscellaneous	Operation Supervision and Engineering	850	$ 24,189	$ -	$ 24,189	$ -	$ 24,189	$ 25,140

NMGC Exhibit ECB-5
Page 400 of 596

NEW MEXICO GAS COMPANY, INC.

Operations and Maintenance Summary
Base Period - 12 Months Ending March 31, 2023
Future Test Year - 12 Months Ending September 30, 2025

	A	B	C	V	W	X	Y	Z	AA
3	Description	Account Name	FERC Acct	Total Linkage 1 Period Separately Forecasted Items	Linkage 1 Ending 3/31/2024	Escalated Linkage 2 - Results of Pure Escalation of 1.62%	Total Linkage 2 Period Separately Forecasted Items	Linkage 2 Ending 9/30/2024	Escalated Test Year - Results of Pure Escalation of 2.90%
4									
5	**Other Gas Supply Operations:**								
6	A_6300100-Cost of Natural Gas	Natural Gas Gasoline Plant Outlet Purchases	802	$ -	$ -	$ -	$ -	$ -	$ -
7	A_6300100-Cost of Natural Gas	Natural Gas Transmission Line Purchases	803	$ -	$ -	$ -	$ -	$ -	$ -
8	A_6100080-Consultants-Other	Natural Gas Transmission Line Purchases	803	$ -	$ -	$ -	$ -	$ -	$ -
9	A_6100190-Software Maintenance	Natural Gas Transmission Line Purchases	803	$ -	$ -	$ -	$ -	$ -	$ -
10	A_6790230-Postage Ship Courier	Natural Gas Transmission Line Purchases	803	$ -	$ -	$ -	$ -	$ -	$ -
11	A_6300100-Cost of Natural Gas	Natural Gas City Gate Purchases	804	$ -	$ -	$ -	$ -	$ -	$ -
12	A_6400100-M&S OS Purchases	Natural Gas City Gate Purchases	804	$ -	$ -	$ -	$ -	$ -	$ -
13	A_6790321-Stores Allocation	Natural Gas City Gate Purchases	804	$ -	$ -	$ -	$ -	$ -	$ -
14	A_6790322-Small Tools Alloc	Natural Gas City Gate Purchases	804	$ -	$ -	$ -	$ -	$ -	$ -
15	A_6300000-1001/S6300000	Other Gas Purchases	805.1	$ -	$ -	$ -	$ -	$ -	$ -
16	A_6300100-Cost of Natural Gas	Exchange Gas	806	$ -	$ -	$ -	$ -	$ -	$ -
17	A_6300100-Cost of Natural Gas	Gas Withdrawn From Storage - Debit	808.1	$ -	$ -	$ -	$ -	$ -	$ -
18	A_6300100-Cost of Natural Gas	Gas Delivered to Storage - Credit	808.2	$ -	$ -	$ -	$ -	$ -	$ -
19	A_6300100-Cost of Natural Gas	Gas Used for Compressor Station Fuel	810	$ -	$ -	$ -	$ -	$ -	$ -
20	A_6790800-Other Oper-Misc	Gas Used For Other Utility Operations	812	$ -	$ -	$ -	$ -	$ -	$ -
21	A_6010110-Labor Exempt ST	Other Gas Supply Expenses	813	$ 935,935	$ 935,935	$ -	$ 952,032	$ 952,032	$ -
22	A_6010130-Labor Exempt NonProd	Other Gas Supply Expenses	813	$ 104,518	$ 104,518	$ -	$ 106,315	$ 106,315	$ -
23	A_6010910-Labor OffCycle Bonus	Other Gas Supply Expenses	813	$ 100,961	$ 100,961	$ -	$ 102,697	$ 102,697	$ -
24	A_6010990-Labor Seconded Employees	Other Gas Supply Expenses	813	$ 4,860	$ 4,860	$ -	$ 4,943	$ 4,943	$ -
25	A_6030010-EE ProfDue Subs Fees	Other Gas Supply Expenses	813	$ -	$ 57,417	$ 58,349	$ -	$ 58,349	$ 60,041
26	A_6030040-EE Meals 50% Deduct	Other Gas Supply Expenses	813	$ -	$ 1,156	$ 1,175	$ -	$ 1,175	$ 1,209
27	A_6030070-EE Training	Other Gas Supply Expenses	813	$ -	$ 1,734	$ 1,762	$ -	$ 1,762	$ 1,813
28	A_6030080-EE Travel Lodging	Other Gas Supply Expenses	813	$ -	$ 7,281	$ 7,399	$ -	$ 7,399	$ 7,614
29	A_6030091-EE Apprec and Gifts	Other Gas Supply Expenses	813	$ -	$ 531	$ 540	$ -	$ 540	$ 556
30	A_6030800-EE Miscellaneous	Other Gas Supply Expenses	813	$ -	$ 1,456	$ 1,480	$ -	$ 1,480	$ 1,523
31	A_6100070-Consultants-Mgmt	Other Gas Supply Expenses	813	$ -	$ 520	$ 528	$ -	$ 528	$ 544
32	A_6100080-Consultants-Other	Other Gas Supply Expenses	813	$ -	$ 18,479	$ 18,778	$ -	$ 18,778	$ 19,323
33	A_6400010-M&S FurnOffEquip	Other Gas Supply Expenses	813	$ -	$ 777	$ 790	$ -	$ 790	$ 813
34	A_6400020-M&S Gen Office	Other Gas Supply Expenses	813	$ -	$ 325	$ 330	$ -	$ 330	$ 340
35	A_6790800-Other Oper-Misc	Other Gas Supply Expenses	813	$ -	$ 208,400	$ 211,782	$ -	$ 211,782	$ 217,923
36	A_6300100-Cost of Natural Gas	Rents	826	$ -	$ -	$ -	$ -	$ -	$ -
37	**Total Fuel Related Expenses**			**$ 1,146,272**	**$ 1,444,348**	**$ 302,914**	**$ 1,165,987**	**$ 1,468,901**	**$ 311,696**
38									
39	**Transmission Expenses - Operation:**								
40	A_6010110-Labor Exempt ST	Operation Supervision and Engineering	850	$ 320,138	$ 320,138	$ -	$ 325,644	$ 325,644	$ -
41	A_6010130-Labor Exempt NonProd	Operation Supervision and Engineering	850	$ 63,155	$ 63,155	$ -	$ 64,241	$ 64,241	$ -
42	A_6010210-Labor NonExm ST	Operation Supervision and Engineering	850	$ 126,123	$ 126,123	$ -	$ 128,293	$ 128,293	$ -
43	A_6010220-Labor NonExm OT	Operation Supervision and Engineering	850	$ 26,256	$ 26,256	$ -	$ 26,708	$ 26,708	$ -
44	A_6010230-Labor NonExm NonProd	Operation Supervision and Engineering	850	$ 21,950	$ 21,950	$ -	$ 22,328	$ 22,328	$ -
45	A_6010910-Labor OffCycle Bonus	Operation Supervision and Engineering	850	$ 658	$ 658	$ -	$ 669	$ 669	$ -
46	A_6030010-EE ProfDue Subs Fees	Operation Supervision and Engineering	850	$ -	$ 2,238	$ 2,274	$ -	$ 2,274	$ 2,340
47	A_6030040-EE Meals 50% Deduct	Operation Supervision and Engineering	850	$ -	$ 3,945	$ 4,009	$ -	$ 4,009	$ 4,126
48	A_6030060-EE Shoes Uniforms	Operation Supervision and Engineering	850	$ -	$ 2,190	$ 2,226	$ -	$ 2,226	$ 2,290
49	A_6030070-EE Training	Operation Supervision and Engineering	850	$ -	$ 7,553	$ 7,676	$ -	$ 7,676	$ 7,898
50	A_6030080-EE Travel Lodging	Operation Supervision and Engineering	850	$ -	$ 14,877	$ 15,119	$ -	$ 15,119	$ 15,557
51	A_6030091-EE Apprec and Gifts	Operation Supervision and Engineering	850	$ -	$ 2	$ 2	$ -	$ 2	$ 2
52	A_6030800-EE Miscellaneous	Operation Supervision and Engineering	850	$ -	$ 25,140	$ 25,548	$ -	$ 25,548	$ 26,289

NMGC Exhibit ECB-5
Page 401 of 596

NEW MEXICO GAS COMPANY, INC.

Operations and Maintenance Summary
Base Period - 12 Months Ending March 31, 2023
Future Test Year - 12 Months Ending September 30, 2025

	A	B	C	AB	AC	AD	AE	AF
3	Description	Account Name	FERC Acct	Total Test Period Separately Forecasted Items	10/31/2024	11/30/2024	12/31/2024	1/31/2025
4								
5	**Other Gas Supply Operations:**							
6	A_6300100-Cost of Natural Gas	Natural Gas Gasoline Plant Outlet Purchases	802	$ -	$ -	$ -	$ -	$ -
7	A_6300100-Cost of Natural Gas	Natural Gas Transmission Line Purchases	803	$ -	$ -	$ -	$ -	$ -
8	A_6100080-Consultants-Other	Natural Gas Transmission Line Purchases	803	$ -	$ -	$ -	$ -	$ -
9	A_6100190-Software Maintenance	Natural Gas Transmission Line Purchases	803	$ -	$ -	$ -	$ -	$ -
10	A_6790230-Postage Ship Courier	Natural Gas Transmission Line Purchases	803	$ -	$ -	$ -	$ -	$ -
11	A_6300100-Cost of Natural Gas	Natural Gas City Gate Purchases	804	$ -	$ -	$ -	$ -	$ -
12	A_6400100-M&S OS Purchases	Natural Gas City Gate Purchases	804	$ -	$ -	$ -	$ -	$ -
13	A_6790321-Stores Allocation	Natural Gas City Gate Purchases	804	$ -	$ -	$ -	$ -	$ -
14	A_6790322-Small Tools Alloc	Natural Gas City Gate Purchases	804	$ -	$ -	$ -	$ -	$ -
15	A_6300000-1001/S6300000	Other Gas Purchases	805.1	$ -	$ -	$ -	$ -	$ -
16	A_6300100-Cost of Natural Gas	Exchange Gas	806	$ -	$ -	$ -	$ -	$ -
17	A_6300100-Cost of Natural Gas	Gas Withdrawn From Storage - Debit	808.1	$ -	$ -	$ -	$ -	$ -
18	A_6300100-Cost of Natural Gas	Gas Delivered to Storage - Credit	808.2	$ -	$ -	$ -	$ -	$ -
19	A_6300100-Cost of Natural Gas	Gas Used for Compressor Station Fuel	810	$ -	$ -	$ -	$ -	$ -
20	A_6790800-Other Oper-Misc	Gas Used For Other Utility Operations	812	$ -	$ -	$ -	$ -	$ -
21	A_6010110-Labor Exempt ST	Other Gas Supply Expenses	813	$ 1,058,913	$ 88,243	$ 88,243	$ 88,243	$ 88,243
22	A_6010130-Labor Exempt NonProd	Other Gas Supply Expenses	813	$ 118,251	$ 9,854	$ 9,854	$ 9,854	$ 9,854
23	A_6010910-Labor OffCycle Bonus	Other Gas Supply Expenses	813	$ 114,226	$ 9,519	$ 9,519	$ 9,519	$ 9,519
24	A_6010990-Labor Seconded Employees	Other Gas Supply Expenses	813	$ 5,498	$ 458	$ 458	$ 458	$ 458
25	A_6030010-EE ProfDue Subs Fees	Other Gas Supply Expenses	813	$ -	$ 5,003	$ 5,003	$ 5,003	$ 5,003
26	A_6030040-EE Meals 50% Deduct	Other Gas Supply Expenses	813	$ -	$ 101	$ 101	$ 101	$ 101
27	A_6030070-EE Training	Other Gas Supply Expenses	813	$ -	$ 151	$ 151	$ 151	$ 151
28	A_6030080-EE Travel Lodging	Other Gas Supply Expenses	813	$ -	$ 634	$ 634	$ 634	$ 634
29	A_6030091-EE Apprec and Gifts	Other Gas Supply Expenses	813	$ -	$ 46	$ 46	$ 46	$ 46
30	A_6030800-EE Miscellaneous	Other Gas Supply Expenses	813	$ -	$ 127	$ 127	$ 127	$ 127
31	A_6100070-Consultants-Mgmt	Other Gas Supply Expenses	813	$ -	$ 45	$ 45	$ 45	$ 45
32	A_6100080-Consultants-Other	Other Gas Supply Expenses	813	$ -	$ 1,610	$ 1,610	$ 1,610	$ 1,610
33	A_6400010-M&S FurnOffEquip	Other Gas Supply Expenses	813	$ -	$ 68	$ 68	$ 68	$ 68
34	A_6400020-M&S Gen Office	Other Gas Supply Expenses	813	$ -	$ 28	$ 28	$ 28	$ 28
35	A_6790800-Other Oper-Misc	Other Gas Supply Expenses	813	$ -	$ 18,160	$ 18,160	$ 18,160	$ 18,160
36	A_6300100-Cost of Natural Gas	Rents	826	$ -	$ -	$ -	$ -	$ -
37	**Total Fuel Related Expenses**			**$ 1,296,888**	**$ 134,049**	**$ 134,049**	**$ 134,049**	**$ 134,049**
38								
39	**Transmission Expenses - Operation:**							
40	A_6010110-Labor Exempt ST	Operation Supervision and Engineering	850	$ 362,203	$ 30,184	$ 30,184	$ 30,184	$ 30,184
41	A_6010130-Labor Exempt NonProd	Operation Supervision and Engineering	850	$ 71,454	$ 5,954	$ 5,954	$ 5,954	$ 5,954
42	A_6010210-Labor NonExm ST	Operation Supervision and Engineering	850	$ 142,696	$ 11,891	$ 11,891	$ 11,891	$ 11,891
43	A_6010220-Labor NonExm OT	Operation Supervision and Engineering	850	$ 29,706	$ 2,475	$ 2,475	$ 2,475	$ 2,475
44	A_6010230-Labor NonExm NonProd	Operation Supervision and Engineering	850	$ 24,835	$ 2,070	$ 2,070	$ 2,070	$ 2,070
45	A_6010910-Labor OffCycle Bonus	Operation Supervision and Engineering	850	$ 744	$ 62	$ 62	$ 62	$ 62
46	A_6030010-EE ProfDue Subs Fees	Operation Supervision and Engineering	850	$ -	$ 195	$ 195	$ 195	$ 195
47	A_6030040-EE Meals 50% Deduct	Operation Supervision and Engineering	850	$ -	$ 344	$ 344	$ 344	$ 344
48	A_6030060-EE Shoes Uniforms	Operation Supervision and Engineering	850	$ -	$ 191	$ 191	$ 191	$ 191
49	A_6030070-EE Training	Operation Supervision and Engineering	850	$ -	$ 658	$ 658	$ 658	$ 658
50	A_6030080-EE Travel Lodging	Operation Supervision and Engineering	850	$ -	$ 1,296	$ 1,296	$ 1,296	$ 1,296
51	A_6030091-EE Apprec and Gifts	Operation Supervision and Engineering	850	$ -	$ 0	$ 0	$ 0	$ 0
52	A_6030800-EE Miscellaneous	Operation Supervision and Engineering	850	$ -	$ 2,191	$ 2,191	$ 2,191	$ 2,191

NMGC Exhibit ECB-5
Page 402 of 596

Sponsored by NMGC Witness Erik C. Buchanan

630 Schedule H-1.3 Test Period

NEW MEXICO GAS COMPANY, INC.

Operations and Maintenance Summary
Base Period - 12 Months Ending March 31, 2023
Future Test Year - 12 Months Ending September 30, 2025

	A	B	C	AG	AH	AI	AJ	AK
3	Description	Account Name	FERC Acct	2/28/2025	3/31/2025	4/30/2025	5/31/2025	6/30/2025
4								
5	**Other Gas Supply Operations:**							
6	A_6300100-Cost of Natural Gas	Natural Gas Gasoline Plant Outlet Purchases	802	$ -	$ -	$ -	$ -	$ -
7	A_6300100-Cost of Natural Gas	Natural Gas Transmission Line Purchases	803	$ -	$ -	$ -	$ -	$ -
8	A_6100080-Consultants-Other	Natural Gas Transmission Line Purchases	803	$ -	$ -	$ -	$ -	$ -
9	A_6100190-Software Maintenance	Natural Gas Transmission Line Purchases	803	$ -	$ -	$ -	$ -	$ -
10	A_6790230-Postage Ship Courier	Natural Gas Transmission Line Purchases	803	$ -	$ -	$ -	$ -	$ -
11	A_6300100-Cost of Natural Gas	Natural Gas City Gate Purchases	804	$ -	$ -	$ -	$ -	$ -
12	A_6400100-M&S OS Purchases	Natural Gas City Gate Purchases	804	$ -	$ -	$ -	$ -	$ -
13	A_6790321-Stores Allocation	Natural Gas City Gate Purchases	804	$ -	$ -	$ -	$ -	$ -
14	A_6790322-Small Tools Alloc	Natural Gas City Gate Purchases	804	$ -	$ -	$ -	$ -	$ -
15	A_6300000-1001/S6300000	Other Gas Purchases	805.1	$ -	$ -	$ -	$ -	$ -
16	A_6300100-Cost of Natural Gas	Exchange Gas	806	$ -	$ -	$ -	$ -	$ -
17	A_6300100-Cost of Natural Gas	Gas Withdrawn From Storage - Debit	808.1	$ -	$ -	$ -	$ -	$ -
18	A_6300100-Cost of Natural Gas	Gas Delivered to Storage - Credit	808.2	$ -	$ -	$ -	$ -	$ -
19	A_6300100-Cost of Natural Gas	Gas Used for Compressor Station Fuel	810	$ -	$ -	$ -	$ -	$ -
20	A_6790800-Other Oper-Misc	Gas Used For Other Utility Operations	812	$ -	$ -	$ -	$ -	$ -
21	A_6010110-Labor Exempt ST	Other Gas Supply Expenses	813	$ 88,243	$ 88,243	$ 88,243	$ 88,243	$ 88,243
22	A_6010130-Labor Exempt NonProd	Other Gas Supply Expenses	813	$ 9,854	$ 9,854	$ 9,854	$ 9,854	$ 9,854
23	A_6010910-Labor OffCycle Bonus	Other Gas Supply Expenses	813	$ 9,519	$ 9,519	$ 9,519	$ 9,519	$ 9,519
24	A_6010990-Labor Seconded Employees	Other Gas Supply Expenses	813	$ 458	$ 458	$ 458	$ 458	$ 458
25	A_6030010-EE ProfDue Subs Fees	Other Gas Supply Expenses	813	$ 5,003	$ 5,003	$ 5,003	$ 5,003	$ 5,003
26	A_6030040-EE Meals 50% Deduct	Other Gas Supply Expenses	813	$ 101	$ 101	$ 101	$ 101	$ 101
27	A_6030070-EE Training	Other Gas Supply Expenses	813	$ 151	$ 151	$ 151	$ 151	$ 151
28	A_6030080-EE Travel Lodging	Other Gas Supply Expenses	813	$ 634	$ 634	$ 634	$ 634	$ 634
29	A_6030091-EE Apprec and Gifts	Other Gas Supply Expenses	813	$ 46	$ 46	$ 46	$ 46	$ 46
30	A_6030800-EE Miscellaneous	Other Gas Supply Expenses	813	$ 127	$ 127	$ 127	$ 127	$ 127
31	A_6100070-Consultants-Mgmt	Other Gas Supply Expenses	813	$ 45	$ 45	$ 45	$ 45	$ 45
32	A_6100080-Consultants-Other	Other Gas Supply Expenses	813	$ 1,610	$ 1,610	$ 1,610	$ 1,610	$ 1,610
33	A_6400010-M&S FurnOffEquip	Other Gas Supply Expenses	813	$ 68	$ 68	$ 68	$ 68	$ 68
34	A_6400020-M&S Gen Office	Other Gas Supply Expenses	813	$ 28	$ 28	$ 28	$ 28	$ 28
35	A_6790800-Other Oper-Misc	Other Gas Supply Expenses	813	$ 18,160	$ 18,160	$ 18,160	$ 18,160	$ 18,160
36	A_6300100-Cost of Natural Gas	Rents	826	$ -	$ -	$ -	$ -	$ -
37	**Total Fuel Related Expenses**			**$ 134,049**	**$ 134,049**	**$ 134,049**	**$ 134,049**	**$ 134,049**
38								
39	**Transmission Expenses - Operation:**							
40	A_6010110-Labor Exempt ST	Operation Supervision and Engineering	850	$ 30,184	$ 30,184	$ 30,184	$ 30,184	$ 30,184
41	A_6010130-Labor Exempt NonProd	Operation Supervision and Engineering	850	$ 5,954	$ 5,954	$ 5,954	$ 5,954	$ 5,954
42	A_6010210-Labor NonExm ST	Operation Supervision and Engineering	850	$ 11,891	$ 11,891	$ 11,891	$ 11,891	$ 11,891
43	A_6010220-Labor NonExm OT	Operation Supervision and Engineering	850	$ 2,475	$ 2,475	$ 2,475	$ 2,475	$ 2,475
44	A_6010230-Labor NonExm NonProd	Operation Supervision and Engineering	850	$ 2,070	$ 2,070	$ 2,070	$ 2,070	$ 2,070
45	A_6010910-Labor OffCycle Bonus	Operation Supervision and Engineering	850	$ 62	$ 62	$ 62	$ 62	$ 62
46	A_6030010-EE ProfDue Subs Fees	Operation Supervision and Engineering	850	$ 195	$ 195	$ 195	$ 195	$ 195
47	A_6030040-EE Meals 50% Deduct	Operation Supervision and Engineering	850	$ 344	$ 344	$ 344	$ 344	$ 344
48	A_6030060-EE Shoes Uniforms	Operation Supervision and Engineering	850	$ 191	$ 191	$ 191	$ 191	$ 191
49	A_6030070-EE Training	Operation Supervision and Engineering	850	$ 658	$ 658	$ 658	$ 658	$ 658
50	A_6030080-EE Travel Lodging	Operation Supervision and Engineering	850	$ 1,296	$ 1,296	$ 1,296	$ 1,296	$ 1,296
51	A_6030091-EE Apprec and Gifts	Operation Supervision and Engineering	850	$ 0	$ 0	$ 0	$ 0	$ 0
52	A_6030800-EE Miscellaneous	Operation Supervision and Engineering	850	$ 2,191	$ 2,191	$ 2,191	$ 2,191	$ 2,191

NMGC Exhibit ECB-5
Page 403 of 596

Sponsored by NMGC Witness Erik C. Buchanan

630 Schedule H-1.3 Test Period

NEW MEXICO GAS COMPANY, INC.

Operations and Maintenance Summary
Base Period - 12 Months Ending March 31, 2023
Future Test Year - 12 Months Ending September 30, 2025

	A	B	C	AL	AM	AN	AO
3	**Description**	**Account Name**	**FERC Acct**	**7/31/2025**	**8/31/2025**	**9/30/2025**	**Future Test Year Ending 9/30/2025**
4							
5	**Other Gas Supply Operations:**						
6	A_6300100-Cost of Natural Gas	Natural Gas Gasoline Plant Outlet Purchases	802	$ -	$ -	$ -	$ -
7	A_6300100-Cost of Natural Gas	Natural Gas Transmission Line Purchases	803	$ -	$ -	$ -	$ -
8	A_6100080-Consultants-Other	Natural Gas Transmission Line Purchases	803	$ -	$ -	$ -	$ -
9	A_6100190-Software Maintenance	Natural Gas Transmission Line Purchases	803	$ -	$ -	$ -	$ -
10	A_6790230-Postage Ship Courier	Natural Gas Transmission Line Purchases	803	$ -	$ -	$ -	$ -
11	A_6300100-Cost of Natural Gas	Natural Gas City Gate Purchases	804	$ -	$ -	$ -	$ -
12	A_6400100-M&S OS Purchases	Natural Gas City Gate Purchases	804	$ -	$ -	$ -	$ -
13	A_6790321-Stores Allocation	Natural Gas City Gate Purchases	804	$ -	$ -	$ -	$ -
14	A_6790322-Small Tools Alloc	Natural Gas City Gate Purchases	804	$ -	$ -	$ -	$ -
15	A_6300000-1001/S6300000	Other Gas Purchases	805.1	$ -	$ -	$ -	$ -
16	A_6300100-Cost of Natural Gas	Exchange Gas	806	$ -	$ -	$ -	$ -
17	A_6300100-Cost of Natural Gas	Gas Withdrawn From Storage - Debit	808.1	$ -	$ -	$ -	$ -
18	A_6300100-Cost of Natural Gas	Gas Delivered to Storage - Credit	808.2	$ -	$ -	$ -	$ -
19	A_6300100-Cost of Natural Gas	Gas Used for Compressor Station Fuel	810	$ -	$ -	$ -	$ -
20	A_6790800-Other Oper-Misc	Gas Used For Other Utility Operations	812	$ -	$ -	$ -	$ -
21	A_6010110-Labor Exempt ST	Other Gas Supply Expenses	813	$ 88,243	$ 88,243	$ 88,243	$ 1,058,913
22	A_6010130-Labor Exempt NonProd	Other Gas Supply Expenses	813	$ 9,854	$ 9,854	$ 9,854	$ 118,251
23	A_6010910-Labor OffCycle Bonus	Other Gas Supply Expenses	813	$ 9,519	$ 9,519	$ 9,519	$ 114,226
24	A_6010990-Labor Seconded Employees	Other Gas Supply Expenses	813	$ 458	$ 458	$ 458	$ 5,498
25	A_6030010-EE ProfDue Subs Fees	Other Gas Supply Expenses	813	$ 5,003	$ 5,003	$ 5,003	$ 60,041
26	A_6030040-EE Meals 50% Deduct	Other Gas Supply Expenses	813	$ 101	$ 101	$ 101	$ 1,209
27	A_6030070-EE Training	Other Gas Supply Expenses	813	$ 151	$ 151	$ 151	$ 1,813
28	A_6030080-EE Travel Lodging	Other Gas Supply Expenses	813	$ 634	$ 634	$ 634	$ 7,614
29	A_6030091-EE Apprec and Gifts	Other Gas Supply Expenses	813	$ 46	$ 46	$ 46	$ 556
30	A_6030800-EE Miscellaneous	Other Gas Supply Expenses	813	$ 127	$ 127	$ 127	$ 1,523
31	A_6100070-Consultants-Mgmt	Other Gas Supply Expenses	813	$ 45	$ 45	$ 45	$ 544
32	A_6100080-Consultants-Other	Other Gas Supply Expenses	813	$ 1,610	$ 1,610	$ 1,610	$ 19,323
33	A_6400010-M&S FurnOffEquip	Other Gas Supply Expenses	813	$ 68	$ 68	$ 68	$ 813
34	A_6400020-M&S Gen Office	Other Gas Supply Expenses	813	$ 28	$ 28	$ 28	$ 340
35	A_6790800-Other Oper-Misc	Other Gas Supply Expenses	813	$ 18,160	$ 18,160	$ 18,160	$ 217,923
36	A_6300100-Cost of Natural Gas	Rents	826	$ -	$ -	$ -	$ -
37	**Total Fuel Related Expenses**			**$ 134,049**	**$ 134,049**	**$ 134,049**	**$ 1,608,585**
38							
39	**Transmission Expenses - Operation:**						
40	A_6010110-Labor Exempt ST	Operation Supervision and Engineering	850	$ 30,184	$ 30,184	$ 30,184	$ 362,203
41	A_6010130-Labor Exempt NonProd	Operation Supervision and Engineering	850	$ 5,954	$ 5,954	$ 5,954	$ 71,454
42	A_6010210-Labor NonExm ST	Operation Supervision and Engineering	850	$ 11,891	$ 11,891	$ 11,891	$ 142,696
43	A_6010220-Labor NonExm OT	Operation Supervision and Engineering	850	$ 2,475	$ 2,475	$ 2,475	$ 29,706
44	A_6010230-Labor NonExm NonProd	Operation Supervision and Engineering	850	$ 2,070	$ 2,070	$ 2,070	$ 24,835
45	A_6010910-Labor OffCycle Bonus	Operation Supervision and Engineering	850	$ 62	$ 62	$ 62	$ 744
46	A_6030010-EE ProfDue Subs Fees	Operation Supervision and Engineering	850	$ 195	$ 195	$ 195	$ 2,340
47	A_6030040-EE Meals 50% Deduct	Operation Supervision and Engineering	850	$ 344	$ 344	$ 344	$ 4,126
48	A_6030060-EE Shoes Uniforms	Operation Supervision and Engineering	850	$ 191	$ 191	$ 191	$ 2,290
49	A_6030070-EE Training	Operation Supervision and Engineering	850	$ 658	$ 658	$ 658	$ 7,898
50	A_6030080-EE Travel Lodging	Operation Supervision and Engineering	850	$ 1,296	$ 1,296	$ 1,296	$ 15,557
51	A_6030091-EE Apprec and Gifts	Operation Supervision and Engineering	850	$ 0	$ 0	$ 0	$ 2
52	A_6030800-EE Miscellaneous	Operation Supervision and Engineering	850	$ 2,191	$ 2,191	$ 2,191	$ 26,289

NMGC Exhibit ECB-5
Page 404 of 596

NEW MEXICO GAS COMPANY, INC.

Operations and Maintenance Summary
Base Period - 12 Months Ending March 31, 2023
Future Test Year - 12 Months Ending September 30, 2025

	A	B	C	D	E	F	G	H	I
3	Description	Account Name	FERC Acct	4/30/2022	5/31/2022	6/30/2022	7/31/2022	8/31/2022	9/30/2022
53	A_6100070-Consultants-Mgmt	Operation Supervision and Engineering	850	$ 3	$ -	$ -	$ -	$ -	$ -
54	A_6100080-Consultants-Other	Operation Supervision and Engineering	850	$ -	$ 67,947	$ -	$ -	$ 3,135	$ 9,179
55	A_6100100-Contractor Services	Operation Supervision and Engineering	850	$ -	$ -	$ -	$ -	$ -	$ 11
56	A_6400020-M&S Gen Office	Operation Supervision and Engineering	850	$ -	$ -	$ -	$ -	$ 15	$ -
57	A_6400100-M&S OS Purchases	Operation Supervision and Engineering	850	$ -	$ -	$ 13	$ -	$ -	$ -
58	A_6790320-Fleet Allocation	Operation Supervision and Engineering	850	$ 3,788	$ 4,212	$ 3,270	$ 3,476	$ 4,603	$ 2,806
59	A_6790321-Stores Allocation	Operation Supervision and Engineering	850	$ -	$ -	$ 1	$ -	$ -	$ -
60	A_6790322-Small Tools Alloc	Operation Supervision and Engineering	850	$ -	$ -	$ 1	$ -	$ -	$ -
61	A_A6010000-1001/A6010000	Operation Supervision and Engineering	850	$ 0	$ -	$ (12)	$ -	$ -	$ (1,154)
62	A_R6010000-1001/R6010000	Operation Supervision and Engineering	850	$ -	$ -	$ -	$ 16	$ 4	$ (518)
63	A_6018999-Labor Exp Reclass	Operation Supervision and Engineering	850	$ -	$ -	$ (35,504)	$ -	$ -	$ -
64	A_6400080-M&S Vehicle Fuel	Operation Supervision and Engineering	850	$ -	$ -	$ -	$ -	$ -	$ -
65	A_6400500-M&S Parts	Operation Supervision and Engineering	850	$ -	$ -	$ 22	$ -	$ -	$ -
66	A_6500010-Transport-Vehicle	Operation Supervision and Engineering	850	$ -	$ -	$ -	$ -	$ -	$ -
67	A_6790230-Postage Ship Courier	Operation Supervision and Engineering	850	$ -	$ -	$ -	$ -	$ 90	$ -
68	A_6790800-Other Oper-Misc	Operation Supervision and Engineering	850	$ -	$ -	$ -	$ -	$ -	$ -
69	A_6010110-Labor Exempt ST	System Control and Load Dispatching	851	$ 32,826	$ 47,335	$ 39,312	$ 43,203	$ 43,858	$ 42,639
70	A_6010130-Labor Exempt NonProd	System Control and Load Dispatching	851	$ 8,227	$ (2,668)	$ 9,433	$ 7,775	$ 13,423	$ 12,445
71	A_6010210-Labor NonExm ST	System Control and Load Dispatching	851	$ 39,463	$ 42,314	$ 30,592	$ 38,224	$ 44,445	$ 36,266
72	A_6010220-Labor NonExm OT	System Control and Load Dispatching	851	$ 15,264	$ 14,562	$ 9,236	$ 11,457	$ 5,921	$ 16,301
73	A_6010230-Labor NonExm NonProd	System Control and Load Dispatching	851	$ 8,906	$ 750	$ 7,370	$ 5,315	$ 2,735	$ 8,542
74	A_6010910-Labor OffCycle Bonus	System Control and Load Dispatching	851	$ -	$ -	$ -	$ -	$ -	$ -
75	A_6030010-EE ProfDue Subs Fees	System Control and Load Dispatching	851	$ -	$ -	$ -	$ -	$ -	$ -
76	A_6030040-EE Meals 50% Deduct	System Control and Load Dispatching	851	$ 108	$ 73	$ 39	$ 129	$ 241	$ 222
77	A_6030070-EE Training	System Control and Load Dispatching	851	$ -	$ 632	$ -	$ -	$ -	$ 29
78	A_6030080-EE Travel Lodging	System Control and Load Dispatching	851	$ -	$ 140	$ -	$ -	$ -	$ -
79	A_6030091-EE Apprec and Gifts	System Control and Load Dispatching	851	$ -	$ 1	$ -	$ -	$ 4	$ -
80	A_6030800-EE Miscellaneous	System Control and Load Dispatching	851	$ -	$ 0	$ 2	$ 1	$ 1,329	$ -
81	A_6100070-Consultants-Mgmt	System Control and Load Dispatching	851	$ 7	$ -	$ -	$ -	$ -	$ -
82	A_6400020-M&S Gen Office	System Control and Load Dispatching	851	$ -	$ -	$ -	$ 200	$ -	$ -
83	A_A6010000-1001/A6010000	System Control and Load Dispatching	851	$ 0	$ -	$ -	$ -	$ 9,657	$ 4,183
84	A_6018999-Labor Exp Reclass	System Control and Load Dispatching	851	$ -	$ -	$ (1,989)	$ -	$ -	$ -
85	A_6010110-Labor Exempt ST	Compressor Station Labor and Expenses	853	$ 610	$ 2,671	$ 1,570	$ 1,153	$ 1,181	$ 1,608
86	A_6010130-Labor Exempt NonProd	Compressor Station Labor and Expenses	853	$ 305	$ (320)	$ 434	$ 655	$ 241	$ 126
87	A_6010210-Labor NonExm ST	Compressor Station Labor and Expenses	853	$ 2,536	$ 6,506	$ 4,123	$ 4,339	$ 3,393	$ 3,091
88	A_6010220-Labor NonExm OT	Compressor Station Labor and Expenses	853	$ 668	$ 1,559	$ 324	$ 1,618	$ 465	$ 133
89	A_6010230-Labor NonExm NonProd	Compressor Station Labor and Expenses	853	$ 135	$ 349	$ 1,176	$ 720	$ 445	$ 1,592
90	A_6010910-Labor OffCycle Bonus	Compressor Station Labor and Expenses	853	$ -	$ -	$ -	$ -	$ -	$ -
91	A_6030010-EE ProfDue Subs Fees	Compressor Station Labor and Expenses	853	$ -	$ -	$ -	$ -	$ -	$ -
92	A_6030040-EE Meals 50% Deduct	Compressor Station Labor and Expenses	853	$ -	$ 0	$ (0)	$ 0	$ -	$ -
93	A_6030060-EE Shoes Uniforms	Compressor Station Labor and Expenses	853	$ -	$ -	$ -	$ -	$ -	$ -
94	A_6030070-EE Training	Compressor Station Labor and Expenses	853	$ -	$ 61	$ -	$ -	$ -	$ 1
95	A_6030091-EE Apprec and Gifts	Compressor Station Labor and Expenses	853	$ -	$ 0	$ -	$ -	$ 0	$ -
96	A_6030800-EE Miscellaneous	Compressor Station Labor and Expenses	853	$ -	$ 0	$ 0	$ 0	$ (0)	$ -
97	A_6100070-Consultants-Mgmt	Compressor Station Labor and Expenses	853	$ 0	$ -	$ -	$ -	$ -	$ -
98	A_6790320-Fleet Allocation	Compressor Station Labor and Expenses	853	$ 338	$ 1,002	$ 567	$ 619	$ 443	$ 493
99	A_6300100-Cost of Natural Gas	Gas for Compressor Station Fuel	854	$ 253,279	$ 77,506	$ 61,216	$ 63,838	$ 67,973	$ 81,272
100	A_6030010-EE ProfDue Subs Fees	Other Fuel and Power for Compressor Stations	855	$ -	$ -	$ -	$ -	$ -	$ -
101	A_6300100-Cost of Natural Gas	Other Fuel and Power for Compressor Stations	855	$ 7,403	$ 5,648	$ 3,241	$ 9,256	$ 5,888	$ 6,286

NMGC Exhibit ECB-5
Page 405 of 596

NEW MEXICO GAS COMPANY, INC.

Operations and Maintenance Summary
Base Period - 12 Months Ending March 31, 2023
Future Test Year - 12 Months Ending September 30, 2025

	A	B	C	J	K	L	M	N	O
3	Description	Account Name	FERC Acct	10/31/2022	11/30/2022	12/31/2022	1/31/2023	2/28/2023	3/31/2023
53	A_6100070-Consultants-Mgmt	Operation Supervision and Engineering	850	$ -	$ 136	$ 104	$ -	$ -	$ -
54	A_6100080-Consultants-Other	Operation Supervision and Engineering	850	$ (13,696)	$ -	$ -	$ -	$ 394	$ -
55	A_6100100-Contractor Services	Operation Supervision and Engineering	850	$ -	$ -	$ 68,794	$ (1,506)	$ -	$ 35,000
56	A_6400020-M&S Gen Office	Operation Supervision and Engineering	850	$ -	$ -	$ -	$ -	$ -	$ -
57	A_6400100-M&S OS Purchases	Operation Supervision and Engineering	850	$ (403)	$ -	$ 34	$ -	$ 426	$ 38
58	A_6790320-Fleet Allocation	Operation Supervision and Engineering	850	$ 3,000	$ 2,534	$ 2,720	$ 3,324	$ 3,477	$ 3,084
59	A_6790321-Stores Allocation	Operation Supervision and Engineering	850	$ (31)	$ -	$ 3	$ -	$ 18	$ 2
60	A_6790322-Small Tools Alloc	Operation Supervision and Engineering	850	$ (22)	$ -	$ 1	$ -	$ 32	$ 1
61	A_A6010000-1001/A6010000	Operation Supervision and Engineering	850	$ 19	$ 4	$ 11	$ 1	$ 72	$ 1
62	A_R6010000-1001/R6010000	Operation Supervision and Engineering	850	$ 3	$ -	$ -	$ -	$ 12	$ 7
63	A_6018999-Labor Exp Reclass	Operation Supervision and Engineering	850	$ -	$ -	$ -	$ -	$ -	$ -
64	A_6400080-M&S Vehicle Fuel	Operation Supervision and Engineering	850	$ -	$ -	$ 2	$ -	$ -	$ -
65	A_6400500-M&S Parts	Operation Supervision and Engineering	850	$ -	$ -	$ -	$ -	$ -	$ -
66	A_6500010-Transport-Vehicle	Operation Supervision and Engineering	850	$ -	$ 39	$ -	$ 28	$ -	$ -
67	A_6790230-Postage Ship Courier	Operation Supervision and Engineering	850	$ -	$ -	$ -	$ -	$ -	$ -
68	A_6790800-Other Oper-Misc	Operation Supervision and Engineering	850	$ -	$ -	$ -	$ -	$ -	$ 5,361
69	A_6010110-Labor Exempt ST	System Control and Load Dispatching	851	$ 48,878	$ 32,024	$ 27,099	$ 39,789	$ 49,367	$ 59,779
70	A_6010130-Labor Exempt NonProd	System Control and Load Dispatching	851	$ 8,975	$ 10,615	$ 20,457	$ 19,805	$ 4,737	$ 5,078
71	A_6010210-Labor NonExm ST	System Control and Load Dispatching	851	$ 47,578	$ 35,293	$ 32,685	$ 35,852	$ 37,212	$ 41,952
72	A_6010220-Labor NonExm OT	System Control and Load Dispatching	851	$ 4,560	$ 6,515	$ 19,704	$ 17,962	$ 7,480	$ 10,116
73	A_6010230-Labor NonExm NonProd	System Control and Load Dispatching	851	$ (998)	$ 7,655	$ 12,158	$ 11,440	$ 4,215	$ 3,201
74	A_6010910-Labor OffCycle Bonus	System Control and Load Dispatching	851	$ -	$ -	$ -	$ 7,628	$ -	$ -
75	A_6030010-EE ProfDue Subs Fees	System Control and Load Dispatching	851	$ 9	$ -	$ -	$ -	$ 2,798	$ -
76	A_6030040-EE Meals 50% Deduct	System Control and Load Dispatching	851	$ 194	$ 36	$ 566	$ 65	$ 70	$ 87
77	A_6030070-EE Training	System Control and Load Dispatching	851	$ 451	$ 56	$ 213	$ 1,179	$ (183)	$ -
78	A_6030080-EE Travel Lodging	System Control and Load Dispatching	851	$ -	$ -	$ -	$ -	$ 436	$ -
79	A_6030091-EE Apprec and Gifts	System Control and Load Dispatching	851	$ -	$ -	$ -	$ -	$ -	$ -
80	A_6030800-EE Miscellaneous	System Control and Load Dispatching	851	$ (1,100)	$ -	$ 332	$ 1,460	$ 155	$ (10,231)
81	A_6100070-Consultants-Mgmt	System Control and Load Dispatching	851	$ -	$ 382	$ 328	$ -	$ -	$ -
82	A_6400020-M&S Gen Office	System Control and Load Dispatching	851	$ -	$ -	$ -	$ -	$ -	$ 210
83	A_A6010000-1001/A6010000	System Control and Load Dispatching	851	$ 1,908	$ -	$ 0	$ 0	$ 320	$ 139
84	A_6018999-Labor Exp Reclass	System Control and Load Dispatching	851	$ -	$ -	$ -	$ -	$ -	$ -
85	A_6010110-Labor Exempt ST	Compressor Station Labor and Expenses	853	$ 718	$ 2,509	$ 1,804	$ 2,141	$ 2,644	$ 2,378
86	A_6010130-Labor Exempt NonProd	Compressor Station Labor and Expenses	853	$ 391	$ 70	$ 756	$ 656	$ (89)	$ -
87	A_6010210-Labor NonExm ST	Compressor Station Labor and Expenses	853	$ 3,057	$ 6,256	$ 3,687	$ 4,328	$ 4,950	$ 4,912
88	A_6010220-Labor NonExm OT	Compressor Station Labor and Expenses	853	$ 1,625	$ (445)	$ 1,468	$ 1,509	$ 2,267	$ 4,020
89	A_6010230-Labor NonExm NonProd	Compressor Station Labor and Expenses	853	$ (216)	$ 968	$ 1,468	$ 1,896	$ 1,294	$ 1,741
90	A_6010910-Labor OffCycle Bonus	Compressor Station Labor and Expenses	853	$ -	$ -	$ -	$ 423	$ -	$ -
91	A_6030010-EE ProfDue Subs Fees	Compressor Station Labor and Expenses	853	$ 0	$ -	$ -	$ -	$ -	$ -
92	A_6030040-EE Meals 50% Deduct	Compressor Station Labor and Expenses	853	$ 0	$ 0	$ -	$ -	$ -	$ -
93	A_6030060-EE Shoes Uniforms	Compressor Station Labor and Expenses	853	$ -	$ -	$ -	$ 1,054	$ 218	$ -
94	A_6030070-EE Training	Compressor Station Labor and Expenses	853	$ 23	$ 5	$ 16	$ 108	$ (19)	$ -
95	A_6030091-EE Apprec and Gifts	Compressor Station Labor and Expenses	853	$ -	$ -	$ -	$ -	$ -	$ -
96	A_6030800-EE Miscellaneous	Compressor Station Labor and Expenses	853	$ -	$ -	$ -	$ -	$ -	$ -
97	A_6100070-Consultants-Mgmt	Compressor Station Labor and Expenses	853	$ -	$ 33	$ 25	$ -	$ -	$ -
98	A_6790320-Fleet Allocation	Compressor Station Labor and Expenses	853	$ 370	$ 686	$ 610	$ 875	$ 804	$ 1,465
99	A_6300100-Cost of Natural Gas	Gas for Compressor Station Fuel	854	$ 69,268	$ 19,840	$ 101,241	$ 165,836	$ 342,549	$ 121,715
100	A_6030010-EE ProfDue Subs Fees	Other Fuel and Power for Compressor Stations	855	$ -	$ -	$ -	$ -	$ 784	$ -
101	A_6300100-Cost of Natural Gas	Other Fuel and Power for Compressor Stations	855	$ 1,722	$ 10,224	$ 7,816	$ 7,239	$ 15,329	$ 8,995

NMGC Exhibit ECB-5
Page 406 of 596

NEW MEXICO GAS COMPANY, INC.

Operations and Maintenance Summary
Base Period - 12 Months Ending March 31, 2023
Future Test Year - 12 Months Ending September 30, 2025

	A	B	C	P	Q	R	S	T	U
3	Description	Account Name	FERC Acct	Total Company Unadjusted Base Period Ending 3/31/2023	Base Period Adjustments	Adjusted Base Period	Removal of Separately Forecasted Items (To be added back Later)	Remaining Base Period O&M to be Escalated	Escalated Linkage 1 - Results of Pure Escalation of 3.93%
53	A_6100070-Consultants-Mgmt	Operation Supervision and Engineering	850	$ 242	$ -	$ 242	$ -	$ 242	$ 252
54	A_6100080-Consultants-Other	Operation Supervision and Engineering	850	$ 66,959	$ -	$ 66,959	$ -	$ 66,959	$ 69,592
55	A_6100100-Contractor Services	Operation Supervision and Engineering	850	$ 102,298	$ -	$ 102,298	$ -	$ 102,298	$ 106,321
56	A_6400020-M&S Gen Office	Operation Supervision and Engineering	850	$ 15	$ -	$ 15	$ -	$ 15	$ 15
57	A_6400100-M&S OS Purchases	Operation Supervision and Engineering	850	$ 108	$ -	$ 108	$ -	$ 108	$ 112
58	A_6790320-Fleet Allocation	Operation Supervision and Engineering	850	$ 40,295	$ -	$ 40,295	$ -	$ 40,295	$ 41,880
59	A_6790321-Stores Allocation	Operation Supervision and Engineering	850	$ (6)	$ -	$ (6)	$ -	$ (6)	$ (6)
60	A_6790322-Small Tools Alloc	Operation Supervision and Engineering	850	$ 12	$ -	$ 12	$ -	$ 12	$ 13
61	A_A6010000-1001/A6010000	Operation Supervision and Engineering	850	$ (1,058)	$ (58)	$ (1,117)	$ 1,117	$ -	$ -
62	A_R6010000-1001/R6010000	Operation Supervision and Engineering	850	$ (477)	$ (26)	$ (503)	$ 503	$ -	$ -
63	A_6018999-Labor Exp Reclass	Operation Supervision and Engineering	850	$ (35,504)	$ (1,952)	$ (37,456)	$ 37,456	$ -	$ -
64	A_6400080-M&S Vehicle Fuel	Operation Supervision and Engineering	850	$ 2	$ -	$ 2	$ -	$ 2	$ 2
65	A_6400500-M&S Parts	Operation Supervision and Engineering	850	$ 22	$ -	$ 22	$ -	$ 22	$ 23
66	A_6500010-Transport-Vehicle	Operation Supervision and Engineering	850	$ 67	$ -	$ 67	$ -	$ 67	$ 69
67	A_6790230-Postage Ship Courier	Operation Supervision and Engineering	850	$ 90	$ -	$ 90	$ -	$ 90	$ 93
68	A_6790800-Other Oper-Misc	Operation Supervision and Engineering	850	$ 5,361	$ -	$ 5,361	$ -	$ 5,361	$ 5,572
69	A_6010110-Labor Exempt ST	System Control and Load Dispatching	851	$ 506,109	$ 68,275	$ 574,383	$ (574,383)	$ -	$ -
70	A_6010130-Labor Exempt NonProd	System Control and Load Dispatching	851	$ 118,301	$ 6,505	$ 124,806	$ (124,806)	$ -	$ -
71	A_6010210-Labor NonExm ST	System Control and Load Dispatching	851	$ 461,875	$ 62,307	$ 524,183	$ (524,183)	$ -	$ -
72	A_6010220-Labor NonExm OT	System Control and Load Dispatching	851	$ 139,078	$ (22,204)	$ 116,874	$ (116,874)	$ -	$ -
73	A_6010230-Labor NonExm NonProd	System Control and Load Dispatching	851	$ 71,289	$ 3,920	$ 75,209	$ (75,209)	$ -	$ -
74	A_6010910-Labor OffCycle Bonus	System Control and Load Dispatching	851	$ 7,628	$ 419	$ 8,048	$ (8,048)	$ -	$ -
75	A_6030010-EE ProfDue Subs Fees	System Control and Load Dispatching	851	$ 2,807	$ -	$ 2,807	$ -	$ 2,807	$ 2,917
76	A_6030040-EE Meals 50% Deduct	System Control and Load Dispatching	851	$ 1,830	$ -	$ 1,830	$ -	$ 1,830	$ 1,902
77	A_6030070-EE Training	System Control and Load Dispatching	851	$ 2,376	$ -	$ 2,376	$ -	$ 2,376	$ 2,470
78	A_6030080-EE Travel Lodging	System Control and Load Dispatching	851	$ 576	$ -	$ 576	$ -	$ 576	$ 599
79	A_6030091-EE Apprec and Gifts	System Control and Load Dispatching	851	$ 5	$ -	$ 5	$ -	$ 5	$ 5
80	A_6030800-EE Miscellaneous	System Control and Load Dispatching	851	$ (8,052)	$ -	$ (8,052)	$ -	$ (8,052)	$ (8,368)
81	A_6100070-Consultants-Mgmt	System Control and Load Dispatching	851	$ 718	$ -	$ 718	$ -	$ 718	$ 746
82	A_6400020-M&S Gen Office	System Control and Load Dispatching	851	$ 410	$ -	$ 410	$ -	$ 410	$ 426
83	A_A6010000-1001/A6010000	System Control and Load Dispatching	851	$ 16,207	$ 891	$ 17,098	$ (17,098)	$ -	$ -
84	A_6018999-Labor Exp Reclass	System Control and Load Dispatching	851	$ (1,989)	$ (109)	$ (2,099)	$ 2,099	$ -	$ -
85	A_6010110-Labor Exempt ST	Compressor Station Labor and Expenses	853	$ 20,986	$ 2,831	$ 23,817	$ (23,817)	$ -	$ -
86	A_6010130-Labor Exempt NonProd	Compressor Station Labor and Expenses	853	$ 3,224	$ 177	$ 3,402	$ (3,402)	$ -	$ -
87	A_6010210-Labor NonExm ST	Compressor Station Labor and Expenses	853	$ 51,177	$ 6,904	$ 58,081	$ (58,081)	$ -	$ -
88	A_6010220-Labor NonExm OT	Compressor Station Labor and Expenses	853	$ 15,210	$ (2,428)	$ 12,782	$ (12,782)	$ -	$ -
89	A_6010230-Labor NonExm NonProd	Compressor Station Labor and Expenses	853	$ 11,569	$ 636	$ 12,205	$ (12,205)	$ -	$ -
90	A_6010910-Labor OffCycle Bonus	Compressor Station Labor and Expenses	853	$ 423	$ 23	$ 446	$ (446)	$ -	$ -
91	A_6030010-EE ProfDue Subs Fees	Compressor Station Labor and Expenses	853	$ 0	$ -	$ 0	$ -	$ 0	$ 0
92	A_6030040-EE Meals 50% Deduct	Compressor Station Labor and Expenses	853	$ 1	$ -	$ 1	$ -	$ 1	$ 1
93	A_6030060-EE Shoes Uniforms	Compressor Station Labor and Expenses	853	$ 1,271	$ -	$ 1,271	$ -	$ 1,271	$ 1,321
94	A_6030070-EE Training	Compressor Station Labor and Expenses	853	$ 195	$ -	$ 195	$ -	$ 195	$ 203
95	A_6030091-EE Apprec and Gifts	Compressor Station Labor and Expenses	853	$ 0	$ -	$ 0	$ -	$ 0	$ 0
96	A_6030800-EE Miscellaneous	Compressor Station Labor and Expenses	853	$ 0	$ -	$ 0	$ -	$ 0	$ 0
97	A_6100070-Consultants-Mgmt	Compressor Station Labor and Expenses	853	$ 58	$ -	$ 58	$ -	$ 58	$ 60
98	A_6790320-Fleet Allocation	Compressor Station Labor and Expenses	853	$ 8,272	$ -	$ 8,272	$ -	$ 8,272	$ 8,597
99	A_6300100-Cost of Natural Gas	Gas for Compressor Station Fuel	854	$ 1,425,536	$ (1,425,536)	$ -	$ -	$ -	$ -
100	A_6030010-EE ProfDue Subs Fees	Other Fuel and Power for Compressor Stations	855	$ 784	$ (784)	$ -	$ -	$ -	$ -
101	A_6300100-Cost of Natural Gas	Other Fuel and Power for Compressor Stations	855	$ 89,046	$ (89,046)	$ -	$ -	$ -	$ -

NMGC Exhibit ECB-5
Page 407 of 596

NEW MEXICO GAS COMPANY, INC.

Operations and Maintenance Summary
Base Period - 12 Months Ending March 31, 2023
Future Test Year - 12 Months Ending September 30, 2025

	A	B	C	V	W	X	Y	Z	AA
3	Description	Account Name	FERC Acct	Total Linkage 1 Period Separately Forecasted Items	Linkage 1 Ending 3/31/2024	Escalated Linkage 2 - Results of Pure Escalation of 1.62%	Total Linkage 2 Period Separately Forecasted Items	Linkage 2 Ending 9/30/2024	Escalated Test Year - Results of Pure Escalation of 2.90%
53	A_6100070-Consultants-Mgmt	Operation Supervision and Engineering	850	$ -	$ 252	$ 256	$ -	$ 256	$ 264
54	A_6100080-Consultants-Other	Operation Supervision and Engineering	850	$ -	$ 69,592	$ 70,722	$ -	$ 70,722	$ 72,772
55	A_6100100-Contractor Services	Operation Supervision and Engineering	850	$ -	$ 106,321	$ 108,046	$ -	$ 108,046	$ 111,179
56	A_6400020-M&S Gen Office	Operation Supervision and Engineering	850	$ -	$ 15	$ 16	$ -	$ 16	$ 16
57	A_6400100-M&S OS Purchases	Operation Supervision and Engineering	850	$ -	$ 112	$ 114	$ -	$ 114	$ 117
58	A_6790320-Fleet Allocation	Operation Supervision and Engineering	850	$ -	$ 41,880	$ 42,559	$ -	$ 42,559	$ 43,793
59	A_6790321-Stores Allocation	Operation Supervision and Engineering	850	$ -	$ (6)	$ (6)	$ -	$ (6)	$ (6)
60	A_6790322-Small Tools Alloc	Operation Supervision and Engineering	850	$ -	$ 13	$ 13	$ -	$ 13	$ 13
61	A_A6010000-1001/A6010000	Operation Supervision and Engineering	850	$ (1,136)	$ (1,136)	$ -	$ (1,156)	$ (1,156)	$ -
62	A_R6010000-1001/R6010000	Operation Supervision and Engineering	850	$ (512)	$ (512)	$ -	$ (520)	$ (520)	$ -
63	A_6018999-Labor Exp Reclass	Operation Supervision and Engineering	850	$ (38,111)	$ (38,111)	$ -	$ (38,767)	$ (38,767)	$ -
64	A_6400080-M&S Vehicle Fuel	Operation Supervision and Engineering	850	$ -	$ 2	$ 2	$ -	$ 2	$ 2
65	A_6400500-M&S Parts	Operation Supervision and Engineering	850	$ -	$ 23	$ 24	$ -	$ 24	$ 24
66	A_6500010-Transport-Vehicle	Operation Supervision and Engineering	850	$ -	$ 69	$ 71	$ -	$ 71	$ 73
67	A_6790230-Postage Ship Courier	Operation Supervision and Engineering	850	$ -	$ 93	$ 95	$ -	$ 95	$ 97
68	A_6790800-Other Oper-Misc	Operation Supervision and Engineering	850	$ -	$ 5,572	$ 5,662	$ -	$ 5,662	$ 5,826
69	A_6010110-Labor Exempt ST	System Control and Load Dispatching	851	$ 584,435	$ 584,435	$ -	$ 594,487	$ 594,487	$ -
70	A_6010130-Labor Exempt NonProd	System Control and Load Dispatching	851	$ 126,990	$ 126,990	$ -	$ 129,174	$ 129,174	$ -
71	A_6010210-Labor NonExm ST	System Control and Load Dispatching	851	$ 533,356	$ 533,356	$ -	$ 542,529	$ 542,529	$ -
72	A_6010220-Labor NonExm OT	System Control and Load Dispatching	851	$ 118,919	$ 118,919	$ -	$ 120,964	$ 120,964	$ -
73	A_6010230-Labor NonExm NonProd	System Control and Load Dispatching	851	$ 76,525	$ 76,525	$ -	$ 77,841	$ 77,841	$ -
74	A_6010910-Labor OffCycle Bonus	System Control and Load Dispatching	851	$ 8,188	$ 8,188	$ -	$ 8,329	$ 8,329	$ -
75	A_6030010-EE ProfDue Subs Fees	System Control and Load Dispatching	851	$ -	$ 2,917	$ 2,965	$ -	$ 2,965	$ 3,050
76	A_6030040-EE Meals 50% Deduct	System Control and Load Dispatching	851	$ -	$ 1,902	$ 1,933	$ -	$ 1,933	$ 1,989
77	A_6030070-EE Training	System Control and Load Dispatching	851	$ -	$ 2,470	$ 2,510	$ -	$ 2,510	$ 2,582
78	A_6030080-EE Travel Lodging	System Control and Load Dispatching	851	$ -	$ 599	$ 608	$ -	$ 608	$ 626
79	A_6030091-EE Apprec and Gifts	System Control and Load Dispatching	851	$ -	$ 5	$ 5	$ -	$ 5	$ 5
80	A_6030800-EE Miscellaneous	System Control and Load Dispatching	851	$ -	$ (8,368)	$ (8,504)	$ -	$ (8,504)	$ (8,751)
81	A_6100070-Consultants-Mgmt	System Control and Load Dispatching	851	$ -	$ 746	$ 758	$ -	$ 758	$ 780
82	A_6400020-M&S Gen Office	System Control and Load Dispatching	851	$ -	$ 426	$ 433	$ -	$ 433	$ 445
83	A_A6010000-1001/A6010000	System Control and Load Dispatching	851	$ 17,397	$ 17,397	$ -	$ 17,697	$ 17,697	$ -
84	A_6018999-Labor Exp Reclass	System Control and Load Dispatching	851	$ (2,136)	$ (2,136)	$ -	$ (2,172)	$ (2,172)	$ -
85	A_6010110-Labor Exempt ST	Compressor Station Labor and Expenses	853	$ 24,233	$ 24,233	$ -	$ 24,650	$ 24,650	$ -
86	A_6010130-Labor Exempt NonProd	Compressor Station Labor and Expenses	853	$ 3,461	$ 3,461	$ -	$ 3,521	$ 3,521	$ -
87	A_6010210-Labor NonExm ST	Compressor Station Labor and Expenses	853	$ 59,097	$ 59,097	$ -	$ 60,114	$ 60,114	$ -
88	A_6010220-Labor NonExm OT	Compressor Station Labor and Expenses	853	$ 13,006	$ 13,006	$ -	$ 13,229	$ 13,229	$ -
89	A_6010230-Labor NonExm NonProd	Compressor Station Labor and Expenses	853	$ 12,419	$ 12,419	$ -	$ 12,632	$ 12,632	$ -
90	A_6010910-Labor OffCycle Bonus	Compressor Station Labor and Expenses	853	$ 454	$ 454	$ -	$ 461	$ 461	$ -
91	A_6030010-EE ProfDue Subs Fees	Compressor Station Labor and Expenses	853	$ -	$ 0	$ 0	$ -	$ 0	$ 0
92	A_6030040-EE Meals 50% Deduct	Compressor Station Labor and Expenses	853	$ -	$ 1	$ 1	$ -	$ 1	$ 1
93	A_6030060-EE Shoes Uniforms	Compressor Station Labor and Expenses	853	$ -	$ 1,321	$ 1,343	$ -	$ 1,343	$ 1,382
94	A_6030070-EE Training	Compressor Station Labor and Expenses	853	$ -	$ 203	$ 206	$ -	$ 206	$ 212
95	A_6030091-EE Apprec and Gifts	Compressor Station Labor and Expenses	853	$ -	$ 0	$ 0	$ -	$ 0	$ 0
96	A_6030800-EE Miscellaneous	Compressor Station Labor and Expenses	853	$ -	$ 0	$ 0	$ -	$ 0	$ 0
97	A_6100070-Consultants-Mgmt	Compressor Station Labor and Expenses	853	$ -	$ 60	$ 61	$ -	$ 61	$ 63
98	A_6790320-Fleet Allocation	Compressor Station Labor and Expenses	853	$ -	$ 8,597	$ 8,737	$ -	$ 8,737	$ 8,990
99	A_6300100-Cost of Natural Gas	Gas for Compressor Station Fuel	854	$ -	$ -	$ -	$ -	$ -	$ -
100	A_6030010-EE ProfDue Subs Fees	Other Fuel and Power for Compressor Stations	855	$ -	$ -	$ -	$ -	$ -	$ -
101	A_6300100-Cost of Natural Gas	Other Fuel and Power for Compressor Stations	855	$ -	$ -	$ -	$ -	$ -	$ -

NMGC Exhibit ECB-5
Page 408 of 596

Sponsored by NMGC Witness Erik C. Buchanan

630 Schedule H-1.3 Test Period

NEW MEXICO GAS COMPANY, INC.

Operations and Maintenance Summary
Base Period - 12 Months Ending March 31, 2023
Future Test Year - 12 Months Ending September 30, 2025

	A	B	C	AB	AC	AD	AE	AF
3	Description	Account Name	FERC Acct	Total Test Period Separately Forecasted Items	10/31/2024	11/30/2024	12/31/2024	1/31/2025
53	A_6100070-Consultants-Mgmt	Operation Supervision and Engineering	850	$ -	$ 22	$ 22	$ 22	$ 22
54	A_6100080-Consultants-Other	Operation Supervision and Engineering	850	$ -	$ 6,064	$ 6,064	$ 6,064	$ 6,064
55	A_6100100-Contractor Services	Operation Supervision and Engineering	850	$ -	$ 9,265	$ 9,265	$ 9,265	$ 9,265
56	A_6400020-M&S Gen Office	Operation Supervision and Engineering	850	$ -	$ 1	$ 1	$ 1	$ 1
57	A_6400100-M&S OS Purchases	Operation Supervision and Engineering	850	$ -	$ 10	$ 10	$ 10	$ 10
58	A_6790320-Fleet Allocation	Operation Supervision and Engineering	850	$ -	$ 3,649	$ 3,649	$ 3,649	$ 3,649
59	A_6790321-Stores Allocation	Operation Supervision and Engineering	850	$ -	$ (1)	$ (1)	$ (1)	$ (1)
60	A_6790322-Small Tools Alloc	Operation Supervision and Engineering	850	$ -	$ 1	$ 1	$ 1	$ 1
61	A_A6010000-1001/A6010000	Operation Supervision and Engineering	850	$ (1,285)	$ (107)	$ (107)	$ (107)	$ (107)
62	A_R6010000-1001/R6010000	Operation Supervision and Engineering	850	$ (579)	$ (48)	$ (48)	$ (48)	$ (48)
63	A_6018999-Labor Exp Reclass	Operation Supervision and Engineering	850	$ (43,119)	$ (3,593)	$ (3,593)	$ (3,593)	$ (3,593)
64	A_6400080-M&S Vehicle Fuel	Operation Supervision and Engineering	850	$ -	$ 0	$ 0	$ 0	$ 0
65	A_6400500-M&S Parts	Operation Supervision and Engineering	850	$ -	$ 2	$ 2	$ 2	$ 2
66	A_6500010-Transport-Vehicle	Operation Supervision and Engineering	850	$ -	$ 6	$ 6	$ 6	$ 6
67	A_6790230-Postage Ship Courier	Operation Supervision and Engineering	850	$ -	$ 8	$ 8	$ 8	$ 8
68	A_6790800-Other Oper-Misc	Operation Supervision and Engineering	850	$ -	$ 486	$ 486	$ 486	$ 486
69	A_6010110-Labor Exempt ST	System Control and Load Dispatching	851	$ 661,228	$ 55,102	$ 55,102	$ 55,102	$ 55,102
70	A_6010130-Labor Exempt NonProd	System Control and Load Dispatching	851	$ 143,676	$ 11,973	$ 11,973	$ 11,973	$ 11,973
71	A_6010210-Labor NonExm ST	System Control and Load Dispatching	851	$ 603,437	$ 50,286	$ 50,286	$ 50,286	$ 50,286
72	A_6010220-Labor NonExm OT	System Control and Load Dispatching	851	$ 134,544	$ 11,212	$ 11,212	$ 11,212	$ 11,212
73	A_6010230-Labor NonExm NonProd	System Control and Load Dispatching	851	$ 86,580	$ 7,215	$ 7,215	$ 7,215	$ 7,215
74	A_6010910-Labor OffCycle Bonus	System Control and Load Dispatching	851	$ 9,264	$ 772	$ 772	$ 772	$ 772
75	A_6030010-EE ProfDue Subs Fees	System Control and Load Dispatching	851	$ -	$ 254	$ 254	$ 254	$ 254
76	A_6030040-EE Meals 50% Deduct	System Control and Load Dispatching	851	$ -	$ 166	$ 166	$ 166	$ 166
77	A_6030070-EE Training	System Control and Load Dispatching	851	$ -	$ 215	$ 215	$ 215	$ 215
78	A_6030080-EE Travel Lodging	System Control and Load Dispatching	851	$ -	$ 52	$ 52	$ 52	$ 52
79	A_6030091-EE Apprec and Gifts	System Control and Load Dispatching	851	$ -	$ 0	$ 0	$ 0	$ 0
80	A_6030800-EE Miscellaneous	System Control and Load Dispatching	851	$ -	$ (729)	$ (729)	$ (729)	$ (729)
81	A_6100070-Consultants-Mgmt	System Control and Load Dispatching	851	$ -	$ 65	$ 65	$ 65	$ 65
82	A_6400020-M&S Gen Office	System Control and Load Dispatching	851	$ -	$ 37	$ 37	$ 37	$ 37
83	A_A6010000-1001/A6010000	System Control and Load Dispatching	851	$ 19,683	$ 1,640	$ 1,640	$ 1,640	$ 1,640
84	A_6018999-Labor Exp Reclass	System Control and Load Dispatching	851	$ (2,416)	$ (201)	$ (201)	$ (201)	$ (201)
85	A_6010110-Labor Exempt ST	Compressor Station Labor and Expenses	853	$ 27,417	$ 2,285	$ 2,285	$ 2,285	$ 2,285
86	A_6010130-Labor Exempt NonProd	Compressor Station Labor and Expenses	853	$ 3,916	$ 326	$ 326	$ 326	$ 326
87	A_6010210-Labor NonExm ST	Compressor Station Labor and Expenses	853	$ 66,862	$ 5,572	$ 5,572	$ 5,572	$ 5,572
88	A_6010220-Labor NonExm OT	Compressor Station Labor and Expenses	853	$ 14,715	$ 1,226	$ 1,226	$ 1,226	$ 1,226
89	A_6010230-Labor NonExm NonProd	Compressor Station Labor and Expenses	853	$ 14,051	$ 1,171	$ 1,171	$ 1,171	$ 1,171
90	A_6010910-Labor OffCycle Bonus	Compressor Station Labor and Expenses	853	$ 513	$ 43	$ 43	$ 43	$ 43
91	A_6030010-EE ProfDue Subs Fees	Compressor Station Labor and Expenses	853	$ -	$ 0	$ 0	$ 0	$ 0
92	A_6030040-EE Meals 50% Deduct	Compressor Station Labor and Expenses	853	$ -	$ 0	$ 0	$ 0	$ 0
93	A_6030060-EE Shoes Uniforms	Compressor Station Labor and Expenses	853	$ -	$ 115	$ 115	$ 115	$ 115
94	A_6030070-EE Training	Compressor Station Labor and Expenses	853	$ -	$ 18	$ 18	$ 18	$ 18
95	A_6030091-EE Apprec and Gifts	Compressor Station Labor and Expenses	853	$ -	$ 0	$ 0	$ 0	$ 0
96	A_6030800-EE Miscellaneous	Compressor Station Labor and Expenses	853	$ -	$ 0	$ 0	$ 0	$ 0
97	A_6100070-Consultants-Mgmt	Compressor Station Labor and Expenses	853	$ -	$ 5	$ 5	$ 5	$ 5
98	A_6790320-Fleet Allocation	Compressor Station Labor and Expenses	853	$ -	$ 749	$ 749	$ 749	$ 749
99	A_6300100-Cost of Natural Gas	Gas for Compressor Station Fuel	854	$ -	$ -	$ -	$ -	$ -
100	A_6030010-EE ProfDue Subs Fees	Other Fuel and Power for Compressor Stations	855	$ -	$ -	$ -	$ -	$ -
101	A_6300100-Cost of Natural Gas	Other Fuel and Power for Compressor Stations	855	$ -	$ -	$ -	$ -	$ -

NMGC Exhibit ECB-5
Page 409 of 596

Sponsored by NMGC Witness Erik C. Buchanan

630 Schedule H-1.3 Test Period

NEW MEXICO GAS COMPANY, INC.

Operations and Maintenance Summary
Base Period - 12 Months Ending March 31, 2023
Future Test Year - 12 Months Ending September 30, 2025

	A	B	C	AG	AH	AI	AJ	AK
3	Description	Account Name	FERC Acct	2/28/2025	3/31/2025	4/30/2025	5/31/2025	6/30/2025
53	A_6100070-Consultants-Mgmt	Operation Supervision and Engineering	850	$ 22	$ 22	$ 22	$ 22	$ 22
54	A_6100080-Consultants-Other	Operation Supervision and Engineering	850	$ 6,064	$ 6,064	$ 6,064	$ 6,064	$ 6,064
55	A_6100100-Contractor Services	Operation Supervision and Engineering	850	$ 9,265	$ 9,265	$ 9,265	$ 9,265	$ 9,265
56	A_6400020-M&S Gen Office	Operation Supervision and Engineering	850	$ 1	$ 1	$ 1	$ 1	$ 1
57	A_6400100-M&S OS Purchases	Operation Supervision and Engineering	850	$ 10	$ 10	$ 10	$ 10	$ 10
58	A_6790320-Fleet Allocation	Operation Supervision and Engineering	850	$ 3,649	$ 3,649	$ 3,649	$ 3,649	$ 3,649
59	A_6790321-Stores Allocation	Operation Supervision and Engineering	850	$ (1)	$ (1)	$ (1)	$ (1)	$ (1)
60	A_6790322-Small Tools Alloc	Operation Supervision and Engineering	850	$ 1	$ 1	$ 1	$ 1	$ 1
61	A_A6010000-1001/A6010000	Operation Supervision and Engineering	850	$ (107)	$ (107)	$ (107)	$ (107)	$ (107)
62	A_R6010000-1001/R6010000	Operation Supervision and Engineering	850	$ (48)	$ (48)	$ (48)	$ (48)	$ (48)
63	A_6018999-Labor Exp Reclass	Operation Supervision and Engineering	850	$ (3,593)	$ (3,593)	$ (3,593)	$ (3,593)	$ (3,593)
64	A_6400080-M&S Vehicle Fuel	Operation Supervision and Engineering	850	$ 0	$ 0	$ 0	$ 0	$ 0
65	A_6400500-M&S Parts	Operation Supervision and Engineering	850	$ 2	$ 2	$ 2	$ 2	$ 2
66	A_6500010-Transport-Vehicle	Operation Supervision and Engineering	850	$ 6	$ 6	$ 6	$ 6	$ 6
67	A_6790230-Postage Ship Courier	Operation Supervision and Engineering	850	$ 8	$ 8	$ 8	$ 8	$ 8
68	A_6790800-Other Oper-Misc	Operation Supervision and Engineering	850	$ 486	$ 486	$ 486	$ 486	$ 486
69	A_6010110-Labor Exempt ST	System Control and Load Dispatching	851	$ 55,102	$ 55,102	$ 55,102	$ 55,102	$ 55,102
70	A_6010130-Labor Exempt NonProd	System Control and Load Dispatching	851	$ 11,973	$ 11,973	$ 11,973	$ 11,973	$ 11,973
71	A_6010210-Labor NonExm ST	System Control and Load Dispatching	851	$ 50,286	$ 50,286	$ 50,286	$ 50,286	$ 50,286
72	A_6010220-Labor NonExm OT	System Control and Load Dispatching	851	$ 11,212	$ 11,212	$ 11,212	$ 11,212	$ 11,212
73	A_6010230-Labor NonExm NonProd	System Control and Load Dispatching	851	$ 7,215	$ 7,215	$ 7,215	$ 7,215	$ 7,215
74	A_6010910-Labor OffCycle Bonus	System Control and Load Dispatching	851	$ 772	$ 772	$ 772	$ 772	$ 772
75	A_6030010-EE ProfDue Subs Fees	System Control and Load Dispatching	851	$ 254	$ 254	$ 254	$ 254	$ 254
76	A_6030040-EE Meals 50% Deduct	System Control and Load Dispatching	851	$ 166	$ 166	$ 166	$ 166	$ 166
77	A_6030070-EE Training	System Control and Load Dispatching	851	$ 215	$ 215	$ 215	$ 215	$ 215
78	A_6030080-EE Travel Lodging	System Control and Load Dispatching	851	$ 52	$ 52	$ 52	$ 52	$ 52
79	A_6030091-EE Apprec and Gifts	System Control and Load Dispatching	851	$ 0	$ 0	$ 0	$ 0	$ 0
80	A_6030800-EE Miscellaneous	System Control and Load Dispatching	851	$ (729)	$ (729)	$ (729)	$ (729)	$ (729)
81	A_6100070-Consultants-Mgmt	System Control and Load Dispatching	851	$ 65	$ 65	$ 65	$ 65	$ 65
82	A_6400020-M&S Gen Office	System Control and Load Dispatching	851	$ 37	$ 37	$ 37	$ 37	$ 37
83	A_A6010000-1001/A6010000	System Control and Load Dispatching	851	$ 1,640	$ 1,640	$ 1,640	$ 1,640	$ 1,640
84	A_6018999-Labor Exp Reclass	System Control and Load Dispatching	851	$ (201)	$ (201)	$ (201)	$ (201)	$ (201)
85	A_6010110-Labor Exempt ST	Compressor Station Labor and Expenses	853	$ 2,285	$ 2,285	$ 2,285	$ 2,285	$ 2,285
86	A_6010130-Labor Exempt NonProd	Compressor Station Labor and Expenses	853	$ 326	$ 326	$ 326	$ 326	$ 326
87	A_6010210-Labor NonExm ST	Compressor Station Labor and Expenses	853	$ 5,572	$ 5,572	$ 5,572	$ 5,572	$ 5,572
88	A_6010220-Labor NonExm OT	Compressor Station Labor and Expenses	853	$ 1,226	$ 1,226	$ 1,226	$ 1,226	$ 1,226
89	A_6010230-Labor NonExm NonProd	Compressor Station Labor and Expenses	853	$ 1,171	$ 1,171	$ 1,171	$ 1,171	$ 1,171
90	A_6010910-Labor OffCycle Bonus	Compressor Station Labor and Expenses	853	$ 43	$ 43	$ 43	$ 43	$ 43
91	A_6030010-EE ProfDue Subs Fees	Compressor Station Labor and Expenses	853	$ 0	$ 0	$ 0	$ 0	$ 0
92	A_6030040-EE Meals 50% Deduct	Compressor Station Labor and Expenses	853	$ 0	$ 0	$ 0	$ 0	$ 0
93	A_6030060-EE Shoes Uniforms	Compressor Station Labor and Expenses	853	$ 115	$ 115	$ 115	$ 115	$ 115
94	A_6030070-EE Training	Compressor Station Labor and Expenses	853	$ 18	$ 18	$ 18	$ 18	$ 18
95	A_6030091-EE Apprec and Gifts	Compressor Station Labor and Expenses	853	$ 0	$ 0	$ 0	$ 0	$ 0
96	A_6030800-EE Miscellaneous	Compressor Station Labor and Expenses	853	$ 0	$ 0	$ 0	$ 0	$ 0
97	A_6100070-Consultants-Mgmt	Compressor Station Labor and Expenses	853	$ 5	$ 5	$ 5	$ 5	$ 5
98	A_6790320-Fleet Allocation	Compressor Station Labor and Expenses	853	$ 749	$ 749	$ 749	$ 749	$ 749
99	A_6300100-Cost of Natural Gas	Gas for Compressor Station Fuel	854	$ -	$ -	$ -	$ -	$ -
100	A_6030010-EE ProfDue Subs Fees	Other Fuel and Power for Compressor Stations	855	$ -	$ -	$ -	$ -	$ -
101	A_6300100-Cost of Natural Gas	Other Fuel and Power for Compressor Stations	855	$ -	$ -	$ -	$ -	$ -

NMGC Exhibit ECB-5
Page 410 of 596

NEW MEXICO GAS COMPANY, INC.

Operations and Maintenance Summary
Base Period - 12 Months Ending March 31, 2023
Future Test Year - 12 Months Ending September 30, 2025

	A	B	C	AL	AM	AN	AO
3	Description	Account Name	FERC Acct	7/31/2025	8/31/2025	9/30/2025	Future Test Year Ending 9/30/2025
53	A_6100070-Consultants-Mgmt	Operation Supervision and Engineering	850	$ 22	$ 22	$ 22	$ 264
54	A_6100080-Consultants-Other	Operation Supervision and Engineering	850	$ 6,064	$ 6,064	$ 6,064	$ 72,772
55	A_6100100-Contractor Services	Operation Supervision and Engineering	850	$ 9,265	$ 9,265	$ 9,265	$ 111,179
56	A_6400020-M&S Gen Office	Operation Supervision and Engineering	850	$ 1	$ 1	$ 1	$ 16
57	A_6400100-M&S OS Purchases	Operation Supervision and Engineering	850	$ 10	$ 10	$ 10	$ 117
58	A_6790320-Fleet Allocation	Operation Supervision and Engineering	850	$ 3,649	$ 3,649	$ 3,649	$ 43,793
59	A_6790321-Stores Allocation	Operation Supervision and Engineering	850	$ (1)	$ (1)	$ (1)	$ (6)
60	A_6790322-Small Tools Alloc	Operation Supervision and Engineering	850	$ 1	$ 1	$ 1	$ 13
61	A_A6010000-1001/A6010000	Operation Supervision and Engineering	850	$ (107)	$ (107)	$ (107)	$ (1,285)
62	A_R6010000-1001/R6010000	Operation Supervision and Engineering	850	$ (48)	$ (48)	$ (48)	$ (579)
63	A_6018999-Labor Exp Reclass	Operation Supervision and Engineering	850	$ (3,593)	$ (3,593)	$ (3,593)	$ (43,119)
64	A_6400080-M&S Vehicle Fuel	Operation Supervision and Engineering	850	$ 0	$ 0	$ 0	$ 2
65	A_6400500-M&S Parts	Operation Supervision and Engineering	850	$ 2	$ 2	$ 2	$ 24
66	A_6500010-Transport-Vehicle	Operation Supervision and Engineering	850	$ 6	$ 6	$ 6	$ 73
67	A_6790230-Postage Ship Courier	Operation Supervision and Engineering	850	$ 8	$ 8	$ 8	$ 97
68	A_6790800-Other Oper-Misc	Operation Supervision and Engineering	850	$ 486	$ 486	$ 486	$ 5,826
69	A_6010110-Labor Exempt ST	System Control and Load Dispatching	851	$ 55,102	$ 55,102	$ 55,102	$ 661,228
70	A_6010130-Labor Exempt NonProd	System Control and Load Dispatching	851	$ 11,973	$ 11,973	$ 11,973	$ 143,676
71	A_6010210-Labor NonExm ST	System Control and Load Dispatching	851	$ 50,286	$ 50,286	$ 50,286	$ 603,437
72	A_6010220-Labor NonExm OT	System Control and Load Dispatching	851	$ 11,212	$ 11,212	$ 11,212	$ 134,544
73	A_6010230-Labor NonExm NonProd	System Control and Load Dispatching	851	$ 7,215	$ 7,215	$ 7,215	$ 86,580
74	A_6010910-Labor OffCycle Bonus	System Control and Load Dispatching	851	$ 772	$ 772	$ 772	$ 9,264
75	A_6030010-EE ProfDue Subs Fees	System Control and Load Dispatching	851	$ 254	$ 254	$ 254	$ 3,050
76	A_6030040-EE Meals 50% Deduct	System Control and Load Dispatching	851	$ 166	$ 166	$ 166	$ 1,989
77	A_6030070-EE Training	System Control and Load Dispatching	851	$ 215	$ 215	$ 215	$ 2,582
78	A_6030080-EE Travel Lodging	System Control and Load Dispatching	851	$ 52	$ 52	$ 52	$ 626
79	A_6030091-EE Apprec and Gifts	System Control and Load Dispatching	851	$ 0	$ 0	$ 0	$ 5
80	A_6030800-EE Miscellaneous	System Control and Load Dispatching	851	$ (729)	$ (729)	$ (729)	$ (8,751)
81	A_6100070-Consultants-Mgmt	System Control and Load Dispatching	851	$ 65	$ 65	$ 65	$ 780
82	A_6400020-M&S Gen Office	System Control and Load Dispatching	851	$ 37	$ 37	$ 37	$ 445
83	A_A6010000-1001/A6010000	System Control and Load Dispatching	851	$ 1,640	$ 1,640	$ 1,640	$ 19,683
84	A_6018999-Labor Exp Reclass	System Control and Load Dispatching	851	$ (201)	$ (201)	$ (201)	$ (2,416)
85	A_6010110-Labor Exempt ST	Compressor Station Labor and Expenses	853	$ 2,285	$ 2,285	$ 2,285	$ 27,417
86	A_6010130-Labor Exempt NonProd	Compressor Station Labor and Expenses	853	$ 326	$ 326	$ 326	$ 3,916
87	A_6010210-Labor NonExm ST	Compressor Station Labor and Expenses	853	$ 5,572	$ 5,572	$ 5,572	$ 66,862
88	A_6010220-Labor NonExm OT	Compressor Station Labor and Expenses	853	$ 1,226	$ 1,226	$ 1,226	$ 14,715
89	A_6010230-Labor NonExm NonProd	Compressor Station Labor and Expenses	853	$ 1,171	$ 1,171	$ 1,171	$ 14,051
90	A_6010910-Labor OffCycle Bonus	Compressor Station Labor and Expenses	853	$ 43	$ 43	$ 43	$ 513
91	A_6030010-EE ProfDue Subs Fees	Compressor Station Labor and Expenses	853	$ 0	$ 0	$ 0	$ 0
92	A_6030040-EE Meals 50% Deduct	Compressor Station Labor and Expenses	853	$ 0	$ 0	$ 0	$ 1
93	A_6030060-EE Shoes Uniforms	Compressor Station Labor and Expenses	853	$ 115	$ 115	$ 115	$ 1,382
94	A_6030070-EE Training	Compressor Station Labor and Expenses	853	$ 18	$ 18	$ 18	$ 212
95	A_6030091-EE Apprec and Gifts	Compressor Station Labor and Expenses	853	$ 0	$ 0	$ 0	$ 0
96	A_6030800-EE Miscellaneous	Compressor Station Labor and Expenses	853	$ 0	$ 0	$ 0	$ 0
97	A_6100070-Consultants-Mgmt	Compressor Station Labor and Expenses	853	$ 5	$ 5	$ 5	$ 63
98	A_6790320-Fleet Allocation	Compressor Station Labor and Expenses	853	$ 749	$ 749	$ 749	$ 8,990
99	A_6300100-Cost of Natural Gas	Gas for Compressor Station Fuel	854	$ -	$ -	$ -	$ -
100	A_6030010-EE ProfDue Subs Fees	Other Fuel and Power for Compressor Stations	855	$ -	$ -	$ -	$ -
101	A_6300100-Cost of Natural Gas	Other Fuel and Power for Compressor Stations	855	$ -	$ -	$ -	$ -

NMGC Exhibit ECB-5
Page 411 of 596

Sponsored by NMGC Witness Erik C. Buchanan

630 Schedule H-1.3 Test Period

NEW MEXICO GAS COMPANY, INC.

Operations and Maintenance Summary
Base Period - 12 Months Ending March 31, 2023
Future Test Year - 12 Months Ending September 30, 2025

	A	B	C	D	E	F	G	H	I
3	Description	Account Name	FERC Acct	4/30/2022	5/31/2022	6/30/2022	7/31/2022	8/31/2022	9/30/2022
102	A_6010110-Labor Exempt ST	Mains Expenses	856	$ 60	$ -	$ 106	$ -	$ -	$ 372
103	A_6010130-Labor Exempt NonProd	Mains Expenses	856	$ 11	$ -	$ 32	$ -	$ -	$ 71
104	A_6010210-Labor NonExm ST	Mains Expenses	856	$ 454	$ -	$ 476	$ -	$ -	$ 995
105	A_6010220-Labor NonExm OT	Mains Expenses	856	$ 80	$ -	$ 75	$ -	$ -	$ 362
106	A_6010230-Labor NonExm NonProd	Mains Expenses	856	$ 94	$ -	$ 109	$ -	$ -	$ 373
107	A_6010910-Labor OffCycle Bonus	Mains Expenses	856	$ 0	$ -	$ -	$ -	$ -	$ -
108	A_6030010-EE ProfDue Subs Fees	Mains Expenses	856	$ -	$ -	$ -	$ -	$ -	$ -
109	A_6030040-EE Meals 50% Deduct	Mains Expenses	856	$ 140	$ -	$ -	$ -	$ 45	$ -
110	A_6030060-EE Shoes Uniforms	Mains Expenses	856	$ -	$ -	$ -	$ -	$ -	$ 1
111	A_6030070-EE Training	Mains Expenses	856	$ -	$ -	$ -	$ -	$ -	$ 0
112	A_6030080-EE Travel Lodging	Mains Expenses	856	$ -	$ -	$ -	$ -	$ 194	$ -
113	A_6030800-EE Miscellaneous	Mains Expenses	856	$ -	$ -	$ 0	$ -	$ 10	$ -
114	A_6100070-Consultants-Mgmt	Mains Expenses	856	$ 0	$ -	$ -	$ -	$ -	$ -
115	A_6100080-Consultants-Other	Mains Expenses	856	$ 129,631	$ 1,469	$ 9,458	$ 32	$ 292	$ 3,583
116	A_6100100-Contractor Services	Mains Expenses	856	$ (101,500)	$ 305	$ 104,256	$ 31,599	$ (2,095)	$ 10,811
117	A_6400100-M&S OS Purchases	Mains Expenses	856	$ -	$ -	$ -	$ -	$ -	$ -
118	A_6400500-M&S Parts	Mains Expenses	856	$ -	$ -	$ -	$ -	$ -	$ -
119	A_6401000-M&S Inven Issue	Mains Expenses	856	$ -	$ -	$ 8,921	$ -	$ 15	$ 221
120	A_6790230-Postage Ship Courier	Mains Expenses	856	$ -	$ -	$ 281	$ -	$ -	$ -
121	A_6790320-Fleet Allocation	Mains Expenses	856	$ 53	$ -	$ 125	$ -	$ -	$ 227
122	A_6790321-Stores Allocation	Mains Expenses	856	$ -	$ -	$ 1,019	$ -	$ 1	$ 9
123	A_6790322-Small Tools Alloc	Mains Expenses	856	$ -	$ -	$ 359	$ -	$ 1	$ 3
124	A_6790800-Other Oper-Misc	Mains Expenses	856	$ 5,552	$ -	$ 1,239	$ -	$ 307	$ -
125	A_A6010000-1001/A6010000	Mains Expenses	856	$ -	$ -	$ 0	$ -	$ -	$ 20
126	A_R6010000-1001/R6010000	Mains Expenses	856	$ -	$ -	$ -	$ -	$ -	$ 3
127	A_6018999-Labor Exp Reclass	Mains Expenses	856	$ -	$ -	$ -	$ -	$ -	$ -
128	A_6030050-EE Mileage	Mains Expenses	856	$ -	$ -	$ 134	$ -	$ -	$ -
129	A_6100040-Consultants-Engineer	Mains Expenses	856	$ -	$ -	$ -	$ -	$ -	$ -
130	A_6108999-OutSvc Exp Reclass	Mains Expenses	856	$ -	$ -	$ -	$ -	$ -	$ -
131	A_6500010-Transport-Vehicle	Mains Expenses	856	$ -	$ -	$ -	$ -	$ -	$ -
132	A_6790210-Permitting	Mains Expenses	856	$ -	$ -	$ -	$ -	$ -	$ -
133	A_6010110-Labor Exempt ST	Measuring and Regulating Station Expenses	857	$ 274	$ 423	$ 314	$ -	$ -	$ 50
134	A_6010130-Labor Exempt NonProd	Measuring and Regulating Station Expenses	857	$ 51	$ 60	$ 44	$ -	$ -	$ 18
135	A_6010210-Labor NonExm ST	Measuring and Regulating Station Expenses	857	$ 2,077	$ 3,085	$ 1,563	$ -	$ -	$ 422
136	A_6010220-Labor NonExm OT	Measuring and Regulating Station Expenses	857	$ 367	$ 603	$ 331	$ -	$ -	$ 94
137	A_6010230-Labor NonExm NonProd	Measuring and Regulating Station Expenses	857	$ 429	$ 176	$ 371	$ -	$ -	$ 95
138	A_6010910-Labor OffCycle Bonus	Measuring and Regulating Station Expenses	857	$ 0	$ -	$ -	$ -	$ -	$ -
139	A_6030040-EE Meals 50% Deduct	Measuring and Regulating Station Expenses	857	$ -	$ 172	$ 20	$ -	$ 165	$ 30
140	A_6030060-EE Shoes Uniforms	Measuring and Regulating Station Expenses	857	$ -	$ 8	$ 5	$ -	$ -	$ -
141	A_6030070-EE Training	Measuring and Regulating Station Expenses	857	$ -	$ 25	$ -	$ -	$ -	$ 0
142	A_6030080-EE Travel Lodging	Measuring and Regulating Station Expenses	857	$ -	$ 580	$ 124	$ -	$ -	$ 139
143	A_6030091-EE Apprec and Gifts	Measuring and Regulating Station Expenses	857	$ -	$ 0	$ -	$ -	$ -	$ -
144	A_6030800-EE Miscellaneous	Measuring and Regulating Station Expenses	857	$ -	$ 0	$ 0	$ -	$ -	$ 1,945
145	A_6100070-Consultants-Mgmt	Measuring and Regulating Station Expenses	857	$ 0	$ -	$ -	$ -	$ -	$ -
146	A_6100080-Consultants-Other	Measuring and Regulating Station Expenses	857	$ (398)	$ 1,440	$ 4,001	$ 4,024	$ 4,290	$ 7,105
147	A_6100100-Contractor Services	Measuring and Regulating Station Expenses	857	$ -	$ -	$ -	$ -	$ (117)	$ -
148	A_6400080-M&S Vehicle Fuel	Measuring and Regulating Station Expenses	857	$ -	$ 439	$ -	$ -	$ -	$ -
149	A_6400100-M&S OS Purchases	Measuring and Regulating Station Expenses	857	$ 8,189	$ 56	$ 2,783	$ 5,687	$ 7,148	$ (1,785)
150	A_6400500-M&S Parts	Measuring and Regulating Station Expenses	857	$ -	$ -	$ -	$ -	$ -	$ -

NMGC Exhibit ECB-5
Page 412 of 596

NEW MEXICO GAS COMPANY, INC.

Operations and Maintenance Summary
Base Period - 12 Months Ending March 31, 2023
Future Test Year - 12 Months Ending September 30, 2025

	A	B	C	J	K	L	M	N	O
3	Description	Account Name	FERC Acct	10/31/2022	11/30/2022	12/31/2022	1/31/2023	2/28/2023	3/31/2023
102	A_6010110-Labor Exempt ST	Mains Expenses	856	$ -	$ 91	$ 2,399	$ 1,783	$ 4,260	$ 3,865
103	A_6010130-Labor Exempt NonProd	Mains Expenses	856	$ -	$ 40	$ 2,397	$ 472	$ 962	$ 486
104	A_6010210-Labor NonExm ST	Mains Expenses	856	$ -	$ 825	$ 23,363	$ 10,705	$ 19,184	$ 15,933
105	A_6010220-Labor NonExm OT	Mains Expenses	856	$ -	$ 213	$ 8,548	$ 3,625	$ 4,232	$ 5,221
106	A_6010230-Labor NonExm NonProd	Mains Expenses	856	$ -	$ 159	$ 10,867	$ 2,694	$ 1,858	$ 1,623
107	A_6010910-Labor OffCycle Bonus	Mains Expenses	856	$ -	$ -	$ -	$ 104	$ -	$ -
108	A_6030010-EE ProfDue Subs Fees	Mains Expenses	856	$ -	$ -	$ 1,075	$ -	$ -	$ -
109	A_6030040-EE Meals 50% Deduct	Mains Expenses	856	$ -	$ 220	$ 140	$ 160	$ 869	$ 214
110	A_6030060-EE Shoes Uniforms	Mains Expenses	856	$ -	$ -	$ -	$ 1,836	$ -	$ 43
111	A_6030070-EE Training	Mains Expenses	856	$ -	$ 1	$ 83	$ 191	$ (51)	$ -
112	A_6030080-EE Travel Lodging	Mains Expenses	856	$ -	$ 276	$ -	$ -	$ 2,868	$ -
113	A_6030800-EE Miscellaneous	Mains Expenses	856	$ -	$ -	$ -	$ -	$ 44	$ 22
114	A_6100070-Consultants-Mgmt	Mains Expenses	856	$ -	$ 5	$ 129	$ -	$ -	$ -
115	A_6100080-Consultants-Other	Mains Expenses	856	$ 2,535	$ -	$ 91,297	$ 302	$ -	$ 97,691
116	A_6100100-Contractor Services	Mains Expenses	856	$ 9,550	$ 173,038	$ 200,605	$ 15	$ 175,896	$ 459,052
117	A_6400100-M&S OS Purchases	Mains Expenses	856	$ -	$ -	$ -	$ 191	$ 1,185	$ 326
118	A_6400500-M&S Parts	Mains Expenses	856	$ -	$ -	$ 114	$ -	$ -	$ -
119	A_6401000-M&S Inven Issue	Mains Expenses	856	$ 197	$ -	$ -	$ -	$ -	$ -
120	A_6790230-Postage Ship Courier	Mains Expenses	856	$ -	$ -	$ -	$ -	$ -	$ -
121	A_6790320-Fleet Allocation	Mains Expenses	856	$ -	$ 97	$ 3,850	$ 2,447	$ 4,192	$ 2,648
122	A_6790321-Stores Allocation	Mains Expenses	856	$ 15	$ -	$ -	$ 23	$ 50	$ 20
123	A_6790322-Small Tools Alloc	Mains Expenses	856	$ 11	$ -	$ -	$ 15	$ 89	$ 7
124	A_6790800-Other Oper-Misc	Mains Expenses	856	$ 6,134	$ -	$ 5,714	$ -	$ -	$ -
125	A_A6010000-1001/A6010000	Mains Expenses	856	$ -	$ 2	$ 38	$ -	$ 100	$ 124
126	A_R6010000-1001/R6010000	Mains Expenses	856	$ -	$ -	$ -	$ -	$ -	$ -
127	A_6018999-Labor Exp Reclass	Mains Expenses	856	$ -	$ -	$ 4,002	$ -	$ -	$ -
128	A_6030050-EE Mileage	Mains Expenses	856	$ -	$ -	$ -	$ -	$ -	$ -
129	A_6100040-Consultants-Engineer	Mains Expenses	856	$ -	$ -	$ -	$ -	$ 24,600	$ 886
130	A_6108999-OutSvc Exp Reclass	Mains Expenses	856	$ -	$ -	$ 26,096	$ -	$ -	$ -
131	A_6500010-Transport-Vehicle	Mains Expenses	856	$ -	$ -	$ -	$ -	$ 15	$ -
132	A_6790210-Permitting	Mains Expenses	856	$ -	$ -	$ -	$ -	$ -	$ 492
133	A_6010110-Labor Exempt ST	Measuring and Regulating Station Expenses	857	$ -	$ 47	$ -	$ -	$ -	$ 45
134	A_6010130-Labor Exempt NonProd	Measuring and Regulating Station Expenses	857	$ -	$ 5	$ -	$ -	$ -	$ 22
135	A_6010210-Labor NonExm ST	Measuring and Regulating Station Expenses	857	$ -	$ 295	$ -	$ -	$ -	$ 647
136	A_6010220-Labor NonExm OT	Measuring and Regulating Station Expenses	857	$ -	$ 122	$ -	$ -	$ -	$ 167
137	A_6010230-Labor NonExm NonProd	Measuring and Regulating Station Expenses	857	$ -	$ 19	$ -	$ -	$ -	$ 70
138	A_6010910-Labor OffCycle Bonus	Measuring and Regulating Station Expenses	857	$ -	$ -	$ -	$ -	$ -	$ -
139	A_6030040-EE Meals 50% Deduct	Measuring and Regulating Station Expenses	857	$ -	$ 54	$ 17	$ -	$ -	$ 128
140	A_6030060-EE Shoes Uniforms	Measuring and Regulating Station Expenses	857	$ -	$ 126	$ -	$ -	$ -	$ 2
141	A_6030070-EE Training	Measuring and Regulating Station Expenses	857	$ -	$ 0	$ 7	$ -	$ -	$ -
142	A_6030080-EE Travel Lodging	Measuring and Regulating Station Expenses	857	$ -	$ -	$ 181	$ -	$ -	$ -
143	A_6030091-EE Apprec and Gifts	Measuring and Regulating Station Expenses	857	$ -	$ -	$ -	$ -	$ -	$ -
144	A_6030800-EE Miscellaneous	Measuring and Regulating Station Expenses	857	$ -	$ -	$ -	$ -	$ -	$ -
145	A_6100070-Consultants-Mgmt	Measuring and Regulating Station Expenses	857	$ -	$ 2	$ -	$ -	$ -	$ -
146	A_6100080-Consultants-Other	Measuring and Regulating Station Expenses	857	$ 256	$ (256)	$ 1,743	$ 5,906	$ -	$ 1,871
147	A_6100100-Contractor Services	Measuring and Regulating Station Expenses	857	$ -	$ -	$ -	$ 1,271	$ -	$ 50
148	A_6400080-M&S Vehicle Fuel	Measuring and Regulating Station Expenses	857	$ -	$ 12	$ -	$ -	$ 19	$ -
149	A_6400100-M&S OS Purchases	Measuring and Regulating Station Expenses	857	$ 10,219	$ 838	$ 10,209	$ 132	$ 12,084	$ 9,874
150	A_6400500-M&S Parts	Measuring and Regulating Station Expenses	857	$ -	$ -	$ -	$ -	$ -	$ 157

NMGC Exhibit ECB-5
Page 413 of 596

NEW MEXICO GAS COMPANY, INC.

Operations and Maintenance Summary
Base Period - 12 Months Ending March 31, 2023
Future Test Year - 12 Months Ending September 30, 2025

	A	B	C	P	Q	R	S	T	U
3	Description	Account Name	FERC Acct	Total Company Unadjusted Base Period Ending 3/31/2023	Base Period Adjustments	Adjusted Base Period	Removal of Separately Forecasted Items (To be added back Later)	Remaining Base Period O&M to be Escalated	Escalated Linkage 1 - Results of Pure Escalation of 3.93%
102	A_6010110-Labor Exempt ST	Mains Expenses	856	$ 12,936	$ 1,745	$ 14,681	$ (14,681)	$ -	$ -
103	A_6010130-Labor Exempt NonProd	Mains Expenses	856	$ 4,472	$ 246	$ 4,718	$ (4,718)	$ -	$ -
104	A_6010210-Labor NonExm ST	Mains Expenses	856	$ 71,933	$ 9,704	$ 81,637	$ (81,637)	$ -	$ -
105	A_6010220-Labor NonExm OT	Mains Expenses	856	$ 22,357	$ (3,569)	$ 18,788	$ (18,788)	$ -	$ -
106	A_6010230-Labor NonExm NonProd	Mains Expenses	856	$ 17,777	$ 977	$ 18,755	$ (18,755)	$ -	$ -
107	A_6010910-Labor OffCycle Bonus	Mains Expenses	856	$ 104	$ 6	$ 109	$ (109)	$ -	$ -
108	A_6030010-EE ProfDue Subs Fees	Mains Expenses	856	$ 1,075	$ -	$ 1,075	$ -	$ 1,075	$ 1,117
109	A_6030040-EE Meals 50% Deduct	Mains Expenses	856	$ 1,788	$ -	$ 1,788	$ -	$ 1,788	$ 1,858
110	A_6030060-EE Shoes Uniforms	Mains Expenses	856	$ 1,880	$ -	$ 1,880	$ -	$ 1,880	$ 1,954
111	A_6030070-EE Training	Mains Expenses	856	$ 224	$ -	$ 224	$ -	$ 224	$ 233
112	A_6030080-EE Travel Lodging	Mains Expenses	856	$ 3,338	$ -	$ 3,338	$ -	$ 3,338	$ 3,469
113	A_6030800-EE Miscellaneous	Mains Expenses	856	$ 76	$ -	$ 76	$ -	$ 76	$ 79
114	A_6100070-Consultants-Mgmt	Mains Expenses	856	$ 133	$ -	$ 133	$ -	$ 133	$ 138
115	A_6100080-Consultants-Other	Mains Expenses	856	$ 336,290	$ -	$ 336,290	$ (323,408)	$ 12,882	$ 13,389
116	A_6100100-Contractor Services	Mains Expenses	856	$ 1,061,532	$ -	$ 1,061,532	$ (1,058,037)	$ 3,495	$ 3,632
117	A_6400100-M&S OS Purchases	Mains Expenses	856	$ 1,703	$ -	$ 1,703	$ -	$ 1,703	$ 1,770
118	A_6400500-M&S Parts	Mains Expenses	856	$ 114	$ -	$ 114	$ -	$ 114	$ 118
119	A_6401000-M&S Inven Issue	Mains Expenses	856	$ 9,354	$ -	$ 9,354	$ -	$ 9,354	$ 9,722
120	A_6790230-Postage Ship Courier	Mains Expenses	856	$ 281	$ -	$ 281	$ -	$ 281	$ 292
121	A_6790320-Fleet Allocation	Mains Expenses	856	$ 13,639	$ -	$ 13,639	$ -	$ 13,639	$ 14,176
122	A_6790321-Stores Allocation	Mains Expenses	856	$ 1,137	$ -	$ 1,137	$ -	$ 1,137	$ 1,182
123	A_6790322-Small Tools Alloc	Mains Expenses	856	$ 484	$ -	$ 484	$ -	$ 484	$ 503
124	A_6790800-Other Oper-Misc	Mains Expenses	856	$ 18,945	$ -	$ 18,945	$ -	$ 18,945	$ 19,690
125	A_A6010000-1001/A6010000	Mains Expenses	856	$ 285	$ 16	$ 301	$ (301)	$ -	$ -
126	A_R6010000-1001/R6010000	Mains Expenses	856	$ 3	$ 0	$ 3	$ (3)	$ -	$ -
127	A_6018999-Labor Exp Reclass	Mains Expenses	856	$ 4,002	$ 220	$ 4,222	$ (4,222)	$ -	$ -
128	A_6030050-EE Mileage	Mains Expenses	856	$ 134	$ -	$ 134	$ -	$ 134	$ 139
129	A_6100040-Consultants-Engineer	Mains Expenses	856	$ 25,486	$ -	$ 25,486	$ -	$ 25,486	$ 26,488
130	A_6108999-OutSvc Exp Reclass	Mains Expenses	856	$ 26,096	$ -	$ 26,096	$ -	$ 26,096	$ 27,122
131	A_6500010-Transport-Vehicle	Mains Expenses	856	$ 15	$ -	$ 15	$ -	$ 15	$ 16
132	A_6790210-Permitting	Mains Expenses	856	$ 492	$ -	$ 492	$ -	$ 492	$ 511
133	A_6010110-Labor Exempt ST	Measuring and Regulating Station Expenses	857	$ 1,153	$ 156	$ 1,309	$ (1,309)	$ -	$ -
134	A_6010130-Labor Exempt NonProd	Measuring and Regulating Station Expenses	857	$ 200	$ 11	$ 211	$ (211)	$ -	$ -
135	A_6010210-Labor NonExm ST	Measuring and Regulating Station Expenses	857	$ 8,089	$ 1,091	$ 9,181	$ (9,181)	$ -	$ -
136	A_6010220-Labor NonExm OT	Measuring and Regulating Station Expenses	857	$ 1,682	$ (269)	$ 1,414	$ (1,414)	$ -	$ -
137	A_6010230-Labor NonExm NonProd	Measuring and Regulating Station Expenses	857	$ 1,160	$ 64	$ 1,224	$ (1,224)	$ -	$ -
138	A_6010910-Labor OffCycle Bonus	Measuring and Regulating Station Expenses	857	$ 0	$ 0	$ 0	$ (0)	$ -	$ -
139	A_6030040-EE Meals 50% Deduct	Measuring and Regulating Station Expenses	857	$ 586	$ -	$ 586	$ -	$ 586	$ 609
140	A_6030060-EE Shoes Uniforms	Measuring and Regulating Station Expenses	857	$ 141	$ -	$ 141	$ -	$ 141	$ 146
141	A_6030070-EE Training	Measuring and Regulating Station Expenses	857	$ 32	$ -	$ 32	$ -	$ 32	$ 33
142	A_6030080-EE Travel Lodging	Measuring and Regulating Station Expenses	857	$ 1,024	$ -	$ 1,024	$ -	$ 1,024	$ 1,064
143	A_6030091-EE Apprec and Gifts	Measuring and Regulating Station Expenses	857	$ 0	$ -	$ 0	$ -	$ 0	$ 0
144	A_6030800-EE Miscellaneous	Measuring and Regulating Station Expenses	857	$ 1,945	$ -	$ 1,945	$ -	$ 1,945	$ 2,021
145	A_6100070-Consultants-Mgmt	Measuring and Regulating Station Expenses	857	$ 2	$ -	$ 2	$ -	$ 2	$ 2
146	A_6100080-Consultants-Other	Measuring and Regulating Station Expenses	857	$ 29,982	$ -	$ 29,982	$ -	$ 29,982	$ 31,161
147	A_6100100-Contractor Services	Measuring and Regulating Station Expenses	857	$ 1,204	$ -	$ 1,204	$ -	$ 1,204	$ 1,251
148	A_6400080-M&S Vehicle Fuel	Measuring and Regulating Station Expenses	857	$ 469	$ -	$ 469	$ -	$ 469	$ 488
149	A_6400100-M&S OS Purchases	Measuring and Regulating Station Expenses	857	$ 65,437	$ -	$ 65,437	$ -	$ 65,437	$ 68,010
150	A_6400500-M&S Parts	Measuring and Regulating Station Expenses	857	$ 157	$ -	$ 157	$ -	$ 157	$ 164

NMGC Exhibit ECB-5
Page 414 of 596

NEW MEXICO GAS COMPANY, INC.

Operations and Maintenance Summary
Base Period - 12 Months Ending March 31, 2023
Future Test Year - 12 Months Ending September 30, 2025

	A	B	C	V	W	X	Y	Z	AA
3	Description	Account Name	FERC Acct	Total Linkage 1 Period Separately Forecasted Items	Linkage 1 Ending 3/31/2024	Escalated Linkage 2 - Results of Pure Escalation of 1.62%	Total Linkage 2 Period Separately Forecasted Items	Linkage 2 Ending 9/30/2024	Escalated Test Year - Results of Pure Escalation of 2.90%
102	A_6010110-Labor Exempt ST	Mains Expenses	856	$ 14,937	$ 14,937	$ -	$ 15,194	$ 15,194	$ -
103	A_6010130-Labor Exempt NonProd	Mains Expenses	856	$ 4,800	$ 4,800	$ -	$ 4,883	$ 4,883	$ -
104	A_6010210-Labor NonExm ST	Mains Expenses	856	$ 83,066	$ 83,066	$ -	$ 84,494	$ 84,494	$ -
105	A_6010220-Labor NonExm OT	Mains Expenses	856	$ 19,116	$ 19,116	$ -	$ 19,445	$ 19,445	$ -
106	A_6010230-Labor NonExm NonProd	Mains Expenses	856	$ 19,083	$ 19,083	$ -	$ 19,411	$ 19,411	$ -
107	A_6010910-Labor OffCycle Bonus	Mains Expenses	856	$ 111	$ 111	$ -	$ 113	$ 113	$ -
108	A_6030010-EE ProfDue Subs Fees	Mains Expenses	856	$ -	$ 1,117	$ 1,135	$ -	$ 1,135	$ 1,168
109	A_6030040-EE Meals 50% Deduct	Mains Expenses	856	$ -	$ 1,858	$ 1,889	$ -	$ 1,889	$ 1,943
110	A_6030060-EE Shoes Uniforms	Mains Expenses	856	$ -	$ 1,954	$ 1,986	$ -	$ 1,986	$ 2,043
111	A_6030070-EE Training	Mains Expenses	856	$ -	$ 233	$ 237	$ -	$ 237	$ 244
112	A_6030080-EE Travel Lodging	Mains Expenses	856	$ -	$ 3,469	$ 3,526	$ -	$ 3,526	$ 3,628
113	A_6030800-EE Miscellaneous	Mains Expenses	856	$ -	$ 79	$ 80	$ -	$ 80	$ 83
114	A_6100070-Consultants-Mgmt	Mains Expenses	856	$ -	$ 138	$ 141	$ -	$ 141	$ 145
115	A_6100080-Consultants-Other	Mains Expenses	856	$ 2,391,698	$ 2,405,087	$ 13,606	$ 2,031,520	$ 2,045,126	$ 14,000
116	A_6100100-Contractor Services	Mains Expenses	856	$ -	$ 3,632	$ 3,691	$ -	$ 3,691	$ 3,798
117	A_6400100-M&S OS Purchases	Mains Expenses	856	$ -	$ 1,770	$ 1,799	$ -	$ 1,799	$ 1,851
118	A_6400500-M&S Parts	Mains Expenses	856	$ -	$ 118	$ 120	$ -	$ 120	$ 124
119	A_6401000-M&S Inven Issue	Mains Expenses	856	$ -	$ 9,722	$ 9,880	$ -	$ 9,880	$ 10,166
120	A_6790230-Postage Ship Courier	Mains Expenses	856	$ -	$ 292	$ 297	$ -	$ 297	$ 305
121	A_6790320-Fleet Allocation	Mains Expenses	856	$ -	$ 14,176	$ 14,406	$ -	$ 14,406	$ 14,824
122	A_6790321-Stores Allocation	Mains Expenses	856	$ -	$ 1,182	$ 1,201	$ -	$ 1,201	$ 1,236
123	A_6790322-Small Tools Alloc	Mains Expenses	856	$ -	$ 503	$ 512	$ -	$ 512	$ 526
124	A_6790800-Other Oper-Misc	Mains Expenses	856	$ -	$ 19,690	$ 20,009	$ -	$ 20,009	$ 20,589
125	A_A6010000-1001/A6010000	Mains Expenses	856	$ 306	$ 306	$ -	$ 311	$ 311	$ -
126	A_R6010000-1001/R6010000	Mains Expenses	856	$ 3	$ 3	$ -	$ 3	$ 3	$ -
127	A_6018999-Labor Exp Reclass	Mains Expenses	856	$ 4,296	$ 4,296	$ -	$ 4,370	$ 4,370	$ -
128	A_6030050-EE Mileage	Mains Expenses	856	$ -	$ 139	$ 142	$ -	$ 142	$ 146
129	A_6100040-Consultants-Engineer	Mains Expenses	856	$ -	$ 26,488	$ 26,918	$ -	$ 26,918	$ 27,698
130	A_6108999-OutSvc Exp Reclass	Mains Expenses	856	$ -	$ 27,122	$ 27,563	$ -	$ 27,563	$ 28,362
131	A_6500010-Transport-Vehicle	Mains Expenses	856	$ -	$ 16	$ 16	$ -	$ 16	$ 16
132	A_6790210-Permitting	Mains Expenses	856	$ -	$ 511	$ 520	$ -	$ 520	$ 535
133	A_6010110-Labor Exempt ST	Measuring and Regulating Station Expenses	857	$ 1,332	$ 1,332	$ -	$ 1,355	$ 1,355	$ -
134	A_6010130-Labor Exempt NonProd	Measuring and Regulating Station Expenses	857	$ 215	$ 215	$ -	$ 218	$ 218	$ -
135	A_6010210-Labor NonExm ST	Measuring and Regulating Station Expenses	857	$ 9,341	$ 9,341	$ -	$ 9,502	$ 9,502	$ -
136	A_6010220-Labor NonExm OT	Measuring and Regulating Station Expenses	857	$ 1,438	$ 1,438	$ -	$ 1,463	$ 1,463	$ -
137	A_6010230-Labor NonExm NonProd	Measuring and Regulating Station Expenses	857	$ 1,245	$ 1,245	$ -	$ 1,267	$ 1,267	$ -
138	A_6010910-Labor OffCycle Bonus	Measuring and Regulating Station Expenses	857	$ 0	$ 0	$ -	$ 0	$ 0	$ -
139	A_6030040-EE Meals 50% Deduct	Measuring and Regulating Station Expenses	857	$ -	$ 609	$ 619	$ -	$ 619	$ 637
140	A_6030060-EE Shoes Uniforms	Measuring and Regulating Station Expenses	857	$ -	$ 146	$ 149	$ -	$ 149	$ 153
141	A_6030070-EE Training	Measuring and Regulating Station Expenses	857	$ -	$ 33	$ 34	$ -	$ 34	$ 35
142	A_6030080-EE Travel Lodging	Measuring and Regulating Station Expenses	857	$ -	$ 1,064	$ 1,082	$ -	$ 1,082	$ 1,113
143	A_6030091-EE Apprec and Gifts	Measuring and Regulating Station Expenses	857	$ -	$ 0	$ 0	$ -	$ 0	$ 0
144	A_6030800-EE Miscellaneous	Measuring and Regulating Station Expenses	857	$ -	$ 2,021	$ 2,054	$ -	$ 2,054	$ 2,114
145	A_6100070-Consultants-Mgmt	Measuring and Regulating Station Expenses	857	$ -	$ 2	$ 2	$ -	$ 2	$ 2
146	A_6100080-Consultants-Other	Measuring and Regulating Station Expenses	857	$ -	$ 31,161	$ 31,667	$ -	$ 31,667	$ 32,585
147	A_6100100-Contractor Services	Measuring and Regulating Station Expenses	857	$ -	$ 1,251	$ 1,271	$ -	$ 1,271	$ 1,308
148	A_6400080-M&S Vehicle Fuel	Measuring and Regulating Station Expenses	857	$ -	$ 488	$ 496	$ -	$ 496	$ 510
149	A_6400100-M&S OS Purchases	Measuring and Regulating Station Expenses	857	$ -	$ 68,010	$ 69,114	$ -	$ 69,114	$ 71,118
150	A_6400500-M&S Parts	Measuring and Regulating Station Expenses	857	$ -	$ 164	$ 166	$ -	$ 166	$ 171

NMGC Exhibit ECB-5
Page 415 of 596

NEW MEXICO GAS COMPANY, INC.

Operations and Maintenance Summary
Base Period - 12 Months Ending March 31, 2023
Future Test Year - 12 Months Ending September 30, 2025

	A	B	C	AB	AC	AD	AE	AF
3	Description	Account Name	FERC Acct	Total Test Period Separately Forecasted Items	10/31/2024	11/30/2024	12/31/2024	1/31/2025
102	A_6010110-Labor Exempt ST	Mains Expenses	856	$ 16,900	$ 1,408	$ 1,408	$ 1,408	$ 1,408
103	A_6010130-Labor Exempt NonProd	Mains Expenses	856	$ 5,431	$ 453	$ 453	$ 453	$ 453
104	A_6010210-Labor NonExm ST	Mains Expenses	856	$ 93,980	$ 7,832	$ 7,832	$ 7,832	$ 7,832
105	A_6010220-Labor NonExm OT	Mains Expenses	856	$ 21,628	$ 1,802	$ 1,802	$ 1,802	$ 1,802
106	A_6010230-Labor NonExm NonProd	Mains Expenses	856	$ 21,590	$ 1,799	$ 1,799	$ 1,799	$ 1,799
107	A_6010910-Labor OffCycle Bonus	Mains Expenses	856	$ 126	$ 10	$ 10	$ 10	$ 10
108	A_6030010-EE ProfDue Subs Fees	Mains Expenses	856	$ -	$ 97	$ 97	$ 97	$ 97
109	A_6030040-EE Meals 50% Deduct	Mains Expenses	856	$ -	$ 162	$ 162	$ 162	$ 162
110	A_6030060-EE Shoes Uniforms	Mains Expenses	856	$ -	$ 170	$ 170	$ 170	$ 170
111	A_6030070-EE Training	Mains Expenses	856	$ -	$ 20	$ 20	$ 20	$ 20
112	A_6030080-EE Travel Lodging	Mains Expenses	856	$ -	$ 302	$ 302	$ 302	$ 302
113	A_6030800-EE Miscellaneous	Mains Expenses	856	$ -	$ 7	$ 7	$ 7	$ 7
114	A_6100070-Consultants-Mgmt	Mains Expenses	856	$ -	$ 12	$ 12	$ 12	$ 12
115	A_6100080-Consultants-Other	Mains Expenses	856	$ 2,588,115	$ 216,843	$ 216,843	$ 216,843	$ 216,843
116	A_6100100-Contractor Services	Mains Expenses	856	$ -	$ 317	$ 317	$ 317	$ 317
117	A_6400100-M&S OS Purchases	Mains Expenses	856	$ -	$ 154	$ 154	$ 154	$ 154
118	A_6400500-M&S Parts	Mains Expenses	856	$ -	$ 10	$ 10	$ 10	$ 10
119	A_6401000-M&S Inven Issue	Mains Expenses	856	$ -	$ 847	$ 847	$ 847	$ 847
120	A_6790230-Postage Ship Courier	Mains Expenses	856	$ -	$ 25	$ 25	$ 25	$ 25
121	A_6790320-Fleet Allocation	Mains Expenses	856	$ -	$ 1,235	$ 1,235	$ 1,235	$ 1,235
122	A_6790321-Stores Allocation	Mains Expenses	856	$ -	$ 103	$ 103	$ 103	$ 103
123	A_6790322-Small Tools Alloc	Mains Expenses	856	$ -	$ 44	$ 44	$ 44	$ 44
124	A_6790800-Other Oper-Misc	Mains Expenses	856	$ -	$ 1,716	$ 1,716	$ 1,716	$ 1,716
125	A_A6010000-1001/A6010000	Mains Expenses	856	$ 346	$ 29	$ 29	$ 29	$ 29
126	A_R6010000-1001/R6010000	Mains Expenses	856	$ 4	$ 0	$ 0	$ 0	$ 0
127	A_6018999-Labor Exp Reclass	Mains Expenses	856	$ 4,860	$ 405	$ 405	$ 405	$ 405
128	A_6030050-EE Mileage	Mains Expenses	856	$ -	$ 12	$ 12	$ 12	$ 12
129	A_6100040-Consultants-Engineer	Mains Expenses	856	$ -	$ 2,308	$ 2,308	$ 2,308	$ 2,308
130	A_6108999-OutSvc Exp Reclass	Mains Expenses	856	$ -	$ 2,363	$ 2,363	$ 2,363	$ 2,363
131	A_6500010-Transport-Vehicle	Mains Expenses	856	$ -	$ 1	$ 1	$ 1	$ 1
132	A_6790210-Permitting	Mains Expenses	856	$ -	$ 45	$ 45	$ 45	$ 45
133	A_6010110-Labor Exempt ST	Measuring and Regulating Station Expenses	857	$ 1,507	$ 126	$ 126	$ 126	$ 126
134	A_6010130-Labor Exempt NonProd	Measuring and Regulating Station Expenses	857	$ 243	$ 20	$ 20	$ 20	$ 20
135	A_6010210-Labor NonExm ST	Measuring and Regulating Station Expenses	857	$ 10,569	$ 881	$ 881	$ 881	$ 881
136	A_6010220-Labor NonExm OT	Measuring and Regulating Station Expenses	857	$ 1,627	$ 136	$ 136	$ 136	$ 136
137	A_6010230-Labor NonExm NonProd	Measuring and Regulating Station Expenses	857	$ 1,409	$ 117	$ 117	$ 117	$ 117
138	A_6010910-Labor OffCycle Bonus	Measuring and Regulating Station Expenses	857	$ 0	$ 0	$ 0	$ 0	$ 0
139	A_6030040-EE Meals 50% Deduct	Measuring and Regulating Station Expenses	857	$ -	$ 53	$ 53	$ 53	$ 53
140	A_6030060-EE Shoes Uniforms	Measuring and Regulating Station Expenses	857	$ -	$ 13	$ 13	$ 13	$ 13
141	A_6030070-EE Training	Measuring and Regulating Station Expenses	857	$ -	$ 3	$ 3	$ 3	$ 3
142	A_6030080-EE Travel Lodging	Measuring and Regulating Station Expenses	857	$ -	$ 93	$ 93	$ 93	$ 93
143	A_6030091-EE Apprec and Gifts	Measuring and Regulating Station Expenses	857	$ -	$ 0	$ 0	$ 0	$ 0
144	A_6030800-EE Miscellaneous	Measuring and Regulating Station Expenses	857	$ -	$ 176	$ 176	$ 176	$ 176
145	A_6100070-Consultants-Mgmt	Measuring and Regulating Station Expenses	857	$ -	$ 0	$ 0	$ 0	$ 0
146	A_6100080-Consultants-Other	Measuring and Regulating Station Expenses	857	$ -	$ 2,715	$ 2,715	$ 2,715	$ 2,715
147	A_6100100-Contractor Services	Measuring and Regulating Station Expenses	857	$ -	$ 109	$ 109	$ 109	$ 109
148	A_6400080-M&S Vehicle Fuel	Measuring and Regulating Station Expenses	857	$ -	$ 43	$ 43	$ 43	$ 43
149	A_6400100-M&S OS Purchases	Measuring and Regulating Station Expenses	857	$ -	$ 5,926	$ 5,926	$ 5,926	$ 5,926
150	A_6400500-M&S Parts	Measuring and Regulating Station Expenses	857	$ -	$ 14	$ 14	$ 14	$ 14

NMGC Exhibit ECB-5
Page 416 of 596

NEW MEXICO GAS COMPANY, INC.

Operations and Maintenance Summary
Base Period - 12 Months Ending March 31, 2023
Future Test Year - 12 Months Ending September 30, 2025

	A	B	C	AG	AH	AI	AJ	AK
3	Description	Account Name	FERC Acct	2/28/2025	3/31/2025	4/30/2025	5/31/2025	6/30/2025
102	A_6010110-Labor Exempt ST	Mains Expenses	856	$ 1,408	$ 1,408	$ 1,408	$ 1,408	$ 1,408
103	A_6010130-Labor Exempt NonProd	Mains Expenses	856	$ 453	$ 453	$ 453	$ 453	$ 453
104	A_6010210-Labor NonExm ST	Mains Expenses	856	$ 7,832	$ 7,832	$ 7,832	$ 7,832	$ 7,832
105	A_6010220-Labor NonExm OT	Mains Expenses	856	$ 1,802	$ 1,802	$ 1,802	$ 1,802	$ 1,802
106	A_6010230-Labor NonExm NonProd	Mains Expenses	856	$ 1,799	$ 1,799	$ 1,799	$ 1,799	$ 1,799
107	A_6010910-Labor OffCycle Bonus	Mains Expenses	856	$ 10	$ 10	$ 10	$ 10	$ 10
108	A_6030010-EE ProfDue Subs Fees	Mains Expenses	856	$ 97	$ 97	$ 97	$ 97	$ 97
109	A_6030040-EE Meals 50% Deduct	Mains Expenses	856	$ 162	$ 162	$ 162	$ 162	$ 162
110	A_6030060-EE Shoes Uniforms	Mains Expenses	856	$ 170	$ 170	$ 170	$ 170	$ 170
111	A_6030070-EE Training	Mains Expenses	856	$ 20	$ 20	$ 20	$ 20	$ 20
112	A_6030080-EE Travel Lodging	Mains Expenses	856	$ 302	$ 302	$ 302	$ 302	$ 302
113	A_6030800-EE Miscellaneous	Mains Expenses	856	$ 7	$ 7	$ 7	$ 7	$ 7
114	A_6100070-Consultants-Mgmt	Mains Expenses	856	$ 12	$ 12	$ 12	$ 12	$ 12
115	A_6100080-Consultants-Other	Mains Expenses	856	$ 216,843	$ 216,843	$ 216,843	$ 216,843	$ 216,843
116	A_6100100-Contractor Services	Mains Expenses	856	$ 317	$ 317	$ 317	$ 317	$ 317
117	A_6400100-M&S OS Purchases	Mains Expenses	856	$ 154	$ 154	$ 154	$ 154	$ 154
118	A_6400500-M&S Parts	Mains Expenses	856	$ 10	$ 10	$ 10	$ 10	$ 10
119	A_6401000-M&S Inven Issue	Mains Expenses	856	$ 847	$ 847	$ 847	$ 847	$ 847
120	A_6790230-Postage Ship Courier	Mains Expenses	856	$ 25	$ 25	$ 25	$ 25	$ 25
121	A_6790320-Fleet Allocation	Mains Expenses	856	$ 1,235	$ 1,235	$ 1,235	$ 1,235	$ 1,235
122	A_6790321-Stores Allocation	Mains Expenses	856	$ 103	$ 103	$ 103	$ 103	$ 103
123	A_6790322-Small Tools Alloc	Mains Expenses	856	$ 44	$ 44	$ 44	$ 44	$ 44
124	A_6790800-Other Oper-Misc	Mains Expenses	856	$ 1,716	$ 1,716	$ 1,716	$ 1,716	$ 1,716
125	A_A6010000-1001/A6010000	Mains Expenses	856	$ 29	$ 29	$ 29	$ 29	$ 29
126	A_R6010000-1001/R6010000	Mains Expenses	856	$ 0	$ 0	$ 0	$ 0	$ 0
127	A_6018999-Labor Exp Reclass	Mains Expenses	856	$ 405	$ 405	$ 405	$ 405	$ 405
128	A_6030050-EE Mileage	Mains Expenses	856	$ 12	$ 12	$ 12	$ 12	$ 12
129	A_6100040-Consultants-Engineer	Mains Expenses	856	$ 2,308	$ 2,308	$ 2,308	$ 2,308	$ 2,308
130	A_6108999-OutSvc Exp Reclass	Mains Expenses	856	$ 2,363	$ 2,363	$ 2,363	$ 2,363	$ 2,363
131	A_6500010-Transport-Vehicle	Mains Expenses	856	$ 1	$ 1	$ 1	$ 1	$ 1
132	A_6790210-Permitting	Mains Expenses	856	$ 45	$ 45	$ 45	$ 45	$ 45
133	A_6010110-Labor Exempt ST	Measuring and Regulating Station Expenses	857	$ 126	$ 126	$ 126	$ 126	$ 126
134	A_6010130-Labor Exempt NonProd	Measuring and Regulating Station Expenses	857	$ 20	$ 20	$ 20	$ 20	$ 20
135	A_6010210-Labor NonExm ST	Measuring and Regulating Station Expenses	857	$ 881	$ 881	$ 881	$ 881	$ 881
136	A_6010220-Labor NonExm OT	Measuring and Regulating Station Expenses	857	$ 136	$ 136	$ 136	$ 136	$ 136
137	A_6010230-Labor NonExm NonProd	Measuring and Regulating Station Expenses	857	$ 117	$ 117	$ 117	$ 117	$ 117
138	A_6010910-Labor OffCycle Bonus	Measuring and Regulating Station Expenses	857	$ 0	$ 0	$ 0	$ 0	$ 0
139	A_6030040-EE Meals 50% Deduct	Measuring and Regulating Station Expenses	857	$ 53	$ 53	$ 53	$ 53	$ 53
140	A_6030060-EE Shoes Uniforms	Measuring and Regulating Station Expenses	857	$ 13	$ 13	$ 13	$ 13	$ 13
141	A_6030070-EE Training	Measuring and Regulating Station Expenses	857	$ 3	$ 3	$ 3	$ 3	$ 3
142	A_6030080-EE Travel Lodging	Measuring and Regulating Station Expenses	857	$ 93	$ 93	$ 93	$ 93	$ 93
143	A_6030091-EE Apprec and Gifts	Measuring and Regulating Station Expenses	857	$ 0	$ 0	$ 0	$ 0	$ 0
144	A_6030800-EE Miscellaneous	Measuring and Regulating Station Expenses	857	$ 176	$ 176	$ 176	$ 176	$ 176
145	A_6100070-Consultants-Mgmt	Measuring and Regulating Station Expenses	857	$ 0	$ 0	$ 0	$ 0	$ 0
146	A_6100080-Consultants-Other	Measuring and Regulating Station Expenses	857	$ 2,715	$ 2,715	$ 2,715	$ 2,715	$ 2,715
147	A_6100100-Contractor Services	Measuring and Regulating Station Expenses	857	$ 109	$ 109	$ 109	$ 109	$ 109
148	A_6400080-M&S Vehicle Fuel	Measuring and Regulating Station Expenses	857	$ 43	$ 43	$ 43	$ 43	$ 43
149	A_6400100-M&S OS Purchases	Measuring and Regulating Station Expenses	857	$ 5,926	$ 5,926	$ 5,926	$ 5,926	$ 5,926
150	A_6400500-M&S Parts	Measuring and Regulating Station Expenses	857	$ 14	$ 14	$ 14	$ 14	$ 14

NMGC Exhibit ECB-5
Page 417 of 596

NEW MEXICO GAS COMPANY, INC.

Operations and Maintenance Summary
Base Period - 12 Months Ending March 31, 2023
Future Test Year - 12 Months Ending September 30, 2025

	A	B	C	AL	AM	AN	AO
3	Description	Account Name	FERC Acct	7/31/2025	8/31/2025	9/30/2025	Future Test Year Ending 9/30/2025
102	A_6010110-Labor Exempt ST	Mains Expenses	856	$ 1,408	$ 1,408	$ 1,408	$ 16,900
103	A_6010130-Labor Exempt NonProd	Mains Expenses	856	$ 453	$ 453	$ 453	$ 5,431
104	A_6010210-Labor NonExm ST	Mains Expenses	856	$ 7,832	$ 7,832	$ 7,832	$ 93,980
105	A_6010220-Labor NonExm OT	Mains Expenses	856	$ 1,802	$ 1,802	$ 1,802	$ 21,628
106	A_6010230-Labor NonExm NonProd	Mains Expenses	856	$ 1,799	$ 1,799	$ 1,799	$ 21,590
107	A_6010910-Labor OffCycle Bonus	Mains Expenses	856	$ 10	$ 10	$ 10	$ 126
108	A_6030010-EE ProfDue Subs Fees	Mains Expenses	856	$ 97	$ 97	$ 97	$ 1,168
109	A_6030040-EE Meals 50% Deduct	Mains Expenses	856	$ 162	$ 162	$ 162	$ 1,943
110	A_6030060-EE Shoes Uniforms	Mains Expenses	856	$ 170	$ 170	$ 170	$ 2,043
111	A_6030070-EE Training	Mains Expenses	856	$ 20	$ 20	$ 20	$ 244
112	A_6030080-EE Travel Lodging	Mains Expenses	856	$ 302	$ 302	$ 302	$ 3,628
113	A_6030800-EE Miscellaneous	Mains Expenses	856	$ 7	$ 7	$ 7	$ 83
114	A_6100070-Consultants-Mgmt	Mains Expenses	856	$ 12	$ 12	$ 12	$ 145
115	A_6100080-Consultants-Other	Mains Expenses	856	$ 216,843	$ 216,843	$ 216,843	$ 2,602,115
116	A_6100100-Contractor Services	Mains Expenses	856	$ 317	$ 317	$ 317	$ 3,798
117	A_6400100-M&S OS Purchases	Mains Expenses	856	$ 154	$ 154	$ 154	$ 1,851
118	A_6400500-M&S Parts	Mains Expenses	856	$ 10	$ 10	$ 10	$ 124
119	A_6401000-M&S Inven Issue	Mains Expenses	856	$ 847	$ 847	$ 847	$ 10,166
120	A_6790230-Postage Ship Courier	Mains Expenses	856	$ 25	$ 25	$ 25	$ 305
121	A_6790320-Fleet Allocation	Mains Expenses	856	$ 1,235	$ 1,235	$ 1,235	$ 14,824
122	A_6790321-Stores Allocation	Mains Expenses	856	$ 103	$ 103	$ 103	$ 1,236
123	A_6790322-Small Tools Alloc	Mains Expenses	856	$ 44	$ 44	$ 44	$ 526
124	A_6790800-Other Oper-Misc	Mains Expenses	856	$ 1,716	$ 1,716	$ 1,716	$ 20,589
125	A_A6010000-1001/A6010000	Mains Expenses	856	$ 29	$ 29	$ 29	$ 346
126	A_R6010000-1001/R6010000	Mains Expenses	856	$ 0	$ 0	$ 0	$ 4
127	A_6018999-Labor Exp Reclass	Mains Expenses	856	$ 405	$ 405	$ 405	$ 4,860
128	A_6030050-EE Mileage	Mains Expenses	856	$ 12	$ 12	$ 12	$ 146
129	A_6100040-Consultants-Engineer	Mains Expenses	856	$ 2,308	$ 2,308	$ 2,308	$ 27,698
130	A_6108999-OutSvc Exp Reclass	Mains Expenses	856	$ 2,363	$ 2,363	$ 2,363	$ 28,362
131	A_6500010-Transport-Vehicle	Mains Expenses	856	$ 1	$ 1	$ 1	$ 16
132	A_6790210-Permitting	Mains Expenses	856	$ 45	$ 45	$ 45	$ 535
133	A_6010110-Labor Exempt ST	Measuring and Regulating Station Expenses	857	$ 126	$ 126	$ 126	$ 1,507
134	A_6010130-Labor Exempt NonProd	Measuring and Regulating Station Expenses	857	$ 20	$ 20	$ 20	$ 243
135	A_6010210-Labor NonExm ST	Measuring and Regulating Station Expenses	857	$ 881	$ 881	$ 881	$ 10,569
136	A_6010220-Labor NonExm OT	Measuring and Regulating Station Expenses	857	$ 136	$ 136	$ 136	$ 1,627
137	A_6010230-Labor NonExm NonProd	Measuring and Regulating Station Expenses	857	$ 117	$ 117	$ 117	$ 1,409
138	A_6010910-Labor OffCycle Bonus	Measuring and Regulating Station Expenses	857	$ 0	$ 0	$ 0	$ 0
139	A_6030040-EE Meals 50% Deduct	Measuring and Regulating Station Expenses	857	$ 53	$ 53	$ 53	$ 637
140	A_6030060-EE Shoes Uniforms	Measuring and Regulating Station Expenses	857	$ 13	$ 13	$ 13	$ 153
141	A_6030070-EE Training	Measuring and Regulating Station Expenses	857	$ 3	$ 3	$ 3	$ 35
142	A_6030080-EE Travel Lodging	Measuring and Regulating Station Expenses	857	$ 93	$ 93	$ 93	$ 1,113
143	A_6030091-EE Apprec and Gifts	Measuring and Regulating Station Expenses	857	$ 0	$ 0	$ 0	$ 0
144	A_6030800-EE Miscellaneous	Measuring and Regulating Station Expenses	857	$ 176	$ 176	$ 176	$ 2,114
145	A_6100070-Consultants-Mgmt	Measuring and Regulating Station Expenses	857	$ 0	$ 0	$ 0	$ 2
146	A_6100080-Consultants-Other	Measuring and Regulating Station Expenses	857	$ 2,715	$ 2,715	$ 2,715	$ 32,585
147	A_6100100-Contractor Services	Measuring and Regulating Station Expenses	857	$ 109	$ 109	$ 109	$ 1,308
148	A_6400080-M&S Vehicle Fuel	Measuring and Regulating Station Expenses	857	$ 43	$ 43	$ 43	$ 510
149	A_6400100-M&S OS Purchases	Measuring and Regulating Station Expenses	857	$ 5,926	$ 5,926	$ 5,926	$ 71,118
150	A_6400500-M&S Parts	Measuring and Regulating Station Expenses	857	$ 14	$ 14	$ 14	$ 171

NMGC Exhibit ECB-5
Page 418 of 596

NEW MEXICO GAS COMPANY, INC.

Operations and Maintenance Summary
Base Period - 12 Months Ending March 31, 2023
Future Test Year - 12 Months Ending September 30, 2025

	A	B	C	D	E	F	G	H	I
3	Description	Account Name	FERC Acct	4/30/2022	5/31/2022	6/30/2022	7/31/2022	8/31/2022	9/30/2022
151	A_6400510-M&S Small Tools	Measuring and Regulating Station Expenses	857	$ -	$ 234	$ -	$ -	$ -	$ -
152	A_6401000-M&S Inven Issue	Measuring and Regulating Station Expenses	857	$ -	$ 576	$ -	$ -	$ -	$ 409
153	A_6720020-LTLease-NonOffEquip	Measuring and Regulating Station Expenses	857	$ 1,743	$ -	$ 698	$ -	$ -	$ 509
154	A_6790199-Fees-Miscellaneous	Measuring and Regulating Station Expenses	857	$ -	$ -	$ -	$ -	$ -	$ 3
155	A_6790230-Postage Ship Courier	Measuring and Regulating Station Expenses	857	$ -	$ -	$ -	$ 227	$ -	$ 432
156	A_6790320-Fleet Allocation	Measuring and Regulating Station Expenses	857	$ 400	$ 631	$ 321	$ -	$ -	$ 76
157	A_6790321-Stores Allocation	Measuring and Regulating Station Expenses	857	$ 561	$ 112	$ 318	$ 343	$ 570	$ (58)
158	A_6790322-Small Tools Alloc	Measuring and Regulating Station Expenses	857	$ 267	$ 21	$ 112	$ 95	$ 288	$ (20)
159	A_A6010000-1001/A6010000	Measuring and Regulating Station Expenses	857	$ -	$ -	$ 0	$ -	$ -	$ -
160	A_6300100-Cost of Natural Gas	Transmission and Compression of Gas by Others	858	$ 750,715	$ 227,347	$ 403,650	$ 336,873	$ 106,632	$ (263,154)
161	A_6010110-Labor Exempt ST	Other Expenses	859	$ 10,865	$ 16,131	$ 12,048	$ 11,835	$ 11,951	$ 13,050
162	A_6010130-Labor Exempt NonProd	Other Expenses	859	$ 1,404	$ 960	$ 2,489	$ 2,126	$ 1,728	$ 2,066
163	A_6010210-Labor NonExm ST	Other Expenses	859	$ 1,817	$ 1,434	$ 1,353	$ 1,346	$ 1,184	$ (245)
164	A_6010230-Labor NonExm NonProd	Other Expenses	859	$ 433	$ 153	$ 235	$ 87	$ 425	$ 371
165	A_6030010-EE ProfDue Subs Fees	Other Expenses	859	$ 5,000	$ 3,898	$ 776	$ -	$ -	$ 635
166	A_6030040-EE Meals 50% Deduct	Other Expenses	859	$ 13	$ 128	$ 26	$ 10	$ 100	$ 243
167	A_6030060-EE Shoes Uniforms	Other Expenses	859	$ -	$ 151	$ 186	$ -	$ -	$ 372
168	A_6030070-EE Training	Other Expenses	859	$ 80	$ 106	$ -	$ -	$ -	$ 178
169	A_6030080-EE Travel Lodging	Other Expenses	859	$ 27	$ 149	$ -	$ 1,217	$ 173	$ 2,005
170	A_6030091-EE Apprec and Gifts	Other Expenses	859	$ -	$ 0	$ -	$ -	$ 0	$ -
171	A_6030800-EE Miscellaneous	Other Expenses	859	$ 89	$ 421	$ 147	$ 746	$ 695	$ 195
172	A_6100070-Consultants-Mgmt	Other Expenses	859	$ 1	$ -	$ -	$ -	$ -	$ -
173	A_6100080-Consultants-Other	Other Expenses	859	$ 1,942	$ 6,553	$ -	$ -	$ -	$ -
174	A_6400020-M&S Gen Office	Other Expenses	859	$ -	$ -	$ -	$ -	$ -	$ -
175	A_6500010-Transport-Vehicle	Other Expenses	859	$ -	$ -	$ -	$ -	$ -	$ -
176	A_6790199-Fees-Miscellaneous	Other Expenses	859	$ -	$ 103	$ 20	$ -	$ -	$ -
177	A_6790210-Permitting	Other Expenses	859	$ 150	$ 76	$ 200	$ -	$ 336	$ 1,744
178	A_6790320-Fleet Allocation	Other Expenses	859	$ 1,287	$ 1,747	$ 1,411	$ 1,536	$ 1,735	$ 1,391
179	A_6790800-Other Oper-Misc	Other Expenses	859	$ -	$ -	$ -	$ -	$ -	$ -
180	A_A6010000-1001/A6010000	Other Expenses	859	$ -	$ -	$ -	$ -	$ 0	$ 222
181	A_6100100-Contractor Services	Other Expenses	859	$ -	$ -	$ 11	$ -	$ -	$ -
182	A_6400080-M&S Vehicle Fuel	Other Expenses	859	$ -	$ 112	$ -	$ -	$ -	$ -
183	A_6400100-M&S OS Purchases	Other Expenses	859	$ -	$ -	$ 810	$ -	$ -	$ -
184	A_6730030-Utilities-Telecom	Other Expenses	859	$ -	$ -	$ -	$ -	$ -	$ -
185	A_6790230-Postage Ship Courier	Other Expenses	859	$ -	$ -	$ -	$ -	$ -	$ -
186	A_6790321-Stores Allocation	Other Expenses	859	$ -	$ -	$ 92	$ -	$ -	$ -
187	A_6790322-Small Tools Alloc	Other Expenses	859	$ -	$ -	$ 33	$ -	$ -	$ -
188	**Total Transmission Operation Expenses**			**$ 1,246,704**	**$ 588,969**	**$ 740,487**	**$ 634,102**	**$ 398,127**	**$ 55,427**
189									
190	**Transmission Expenses - Maintenance:**								
191	A_6790326-Facilities Alloc	Rents	860	$ 18,008	$ 14,021	$ 15,611	$ 16,981	$ 22,923	$ 19,207
192	A_6010110-Labor Exempt ST	Maintenance of Mains	863	$ 682	$ 3,096	$ 344	$ 1,149	$ 1,310	$ 1,787
193	A_6010130-Labor Exempt NonProd	Maintenance of Mains	863	$ 165	$ 240	$ 104	$ 201	$ 204	$ 564
194	A_6010210-Labor NonExm ST	Maintenance of Mains	863	$ 4,008	$ 15,790	$ 1,712	$ 5,350	$ 9,126	$ 11,498
195	A_6010220-Labor NonExm OT	Maintenance of Mains	863	$ 936	$ 3,345	$ 489	$ 1,242	$ 2,484	$ 2,781
196	A_6010230-Labor NonExm NonProd	Maintenance of Mains	863	$ 1,024	$ 1,053	$ 416	$ 1,230	$ 1,000	$ 2,517
197	A_6010910-Labor OffCycle Bonus	Maintenance of Mains	863	$ 1	$ -	$ -	$ 2	$ -	$ -
198	A_6030010-EE ProfDue Subs Fees	Maintenance of Mains	863	$ -	$ -	$ -	$ -	$ -	$ -
199	A_6030040-EE Meals 50% Deduct	Maintenance of Mains	863	$ -	$ 63	$ -	$ 54	$ -	$ -

NMGC Exhibit ECB-5
Page 419 of 596

NEW MEXICO GAS COMPANY, INC.

Operations and Maintenance Summary
Base Period - 12 Months Ending March 31, 2023
Future Test Year - 12 Months Ending September 30, 2025

	A	B	C	J	K	L	M	N	O
3	Description	Account Name	FERC Acct	10/31/2022	11/30/2022	12/31/2022	1/31/2023	2/28/2023	3/31/2023
151	A_6400510-M&S Small Tools	Measuring and Regulating Station Expenses	857	$ -	$ 249	$ 177	$ -	$ -	$ 168
152	A_6401000-M&S Inven Issue	Measuring and Regulating Station Expenses	857	$ 348	$ 14,127	$ 15,521	$ (15,306)	$ 5,086	$ 18,430
153	A_6720020-LTLease-NonOffEquip	Measuring and Regulating Station Expenses	857	$ 1,207	$ -	$ -	$ 1,049	$ 143	$ 1,049
154	A_6790199-Fees-Miscellaneous	Measuring and Regulating Station Expenses	857	$ -	$ -	$ -	$ -	$ -	$ 1,558
155	A_6790230-Postage Ship Courier	Measuring and Regulating Station Expenses	857	$ -	$ 128	$ 31	$ -	$ -	$ -
156	A_6790320-Fleet Allocation	Measuring and Regulating Station Expenses	857	$ -	$ 31	$ -	$ -	$ -	$ 76
157	A_6790321-Stores Allocation	Measuring and Regulating Station Expenses	857	$ 800	$ 300	$ 2,354	$ (1,850)	$ 721	$ 1,700
158	A_6790322-Small Tools Alloc	Measuring and Regulating Station Expenses	857	$ 569	$ 278	$ 586	$ (1,166)	$ 1,292	$ 583
159	A_A6010000-1001/A6010000	Measuring and Regulating Station Expenses	857	$ -	$ -	$ -	$ -	$ -	$ 2
160	A_6300100-Cost of Natural Gas	Transmission and Compression of Gas by Others	858	$ 431,313	$ 265,331	$ (19,199,923)	$ (15,308,443)	$ (203,142)	$ 646,106
161	A_6010110-Labor Exempt ST	Other Expenses	859	$ 13,464	$ 12,127	$ 10,093	$ 11,334	$ 13,225	$ 11,330
162	A_6010130-Labor Exempt NonProd	Other Expenses	859	$ 1,500	$ 345	$ 4,364	$ 3,664	$ 318	$ 708
163	A_6010210-Labor NonExm ST	Other Expenses	859	$ 1,091	$ 834	$ 848	$ 665	$ 1,367	$ 1,010
164	A_6010230-Labor NonExm NonProd	Other Expenses	859	$ 783	$ 677	$ 738	$ 963	$ 314	$ 456
165	A_6030010-EE ProfDue Subs Fees	Other Expenses	859	$ 261	$ 60	$ 210	$ 130	$ -	$ 1,400
166	A_6030040-EE Meals 50% Deduct	Other Expenses	859	$ 619	$ 288	$ 100	$ 258	$ 113	$ 68
167	A_6030060-EE Shoes Uniforms	Other Expenses	859	$ -	$ -	$ -	$ -	$ -	$ -
168	A_6030070-EE Training	Other Expenses	859	$ 1,065	$ 7	$ 143	$ 150	$ (26)	$ -
169	A_6030080-EE Travel Lodging	Other Expenses	859	$ 560	$ 142	$ -	$ -	$ 494	$ (494)
170	A_6030091-EE Apprec and Gifts	Other Expenses	859	$ -	$ -	$ -	$ -	$ -	$ -
171	A_6030800-EE Miscellaneous	Other Expenses	859	$ 343	$ -	$ 30	$ -	$ -	$ -
172	A_6100070-Consultants-Mgmt	Other Expenses	859	$ -	$ 49	$ 44	$ -	$ -	$ -
173	A_6100080-Consultants-Other	Other Expenses	859	$ 2,047	$ -	$ 5,657	$ -	$ -	$ 3,987
174	A_6400020-M&S Gen Office	Other Expenses	859	$ 9	$ 38	$ -	$ -	$ 94	$ -
175	A_6500010-Transport-Vehicle	Other Expenses	859	$ -	$ -	$ -	$ 2	$ -	$ -
176	A_6790199-Fees-Miscellaneous	Other Expenses	859	$ -	$ -	$ -	$ -	$ -	$ -
177	A_6790210-Permitting	Other Expenses	859	$ 564	$ -	$ 150	$ 1,000	$ 9,811	$ 7,032
178	A_6790320-Fleet Allocation	Other Expenses	859	$ 1,734	$ 1,184	$ 1,303	$ 1,459	$ 1,719	$ 619
179	A_6790800-Other Oper-Misc	Other Expenses	859	$ -	$ 207	$ 1,200	$ 310	$ -	$ 1,630
180	A_A6010000-1001/A6010000	Other Expenses	859	$ 236	$ -	$ 0	$ -	$ -	$ 2,412
181	A_6100100-Contractor Services	Other Expenses	859	$ -	$ -	$ -	$ -	$ -	$ -
182	A_6400080-M&S Vehicle Fuel	Other Expenses	859	$ 46	$ -	$ -	$ -	$ -	$ -
183	A_6400100-M&S OS Purchases	Other Expenses	859	$ -	$ -	$ -	$ -	$ -	$ -
184	A_6730030-Utilities-Telecom	Other Expenses	859	$ -	$ -	$ -	$ -	$ 10	$ -
185	A_6790230-Postage Ship Courier	Other Expenses	859	$ -	$ -	$ -	$ 92	$ -	$ -
186	A_6790321-Stores Allocation	Other Expenses	859	$ -	$ -	$ -	$ -	$ -	$ -
187	A_6790322-Small Tools Alloc	Other Expenses	859	$ -	$ -	$ -	$ -	$ -	$ -
188	**Total Transmission Operation Expenses**			**$ 703,493**	**$ 656,577**	**$ (18,414,967)**	**$ (14,899,002)**	**$ 604,568**	**$ 1,642,806**
189									
190	**Transmission Expenses - Maintenance:**								
191	A_6790326-Facilities Alloc	Rents	860	$ 17,041	$ 18,961	$ 18,059	$ 20,785	$ 18,223	$ 21,517
192	A_6010110-Labor Exempt ST	Maintenance of Mains	863	$ 394	$ 1,692	$ 363	$ 1,479	$ 737	$ 585
193	A_6010130-Labor Exempt NonProd	Maintenance of Mains	863	$ 72	$ 634	$ 219	$ 370	$ 205	$ 147
194	A_6010210-Labor NonExm ST	Maintenance of Mains	863	$ 2,245	$ 12,627	$ 2,170	$ 7,439	$ 5,308	$ 4,760
195	A_6010220-Labor NonExm OT	Maintenance of Mains	863	$ 845	$ 4,370	$ 782	$ 2,685	$ 1,584	$ 1,212
196	A_6010230-Labor NonExm NonProd	Maintenance of Mains	863	$ 164	$ 1,896	$ 1,243	$ 2,449	$ 316	$ 618
197	A_6010910-Labor OffCycle Bonus	Maintenance of Mains	863	$ 3	$ -	$ -	$ 24	$ -	$ -
198	A_6030010-EE ProfDue Subs Fees	Maintenance of Mains	863	$ 0	$ -	$ -	$ -	$ -	$ -
199	A_6030040-EE Meals 50% Deduct	Maintenance of Mains	863	$ 212	$ 0	$ 29	$ 82	$ -	$ -

NMGC Exhibit ECB-5
Page 420 of 596

Sponsored by NMGC Witness Erik C. Buchanan

630 Schedule H-1.3 Test Period

NEW MEXICO GAS COMPANY, INC.

Operations and Maintenance Summary
Base Period - 12 Months Ending March 31, 2023
Future Test Year - 12 Months Ending September 30, 2025

	A	B	C	P	Q	R	S	T	U
3	Description	Account Name	FERC Acct	Total Company Unadjusted Base Period Ending 3/31/2023	Base Period Adjustments	Adjusted Base Period	Removal of Separately Forecasted Items (To be added back Later)	Remaining Base Period O&M to be Escalated	Escalated Linkage 1 - Results of Pure Escalation of 3.93%
151	A_6400510-M&S Small Tools	Measuring and Regulating Station Expenses	857	$ 828	$ -	$ 828	$ -	$ 828	$ 860
152	A_6401000-M&S Inven Issue	Measuring and Regulating Station Expenses	857	$ 39,191	$ -	$ 39,191	$ -	$ 39,191	$ 40,732
153	A_6720020-LTLease-NonOffEquip	Measuring and Regulating Station Expenses	857	$ 6,397	$ -	$ 6,397	$ -	$ 6,397	$ 6,649
154	A_6790199-Fees-Miscellaneous	Measuring and Regulating Station Expenses	857	$ 1,560	$ -	$ 1,560	$ -	$ 1,560	$ 1,622
155	A_6790230-Postage Ship Courier	Measuring and Regulating Station Expenses	857	$ 819	$ -	$ 819	$ -	$ 819	$ 851
156	A_6790320-Fleet Allocation	Measuring and Regulating Station Expenses	857	$ 1,535	$ -	$ 1,535	$ -	$ 1,535	$ 1,595
157	A_6790321-Stores Allocation	Measuring and Regulating Station Expenses	857	$ 5,870	$ -	$ 5,870	$ -	$ 5,870	$ 6,101
158	A_6790322-Small Tools Alloc	Measuring and Regulating Station Expenses	857	$ 2,904	$ -	$ 2,904	$ -	$ 2,904	$ 3,018
159	A_A6010000-1001/A6010000	Measuring and Regulating Station Expenses	857	$ 2	$ 0	$ 2	$ (2)	$ -	$ -
160	A_6300100-Cost of Natural Gas	Transmission and Compression of Gas by Others	858	$ (31,806,696)	$ 31,806,696	$ -	$ -	$ -	$ -
161	A_6010110-Labor Exempt ST	Other Expenses	859	$ 147,452	$ 19,891	$ 167,343	$ (167,343)	$ -	$ -
162	A_6010130-Labor Exempt NonProd	Other Expenses	859	$ 21,673	$ 1,192	$ 22,864	$ (22,864)	$ -	$ -
163	A_6010210-Labor NonExm ST	Other Expenses	859	$ 12,704	$ 1,714	$ 14,418	$ (14,418)	$ -	$ -
164	A_6010230-Labor NonExm NonProd	Other Expenses	859	$ 5,633	$ 310	$ 5,943	$ (5,943)	$ -	$ -
165	A_6030010-EE ProfDue Subs Fees	Other Expenses	859	$ 12,370	$ -	$ 12,370	$ -	$ 12,370	$ 12,857
166	A_6030040-EE Meals 50% Deduct	Other Expenses	859	$ 1,965	$ -	$ 1,965	$ -	$ 1,965	$ 2,042
167	A_6030060-EE Shoes Uniforms	Other Expenses	859	$ 709	$ -	$ 709	$ -	$ 709	$ 737
168	A_6030070-EE Training	Other Expenses	859	$ 1,704	$ -	$ 1,704	$ -	$ 1,704	$ 1,771
169	A_6030080-EE Travel Lodging	Other Expenses	859	$ 4,272	$ -	$ 4,272	$ -	$ 4,272	$ 4,440
170	A_6030091-EE Apprec and Gifts	Other Expenses	859	$ 1	$ -	$ 1	$ -	$ 1	$ 1
171	A_6030800-EE Miscellaneous	Other Expenses	859	$ 2,666	$ -	$ 2,666	$ -	$ 2,666	$ 2,771
172	A_6100070-Consultants-Mgmt	Other Expenses	859	$ 93	$ -	$ 93	$ -	$ 93	$ 97
173	A_6100080-Consultants-Other	Other Expenses	859	$ 20,186	$ -	$ 20,186	$ -	$ 20,186	$ 20,980
174	A_6400020-M&S Gen Office	Other Expenses	859	$ 141	$ -	$ 141	$ -	$ 141	$ 146
175	A_6500010-Transport-Vehicle	Other Expenses	859	$ 2	$ -	$ 2	$ -	$ 2	$ 2
176	A_6790199-Fees-Miscellaneous	Other Expenses	859	$ 123	$ -	$ 123	$ -	$ 123	$ 127
177	A_6790210-Permitting	Other Expenses	859	$ 21,062	$ -	$ 21,062	$ -	$ 21,062	$ 21,890
178	A_6790320-Fleet Allocation	Other Expenses	859	$ 17,125	$ -	$ 17,125	$ -	$ 17,125	$ 17,798
179	A_6790800-Other Oper-Misc	Other Expenses	859	$ 3,347	$ -	$ 3,347	$ -	$ 3,347	$ 3,478
180	A_A6010000-1001/A6010000	Other Expenses	859	$ 2,871	$ 158	$ 3,028	$ (3,028)	$ -	$ -
181	A_6100100-Contractor Services	Other Expenses	859	$ 11	$ -	$ 11	$ -	$ 11	$ 11
182	A_6400080-M&S Vehicle Fuel	Other Expenses	859	$ 158	$ -	$ 158	$ -	$ 158	$ 164
183	A_6400100-M&S OS Purchases	Other Expenses	859	$ 810	$ -	$ 810	$ -	$ 810	$ 841
184	A_6730030-Utilities-Telecom	Other Expenses	859	$ 10	$ -	$ 10	$ -	$ 10	$ 10
185	A_6790230-Postage Ship Courier	Other Expenses	859	$ 92	$ -	$ 92	$ -	$ 92	$ 95
186	A_6790321-Stores Allocation	Other Expenses	859	$ 92	$ -	$ 92	$ -	$ 92	$ 96
187	A_6790322-Small Tools Alloc	Other Expenses	859	$ 33	$ -	$ 33	$ -	$ 33	$ 34
188	**Total Transmission Operation Expenses**			**$ (26,042,708)**	**$ 30,502,725**	**$ 4,460,017**	**$ (3,810,431)**	**$ 649,587**	**$ 675,129**
189									
190	**Transmission Expenses - Maintenance:**								
191	A_6790326-Facilities Alloc	Rents	860	$ 221,336	$ -	$ 221,336	$ -	$ 221,336	$ 230,040
192	A_6010110-Labor Exempt ST	Maintenance of Mains	863	$ 13,618	$ 1,837	$ 15,455	$ (15,455)	$ -	$ -
193	A_6010130-Labor Exempt NonProd	Maintenance of Mains	863	$ 3,124	$ 172	$ 3,296	$ (3,296)	$ -	$ -
194	A_6010210-Labor NonExm ST	Maintenance of Mains	863	$ 82,034	$ 11,066	$ 93,100	$ (93,100)	$ -	$ -
195	A_6010220-Labor NonExm OT	Maintenance of Mains	863	$ 22,758	$ (3,633)	$ 19,124	$ (19,124)	$ -	$ -
196	A_6010230-Labor NonExm NonProd	Maintenance of Mains	863	$ 13,927	$ 766	$ 14,693	$ (14,693)	$ -	$ -
197	A_6010910-Labor OffCycle Bonus	Maintenance of Mains	863	$ 30	$ 2	$ 31	$ (31)	$ -	$ -
198	A_6030010-EE ProfDue Subs Fees	Maintenance of Mains	863	$ 0	$ -	$ 0	$ -	$ 0	$ 0
199	A_6030040-EE Meals 50% Deduct	Maintenance of Mains	863	$ 441	$ -	$ 441	$ -	$ 441	$ 458

NMGC Exhibit ECB-5
Page 421 of 596

NEW MEXICO GAS COMPANY, INC.

Operations and Maintenance Summary
Base Period - 12 Months Ending March 31, 2023
Future Test Year - 12 Months Ending September 30, 2025

	A	B	C	V	W	X	Y	Z	AA
3	Description	Account Name	FERC Acct	Total Linkage 1 Period Separately Forecasted Items	Linkage 1 Ending 3/31/2024	Escalated Linkage 2 - Results of Pure Escalation of 1.62%	Total Linkage 2 Period Separately Forecasted Items	Linkage 2 Ending 9/30/2024	Escalated Test Year - Results of Pure Escalation of 2.90%
151	A_6400510-M&S Small Tools	Measuring and Regulating Station Expenses	857	$ -	$ 860	$ 874	$ -	$ 874	$ 900
152	A_6401000-M&S Inven Issue	Measuring and Regulating Station Expenses	857	$ -	$ 40,732	$ 41,393	$ -	$ 41,393	$ 42,593
153	A_6720020-LTLease-NonOffEquip	Measuring and Regulating Station Expenses	857	$ -	$ 6,649	$ 6,757	$ -	$ 6,757	$ 6,952
154	A_6790199-Fees-Miscellaneous	Measuring and Regulating Station Expenses	857	$ -	$ 1,622	$ 1,648	$ -	$ 1,648	$ 1,696
155	A_6790230-Postage Ship Courier	Measuring and Regulating Station Expenses	857	$ -	$ 851	$ 865	$ -	$ 865	$ 890
156	A_6790320-Fleet Allocation	Measuring and Regulating Station Expenses	857	$ -	$ 1,595	$ 1,621	$ -	$ 1,621	$ 1,668
157	A_6790321-Stores Allocation	Measuring and Regulating Station Expenses	857	$ -	$ 6,101	$ 6,200	$ -	$ 6,200	$ 6,380
158	A_6790322-Small Tools Alloc	Measuring and Regulating Station Expenses	857	$ -	$ 3,018	$ 3,067	$ -	$ 3,067	$ 3,156
159	A_A6010000-1001/A6010000	Measuring and Regulating Station Expenses	857	$ 2	$ 2	$ -	$ 2	$ 2	$ -
160	A_6300100-Cost of Natural Gas	Transmission and Compression of Gas by Others	858	$ -	$ -	$ -	$ -	$ -	$ -
161	A_6010110-Labor Exempt ST	Other Expenses	859	$ 170,271	$ 170,271	$ -	$ 173,200	$ 173,200	$ -
162	A_6010130-Labor Exempt NonProd	Other Expenses	859	$ 23,264	$ 23,264	$ -	$ 23,664	$ 23,664	$ -
163	A_6010210-Labor NonExm ST	Other Expenses	859	$ 14,670	$ 14,670	$ -	$ 14,922	$ 14,922	$ -
164	A_6010230-Labor NonExm NonProd	Other Expenses	859	$ 6,047	$ 6,047	$ -	$ 6,151	$ 6,151	$ -
165	A_6030010-EE ProfDue Subs Fees	Other Expenses	859	$ -	$ 12,857	$ 13,065	$ -	$ 13,065	$ 13,444
166	A_6030040-EE Meals 50% Deduct	Other Expenses	859	$ -	$ 2,042	$ 2,075	$ -	$ 2,075	$ 2,136
167	A_6030060-EE Shoes Uniforms	Other Expenses	859	$ -	$ 737	$ 749	$ -	$ 749	$ 771
168	A_6030070-EE Training	Other Expenses	859	$ -	$ 1,771	$ 1,800	$ -	$ 1,800	$ 1,852
169	A_6030080-EE Travel Lodging	Other Expenses	859	$ -	$ 4,440	$ 4,512	$ -	$ 4,512	$ 4,643
170	A_6030091-EE Apprec and Gifts	Other Expenses	859	$ -	$ 1	$ 1	$ -	$ 1	$ 1
171	A_6030800-EE Miscellaneous	Other Expenses	859	$ -	$ 2,771	$ 2,816	$ -	$ 2,816	$ 2,898
172	A_6100070-Consultants-Mgmt	Other Expenses	859	$ -	$ 97	$ 99	$ -	$ 99	$ 101
173	A_6100080-Consultants-Other	Other Expenses	859	$ -	$ 20,980	$ 21,320	$ -	$ 21,320	$ 21,938
174	A_6400020-M&S Gen Office	Other Expenses	859	$ -	$ 146	$ 148	$ -	$ 148	$ 153
175	A_6500010-Transport-Vehicle	Other Expenses	859	$ -	$ 2	$ 2	$ -	$ 2	$ 2
176	A_6790199-Fees-Miscellaneous	Other Expenses	859	$ -	$ 127	$ 129	$ -	$ 129	$ 133
177	A_6790210-Permitting	Other Expenses	859	$ -	$ 21,890	$ 22,246	$ -	$ 22,246	$ 22,891
178	A_6790320-Fleet Allocation	Other Expenses	859	$ -	$ 17,798	$ 18,087	$ -	$ 18,087	$ 18,611
179	A_6790800-Other Oper-Misc	Other Expenses	859	$ -	$ 3,478	$ 3,535	$ -	$ 3,535	$ 3,637
180	A_A6010000-1001/A6010000	Other Expenses	859	$ 3,081	$ 3,081	$ -	$ 3,134	$ 3,134	$ -
181	A_6100100-Contractor Services	Other Expenses	859	$ -	$ 11	$ 11	$ -	$ 11	$ 12
182	A_6400080-M&S Vehicle Fuel	Other Expenses	859	$ -	$ 164	$ 167	$ -	$ 167	$ 172
183	A_6400100-M&S OS Purchases	Other Expenses	859	$ -	$ 841	$ 855	$ -	$ 855	$ 880
184	A_6730030-Utilities-Telecom	Other Expenses	859	$ -	$ 10	$ 10	$ -	$ 10	$ 11
185	A_6790230-Postage Ship Courier	Other Expenses	859	$ -	$ 95	$ 97	$ -	$ 97	$ 100
186	A_6790321-Stores Allocation	Other Expenses	859	$ -	$ 96	$ 98	$ -	$ 98	$ 101
187	A_6790322-Small Tools Alloc	Other Expenses	859	$ -	$ 34	$ 34	$ -	$ 34	$ 35
188	**Total Transmission Operation Expenses**			**$ 4,863,191**	**$ 5,538,320**	**$ 686,087**	**$ 4,545,520**	**$ 5,231,607**	**$ 705,979**
189									
190	**Transmission Expenses - Maintenance:**								
191	A_6790326-Facilities Alloc	Rents	860	$ -	$ 230,040	$ 233,773	$ -	$ 233,773	$ 240,551
192	A_6010110-Labor Exempt ST	Maintenance of Mains	863	$ 15,726	$ 15,726	$ -	$ 15,996	$ 15,996	$ -
193	A_6010130-Labor Exempt NonProd	Maintenance of Mains	863	$ 3,354	$ 3,354	$ -	$ 3,412	$ 3,412	$ -
194	A_6010210-Labor NonExm ST	Maintenance of Mains	863	$ 94,729	$ 94,729	$ -	$ 96,359	$ 96,359	$ -
195	A_6010220-Labor NonExm OT	Maintenance of Mains	863	$ 19,459	$ 19,459	$ -	$ 19,794	$ 19,794	$ -
196	A_6010230-Labor NonExm NonProd	Maintenance of Mains	863	$ 14,950	$ 14,950	$ -	$ 15,207	$ 15,207	$ -
197	A_6010910-Labor OffCycle Bonus	Maintenance of Mains	863	$ 32	$ 32	$ -	$ 33	$ 33	$ -
198	A_6030010-EE ProfDue Subs Fees	Maintenance of Mains	863	$ -	$ 0	$ 0	$ -	$ 0	$ 0
199	A_6030040-EE Meals 50% Deduct	Maintenance of Mains	863	$ -	$ 458	$ 466	$ -	$ 466	$ 479

NMGC Exhibit ECB-5
Page 422 of 596

NEW MEXICO GAS COMPANY, INC.

Operations and Maintenance Summary
Base Period - 12 Months Ending March 31, 2023
Future Test Year - 12 Months Ending September 30, 2025

	A	B	C	AB	AC	AD	AE	AF
3	Description	Account Name	FERC Acct	Total Test Period Separately Forecasted Items	10/31/2024	11/30/2024	12/31/2024	1/31/2025
151	A_6400510-M&S Small Tools	Measuring and Regulating Station Expenses	857	$ -	$ 75	$ 75	$ 75	$ 75
152	A_6401000-M&S Inven Issue	Measuring and Regulating Station Expenses	857	$ -	$ 3,549	$ 3,549	$ 3,549	$ 3,549
153	A_6720020-LTLease-NonOffEquip	Measuring and Regulating Station Expenses	857	$ -	$ 579	$ 579	$ 579	$ 579
154	A_6790199-Fees-Miscellaneous	Measuring and Regulating Station Expenses	857	$ -	$ 141	$ 141	$ 141	$ 141
155	A_6790230-Postage Ship Courier	Measuring and Regulating Station Expenses	857	$ -	$ 74	$ 74	$ 74	$ 74
156	A_6790320-Fleet Allocation	Measuring and Regulating Station Expenses	857	$ -	$ 139	$ 139	$ 139	$ 139
157	A_6790321-Stores Allocation	Measuring and Regulating Station Expenses	857	$ -	$ 532	$ 532	$ 532	$ 532
158	A_6790322-Small Tools Alloc	Measuring and Regulating Station Expenses	857	$ -	$ 263	$ 263	$ 263	$ 263
159	A_A6010000-1001/A6010000	Measuring and Regulating Station Expenses	857	$ 2	$ 0	$ 0	$ 0	$ 0
160	A_6300100-Cost of Natural Gas	Transmission and Compression of Gas by Others	858	$ -	$ -	$ -	$ -	$ -
161	A_6010110-Labor Exempt ST	Other Expenses	859	$ 192,644	$ 16,054	$ 16,054	$ 16,054	$ 16,054
162	A_6010130-Labor Exempt NonProd	Other Expenses	859	$ 26,321	$ 2,193	$ 2,193	$ 2,193	$ 2,193
163	A_6010210-Labor NonExm ST	Other Expenses	859	$ 16,598	$ 1,383	$ 1,383	$ 1,383	$ 1,383
164	A_6010230-Labor NonExm NonProd	Other Expenses	859	$ 6,842	$ 570	$ 570	$ 570	$ 570
165	A_6030010-EE ProfDue Subs Fees	Other Expenses	859	$ -	$ 1,120	$ 1,120	$ 1,120	$ 1,120
166	A_6030040-EE Meals 50% Deduct	Other Expenses	859	$ -	$ 178	$ 178	$ 178	$ 178
167	A_6030060-EE Shoes Uniforms	Other Expenses	859	$ -	$ 64	$ 64	$ 64	$ 64
168	A_6030070-EE Training	Other Expenses	859	$ -	$ 154	$ 154	$ 154	$ 154
169	A_6030080-EE Travel Lodging	Other Expenses	859	$ -	$ 387	$ 387	$ 387	$ 387
170	A_6030091-EE Apprec and Gifts	Other Expenses	859	$ -	$ 0	$ 0	$ 0	$ 0
171	A_6030800-EE Miscellaneous	Other Expenses	859	$ -	$ 241	$ 241	$ 241	$ 241
172	A_6100070-Consultants-Mgmt	Other Expenses	859	$ -	$ 8	$ 8	$ 8	$ 8
173	A_6100080-Consultants-Other	Other Expenses	859	$ -	$ 1,828	$ 1,828	$ 1,828	$ 1,828
174	A_6400020-M&S Gen Office	Other Expenses	859	$ -	$ 13	$ 13	$ 13	$ 13
175	A_6500010-Transport-Vehicle	Other Expenses	859	$ -	$ 0	$ 0	$ 0	$ 0
176	A_6790199-Fees-Miscellaneous	Other Expenses	859	$ -	$ 11	$ 11	$ 11	$ 11
177	A_6790210-Permitting	Other Expenses	859	$ -	$ 1,908	$ 1,908	$ 1,908	$ 1,908
178	A_6790320-Fleet Allocation	Other Expenses	859	$ -	$ 1,551	$ 1,551	$ 1,551	$ 1,551
179	A_6790800-Other Oper-Misc	Other Expenses	859	$ -	$ 303	$ 303	$ 303	$ 303
180	A_A6010000-1001/A6010000	Other Expenses	859	$ 3,486	$ 291	$ 291	$ 291	$ 291
181	A_6100100-Contractor Services	Other Expenses	859	$ -	$ 1	$ 1	$ 1	$ 1
182	A_6400080-M&S Vehicle Fuel	Other Expenses	859	$ -	$ 14	$ 14	$ 14	$ 14
183	A_6400100-M&S OS Purchases	Other Expenses	859	$ -	$ 73	$ 73	$ 73	$ 73
184	A_6730030-Utilities-Telecom	Other Expenses	859	$ -	$ 1	$ 1	$ 1	$ 1
185	A_6790230-Postage Ship Courier	Other Expenses	859	$ -	$ 8	$ 8	$ 8	$ 8
186	A_6790321-Stores Allocation	Other Expenses	859	$ -	$ 8	$ 8	$ 8	$ 8
187	A_6790322-Small Tools Alloc	Other Expenses	859	$ -	$ 3	$ 3	$ 3	$ 3
188	**Total Transmission Operation Expenses**			**$ 5,384,352**	**$ 507,528**	**$ 507,528**	**$ 507,528**	**$ 507,528**
189								
190	**Transmission Expenses - Maintenance:**							
191	A_6790326-Facilities Alloc	Rents	860	$ -	$ 20,046	$ 20,046	$ 20,046	$ 20,046
192	A_6010110-Labor Exempt ST	Maintenance of Mains	863	$ 17,792	$ 1,483	$ 1,483	$ 1,483	$ 1,483
193	A_6010130-Labor Exempt NonProd	Maintenance of Mains	863	$ 3,795	$ 316	$ 316	$ 316	$ 316
194	A_6010210-Labor NonExm ST	Maintenance of Mains	863	$ 107,176	$ 8,931	$ 8,931	$ 8,931	$ 8,931
195	A_6010220-Labor NonExm OT	Maintenance of Mains	863	$ 22,016	$ 1,835	$ 1,835	$ 1,835	$ 1,835
196	A_6010230-Labor NonExm NonProd	Maintenance of Mains	863	$ 16,914	$ 1,410	$ 1,410	$ 1,410	$ 1,410
197	A_6010910-Labor OffCycle Bonus	Maintenance of Mains	863	$ 36	$ 3	$ 3	$ 3	$ 3
198	A_6030010-EE ProfDue Subs Fees	Maintenance of Mains	863	$ -	$ 0	$ 0	$ 0	$ 0
199	A_6030040-EE Meals 50% Deduct	Maintenance of Mains	863	$ -	$ 40	$ 40	$ 40	$ 40

NMGC Exhibit ECB-5
Page 423 of 596

NEW MEXICO GAS COMPANY, INC.

Operations and Maintenance Summary
Base Period - 12 Months Ending March 31, 2023
Future Test Year - 12 Months Ending September 30, 2025

	A	B	C	AG	AH	AI	AJ	AK
3	Description	Account Name	FERC Acct	2/28/2025	3/31/2025	4/30/2025	5/31/2025	6/30/2025
151	A_6400510-M&S Small Tools	Measuring and Regulating Station Expenses	857	$ 75	$ 75	$ 75	$ 75	$ 75
152	A_6401000-M&S Inven Issue	Measuring and Regulating Station Expenses	857	$ 3,549	$ 3,549	$ 3,549	$ 3,549	$ 3,549
153	A_6720020-LTLease-NonOffEquip	Measuring and Regulating Station Expenses	857	$ 579	$ 579	$ 579	$ 579	$ 579
154	A_6790199-Fees-Miscellaneous	Measuring and Regulating Station Expenses	857	$ 141	$ 141	$ 141	$ 141	$ 141
155	A_6790230-Postage Ship Courier	Measuring and Regulating Station Expenses	857	$ 74	$ 74	$ 74	$ 74	$ 74
156	A_6790320-Fleet Allocation	Measuring and Regulating Station Expenses	857	$ 139	$ 139	$ 139	$ 139	$ 139
157	A_6790321-Stores Allocation	Measuring and Regulating Station Expenses	857	$ 532	$ 532	$ 532	$ 532	$ 532
158	A_6790322-Small Tools Alloc	Measuring and Regulating Station Expenses	857	$ 263	$ 263	$ 263	$ 263	$ 263
159	A_A6010000-1001/A6010000	Measuring and Regulating Station Expenses	857	$ 0	$ 0	$ 0	$ 0	$ 0
160	A_6300100-Cost of Natural Gas	Transmission and Compression of Gas by Others	858	$ -	$ -	$ -	$ -	$ -
161	A_6010110-Labor Exempt ST	Other Expenses	859	$ 16,054	$ 16,054	$ 16,054	$ 16,054	$ 16,054
162	A_6010130-Labor Exempt NonProd	Other Expenses	859	$ 2,193	$ 2,193	$ 2,193	$ 2,193	$ 2,193
163	A_6010210-Labor NonExm ST	Other Expenses	859	$ 1,383	$ 1,383	$ 1,383	$ 1,383	$ 1,383
164	A_6010230-Labor NonExm NonProd	Other Expenses	859	$ 570	$ 570	$ 570	$ 570	$ 570
165	A_6030010-EE ProfDue Subs Fees	Other Expenses	859	$ 1,120	$ 1,120	$ 1,120	$ 1,120	$ 1,120
166	A_6030040-EE Meals 50% Deduct	Other Expenses	859	$ 178	$ 178	$ 178	$ 178	$ 178
167	A_6030060-EE Shoes Uniforms	Other Expenses	859	$ 64	$ 64	$ 64	$ 64	$ 64
168	A_6030070-EE Training	Other Expenses	859	$ 154	$ 154	$ 154	$ 154	$ 154
169	A_6030080-EE Travel Lodging	Other Expenses	859	$ 387	$ 387	$ 387	$ 387	$ 387
170	A_6030091-EE Apprec and Gifts	Other Expenses	859	$ 0	$ 0	$ 0	$ 0	$ 0
171	A_6030800-EE Miscellaneous	Other Expenses	859	$ 241	$ 241	$ 241	$ 241	$ 241
172	A_6100070-Consultants-Mgmt	Other Expenses	859	$ 8	$ 8	$ 8	$ 8	$ 8
173	A_6100080-Consultants-Other	Other Expenses	859	$ 1,828	$ 1,828	$ 1,828	$ 1,828	$ 1,828
174	A_6400020-M&S Gen Office	Other Expenses	859	$ 13	$ 13	$ 13	$ 13	$ 13
175	A_6500010-Transport-Vehicle	Other Expenses	859	$ 0	$ 0	$ 0	$ 0	$ 0
176	A_6790199-Fees-Miscellaneous	Other Expenses	859	$ 11	$ 11	$ 11	$ 11	$ 11
177	A_6790210-Permitting	Other Expenses	859	$ 1,908	$ 1,908	$ 1,908	$ 1,908	$ 1,908
178	A_6790320-Fleet Allocation	Other Expenses	859	$ 1,551	$ 1,551	$ 1,551	$ 1,551	$ 1,551
179	A_6790800-Other Oper-Misc	Other Expenses	859	$ 303	$ 303	$ 303	$ 303	$ 303
180	A_A6010000-1001/A6010000	Other Expenses	859	$ 291	$ 291	$ 291	$ 291	$ 291
181	A_6100100-Contractor Services	Other Expenses	859	$ 1	$ 1	$ 1	$ 1	$ 1
182	A_6400080-M&S Vehicle Fuel	Other Expenses	859	$ 14	$ 14	$ 14	$ 14	$ 14
183	A_6400100-M&S OS Purchases	Other Expenses	859	$ 73	$ 73	$ 73	$ 73	$ 73
184	A_6730030-Utilities-Telecom	Other Expenses	859	$ 1	$ 1	$ 1	$ 1	$ 1
185	A_6790230-Postage Ship Courier	Other Expenses	859	$ 8	$ 8	$ 8	$ 8	$ 8
186	A_6790321-Stores Allocation	Other Expenses	859	$ 8	$ 8	$ 8	$ 8	$ 8
187	A_6790322-Small Tools Alloc	Other Expenses	859	$ 3	$ 3	$ 3	$ 3	$ 3
188	**Total Transmission Operation Expenses**			**$ 507,528**	**$ 507,528**	**$ 507,528**	**$ 507,528**	**$ 507,528**
189								
190	**Transmission Expenses - Maintenance:**							
191	A_6790326-Facilities Alloc	Rents	860	$ 20,046	$ 20,046	$ 20,046	$ 20,046	$ 20,046
192	A_6010110-Labor Exempt ST	Maintenance of Mains	863	$ 1,483	$ 1,483	$ 1,483	$ 1,483	$ 1,483
193	A_6010130-Labor Exempt NonProd	Maintenance of Mains	863	$ 316	$ 316	$ 316	$ 316	$ 316
194	A_6010210-Labor NonExm ST	Maintenance of Mains	863	$ 8,931	$ 8,931	$ 8,931	$ 8,931	$ 8,931
195	A_6010220-Labor NonExm OT	Maintenance of Mains	863	$ 1,835	$ 1,835	$ 1,835	$ 1,835	$ 1,835
196	A_6010230-Labor NonExm NonProd	Maintenance of Mains	863	$ 1,410	$ 1,410	$ 1,410	$ 1,410	$ 1,410
197	A_6010910-Labor OffCycle Bonus	Maintenance of Mains	863	$ 3	$ 3	$ 3	$ 3	$ 3
198	A_6030010-EE ProfDue Subs Fees	Maintenance of Mains	863	$ 0	$ 0	$ 0	$ 0	$ 0
199	A_6030040-EE Meals 50% Deduct	Maintenance of Mains	863	$ 40	$ 40	$ 40	$ 40	$ 40

NMGC Exhibit ECB-5
Page 424 of 596

NEW MEXICO GAS COMPANY, INC.

Operations and Maintenance Summary
Base Period - 12 Months Ending March 31, 2023
Future Test Year - 12 Months Ending September 30, 2025

	A	B	C	AL	AM	AN	AO
3	Description	Account Name	FERC Acct	7/31/2025	8/31/2025	9/30/2025	Future Test Year Ending 9/30/2025
151	A_6400510-M&S Small Tools	Measuring and Regulating Station Expenses	857	$ 75	$ 75	$ 75	$ 900
152	A_6401000-M&S Inven Issue	Measuring and Regulating Station Expenses	857	$ 3,549	$ 3,549	$ 3,549	$ 42,593
153	A_6720020-LTLease-NonOffEquip	Measuring and Regulating Station Expenses	857	$ 579	$ 579	$ 579	$ 6,952
154	A_6790199-Fees-Miscellaneous	Measuring and Regulating Station Expenses	857	$ 141	$ 141	$ 141	$ 1,696
155	A_6790230-Postage Ship Courier	Measuring and Regulating Station Expenses	857	$ 74	$ 74	$ 74	$ 890
156	A_6790320-Fleet Allocation	Measuring and Regulating Station Expenses	857	$ 139	$ 139	$ 139	$ 1,668
157	A_6790321-Stores Allocation	Measuring and Regulating Station Expenses	857	$ 532	$ 532	$ 532	$ 6,380
158	A_6790322-Small Tools Alloc	Measuring and Regulating Station Expenses	857	$ 263	$ 263	$ 263	$ 3,156
159	A_A6010000-1001/A6010000	Measuring and Regulating Station Expenses	857	$ 0	$ 0	$ 0	$ 2
160	A_6300100-Cost of Natural Gas	Transmission and Compression of Gas by Others	858	$ -	$ -	$ -	$ -
161	A_6010110-Labor Exempt ST	Other Expenses	859	$ 16,054	$ 16,054	$ 16,054	$ 192,644
162	A_6010130-Labor Exempt NonProd	Other Expenses	859	$ 2,193	$ 2,193	$ 2,193	$ 26,321
163	A_6010210-Labor NonExm ST	Other Expenses	859	$ 1,383	$ 1,383	$ 1,383	$ 16,598
164	A_6010230-Labor NonExm NonProd	Other Expenses	859	$ 570	$ 570	$ 570	$ 6,842
165	A_6030010-EE ProfDue Subs Fees	Other Expenses	859	$ 1,120	$ 1,120	$ 1,120	$ 13,444
166	A_6030040-EE Meals 50% Deduct	Other Expenses	859	$ 178	$ 178	$ 178	$ 2,136
167	A_6030060-EE Shoes Uniforms	Other Expenses	859	$ 64	$ 64	$ 64	$ 771
168	A_6030070-EE Training	Other Expenses	859	$ 154	$ 154	$ 154	$ 1,852
169	A_6030080-EE Travel Lodging	Other Expenses	859	$ 387	$ 387	$ 387	$ 4,643
170	A_6030091-EE Apprec and Gifts	Other Expenses	859	$ 0	$ 0	$ 0	$ 1
171	A_6030800-EE Miscellaneous	Other Expenses	859	$ 241	$ 241	$ 241	$ 2,898
172	A_6100070-Consultants-Mgmt	Other Expenses	859	$ 8	$ 8	$ 8	$ 101
173	A_6100080-Consultants-Other	Other Expenses	859	$ 1,828	$ 1,828	$ 1,828	$ 21,938
174	A_6400020-M&S Gen Office	Other Expenses	859	$ 13	$ 13	$ 13	$ 153
175	A_6500010-Transport-Vehicle	Other Expenses	859	$ 0	$ 0	$ 0	$ 2
176	A_6790199-Fees-Miscellaneous	Other Expenses	859	$ 11	$ 11	$ 11	$ 133
177	A_6790210-Permitting	Other Expenses	859	$ 1,908	$ 1,908	$ 1,908	$ 22,891
178	A_6790320-Fleet Allocation	Other Expenses	859	$ 1,551	$ 1,551	$ 1,551	$ 18,611
179	A_6790800-Other Oper-Misc	Other Expenses	859	$ 303	$ 303	$ 303	$ 3,637
180	A_A6010000-1001/A6010000	Other Expenses	859	$ 291	$ 291	$ 291	$ 3,486
181	A_6100100-Contractor Services	Other Expenses	859	$ 1	$ 1	$ 1	$ 12
182	A_6400080-M&S Vehicle Fuel	Other Expenses	859	$ 14	$ 14	$ 14	$ 172
183	A_6400100-M&S OS Purchases	Other Expenses	859	$ 73	$ 73	$ 73	$ 880
184	A_6730030-Utilities-Telecom	Other Expenses	859	$ 1	$ 1	$ 1	$ 11
185	A_6790230-Postage Ship Courier	Other Expenses	859	$ 8	$ 8	$ 8	$ 100
186	A_6790321-Stores Allocation	Other Expenses	859	$ 8	$ 8	$ 8	$ 101
187	A_6790322-Small Tools Alloc	Other Expenses	859	$ 3	$ 3	$ 3	$ 35
188	**Total Transmission Operation Expenses**			**$ 507,528**	**$ 507,528**	**$ 507,528**	**$ 6,090,332**
189							
190	**Transmission Expenses - Maintenance:**						
191	A_6790326-Facilities Alloc	Rents	860	$ 20,046	$ 20,046	$ 20,046	$ 240,551
192	A_6010110-Labor Exempt ST	Maintenance of Mains	863	$ 1,483	$ 1,483	$ 1,483	$ 17,792
193	A_6010130-Labor Exempt NonProd	Maintenance of Mains	863	$ 316	$ 316	$ 316	$ 3,795
194	A_6010210-Labor NonExm ST	Maintenance of Mains	863	$ 8,931	$ 8,931	$ 8,931	$ 107,176
195	A_6010220-Labor NonExm OT	Maintenance of Mains	863	$ 1,835	$ 1,835	$ 1,835	$ 22,016
196	A_6010230-Labor NonExm NonProd	Maintenance of Mains	863	$ 1,410	$ 1,410	$ 1,410	$ 16,914
197	A_6010910-Labor OffCycle Bonus	Maintenance of Mains	863	$ 3	$ 3	$ 3	$ 36
198	A_6030010-EE ProfDue Subs Fees	Maintenance of Mains	863	$ 0	$ 0	$ 0	$ 0
199	A_6030040-EE Meals 50% Deduct	Maintenance of Mains	863	$ 40	$ 40	$ 40	$ 479

NMGC Exhibit ECB-5
Page 425 of 596

NEW MEXICO GAS COMPANY, INC.

Operations and Maintenance Summary
Base Period - 12 Months Ending March 31, 2023
Future Test Year - 12 Months Ending September 30, 2025

	A	B	C	D	E	F	G	H	I
3	Description	Account Name	FERC Acct	4/30/2022	5/31/2022	6/30/2022	7/31/2022	8/31/2022	9/30/2022
200	A_6030060-EE Shoes Uniforms	Maintenance of Mains	863	$ 5	$ 50	$ 4	$ 14	$ 64	$ 20
201	A_6030070-EE Training	Maintenance of Mains	863	$ -	$ 134	$ -	$ -	$ -	$ 4
202	A_6030091-EE Apprec and Gifts	Maintenance of Mains	863	$ -	$ 0	$ -	$ -	$ 0	$ -
203	A_6030800-EE Miscellaneous	Maintenance of Mains	863	$ -	$ 0	$ 0	$ 0	$ (0)	$ -
204	A_6100070-Consultants-Mgmt	Maintenance of Mains	863	$ 0	$ -	$ -	$ -	$ -	$ -
205	A_6100080-Consultants-Other	Maintenance of Mains	863	$ -	$ -	$ -	$ -	$ -	$ -
206	A_6100100-Contractor Services	Maintenance of Mains	863	$ -	$ 1,849	$ 3,376	$ -	$ -	$ 303
207	A_6400100-M&S OS Purchases	Maintenance of Mains	863	$ -	$ 32	$ 59	$ 151	$ 70	$ 5,207
208	A_6400500-M&S Parts	Maintenance of Mains	863	$ -	$ -	$ -	$ -	$ -	$ 145
209	A_6400510-M&S Small Tools	Maintenance of Mains	863	$ -	$ -	$ -	$ -	$ -	$ -
210	A_6401000-M&S Inven Issue	Maintenance of Mains	863	$ -	$ -	$ -	$ -	$ 38	$ 307
211	A_6790320-Fleet Allocation	Maintenance of Mains	863	$ 868	$ 3,529	$ 495	$ 1,589	$ 1,850	$ 2,423
212	A_6790321-Stores Allocation	Maintenance of Mains	863	$ -	$ 6	$ 7	$ 9	$ 9	$ 231
213	A_6790322-Small Tools Alloc	Maintenance of Mains	863	$ -	$ 1	$ 2	$ 3	$ 4	$ 82
214	A_6010000-1001/A6010000	Maintenance of Mains	863	$ 22	$ 4	$ 0	$ -	$ -	$ 0
215	A_6010010-1001/R6010010	Maintenance of Mains	863	$ 4	$ -	$ -	$ -	$ 9	$ -
216	A_6500010-Transport-Vehicle	Maintenance of Mains	863	$ -	$ -	$ -	$ -	$ -	$ 2,605
217	A_6710060-ST Rent-Vehicle	Maintenance of Mains	863	$ -	$ -	$ -	$ -	$ 1,641	$ -
218	A_6010110-Labor Exempt ST	Maintenance of Compressor Station Equipment	864	$ 5,128	$ 6,519	$ 6,575	$ 5,247	$ 7,837	$ 8,282
219	A_6010130-Labor Exempt NonProd	Maintenance of Compressor Station Equipment	864	$ 2,563	$ (781)	$ 1,816	$ 2,978	$ 1,600	$ 650
220	A_6010210-Labor NonExm ST	Maintenance of Compressor Station Equipment	864	$ 21,317	$ 15,905	$ 17,278	$ 19,772	$ 22,541	$ 15,933
221	A_6010220-Labor NonExm OT	Maintenance of Compressor Station Equipment	864	$ 5,613	$ 3,809	$ 1,361	$ 7,364	$ 3,094	$ 689
222	A_6010230-Labor NonExm NonProd	Maintenance of Compressor Station Equipment	864	$ 1,138	$ 854	$ 4,928	$ 3,282	$ 2,961	$ 8,201
223	A_6010910-Labor OffCycle Bonus	Maintenance of Compressor Station Equipment	864	$ -	$ -	$ -	$ 0	$ -	$ -
224	A_6030010-EE ProfDue Subs Fees	Maintenance of Compressor Station Equipment	864	$ -	$ -	$ -	$ -	$ -	$ -
225	A_6030040-EE Meals 50% Deduct	Maintenance of Compressor Station Equipment	864	$ 840	$ 537	$ 234	$ 231	$ 799	$ 597
226	A_6030060-EE Shoes Uniforms	Maintenance of Compressor Station Equipment	864	$ -	$ 0	$ 0	$ 0	$ -	$ -
227	A_6030070-EE Training	Maintenance of Compressor Station Equipment	864	$ -	$ 149	$ 315	$ -	$ -	$ 8
228	A_6030080-EE Travel Lodging	Maintenance of Compressor Station Equipment	864	$ 3,127	$ 1,454	$ 944	$ 928	$ 3,141	$ 1,349
229	A_6030091-EE Apprec and Gifts	Maintenance of Compressor Station Equipment	864	$ -	$ 0	$ -	$ -	$ 1	$ -
230	A_6030800-EE Miscellaneous	Maintenance of Compressor Station Equipment	864	$ -	$ 0	$ 1	$ 0	$ 99	$ -
231	A_6100040-Consultants-Engineer	Maintenance of Compressor Station Equipment	864	$ -	$ -	$ 1,029	$ -	$ -	$ -
232	A_6100070-Consultants-Mgmt	Maintenance of Compressor Station Equipment	864	$ 2	$ -	$ -	$ -	$ -	$ -
233	A_6100080-Consultants-Other	Maintenance of Compressor Station Equipment	864	$ 22,419	$ 2,999	$ 12,878	$ 4,946	$ 8,851	$ 2,677
234	A_6100100-Contractor Services	Maintenance of Compressor Station Equipment	864	$ -	$ -	$ -	$ -	$ -	$ -
235	A_6400020-M&S Gen Office	Maintenance of Compressor Station Equipment	864	$ -	$ 33	$ 63	$ -	$ -	$ -
236	A_6400050-M&S Lubricants	Maintenance of Compressor Station Equipment	864	$ -	$ -	$ -	$ -	$ -	$ 4,923
237	A_6400080-M&S Vehicle Fuel	Maintenance of Compressor Station Equipment	864	$ -	$ 251	$ 22	$ -	$ -	$ -
238	A_6400100-M&S OS Purchases	Maintenance of Compressor Station Equipment	864	$ 4,911	$ 3,515	$ 4,884	$ 2,915	$ 26,421	$ 19,873
239	A_6400510-M&S Small Tools	Maintenance of Compressor Station Equipment	864	$ 66	$ 119	$ -	$ -	$ 133	$ -
240	A_6500010-Transport-Vehicle	Maintenance of Compressor Station Equipment	864	$ 73	$ -	$ 42	$ -	$ 42	$ 242
241	A_6730030-Utilities-Telecom	Maintenance of Compressor Station Equipment	864	$ -	$ -	$ -	$ -	$ -	$ -
242	A_6790230-Postage Ship Courier	Maintenance of Compressor Station Equipment	864	$ 10	$ -	$ -	$ -	$ 53	$ -
243	A_6790320-Fleet Allocation	Maintenance of Compressor Station Equipment	864	$ 4,232	$ 4,098	$ 3,869	$ 4,956	$ 4,892	$ 4,399
244	A_6790321-Stores Allocation	Maintenance of Compressor Station Equipment	864	$ 336	$ 622	$ 558	$ 176	$ 2,106	$ 833
245	A_6790322-Small Tools Alloc	Maintenance of Compressor Station Equipment	864	$ 160	$ 116	$ 197	$ 49	$ 1,064	$ 295
246	A_6010000-1001/A6010000	Maintenance of Compressor Station Equipment	864	$ 0	$ 0	$ -	$ -	$ -	$ 0
247	A_6010010-1001/R6010010	Maintenance of Compressor Station Equipment	864	$ -	$ -	$ -	$ 0	$ -	$ -
248	A_6400010-M&S FurnOffEquip	Maintenance of Compressor Station Equipment	864	$ 58	$ -	$ -	$ -	$ -	$ -

NMGC Exhibit ECB-5
Page 426 of 596

NEW MEXICO GAS COMPANY, INC.

Operations and Maintenance Summary
Base Period - 12 Months Ending March 31, 2023
Future Test Year - 12 Months Ending September 30, 2025

	A	B	C	J	K	L	M	N	O
3	Description	Account Name	FERC Acct	10/31/2022	11/30/2022	12/31/2022	1/31/2023	2/28/2023	3/31/2023
200	A_6030060-EE Shoes Uniforms	Maintenance of Mains	863	$ -	$ 13	$ 8	$ 1,553	$ 23	$ 14
201	A_6030070-EE Training	Maintenance of Mains	863	$ 15	$ 10	$ 9	$ 143	$ (14)	$ -
202	A_6030091-EE Apprec and Gifts	Maintenance of Mains	863	$ -	$ -	$ -	$ -	$ -	$ -
203	A_6030800-EE Miscellaneous	Maintenance of Mains	863	$ 86	$ -	$ -	$ -	$ -	$ -
204	A_6100070-Consultants-Mgmt	Maintenance of Mains	863	$ -	$ 70	$ 13	$ -	$ -	$ -
205	A_6100080-Consultants-Other	Maintenance of Mains	863	$ -	$ -	$ -	$ -	$ 116	$ -
206	A_6100100-Contractor Services	Maintenance of Mains	863	$ 6,295	$ -	$ -	$ -	$ -	$ 1,491
207	A_6400100-M&S OS Purchases	Maintenance of Mains	863	$ 10,562	$ -	$ -	$ -	$ -	$ -
208	A_6400500-M&S Parts	Maintenance of Mains	863	$ 219	$ -	$ -	$ -	$ -	$ -
209	A_6400510-M&S Small Tools	Maintenance of Mains	863	$ 167	$ -	$ -	$ -	$ 90	$ -
210	A_6401000-M&S Inven Issue	Maintenance of Mains	863	$ 1,050	$ -	$ -	$ 300	$ 459	$ 919
211	A_6790320-Fleet Allocation	Maintenance of Mains	863	$ 515	$ 1,957	$ 615	$ 1,876	$ 1,146	$ 813
212	A_6790321-Stores Allocation	Maintenance of Mains	863	$ 879	$ -	$ -	$ 37	$ 19	$ 55
213	A_6790322-Small Tools Alloc	Maintenance of Mains	863	$ 625	$ -	$ -	$ 23	$ 35	$ 19
214	A_6010000-1001/A6010000	Maintenance of Mains	863	$ 4	$ (481)	$ 5	$ 1	$ 27	$ 26
215	A_6010010-1001/R6010010	Maintenance of Mains	863	$ 1	$ (628)	$ -	$ -	$ 0	$ -
216	A_6500010-Transport-Vehicle	Maintenance of Mains	863	$ -	$ -	$ -	$ -	$ -	$ -
217	A_6710060-ST Rent-Vehicle	Maintenance of Mains	863	$ -	$ -	$ -	$ -	$ -	$ -
218	A_6010110-Labor Exempt ST	Maintenance of Compressor Station Equipment	864	$ 4,376	$ 7,848	$ 5,672	$ 5,517	$ 7,536	$ 8,690
219	A_6010130-Labor Exempt NonProd	Maintenance of Compressor Station Equipment	864	$ 2,379	$ 224	$ 2,380	$ 1,689	$ (253)	$ 28
220	A_6010210-Labor NonExm ST	Maintenance of Compressor Station Equipment	864	$ 18,661	$ 19,744	$ 11,622	$ 11,192	$ 14,320	$ 18,679
221	A_6010220-Labor NonExm OT	Maintenance of Compressor Station Equipment	864	$ 9,908	$ (1,261)	$ 4,623	$ 3,901	$ 6,512	$ 14,811
222	A_6010230-Labor NonExm NonProd	Maintenance of Compressor Station Equipment	864	$ (1,307)	$ 3,029	$ 4,638	$ 4,892	$ 3,694	$ 6,412
223	A_6010910-Labor OffCycle Bonus	Maintenance of Compressor Station Equipment	864	$ 0	$ -	$ -	$ 1,087	$ -	$ -
224	A_6030010-EE ProfDue Subs Fees	Maintenance of Compressor Station Equipment	864	$ 3	$ -	$ -	$ -	$ -	$ -
225	A_6030040-EE Meals 50% Deduct	Maintenance of Compressor Station Equipment	864	$ 525	$ 286	$ 527	$ 300	$ 636	$ 1,463
226	A_6030060-EE Shoes Uniforms	Maintenance of Compressor Station Equipment	864	$ -	$ 1	$ 0	$ 2,720	$ 618	$ 3
227	A_6030070-EE Training	Maintenance of Compressor Station Equipment	864	$ 138	$ 15	$ 51	$ 278	$ (55)	$ -
228	A_6030080-EE Travel Lodging	Maintenance of Compressor Station Equipment	864	$ 2,451	$ 1,781	$ 1,736	$ 1,209	$ 3,328	$ 6,467
229	A_6030091-EE Apprec and Gifts	Maintenance of Compressor Station Equipment	864	$ -	$ -	$ -	$ -	$ -	$ -
230	A_6030800-EE Miscellaneous	Maintenance of Compressor Station Equipment	864	$ -	$ -	$ 24	$ 20	$ 63	$ -
231	A_6100040-Consultants-Engineer	Maintenance of Compressor Station Equipment	864	$ -	$ -	$ -	$ -	$ -	$ -
232	A_6100070-Consultants-Mgmt	Maintenance of Compressor Station Equipment	864	$ -	$ 103	$ 79	$ -	$ -	$ -
233	A_6100080-Consultants-Other	Maintenance of Compressor Station Equipment	864	$ 16,172	$ 13,349	$ 39,503	$ 1,486	$ 5,468	$ 3,159
234	A_6100100-Contractor Services	Maintenance of Compressor Station Equipment	864	$ 6,295	$ -	$ -	$ -	$ -	$ (3,522)
235	A_6400020-M&S Gen Office	Maintenance of Compressor Station Equipment	864	$ -	$ -	$ -	$ 18	$ -	$ -
236	A_6400050-M&S Lubricants	Maintenance of Compressor Station Equipment	864	$ -	$ 4,381	$ -	$ 4,546	$ 4,553	$ -
237	A_6400080-M&S Vehicle Fuel	Maintenance of Compressor Station Equipment	864	$ -	$ -	$ -	$ 275	$ 46	$ -
238	A_6400100-M&S OS Purchases	Maintenance of Compressor Station Equipment	864	$ 6,173	$ 3,779	$ 10,226	$ 27,705	$ 13,765	$ 18,239
239	A_6400510-M&S Small Tools	Maintenance of Compressor Station Equipment	864	$ 113	$ -	$ 109	$ 68	$ 1,050	$ 267
240	A_6500010-Transport-Vehicle	Maintenance of Compressor Station Equipment	864	$ 35	$ -	$ 258	$ -	$ -	$ -
241	A_6730030-Utilities-Telecom	Maintenance of Compressor Station Equipment	864	$ -	$ -	$ -	$ -	$ -	$ 241
242	A_6790230-Postage Ship Courier	Maintenance of Compressor Station Equipment	864	$ 214	$ -	$ 11	$ 63	$ 11	$ 120
243	A_6790320-Fleet Allocation	Maintenance of Compressor Station Equipment	864	$ 3,501	$ 3,692	$ 3,076	$ 3,000	$ 3,938	$ 4,510
244	A_6790321-Stores Allocation	Maintenance of Compressor Station Equipment	864	$ 467	$ 76	$ 935	$ 3,378	$ 578	$ 1,095
245	A_6790322-Small Tools Alloc	Maintenance of Compressor Station Equipment	864	$ 332	$ 70	$ 233	$ 2,129	$ 1,036	$ 376
246	A_6010000-1001/A6010000	Maintenance of Compressor Station Equipment	864	$ 0	$ 0	$ 0	$ 0	$ 2	$ 2
247	A_6010010-1001/R6010010	Maintenance of Compressor Station Equipment	864	$ -	$ -	$ -	$ -	$ 1	$ -
248	A_6400010-M&S FurnOffEquip	Maintenance of Compressor Station Equipment	864	$ -	$ -	$ -	$ -	$ -	$ -

NMGC Exhibit ECB-5
Page 427 of 596

NEW MEXICO GAS COMPANY, INC.

Operations and Maintenance Summary
Base Period - 12 Months Ending March 31, 2023
Future Test Year - 12 Months Ending September 30, 2025

	A	B	C	P	Q	R	S	T	U
3	Description	Account Name	FERC Acct	Total Company Unadjusted Base Period Ending 3/31/2023	Base Period Adjustments	Adjusted Base Period	Removal of Separately Forecasted Items (To be added back Later)	Remaining Base Period O&M to be Escalated	Escalated Linkage 1 - Results of Pure Escalation of 3.93%
200	A_6030060-EE Shoes Uniforms	Maintenance of Mains	863	$ 1,767	$ -	$ 1,767	$ -	$ 1,767	$ 1,837
201	A_6030070-EE Training	Maintenance of Mains	863	$ 302	$ -	$ 302	$ -	$ 302	$ 314
202	A_6030091-EE Apprec and Gifts	Maintenance of Mains	863	$ 1	$ -	$ 1	$ -	$ 1	$ 1
203	A_6030800-EE Miscellaneous	Maintenance of Mains	863	$ 86	$ -	$ 86	$ -	$ 86	$ 89
204	A_6100070-Consultants-Mgmt	Maintenance of Mains	863	$ 83	$ -	$ 83	$ -	$ 83	$ 86
205	A_6100080-Consultants-Other	Maintenance of Mains	863	$ 116	$ -	$ 116	$ -	$ 116	$ 121
206	A_6100100-Contractor Services	Maintenance of Mains	863	$ 13,313	$ -	$ 13,313	$ -	$ 13,313	$ 13,836
207	A_6400100-M&S OS Purchases	Maintenance of Mains	863	$ 16,081	$ -	$ 16,081	$ -	$ 16,081	$ 16,713
208	A_6400500-M&S Parts	Maintenance of Mains	863	$ 364	$ -	$ 364	$ -	$ 364	$ 379
209	A_6400510-M&S Small Tools	Maintenance of Mains	863	$ 257	$ -	$ 257	$ -	$ 257	$ 267
210	A_6401000-M&S Inven Issue	Maintenance of Mains	863	$ 3,073	$ -	$ 3,073	$ -	$ 3,073	$ 3,193
211	A_6790320-Fleet Allocation	Maintenance of Mains	863	$ 17,677	$ -	$ 17,677	$ -	$ 17,677	$ 18,372
212	A_6790321-Stores Allocation	Maintenance of Mains	863	$ 1,251	$ -	$ 1,251	$ -	$ 1,251	$ 1,301
213	A_6790322-Small Tools Alloc	Maintenance of Mains	863	$ 793	$ -	$ 793	$ -	$ 793	$ 825
214	A_6010000-1001/A6010000	Maintenance of Mains	863	$ (392)	$ (22)	$ (414)	$ 414	$ -	$ -
215	A_6010010-1001/R6010010	Maintenance of Mains	863	$ (615)	$ (34)	$ (649)	$ 649	$ -	$ -
216	A_6500010-Transport-Vehicle	Maintenance of Mains	863	$ 2,605	$ -	$ 2,605	$ -	$ 2,605	$ 2,708
217	A_6710060-ST Rent-Vehicle	Maintenance of Mains	863	$ 1,641	$ -	$ 1,641	$ -	$ 1,641	$ 1,705
218	A_6010110-Labor Exempt ST	Maintenance of Compressor Station Equipment	864	$ 79,228	$ 10,688	$ 89,916	$ (89,916)	$ -	$ -
219	A_6010130-Labor Exempt NonProd	Maintenance of Compressor Station Equipment	864	$ 15,275	$ 840	$ 16,115	$ (16,115)	$ -	$ -
220	A_6010210-Labor NonExm ST	Maintenance of Compressor Station Equipment	864	$ 206,965	$ 27,920	$ 234,884	$ (234,884)	$ -	$ -
221	A_6010220-Labor NonExm OT	Maintenance of Compressor Station Equipment	864	$ 60,423	$ (9,647)	$ 50,776	$ (50,776)	$ -	$ -
222	A_6010230-Labor NonExm NonProd	Maintenance of Compressor Station Equipment	864	$ 42,723	$ 2,349	$ 45,072	$ (45,072)	$ -	$ -
223	A_6010910-Labor OffCycle Bonus	Maintenance of Compressor Station Equipment	864	$ 1,087	$ 60	$ 1,147	$ (1,147)	$ -	$ -
224	A_6030010-EE ProfDue Subs Fees	Maintenance of Compressor Station Equipment	864	$ 3	$ -	$ 3	$ -	$ 3	$ 3
225	A_6030040-EE Meals 50% Deduct	Maintenance of Compressor Station Equipment	864	$ 6,976	$ -	$ 6,976	$ -	$ 6,976	$ 7,250
226	A_6030060-EE Shoes Uniforms	Maintenance of Compressor Station Equipment	864	$ 3,343	$ -	$ 3,343	$ -	$ 3,343	$ 3,475
227	A_6030070-EE Training	Maintenance of Compressor Station Equipment	864	$ 900	$ -	$ 900	$ -	$ 900	$ 935
228	A_6030080-EE Travel Lodging	Maintenance of Compressor Station Equipment	864	$ 27,915	$ -	$ 27,915	$ -	$ 27,915	$ 29,013
229	A_6030091-EE Apprec and Gifts	Maintenance of Compressor Station Equipment	864	$ 1	$ -	$ 1	$ -	$ 1	$ 1
230	A_6030800-EE Miscellaneous	Maintenance of Compressor Station Equipment	864	$ 208	$ -	$ 208	$ -	$ 208	$ 216
231	A_6100040-Consultants-Engineer	Maintenance of Compressor Station Equipment	864	$ 1,029	$ -	$ 1,029	$ -	$ 1,029	$ 1,069
232	A_6100070-Consultants-Mgmt	Maintenance of Compressor Station Equipment	864	$ 184	$ -	$ 184	$ -	$ 184	$ 191
233	A_6100080-Consultants-Other	Maintenance of Compressor Station Equipment	864	$ 133,905	$ -	$ 133,905	$ -	$ 133,905	$ 139,171
234	A_6100100-Contractor Services	Maintenance of Compressor Station Equipment	864	$ 2,773	$ -	$ 2,773	$ -	$ 2,773	$ 2,882
235	A_6400020-M&S Gen Office	Maintenance of Compressor Station Equipment	864	$ 114	$ -	$ 114	$ -	$ 114	$ 118
236	A_6400050-M&S Lubricants	Maintenance of Compressor Station Equipment	864	$ 18,403	$ -	$ 18,403	$ -	$ 18,403	$ 19,127
237	A_6400080-M&S Vehicle Fuel	Maintenance of Compressor Station Equipment	864	$ 594	$ -	$ 594	$ -	$ 594	$ 618
238	A_6400100-M&S OS Purchases	Maintenance of Compressor Station Equipment	864	$ 142,406	$ -	$ 142,406	$ -	$ 142,406	$ 148,005
239	A_6400510-M&S Small Tools	Maintenance of Compressor Station Equipment	864	$ 1,925	$ -	$ 1,925	$ -	$ 1,925	$ 2,001
240	A_6500010-Transport-Vehicle	Maintenance of Compressor Station Equipment	864	$ 691	$ -	$ 691	$ -	$ 691	$ 718
241	A_6730030-Utilities-Telecom	Maintenance of Compressor Station Equipment	864	$ 241	$ -	$ 241	$ -	$ 241	$ 251
242	A_6790230-Postage Ship Courier	Maintenance of Compressor Station Equipment	864	$ 482	$ -	$ 482	$ -	$ 482	$ 501
243	A_6790320-Fleet Allocation	Maintenance of Compressor Station Equipment	864	$ 48,163	$ -	$ 48,163	$ -	$ 48,163	$ 50,056
244	A_6790321-Stores Allocation	Maintenance of Compressor Station Equipment	864	$ 11,161	$ -	$ 11,161	$ -	$ 11,161	$ 11,600
245	A_6790322-Small Tools Alloc	Maintenance of Compressor Station Equipment	864	$ 6,056	$ -	$ 6,056	$ -	$ 6,056	$ 6,294
246	A_6010000-1001/A6010000	Maintenance of Compressor Station Equipment	864	$ 4	$ 0	$ 4	$ (4)	$ -	$ -
247	A_6010010-1001/R6010010	Maintenance of Compressor Station Equipment	864	$ 1	$ 0	$ 1	$ (1)	$ -	$ -
248	A_6400010-M&S FurnOffEquip	Maintenance of Compressor Station Equipment	864	$ 58	$ -	$ 58	$ -	$ 58	$ 60

NMGC Exhibit ECB-5
Page 428 of 596

NEW MEXICO GAS COMPANY, INC.

Operations and Maintenance Summary
Base Period - 12 Months Ending March 31, 2023
Future Test Year - 12 Months Ending September 30, 2025

	A	B	C	V	W	X	Y	Z	AA
3	Description	Account Name	FERC Acct	Total Linkage 1 Period Separately Forecasted Items	Linkage 1 Ending 3/31/2024	Escalated Linkage 2 - Results of Pure Escalation of 1.62%	Total Linkage 2 Period Separately Forecasted Items	Linkage 2 Ending 9/30/2024	Escalated Test Year - Results of Pure Escalation of 2.90%
200	A_6030060-EE Shoes Uniforms	Maintenance of Mains	863	$ -	$ 1,837	$ 1,867	$ -	$ 1,867	$ 1,921
201	A_6030070-EE Training	Maintenance of Mains	863	$ -	$ 314	$ 319	$ -	$ 319	$ 328
202	A_6030091-EE Apprec and Gifts	Maintenance of Mains	863	$ -	$ 1	$ 1	$ -	$ 1	$ 1
203	A_6030800-EE Miscellaneous	Maintenance of Mains	863	$ -	$ 89	$ 91	$ -	$ 91	$ 93
204	A_6100070-Consultants-Mgmt	Maintenance of Mains	863	$ -	$ 86	$ 88	$ -	$ 88	$ 90
205	A_6100080-Consultants-Other	Maintenance of Mains	863	$ -	$ 121	$ 123	$ -	$ 123	$ 126
206	A_6100100-Contractor Services	Maintenance of Mains	863	$ -	$ 13,836	$ 14,061	$ -	$ 14,061	$ 14,469
207	A_6400100-M&S OS Purchases	Maintenance of Mains	863	$ -	$ 16,713	$ 16,984	$ -	$ 16,984	$ 17,477
208	A_6400500-M&S Parts	Maintenance of Mains	863	$ -	$ 379	$ 385	$ -	$ 385	$ 396
209	A_6400510-M&S Small Tools	Maintenance of Mains	863	$ -	$ 267	$ 271	$ -	$ 271	$ 279
210	A_6401000-M&S Inven Issue	Maintenance of Mains	863	$ -	$ 3,193	$ 3,245	$ -	$ 3,245	$ 3,339
211	A_6790320-Fleet Allocation	Maintenance of Mains	863	$ -	$ 18,372	$ 18,670	$ -	$ 18,670	$ 19,211
212	A_6790321-Stores Allocation	Maintenance of Mains	863	$ -	$ 1,301	$ 1,322	$ -	$ 1,322	$ 1,360
213	A_6790322-Small Tools Alloc	Maintenance of Mains	863	$ -	$ 825	$ 838	$ -	$ 838	$ 862
214	A_6010000-1001/A6010000	Maintenance of Mains	863	$ (421)	$ (421)	$ -	$ (429)	$ (429)	$ -
215	A_6010010-1001/R6010010	Maintenance of Mains	863	$ (660)	$ (660)	$ -	$ (671)	$ (671)	$ -
216	A_6500010-Transport-Vehicle	Maintenance of Mains	863	$ -	$ 2,708	$ 2,752	$ -	$ 2,752	$ 2,832
217	A_6710060-ST Rent-Vehicle	Maintenance of Mains	863	$ -	$ 1,705	$ 1,733	$ -	$ 1,733	$ 1,783
218	A_6010110-Labor Exempt ST	Maintenance of Compressor Station Equipment	864	$ 91,490	$ 91,490	$ -	$ 93,063	$ 93,063	$ -
219	A_6010130-Labor Exempt NonProd	Maintenance of Compressor Station Equipment	864	$ 16,397	$ 16,397	$ -	$ 16,679	$ 16,679	$ -
220	A_6010210-Labor NonExm ST	Maintenance of Compressor Station Equipment	864	$ 238,995	$ 238,995	$ -	$ 243,105	$ 243,105	$ -
221	A_6010220-Labor NonExm OT	Maintenance of Compressor Station Equipment	864	$ 51,665	$ 51,665	$ -	$ 52,553	$ 52,553	$ -
222	A_6010230-Labor NonExm NonProd	Maintenance of Compressor Station Equipment	864	$ 45,861	$ 45,861	$ -	$ 46,650	$ 46,650	$ -
223	A_6010910-Labor OffCycle Bonus	Maintenance of Compressor Station Equipment	864	$ 1,167	$ 1,167	$ -	$ 1,187	$ 1,187	$ -
224	A_6030010-EE ProfDue Subs Fees	Maintenance of Compressor Station Equipment	864	$ -	$ 3	$ 3	$ -	$ 3	$ 3
225	A_6030040-EE Meals 50% Deduct	Maintenance of Compressor Station Equipment	864	$ -	$ 7,250	$ 7,368	$ -	$ 7,368	$ 7,581
226	A_6030060-EE Shoes Uniforms	Maintenance of Compressor Station Equipment	864	$ -	$ 3,475	$ 3,531	$ -	$ 3,531	$ 3,633
227	A_6030070-EE Training	Maintenance of Compressor Station Equipment	864	$ -	$ 935	$ 950	$ -	$ 950	$ 978
228	A_6030080-EE Travel Lodging	Maintenance of Compressor Station Equipment	864	$ -	$ 29,013	$ 29,484	$ -	$ 29,484	$ 30,338
229	A_6030091-EE Apprec and Gifts	Maintenance of Compressor Station Equipment	864	$ -	$ 1	$ 1	$ -	$ 1	$ 1
230	A_6030800-EE Miscellaneous	Maintenance of Compressor Station Equipment	864	$ -	$ 216	$ 219	$ -	$ 219	$ 226
231	A_6100040-Consultants-Engineer	Maintenance of Compressor Station Equipment	864	$ -	$ 1,069	$ 1,087	$ -	$ 1,087	$ 1,118
232	A_6100070-Consultants-Mgmt	Maintenance of Compressor Station Equipment	864	$ -	$ 191	$ 194	$ -	$ 194	$ 200
233	A_6100080-Consultants-Other	Maintenance of Compressor Station Equipment	864	$ -	$ 139,171	$ 141,429	$ -	$ 141,429	$ 145,530
234	A_6100100-Contractor Services	Maintenance of Compressor Station Equipment	864	$ -	$ 2,882	$ 2,929	$ -	$ 2,929	$ 3,014
235	A_6400020-M&S Gen Office	Maintenance of Compressor Station Equipment	864	$ -	$ 118	$ 120	$ -	$ 120	$ 124
236	A_6400050-M&S Lubricants	Maintenance of Compressor Station Equipment	864	$ -	$ 19,127	$ 19,437	$ -	$ 19,437	$ 20,001
237	A_6400080-M&S Vehicle Fuel	Maintenance of Compressor Station Equipment	864	$ -	$ 618	$ 628	$ -	$ 628	$ 646
238	A_6400100-M&S OS Purchases	Maintenance of Compressor Station Equipment	864	$ -	$ 148,005	$ 150,407	$ -	$ 150,407	$ 154,768
239	A_6400510-M&S Small Tools	Maintenance of Compressor Station Equipment	864	$ -	$ 2,001	$ 2,033	$ -	$ 2,033	$ 2,092
240	A_6500010-Transport-Vehicle	Maintenance of Compressor Station Equipment	864	$ -	$ 718	$ 730	$ -	$ 730	$ 751
241	A_6730030-Utilities-Telecom	Maintenance of Compressor Station Equipment	864	$ -	$ 251	$ 255	$ -	$ 255	$ 262
242	A_6790230-Postage Ship Courier	Maintenance of Compressor Station Equipment	864	$ -	$ 501	$ 509	$ -	$ 509	$ 524
243	A_6790320-Fleet Allocation	Maintenance of Compressor Station Equipment	864	$ -	$ 50,056	$ 50,869	$ -	$ 50,869	$ 52,344
244	A_6790321-Stores Allocation	Maintenance of Compressor Station Equipment	864	$ -	$ 11,600	$ 11,788	$ -	$ 11,788	$ 12,130
245	A_6790322-Small Tools Alloc	Maintenance of Compressor Station Equipment	864	$ -	$ 6,294	$ 6,396	$ -	$ 6,396	$ 6,581
246	A_6010000-1001/A6010000	Maintenance of Compressor Station Equipment	864	$ 4	$ 4	$ -	$ 4	$ 4	$ -
247	A_6010010-1001/R6010010	Maintenance of Compressor Station Equipment	864	$ 1	$ 1	$ -	$ 1	$ 1	$ -
248	A_6400010-M&S FurnOffEquip	Maintenance of Compressor Station Equipment	864	$ -	$ 60	$ 61	$ -	$ 61	$ 63

NMGC Exhibit ECB-5
Page 429 of 596

NEW MEXICO GAS COMPANY, INC.

Operations and Maintenance Summary
Base Period - 12 Months Ending March 31, 2023
Future Test Year - 12 Months Ending September 30, 2025

	A	B	C	AB	AC	AD	AE	AF
3	Description	Account Name	FERC Acct	Total Test Period Separately Forecasted Items	10/31/2024	11/30/2024	12/31/2024	1/31/2025
200	A_6030060-EE Shoes Uniforms	Maintenance of Mains	863	$ -	$ 160	$ 160	$ 160	$ 160
201	A_6030070-EE Training	Maintenance of Mains	863	$ -	$ 27	$ 27	$ 27	$ 27
202	A_6030091-EE Apprec and Gifts	Maintenance of Mains	863	$ -	$ 0	$ 0	$ 0	$ 0
203	A_6030800-EE Miscellaneous	Maintenance of Mains	863	$ -	$ 8	$ 8	$ 8	$ 8
204	A_6100070-Consultants-Mgmt	Maintenance of Mains	863	$ -	$ 8	$ 8	$ 8	$ 8
205	A_6100080-Consultants-Other	Maintenance of Mains	863	$ -	$ 11	$ 11	$ 11	$ 11
206	A_6100100-Contractor Services	Maintenance of Mains	863	$ -	$ 1,206	$ 1,206	$ 1,206	$ 1,206
207	A_6400100-M&S OS Purchases	Maintenance of Mains	863	$ -	$ 1,456	$ 1,456	$ 1,456	$ 1,456
208	A_6400500-M&S Parts	Maintenance of Mains	863	$ -	$ 33	$ 33	$ 33	$ 33
209	A_6400510-M&S Small Tools	Maintenance of Mains	863	$ -	$ 23	$ 23	$ 23	$ 23
210	A_6401000-M&S Inven Issue	Maintenance of Mains	863	$ -	$ 278	$ 278	$ 278	$ 278
211	A_6790320-Fleet Allocation	Maintenance of Mains	863	$ -	$ 1,601	$ 1,601	$ 1,601	$ 1,601
212	A_6790321-Stores Allocation	Maintenance of Mains	863	$ -	$ 113	$ 113	$ 113	$ 113
213	A_6790322-Small Tools Alloc	Maintenance of Mains	863	$ -	$ 72	$ 72	$ 72	$ 72
214	A_6010000-1001/A6010000	Maintenance of Mains	863	$ (477)	$ (40)	$ (40)	$ (40)	$ (40)
215	A_6010010-1001/R6010010	Maintenance of Mains	863	$ (747)	$ (62)	$ (62)	$ (62)	$ (62)
216	A_6500010-Transport-Vehicle	Maintenance of Mains	863	$ -	$ 236	$ 236	$ 236	$ 236
217	A_6710060-ST Rent-Vehicle	Maintenance of Mains	863	$ -	$ 149	$ 149	$ 149	$ 149
218	A_6010110-Labor Exempt ST	Maintenance of Compressor Station Equipment	864	$ 103,511	$ 8,626	$ 8,626	$ 8,626	$ 8,626
219	A_6010130-Labor Exempt NonProd	Maintenance of Compressor Station Equipment	864	$ 18,551	$ 1,546	$ 1,546	$ 1,546	$ 1,546
220	A_6010210-Labor NonExm ST	Maintenance of Compressor Station Equipment	864	$ 270,398	$ 22,533	$ 22,533	$ 22,533	$ 22,533
221	A_6010220-Labor NonExm OT	Maintenance of Compressor Station Equipment	864	$ 58,453	$ 4,871	$ 4,871	$ 4,871	$ 4,871
222	A_6010230-Labor NonExm NonProd	Maintenance of Compressor Station Equipment	864	$ 51,887	$ 4,324	$ 4,324	$ 4,324	$ 4,324
223	A_6010910-Labor OffCycle Bonus	Maintenance of Compressor Station Equipment	864	$ 1,321	$ 110	$ 110	$ 110	$ 110
224	A_6030010-EE ProfDue Subs Fees	Maintenance of Compressor Station Equipment	864	$ -	$ 0	$ 0	$ 0	$ 0
225	A_6030040-EE Meals 50% Deduct	Maintenance of Compressor Station Equipment	864	$ -	$ 632	$ 632	$ 632	$ 632
226	A_6030060-EE Shoes Uniforms	Maintenance of Compressor Station Equipment	864	$ -	$ 303	$ 303	$ 303	$ 303
227	A_6030070-EE Training	Maintenance of Compressor Station Equipment	864	$ -	$ 82	$ 82	$ 82	$ 82
228	A_6030080-EE Travel Lodging	Maintenance of Compressor Station Equipment	864	$ -	$ 2,528	$ 2,528	$ 2,528	$ 2,528
229	A_6030091-EE Apprec and Gifts	Maintenance of Compressor Station Equipment	864	$ -	$ 0	$ 0	$ 0	$ 0
230	A_6030800-EE Miscellaneous	Maintenance of Compressor Station Equipment	864	$ -	$ 19	$ 19	$ 19	$ 19
231	A_6100040-Consultants-Engineer	Maintenance of Compressor Station Equipment	864	$ -	$ 93	$ 93	$ 93	$ 93
232	A_6100070-Consultants-Mgmt	Maintenance of Compressor Station Equipment	864	$ -	$ 17	$ 17	$ 17	$ 17
233	A_6100080-Consultants-Other	Maintenance of Compressor Station Equipment	864	$ -	$ 12,128	$ 12,128	$ 12,128	$ 12,128
234	A_6100100-Contractor Services	Maintenance of Compressor Station Equipment	864	$ -	$ 251	$ 251	$ 251	$ 251
235	A_6400020-M&S Gen Office	Maintenance of Compressor Station Equipment	864	$ -	$ 10	$ 10	$ 10	$ 10
236	A_6400050-M&S Lubricants	Maintenance of Compressor Station Equipment	864	$ -	$ 1,667	$ 1,667	$ 1,667	$ 1,667
237	A_6400080-M&S Vehicle Fuel	Maintenance of Compressor Station Equipment	864	$ -	$ 54	$ 54	$ 54	$ 54
238	A_6400100-M&S OS Purchases	Maintenance of Compressor Station Equipment	864	$ -	$ 12,897	$ 12,897	$ 12,897	$ 12,897
239	A_6400510-M&S Small Tools	Maintenance of Compressor Station Equipment	864	$ -	$ 174	$ 174	$ 174	$ 174
240	A_6500010-Transport-Vehicle	Maintenance of Compressor Station Equipment	864	$ -	$ 63	$ 63	$ 63	$ 63
241	A_6730030-Utilities-Telecom	Maintenance of Compressor Station Equipment	864	$ -	$ 22	$ 22	$ 22	$ 22
242	A_6790230-Postage Ship Courier	Maintenance of Compressor Station Equipment	864	$ -	$ 44	$ 44	$ 44	$ 44
243	A_6790320-Fleet Allocation	Maintenance of Compressor Station Equipment	864	$ -	$ 4,362	$ 4,362	$ 4,362	$ 4,362
244	A_6790321-Stores Allocation	Maintenance of Compressor Station Equipment	864	$ -	$ 1,011	$ 1,011	$ 1,011	$ 1,011
245	A_6790322-Small Tools Alloc	Maintenance of Compressor Station Equipment	864	$ -	$ 548	$ 548	$ 548	$ 548
246	A_6010000-1001/A6010000	Maintenance of Compressor Station Equipment	864	$ 5	$ 0	$ 0	$ 0	$ 0
247	A_6010010-1001/R6010010	Maintenance of Compressor Station Equipment	864	$ 1	$ 0	$ 0	$ 0	$ 0
248	A_6400010-M&S FurnOffEquip	Maintenance of Compressor Station Equipment	864	$ -	$ 5	$ 5	$ 5	$ 5

NMGC Exhibit ECB-5
Page 430 of 596

Sponsored by NMGC Witness Erik C. Buchanan

630 Schedule H-1.3 Test Period

NEW MEXICO GAS COMPANY, INC.

Operations and Maintenance Summary
Base Period - 12 Months Ending March 31, 2023
Future Test Year - 12 Months Ending September 30, 2025

	A	B	C	AG	AH	AI	AJ	AK
3	Description	Account Name	FERC Acct	2/28/2025	3/31/2025	4/30/2025	5/31/2025	6/30/2025
200	A_6030060-EE Shoes Uniforms	Maintenance of Mains	863	$ 160	$ 160	$ 160	$ 160	$ 160
201	A_6030070-EE Training	Maintenance of Mains	863	$ 27	$ 27	$ 27	$ 27	$ 27
202	A_6030091-EE Apprec and Gifts	Maintenance of Mains	863	$ 0	$ 0	$ 0	$ 0	$ 0
203	A_6030800-EE Miscellaneous	Maintenance of Mains	863	$ 8	$ 8	$ 8	$ 8	$ 8
204	A_6100070-Consultants-Mgmt	Maintenance of Mains	863	$ 8	$ 8	$ 8	$ 8	$ 8
205	A_6100080-Consultants-Other	Maintenance of Mains	863	$ 11	$ 11	$ 11	$ 11	$ 11
206	A_6100100-Contractor Services	Maintenance of Mains	863	$ 1,206	$ 1,206	$ 1,206	$ 1,206	$ 1,206
207	A_6400100-M&S OS Purchases	Maintenance of Mains	863	$ 1,456	$ 1,456	$ 1,456	$ 1,456	$ 1,456
208	A_6400500-M&S Parts	Maintenance of Mains	863	$ 33	$ 33	$ 33	$ 33	$ 33
209	A_6400510-M&S Small Tools	Maintenance of Mains	863	$ 23	$ 23	$ 23	$ 23	$ 23
210	A_6401000-M&S Inven Issue	Maintenance of Mains	863	$ 278	$ 278	$ 278	$ 278	$ 278
211	A_6790320-Fleet Allocation	Maintenance of Mains	863	$ 1,601	$ 1,601	$ 1,601	$ 1,601	$ 1,601
212	A_6790321-Stores Allocation	Maintenance of Mains	863	$ 113	$ 113	$ 113	$ 113	$ 113
213	A_6790322-Small Tools Alloc	Maintenance of Mains	863	$ 72	$ 72	$ 72	$ 72	$ 72
214	A_6010000-1001/A6010000	Maintenance of Mains	863	$ (40)	$ (40)	$ (40)	$ (40)	$ (40)
215	A_6010010-1001/R6010010	Maintenance of Mains	863	$ (62)	$ (62)	$ (62)	$ (62)	$ (62)
216	A_6500010-Transport-Vehicle	Maintenance of Mains	863	$ 236	$ 236	$ 236	$ 236	$ 236
217	A_6710060-ST Rent-Vehicle	Maintenance of Mains	863	$ 149	$ 149	$ 149	$ 149	$ 149
218	A_6010110-Labor Exempt ST	Maintenance of Compressor Station Equipment	864	$ 8,626	$ 8,626	$ 8,626	$ 8,626	$ 8,626
219	A_6010130-Labor Exempt NonProd	Maintenance of Compressor Station Equipment	864	$ 1,546	$ 1,546	$ 1,546	$ 1,546	$ 1,546
220	A_6010210-Labor NonExm ST	Maintenance of Compressor Station Equipment	864	$ 22,533	$ 22,533	$ 22,533	$ 22,533	$ 22,533
221	A_6010220-Labor NonExm OT	Maintenance of Compressor Station Equipment	864	$ 4,871	$ 4,871	$ 4,871	$ 4,871	$ 4,871
222	A_6010230-Labor NonExm NonProd	Maintenance of Compressor Station Equipment	864	$ 4,324	$ 4,324	$ 4,324	$ 4,324	$ 4,324
223	A_6010910-Labor OffCycle Bonus	Maintenance of Compressor Station Equipment	864	$ 110	$ 110	$ 110	$ 110	$ 110
224	A_6030010-EE ProfDue Subs Fees	Maintenance of Compressor Station Equipment	864	$ 0	$ 0	$ 0	$ 0	$ 0
225	A_6030040-EE Meals 50% Deduct	Maintenance of Compressor Station Equipment	864	$ 632	$ 632	$ 632	$ 632	$ 632
226	A_6030060-EE Shoes Uniforms	Maintenance of Compressor Station Equipment	864	$ 303	$ 303	$ 303	$ 303	$ 303
227	A_6030070-EE Training	Maintenance of Compressor Station Equipment	864	$ 82	$ 82	$ 82	$ 82	$ 82
228	A_6030080-EE Travel Lodging	Maintenance of Compressor Station Equipment	864	$ 2,528	$ 2,528	$ 2,528	$ 2,528	$ 2,528
229	A_6030091-EE Apprec and Gifts	Maintenance of Compressor Station Equipment	864	$ 0	$ 0	$ 0	$ 0	$ 0
230	A_6030800-EE Miscellaneous	Maintenance of Compressor Station Equipment	864	$ 19	$ 19	$ 19	$ 19	$ 19
231	A_6100040-Consultants-Engineer	Maintenance of Compressor Station Equipment	864	$ 93	$ 93	$ 93	$ 93	$ 93
232	A_6100070-Consultants-Mgmt	Maintenance of Compressor Station Equipment	864	$ 17	$ 17	$ 17	$ 17	$ 17
233	A_6100080-Consultants-Other	Maintenance of Compressor Station Equipment	864	$ 12,128	$ 12,128	$ 12,128	$ 12,128	$ 12,128
234	A_6100100-Contractor Services	Maintenance of Compressor Station Equipment	864	$ 251	$ 251	$ 251	$ 251	$ 251
235	A_6400020-M&S Gen Office	Maintenance of Compressor Station Equipment	864	$ 10	$ 10	$ 10	$ 10	$ 10
236	A_6400050-M&S Lubricants	Maintenance of Compressor Station Equipment	864	$ 1,667	$ 1,667	$ 1,667	$ 1,667	$ 1,667
237	A_6400080-M&S Vehicle Fuel	Maintenance of Compressor Station Equipment	864	$ 54	$ 54	$ 54	$ 54	$ 54
238	A_6400100-M&S OS Purchases	Maintenance of Compressor Station Equipment	864	$ 12,897	$ 12,897	$ 12,897	$ 12,897	$ 12,897
239	A_6400510-M&S Small Tools	Maintenance of Compressor Station Equipment	864	$ 174	$ 174	$ 174	$ 174	$ 174
240	A_6500010-Transport-Vehicle	Maintenance of Compressor Station Equipment	864	$ 63	$ 63	$ 63	$ 63	$ 63
241	A_6730030-Utilities-Telecom	Maintenance of Compressor Station Equipment	864	$ 22	$ 22	$ 22	$ 22	$ 22
242	A_6790230-Postage Ship Courier	Maintenance of Compressor Station Equipment	864	$ 44	$ 44	$ 44	$ 44	$ 44
243	A_6790320-Fleet Allocation	Maintenance of Compressor Station Equipment	864	$ 4,362	$ 4,362	$ 4,362	$ 4,362	$ 4,362
244	A_6790321-Stores Allocation	Maintenance of Compressor Station Equipment	864	$ 1,011	$ 1,011	$ 1,011	$ 1,011	$ 1,011
245	A_6790322-Small Tools Alloc	Maintenance of Compressor Station Equipment	864	$ 548	$ 548	$ 548	$ 548	$ 548
246	A_6010000-1001/A6010000	Maintenance of Compressor Station Equipment	864	$ 0	$ 0	$ 0	$ 0	$ 0
247	A_6010010-1001/R6010010	Maintenance of Compressor Station Equipment	864	$ 0	$ 0	$ 0	$ 0	$ 0
248	A_6400010-M&S FurnOffEquip	Maintenance of Compressor Station Equipment	864	$ 5	$ 5	$ 5	$ 5	$ 5

NMGC Exhibit ECB-5
Page 431 of 596

NEW MEXICO GAS COMPANY, INC.

Operations and Maintenance Summary
Base Period - 12 Months Ending March 31, 2023
Future Test Year - 12 Months Ending September 30, 2025

	A	B	C	AL	AM	AN	AO
3	Description	Account Name	FERC Acct	7/31/2025	8/31/2025	9/30/2025	Future Test Year Ending 9/30/2025
200	A_6030060-EE Shoes Uniforms	Maintenance of Mains	863	$ 160	$ 160	$ 160	$ 1,921
201	A_6030070-EE Training	Maintenance of Mains	863	$ 27	$ 27	$ 27	$ 328
202	A_6030091-EE Apprec and Gifts	Maintenance of Mains	863	$ 0	$ 0	$ 0	$ 1
203	A_6030800-EE Miscellaneous	Maintenance of Mains	863	$ 8	$ 8	$ 8	$ 93
204	A_6100070-Consultants-Mgmt	Maintenance of Mains	863	$ 8	$ 8	$ 8	$ 90
205	A_6100080-Consultants-Other	Maintenance of Mains	863	$ 11	$ 11	$ 11	$ 126
206	A_6100100-Contractor Services	Maintenance of Mains	863	$ 1,206	$ 1,206	$ 1,206	$ 14,469
207	A_6400100-M&S OS Purchases	Maintenance of Mains	863	$ 1,456	$ 1,456	$ 1,456	$ 17,477
208	A_6400500-M&S Parts	Maintenance of Mains	863	$ 33	$ 33	$ 33	$ 396
209	A_6400510-M&S Small Tools	Maintenance of Mains	863	$ 23	$ 23	$ 23	$ 279
210	A_6401000-M&S Inven Issue	Maintenance of Mains	863	$ 278	$ 278	$ 278	$ 3,339
211	A_6790320-Fleet Allocation	Maintenance of Mains	863	$ 1,601	$ 1,601	$ 1,601	$ 19,211
212	A_6790321-Stores Allocation	Maintenance of Mains	863	$ 113	$ 113	$ 113	$ 1,360
213	A_6790322-Small Tools Alloc	Maintenance of Mains	863	$ 72	$ 72	$ 72	$ 862
214	A_6010000-1001/A6010000	Maintenance of Mains	863	$ (40)	$ (40)	$ (40)	$ (477)
215	A_6010010-1001/R6010010	Maintenance of Mains	863	$ (62)	$ (62)	$ (62)	$ (747)
216	A_6500010-Transport-Vehicle	Maintenance of Mains	863	$ 236	$ 236	$ 236	$ 2,832
217	A_6710060-ST Rent-Vehicle	Maintenance of Mains	863	$ 149	$ 149	$ 149	$ 1,783
218	A_6010110-Labor Exempt ST	Maintenance of Compressor Station Equipment	864	$ 8,626	$ 8,626	$ 8,626	$ 103,511
219	A_6010130-Labor Exempt NonProd	Maintenance of Compressor Station Equipment	864	$ 1,546	$ 1,546	$ 1,546	$ 18,551
220	A_6010210-Labor NonExm ST	Maintenance of Compressor Station Equipment	864	$ 22,533	$ 22,533	$ 22,533	$ 270,398
221	A_6010220-Labor NonExm OT	Maintenance of Compressor Station Equipment	864	$ 4,871	$ 4,871	$ 4,871	$ 58,453
222	A_6010230-Labor NonExm NonProd	Maintenance of Compressor Station Equipment	864	$ 4,324	$ 4,324	$ 4,324	$ 51,887
223	A_6010910-Labor OffCycle Bonus	Maintenance of Compressor Station Equipment	864	$ 110	$ 110	$ 110	$ 1,321
224	A_6030010-EE ProfDue Subs Fees	Maintenance of Compressor Station Equipment	864	$ 0	$ 0	$ 0	$ 3
225	A_6030040-EE Meals 50% Deduct	Maintenance of Compressor Station Equipment	864	$ 632	$ 632	$ 632	$ 7,581
226	A_6030060-EE Shoes Uniforms	Maintenance of Compressor Station Equipment	864	$ 303	$ 303	$ 303	$ 3,633
227	A_6030070-EE Training	Maintenance of Compressor Station Equipment	864	$ 82	$ 82	$ 82	$ 978
228	A_6030080-EE Travel Lodging	Maintenance of Compressor Station Equipment	864	$ 2,528	$ 2,528	$ 2,528	$ 30,338
229	A_6030091-EE Apprec and Gifts	Maintenance of Compressor Station Equipment	864	$ 0	$ 0	$ 0	$ 1
230	A_6030800-EE Miscellaneous	Maintenance of Compressor Station Equipment	864	$ 19	$ 19	$ 19	$ 226
231	A_6100040-Consultants-Engineer	Maintenance of Compressor Station Equipment	864	$ 93	$ 93	$ 93	$ 1,118
232	A_6100070-Consultants-Mgmt	Maintenance of Compressor Station Equipment	864	$ 17	$ 17	$ 17	$ 200
233	A_6100080-Consultants-Other	Maintenance of Compressor Station Equipment	864	$ 12,128	$ 12,128	$ 12,128	$ 145,530
234	A_6100100-Contractor Services	Maintenance of Compressor Station Equipment	864	$ 251	$ 251	$ 251	$ 3,014
235	A_6400020-M&S Gen Office	Maintenance of Compressor Station Equipment	864	$ 10	$ 10	$ 10	$ 124
236	A_6400050-M&S Lubricants	Maintenance of Compressor Station Equipment	864	$ 1,667	$ 1,667	$ 1,667	$ 20,001
237	A_6400080-M&S Vehicle Fuel	Maintenance of Compressor Station Equipment	864	$ 54	$ 54	$ 54	$ 646
238	A_6400100-M&S OS Purchases	Maintenance of Compressor Station Equipment	864	$ 12,897	$ 12,897	$ 12,897	$ 154,768
239	A_6400510-M&S Small Tools	Maintenance of Compressor Station Equipment	864	$ 174	$ 174	$ 174	$ 2,092
240	A_6500010-Transport-Vehicle	Maintenance of Compressor Station Equipment	864	$ 63	$ 63	$ 63	$ 751
241	A_6730030-Utilities-Telecom	Maintenance of Compressor Station Equipment	864	$ 22	$ 22	$ 22	$ 262
242	A_6790230-Postage Ship Courier	Maintenance of Compressor Station Equipment	864	$ 44	$ 44	$ 44	$ 524
243	A_6790320-Fleet Allocation	Maintenance of Compressor Station Equipment	864	$ 4,362	$ 4,362	$ 4,362	$ 52,344
244	A_6790321-Stores Allocation	Maintenance of Compressor Station Equipment	864	$ 1,011	$ 1,011	$ 1,011	$ 12,130
245	A_6790322-Small Tools Alloc	Maintenance of Compressor Station Equipment	864	$ 548	$ 548	$ 548	$ 6,581
246	A_6010000-1001/A6010000	Maintenance of Compressor Station Equipment	864	$ 0	$ 0	$ 0	$ 5
247	A_6010010-1001/R6010010	Maintenance of Compressor Station Equipment	864	$ 0	$ 0	$ 0	$ 1
248	A_6400010-M&S FurnOffEquip	Maintenance of Compressor Station Equipment	864	$ 5	$ 5	$ 5	$ 63

NMGC Exhibit ECB-5
Page 432 of 596

NEW MEXICO GAS COMPANY, INC.

Operations and Maintenance Summary
Base Period - 12 Months Ending March 31, 2023
Future Test Year - 12 Months Ending September 30, 2025

	A	B	C	D	E	F	G	H	I
3	Description	Account Name	FERC Acct	4/30/2022	5/31/2022	6/30/2022	7/31/2022	8/31/2022	9/30/2022
249	A_6790210-Permitting	Maintenance of Compressor Station Equipment	864	$ -	$ -	$ -	$ -	$ -	$ -
250	A_6010000-1001/A6010000	Maintenance of Measuring and Regulating Station Equipment	865	$ -	$ -	$ -	$ -	$ 0	$ -
251	A_6010010-1001/R6010010	Maintenance of Measuring and Regulating Station Equipment	865	$ -	$ -	$ -	$ -	$ -	$ -
252	A_6010110-Labor Exempt ST	Maintenance of Measuring and Regulating Station Equipment	865	$ 914	$ 1,483	$ 1,909	$ 1,369	$ 1,148	$ 1,305
253	A_6010130-Labor Exempt NonProd	Maintenance of Measuring and Regulating Station Equipment	865	$ 263	$ 314	$ 992	$ 559	$ 193	$ 842
254	A_6010210-Labor NonExm ST	Maintenance of Measuring and Regulating Station Equipment	865	$ 5,151	$ 6,763	$ 10,652	$ 8,526	$ 8,583	$ 11,993
255	A_6010220-Labor NonExm OT	Maintenance of Measuring and Regulating Station Equipment	865	$ 1,973	$ 2,222	$ 3,889	$ 2,947	$ 2,596	$ 3,818
256	A_6010230-Labor NonExm NonProd	Maintenance of Measuring and Regulating Station Equipment	865	$ 1,253	$ 818	$ 2,343	$ 1,563	$ 1,185	$ 3,065
257	A_6010910-Labor OffCycle Bonus	Maintenance of Measuring and Regulating Station Equipment	865	$ 1	$ -	$ -	$ 0	$ -	$ -
258	A_6030010-EE ProfDue Subs Fees	Maintenance of Measuring and Regulating Station Equipment	865	$ -	$ -	$ -	$ -	$ -	$ -
259	A_6030040-EE Meals 50% Deduct	Maintenance of Measuring and Regulating Station Equipment	865	$ -	$ 0	$ (0)	$ 0	$ -	$ -
260	A_6030060-EE Shoes Uniforms	Maintenance of Measuring and Regulating Station Equipment	865	$ -	$ 27	$ -	$ 18	$ 32	$ -
261	A_6030070-EE Training	Maintenance of Measuring and Regulating Station Equipment	865	$ -	$ 65	$ -	$ -	$ -	$ 5
262	A_6030091-EE Apprec and Gifts	Maintenance of Measuring and Regulating Station Equipment	865	$ -	$ 0	$ -	$ -	$ 0	$ -
263	A_6030800-EE Miscellaneous	Maintenance of Measuring and Regulating Station Equipment	865	$ 225	$ 0	$ 23	$ 0	$ (0)	$ -
264	A_6100070-Consultants-Mgmt	Maintenance of Measuring and Regulating Station Equipment	865	$ 1	$ -	$ -	$ -	$ -	$ -
265	A_6100080-Consultants-Other	Maintenance of Measuring and Regulating Station Equipment	865	$ 734	$ 663	$ 331	$ 929	$ 976	$ 816
266	A_6100100-Contractor Services	Maintenance of Measuring and Regulating Station Equipment	865	$ -	$ 1,752	$ 6,851	$ -	$ -	$ -
267	A_6400100-M&S OS Purchases	Maintenance of Measuring and Regulating Station Equipment	865	$ 3,037	$ -	$ 1,969	$ 2,033	$ 56	$ 770
268	A_6400500-M&S Parts	Maintenance of Measuring and Regulating Station Equipment	865	$ -	$ -	$ -	$ -	$ -	$ -
269	A_6401000-M&S Inven Issue	Maintenance of Measuring and Regulating Station Equipment	865	$ 41	$ 571	$ -	$ -	$ -	$ 15,549
270	A_6790230-Postage Ship Courier	Maintenance of Measuring and Regulating Station Equipment	865	$ -	$ -	$ -	$ -	$ -	$ -
271	A_6790320-Fleet Allocation	Maintenance of Measuring and Regulating Station Equipment	865	$ 953	$ 1,398	$ 2,005	$ 1,752	$ 1,523	$ 2,523
272	A_6790321-Stores Allocation	Maintenance of Measuring and Regulating Station Equipment	865	$ 211	$ 101	$ 225	$ 123	$ 4	$ 684
273	A_6790322-Small Tools Alloc	Maintenance of Measuring and Regulating Station Equipment	865	$ 101	$ 19	$ 79	$ 34	$ 2	$ 242
274	**Total Transmission Maintenance Expenses**			**$ 112,571**	**$ 99,612**	**$ 110,883**	**$ 100,674**	**$ 142,667**	**$ 160,239**
275									
276	**Total Transmission O&M**			**$ 1,359,275**	**$ 688,582**	**$ 851,370**	**$ 734,776**	**$ 540,795**	**$ 215,666**
277									
278	**Distribution Expenses - Operation:**								
279	A_6010000-1001/A6010000	Operation Supervision and Engineering	870	$ 142	$ 9	$ (9)	$ 162	$ 0	$ 123
280	A_6010010-1001/R6010000	Operation Supervision and Engineering	870	$ 27	$ -	$ -	$ 123	$ 19	$ -
281	A_6010110-Labor Exempt ST	Operation Supervision and Engineering	870	$ 110,415	$ 122,619	$ 108,116	$ 98,735	$ 125,993	$ 100,592
282	A_6010130-Labor Exempt NonProd	Operation Supervision and Engineering	870	$ 28,985	$ 27,392	$ 32,334	$ 28,588	$ 16,968	$ 44,029
283	A_6010210-Labor NonExm ST	Operation Supervision and Engineering	870	$ 94,768	$ 129,022	$ 120,457	$ 105,033	$ 122,442	$ 91,396
284	A_6010220-Labor NonExm OT	Operation Supervision and Engineering	870	$ 19,185	$ 25,050	$ 27,380	$ 26,018	$ 27,213	$ 20,551
285	A_6010230-Labor NonExm NonProd	Operation Supervision and Engineering	870	$ 21,720	$ 9,106	$ 29,124	$ 22,407	$ 16,714	$ 22,426
286	A_6010400-Labor Severance	Operation Supervision and Engineering	870	$ -	$ -	$ 5,000	$ -	$ -	$ -
287	A_6010910-Labor OffCycle Bonus	Operation Supervision and Engineering	870	$ 472	$ -	$ -	$ 50	$ -	$ -
288	A_6030010-EE ProfDue Subs Fees	Operation Supervision and Engineering	870	$ -	$ 235	$ 203	$ -	$ -	$ 1,004
289	A_6030040-EE Meals 50% Deduct	Operation Supervision and Engineering	870	$ 3,404	$ 3,094	$ 2,281	$ 1,325	$ 2,403	$ 2,961
290	A_6030050-EE Mileage	Operation Supervision and Engineering	870	$ -	$ -	$ 49	$ -	$ -	$ -
291	A_6030060-EE Shoes Uniforms	Operation Supervision and Engineering	870	$ 207	$ 263	$ 468	$ 449	$ 178	$ 125
292	A_6030070-EE Training	Operation Supervision and Engineering	870	$ -	$ 2,252	$ 315	$ 1,550	$ -	$ 63
293	A_6030080-EE Travel Lodging	Operation Supervision and Engineering	870	$ 2,142	$ 951	$ 952	$ 348	$ 1,403	$ 3,301
294	A_6030091-EE Apprec and Gifts	Operation Supervision and Engineering	870	$ -	$ 46	$ -	$ -	$ 9	$ -
295	A_6030800-EE Miscellaneous	Operation Supervision and Engineering	870	$ 860	$ 208	$ 222	$ 25	$ 458	$ 739
296	A_6100070-Consultants-Mgmt	Operation Supervision and Engineering	870	$ 18	$ -	$ -	$ -	$ -	$ -
297	A_6100080-Consultants-Other	Operation Supervision and Engineering	870	$ -	$ -	$ 237	$ -	$ 341	$ -

NMGC Exhibit ECB-5
Page 433 of 596

NEW MEXICO GAS COMPANY, INC.

Operations and Maintenance Summary
Base Period - 12 Months Ending March 31, 2023
Future Test Year - 12 Months Ending September 30, 2025

	A	B	C	J	K	L	M	N	O
3	Description	Account Name	FERC Acct	10/31/2022	11/30/2022	12/31/2022	1/31/2023	2/28/2023	3/31/2023
249	A_6790210-Permitting	Maintenance of Compressor Station Equipment	864	$ 500	$ -	$ -	$ -	$ -	$ -
250	A_6010000-1001/A6010000	Maintenance of Measuring and Regulating Station Equipment	865	$ -	$ 0	$ 27	$ 1	$ 169	$ 4
251	A_6010010-1001/R6010010	Maintenance of Measuring and Regulating Station Equipment	865	$ -	$ -	$ -	$ -	$ 1	$ -
252	A_6010110-Labor Exempt ST	Maintenance of Measuring and Regulating Station Equipment	865	$ 876	$ 1,316	$ 1,380	$ 1,200	$ 1,548	$ 1,600
253	A_6010130-Labor Exempt NonProd	Maintenance of Measuring and Regulating Station Equipment	865	$ 355	$ 93	$ 615	$ 206	$ 387	$ 368
254	A_6010210-Labor NonExm ST	Maintenance of Measuring and Regulating Station Equipment	865	$ 8,238	$ 6,511	$ 7,460	$ 5,813	$ 9,893	$ 9,116
255	A_6010220-Labor NonExm OT	Maintenance of Measuring and Regulating Station Equipment	865	$ 2,599	$ 2,459	$ 2,684	$ 2,039	$ 3,505	$ 2,562
256	A_6010230-Labor NonExm NonProd	Maintenance of Measuring and Regulating Station Equipment	865	$ 367	$ 917	$ 3,773	$ 1,914	$ 838	$ 1,575
257	A_6010910-Labor OffCycle Bonus	Maintenance of Measuring and Regulating Station Equipment	865	$ 2	$ -	$ -	$ 13	$ -	$ -
258	A_6030010-EE ProfDue Subs Fees	Maintenance of Measuring and Regulating Station Equipment	865	$ 1	$ -	$ -	$ -	$ -	$ -
259	A_6030040-EE Meals 50% Deduct	Maintenance of Measuring and Regulating Station Equipment	865	$ 1	$ 0	$ -	$ -	$ -	$ -
260	A_6030060-EE Shoes Uniforms	Maintenance of Measuring and Regulating Station Equipment	865	$ -	$ 29	$ -	$ 1,212	$ 42	$ -
261	A_6030070-EE Training	Maintenance of Measuring and Regulating Station Equipment	865	$ 50	$ 6	$ 28	$ 110	$ (27)	$ -
262	A_6030091-EE Apprec and Gifts	Maintenance of Measuring and Regulating Station Equipment	865	$ -	$ -	$ -	$ -	$ -	$ -
263	A_6030800-EE Miscellaneous	Maintenance of Measuring and Regulating Station Equipment	865	$ 19	$ -	$ -	$ -	$ -	$ -
264	A_6100070-Consultants-Mgmt	Maintenance of Measuring and Regulating Station Equipment	865	$ -	$ 39	$ 43	$ -	$ -	$ -
265	A_6100080-Consultants-Other	Maintenance of Measuring and Regulating Station Equipment	865	$ 1,213	$ 1,556	$ 663	$ 929	$ 994	$ 597
266	A_6100100-Contractor Services	Maintenance of Measuring and Regulating Station Equipment	865	$ -	$ -	$ -	$ 9,000	$ -	$ -
267	A_6400100-M&S OS Purchases	Maintenance of Measuring and Regulating Station Equipment	865	$ 733	$ 3,766	$ 1,034	$ -	$ 4,294	$ 118
268	A_6400500-M&S Parts	Maintenance of Measuring and Regulating Station Equipment	865	$ -	$ 801	$ -	$ -	$ -	$ -
269	A_6401000-M&S Inven Issue	Maintenance of Measuring and Regulating Station Equipment	865	$ 821	$ 400	$ -	$ -	$ -	$ -
270	A_6790230-Postage Ship Courier	Maintenance of Measuring and Regulating Station Equipment	865	$ -	$ 48	$ -	$ -	$ -	$ -
271	A_6790320-Fleet Allocation	Maintenance of Measuring and Regulating Station Equipment	865	$ 1,259	$ 1,066	$ 1,543	$ 1,163	$ 1,989	$ 2,829
272	A_6790321-Stores Allocation	Maintenance of Measuring and Regulating Station Equipment	865	$ 118	$ 83	$ 95	$ -	$ 180	$ 7
273	A_6790322-Small Tools Alloc	Maintenance of Measuring and Regulating Station Equipment	865	$ 84	$ 77	$ 24	$ -	$ 323	$ 2
274	**Total Transmission Maintenance Expenses**			**$ 129,065**	**$ 117,405**	**$ 128,585**	**$ 138,318**	**$ 119,259**	**$ 131,996**
275									
276	**Total Transmission O&M**			**$ 832,558**	**$ 773,982**	**$ (18,286,382)**	**$ (14,760,684)**	**$ 723,827**	**$ 1,774,802**
277									
278	**Distribution Expenses - Operation:**								
279	A_6010000-1001/A6010000	Operation Supervision and Engineering	870	$ 92	$ 33	$ 273	$ 4	$ 595	$ 418
280	A_6010010-1001/R6010000	Operation Supervision and Engineering	870	$ 14	$ -	$ 107	$ -	$ 79	$ 42
281	A_6010110-Labor Exempt ST	Operation Supervision and Engineering	870	$ 102,915	$ 107,050	$ 87,262	$ 104,006	$ 115,156	$ 139,865
282	A_6010130-Labor Exempt NonProd	Operation Supervision and Engineering	870	$ 15,348	$ 15,068	$ 48,141	$ 32,194	$ 6,233	$ 5,740
283	A_6010210-Labor NonExm ST	Operation Supervision and Engineering	870	$ 110,617	$ 104,630	$ 77,315	$ 96,160	$ 110,584	$ 126,318
284	A_6010220-Labor NonExm OT	Operation Supervision and Engineering	870	$ 31,739	$ 34,305	$ 24,698	$ 29,004	$ 26,239	$ 26,949
285	A_6010230-Labor NonExm NonProd	Operation Supervision and Engineering	870	$ 12,415	$ 16,911	$ 39,694	$ 30,433	$ 9,989	$ 17,220
286	A_6010400-Labor Severance	Operation Supervision and Engineering	870	$ -	$ -	$ -	$ -	$ -	$ -
287	A_6010910-Labor OffCycle Bonus	Operation Supervision and Engineering	870	$ 42	$ -	$ -	$ 6,949	$ -	$ -
288	A_6030010-EE ProfDue Subs Fees	Operation Supervision and Engineering	870	$ 241	$ -	$ 275	$ -	$ 1,075	$ -
289	A_6030040-EE Meals 50% Deduct	Operation Supervision and Engineering	870	$ 3,794	$ 2,881	$ 7,072	$ 2,024	$ 4,291	$ 2,950
290	A_6030050-EE Mileage	Operation Supervision and Engineering	870	$ 226	$ 59	$ 59	$ 238	$ 119	$ 187
291	A_6030060-EE Shoes Uniforms	Operation Supervision and Engineering	870	$ -	$ 514	$ 205	$ 19,128	$ 356	$ 251
292	A_6030070-EE Training	Operation Supervision and Engineering	870	$ 2,782	$ 316	$ 2,044	$ 2,716	$ (453)	$ 258
293	A_6030080-EE Travel Lodging	Operation Supervision and Engineering	870	$ 301	$ 4,216	$ 1,886	$ 909	$ -	$ 2,129
294	A_6030091-EE Apprec and Gifts	Operation Supervision and Engineering	870	$ 90	$ -	$ 420	$ -	$ -	$ -
295	A_6030800-EE Miscellaneous	Operation Supervision and Engineering	870	$ 819	$ 1,011	$ 2,088	$ 260	$ 638	$ 756
296	A_6100070-Consultants-Mgmt	Operation Supervision and Engineering	870	$ -	$ 970	$ 754	$ -	$ -	$ -
297	A_6100080-Consultants-Other	Operation Supervision and Engineering	870	$ 1,518	$ 1,180	$ -	$ -	$ -	$ 3,791

NMGC Exhibit ECB-5
Page 434 of 596

NEW MEXICO GAS COMPANY, INC.

Operations and Maintenance Summary
Base Period - 12 Months Ending March 31, 2023
Future Test Year - 12 Months Ending September 30, 2025

	A	B	C	P	Q	R	S	T	U
3	Description	Account Name	FERC Acct	Total Company Unadjusted Base Period Ending 3/31/2023	Base Period Adjustments	Adjusted Base Period	Removal of Separately Forecasted Items (To be added back Later)	Remaining Base Period O&M to be Escalated	Escalated Linkage 1 - Results of Pure Escalation of 3.93%
249	A_6790210-Permitting	Maintenance of Compressor Station Equipment	864	$ 500	$ -	$ 500	$ -	$ 500	$ 520
250	A_6010000-1001/A6010000	Maintenance of Measuring and Regulating Station Equipment	865	$ 201	$ 11	$ 212	$ (212)	$ -	$ -
251	A_6010010-1001/R6010010	Maintenance of Measuring and Regulating Station Equipment	865	$ 1	$ 0	$ 1	$ (1)	$ -	$ -
252	A_6010110-Labor Exempt ST	Maintenance of Measuring and Regulating Station Equipment	865	$ 16,048	$ 2,165	$ 18,213	$ (18,213)	$ -	$ -
253	A_6010130-Labor Exempt NonProd	Maintenance of Measuring and Regulating Station Equipment	865	$ 5,187	$ 285	$ 5,473	$ (5,473)	$ -	$ -
254	A_6010210-Labor NonExm ST	Maintenance of Measuring and Regulating Station Equipment	865	$ 98,699	$ 13,315	$ 112,013	$ (112,013)	$ -	$ -
255	A_6010220-Labor NonExm OT	Maintenance of Measuring and Regulating Station Equipment	865	$ 33,294	$ (5,315)	$ 27,978	$ (27,978)	$ -	$ -
256	A_6010230-Labor NonExm NonProd	Maintenance of Measuring and Regulating Station Equipment	865	$ 19,611	$ 1,078	$ 20,689	$ (20,689)	$ -	$ -
257	A_6010910-Labor OffCycle Bonus	Maintenance of Measuring and Regulating Station Equipment	865	$ 16	$ 1	$ 17	$ (17)	$ -	$ -
258	A_6030010-EE ProfDue Subs Fees	Maintenance of Measuring and Regulating Station Equipment	865	$ 1	$ -	$ 1	$ -	$ 1	$ 1
259	A_6030040-EE Meals 50% Deduct	Maintenance of Measuring and Regulating Station Equipment	865	$ 1	$ -	$ 1	$ -	$ 1	$ 1
260	A_6030060-EE Shoes Uniforms	Maintenance of Measuring and Regulating Station Equipment	865	$ 1,360	$ -	$ 1,360	$ -	$ 1,360	$ 1,414
261	A_6030070-EE Training	Maintenance of Measuring and Regulating Station Equipment	865	$ 235	$ -	$ 235	$ -	$ 235	$ 244
262	A_6030091-EE Apprec and Gifts	Maintenance of Measuring and Regulating Station Equipment	865	$ 0	$ -	$ 0	$ -	$ 0	$ 1
263	A_6030800-EE Miscellaneous	Maintenance of Measuring and Regulating Station Equipment	865	$ 267	$ -	$ 267	$ -	$ 267	$ 278
264	A_6100070-Consultants-Mgmt	Maintenance of Measuring and Regulating Station Equipment	865	$ 82	$ -	$ 82	$ -	$ 82	$ 86
265	A_6100080-Consultants-Other	Maintenance of Measuring and Regulating Station Equipment	865	$ 10,402	$ -	$ 10,402	$ -	$ 10,402	$ 10,811
266	A_6100100-Contractor Services	Maintenance of Measuring and Regulating Station Equipment	865	$ 17,602	$ -	$ 17,602	$ -	$ 17,602	$ 18,295
267	A_6400100-M&S OS Purchases	Maintenance of Measuring and Regulating Station Equipment	865	$ 17,810	$ -	$ 17,810	$ -	$ 17,810	$ 18,510
268	A_6400500-M&S Parts	Maintenance of Measuring and Regulating Station Equipment	865	$ 801	$ -	$ 801	$ -	$ 801	$ 832
269	A_6401000-M&S Inven Issue	Maintenance of Measuring and Regulating Station Equipment	865	$ 17,382	$ -	$ 17,382	$ -	$ 17,382	$ 18,065
270	A_6790230-Postage Ship Courier	Maintenance of Measuring and Regulating Station Equipment	865	$ 48	$ -	$ 48	$ -	$ 48	$ 50
271	A_6790320-Fleet Allocation	Maintenance of Measuring and Regulating Station Equipment	865	$ 20,003	$ -	$ 20,003	$ -	$ 20,003	$ 20,789
272	A_6790321-Stores Allocation	Maintenance of Measuring and Regulating Station Equipment	865	$ 1,831	$ -	$ 1,831	$ -	$ 1,831	$ 1,903
273	A_6790322-Small Tools Alloc	Maintenance of Measuring and Regulating Station Equipment	865	$ 987	$ -	$ 987	$ -	$ 987	$ 1,026
274	**Total Transmission Maintenance Expenses**			**$ 1,491,276**	**$ 53,904**	**$ 1,545,180**	**$ (767,149)**	**$ 778,030**	**$ 808,623**
275									
276	**Total Transmission O&M**			**$ (24,551,432)**	**$ 30,556,629**	**$ 6,005,197**	**$ (4,577,580)**	**$ 1,427,617**	**$ 1,483,753**
277									
278	**Distribution Expenses - Operation:**								
279	A_6010000-1001/A6010000	Operation Supervision and Engineering	870	$ 1,842	$ 101	$ 1,943	$ (1,943)	$ -	$ -
280	A_6010010-1001/R6010000	Operation Supervision and Engineering	870	$ 411	$ 23	$ 434	$ (434)	$ -	$ -
281	A_6010110-Labor Exempt ST	Operation Supervision and Engineering	870	$ 1,322,723	$ 178,437	$ 1,501,160	$ (1,501,160)	$ -	$ -
282	A_6010130-Labor Exempt NonProd	Operation Supervision and Engineering	870	$ 301,019	$ 16,552	$ 317,571	$ (317,571)	$ -	$ -
283	A_6010210-Labor NonExm ST	Operation Supervision and Engineering	870	$ 1,288,742	$ 173,852	$ 1,462,595	$ (1,462,595)	$ -	$ -
284	A_6010220-Labor NonExm OT	Operation Supervision and Engineering	870	$ 318,331	$ (50,823)	$ 267,508	$ (267,508)	$ -	$ -
285	A_6010230-Labor NonExm NonProd	Operation Supervision and Engineering	870	$ 248,158	$ 13,645	$ 261,803	$ (261,803)	$ -	$ -
286	A_6010400-Labor Severance	Operation Supervision and Engineering	870	$ 5,000	$ (5,000)	$ -	$ -	$ -	$ -
287	A_6010910-Labor OffCycle Bonus	Operation Supervision and Engineering	870	$ 7,513	$ 413	$ 7,926	$ (7,926)	$ -	$ -
288	A_6030010-EE ProfDue Subs Fees	Operation Supervision and Engineering	870	$ 3,033	$ -	$ 3,033	$ -	$ 3,033	$ 3,152
289	A_6030040-EE Meals 50% Deduct	Operation Supervision and Engineering	870	$ 38,479	$ -	$ 38,479	$ -	$ 38,479	$ 39,992
290	A_6030050-EE Mileage	Operation Supervision and Engineering	870	$ 937	$ -	$ 937	$ -	$ 937	$ 973
291	A_6030060-EE Shoes Uniforms	Operation Supervision and Engineering	870	$ 22,144	$ -	$ 22,144	$ -	$ 22,144	$ 23,015
292	A_6030070-EE Training	Operation Supervision and Engineering	870	$ 11,843	$ -	$ 11,843	$ -	$ 11,843	$ 12,309
293	A_6030080-EE Travel Lodging	Operation Supervision and Engineering	870	$ 18,536	$ -	$ 18,536	$ -	$ 18,536	$ 19,265
294	A_6030091-EE Apprec and Gifts	Operation Supervision and Engineering	870	$ 564	$ -	$ 564	$ -	$ 564	$ 586
295	A_6030800-EE Miscellaneous	Operation Supervision and Engineering	870	$ 8,084	$ -	$ 8,084	$ -	$ 8,084	$ 8,402
296	A_6100070-Consultants-Mgmt	Operation Supervision and Engineering	870	$ 1,742	$ -	$ 1,742	$ -	$ 1,742	$ 1,811
297	A_6100080-Consultants-Other	Operation Supervision and Engineering	870	$ 7,068	$ -	$ 7,068	$ -	$ 7,068	$ 7,345

NMGC Exhibit ECB-5
Page 435 of 596

NEW MEXICO GAS COMPANY, INC.

Operations and Maintenance Summary
Base Period - 12 Months Ending March 31, 2023
Future Test Year - 12 Months Ending September 30, 2025

	A	B	C	V	W	X	Y	Z	AA
3	Description	Account Name	FERC Acct	Total Linkage 1 Period Separately Forecasted Items	Linkage 1 Ending 3/31/2024	Escalated Linkage 2 - Results of Pure Escalation of 1.62%	Total Linkage 2 Period Separately Forecasted Items	Linkage 2 Ending 9/30/2024	Escalated Test Year - Results of Pure Escalation of 2.90%
249	A_6790210-Permitting	Maintenance of Compressor Station Equipment	864	$ -	$ 520	$ 528	$ -	$ 528	$ 543
250	A_6010000-1001/A6010000	Maintenance of Measuring and Regulating Station Equipment	865	$ 216	$ 216	$ -	$ 219	$ 219	$ -
251	A_6010010-1001/R6010010	Maintenance of Measuring and Regulating Station Equipment	865	$ 1	$ 1	$ -	$ 1	$ 1	$ -
252	A_6010110-Labor Exempt ST	Maintenance of Measuring and Regulating Station Equipment	865	$ 18,532	$ 18,532	$ -	$ 18,850	$ 18,850	$ -
253	A_6010130-Labor Exempt NonProd	Maintenance of Measuring and Regulating Station Equipment	865	$ 5,568	$ 5,568	$ -	$ 5,664	$ 5,664	$ -
254	A_6010210-Labor NonExm ST	Maintenance of Measuring and Regulating Station Equipment	865	$ 113,973	$ 113,973	$ -	$ 115,934	$ 115,934	$ -
255	A_6010220-Labor NonExm OT	Maintenance of Measuring and Regulating Station Equipment	865	$ 28,468	$ 28,468	$ -	$ 28,957	$ 28,957	$ -
256	A_6010230-Labor NonExm NonProd	Maintenance of Measuring and Regulating Station Equipment	865	$ 21,052	$ 21,052	$ -	$ 21,414	$ 21,414	$ -
257	A_6010910-Labor OffCycle Bonus	Maintenance of Measuring and Regulating Station Equipment	865	$ 17	$ 17	$ -	$ 17	$ 17	$ -
258	A_6030010-EE ProfDue Subs Fees	Maintenance of Measuring and Regulating Station Equipment	865	$ -	$ 1	$ 1	$ -	$ 1	$ 1
259	A_6030040-EE Meals 50% Deduct	Maintenance of Measuring and Regulating Station Equipment	865	$ -	$ 1	$ 1	$ -	$ 1	$ 1
260	A_6030060-EE Shoes Uniforms	Maintenance of Measuring and Regulating Station Equipment	865	$ -	$ 1,414	$ 1,437	$ -	$ 1,437	$ 1,478
261	A_6030070-EE Training	Maintenance of Measuring and Regulating Station Equipment	865	$ -	$ 244	$ 248	$ -	$ 248	$ 255
262	A_6030091-EE Apprec and Gifts	Maintenance of Measuring and Regulating Station Equipment	865	$ -	$ 1	$ 1	$ -	$ 1	$ 1
263	A_6030800-EE Miscellaneous	Maintenance of Measuring and Regulating Station Equipment	865	$ -	$ 278	$ 282	$ -	$ 282	$ 290
264	A_6100070-Consultants-Mgmt	Maintenance of Measuring and Regulating Station Equipment	865	$ -	$ 86	$ 87	$ -	$ 87	$ 89
265	A_6100080-Consultants-Other	Maintenance of Measuring and Regulating Station Equipment	865	$ -	$ 10,811	$ 10,986	$ -	$ 10,986	$ 11,305
266	A_6100100-Contractor Services	Maintenance of Measuring and Regulating Station Equipment	865	$ -	$ 18,295	$ 18,591	$ -	$ 18,591	$ 19,131
267	A_6400100-M&S OS Purchases	Maintenance of Measuring and Regulating Station Equipment	865	$ -	$ 18,510	$ 18,811	$ -	$ 18,811	$ 19,356
268	A_6400500-M&S Parts	Maintenance of Measuring and Regulating Station Equipment	865	$ -	$ 832	$ 846	$ -	$ 846	$ 870
269	A_6401000-M&S Inven Issue	Maintenance of Measuring and Regulating Station Equipment	865	$ -	$ 18,065	$ 18,358	$ -	$ 18,358	$ 18,891
270	A_6790230-Postage Ship Courier	Maintenance of Measuring and Regulating Station Equipment	865	$ -	$ 50	$ 51	$ -	$ 51	$ 52
271	A_6790320-Fleet Allocation	Maintenance of Measuring and Regulating Station Equipment	865	$ -	$ 20,789	$ 21,126	$ -	$ 21,126	$ 21,739
272	A_6790321-Stores Allocation	Maintenance of Measuring and Regulating Station Equipment	865	$ -	$ 1,903	$ 1,933	$ -	$ 1,933	$ 1,990
273	A_6790322-Small Tools Alloc	Maintenance of Measuring and Regulating Station Equipment	865	$ -	$ 1,026	$ 1,042	$ -	$ 1,042	$ 1,072
274	**Total Transmission Maintenance Expenses**			**$ 780,575**	**$ 1,589,198**	**$ 821,748**	**$ 794,000**	**$ 1,615,747**	**$ 845,573**
275									
276	**Total Transmission O&M**			**$ 5,643,766**	**$ 7,127,518**	**$ 1,507,834**	**$ 5,339,520**	**$ 6,847,355**	**$ 1,551,553**
277									
278	**Distribution Expenses - Operation:**								
279	A_6010000-1001/A6010000	Operation Supervision and Engineering	870	$ 1,977	$ 1,977	$ -	$ 2,011	$ 2,011	$ -
280	A_6010010-1001/R6010000	Operation Supervision and Engineering	870	$ 442	$ 442	$ -	$ 449	$ 449	$ -
281	A_6010110-Labor Exempt ST	Operation Supervision and Engineering	870	$ 1,527,430	$ 1,527,430	$ -	$ 1,553,700	$ 1,553,700	$ -
282	A_6010130-Labor Exempt NonProd	Operation Supervision and Engineering	870	$ 323,128	$ 323,128	$ -	$ 328,686	$ 328,686	$ -
283	A_6010210-Labor NonExm ST	Operation Supervision and Engineering	870	$ 1,488,190	$ 1,488,190	$ -	$ 1,513,786	$ 1,513,786	$ -
284	A_6010220-Labor NonExm OT	Operation Supervision and Engineering	870	$ 272,189	$ 272,189	$ -	$ 276,871	$ 276,871	$ -
285	A_6010230-Labor NonExm NonProd	Operation Supervision and Engineering	870	$ 266,385	$ 266,385	$ -	$ 270,966	$ 270,966	$ -
286	A_6010400-Labor Severance	Operation Supervision and Engineering	870	$ -	$ -	$ -	$ -	$ -	$ -
287	A_6010910-Labor OffCycle Bonus	Operation Supervision and Engineering	870	$ 8,065	$ 8,065	$ -	$ 8,203	$ 8,203	$ -
288	A_6030010-EE ProfDue Subs Fees	Operation Supervision and Engineering	870	$ -	$ 3,152	$ 3,203	$ -	$ 3,203	$ 3,296
289	A_6030040-EE Meals 50% Deduct	Operation Supervision and Engineering	870	$ -	$ 39,992	$ 40,641	$ -	$ 40,641	$ 41,819
290	A_6030050-EE Mileage	Operation Supervision and Engineering	870	$ -	$ 973	$ 989	$ -	$ 989	$ 1,018
291	A_6030060-EE Shoes Uniforms	Operation Supervision and Engineering	870	$ -	$ 23,015	$ 23,388	$ -	$ 23,388	$ 24,066
292	A_6030070-EE Training	Operation Supervision and Engineering	870	$ -	$ 12,309	$ 12,509	$ -	$ 12,509	$ 12,871
293	A_6030080-EE Travel Lodging	Operation Supervision and Engineering	870	$ -	$ 19,265	$ 19,577	$ -	$ 19,577	$ 20,145
294	A_6030091-EE Apprec and Gifts	Operation Supervision and Engineering	870	$ -	$ 586	$ 596	$ -	$ 596	$ 613
295	A_6030800-EE Miscellaneous	Operation Supervision and Engineering	870	$ -	$ 8,402	$ 8,539	$ -	$ 8,539	$ 8,786
296	A_6100070-Consultants-Mgmt	Operation Supervision and Engineering	870	$ -	$ 1,811	$ 1,840	$ -	$ 1,840	$ 1,893
297	A_6100080-Consultants-Other	Operation Supervision and Engineering	870	$ -	$ 7,345	$ 7,465	$ -	$ 7,465	$ 7,681

NMGC Exhibit ECB-5
Page 436 of 596

NEW MEXICO GAS COMPANY, INC.

Operations and Maintenance Summary
Base Period - 12 Months Ending March 31, 2023
Future Test Year - 12 Months Ending September 30, 2025

	A	B	C	AB	AC	AD	AE	AF
3	Description	Account Name	FERC Acct	Total Test Period Separately Forecasted Items	10/31/2024	11/30/2024	12/31/2024	1/31/2025
249	A_6790210-Permitting	Maintenance of Compressor Station Equipment	864	$ -	$ 45	$ 45	$ 45	$ 45
250	A_6010000-1001/A6010000	Maintenance of Measuring and Regulating Station Equipment	865	$ 244	$ 20	$ 20	$ 20	$ 20
251	A_6010010-1001/R6010010	Maintenance of Measuring and Regulating Station Equipment	865	$ 1	$ 0	$ 0	$ 0	$ 0
252	A_6010110-Labor Exempt ST	Maintenance of Measuring and Regulating Station Equipment	865	$ 20,966	$ 1,747	$ 1,747	$ 1,747	$ 1,747
253	A_6010130-Labor Exempt NonProd	Maintenance of Measuring and Regulating Station Equipment	865	$ 6,300	$ 525	$ 525	$ 525	$ 525
254	A_6010210-Labor NonExm ST	Maintenance of Measuring and Regulating Station Equipment	865	$ 128,949	$ 10,746	$ 10,746	$ 10,746	$ 10,746
255	A_6010220-Labor NonExm OT	Maintenance of Measuring and Regulating Station Equipment	865	$ 32,208	$ 2,684	$ 2,684	$ 2,684	$ 2,684
256	A_6010230-Labor NonExm NonProd	Maintenance of Measuring and Regulating Station Equipment	865	$ 23,818	$ 1,985	$ 1,985	$ 1,985	$ 1,985
257	A_6010910-Labor OffCycle Bonus	Maintenance of Measuring and Regulating Station Equipment	865	$ 19	$ 2	$ 2	$ 2	$ 2
258	A_6030010-EE ProfDue Subs Fees	Maintenance of Measuring and Regulating Station Equipment	865	$ -	$ 0	$ 0	$ 0	$ 0
259	A_6030040-EE Meals 50% Deduct	Maintenance of Measuring and Regulating Station Equipment	865	$ -	$ 0	$ 0	$ 0	$ 0
260	A_6030060-EE Shoes Uniforms	Maintenance of Measuring and Regulating Station Equipment	865	$ -	$ 123	$ 123	$ 123	$ 123
261	A_6030070-EE Training	Maintenance of Measuring and Regulating Station Equipment	865	$ -	$ 21	$ 21	$ 21	$ 21
262	A_6030091-EE Apprec and Gifts	Maintenance of Measuring and Regulating Station Equipment	865	$ -	$ 0	$ 0	$ 0	$ 0
263	A_6030800-EE Miscellaneous	Maintenance of Measuring and Regulating Station Equipment	865	$ -	$ 24	$ 24	$ 24	$ 24
264	A_6100070-Consultants-Mgmt	Maintenance of Measuring and Regulating Station Equipment	865	$ -	$ 7	$ 7	$ 7	$ 7
265	A_6100080-Consultants-Other	Maintenance of Measuring and Regulating Station Equipment	865	$ -	$ 942	$ 942	$ 942	$ 942
266	A_6100100-Contractor Services	Maintenance of Measuring and Regulating Station Equipment	865	$ -	$ 1,594	$ 1,594	$ 1,594	$ 1,594
267	A_6400100-M&S OS Purchases	Maintenance of Measuring and Regulating Station Equipment	865	$ -	$ 1,613	$ 1,613	$ 1,613	$ 1,613
268	A_6400500-M&S Parts	Maintenance of Measuring and Regulating Station Equipment	865	$ -	$ 73	$ 73	$ 73	$ 73
269	A_6401000-M&S Inven Issue	Maintenance of Measuring and Regulating Station Equipment	865	$ -	$ 1,574	$ 1,574	$ 1,574	$ 1,574
270	A_6790230-Postage Ship Courier	Maintenance of Measuring and Regulating Station Equipment	865	$ -	$ 4	$ 4	$ 4	$ 4
271	A_6790320-Fleet Allocation	Maintenance of Measuring and Regulating Station Equipment	865	$ -	$ 1,812	$ 1,812	$ 1,812	$ 1,812
272	A_6790321-Stores Allocation	Maintenance of Measuring and Regulating Station Equipment	865	$ -	$ 166	$ 166	$ 166	$ 166
273	A_6790322-Small Tools Alloc	Maintenance of Measuring and Regulating Station Equipment	865	$ -	$ 89	$ 89	$ 89	$ 89
274	**Total Transmission Maintenance Expenses**			**$ 883,139**	**$ 144,059**	**$ 144,059**	**$ 144,059**	**$ 144,059**
275								
276	**Total Transmission O&M**			**$ 6,267,492**	**$ 651,587**	**$ 651,587**	**$ 651,587**	**$ 651,587**
277								
278	**Distribution Expenses - Operation:**							
279	A_6010000-1001/A6010000	Operation Supervision and Engineering	870	$ 2,237	$ 186	$ 186	$ 186	$ 186
280	A_6010010-1001/R6010000	Operation Supervision and Engineering	870	$ 500	$ 42	$ 42	$ 42	$ 42
281	A_6010110-Labor Exempt ST	Operation Supervision and Engineering	870	$ 1,728,129	$ 144,011	$ 144,011	$ 144,011	$ 144,011
282	A_6010130-Labor Exempt NonProd	Operation Supervision and Engineering	870	$ 365,586	$ 30,466	$ 30,466	$ 30,466	$ 30,466
283	A_6010210-Labor NonExm ST	Operation Supervision and Engineering	870	$ 1,683,733	$ 140,311	$ 140,311	$ 140,311	$ 140,311
284	A_6010220-Labor NonExm OT	Operation Supervision and Engineering	870	$ 307,954	$ 25,663	$ 25,663	$ 25,663	$ 25,663
285	A_6010230-Labor NonExm NonProd	Operation Supervision and Engineering	870	$ 301,387	$ 25,116	$ 25,116	$ 25,116	$ 25,116
286	A_6010400-Labor Severance	Operation Supervision and Engineering	870	$ -	$ -	$ -	$ -	$ -
287	A_6010910-Labor OffCycle Bonus	Operation Supervision and Engineering	870	$ 9,124	$ 760	$ 760	$ 760	$ 760
288	A_6030010-EE ProfDue Subs Fees	Operation Supervision and Engineering	870	$ -	$ 275	$ 275	$ 275	$ 275
289	A_6030040-EE Meals 50% Deduct	Operation Supervision and Engineering	870	$ -	$ 3,485	$ 3,485	$ 3,485	$ 3,485
290	A_6030050-EE Mileage	Operation Supervision and Engineering	870	$ -	$ 85	$ 85	$ 85	$ 85
291	A_6030060-EE Shoes Uniforms	Operation Supervision and Engineering	870	$ -	$ 2,006	$ 2,006	$ 2,006	$ 2,006
292	A_6030070-EE Training	Operation Supervision and Engineering	870	$ -	$ 1,073	$ 1,073	$ 1,073	$ 1,073
293	A_6030080-EE Travel Lodging	Operation Supervision and Engineering	870	$ -	$ 1,679	$ 1,679	$ 1,679	$ 1,679
294	A_6030091-EE Apprec and Gifts	Operation Supervision and Engineering	870	$ -	$ 51	$ 51	$ 51	$ 51
295	A_6030800-EE Miscellaneous	Operation Supervision and Engineering	870	$ -	$ 732	$ 732	$ 732	$ 732
296	A_6100070-Consultants-Mgmt	Operation Supervision and Engineering	870	$ -	$ 158	$ 158	$ 158	$ 158
297	A_6100080-Consultants-Other	Operation Supervision and Engineering	870	$ -	$ 640	$ 640	$ 640	$ 640

NMGC Exhibit ECB-5
Page 437 of 596

NEW MEXICO GAS COMPANY, INC.

Operations and Maintenance Summary
Base Period - 12 Months Ending March 31, 2023
Future Test Year - 12 Months Ending September 30, 2025

	A	B	C	AG	AH	AI	AJ	AK
3	Description	Account Name	FERC Acct	2/28/2025	3/31/2025	4/30/2025	5/31/2025	6/30/2025
249	A_6790210-Permitting	Maintenance of Compressor Station Equipment	864	$ 45	$ 45	$ 45	$ 45	$ 45
250	A_6010000-1001/A6010000	Maintenance of Measuring and Regulating Station Equipment	865	$ 20	$ 20	$ 20	$ 20	$ 20
251	A_6010010-1001/R6010010	Maintenance of Measuring and Regulating Station Equipment	865	$ 0	$ 0	$ 0	$ 0	$ 0
252	A_6010110-Labor Exempt ST	Maintenance of Measuring and Regulating Station Equipment	865	$ 1,747	$ 1,747	$ 1,747	$ 1,747	$ 1,747
253	A_6010130-Labor Exempt NonProd	Maintenance of Measuring and Regulating Station Equipment	865	$ 525	$ 525	$ 525	$ 525	$ 525
254	A_6010210-Labor NonExm ST	Maintenance of Measuring and Regulating Station Equipment	865	$ 10,746	$ 10,746	$ 10,746	$ 10,746	$ 10,746
255	A_6010220-Labor NonExm OT	Maintenance of Measuring and Regulating Station Equipment	865	$ 2,684	$ 2,684	$ 2,684	$ 2,684	$ 2,684
256	A_6010230-Labor NonExm NonProd	Maintenance of Measuring and Regulating Station Equipment	865	$ 1,985	$ 1,985	$ 1,985	$ 1,985	$ 1,985
257	A_6010910-Labor OffCycle Bonus	Maintenance of Measuring and Regulating Station Equipment	865	$ 2	$ 2	$ 2	$ 2	$ 2
258	A_6030010-EE ProfDue Subs Fees	Maintenance of Measuring and Regulating Station Equipment	865	$ 0	$ 0	$ 0	$ 0	$ 0
259	A_6030040-EE Meals 50% Deduct	Maintenance of Measuring and Regulating Station Equipment	865	$ 0	$ 0	$ 0	$ 0	$ 0
260	A_6030060-EE Shoes Uniforms	Maintenance of Measuring and Regulating Station Equipment	865	$ 123	$ 123	$ 123	$ 123	$ 123
261	A_6030070-EE Training	Maintenance of Measuring and Regulating Station Equipment	865	$ 21	$ 21	$ 21	$ 21	$ 21
262	A_6030091-EE Apprec and Gifts	Maintenance of Measuring and Regulating Station Equipment	865	$ 0	$ 0	$ 0	$ 0	$ 0
263	A_6030800-EE Miscellaneous	Maintenance of Measuring and Regulating Station Equipment	865	$ 24	$ 24	$ 24	$ 24	$ 24
264	A_6100070-Consultants-Mgmt	Maintenance of Measuring and Regulating Station Equipment	865	$ 7	$ 7	$ 7	$ 7	$ 7
265	A_6100080-Consultants-Other	Maintenance of Measuring and Regulating Station Equipment	865	$ 942	$ 942	$ 942	$ 942	$ 942
266	A_6100100-Contractor Services	Maintenance of Measuring and Regulating Station Equipment	865	$ 1,594	$ 1,594	$ 1,594	$ 1,594	$ 1,594
267	A_6400100-M&S OS Purchases	Maintenance of Measuring and Regulating Station Equipment	865	$ 1,613	$ 1,613	$ 1,613	$ 1,613	$ 1,613
268	A_6400500-M&S Parts	Maintenance of Measuring and Regulating Station Equipment	865	$ 73	$ 73	$ 73	$ 73	$ 73
269	A_6401000-M&S Inven Issue	Maintenance of Measuring and Regulating Station Equipment	865	$ 1,574	$ 1,574	$ 1,574	$ 1,574	$ 1,574
270	A_6790230-Postage Ship Courier	Maintenance of Measuring and Regulating Station Equipment	865	$ 4	$ 4	$ 4	$ 4	$ 4
271	A_6790320-Fleet Allocation	Maintenance of Measuring and Regulating Station Equipment	865	$ 1,812	$ 1,812	$ 1,812	$ 1,812	$ 1,812
272	A_6790321-Stores Allocation	Maintenance of Measuring and Regulating Station Equipment	865	$ 166	$ 166	$ 166	$ 166	$ 166
273	A_6790322-Small Tools Alloc	Maintenance of Measuring and Regulating Station Equipment	865	$ 89	$ 89	$ 89	$ 89	$ 89
274	**Total Transmission Maintenance Expenses**			**$ 144,059**	**$ 144,059**	**$ 144,059**	**$ 144,059**	**$ 144,059**
275								
276	**Total Transmission O&M**			**$ 651,587**	**$ 651,587**	**$ 651,587**	**$ 651,587**	**$ 651,587**
277								
278	**Distribution Expenses - Operation:**							
279	A_6010000-1001/A6010000	Operation Supervision and Engineering	870	$ 186	$ 186	$ 186	$ 186	$ 186
280	A_6010010-1001/R6010000	Operation Supervision and Engineering	870	$ 42	$ 42	$ 42	$ 42	$ 42
281	A_6010110-Labor Exempt ST	Operation Supervision and Engineering	870	$ 144,011	$ 144,011	$ 144,011	$ 144,011	$ 144,011
282	A_6010130-Labor Exempt NonProd	Operation Supervision and Engineering	870	$ 30,466	$ 30,466	$ 30,466	$ 30,466	$ 30,466
283	A_6010210-Labor NonExm ST	Operation Supervision and Engineering	870	$ 140,311	$ 140,311	$ 140,311	$ 140,311	$ 140,311
284	A_6010220-Labor NonExm OT	Operation Supervision and Engineering	870	$ 25,663	$ 25,663	$ 25,663	$ 25,663	$ 25,663
285	A_6010230-Labor NonExm NonProd	Operation Supervision and Engineering	870	$ 25,116	$ 25,116	$ 25,116	$ 25,116	$ 25,116
286	A_6010400-Labor Severance	Operation Supervision and Engineering	870	$ -	$ -	$ -	$ -	$ -
287	A_6010910-Labor OffCycle Bonus	Operation Supervision and Engineering	870	$ 760	$ 760	$ 760	$ 760	$ 760
288	A_6030010-EE ProfDue Subs Fees	Operation Supervision and Engineering	870	$ 275	$ 275	$ 275	$ 275	$ 275
289	A_6030040-EE Meals 50% Deduct	Operation Supervision and Engineering	870	$ 3,485	$ 3,485	$ 3,485	$ 3,485	$ 3,485
290	A_6030050-EE Mileage	Operation Supervision and Engineering	870	$ 85	$ 85	$ 85	$ 85	$ 85
291	A_6030060-EE Shoes Uniforms	Operation Supervision and Engineering	870	$ 2,006	$ 2,006	$ 2,006	$ 2,006	$ 2,006
292	A_6030070-EE Training	Operation Supervision and Engineering	870	$ 1,073	$ 1,073	$ 1,073	$ 1,073	$ 1,073
293	A_6030080-EE Travel Lodging	Operation Supervision and Engineering	870	$ 1,679	$ 1,679	$ 1,679	$ 1,679	$ 1,679
294	A_6030091-EE Apprec and Gifts	Operation Supervision and Engineering	870	$ 51	$ 51	$ 51	$ 51	$ 51
295	A_6030800-EE Miscellaneous	Operation Supervision and Engineering	870	$ 732	$ 732	$ 732	$ 732	$ 732
296	A_6100070-Consultants-Mgmt	Operation Supervision and Engineering	870	$ 158	$ 158	$ 158	$ 158	$ 158
297	A_6100080-Consultants-Other	Operation Supervision and Engineering	870	$ 640	$ 640	$ 640	$ 640	$ 640

NMGC Exhibit ECB-5
Page 438 of 596

NEW MEXICO GAS COMPANY, INC.

Operations and Maintenance Summary
Base Period - 12 Months Ending March 31, 2023
Future Test Year - 12 Months Ending September 30, 2025

	A	B	C	AL	AM	AN	AO
3	Description	Account Name	FERC Acct	7/31/2025	8/31/2025	9/30/2025	Future Test Year Ending 9/30/2025
249	A_6790210-Permitting	Maintenance of Compressor Station Equipment	864	$ 45	$ 45	$ 45	$ 543
250	A_6010000-1001/A6010000	Maintenance of Measuring and Regulating Station Equipment	865	$ 20	$ 20	$ 20	$ 244
251	A_6010010-1001/R6010010	Maintenance of Measuring and Regulating Station Equipment	865	$ 0	$ 0	$ 0	$ 1
252	A_6010110-Labor Exempt ST	Maintenance of Measuring and Regulating Station Equipment	865	$ 1,747	$ 1,747	$ 1,747	$ 20,966
253	A_6010130-Labor Exempt NonProd	Maintenance of Measuring and Regulating Station Equipment	865	$ 525	$ 525	$ 525	$ 6,300
254	A_6010210-Labor NonExm ST	Maintenance of Measuring and Regulating Station Equipment	865	$ 10,746	$ 10,746	$ 10,746	$ 128,949
255	A_6010220-Labor NonExm OT	Maintenance of Measuring and Regulating Station Equipment	865	$ 2,684	$ 2,684	$ 2,684	$ 32,208
256	A_6010230-Labor NonExm NonProd	Maintenance of Measuring and Regulating Station Equipment	865	$ 1,985	$ 1,985	$ 1,985	$ 23,818
257	A_6010910-Labor OffCycle Bonus	Maintenance of Measuring and Regulating Station Equipment	865	$ 2	$ 2	$ 2	$ 19
258	A_6030010-EE ProfDue Subs Fees	Maintenance of Measuring and Regulating Station Equipment	865	$ 0	$ 0	$ 0	$ 1
259	A_6030040-EE Meals 50% Deduct	Maintenance of Measuring and Regulating Station Equipment	865	$ 0	$ 0	$ 0	$ 1
260	A_6030060-EE Shoes Uniforms	Maintenance of Measuring and Regulating Station Equipment	865	$ 123	$ 123	$ 123	$ 1,478
261	A_6030070-EE Training	Maintenance of Measuring and Regulating Station Equipment	865	$ 21	$ 21	$ 21	$ 255
262	A_6030091-EE Apprec and Gifts	Maintenance of Measuring and Regulating Station Equipment	865	$ 0	$ 0	$ 0	$ 1
263	A_6030800-EE Miscellaneous	Maintenance of Measuring and Regulating Station Equipment	865	$ 24	$ 24	$ 24	$ 290
264	A_6100070-Consultants-Mgmt	Maintenance of Measuring and Regulating Station Equipment	865	$ 7	$ 7	$ 7	$ 89
265	A_6100080-Consultants-Other	Maintenance of Measuring and Regulating Station Equipment	865	$ 942	$ 942	$ 942	$ 11,305
266	A_6100100-Contractor Services	Maintenance of Measuring and Regulating Station Equipment	865	$ 1,594	$ 1,594	$ 1,594	$ 19,131
267	A_6400100-M&S OS Purchases	Maintenance of Measuring and Regulating Station Equipment	865	$ 1,613	$ 1,613	$ 1,613	$ 19,356
268	A_6400500-M&S Parts	Maintenance of Measuring and Regulating Station Equipment	865	$ 73	$ 73	$ 73	$ 870
269	A_6401000-M&S Inven Issue	Maintenance of Measuring and Regulating Station Equipment	865	$ 1,574	$ 1,574	$ 1,574	$ 18,891
270	A_6790230-Postage Ship Courier	Maintenance of Measuring and Regulating Station Equipment	865	$ 4	$ 4	$ 4	$ 52
271	A_6790320-Fleet Allocation	Maintenance of Measuring and Regulating Station Equipment	865	$ 1,812	$ 1,812	$ 1,812	$ 21,739
272	A_6790321-Stores Allocation	Maintenance of Measuring and Regulating Station Equipment	865	$ 166	$ 166	$ 166	$ 1,990
273	A_6790322-Small Tools Alloc	Maintenance of Measuring and Regulating Station Equipment	865	$ 89	$ 89	$ 89	$ 1,072
274	**Total Transmission Maintenance Expenses**			**$ 144,059**	**$ 144,059**	**$ 144,059**	**$ 1,728,712**
275							
276	**Total Transmission O&M**			**$ 651,587**	**$ 651,587**	**$ 651,587**	**$ 7,819,044**
277							
278	**Distribution Expenses - Operation:**						
279	A_6010000-1001/A6010000	Operation Supervision and Engineering	870	$ 186	$ 186	$ 186	$ 2,237
280	A_6010010-1001/R6010000	Operation Supervision and Engineering	870	$ 42	$ 42	$ 42	$ 500
281	A_6010110-Labor Exempt ST	Operation Supervision and Engineering	870	$ 144,011	$ 144,011	$ 144,011	$ 1,728,129
282	A_6010130-Labor Exempt NonProd	Operation Supervision and Engineering	870	$ 30,466	$ 30,466	$ 30,466	$ 365,586
283	A_6010210-Labor NonExm ST	Operation Supervision and Engineering	870	$ 140,311	$ 140,311	$ 140,311	$ 1,683,733
284	A_6010220-Labor NonExm OT	Operation Supervision and Engineering	870	$ 25,663	$ 25,663	$ 25,663	$ 307,954
285	A_6010230-Labor NonExm NonProd	Operation Supervision and Engineering	870	$ 25,116	$ 25,116	$ 25,116	$ 301,387
286	A_6010400-Labor Severance	Operation Supervision and Engineering	870	$ -	$ -	$ -	$ -
287	A_6010910-Labor OffCycle Bonus	Operation Supervision and Engineering	870	$ 760	$ 760	$ 760	$ 9,124
288	A_6030010-EE ProfDue Subs Fees	Operation Supervision and Engineering	870	$ 275	$ 275	$ 275	$ 3,296
289	A_6030040-EE Meals 50% Deduct	Operation Supervision and Engineering	870	$ 3,485	$ 3,485	$ 3,485	$ 41,819
290	A_6030050-EE Mileage	Operation Supervision and Engineering	870	$ 85	$ 85	$ 85	$ 1,018
291	A_6030060-EE Shoes Uniforms	Operation Supervision and Engineering	870	$ 2,006	$ 2,006	$ 2,006	$ 24,066
292	A_6030070-EE Training	Operation Supervision and Engineering	870	$ 1,073	$ 1,073	$ 1,073	$ 12,871
293	A_6030080-EE Travel Lodging	Operation Supervision and Engineering	870	$ 1,679	$ 1,679	$ 1,679	$ 20,145
294	A_6030091-EE Apprec and Gifts	Operation Supervision and Engineering	870	$ 51	$ 51	$ 51	$ 613
295	A_6030800-EE Miscellaneous	Operation Supervision and Engineering	870	$ 732	$ 732	$ 732	$ 8,786
296	A_6100070-Consultants-Mgmt	Operation Supervision and Engineering	870	$ 158	$ 158	$ 158	$ 1,893
297	A_6100080-Consultants-Other	Operation Supervision and Engineering	870	$ 640	$ 640	$ 640	$ 7,681

NMGC Exhibit ECB-5
Page 439 of 596

NEW MEXICO GAS COMPANY, INC.

Operations and Maintenance Summary
Base Period - 12 Months Ending March 31, 2023
Future Test Year - 12 Months Ending September 30, 2025

	A	B	C	D	E	F	G	H	I
3	Description	Account Name	FERC Acct	4/30/2022	5/31/2022	6/30/2022	7/31/2022	8/31/2022	9/30/2022
298	A_6100100-Contractor Services	Operation Supervision and Engineering	870	$ -	$ -	$ -	$ 1,645	$ 6,443	$ 4,337
299	A_6100150-Printing	Operation Supervision and Engineering	870	$ -	$ -	$ -	$ 444	$ -	$ -
300	A_6400010-M&S FurnOffEquip	Operation Supervision and Engineering	870	$ -	$ -	$ 92	$ -	$ 230	$ -
301	A_6400020-M&S Gen Office	Operation Supervision and Engineering	870	$ 1,215	$ 199	$ 584	$ 1,072	$ 2,673	$ 942
302	A_6400070-M&S Safety	Operation Supervision and Engineering	870	$ -	$ -	$ -	$ -	$ -	$ -
303	A_6400080-M&S Vehicle Fuel	Operation Supervision and Engineering	870	$ -	$ -	$ -	$ -	$ -	$ 17
304	A_6400100-M&S OS Purchases	Operation Supervision and Engineering	870	$ 45	$ 47	$ -	$ 1,107	$ -	$ 956
305	A_6400500-M&S Parts	Operation Supervision and Engineering	870	$ -	$ -	$ -	$ -	$ -	$ -
306	A_6400510-M&S Small Tools	Operation Supervision and Engineering	870	$ 8	$ 238	$ -	$ -	$ 103	$ -
307	A_6401000-M&S Inven Issue	Operation Supervision and Engineering	870	$ 103	$ -	$ -	$ -	$ -	$ -
308	A_6500010-Transport-Vehicle	Operation Supervision and Engineering	870	$ 30	$ -	$ -	$ -	$ 30	$ 42
309	A_6730030-Utilities-Telecom	Operation Supervision and Engineering	870	$ 106	$ -	$ -	$ -	$ -	$ -
310	A_6730800-Utilities-Other	Operation Supervision and Engineering	870	$ -	$ -	$ -	$ -	$ -	$ -
311	A_6790199-Fees-Miscellaneous	Operation Supervision and Engineering	870	$ -	$ 10	$ 52	$ -	$ 3	$ 7
312	A_6790210-Permitting	Operation Supervision and Engineering	870	$ -	$ -	$ -	$ 500	$ 855	$ -
313	A_6790230-Postage Ship Courier	Operation Supervision and Engineering	870	$ 27	$ 27	$ 178	$ -	$ 110	$ 51
314	A_6790320-Fleet Allocation	Operation Supervision and Engineering	870	$ 24,670	$ 32,080	$ 24,759	$ 26,413	$ 29,293	$ 23,534
315	A_6790321-Stores Allocation	Operation Supervision and Engineering	870	$ 10	$ 8	$ -	$ 67	$ -	$ 40
316	A_6790322-Small Tools Alloc	Operation Supervision and Engineering	870	$ 5	$ 2	$ -	$ 19	$ -	$ 14
317	A_6010000-1001/A6010000	Mains and Services Expenses	874	$ 516	$ 21	$ 358	$ 59	$ 0	$ 10
318	A_6010010-1001/R6010000	Mains and Services Expenses	874	$ 84	$ -	$ -	$ 75	$ 50	$ -
319	A_6010110-Labor Exempt ST	Mains and Services Expenses	874	$ 19,583	$ 25,885	$ 22,775	$ 22,609	$ 23,008	$ 19,626
320	A_6010130-Labor Exempt NonProd	Mains and Services Expenses	874	$ 4,783	$ 2,574	$ 5,911	$ 4,365	$ 3,423	$ 5,557
321	A_6010210-Labor NonExm ST	Mains and Services Expenses	874	$ 114,762	$ 138,104	$ 119,340	$ 122,776	$ 130,401	$ 115,258
322	A_6010220-Labor NonExm OT	Mains and Services Expenses	874	$ 23,414	$ 28,623	$ 29,778	$ 34,436	$ 32,227	$ 28,014
323	A_6010230-Labor NonExm NonProd	Mains and Services Expenses	874	$ 27,429	$ 10,230	$ 29,041	$ 24,838	$ 17,239	$ 26,338
324	A_6010910-Labor OffCycle Bonus	Mains and Services Expenses	874	$ 44	$ -	$ -	$ 95	$ -	$ -
325	A_6030010-EE ProfDue Subs Fees	Mains and Services Expenses	874	$ -	$ -	$ -	$ 688	$ -	$ -
326	A_6030040-EE Meals 50% Deduct	Mains and Services Expenses	874	$ 673	$ 289	$ 255	$ 121	$ 36	$ 139
327	A_6030060-EE Shoes Uniforms	Mains and Services Expenses	874	$ 184	$ 403	$ 499	$ 1,076	$ 389	$ 197
328	A_6030070-EE Training	Mains and Services Expenses	874	$ -	$ 1,166	$ 316	$ -	$ -	$ 69
329	A_6030080-EE Travel Lodging	Mains and Services Expenses	874	$ 2,322	$ 923	$ -	$ -	$ -	$ 324
330	A_6030091-EE Apprec and Gifts	Mains and Services Expenses	874	$ -	$ 2	$ 42	$ -	$ 6	$ -
331	A_6030800-EE Miscellaneous	Mains and Services Expenses	874	$ 3,470	$ 1	$ 4	$ 2	$ 74	$ -
332	A_6100070-Consultants-Mgmt	Mains and Services Expenses	874	$ 12	$ -	$ -	$ -	$ -	$ -
333	A_6100080-Consultants-Other	Mains and Services Expenses	874	$ 1,019	$ 89	$ 2,828	$ 2,692	$ -	$ -
334	A_6100100-Contractor Services	Mains and Services Expenses	874	$ -	$ 451	$ 871	$ 151	$ 4,661	$ 6,915
335	A_6100110-Instrument SvcRepair	Mains and Services Expenses	874	$ -	$ -	$ -	$ -	$ -	$ -
336	A_6400010-M&S FurnOffEquip	Mains and Services Expenses	874	$ -	$ -	$ -	$ -	$ 67	$ 418
337	A_6400020-M&S Gen Office	Mains and Services Expenses	874	$ -	$ 13	$ -	$ -	$ -	$ -
338	A_6400070-M&S Safety	Mains and Services Expenses	874	$ 140	$ -	$ -	$ 68	$ -	$ -
339	A_6400080-M&S Vehicle Fuel	Mains and Services Expenses	874	$ -	$ -	$ -	$ -	$ -	$ 82
340	A_6400100-M&S OS Purchases	Mains and Services Expenses	874	$ 1,240	$ 951	$ 180	$ 171	$ 961	$ 3,524
341	A_6400500-M&S Parts	Mains and Services Expenses	874	$ 2,611	$ 1,111	$ 876	$ 553	$ 1,942	$ 43
342	A_6400510-M&S Small Tools	Mains and Services Expenses	874	$ 952	$ 1,036	$ 133	$ 108	$ 175	$ 200
343	A_6401000-M&S Inven Issue	Mains and Services Expenses	874	$ 673	$ 22,456	$ 281	$ 3,265	$ 383	$ 540
344	A_6710060-ST Rent-Vehicle	Mains and Services Expenses	874	$ -	$ 421	$ -	$ -	$ 320	$ -
345	A_6730030-Utilities-Telecom	Mains and Services Expenses	874	$ -	$ -	$ -	$ -	$ -	$ -
346	A_6790199-Fees-Miscellaneous	Mains and Services Expenses	874	$ -	$ -	$ -	$ 54	$ -	$ -

NMGC Exhibit ECB-5
Page 440 of 596

NEW MEXICO GAS COMPANY, INC.

Operations and Maintenance Summary
Base Period - 12 Months Ending March 31, 2023
Future Test Year - 12 Months Ending September 30, 2025

	A	B	C	J	K	L	M	N	O
3	Description	Account Name	FERC Acct	10/31/2022	11/30/2022	12/31/2022	1/31/2023	2/28/2023	3/31/2023
298	A_6100100-Contractor Services	Operation Supervision and Engineering	870	$ 1,674	$ -	$ 36,245	$ 338	$ 6,062	$ 46,598
299	A_6100150-Printing	Operation Supervision and Engineering	870	$ -	$ -	$ -	$ -	$ -	$ -
300	A_6400010-M&S FurnOffEquip	Operation Supervision and Engineering	870	$ -	$ -	$ -	$ -	$ -	$ -
301	A_6400020-M&S Gen Office	Operation Supervision and Engineering	870	$ 45	$ 1,586	$ 2,008	$ 460	$ 1,471	$ 1,246
302	A_6400070-M&S Safety	Operation Supervision and Engineering	870	$ -	$ 271	$ -	$ 1,236	$ 202	$ -
303	A_6400080-M&S Vehicle Fuel	Operation Supervision and Engineering	870	$ -	$ 47	$ -	$ -	$ -	$ -
304	A_6400100-M&S OS Purchases	Operation Supervision and Engineering	870	$ -	$ 447	$ 186	$ 1,494	$ 321	$ 613
305	A_6400500-M&S Parts	Operation Supervision and Engineering	870	$ 34	$ 43	$ 17	$ 94	$ -	$ 297
306	A_6400510-M&S Small Tools	Operation Supervision and Engineering	870	$ -	$ 99	$ 323	$ -	$ 213	$ -
307	A_6401000-M&S Inven Issue	Operation Supervision and Engineering	870	$ -	$ -	$ 235	$ -	$ -	$ -
308	A_6500010-Transport-Vehicle	Operation Supervision and Engineering	870	$ 30	$ 69	$ -	$ -	$ 31	$ -
309	A_6730030-Utilities-Telecom	Operation Supervision and Engineering	870	$ -	$ -	$ -	$ -	$ -	$ -
310	A_6730800-Utilities-Other	Operation Supervision and Engineering	870	$ -	$ -	$ -	$ 3,000	$ -	$ -
311	A_6790199-Fees-Miscellaneous	Operation Supervision and Engineering	870	$ 115	$ -	$ 75	$ -	$ -	$ -
312	A_6790210-Permitting	Operation Supervision and Engineering	870	$ 500	$ -	$ -	$ -	$ -	$ -
313	A_6790230-Postage Ship Courier	Operation Supervision and Engineering	870	$ 27	$ 27	$ 27	$ 27	$ 56	$ 53
314	A_6790320-Fleet Allocation	Operation Supervision and Engineering	870	$ 22,817	$ 19,653	$ 20,610	$ 23,963	$ 26,695	$ 24,068
315	A_6790321-Stores Allocation	Operation Supervision and Engineering	870	$ -	$ 9	$ 39	$ 182	$ 13	$ 37
316	A_6790322-Small Tools Alloc	Operation Supervision and Engineering	870	$ -	$ 8	$ 10	$ 115	$ 24	$ 13
317	A_6010000-1001/A6010000	Mains and Services Expenses	874	$ 220	$ (90)	$ 316	$ 2	$ 513	$ 1,196
318	A_6010010-1001/R6010000	Mains and Services Expenses	874	$ 33	$ -	$ 116	$ -	$ 60	$ 37
319	A_6010110-Labor Exempt ST	Mains and Services Expenses	874	$ 21,356	$ 19,264	$ 14,347	$ 17,775	$ 19,044	$ 24,895
320	A_6010130-Labor Exempt NonProd	Mains and Services Expenses	874	$ 2,916	$ 7,103	$ 10,080	$ 7,150	$ 3,775	$ 2,857
321	A_6010210-Labor NonExm ST	Mains and Services Expenses	874	$ 117,569	$ 123,414	$ 87,196	$ 104,899	$ 116,359	$ 140,049
322	A_6010220-Labor NonExm OT	Mains and Services Expenses	874	$ 36,960	$ 43,888	$ 32,704	$ 34,070	$ 34,437	$ 30,272
323	A_6010230-Labor NonExm NonProd	Mains and Services Expenses	874	$ 11,971	$ 19,080	$ 44,140	$ 33,677	$ 7,889	$ 17,158
324	A_6010910-Labor OffCycle Bonus	Mains and Services Expenses	874	$ 34	$ -	$ -	$ 317	$ -	$ -
325	A_6030010-EE ProfDue Subs Fees	Mains and Services Expenses	874	$ 15	$ -	$ -	$ -	$ -	$ -
326	A_6030040-EE Meals 50% Deduct	Mains and Services Expenses	874	$ 225	$ 481	$ 943	$ 19	$ 63	$ 369
327	A_6030060-EE Shoes Uniforms	Mains and Services Expenses	874	$ -	$ 102	$ 118	$ 21,236	$ 420	$ 816
328	A_6030070-EE Training	Mains and Services Expenses	874	$ 773	$ 157	$ 332	$ 1,964	$ (306)	$ -
329	A_6030080-EE Travel Lodging	Mains and Services Expenses	874	$ 132	$ 2,106	$ 2,608	$ 13	$ -	$ 2,814
330	A_6030091-EE Apprec and Gifts	Mains and Services Expenses	874	$ -	$ -	$ -	$ -	$ -	$ -
331	A_6030800-EE Miscellaneous	Mains and Services Expenses	874	$ -	$ -	$ -	$ -	$ -	$ -
332	A_6100070-Consultants-Mgmt	Mains and Services Expenses	874	$ -	$ 737	$ 511	$ -	$ -	$ -
333	A_6100080-Consultants-Other	Mains and Services Expenses	874	$ -	$ 563	$ -	$ -	$ -	$ -
334	A_6100100-Contractor Services	Mains and Services Expenses	874	$ 6,859	$ (1,722)	$ 2,246	$ -	$ 6,334	$ 7,146
335	A_6100110-Instrument SvcRepair	Mains and Services Expenses	874	$ -	$ -	$ -	$ -	$ -	$ 2,474
336	A_6400010-M&S FurnOffEquip	Mains and Services Expenses	874	$ -	$ -	$ -	$ -	$ -	$ -
337	A_6400020-M&S Gen Office	Mains and Services Expenses	874	$ -	$ 43	$ -	$ 81	$ 102	$ -
338	A_6400070-M&S Safety	Mains and Services Expenses	874	$ -	$ -	$ 711	$ 26	$ -	$ -
339	A_6400080-M&S Vehicle Fuel	Mains and Services Expenses	874	$ -	$ -	$ -	$ -	$ -	$ -
340	A_6400100-M&S OS Purchases	Mains and Services Expenses	874	$ 508	$ 135	$ 200	$ 1,627	$ 593	$ 1,334
341	A_6400500-M&S Parts	Mains and Services Expenses	874	$ 5,952	$ 1,096	$ 321	$ -	$ 710	$ 146
342	A_6400510-M&S Small Tools	Mains and Services Expenses	874	$ 11	$ 381	$ 448	$ 673	$ 693	$ 630
343	A_6401000-M&S Inven Issue	Mains and Services Expenses	874	$ 660	$ 291	$ 801	$ 2,250	$ 352	$ 3,943
344	A_6710060-ST Rent-Vehicle	Mains and Services Expenses	874	$ -	$ 530	$ -	$ -	$ -	$ -
345	A_6730030-Utilities-Telecom	Mains and Services Expenses	874	$ -	$ -	$ 33	$ -	$ -	$ 22
346	A_6790199-Fees-Miscellaneous	Mains and Services Expenses	874	$ -	$ -	$ -	$ -	$ -	$ 105

NMGC Exhibit ECB-5
Page 441 of 596

NEW MEXICO GAS COMPANY, INC.

Operations and Maintenance Summary
Base Period - 12 Months Ending March 31, 2023
Future Test Year - 12 Months Ending September 30, 2025

	A	B	C	P	Q	R	S	T	U
3	Description	Account Name	FERC Acct	Total Company Unadjusted Base Period Ending 3/31/2023	Base Period Adjustments	Adjusted Base Period	Removal of Separately Forecasted Items (To be added back Later)	Remaining Base Period O&M to be Escalated	Escalated Linkage 1 - Results of Pure Escalation of 3.93%
298	A_6100100-Contractor Services	Operation Supervision and Engineering	870	$ 103,341	$ -	$ 103,341	$ -	$ 103,341	$ 107,404
299	A_6100150-Printing	Operation Supervision and Engineering	870	$ 444	$ -	$ 444	$ -	$ 444	$ 461
300	A_6400010-M&S FurnOffEquip	Operation Supervision and Engineering	870	$ 322	$ -	$ 322	$ -	$ 322	$ 335
301	A_6400020-M&S Gen Office	Operation Supervision and Engineering	870	$ 13,502	$ -	$ 13,502	$ -	$ 13,502	$ 14,033
302	A_6400070-M&S Safety	Operation Supervision and Engineering	870	$ 1,709	$ -	$ 1,709	$ -	$ 1,709	$ 1,776
303	A_6400080-M&S Vehicle Fuel	Operation Supervision and Engineering	870	$ 64	$ -	$ 64	$ -	$ 64	$ 67
304	A_6400100-M&S OS Purchases	Operation Supervision and Engineering	870	$ 5,215	$ -	$ 5,215	$ -	$ 5,215	$ 5,420
305	A_6400500-M&S Parts	Operation Supervision and Engineering	870	$ 485	$ -	$ 485	$ -	$ 485	$ 504
306	A_6400510-M&S Small Tools	Operation Supervision and Engineering	870	$ 984	$ -	$ 984	$ -	$ 984	$ 1,023
307	A_6401000-M&S Inven Issue	Operation Supervision and Engineering	870	$ 338	$ -	$ 338	$ -	$ 338	$ 351
308	A_6500010-Transport-Vehicle	Operation Supervision and Engineering	870	$ 233	$ -	$ 233	$ -	$ 233	$ 242
309	A_6730030-Utilities-Telecom	Operation Supervision and Engineering	870	$ 106	$ -	$ 106	$ -	$ 106	$ 110
310	A_6730800-Utilities-Other	Operation Supervision and Engineering	870	$ 3,000	$ -	$ 3,000	$ -	$ 3,000	$ 3,118
311	A_6790199-Fees-Miscellaneous	Operation Supervision and Engineering	870	$ 262	$ -	$ 262	$ -	$ 262	$ 273
312	A_6790210-Permitting	Operation Supervision and Engineering	870	$ 1,855	$ -	$ 1,855	$ -	$ 1,855	$ 1,928
313	A_6790230-Postage Ship Courier	Operation Supervision and Engineering	870	$ 610	$ -	$ 610	$ -	$ 610	$ 634
314	A_6790320-Fleet Allocation	Operation Supervision and Engineering	870	$ 298,557	$ -	$ 298,557	$ -	$ 298,557	$ 310,296
315	A_6790321-Stores Allocation	Operation Supervision and Engineering	870	$ 405	$ -	$ 405	$ -	$ 405	$ 421
316	A_6790322-Small Tools Alloc	Operation Supervision and Engineering	870	$ 208	$ -	$ 208	$ -	$ 208	$ 217
317	A_6010000-1001/A6010000	Mains and Services Expenses	874	$ 3,121	$ 172	$ 3,293	$ (3,293)	$ -	$ -
318	A_6010010-1001/R6010000	Mains and Services Expenses	874	$ 455	$ 25	$ 480	$ (480)	$ -	$ -
319	A_6010110-Labor Exempt ST	Mains and Services Expenses	874	$ 250,168	$ 33,748	$ 283,916	$ (283,916)	$ -	$ -
320	A_6010130-Labor Exempt NonProd	Mains and Services Expenses	874	$ 60,494	$ 3,326	$ 63,820	$ (63,820)	$ -	$ -
321	A_6010210-Labor NonExm ST	Mains and Services Expenses	874	$ 1,430,127	$ 192,925	$ 1,623,052	$ (1,623,052)	$ -	$ -
322	A_6010220-Labor NonExm OT	Mains and Services Expenses	874	$ 388,824	$ (62,077)	$ 326,747	$ (326,747)	$ -	$ -
323	A_6010230-Labor NonExm NonProd	Mains and Services Expenses	874	$ 269,032	$ 14,793	$ 283,824	$ (283,824)	$ -	$ -
324	A_6010910-Labor OffCycle Bonus	Mains and Services Expenses	874	$ 490	$ 27	$ 517	$ (517)	$ -	$ -
325	A_6030010-EE ProfDue Subs Fees	Mains and Services Expenses	874	$ 703	$ -	$ 703	$ -	$ 703	$ 731
326	A_6030040-EE Meals 50% Deduct	Mains and Services Expenses	874	$ 3,612	$ -	$ 3,612	$ -	$ 3,612	$ 3,754
327	A_6030060-EE Shoes Uniforms	Mains and Services Expenses	874	$ 25,441	$ -	$ 25,441	$ -	$ 25,441	$ 26,441
328	A_6030070-EE Training	Mains and Services Expenses	874	$ 4,470	$ -	$ 4,470	$ -	$ 4,470	$ 4,645
329	A_6030080-EE Travel Lodging	Mains and Services Expenses	874	$ 11,241	$ -	$ 11,241	$ -	$ 11,241	$ 11,683
330	A_6030091-EE Apprec and Gifts	Mains and Services Expenses	874	$ 50	$ -	$ 50	$ -	$ 50	$ 52
331	A_6030800-EE Miscellaneous	Mains and Services Expenses	874	$ 3,551	$ -	$ 3,551	$ -	$ 3,551	$ 3,691
332	A_6100070-Consultants-Mgmt	Mains and Services Expenses	874	$ 1,261	$ -	$ 1,261	$ -	$ 1,261	$ 1,310
333	A_6100080-Consultants-Other	Mains and Services Expenses	874	$ 7,191	$ -	$ 7,191	$ -	$ 7,191	$ 7,474
334	A_6100100-Contractor Services	Mains and Services Expenses	874	$ 33,913	$ -	$ 33,913	$ -	$ 33,913	$ 35,247
335	A_6100110-Instrument SvcRepair	Mains and Services Expenses	874	$ 2,474	$ -	$ 2,474	$ -	$ 2,474	$ 2,571
336	A_6400010-M&S FurnOffEquip	Mains and Services Expenses	874	$ 485	$ -	$ 485	$ -	$ 485	$ 504
337	A_6400020-M&S Gen Office	Mains and Services Expenses	874	$ 239	$ -	$ 239	$ -	$ 239	$ 248
338	A_6400070-M&S Safety	Mains and Services Expenses	874	$ 946	$ -	$ 946	$ -	$ 946	$ 983
339	A_6400080-M&S Vehicle Fuel	Mains and Services Expenses	874	$ 82	$ -	$ 82	$ -	$ 82	$ 85
340	A_6400100-M&S OS Purchases	Mains and Services Expenses	874	$ 11,425	$ -	$ 11,425	$ -	$ 11,425	$ 11,875
341	A_6400500-M&S Parts	Mains and Services Expenses	874	$ 15,362	$ -	$ 15,362	$ -	$ 15,362	$ 15,966
342	A_6400510-M&S Small Tools	Mains and Services Expenses	874	$ 5,438	$ -	$ 5,438	$ -	$ 5,438	$ 5,651
343	A_6401000-M&S Inven Issue	Mains and Services Expenses	874	$ 35,897	$ -	$ 35,897	$ -	$ 35,897	$ 37,308
344	A_6710060-ST Rent-Vehicle	Mains and Services Expenses	874	$ 1,270	$ -	$ 1,270	$ -	$ 1,270	$ 1,320
345	A_6730030-Utilities-Telecom	Mains and Services Expenses	874	$ 55	$ -	$ 55	$ -	$ 55	$ 57
346	A_6790199-Fees-Miscellaneous	Mains and Services Expenses	874	$ 159	$ -	$ 159	$ -	$ 159	$ 165

NMGC Exhibit ECB-5
Page 442 of 596

NEW MEXICO GAS COMPANY, INC.

Operations and Maintenance Summary
Base Period - 12 Months Ending March 31, 2023
Future Test Year - 12 Months Ending September 30, 2025

	A	B	C	V	W	X	Y	Z	AA
3	Description	Account Name	FERC Acct	Total Linkage 1 Period Separately Forecasted Items	Linkage 1 Ending 3/31/2024	Escalated Linkage 2 - Results of Pure Escalation of 1.62%	Total Linkage 2 Period Separately Forecasted Items	Linkage 2 Ending 9/30/2024	Escalated Test Year - Results of Pure Escalation of 2.90%
298	A_6100100-Contractor Services	Operation Supervision and Engineering	870	$ -	$ 107,404	$ 109,147	$ -	$ 109,147	$ 112,312
299	A_6100150-Printing	Operation Supervision and Engineering	870	$ -	$ 461	$ 469	$ -	$ 469	$ 482
300	A_6400010-M&S FurnOffEquip	Operation Supervision and Engineering	870	$ -	$ 335	$ 340	$ -	$ 340	$ 350
301	A_6400020-M&S Gen Office	Operation Supervision and Engineering	870	$ -	$ 14,033	$ 14,260	$ -	$ 14,260	$ 14,674
302	A_6400070-M&S Safety	Operation Supervision and Engineering	870	$ -	$ 1,776	$ 1,805	$ -	$ 1,805	$ 1,857
303	A_6400080-M&S Vehicle Fuel	Operation Supervision and Engineering	870	$ -	$ 67	$ 68	$ -	$ 68	$ 70
304	A_6400100-M&S OS Purchases	Operation Supervision and Engineering	870	$ -	$ 5,420	$ 5,508	$ -	$ 5,508	$ 5,668
305	A_6400500-M&S Parts	Operation Supervision and Engineering	870	$ -	$ 504	$ 512	$ -	$ 512	$ 527
306	A_6400510-M&S Small Tools	Operation Supervision and Engineering	870	$ -	$ 1,023	$ 1,040	$ -	$ 1,040	$ 1,070
307	A_6401000-M&S Inven Issue	Operation Supervision and Engineering	870	$ -	$ 351	$ 357	$ -	$ 357	$ 367
308	A_6500010-Transport-Vehicle	Operation Supervision and Engineering	870	$ -	$ 242	$ 246	$ -	$ 246	$ 253
309	A_6730030-Utilities-Telecom	Operation Supervision and Engineering	870	$ -	$ 110	$ 111	$ -	$ 111	$ 115
310	A_6730800-Utilities-Other	Operation Supervision and Engineering	870	$ -	$ 3,118	$ 3,169	$ -	$ 3,169	$ 3,260
311	A_6790199-Fees-Miscellaneous	Operation Supervision and Engineering	870	$ -	$ 273	$ 277	$ -	$ 277	$ 285
312	A_6790210-Permitting	Operation Supervision and Engineering	870	$ -	$ 1,928	$ 1,959	$ -	$ 1,959	$ 2,016
313	A_6790230-Postage Ship Courier	Operation Supervision and Engineering	870	$ -	$ 634	$ 644	$ -	$ 644	$ 663
314	A_6790320-Fleet Allocation	Operation Supervision and Engineering	870	$ -	$ 310,296	$ 315,333	$ -	$ 315,333	$ 324,475
315	A_6790321-Stores Allocation	Operation Supervision and Engineering	870	$ -	$ 421	$ 428	$ -	$ 428	$ 440
316	A_6790322-Small Tools Alloc	Operation Supervision and Engineering	870	$ -	$ 217	$ 220	$ -	$ 220	$ 227
317	A_6010000-1001/A6010000	Mains and Services Expenses	874	$ 3,351	$ 3,351	$ -	$ 3,408	$ 3,408	$ -
318	A_6010010-1001/R6010000	Mains and Services Expenses	874	$ 489	$ 489	$ -	$ 497	$ 497	$ -
319	A_6010110-Labor Exempt ST	Mains and Services Expenses	874	$ 288,885	$ 288,885	$ -	$ 293,853	$ 293,853	$ -
320	A_6010130-Labor Exempt NonProd	Mains and Services Expenses	874	$ 64,937	$ 64,937	$ -	$ 66,054	$ 66,054	$ -
321	A_6010210-Labor NonExm ST	Mains and Services Expenses	874	$ 1,651,455	$ 1,651,455	$ -	$ 1,679,859	$ 1,679,859	$ -
322	A_6010220-Labor NonExm OT	Mains and Services Expenses	874	$ 332,465	$ 332,465	$ -	$ 338,183	$ 338,183	$ -
323	A_6010230-Labor NonExm NonProd	Mains and Services Expenses	874	$ 288,791	$ 288,791	$ -	$ 293,758	$ 293,758	$ -
324	A_6010910-Labor OffCycle Bonus	Mains and Services Expenses	874	$ 526	$ 526	$ -	$ 535	$ 535	$ -
325	A_6030010-EE ProfDue Subs Fees	Mains and Services Expenses	874	$ -	$ 731	$ 743	$ -	$ 743	$ 764
326	A_6030040-EE Meals 50% Deduct	Mains and Services Expenses	874	$ -	$ 3,754	$ 3,815	$ -	$ 3,815	$ 3,926
327	A_6030060-EE Shoes Uniforms	Mains and Services Expenses	874	$ -	$ 26,441	$ 26,871	$ -	$ 26,871	$ 27,650
328	A_6030070-EE Training	Mains and Services Expenses	874	$ -	$ 4,645	$ 4,721	$ -	$ 4,721	$ 4,858
329	A_6030080-EE Travel Lodging	Mains and Services Expenses	874	$ -	$ 11,683	$ 11,872	$ -	$ 11,872	$ 12,217
330	A_6030091-EE Apprec and Gifts	Mains and Services Expenses	874	$ -	$ 52	$ 53	$ -	$ 53	$ 54
331	A_6030800-EE Miscellaneous	Mains and Services Expenses	874	$ -	$ 3,691	$ 3,751	$ -	$ 3,751	$ 3,859
332	A_6100070-Consultants-Mgmt	Mains and Services Expenses	874	$ -	$ 1,310	$ 1,331	$ -	$ 1,331	$ 1,370
333	A_6100080-Consultants-Other	Mains and Services Expenses	874	$ -	$ 7,474	$ 7,595	$ -	$ 7,595	$ 7,815
334	A_6100100-Contractor Services	Mains and Services Expenses	874	$ -	$ 35,247	$ 35,819	$ -	$ 35,819	$ 36,857
335	A_6100110-Instrument SvcRepair	Mains and Services Expenses	874	$ -	$ 2,571	$ 2,613	$ -	$ 2,613	$ 2,688
336	A_6400010-M&S FurnOffEquip	Mains and Services Expenses	874	$ -	$ 504	$ 512	$ -	$ 512	$ 527
337	A_6400020-M&S Gen Office	Mains and Services Expenses	874	$ -	$ 248	$ 252	$ -	$ 252	$ 259
338	A_6400070-M&S Safety	Mains and Services Expenses	874	$ -	$ 983	$ 999	$ -	$ 999	$ 1,028
339	A_6400080-M&S Vehicle Fuel	Mains and Services Expenses	874	$ -	$ 85	$ 87	$ -	$ 87	$ 89
340	A_6400100-M&S OS Purchases	Mains and Services Expenses	874	$ -	$ 11,875	$ 12,067	$ -	$ 12,067	$ 12,417
341	A_6400500-M&S Parts	Mains and Services Expenses	874	$ -	$ 15,966	$ 16,225	$ -	$ 16,225	$ 16,695
342	A_6400510-M&S Small Tools	Mains and Services Expenses	874	$ -	$ 5,651	$ 5,743	$ -	$ 5,743	$ 5,910
343	A_6401000-M&S Inven Issue	Mains and Services Expenses	874	$ -	$ 37,308	$ 37,914	$ -	$ 37,914	$ 39,013
344	A_6710060-ST Rent-Vehicle	Mains and Services Expenses	874	$ -	$ 1,320	$ 1,342	$ -	$ 1,342	$ 1,381
345	A_6730030-Utilities-Telecom	Mains and Services Expenses	874	$ -	$ 57	$ 58	$ -	$ 58	$ 60
346	A_6790199-Fees-Miscellaneous	Mains and Services Expenses	874	$ -	$ 165	$ 168	$ -	$ 168	$ 173

NMGC Exhibit ECB-5
Page 443 of 596

NEW MEXICO GAS COMPANY, INC.

Operations and Maintenance Summary
Base Period - 12 Months Ending March 31, 2023
Future Test Year - 12 Months Ending September 30, 2025

	A	B	C	AB	AC	AD	AE	AF
3	Description	Account Name	FERC Acct	Total Test Period Separately Forecasted Items	10/31/2024	11/30/2024	12/31/2024	1/31/2025
298	A_6100100-Contractor Services	Operation Supervision and Engineering	870	$ -	$ 9,359	$ 9,359	$ 9,359	$ 9,359
299	A_6100150-Printing	Operation Supervision and Engineering	870	$ -	$ 40	$ 40	$ 40	$ 40
300	A_6400010-M&S FurnOffEquip	Operation Supervision and Engineering	870	$ -	$ 29	$ 29	$ 29	$ 29
301	A_6400020-M&S Gen Office	Operation Supervision and Engineering	870	$ -	$ 1,223	$ 1,223	$ 1,223	$ 1,223
302	A_6400070-M&S Safety	Operation Supervision and Engineering	870	$ -	$ 155	$ 155	$ 155	$ 155
303	A_6400080-M&S Vehicle Fuel	Operation Supervision and Engineering	870	$ -	$ 6	$ 6	$ 6	$ 6
304	A_6400100-M&S OS Purchases	Operation Supervision and Engineering	870	$ -	$ 472	$ 472	$ 472	$ 472
305	A_6400500-M&S Parts	Operation Supervision and Engineering	870	$ -	$ 44	$ 44	$ 44	$ 44
306	A_6400510-M&S Small Tools	Operation Supervision and Engineering	870	$ -	$ 89	$ 89	$ 89	$ 89
307	A_6401000-M&S Inven Issue	Operation Supervision and Engineering	870	$ -	$ 31	$ 31	$ 31	$ 31
308	A_6500010-Transport-Vehicle	Operation Supervision and Engineering	870	$ -	$ 21	$ 21	$ 21	$ 21
309	A_6730030-Utilities-Telecom	Operation Supervision and Engineering	870	$ -	$ 10	$ 10	$ 10	$ 10
310	A_6730800-Utilities-Other	Operation Supervision and Engineering	870	$ -	$ 272	$ 272	$ 272	$ 272
311	A_6790199-Fees-Miscellaneous	Operation Supervision and Engineering	870	$ -	$ 24	$ 24	$ 24	$ 24
312	A_6790210-Permitting	Operation Supervision and Engineering	870	$ -	$ 168	$ 168	$ 168	$ 168
313	A_6790230-Postage Ship Courier	Operation Supervision and Engineering	870	$ -	$ 55	$ 55	$ 55	$ 55
314	A_6790320-Fleet Allocation	Operation Supervision and Engineering	870	$ -	$ 27,040	$ 27,040	$ 27,040	$ 27,040
315	A_6790321-Stores Allocation	Operation Supervision and Engineering	870	$ -	$ 37	$ 37	$ 37	$ 37
316	A_6790322-Small Tools Alloc	Operation Supervision and Engineering	870	$ -	$ 19	$ 19	$ 19	$ 19
317	A_6010000-1001/A6010000	Mains and Services Expenses	874	$ 3,791	$ 316	$ 316	$ 316	$ 316
318	A_6010010-1001/R6010000	Mains and Services Expenses	874	$ 553	$ 46	$ 46	$ 46	$ 46
319	A_6010110-Labor Exempt ST	Mains and Services Expenses	874	$ 326,843	$ 27,237	$ 27,237	$ 27,237	$ 27,237
320	A_6010130-Labor Exempt NonProd	Mains and Services Expenses	874	$ 73,469	$ 6,122	$ 6,122	$ 6,122	$ 6,122
321	A_6010210-Labor NonExm ST	Mains and Services Expenses	874	$ 1,868,450	$ 155,704	$ 155,704	$ 155,704	$ 155,704
322	A_6010220-Labor NonExm OT	Mains and Services Expenses	874	$ 376,150	$ 31,346	$ 31,346	$ 31,346	$ 31,346
323	A_6010230-Labor NonExm NonProd	Mains and Services Expenses	874	$ 326,737	$ 27,228	$ 27,228	$ 27,228	$ 27,228
324	A_6010910-Labor OffCycle Bonus	Mains and Services Expenses	874	$ 595	$ 50	$ 50	$ 50	$ 50
325	A_6030010-EE ProfDue Subs Fees	Mains and Services Expenses	874	$ -	$ 64	$ 64	$ 64	$ 64
326	A_6030040-EE Meals 50% Deduct	Mains and Services Expenses	874	$ -	$ 327	$ 327	$ 327	$ 327
327	A_6030060-EE Shoes Uniforms	Mains and Services Expenses	874	$ -	$ 2,304	$ 2,304	$ 2,304	$ 2,304
328	A_6030070-EE Training	Mains and Services Expenses	874	$ -	$ 405	$ 405	$ 405	$ 405
329	A_6030080-EE Travel Lodging	Mains and Services Expenses	874	$ -	$ 1,018	$ 1,018	$ 1,018	$ 1,018
330	A_6030091-EE Apprec and Gifts	Mains and Services Expenses	874	$ -	$ 5	$ 5	$ 5	$ 5
331	A_6030800-EE Miscellaneous	Mains and Services Expenses	874	$ -	$ 322	$ 322	$ 322	$ 322
332	A_6100070-Consultants-Mgmt	Mains and Services Expenses	874	$ -	$ 114	$ 114	$ 114	$ 114
333	A_6100080-Consultants-Other	Mains and Services Expenses	874	$ -	$ 651	$ 651	$ 651	$ 651
334	A_6100100-Contractor Services	Mains and Services Expenses	874	$ -	$ 3,071	$ 3,071	$ 3,071	$ 3,071
335	A_6100110-Instrument SvcRepair	Mains and Services Expenses	874	$ -	$ 224	$ 224	$ 224	$ 224
336	A_6400010-M&S FurnOffEquip	Mains and Services Expenses	874	$ -	$ 44	$ 44	$ 44	$ 44
337	A_6400020-M&S Gen Office	Mains and Services Expenses	874	$ -	$ 22	$ 22	$ 22	$ 22
338	A_6400070-M&S Safety	Mains and Services Expenses	874	$ -	$ 86	$ 86	$ 86	$ 86
339	A_6400080-M&S Vehicle Fuel	Mains and Services Expenses	874	$ -	$ 7	$ 7	$ 7	$ 7
340	A_6400100-M&S OS Purchases	Mains and Services Expenses	874	$ -	$ 1,035	$ 1,035	$ 1,035	$ 1,035
341	A_6400500-M&S Parts	Mains and Services Expenses	874	$ -	$ 1,391	$ 1,391	$ 1,391	$ 1,391
342	A_6400510-M&S Small Tools	Mains and Services Expenses	874	$ -	$ 492	$ 492	$ 492	$ 492
343	A_6401000-M&S Inven Issue	Mains and Services Expenses	874	$ -	$ 3,251	$ 3,251	$ 3,251	$ 3,251
344	A_6710060-ST Rent-Vehicle	Mains and Services Expenses	874	$ -	$ 115	$ 115	$ 115	$ 115
345	A_6730030-Utilities-Telecom	Mains and Services Expenses	874	$ -	$ 5	$ 5	$ 5	$ 5
346	A_6790199-Fees-Miscellaneous	Mains and Services Expenses	874	$ -	$ 14	$ 14	$ 14	$ 14

NMGC Exhibit ECB-5
Page 444 of 596

NEW MEXICO GAS COMPANY, INC.

Operations and Maintenance Summary
Base Period - 12 Months Ending March 31, 2023
Future Test Year - 12 Months Ending September 30, 2025

	A	B	C	AG	AH	AI	AJ	AK
3	Description	Account Name	FERC Acct	2/28/2025	3/31/2025	4/30/2025	5/31/2025	6/30/2025
298	A_6100100-Contractor Services	Operation Supervision and Engineering	870	$ 9,359	$ 9,359	$ 9,359	$ 9,359	$ 9,359
299	A_6100150-Printing	Operation Supervision and Engineering	870	$ 40	$ 40	$ 40	$ 40	$ 40
300	A_6400010-M&S FurnOffEquip	Operation Supervision and Engineering	870	$ 29	$ 29	$ 29	$ 29	$ 29
301	A_6400020-M&S Gen Office	Operation Supervision and Engineering	870	$ 1,223	$ 1,223	$ 1,223	$ 1,223	$ 1,223
302	A_6400070-M&S Safety	Operation Supervision and Engineering	870	$ 155	$ 155	$ 155	$ 155	$ 155
303	A_6400080-M&S Vehicle Fuel	Operation Supervision and Engineering	870	$ 6	$ 6	$ 6	$ 6	$ 6
304	A_6400100-M&S OS Purchases	Operation Supervision and Engineering	870	$ 472	$ 472	$ 472	$ 472	$ 472
305	A_6400500-M&S Parts	Operation Supervision and Engineering	870	$ 44	$ 44	$ 44	$ 44	$ 44
306	A_6400510-M&S Small Tools	Operation Supervision and Engineering	870	$ 89	$ 89	$ 89	$ 89	$ 89
307	A_6401000-M&S Inven Issue	Operation Supervision and Engineering	870	$ 31	$ 31	$ 31	$ 31	$ 31
308	A_6500010-Transport-Vehicle	Operation Supervision and Engineering	870	$ 21	$ 21	$ 21	$ 21	$ 21
309	A_6730030-Utilities-Telecom	Operation Supervision and Engineering	870	$ 10	$ 10	$ 10	$ 10	$ 10
310	A_6730800-Utilities-Other	Operation Supervision and Engineering	870	$ 272	$ 272	$ 272	$ 272	$ 272
311	A_6790199-Fees-Miscellaneous	Operation Supervision and Engineering	870	$ 24	$ 24	$ 24	$ 24	$ 24
312	A_6790210-Permitting	Operation Supervision and Engineering	870	$ 168	$ 168	$ 168	$ 168	$ 168
313	A_6790230-Postage Ship Courier	Operation Supervision and Engineering	870	$ 55	$ 55	$ 55	$ 55	$ 55
314	A_6790320-Fleet Allocation	Operation Supervision and Engineering	870	$ 27,040	$ 27,040	$ 27,040	$ 27,040	$ 27,040
315	A_6790321-Stores Allocation	Operation Supervision and Engineering	870	$ 37	$ 37	$ 37	$ 37	$ 37
316	A_6790322-Small Tools Alloc	Operation Supervision and Engineering	870	$ 19	$ 19	$ 19	$ 19	$ 19
317	A_6010000-1001/A6010000	Mains and Services Expenses	874	$ 316	$ 316	$ 316	$ 316	$ 316
318	A_6010010-1001/R6010000	Mains and Services Expenses	874	$ 46	$ 46	$ 46	$ 46	$ 46
319	A_6010110-Labor Exempt ST	Mains and Services Expenses	874	$ 27,237	$ 27,237	$ 27,237	$ 27,237	$ 27,237
320	A_6010130-Labor Exempt NonProd	Mains and Services Expenses	874	$ 6,122	$ 6,122	$ 6,122	$ 6,122	$ 6,122
321	A_6010210-Labor NonExm ST	Mains and Services Expenses	874	$ 155,704	$ 155,704	$ 155,704	$ 155,704	$ 155,704
322	A_6010220-Labor NonExm OT	Mains and Services Expenses	874	$ 31,346	$ 31,346	$ 31,346	$ 31,346	$ 31,346
323	A_6010230-Labor NonExm NonProd	Mains and Services Expenses	874	$ 27,228	$ 27,228	$ 27,228	$ 27,228	$ 27,228
324	A_6010910-Labor OffCycle Bonus	Mains and Services Expenses	874	$ 50	$ 50	$ 50	$ 50	$ 50
325	A_6030010-EE ProfDue Subs Fees	Mains and Services Expenses	874	$ 64	$ 64	$ 64	$ 64	$ 64
326	A_6030040-EE Meals 50% Deduct	Mains and Services Expenses	874	$ 327	$ 327	$ 327	$ 327	$ 327
327	A_6030060-EE Shoes Uniforms	Mains and Services Expenses	874	$ 2,304	$ 2,304	$ 2,304	$ 2,304	$ 2,304
328	A_6030070-EE Training	Mains and Services Expenses	874	$ 405	$ 405	$ 405	$ 405	$ 405
329	A_6030080-EE Travel Lodging	Mains and Services Expenses	874	$ 1,018	$ 1,018	$ 1,018	$ 1,018	$ 1,018
330	A_6030091-EE Apprec and Gifts	Mains and Services Expenses	874	$ 5	$ 5	$ 5	$ 5	$ 5
331	A_6030800-EE Miscellaneous	Mains and Services Expenses	874	$ 322	$ 322	$ 322	$ 322	$ 322
332	A_6100070-Consultants-Mgmt	Mains and Services Expenses	874	$ 114	$ 114	$ 114	$ 114	$ 114
333	A_6100080-Consultants-Other	Mains and Services Expenses	874	$ 651	$ 651	$ 651	$ 651	$ 651
334	A_6100100-Contractor Services	Mains and Services Expenses	874	$ 3,071	$ 3,071	$ 3,071	$ 3,071	$ 3,071
335	A_6100110-Instrument SvcRepair	Mains and Services Expenses	874	$ 224	$ 224	$ 224	$ 224	$ 224
336	A_6400010-M&S FurnOffEquip	Mains and Services Expenses	874	$ 44	$ 44	$ 44	$ 44	$ 44
337	A_6400020-M&S Gen Office	Mains and Services Expenses	874	$ 22	$ 22	$ 22	$ 22	$ 22
338	A_6400070-M&S Safety	Mains and Services Expenses	874	$ 86	$ 86	$ 86	$ 86	$ 86
339	A_6400080-M&S Vehicle Fuel	Mains and Services Expenses	874	$ 7	$ 7	$ 7	$ 7	$ 7
340	A_6400100-M&S OS Purchases	Mains and Services Expenses	874	$ 1,035	$ 1,035	$ 1,035	$ 1,035	$ 1,035
341	A_6400500-M&S Parts	Mains and Services Expenses	874	$ 1,391	$ 1,391	$ 1,391	$ 1,391	$ 1,391
342	A_6400510-M&S Small Tools	Mains and Services Expenses	874	$ 492	$ 492	$ 492	$ 492	$ 492
343	A_6401000-M&S Inven Issue	Mains and Services Expenses	874	$ 3,251	$ 3,251	$ 3,251	$ 3,251	$ 3,251
344	A_6710060-ST Rent-Vehicle	Mains and Services Expenses	874	$ 115	$ 115	$ 115	$ 115	$ 115
345	A_6730030-Utilities-Telecom	Mains and Services Expenses	874	$ 5	$ 5	$ 5	$ 5	$ 5
346	A_6790199-Fees-Miscellaneous	Mains and Services Expenses	874	$ 14	$ 14	$ 14	$ 14	$ 14

NMGC Exhibit ECB-5
Page 445 of 596

NEW MEXICO GAS COMPANY, INC.

Operations and Maintenance Summary
Base Period - 12 Months Ending March 31, 2023
Future Test Year - 12 Months Ending September 30, 2025

	A	B	C	AL	AM	AN	AO
3	Description	Account Name	FERC Acct	7/31/2025	8/31/2025	9/30/2025	Future Test Year Ending 9/30/2025
298	A_6100100-Contractor Services	Operation Supervision and Engineering	870	$ 9,359	$ 9,359	$ 9,359	$ 112,312
299	A_6100150-Printing	Operation Supervision and Engineering	870	$ 40	$ 40	$ 40	$ 482
300	A_6400010-M&S FurnOffEquip	Operation Supervision and Engineering	870	$ 29	$ 29	$ 29	$ 350
301	A_6400020-M&S Gen Office	Operation Supervision and Engineering	870	$ 1,223	$ 1,223	$ 1,223	$ 14,674
302	A_6400070-M&S Safety	Operation Supervision and Engineering	870	$ 155	$ 155	$ 155	$ 1,857
303	A_6400080-M&S Vehicle Fuel	Operation Supervision and Engineering	870	$ 6	$ 6	$ 6	$ 70
304	A_6400100-M&S OS Purchases	Operation Supervision and Engineering	870	$ 472	$ 472	$ 472	$ 5,668
305	A_6400500-M&S Parts	Operation Supervision and Engineering	870	$ 44	$ 44	$ 44	$ 527
306	A_6400510-M&S Small Tools	Operation Supervision and Engineering	870	$ 89	$ 89	$ 89	$ 1,070
307	A_6401000-M&S Inven Issue	Operation Supervision and Engineering	870	$ 31	$ 31	$ 31	$ 367
308	A_6500010-Transport-Vehicle	Operation Supervision and Engineering	870	$ 21	$ 21	$ 21	$ 253
309	A_6730030-Utilities-Telecom	Operation Supervision and Engineering	870	$ 10	$ 10	$ 10	$ 115
310	A_6730800-Utilities-Other	Operation Supervision and Engineering	870	$ 272	$ 272	$ 272	$ 3,260
311	A_6790199-Fees-Miscellaneous	Operation Supervision and Engineering	870	$ 24	$ 24	$ 24	$ 285
312	A_6790210-Permitting	Operation Supervision and Engineering	870	$ 168	$ 168	$ 168	$ 2,016
313	A_6790230-Postage Ship Courier	Operation Supervision and Engineering	870	$ 55	$ 55	$ 55	$ 663
314	A_6790320-Fleet Allocation	Operation Supervision and Engineering	870	$ 27,040	$ 27,040	$ 27,040	$ 324,475
315	A_6790321-Stores Allocation	Operation Supervision and Engineering	870	$ 37	$ 37	$ 37	$ 440
316	A_6790322-Small Tools Alloc	Operation Supervision and Engineering	870	$ 19	$ 19	$ 19	$ 227
317	A_6010000-1001/A6010000	Mains and Services Expenses	874	$ 316	$ 316	$ 316	$ 3,791
318	A_6010010-1001/R6010000	Mains and Services Expenses	874	$ 46	$ 46	$ 46	$ 553
319	A_6010110-Labor Exempt ST	Mains and Services Expenses	874	$ 27,237	$ 27,237	$ 27,237	$ 326,843
320	A_6010130-Labor Exempt NonProd	Mains and Services Expenses	874	$ 6,122	$ 6,122	$ 6,122	$ 73,469
321	A_6010210-Labor NonExm ST	Mains and Services Expenses	874	$ 155,704	$ 155,704	$ 155,704	$ 1,868,450
322	A_6010220-Labor NonExm OT	Mains and Services Expenses	874	$ 31,346	$ 31,346	$ 31,346	$ 376,150
323	A_6010230-Labor NonExm NonProd	Mains and Services Expenses	874	$ 27,228	$ 27,228	$ 27,228	$ 326,737
324	A_6010910-Labor OffCycle Bonus	Mains and Services Expenses	874	$ 50	$ 50	$ 50	$ 595
325	A_6030010-EE ProfDue Subs Fees	Mains and Services Expenses	874	$ 64	$ 64	$ 64	$ 764
326	A_6030040-EE Meals 50% Deduct	Mains and Services Expenses	874	$ 327	$ 327	$ 327	$ 3,926
327	A_6030060-EE Shoes Uniforms	Mains and Services Expenses	874	$ 2,304	$ 2,304	$ 2,304	$ 27,650
328	A_6030070-EE Training	Mains and Services Expenses	874	$ 405	$ 405	$ 405	$ 4,858
329	A_6030080-EE Travel Lodging	Mains and Services Expenses	874	$ 1,018	$ 1,018	$ 1,018	$ 12,217
330	A_6030091-EE Apprec and Gifts	Mains and Services Expenses	874	$ 5	$ 5	$ 5	$ 54
331	A_6030800-EE Miscellaneous	Mains and Services Expenses	874	$ 322	$ 322	$ 322	$ 3,859
332	A_6100070-Consultants-Mgmt	Mains and Services Expenses	874	$ 114	$ 114	$ 114	$ 1,370
333	A_6100080-Consultants-Other	Mains and Services Expenses	874	$ 651	$ 651	$ 651	$ 7,815
334	A_6100100-Contractor Services	Mains and Services Expenses	874	$ 3,071	$ 3,071	$ 3,071	$ 36,857
335	A_6100110-Instrument SvcRepair	Mains and Services Expenses	874	$ 224	$ 224	$ 224	$ 2,688
336	A_6400010-M&S FurnOffEquip	Mains and Services Expenses	874	$ 44	$ 44	$ 44	$ 527
337	A_6400020-M&S Gen Office	Mains and Services Expenses	874	$ 22	$ 22	$ 22	$ 259
338	A_6400070-M&S Safety	Mains and Services Expenses	874	$ 86	$ 86	$ 86	$ 1,028
339	A_6400080-M&S Vehicle Fuel	Mains and Services Expenses	874	$ 7	$ 7	$ 7	$ 89
340	A_6400100-M&S OS Purchases	Mains and Services Expenses	874	$ 1,035	$ 1,035	$ 1,035	$ 12,417
341	A_6400500-M&S Parts	Mains and Services Expenses	874	$ 1,391	$ 1,391	$ 1,391	$ 16,695
342	A_6400510-M&S Small Tools	Mains and Services Expenses	874	$ 492	$ 492	$ 492	$ 5,910
343	A_6401000-M&S Inven Issue	Mains and Services Expenses	874	$ 3,251	$ 3,251	$ 3,251	$ 39,013
344	A_6710060-ST Rent-Vehicle	Mains and Services Expenses	874	$ 115	$ 115	$ 115	$ 1,381
345	A_6730030-Utilities-Telecom	Mains and Services Expenses	874	$ 5	$ 5	$ 5	$ 60
346	A_6790199-Fees-Miscellaneous	Mains and Services Expenses	874	$ 14	$ 14	$ 14	$ 173

NMGC Exhibit ECB-5
Page 446 of 596

NEW MEXICO GAS COMPANY, INC.

Operations and Maintenance Summary
Base Period - 12 Months Ending March 31, 2023
Future Test Year - 12 Months Ending September 30, 2025

	A	B	C	D	E	F	G	H	I
3	Description	Account Name	FERC Acct	4/30/2022	5/31/2022	6/30/2022	7/31/2022	8/31/2022	9/30/2022
347	A_6790210-Permitting	Mains and Services Expenses	874	$ -	$ 246	$ 200	$ 119	$ 761	$ 1,811
348	A_6790230-Postage Ship Courier	Mains and Services Expenses	874	$ 48	$ 52	$ 13	$ -	$ 93	$ 324
349	A_6790320-Fleet Allocation	Mains and Services Expenses	874	$ 24,436	$ 33,448	$ 26,958	$ 32,414	$ 32,118	$ 30,527
350	A_6790321-Stores Allocation	Mains and Services Expenses	874	$ 131	$ 4,144	$ 53	$ 207	$ 107	$ 170
351	A_6790322-Small Tools Alloc	Mains and Services Expenses	874	$ 63	$ 771	$ 19	$ 57	$ 54	$ 60
352	A_6790800-Other Oper-Misc	Mains and Services Expenses	874	$ 15,800	$ 15,800	$ 15,800	$ 19,252	$ 15,800	$ 15,800
353	A_7103060-CIAC	Mains and Services Expenses	874	$ -	$ -	$ -	$ -	$ -	$ -
354	A_6010000-1001/A6010000	Measuring and Regulating Station Expenses	875	$ 36	$ 0	$ 148	$ 60	$ 0	$ -
355	A_6010010-1001/R6010000	Measuring and Regulating Station Expenses	875	$ -	$ -	$ -	$ 8	$ 24	$ -
356	A_6010110-Labor Exempt ST	Measuring and Regulating Station Expenses	875	$ 7,077	$ 8,948	$ 7,586	$ 7,101	$ 7,904	$ 6,212
357	A_6010130-Labor Exempt NonProd	Measuring and Regulating Station Expenses	875	$ 1,861	$ 702	$ 1,663	$ 1,176	$ 982	$ 1,359
358	A_6010210-Labor NonExm ST	Measuring and Regulating Station Expenses	875	$ 39,775	$ 48,335	$ 39,073	$ 35,751	$ 42,593	$ 32,583
359	A_6010220-Labor NonExm OT	Measuring and Regulating Station Expenses	875	$ 6,253	$ 7,934	$ 7,254	$ 7,651	$ 9,612	$ 6,164
360	A_6010230-Labor NonExm NonProd	Measuring and Regulating Station Expenses	875	$ 7,883	$ 3,485	$ 8,420	$ 8,280	$ 4,874	$ 7,454
361	A_6010910-Labor OffCycle Bonus	Measuring and Regulating Station Expenses	875	$ 25	$ -	$ -	$ 19	$ -	$ -
362	A_6018999-Labor Exp Reclass	Measuring and Regulating Station Expenses	875	$ -	$ -	$ -	$ -	$ -	$ -
363	A_6030010-EE ProfDue Subs Fees	Measuring and Regulating Station Expenses	875	$ -	$ -	$ -	$ -	$ -	$ -
364	A_6030040-EE Meals 50% Deduct	Measuring and Regulating Station Expenses	875	$ 15	$ 217	$ 139	$ 0	$ 154	$ 56
365	A_6030060-EE Shoes Uniforms	Measuring and Regulating Station Expenses	875	$ 161	$ 129	$ -	$ 221	$ 163	$ 60
366	A_6030070-EE Training	Measuring and Regulating Station Expenses	875	$ -	$ 395	$ -	$ -	$ -	$ 12
367	A_6030080-EE Travel Lodging	Measuring and Regulating Station Expenses	875	$ 621	$ 132	$ 585	$ -	$ -	$ -
368	A_6030091-EE Apprec and Gifts	Measuring and Regulating Station Expenses	875	$ -	$ 1	$ -	$ -	$ 2	$ -
369	A_6030800-EE Miscellaneous	Measuring and Regulating Station Expenses	875	$ -	$ 130	$ 1	$ 1	$ (2)	$ -
370	A_6100010-Advertising	Measuring and Regulating Station Expenses	875	$ -	$ -	$ 2,283	$ -	$ -	$ -
371	A_6100070-Consultants-Mgmt	Measuring and Regulating Station Expenses	875	$ 4	$ -	$ -	$ -	$ -	$ -
372	A_6100080-Consultants-Other	Measuring and Regulating Station Expenses	875	$ 2,693	$ 4,481	$ 2,989	$ 2,383	$ 2,309	$ 1,032
373	A_6100100-Contractor Services	Measuring and Regulating Station Expenses	875	$ 3,158	$ 1,607	$ -	$ 1,001	$ 3,615	$ 3,815
374	A_6100110-Instrument SvcRepair	Measuring and Regulating Station Expenses	875	$ 338	$ -	$ 8,166	$ 616	$ -	$ -
375	A_6100120-Tool Service/Repair	Measuring and Regulating Station Expenses	875	$ -	$ -	$ -	$ -	$ -	$ -
376	A_6400010-M&S FurnOffEquip	Measuring and Regulating Station Expenses	875	$ -	$ -	$ -	$ -	$ -	$ -
377	A_6400020-M&S Gen Office	Measuring and Regulating Station Expenses	875	$ 122	$ 50	$ -	$ -	$ 63	$ 34
378	A_6400070-M&S Safety	Measuring and Regulating Station Expenses	875	$ -	$ 81	$ -	$ -	$ -	$ 35
379	A_6400100-M&S OS Purchases	Measuring and Regulating Station Expenses	875	$ 4,932	$ 2,517	$ 2,700	$ 3,114	$ 7,213	$ 3,509
380	A_6400500-M&S Parts	Measuring and Regulating Station Expenses	875	$ 1,837	$ 453	$ 1,083	$ -	$ 2,646	$ 151
381	A_6400510-M&S Small Tools	Measuring and Regulating Station Expenses	875	$ 100	$ 1,327	$ 3,319	$ -	$ 391	$ 441
382	A_6401000-M&S Inven Issue	Measuring and Regulating Station Expenses	875	$ 11,028	$ 18,172	$ 27,836	$ 4,034	$ 31,324	$ 14,634
383	A_6720020-LTLease-NonOffEquip	Measuring and Regulating Station Expenses	875	$ 213	$ 330	$ 124	$ 120	$ 228	$ 228
384	A_6790199-Fees-Miscellaneous	Measuring and Regulating Station Expenses	875	$ -	$ -	$ -	$ -	$ -	$ -
385	A_6790230-Postage Ship Courier	Measuring and Regulating Station Expenses	875	$ 188	$ 543	$ -	$ 273	$ 70	$ -
386	A_6790320-Fleet Allocation	Measuring and Regulating Station Expenses	875	$ 6,524	$ 9,443	$ 6,898	$ 7,201	$ 7,662	$ 6,683
387	A_6790321-Stores Allocation	Measuring and Regulating Station Expenses	875	$ 1,093	$ 3,663	$ 3,488	$ 431	$ 3,072	$ 760
388	A_6790322-Small Tools Alloc	Measuring and Regulating Station Expenses	875	$ 521	$ 682	$ 1,230	$ 120	$ 1,552	$ 269
389	A_6790800-Other Oper-Misc	Measuring and Regulating Station Expenses	875	$ 3,909	$ 3,909	$ 3,909	$ 4,763	$ 3,909	$ 3,909
390	A_6010000-1001/A6010000	Meter and House Regulator Expenses	878	$ (3,215)	$ (2,279)	$ 409	$ 132	$ 0	$ 45
391	A_6010010-1001/R6010000	Meter and House Regulator Expenses	878	$ 789	$ -	$ -	$ 160	$ 69	$ 2
392	A_6010110-Labor Exempt ST	Meter and House Regulator Expenses	878	$ 48,933	$ 57,095	$ 46,264	$ 48,558	$ 56,015	$ 49,570
393	A_6010130-Labor Exempt NonProd	Meter and House Regulator Expenses	878	$ 10,839	$ 4,954	$ 16,455	$ 11,557	$ 7,436	$ 15,075
394	A_6010210-Labor NonExm ST	Meter and House Regulator Expenses	878	$ 403,680	$ 463,467	$ 372,093	$ 378,200	$ 461,915	$ 417,948
395	A_6010220-Labor NonExm OT	Meter and House Regulator Expenses	878	$ 125,961	$ 103,953	$ 113,198	$ 116,515	$ 120,404	$ 139,983

NMGC Exhibit ECB-5
Page 447 of 596

NEW MEXICO GAS COMPANY, INC.

Operations and Maintenance Summary
Base Period - 12 Months Ending March 31, 2023
Future Test Year - 12 Months Ending September 30, 2025

	A	B	C	J	K	L	M	N	O
3	Description	Account Name	FERC Acct	10/31/2022	11/30/2022	12/31/2022	1/31/2023	2/28/2023	3/31/2023
347	A_6790210-Permitting	Mains and Services Expenses	874	$ -	$ -	$ -	$ 521	$ -	$ -
348	A_6790230-Postage Ship Courier	Mains and Services Expenses	874	$ -	$ -	$ -	$ -	$ 114	$ 87
349	A_6790320-Fleet Allocation	Mains and Services Expenses	874	$ 24,716	$ 23,885	$ 22,332	$ 26,032	$ 28,051	$ 25,978
350	A_6790321-Stores Allocation	Mains and Services Expenses	874	$ 88	$ 9	$ 92	$ 473	$ 40	$ 317
351	A_6790322-Small Tools Alloc	Mains and Services Expenses	874	$ 63	$ 8	$ 23	$ 298	$ 71	$ 109
352	A_6790800-Other Oper-Misc	Mains and Services Expenses	874	$ 15,800	$ 15,800	$ 15,800	$ -	$ -	$ 20,839
353	A_7103060-CIAC	Mains and Services Expenses	874	$ -	$ -	$ -	$ (760)	$ -	$ -
354	A_6010000-1001/A6010000	Measuring and Regulating Station Expenses	875	$ 62	$ 21	$ 134	$ 0	$ 95	$ 53
355	A_6010010-1001/R6010000	Measuring and Regulating Station Expenses	875	$ 9	$ -	$ 62	$ -	$ 0	$ -
356	A_6010110-Labor Exempt ST	Measuring and Regulating Station Expenses	875	$ 6,659	$ 6,976	$ 3,904	$ 5,051	$ 6,000	$ 6,156
357	A_6010130-Labor Exempt NonProd	Measuring and Regulating Station Expenses	875	$ 47	$ 1,668	$ 2,342	$ 2,098	$ 1,279	$ 1,742
358	A_6010210-Labor NonExm ST	Measuring and Regulating Station Expenses	875	$ 30,021	$ 35,524	$ 24,665	$ 31,635	$ 40,690	$ 43,174
359	A_6010220-Labor NonExm OT	Measuring and Regulating Station Expenses	875	$ 8,759	$ 8,648	$ 7,381	$ 7,493	$ 7,225	$ 9,604
360	A_6010230-Labor NonExm NonProd	Measuring and Regulating Station Expenses	875	$ 3,222	$ 7,763	$ 10,682	$ 9,873	$ 3,579	$ 5,162
361	A_6010910-Labor OffCycle Bonus	Measuring and Regulating Station Expenses	875	$ 15	$ -	$ -	$ 49	$ -	$ -
362	A_6018999-Labor Exp Reclass	Measuring and Regulating Station Expenses	875	$ 878	$ -	$ -	$ -	$ -	$ -
363	A_6030010-EE ProfDue Subs Fees	Measuring and Regulating Station Expenses	875	$ 4	$ -	$ -	$ -	$ -	$ -
364	A_6030040-EE Meals 50% Deduct	Measuring and Regulating Station Expenses	875	$ 31	$ 1	$ 551	$ 67	$ 84	$ 57
365	A_6030060-EE Shoes Uniforms	Measuring and Regulating Station Expenses	875	$ -	$ 2	$ -	$ 6,313	$ 123	$ 67
366	A_6030070-EE Training	Measuring and Regulating Station Expenses	875	$ 198	$ 31	$ 86	$ 561	$ (99)	$ -
367	A_6030080-EE Travel Lodging	Measuring and Regulating Station Expenses	875	$ 929	$ 10	$ 939	$ -	$ -	$ -
368	A_6030091-EE Apprec and Gifts	Measuring and Regulating Station Expenses	875	$ -	$ -	$ -	$ -	$ -	$ -
369	A_6030800-EE Miscellaneous	Measuring and Regulating Station Expenses	875	$ 299	$ -	$ -	$ -	$ 11	$ -
370	A_6100010-Advertising	Measuring and Regulating Station Expenses	875	$ -	$ -	$ -	$ -	$ -	$ -
371	A_6100070-Consultants-Mgmt	Measuring and Regulating Station Expenses	875	$ -	$ 211	$ 133	$ -	$ -	$ -
372	A_6100080-Consultants-Other	Measuring and Regulating Station Expenses	875	$ 1,074	$ 367	$ 953	$ 1,738	$ 2,082	$ 7,681
373	A_6100100-Contractor Services	Measuring and Regulating Station Expenses	875	$ 443	$ 691	$ 1,026	$ 112	$ 11,260	$ 8,173
374	A_6100110-Instrument SvcRepair	Measuring and Regulating Station Expenses	875	$ -	$ -	$ -	$ -	$ -	$ -
375	A_6100120-Tool Service/Repair	Measuring and Regulating Station Expenses	875	$ 206	$ 7,698	$ -	$ -	$ -	$ -
376	A_6400010-M&S FurnOffEquip	Measuring and Regulating Station Expenses	875	$ -	$ -	$ -	$ -	$ -	$ 124
377	A_6400020-M&S Gen Office	Measuring and Regulating Station Expenses	875	$ -	$ -	$ -	$ -	$ -	$ -
378	A_6400070-M&S Safety	Measuring and Regulating Station Expenses	875	$ 347	$ -	$ -	$ -	$ -	$ -
379	A_6400100-M&S OS Purchases	Measuring and Regulating Station Expenses	875	$ 3,895	$ 1,696	$ 5,812	$ 708	$ 12,862	$ 4,505
380	A_6400500-M&S Parts	Measuring and Regulating Station Expenses	875	$ 913	$ 774	$ 890	$ 22,314	$ 16,372	$ 3,818
381	A_6400510-M&S Small Tools	Measuring and Regulating Station Expenses	875	$ 386	$ 100	$ 791	$ -	$ 244	$ 70
382	A_6401000-M&S Inven Issue	Measuring and Regulating Station Expenses	875	$ 11,951	$ 7,990	$ 8,198	$ 23,370	$ 17,085	$ 33,430
383	A_6720020-LTLease-NonOffEquip	Measuring and Regulating Station Expenses	875	$ 427	$ 124	$ 239	$ 265	$ 316	$ 279
384	A_6790199-Fees-Miscellaneous	Measuring and Regulating Station Expenses	875	$ -	$ -	$ 75	$ -	$ -	$ -
385	A_6790230-Postage Ship Courier	Measuring and Regulating Station Expenses	875	$ -	$ -	$ 567	$ 249	$ 15	$ 294
386	A_6790320-Fleet Allocation	Measuring and Regulating Station Expenses	875	$ 4,971	$ 5,489	$ 4,600	$ 5,967	$ 7,206	$ 6,095
387	A_6790321-Stores Allocation	Measuring and Regulating Station Expenses	875	$ 1,200	$ 194	$ 1,282	$ 2,936	$ 1,257	$ 2,278
388	A_6790322-Small Tools Alloc	Measuring and Regulating Station Expenses	875	$ 853	$ 180	$ 319	$ 1,850	$ 2,253	$ 781
389	A_6790800-Other Oper-Misc	Measuring and Regulating Station Expenses	875	$ 3,909	$ 3,909	$ 3,909	$ -	$ -	$ 6,211
390	A_6010000-1001/A6010000	Meter and House Regulator Expenses	878	$ 443	$ 120	$ 620	$ 9	$ (1,316)	$ 124
391	A_6010010-1001/R6010000	Meter and House Regulator Expenses	878	$ 65	$ -	$ 221	$ -	$ 104	$ 65
392	A_6010110-Labor Exempt ST	Meter and House Regulator Expenses	878	$ 58,703	$ 52,832	$ 39,840	$ 51,723	$ 51,719	$ 57,687
393	A_6010130-Labor Exempt NonProd	Meter and House Regulator Expenses	878	$ 4,349	$ 12,830	$ 24,579	$ 15,512	$ 6,731	$ 8,697
394	A_6010210-Labor NonExm ST	Meter and House Regulator Expenses	878	$ 460,278	$ 453,785	$ 385,914	$ 428,277	$ 447,240	$ 505,959
395	A_6010220-Labor NonExm OT	Meter and House Regulator Expenses	878	$ 151,471	$ 192,909	$ 187,879	$ 180,555	$ 135,738	$ 163,844

NMGC Exhibit ECB-5
Page 448 of 596

NEW MEXICO GAS COMPANY, INC.

Operations and Maintenance Summary
Base Period - 12 Months Ending March 31, 2023
Future Test Year - 12 Months Ending September 30, 2025

	A	B	C	P	Q	R	S	T	U
3	Description	Account Name	FERC Acct	Total Company Unadjusted Base Period Ending 3/31/2023	Base Period Adjustments	Adjusted Base Period	Removal of Separately Forecasted Items (To be added back Later)	Remaining Base Period O&M to be Escalated	Escalated Linkage 1 - Results of Pure Escalation of 3.93%
347	A_6790210-Permitting	Mains and Services Expenses	874	$ 3,658	$ -	$ 3,658	$ -	$ 3,658	$ 3,802
348	A_6790230-Postage Ship Courier	Mains and Services Expenses	874	$ 732	$ -	$ 732	$ -	$ 732	$ 760
349	A_6790320-Fleet Allocation	Mains and Services Expenses	874	$ 330,895	$ -	$ 330,895	$ -	$ 330,895	$ 343,906
350	A_6790321-Stores Allocation	Mains and Services Expenses	874	$ 5,830	$ -	$ 5,830	$ -	$ 5,830	$ 6,059
351	A_6790322-Small Tools Alloc	Mains and Services Expenses	874	$ 1,596	$ -	$ 1,596	$ -	$ 1,596	$ 1,658
352	A_6790800-Other Oper-Misc	Mains and Services Expenses	874	$ 166,489	$ -	$ 166,489	$ -	$ 166,489	$ 173,036
353	A_7103060-CIAC	Mains and Services Expenses	874	$ (760)	$ -	$ (760)	$ -	$ (760)	$ (790)
354	A_6010000-1001/A6010000	Measuring and Regulating Station Expenses	875	$ 610	$ 34	$ 643	$ (643)	$ -	$ -
355	A_6010010-1001/R6010000	Measuring and Regulating Station Expenses	875	$ 103	$ 6	$ 109	$ (109)	$ -	$ -
356	A_6010110-Labor Exempt ST	Measuring and Regulating Station Expenses	875	$ 79,575	$ 10,735	$ 90,310	$ (90,310)	$ -	$ -
357	A_6010130-Labor Exempt NonProd	Measuring and Regulating Station Expenses	875	$ 16,919	$ 930	$ 17,849	$ (17,849)	$ -	$ -
358	A_6010210-Labor NonExm ST	Measuring and Regulating Station Expenses	875	$ 443,820	$ 59,872	$ 503,691	$ (503,691)	$ -	$ -
359	A_6010220-Labor NonExm OT	Measuring and Regulating Station Expenses	875	$ 93,978	$ (15,004)	$ 78,974	$ (78,974)	$ -	$ -
360	A_6010230-Labor NonExm NonProd	Measuring and Regulating Station Expenses	875	$ 80,677	$ 4,436	$ 85,113	$ (85,113)	$ -	$ -
361	A_6010910-Labor OffCycle Bonus	Measuring and Regulating Station Expenses	875	$ 107	$ 6	$ 113	$ (113)	$ -	$ -
362	A_6018999-Labor Exp Reclass	Measuring and Regulating Station Expenses	875	$ 878	$ 48	$ 926	$ (926)	$ -	$ -
363	A_6030010-EE ProfDue Subs Fees	Measuring and Regulating Station Expenses	875	$ 4	$ -	$ 4	$ -	$ 4	$ 4
364	A_6030040-EE Meals 50% Deduct	Measuring and Regulating Station Expenses	875	$ 1,373	$ -	$ 1,373	$ -	$ 1,373	$ 1,427
365	A_6030060-EE Shoes Uniforms	Measuring and Regulating Station Expenses	875	$ 7,240	$ -	$ 7,240	$ -	$ 7,240	$ 7,524
366	A_6030070-EE Training	Measuring and Regulating Station Expenses	875	$ 1,184	$ -	$ 1,184	$ -	$ 1,184	$ 1,231
367	A_6030080-EE Travel Lodging	Measuring and Regulating Station Expenses	875	$ 3,216	$ -	$ 3,216	$ -	$ 3,216	$ 3,343
368	A_6030091-EE Apprec and Gifts	Measuring and Regulating Station Expenses	875	$ 3	$ -	$ 3	$ -	$ 3	$ 3
369	A_6030800-EE Miscellaneous	Measuring and Regulating Station Expenses	875	$ 440	$ -	$ 440	$ -	$ 440	$ 458
370	A_6100010-Advertising	Measuring and Regulating Station Expenses	875	$ 2,283	$ -	$ 2,283	$ -	$ 2,283	$ 2,373
371	A_6100070-Consultants-Mgmt	Measuring and Regulating Station Expenses	875	$ 348	$ -	$ 348	$ -	$ 348	$ 362
372	A_6100080-Consultants-Other	Measuring and Regulating Station Expenses	875	$ 29,783	$ -	$ 29,783	$ -	$ 29,783	$ 30,954
373	A_6100100-Contractor Services	Measuring and Regulating Station Expenses	875	$ 34,900	$ -	$ 34,900	$ -	$ 34,900	$ 36,272
374	A_6100110-Instrument SvcRepair	Measuring and Regulating Station Expenses	875	$ 9,120	$ -	$ 9,120	$ -	$ 9,120	$ 9,479
375	A_6100120-Tool Service/Repair	Measuring and Regulating Station Expenses	875	$ 7,904	$ -	$ 7,904	$ -	$ 7,904	$ 8,214
376	A_6400010-M&S FurnOffEquip	Measuring and Regulating Station Expenses	875	$ 124	$ -	$ 124	$ -	$ 124	$ 129
377	A_6400020-M&S Gen Office	Measuring and Regulating Station Expenses	875	$ 269	$ -	$ 269	$ -	$ 269	$ 280
378	A_6400070-M&S Safety	Measuring and Regulating Station Expenses	875	$ 464	$ -	$ 464	$ -	$ 464	$ 482
379	A_6400100-M&S OS Purchases	Measuring and Regulating Station Expenses	875	$ 53,462	$ -	$ 53,462	$ -	$ 53,462	$ 55,565
380	A_6400500-M&S Parts	Measuring and Regulating Station Expenses	875	$ 51,250	$ -	$ 51,250	$ -	$ 51,250	$ 53,265
381	A_6400510-M&S Small Tools	Measuring and Regulating Station Expenses	875	$ 7,170	$ -	$ 7,170	$ -	$ 7,170	$ 7,452
382	A_6401000-M&S Inven Issue	Measuring and Regulating Station Expenses	875	$ 209,052	$ -	$ 209,052	$ -	$ 209,052	$ 217,272
383	A_6720020-LTLease-NonOffEquip	Measuring and Regulating Station Expenses	875	$ 2,893	$ -	$ 2,893	$ -	$ 2,893	$ 3,006
384	A_6790199-Fees-Miscellaneous	Measuring and Regulating Station Expenses	875	$ 75	$ -	$ 75	$ -	$ 75	$ 78
385	A_6790230-Postage Ship Courier	Measuring and Regulating Station Expenses	875	$ 2,200	$ -	$ 2,200	$ -	$ 2,200	$ 2,286
386	A_6790320-Fleet Allocation	Measuring and Regulating Station Expenses	875	$ 78,739	$ -	$ 78,739	$ -	$ 78,739	$ 81,835
387	A_6790321-Stores Allocation	Measuring and Regulating Station Expenses	875	$ 21,654	$ -	$ 21,654	$ -	$ 21,654	$ 22,505
388	A_6790322-Small Tools Alloc	Measuring and Regulating Station Expenses	875	$ 10,609	$ -	$ 10,609	$ -	$ 10,609	$ 11,027
389	A_6790800-Other Oper-Misc	Measuring and Regulating Station Expenses	875	$ 42,247	$ -	$ 42,247	$ -	$ 42,247	$ 43,908
390	A_6010000-1001/A6010000	Meter and House Regulator Expenses	878	$ (4,907)	$ (270)	$ (5,177)	$ 5,177	$ -	$ -
391	A_6010010-1001/R6010000	Meter and House Regulator Expenses	878	$ 1,475	$ 81	$ 1,556	$ (1,556)	$ -	$ -
392	A_6010110-Labor Exempt ST	Meter and House Regulator Expenses	878	$ 618,939	$ 83,495	$ 702,434	$ (702,434)	$ -	$ -
393	A_6010130-Labor Exempt NonProd	Meter and House Regulator Expenses	878	$ 139,015	$ 7,644	$ 146,659	$ (146,659)	$ -	$ -
394	A_6010210-Labor NonExm ST	Meter and House Regulator Expenses	878	$ 5,178,755	$ 698,619	$ 5,877,374	$ (5,877,374)	$ -	$ -
395	A_6010220-Labor NonExm OT	Meter and House Regulator Expenses	878	$ 1,732,410	$ (276,585)	$ 1,455,825	$ (1,455,825)	$ -	$ -

NMGC Exhibit ECB-5
Page 449 of 596

NEW MEXICO GAS COMPANY, INC.

Operations and Maintenance Summary
Base Period - 12 Months Ending March 31, 2023
Future Test Year - 12 Months Ending September 30, 2025

	A	B	C	V	W	X	Y	Z	AA
3	Description	Account Name	FERC Acct	Total Linkage 1 Period Separately Forecasted Items	Linkage 1 Ending 3/31/2024	Escalated Linkage 2 - Results of Pure Escalation of 1.62%	Total Linkage 2 Period Separately Forecasted Items	Linkage 2 Ending 9/30/2024	Escalated Test Year - Results of Pure Escalation of 2.90%
347	A_6790210-Permitting	Mains and Services Expenses	874	$ -	$ 3,802	$ 3,863	$ -	$ 3,863	$ 3,975
348	A_6790230-Postage Ship Courier	Mains and Services Expenses	874	$ -	$ 760	$ 773	$ -	$ 773	$ 795
349	A_6790320-Fleet Allocation	Mains and Services Expenses	874	$ -	$ 343,906	$ 349,487	$ -	$ 349,487	$ 359,621
350	A_6790321-Stores Allocation	Mains and Services Expenses	874	$ -	$ 6,059	$ 6,158	$ -	$ 6,158	$ 6,336
351	A_6790322-Small Tools Alloc	Mains and Services Expenses	874	$ -	$ 1,658	$ 1,685	$ -	$ 1,685	$ 1,734
352	A_6790800-Other Oper-Misc	Mains and Services Expenses	874	$ -	$ 173,036	$ 175,844	$ -	$ 175,844	$ 180,943
353	A_7103060-CIAC	Mains and Services Expenses	874	$ -	$ (790)	$ (803)	$ -	$ (803)	$ (826)
354	A_6010000-1001/A6010000	Measuring and Regulating Station Expenses	875	$ 654	$ 654	$ -	$ 666	$ 666	$ -
355	A_6010010-1001/R6010000	Measuring and Regulating Station Expenses	875	$ 111	$ 111	$ -	$ 112	$ 112	$ -
356	A_6010110-Labor Exempt ST	Measuring and Regulating Station Expenses	875	$ 91,890	$ 91,890	$ -	$ 93,471	$ 93,471	$ -
357	A_6010130-Labor Exempt NonProd	Measuring and Regulating Station Expenses	875	$ 18,161	$ 18,161	$ -	$ 18,474	$ 18,474	$ -
358	A_6010210-Labor NonExm ST	Measuring and Regulating Station Expenses	875	$ 512,506	$ 512,506	$ -	$ 521,321	$ 521,321	$ -
359	A_6010220-Labor NonExm OT	Measuring and Regulating Station Expenses	875	$ 80,357	$ 80,357	$ -	$ 81,739	$ 81,739	$ -
360	A_6010230-Labor NonExm NonProd	Measuring and Regulating Station Expenses	875	$ 86,602	$ 86,602	$ -	$ 88,092	$ 88,092	$ -
361	A_6010910-Labor OffCycle Bonus	Measuring and Regulating Station Expenses	875	$ 115	$ 115	$ -	$ 117	$ 117	$ -
362	A_6018999-Labor Exp Reclass	Measuring and Regulating Station Expenses	875	$ 942	$ 942	$ -	$ 958	$ 958	$ -
363	A_6030010-EE ProfDue Subs Fees	Measuring and Regulating Station Expenses	875	$ -	$ 4	$ 4	$ -	$ 4	$ 4
364	A_6030040-EE Meals 50% Deduct	Measuring and Regulating Station Expenses	875	$ -	$ 1,427	$ 1,450	$ -	$ 1,450	$ 1,492
365	A_6030060-EE Shoes Uniforms	Measuring and Regulating Station Expenses	875	$ -	$ 7,524	$ 7,646	$ -	$ 7,646	$ 7,868
366	A_6030070-EE Training	Measuring and Regulating Station Expenses	875	$ -	$ 1,231	$ 1,251	$ -	$ 1,251	$ 1,287
367	A_6030080-EE Travel Lodging	Measuring and Regulating Station Expenses	875	$ -	$ 3,343	$ 3,397	$ -	$ 3,397	$ 3,495
368	A_6030091-EE Apprec and Gifts	Measuring and Regulating Station Expenses	875	$ -	$ 3	$ 3	$ -	$ 3	$ 3
369	A_6030800-EE Miscellaneous	Measuring and Regulating Station Expenses	875	$ -	$ 458	$ 465	$ -	$ 465	$ 478
370	A_6100010-Advertising	Measuring and Regulating Station Expenses	875	$ -	$ 2,373	$ 2,411	$ -	$ 2,411	$ 2,481
371	A_6100070-Consultants-Mgmt	Measuring and Regulating Station Expenses	875	$ -	$ 362	$ 368	$ -	$ 368	$ 378
372	A_6100080-Consultants-Other	Measuring and Regulating Station Expenses	875	$ -	$ 30,954	$ 31,457	$ -	$ 31,457	$ 32,369
373	A_6100100-Contractor Services	Measuring and Regulating Station Expenses	875	$ -	$ 36,272	$ 36,861	$ -	$ 36,861	$ 37,930
374	A_6100110-Instrument SvcRepair	Measuring and Regulating Station Expenses	875	$ -	$ 9,479	$ 9,633	$ -	$ 9,633	$ 9,912
375	A_6100120-Tool Service/Repair	Measuring and Regulating Station Expenses	875	$ -	$ 8,214	$ 8,348	$ -	$ 8,348	$ 8,590
376	A_6400010-M&S FurnOffEquip	Measuring and Regulating Station Expenses	875	$ -	$ 129	$ 131	$ -	$ 131	$ 134
377	A_6400020-M&S Gen Office	Measuring and Regulating Station Expenses	875	$ -	$ 280	$ 284	$ -	$ 284	$ 293
378	A_6400070-M&S Safety	Measuring and Regulating Station Expenses	875	$ -	$ 482	$ 490	$ -	$ 490	$ 504
379	A_6400100-M&S OS Purchases	Measuring and Regulating Station Expenses	875	$ -	$ 55,565	$ 56,466	$ -	$ 56,466	$ 58,104
380	A_6400500-M&S Parts	Measuring and Regulating Station Expenses	875	$ -	$ 53,265	$ 54,130	$ -	$ 54,130	$ 55,699
381	A_6400510-M&S Small Tools	Measuring and Regulating Station Expenses	875	$ -	$ 7,452	$ 7,573	$ -	$ 7,573	$ 7,793
382	A_6401000-M&S Inven Issue	Measuring and Regulating Station Expenses	875	$ -	$ 217,272	$ 220,798	$ -	$ 220,798	$ 227,200
383	A_6720020-LTLease-NonOffEquip	Measuring and Regulating Station Expenses	875	$ -	$ 3,006	$ 3,055	$ -	$ 3,055	$ 3,144
384	A_6790199-Fees-Miscellaneous	Measuring and Regulating Station Expenses	875	$ -	$ 78	$ 79	$ -	$ 79	$ 82
385	A_6790230-Postage Ship Courier	Measuring and Regulating Station Expenses	875	$ -	$ 2,286	$ 2,324	$ -	$ 2,324	$ 2,391
386	A_6790320-Fleet Allocation	Measuring and Regulating Station Expenses	875	$ -	$ 81,835	$ 83,163	$ -	$ 83,163	$ 85,574
387	A_6790321-Stores Allocation	Measuring and Regulating Station Expenses	875	$ -	$ 22,505	$ 22,870	$ -	$ 22,870	$ 23,533
388	A_6790322-Small Tools Alloc	Measuring and Regulating Station Expenses	875	$ -	$ 11,027	$ 11,205	$ -	$ 11,205	$ 11,530
389	A_6790800-Other Oper-Misc	Measuring and Regulating Station Expenses	875	$ -	$ 43,908	$ 44,620	$ -	$ 44,620	$ 45,914
390	A_6010000-1001/A6010000	Meter and House Regulator Expenses	878	$ (5,268)	$ (5,268)	$ -	$ (5,358)	$ (5,358)	$ -
391	A_6010010-1001/R6010000	Meter and House Regulator Expenses	878	$ 1,583	$ 1,583	$ -	$ 1,610	$ 1,610	$ -
392	A_6010110-Labor Exempt ST	Meter and House Regulator Expenses	878	$ 714,727	$ 714,727	$ -	$ 727,019	$ 727,019	$ -
393	A_6010130-Labor Exempt NonProd	Meter and House Regulator Expenses	878	$ 149,225	$ 149,225	$ -	$ 151,792	$ 151,792	$ -
394	A_6010210-Labor NonExm ST	Meter and House Regulator Expenses	878	$ 5,980,228	$ 5,980,228	$ -	$ 6,083,082	$ 6,083,082	$ -
395	A_6010220-Labor NonExm OT	Meter and House Regulator Expenses	878	$ 1,481,302	$ 1,481,302	$ -	$ 1,506,779	$ 1,506,779	$ -

NMGC Exhibit ECB-5
Page 450 of 596

NEW MEXICO GAS COMPANY, INC.

Operations and Maintenance Summary
Base Period - 12 Months Ending March 31, 2023
Future Test Year - 12 Months Ending September 30, 2025

	A	B	C	AB	AC	AD	AE	AF
3	Description	Account Name	FERC Acct	Total Test Period Separately Forecasted Items	10/31/2024	11/30/2024	12/31/2024	1/31/2025
347	A_6790210-Permitting	Mains and Services Expenses	874	$ -	$ 331	$ 331	$ 331	$ 331
348	A_6790230-Postage Ship Courier	Mains and Services Expenses	874	$ -	$ 66	$ 66	$ 66	$ 66
349	A_6790320-Fleet Allocation	Mains and Services Expenses	874	$ -	$ 29,968	$ 29,968	$ 29,968	$ 29,968
350	A_6790321-Stores Allocation	Mains and Services Expenses	874	$ -	$ 528	$ 528	$ 528	$ 528
351	A_6790322-Small Tools Alloc	Mains and Services Expenses	874	$ -	$ 145	$ 145	$ 145	$ 145
352	A_6790800-Other Oper-Misc	Mains and Services Expenses	874	$ -	$ 15,079	$ 15,079	$ 15,079	$ 15,079
353	A_7103060-CIAC	Mains and Services Expenses	874	$ -	$ (69)	$ (69)	$ (69)	$ (69)
354	A_6010000-1001/A6010000	Measuring and Regulating Station Expenses	875	$ 740	$ 62	$ 62	$ 62	$ 62
355	A_6010010-1001/R6010000	Measuring and Regulating Station Expenses	875	$ 125	$ 10	$ 10	$ 10	$ 10
356	A_6010110-Labor Exempt ST	Measuring and Regulating Station Expenses	875	$ 103,964	$ 8,664	$ 8,664	$ 8,664	$ 8,664
357	A_6010130-Labor Exempt NonProd	Measuring and Regulating Station Expenses	875	$ 20,548	$ 1,712	$ 1,712	$ 1,712	$ 1,712
358	A_6010210-Labor NonExm ST	Measuring and Regulating Station Expenses	875	$ 579,847	$ 48,321	$ 48,321	$ 48,321	$ 48,321
359	A_6010220-Labor NonExm OT	Measuring and Regulating Station Expenses	875	$ 90,915	$ 7,576	$ 7,576	$ 7,576	$ 7,576
360	A_6010230-Labor NonExm NonProd	Measuring and Regulating Station Expenses	875	$ 97,981	$ 8,165	$ 8,165	$ 8,165	$ 8,165
361	A_6010910-Labor OffCycle Bonus	Measuring and Regulating Station Expenses	875	$ 130	$ 11	$ 11	$ 11	$ 11
362	A_6018999-Labor Exp Reclass	Measuring and Regulating Station Expenses	875	$ 1,066	$ 89	$ 89	$ 89	$ 89
363	A_6030010-EE ProfDue Subs Fees	Measuring and Regulating Station Expenses	875	$ -	$ 0	$ 0	$ 0	$ 0
364	A_6030040-EE Meals 50% Deduct	Measuring and Regulating Station Expenses	875	$ -	$ 124	$ 124	$ 124	$ 124
365	A_6030060-EE Shoes Uniforms	Measuring and Regulating Station Expenses	875	$ -	$ 656	$ 656	$ 656	$ 656
366	A_6030070-EE Training	Measuring and Regulating Station Expenses	875	$ -	$ 107	$ 107	$ 107	$ 107
367	A_6030080-EE Travel Lodging	Measuring and Regulating Station Expenses	875	$ -	$ 291	$ 291	$ 291	$ 291
368	A_6030091-EE Apprec and Gifts	Measuring and Regulating Station Expenses	875	$ -	$ 0	$ 0	$ 0	$ 0
369	A_6030800-EE Miscellaneous	Measuring and Regulating Station Expenses	875	$ -	$ 40	$ 40	$ 40	$ 40
370	A_6100010-Advertising	Measuring and Regulating Station Expenses	875	$ -	$ 207	$ 207	$ 207	$ 207
371	A_6100070-Consultants-Mgmt	Measuring and Regulating Station Expenses	875	$ -	$ 32	$ 32	$ 32	$ 32
372	A_6100080-Consultants-Other	Measuring and Regulating Station Expenses	875	$ -	$ 2,697	$ 2,697	$ 2,697	$ 2,697
373	A_6100100-Contractor Services	Measuring and Regulating Station Expenses	875	$ -	$ 3,161	$ 3,161	$ 3,161	$ 3,161
374	A_6100110-Instrument SvcRepair	Measuring and Regulating Station Expenses	875	$ -	$ 826	$ 826	$ 826	$ 826
375	A_6100120-Tool Service/Repair	Measuring and Regulating Station Expenses	875	$ -	$ 716	$ 716	$ 716	$ 716
376	A_6400010-M&S FurnOffEquip	Measuring and Regulating Station Expenses	875	$ -	$ 11	$ 11	$ 11	$ 11
377	A_6400020-M&S Gen Office	Measuring and Regulating Station Expenses	875	$ -	$ 24	$ 24	$ 24	$ 24
378	A_6400070-M&S Safety	Measuring and Regulating Station Expenses	875	$ -	$ 42	$ 42	$ 42	$ 42
379	A_6400100-M&S OS Purchases	Measuring and Regulating Station Expenses	875	$ -	$ 4,842	$ 4,842	$ 4,842	$ 4,842
380	A_6400500-M&S Parts	Measuring and Regulating Station Expenses	875	$ -	$ 4,642	$ 4,642	$ 4,642	$ 4,642
381	A_6400510-M&S Small Tools	Measuring and Regulating Station Expenses	875	$ -	$ 649	$ 649	$ 649	$ 649
382	A_6401000-M&S Inven Issue	Measuring and Regulating Station Expenses	875	$ -	$ 18,933	$ 18,933	$ 18,933	$ 18,933
383	A_6720020-LTLease-NonOffEquip	Measuring and Regulating Station Expenses	875	$ -	$ 262	$ 262	$ 262	$ 262
384	A_6790199-Fees-Miscellaneous	Measuring and Regulating Station Expenses	875	$ -	$ 7	$ 7	$ 7	$ 7
385	A_6790230-Postage Ship Courier	Measuring and Regulating Station Expenses	875	$ -	$ 199	$ 199	$ 199	$ 199
386	A_6790320-Fleet Allocation	Measuring and Regulating Station Expenses	875	$ -	$ 7,131	$ 7,131	$ 7,131	$ 7,131
387	A_6790321-Stores Allocation	Measuring and Regulating Station Expenses	875	$ -	$ 1,961	$ 1,961	$ 1,961	$ 1,961
388	A_6790322-Small Tools Alloc	Measuring and Regulating Station Expenses	875	$ -	$ 961	$ 961	$ 961	$ 961
389	A_6790800-Other Oper-Misc	Measuring and Regulating Station Expenses	875	$ -	$ 3,826	$ 3,826	$ 3,826	$ 3,826
390	A_6010000-1001/A6010000	Meter and House Regulator Expenses	878	$ (5,960)	$ (497)	$ (497)	$ (497)	$ (497)
391	A_6010010-1001/R6010000	Meter and House Regulator Expenses	878	$ 1,791	$ 149	$ 149	$ 149	$ 149
392	A_6010110-Labor Exempt ST	Meter and House Regulator Expenses	878	$ 808,639	$ 67,387	$ 67,387	$ 67,387	$ 67,387
393	A_6010130-Labor Exempt NonProd	Meter and House Regulator Expenses	878	$ 168,833	$ 14,069	$ 14,069	$ 14,069	$ 14,069
394	A_6010210-Labor NonExm ST	Meter and House Regulator Expenses	878	$ 6,766,007	$ 563,834	$ 563,834	$ 563,834	$ 563,834
395	A_6010220-Labor NonExm OT	Meter and House Regulator Expenses	878	$ 1,675,939	$ 139,662	$ 139,662	$ 139,662	$ 139,662

NMGC Exhibit ECB-5
Page 451 of 596

NEW MEXICO GAS COMPANY, INC.

Operations and Maintenance Summary
Base Period - 12 Months Ending March 31, 2023
Future Test Year - 12 Months Ending September 30, 2025

	A	B	C	AG	AH	AI	AJ	AK
3	Description	Account Name	FERC Acct	2/28/2025	3/31/2025	4/30/2025	5/31/2025	6/30/2025
347	A_6790210-Permitting	Mains and Services Expenses	874	$ 331	$ 331	$ 331	$ 331	$ 331
348	A_6790230-Postage Ship Courier	Mains and Services Expenses	874	$ 66	$ 66	$ 66	$ 66	$ 66
349	A_6790320-Fleet Allocation	Mains and Services Expenses	874	$ 29,968	$ 29,968	$ 29,968	$ 29,968	$ 29,968
350	A_6790321-Stores Allocation	Mains and Services Expenses	874	$ 528	$ 528	$ 528	$ 528	$ 528
351	A_6790322-Small Tools Alloc	Mains and Services Expenses	874	$ 145	$ 145	$ 145	$ 145	$ 145
352	A_6790800-Other Oper-Misc	Mains and Services Expenses	874	$ 15,079	$ 15,079	$ 15,079	$ 15,079	$ 15,079
353	A_7103060-CIAC	Mains and Services Expenses	874	$ (69)	$ (69)	$ (69)	$ (69)	$ (69)
354	A_6010000-1001/A6010000	Measuring and Regulating Station Expenses	875	$ 62	$ 62	$ 62	$ 62	$ 62
355	A_6010010-1001/R6010000	Measuring and Regulating Station Expenses	875	$ 10	$ 10	$ 10	$ 10	$ 10
356	A_6010110-Labor Exempt ST	Measuring and Regulating Station Expenses	875	$ 8,664	$ 8,664	$ 8,664	$ 8,664	$ 8,664
357	A_6010130-Labor Exempt NonProd	Measuring and Regulating Station Expenses	875	$ 1,712	$ 1,712	$ 1,712	$ 1,712	$ 1,712
358	A_6010210-Labor NonExm ST	Measuring and Regulating Station Expenses	875	$ 48,321	$ 48,321	$ 48,321	$ 48,321	$ 48,321
359	A_6010220-Labor NonExm OT	Measuring and Regulating Station Expenses	875	$ 7,576	$ 7,576	$ 7,576	$ 7,576	$ 7,576
360	A_6010230-Labor NonExm NonProd	Measuring and Regulating Station Expenses	875	$ 8,165	$ 8,165	$ 8,165	$ 8,165	$ 8,165
361	A_6010910-Labor OffCycle Bonus	Measuring and Regulating Station Expenses	875	$ 11	$ 11	$ 11	$ 11	$ 11
362	A_6018999-Labor Exp Reclass	Measuring and Regulating Station Expenses	875	$ 89	$ 89	$ 89	$ 89	$ 89
363	A_6030010-EE ProfDue Subs Fees	Measuring and Regulating Station Expenses	875	$ 0	$ 0	$ 0	$ 0	$ 0
364	A_6030040-EE Meals 50% Deduct	Measuring and Regulating Station Expenses	875	$ 124	$ 124	$ 124	$ 124	$ 124
365	A_6030060-EE Shoes Uniforms	Measuring and Regulating Station Expenses	875	$ 656	$ 656	$ 656	$ 656	$ 656
366	A_6030070-EE Training	Measuring and Regulating Station Expenses	875	$ 107	$ 107	$ 107	$ 107	$ 107
367	A_6030080-EE Travel Lodging	Measuring and Regulating Station Expenses	875	$ 291	$ 291	$ 291	$ 291	$ 291
368	A_6030091-EE Apprec and Gifts	Measuring and Regulating Station Expenses	875	$ 0	$ 0	$ 0	$ 0	$ 0
369	A_6030800-EE Miscellaneous	Measuring and Regulating Station Expenses	875	$ 40	$ 40	$ 40	$ 40	$ 40
370	A_6100010-Advertising	Measuring and Regulating Station Expenses	875	$ 207	$ 207	$ 207	$ 207	$ 207
371	A_6100070-Consultants-Mgmt	Measuring and Regulating Station Expenses	875	$ 32	$ 32	$ 32	$ 32	$ 32
372	A_6100080-Consultants-Other	Measuring and Regulating Station Expenses	875	$ 2,697	$ 2,697	$ 2,697	$ 2,697	$ 2,697
373	A_6100100-Contractor Services	Measuring and Regulating Station Expenses	875	$ 3,161	$ 3,161	$ 3,161	$ 3,161	$ 3,161
374	A_6100110-Instrument SvcRepair	Measuring and Regulating Station Expenses	875	$ 826	$ 826	$ 826	$ 826	$ 826
375	A_6100120-Tool Service/Repair	Measuring and Regulating Station Expenses	875	$ 716	$ 716	$ 716	$ 716	$ 716
376	A_6400010-M&S FurnOffEquip	Measuring and Regulating Station Expenses	875	$ 11	$ 11	$ 11	$ 11	$ 11
377	A_6400020-M&S Gen Office	Measuring and Regulating Station Expenses	875	$ 24	$ 24	$ 24	$ 24	$ 24
378	A_6400070-M&S Safety	Measuring and Regulating Station Expenses	875	$ 42	$ 42	$ 42	$ 42	$ 42
379	A_6400100-M&S OS Purchases	Measuring and Regulating Station Expenses	875	$ 4,842	$ 4,842	$ 4,842	$ 4,842	$ 4,842
380	A_6400500-M&S Parts	Measuring and Regulating Station Expenses	875	$ 4,642	$ 4,642	$ 4,642	$ 4,642	$ 4,642
381	A_6400510-M&S Small Tools	Measuring and Regulating Station Expenses	875	$ 649	$ 649	$ 649	$ 649	$ 649
382	A_6401000-M&S Inven Issue	Measuring and Regulating Station Expenses	875	$ 18,933	$ 18,933	$ 18,933	$ 18,933	$ 18,933
383	A_6720020-LTLease-NonOffEquip	Measuring and Regulating Station Expenses	875	$ 262	$ 262	$ 262	$ 262	$ 262
384	A_6790199-Fees-Miscellaneous	Measuring and Regulating Station Expenses	875	$ 7	$ 7	$ 7	$ 7	$ 7
385	A_6790230-Postage Ship Courier	Measuring and Regulating Station Expenses	875	$ 199	$ 199	$ 199	$ 199	$ 199
386	A_6790320-Fleet Allocation	Measuring and Regulating Station Expenses	875	$ 7,131	$ 7,131	$ 7,131	$ 7,131	$ 7,131
387	A_6790321-Stores Allocation	Measuring and Regulating Station Expenses	875	$ 1,961	$ 1,961	$ 1,961	$ 1,961	$ 1,961
388	A_6790322-Small Tools Alloc	Measuring and Regulating Station Expenses	875	$ 961	$ 961	$ 961	$ 961	$ 961
389	A_6790800-Other Oper-Misc	Measuring and Regulating Station Expenses	875	$ 3,826	$ 3,826	$ 3,826	$ 3,826	$ 3,826
390	A_6010000-1001/A6010000	Meter and House Regulator Expenses	878	$ (497)	$ (497)	$ (497)	$ (497)	$ (497)
391	A_6010010-1001/R6010000	Meter and House Regulator Expenses	878	$ 149	$ 149	$ 149	$ 149	$ 149
392	A_6010110-Labor Exempt ST	Meter and House Regulator Expenses	878	$ 67,387	$ 67,387	$ 67,387	$ 67,387	$ 67,387
393	A_6010130-Labor Exempt NonProd	Meter and House Regulator Expenses	878	$ 14,069	$ 14,069	$ 14,069	$ 14,069	$ 14,069
394	A_6010210-Labor NonExm ST	Meter and House Regulator Expenses	878	$ 563,834	$ 563,834	$ 563,834	$ 563,834	$ 563,834
395	A_6010220-Labor NonExm OT	Meter and House Regulator Expenses	878	$ 139,662	$ 139,662	$ 139,662	$ 139,662	$ 139,662

NMGC Exhibit ECB-5
Page 452 of 596

NEW MEXICO GAS COMPANY, INC.

Operations and Maintenance Summary
Base Period - 12 Months Ending March 31, 2023
Future Test Year - 12 Months Ending September 30, 2025

	A	B	C	AL	AM	AN	AO
3	Description	Account Name	FERC Acct	7/31/2025	8/31/2025	9/30/2025	Future Test Year Ending 9/30/2025
347	A_6790210-Permitting	Mains and Services Expenses	874	$ 331	$ 331	$ 331	$ 3,975
348	A_6790230-Postage Ship Courier	Mains and Services Expenses	874	$ 66	$ 66	$ 66	$ 795
349	A_6790320-Fleet Allocation	Mains and Services Expenses	874	$ 29,968	$ 29,968	$ 29,968	$ 359,621
350	A_6790321-Stores Allocation	Mains and Services Expenses	874	$ 528	$ 528	$ 528	$ 6,336
351	A_6790322-Small Tools Alloc	Mains and Services Expenses	874	$ 145	$ 145	$ 145	$ 1,734
352	A_6790800-Other Oper-Misc	Mains and Services Expenses	874	$ 15,079	$ 15,079	$ 15,079	$ 180,943
353	A_7103060-CIAC	Mains and Services Expenses	874	$ (69)	$ (69)	$ (69)	$ (826)
354	A_6010000-1001/A6010000	Measuring and Regulating Station Expenses	875	$ 62	$ 62	$ 62	$ 740
355	A_6010010-1001/R6010000	Measuring and Regulating Station Expenses	875	$ 10	$ 10	$ 10	$ 125
356	A_6010110-Labor Exempt ST	Measuring and Regulating Station Expenses	875	$ 8,664	$ 8,664	$ 8,664	$ 103,964
357	A_6010130-Labor Exempt NonProd	Measuring and Regulating Station Expenses	875	$ 1,712	$ 1,712	$ 1,712	$ 20,548
358	A_6010210-Labor NonExm ST	Measuring and Regulating Station Expenses	875	$ 48,321	$ 48,321	$ 48,321	$ 579,847
359	A_6010220-Labor NonExm OT	Measuring and Regulating Station Expenses	875	$ 7,576	$ 7,576	$ 7,576	$ 90,915
360	A_6010230-Labor NonExm NonProd	Measuring and Regulating Station Expenses	875	$ 8,165	$ 8,165	$ 8,165	$ 97,981
361	A_6010910-Labor OffCycle Bonus	Measuring and Regulating Station Expenses	875	$ 11	$ 11	$ 11	$ 130
362	A_6018999-Labor Exp Reclass	Measuring and Regulating Station Expenses	875	$ 89	$ 89	$ 89	$ 1,066
363	A_6030010-EE ProfDue Subs Fees	Measuring and Regulating Station Expenses	875	$ 0	$ 0	$ 0	$ 4
364	A_6030040-EE Meals 50% Deduct	Measuring and Regulating Station Expenses	875	$ 124	$ 124	$ 124	$ 1,492
365	A_6030060-EE Shoes Uniforms	Measuring and Regulating Station Expenses	875	$ 656	$ 656	$ 656	$ 7,868
366	A_6030070-EE Training	Measuring and Regulating Station Expenses	875	$ 107	$ 107	$ 107	$ 1,287
367	A_6030080-EE Travel Lodging	Measuring and Regulating Station Expenses	875	$ 291	$ 291	$ 291	$ 3,495
368	A_6030091-EE Apprec and Gifts	Measuring and Regulating Station Expenses	875	$ 0	$ 0	$ 0	$ 3
369	A_6030800-EE Miscellaneous	Measuring and Regulating Station Expenses	875	$ 40	$ 40	$ 40	$ 478
370	A_6100010-Advertising	Measuring and Regulating Station Expenses	875	$ 207	$ 207	$ 207	$ 2,481
371	A_6100070-Consultants-Mgmt	Measuring and Regulating Station Expenses	875	$ 32	$ 32	$ 32	$ 378
372	A_6100080-Consultants-Other	Measuring and Regulating Station Expenses	875	$ 2,697	$ 2,697	$ 2,697	$ 32,369
373	A_6100100-Contractor Services	Measuring and Regulating Station Expenses	875	$ 3,161	$ 3,161	$ 3,161	$ 37,930
374	A_6100110-Instrument SvcRepair	Measuring and Regulating Station Expenses	875	$ 826	$ 826	$ 826	$ 9,912
375	A_6100120-Tool Service/Repair	Measuring and Regulating Station Expenses	875	$ 716	$ 716	$ 716	$ 8,590
376	A_6400010-M&S FurnOffEquip	Measuring and Regulating Station Expenses	875	$ 11	$ 11	$ 11	$ 134
377	A_6400020-M&S Gen Office	Measuring and Regulating Station Expenses	875	$ 24	$ 24	$ 24	$ 293
378	A_6400070-M&S Safety	Measuring and Regulating Station Expenses	875	$ 42	$ 42	$ 42	$ 504
379	A_6400100-M&S OS Purchases	Measuring and Regulating Station Expenses	875	$ 4,842	$ 4,842	$ 4,842	$ 58,104
380	A_6400500-M&S Parts	Measuring and Regulating Station Expenses	875	$ 4,642	$ 4,642	$ 4,642	$ 55,699
381	A_6400510-M&S Small Tools	Measuring and Regulating Station Expenses	875	$ 649	$ 649	$ 649	$ 7,793
382	A_6401000-M&S Inven Issue	Measuring and Regulating Station Expenses	875	$ 18,933	$ 18,933	$ 18,933	$ 227,200
383	A_6720020-LTLease-NonOffEquip	Measuring and Regulating Station Expenses	875	$ 262	$ 262	$ 262	$ 3,144
384	A_6790199-Fees-Miscellaneous	Measuring and Regulating Station Expenses	875	$ 7	$ 7	$ 7	$ 82
385	A_6790230-Postage Ship Courier	Measuring and Regulating Station Expenses	875	$ 199	$ 199	$ 199	$ 2,391
386	A_6790320-Fleet Allocation	Measuring and Regulating Station Expenses	875	$ 7,131	$ 7,131	$ 7,131	$ 85,574
387	A_6790321-Stores Allocation	Measuring and Regulating Station Expenses	875	$ 1,961	$ 1,961	$ 1,961	$ 23,533
388	A_6790322-Small Tools Alloc	Measuring and Regulating Station Expenses	875	$ 961	$ 961	$ 961	$ 11,530
389	A_6790800-Other Oper-Misc	Measuring and Regulating Station Expenses	875	$ 3,826	$ 3,826	$ 3,826	$ 45,914
390	A_6010000-1001/A6010000	Meter and House Regulator Expenses	878	$ (497)	$ (497)	$ (497)	$ (5,960)
391	A_6010010-1001/R6010000	Meter and House Regulator Expenses	878	$ 149	$ 149	$ 149	$ 1,791
392	A_6010110-Labor Exempt ST	Meter and House Regulator Expenses	878	$ 67,387	$ 67,387	$ 67,387	$ 808,639
393	A_6010130-Labor Exempt NonProd	Meter and House Regulator Expenses	878	$ 14,069	$ 14,069	$ 14,069	$ 168,833
394	A_6010210-Labor NonExm ST	Meter and House Regulator Expenses	878	$ 563,834	$ 563,834	$ 563,834	$ 6,766,007
395	A_6010220-Labor NonExm OT	Meter and House Regulator Expenses	878	$ 139,662	$ 139,662	$ 139,662	$ 1,675,939

NMGC Exhibit ECB-5
Page 453 of 596

NEW MEXICO GAS COMPANY, INC.

Operations and Maintenance Summary
Base Period - 12 Months Ending March 31, 2023
Future Test Year - 12 Months Ending September 30, 2025

	A	B	C	D	E	F	G	H	I
3	Description	Account Name	FERC Acct	4/30/2022	5/31/2022	6/30/2022	7/31/2022	8/31/2022	9/30/2022
396	A_6010230-Labor NonExm NonProd	Meter and House Regulator Expenses	878	$ 106,899	$ 38,513	$ 97,581	$ 90,793	$ 48,931	$ 103,235
397	A_6010910-Labor OffCycle Bonus	Meter and House Regulator Expenses	878	$ 35	$ -	$ -	$ 450	$ -	$ -
398	A_6030010-EE ProfDue Subs Fees	Meter and House Regulator Expenses	878	$ 75	$ -	$ 75	$ -	$ 75	$ 100
399	A_6030040-EE Meals 50% Deduct	Meter and House Regulator Expenses	878	$ 4,456	$ 4,133	$ 3,929	$ 1,815	$ 2,925	$ 3,378
400	A_6030050-EE Mileage	Meter and House Regulator Expenses	878	$ -	$ -	$ -	$ -	$ -	$ -
401	A_6030060-EE Shoes Uniforms	Meter and House Regulator Expenses	878	$ 5,377	$ 553	$ 4,133	$ 804	$ 4,681	$ 2,538
402	A_6030070-EE Training	Meter and House Regulator Expenses	878	$ -	$ 3,781	$ 946	$ 1,550	$ -	$ 376
403	A_6030080-EE Travel Lodging	Meter and House Regulator Expenses	878	$ 4,173	$ 5,951	$ 5,855	$ 2,719	$ 1,044	$ 2,807
404	A_6030091-EE Apprec and Gifts	Meter and House Regulator Expenses	878	$ 86	$ 6	$ -	$ -	$ 19	$ -
405	A_6030800-EE Miscellaneous	Meter and House Regulator Expenses	878	$ 286	$ 5,554	$ 1,111	$ 1,776	$ 728	$ 559
406	A_6100070-Consultants-Mgmt	Meter and House Regulator Expenses	878	$ 45	$ -	$ -	$ -	$ -	$ -
407	A_6100080-Consultants-Other	Meter and House Regulator Expenses	878	$ 347	$ -	$ 864	$ 631	$ 206	$ -
408	A_6100100-Contractor Services	Meter and House Regulator Expenses	878	$ 624	$ 12,196	$ -	$ 313	$ 3,474	$ 319
409	A_6100110-Instrument SvcRepair	Meter and House Regulator Expenses	878	$ -	$ -	$ 2,138	$ -	$ -	$ -
410	A_6100150-Printing	Meter and House Regulator Expenses	878	$ -	$ 365	$ -	$ -	$ -	$ -
411	A_6400020-M&S Gen Office	Meter and House Regulator Expenses	878	$ 572	$ 293	$ 461	$ 30	$ 543	$ -
412	A_6400030-M&S Chemicals	Meter and House Regulator Expenses	878	$ 206	$ -	$ -	$ -	$ -	$ -
413	A_6400060-M&S Ops Consum	Meter and House Regulator Expenses	878	$ -	$ -	$ -	$ -	$ -	$ -
414	A_6400070-M&S Safety	Meter and House Regulator Expenses	878	$ 369	$ 715	$ 428	$ 120	$ 1,218	$ 2,777
415	A_6400080-M&S Vehicle Fuel	Meter and House Regulator Expenses	878	$ -	$ 11	$ -	$ -	$ -	$ 321
416	A_6400100-M&S OS Purchases	Meter and House Regulator Expenses	878	$ 5,153	$ 6,743	$ 1,219	$ 2,588	$ 5,242	$ 2,104
417	A_6400500-M&S Parts	Meter and House Regulator Expenses	878	$ -	$ 27	$ 241	$ -	$ -	$ 83
418	A_6400505-M&S Part Repairs	Meter and House Regulator Expenses	878	$ -	$ -	$ -	$ -	$ 129	$ -
419	A_6400510-M&S Small Tools	Meter and House Regulator Expenses	878	$ 2,666	$ 978	$ 1,052	$ 335	$ 1,128	$ 1,730
420	A_6401000-M&S Inven Issue	Meter and House Regulator Expenses	878	$ 11,876	$ 8,895	$ 15,235	$ 6,184	$ 9,383	$ 8,481
421	A_6500010-Transport-Vehicle	Meter and House Regulator Expenses	878	$ -	$ 193	$ -	$ -	$ 35	$ -
422	A_6730030-Utilities-Telecom	Meter and House Regulator Expenses	878	$ -	$ -	$ -	$ -	$ 75	$ -
423	A_6730800-Utilities-Other	Meter and House Regulator Expenses	878	$ -	$ -	$ -	$ -	$ 22	$ -
424	A_6790199-Fees-Miscellaneous	Meter and House Regulator Expenses	878	$ 36	$ 138	$ 35	$ -	$ -	$ 75
425	A_6790230-Postage Ship Courier	Meter and House Regulator Expenses	878	$ 35	$ 94	$ 21	$ -	$ 20	$ 134
426	A_6790320-Fleet Allocation	Meter and House Regulator Expenses	878	$ 84,896	$ 111,485	$ 83,410	$ 96,633	$ 105,394	$ 106,775
427	A_6790321-Stores Allocation	Meter and House Regulator Expenses	878	$ 1,166	$ 2,768	$ 1,880	$ 529	$ 1,166	$ 443
428	A_6790322-Small Tools Alloc	Meter and House Regulator Expenses	878	$ 556	$ 515	$ 663	$ 147	$ 589	$ 157
429	A_6790325-T&I Allocation	Meter and House Regulator Expenses	878	$ (50,556)	$ (66,371)	$ (75,669)	$ (97,124)	$ (67,844)	$ (162,043)
430	A_6010000-1001/A6010000	Customer Installations Expenses	879	$ 0	$ 0	$ -	$ 103	$ 0	$ -
431	A_6010010-1001/R6010000	Customer Installations Expenses	879	$ -	$ -	$ -	$ 13	$ -	$ -
432	A_6010110-Labor Exempt ST	Customer Installations Expenses	879	$ 2,520	$ 3,730	$ 2,428	$ 2,649	$ 2,964	$ 3,254
433	A_6010130-Labor Exempt NonProd	Customer Installations Expenses	879	$ 707	$ (96)	$ 406	$ 717	$ 172	$ 278
434	A_6010210-Labor NonExm ST	Customer Installations Expenses	879	$ 11,642	$ 16,560	$ 10,597	$ 12,672	$ 13,073	$ 12,724
435	A_6010220-Labor NonExm OT	Customer Installations Expenses	879	$ 2,174	$ 2,160	$ 1,591	$ 3,194	$ 2,974	$ 2,606
436	A_6010230-Labor NonExm NonProd	Customer Installations Expenses	879	$ 3,285	$ 198	$ 2,459	$ 2,760	$ 1,445	$ 3,272
437	A_6010910-Labor OffCycle Bonus	Customer Installations Expenses	879	$ 5	$ -	$ -	$ 5	$ -	$ -
438	A_6030010-EE ProfDue Subs Fees	Customer Installations Expenses	879	$ -	$ 75	$ -	$ 75	$ -	$ -
439	A_6030040-EE Meals 50% Deduct	Customer Installations Expenses	879	$ -	$ 181	$ 55	$ 58	$ 22	$ 96
440	A_6030060-EE Shoes Uniforms	Customer Installations Expenses	879	$ 110	$ -	$ 1	$ -	$ -	$ -
441	A_6030070-EE Training	Customer Installations Expenses	879	$ -	$ 238	$ -	$ -	$ -	$ 5
442	A_6030080-EE Travel Lodging	Customer Installations Expenses	879	$ -	$ -	$ -	$ 121	$ -	$ 612
443	A_6030091-EE Apprec and Gifts	Customer Installations Expenses	879	$ -	$ 0	$ -	$ -	$ 1	$ -
444	A_6030800-EE Miscellaneous	Customer Installations Expenses	879	$ -	$ 1,650	$ 0	$ 0	$ (1)	$ -

NMGC Exhibit ECB-5
Page 454 of 596

NEW MEXICO GAS COMPANY, INC.

Operations and Maintenance Summary
Base Period - 12 Months Ending March 31, 2023
Future Test Year - 12 Months Ending September 30, 2025

	A	B	C	J	K	L	M	N	O
3	Description	Account Name	FERC Acct	10/31/2022	11/30/2022	12/31/2022	1/31/2023	2/28/2023	3/31/2023
396	A_6010230-Labor NonExm NonProd	Meter and House Regulator Expenses	878	$ 41,035	$ 62,144	$ 171,494	$ 142,938	$ 38,390	$ 67,682
397	A_6010910-Labor OffCycle Bonus	Meter and House Regulator Expenses	878	$ 794	$ 2	$ -	$ 1,098	$ -	$ -
398	A_6030010-EE ProfDue Subs Fees	Meter and House Regulator Expenses	878	$ 56	$ -	$ 150	$ -	$ -	$ -
399	A_6030040-EE Meals 50% Deduct	Meter and House Regulator Expenses	878	$ 1,347	$ 2,010	$ 1,663	$ 1,365	$ 703	$ 1,857
400	A_6030050-EE Mileage	Meter and House Regulator Expenses	878	$ -	$ -	$ 188	$ -	$ -	$ -
401	A_6030060-EE Shoes Uniforms	Meter and House Regulator Expenses	878	$ -	$ 2,719	$ 376	$ 79,735	$ 2,537	$ 2,872
402	A_6030070-EE Training	Meter and House Regulator Expenses	878	$ 4,524	$ 530	$ 1,425	$ 8,109	$ (1,056)	$ -
403	A_6030080-EE Travel Lodging	Meter and House Regulator Expenses	878	$ 4,372	$ 2,715	$ 1,419	$ 1,128	$ -	$ 1,924
404	A_6030091-EE Apprec and Gifts	Meter and House Regulator Expenses	878	$ -	$ -	$ 2,484	$ -	$ -	$ -
405	A_6030800-EE Miscellaneous	Meter and House Regulator Expenses	878	$ 231	$ 552	$ 396	$ 297	$ 369	$ 945
406	A_6100070-Consultants-Mgmt	Meter and House Regulator Expenses	878	$ -	$ 2,695	$ 2,194	$ -	$ -	$ -
407	A_6100080-Consultants-Other	Meter and House Regulator Expenses	878	$ 477	$ -	$ -	$ 936	$ 818	$ -
408	A_6100100-Contractor Services	Meter and House Regulator Expenses	878	$ 2,113	$ 2,722	$ 736	$ 782	$ -	$ 1,106
409	A_6100110-Instrument SvcRepair	Meter and House Regulator Expenses	878	$ -	$ -	$ 909	$ -	$ -	$ -
410	A_6100150-Printing	Meter and House Regulator Expenses	878	$ -	$ 275	$ -	$ -	$ -	$ -
411	A_6400020-M&S Gen Office	Meter and House Regulator Expenses	878	$ -	$ 426	$ 1,184	$ 475	$ 96	$ 519
412	A_6400030-M&S Chemicals	Meter and House Regulator Expenses	878	$ -	$ -	$ -	$ -	$ -	$ -
413	A_6400060-M&S Ops Consum	Meter and House Regulator Expenses	878	$ -	$ -	$ -	$ 142	$ 369	$ (0)
414	A_6400070-M&S Safety	Meter and House Regulator Expenses	878	$ 4,302	$ 50	$ 243	$ 3,123	$ 22	$ 956
415	A_6400080-M&S Vehicle Fuel	Meter and House Regulator Expenses	878	$ -	$ 46	$ 145	$ -	$ -	$ 15
416	A_6400100-M&S OS Purchases	Meter and House Regulator Expenses	878	$ 2,216	$ 5,090	$ 9,291	$ 10,424	$ 4,070	$ 11,956
417	A_6400500-M&S Parts	Meter and House Regulator Expenses	878	$ 133	$ 224	$ 378	$ 212	$ 1,157	$ 202
418	A_6400505-M&S Part Repairs	Meter and House Regulator Expenses	878	$ -	$ -	$ -	$ -	$ -	$ -
419	A_6400510-M&S Small Tools	Meter and House Regulator Expenses	878	$ 1,150	$ 749	$ 3,070	$ 4,726	$ 1,968	$ 3,401
420	A_6401000-M&S Inven Issue	Meter and House Regulator Expenses	878	$ 6,478	$ 8,957	$ 8,123	$ 11,584	$ 22,233	$ 14,809
421	A_6500010-Transport-Vehicle	Meter and House Regulator Expenses	878	$ 68	$ -	$ 90	$ -	$ -	$ -
422	A_6730030-Utilities-Telecom	Meter and House Regulator Expenses	878	$ -	$ -	$ -	$ -	$ -	$ -
423	A_6730800-Utilities-Other	Meter and House Regulator Expenses	878	$ -	$ 386	$ -	$ -	$ 15	$ -
424	A_6790199-Fees-Miscellaneous	Meter and House Regulator Expenses	878	$ -	$ 213	$ 476	$ 27	$ 440	$ -
425	A_6790230-Postage Ship Courier	Meter and House Regulator Expenses	878	$ 16	$ 50	$ -	$ 18	$ -	$ -
426	A_6790320-Fleet Allocation	Meter and House Regulator Expenses	878	$ 94,708	$ 89,943	$ 88,220	$ 102,992	$ 99,376	$ 88,360
427	A_6790321-Stores Allocation	Meter and House Regulator Expenses	878	$ 658	$ 281	$ 1,593	$ 2,683	$ 1,104	$ 1,607
428	A_6790322-Small Tools Alloc	Meter and House Regulator Expenses	878	$ 468	$ 261	$ 397	$ 1,691	$ 1,979	$ 551
429	A_6790325-T&I Allocation	Meter and House Regulator Expenses	878	$ (47,916)	$ (88,267)	$ (274,102)	$ (37,628)	$ (68,279)	$ (331,573)
430	A_6010000-1001/A6010000	Customer Installations Expenses	879	$ -	$ 0	$ -	$ -	$ -	$ -
431	A_6010010-1001/R6010000	Customer Installations Expenses	879	$ -	$ -	$ -	$ -	$ -	$ -
432	A_6010110-Labor Exempt ST	Customer Installations Expenses	879	$ 2,927	$ 4,389	$ 1,640	$ 1,831	$ 2,375	$ 2,608
433	A_6010130-Labor Exempt NonProd	Customer Installations Expenses	879	$ (41)	$ (72)	$ 1,138	$ 667	$ 33	$ 195
434	A_6010210-Labor NonExm ST	Customer Installations Expenses	879	$ 11,482	$ 15,581	$ 13,836	$ 12,493	$ 14,537	$ 15,933
435	A_6010220-Labor NonExm OT	Customer Installations Expenses	879	$ 2,377	$ 3,921	$ 4,388	$ 3,030	$ 790	$ 3,219
436	A_6010230-Labor NonExm NonProd	Customer Installations Expenses	879	$ 1,507	$ 4,160	$ 5,967	$ 4,397	$ 1,804	$ 3,432
437	A_6010910-Labor OffCycle Bonus	Customer Installations Expenses	879	$ 8	$ -	$ -	$ 7	$ -	$ -
438	A_6030010-EE ProfDue Subs Fees	Customer Installations Expenses	879	$ 1	$ -	$ -	$ -	$ -	$ -
439	A_6030040-EE Meals 50% Deduct	Customer Installations Expenses	879	$ 1	$ 35	$ 25	$ 212	$ -	$ -
440	A_6030060-EE Shoes Uniforms	Customer Installations Expenses	879	$ -	$ -	$ -	$ 2,522	$ -	$ -
441	A_6030070-EE Training	Customer Installations Expenses	879	$ 74	$ 14	$ 48	$ 224	$ (33)	$ -
442	A_6030080-EE Travel Lodging	Customer Installations Expenses	879	$ -	$ 216	$ -	$ -	$ 17	$ -
443	A_6030091-EE Apprec and Gifts	Customer Installations Expenses	879	$ -	$ -	$ -	$ -	$ -	$ -
444	A_6030800-EE Miscellaneous	Customer Installations Expenses	879	$ -	$ -	$ -	$ -	$ -	$ 130

NMGC Exhibit ECB-5
Page 455 of 596

NEW MEXICO GAS COMPANY, INC.

Operations and Maintenance Summary
Base Period - 12 Months Ending March 31, 2023
Future Test Year - 12 Months Ending September 30, 2025

	A	B	C	P	Q	R	S	T	U
3	Description	Account Name	FERC Acct	Total Company Unadjusted Base Period Ending 3/31/2023	Base Period Adjustments	Adjusted Base Period	Removal of Separately Forecasted Items (To be added back Later)	Remaining Base Period O&M to be Escalated	Escalated Linkage 1 - Results of Pure Escalation of 3.93%
396	A_6010230-Labor NonExm NonProd	Meter and House Regulator Expenses	878	$ 1,009,636	$ 55,515	$ 1,065,152	$ (1,065,152)	$ -	$ -
397	A_6010910-Labor OffCycle Bonus	Meter and House Regulator Expenses	878	$ 2,379	$ 131	$ 2,510	$ (2,510)	$ -	$ -
398	A_6030010-EE ProfDue Subs Fees	Meter and House Regulator Expenses	878	$ 531	$ -	$ 531	$ -	$ 531	$ 552
399	A_6030040-EE Meals 50% Deduct	Meter and House Regulator Expenses	878	$ 29,581	$ -	$ 29,581	$ -	$ 29,581	$ 30,744
400	A_6030050-EE Mileage	Meter and House Regulator Expenses	878	$ 188	$ -	$ 188	$ -	$ 188	$ 195
401	A_6030060-EE Shoes Uniforms	Meter and House Regulator Expenses	878	$ 106,326	$ -	$ 106,326	$ -	$ 106,326	$ 110,507
402	A_6030070-EE Training	Meter and House Regulator Expenses	878	$ 20,185	$ -	$ 20,185	$ -	$ 20,185	$ 20,978
403	A_6030080-EE Travel Lodging	Meter and House Regulator Expenses	878	$ 34,107	$ -	$ 34,107	$ -	$ 34,107	$ 35,448
404	A_6030091-EE Apprec and Gifts	Meter and House Regulator Expenses	878	$ 2,596	$ -	$ 2,596	$ -	$ 2,596	$ 2,698
405	A_6030800-EE Miscellaneous	Meter and House Regulator Expenses	878	$ 12,805	$ -	$ 12,805	$ -	$ 12,805	$ 13,308
406	A_6100070-Consultants-Mgmt	Meter and House Regulator Expenses	878	$ 4,935	$ -	$ 4,935	$ -	$ 4,935	$ 5,129
407	A_6100080-Consultants-Other	Meter and House Regulator Expenses	878	$ 4,279	$ -	$ 4,279	$ -	$ 4,279	$ 4,447
408	A_6100100-Contractor Services	Meter and House Regulator Expenses	878	$ 24,383	$ -	$ 24,383	$ -	$ 24,383	$ 25,342
409	A_6100110-Instrument SvcRepair	Meter and House Regulator Expenses	878	$ 3,047	$ -	$ 3,047	$ -	$ 3,047	$ 3,167
410	A_6100150-Printing	Meter and House Regulator Expenses	878	$ 640	$ -	$ 640	$ -	$ 640	$ 665
411	A_6400020-M&S Gen Office	Meter and House Regulator Expenses	878	$ 4,598	$ -	$ 4,598	$ -	$ 4,598	$ 4,779
412	A_6400030-M&S Chemicals	Meter and House Regulator Expenses	878	$ 206	$ -	$ 206	$ -	$ 206	$ 214
413	A_6400060-M&S Ops Consum	Meter and House Regulator Expenses	878	$ 512	$ -	$ 512	$ -	$ 512	$ 532
414	A_6400070-M&S Safety	Meter and House Regulator Expenses	878	$ 14,322	$ -	$ 14,322	$ -	$ 14,322	$ 14,885
415	A_6400080-M&S Vehicle Fuel	Meter and House Regulator Expenses	878	$ 538	$ -	$ 538	$ -	$ 538	$ 559
416	A_6400100-M&S OS Purchases	Meter and House Regulator Expenses	878	$ 66,096	$ -	$ 66,096	$ -	$ 66,096	$ 68,695
417	A_6400500-M&S Parts	Meter and House Regulator Expenses	878	$ 2,657	$ -	$ 2,657	$ -	$ 2,657	$ 2,761
418	A_6400505-M&S Part Repairs	Meter and House Regulator Expenses	878	$ 129	$ -	$ 129	$ -	$ 129	$ 134
419	A_6400510-M&S Small Tools	Meter and House Regulator Expenses	878	$ 22,953	$ -	$ 22,953	$ -	$ 22,953	$ 23,855
420	A_6401000-M&S Inven Issue	Meter and House Regulator Expenses	878	$ 132,237	$ -	$ 132,237	$ -	$ 132,237	$ 137,437
421	A_6500010-Transport-Vehicle	Meter and House Regulator Expenses	878	$ 386	$ -	$ 386	$ -	$ 386	$ 401
422	A_6730030-Utilities-Telecom	Meter and House Regulator Expenses	878	$ 75	$ -	$ 75	$ -	$ 75	$ 78
423	A_6730800-Utilities-Other	Meter and House Regulator Expenses	878	$ 423	$ -	$ 423	$ -	$ 423	$ 439
424	A_6790199-Fees-Miscellaneous	Meter and House Regulator Expenses	878	$ 1,440	$ -	$ 1,440	$ -	$ 1,440	$ 1,496
425	A_6790230-Postage Ship Courier	Meter and House Regulator Expenses	878	$ 387	$ -	$ 387	$ -	$ 387	$ 402
426	A_6790320-Fleet Allocation	Meter and House Regulator Expenses	878	$ 1,152,192	$ -	$ 1,152,192	$ -	$ 1,152,192	$ 1,197,497
427	A_6790321-Stores Allocation	Meter and House Regulator Expenses	878	$ 15,880	$ -	$ 15,880	$ -	$ 15,880	$ 16,504
428	A_6790322-Small Tools Alloc	Meter and House Regulator Expenses	878	$ 7,973	$ -	$ 7,973	$ -	$ 7,973	$ 8,287
429	A_6790325-T&I Allocation	Meter and House Regulator Expenses	878	$ (1,367,371)	$ -	$ (1,367,371)	$ -	$ (1,367,371)	$ (1,421,138)
430	A_6010000-1001/A6010000	Customer Installations Expenses	879	$ 103	$ 6	$ 109	$ (109)	$ -	$ -
431	A_6010010-1001/R6010000	Customer Installations Expenses	879	$ 13	$ 1	$ 14	$ (14)	$ -	$ -
432	A_6010110-Labor Exempt ST	Customer Installations Expenses	879	$ 33,316	$ 4,494	$ 37,810	$ (37,810)	$ -	$ -
433	A_6010130-Labor Exempt NonProd	Customer Installations Expenses	879	$ 4,105	$ 226	$ 4,330	$ (4,330)	$ -	$ -
434	A_6010210-Labor NonExm ST	Customer Installations Expenses	879	$ 161,128	$ 21,736	$ 182,865	$ (182,865)	$ -	$ -
435	A_6010220-Labor NonExm OT	Customer Installations Expenses	879	$ 32,424	$ (5,177)	$ 27,248	$ (27,248)	$ -	$ -
436	A_6010230-Labor NonExm NonProd	Customer Installations Expenses	879	$ 34,685	$ 1,907	$ 36,592	$ (36,592)	$ -	$ -
437	A_6010910-Labor OffCycle Bonus	Customer Installations Expenses	879	$ 25	$ 1	$ 26	$ (26)	$ -	$ -
438	A_6030010-EE ProfDue Subs Fees	Customer Installations Expenses	879	$ 151	$ -	$ 151	$ -	$ 151	$ 157
439	A_6030040-EE Meals 50% Deduct	Customer Installations Expenses	879	$ 685	$ -	$ 685	$ -	$ 685	$ 712
440	A_6030060-EE Shoes Uniforms	Customer Installations Expenses	879	$ 2,633	$ -	$ 2,633	$ -	$ 2,633	$ 2,736
441	A_6030070-EE Training	Customer Installations Expenses	879	$ 570	$ -	$ 570	$ -	$ 570	$ 592
442	A_6030080-EE Travel Lodging	Customer Installations Expenses	879	$ 967	$ -	$ 967	$ -	$ 967	$ 1,005
443	A_6030091-EE Apprec and Gifts	Customer Installations Expenses	879	$ 1	$ -	$ 1	$ -	$ 1	$ 1
444	A_6030800-EE Miscellaneous	Customer Installations Expenses	879	$ 1,780	$ -	$ 1,780	$ -	$ 1,780	$ 1,850

NMGC Exhibit ECB-5
Page 456 of 596

NEW MEXICO GAS COMPANY, INC.

Operations and Maintenance Summary
Base Period - 12 Months Ending March 31, 2023
Future Test Year - 12 Months Ending September 30, 2025

	A	B	C	V	W	X	Y	Z	AA
3	Description	Account Name	FERC Acct	Total Linkage 1 Period Separately Forecasted Items	Linkage 1 Ending 3/31/2024	Escalated Linkage 2 - Results of Pure Escalation of 1.62%	Total Linkage 2 Period Separately Forecasted Items	Linkage 2 Ending 9/30/2024	Escalated Test Year - Results of Pure Escalation of 2.90%
396	A_6010230-Labor NonExm NonProd	Meter and House Regulator Expenses	878	$ 1,083,792	$ 1,083,792	$ -	$ 1,102,432	$ 1,102,432	$ -
397	A_6010910-Labor OffCycle Bonus	Meter and House Regulator Expenses	878	$ 2,554	$ 2,554	$ -	$ 2,598	$ 2,598	$ -
398	A_6030010-EE ProfDue Subs Fees	Meter and House Regulator Expenses	878	$ -	$ 552	$ 561	$ -	$ 561	$ 578
399	A_6030040-EE Meals 50% Deduct	Meter and House Regulator Expenses	878	$ -	$ 30,744	$ 31,243	$ -	$ 31,243	$ 32,149
400	A_6030050-EE Mileage	Meter and House Regulator Expenses	878	$ -	$ 195	$ 198	$ -	$ 198	$ 204
401	A_6030060-EE Shoes Uniforms	Meter and House Regulator Expenses	878	$ -	$ 110,507	$ 112,300	$ -	$ 112,300	$ 115,556
402	A_6030070-EE Training	Meter and House Regulator Expenses	878	$ -	$ 20,978	$ 21,319	$ -	$ 21,319	$ 21,937
403	A_6030080-EE Travel Lodging	Meter and House Regulator Expenses	878	$ -	$ 35,448	$ 36,023	$ -	$ 36,023	$ 37,068
404	A_6030091-EE Apprec and Gifts	Meter and House Regulator Expenses	878	$ -	$ 2,698	$ 2,742	$ -	$ 2,742	$ 2,821
405	A_6030800-EE Miscellaneous	Meter and House Regulator Expenses	878	$ -	$ 13,308	$ 13,524	$ -	$ 13,524	$ 13,916
406	A_6100070-Consultants-Mgmt	Meter and House Regulator Expenses	878	$ -	$ 5,129	$ 5,212	$ -	$ 5,212	$ 5,363
407	A_6100080-Consultants-Other	Meter and House Regulator Expenses	878	$ -	$ 4,447	$ 4,519	$ -	$ 4,519	$ 4,650
408	A_6100100-Contractor Services	Meter and House Regulator Expenses	878	$ -	$ 25,342	$ 25,753	$ -	$ 25,753	$ 26,500
409	A_6100110-Instrument SvcRepair	Meter and House Regulator Expenses	878	$ -	$ 3,167	$ 3,218	$ -	$ 3,218	$ 3,311
410	A_6100150-Printing	Meter and House Regulator Expenses	878	$ -	$ 665	$ 676	$ -	$ 676	$ 696
411	A_6400020-M&S Gen Office	Meter and House Regulator Expenses	878	$ -	$ 4,779	$ 4,857	$ -	$ 4,857	$ 4,997
412	A_6400030-M&S Chemicals	Meter and House Regulator Expenses	878	$ -	$ 214	$ 218	$ -	$ 218	$ 224
413	A_6400060-M&S Ops Consum	Meter and House Regulator Expenses	878	$ -	$ 532	$ 540	$ -	$ 540	$ 556
414	A_6400070-M&S Safety	Meter and House Regulator Expenses	878	$ -	$ 14,885	$ 15,126	$ -	$ 15,126	$ 15,565
415	A_6400080-M&S Vehicle Fuel	Meter and House Regulator Expenses	878	$ -	$ 559	$ 568	$ -	$ 568	$ 585
416	A_6400100-M&S OS Purchases	Meter and House Regulator Expenses	878	$ -	$ 68,695	$ 69,810	$ -	$ 69,810	$ 71,834
417	A_6400500-M&S Parts	Meter and House Regulator Expenses	878	$ -	$ 2,761	$ 2,806	$ -	$ 2,806	$ 2,888
418	A_6400505-M&S Part Repairs	Meter and House Regulator Expenses	878	$ -	$ 134	$ 136	$ -	$ 136	$ 140
419	A_6400510-M&S Small Tools	Meter and House Regulator Expenses	878	$ -	$ 23,855	$ 24,243	$ -	$ 24,243	$ 24,945
420	A_6401000-M&S Inven Issue	Meter and House Regulator Expenses	878	$ -	$ 137,437	$ 139,667	$ -	$ 139,667	$ 143,717
421	A_6500010-Transport-Vehicle	Meter and House Regulator Expenses	878	$ -	$ 401	$ 408	$ -	$ 408	$ 419
422	A_6730030-Utilities-Telecom	Meter and House Regulator Expenses	878	$ -	$ 78	$ 79	$ -	$ 79	$ 82
423	A_6730800-Utilities-Other	Meter and House Regulator Expenses	878	$ -	$ 439	$ 447	$ -	$ 447	$ 460
424	A_6790199-Fees-Miscellaneous	Meter and House Regulator Expenses	878	$ -	$ 1,496	$ 1,521	$ -	$ 1,521	$ 1,565
425	A_6790230-Postage Ship Courier	Meter and House Regulator Expenses	878	$ -	$ 402	$ 409	$ -	$ 409	$ 421
426	A_6790320-Fleet Allocation	Meter and House Regulator Expenses	878	$ -	$ 1,197,497	$ 1,216,933	$ -	$ 1,216,933	$ 1,252,217
427	A_6790321-Stores Allocation	Meter and House Regulator Expenses	878	$ -	$ 16,504	$ 16,772	$ -	$ 16,772	$ 17,259
428	A_6790322-Small Tools Alloc	Meter and House Regulator Expenses	878	$ -	$ 8,287	$ 8,421	$ -	$ 8,421	$ 8,665
429	A_6790325-T&I Allocation	Meter and House Regulator Expenses	878	$ -	$ (1,421,138)	$ (1,444,204)	$ -	$ (1,444,204)	$ (1,486,077)
430	A_6010000-1001/A6010000	Customer Installations Expenses	879	$ 111	$ 111	$ -	$ 113	$ 113	$ -
431	A_6010010-1001/R6010000	Customer Installations Expenses	879	$ 14	$ 14	$ -	$ 15	$ 15	$ -
432	A_6010110-Labor Exempt ST	Customer Installations Expenses	879	$ 38,472	$ 38,472	$ -	$ 39,133	$ 39,133	$ -
433	A_6010130-Labor Exempt NonProd	Customer Installations Expenses	879	$ 4,406	$ 4,406	$ -	$ 4,482	$ 4,482	$ -
434	A_6010210-Labor NonExm ST	Customer Installations Expenses	879	$ 186,065	$ 186,065	$ -	$ 189,265	$ 189,265	$ -
435	A_6010220-Labor NonExm OT	Customer Installations Expenses	879	$ 27,725	$ 27,725	$ -	$ 28,201	$ 28,201	$ -
436	A_6010230-Labor NonExm NonProd	Customer Installations Expenses	879	$ 37,233	$ 37,233	$ -	$ 37,873	$ 37,873	$ -
437	A_6010910-Labor OffCycle Bonus	Customer Installations Expenses	879	$ 27	$ 27	$ -	$ 27	$ 27	$ -
438	A_6030010-EE ProfDue Subs Fees	Customer Installations Expenses	879	$ -	$ 157	$ 160	$ -	$ 160	$ 165
439	A_6030040-EE Meals 50% Deduct	Customer Installations Expenses	879	$ -	$ 712	$ 723	$ -	$ 723	$ 744
440	A_6030060-EE Shoes Uniforms	Customer Installations Expenses	879	$ -	$ 2,736	$ 2,780	$ -	$ 2,780	$ 2,861
441	A_6030070-EE Training	Customer Installations Expenses	879	$ -	$ 592	$ 602	$ -	$ 602	$ 620
442	A_6030080-EE Travel Lodging	Customer Installations Expenses	879	$ -	$ 1,005	$ 1,021	$ -	$ 1,021	$ 1,050
443	A_6030091-EE Apprec and Gifts	Customer Installations Expenses	879	$ -	$ 1	$ 1	$ -	$ 1	$ 1
444	A_6030800-EE Miscellaneous	Customer Installations Expenses	879	$ -	$ 1,850	$ 1,880	$ -	$ 1,880	$ 1,935

NMGC Exhibit ECB-5
Page 457 of 596

NEW MEXICO GAS COMPANY, INC.

Operations and Maintenance Summary
Base Period - 12 Months Ending March 31, 2023
Future Test Year - 12 Months Ending September 30, 2025

	A	B	C	AB	AC	AD	AE	AF
3	Description	Account Name	FERC Acct	Total Test Period Separately Forecasted Items	10/31/2024	11/30/2024	12/31/2024	1/31/2025
396	A_6010230-Labor NonExm NonProd	Meter and House Regulator Expenses	878	$ 1,226,198	$ 102,183	$ 102,183	$ 102,183	$ 102,183
397	A_6010910-Labor OffCycle Bonus	Meter and House Regulator Expenses	878	$ 2,890	$ 241	$ 241	$ 241	$ 241
398	A_6030010-EE ProfDue Subs Fees	Meter and House Regulator Expenses	878	$ -	$ 48	$ 48	$ 48	$ 48
399	A_6030040-EE Meals 50% Deduct	Meter and House Regulator Expenses	878	$ -	$ 2,679	$ 2,679	$ 2,679	$ 2,679
400	A_6030050-EE Mileage	Meter and House Regulator Expenses	878	$ -	$ 17	$ 17	$ 17	$ 17
401	A_6030060-EE Shoes Uniforms	Meter and House Regulator Expenses	878	$ -	$ 9,630	$ 9,630	$ 9,630	$ 9,630
402	A_6030070-EE Training	Meter and House Regulator Expenses	878	$ -	$ 1,828	$ 1,828	$ 1,828	$ 1,828
403	A_6030080-EE Travel Lodging	Meter and House Regulator Expenses	878	$ -	$ 3,089	$ 3,089	$ 3,089	$ 3,089
404	A_6030091-EE Apprec and Gifts	Meter and House Regulator Expenses	878	$ -	$ 235	$ 235	$ 235	$ 235
405	A_6030800-EE Miscellaneous	Meter and House Regulator Expenses	878	$ -	$ 1,160	$ 1,160	$ 1,160	$ 1,160
406	A_6100070-Consultants-Mgmt	Meter and House Regulator Expenses	878	$ -	$ 447	$ 447	$ 447	$ 447
407	A_6100080-Consultants-Other	Meter and House Regulator Expenses	878	$ -	$ 388	$ 388	$ 388	$ 388
408	A_6100100-Contractor Services	Meter and House Regulator Expenses	878	$ -	$ 2,208	$ 2,208	$ 2,208	$ 2,208
409	A_6100110-Instrument SvcRepair	Meter and House Regulator Expenses	878	$ -	$ 276	$ 276	$ 276	$ 276
410	A_6100150-Printing	Meter and House Regulator Expenses	878	$ -	$ 58	$ 58	$ 58	$ 58
411	A_6400020-M&S Gen Office	Meter and House Regulator Expenses	878	$ -	$ 416	$ 416	$ 416	$ 416
412	A_6400030-M&S Chemicals	Meter and House Regulator Expenses	878	$ -	$ 19	$ 19	$ 19	$ 19
413	A_6400060-M&S Ops Consum	Meter and House Regulator Expenses	878	$ -	$ 46	$ 46	$ 46	$ 46
414	A_6400070-M&S Safety	Meter and House Regulator Expenses	878	$ -	$ 1,297	$ 1,297	$ 1,297	$ 1,297
415	A_6400080-M&S Vehicle Fuel	Meter and House Regulator Expenses	878	$ -	$ 49	$ 49	$ 49	$ 49
416	A_6400100-M&S OS Purchases	Meter and House Regulator Expenses	878	$ -	$ 5,986	$ 5,986	$ 5,986	$ 5,986
417	A_6400500-M&S Parts	Meter and House Regulator Expenses	878	$ -	$ 241	$ 241	$ 241	$ 241
418	A_6400505-M&S Part Repairs	Meter and House Regulator Expenses	878	$ -	$ 12	$ 12	$ 12	$ 12
419	A_6400510-M&S Small Tools	Meter and House Regulator Expenses	878	$ -	$ 2,079	$ 2,079	$ 2,079	$ 2,079
420	A_6401000-M&S Inven Issue	Meter and House Regulator Expenses	878	$ -	$ 11,976	$ 11,976	$ 11,976	$ 11,976
421	A_6500010-Transport-Vehicle	Meter and House Regulator Expenses	878	$ -	$ 35	$ 35	$ 35	$ 35
422	A_6730030-Utilities-Telecom	Meter and House Regulator Expenses	878	$ -	$ 7	$ 7	$ 7	$ 7
423	A_6730800-Utilities-Other	Meter and House Regulator Expenses	878	$ -	$ 38	$ 38	$ 38	$ 38
424	A_6790199-Fees-Miscellaneous	Meter and House Regulator Expenses	878	$ -	$ 130	$ 130	$ 130	$ 130
425	A_6790230-Postage Ship Courier	Meter and House Regulator Expenses	878	$ -	$ 35	$ 35	$ 35	$ 35
426	A_6790320-Fleet Allocation	Meter and House Regulator Expenses	878	$ -	$ 104,351	$ 104,351	$ 104,351	$ 104,351
427	A_6790321-Stores Allocation	Meter and House Regulator Expenses	878	$ -	$ 1,438	$ 1,438	$ 1,438	$ 1,438
428	A_6790322-Small Tools Alloc	Meter and House Regulator Expenses	878	$ -	$ 722	$ 722	$ 722	$ 722
429	A_6790325-T&I Allocation	Meter and House Regulator Expenses	878	$ -	$ (123,840)	$ (123,840)	$ (123,840)	$ (123,840)
430	A_6010000-1001/A6010000	Customer Installations Expenses	879	$ 125	$ 10	$ 10	$ 10	$ 10
431	A_6010010-1001/R6010000	Customer Installations Expenses	879	$ 16	$ 1	$ 1	$ 1	$ 1
432	A_6010110-Labor Exempt ST	Customer Installations Expenses	879	$ 43,527	$ 3,627	$ 3,627	$ 3,627	$ 3,627
433	A_6010130-Labor Exempt NonProd	Customer Installations Expenses	879	$ 4,985	$ 415	$ 415	$ 415	$ 415
434	A_6010210-Labor NonExm ST	Customer Installations Expenses	879	$ 210,513	$ 17,543	$ 17,543	$ 17,543	$ 17,543
435	A_6010220-Labor NonExm OT	Customer Installations Expenses	879	$ 31,367	$ 2,614	$ 2,614	$ 2,614	$ 2,614
436	A_6010230-Labor NonExm NonProd	Customer Installations Expenses	879	$ 42,125	$ 3,510	$ 3,510	$ 3,510	$ 3,510
437	A_6010910-Labor OffCycle Bonus	Customer Installations Expenses	879	$ 30	$ 3	$ 3	$ 3	$ 3
438	A_6030010-EE ProfDue Subs Fees	Customer Installations Expenses	879	$ -	$ 14	$ 14	$ 14	$ 14
439	A_6030040-EE Meals 50% Deduct	Customer Installations Expenses	879	$ -	$ 62	$ 62	$ 62	$ 62
440	A_6030060-EE Shoes Uniforms	Customer Installations Expenses	879	$ -	$ 238	$ 238	$ 238	$ 238
441	A_6030070-EE Training	Customer Installations Expenses	879	$ -	$ 52	$ 52	$ 52	$ 52
442	A_6030080-EE Travel Lodging	Customer Installations Expenses	879	$ -	$ 88	$ 88	$ 88	$ 88
443	A_6030091-EE Apprec and Gifts	Customer Installations Expenses	879	$ -	$ 0	$ 0	$ 0	$ 0
444	A_6030800-EE Miscellaneous	Customer Installations Expenses	879	$ -	$ 161	$ 161	$ 161	$ 161

NMGC Exhibit ECB-5
Page 458 of 596

NEW MEXICO GAS COMPANY, INC.

Operations and Maintenance Summary
Base Period - 12 Months Ending March 31, 2023
Future Test Year - 12 Months Ending September 30, 2025

	A	B	C	AG	AH	AI	AJ	AK
3	Description	Account Name	FERC Acct	2/28/2025	3/31/2025	4/30/2025	5/31/2025	6/30/2025
396	A_6010230-Labor NonExm NonProd	Meter and House Regulator Expenses	878	$ 102,183	$ 102,183	$ 102,183	$ 102,183	$ 102,183
397	A_6010910-Labor OffCycle Bonus	Meter and House Regulator Expenses	878	$ 241	$ 241	$ 241	$ 241	$ 241
398	A_6030010-EE ProfDue Subs Fees	Meter and House Regulator Expenses	878	$ 48	$ 48	$ 48	$ 48	$ 48
399	A_6030040-EE Meals 50% Deduct	Meter and House Regulator Expenses	878	$ 2,679	$ 2,679	$ 2,679	$ 2,679	$ 2,679
400	A_6030050-EE Mileage	Meter and House Regulator Expenses	878	$ 17	$ 17	$ 17	$ 17	$ 17
401	A_6030060-EE Shoes Uniforms	Meter and House Regulator Expenses	878	$ 9,630	$ 9,630	$ 9,630	$ 9,630	$ 9,630
402	A_6030070-EE Training	Meter and House Regulator Expenses	878	$ 1,828	$ 1,828	$ 1,828	$ 1,828	$ 1,828
403	A_6030080-EE Travel Lodging	Meter and House Regulator Expenses	878	$ 3,089	$ 3,089	$ 3,089	$ 3,089	$ 3,089
404	A_6030091-EE Apprec and Gifts	Meter and House Regulator Expenses	878	$ 235	$ 235	$ 235	$ 235	$ 235
405	A_6030800-EE Miscellaneous	Meter and House Regulator Expenses	878	$ 1,160	$ 1,160	$ 1,160	$ 1,160	$ 1,160
406	A_6100070-Consultants-Mgmt	Meter and House Regulator Expenses	878	$ 447	$ 447	$ 447	$ 447	$ 447
407	A_6100080-Consultants-Other	Meter and House Regulator Expenses	878	$ 388	$ 388	$ 388	$ 388	$ 388
408	A_6100100-Contractor Services	Meter and House Regulator Expenses	878	$ 2,208	$ 2,208	$ 2,208	$ 2,208	$ 2,208
409	A_6100110-Instrument SvcRepair	Meter and House Regulator Expenses	878	$ 276	$ 276	$ 276	$ 276	$ 276
410	A_6100150-Printing	Meter and House Regulator Expenses	878	$ 58	$ 58	$ 58	$ 58	$ 58
411	A_6400020-M&S Gen Office	Meter and House Regulator Expenses	878	$ 416	$ 416	$ 416	$ 416	$ 416
412	A_6400030-M&S Chemicals	Meter and House Regulator Expenses	878	$ 19	$ 19	$ 19	$ 19	$ 19
413	A_6400060-M&S Ops Consum	Meter and House Regulator Expenses	878	$ 46	$ 46	$ 46	$ 46	$ 46
414	A_6400070-M&S Safety	Meter and House Regulator Expenses	878	$ 1,297	$ 1,297	$ 1,297	$ 1,297	$ 1,297
415	A_6400080-M&S Vehicle Fuel	Meter and House Regulator Expenses	878	$ 49	$ 49	$ 49	$ 49	$ 49
416	A_6400100-M&S OS Purchases	Meter and House Regulator Expenses	878	$ 5,986	$ 5,986	$ 5,986	$ 5,986	$ 5,986
417	A_6400500-M&S Parts	Meter and House Regulator Expenses	878	$ 241	$ 241	$ 241	$ 241	$ 241
418	A_6400505-M&S Part Repairs	Meter and House Regulator Expenses	878	$ 12	$ 12	$ 12	$ 12	$ 12
419	A_6400510-M&S Small Tools	Meter and House Regulator Expenses	878	$ 2,079	$ 2,079	$ 2,079	$ 2,079	$ 2,079
420	A_6401000-M&S Inven Issue	Meter and House Regulator Expenses	878	$ 11,976	$ 11,976	$ 11,976	$ 11,976	$ 11,976
421	A_6500010-Transport-Vehicle	Meter and House Regulator Expenses	878	$ 35	$ 35	$ 35	$ 35	$ 35
422	A_6730030-Utilities-Telecom	Meter and House Regulator Expenses	878	$ 7	$ 7	$ 7	$ 7	$ 7
423	A_6730800-Utilities-Other	Meter and House Regulator Expenses	878	$ 38	$ 38	$ 38	$ 38	$ 38
424	A_6790199-Fees-Miscellaneous	Meter and House Regulator Expenses	878	$ 130	$ 130	$ 130	$ 130	$ 130
425	A_6790230-Postage Ship Courier	Meter and House Regulator Expenses	878	$ 35	$ 35	$ 35	$ 35	$ 35
426	A_6790320-Fleet Allocation	Meter and House Regulator Expenses	878	$ 104,351	$ 104,351	$ 104,351	$ 104,351	$ 104,351
427	A_6790321-Stores Allocation	Meter and House Regulator Expenses	878	$ 1,438	$ 1,438	$ 1,438	$ 1,438	$ 1,438
428	A_6790322-Small Tools Alloc	Meter and House Regulator Expenses	878	$ 722	$ 722	$ 722	$ 722	$ 722
429	A_6790325-T&I Allocation	Meter and House Regulator Expenses	878	$ (123,840)	$ (123,840)	$ (123,840)	$ (123,840)	$ (123,840)
430	A_6010000-1001/A6010000	Customer Installations Expenses	879	$ 10	$ 10	$ 10	$ 10	$ 10
431	A_6010010-1001/R6010000	Customer Installations Expenses	879	$ 1	$ 1	$ 1	$ 1	$ 1
432	A_6010110-Labor Exempt ST	Customer Installations Expenses	879	$ 3,627	$ 3,627	$ 3,627	$ 3,627	$ 3,627
433	A_6010130-Labor Exempt NonProd	Customer Installations Expenses	879	$ 415	$ 415	$ 415	$ 415	$ 415
434	A_6010210-Labor NonExm ST	Customer Installations Expenses	879	$ 17,543	$ 17,543	$ 17,543	$ 17,543	$ 17,543
435	A_6010220-Labor NonExm OT	Customer Installations Expenses	879	$ 2,614	$ 2,614	$ 2,614	$ 2,614	$ 2,614
436	A_6010230-Labor NonExm NonProd	Customer Installations Expenses	879	$ 3,510	$ 3,510	$ 3,510	$ 3,510	$ 3,510
437	A_6010910-Labor OffCycle Bonus	Customer Installations Expenses	879	$ 3	$ 3	$ 3	$ 3	$ 3
438	A_6030010-EE ProfDue Subs Fees	Customer Installations Expenses	879	$ 14	$ 14	$ 14	$ 14	$ 14
439	A_6030040-EE Meals 50% Deduct	Customer Installations Expenses	879	$ 62	$ 62	$ 62	$ 62	$ 62
440	A_6030060-EE Shoes Uniforms	Customer Installations Expenses	879	$ 238	$ 238	$ 238	$ 238	$ 238
441	A_6030070-EE Training	Customer Installations Expenses	879	$ 52	$ 52	$ 52	$ 52	$ 52
442	A_6030080-EE Travel Lodging	Customer Installations Expenses	879	$ 88	$ 88	$ 88	$ 88	$ 88
443	A_6030091-EE Apprec and Gifts	Customer Installations Expenses	879	$ 0	$ 0	$ 0	$ 0	$ 0
444	A_6030800-EE Miscellaneous	Customer Installations Expenses	879	$ 161	$ 161	$ 161	$ 161	$ 161

NMGC Exhibit ECB-5
Page 459 of 596

Sponsored by NMGC Witness Erik C. Buchanan

630 Schedule H-1.3 Test Period

NEW MEXICO GAS COMPANY, INC.

Operations and Maintenance Summary
Base Period - 12 Months Ending March 31, 2023
Future Test Year - 12 Months Ending September 30, 2025

	A	B	C	AL	AM	AN	AO
3	Description	Account Name	FERC Acct	7/31/2025	8/31/2025	9/30/2025	Future Test Year Ending 9/30/2025
396	A_6010230-Labor NonExm NonProd	Meter and House Regulator Expenses	878	$ 102,183	$ 102,183	$ 102,183	$ 1,226,198
397	A_6010910-Labor OffCycle Bonus	Meter and House Regulator Expenses	878	$ 241	$ 241	$ 241	$ 2,890
398	A_6030010-EE ProfDue Subs Fees	Meter and House Regulator Expenses	878	$ 48	$ 48	$ 48	$ 578
399	A_6030040-EE Meals 50% Deduct	Meter and House Regulator Expenses	878	$ 2,679	$ 2,679	$ 2,679	$ 32,149
400	A_6030050-EE Mileage	Meter and House Regulator Expenses	878	$ 17	$ 17	$ 17	$ 204
401	A_6030060-EE Shoes Uniforms	Meter and House Regulator Expenses	878	$ 9,630	$ 9,630	$ 9,630	$ 115,556
402	A_6030070-EE Training	Meter and House Regulator Expenses	878	$ 1,828	$ 1,828	$ 1,828	$ 21,937
403	A_6030080-EE Travel Lodging	Meter and House Regulator Expenses	878	$ 3,089	$ 3,089	$ 3,089	$ 37,068
404	A_6030091-EE Apprec and Gifts	Meter and House Regulator Expenses	878	$ 235	$ 235	$ 235	$ 2,821
405	A_6030800-EE Miscellaneous	Meter and House Regulator Expenses	878	$ 1,160	$ 1,160	$ 1,160	$ 13,916
406	A_6100070-Consultants-Mgmt	Meter and House Regulator Expenses	878	$ 447	$ 447	$ 447	$ 5,363
407	A_6100080-Consultants-Other	Meter and House Regulator Expenses	878	$ 388	$ 388	$ 388	$ 4,650
408	A_6100100-Contractor Services	Meter and House Regulator Expenses	878	$ 2,208	$ 2,208	$ 2,208	$ 26,500
409	A_6100110-Instrument SvcRepair	Meter and House Regulator Expenses	878	$ 276	$ 276	$ 276	$ 3,311
410	A_6100150-Printing	Meter and House Regulator Expenses	878	$ 58	$ 58	$ 58	$ 696
411	A_6400020-M&S Gen Office	Meter and House Regulator Expenses	878	$ 416	$ 416	$ 416	$ 4,997
412	A_6400030-M&S Chemicals	Meter and House Regulator Expenses	878	$ 19	$ 19	$ 19	$ 224
413	A_6400060-M&S Ops Consum	Meter and House Regulator Expenses	878	$ 46	$ 46	$ 46	$ 556
414	A_6400070-M&S Safety	Meter and House Regulator Expenses	878	$ 1,297	$ 1,297	$ 1,297	$ 15,565
415	A_6400080-M&S Vehicle Fuel	Meter and House Regulator Expenses	878	$ 49	$ 49	$ 49	$ 585
416	A_6400100-M&S OS Purchases	Meter and House Regulator Expenses	878	$ 5,986	$ 5,986	$ 5,986	$ 71,834
417	A_6400500-M&S Parts	Meter and House Regulator Expenses	878	$ 241	$ 241	$ 241	$ 2,888
418	A_6400505-M&S Part Repairs	Meter and House Regulator Expenses	878	$ 12	$ 12	$ 12	$ 140
419	A_6400510-M&S Small Tools	Meter and House Regulator Expenses	878	$ 2,079	$ 2,079	$ 2,079	$ 24,945
420	A_6401000-M&S Inven Issue	Meter and House Regulator Expenses	878	$ 11,976	$ 11,976	$ 11,976	$ 143,717
421	A_6500010-Transport-Vehicle	Meter and House Regulator Expenses	878	$ 35	$ 35	$ 35	$ 419
422	A_6730030-Utilities-Telecom	Meter and House Regulator Expenses	878	$ 7	$ 7	$ 7	$ 82
423	A_6730800-Utilities-Other	Meter and House Regulator Expenses	878	$ 38	$ 38	$ 38	$ 460
424	A_6790199-Fees-Miscellaneous	Meter and House Regulator Expenses	878	$ 130	$ 130	$ 130	$ 1,565
425	A_6790230-Postage Ship Courier	Meter and House Regulator Expenses	878	$ 35	$ 35	$ 35	$ 421
426	A_6790320-Fleet Allocation	Meter and House Regulator Expenses	878	$ 104,351	$ 104,351	$ 104,351	$ 1,252,217
427	A_6790321-Stores Allocation	Meter and House Regulator Expenses	878	$ 1,438	$ 1,438	$ 1,438	$ 17,259
428	A_6790322-Small Tools Alloc	Meter and House Regulator Expenses	878	$ 722	$ 722	$ 722	$ 8,665
429	A_6790325-T&I Allocation	Meter and House Regulator Expenses	878	$ (123,840)	$ (123,840)	$ (123,840)	$ (1,486,077)
430	A_6010000-1001/A6010000	Customer Installations Expenses	879	$ 10	$ 10	$ 10	$ 125
431	A_6010010-1001/R6010000	Customer Installations Expenses	879	$ 1	$ 1	$ 1	$ 16
432	A_6010110-Labor Exempt ST	Customer Installations Expenses	879	$ 3,627	$ 3,627	$ 3,627	$ 43,527
433	A_6010130-Labor Exempt NonProd	Customer Installations Expenses	879	$ 415	$ 415	$ 415	$ 4,985
434	A_6010210-Labor NonExm ST	Customer Installations Expenses	879	$ 17,543	$ 17,543	$ 17,543	$ 210,513
435	A_6010220-Labor NonExm OT	Customer Installations Expenses	879	$ 2,614	$ 2,614	$ 2,614	$ 31,367
436	A_6010230-Labor NonExm NonProd	Customer Installations Expenses	879	$ 3,510	$ 3,510	$ 3,510	$ 42,125
437	A_6010910-Labor OffCycle Bonus	Customer Installations Expenses	879	$ 3	$ 3	$ 3	$ 30
438	A_6030010-EE ProfDue Subs Fees	Customer Installations Expenses	879	$ 14	$ 14	$ 14	$ 165
439	A_6030040-EE Meals 50% Deduct	Customer Installations Expenses	879	$ 62	$ 62	$ 62	$ 744
440	A_6030060-EE Shoes Uniforms	Customer Installations Expenses	879	$ 238	$ 238	$ 238	$ 2,861
441	A_6030070-EE Training	Customer Installations Expenses	879	$ 52	$ 52	$ 52	$ 620
442	A_6030080-EE Travel Lodging	Customer Installations Expenses	879	$ 88	$ 88	$ 88	$ 1,050
443	A_6030091-EE Apprec and Gifts	Customer Installations Expenses	879	$ 0	$ 0	$ 0	$ 1
444	A_6030800-EE Miscellaneous	Customer Installations Expenses	879	$ 161	$ 161	$ 161	$ 1,935

NMGC Exhibit ECB-5
Page 460 of 596

NEW MEXICO GAS COMPANY, INC.

Operations and Maintenance Summary
Base Period - 12 Months Ending March 31, 2023
Future Test Year - 12 Months Ending September 30, 2025

	A	B	C	D	E	F	G	H	I
3	Description	Account Name	FERC Acct	4/30/2022	5/31/2022	6/30/2022	7/31/2022	8/31/2022	9/30/2022
445	A_6100070-Consultants-Mgmt	Customer Installations Expenses	879	$ 1	$ -	$ -	$ -	$ -	$ -
446	A_6400020-M&S Gen Office	Customer Installations Expenses	879	$ -	$ 7	$ -	$ -	$ -	$ -
447	A_6400070-M&S Safety	Customer Installations Expenses	879	$ -	$ -	$ -	$ -	$ -	$ -
448	A_6400100-M&S OS Purchases	Customer Installations Expenses	879	$ 658	$ -	$ 22	$ -	$ 40	$ 89
449	A_6400500-M&S Parts	Customer Installations Expenses	879	$ -	$ -	$ 89	$ -	$ -	$ -
450	A_6400510-M&S Small Tools	Customer Installations Expenses	879	$ -	$ -	$ -	$ 59	$ 10	$ -
451	A_6401000-M&S Inven Issue	Customer Installations Expenses	879	$ -	$ -	$ -	$ -	$ -	$ -
452	A_6500010-Transport-Vehicle	Customer Installations Expenses	879	$ -	$ 100	$ -	$ -	$ -	$ -
453	A_6730030-Utilities-Telecom	Customer Installations Expenses	879	$ 110	$ -	$ 87	$ -	$ -	$ -
454	A_6730800-Utilities-Other	Customer Installations Expenses	879	$ -	$ -	$ -	$ -	$ -	$ -
455	A_6790230-Postage Ship Courier	Customer Installations Expenses	879	$ 8	$ -	$ 21	$ -	$ -	$ -
456	A_6790320-Fleet Allocation	Customer Installations Expenses	879	$ 2,754	$ 3,697	$ 2,394	$ 3,469	$ 3,370	$ 3,504
457	A_6790321-Stores Allocation	Customer Installations Expenses	879	$ 45	$ -	$ 2	$ -	$ 3	$ 4
458	A_6790322-Small Tools Alloc	Customer Installations Expenses	879	$ 22	$ -	$ 1	$ -	$ 2	$ 1
459	A_6010000-1001/A6010000	Other Expenses	880	$ (1,466)	$ 1	$ 96	$ 0	$ 0	$ 913
460	A_6010010-1001/R6010000	Other Expenses	880	$ 2	$ -	$ -	$ -	$ 32	$ -
461	A_6010110-Labor Exempt ST	Other Expenses	880	$ 94,026	$ 134,613	$ 117,190	$ 122,196	$ 124,156	$ 124,183
462	A_6010130-Labor Exempt NonProd	Other Expenses	880	$ 11,698	$ 5,526	$ 33,063	$ 17,888	$ 25,792	$ 16,676
463	A_6010210-Labor NonExm ST	Other Expenses	880	$ 57,071	$ 58,496	$ 54,849	$ 61,753	$ 79,542	$ 51,237
464	A_6010220-Labor NonExm OT	Other Expenses	880	$ 12,940	$ 13,248	$ 14,477	$ 16,205	$ 20,051	$ 13,132
465	A_6010230-Labor NonExm NonProd	Other Expenses	880	$ 12,164	$ 6,232	$ 11,217	$ 13,153	$ 10,857	$ 14,561
466	A_6010910-Labor OffCycle Bonus	Other Expenses	880	$ 20	$ -	$ -	$ 14	$ -	$ -
467	A_6030010-EE ProfDue Subs Fees	Other Expenses	880	$ 433	$ 3,497	$ 108	$ 2,905	$ 1,434	$ 5,620
468	A_6030040-EE Meals 50% Deduct	Other Expenses	880	$ 7,167	$ 6,719	$ 6,652	$ 5,319	$ 14,593	$ 8,025
469	A_6030050-EE Mileage	Other Expenses	880	$ 244	$ 56	$ 255	$ -	$ 180	$ 284
470	A_6030060-EE Shoes Uniforms	Other Expenses	880	$ 65	$ 2,460	$ 2,146	$ 332	$ 705	$ 13
471	A_6030070-EE Training	Other Expenses	880	$ 107	$ 3,495	$ 338	$ 1,275	$ 1,393	$ 385
472	A_6030080-EE Travel Lodging	Other Expenses	880	$ 9,997	$ 7,550	$ 7,785	$ 4,225	$ 23,969	$ 22,427
473	A_6030091-EE Apprec and Gifts	Other Expenses	880	$ -	$ 2	$ -	$ -	$ 7	$ -
474	A_6030800-EE Miscellaneous	Other Expenses	880	$ 1,889	$ 2,341	$ 1,344	$ 1,082	$ 10,163	$ 1,230
475	A_6100010-Advertising	Other Expenses	880	$ -	$ -	$ -	$ -	$ -	$ -
476	A_6100040-Consultants-Engineer	Other Expenses	880	$ 9,289	$ -	$ -	$ -	$ -	$ -
477	A_6100070-Consultants-Mgmt	Other Expenses	880	$ 12	$ -	$ -	$ -	$ -	$ -
478	A_6100080-Consultants-Other	Other Expenses	880	$ 3,215	$ 37,116	$ 14,283	$ 15,682	$ 48,165	$ 6,950
479	A_6100100-Contractor Services	Other Expenses	880	$ 9,599	$ 29,785	$ 14,521	$ 33,190	$ 21,308	$ 14,951
480	A_6100110-Instrument SvcRepair	Other Expenses	880	$ 1,679	$ -	$ -	$ -	$ -	$ -
481	A_6100120-Tool Service/Repair	Other Expenses	880	$ -	$ -	$ -	$ -	$ -	$ 13,573
482	A_6100150-Printing	Other Expenses	880	$ 1,701	$ 264	$ -	$ -	$ -	$ -
483	A_6100190-Software Maintenance	Other Expenses	880	$ -	$ -	$ -	$ -	$ 3,762	$ -
484	A_6400010-M&S FurnOffEquip	Other Expenses	880	$ 132	$ -	$ 1,165	$ -	$ 933	$ 466
485	A_6400020-M&S Gen Office	Other Expenses	880	$ 4,230	$ 9,520	$ 5,127	$ 2,494	$ 7,222	$ 7,598
486	A_6400030-M&S Chemicals	Other Expenses	880	$ -	$ -	$ -	$ 893	$ 188	$ -
487	A_6400060-M&S Ops Consum	Other Expenses	880	$ 259	$ 1,012	$ 1,377	$ 187	$ 7,010	$ 1,621
488	A_6400070-M&S Safety	Other Expenses	880	$ 1,383	$ 1,918	$ 914	$ 861	$ 1,071	$ 1,516
489	A_6400080-M&S Vehicle Fuel	Other Expenses	880	$ -	$ 67	$ 128	$ -	$ -	$ 30
490	A_6400100-M&S OS Purchases	Other Expenses	880	$ 5,037	$ 10,999	$ 5,572	$ 2,542	$ 4,745	$ 18,916
491	A_6400500-M&S Parts	Other Expenses	880	$ 1,193	$ 45	$ 668	$ 76	$ 1,190	$ 1,818
492	A_6400510-M&S Small Tools	Other Expenses	880	$ 3,141	$ 8,507	$ 2,649	$ 3,859	$ 3,911	$ 6,370
493	A_6401000-M&S Inven Issue	Other Expenses	880	$ 1,431	$ 2,324	$ 12,093	$ 10,030	$ 4,112	$ 3,775

NMGC Exhibit ECB-5
Page 461 of 596

NEW MEXICO GAS COMPANY, INC.

Operations and Maintenance Summary
Base Period - 12 Months Ending March 31, 2023
Future Test Year - 12 Months Ending September 30, 2025

	A	B	C	J	K	L	M	N	O
3	Description	Account Name	FERC Acct	10/31/2022	11/30/2022	12/31/2022	1/31/2023	2/28/2023	3/31/2023
445	A_6100070-Consultants-Mgmt	Customer Installations Expenses	879	$ -	$ 98	$ 73	$ -	$ -	$ -
446	A_6400020-M&S Gen Office	Customer Installations Expenses	879	$ -	$ 325	$ 152	$ -	$ 749	$ -
447	A_6400070-M&S Safety	Customer Installations Expenses	879	$ 145	$ -	$ -	$ -	$ -	$ -
448	A_6400100-M&S OS Purchases	Customer Installations Expenses	879	$ -	$ -	$ 80	$ 348	$ 94	$ 51
449	A_6400500-M&S Parts	Customer Installations Expenses	879	$ -	$ -	$ -	$ -	$ 37	$ 38
450	A_6400510-M&S Small Tools	Customer Installations Expenses	879	$ 15	$ -	$ -	$ -	$ 484	$ -
451	A_6401000-M&S Inven Issue	Customer Installations Expenses	879	$ -	$ -	$ -	$ -	$ -	$ 763
452	A_6500010-Transport-Vehicle	Customer Installations Expenses	879	$ -	$ -	$ -	$ -	$ -	$ -
453	A_6730030-Utilities-Telecom	Customer Installations Expenses	879	$ -	$ -	$ -	$ -	$ -	$ -
454	A_6730800-Utilities-Other	Customer Installations Expenses	879	$ -	$ -	$ -	$ -	$ -	$ 27
455	A_6790230-Postage Ship Courier	Customer Installations Expenses	879	$ -	$ -	$ -	$ 53	$ -	$ 17
456	A_6790320-Fleet Allocation	Customer Installations Expenses	879	$ 2,384	$ 2,857	$ 3,198	$ 3,145	$ 3,186	$ 5,111
457	A_6790321-Stores Allocation	Customer Installations Expenses	879	$ -	$ -	$ 7	$ 42	$ 4	$ 49
458	A_6790322-Small Tools Alloc	Customer Installations Expenses	879	$ -	$ -	$ 2	$ 27	$ 7	$ 17
459	A_6010000-1001/A6010000	Other Expenses	880	$ 780	$ 59	$ 84	$ 6	$ 534	$ (11,754)
460	A_6010010-1001/R6010000	Other Expenses	880	$ 26	$ -	$ 1	$ -	$ 3	$ -
461	A_6010110-Labor Exempt ST	Other Expenses	880	$ 132,392	$ 131,041	$ 80,890	$ 104,105	$ 114,848	$ 128,292
462	A_6010130-Labor Exempt NonProd	Other Expenses	880	$ 18,199	$ 18,065	$ 52,678	$ 38,005	$ 14,939	$ 24,166
463	A_6010210-Labor NonExm ST	Other Expenses	880	$ 67,424	$ 59,958	$ 39,313	$ 42,429	$ 56,737	$ 64,395
464	A_6010220-Labor NonExm OT	Other Expenses	880	$ 21,176	$ 16,444	$ 11,698	$ 11,055	$ 14,438	$ 13,721
465	A_6010230-Labor NonExm NonProd	Other Expenses	880	$ 7,706	$ 12,848	$ 18,201	$ 14,740	$ 4,544	$ 10,011
466	A_6010910-Labor OffCycle Bonus	Other Expenses	880	$ 22	$ -	$ -	$ 2,120	$ -	$ -
467	A_6030010-EE ProfDue Subs Fees	Other Expenses	880	$ 2,101	$ 287	$ 85	$ 4,602	$ 1,431	$ -
468	A_6030040-EE Meals 50% Deduct	Other Expenses	880	$ 15,040	$ 6,823	$ 21,285	$ 8,279	$ 5,603	$ 12,544
469	A_6030050-EE Mileage	Other Expenses	880	$ -	$ -	$ -	$ 70	$ -	$ -
470	A_6030060-EE Shoes Uniforms	Other Expenses	880	$ 122	$ 103	$ -	$ 13,675	$ 404	$ 83
471	A_6030070-EE Training	Other Expenses	880	$ 8,891	$ 1,215	$ 607	$ 2,083	$ 1,158	$ 1,479
472	A_6030080-EE Travel Lodging	Other Expenses	880	$ 16,672	$ 14,019	$ 24,328	$ 1,805	$ 5,587	$ 20,604
473	A_6030091-EE Apprec and Gifts	Other Expenses	880	$ -	$ -	$ -	$ -	$ -	$ -
474	A_6030800-EE Miscellaneous	Other Expenses	880	$ 4,620	$ 2,148	$ 6,501	$ 421	$ 2,342	$ 3,172
475	A_6100010-Advertising	Other Expenses	880	$ -	$ -	$ -	$ 5,223	$ -	$ 178
476	A_6100040-Consultants-Engineer	Other Expenses	880	$ -	$ -	$ -	$ -	$ -	$ -
477	A_6100070-Consultants-Mgmt	Other Expenses	880	$ -	$ 830	$ 550	$ -	$ -	$ -
478	A_6100080-Consultants-Other	Other Expenses	880	$ 3,725	$ 64,183	$ 2,373	$ 402	$ 317	$ 94,462
479	A_6100100-Contractor Services	Other Expenses	880	$ 16,545	$ 43,484	$ 10,589	$ 7,189	$ (7,088)	$ 17,866
480	A_6100110-Instrument SvcRepair	Other Expenses	880	$ -	$ 353	$ 0	$ -	$ -	$ -
481	A_6100120-Tool Service/Repair	Other Expenses	880	$ 621	$ 338	$ -	$ -	$ 4,321	$ 6,130
482	A_6100150-Printing	Other Expenses	880	$ 241	$ 3,052	$ -	$ 172	$ 3,227	$ 66
483	A_6100190-Software Maintenance	Other Expenses	880	$ -	$ -	$ -	$ -	$ -	$ -
484	A_6400010-M&S FurnOffEquip	Other Expenses	880	$ 1,519	$ 930	$ 1,407	$ 4,096	$ (292)	$ 2,490
485	A_6400020-M&S Gen Office	Other Expenses	880	$ 4,628	$ 6,847	$ 8,295	$ 8,067	$ 4,462	$ 5,758
486	A_6400030-M&S Chemicals	Other Expenses	880	$ -	$ -	$ -	$ -	$ -	$ -
487	A_6400060-M&S Ops Consum	Other Expenses	880	$ 930	$ 9,877	$ 1,809	$ (1,464)	$ (0)	$ 348
488	A_6400070-M&S Safety	Other Expenses	880	$ 1,656	$ 832	$ 6,497	$ 1,800	$ 1,268	$ 4,706
489	A_6400080-M&S Vehicle Fuel	Other Expenses	880	$ 17	$ -	$ -	$ -	$ 20	$ -
490	A_6400100-M&S OS Purchases	Other Expenses	880	$ (8,803)	$ 1,955	$ 5,594	$ 9,650	$ 6,012	$ 10,347
491	A_6400500-M&S Parts	Other Expenses	880	$ 555	$ 649	$ 360	$ 323	$ 190	$ 52
492	A_6400510-M&S Small Tools	Other Expenses	880	$ 8,126	$ 3,341	$ 2,705	$ 4,848	$ 6,164	$ 8,799
493	A_6401000-M&S Inven Issue	Other Expenses	880	$ 15,060	$ (3,559)	$ 2,716	$ 3,853	$ 32,901	$ 21,419

NMGC Exhibit ECB-5
Page 462 of 596

NEW MEXICO GAS COMPANY, INC.

Operations and Maintenance Summary
Base Period - 12 Months Ending March 31, 2023
Future Test Year - 12 Months Ending September 30, 2025

	A	B	C	P	Q	R	S	T	U
3	Description	Account Name	FERC Acct	Total Company Unadjusted Base Period Ending 3/31/2023	Base Period Adjustments	Adjusted Base Period	Removal of Separately Forecasted Items (To be added back Later)	Remaining Base Period O&M to be Escalated	Escalated Linkage 1 - Results of Pure Escalation of 3.93%
445	A_6100070-Consultants-Mgmt	Customer Installations Expenses	879	$ 172	$ -	$ 172	$ -	$ 172	$ 179
446	A_6400020-M&S Gen Office	Customer Installations Expenses	879	$ 1,234	$ -	$ 1,234	$ -	$ 1,234	$ 1,282
447	A_6400070-M&S Safety	Customer Installations Expenses	879	$ 145	$ -	$ 145	$ -	$ 145	$ 151
448	A_6400100-M&S OS Purchases	Customer Installations Expenses	879	$ 1,381	$ -	$ 1,381	$ -	$ 1,381	$ 1,436
449	A_6400500-M&S Parts	Customer Installations Expenses	879	$ 164	$ -	$ 164	$ -	$ 164	$ 170
450	A_6400510-M&S Small Tools	Customer Installations Expenses	879	$ 568	$ -	$ 568	$ -	$ 568	$ 590
451	A_6401000-M&S Inven Issue	Customer Installations Expenses	879	$ 763	$ -	$ 763	$ -	$ 763	$ 793
452	A_6500010-Transport-Vehicle	Customer Installations Expenses	879	$ 100	$ -	$ 100	$ -	$ 100	$ 104
453	A_6730030-Utilities-Telecom	Customer Installations Expenses	879	$ 197	$ -	$ 197	$ -	$ 197	$ 205
454	A_6730800-Utilities-Other	Customer Installations Expenses	879	$ 27	$ -	$ 27	$ -	$ 27	$ 28
455	A_6790230-Postage Ship Courier	Customer Installations Expenses	879	$ 99	$ -	$ 99	$ -	$ 99	$ 103
456	A_6790320-Fleet Allocation	Customer Installations Expenses	879	$ 39,068	$ -	$ 39,068	$ -	$ 39,068	$ 40,604
457	A_6790321-Stores Allocation	Customer Installations Expenses	879	$ 157	$ -	$ 157	$ -	$ 157	$ 163
458	A_6790322-Small Tools Alloc	Customer Installations Expenses	879	$ 78	$ -	$ 78	$ -	$ 78	$ 81
459	A_6010000-1001/A6010000	Other Expenses	880	$ (10,747)	$ (591)	$ (11,338)	$ 11,338	$ -	$ -
460	A_6010010-1001/R6010000	Other Expenses	880	$ 65	$ 4	$ 68	$ (68)	$ -	$ -
461	A_6010110-Labor Exempt ST	Other Expenses	880	$ 1,407,930	$ 189,931	$ 1,597,861	$ (1,597,861)	$ -	$ -
462	A_6010130-Labor Exempt NonProd	Other Expenses	880	$ 276,694	$ 15,214	$ 291,908	$ (291,908)	$ -	$ -
463	A_6010210-Labor NonExm ST	Other Expenses	880	$ 693,204	$ 93,514	$ 786,718	$ (786,718)	$ -	$ -
464	A_6010220-Labor NonExm OT	Other Expenses	880	$ 178,585	$ (28,512)	$ 150,074	$ (150,074)	$ -	$ -
465	A_6010230-Labor NonExm NonProd	Other Expenses	880	$ 136,235	$ 7,491	$ 143,726	$ (143,726)	$ -	$ -
466	A_6010910-Labor OffCycle Bonus	Other Expenses	880	$ 2,177	$ 120	$ 2,297	$ (2,297)	$ -	$ -
467	A_6030010-EE ProfDue Subs Fees	Other Expenses	880	$ 22,504	$ -	$ 22,504	$ -	$ 22,504	$ 23,388
468	A_6030040-EE Meals 50% Deduct	Other Expenses	880	$ 118,047	$ -	$ 118,047	$ -	$ 118,047	$ 122,689
469	A_6030050-EE Mileage	Other Expenses	880	$ 1,088	$ -	$ 1,088	$ -	$ 1,088	$ 1,131
470	A_6030060-EE Shoes Uniforms	Other Expenses	880	$ 20,108	$ -	$ 20,108	$ -	$ 20,108	$ 20,899
471	A_6030070-EE Training	Other Expenses	880	$ 22,426	$ -	$ 22,426	$ -	$ 22,426	$ 23,308
472	A_6030080-EE Travel Lodging	Other Expenses	880	$ 158,967	$ -	$ 158,967	$ -	$ 158,967	$ 165,218
473	A_6030091-EE Apprec and Gifts	Other Expenses	880	$ 9	$ -	$ 9	$ -	$ 9	$ 10
474	A_6030800-EE Miscellaneous	Other Expenses	880	$ 37,253	$ -	$ 37,253	$ -	$ 37,253	$ 38,718
475	A_6100010-Advertising	Other Expenses	880	$ 5,401	$ -	$ 5,401	$ -	$ 5,401	$ 5,613
476	A_6100040-Consultants-Engineer	Other Expenses	880	$ 9,289	$ -	$ 9,289	$ -	$ 9,289	$ 9,655
477	A_6100070-Consultants-Mgmt	Other Expenses	880	$ 1,392	$ -	$ 1,392	$ -	$ 1,392	$ 1,446
478	A_6100080-Consultants-Other	Other Expenses	880	$ 290,871	$ -	$ 290,871	$ -	$ 290,871	$ 302,309
479	A_6100100-Contractor Services	Other Expenses	880	$ 211,941	$ -	$ 211,941	$ -	$ 211,941	$ 220,275
480	A_6100110-Instrument SvcRepair	Other Expenses	880	$ 2,032	$ -	$ 2,032	$ -	$ 2,032	$ 2,112
481	A_6100120-Tool Service/Repair	Other Expenses	880	$ 24,983	$ -	$ 24,983	$ -	$ 24,983	$ 25,965
482	A_6100150-Printing	Other Expenses	880	$ 8,723	$ -	$ 8,723	$ -	$ 8,723	$ 9,066
483	A_6100190-Software Maintenance	Other Expenses	880	$ 3,762	$ -	$ 3,762	$ -	$ 3,762	$ 3,910
484	A_6400010-M&S FurnOffEquip	Other Expenses	880	$ 12,845	$ -	$ 12,845	$ -	$ 12,845	$ 13,350
485	A_6400020-M&S Gen Office	Other Expenses	880	$ 74,249	$ -	$ 74,249	$ -	$ 74,249	$ 77,169
486	A_6400030-M&S Chemicals	Other Expenses	880	$ 1,082	$ -	$ 1,082	$ -	$ 1,082	$ 1,124
487	A_6400060-M&S Ops Consum	Other Expenses	880	$ 22,966	$ -	$ 22,966	$ -	$ 22,966	$ 23,869
488	A_6400070-M&S Safety	Other Expenses	880	$ 24,424	$ -	$ 24,424	$ -	$ 24,424	$ 25,384
489	A_6400080-M&S Vehicle Fuel	Other Expenses	880	$ 262	$ -	$ 262	$ -	$ 262	$ 272
490	A_6400100-M&S OS Purchases	Other Expenses	880	$ 72,566	$ -	$ 72,566	$ -	$ 72,566	$ 75,419
491	A_6400500-M&S Parts	Other Expenses	880	$ 7,119	$ -	$ 7,119	$ -	$ 7,119	$ 7,399
492	A_6400510-M&S Small Tools	Other Expenses	880	$ 62,421	$ -	$ 62,421	$ -	$ 62,421	$ 64,876
493	A_6401000-M&S Inven Issue	Other Expenses	880	$ 106,157	$ -	$ 106,157	$ -	$ 106,157	$ 110,331

NMGC Exhibit ECB-5
Page 463 of 596

Sponsored by NMGC Witness Erik C. Buchanan

630 Schedule H-1.3 Test Period

NEW MEXICO GAS COMPANY, INC.

Operations and Maintenance Summary
Base Period - 12 Months Ending March 31, 2023
Future Test Year - 12 Months Ending September 30, 2025

	A	B	C	V	W	X	Y	Z	AA
3	Description	Account Name	FERC Acct	Total Linkage 1 Period Separately Forecasted Items	Linkage 1 Ending 3/31/2024	Escalated Linkage 2 - Results of Pure Escalation of 1.62%	Total Linkage 2 Period Separately Forecasted Items	Linkage 2 Ending 9/30/2024	Escalated Test Year - Results of Pure Escalation of 2.90%
445	A_6100070-Consultants-Mgmt	Customer Installations Expenses	879	$ -	$ 179	$ 182	$ -	$ 182	$ 187
446	A_6400020-M&S Gen Office	Customer Installations Expenses	879	$ -	$ 1,282	$ 1,303	$ -	$ 1,303	$ 1,341
447	A_6400070-M&S Safety	Customer Installations Expenses	879	$ -	$ 151	$ 153	$ -	$ 153	$ 157
448	A_6400100-M&S OS Purchases	Customer Installations Expenses	879	$ -	$ 1,436	$ 1,459	$ -	$ 1,459	$ 1,501
449	A_6400500-M&S Parts	Customer Installations Expenses	879	$ -	$ 170	$ 173	$ -	$ 173	$ 178
450	A_6400510-M&S Small Tools	Customer Installations Expenses	879	$ -	$ 590	$ 600	$ -	$ 600	$ 617
451	A_6401000-M&S Inven Issue	Customer Installations Expenses	879	$ -	$ 793	$ 806	$ -	$ 806	$ 829
452	A_6500010-Transport-Vehicle	Customer Installations Expenses	879	$ -	$ 104	$ 106	$ -	$ 106	$ 109
453	A_6730030-Utilities-Telecom	Customer Installations Expenses	879	$ -	$ 205	$ 208	$ -	$ 208	$ 214
454	A_6730800-Utilities-Other	Customer Installations Expenses	879	$ -	$ 28	$ 29	$ -	$ 29	$ 29
455	A_6790230-Postage Ship Courier	Customer Installations Expenses	879	$ -	$ 103	$ 104	$ -	$ 104	$ 107
456	A_6790320-Fleet Allocation	Customer Installations Expenses	879	$ -	$ 40,604	$ 41,263	$ -	$ 41,263	$ 42,460
457	A_6790321-Stores Allocation	Customer Installations Expenses	879	$ -	$ 163	$ 166	$ -	$ 166	$ 171
458	A_6790322-Small Tools Alloc	Customer Installations Expenses	879	$ -	$ 81	$ 82	$ -	$ 82	$ 84
459	A_6010000-1001/A6010000	Other Expenses	880	$ (11,536)	$ (11,536)	$ -	$ (11,735)	$ (11,735)	$ -
460	A_6010010-1001/R6010000	Other Expenses	880	$ 69	$ 69	$ -	$ 71	$ 71	$ -
461	A_6010110-Labor Exempt ST	Other Expenses	880	$ 1,625,824	$ 1,625,824	$ -	$ 1,653,787	$ 1,653,787	$ -
462	A_6010130-Labor Exempt NonProd	Other Expenses	880	$ 297,016	$ 297,016	$ -	$ 302,124	$ 302,124	$ -
463	A_6010210-Labor NonExm ST	Other Expenses	880	$ 800,486	$ 800,486	$ -	$ 814,253	$ 814,253	$ -
464	A_6010220-Labor NonExm OT	Other Expenses	880	$ 152,700	$ 152,700	$ -	$ 155,326	$ 155,326	$ -
465	A_6010230-Labor NonExm NonProd	Other Expenses	880	$ 146,242	$ 146,242	$ -	$ 148,757	$ 148,757	$ -
466	A_6010910-Labor OffCycle Bonus	Other Expenses	880	$ 2,337	$ 2,337	$ -	$ 2,377	$ 2,377	$ -
467	A_6030010-EE ProfDue Subs Fees	Other Expenses	880	$ -	$ 23,388	$ 23,768	$ -	$ 23,768	$ 24,457
468	A_6030040-EE Meals 50% Deduct	Other Expenses	880	$ -	$ 122,689	$ 124,680	$ -	$ 124,680	$ 128,295
469	A_6030050-EE Mileage	Other Expenses	880	$ -	$ 1,131	$ 1,149	$ -	$ 1,149	$ 1,182
470	A_6030060-EE Shoes Uniforms	Other Expenses	880	$ -	$ 20,899	$ 21,238	$ -	$ 21,238	$ 21,854
471	A_6030070-EE Training	Other Expenses	880	$ -	$ 23,308	$ 23,686	$ -	$ 23,686	$ 24,373
472	A_6030080-EE Travel Lodging	Other Expenses	880	$ -	$ 165,218	$ 167,899	$ -	$ 167,899	$ 172,768
473	A_6030091-EE Apprec and Gifts	Other Expenses	880	$ -	$ 10	$ 10	$ -	$ 10	$ 10
474	A_6030800-EE Miscellaneous	Other Expenses	880	$ -	$ 38,718	$ 39,346	$ -	$ 39,346	$ 40,487
475	A_6100010-Advertising	Other Expenses	880	$ -	$ 5,613	$ 5,704	$ -	$ 5,704	$ 5,870
476	A_6100040-Consultants-Engineer	Other Expenses	880	$ -	$ 9,655	$ 9,811	$ -	$ 9,811	$ 10,096
477	A_6100070-Consultants-Mgmt	Other Expenses	880	$ -	$ 1,446	$ 1,470	$ -	$ 1,470	$ 1,512
478	A_6100080-Consultants-Other	Other Expenses	880	$ -	$ 302,309	$ 307,215	$ -	$ 307,215	$ 316,123
479	A_6100100-Contractor Services	Other Expenses	880	$ -	$ 220,275	$ 223,850	$ -	$ 223,850	$ 230,340
480	A_6100110-Instrument SvcRepair	Other Expenses	880	$ -	$ 2,112	$ 2,146	$ -	$ 2,146	$ 2,208
481	A_6100120-Tool Service/Repair	Other Expenses	880	$ -	$ 25,965	$ 26,387	$ -	$ 26,387	$ 27,152
482	A_6100150-Printing	Other Expenses	880	$ -	$ 9,066	$ 9,213	$ -	$ 9,213	$ 9,480
483	A_6100190-Software Maintenance	Other Expenses	880	$ -	$ 3,910	$ 3,973	$ -	$ 3,973	$ 4,089
484	A_6400010-M&S FurnOffEquip	Other Expenses	880	$ -	$ 13,350	$ 13,567	$ -	$ 13,567	$ 13,960
485	A_6400020-M&S Gen Office	Other Expenses	880	$ -	$ 77,169	$ 78,421	$ -	$ 78,421	$ 80,695
486	A_6400030-M&S Chemicals	Other Expenses	880	$ -	$ 1,124	$ 1,143	$ -	$ 1,143	$ 1,176
487	A_6400060-M&S Ops Consum	Other Expenses	880	$ -	$ 23,869	$ 24,256	$ -	$ 24,256	$ 24,960
488	A_6400070-M&S Safety	Other Expenses	880	$ -	$ 25,384	$ 25,796	$ -	$ 25,796	$ 26,544
489	A_6400080-M&S Vehicle Fuel	Other Expenses	880	$ -	$ 272	$ 277	$ -	$ 277	$ 285
490	A_6400100-M&S OS Purchases	Other Expenses	880	$ -	$ 75,419	$ 76,643	$ -	$ 76,643	$ 78,865
491	A_6400500-M&S Parts	Other Expenses	880	$ -	$ 7,399	$ 7,519	$ -	$ 7,519	$ 7,737
492	A_6400510-M&S Small Tools	Other Expenses	880	$ -	$ 64,876	$ 65,929	$ -	$ 65,929	$ 67,840
493	A_6401000-M&S Inven Issue	Other Expenses	880	$ -	$ 110,331	$ 112,121	$ -	$ 112,121	$ 115,372

NMGC Exhibit ECB-5
Page 464 of 596

NEW MEXICO GAS COMPANY, INC.

Operations and Maintenance Summary
Base Period - 12 Months Ending March 31, 2023
Future Test Year - 12 Months Ending September 30, 2025

	A	B	C	AB	AC	AD	AE	AF
3	Description	Account Name	FERC Acct	Total Test Period Separately Forecasted Items	10/31/2024	11/30/2024	12/31/2024	1/31/2025
445	A_6100070-Consultants-Mgmt	Customer Installations Expenses	879	$ -	$ 16	$ 16	$ 16	$ 16
446	A_6400020-M&S Gen Office	Customer Installations Expenses	879	$ -	$ 112	$ 112	$ 112	$ 112
447	A_6400070-M&S Safety	Customer Installations Expenses	879	$ -	$ 13	$ 13	$ 13	$ 13
448	A_6400100-M&S OS Purchases	Customer Installations Expenses	879	$ -	$ 125	$ 125	$ 125	$ 125
449	A_6400500-M&S Parts	Customer Installations Expenses	879	$ -	$ 15	$ 15	$ 15	$ 15
450	A_6400510-M&S Small Tools	Customer Installations Expenses	879	$ -	$ 51	$ 51	$ 51	$ 51
451	A_6401000-M&S Inven Issue	Customer Installations Expenses	879	$ -	$ 69	$ 69	$ 69	$ 69
452	A_6500010-Transport-Vehicle	Customer Installations Expenses	879	$ -	$ 9	$ 9	$ 9	$ 9
453	A_6730030-Utilities-Telecom	Customer Installations Expenses	879	$ -	$ 18	$ 18	$ 18	$ 18
454	A_6730800-Utilities-Other	Customer Installations Expenses	879	$ -	$ 2	$ 2	$ 2	$ 2
455	A_6790230-Postage Ship Courier	Customer Installations Expenses	879	$ -	$ 9	$ 9	$ 9	$ 9
456	A_6790320-Fleet Allocation	Customer Installations Expenses	879	$ -	$ 3,538	$ 3,538	$ 3,538	$ 3,538
457	A_6790321-Stores Allocation	Customer Installations Expenses	879	$ -	$ 14	$ 14	$ 14	$ 14
458	A_6790322-Small Tools Alloc	Customer Installations Expenses	879	$ -	$ 7	$ 7	$ 7	$ 7
459	A_6010000-1001/A6010000	Other Expenses	880	$ (13,052)	$ (1,088)	$ (1,088)	$ (1,088)	$ (1,088)
460	A_6010010-1001/R6010000	Other Expenses	880	$ 78	$ 7	$ 7	$ 7	$ 7
461	A_6010110-Labor Exempt ST	Other Expenses	880	$ 1,839,451	$ 153,288	$ 153,288	$ 153,288	$ 153,288
462	A_6010130-Labor Exempt NonProd	Other Expenses	880	$ 336,043	$ 28,004	$ 28,004	$ 28,004	$ 28,004
463	A_6010210-Labor NonExm ST	Other Expenses	880	$ 905,666	$ 75,472	$ 75,472	$ 75,472	$ 75,472
464	A_6010220-Labor NonExm OT	Other Expenses	880	$ 172,764	$ 14,397	$ 14,397	$ 14,397	$ 14,397
465	A_6010230-Labor NonExm NonProd	Other Expenses	880	$ 165,457	$ 13,788	$ 13,788	$ 13,788	$ 13,788
466	A_6010910-Labor OffCycle Bonus	Other Expenses	880	$ 2,644	$ 220	$ 220	$ 220	$ 220
467	A_6030010-EE ProfDue Subs Fees	Other Expenses	880	$ -	$ 2,038	$ 2,038	$ 2,038	$ 2,038
468	A_6030040-EE Meals 50% Deduct	Other Expenses	880	$ -	$ 10,691	$ 10,691	$ 10,691	$ 10,691
469	A_6030050-EE Mileage	Other Expenses	880	$ -	$ 99	$ 99	$ 99	$ 99
470	A_6030060-EE Shoes Uniforms	Other Expenses	880	$ -	$ 1,821	$ 1,821	$ 1,821	$ 1,821
471	A_6030070-EE Training	Other Expenses	880	$ -	$ 2,031	$ 2,031	$ 2,031	$ 2,031
472	A_6030080-EE Travel Lodging	Other Expenses	880	$ -	$ 14,397	$ 14,397	$ 14,397	$ 14,397
473	A_6030091-EE Apprec and Gifts	Other Expenses	880	$ -	$ 1	$ 1	$ 1	$ 1
474	A_6030800-EE Miscellaneous	Other Expenses	880	$ -	$ 3,374	$ 3,374	$ 3,374	$ 3,374
475	A_6100010-Advertising	Other Expenses	880	$ -	$ 489	$ 489	$ 489	$ 489
476	A_6100040-Consultants-Engineer	Other Expenses	880	$ -	$ 841	$ 841	$ 841	$ 841
477	A_6100070-Consultants-Mgmt	Other Expenses	880	$ -	$ 126	$ 126	$ 126	$ 126
478	A_6100080-Consultants-Other	Other Expenses	880	$ -	$ 26,344	$ 26,344	$ 26,344	$ 26,344
479	A_6100100-Contractor Services	Other Expenses	880	$ -	$ 19,195	$ 19,195	$ 19,195	$ 19,195
480	A_6100110-Instrument SvcRepair	Other Expenses	880	$ -	$ 184	$ 184	$ 184	$ 184
481	A_6100120-Tool Service/Repair	Other Expenses	880	$ -	$ 2,263	$ 2,263	$ 2,263	$ 2,263
482	A_6100150-Printing	Other Expenses	880	$ -	$ 790	$ 790	$ 790	$ 790
483	A_6100190-Software Maintenance	Other Expenses	880	$ -	$ 341	$ 341	$ 341	$ 341
484	A_6400010-M&S FurnOffEquip	Other Expenses	880	$ -	$ 1,163	$ 1,163	$ 1,163	$ 1,163
485	A_6400020-M&S Gen Office	Other Expenses	880	$ -	$ 6,725	$ 6,725	$ 6,725	$ 6,725
486	A_6400030-M&S Chemicals	Other Expenses	880	$ -	$ 98	$ 98	$ 98	$ 98
487	A_6400060-M&S Ops Consum	Other Expenses	880	$ -	$ 2,080	$ 2,080	$ 2,080	$ 2,080
488	A_6400070-M&S Safety	Other Expenses	880	$ -	$ 2,212	$ 2,212	$ 2,212	$ 2,212
489	A_6400080-M&S Vehicle Fuel	Other Expenses	880	$ -	$ 24	$ 24	$ 24	$ 24
490	A_6400100-M&S OS Purchases	Other Expenses	880	$ -	$ 6,572	$ 6,572	$ 6,572	$ 6,572
491	A_6400500-M&S Parts	Other Expenses	880	$ -	$ 645	$ 645	$ 645	$ 645
492	A_6400510-M&S Small Tools	Other Expenses	880	$ -	$ 5,653	$ 5,653	$ 5,653	$ 5,653
493	A_6401000-M&S Inven Issue	Other Expenses	880	$ -	$ 9,614	$ 9,614	$ 9,614	$ 9,614

NMGC Exhibit ECB-5
Page 465 of 596

NEW MEXICO GAS COMPANY, INC.

Operations and Maintenance Summary
Base Period - 12 Months Ending March 31, 2023
Future Test Year - 12 Months Ending September 30, 2025

	A	B	C	AG	AH	AI	AJ	AK
3	Description	Account Name	FERC Acct	2/28/2025	3/31/2025	4/30/2025	5/31/2025	6/30/2025
445	A_6100070-Consultants-Mgmt	Customer Installations Expenses	879	$ 16	$ 16	$ 16	$ 16	$ 16
446	A_6400020-M&S Gen Office	Customer Installations Expenses	879	$ 112	$ 112	$ 112	$ 112	$ 112
447	A_6400070-M&S Safety	Customer Installations Expenses	879	$ 13	$ 13	$ 13	$ 13	$ 13
448	A_6400100-M&S OS Purchases	Customer Installations Expenses	879	$ 125	$ 125	$ 125	$ 125	$ 125
449	A_6400500-M&S Parts	Customer Installations Expenses	879	$ 15	$ 15	$ 15	$ 15	$ 15
450	A_6400510-M&S Small Tools	Customer Installations Expenses	879	$ 51	$ 51	$ 51	$ 51	$ 51
451	A_6401000-M&S Inven Issue	Customer Installations Expenses	879	$ 69	$ 69	$ 69	$ 69	$ 69
452	A_6500010-Transport-Vehicle	Customer Installations Expenses	879	$ 9	$ 9	$ 9	$ 9	$ 9
453	A_6730030-Utilities-Telecom	Customer Installations Expenses	879	$ 18	$ 18	$ 18	$ 18	$ 18
454	A_6730800-Utilities-Other	Customer Installations Expenses	879	$ 2	$ 2	$ 2	$ 2	$ 2
455	A_6790230-Postage Ship Courier	Customer Installations Expenses	879	$ 9	$ 9	$ 9	$ 9	$ 9
456	A_6790320-Fleet Allocation	Customer Installations Expenses	879	$ 3,538	$ 3,538	$ 3,538	$ 3,538	$ 3,538
457	A_6790321-Stores Allocation	Customer Installations Expenses	879	$ 14	$ 14	$ 14	$ 14	$ 14
458	A_6790322-Small Tools Alloc	Customer Installations Expenses	879	$ 7	$ 7	$ 7	$ 7	$ 7
459	A_6010000-1001/A6010000	Other Expenses	880	$ (1,088)	$ (1,088)	$ (1,088)	$ (1,088)	$ (1,088)
460	A_6010010-1001/R6010000	Other Expenses	880	$ 7	$ 7	$ 7	$ 7	$ 7
461	A_6010110-Labor Exempt ST	Other Expenses	880	$ 153,288	$ 153,288	$ 153,288	$ 153,288	$ 153,288
462	A_6010130-Labor Exempt NonProd	Other Expenses	880	$ 28,004	$ 28,004	$ 28,004	$ 28,004	$ 28,004
463	A_6010210-Labor NonExm ST	Other Expenses	880	$ 75,472	$ 75,472	$ 75,472	$ 75,472	$ 75,472
464	A_6010220-Labor NonExm OT	Other Expenses	880	$ 14,397	$ 14,397	$ 14,397	$ 14,397	$ 14,397
465	A_6010230-Labor NonExm NonProd	Other Expenses	880	$ 13,788	$ 13,788	$ 13,788	$ 13,788	$ 13,788
466	A_6010910-Labor OffCycle Bonus	Other Expenses	880	$ 220	$ 220	$ 220	$ 220	$ 220
467	A_6030010-EE ProfDue Subs Fees	Other Expenses	880	$ 2,038	$ 2,038	$ 2,038	$ 2,038	$ 2,038
468	A_6030040-EE Meals 50% Deduct	Other Expenses	880	$ 10,691	$ 10,691	$ 10,691	$ 10,691	$ 10,691
469	A_6030050-EE Mileage	Other Expenses	880	$ 99	$ 99	$ 99	$ 99	$ 99
470	A_6030060-EE Shoes Uniforms	Other Expenses	880	$ 1,821	$ 1,821	$ 1,821	$ 1,821	$ 1,821
471	A_6030070-EE Training	Other Expenses	880	$ 2,031	$ 2,031	$ 2,031	$ 2,031	$ 2,031
472	A_6030080-EE Travel Lodging	Other Expenses	880	$ 14,397	$ 14,397	$ 14,397	$ 14,397	$ 14,397
473	A_6030091-EE Apprec and Gifts	Other Expenses	880	$ 1	$ 1	$ 1	$ 1	$ 1
474	A_6030800-EE Miscellaneous	Other Expenses	880	$ 3,374	$ 3,374	$ 3,374	$ 3,374	$ 3,374
475	A_6100010-Advertising	Other Expenses	880	$ 489	$ 489	$ 489	$ 489	$ 489
476	A_6100040-Consultants-Engineer	Other Expenses	880	$ 841	$ 841	$ 841	$ 841	$ 841
477	A_6100070-Consultants-Mgmt	Other Expenses	880	$ 126	$ 126	$ 126	$ 126	$ 126
478	A_6100080-Consultants-Other	Other Expenses	880	$ 26,344	$ 26,344	$ 26,344	$ 26,344	$ 26,344
479	A_6100100-Contractor Services	Other Expenses	880	$ 19,195	$ 19,195	$ 19,195	$ 19,195	$ 19,195
480	A_6100110-Instrument SvcRepair	Other Expenses	880	$ 184	$ 184	$ 184	$ 184	$ 184
481	A_6100120-Tool Service/Repair	Other Expenses	880	$ 2,263	$ 2,263	$ 2,263	$ 2,263	$ 2,263
482	A_6100150-Printing	Other Expenses	880	$ 790	$ 790	$ 790	$ 790	$ 790
483	A_6100190-Software Maintenance	Other Expenses	880	$ 341	$ 341	$ 341	$ 341	$ 341
484	A_6400010-M&S FurnOffEquip	Other Expenses	880	$ 1,163	$ 1,163	$ 1,163	$ 1,163	$ 1,163
485	A_6400020-M&S Gen Office	Other Expenses	880	$ 6,725	$ 6,725	$ 6,725	$ 6,725	$ 6,725
486	A_6400030-M&S Chemicals	Other Expenses	880	$ 98	$ 98	$ 98	$ 98	$ 98
487	A_6400060-M&S Ops Consum	Other Expenses	880	$ 2,080	$ 2,080	$ 2,080	$ 2,080	$ 2,080
488	A_6400070-M&S Safety	Other Expenses	880	$ 2,212	$ 2,212	$ 2,212	$ 2,212	$ 2,212
489	A_6400080-M&S Vehicle Fuel	Other Expenses	880	$ 24	$ 24	$ 24	$ 24	$ 24
490	A_6400100-M&S OS Purchases	Other Expenses	880	$ 6,572	$ 6,572	$ 6,572	$ 6,572	$ 6,572
491	A_6400500-M&S Parts	Other Expenses	880	$ 645	$ 645	$ 645	$ 645	$ 645
492	A_6400510-M&S Small Tools	Other Expenses	880	$ 5,653	$ 5,653	$ 5,653	$ 5,653	$ 5,653
493	A_6401000-M&S Inven Issue	Other Expenses	880	$ 9,614	$ 9,614	$ 9,614	$ 9,614	$ 9,614

NMGC Exhibit ECB-5
Page 466 of 596

NEW MEXICO GAS COMPANY, INC.

Operations and Maintenance Summary
Base Period - 12 Months Ending March 31, 2023
Future Test Year - 12 Months Ending September 30, 2025

	A	B	C	AL	AM	AN	AO
3	Description	Account Name	FERC Acct	7/31/2025	8/31/2025	9/30/2025	Future Test Year Ending 9/30/2025
445	A_6100070-Consultants-Mgmt	Customer Installations Expenses	879	$ 16	$ 16	$ 16	$ 187
446	A_6400020-M&S Gen Office	Customer Installations Expenses	879	$ 112	$ 112	$ 112	$ 1,341
447	A_6400070-M&S Safety	Customer Installations Expenses	879	$ 13	$ 13	$ 13	$ 157
448	A_6400100-M&S OS Purchases	Customer Installations Expenses	879	$ 125	$ 125	$ 125	$ 1,501
449	A_6400500-M&S Parts	Customer Installations Expenses	879	$ 15	$ 15	$ 15	$ 178
450	A_6400510-M&S Small Tools	Customer Installations Expenses	879	$ 51	$ 51	$ 51	$ 617
451	A_6401000-M&S Inven Issue	Customer Installations Expenses	879	$ 69	$ 69	$ 69	$ 829
452	A_6500010-Transport-Vehicle	Customer Installations Expenses	879	$ 9	$ 9	$ 9	$ 109
453	A_6730030-Utilities-Telecom	Customer Installations Expenses	879	$ 18	$ 18	$ 18	$ 214
454	A_6730800-Utilities-Other	Customer Installations Expenses	879	$ 2	$ 2	$ 2	$ 29
455	A_6790230-Postage Ship Courier	Customer Installations Expenses	879	$ 9	$ 9	$ 9	$ 107
456	A_6790320-Fleet Allocation	Customer Installations Expenses	879	$ 3,538	$ 3,538	$ 3,538	$ 42,460
457	A_6790321-Stores Allocation	Customer Installations Expenses	879	$ 14	$ 14	$ 14	$ 171
458	A_6790322-Small Tools Alloc	Customer Installations Expenses	879	$ 7	$ 7	$ 7	$ 84
459	A_6010000-1001/A6010000	Other Expenses	880	$ (1,088)	$ (1,088)	$ (1,088)	$ (13,052)
460	A_6010010-1001/R6010000	Other Expenses	880	$ 7	$ 7	$ 7	$ 78
461	A_6010110-Labor Exempt ST	Other Expenses	880	$ 153,288	$ 153,288	$ 153,288	$ 1,839,451
462	A_6010130-Labor Exempt NonProd	Other Expenses	880	$ 28,004	$ 28,004	$ 28,004	$ 336,043
463	A_6010210-Labor NonExm ST	Other Expenses	880	$ 75,472	$ 75,472	$ 75,472	$ 905,666
464	A_6010220-Labor NonExm OT	Other Expenses	880	$ 14,397	$ 14,397	$ 14,397	$ 172,764
465	A_6010230-Labor NonExm NonProd	Other Expenses	880	$ 13,788	$ 13,788	$ 13,788	$ 165,457
466	A_6010910-Labor OffCycle Bonus	Other Expenses	880	$ 220	$ 220	$ 220	$ 2,644
467	A_6030010-EE ProfDue Subs Fees	Other Expenses	880	$ 2,038	$ 2,038	$ 2,038	$ 24,457
468	A_6030040-EE Meals 50% Deduct	Other Expenses	880	$ 10,691	$ 10,691	$ 10,691	$ 128,295
469	A_6030050-EE Mileage	Other Expenses	880	$ 99	$ 99	$ 99	$ 1,182
470	A_6030060-EE Shoes Uniforms	Other Expenses	880	$ 1,821	$ 1,821	$ 1,821	$ 21,854
471	A_6030070-EE Training	Other Expenses	880	$ 2,031	$ 2,031	$ 2,031	$ 24,373
472	A_6030080-EE Travel Lodging	Other Expenses	880	$ 14,397	$ 14,397	$ 14,397	$ 172,768
473	A_6030091-EE Apprec and Gifts	Other Expenses	880	$ 1	$ 1	$ 1	$ 10
474	A_6030800-EE Miscellaneous	Other Expenses	880	$ 3,374	$ 3,374	$ 3,374	$ 40,487
475	A_6100010-Advertising	Other Expenses	880	$ 489	$ 489	$ 489	$ 5,870
476	A_6100040-Consultants-Engineer	Other Expenses	880	$ 841	$ 841	$ 841	$ 10,096
477	A_6100070-Consultants-Mgmt	Other Expenses	880	$ 126	$ 126	$ 126	$ 1,512
478	A_6100080-Consultants-Other	Other Expenses	880	$ 26,344	$ 26,344	$ 26,344	$ 316,123
479	A_6100100-Contractor Services	Other Expenses	880	$ 19,195	$ 19,195	$ 19,195	$ 230,340
480	A_6100110-Instrument SvcRepair	Other Expenses	880	$ 184	$ 184	$ 184	$ 2,208
481	A_6100120-Tool Service/Repair	Other Expenses	880	$ 2,263	$ 2,263	$ 2,263	$ 27,152
482	A_6100150-Printing	Other Expenses	880	$ 790	$ 790	$ 790	$ 9,480
483	A_6100190-Software Maintenance	Other Expenses	880	$ 341	$ 341	$ 341	$ 4,089
484	A_6400010-M&S FurnOffEquip	Other Expenses	880	$ 1,163	$ 1,163	$ 1,163	$ 13,960
485	A_6400020-M&S Gen Office	Other Expenses	880	$ 6,725	$ 6,725	$ 6,725	$ 80,695
486	A_6400030-M&S Chemicals	Other Expenses	880	$ 98	$ 98	$ 98	$ 1,176
487	A_6400060-M&S Ops Consum	Other Expenses	880	$ 2,080	$ 2,080	$ 2,080	$ 24,960
488	A_6400070-M&S Safety	Other Expenses	880	$ 2,212	$ 2,212	$ 2,212	$ 26,544
489	A_6400080-M&S Vehicle Fuel	Other Expenses	880	$ 24	$ 24	$ 24	$ 285
490	A_6400100-M&S OS Purchases	Other Expenses	880	$ 6,572	$ 6,572	$ 6,572	$ 78,865
491	A_6400500-M&S Parts	Other Expenses	880	$ 645	$ 645	$ 645	$ 7,737
492	A_6400510-M&S Small Tools	Other Expenses	880	$ 5,653	$ 5,653	$ 5,653	$ 67,840
493	A_6401000-M&S Inven Issue	Other Expenses	880	$ 9,614	$ 9,614	$ 9,614	$ 115,372

NMGC Exhibit ECB-5
Page 467 of 596

NEW MEXICO GAS COMPANY, INC.

Operations and Maintenance Summary
Base Period - 12 Months Ending March 31, 2023
Future Test Year - 12 Months Ending September 30, 2025

	A	B	C	D	E	F	G	H	I
3	Description	Account Name	FERC Acct	4/30/2022	5/31/2022	6/30/2022	7/31/2022	8/31/2022	9/30/2022
494	A_6500010-Transport-Vehicle	Other Expenses	880	$ -	$ -	$ -	$ 25	$ -	$ 15
495	A_6720020-LTLease-NonOffEquip	Other Expenses	880	$ -	$ -	$ -	$ -	$ -	$ 423
496	A_6730030-Utilities-Telecom	Other Expenses	880	$ 2	$ 109	$ 3	$ 34	$ 3	$ 1
497	A_6730800-Utilities-Other	Other Expenses	880	$ 3	$ -	$ -	$ -	$ -	$ 304
498	A_6790199-Fees-Miscellaneous	Other Expenses	880	$ 1,757	$ 286	$ 5	$ 461	$ 89	$ 538
499	A_6790210-Permitting	Other Expenses	880	$ 25	$ -	$ 37	$ -	$ 2,225	$ -
500	A_6790230-Postage Ship Courier	Other Expenses	880	$ 125	$ 296	$ 63	$ 27	$ 982	$ 213
501	A_6790255-Selling Mktg Exp	Other Expenses	880	$ -	$ 4,315	$ -	$ -	$ -	$ -
502	A_6790320-Fleet Allocation	Other Expenses	880	$ 21,077	$ 27,371	$ 22,472	$ 26,270	$ 30,778	$ 24,469
503	A_6790321-Stores Allocation	Other Expenses	880	$ 443	$ 2,359	$ 2,018	$ 758	$ 706	$ 951
504	A_6790322-Small Tools Alloc	Other Expenses	880	$ 211	$ 439	$ 712	$ 210	$ 357	$ 336
505	A_6790800-Other Oper-Misc	Other Expenses	880	$ 475	$ 105	$ 2,525	$ -	$ (300)	$ 192
506	A_7103060-CIAC	Other Expenses	880	$ -	$ -	$ -	$ -	$ -	$ -
507	A_6790326-Facilities Alloc	Rents	881	$ 203,064	$ 178,546	$ 183,802	$ 214,529	$ 281,844	$ 236,081
508	**Total Distribution Operation Expenses**			**$ 1,919,562**	**$ 2,112,581**	**$ 1,972,052**	**$ 1,920,440**	**$ 2,270,814**	**$ 1,985,805**
509									
510	**Distribution Expenses - Maintenance:**								
511	A_6010000-1001/A6010000	Maintenance of Mains	887	$ 143	$ 5	$ 141	$ 63	$ 0	$ 13
512	A_6010010-1001/R6010000	Maintenance of Mains	887	$ 20	$ -	$ -	$ 64	$ 22	$ 1
513	A_6010110-Labor Exempt ST	Maintenance of Mains	887	$ 15,579	$ 17,418	$ 14,837	$ 14,177	$ 13,995	$ 11,214
514	A_6010130-Labor Exempt NonProd	Maintenance of Mains	887	$ 3,921	$ 2,055	$ 3,666	$ 2,957	$ 1,894	$ 3,474
515	A_6010210-Labor NonExm ST	Maintenance of Mains	887	$ 92,936	$ 94,789	$ 75,933	$ 75,994	$ 78,491	$ 67,156
516	A_6010220-Labor NonExm OT	Maintenance of Mains	887	$ 19,049	$ 19,285	$ 17,538	$ 20,144	$ 18,709	$ 16,248
517	A_6010230-Labor NonExm NonProd	Maintenance of Mains	887	$ 19,169	$ 7,817	$ 17,413	$ 15,707	$ 10,246	$ 16,163
518	A_6010910-Labor OffCycle Bonus	Maintenance of Mains	887	$ 32	$ -	$ -	$ 41	$ -	$ -
519	A_6030010-EE ProfDue Subs Fees	Maintenance of Mains	887	$ 150	$ 400	$ 138	$ -	$ -	$ -
520	A_6030040-EE Meals 50% Deduct	Maintenance of Mains	887	$ 2,530	$ 1,577	$ 2,468	$ 1,198	$ 2,897	$ 2,841
521	A_6030050-EE Mileage	Maintenance of Mains	887	$ -	$ -	$ 402	$ 176	$ -	$ -
522	A_6030060-EE Shoes Uniforms	Maintenance of Mains	887	$ 90	$ 232	$ 130	$ 449	$ 213	$ 383
523	A_6030070-EE Training	Maintenance of Mains	887	$ -	$ 803	$ 1,577	$ -	$ -	$ 26
524	A_6030080-EE Travel Lodging	Maintenance of Mains	887	$ 10,539	$ 8,463	$ 10,157	$ 5,773	$ 15,307	$ 11,090
525	A_6030091-EE Apprec and Gifts	Maintenance of Mains	887	$ -	$ 1	$ -	$ -	$ 3	$ -
526	A_6030800-EE Miscellaneous	Maintenance of Mains	887	$ 140	$ 210	$ 1,560	$ 302	$ 1,336	$ 597
527	A_6100070-Consultants-Mgmt	Maintenance of Mains	887	$ 10	$ -	$ -	$ -	$ -	$ -
528	A_6100080-Consultants-Other	Maintenance of Mains	887	$ 1,328	$ 5,405	$ -	$ 485	$ 2,758	$ 7,803
529	A_6100100-Contractor Services	Maintenance of Mains	887	$ 4,370	$ 4,468	$ 5,038	$ 8,176	$ 11,044	$ 11,299
530	A_6100110-Instrument SvcRepair	Maintenance of Mains	887	$ -	$ -	$ -	$ -	$ -	$ -
531	A_6100120-Tool Service/Repair	Maintenance of Mains	887	$ 3,474	$ -	$ (1,058)	$ 29	$ 60	$ 987
532	A_6100150-Printing	Maintenance of Mains	887	$ -	$ -	$ -	$ -	$ -	$ -
533	A_6400010-M&S FurnOffEquip	Maintenance of Mains	887	$ -	$ -	$ -	$ -	$ -	$ -
534	A_6400020-M&S Gen Office	Maintenance of Mains	887	$ 24	$ 19	$ 71	$ 409	$ 742	$ 117
535	A_6400070-M&S Safety	Maintenance of Mains	887	$ 1,407	$ 1,186	$ 1,864	$ 179	$ 297	$ 266
536	A_6400080-M&S Vehicle Fuel	Maintenance of Mains	887	$ 95	$ 336	$ 499	$ 140	$ 172	$ 37
537	A_6400100-M&S OS Purchases	Maintenance of Mains	887	$ 4,116	$ 5,072	$ 3,361	$ 3,592	$ 17,657	$ 5,710
538	A_6400500-M&S Parts	Maintenance of Mains	887	$ 843	$ 386	$ 905	$ 140	$ 1,665	$ 483
539	A_6400510-M&S Small Tools	Maintenance of Mains	887	$ 2,625	$ 4,191	$ 3,546	$ 3,473	$ 2,139	$ 3,785
540	A_6401000-M&S Inven Issue	Maintenance of Mains	887	$ 13,722	$ 11,715	$ 10,277	$ 8,604	$ 7,358	$ 11,737
541	A_6500010-Transport-Vehicle	Maintenance of Mains	887	$ -	$ 40	$ 9	$ -	$ -	$ 224
542	A_6710020-ST Rent-NonOff Equip	Maintenance of Mains	887	$ 35	$ 793	$ 81	$ 254	$ 255	$ -

NMGC Exhibit ECB-5
Page 468 of 596

NEW MEXICO GAS COMPANY, INC.

Operations and Maintenance Summary
Base Period - 12 Months Ending March 31, 2023
Future Test Year - 12 Months Ending September 30, 2025

	A	B	C	J	K	L	M	N	O
3	Description	Account Name	FERC Acct	10/31/2022	11/30/2022	12/31/2022	1/31/2023	2/28/2023	3/31/2023
494	A_6500010-Transport-Vehicle	Other Expenses	880	$ 53	$ 218	$ 206	$ 14	$ 103	$ -
495	A_6720020-LTLease-NonOffEquip	Other Expenses	880	$ -	$ -	$ 679	$ -	$ -	$ -
496	A_6730030-Utilities-Telecom	Other Expenses	880	$ 3	$ 3	$ 2	$ 191	$ 3	$ 96
497	A_6730800-Utilities-Other	Other Expenses	880	$ -	$ -	$ 322	$ -	$ -	$ -
498	A_6790199-Fees-Miscellaneous	Other Expenses	880	$ 31	$ 446	$ 2,716	$ 148	$ 145	$ 433
499	A_6790210-Permitting	Other Expenses	880	$ 37	$ 200	$ -	$ -	$ 100	$ 109
500	A_6790230-Postage Ship Courier	Other Expenses	880	$ 1,594	$ 78	$ 370	$ 39	$ 824	$ 315
501	A_6790255-Selling Mktg Exp	Other Expenses	880	$ 5,388	$ -	$ -	$ -	$ -	$ -
502	A_6790320-Fleet Allocation	Other Expenses	880	$ 23,051	$ 19,974	$ 15,220	$ 17,471	$ 21,835	$ 16,206
503	A_6790321-Stores Allocation	Other Expenses	880	$ 474	$ (32)	$ 760	$ 1,646	$ 1,634	$ 1,881
504	A_6790322-Small Tools Alloc	Other Expenses	880	$ 337	$ (30)	$ 189	$ 1,038	$ 2,927	$ 645
505	A_6790800-Other Oper-Misc	Other Expenses	880	$ 4,117	$ (100)	$ (100)	$ -	$ (100)	$ 23,878
506	A_7103060-CIAC	Other Expenses	880	$ -	$ -	$ -	$ (125)	$ -	$ -
507	A_6790326-Facilities Alloc	Rents	881	$ 202,789	$ 217,112	$ 217,765	$ 256,023	$ 208,871	$ 250,821
508	**Total Distribution Operation Expenses**			**$ 2,028,051**	**$ 2,131,493**	**$ 1,896,863**	**$ 2,335,856**	**$ 1,940,268**	**$ 2,192,017**
509									
510	**Distribution Expenses - Maintenance:**								
511	A_6010000-1001/A6010000	Maintenance of Mains	887	$ 107	$ 38	$ 216	$ 7	$ 653	$ 418
512	A_6010010-1001/R6010000	Maintenance of Mains	887	$ 16	$ -	$ 72	$ -	$ 59	$ 25
513	A_6010110-Labor Exempt ST	Maintenance of Mains	887	$ 13,695	$ 12,648	$ 10,220	$ 19,776	$ 15,106	$ 22,200
514	A_6010130-Labor Exempt NonProd	Maintenance of Mains	887	$ 2,305	$ 3,088	$ 6,194	$ 6,308	$ 2,735	$ 4,020
515	A_6010210-Labor NonExm ST	Maintenance of Mains	887	$ 85,973	$ 72,679	$ 59,906	$ 108,193	$ 93,036	$ 124,947
516	A_6010220-Labor NonExm OT	Maintenance of Mains	887	$ 27,728	$ 25,677	$ 20,440	$ 34,802	$ 24,957	$ 28,571
517	A_6010230-Labor NonExm NonProd	Maintenance of Mains	887	$ 7,927	$ 10,832	$ 30,953	$ 34,584	$ 7,997	$ 15,828
518	A_6010910-Labor OffCycle Bonus	Maintenance of Mains	887	$ 26	$ -	$ -	$ 290	$ -	$ -
519	A_6030010-EE ProfDue Subs Fees	Maintenance of Mains	887	$ 1,221	$ -	$ -	$ -	$ -	$ -
520	A_6030040-EE Meals 50% Deduct	Maintenance of Mains	887	$ 1,652	$ 1,706	$ 3,272	$ 750	$ 1,338	$ 3,155
521	A_6030050-EE Mileage	Maintenance of Mains	887	$ -	$ -	$ -	$ -	$ -	$ -
522	A_6030060-EE Shoes Uniforms	Maintenance of Mains	887	$ -	$ 136	$ 422	$ 21,960	$ 377	$ 372
523	A_6030070-EE Training	Maintenance of Mains	887	$ 556	$ 63	$ 225	$ 2,007	$ (8)	$ 431
524	A_6030080-EE Travel Lodging	Maintenance of Mains	887	$ 5,851	$ 6,995	$ 11,603	$ 1,745	$ 4,034	$ 18,020
525	A_6030091-EE Apprec and Gifts	Maintenance of Mains	887	$ -	$ -	$ -	$ -	$ -	$ -
526	A_6030800-EE Miscellaneous	Maintenance of Mains	887	$ 1,097	$ 2,963	$ 1,003	$ 74	$ 323	$ 455
527	A_6100070-Consultants-Mgmt	Maintenance of Mains	887	$ -	$ 434	$ 347	$ -	$ -	$ -
528	A_6100080-Consultants-Other	Maintenance of Mains	887	$ 709	$ 1,379	$ 2,148	$ 8,887	$ 2,115	$ 3,282
529	A_6100100-Contractor Services	Maintenance of Mains	887	$ 9,845	$ 14,377	$ 34,025	$ 1,915	$ 12,398	$ 7,300
530	A_6100110-Instrument SvcRepair	Maintenance of Mains	887	$ -	$ -	$ -	$ -	$ -	$ 776
531	A_6100120-Tool Service/Repair	Maintenance of Mains	887	$ 92	$ 20	$ -	$ 877	$ 1,386	$ 136
532	A_6100150-Printing	Maintenance of Mains	887	$ -	$ -	$ -	$ -	$ 118	$ 1,452
533	A_6400010-M&S FurnOffEquip	Maintenance of Mains	887	$ -	$ -	$ 375	$ -	$ -	$ -
534	A_6400020-M&S Gen Office	Maintenance of Mains	887	$ 811	$ 28	$ 34	$ 168	$ 118	$ 725
535	A_6400070-M&S Safety	Maintenance of Mains	887	$ 1,554	$ 2,140	$ 525	$ 985	$ 2,669	$ 538
536	A_6400080-M&S Vehicle Fuel	Maintenance of Mains	887	$ 137	$ 17	$ 193	$ 162	$ 115	$ 118
537	A_6400100-M&S OS Purchases	Maintenance of Mains	887	$ 4,363	$ 4,052	$ 12,790	$ 2,092	$ 10,147	$ 7,358
538	A_6400500-M&S Parts	Maintenance of Mains	887	$ 1,208	$ 478	$ 1,108	$ 265	$ 2,971	$ 2,248
539	A_6400510-M&S Small Tools	Maintenance of Mains	887	$ 3,870	$ 1,162	$ 10,086	$ 4,522	$ 4,810	$ 4,102
540	A_6401000-M&S Inven Issue	Maintenance of Mains	887	$ 8,003	$ 16,542	$ 10,003	$ 5,109	$ 6,192	$ 19,533
541	A_6500010-Transport-Vehicle	Maintenance of Mains	887	$ -	$ 36	$ -	$ -	$ -	$ -
542	A_6710020-ST Rent-NonOff Equip	Maintenance of Mains	887	$ -	$ -	$ -	$ 410	$ 85	$ -

NMGC Exhibit ECB-5
Page 469 of 596

NEW MEXICO GAS COMPANY, INC.

Operations and Maintenance Summary
Base Period - 12 Months Ending March 31, 2023
Future Test Year - 12 Months Ending September 30, 2025

	A	B	C	P	Q	R	S	T	U
3	Description	Account Name	FERC Acct	Total Company Unadjusted Base Period Ending 3/31/2023	Base Period Adjustments	Adjusted Base Period	Removal of Separately Forecasted Items (To be added back Later)	Remaining Base Period O&M to be Escalated	Escalated Linkage 1 - Results of Pure Escalation of 3.93%
494	A_6500010-Transport-Vehicle	Other Expenses	880	$ 633	$ -	$ 633	$ -	$ 633	$ 658
495	A_6720020-LTLease-NonOffEquip	Other Expenses	880	$ 1,102	$ -	$ 1,102	$ -	$ 1,102	$ 1,145
496	A_6730030-Utilities-Telecom	Other Expenses	880	$ 452	$ -	$ 452	$ -	$ 452	$ 470
497	A_6730800-Utilities-Other	Other Expenses	880	$ 630	$ -	$ 630	$ -	$ 630	$ 655
498	A_6790199-Fees-Miscellaneous	Other Expenses	880	$ 7,055	$ -	$ 7,055	$ -	$ 7,055	$ 7,332
499	A_6790210-Permitting	Other Expenses	880	$ 2,733	$ -	$ 2,733	$ -	$ 2,733	$ 2,840
500	A_6790230-Postage Ship Courier	Other Expenses	880	$ 4,925	$ -	$ 4,925	$ -	$ 4,925	$ 5,118
501	A_6790255-Selling Mktg Exp	Other Expenses	880	$ 9,703	$ -	$ 9,703	$ -	$ 9,703	$ 10,084
502	A_6790320-Fleet Allocation	Other Expenses	880	$ 266,194	$ -	$ 266,194	$ -	$ 266,194	$ 276,662
503	A_6790321-Stores Allocation	Other Expenses	880	$ 13,597	$ -	$ 13,597	$ -	$ 13,597	$ 14,132
504	A_6790322-Small Tools Alloc	Other Expenses	880	$ 7,372	$ -	$ 7,372	$ -	$ 7,372	$ 7,662
505	A_6790800-Other Oper-Misc	Other Expenses	880	$ 30,692	$ -	$ 30,692	$ -	$ 30,692	$ 31,899
506	A_7103060-CIAC	Other Expenses	880	$ (125)	$ -	$ (125)	$ -	$ (125)	$ (130)
507	A_6790326-Facilities Alloc	Rents	881	$ 2,651,247	$ -	$ 2,651,247	$ (56,400)	$ 2,594,847	$ 2,696,880
508	**Total Distribution Operation Expenses**			**$ 24,705,802**	**$ 1,440,196**	**$ 26,145,998**	**$ (19,737,358)**	**$ 6,408,640**	**$ 6,660,636**
509									
510	**Distribution Expenses - Maintenance:**								
511	A_6010000-1001/A6010000	Maintenance of Mains	887	$ 1,805	$ 99	$ 1,904	$ (1,904)	$ -	$ -
512	A_6010010-1001/R6010000	Maintenance of Mains	887	$ 279	$ 15	$ 295	$ (295)	$ -	$ -
513	A_6010110-Labor Exempt ST	Maintenance of Mains	887	$ 180,864	$ 24,399	$ 205,263	$ (205,263)	$ -	$ -
514	A_6010130-Labor Exempt NonProd	Maintenance of Mains	887	$ 42,616	$ 2,343	$ 44,959	$ (44,959)	$ -	$ -
515	A_6010210-Labor NonExm ST	Maintenance of Mains	887	$ 1,030,033	$ 138,952	$ 1,168,985	$ (1,168,985)	$ -	$ -
516	A_6010220-Labor NonExm OT	Maintenance of Mains	887	$ 273,148	$ (43,609)	$ 229,539	$ (229,539)	$ -	$ -
517	A_6010230-Labor NonExm NonProd	Maintenance of Mains	887	$ 194,635	$ 10,702	$ 205,338	$ (205,338)	$ -	$ -
518	A_6010910-Labor OffCycle Bonus	Maintenance of Mains	887	$ 390	$ 21	$ 411	$ (411)	$ -	$ -
519	A_6030010-EE ProfDue Subs Fees	Maintenance of Mains	887	$ 1,909	$ -	$ 1,909	$ -	$ 1,909	$ 1,984
520	A_6030040-EE Meals 50% Deduct	Maintenance of Mains	887	$ 25,382	$ -	$ 25,382	$ -	$ 25,382	$ 26,380
521	A_6030050-EE Mileage	Maintenance of Mains	887	$ 578	$ -	$ 578	$ -	$ 578	$ 601
522	A_6030060-EE Shoes Uniforms	Maintenance of Mains	887	$ 24,763	$ -	$ 24,763	$ -	$ 24,763	$ 25,737
523	A_6030070-EE Training	Maintenance of Mains	887	$ 5,680	$ -	$ 5,680	$ -	$ 5,680	$ 5,904
524	A_6030080-EE Travel Lodging	Maintenance of Mains	887	$ 109,576	$ -	$ 109,576	$ -	$ 109,576	$ 113,884
525	A_6030091-EE Apprec and Gifts	Maintenance of Mains	887	$ 5	$ -	$ 5	$ -	$ 5	$ 5
526	A_6030800-EE Miscellaneous	Maintenance of Mains	887	$ 10,059	$ -	$ 10,059	$ -	$ 10,059	$ 10,455
527	A_6100070-Consultants-Mgmt	Maintenance of Mains	887	$ 791	$ -	$ 791	$ -	$ 791	$ 822
528	A_6100080-Consultants-Other	Maintenance of Mains	887	$ 36,300	$ -	$ 36,300	$ -	$ 36,300	$ 37,727
529	A_6100100-Contractor Services	Maintenance of Mains	887	$ 124,257	$ -	$ 124,257	$ -	$ 124,257	$ 129,143
530	A_6100110-Instrument SvcRepair	Maintenance of Mains	887	$ 776	$ -	$ 776	$ -	$ 776	$ 806
531	A_6100120-Tool Service/Repair	Maintenance of Mains	887	$ 6,003	$ -	$ 6,003	$ -	$ 6,003	$ 6,239
532	A_6100150-Printing	Maintenance of Mains	887	$ 1,570	$ -	$ 1,570	$ -	$ 1,570	$ 1,631
533	A_6400010-M&S FurnOffEquip	Maintenance of Mains	887	$ 375	$ -	$ 375	$ -	$ 375	$ 389
534	A_6400020-M&S Gen Office	Maintenance of Mains	887	$ 3,266	$ -	$ 3,266	$ -	$ 3,266	$ 3,394
535	A_6400070-M&S Safety	Maintenance of Mains	887	$ 13,610	$ -	$ 13,610	$ -	$ 13,610	$ 14,145
536	A_6400080-M&S Vehicle Fuel	Maintenance of Mains	887	$ 2,021	$ -	$ 2,021	$ -	$ 2,021	$ 2,101
537	A_6400100-M&S OS Purchases	Maintenance of Mains	887	$ 80,308	$ -	$ 80,308	$ -	$ 80,308	$ 83,466
538	A_6400500-M&S Parts	Maintenance of Mains	887	$ 12,699	$ -	$ 12,699	$ -	$ 12,699	$ 13,199
539	A_6400510-M&S Small Tools	Maintenance of Mains	887	$ 48,313	$ -	$ 48,313	$ -	$ 48,313	$ 50,212
540	A_6401000-M&S Inven Issue	Maintenance of Mains	887	$ 128,795	$ -	$ 128,795	$ -	$ 128,795	$ 133,859
541	A_6500010-Transport-Vehicle	Maintenance of Mains	887	$ 308	$ -	$ 308	$ -	$ 308	$ 320
542	A_6710020-ST Rent-NonOff Equip	Maintenance of Mains	887	$ 1,913	$ -	$ 1,913	$ -	$ 1,913	$ 1,988

NMGC Exhibit ECB-5
Page 470 of 596

NEW MEXICO GAS COMPANY, INC.

Operations and Maintenance Summary
Base Period - 12 Months Ending March 31, 2023
Future Test Year - 12 Months Ending September 30, 2025

	A	B	C	V	W	X	Y	Z	AA
3	Description	Account Name	FERC Acct	Total Linkage 1 Period Separately Forecasted Items	Linkage 1 Ending 3/31/2024	Escalated Linkage 2 - Results of Pure Escalation of 1.62%	Total Linkage 2 Period Separately Forecasted Items	Linkage 2 Ending 9/30/2024	Escalated Test Year - Results of Pure Escalation of 2.90%
494	A_6500010-Transport-Vehicle	Other Expenses	880	$ -	$ 658	$ 669	$ -	$ 669	$ 688
495	A_6720020-LTLease-NonOffEquip	Other Expenses	880	$ -	$ 1,145	$ 1,164	$ -	$ 1,164	$ 1,198
496	A_6730030-Utilities-Telecom	Other Expenses	880	$ -	$ 470	$ 478	$ -	$ 478	$ 491
497	A_6730800-Utilities-Other	Other Expenses	880	$ -	$ 655	$ 665	$ -	$ 665	$ 684
498	A_6790199-Fees-Miscellaneous	Other Expenses	880	$ -	$ 7,332	$ 7,451	$ -	$ 7,451	$ 7,667
499	A_6790210-Permitting	Other Expenses	880	$ -	$ 2,840	$ 2,887	$ -	$ 2,887	$ 2,970
500	A_6790230-Postage Ship Courier	Other Expenses	880	$ -	$ 5,118	$ 5,202	$ -	$ 5,202	$ 5,352
501	A_6790255-Selling Mktg Exp	Other Expenses	880	$ -	$ 10,084	$ 10,248	$ -	$ 10,248	$ 10,545
502	A_6790320-Fleet Allocation	Other Expenses	880	$ -	$ 276,662	$ 281,152	$ -	$ 281,152	$ 289,304
503	A_6790321-Stores Allocation	Other Expenses	880	$ -	$ 14,132	$ 14,361	$ -	$ 14,361	$ 14,778
504	A_6790322-Small Tools Alloc	Other Expenses	880	$ -	$ 7,662	$ 7,786	$ -	$ 7,786	$ 8,012
505	A_6790800-Other Oper-Misc	Other Expenses	880	$ -	$ 31,899	$ 32,417	$ -	$ 32,417	$ 33,357
506	A_7103060-CIAC	Other Expenses	880	$ -	$ (130)	$ (132)	$ -	$ (132)	$ (136)
507	A_6790326-Facilities Alloc	Rents	881	$ -	$ 2,696,880	$ 2,740,651	$ (9,400)	$ 2,731,251	$ 2,820,113
508	**Total Distribution Operation Expenses**			**$ 20,025,374**	**$ 26,686,011**	**$ 6,768,741**	**$ 20,360,391**	**$ 27,129,132**	**$ 6,964,994**
509									
510	**Distribution Expenses - Maintenance:**								
511	A_6010000-1001/A6010000	Maintenance of Mains	887	$ 1,937	$ 1,937	$ -	$ 1,970	$ 1,970	$ -
512	A_6010010-1001/R6010000	Maintenance of Mains	887	$ 300	$ 300	$ -	$ 305	$ 305	$ -
513	A_6010110-Labor Exempt ST	Maintenance of Mains	887	$ 208,855	$ 208,855	$ -	$ 212,447	$ 212,447	$ -
514	A_6010130-Labor Exempt NonProd	Maintenance of Mains	887	$ 45,746	$ 45,746	$ -	$ 46,533	$ 46,533	$ -
515	A_6010210-Labor NonExm ST	Maintenance of Mains	887	$ 1,189,443	$ 1,189,443	$ -	$ 1,209,900	$ 1,209,900	$ -
516	A_6010220-Labor NonExm OT	Maintenance of Mains	887	$ 233,556	$ 233,556	$ -	$ 237,573	$ 237,573	$ -
517	A_6010230-Labor NonExm NonProd	Maintenance of Mains	887	$ 208,931	$ 208,931	$ -	$ 212,524	$ 212,524	$ -
518	A_6010910-Labor OffCycle Bonus	Maintenance of Mains	887	$ 418	$ 418	$ -	$ 425	$ 425	$ -
519	A_6030010-EE ProfDue Subs Fees	Maintenance of Mains	887	$ -	$ 1,984	$ 2,016	$ -	$ 2,016	$ 2,075
520	A_6030040-EE Meals 50% Deduct	Maintenance of Mains	887	$ -	$ 26,380	$ 26,809	$ -	$ 26,809	$ 27,586
521	A_6030050-EE Mileage	Maintenance of Mains	887	$ -	$ 601	$ 610	$ -	$ 610	$ 628
522	A_6030060-EE Shoes Uniforms	Maintenance of Mains	887	$ -	$ 25,737	$ 26,154	$ -	$ 26,154	$ 26,913
523	A_6030070-EE Training	Maintenance of Mains	887	$ -	$ 5,904	$ 5,999	$ -	$ 5,999	$ 6,173
524	A_6030080-EE Travel Lodging	Maintenance of Mains	887	$ -	$ 113,884	$ 115,733	$ -	$ 115,733	$ 119,088
525	A_6030091-EE Apprec and Gifts	Maintenance of Mains	887	$ -	$ 5	$ 5	$ -	$ 5	$ 5
526	A_6030800-EE Miscellaneous	Maintenance of Mains	887	$ -	$ 10,455	$ 10,624	$ -	$ 10,624	$ 10,932
527	A_6100070-Consultants-Mgmt	Maintenance of Mains	887	$ -	$ 822	$ 835	$ -	$ 835	$ 859
528	A_6100080-Consultants-Other	Maintenance of Mains	887	$ -	$ 37,727	$ 38,339	$ -	$ 38,339	$ 39,451
529	A_6100100-Contractor Services	Maintenance of Mains	887	$ -	$ 129,143	$ 131,239	$ -	$ 131,239	$ 135,044
530	A_6100110-Instrument SvcRepair	Maintenance of Mains	887	$ -	$ 806	$ 819	$ -	$ 819	$ 843
531	A_6100120-Tool Service/Repair	Maintenance of Mains	887	$ -	$ 6,239	$ 6,340	$ -	$ 6,340	$ 6,524
532	A_6100150-Printing	Maintenance of Mains	887	$ -	$ 1,631	$ 1,658	$ -	$ 1,658	$ 1,706
533	A_6400010-M&S FurnOffEquip	Maintenance of Mains	887	$ -	$ 389	$ 396	$ -	$ 396	$ 407
534	A_6400020-M&S Gen Office	Maintenance of Mains	887	$ -	$ 3,394	$ 3,449	$ -	$ 3,449	$ 3,549
535	A_6400070-M&S Safety	Maintenance of Mains	887	$ -	$ 14,145	$ 14,374	$ -	$ 14,374	$ 14,791
536	A_6400080-M&S Vehicle Fuel	Maintenance of Mains	887	$ -	$ 2,101	$ 2,135	$ -	$ 2,135	$ 2,197
537	A_6400100-M&S OS Purchases	Maintenance of Mains	887	$ -	$ 83,466	$ 84,821	$ -	$ 84,821	$ 87,280
538	A_6400500-M&S Parts	Maintenance of Mains	887	$ -	$ 13,199	$ 13,413	$ -	$ 13,413	$ 13,802
539	A_6400510-M&S Small Tools	Maintenance of Mains	887	$ -	$ 50,212	$ 51,027	$ -	$ 51,027	$ 52,507
540	A_6401000-M&S Inven Issue	Maintenance of Mains	887	$ -	$ 133,859	$ 136,032	$ -	$ 136,032	$ 139,976
541	A_6500010-Transport-Vehicle	Maintenance of Mains	887	$ -	$ 320	$ 325	$ -	$ 325	$ 335
542	A_6710020-ST Rent-NonOff Equip	Maintenance of Mains	887	$ -	$ 1,988	$ 2,020	$ -	$ 2,020	$ 2,079

NMGC Exhibit ECB-5
Page 471 of 596

NEW MEXICO GAS COMPANY, INC.

Operations and Maintenance Summary
Base Period - 12 Months Ending March 31, 2023
Future Test Year - 12 Months Ending September 30, 2025

	A	B	C	AB	AC	AD	AE	AF
3	Description	Account Name	FERC Acct	Total Test Period Separately Forecasted Items	10/31/2024	11/30/2024	12/31/2024	1/31/2025
494	A_6500010-Transport-Vehicle	Other Expenses	880	$ -	$ 57	$ 57	$ 57	$ 57
495	A_6720020-LTLease-NonOffEquip	Other Expenses	880	$ -	$ 100	$ 100	$ 100	$ 100
496	A_6730030-Utilities-Telecom	Other Expenses	880	$ -	$ 41	$ 41	$ 41	$ 41
497	A_6730800-Utilities-Other	Other Expenses	880	$ -	$ 57	$ 57	$ 57	$ 57
498	A_6790199-Fees-Miscellaneous	Other Expenses	880	$ -	$ 639	$ 639	$ 639	$ 639
499	A_6790210-Permitting	Other Expenses	880	$ -	$ 248	$ 248	$ 248	$ 248
500	A_6790230-Postage Ship Courier	Other Expenses	880	$ -	$ 446	$ 446	$ 446	$ 446
501	A_6790255-Selling Mktg Exp	Other Expenses	880	$ -	$ 879	$ 879	$ 879	$ 879
502	A_6790320-Fleet Allocation	Other Expenses	880	$ -	$ 24,109	$ 24,109	$ 24,109	$ 24,109
503	A_6790321-Stores Allocation	Other Expenses	880	$ -	$ 1,231	$ 1,231	$ 1,231	$ 1,231
504	A_6790322-Small Tools Alloc	Other Expenses	880	$ -	$ 668	$ 668	$ 668	$ 668
505	A_6790800-Other Oper-Misc	Other Expenses	880	$ -	$ 2,780	$ 2,780	$ 2,780	$ 2,780
506	A_7103060-CIAC	Other Expenses	880	$ -	$ (11)	$ (11)	$ (11)	$ (11)
507	A_6790326-Facilities Alloc	Rents	881	$ (56,400)	$ 230,309	$ 230,309	$ 230,309	$ 230,309
508	**Total Distribution Operation Expenses**			**$ 22,600,232**	**$ 2,463,769**	**$ 2,463,769**	**$ 2,463,769**	**$ 2,463,769**
509								
510	**Distribution Expenses - Maintenance:**							
511	A_6010000-1001/A6010000	Maintenance of Mains	887	$ 2,192	$ 183	$ 183	$ 183	$ 183
512	A_6010010-1001/R6010000	Maintenance of Mains	887	$ 339	$ 28	$ 28	$ 28	$ 28
513	A_6010110-Labor Exempt ST	Maintenance of Mains	887	$ 236,298	$ 19,692	$ 19,692	$ 19,692	$ 19,692
514	A_6010130-Labor Exempt NonProd	Maintenance of Mains	887	$ 51,757	$ 4,313	$ 4,313	$ 4,313	$ 4,313
515	A_6010210-Labor NonExm ST	Maintenance of Mains	887	$ 1,345,731	$ 112,144	$ 112,144	$ 112,144	$ 112,144
516	A_6010220-Labor NonExm OT	Maintenance of Mains	887	$ 264,244	$ 22,020	$ 22,020	$ 22,020	$ 22,020
517	A_6010230-Labor NonExm NonProd	Maintenance of Mains	887	$ 236,384	$ 19,699	$ 19,699	$ 19,699	$ 19,699
518	A_6010910-Labor OffCycle Bonus	Maintenance of Mains	887	$ 473	$ 39	$ 39	$ 39	$ 39
519	A_6030010-EE ProfDue Subs Fees	Maintenance of Mains	887	$ -	$ 173	$ 173	$ 173	$ 173
520	A_6030040-EE Meals 50% Deduct	Maintenance of Mains	887	$ -	$ 2,299	$ 2,299	$ 2,299	$ 2,299
521	A_6030050-EE Mileage	Maintenance of Mains	887	$ -	$ 52	$ 52	$ 52	$ 52
522	A_6030060-EE Shoes Uniforms	Maintenance of Mains	887	$ -	$ 2,243	$ 2,243	$ 2,243	$ 2,243
523	A_6030070-EE Training	Maintenance of Mains	887	$ -	$ 514	$ 514	$ 514	$ 514
524	A_6030080-EE Travel Lodging	Maintenance of Mains	887	$ -	$ 9,924	$ 9,924	$ 9,924	$ 9,924
525	A_6030091-EE Apprec and Gifts	Maintenance of Mains	887	$ -	$ 0	$ 0	$ 0	$ 0
526	A_6030800-EE Miscellaneous	Maintenance of Mains	887	$ -	$ 911	$ 911	$ 911	$ 911
527	A_6100070-Consultants-Mgmt	Maintenance of Mains	887	$ -	$ 72	$ 72	$ 72	$ 72
528	A_6100080-Consultants-Other	Maintenance of Mains	887	$ -	$ 3,288	$ 3,288	$ 3,288	$ 3,288
529	A_6100100-Contractor Services	Maintenance of Mains	887	$ -	$ 11,254	$ 11,254	$ 11,254	$ 11,254
530	A_6100110-Instrument SvcRepair	Maintenance of Mains	887	$ -	$ 70	$ 70	$ 70	$ 70
531	A_6100120-Tool Service/Repair	Maintenance of Mains	887	$ -	$ 544	$ 544	$ 544	$ 544
532	A_6100150-Printing	Maintenance of Mains	887	$ -	$ 142	$ 142	$ 142	$ 142
533	A_6400010-M&S FurnOffEquip	Maintenance of Mains	887	$ -	$ 34	$ 34	$ 34	$ 34
534	A_6400020-M&S Gen Office	Maintenance of Mains	887	$ -	$ 296	$ 296	$ 296	$ 296
535	A_6400070-M&S Safety	Maintenance of Mains	887	$ -	$ 1,233	$ 1,233	$ 1,233	$ 1,233
536	A_6400080-M&S Vehicle Fuel	Maintenance of Mains	887	$ -	$ 183	$ 183	$ 183	$ 183
537	A_6400100-M&S OS Purchases	Maintenance of Mains	887	$ -	$ 7,273	$ 7,273	$ 7,273	$ 7,273
538	A_6400500-M&S Parts	Maintenance of Mains	887	$ -	$ 1,150	$ 1,150	$ 1,150	$ 1,150
539	A_6400510-M&S Small Tools	Maintenance of Mains	887	$ -	$ 4,376	$ 4,376	$ 4,376	$ 4,376
540	A_6401000-M&S Inven Issue	Maintenance of Mains	887	$ -	$ 11,665	$ 11,665	$ 11,665	$ 11,665
541	A_6500010-Transport-Vehicle	Maintenance of Mains	887	$ -	$ 28	$ 28	$ 28	$ 28
542	A_6710020-ST Rent-NonOff Equip	Maintenance of Mains	887	$ -	$ 173	$ 173	$ 173	$ 173

NMGC Exhibit ECB-5
Page 472 of 596

NEW MEXICO GAS COMPANY, INC.

Operations and Maintenance Summary
Base Period - 12 Months Ending March 31, 2023
Future Test Year - 12 Months Ending September 30, 2025

	A	B	C	AG	AH	AI	AJ	AK
3	Description	Account Name	FERC Acct	2/28/2025	3/31/2025	4/30/2025	5/31/2025	6/30/2025
494	A_6500010-Transport-Vehicle	Other Expenses	880	$ 57	$ 57	$ 57	$ 57	$ 57
495	A_6720020-LTLease-NonOffEquip	Other Expenses	880	$ 100	$ 100	$ 100	$ 100	$ 100
496	A_6730030-Utilities-Telecom	Other Expenses	880	$ 41	$ 41	$ 41	$ 41	$ 41
497	A_6730800-Utilities-Other	Other Expenses	880	$ 57	$ 57	$ 57	$ 57	$ 57
498	A_6790199-Fees-Miscellaneous	Other Expenses	880	$ 639	$ 639	$ 639	$ 639	$ 639
499	A_6790210-Permitting	Other Expenses	880	$ 248	$ 248	$ 248	$ 248	$ 248
500	A_6790230-Postage Ship Courier	Other Expenses	880	$ 446	$ 446	$ 446	$ 446	$ 446
501	A_6790255-Selling Mktg Exp	Other Expenses	880	$ 879	$ 879	$ 879	$ 879	$ 879
502	A_6790320-Fleet Allocation	Other Expenses	880	$ 24,109	$ 24,109	$ 24,109	$ 24,109	$ 24,109
503	A_6790321-Stores Allocation	Other Expenses	880	$ 1,231	$ 1,231	$ 1,231	$ 1,231	$ 1,231
504	A_6790322-Small Tools Alloc	Other Expenses	880	$ 668	$ 668	$ 668	$ 668	$ 668
505	A_6790800-Other Oper-Misc	Other Expenses	880	$ 2,780	$ 2,780	$ 2,780	$ 2,780	$ 2,780
506	A_7103060-CIAC	Other Expenses	880	$ (11)	$ (11)	$ (11)	$ (11)	$ (11)
507	A_6790326-Facilities Alloc	Rents	881	$ 230,309	$ 230,309	$ 230,309	$ 230,309	$ 230,309
508	**Total Distribution Operation Expenses**			**$ 2,463,769**	**$ 2,463,769**	**$ 2,463,769**	**$ 2,463,769**	**$ 2,463,769**
509								
510	**Distribution Expenses - Maintenance:**							
511	A_6010000-1001/A6010000	Maintenance of Mains	887	$ 183	$ 183	$ 183	$ 183	$ 183
512	A_6010010-1001/R6010000	Maintenance of Mains	887	$ 28	$ 28	$ 28	$ 28	$ 28
513	A_6010110-Labor Exempt ST	Maintenance of Mains	887	$ 19,692	$ 19,692	$ 19,692	$ 19,692	$ 19,692
514	A_6010130-Labor Exempt NonProd	Maintenance of Mains	887	$ 4,313	$ 4,313	$ 4,313	$ 4,313	$ 4,313
515	A_6010210-Labor NonExm ST	Maintenance of Mains	887	$ 112,144	$ 112,144	$ 112,144	$ 112,144	$ 112,144
516	A_6010220-Labor NonExm OT	Maintenance of Mains	887	$ 22,020	$ 22,020	$ 22,020	$ 22,020	$ 22,020
517	A_6010230-Labor NonExm NonProd	Maintenance of Mains	887	$ 19,699	$ 19,699	$ 19,699	$ 19,699	$ 19,699
518	A_6010910-Labor OffCycle Bonus	Maintenance of Mains	887	$ 39	$ 39	$ 39	$ 39	$ 39
519	A_6030010-EE ProfDue Subs Fees	Maintenance of Mains	887	$ 173	$ 173	$ 173	$ 173	$ 173
520	A_6030040-EE Meals 50% Deduct	Maintenance of Mains	887	$ 2,299	$ 2,299	$ 2,299	$ 2,299	$ 2,299
521	A_6030050-EE Mileage	Maintenance of Mains	887	$ 52	$ 52	$ 52	$ 52	$ 52
522	A_6030060-EE Shoes Uniforms	Maintenance of Mains	887	$ 2,243	$ 2,243	$ 2,243	$ 2,243	$ 2,243
523	A_6030070-EE Training	Maintenance of Mains	887	$ 514	$ 514	$ 514	$ 514	$ 514
524	A_6030080-EE Travel Lodging	Maintenance of Mains	887	$ 9,924	$ 9,924	$ 9,924	$ 9,924	$ 9,924
525	A_6030091-EE Apprec and Gifts	Maintenance of Mains	887	$ 0	$ 0	$ 0	$ 0	$ 0
526	A_6030800-EE Miscellaneous	Maintenance of Mains	887	$ 911	$ 911	$ 911	$ 911	$ 911
527	A_6100070-Consultants-Mgmt	Maintenance of Mains	887	$ 72	$ 72	$ 72	$ 72	$ 72
528	A_6100080-Consultants-Other	Maintenance of Mains	887	$ 3,288	$ 3,288	$ 3,288	$ 3,288	$ 3,288
529	A_6100100-Contractor Services	Maintenance of Mains	887	$ 11,254	$ 11,254	$ 11,254	$ 11,254	$ 11,254
530	A_6100110-Instrument SvcRepair	Maintenance of Mains	887	$ 70	$ 70	$ 70	$ 70	$ 70
531	A_6100120-Tool Service/Repair	Maintenance of Mains	887	$ 544	$ 544	$ 544	$ 544	$ 544
532	A_6100150-Printing	Maintenance of Mains	887	$ 142	$ 142	$ 142	$ 142	$ 142
533	A_6400010-M&S FurnOffEquip	Maintenance of Mains	887	$ 34	$ 34	$ 34	$ 34	$ 34
534	A_6400020-M&S Gen Office	Maintenance of Mains	887	$ 296	$ 296	$ 296	$ 296	$ 296
535	A_6400070-M&S Safety	Maintenance of Mains	887	$ 1,233	$ 1,233	$ 1,233	$ 1,233	$ 1,233
536	A_6400080-M&S Vehicle Fuel	Maintenance of Mains	887	$ 183	$ 183	$ 183	$ 183	$ 183
537	A_6400100-M&S OS Purchases	Maintenance of Mains	887	$ 7,273	$ 7,273	$ 7,273	$ 7,273	$ 7,273
538	A_6400500-M&S Parts	Maintenance of Mains	887	$ 1,150	$ 1,150	$ 1,150	$ 1,150	$ 1,150
539	A_6400510-M&S Small Tools	Maintenance of Mains	887	$ 4,376	$ 4,376	$ 4,376	$ 4,376	$ 4,376
540	A_6401000-M&S Inven Issue	Maintenance of Mains	887	$ 11,665	$ 11,665	$ 11,665	$ 11,665	$ 11,665
541	A_6500010-Transport-Vehicle	Maintenance of Mains	887	$ 28	$ 28	$ 28	$ 28	$ 28
542	A_6710020-ST Rent-NonOff Equip	Maintenance of Mains	887	$ 173	$ 173	$ 173	$ 173	$ 173

NMGC Exhibit ECB-5
Page 473 of 596

Sponsored by NMGC Witness Erik C. Buchanan

630 Schedule H-1.3 Test Period

NEW MEXICO GAS COMPANY, INC.

Operations and Maintenance Summary
Base Period - 12 Months Ending March 31, 2023
Future Test Year - 12 Months Ending September 30, 2025

	A	B	C	AL	AM	AN	AO
3	Description	Account Name	FERC Acct	7/31/2025	8/31/2025	9/30/2025	Future Test Year Ending 9/30/2025
494	A_6500010-Transport-Vehicle	Other Expenses	880	$ 57	$ 57	$ 57	$ 688
495	A_6720020-LTLease-NonOffEquip	Other Expenses	880	$ 100	$ 100	$ 100	$ 1,198
496	A_6730030-Utilities-Telecom	Other Expenses	880	$ 41	$ 41	$ 41	$ 491
497	A_6730800-Utilities-Other	Other Expenses	880	$ 57	$ 57	$ 57	$ 684
498	A_6790199-Fees-Miscellaneous	Other Expenses	880	$ 639	$ 639	$ 639	$ 7,667
499	A_6790210-Permitting	Other Expenses	880	$ 248	$ 248	$ 248	$ 2,970
500	A_6790230-Postage Ship Courier	Other Expenses	880	$ 446	$ 446	$ 446	$ 5,352
501	A_6790255-Selling Mktg Exp	Other Expenses	880	$ 879	$ 879	$ 879	$ 10,545
502	A_6790320-Fleet Allocation	Other Expenses	880	$ 24,109	$ 24,109	$ 24,109	$ 289,304
503	A_6790321-Stores Allocation	Other Expenses	880	$ 1,231	$ 1,231	$ 1,231	$ 14,778
504	A_6790322-Small Tools Alloc	Other Expenses	880	$ 668	$ 668	$ 668	$ 8,012
505	A_6790800-Other Oper-Misc	Other Expenses	880	$ 2,780	$ 2,780	$ 2,780	$ 33,357
506	A_7103060-CIAC	Other Expenses	880	$ (11)	$ (11)	$ (11)	$ (136)
507	A_6790326-Facilities Alloc	Rents	881	$ 230,309	$ 230,309	$ 230,309	$ 2,763,713
508	**Total Distribution Operation Expenses**			**$ 2,463,769**	**$ 2,463,769**	**$ 2,463,769**	**$ 29,565,226**
509							
510	**Distribution Expenses - Maintenance:**						
511	A_6010000-1001/A6010000	Maintenance of Mains	887	$ 183	$ 183	$ 183	$ 2,192
512	A_6010010-1001/R6010000	Maintenance of Mains	887	$ 28	$ 28	$ 28	$ 339
513	A_6010110-Labor Exempt ST	Maintenance of Mains	887	$ 19,692	$ 19,692	$ 19,692	$ 236,298
514	A_6010130-Labor Exempt NonProd	Maintenance of Mains	887	$ 4,313	$ 4,313	$ 4,313	$ 51,757
515	A_6010210-Labor NonExm ST	Maintenance of Mains	887	$ 112,144	$ 112,144	$ 112,144	$ 1,345,731
516	A_6010220-Labor NonExm OT	Maintenance of Mains	887	$ 22,020	$ 22,020	$ 22,020	$ 264,244
517	A_6010230-Labor NonExm NonProd	Maintenance of Mains	887	$ 19,699	$ 19,699	$ 19,699	$ 236,384
518	A_6010910-Labor OffCycle Bonus	Maintenance of Mains	887	$ 39	$ 39	$ 39	$ 473
519	A_6030010-EE ProfDue Subs Fees	Maintenance of Mains	887	$ 173	$ 173	$ 173	$ 2,075
520	A_6030040-EE Meals 50% Deduct	Maintenance of Mains	887	$ 2,299	$ 2,299	$ 2,299	$ 27,586
521	A_6030050-EE Mileage	Maintenance of Mains	887	$ 52	$ 52	$ 52	$ 628
522	A_6030060-EE Shoes Uniforms	Maintenance of Mains	887	$ 2,243	$ 2,243	$ 2,243	$ 26,913
523	A_6030070-EE Training	Maintenance of Mains	887	$ 514	$ 514	$ 514	$ 6,173
524	A_6030080-EE Travel Lodging	Maintenance of Mains	887	$ 9,924	$ 9,924	$ 9,924	$ 119,088
525	A_6030091-EE Apprec and Gifts	Maintenance of Mains	887	$ 0	$ 0	$ 0	$ 5
526	A_6030800-EE Miscellaneous	Maintenance of Mains	887	$ 911	$ 911	$ 911	$ 10,932
527	A_6100070-Consultants-Mgmt	Maintenance of Mains	887	$ 72	$ 72	$ 72	$ 859
528	A_6100080-Consultants-Other	Maintenance of Mains	887	$ 3,288	$ 3,288	$ 3,288	$ 39,451
529	A_6100100-Contractor Services	Maintenance of Mains	887	$ 11,254	$ 11,254	$ 11,254	$ 135,044
530	A_6100110-Instrument SvcRepair	Maintenance of Mains	887	$ 70	$ 70	$ 70	$ 843
531	A_6100120-Tool Service/Repair	Maintenance of Mains	887	$ 544	$ 544	$ 544	$ 6,524
532	A_6100150-Printing	Maintenance of Mains	887	$ 142	$ 142	$ 142	$ 1,706
533	A_6400010-M&S FurnOffEquip	Maintenance of Mains	887	$ 34	$ 34	$ 34	$ 407
534	A_6400020-M&S Gen Office	Maintenance of Mains	887	$ 296	$ 296	$ 296	$ 3,549
535	A_6400070-M&S Safety	Maintenance of Mains	887	$ 1,233	$ 1,233	$ 1,233	$ 14,791
536	A_6400080-M&S Vehicle Fuel	Maintenance of Mains	887	$ 183	$ 183	$ 183	$ 2,197
537	A_6400100-M&S OS Purchases	Maintenance of Mains	887	$ 7,273	$ 7,273	$ 7,273	$ 87,280
538	A_6400500-M&S Parts	Maintenance of Mains	887	$ 1,150	$ 1,150	$ 1,150	$ 13,802
539	A_6400510-M&S Small Tools	Maintenance of Mains	887	$ 4,376	$ 4,376	$ 4,376	$ 52,507
540	A_6401000-M&S Inven Issue	Maintenance of Mains	887	$ 11,665	$ 11,665	$ 11,665	$ 139,976
541	A_6500010-Transport-Vehicle	Maintenance of Mains	887	$ 28	$ 28	$ 28	$ 335
542	A_6710020-ST Rent-NonOff Equip	Maintenance of Mains	887	$ 173	$ 173	$ 173	$ 2,079

NMGC Exhibit ECB-5
Page 474 of 596

NEW MEXICO GAS COMPANY, INC.

Operations and Maintenance Summary
Base Period - 12 Months Ending March 31, 2023
Future Test Year - 12 Months Ending September 30, 2025

	A	B	C	D	E	F	G	H	I
3	Description	Account Name	FERC Acct	4/30/2022	5/31/2022	6/30/2022	7/31/2022	8/31/2022	9/30/2022
543	A_6710060-ST Rent-Vehicle	Maintenance of Mains	887	$ -	$ -	$ -	$ -	$ 115	$ -
544	A_6710800-ST Rent-Other	Maintenance of Mains	887	$ -	$ 471	$ -	$ -	$ -	$ -
545	A_6720020-LTLease-NonOffEquip	Maintenance of Mains	887	$ 114	$ -	$ -	$ -	$ -	$ 935
546	A_6730030-Utilities-Telecom	Maintenance of Mains	887	$ 11	$ 30	$ -	$ -	$ -	$ -
547	A_6730800-Utilities-Other	Maintenance of Mains	887	$ 160	$ 311	$ 16	$ -	$ -	$ 863
548	A_6790199-Fees-Miscellaneous	Maintenance of Mains	887	$ 209	$ 579	$ 78	$ 29	$ 113	$ 295
549	A_6790210-Permitting	Maintenance of Mains	887	$ 635	$ 1,299	$ 1,382	$ 252	$ 229	$ 334
550	A_6790230-Postage Ship Courier	Maintenance of Mains	887	$ 37	$ 16	$ 10	$ 376	$ 35	$ 239
551	A_6790320-Fleet Allocation	Maintenance of Mains	887	$ 18,866	$ 21,901	$ 16,012	$ 18,681	$ 18,410	$ 16,985
552	A_6790321-Stores Allocation	Maintenance of Mains	887	$ 1,222	$ 2,972	$ 1,558	$ 735	$ 1,994	$ 731
553	A_6790322-Small Tools Alloc	Maintenance of Mains	887	$ 583	$ 553	$ 549	$ 204	$ 1,007	$ 259
554	A_6790800-Other Oper-Misc	Maintenance of Mains	887	$ -	$ -	$ -	$ -	$ -	$ -
555	A_6010000-1001/A6010000	Maintenance of Measuring and Regulating Station Equipment	889	$ 498	$ 0	$ 0	$ 0	$ 0	$ 1,033
556	A_6010010-1001/R6010000	Maintenance of Measuring and Regulating Station Equipment	889	$ -	$ -	$ -	$ 55	$ -	$ 148
557	A_6010110-Labor Exempt ST	Maintenance of Measuring and Regulating Station Equipment	889	$ 17,762	$ 19,034	$ 13,958	$ 20,115	$ 19,105	$ 18,242
558	A_6010130-Labor Exempt NonProd	Maintenance of Measuring and Regulating Station Equipment	889	$ 4,465	$ 523	$ 4,231	$ 3,590	$ 3,366	$ 3,697
559	A_6010210-Labor NonExm ST	Maintenance of Measuring and Regulating Station Equipment	889	$ 48,199	$ 51,630	$ 42,136	$ 55,038	$ 65,670	$ 52,032
560	A_6010220-Labor NonExm OT	Maintenance of Measuring and Regulating Station Equipment	889	$ 20,519	$ 20,566	$ 14,906	$ 16,075	$ 22,580	$ 19,864
561	A_6010230-Labor NonExm NonProd	Maintenance of Measuring and Regulating Station Equipment	889	$ 14,806	$ 5,572	$ 10,257	$ 11,825	$ 4,275	$ 20,448
562	A_6010910-Labor OffCycle Bonus	Maintenance of Measuring and Regulating Station Equipment	889	$ 57	$ -	$ -	$ 4	$ -	$ -
563	A_6018999-Labor Exp Reclass	Maintenance of Measuring and Regulating Station Equipment	889	$ -	$ -	$ -	$ -	$ -	$ 1,013
564	A_6030010-EE ProfDue Subs Fees	Maintenance of Measuring and Regulating Station Equipment	889	$ -	$ -	$ -	$ -	$ -	$ -
565	A_6030040-EE Meals 50% Deduct	Maintenance of Measuring and Regulating Station Equipment	889	$ 391	$ 503	$ 168	$ 88	$ 526	$ 218
566	A_6030060-EE Shoes Uniforms	Maintenance of Measuring and Regulating Station Equipment	889	$ -	$ 170	$ 255	$ 310	$ 114	$ 2
567	A_6030070-EE Training	Maintenance of Measuring and Regulating Station Equipment	889	$ -	$ 554	$ 631	$ -	$ -	$ 26
568	A_6030080-EE Travel Lodging	Maintenance of Measuring and Regulating Station Equipment	889	$ -	$ 564	$ 274	$ -	$ -	$ -
569	A_6030091-EE Apprec and Gifts	Maintenance of Measuring and Regulating Station Equipment	889	$ -	$ 1	$ -	$ -	$ 3	$ -
570	A_6030800-EE Miscellaneous	Maintenance of Measuring and Regulating Station Equipment	889	$ 581	$ 0	$ 171	$ 3,449	$ 2,665	$ -
571	A_6100070-Consultants-Mgmt	Maintenance of Measuring and Regulating Station Equipment	889	$ 7	$ -	$ -	$ -	$ -	$ -
572	A_6100080-Consultants-Other	Maintenance of Measuring and Regulating Station Equipment	889	$ -	$ -	$ -	$ 1,024	$ -	$ -
573	A_6100100-Contractor Services	Maintenance of Measuring and Regulating Station Equipment	889	$ 3,414	$ 15,994	$ 11,967	$ -	$ 2,741	$ 1,076
574	A_6108999-OutSvc Exp Reclass	Maintenance of Measuring and Regulating Station Equipment	889	$ -	$ -	$ -	$ -	$ -	$ 2,388
575	A_6400020-M&S Gen Office	Maintenance of Measuring and Regulating Station Equipment	889	$ -	$ -	$ 32	$ -	$ 47	$ -
576	A_6400070-M&S Safety	Maintenance of Measuring and Regulating Station Equipment	889	$ -	$ -	$ -	$ -	$ -	$ -
577	A_6400080-M&S Vehicle Fuel	Maintenance of Measuring and Regulating Station Equipment	889	$ -	$ -	$ 12	$ -	$ 29	$ 16
578	A_6400100-M&S OS Purchases	Maintenance of Measuring and Regulating Station Equipment	889	$ 30,843	$ 20,879	$ 7,727	$ 6,803	$ 24,522	$ 11,235
579	A_6400500-M&S Parts	Maintenance of Measuring and Regulating Station Equipment	889	$ 219	$ -	$ -	$ 7	$ -	$ 225
580	A_6400510-M&S Small Tools	Maintenance of Measuring and Regulating Station Equipment	889	$ 92	$ 526	$ 130	$ 272	$ 2,045	$ 239
581	A_6408999-M&S Exp Reclass	Maintenance of Measuring and Regulating Station Equipment	889	$ -	$ -	$ -	$ -	$ -	$ 1,574
582	A_6401000-M&S Inven Issue	Maintenance of Measuring and Regulating Station Equipment	889	$ 1,454	$ -	$ 2,718	$ 57	$ 4,023	$ 2,191
583	A_6720020-LTLease-NonOffEquip	Maintenance of Measuring and Regulating Station Equipment	889	$ -	$ 76	$ 1,761	$ (48)	$ 307	$ 70
584	A_6730800-Utilities-Other	Maintenance of Measuring and Regulating Station Equipment	889	$ -	$ 223	$ -	$ -	$ -	$ -
585	A_6790199-Fees-Miscellaneous	Maintenance of Measuring and Regulating Station Equipment	889	$ -	$ 843	$ 31	$ 4,227	$ 446	$ 1,163
586	A_6790210-Permitting	Maintenance of Measuring and Regulating Station Equipment	889	$ 94	$ -	$ -	$ -	$ -	$ -
587	A_6790230-Postage Ship Courier	Maintenance of Measuring and Regulating Station Equipment	889	$ -	$ 2,067	$ -	$ -	$ -	$ 99
588	A_6790320-Fleet Allocation	Maintenance of Measuring and Regulating Station Equipment	889	$ 10,804	$ 12,078	$ 8,682	$ 12,761	$ 13,738	$ 11,283
589	A_6790321-Stores Allocation	Maintenance of Measuring and Regulating Station Equipment	889	$ 2,212	$ 3,696	$ 1,193	$ 414	$ 2,276	$ 562
590	A_6790322-Small Tools Alloc	Maintenance of Measuring and Regulating Station Equipment	889	$ 1,055	$ 688	$ 421	$ 115	$ 1,149	$ 199
591	A_6010000-1001/A6010000	Maintenance of Services	892	$ 651	$ 28	$ 148	$ 22	$ (1,795)	$ 20

NMGC Exhibit ECB-5
Page 475 of 596

NEW MEXICO GAS COMPANY, INC.

Operations and Maintenance Summary
Base Period - 12 Months Ending March 31, 2023
Future Test Year - 12 Months Ending September 30, 2025

	A	B	C	J	K	L	M	N	O
3	Description	Account Name	FERC Acct	10/31/2022	11/30/2022	12/31/2022	1/31/2023	2/28/2023	3/31/2023
543	A_6710060-ST Rent-Vehicle	Maintenance of Mains	887	$ -	$ -	$ -	$ -	$ -	$ -
544	A_6710800-ST Rent-Other	Maintenance of Mains	887	$ 886	$ -	$ -	$ -	$ 238	$ -
545	A_6720020-LTLease-NonOffEquip	Maintenance of Mains	887	$ 646	$ 1,573	$ 305	$ 362	$ 22	$ 2,699
546	A_6730030-Utilities-Telecom	Maintenance of Mains	887	$ -	$ 70	$ -	$ -	$ -	$ -
547	A_6730800-Utilities-Other	Maintenance of Mains	887	$ 20	$ -	$ 45	$ -	$ 193	$ 148
548	A_6790199-Fees-Miscellaneous	Maintenance of Mains	887	$ 121	$ 776	$ 153	$ 69	$ 212	$ 200
549	A_6790210-Permitting	Maintenance of Mains	887	$ 127	$ -	$ 485	$ 237	$ -	$ -
550	A_6790230-Postage Ship Courier	Maintenance of Mains	887	$ 55	$ 27	$ 29	$ -	$ 215	$ 61
551	A_6790320-Fleet Allocation	Maintenance of Mains	887	$ 16,175	$ 14,072	$ 15,350	$ 25,473	$ 21,302	$ 22,576
552	A_6790321-Stores Allocation	Maintenance of Mains	887	$ 936	$ 412	$ 2,085	$ 878	$ 686	$ 1,615
553	A_6790322-Small Tools Alloc	Maintenance of Mains	887	$ 665	$ 382	$ 519	$ 553	$ 1,229	$ 554
554	A_6790800-Other Oper-Misc	Maintenance of Mains	887	$ -	$ -	$ -	$ -	$ 1,500	$ (30,524)
555	A_6010000-1001/A6010000	Maintenance of Measuring and Regulating Station Equipment	889	$ -	$ 538	$ 5	$ -	$ 92	$ 9
556	A_6010010-1001/R6010000	Maintenance of Measuring and Regulating Station Equipment	889	$ -	$ 162	$ 3	$ -	$ 42	$ 19
557	A_6010110-Labor Exempt ST	Maintenance of Measuring and Regulating Station Equipment	889	$ 19,132	$ 14,289	$ 12,992	$ 16,242	$ 16,935	$ 16,980
558	A_6010130-Labor Exempt NonProd	Maintenance of Measuring and Regulating Station Equipment	889	$ 2,884	$ 5,073	$ 5,497	$ 4,301	$ 1,111	$ 1,896
559	A_6010210-Labor NonExm ST	Maintenance of Measuring and Regulating Station Equipment	889	$ 68,272	$ 58,449	$ 37,802	$ 49,830	$ 55,584	$ 58,004
560	A_6010220-Labor NonExm OT	Maintenance of Measuring and Regulating Station Equipment	889	$ 27,786	$ 28,522	$ 20,006	$ 25,675	$ 23,853	$ 22,130
561	A_6010230-Labor NonExm NonProd	Maintenance of Measuring and Regulating Station Equipment	889	$ 6,021	$ 3,981	$ 24,226	$ 16,151	$ 4,817	$ 5,148
562	A_6010910-Labor OffCycle Bonus	Maintenance of Measuring and Regulating Station Equipment	889	$ 239	$ -	$ -	$ 121	$ -	$ -
563	A_6018999-Labor Exp Reclass	Maintenance of Measuring and Regulating Station Equipment	889	$ -	$ -	$ -	$ (544)	$ -	$ -
564	A_6030010-EE ProfDue Subs Fees	Maintenance of Measuring and Regulating Station Equipment	889	$ 10	$ -	$ -	$ -	$ -	$ -
565	A_6030040-EE Meals 50% Deduct	Maintenance of Measuring and Regulating Station Equipment	889	$ 157	$ 731	$ 611	$ 266	$ 302	$ 271
566	A_6030060-EE Shoes Uniforms	Maintenance of Measuring and Regulating Station Equipment	889	$ -	$ 360	$ 126	$ 9,209	$ 118	$ 50
567	A_6030070-EE Training	Maintenance of Measuring and Regulating Station Equipment	889	$ 505	$ 56	$ 177	$ 1,091	$ (173)	$ -
568	A_6030080-EE Travel Lodging	Maintenance of Measuring and Regulating Station Equipment	889	$ 539	$ 1,180	$ 847	$ -	$ 3	$ -
569	A_6030091-EE Apprec and Gifts	Maintenance of Measuring and Regulating Station Equipment	889	$ -	$ -	$ 2,484	$ -	$ -	$ -
570	A_6030800-EE Miscellaneous	Maintenance of Measuring and Regulating Station Equipment	889	$ 407	$ 425	$ 222	$ -	$ 75	$ 569
571	A_6100070-Consultants-Mgmt	Maintenance of Measuring and Regulating Station Equipment	889	$ -	$ 388	$ 273	$ -	$ -	$ -
572	A_6100080-Consultants-Other	Maintenance of Measuring and Regulating Station Equipment	889	$ -	$ -	$ 146	$ -	$ -	$ -
573	A_6100100-Contractor Services	Maintenance of Measuring and Regulating Station Equipment	889	$ 5,997	$ 414	$ 48,314	$ (23,337)	$ 5,940	$ 40,870
574	A_6108999-OutSvc Exp Reclass	Maintenance of Measuring and Regulating Station Equipment	889	$ -	$ -	$ -	$ -	$ -	$ -
575	A_6400020-M&S Gen Office	Maintenance of Measuring and Regulating Station Equipment	889	$ -	$ -	$ -	$ -	$ -	$ -
576	A_6400070-M&S Safety	Maintenance of Measuring and Regulating Station Equipment	889	$ -	$ -	$ -	$ -	$ -	$ 16
577	A_6400080-M&S Vehicle Fuel	Maintenance of Measuring and Regulating Station Equipment	889	$ 24	$ 75	$ 149	$ -	$ -	$ -
578	A_6400100-M&S OS Purchases	Maintenance of Measuring and Regulating Station Equipment	889	$ 7,096	$ 56,802	$ 15,233	$ 9,186	$ 15,482	$ 6,380
579	A_6400500-M&S Parts	Maintenance of Measuring and Regulating Station Equipment	889	$ 54	$ -	$ 357	$ -	$ -	$ 349
580	A_6400510-M&S Small Tools	Maintenance of Measuring and Regulating Station Equipment	889	$ 403	$ 3,141	$ 161	$ 72	$ -	$ 35
581	A_6408999-M&S Exp Reclass	Maintenance of Measuring and Regulating Station Equipment	889	$ -	$ -	$ -	$ -	$ -	$ -
582	A_6401000-M&S Inven Issue	Maintenance of Measuring and Regulating Station Equipment	889	$ (129)	$ 84,963	$ 3,532	$ 10,230	$ -	$ 1,641
583	A_6720020-LTLease-NonOffEquip	Maintenance of Measuring and Regulating Station Equipment	889	$ 200	$ 329	$ 407	$ 94	$ -	$ -
584	A_6730800-Utilities-Other	Maintenance of Measuring and Regulating Station Equipment	889	$ -	$ -	$ -	$ -	$ -	$ -
585	A_6790199-Fees-Miscellaneous	Maintenance of Measuring and Regulating Station Equipment	889	$ -	$ 2,433	$ -	$ 75	$ -	$ 63
586	A_6790210-Permitting	Maintenance of Measuring and Regulating Station Equipment	889	$ -	$ -	$ -	$ -	$ -	$ 129
587	A_6790230-Postage Ship Courier	Maintenance of Measuring and Regulating Station Equipment	889	$ 58	$ -	$ 163	$ 1,070	$ 77	$ -
588	A_6790320-Fleet Allocation	Maintenance of Measuring and Regulating Station Equipment	889	$ 12,989	$ 9,438	$ 9,135	$ 10,964	$ 11,731	$ 9,355
589	A_6790321-Stores Allocation	Maintenance of Measuring and Regulating Station Equipment	889	$ 528	$ 2,839	$ 1,717	$ 2,367	$ 650	$ 482
590	A_6790322-Small Tools Alloc	Maintenance of Measuring and Regulating Station Equipment	889	$ 375	$ 2,631	$ 427	$ 1,492	$ 1,165	$ 165
591	A_6010000-1001/A6010000	Maintenance of Services	892	$ 79	$ 98	$ 169	$ 1	$ (578)	$ 2,023

NMGC Exhibit ECB-5
Page 476 of 596

NEW MEXICO GAS COMPANY, INC.

Operations and Maintenance Summary
Base Period - 12 Months Ending March 31, 2023
Future Test Year - 12 Months Ending September 30, 2025

	A	B	C	P	Q	R	S	T	U
3	Description	Account Name	FERC Acct	Total Company Unadjusted Base Period Ending 3/31/2023	Base Period Adjustments	Adjusted Base Period	Removal of Separately Forecasted Items (To be added back Later)	Remaining Base Period O&M to be Escalated	Escalated Linkage 1 - Results of Pure Escalation of 3.93%
543	A_6710060-ST Rent-Vehicle	Maintenance of Mains	887	$ 115	$ -	$ 115	$ -	$ 115	$ 119
544	A_6710800-ST Rent-Other	Maintenance of Mains	887	$ 1,595	$ -	$ 1,595	$ -	$ 1,595	$ 1,658
545	A_6720020-LTLease-NonOffEquip	Maintenance of Mains	887	$ 6,656	$ -	$ 6,656	$ -	$ 6,656	$ 6,918
546	A_6730030-Utilities-Telecom	Maintenance of Mains	887	$ 110	$ -	$ 110	$ -	$ 110	$ 115
547	A_6730800-Utilities-Other	Maintenance of Mains	887	$ 1,755	$ -	$ 1,755	$ -	$ 1,755	$ 1,824
548	A_6790199-Fees-Miscellaneous	Maintenance of Mains	887	$ 2,835	$ -	$ 2,835	$ -	$ 2,835	$ 2,946
549	A_6790210-Permitting	Maintenance of Mains	887	$ 4,980	$ -	$ 4,980	$ -	$ 4,980	$ 5,176
550	A_6790230-Postage Ship Courier	Maintenance of Mains	887	$ 1,101	$ -	$ 1,101	$ -	$ 1,101	$ 1,144
551	A_6790320-Fleet Allocation	Maintenance of Mains	887	$ 225,804	$ -	$ 225,804	$ -	$ 225,804	$ 234,683
552	A_6790321-Stores Allocation	Maintenance of Mains	887	$ 15,825	$ -	$ 15,825	$ -	$ 15,825	$ 16,447
553	A_6790322-Small Tools Alloc	Maintenance of Mains	887	$ 7,058	$ -	$ 7,058	$ -	$ 7,058	$ 7,336
554	A_6790800-Other Oper-Misc	Maintenance of Mains	887	$ (29,024)	$ -	$ (29,024)	$ -	$ (29,024)	$ (30,165)
555	A_6010000-1001/A6010000	Maintenance of Measuring and Regulating Station Equipment	889	$ 2,176	$ 120	$ 2,296	$ (2,296)	$ -	$ -
556	A_6010010-1001/R6010000	Maintenance of Measuring and Regulating Station Equipment	889	$ 429	$ 24	$ 453	$ (453)	$ -	$ -
557	A_6010110-Labor Exempt ST	Maintenance of Measuring and Regulating Station Equipment	889	$ 204,788	$ 27,626	$ 232,414	$ (232,414)	$ -	$ -
558	A_6010130-Labor Exempt NonProd	Maintenance of Measuring and Regulating Station Equipment	889	$ 40,635	$ 2,234	$ 42,869	$ (42,869)	$ -	$ -
559	A_6010210-Labor NonExm ST	Maintenance of Measuring and Regulating Station Equipment	889	$ 642,647	$ 86,694	$ 729,341	$ (729,341)	$ -	$ -
560	A_6010220-Labor NonExm OT	Maintenance of Measuring and Regulating Station Equipment	889	$ 262,481	$ (41,906)	$ 220,575	$ (220,575)	$ -	$ -
561	A_6010230-Labor NonExm NonProd	Maintenance of Measuring and Regulating Station Equipment	889	$ 127,525	$ 7,012	$ 134,538	$ (134,538)	$ -	$ -
562	A_6010910-Labor OffCycle Bonus	Maintenance of Measuring and Regulating Station Equipment	889	$ 422	$ 23	$ 446	$ (446)	$ -	$ -
563	A_6018999-Labor Exp Reclass	Maintenance of Measuring and Regulating Station Equipment	889	$ 469	$ 26	$ 495	$ (495)	$ -	$ -
564	A_6030010-EE ProfDue Subs Fees	Maintenance of Measuring and Regulating Station Equipment	889	$ 10	$ -	$ 10	$ -	$ 10	$ 10
565	A_6030040-EE Meals 50% Deduct	Maintenance of Measuring and Regulating Station Equipment	889	$ 4,231	$ -	$ 4,231	$ -	$ 4,231	$ 4,397
566	A_6030060-EE Shoes Uniforms	Maintenance of Measuring and Regulating Station Equipment	889	$ 10,715	$ -	$ 10,715	$ -	$ 10,715	$ 11,136
567	A_6030070-EE Training	Maintenance of Measuring and Regulating Station Equipment	889	$ 2,868	$ -	$ 2,868	$ -	$ 2,868	$ 2,981
568	A_6030080-EE Travel Lodging	Maintenance of Measuring and Regulating Station Equipment	889	$ 3,407	$ -	$ 3,407	$ -	$ 3,407	$ 3,541
569	A_6030091-EE Apprec and Gifts	Maintenance of Measuring and Regulating Station Equipment	889	$ 2,488	$ -	$ 2,488	$ -	$ 2,488	$ 2,586
570	A_6030800-EE Miscellaneous	Maintenance of Measuring and Regulating Station Equipment	889	$ 8,563	$ -	$ 8,563	$ -	$ 8,563	$ 8,900
571	A_6100070-Consultants-Mgmt	Maintenance of Measuring and Regulating Station Equipment	889	$ 668	$ -	$ 668	$ -	$ 668	$ 694
572	A_6100080-Consultants-Other	Maintenance of Measuring and Regulating Station Equipment	889	$ 1,170	$ -	$ 1,170	$ -	$ 1,170	$ 1,216
573	A_6100100-Contractor Services	Maintenance of Measuring and Regulating Station Equipment	889	$ 113,390	$ -	$ 113,390	$ -	$ 113,390	$ 117,849
574	A_6108999-OutSvc Exp Reclass	Maintenance of Measuring and Regulating Station Equipment	889	$ 2,388	$ -	$ 2,388	$ -	$ 2,388	$ 2,482
575	A_6400020-M&S Gen Office	Maintenance of Measuring and Regulating Station Equipment	889	$ 80	$ -	$ 80	$ -	$ 80	$ 83
576	A_6400070-M&S Safety	Maintenance of Measuring and Regulating Station Equipment	889	$ 16	$ -	$ 16	$ -	$ 16	$ 16
577	A_6400080-M&S Vehicle Fuel	Maintenance of Measuring and Regulating Station Equipment	889	$ 305	$ -	$ 305	$ -	$ 305	$ 317
578	A_6400100-M&S OS Purchases	Maintenance of Measuring and Regulating Station Equipment	889	$ 212,189	$ -	$ 212,189	$ -	$ 212,189	$ 220,532
579	A_6400500-M&S Parts	Maintenance of Measuring and Regulating Station Equipment	889	$ 1,210	$ -	$ 1,210	$ -	$ 1,210	$ 1,257
580	A_6400510-M&S Small Tools	Maintenance of Measuring and Regulating Station Equipment	889	$ 7,116	$ -	$ 7,116	$ -	$ 7,116	$ 7,396
581	A_6408999-M&S Exp Reclass	Maintenance of Measuring and Regulating Station Equipment	889	$ 1,574	$ -	$ 1,574	$ -	$ 1,574	$ 1,636
582	A_6401000-M&S Inven Issue	Maintenance of Measuring and Regulating Station Equipment	889	$ 110,680	$ -	$ 110,680	$ -	$ 110,680	$ 115,032
583	A_6720020-LTLease-NonOffEquip	Maintenance of Measuring and Regulating Station Equipment	889	$ 3,195	$ -	$ 3,195	$ -	$ 3,195	$ 3,321
584	A_6730800-Utilities-Other	Maintenance of Measuring and Regulating Station Equipment	889	$ 223	$ -	$ 223	$ -	$ 223	$ 232
585	A_6790199-Fees-Miscellaneous	Maintenance of Measuring and Regulating Station Equipment	889	$ 9,280	$ -	$ 9,280	$ -	$ 9,280	$ 9,645
586	A_6790210-Permitting	Maintenance of Measuring and Regulating Station Equipment	889	$ 223	$ -	$ 223	$ -	$ 223	$ 232
587	A_6790230-Postage Ship Courier	Maintenance of Measuring and Regulating Station Equipment	889	$ 3,534	$ -	$ 3,534	$ -	$ 3,534	$ 3,673
588	A_6790320-Fleet Allocation	Maintenance of Measuring and Regulating Station Equipment	889	$ 132,958	$ -	$ 132,958	$ -	$ 132,958	$ 138,186
589	A_6790321-Stores Allocation	Maintenance of Measuring and Regulating Station Equipment	889	$ 18,935	$ -	$ 18,935	$ -	$ 18,935	$ 19,680
590	A_6790322-Small Tools Alloc	Maintenance of Measuring and Regulating Station Equipment	889	$ 9,882	$ -	$ 9,882	$ -	$ 9,882	$ 10,271
591	A_6010000-1001/A6010000	Maintenance of Services	892	$ 865	$ 48	$ 913	$ (913)	$ -	$ -

NMGC Exhibit ECB-5
Page 477 of 596

NEW MEXICO GAS COMPANY, INC.

Operations and Maintenance Summary
Base Period - 12 Months Ending March 31, 2023
Future Test Year - 12 Months Ending September 30, 2025

	A	B	C	V	W	X	Y	Z	AA
3	Description	Account Name	FERC Acct	Total Linkage 1 Period Separately Forecasted Items	Linkage 1 Ending 3/31/2024	Escalated Linkage 2 - Results of Pure Escalation of 1.62%	Total Linkage 2 Period Separately Forecasted Items	Linkage 2 Ending 9/30/2024	Escalated Test Year - Results of Pure Escalation of 2.90%
543	A_6710060-ST Rent-Vehicle	Maintenance of Mains	887	$ -	$ 119	$ 121	$ -	$ 121	$ 125
544	A_6710800-ST Rent-Other	Maintenance of Mains	887	$ -	$ 1,658	$ 1,685	$ -	$ 1,685	$ 1,733
545	A_6720020-LTLease-NonOffEquip	Maintenance of Mains	887	$ -	$ 6,918	$ 7,030	$ -	$ 7,030	$ 7,234
546	A_6730030-Utilities-Telecom	Maintenance of Mains	887	$ -	$ 115	$ 117	$ -	$ 117	$ 120
547	A_6730800-Utilities-Other	Maintenance of Mains	887	$ -	$ 1,824	$ 1,853	$ -	$ 1,853	$ 1,907
548	A_6790199-Fees-Miscellaneous	Maintenance of Mains	887	$ -	$ 2,946	$ 2,994	$ -	$ 2,994	$ 3,081
549	A_6790210-Permitting	Maintenance of Mains	887	$ -	$ 5,176	$ 5,260	$ -	$ 5,260	$ 5,412
550	A_6790230-Postage Ship Courier	Maintenance of Mains	887	$ -	$ 1,144	$ 1,162	$ -	$ 1,162	$ 1,196
551	A_6790320-Fleet Allocation	Maintenance of Mains	887	$ -	$ 234,683	$ 238,492	$ -	$ 238,492	$ 245,407
552	A_6790321-Stores Allocation	Maintenance of Mains	887	$ -	$ 16,447	$ 16,714	$ -	$ 16,714	$ 17,198
553	A_6790322-Small Tools Alloc	Maintenance of Mains	887	$ -	$ 7,336	$ 7,455	$ -	$ 7,455	$ 7,671
554	A_6790800-Other Oper-Misc	Maintenance of Mains	887	$ -	$ (30,165)	$ (30,655)	$ -	$ (30,655)	$ (31,544)
555	A_6010000-1001/A6010000	Maintenance of Measuring and Regulating Station Equipment	889	$ 2,336	$ 2,336	$ -	$ 2,376	$ 2,376	$ -
556	A_6010010-1001/R6010000	Maintenance of Measuring and Regulating Station Equipment	889	$ 461	$ 461	$ -	$ 469	$ 469	$ -
557	A_6010110-Labor Exempt ST	Maintenance of Measuring and Regulating Station Equipment	889	$ 236,481	$ 236,481	$ -	$ 240,549	$ 240,549	$ -
558	A_6010130-Labor Exempt NonProd	Maintenance of Measuring and Regulating Station Equipment	889	$ 43,619	$ 43,619	$ -	$ 44,370	$ 44,370	$ -
559	A_6010210-Labor NonExm ST	Maintenance of Measuring and Regulating Station Equipment	889	$ 742,104	$ 742,104	$ -	$ 754,868	$ 754,868	$ -
560	A_6010220-Labor NonExm OT	Maintenance of Measuring and Regulating Station Equipment	889	$ 224,435	$ 224,435	$ -	$ 228,295	$ 228,295	$ -
561	A_6010230-Labor NonExm NonProd	Maintenance of Measuring and Regulating Station Equipment	889	$ 136,892	$ 136,892	$ -	$ 139,246	$ 139,246	$ -
562	A_6010910-Labor OffCycle Bonus	Maintenance of Measuring and Regulating Station Equipment	889	$ 453	$ 453	$ -	$ 461	$ 461	$ -
563	A_6018999-Labor Exp Reclass	Maintenance of Measuring and Regulating Station Equipment	889	$ 503	$ 503	$ -	$ 512	$ 512	$ -
564	A_6030010-EE ProfDue Subs Fees	Maintenance of Measuring and Regulating Station Equipment	889	$ -	$ 10	$ 10	$ -	$ 10	$ 11
565	A_6030040-EE Meals 50% Deduct	Maintenance of Measuring and Regulating Station Equipment	889	$ -	$ 4,397	$ 4,468	$ -	$ 4,468	$ 4,598
566	A_6030060-EE Shoes Uniforms	Maintenance of Measuring and Regulating Station Equipment	889	$ -	$ 11,136	$ 11,317	$ -	$ 11,317	$ 11,645
567	A_6030070-EE Training	Maintenance of Measuring and Regulating Station Equipment	889	$ -	$ 2,981	$ 3,029	$ -	$ 3,029	$ 3,117
568	A_6030080-EE Travel Lodging	Maintenance of Measuring and Regulating Station Equipment	889	$ -	$ 3,541	$ 3,599	$ -	$ 3,599	$ 3,703
569	A_6030091-EE Apprec and Gifts	Maintenance of Measuring and Regulating Station Equipment	889	$ -	$ 2,586	$ 2,628	$ -	$ 2,628	$ 2,704
570	A_6030800-EE Miscellaneous	Maintenance of Measuring and Regulating Station Equipment	889	$ -	$ 8,900	$ 9,044	$ -	$ 9,044	$ 9,306
571	A_6100070-Consultants-Mgmt	Maintenance of Measuring and Regulating Station Equipment	889	$ -	$ 694	$ 705	$ -	$ 705	$ 726
572	A_6100080-Consultants-Other	Maintenance of Measuring and Regulating Station Equipment	889	$ -	$ 1,216	$ 1,236	$ -	$ 1,236	$ 1,272
573	A_6100100-Contractor Services	Maintenance of Measuring and Regulating Station Equipment	889	$ -	$ 117,849	$ 119,761	$ -	$ 119,761	$ 123,234
574	A_6108999-OutSvc Exp Reclass	Maintenance of Measuring and Regulating Station Equipment	889	$ -	$ 2,482	$ 2,523	$ -	$ 2,523	$ 2,596
575	A_6400020-M&S Gen Office	Maintenance of Measuring and Regulating Station Equipment	889	$ -	$ 83	$ 84	$ -	$ 84	$ 86
576	A_6400070-M&S Safety	Maintenance of Measuring and Regulating Station Equipment	889	$ -	$ 16	$ 16	$ -	$ 16	$ 17
577	A_6400080-M&S Vehicle Fuel	Maintenance of Measuring and Regulating Station Equipment	889	$ -	$ 317	$ 322	$ -	$ 322	$ 331
578	A_6400100-M&S OS Purchases	Maintenance of Measuring and Regulating Station Equipment	889	$ -	$ 220,532	$ 224,111	$ -	$ 224,111	$ 230,609
579	A_6400500-M&S Parts	Maintenance of Measuring and Regulating Station Equipment	889	$ -	$ 1,257	$ 1,278	$ -	$ 1,278	$ 1,315
580	A_6400510-M&S Small Tools	Maintenance of Measuring and Regulating Station Equipment	889	$ -	$ 7,396	$ 7,516	$ -	$ 7,516	$ 7,734
581	A_6408999-M&S Exp Reclass	Maintenance of Measuring and Regulating Station Equipment	889	$ -	$ 1,636	$ 1,662	$ -	$ 1,662	$ 1,711
582	A_6401000-M&S Inven Issue	Maintenance of Measuring and Regulating Station Equipment	889	$ -	$ 115,032	$ 116,899	$ -	$ 116,899	$ 120,288
583	A_6720020-LTLease-NonOffEquip	Maintenance of Measuring and Regulating Station Equipment	889	$ -	$ 3,321	$ 3,374	$ -	$ 3,374	$ 3,472
584	A_6730800-Utilities-Other	Maintenance of Measuring and Regulating Station Equipment	889	$ -	$ 232	$ 236	$ -	$ 236	$ 243
585	A_6790199-Fees-Miscellaneous	Maintenance of Measuring and Regulating Station Equipment	889	$ -	$ 9,645	$ 9,802	$ -	$ 9,802	$ 10,086
586	A_6790210-Permitting	Maintenance of Measuring and Regulating Station Equipment	889	$ -	$ 232	$ 236	$ -	$ 236	$ 243
587	A_6790230-Postage Ship Courier	Maintenance of Measuring and Regulating Station Equipment	889	$ -	$ 3,673	$ 3,732	$ -	$ 3,732	$ 3,841
588	A_6790320-Fleet Allocation	Maintenance of Measuring and Regulating Station Equipment	889	$ -	$ 138,186	$ 140,429	$ -	$ 140,429	$ 144,501
589	A_6790321-Stores Allocation	Maintenance of Measuring and Regulating Station Equipment	889	$ -	$ 19,680	$ 19,999	$ -	$ 19,999	$ 20,579
590	A_6790322-Small Tools Alloc	Maintenance of Measuring and Regulating Station Equipment	889	$ -	$ 10,271	$ 10,438	$ -	$ 10,438	$ 10,740
591	A_6010000-1001/A6010000	Maintenance of Services	892	$ 929	$ 929	$ -	$ 944	$ 944	$ -

NMGC Exhibit ECB-5
Page 478 of 596

NEW MEXICO GAS COMPANY, INC.

Operations and Maintenance Summary
Base Period - 12 Months Ending March 31, 2023
Future Test Year - 12 Months Ending September 30, 2025

	A	B	C	AB	AC	AD	AE	AF
3	Description	Account Name	FERC Acct	Total Test Period Separately Forecasted Items	10/31/2024	11/30/2024	12/31/2024	1/31/2025
543	A_6710060-ST Rent-Vehicle	Maintenance of Mains	887	$ -	$ 10	$ 10	$ 10	$ 10
544	A_6710800-ST Rent-Other	Maintenance of Mains	887	$ -	$ 144	$ 144	$ 144	$ 144
545	A_6720020-LTLease-NonOffEquip	Maintenance of Mains	887	$ -	$ 603	$ 603	$ 603	$ 603
546	A_6730030-Utilities-Telecom	Maintenance of Mains	887	$ -	$ 10	$ 10	$ 10	$ 10
547	A_6730800-Utilities-Other	Maintenance of Mains	887	$ -	$ 159	$ 159	$ 159	$ 159
548	A_6790199-Fees-Miscellaneous	Maintenance of Mains	887	$ -	$ 257	$ 257	$ 257	$ 257
549	A_6790210-Permitting	Maintenance of Mains	887	$ -	$ 451	$ 451	$ 451	$ 451
550	A_6790230-Postage Ship Courier	Maintenance of Mains	887	$ -	$ 100	$ 100	$ 100	$ 100
551	A_6790320-Fleet Allocation	Maintenance of Mains	887	$ -	$ 20,451	$ 20,451	$ 20,451	$ 20,451
552	A_6790321-Stores Allocation	Maintenance of Mains	887	$ -	$ 1,433	$ 1,433	$ 1,433	$ 1,433
553	A_6790322-Small Tools Alloc	Maintenance of Mains	887	$ -	$ 639	$ 639	$ 639	$ 639
554	A_6790800-Other Oper-Misc	Maintenance of Mains	887	$ -	$ (2,629)	$ (2,629)	$ (2,629)	$ (2,629)
555	A_6010000-1001/A6010000	Maintenance of Measuring and Regulating Station Equipment	889	$ 2,643	$ 220	$ 220	$ 220	$ 220
556	A_6010010-1001/R6010000	Maintenance of Measuring and Regulating Station Equipment	889	$ 522	$ 43	$ 43	$ 43	$ 43
557	A_6010110-Labor Exempt ST	Maintenance of Measuring and Regulating Station Equipment	889	$ 267,554	$ 22,296	$ 22,296	$ 22,296	$ 22,296
558	A_6010130-Labor Exempt NonProd	Maintenance of Measuring and Regulating Station Equipment	889	$ 49,351	$ 4,113	$ 4,113	$ 4,113	$ 4,113
559	A_6010210-Labor NonExm ST	Maintenance of Measuring and Regulating Station Equipment	889	$ 839,614	$ 69,968	$ 69,968	$ 69,968	$ 69,968
560	A_6010220-Labor NonExm OT	Maintenance of Measuring and Regulating Station Equipment	889	$ 253,925	$ 21,160	$ 21,160	$ 21,160	$ 21,160
561	A_6010230-Labor NonExm NonProd	Maintenance of Measuring and Regulating Station Equipment	889	$ 154,879	$ 12,907	$ 12,907	$ 12,907	$ 12,907
562	A_6010910-Labor OffCycle Bonus	Maintenance of Measuring and Regulating Station Equipment	889	$ 513	$ 43	$ 43	$ 43	$ 43
563	A_6018999-Labor Exp Reclass	Maintenance of Measuring and Regulating Station Equipment	889	$ 569	$ 47	$ 47	$ 47	$ 47
564	A_6030010-EE ProfDue Subs Fees	Maintenance of Measuring and Regulating Station Equipment	889	$ -	$ 1	$ 1	$ 1	$ 1
565	A_6030040-EE Meals 50% Deduct	Maintenance of Measuring and Regulating Station Equipment	889	$ -	$ 383	$ 383	$ 383	$ 383
566	A_6030060-EE Shoes Uniforms	Maintenance of Measuring and Regulating Station Equipment	889	$ -	$ 970	$ 970	$ 970	$ 970
567	A_6030070-EE Training	Maintenance of Measuring and Regulating Station Equipment	889	$ -	$ 260	$ 260	$ 260	$ 260
568	A_6030080-EE Travel Lodging	Maintenance of Measuring and Regulating Station Equipment	889	$ -	$ 309	$ 309	$ 309	$ 309
569	A_6030091-EE Apprec and Gifts	Maintenance of Measuring and Regulating Station Equipment	889	$ -	$ 225	$ 225	$ 225	$ 225
570	A_6030800-EE Miscellaneous	Maintenance of Measuring and Regulating Station Equipment	889	$ -	$ 776	$ 776	$ 776	$ 776
571	A_6100070-Consultants-Mgmt	Maintenance of Measuring and Regulating Station Equipment	889	$ -	$ 60	$ 60	$ 60	$ 60
572	A_6100080-Consultants-Other	Maintenance of Measuring and Regulating Station Equipment	889	$ -	$ 106	$ 106	$ 106	$ 106
573	A_6100100-Contractor Services	Maintenance of Measuring and Regulating Station Equipment	889	$ -	$ 10,269	$ 10,269	$ 10,269	$ 10,269
574	A_6108999-OutSvc Exp Reclass	Maintenance of Measuring and Regulating Station Equipment	889	$ -	$ 216	$ 216	$ 216	$ 216
575	A_6400020-M&S Gen Office	Maintenance of Measuring and Regulating Station Equipment	889	$ -	$ 7	$ 7	$ 7	$ 7
576	A_6400070-M&S Safety	Maintenance of Measuring and Regulating Station Equipment	889	$ -	$ 1	$ 1	$ 1	$ 1
577	A_6400080-M&S Vehicle Fuel	Maintenance of Measuring and Regulating Station Equipment	889	$ -	$ 28	$ 28	$ 28	$ 28
578	A_6400100-M&S OS Purchases	Maintenance of Measuring and Regulating Station Equipment	889	$ -	$ 19,217	$ 19,217	$ 19,217	$ 19,217
579	A_6400500-M&S Parts	Maintenance of Measuring and Regulating Station Equipment	889	$ -	$ 110	$ 110	$ 110	$ 110
580	A_6400510-M&S Small Tools	Maintenance of Measuring and Regulating Station Equipment	889	$ -	$ 644	$ 644	$ 644	$ 644
581	A_6408999-M&S Exp Reclass	Maintenance of Measuring and Regulating Station Equipment	889	$ -	$ 143	$ 143	$ 143	$ 143
582	A_6401000-M&S Inven Issue	Maintenance of Measuring and Regulating Station Equipment	889	$ -	$ 10,024	$ 10,024	$ 10,024	$ 10,024
583	A_6720020-LTLease-NonOffEquip	Maintenance of Measuring and Regulating Station Equipment	889	$ -	$ 289	$ 289	$ 289	$ 289
584	A_6730800-Utilities-Other	Maintenance of Measuring and Regulating Station Equipment	889	$ -	$ 20	$ 20	$ 20	$ 20
585	A_6790199-Fees-Miscellaneous	Maintenance of Measuring and Regulating Station Equipment	889	$ -	$ 841	$ 841	$ 841	$ 841
586	A_6790210-Permitting	Maintenance of Measuring and Regulating Station Equipment	889	$ -	$ 20	$ 20	$ 20	$ 20
587	A_6790230-Postage Ship Courier	Maintenance of Measuring and Regulating Station Equipment	889	$ -	$ 320	$ 320	$ 320	$ 320
588	A_6790320-Fleet Allocation	Maintenance of Measuring and Regulating Station Equipment	889	$ -	$ 12,042	$ 12,042	$ 12,042	$ 12,042
589	A_6790321-Stores Allocation	Maintenance of Measuring and Regulating Station Equipment	889	$ -	$ 1,715	$ 1,715	$ 1,715	$ 1,715
590	A_6790322-Small Tools Alloc	Maintenance of Measuring and Regulating Station Equipment	889	$ -	$ 895	$ 895	$ 895	$ 895
591	A_6010000-1001/A6010000	Maintenance of Services	892	$ 1,051	$ 88	$ 88	$ 88	$ 88

NMGC Exhibit ECB-5
Page 479 of 596

NEW MEXICO GAS COMPANY, INC.

Operations and Maintenance Summary
Base Period - 12 Months Ending March 31, 2023
Future Test Year - 12 Months Ending September 30, 2025

	A	B	C	AG	AH	AI	AJ	AK
3	Description	Account Name	FERC Acct	2/28/2025	3/31/2025	4/30/2025	5/31/2025	6/30/2025
543	A_6710060-ST Rent-Vehicle	Maintenance of Mains	887	$ 10	$ 10	$ 10	$ 10	$ 10
544	A_6710800-ST Rent-Other	Maintenance of Mains	887	$ 144	$ 144	$ 144	$ 144	$ 144
545	A_6720020-LTLease-NonOffEquip	Maintenance of Mains	887	$ 603	$ 603	$ 603	$ 603	$ 603
546	A_6730030-Utilities-Telecom	Maintenance of Mains	887	$ 10	$ 10	$ 10	$ 10	$ 10
547	A_6730800-Utilities-Other	Maintenance of Mains	887	$ 159	$ 159	$ 159	$ 159	$ 159
548	A_6790199-Fees-Miscellaneous	Maintenance of Mains	887	$ 257	$ 257	$ 257	$ 257	$ 257
549	A_6790210-Permitting	Maintenance of Mains	887	$ 451	$ 451	$ 451	$ 451	$ 451
550	A_6790230-Postage Ship Courier	Maintenance of Mains	887	$ 100	$ 100	$ 100	$ 100	$ 100
551	A_6790320-Fleet Allocation	Maintenance of Mains	887	$ 20,451	$ 20,451	$ 20,451	$ 20,451	$ 20,451
552	A_6790321-Stores Allocation	Maintenance of Mains	887	$ 1,433	$ 1,433	$ 1,433	$ 1,433	$ 1,433
553	A_6790322-Small Tools Alloc	Maintenance of Mains	887	$ 639	$ 639	$ 639	$ 639	$ 639
554	A_6790800-Other Oper-Misc	Maintenance of Mains	887	$ (2,629)	$ (2,629)	$ (2,629)	$ (2,629)	$ (2,629)
555	A_6010000-1001/A6010000	Maintenance of Measuring and Regulating Station Equipment	889	$ 220	$ 220	$ 220	$ 220	$ 220
556	A_6010010-1001/R6010000	Maintenance of Measuring and Regulating Station Equipment	889	$ 43	$ 43	$ 43	$ 43	$ 43
557	A_6010110-Labor Exempt ST	Maintenance of Measuring and Regulating Station Equipment	889	$ 22,296	$ 22,296	$ 22,296	$ 22,296	$ 22,296
558	A_6010130-Labor Exempt NonProd	Maintenance of Measuring and Regulating Station Equipment	889	$ 4,113	$ 4,113	$ 4,113	$ 4,113	$ 4,113
559	A_6010210-Labor NonExm ST	Maintenance of Measuring and Regulating Station Equipment	889	$ 69,968	$ 69,968	$ 69,968	$ 69,968	$ 69,968
560	A_6010220-Labor NonExm OT	Maintenance of Measuring and Regulating Station Equipment	889	$ 21,160	$ 21,160	$ 21,160	$ 21,160	$ 21,160
561	A_6010230-Labor NonExm NonProd	Maintenance of Measuring and Regulating Station Equipment	889	$ 12,907	$ 12,907	$ 12,907	$ 12,907	$ 12,907
562	A_6010910-Labor OffCycle Bonus	Maintenance of Measuring and Regulating Station Equipment	889	$ 43	$ 43	$ 43	$ 43	$ 43
563	A_6018999-Labor Exp Reclass	Maintenance of Measuring and Regulating Station Equipment	889	$ 47	$ 47	$ 47	$ 47	$ 47
564	A_6030010-EE ProfDue Subs Fees	Maintenance of Measuring and Regulating Station Equipment	889	$ 1	$ 1	$ 1	$ 1	$ 1
565	A_6030040-EE Meals 50% Deduct	Maintenance of Measuring and Regulating Station Equipment	889	$ 383	$ 383	$ 383	$ 383	$ 383
566	A_6030060-EE Shoes Uniforms	Maintenance of Measuring and Regulating Station Equipment	889	$ 970	$ 970	$ 970	$ 970	$ 970
567	A_6030070-EE Training	Maintenance of Measuring and Regulating Station Equipment	889	$ 260	$ 260	$ 260	$ 260	$ 260
568	A_6030080-EE Travel Lodging	Maintenance of Measuring and Regulating Station Equipment	889	$ 309	$ 309	$ 309	$ 309	$ 309
569	A_6030091-EE Apprec and Gifts	Maintenance of Measuring and Regulating Station Equipment	889	$ 225	$ 225	$ 225	$ 225	$ 225
570	A_6030800-EE Miscellaneous	Maintenance of Measuring and Regulating Station Equipment	889	$ 776	$ 776	$ 776	$ 776	$ 776
571	A_6100070-Consultants-Mgmt	Maintenance of Measuring and Regulating Station Equipment	889	$ 60	$ 60	$ 60	$ 60	$ 60
572	A_6100080-Consultants-Other	Maintenance of Measuring and Regulating Station Equipment	889	$ 106	$ 106	$ 106	$ 106	$ 106
573	A_6100100-Contractor Services	Maintenance of Measuring and Regulating Station Equipment	889	$ 10,269	$ 10,269	$ 10,269	$ 10,269	$ 10,269
574	A_6108999-OutSvc Exp Reclass	Maintenance of Measuring and Regulating Station Equipment	889	$ 216	$ 216	$ 216	$ 216	$ 216
575	A_6400020-M&S Gen Office	Maintenance of Measuring and Regulating Station Equipment	889	$ 7	$ 7	$ 7	$ 7	$ 7
576	A_6400070-M&S Safety	Maintenance of Measuring and Regulating Station Equipment	889	$ 1	$ 1	$ 1	$ 1	$ 1
577	A_6400080-M&S Vehicle Fuel	Maintenance of Measuring and Regulating Station Equipment	889	$ 28	$ 28	$ 28	$ 28	$ 28
578	A_6400100-M&S OS Purchases	Maintenance of Measuring and Regulating Station Equipment	889	$ 19,217	$ 19,217	$ 19,217	$ 19,217	$ 19,217
579	A_6400500-M&S Parts	Maintenance of Measuring and Regulating Station Equipment	889	$ 110	$ 110	$ 110	$ 110	$ 110
580	A_6400510-M&S Small Tools	Maintenance of Measuring and Regulating Station Equipment	889	$ 644	$ 644	$ 644	$ 644	$ 644
581	A_6408999-M&S Exp Reclass	Maintenance of Measuring and Regulating Station Equipment	889	$ 143	$ 143	$ 143	$ 143	$ 143
582	A_6401000-M&S Inven Issue	Maintenance of Measuring and Regulating Station Equipment	889	$ 10,024	$ 10,024	$ 10,024	$ 10,024	$ 10,024
583	A_6720020-LTLease-NonOffEquip	Maintenance of Measuring and Regulating Station Equipment	889	$ 289	$ 289	$ 289	$ 289	$ 289
584	A_6730800-Utilities-Other	Maintenance of Measuring and Regulating Station Equipment	889	$ 20	$ 20	$ 20	$ 20	$ 20
585	A_6790199-Fees-Miscellaneous	Maintenance of Measuring and Regulating Station Equipment	889	$ 841	$ 841	$ 841	$ 841	$ 841
586	A_6790210-Permitting	Maintenance of Measuring and Regulating Station Equipment	889	$ 20	$ 20	$ 20	$ 20	$ 20
587	A_6790230-Postage Ship Courier	Maintenance of Measuring and Regulating Station Equipment	889	$ 320	$ 320	$ 320	$ 320	$ 320
588	A_6790320-Fleet Allocation	Maintenance of Measuring and Regulating Station Equipment	889	$ 12,042	$ 12,042	$ 12,042	$ 12,042	$ 12,042
589	A_6790321-Stores Allocation	Maintenance of Measuring and Regulating Station Equipment	889	$ 1,715	$ 1,715	$ 1,715	$ 1,715	$ 1,715
590	A_6790322-Small Tools Alloc	Maintenance of Measuring and Regulating Station Equipment	889	$ 895	$ 895	$ 895	$ 895	$ 895
591	A_6010000-1001/A6010000	Maintenance of Services	892	$ 88	$ 88	$ 88	$ 88	$ 88

NMGC Exhibit ECB-5
Page 480 of 596

NEW MEXICO GAS COMPANY, INC.

Operations and Maintenance Summary
Base Period - 12 Months Ending March 31, 2023
Future Test Year - 12 Months Ending September 30, 2025

	A	B	C	AL	AM	AN	AO
3	Description	Account Name	FERC Acct	7/31/2025	8/31/2025	9/30/2025	Future Test Year Ending 9/30/2025
543	A_6710060-ST Rent-Vehicle	Maintenance of Mains	887	$ 10	$ 10	$ 10	$ 125
544	A_6710800-ST Rent-Other	Maintenance of Mains	887	$ 144	$ 144	$ 144	$ 1,733
545	A_6720020-LTLease-NonOffEquip	Maintenance of Mains	887	$ 603	$ 603	$ 603	$ 7,234
546	A_6730030-Utilities-Telecom	Maintenance of Mains	887	$ 10	$ 10	$ 10	$ 120
547	A_6730800-Utilities-Other	Maintenance of Mains	887	$ 159	$ 159	$ 159	$ 1,907
548	A_6790199-Fees-Miscellaneous	Maintenance of Mains	887	$ 257	$ 257	$ 257	$ 3,081
549	A_6790210-Permitting	Maintenance of Mains	887	$ 451	$ 451	$ 451	$ 5,412
550	A_6790230-Postage Ship Courier	Maintenance of Mains	887	$ 100	$ 100	$ 100	$ 1,196
551	A_6790320-Fleet Allocation	Maintenance of Mains	887	$ 20,451	$ 20,451	$ 20,451	$ 245,407
552	A_6790321-Stores Allocation	Maintenance of Mains	887	$ 1,433	$ 1,433	$ 1,433	$ 17,198
553	A_6790322-Small Tools Alloc	Maintenance of Mains	887	$ 639	$ 639	$ 639	$ 7,671
554	A_6790800-Other Oper-Misc	Maintenance of Mains	887	$ (2,629)	$ (2,629)	$ (2,629)	$ (31,544)
555	A_6010000-1001/A6010000	Maintenance of Measuring and Regulating Station Equipment	889	$ 220	$ 220	$ 220	$ 2,643
556	A_6010010-1001/R6010000	Maintenance of Measuring and Regulating Station Equipment	889	$ 43	$ 43	$ 43	$ 522
557	A_6010110-Labor Exempt ST	Maintenance of Measuring and Regulating Station Equipment	889	$ 22,296	$ 22,296	$ 22,296	$ 267,554
558	A_6010130-Labor Exempt NonProd	Maintenance of Measuring and Regulating Station Equipment	889	$ 4,113	$ 4,113	$ 4,113	$ 49,351
559	A_6010210-Labor NonExm ST	Maintenance of Measuring and Regulating Station Equipment	889	$ 69,968	$ 69,968	$ 69,968	$ 839,614
560	A_6010220-Labor NonExm OT	Maintenance of Measuring and Regulating Station Equipment	889	$ 21,160	$ 21,160	$ 21,160	$ 253,925
561	A_6010230-Labor NonExm NonProd	Maintenance of Measuring and Regulating Station Equipment	889	$ 12,907	$ 12,907	$ 12,907	$ 154,879
562	A_6010910-Labor OffCycle Bonus	Maintenance of Measuring and Regulating Station Equipment	889	$ 43	$ 43	$ 43	$ 513
563	A_6018999-Labor Exp Reclass	Maintenance of Measuring and Regulating Station Equipment	889	$ 47	$ 47	$ 47	$ 569
564	A_6030010-EE ProfDue Subs Fees	Maintenance of Measuring and Regulating Station Equipment	889	$ 1	$ 1	$ 1	$ 11
565	A_6030040-EE Meals 50% Deduct	Maintenance of Measuring and Regulating Station Equipment	889	$ 383	$ 383	$ 383	$ 4,598
566	A_6030060-EE Shoes Uniforms	Maintenance of Measuring and Regulating Station Equipment	889	$ 970	$ 970	$ 970	$ 11,645
567	A_6030070-EE Training	Maintenance of Measuring and Regulating Station Equipment	889	$ 260	$ 260	$ 260	$ 3,117
568	A_6030080-EE Travel Lodging	Maintenance of Measuring and Regulating Station Equipment	889	$ 309	$ 309	$ 309	$ 3,703
569	A_6030091-EE Apprec and Gifts	Maintenance of Measuring and Regulating Station Equipment	889	$ 225	$ 225	$ 225	$ 2,704
570	A_6030800-EE Miscellaneous	Maintenance of Measuring and Regulating Station Equipment	889	$ 776	$ 776	$ 776	$ 9,306
571	A_6100070-Consultants-Mgmt	Maintenance of Measuring and Regulating Station Equipment	889	$ 60	$ 60	$ 60	$ 726
572	A_6100080-Consultants-Other	Maintenance of Measuring and Regulating Station Equipment	889	$ 106	$ 106	$ 106	$ 1,272
573	A_6100100-Contractor Services	Maintenance of Measuring and Regulating Station Equipment	889	$ 10,269	$ 10,269	$ 10,269	$ 123,234
574	A_6108999-OutSvc Exp Reclass	Maintenance of Measuring and Regulating Station Equipment	889	$ 216	$ 216	$ 216	$ 2,596
575	A_6400020-M&S Gen Office	Maintenance of Measuring and Regulating Station Equipment	889	$ 7	$ 7	$ 7	$ 86
576	A_6400070-M&S Safety	Maintenance of Measuring and Regulating Station Equipment	889	$ 1	$ 1	$ 1	$ 17
577	A_6400080-M&S Vehicle Fuel	Maintenance of Measuring and Regulating Station Equipment	889	$ 28	$ 28	$ 28	$ 331
578	A_6400100-M&S OS Purchases	Maintenance of Measuring and Regulating Station Equipment	889	$ 19,217	$ 19,217	$ 19,217	$ 230,609
579	A_6400500-M&S Parts	Maintenance of Measuring and Regulating Station Equipment	889	$ 110	$ 110	$ 110	$ 1,315
580	A_6400510-M&S Small Tools	Maintenance of Measuring and Regulating Station Equipment	889	$ 644	$ 644	$ 644	$ 7,734
581	A_6408999-M&S Exp Reclass	Maintenance of Measuring and Regulating Station Equipment	889	$ 143	$ 143	$ 143	$ 1,711
582	A_6401000-M&S Inven Issue	Maintenance of Measuring and Regulating Station Equipment	889	$ 10,024	$ 10,024	$ 10,024	$ 120,288
583	A_6720020-LTLease-NonOffEquip	Maintenance of Measuring and Regulating Station Equipment	889	$ 289	$ 289	$ 289	$ 3,472
584	A_6730800-Utilities-Other	Maintenance of Measuring and Regulating Station Equipment	889	$ 20	$ 20	$ 20	$ 243
585	A_6790199-Fees-Miscellaneous	Maintenance of Measuring and Regulating Station Equipment	889	$ 841	$ 841	$ 841	$ 10,086
586	A_6790210-Permitting	Maintenance of Measuring and Regulating Station Equipment	889	$ 20	$ 20	$ 20	$ 243
587	A_6790230-Postage Ship Courier	Maintenance of Measuring and Regulating Station Equipment	889	$ 320	$ 320	$ 320	$ 3,841
588	A_6790320-Fleet Allocation	Maintenance of Measuring and Regulating Station Equipment	889	$ 12,042	$ 12,042	$ 12,042	$ 144,501
589	A_6790321-Stores Allocation	Maintenance of Measuring and Regulating Station Equipment	889	$ 1,715	$ 1,715	$ 1,715	$ 20,579
590	A_6790322-Small Tools Alloc	Maintenance of Measuring and Regulating Station Equipment	889	$ 895	$ 895	$ 895	$ 10,740
591	A_6010000-1001/A6010000	Maintenance of Services	892	$ 88	$ 88	$ 88	$ 1,051

NMGC Exhibit ECB-5
Page 481 of 596

NEW MEXICO GAS COMPANY, INC.

Operations and Maintenance Summary
Base Period - 12 Months Ending March 31, 2023
Future Test Year - 12 Months Ending September 30, 2025

	A	B	C	D	E	F	G	H	I
3	Description	Account Name	FERC Acct	4/30/2022	5/31/2022	6/30/2022	7/31/2022	8/31/2022	9/30/2022
592	A_6010010-1001/R6010000	Maintenance of Services	892	$ 120	$ -	$ -	$ (753)	$ 23	$ 3
593	A_6010110-Labor Exempt ST	Maintenance of Services	892	$ 10,540	$ 14,759	$ 13,581	$ 14,331	$ 16,658	$ 17,529
594	A_6010130-Labor Exempt NonProd	Maintenance of Services	892	$ 2,587	$ 447	$ 4,507	$ 2,491	$ 2,784	$ 4,277
595	A_6010210-Labor NonExm ST	Maintenance of Services	892	$ 53,468	$ 64,660	$ 61,922	$ 67,448	$ 83,893	$ 87,330
596	A_6010220-Labor NonExm OT	Maintenance of Services	892	$ 12,276	$ 13,339	$ 17,839	$ 23,668	$ 21,386	$ 23,487
597	A_6010230-Labor NonExm NonProd	Maintenance of Services	892	$ 17,115	$ 3,459	$ 18,576	$ 11,697	$ 10,895	$ 18,043
598	A_6010910-Labor OffCycle Bonus	Maintenance of Services	892	$ 8	$ -	$ -	$ 96	$ -	$ -
599	A_6018999-Labor Exp Reclass	Maintenance of Services	892	$ -	$ -	$ -	$ -	$ (45)	$ -
600	A_6030010-EE ProfDue Subs Fees	Maintenance of Services	892	$ -	$ -	$ -	$ -	$ -	$ -
601	A_6030040-EE Meals 50% Deduct	Maintenance of Services	892	$ 238	$ 353	$ 53	$ 155	$ 67	$ 618
602	A_6030060-EE Shoes Uniforms	Maintenance of Services	892	$ 32	$ 114	$ 718	$ 869	$ 165	$ 310
603	A_6030070-EE Training	Maintenance of Services	892	$ -	$ 766	$ -	$ -	$ -	$ 142
604	A_6030080-EE Travel Lodging	Maintenance of Services	892	$ 78	$ -	$ -	$ -	$ -	$ -
605	A_6030091-EE Apprec and Gifts	Maintenance of Services	892	$ -	$ 1	$ 0	$ 0	$ 4	$ -
606	A_6030800-EE Miscellaneous	Maintenance of Services	892	$ 32	$ 138	$ 2	$ 1	$ 1,274	$ -
607	A_6100070-Consultants-Mgmt	Maintenance of Services	892	$ 6	$ -	$ 2	$ 2	$ -	$ -
608	A_6100080-Consultants-Other	Maintenance of Services	892	$ -	$ 305	$ 7,695	$ -	$ -	$ 2,522
609	A_6100100-Contractor Services	Maintenance of Services	892	$ 5,434	$ 11,628	$ 29,081	$ 2,770	$ 15,207	$ 15,038
610	A_6100120-Tool Service/Repair	Maintenance of Services	892	$ -	$ -	$ -	$ -	$ -	$ -
611	A_6400020-M&S Gen Office	Maintenance of Services	892	$ -	$ 39	$ -	$ -	$ -	$ -
612	A_6400070-M&S Safety	Maintenance of Services	892	$ -	$ -	$ -	$ 52	$ -	$ -
613	A_6400080-M&S Vehicle Fuel	Maintenance of Services	892	$ -	$ -	$ -	$ -	$ -	$ -
614	A_6400100-M&S OS Purchases	Maintenance of Services	892	$ 2,125	$ 2,045	$ 5,252	$ 1,433	$ 5,019	$ 1,661
615	A_6400500-M&S Parts	Maintenance of Services	892	$ -	$ -	$ 102	$ -	$ -	$ 661
616	A_6400510-M&S Small Tools	Maintenance of Services	892	$ 957	$ 214	$ 1,109	$ 212	$ 715	$ -
617	A_6401000-M&S Inven Issue	Maintenance of Services	892	$ 3,784	$ 5,437	$ 18,524	$ 4,546	$ 6,574	$ 1,835
618	A_6720020-LTLease-NonOffEquip	Maintenance of Services	892	$ 195	$ -	$ -	$ 19	$ 1,011	$ 660
619	A_6730030-Utilities-Telecom	Maintenance of Services	892	$ -	$ -	$ 0	$ 0	$ -	$ -
620	A_6730800-Utilities-Other	Maintenance of Services	892	$ -	$ -	$ -	$ -	$ 941	$ (867)
621	A_6780040-Dmgd Faclty Billing	Maintenance of Services	892	$ (8,301)	$ (5,147)	$ -	$ (12,240)	$ (6,188)	$ (9,167)
622	A_6790199-Fees-Miscellaneous	Maintenance of Services	892	$ -	$ -	$ -	$ -	$ -	$ -
623	A_6790210-Permitting	Maintenance of Services	892	$ 89	$ -	$ -	$ 128	$ 343	$ 709
624	A_6790230-Postage Ship Courier	Maintenance of Services	892	$ -	$ -	$ -	$ -	$ -	$ 13
625	A_6790320-Fleet Allocation	Maintenance of Services	892	$ 10,951	$ 14,958	$ 12,927	$ 16,335	$ 18,765	$ 20,972
626	A_6790321-Stores Allocation	Maintenance of Services	892	$ 405	$ 1,325	$ 2,716	$ 361	$ 924	$ 146
627	A_6790322-Small Tools Alloc	Maintenance of Services	892	$ 193	$ 247	$ 958	$ 100	$ 467	$ 52
628	A_7103060-CIAC	Maintenance of Services	892	$ -	$ (647)	$ (1,399)	$ -	$ -	$ -
629	**Total Distribution Maintenance Expenses**			**$ 488,635**	**$ 499,451**	**$ 506,133**	**$ 452,725**	**$ 557,880**	**$ 527,333**
630									
631	**Total Distribution O&M**			**$ 2,408,197**	**$ 2,612,033**	**$ 2,478,185**	**$ 2,373,165**	**$ 2,828,694**	**$ 2,513,137**
632									
633	**Customer Related O&M:**								
634	A_6010000-1001/A6010000	Meter Reading Expenses	902	$ 19	$ 0	$ 126	$ 14	$ 0	$ 6
635	A_6010010-1001/R6010000	Meter Reading Expenses	902	$ -	$ -	$ -	$ 36	$ 26	$ -
636	A_6010110-Labor Exempt ST	Meter Reading Expenses	902	$ 7,898	$ 10,752	$ 8,982	$ 9,745	$ 10,701	$ 8,731
637	A_6010130-Labor Exempt NonProd	Meter Reading Expenses	902	$ 2,041	$ 1,584	$ 2,352	$ 1,906	$ 1,520	$ 2,565
638	A_6010210-Labor NonExm ST	Meter Reading Expenses	902	$ 46,593	$ 61,059	$ 47,444	$ 52,169	$ 62,195	$ 51,854
639	A_6010220-Labor NonExm OT	Meter Reading Expenses	902	$ 9,438	$ 12,822	$ 10,948	$ 12,474	$ 14,553	$ 11,272
640	A_6010230-Labor NonExm NonProd	Meter Reading Expenses	902	$ 8,987	$ 5,591	$ 10,455	$ 11,540	$ 8,130	$ 12,228

NMGC Exhibit ECB-5
Page 482 of 596

NEW MEXICO GAS COMPANY, INC.

Operations and Maintenance Summary
Base Period - 12 Months Ending March 31, 2023
Future Test Year - 12 Months Ending September 30, 2025

	A	B	C	J	K	L	M	N	O
3	Description	Account Name	FERC Acct	10/31/2022	11/30/2022	12/31/2022	1/31/2023	2/28/2023	3/31/2023
592	A_6010010-1001/R6010000	Maintenance of Services	892	$ 12	$ -	$ 58	$ -	$ 0	$ -
593	A_6010110-Labor Exempt ST	Maintenance of Services	892	$ 15,694	$ 13,561	$ 13,552	$ 16,119	$ 17,359	$ 17,794
594	A_6010130-Labor Exempt NonProd	Maintenance of Services	892	$ 3,441	$ 8,493	$ 10,950	$ 5,429	$ 3,356	$ 237
595	A_6010210-Labor NonExm ST	Maintenance of Services	892	$ 78,064	$ 89,914	$ 71,649	$ 66,817	$ 89,505	$ 76,242
596	A_6010220-Labor NonExm OT	Maintenance of Services	892	$ 22,274	$ 47,451	$ 36,285	$ 34,411	$ 35,160	$ 14,524
597	A_6010230-Labor NonExm NonProd	Maintenance of Services	892	$ 7,714	$ 9,524	$ 38,302	$ 28,093	$ 3,147	$ 10,157
598	A_6010910-Labor OffCycle Bonus	Maintenance of Services	892	$ 16	$ -	$ -	$ 35	$ -	$ -
599	A_6018999-Labor Exp Reclass	Maintenance of Services	892	$ -	$ -	$ -	$ -	$ -	$ -
600	A_6030010-EE ProfDue Subs Fees	Maintenance of Services	892	$ 10	$ -	$ -	$ -	$ -	$ -
601	A_6030040-EE Meals 50% Deduct	Maintenance of Services	892	$ 356	$ 286	$ 1,373	$ 52	$ 371	$ 184
602	A_6030060-EE Shoes Uniforms	Maintenance of Services	892	$ -	$ 25	$ -	$ 16,604	$ 69	$ 562
603	A_6030070-EE Training	Maintenance of Services	892	$ 514	$ 85	$ 295	$ 1,498	$ (246)	$ 54
604	A_6030080-EE Travel Lodging	Maintenance of Services	892	$ -	$ -	$ -	$ -	$ -	$ -
605	A_6030091-EE Apprec and Gifts	Maintenance of Services	892	$ -	$ -	$ 2,484	$ -	$ -	$ -
606	A_6030800-EE Miscellaneous	Maintenance of Services	892	$ -	$ -	$ -	$ -	$ -	$ 389
607	A_6100070-Consultants-Mgmt	Maintenance of Services	892	$ -	$ 584	$ 455	$ -	$ -	$ -
608	A_6100080-Consultants-Other	Maintenance of Services	892	$ 8,669	$ (1,404)	$ 622	$ 1,217	$ 727	$ 2,775
609	A_6100100-Contractor Services	Maintenance of Services	892	$ 11,936	$ 8,174	$ 25,250	$ (101)	$ 12,923	$ 80,962
610	A_6100120-Tool Service/Repair	Maintenance of Services	892	$ -	$ -	$ -	$ 921	$ -	$ -
611	A_6400020-M&S Gen Office	Maintenance of Services	892	$ 45	$ -	$ -	$ -	$ 13	$ -
612	A_6400070-M&S Safety	Maintenance of Services	892	$ -	$ 96	$ -	$ -	$ -	$ -
613	A_6400080-M&S Vehicle Fuel	Maintenance of Services	892	$ -	$ -	$ -	$ -	$ 22	$ -
614	A_6400100-M&S OS Purchases	Maintenance of Services	892	$ 1,791	$ 2,421	$ 3,685	$ 837	$ 3,493	$ 4,156
615	A_6400500-M&S Parts	Maintenance of Services	892	$ 1,165	$ -	$ -	$ -	$ -	$ 306
616	A_6400510-M&S Small Tools	Maintenance of Services	892	$ 313	$ 89	$ 1,064	$ -	$ -	$ 45
617	A_6401000-M&S Inven Issue	Maintenance of Services	892	$ 1,772	$ 19,899	$ 11,675	$ 1,988	$ 2,059	$ 5,758
618	A_6720020-LTLease-NonOffEquip	Maintenance of Services	892	$ 1,982	$ 565	$ 671	$ 3,129	$ 325	$ 3,702
619	A_6730030-Utilities-Telecom	Maintenance of Services	892	$ 21	$ -	$ -	$ -	$ -	$ -
620	A_6730800-Utilities-Other	Maintenance of Services	892	$ -	$ -	$ -	$ -	$ -	$ -
621	A_6780040-Dmgd Faclty Billing	Maintenance of Services	892	$ -	$ (1,256)	$ (1,110)	$ (6,896)	$ (21,406)	$ (9,379)
622	A_6790199-Fees-Miscellaneous	Maintenance of Services	892	$ -	$ -	$ 104	$ -	$ -	$ -
623	A_6790210-Permitting	Maintenance of Services	892	$ 445	$ 803	$ 65	$ 1,153	$ 291	$ 964
624	A_6790230-Postage Ship Courier	Maintenance of Services	892	$ -	$ -	$ -	$ -	$ -	$ 51
625	A_6790320-Fleet Allocation	Maintenance of Services	892	$ 15,921	$ 17,251	$ 18,104	$ 17,983	$ 22,122	$ 14,666
626	A_6790321-Stores Allocation	Maintenance of Services	892	$ 270	$ 447	$ 1,405	$ 344	$ 233	$ 595
627	A_6790322-Small Tools Alloc	Maintenance of Services	892	$ 192	$ 414	$ 350	$ 217	$ 418	$ 204
628	A_7103060-CIAC	Maintenance of Services	892	$ -	$ (2,410)	$ -	$ -	$ -	$ -
629	**Total Distribution Maintenance Expenses**			**$ 524,617**	**$ 687,131**	**$ 657,601**	**$ 607,867**	**$ 526,492**	**$ 654,871**
630									
631	**Total Distribution O&M**			**$ 2,552,668**	**$ 2,818,624**	**$ 2,554,464**	**$ 2,943,723**	**$ 2,466,759**	**$ 2,846,888**
632									
633	**Customer Related O&M:**								
634	A_6010000-1001/A6010000	Meter Reading Expenses	902	$ 80	$ 21	$ 238	$ 2	$ 324	$ 30
635	A_6010010-1001/R6010000	Meter Reading Expenses	902	$ 12	$ -	$ 101	$ -	$ 33	$ 17
636	A_6010110-Labor Exempt ST	Meter Reading Expenses	902	$ 8,657	$ 8,553	$ 7,184	$ 9,097	$ 8,883	$ 9,796
637	A_6010130-Labor Exempt NonProd	Meter Reading Expenses	902	$ 793	$ 2,088	$ 3,974	$ 2,948	$ 1,784	$ 2,041
638	A_6010210-Labor NonExm ST	Meter Reading Expenses	902	$ 47,676	$ 47,107	$ 39,569	$ 50,218	$ 54,027	$ 58,644
639	A_6010220-Labor NonExm OT	Meter Reading Expenses	902	$ 15,258	$ 13,851	$ 12,025	$ 13,677	$ 13,377	$ 13,152
640	A_6010230-Labor NonExm NonProd	Meter Reading Expenses	902	$ 4,539	$ 8,157	$ 19,502	$ 14,900	$ 4,752	$ 6,804

NMGC Exhibit ECB-5
Page 483 of 596

NEW MEXICO GAS COMPANY, INC.

Operations and Maintenance Summary
Base Period - 12 Months Ending March 31, 2023
Future Test Year - 12 Months Ending September 30, 2025

	A	B	C	P	Q	R	S	T	U
3	Description	Account Name	FERC Acct	Total Company Unadjusted Base Period Ending 3/31/2023	Base Period Adjustments	Adjusted Base Period	Removal of Separately Forecasted Items (To be added back Later)	Remaining Base Period O&M to be Escalated	Escalated Linkage 1 - Results of Pure Escalation of 3.93%
592	A_6010010-1001/R6010000	Maintenance of Services	892	$ (536)	$ (29)	$ (566)	$ 566	$ -	$ -
593	A_6010110-Labor Exempt ST	Maintenance of Services	892	$ 181,476	$ 24,481	$ 205,957	$ (205,957)	$ -	$ -
594	A_6010130-Labor Exempt NonProd	Maintenance of Services	892	$ 49,000	$ 2,694	$ 51,694	$ (51,694)	$ -	$ -
595	A_6010210-Labor NonExm ST	Maintenance of Services	892	$ 890,911	$ 120,185	$ 1,011,096	$ (1,011,096)	$ -	$ -
596	A_6010220-Labor NonExm OT	Maintenance of Services	892	$ 302,099	$ (48,231)	$ 253,868	$ (253,868)	$ -	$ -
597	A_6010230-Labor NonExm NonProd	Maintenance of Services	892	$ 176,722	$ 9,717	$ 186,439	$ (186,439)	$ -	$ -
598	A_6010910-Labor OffCycle Bonus	Maintenance of Services	892	$ 155	$ 9	$ 164	$ (164)	$ -	$ -
599	A_6018999-Labor Exp Reclass	Maintenance of Services	892	$ (45)	$ (2)	$ (47)	$ 47	$ -	$ -
600	A_6030010-EE ProfDue Subs Fees	Maintenance of Services	892	$ 10	$ -	$ 10	$ -	$ 10	$ 10
601	A_6030040-EE Meals 50% Deduct	Maintenance of Services	892	$ 4,108	$ -	$ 4,108	$ -	$ 4,108	$ 4,269
602	A_6030060-EE Shoes Uniforms	Maintenance of Services	892	$ 19,467	$ -	$ 19,467	$ -	$ 19,467	$ 20,233
603	A_6030070-EE Training	Maintenance of Services	892	$ 3,109	$ -	$ 3,109	$ -	$ 3,109	$ 3,231
604	A_6030080-EE Travel Lodging	Maintenance of Services	892	$ 78	$ -	$ 78	$ -	$ 78	$ 81
605	A_6030091-EE Apprec and Gifts	Maintenance of Services	892	$ 2,488	$ -	$ 2,488	$ -	$ 2,488	$ 2,586
606	A_6030800-EE Miscellaneous	Maintenance of Services	892	$ 1,837	$ -	$ 1,837	$ -	$ 1,837	$ 1,909
607	A_6100070-Consultants-Mgmt	Maintenance of Services	892	$ 1,048	$ -	$ 1,048	$ -	$ 1,048	$ 1,089
608	A_6100080-Consultants-Other	Maintenance of Services	892	$ 23,129	$ -	$ 23,129	$ -	$ 23,129	$ 24,038
609	A_6100100-Contractor Services	Maintenance of Services	892	$ 218,302	$ -	$ 218,302	$ -	$ 218,302	$ 226,886
610	A_6100120-Tool Service/Repair	Maintenance of Services	892	$ 921	$ -	$ 921	$ -	$ 921	$ 957
611	A_6400020-M&S Gen Office	Maintenance of Services	892	$ 97	$ -	$ 97	$ -	$ 97	$ 101
612	A_6400070-M&S Safety	Maintenance of Services	892	$ 148	$ -	$ 148	$ -	$ 148	$ 153
613	A_6400080-M&S Vehicle Fuel	Maintenance of Services	892	$ 22	$ -	$ 22	$ -	$ 22	$ 22
614	A_6400100-M&S OS Purchases	Maintenance of Services	892	$ 33,919	$ -	$ 33,919	$ -	$ 33,919	$ 35,252
615	A_6400500-M&S Parts	Maintenance of Services	892	$ 2,235	$ -	$ 2,235	$ -	$ 2,235	$ 2,323
616	A_6400510-M&S Small Tools	Maintenance of Services	892	$ 4,717	$ -	$ 4,717	$ -	$ 4,717	$ 4,903
617	A_6401000-M&S Inven Issue	Maintenance of Services	892	$ 83,852	$ -	$ 83,852	$ -	$ 83,852	$ 87,149
618	A_6720020-LTLease-NonOffEquip	Maintenance of Services	892	$ 12,259	$ -	$ 12,259	$ -	$ 12,259	$ 12,741
619	A_6730030-Utilities-Telecom	Maintenance of Services	892	$ 21	$ -	$ 21	$ -	$ 21	$ 21
620	A_6730800-Utilities-Other	Maintenance of Services	892	$ 75	$ -	$ 75	$ -	$ 75	$ 78
621	A_6780040-Dmgd Faclty Billing	Maintenance of Services	892	$ (81,092)	$ -	$ (81,092)	$ -	$ (81,092)	$ (84,280)
622	A_6790199-Fees-Miscellaneous	Maintenance of Services	892	$ 104	$ -	$ 104	$ -	$ 104	$ 108
623	A_6790210-Permitting	Maintenance of Services	892	$ 4,989	$ -	$ 4,989	$ -	$ 4,989	$ 5,185
624	A_6790230-Postage Ship Courier	Maintenance of Services	892	$ 64	$ -	$ 64	$ -	$ 64	$ 66
625	A_6790320-Fleet Allocation	Maintenance of Services	892	$ 200,954	$ -	$ 200,954	$ -	$ 200,954	$ 208,856
626	A_6790321-Stores Allocation	Maintenance of Services	892	$ 9,171	$ -	$ 9,171	$ -	$ 9,171	$ 9,532
627	A_6790322-Small Tools Alloc	Maintenance of Services	892	$ 3,811	$ -	$ 3,811	$ -	$ 3,811	$ 3,961
628	A_7103060-CIAC	Maintenance of Services	892	$ (4,456)	$ -	$ (4,456)	$ -	$ (4,456)	$ (4,631)
629	**Total Distribution Maintenance Expenses**			**$ 6,690,737**	**$ 323,646**	**$ 7,014,383**	**$ (4,929,637)**	**$ 2,084,746**	**$ 2,166,721**
630									
631	**Total Distribution O&M**			**$ 31,396,539**	**$ 1,763,843**	**$ 33,160,381**	**$ (24,666,995)**	**$ 8,493,386**	**$ 8,827,357**
632									
633	**Customer Related O&M:**								
634	A_6010000-1001/A6010000	Meter Reading Expenses	902	$ 859	$ 47	$ 907	$ (907)	$ -	$ -
635	A_6010010-1001/R6010000	Meter Reading Expenses	902	$ 225	$ 12	$ 238	$ (238)	$ -	$ -
636	A_6010110-Labor Exempt ST	Meter Reading Expenses	902	$ 108,977	$ 14,701	$ 123,679	$ (123,679)	$ -	$ -
637	A_6010130-Labor Exempt NonProd	Meter Reading Expenses	902	$ 25,596	$ 1,407	$ 27,004	$ (27,004)	$ -	$ -
638	A_6010210-Labor NonExm ST	Meter Reading Expenses	902	$ 618,554	$ 83,443	$ 701,997	$ (701,997)	$ -	$ -
639	A_6010220-Labor NonExm OT	Meter Reading Expenses	902	$ 152,847	$ (24,403)	$ 128,445	$ (128,445)	$ -	$ -
640	A_6010230-Labor NonExm NonProd	Meter Reading Expenses	902	$ 115,587	$ 6,356	$ 121,942	$ (121,942)	$ -	$ -

NMGC Exhibit ECB-5
Page 484 of 596

NEW MEXICO GAS COMPANY, INC.

Operations and Maintenance Summary
Base Period - 12 Months Ending March 31, 2023
Future Test Year - 12 Months Ending September 30, 2025

	A	B	C	V	W	X	Y	Z	AA
3	Description	Account Name	FERC Acct	Total Linkage 1 Period Separately Forecasted Items	Linkage 1 Ending 3/31/2024	Escalated Linkage 2 - Results of Pure Escalation of 1.62%	Total Linkage 2 Period Separately Forecasted Items	Linkage 2 Ending 9/30/2024	Escalated Test Year - Results of Pure Escalation of 2.90%
592	A_6010010-1001/R6010000	Maintenance of Services	892	$ (576)	$ (576)	$ -	$ (586)	$ (586)	$ -
593	A_6010110-Labor Exempt ST	Maintenance of Services	892	$ 209,562	$ 209,562	$ -	$ 213,166	$ 213,166	$ -
594	A_6010130-Labor Exempt NonProd	Maintenance of Services	892	$ 52,599	$ 52,599	$ -	$ 53,503	$ 53,503	$ -
595	A_6010210-Labor NonExm ST	Maintenance of Services	892	$ 1,028,790	$ 1,028,790	$ -	$ 1,046,484	$ 1,046,484	$ -
596	A_6010220-Labor NonExm OT	Maintenance of Services	892	$ 258,311	$ 258,311	$ -	$ 262,753	$ 262,753	$ -
597	A_6010230-Labor NonExm NonProd	Maintenance of Services	892	$ 189,702	$ 189,702	$ -	$ 192,965	$ 192,965	$ -
598	A_6010910-Labor OffCycle Bonus	Maintenance of Services	892	$ 167	$ 167	$ -	$ 170	$ 170	$ -
599	A_6018999-Labor Exp Reclass	Maintenance of Services	892	$ (48)	$ (48)	$ -	$ (49)	$ (49)	$ -
600	A_6030010-EE ProfDue Subs Fees	Maintenance of Services	892	$ -	$ 10	$ 11	$ -	$ 11	$ 11
601	A_6030040-EE Meals 50% Deduct	Maintenance of Services	892	$ -	$ 4,269	$ 4,339	$ -	$ 4,339	$ 4,465
602	A_6030060-EE Shoes Uniforms	Maintenance of Services	892	$ -	$ 20,233	$ 20,561	$ -	$ 20,561	$ 21,157
603	A_6030070-EE Training	Maintenance of Services	892	$ -	$ 3,231	$ 3,283	$ -	$ 3,283	$ 3,378
604	A_6030080-EE Travel Lodging	Maintenance of Services	892	$ -	$ 81	$ 82	$ -	$ 82	$ 85
605	A_6030091-EE Apprec and Gifts	Maintenance of Services	892	$ -	$ 2,586	$ 2,628	$ -	$ 2,628	$ 2,704
606	A_6030800-EE Miscellaneous	Maintenance of Services	892	$ -	$ 1,909	$ 1,940	$ -	$ 1,940	$ 1,996
607	A_6100070-Consultants-Mgmt	Maintenance of Services	892	$ -	$ 1,089	$ 1,107	$ -	$ 1,107	$ 1,139
608	A_6100080-Consultants-Other	Maintenance of Services	892	$ -	$ 24,038	$ 24,428	$ -	$ 24,428	$ 25,136
609	A_6100100-Contractor Services	Maintenance of Services	892	$ -	$ 226,886	$ 230,569	$ -	$ 230,569	$ 237,254
610	A_6100120-Tool Service/Repair	Maintenance of Services	892	$ -	$ 957	$ 972	$ -	$ 972	$ 1,001
611	A_6400020-M&S Gen Office	Maintenance of Services	892	$ -	$ 101	$ 102	$ -	$ 102	$ 105
612	A_6400070-M&S Safety	Maintenance of Services	892	$ -	$ 153	$ 156	$ -	$ 156	$ 160
613	A_6400080-M&S Vehicle Fuel	Maintenance of Services	892	$ -	$ 22	$ 23	$ -	$ 23	$ 23
614	A_6400100-M&S OS Purchases	Maintenance of Services	892	$ -	$ 35,252	$ 35,824	$ -	$ 35,824	$ 36,863
615	A_6400500-M&S Parts	Maintenance of Services	892	$ -	$ 2,323	$ 2,361	$ -	$ 2,361	$ 2,429
616	A_6400510-M&S Small Tools	Maintenance of Services	892	$ -	$ 4,903	$ 4,982	$ -	$ 4,982	$ 5,127
617	A_6401000-M&S Inven Issue	Maintenance of Services	892	$ -	$ 87,149	$ 88,563	$ -	$ 88,563	$ 91,131
618	A_6720020-LTLease-NonOffEquip	Maintenance of Services	892	$ -	$ 12,741	$ 12,948	$ -	$ 12,948	$ 13,323
619	A_6730030-Utilities-Telecom	Maintenance of Services	892	$ -	$ 21	$ 22	$ -	$ 22	$ 22
620	A_6730800-Utilities-Other	Maintenance of Services	892	$ -	$ 78	$ 79	$ -	$ 79	$ 81
621	A_6780040-Dmgd Faclty Billing	Maintenance of Services	892	$ -	$ (84,280)	$ (85,648)	$ -	$ (85,648)	$ (88,132)
622	A_6790199-Fees-Miscellaneous	Maintenance of Services	892	$ -	$ 108	$ 109	$ -	$ 109	$ 112
623	A_6790210-Permitting	Maintenance of Services	892	$ -	$ 5,185	$ 5,269	$ -	$ 5,269	$ 5,422
624	A_6790230-Postage Ship Courier	Maintenance of Services	892	$ -	$ 66	$ 67	$ -	$ 67	$ 69
625	A_6790320-Fleet Allocation	Maintenance of Services	892	$ -	$ 208,856	$ 212,246	$ -	$ 212,246	$ 218,400
626	A_6790321-Stores Allocation	Maintenance of Services	892	$ -	$ 9,532	$ 9,687	$ -	$ 9,687	$ 9,968
627	A_6790322-Small Tools Alloc	Maintenance of Services	892	$ -	$ 3,961	$ 4,025	$ -	$ 4,025	$ 4,141
628	A_7103060-CIAC	Maintenance of Services	892	$ -	$ (4,631)	$ (4,706)	$ -	$ (4,706)	$ (4,842)
629	**Total Distribution Maintenance Expenses**			**$ 5,015,906**	**$ 7,182,627**	**$ 2,201,887**	**$ 5,102,175**	**$ 7,304,062**	**$ 2,265,729**
630									
631	**Total Distribution O&M**			**$ 25,041,280**	**$ 33,868,638**	**$ 8,970,628**	**$ 25,462,566**	**$ 34,433,194**	**$ 9,230,724**
632									
633	**Customer Related O&M:**								
634	A_6010000-1001/A6010000	Meter Reading Expenses	902	$ 923	$ 923	$ -	$ 938	$ 938	$ -
635	A_6010010-1001/R6010000	Meter Reading Expenses	902	$ 242	$ 242	$ -	$ 246	$ 246	$ -
636	A_6010110-Labor Exempt ST	Meter Reading Expenses	902	$ 125,843	$ 125,843	$ -	$ 128,007	$ 128,007	$ -
637	A_6010130-Labor Exempt NonProd	Meter Reading Expenses	902	$ 27,476	$ 27,476	$ -	$ 27,949	$ 27,949	$ -
638	A_6010210-Labor NonExm ST	Meter Reading Expenses	902	$ 714,282	$ 714,282	$ -	$ 726,567	$ 726,567	$ -
639	A_6010220-Labor NonExm OT	Meter Reading Expenses	902	$ 130,692	$ 130,692	$ -	$ 132,940	$ 132,940	$ -
640	A_6010230-Labor NonExm NonProd	Meter Reading Expenses	902	$ 124,076	$ 124,076	$ -	$ 126,210	$ 126,210	$ -

NMGC Exhibit ECB-5
Page 485 of 596

NEW MEXICO GAS COMPANY, INC.

Operations and Maintenance Summary
Base Period - 12 Months Ending March 31, 2023
Future Test Year - 12 Months Ending September 30, 2025

	A	B	C	AB	AC	AD	AE	AF
3	Description	Account Name	FERC Acct	Total Test Period Separately Forecasted Items	10/31/2024	11/30/2024	12/31/2024	1/31/2025
592	A_6010010-1001/R6010000	Maintenance of Services	892	$ (652)	$ (54)	$ (54)	$ (54)	$ (54)
593	A_6010110-Labor Exempt ST	Maintenance of Services	892	$ 237,097	$ 19,758	$ 19,758	$ 19,758	$ 19,758
594	A_6010130-Labor Exempt NonProd	Maintenance of Services	892	$ 59,510	$ 4,959	$ 4,959	$ 4,959	$ 4,959
595	A_6010210-Labor NonExm ST	Maintenance of Services	892	$ 1,163,969	$ 96,997	$ 96,997	$ 96,997	$ 96,997
596	A_6010220-Labor NonExm OT	Maintenance of Services	892	$ 292,252	$ 24,354	$ 24,354	$ 24,354	$ 24,354
597	A_6010230-Labor NonExm NonProd	Maintenance of Services	892	$ 214,628	$ 17,886	$ 17,886	$ 17,886	$ 17,886
598	A_6010910-Labor OffCycle Bonus	Maintenance of Services	892	$ 189	$ 16	$ 16	$ 16	$ 16
599	A_6018999-Labor Exp Reclass	Maintenance of Services	892	$ (54)	$ (5)	$ (5)	$ (5)	$ (5)
600	A_6030010-EE ProfDue Subs Fees	Maintenance of Services	892	$ -	$ 1	$ 1	$ 1	$ 1
601	A_6030040-EE Meals 50% Deduct	Maintenance of Services	892	$ -	$ 372	$ 372	$ 372	$ 372
602	A_6030060-EE Shoes Uniforms	Maintenance of Services	892	$ -	$ 1,763	$ 1,763	$ 1,763	$ 1,763
603	A_6030070-EE Training	Maintenance of Services	892	$ -	$ 282	$ 282	$ 282	$ 282
604	A_6030080-EE Travel Lodging	Maintenance of Services	892	$ -	$ 7	$ 7	$ 7	$ 7
605	A_6030091-EE Apprec and Gifts	Maintenance of Services	892	$ -	$ 225	$ 225	$ 225	$ 225
606	A_6030800-EE Miscellaneous	Maintenance of Services	892	$ -	$ 166	$ 166	$ 166	$ 166
607	A_6100070-Consultants-Mgmt	Maintenance of Services	892	$ -	$ 95	$ 95	$ 95	$ 95
608	A_6100080-Consultants-Other	Maintenance of Services	892	$ -	$ 2,095	$ 2,095	$ 2,095	$ 2,095
609	A_6100100-Contractor Services	Maintenance of Services	892	$ -	$ 19,771	$ 19,771	$ 19,771	$ 19,771
610	A_6100120-Tool Service/Repair	Maintenance of Services	892	$ -	$ 83	$ 83	$ 83	$ 83
611	A_6400020-M&S Gen Office	Maintenance of Services	892	$ -	$ 9	$ 9	$ 9	$ 9
612	A_6400070-M&S Safety	Maintenance of Services	892	$ -	$ 13	$ 13	$ 13	$ 13
613	A_6400080-M&S Vehicle Fuel	Maintenance of Services	892	$ -	$ 2	$ 2	$ 2	$ 2
614	A_6400100-M&S OS Purchases	Maintenance of Services	892	$ -	$ 3,072	$ 3,072	$ 3,072	$ 3,072
615	A_6400500-M&S Parts	Maintenance of Services	892	$ -	$ 202	$ 202	$ 202	$ 202
616	A_6400510-M&S Small Tools	Maintenance of Services	892	$ -	$ 427	$ 427	$ 427	$ 427
617	A_6401000-M&S Inven Issue	Maintenance of Services	892	$ -	$ 7,594	$ 7,594	$ 7,594	$ 7,594
618	A_6720020-LTLease-NonOffEquip	Maintenance of Services	892	$ -	$ 1,110	$ 1,110	$ 1,110	$ 1,110
619	A_6730030-Utilities-Telecom	Maintenance of Services	892	$ -	$ 2	$ 2	$ 2	$ 2
620	A_6730800-Utilities-Other	Maintenance of Services	892	$ -	$ 7	$ 7	$ 7	$ 7
621	A_6780040-Dmgd Faclty Billing	Maintenance of Services	892	$ -	$ (7,344)	$ (7,344)	$ (7,344)	$ (7,344)
622	A_6790199-Fees-Miscellaneous	Maintenance of Services	892	$ -	$ 9	$ 9	$ 9	$ 9
623	A_6790210-Permitting	Maintenance of Services	892	$ -	$ 452	$ 452	$ 452	$ 452
624	A_6790230-Postage Ship Courier	Maintenance of Services	892	$ -	$ 6	$ 6	$ 6	$ 6
625	A_6790320-Fleet Allocation	Maintenance of Services	892	$ -	$ 18,200	$ 18,200	$ 18,200	$ 18,200
626	A_6790321-Stores Allocation	Maintenance of Services	892	$ -	$ 831	$ 831	$ 831	$ 831
627	A_6790322-Small Tools Alloc	Maintenance of Services	892	$ -	$ 345	$ 345	$ 345	$ 345
628	A_7103060-CIAC	Maintenance of Services	892	$ -	$ (404)	$ (404)	$ (404)	$ (404)
629	**Total Distribution Maintenance Expenses**			**$ 5,674,977**	**$ 661,726**	**$ 661,726**	**$ 661,726**	**$ 661,726**
630								
631	**Total Distribution O&M**			**$ 28,275,208**	**$ 3,125,494**	**$ 3,125,494**	**$ 3,125,494**	**$ 3,125,494**
632								
633	**Customer Related O&M:**							
634	A_6010000-1001/A6010000	Meter Reading Expenses	902	$ 1,044	$ 87	$ 87	$ 87	$ 87
635	A_6010010-1001/R6010000	Meter Reading Expenses	902	$ 274	$ 23	$ 23	$ 23	$ 23
636	A_6010110-Labor Exempt ST	Meter Reading Expenses	902	$ 142,378	$ 11,865	$ 11,865	$ 11,865	$ 11,865
637	A_6010130-Labor Exempt NonProd	Meter Reading Expenses	902	$ 31,087	$ 2,591	$ 2,591	$ 2,591	$ 2,591
638	A_6010210-Labor NonExm ST	Meter Reading Expenses	902	$ 808,136	$ 67,345	$ 67,345	$ 67,345	$ 67,345
639	A_6010220-Labor NonExm OT	Meter Reading Expenses	902	$ 147,865	$ 12,322	$ 12,322	$ 12,322	$ 12,322
640	A_6010230-Labor NonExm NonProd	Meter Reading Expenses	902	$ 140,379	$ 11,698	$ 11,698	$ 11,698	$ 11,698

NMGC Exhibit ECB-5
Page 486 of 596

Sponsored by NMGC Witness Erik C. Buchanan

630 Schedule H-1.3 Test Period

NEW MEXICO GAS COMPANY, INC.

Operations and Maintenance Summary
Base Period - 12 Months Ending March 31, 2023
Future Test Year - 12 Months Ending September 30, 2025

	A	B	C	AG	AH	AI	AJ	AK
3	Description	Account Name	FERC Acct	2/28/2025	3/31/2025	4/30/2025	5/31/2025	6/30/2025
592	A_6010010-1001/R6010000	Maintenance of Services	892	$ (54)	$ (54)	$ (54)	$ (54)	$ (54)
593	A_6010110-Labor Exempt ST	Maintenance of Services	892	$ 19,758	$ 19,758	$ 19,758	$ 19,758	$ 19,758
594	A_6010130-Labor Exempt NonProd	Maintenance of Services	892	$ 4,959	$ 4,959	$ 4,959	$ 4,959	$ 4,959
595	A_6010210-Labor NonExm ST	Maintenance of Services	892	$ 96,997	$ 96,997	$ 96,997	$ 96,997	$ 96,997
596	A_6010220-Labor NonExm OT	Maintenance of Services	892	$ 24,354	$ 24,354	$ 24,354	$ 24,354	$ 24,354
597	A_6010230-Labor NonExm NonProd	Maintenance of Services	892	$ 17,886	$ 17,886	$ 17,886	$ 17,886	$ 17,886
598	A_6010910-Labor OffCycle Bonus	Maintenance of Services	892	$ 16	$ 16	$ 16	$ 16	$ 16
599	A_6018999-Labor Exp Reclass	Maintenance of Services	892	$ (5)	$ (5)	$ (5)	$ (5)	$ (5)
600	A_6030010-EE ProfDue Subs Fees	Maintenance of Services	892	$ 1	$ 1	$ 1	$ 1	$ 1
601	A_6030040-EE Meals 50% Deduct	Maintenance of Services	892	$ 372	$ 372	$ 372	$ 372	$ 372
602	A_6030060-EE Shoes Uniforms	Maintenance of Services	892	$ 1,763	$ 1,763	$ 1,763	$ 1,763	$ 1,763
603	A_6030070-EE Training	Maintenance of Services	892	$ 282	$ 282	$ 282	$ 282	$ 282
604	A_6030080-EE Travel Lodging	Maintenance of Services	892	$ 7	$ 7	$ 7	$ 7	$ 7
605	A_6030091-EE Apprec and Gifts	Maintenance of Services	892	$ 225	$ 225	$ 225	$ 225	$ 225
606	A_6030800-EE Miscellaneous	Maintenance of Services	892	$ 166	$ 166	$ 166	$ 166	$ 166
607	A_6100070-Consultants-Mgmt	Maintenance of Services	892	$ 95	$ 95	$ 95	$ 95	$ 95
608	A_6100080-Consultants-Other	Maintenance of Services	892	$ 2,095	$ 2,095	$ 2,095	$ 2,095	$ 2,095
609	A_6100100-Contractor Services	Maintenance of Services	892	$ 19,771	$ 19,771	$ 19,771	$ 19,771	$ 19,771
610	A_6100120-Tool Service/Repair	Maintenance of Services	892	$ 83	$ 83	$ 83	$ 83	$ 83
611	A_6400020-M&S Gen Office	Maintenance of Services	892	$ 9	$ 9	$ 9	$ 9	$ 9
612	A_6400070-M&S Safety	Maintenance of Services	892	$ 13	$ 13	$ 13	$ 13	$ 13
613	A_6400080-M&S Vehicle Fuel	Maintenance of Services	892	$ 2	$ 2	$ 2	$ 2	$ 2
614	A_6400100-M&S OS Purchases	Maintenance of Services	892	$ 3,072	$ 3,072	$ 3,072	$ 3,072	$ 3,072
615	A_6400500-M&S Parts	Maintenance of Services	892	$ 202	$ 202	$ 202	$ 202	$ 202
616	A_6400510-M&S Small Tools	Maintenance of Services	892	$ 427	$ 427	$ 427	$ 427	$ 427
617	A_6401000-M&S Inven Issue	Maintenance of Services	892	$ 7,594	$ 7,594	$ 7,594	$ 7,594	$ 7,594
618	A_6720020-LTLease-NonOffEquip	Maintenance of Services	892	$ 1,110	$ 1,110	$ 1,110	$ 1,110	$ 1,110
619	A_6730030-Utilities-Telecom	Maintenance of Services	892	$ 2	$ 2	$ 2	$ 2	$ 2
620	A_6730800-Utilities-Other	Maintenance of Services	892	$ 7	$ 7	$ 7	$ 7	$ 7
621	A_6780040-Dmgd Faclty Billing	Maintenance of Services	892	$ (7,344)	$ (7,344)	$ (7,344)	$ (7,344)	$ (7,344)
622	A_6790199-Fees-Miscellaneous	Maintenance of Services	892	$ 9	$ 9	$ 9	$ 9	$ 9
623	A_6790210-Permitting	Maintenance of Services	892	$ 452	$ 452	$ 452	$ 452	$ 452
624	A_6790230-Postage Ship Courier	Maintenance of Services	892	$ 6	$ 6	$ 6	$ 6	$ 6
625	A_6790320-Fleet Allocation	Maintenance of Services	892	$ 18,200	$ 18,200	$ 18,200	$ 18,200	$ 18,200
626	A_6790321-Stores Allocation	Maintenance of Services	892	$ 831	$ 831	$ 831	$ 831	$ 831
627	A_6790322-Small Tools Alloc	Maintenance of Services	892	$ 345	$ 345	$ 345	$ 345	$ 345
628	A_7103060-CIAC	Maintenance of Services	892	$ (404)	$ (404)	$ (404)	$ (404)	$ (404)
629	**Total Distribution Maintenance Expenses**			**$ 661,726**	**$ 661,726**	**$ 661,726**	**$ 661,726**	**$ 661,726**
630								
631	**Total Distribution O&M**			**$ 3,125,494**	**$ 3,125,494**	**$ 3,125,494**	**$ 3,125,494**	**$ 3,125,494**
632								
633	**Customer Related O&M:**							
634	A_6010000-1001/A6010000	Meter Reading Expenses	902	$ 87	$ 87	$ 87	$ 87	$ 87
635	A_6010010-1001/R6010000	Meter Reading Expenses	902	$ 23	$ 23	$ 23	$ 23	$ 23
636	A_6010110-Labor Exempt ST	Meter Reading Expenses	902	$ 11,865	$ 11,865	$ 11,865	$ 11,865	$ 11,865
637	A_6010130-Labor Exempt NonProd	Meter Reading Expenses	902	$ 2,591	$ 2,591	$ 2,591	$ 2,591	$ 2,591
638	A_6010210-Labor NonExm ST	Meter Reading Expenses	902	$ 67,345	$ 67,345	$ 67,345	$ 67,345	$ 67,345
639	A_6010220-Labor NonExm OT	Meter Reading Expenses	902	$ 12,322	$ 12,322	$ 12,322	$ 12,322	$ 12,322
640	A_6010230-Labor NonExm NonProd	Meter Reading Expenses	902	$ 11,698	$ 11,698	$ 11,698	$ 11,698	$ 11,698

NMGC Exhibit ECB-5
Page 487 of 596

Sponsored by NMGC Witness Erik C. Buchanan

630 Schedule H-1.3 Test Period

NEW MEXICO GAS COMPANY, INC.

Operations and Maintenance Summary
Base Period - 12 Months Ending March 31, 2023
Future Test Year - 12 Months Ending September 30, 2025

	A	B	C	AL	AM	AN	AO
3	Description	Account Name	FERC Acct	7/31/2025	8/31/2025	9/30/2025	Future Test Year Ending 9/30/2025
592	A_6010010-1001/R6010000	Maintenance of Services	892	$ (54)	$ (54)	$ (54)	$ (652)
593	A_6010110-Labor Exempt ST	Maintenance of Services	892	$ 19,758	$ 19,758	$ 19,758	$ 237,097
594	A_6010130-Labor Exempt NonProd	Maintenance of Services	892	$ 4,959	$ 4,959	$ 4,959	$ 59,510
595	A_6010210-Labor NonExm ST	Maintenance of Services	892	$ 96,997	$ 96,997	$ 96,997	$ 1,163,969
596	A_6010220-Labor NonExm OT	Maintenance of Services	892	$ 24,354	$ 24,354	$ 24,354	$ 292,252
597	A_6010230-Labor NonExm NonProd	Maintenance of Services	892	$ 17,886	$ 17,886	$ 17,886	$ 214,628
598	A_6010910-Labor OffCycle Bonus	Maintenance of Services	892	$ 16	$ 16	$ 16	$ 189
599	A_6018999-Labor Exp Reclass	Maintenance of Services	892	$ (5)	$ (5)	$ (5)	$ (54)
600	A_6030010-EE ProfDue Subs Fees	Maintenance of Services	892	$ 1	$ 1	$ 1	$ 11
601	A_6030040-EE Meals 50% Deduct	Maintenance of Services	892	$ 372	$ 372	$ 372	$ 4,465
602	A_6030060-EE Shoes Uniforms	Maintenance of Services	892	$ 1,763	$ 1,763	$ 1,763	$ 21,157
603	A_6030070-EE Training	Maintenance of Services	892	$ 282	$ 282	$ 282	$ 3,378
604	A_6030080-EE Travel Lodging	Maintenance of Services	892	$ 7	$ 7	$ 7	$ 85
605	A_6030091-EE Apprec and Gifts	Maintenance of Services	892	$ 225	$ 225	$ 225	$ 2,704
606	A_6030800-EE Miscellaneous	Maintenance of Services	892	$ 166	$ 166	$ 166	$ 1,996
607	A_6100070-Consultants-Mgmt	Maintenance of Services	892	$ 95	$ 95	$ 95	$ 1,139
608	A_6100080-Consultants-Other	Maintenance of Services	892	$ 2,095	$ 2,095	$ 2,095	$ 25,136
609	A_6100100-Contractor Services	Maintenance of Services	892	$ 19,771	$ 19,771	$ 19,771	$ 237,254
610	A_6100120-Tool Service/Repair	Maintenance of Services	892	$ 83	$ 83	$ 83	$ 1,001
611	A_6400020-M&S Gen Office	Maintenance of Services	892	$ 9	$ 9	$ 9	$ 105
612	A_6400070-M&S Safety	Maintenance of Services	892	$ 13	$ 13	$ 13	$ 160
613	A_6400080-M&S Vehicle Fuel	Maintenance of Services	892	$ 2	$ 2	$ 2	$ 23
614	A_6400100-M&S OS Purchases	Maintenance of Services	892	$ 3,072	$ 3,072	$ 3,072	$ 36,863
615	A_6400500-M&S Parts	Maintenance of Services	892	$ 202	$ 202	$ 202	$ 2,429
616	A_6400510-M&S Small Tools	Maintenance of Services	892	$ 427	$ 427	$ 427	$ 5,127
617	A_6401000-M&S Inven Issue	Maintenance of Services	892	$ 7,594	$ 7,594	$ 7,594	$ 91,131
618	A_6720020-LTLease-NonOffEquip	Maintenance of Services	892	$ 1,110	$ 1,110	$ 1,110	$ 13,323
619	A_6730030-Utilities-Telecom	Maintenance of Services	892	$ 2	$ 2	$ 2	$ 22
620	A_6730800-Utilities-Other	Maintenance of Services	892	$ 7	$ 7	$ 7	$ 81
621	A_6780040-Dmgd Faclty Billing	Maintenance of Services	892	$ (7,344)	$ (7,344)	$ (7,344)	$ (88,132)
622	A_6790199-Fees-Miscellaneous	Maintenance of Services	892	$ 9	$ 9	$ 9	$ 112
623	A_6790210-Permitting	Maintenance of Services	892	$ 452	$ 452	$ 452	$ 5,422
624	A_6790230-Postage Ship Courier	Maintenance of Services	892	$ 6	$ 6	$ 6	$ 69
625	A_6790320-Fleet Allocation	Maintenance of Services	892	$ 18,200	$ 18,200	$ 18,200	$ 218,400
626	A_6790321-Stores Allocation	Maintenance of Services	892	$ 831	$ 831	$ 831	$ 9,968
627	A_6790322-Small Tools Alloc	Maintenance of Services	892	$ 345	$ 345	$ 345	$ 4,141
628	A_7103060-CIAC	Maintenance of Services	892	$ (404)	$ (404)	$ (404)	$ (4,842)
629	**Total Distribution Maintenance Expenses**			**$ 661,726**	**$ 661,726**	**$ 661,726**	**$ 7,940,706**
630							
631	**Total Distribution O&M**			**$ 3,125,494**	**$ 3,125,494**	**$ 3,125,494**	**$ 37,505,932**
632							
633	**Customer Related O&M:**						
634	A_6010000-1001/A6010000	Meter Reading Expenses	902	$ 87	$ 87	$ 87	$ 1,044
635	A_6010010-1001/R6010000	Meter Reading Expenses	902	$ 23	$ 23	$ 23	$ 274
636	A_6010110-Labor Exempt ST	Meter Reading Expenses	902	$ 11,865	$ 11,865	$ 11,865	$ 142,378
637	A_6010130-Labor Exempt NonProd	Meter Reading Expenses	902	$ 2,591	$ 2,591	$ 2,591	$ 31,087
638	A_6010210-Labor NonExm ST	Meter Reading Expenses	902	$ 67,345	$ 67,345	$ 67,345	$ 808,136
639	A_6010220-Labor NonExm OT	Meter Reading Expenses	902	$ 12,322	$ 12,322	$ 12,322	$ 147,865
640	A_6010230-Labor NonExm NonProd	Meter Reading Expenses	902	$ 11,698	$ 11,698	$ 11,698	$ 140,379

NMGC Exhibit ECB-5
Page 488 of 596

Sponsored by NMGC Witness Erik C. Buchanan

630 Schedule H-1.3 Test Period

NEW MEXICO GAS COMPANY, INC.

Operations and Maintenance Summary
Base Period - 12 Months Ending March 31, 2023
Future Test Year - 12 Months Ending September 30, 2025

	A	B	C	D	E	F	G	H	I
3	Description	Account Name	FERC Acct	4/30/2022	5/31/2022	6/30/2022	7/31/2022	8/31/2022	9/30/2022
641	A_6010910-Labor OffCycle Bonus	Meter Reading Expenses	902	$ 18	$ -	$ -	$ 21	$ -	$ -
642	A_6030010-EE ProfDue Subs Fees	Meter Reading Expenses	902	$ -	$ -	$ -	$ -	$ -	$ -
643	A_6030040-EE Meals 50% Deduct	Meter Reading Expenses	902	$ 46	$ 560	$ 255	$ 0	$ 35	$ 261
644	A_6030060-EE Shoes Uniforms	Meter Reading Expenses	902	$ 53	$ 181	$ 34	$ 280	$ 215	$ 83
645	A_6030070-EE Training	Meter Reading Expenses	902	$ -	$ 523	$ -	$ -	$ -	$ 20
646	A_6030080-EE Travel Lodging	Meter Reading Expenses	902	$ 174	$ 1,301	$ -	$ -	$ -	$ -
647	A_6030091-EE Apprec and Gifts	Meter Reading Expenses	902	$ -	$ 1	$ -	$ -	$ 3	$ -
648	A_6030800-EE Miscellaneous	Meter Reading Expenses	902	$ -	$ 0	$ 1	$ 1	$ (3)	$ -
649	A_6100070-Consultants-Mgmt	Meter Reading Expenses	902	$ 5	$ -	$ -	$ -	$ -	$ -
650	A_6100080-Consultants-Other	Meter Reading Expenses	902	$ -	$ 947	$ -	$ -	$ -	$ 138
651	A_6100100-Contractor Services	Meter Reading Expenses	902	$ -	$ 62	$ -	$ -	$ -	$ -
652	A_6400070-M&S Safety	Meter Reading Expenses	902	$ -	$ -	$ -	$ -	$ -	$ 41
653	A_6400100-M&S OS Purchases	Meter Reading Expenses	902	$ -	$ 44	$ -	$ -	$ -	$ -
654	A_6400500-M&S Parts	Meter Reading Expenses	902	$ 14	$ -	$ -	$ 39	$ -	$ -
655	A_6400510-M&S Small Tools	Meter Reading Expenses	902	$ 317	$ 81	$ -	$ -	$ 679	$ -
656	A_6401000-M&S Inven Issue	Meter Reading Expenses	902	$ -	$ -	$ 6	$ -	$ -	$ 149
657	A_6730800-Utilities-Other	Meter Reading Expenses	902	$ -	$ -	$ -	$ -	$ -	$ 190
658	A_6790199-Fees-Miscellaneous	Meter Reading Expenses	902	$ -	$ -	$ -	$ -	$ -	$ 6
659	A_6790230-Postage Ship Courier	Meter Reading Expenses	902	$ -	$ -	$ -	$ -	$ -	$ -
660	A_6790320-Fleet Allocation	Meter Reading Expenses	902	$ 12,619	$ 19,058	$ 13,549	$ 16,813	$ 18,086	$ 16,787
661	A_6790321-Stores Allocation	Meter Reading Expenses	902	$ -	$ 8	$ 1	$ -	$ -	$ 6
662	A_6790322-Small Tools Alloc	Meter Reading Expenses	902	$ -	$ 1	$ 0	$ -	$ -	$ 2
663	A_6010000-1001/A6010000	Customer Records and Collection Expenses	903	$ 4,774	$ (123)	$ 1,764	$ (1,150)	$ (10,355)	$ (4,433)
664	A_6010010-1001/R6010000	Customer Records and Collection Expenses	903	$ 266	$ -	$ -	$ 117	$ 22	$ -
665	A_6010110-Labor Exempt ST	Customer Records and Collection Expenses	903	$ 118,907	$ 142,551	$ 130,575	$ 111,170	$ 134,867	$ 115,790
666	A_6010130-Labor Exempt NonProd	Customer Records and Collection Expenses	903	$ 29,180	$ 21,166	$ 30,834	$ 32,625	$ 13,564	$ 34,701
667	A_6010210-Labor NonExm ST	Customer Records and Collection Expenses	903	$ 340,696	$ 409,100	$ 375,074	$ 348,724	$ 418,922	$ 364,514
668	A_6010220-Labor NonExm OT	Customer Records and Collection Expenses	903	$ 35,997	$ 39,197	$ 28,082	$ 36,297	$ 33,636	$ 36,032
669	A_6010230-Labor NonExm NonProd	Customer Records and Collection Expenses	903	$ 91,002	$ 50,815	$ 88,426	$ 80,000	$ 51,885	$ 95,686
670	A_6010910-Labor OffCycle Bonus	Customer Records and Collection Expenses	903	$ 11,160	$ -	$ -	$ 17,393	$ -	$ -
671	A_6030010-EE ProfDue Subs Fees	Customer Records and Collection Expenses	903	$ -	$ 419	$ 411	$ -	$ -	$ 16
672	A_6030040-EE Meals 50% Deduct	Customer Records and Collection Expenses	903	$ 1,174	$ 4,748	$ 2,002	$ 1,549	$ 692	$ 1,892
673	A_6030050-EE Mileage	Customer Records and Collection Expenses	903	$ 408	$ 284	$ 1,047	$ 458	$ 905	$ 1,151
674	A_6030060-EE Shoes Uniforms	Customer Records and Collection Expenses	903	$ 90	$ 356	$ 145	$ 380	$ 243	$ 123
675	A_6030070-EE Training	Customer Records and Collection Expenses	903	$ -	$ 3,773	$ 631	$ 549	$ -	$ 1,791
676	A_6030080-EE Travel Lodging	Customer Records and Collection Expenses	903	$ 1,604	$ 567	$ 1,241	$ -	$ 12	$ 3,150
677	A_6030091-EE Apprec and Gifts	Customer Records and Collection Expenses	903	$ -	$ 122	$ -	$ 12	$ 18	$ 130
678	A_6030800-EE Miscellaneous	Customer Records and Collection Expenses	903	$ 839	$ 170	$ 611	$ 162	$ 315	$ 3,342
679	A_6100010-Advertising	Customer Records and Collection Expenses	903	$ 1,278	$ 1,419	$ 828	$ -	$ 2,366	$ 661
680	A_6100070-Consultants-Mgmt	Customer Records and Collection Expenses	903	$ 41	$ -	$ -	$ -	$ -	$ -
681	A_6100080-Consultants-Other	Customer Records and Collection Expenses	903	$ 20,540	$ 20,432	$ 17,667	$ 16,760	$ 21,464	$ 27,671
682	A_6100100-Contractor Services	Customer Records and Collection Expenses	903	$ 5,033	$ 6,230	$ 5,398	$ 5,499	$ 6,848	$ 5,512
683	A_6100150-Printing	Customer Records and Collection Expenses	903	$ 251	$ -	$ -	$ 679	$ 1,643	$ 1,261
684	A_6400010-M&S FurnOffEquip	Customer Records and Collection Expenses	903	$ -	$ 83	$ 1,780	$ -	$ 132	$ 230
685	A_6400020-M&S Gen Office	Customer Records and Collection Expenses	903	$ 3,597	$ (1,241)	$ 2,306	$ 1,546	$ 3,515	$ 2,278
686	A_6400070-M&S Safety	Customer Records and Collection Expenses	903	$ -	$ -	$ 503	$ -	$ 212	$ -
687	A_6400100-M&S OS Purchases	Customer Records and Collection Expenses	903	$ 220	$ 208	$ 524	$ 2,536	$ 90	$ 293
688	A_6400500-M&S Parts	Customer Records and Collection Expenses	903	$ -	$ -	$ -	$ 204	$ -	$ -
689	A_6400510-M&S Small Tools	Customer Records and Collection Expenses	903	$ 47	$ 54	$ 152	$ 161	$ 116	$ 277

NMGC Exhibit ECB-5
Page 489 of 596

Sponsored by NMGC Witness Erik C. Buchanan

630 Schedule H-1.3 Test Period

NEW MEXICO GAS COMPANY, INC.

Operations and Maintenance Summary
Base Period - 12 Months Ending March 31, 2023
Future Test Year - 12 Months Ending September 30, 2025

	A	B	C	J	K	L	M	N	O
3	Description	Account Name	FERC Acct	10/31/2022	11/30/2022	12/31/2022	1/31/2023	2/28/2023	3/31/2023
641	A_6010910-Labor OffCycle Bonus	Meter Reading Expenses	902	$ 18	$ -	$ -	$ 162	$ -	$ -
642	A_6030010-EE ProfDue Subs Fees	Meter Reading Expenses	902	$ 6	$ -	$ -	$ -	$ -	$ -
643	A_6030040-EE Meals 50% Deduct	Meter Reading Expenses	902	$ 56	$ 346	$ 279	$ 158	$ 29	$ 14
644	A_6030060-EE Shoes Uniforms	Meter Reading Expenses	902	$ -	$ 64	$ 81	$ 9,965	$ 216	$ 92
645	A_6030070-EE Training	Meter Reading Expenses	902	$ 313	$ 40	$ 146	$ 907	$ (140)	$ -
646	A_6030080-EE Travel Lodging	Meter Reading Expenses	902	$ -	$ -	$ -	$ -	$ -	$ -
647	A_6030091-EE Apprec and Gifts	Meter Reading Expenses	902	$ -	$ -	$ -	$ -	$ -	$ -
648	A_6030800-EE Miscellaneous	Meter Reading Expenses	902	$ -	$ -	$ -	$ -	$ -	$ -
649	A_6100070-Consultants-Mgmt	Meter Reading Expenses	902	$ -	$ 279	$ 224	$ -	$ -	$ -
650	A_6100080-Consultants-Other	Meter Reading Expenses	902	$ -	$ -	$ -	$ -	$ -	$ -
651	A_6100100-Contractor Services	Meter Reading Expenses	902	$ -	$ -	$ -	$ -	$ -	$ 8,871
652	A_6400070-M&S Safety	Meter Reading Expenses	902	$ -	$ -	$ 44	$ -	$ -	$ -
653	A_6400100-M&S OS Purchases	Meter Reading Expenses	902	$ -	$ -	$ -	$ -	$ 4,011	$ -
654	A_6400500-M&S Parts	Meter Reading Expenses	902	$ 223	$ -	$ 16	$ -	$ -	$ 23
655	A_6400510-M&S Small Tools	Meter Reading Expenses	902	$ -	$ 184	$ 5	$ 345	$ -	$ 61
656	A_6401000-M&S Inven Issue	Meter Reading Expenses	902	$ -	$ -	$ -	$ -	$ -	$ -
657	A_6730800-Utilities-Other	Meter Reading Expenses	902	$ -	$ -	$ -	$ -	$ -	$ -
658	A_6790199-Fees-Miscellaneous	Meter Reading Expenses	902	$ -	$ -	$ -	$ -	$ -	$ -
659	A_6790230-Postage Ship Courier	Meter Reading Expenses	902	$ -	$ -	$ -	$ -	$ 27	$ -
660	A_6790320-Fleet Allocation	Meter Reading Expenses	902	$ 12,399	$ 11,178	$ 12,056	$ 14,606	$ 15,468	$ 13,391
661	A_6790321-Stores Allocation	Meter Reading Expenses	902	$ -	$ -	$ -	$ -	$ 168	$ -
662	A_6790322-Small Tools Alloc	Meter Reading Expenses	902	$ -	$ -	$ -	$ -	$ 302	$ -
663	A_6010000-1001/A6010000	Customer Records and Collection Expenses	903	$ (2,033)	$ 27	$ (27)	$ 6	$ (1,681)	$ (115)
664	A_6010010-1001/R6010000	Customer Records and Collection Expenses	903	$ 15	$ -	$ (19)	$ -	$ 130	$ 50
665	A_6010110-Labor Exempt ST	Customer Records and Collection Expenses	903	$ 115,031	$ 110,033	$ 96,107	$ 118,979	$ 132,327	$ 148,659
666	A_6010130-Labor Exempt NonProd	Customer Records and Collection Expenses	903	$ 13,388	$ 14,906	$ 67,433	$ 40,817	$ 14,940	$ 16,382
667	A_6010210-Labor NonExm ST	Customer Records and Collection Expenses	903	$ 386,117	$ 396,091	$ 302,343	$ 320,251	$ 387,694	$ 439,714
668	A_6010220-Labor NonExm OT	Customer Records and Collection Expenses	903	$ 52,328	$ 43,632	$ 33,308	$ 33,446	$ 42,061	$ 38,786
669	A_6010230-Labor NonExm NonProd	Customer Records and Collection Expenses	903	$ 31,757	$ 61,933	$ 129,775	$ 128,314	$ 51,626	$ 63,869
670	A_6010910-Labor OffCycle Bonus	Customer Records and Collection Expenses	903	$ 18,965	$ 185	$ -	$ 22,292	$ -	$ 132
671	A_6030010-EE ProfDue Subs Fees	Customer Records and Collection Expenses	903	$ 156	$ -	$ 256	$ -	$ 11	$ 199
672	A_6030040-EE Meals 50% Deduct	Customer Records and Collection Expenses	903	$ 4,673	$ 4,605	$ 2,978	$ 732	$ 1,901	$ 3,205
673	A_6030050-EE Mileage	Customer Records and Collection Expenses	903	$ 1,652	$ 892	$ 1,383	$ 121	$ 1,042	$ 1,557
674	A_6030060-EE Shoes Uniforms	Customer Records and Collection Expenses	903	$ -	$ 1,023	$ 1,253	$ 30,339	$ 648	$ 180
675	A_6030070-EE Training	Customer Records and Collection Expenses	903	$ 2,503	$ 361	$ 2,509	$ 6,055	$ (667)	$ 927
676	A_6030080-EE Travel Lodging	Customer Records and Collection Expenses	903	$ 3,549	$ 6,377	$ 1,331	$ 537	$ 706	$ 2,834
677	A_6030091-EE Apprec and Gifts	Customer Records and Collection Expenses	903	$ 178	$ 226	$ 358	$ -	$ -	$ 11
678	A_6030800-EE Miscellaneous	Customer Records and Collection Expenses	903	$ 2,760	$ 5,828	$ 5,298	$ 391	$ 279	$ 1,033
679	A_6100010-Advertising	Customer Records and Collection Expenses	903	$ 761	$ 2,938	$ 729	$ 59	$ 391	$ 2,560
680	A_6100070-Consultants-Mgmt	Customer Records and Collection Expenses	903	$ -	$ 2,192	$ 1,712	$ -	$ -	$ -
681	A_6100080-Consultants-Other	Customer Records and Collection Expenses	903	$ 20,651	$ 30,039	$ 83,557	$ 957	$ 17,153	$ 19,612
682	A_6100100-Contractor Services	Customer Records and Collection Expenses	903	$ 7,120	$ 5,947	$ 10,519	$ 1,027	$ 4,201	$ 5,530
683	A_6100150-Printing	Customer Records and Collection Expenses	903	$ -	$ 78	$ 1,570	$ 80	$ -	$ 1,053
684	A_6400010-M&S FurnOffEquip	Customer Records and Collection Expenses	903	$ 877	$ 22,574	$ 7,577	$ 388	$ 750	$ -
685	A_6400020-M&S Gen Office	Customer Records and Collection Expenses	903	$ 2,833	$ 2,327	$ 3,956	$ 836	$ 535	$ 2,422
686	A_6400070-M&S Safety	Customer Records and Collection Expenses	903	$ -	$ -	$ -	$ -	$ -	$ -
687	A_6400100-M&S OS Purchases	Customer Records and Collection Expenses	903	$ 813	$ 824	$ 2,504	$ 344	$ 272	$ 729
688	A_6400500-M&S Parts	Customer Records and Collection Expenses	903	$ -	$ -	$ -	$ -	$ -	$ -
689	A_6400510-M&S Small Tools	Customer Records and Collection Expenses	903	$ 10	$ -	$ -	$ -	$ 232	$ -

NMGC Exhibit ECB-5
Page 490 of 596

NEW MEXICO GAS COMPANY, INC.

Operations and Maintenance Summary
Base Period - 12 Months Ending March 31, 2023
Future Test Year - 12 Months Ending September 30, 2025

	A	B	C	P	Q	R	S	T	U
3	Description	Account Name	FERC Acct	Total Company Unadjusted Base Period Ending 3/31/2023	Base Period Adjustments	Adjusted Base Period	Removal of Separately Forecasted Items (To be added back Later)	Remaining Base Period O&M to be Escalated	Escalated Linkage 1 - Results of Pure Escalation of 3.93%
641	A_6010910-Labor OffCycle Bonus	Meter Reading Expenses	902	$ 219	$ 12	$ 231	$ (231)	$ -	$ -
642	A_6030010-EE ProfDue Subs Fees	Meter Reading Expenses	902	$ 6	$ -	$ 6	$ -	$ 6	$ 6
643	A_6030040-EE Meals 50% Deduct	Meter Reading Expenses	902	$ 2,038	$ -	$ 2,038	$ -	$ 2,038	$ 2,118
644	A_6030060-EE Shoes Uniforms	Meter Reading Expenses	902	$ 11,264	$ -	$ 11,264	$ -	$ 11,264	$ 11,707
645	A_6030070-EE Training	Meter Reading Expenses	902	$ 1,808	$ -	$ 1,808	$ -	$ 1,808	$ 1,879
646	A_6030080-EE Travel Lodging	Meter Reading Expenses	902	$ 1,476	$ -	$ 1,476	$ -	$ 1,476	$ 1,534
647	A_6030091-EE Apprec and Gifts	Meter Reading Expenses	902	$ 4	$ -	$ 4	$ -	$ 4	$ 4
648	A_6030800-EE Miscellaneous	Meter Reading Expenses	902	$ (0)	$ -	$ (0)	$ -	$ (0)	$ (0)
649	A_6100070-Consultants-Mgmt	Meter Reading Expenses	902	$ 508	$ -	$ 508	$ -	$ 508	$ 528
650	A_6100080-Consultants-Other	Meter Reading Expenses	902	$ 1,084	$ -	$ 1,084	$ -	$ 1,084	$ 1,127
651	A_6100100-Contractor Services	Meter Reading Expenses	902	$ 8,932	$ -	$ 8,932	$ -	$ 8,932	$ 9,284
652	A_6400070-M&S Safety	Meter Reading Expenses	902	$ 85	$ -	$ 85	$ -	$ 85	$ 88
653	A_6400100-M&S OS Purchases	Meter Reading Expenses	902	$ 4,055	$ -	$ 4,055	$ -	$ 4,055	$ 4,215
654	A_6400500-M&S Parts	Meter Reading Expenses	902	$ 316	$ -	$ 316	$ -	$ 316	$ 328
655	A_6400510-M&S Small Tools	Meter Reading Expenses	902	$ 1,671	$ -	$ 1,671	$ -	$ 1,671	$ 1,737
656	A_6401000-M&S Inven Issue	Meter Reading Expenses	902	$ 154	$ -	$ 154	$ -	$ 154	$ 160
657	A_6730800-Utilities-Other	Meter Reading Expenses	902	$ 190	$ -	$ 190	$ -	$ 190	$ 198
658	A_6790199-Fees-Miscellaneous	Meter Reading Expenses	902	$ 6	$ -	$ 6	$ -	$ 6	$ 6
659	A_6790230-Postage Ship Courier	Meter Reading Expenses	902	$ 27	$ -	$ 27	$ -	$ 27	$ 28
660	A_6790320-Fleet Allocation	Meter Reading Expenses	902	$ 176,010	$ -	$ 176,010	$ -	$ 176,010	$ 182,931
661	A_6790321-Stores Allocation	Meter Reading Expenses	902	$ 183	$ -	$ 183	$ -	$ 183	$ 190
662	A_6790322-Small Tools Alloc	Meter Reading Expenses	902	$ 306	$ -	$ 306	$ -	$ 306	$ 318
663	A_6010000-1001/A6010000	Customer Records and Collection Expenses	903	$ (13,345)	$ (734)	$ (14,079)	$ 14,079	$ -	$ -
664	A_6010010-1001/R6010000	Customer Records and Collection Expenses	903	$ 580	$ 32	$ 612	$ (612)	$ -	$ -
665	A_6010110-Labor Exempt ST	Customer Records and Collection Expenses	903	$ 1,474,998	$ 198,978	$ 1,673,976	$ (1,673,976)	$ -	$ -
666	A_6010130-Labor Exempt NonProd	Customer Records and Collection Expenses	903	$ 329,938	$ 18,142	$ 348,080	$ (348,080)	$ -	$ -
667	A_6010210-Labor NonExm ST	Customer Records and Collection Expenses	903	$ 4,489,241	$ 605,602	$ 5,094,843	$ (5,094,843)	$ -	$ -
668	A_6010220-Labor NonExm OT	Customer Records and Collection Expenses	903	$ 452,801	$ (72,291)	$ 380,510	$ (380,510)	$ -	$ -
669	A_6010230-Labor NonExm NonProd	Customer Records and Collection Expenses	903	$ 925,088	$ 50,867	$ 975,955	$ (975,955)	$ -	$ -
670	A_6010910-Labor OffCycle Bonus	Customer Records and Collection Expenses	903	$ 70,126	$ 3,856	$ 73,982	$ (73,982)	$ -	$ -
671	A_6030010-EE ProfDue Subs Fees	Customer Records and Collection Expenses	903	$ 1,469	$ -	$ 1,469	$ -	$ 1,469	$ 1,527
672	A_6030040-EE Meals 50% Deduct	Customer Records and Collection Expenses	903	$ 30,151	$ -	$ 30,151	$ -	$ 30,151	$ 31,336
673	A_6030050-EE Mileage	Customer Records and Collection Expenses	903	$ 10,901	$ -	$ 10,901	$ -	$ 10,901	$ 11,329
674	A_6030060-EE Shoes Uniforms	Customer Records and Collection Expenses	903	$ 34,780	$ -	$ 34,780	$ -	$ 34,780	$ 36,147
675	A_6030070-EE Training	Customer Records and Collection Expenses	903	$ 18,432	$ -	$ 18,432	$ -	$ 18,432	$ 19,157
676	A_6030080-EE Travel Lodging	Customer Records and Collection Expenses	903	$ 21,907	$ -	$ 21,907	$ -	$ 21,907	$ 22,769
677	A_6030091-EE Apprec and Gifts	Customer Records and Collection Expenses	903	$ 1,053	$ -	$ 1,053	$ -	$ 1,053	$ 1,095
678	A_6030800-EE Miscellaneous	Customer Records and Collection Expenses	903	$ 21,027	$ -	$ 21,027	$ -	$ 21,027	$ 21,853
679	A_6100010-Advertising	Customer Records and Collection Expenses	903	$ 13,991	$ -	$ 13,991	$ -	$ 13,991	$ 14,541
680	A_6100070-Consultants-Mgmt	Customer Records and Collection Expenses	903	$ 3,945	$ -	$ 3,945	$ -	$ 3,945	$ 4,100
681	A_6100080-Consultants-Other	Customer Records and Collection Expenses	903	$ 296,502	$ -	$ 296,502	$ -	$ 296,502	$ 308,161
682	A_6100100-Contractor Services	Customer Records and Collection Expenses	903	$ 68,864	$ -	$ 68,864	$ -	$ 68,864	$ 71,572
683	A_6100150-Printing	Customer Records and Collection Expenses	903	$ 6,617	$ -	$ 6,617	$ -	$ 6,617	$ 6,877
684	A_6400010-M&S FurnOffEquip	Customer Records and Collection Expenses	903	$ 34,391	$ -	$ 34,391	$ -	$ 34,391	$ 35,744
685	A_6400020-M&S Gen Office	Customer Records and Collection Expenses	903	$ 24,910	$ -	$ 24,910	$ -	$ 24,910	$ 25,889
686	A_6400070-M&S Safety	Customer Records and Collection Expenses	903	$ 715	$ -	$ 715	$ -	$ 715	$ 743
687	A_6400100-M&S OS Purchases	Customer Records and Collection Expenses	903	$ 9,358	$ -	$ 9,358	$ -	$ 9,358	$ 9,726
688	A_6400500-M&S Parts	Customer Records and Collection Expenses	903	$ 204	$ -	$ 204	$ -	$ 204	$ 212
689	A_6400510-M&S Small Tools	Customer Records and Collection Expenses	903	$ 1,048	$ -	$ 1,048	$ -	$ 1,048	$ 1,089

NMGC Exhibit ECB-5
Page 491 of 596

NEW MEXICO GAS COMPANY, INC.

Operations and Maintenance Summary
Base Period - 12 Months Ending March 31, 2023
Future Test Year - 12 Months Ending September 30, 2025

	A	B	C	V	W	X	Y	Z	AA
3	Description	Account Name	FERC Acct	Total Linkage 1 Period Separately Forecasted Items	Linkage 1 Ending 3/31/2024	Escalated Linkage 2 - Results of Pure Escalation of 1.62%	Total Linkage 2 Period Separately Forecasted Items	Linkage 2 Ending 9/30/2024	Escalated Test Year - Results of Pure Escalation of 2.90%
641	A_6010910-Labor OffCycle Bonus	Meter Reading Expenses	902	$ 235	$ 235	$ -	$ 239	$ 239	$ -
642	A_6030010-EE ProfDue Subs Fees	Meter Reading Expenses	902	$ -	$ 6	$ 6	$ -	$ 6	$ 7
643	A_6030040-EE Meals 50% Deduct	Meter Reading Expenses	902	$ -	$ 2,118	$ 2,153	$ -	$ 2,153	$ 2,215
644	A_6030060-EE Shoes Uniforms	Meter Reading Expenses	902	$ -	$ 11,707	$ 11,897	$ -	$ 11,897	$ 12,242
645	A_6030070-EE Training	Meter Reading Expenses	902	$ -	$ 1,879	$ 1,909	$ -	$ 1,909	$ 1,965
646	A_6030080-EE Travel Lodging	Meter Reading Expenses	902	$ -	$ 1,534	$ 1,559	$ -	$ 1,559	$ 1,604
647	A_6030091-EE Apprec and Gifts	Meter Reading Expenses	902	$ -	$ 4	$ 4	$ -	$ 4	$ 4
648	A_6030800-EE Miscellaneous	Meter Reading Expenses	902	$ -	$ (0)	$ (0)	$ -	$ (0)	$ (0)
649	A_6100070-Consultants-Mgmt	Meter Reading Expenses	902	$ -	$ 528	$ 536	$ -	$ 536	$ 552
650	A_6100080-Consultants-Other	Meter Reading Expenses	902	$ -	$ 1,127	$ 1,145	$ -	$ 1,145	$ 1,179
651	A_6100100-Contractor Services	Meter Reading Expenses	902	$ -	$ 9,284	$ 9,434	$ -	$ 9,434	$ 9,708
652	A_6400070-M&S Safety	Meter Reading Expenses	902	$ -	$ 88	$ 90	$ -	$ 90	$ 92
653	A_6400100-M&S OS Purchases	Meter Reading Expenses	902	$ -	$ 4,215	$ 4,283	$ -	$ 4,283	$ 4,407
654	A_6400500-M&S Parts	Meter Reading Expenses	902	$ -	$ 328	$ 333	$ -	$ 333	$ 343
655	A_6400510-M&S Small Tools	Meter Reading Expenses	902	$ -	$ 1,737	$ 1,765	$ -	$ 1,765	$ 1,816
656	A_6401000-M&S Inven Issue	Meter Reading Expenses	902	$ -	$ 160	$ 163	$ -	$ 163	$ 168
657	A_6730800-Utilities-Other	Meter Reading Expenses	902	$ -	$ 198	$ 201	$ -	$ 201	$ 207
658	A_6790199-Fees-Miscellaneous	Meter Reading Expenses	902	$ -	$ 6	$ 6	$ -	$ 6	$ 6
659	A_6790230-Postage Ship Courier	Meter Reading Expenses	902	$ -	$ 28	$ 28	$ -	$ 28	$ 29
660	A_6790320-Fleet Allocation	Meter Reading Expenses	902	$ -	$ 182,931	$ 185,900	$ -	$ 185,900	$ 191,290
661	A_6790321-Stores Allocation	Meter Reading Expenses	902	$ -	$ 190	$ 193	$ -	$ 193	$ 199
662	A_6790322-Small Tools Alloc	Meter Reading Expenses	902	$ -	$ 318	$ 323	$ -	$ 323	$ 332
663	A_6010000-1001/A6010000	Customer Records and Collection Expenses	903	$ (14,325)	$ (14,325)	$ -	$ (14,571)	$ (14,571)	$ -
664	A_6010010-1001/R6010000	Customer Records and Collection Expenses	903	$ 623	$ 623	$ -	$ 634	$ 634	$ -
665	A_6010110-Labor Exempt ST	Customer Records and Collection Expenses	903	$ 1,703,271	$ 1,703,271	$ -	$ 1,732,565	$ 1,732,565	$ -
666	A_6010130-Labor Exempt NonProd	Customer Records and Collection Expenses	903	$ 354,171	$ 354,171	$ -	$ 360,263	$ 360,263	$ -
667	A_6010210-Labor NonExm ST	Customer Records and Collection Expenses	903	$ 5,184,003	$ 5,184,003	$ -	$ 5,273,163	$ 5,273,163	$ -
668	A_6010220-Labor NonExm OT	Customer Records and Collection Expenses	903	$ 387,169	$ 387,169	$ -	$ 393,828	$ 393,828	$ -
669	A_6010230-Labor NonExm NonProd	Customer Records and Collection Expenses	903	$ 993,034	$ 993,034	$ -	$ 1,010,113	$ 1,010,113	$ -
670	A_6010910-Labor OffCycle Bonus	Customer Records and Collection Expenses	903	$ 75,277	$ 75,277	$ -	$ 76,572	$ 76,572	$ -
671	A_6030010-EE ProfDue Subs Fees	Customer Records and Collection Expenses	903	$ -	$ 1,527	$ 1,552	$ -	$ 1,552	$ 1,597
672	A_6030040-EE Meals 50% Deduct	Customer Records and Collection Expenses	903	$ -	$ 31,336	$ 31,845	$ -	$ 31,845	$ 32,768
673	A_6030050-EE Mileage	Customer Records and Collection Expenses	903	$ -	$ 11,329	$ 11,513	$ -	$ 11,513	$ 11,847
674	A_6030060-EE Shoes Uniforms	Customer Records and Collection Expenses	903	$ -	$ 36,147	$ 36,734	$ -	$ 36,734	$ 37,799
675	A_6030070-EE Training	Customer Records and Collection Expenses	903	$ -	$ 19,157	$ 19,468	$ -	$ 19,468	$ 20,032
676	A_6030080-EE Travel Lodging	Customer Records and Collection Expenses	903	$ -	$ 22,769	$ 23,138	$ -	$ 23,138	$ 23,809
677	A_6030091-EE Apprec and Gifts	Customer Records and Collection Expenses	903	$ -	$ 1,095	$ 1,113	$ -	$ 1,113	$ 1,145
678	A_6030800-EE Miscellaneous	Customer Records and Collection Expenses	903	$ -	$ 21,853	$ 22,208	$ -	$ 22,208	$ 22,852
679	A_6100010-Advertising	Customer Records and Collection Expenses	903	$ -	$ 14,541	$ 14,777	$ -	$ 14,777	$ 15,205
680	A_6100070-Consultants-Mgmt	Customer Records and Collection Expenses	903	$ -	$ 4,100	$ 4,166	$ -	$ 4,166	$ 4,287
681	A_6100080-Consultants-Other	Customer Records and Collection Expenses	903	$ -	$ 308,161	$ 313,163	$ -	$ 313,163	$ 322,243
682	A_6100100-Contractor Services	Customer Records and Collection Expenses	903	$ -	$ 71,572	$ 72,734	$ -	$ 72,734	$ 74,843
683	A_6100150-Printing	Customer Records and Collection Expenses	903	$ -	$ 6,877	$ 6,988	$ -	$ 6,988	$ 7,191
684	A_6400010-M&S FurnOffEquip	Customer Records and Collection Expenses	903	$ -	$ 35,744	$ 36,324	$ -	$ 36,324	$ 37,377
685	A_6400020-M&S Gen Office	Customer Records and Collection Expenses	903	$ -	$ 25,889	$ 26,310	$ -	$ 26,310	$ 27,072
686	A_6400070-M&S Safety	Customer Records and Collection Expenses	903	$ -	$ 743	$ 755	$ -	$ 755	$ 777
687	A_6400100-M&S OS Purchases	Customer Records and Collection Expenses	903	$ -	$ 9,726	$ 9,883	$ -	$ 9,883	$ 10,170
688	A_6400500-M&S Parts	Customer Records and Collection Expenses	903	$ -	$ 212	$ 215	$ -	$ 215	$ 221
689	A_6400510-M&S Small Tools	Customer Records and Collection Expenses	903	$ -	$ 1,089	$ 1,107	$ -	$ 1,107	$ 1,139

NMGC Exhibit ECB-5
Page 492 of 596

NEW MEXICO GAS COMPANY, INC.

Operations and Maintenance Summary
Base Period - 12 Months Ending March 31, 2023
Future Test Year - 12 Months Ending September 30, 2025

	A	B	C	AB	AC	AD	AE	AF
3	Description	Account Name	FERC Acct	Total Test Period Separately Forecasted Items	10/31/2024	11/30/2024	12/31/2024	1/31/2025
641	A_6010910-Labor OffCycle Bonus	Meter Reading Expenses	902	$ 266	$ 22	$ 22	$ 22	$ 22
642	A_6030010-EE ProfDue Subs Fees	Meter Reading Expenses	902	$ -	$ 1	$ 1	$ 1	$ 1
643	A_6030040-EE Meals 50% Deduct	Meter Reading Expenses	902	$ -	$ 185	$ 185	$ 185	$ 185
644	A_6030060-EE Shoes Uniforms	Meter Reading Expenses	902	$ -	$ 1,020	$ 1,020	$ 1,020	$ 1,020
645	A_6030070-EE Training	Meter Reading Expenses	902	$ -	$ 164	$ 164	$ 164	$ 164
646	A_6030080-EE Travel Lodging	Meter Reading Expenses	902	$ -	$ 134	$ 134	$ 134	$ 134
647	A_6030091-EE Apprec and Gifts	Meter Reading Expenses	902	$ -	$ 0	$ 0	$ 0	$ 0
648	A_6030800-EE Miscellaneous	Meter Reading Expenses	902	$ -	$ (0)	$ (0)	$ (0)	$ (0)
649	A_6100070-Consultants-Mgmt	Meter Reading Expenses	902	$ -	$ 46	$ 46	$ 46	$ 46
650	A_6100080-Consultants-Other	Meter Reading Expenses	902	$ -	$ 98	$ 98	$ 98	$ 98
651	A_6100100-Contractor Services	Meter Reading Expenses	902	$ -	$ 809	$ 809	$ 809	$ 809
652	A_6400070-M&S Safety	Meter Reading Expenses	902	$ -	$ 8	$ 8	$ 8	$ 8
653	A_6400100-M&S OS Purchases	Meter Reading Expenses	902	$ -	$ 367	$ 367	$ 367	$ 367
654	A_6400500-M&S Parts	Meter Reading Expenses	902	$ -	$ 29	$ 29	$ 29	$ 29
655	A_6400510-M&S Small Tools	Meter Reading Expenses	902	$ -	$ 151	$ 151	$ 151	$ 151
656	A_6401000-M&S Inven Issue	Meter Reading Expenses	902	$ -	$ 14	$ 14	$ 14	$ 14
657	A_6730800-Utilities-Other	Meter Reading Expenses	902	$ -	$ 17	$ 17	$ 17	$ 17
658	A_6790199-Fees-Miscellaneous	Meter Reading Expenses	902	$ -	$ 1	$ 1	$ 1	$ 1
659	A_6790230-Postage Ship Courier	Meter Reading Expenses	902	$ -	$ 2	$ 2	$ 2	$ 2
660	A_6790320-Fleet Allocation	Meter Reading Expenses	902	$ -	$ 15,941	$ 15,941	$ 15,941	$ 15,941
661	A_6790321-Stores Allocation	Meter Reading Expenses	902	$ -	$ 17	$ 17	$ 17	$ 17
662	A_6790322-Small Tools Alloc	Meter Reading Expenses	902	$ -	$ 28	$ 28	$ 28	$ 28
663	A_6010000-1001/A6010000	Customer Records and Collection Expenses	903	$ (16,207)	$ (1,351)	$ (1,351)	$ (1,351)	$ (1,351)
664	A_6010010-1001/R6010000	Customer Records and Collection Expenses	903	$ 705	$ 59	$ 59	$ 59	$ 59
665	A_6010110-Labor Exempt ST	Customer Records and Collection Expenses	903	$ 1,927,074	$ 160,589	$ 160,589	$ 160,589	$ 160,589
666	A_6010130-Labor Exempt NonProd	Customer Records and Collection Expenses	903	$ 400,708	$ 33,392	$ 33,392	$ 33,392	$ 33,392
667	A_6010210-Labor NonExm ST	Customer Records and Collection Expenses	903	$ 5,865,161	$ 488,763	$ 488,763	$ 488,763	$ 488,763
668	A_6010220-Labor NonExm OT	Customer Records and Collection Expenses	903	$ 438,041	$ 36,503	$ 36,503	$ 36,503	$ 36,503
669	A_6010230-Labor NonExm NonProd	Customer Records and Collection Expenses	903	$ 1,123,515	$ 93,626	$ 93,626	$ 93,626	$ 93,626
670	A_6010910-Labor OffCycle Bonus	Customer Records and Collection Expenses	903	$ 85,168	$ 7,097	$ 7,097	$ 7,097	$ 7,097
671	A_6030010-EE ProfDue Subs Fees	Customer Records and Collection Expenses	903	$ -	$ 133	$ 133	$ 133	$ 133
672	A_6030040-EE Meals 50% Deduct	Customer Records and Collection Expenses	903	$ -	$ 2,731	$ 2,731	$ 2,731	$ 2,731
673	A_6030050-EE Mileage	Customer Records and Collection Expenses	903	$ -	$ 987	$ 987	$ 987	$ 987
674	A_6030060-EE Shoes Uniforms	Customer Records and Collection Expenses	903	$ -	$ 3,150	$ 3,150	$ 3,150	$ 3,150
675	A_6030070-EE Training	Customer Records and Collection Expenses	903	$ -	$ 1,669	$ 1,669	$ 1,669	$ 1,669
676	A_6030080-EE Travel Lodging	Customer Records and Collection Expenses	903	$ -	$ 1,984	$ 1,984	$ 1,984	$ 1,984
677	A_6030091-EE Apprec and Gifts	Customer Records and Collection Expenses	903	$ -	$ 95	$ 95	$ 95	$ 95
678	A_6030800-EE Miscellaneous	Customer Records and Collection Expenses	903	$ -	$ 1,904	$ 1,904	$ 1,904	$ 1,904
679	A_6100010-Advertising	Customer Records and Collection Expenses	903	$ -	$ 1,267	$ 1,267	$ 1,267	$ 1,267
680	A_6100070-Consultants-Mgmt	Customer Records and Collection Expenses	903	$ -	$ 357	$ 357	$ 357	$ 357
681	A_6100080-Consultants-Other	Customer Records and Collection Expenses	903	$ -	$ 26,854	$ 26,854	$ 26,854	$ 26,854
682	A_6100100-Contractor Services	Customer Records and Collection Expenses	903	$ -	$ 6,237	$ 6,237	$ 6,237	$ 6,237
683	A_6100150-Printing	Customer Records and Collection Expenses	903	$ -	$ 599	$ 599	$ 599	$ 599
684	A_6400010-M&S FurnOffEquip	Customer Records and Collection Expenses	903	$ -	$ 3,115	$ 3,115	$ 3,115	$ 3,115
685	A_6400020-M&S Gen Office	Customer Records and Collection Expenses	903	$ -	$ 2,256	$ 2,256	$ 2,256	$ 2,256
686	A_6400070-M&S Safety	Customer Records and Collection Expenses	903	$ -	$ 65	$ 65	$ 65	$ 65
687	A_6400100-M&S OS Purchases	Customer Records and Collection Expenses	903	$ -	$ 848	$ 848	$ 848	$ 848
688	A_6400500-M&S Parts	Customer Records and Collection Expenses	903	$ -	$ 18	$ 18	$ 18	$ 18
689	A_6400510-M&S Small Tools	Customer Records and Collection Expenses	903	$ -	$ 95	$ 95	$ 95	$ 95

NMGC Exhibit ECB-5
Page 493 of 596

Sponsored by NMGC Witness Erik C. Buchanan

630 Schedule H-1.3 Test Period

NEW MEXICO GAS COMPANY, INC.

Operations and Maintenance Summary
Base Period - 12 Months Ending March 31, 2023
Future Test Year - 12 Months Ending September 30, 2025

	A	B	C	AG	AH	AI	AJ	AK
3	Description	Account Name	FERC Acct	2/28/2025	3/31/2025	4/30/2025	5/31/2025	6/30/2025
641	A_6010910-Labor OffCycle Bonus	Meter Reading Expenses	902	$ 22	$ 22	$ 22	$ 22	$ 22
642	A_6030010-EE ProfDue Subs Fees	Meter Reading Expenses	902	$ 1	$ 1	$ 1	$ 1	$ 1
643	A_6030040-EE Meals 50% Deduct	Meter Reading Expenses	902	$ 185	$ 185	$ 185	$ 185	$ 185
644	A_6030060-EE Shoes Uniforms	Meter Reading Expenses	902	$ 1,020	$ 1,020	$ 1,020	$ 1,020	$ 1,020
645	A_6030070-EE Training	Meter Reading Expenses	902	$ 164	$ 164	$ 164	$ 164	$ 164
646	A_6030080-EE Travel Lodging	Meter Reading Expenses	902	$ 134	$ 134	$ 134	$ 134	$ 134
647	A_6030091-EE Apprec and Gifts	Meter Reading Expenses	902	$ 0	$ 0	$ 0	$ 0	$ 0
648	A_6030800-EE Miscellaneous	Meter Reading Expenses	902	$ (0)	$ (0)	$ (0)	$ (0)	$ (0)
649	A_6100070-Consultants-Mgmt	Meter Reading Expenses	902	$ 46	$ 46	$ 46	$ 46	$ 46
650	A_6100080-Consultants-Other	Meter Reading Expenses	902	$ 98	$ 98	$ 98	$ 98	$ 98
651	A_6100100-Contractor Services	Meter Reading Expenses	902	$ 809	$ 809	$ 809	$ 809	$ 809
652	A_6400070-M&S Safety	Meter Reading Expenses	902	$ 8	$ 8	$ 8	$ 8	$ 8
653	A_6400100-M&S OS Purchases	Meter Reading Expenses	902	$ 367	$ 367	$ 367	$ 367	$ 367
654	A_6400500-M&S Parts	Meter Reading Expenses	902	$ 29	$ 29	$ 29	$ 29	$ 29
655	A_6400510-M&S Small Tools	Meter Reading Expenses	902	$ 151	$ 151	$ 151	$ 151	$ 151
656	A_6401000-M&S Inven Issue	Meter Reading Expenses	902	$ 14	$ 14	$ 14	$ 14	$ 14
657	A_6730800-Utilities-Other	Meter Reading Expenses	902	$ 17	$ 17	$ 17	$ 17	$ 17
658	A_6790199-Fees-Miscellaneous	Meter Reading Expenses	902	$ 1	$ 1	$ 1	$ 1	$ 1
659	A_6790230-Postage Ship Courier	Meter Reading Expenses	902	$ 2	$ 2	$ 2	$ 2	$ 2
660	A_6790320-Fleet Allocation	Meter Reading Expenses	902	$ 15,941	$ 15,941	$ 15,941	$ 15,941	$ 15,941
661	A_6790321-Stores Allocation	Meter Reading Expenses	902	$ 17	$ 17	$ 17	$ 17	$ 17
662	A_6790322-Small Tools Alloc	Meter Reading Expenses	902	$ 28	$ 28	$ 28	$ 28	$ 28
663	A_6010000-1001/A6010000	Customer Records and Collection Expenses	903	$ (1,351)	$ (1,351)	$ (1,351)	$ (1,351)	$ (1,351)
664	A_6010010-1001/R6010000	Customer Records and Collection Expenses	903	$ 59	$ 59	$ 59	$ 59	$ 59
665	A_6010110-Labor Exempt ST	Customer Records and Collection Expenses	903	$ 160,589	$ 160,589	$ 160,589	$ 160,589	$ 160,589
666	A_6010130-Labor Exempt NonProd	Customer Records and Collection Expenses	903	$ 33,392	$ 33,392	$ 33,392	$ 33,392	$ 33,392
667	A_6010210-Labor NonExm ST	Customer Records and Collection Expenses	903	$ 488,763	$ 488,763	$ 488,763	$ 488,763	$ 488,763
668	A_6010220-Labor NonExm OT	Customer Records and Collection Expenses	903	$ 36,503	$ 36,503	$ 36,503	$ 36,503	$ 36,503
669	A_6010230-Labor NonExm NonProd	Customer Records and Collection Expenses	903	$ 93,626	$ 93,626	$ 93,626	$ 93,626	$ 93,626
670	A_6010910-Labor OffCycle Bonus	Customer Records and Collection Expenses	903	$ 7,097	$ 7,097	$ 7,097	$ 7,097	$ 7,097
671	A_6030010-EE ProfDue Subs Fees	Customer Records and Collection Expenses	903	$ 133	$ 133	$ 133	$ 133	$ 133
672	A_6030040-EE Meals 50% Deduct	Customer Records and Collection Expenses	903	$ 2,731	$ 2,731	$ 2,731	$ 2,731	$ 2,731
673	A_6030050-EE Mileage	Customer Records and Collection Expenses	903	$ 987	$ 987	$ 987	$ 987	$ 987
674	A_6030060-EE Shoes Uniforms	Customer Records and Collection Expenses	903	$ 3,150	$ 3,150	$ 3,150	$ 3,150	$ 3,150
675	A_6030070-EE Training	Customer Records and Collection Expenses	903	$ 1,669	$ 1,669	$ 1,669	$ 1,669	$ 1,669
676	A_6030080-EE Travel Lodging	Customer Records and Collection Expenses	903	$ 1,984	$ 1,984	$ 1,984	$ 1,984	$ 1,984
677	A_6030091-EE Apprec and Gifts	Customer Records and Collection Expenses	903	$ 95	$ 95	$ 95	$ 95	$ 95
678	A_6030800-EE Miscellaneous	Customer Records and Collection Expenses	903	$ 1,904	$ 1,904	$ 1,904	$ 1,904	$ 1,904
679	A_6100010-Advertising	Customer Records and Collection Expenses	903	$ 1,267	$ 1,267	$ 1,267	$ 1,267	$ 1,267
680	A_6100070-Consultants-Mgmt	Customer Records and Collection Expenses	903	$ 357	$ 357	$ 357	$ 357	$ 357
681	A_6100080-Consultants-Other	Customer Records and Collection Expenses	903	$ 26,854	$ 26,854	$ 26,854	$ 26,854	$ 26,854
682	A_6100100-Contractor Services	Customer Records and Collection Expenses	903	$ 6,237	$ 6,237	$ 6,237	$ 6,237	$ 6,237
683	A_6100150-Printing	Customer Records and Collection Expenses	903	$ 599	$ 599	$ 599	$ 599	$ 599
684	A_6400010-M&S FurnOffEquip	Customer Records and Collection Expenses	903	$ 3,115	$ 3,115	$ 3,115	$ 3,115	$ 3,115
685	A_6400020-M&S Gen Office	Customer Records and Collection Expenses	903	$ 2,256	$ 2,256	$ 2,256	$ 2,256	$ 2,256
686	A_6400070-M&S Safety	Customer Records and Collection Expenses	903	$ 65	$ 65	$ 65	$ 65	$ 65
687	A_6400100-M&S OS Purchases	Customer Records and Collection Expenses	903	$ 848	$ 848	$ 848	$ 848	$ 848
688	A_6400500-M&S Parts	Customer Records and Collection Expenses	903	$ 18	$ 18	$ 18	$ 18	$ 18
689	A_6400510-M&S Small Tools	Customer Records and Collection Expenses	903	$ 95	$ 95	$ 95	$ 95	$ 95

NMGC Exhibit ECB-5
Page 494 of 596

NEW MEXICO GAS COMPANY, INC.

Operations and Maintenance Summary
Base Period - 12 Months Ending March 31, 2023
Future Test Year - 12 Months Ending September 30, 2025

	A	B	C	AL	AM	AN	AO
3	Description	Account Name	FERC Acct	7/31/2025	8/31/2025	9/30/2025	Future Test Year Ending 9/30/2025
641	A_6010910-Labor OffCycle Bonus	Meter Reading Expenses	902	$ 22	$ 22	$ 22	$ 266
642	A_6030010-EE ProfDue Subs Fees	Meter Reading Expenses	902	$ 1	$ 1	$ 1	$ 7
643	A_6030040-EE Meals 50% Deduct	Meter Reading Expenses	902	$ 185	$ 185	$ 185	$ 2,215
644	A_6030060-EE Shoes Uniforms	Meter Reading Expenses	902	$ 1,020	$ 1,020	$ 1,020	$ 12,242
645	A_6030070-EE Training	Meter Reading Expenses	902	$ 164	$ 164	$ 164	$ 1,965
646	A_6030080-EE Travel Lodging	Meter Reading Expenses	902	$ 134	$ 134	$ 134	$ 1,604
647	A_6030091-EE Apprec and Gifts	Meter Reading Expenses	902	$ 0	$ 0	$ 0	$ 4
648	A_6030800-EE Miscellaneous	Meter Reading Expenses	902	$ (0)	$ (0)	$ (0)	$ (0)
649	A_6100070-Consultants-Mgmt	Meter Reading Expenses	902	$ 46	$ 46	$ 46	$ 552
650	A_6100080-Consultants-Other	Meter Reading Expenses	902	$ 98	$ 98	$ 98	$ 1,179
651	A_6100100-Contractor Services	Meter Reading Expenses	902	$ 809	$ 809	$ 809	$ 9,708
652	A_6400070-M&S Safety	Meter Reading Expenses	902	$ 8	$ 8	$ 8	$ 92
653	A_6400100-M&S OS Purchases	Meter Reading Expenses	902	$ 367	$ 367	$ 367	$ 4,407
654	A_6400500-M&S Parts	Meter Reading Expenses	902	$ 29	$ 29	$ 29	$ 343
655	A_6400510-M&S Small Tools	Meter Reading Expenses	902	$ 151	$ 151	$ 151	$ 1,816
656	A_6401000-M&S Inven Issue	Meter Reading Expenses	902	$ 14	$ 14	$ 14	$ 168
657	A_6730800-Utilities-Other	Meter Reading Expenses	902	$ 17	$ 17	$ 17	$ 207
658	A_6790199-Fees-Miscellaneous	Meter Reading Expenses	902	$ 1	$ 1	$ 1	$ 6
659	A_6790230-Postage Ship Courier	Meter Reading Expenses	902	$ 2	$ 2	$ 2	$ 29
660	A_6790320-Fleet Allocation	Meter Reading Expenses	902	$ 15,941	$ 15,941	$ 15,941	$ 191,290
661	A_6790321-Stores Allocation	Meter Reading Expenses	902	$ 17	$ 17	$ 17	$ 199
662	A_6790322-Small Tools Alloc	Meter Reading Expenses	902	$ 28	$ 28	$ 28	$ 332
663	A_6010000-1001/A6010000	Customer Records and Collection Expenses	903	$ (1,351)	$ (1,351)	$ (1,351)	$ (16,207)
664	A_6010010-1001/R6010000	Customer Records and Collection Expenses	903	$ 59	$ 59	$ 59	$ 705
665	A_6010110-Labor Exempt ST	Customer Records and Collection Expenses	903	$ 160,589	$ 160,589	$ 160,589	$ 1,927,074
666	A_6010130-Labor Exempt NonProd	Customer Records and Collection Expenses	903	$ 33,392	$ 33,392	$ 33,392	$ 400,708
667	A_6010210-Labor NonExm ST	Customer Records and Collection Expenses	903	$ 488,763	$ 488,763	$ 488,763	$ 5,865,161
668	A_6010220-Labor NonExm OT	Customer Records and Collection Expenses	903	$ 36,503	$ 36,503	$ 36,503	$ 438,041
669	A_6010230-Labor NonExm NonProd	Customer Records and Collection Expenses	903	$ 93,626	$ 93,626	$ 93,626	$ 1,123,515
670	A_6010910-Labor OffCycle Bonus	Customer Records and Collection Expenses	903	$ 7,097	$ 7,097	$ 7,097	$ 85,168
671	A_6030010-EE ProfDue Subs Fees	Customer Records and Collection Expenses	903	$ 133	$ 133	$ 133	$ 1,597
672	A_6030040-EE Meals 50% Deduct	Customer Records and Collection Expenses	903	$ 2,731	$ 2,731	$ 2,731	$ 32,768
673	A_6030050-EE Mileage	Customer Records and Collection Expenses	903	$ 987	$ 987	$ 987	$ 11,847
674	A_6030060-EE Shoes Uniforms	Customer Records and Collection Expenses	903	$ 3,150	$ 3,150	$ 3,150	$ 37,799
675	A_6030070-EE Training	Customer Records and Collection Expenses	903	$ 1,669	$ 1,669	$ 1,669	$ 20,032
676	A_6030080-EE Travel Lodging	Customer Records and Collection Expenses	903	$ 1,984	$ 1,984	$ 1,984	$ 23,809
677	A_6030091-EE Apprec and Gifts	Customer Records and Collection Expenses	903	$ 95	$ 95	$ 95	$ 1,145
678	A_6030800-EE Miscellaneous	Customer Records and Collection Expenses	903	$ 1,904	$ 1,904	$ 1,904	$ 22,852
679	A_6100010-Advertising	Customer Records and Collection Expenses	903	$ 1,267	$ 1,267	$ 1,267	$ 15,205
680	A_6100070-Consultants-Mgmt	Customer Records and Collection Expenses	903	$ 357	$ 357	$ 357	$ 4,287
681	A_6100080-Consultants-Other	Customer Records and Collection Expenses	903	$ 26,854	$ 26,854	$ 26,854	$ 322,243
682	A_6100100-Contractor Services	Customer Records and Collection Expenses	903	$ 6,237	$ 6,237	$ 6,237	$ 74,843
683	A_6100150-Printing	Customer Records and Collection Expenses	903	$ 599	$ 599	$ 599	$ 7,191
684	A_6400010-M&S FurnOffEquip	Customer Records and Collection Expenses	903	$ 3,115	$ 3,115	$ 3,115	$ 37,377
685	A_6400020-M&S Gen Office	Customer Records and Collection Expenses	903	$ 2,256	$ 2,256	$ 2,256	$ 27,072
686	A_6400070-M&S Safety	Customer Records and Collection Expenses	903	$ 65	$ 65	$ 65	$ 777
687	A_6400100-M&S OS Purchases	Customer Records and Collection Expenses	903	$ 848	$ 848	$ 848	$ 10,170
688	A_6400500-M&S Parts	Customer Records and Collection Expenses	903	$ 18	$ 18	$ 18	$ 221
689	A_6400510-M&S Small Tools	Customer Records and Collection Expenses	903	$ 95	$ 95	$ 95	$ 1,139

NMGC Exhibit ECB-5
Page 495 of 596

NEW MEXICO GAS COMPANY, INC.

Operations and Maintenance Summary
Base Period - 12 Months Ending March 31, 2023
Future Test Year - 12 Months Ending September 30, 2025

	A	B	C	D	E	F	G	H	I
3	Description	Account Name	FERC Acct	4/30/2022	5/31/2022	6/30/2022	7/31/2022	8/31/2022	9/30/2022
690	A_6401000-M&S Inven Issue	Customer Records and Collection Expenses	903	$ -	$ -	$ 1,301	$ -	$ -	$ -
691	A_6500010-Transport-Vehicle	Customer Records and Collection Expenses	903	$ -	$ -	$ -	$ -	$ -	$ -
692	A_6710800-ST Rent-Other	Customer Records and Collection Expenses	903	$ -	$ -	$ -	$ -	$ -	$ -
693	A_6730030-Utilities-Telecom	Customer Records and Collection Expenses	903	$ -	$ -	$ -	$ -	$ -	$ -
694	A_6730800-Utilities-Other	Customer Records and Collection Expenses	903	$ -	$ -	$ -	$ -	$ -	$ 99
695	A_6790101-Fees-Bank	Customer Records and Collection Expenses	903	$ 35,735	$ 35,854	$ 32,331	$ 33,303	$ 31,720	$ 31,398
696	A_6790199-Fees-Miscellaneous	Customer Records and Collection Expenses	903	$ 30	$ 37	$ -	$ -	$ -	$ -
697	A_6790210-Permitting	Customer Records and Collection Expenses	903	$ -	$ -	$ 242	$ -	$ -	$ -
698	A_6790230-Postage Ship Courier	Customer Records and Collection Expenses	903	$ 200,221	$ 219,550	$ 215,223	$ 213,678	$ 221,830	$ 226,631
699	A_6790255-Selling Mktg Exp	Customer Records and Collection Expenses	903	$ 2,699	$ 74,692	$ 2,375	$ -	$ 42,653	$ 16,093
700	A_6790320-Fleet Allocation	Customer Records and Collection Expenses	903	$ 52,531	$ 67,191	$ 52,806	$ 57,321	$ 64,372	$ 67,242
701	A_6790321-Stores Allocation	Customer Records and Collection Expenses	903	$ 15	$ 37	$ 209	$ 153	$ 7	$ 12
702	A_6790322-Small Tools Alloc	Customer Records and Collection Expenses	903	$ 7	$ 7	$ 74	$ 42	$ 4	$ 4
703	A_6790326-Facilities Alloc	Customer Records and Collection Expenses	903	$ 65,125	$ 56,330	$ 58,931	$ 72,123	$ 92,601	$ 74,806
704	A_6790800-Other Oper-Misc	Customer Records and Collection Expenses	903	$ (55)	$ -	$ (163)	$ 49	$ (273)	$ 2,287
705	A_6790010-Bad Debt Exp CIS	Uncollectible Accounts	904	$ 50,515	$ 161,898	$ 58,052	$ 50,262	$ (1,452,224)	$ 3,808,519
706	A_6790020-Bad Debt Exp ARM	Uncollectible Accounts	904	$ 0	$ 10	$ 3	$ (4)	$ (12)	$ 9,857
707	A_6010000-1001/A6010000	Demonstrating and Selling Expenses	912	$ (339)	$ -	$ -	$ -	$ 0	$ -
708	A_6010110-Labor Exempt ST	Demonstrating and Selling Expenses	912	$ 10,289	$ 14,790	$ 12,218	$ 12,919	$ 7,716	$ 14,790
709	A_6010130-Labor Exempt NonProd	Demonstrating and Selling Expenses	912	$ 3,215	$ (643)	$ 1,929	$ 585	$ 7,073	$ (643)
710	A_6010990-Labor Seconded Empl	Demonstrating and Selling Expenses	912	$ 40,592	$ 26,644	$ 26,723	$ 26,459	$ 26,499	$ -
711	A_6030010-EE ProfDue Subs Fees	Demonstrating and Selling Expenses	912	$ -	$ 3,746	$ -	$ -	$ -	$ -
712	A_6030040-EE Meals 50% Deduct	Demonstrating and Selling Expenses	912	$ 55	$ 276	$ (1,344)	$ 0	$ -	$ 540
713	A_6030070-EE Training	Demonstrating and Selling Expenses	912	$ -	$ 370	$ -	$ -	$ -	$ 998
714	A_6030080-EE Travel Lodging	Demonstrating and Selling Expenses	912	$ 975	$ 2,887	$ (1,901)	$ -	$ -	$ 1,189
715	A_6030091-EE Apprec and Gifts	Demonstrating and Selling Expenses	912	$ -	$ 0	$ -	$ -	$ 0	$ -
716	A_6030800-EE Miscellaneous	Demonstrating and Selling Expenses	912	$ 500	$ 128	$ 0	$ 88	$ (0)	$ 7,412
717	A_6100070-Consultants-Mgmt	Demonstrating and Selling Expenses	912	$ 1	$ -	$ -	$ -	$ -	$ -
718	A_6400020-M&S Gen Office	Demonstrating and Selling Expenses	912	$ -	$ 34	$ (34)	$ -	$ -	$ -
719	A_6790055-Economic Development	Demonstrating and Selling Expenses	912	$ 1,068	$ 4,932	$ 1,000	$ 300	$ -	$ -
720	A_6010000-1001/A6010000	Misc. Sales Expenses	916	$ -	$ 0	$ 0	$ 0	$ 0	$ 0
721	A_6010110-Labor Exempt ST	Misc. Sales Expenses	916	$ 28,741	$ 35,623	$ 15,429	$ 17,434	$ 31,708	$ 27,165
722	A_6010130-Labor Exempt NonProd	Misc. Sales Expenses	916	$ 4,563	$ (732)	$ 19,462	$ 6,407	$ 740	$ 5,624
723	A_6030010-EE ProfDue Subs Fees	Misc. Sales Expenses	916	$ -	$ -	$ -	$ -	$ 2,300	$ 85
724	A_6030040-EE Meals 50% Deduct	Misc. Sales Expenses	916	$ 331	$ 123	$ 520	$ 140	$ 489	$ 18
725	A_6030070-EE Training	Misc. Sales Expenses	916	$ -	$ 971	$ 605	$ -	$ -	$ 7
726	A_6030080-EE Travel Lodging	Misc. Sales Expenses	916	$ 492	$ 1,331	$ 1,199	$ 640	$ 2,397	$ 386
727	A_6030091-EE Apprec and Gifts	Misc. Sales Expenses	916	$ -	$ 0	$ -	$ -	$ 1	$ -
728	A_6030800-EE Miscellaneous	Misc. Sales Expenses	916	$ -	$ 0	$ 1	$ 0	$ (1)	$ -
729	A_6100070-Consultants-Mgmt	Misc. Sales Expenses	916	$ 2	$ -	$ -	$ -	$ -	$ -
730	A_6400020-M&S Gen Office	Misc. Sales Expenses	916	$ -	$ -	$ -	$ -	$ 74	$ -
731	A_6400080-M&S Vehicle Fuel	Misc. Sales Expenses	916	$ 60	$ -	$ -	$ -	$ -	$ -
732	A_6500010-Transport-Vehicle	Misc. Sales Expenses	916	$ -	$ -	$ 11	$ -	$ -	$ -
733	A_6790199-Fees-Miscellaneous	Misc. Sales Expenses	916	$ -	$ -	$ -	$ -	$ -	$ -
734	A_6790230-Postage Ship Courier	Misc. Sales Expenses	916	$ -	$ -	$ -	$ 42	$ -	$ -
735	A_6790320-Fleet Allocation	Misc. Sales Expenses	916	$ 2,221	$ 2,956	$ 1,468	$ 1,616	$ 2,193	$ 2,347
736	**Total Customer Related O&M**			**$ 1,254,916**	**$ 1,523,946**	**$ 1,282,821**	**$ 1,254,265**	**$ (120,881)**	**$ 5,093,274**
737									

NMGC Exhibit ECB-5
Page 496 of 596

Sponsored by NMGC Witness Erik C. Buchanan

630 Schedule H-1.3 Test Period

NEW MEXICO GAS COMPANY, INC.

Operations and Maintenance Summary
Base Period - 12 Months Ending March 31, 2023
Future Test Year - 12 Months Ending September 30, 2025

	A	B	C	J	K	L	M	N	O
3	Description	Account Name	FERC Acct	10/31/2022	11/30/2022	12/31/2022	1/31/2023	2/28/2023	3/31/2023
690	A_6401000-M&S Inven Issue	Customer Records and Collection Expenses	903	$ 3,513	$ 1,708	$ 254	$ -	$ -	$ -
691	A_6500010-Transport-Vehicle	Customer Records and Collection Expenses	903	$ 28	$ -	$ -	$ -	$ -	$ -
692	A_6710800-ST Rent-Other	Customer Records and Collection Expenses	903	$ -	$ -	$ 729	$ -	$ -	$ -
693	A_6730030-Utilities-Telecom	Customer Records and Collection Expenses	903	$ 5	$ -	$ -	$ 16	$ -	$ (8)
694	A_6730800-Utilities-Other	Customer Records and Collection Expenses	903	$ (99)	$ 255	$ (203)	$ -	$ -	$ -
695	A_6790101-Fees-Bank	Customer Records and Collection Expenses	903	$ 32,477	$ 30,058	$ 30,066	$ 29,522	$ 30,365	$ 32,514
696	A_6790199-Fees-Miscellaneous	Customer Records and Collection Expenses	903	$ -	$ 2,653	$ 57	$ -	$ -	$ 71
697	A_6790210-Permitting	Customer Records and Collection Expenses	903	$ -	$ -	$ -	$ -	$ -	$ -
698	A_6790230-Postage Ship Courier	Customer Records and Collection Expenses	903	$ 225,807	$ 226,805	$ 244,735	$ 203,440	$ 228,160	$ 237,383
699	A_6790255-Selling Mktg Exp	Customer Records and Collection Expenses	903	$ 106,933	$ 8,450	$ 23,949	$ -	$ 31,441	$ 11,646
700	A_6790320-Fleet Allocation	Customer Records and Collection Expenses	903	$ 48,500	$ 47,203	$ 47,426	$ 55,070	$ 55,188	$ 37,509
701	A_6790321-Stores Allocation	Customer Records and Collection Expenses	903	$ 328	$ 51	$ 252	$ 7	$ 11	$ 44
702	A_6790322-Small Tools Alloc	Customer Records and Collection Expenses	903	$ 233	$ 47	$ 63	$ 4	$ 20	$ 15
703	A_6790326-Facilities Alloc	Customer Records and Collection Expenses	903	$ 63,465	$ 65,237	$ 70,088	$ 81,249	$ 67,407	$ 80,465
704	A_6790800-Other Oper-Misc	Customer Records and Collection Expenses	903	$ 1,587	$ 4,104	$ (13,837)	$ (32)	$ (23,575)	$ (19,038)
705	A_6790010-Bad Debt Exp CIS	Uncollectible Accounts	904	$ 66,126	$ 98,124	$ (526,998)	$ 268,425	$ 201,339	$ 157,818
706	A_6790020-Bad Debt Exp ARM	Uncollectible Accounts	904	$ 98,128	$ 282	$ 77,800	$ (77,729)	$ (0)	$ 435
707	A_6010000-1001/A6010000	Demonstrating and Selling Expenses	912	$ 0	$ -	$ -	$ 0	$ -	$ -
708	A_6010110-Labor Exempt ST	Demonstrating and Selling Expenses	912	$ 8,745	$ 15,497	$ 11,446	$ 9,920	$ 10,357	$ 14,673
709	A_6010130-Labor Exempt NonProd	Demonstrating and Selling Expenses	912	$ 4,759	$ (1,350)	$ 2,701	$ 4,686	$ 2,921	$ 598
710	A_6010990-Labor Seconded Empl	Demonstrating and Selling Expenses	912	$ -	$ -	$ -	$ -	$ -	$ -
711	A_6030010-EE ProfDue Subs Fees	Demonstrating and Selling Expenses	912	$ 1	$ -	$ -	$ 899	$ -	$ -
712	A_6030040-EE Meals 50% Deduct	Demonstrating and Selling Expenses	912	$ 1	$ 0	$ 211	$ 79	$ -	$ -
713	A_6030070-EE Training	Demonstrating and Selling Expenses	912	$ 55	$ 7	$ 25	$ 131	$ (22)	$ -
714	A_6030080-EE Travel Lodging	Demonstrating and Selling Expenses	912	$ 304	$ -	$ 176	$ 218	$ -	$ 335
715	A_6030091-EE Apprec and Gifts	Demonstrating and Selling Expenses	912	$ -	$ -	$ -	$ -	$ -	$ -
716	A_6030800-EE Miscellaneous	Demonstrating and Selling Expenses	912	$ (7,306)	$ (96)	$ -	$ -	$ -	$ 1,429
717	A_6100070-Consultants-Mgmt	Demonstrating and Selling Expenses	912	$ -	$ 49	$ 38	$ -	$ -	$ -
718	A_6400020-M&S Gen Office	Demonstrating and Selling Expenses	912	$ -	$ -	$ 45	$ 64	$ -	$ -
719	A_6790055-Economic Development	Demonstrating and Selling Expenses	912	$ -	$ -	$ 3,000	$ -	$ 1,550	$ -
720	A_6010000-1001/A6010000	Misc. Sales Expenses	916	$ -	$ 0	$ -	$ -	$ -	$ 0
721	A_6010110-Labor Exempt ST	Misc. Sales Expenses	916	$ 29,530	$ 28,165	$ 16,140	$ 24,863	$ 31,337	$ 32,850
722	A_6010130-Labor Exempt NonProd	Misc. Sales Expenses	916	$ 1,768	$ 4,623	$ 16,648	$ 9,124	$ (440)	$ 2,682
723	A_6030010-EE ProfDue Subs Fees	Misc. Sales Expenses	916	$ 1,002	$ -	$ -	$ 245	$ 618	$ -
724	A_6030040-EE Meals 50% Deduct	Misc. Sales Expenses	916	$ 271	$ 222	$ 84	$ 281	$ -	$ 410
725	A_6030070-EE Training	Misc. Sales Expenses	916	$ 127	$ 17	$ 58	$ 680	$ (52)	$ 325
726	A_6030080-EE Travel Lodging	Misc. Sales Expenses	916	$ 1,463	$ 1,778	$ 1,008	$ 2,069	$ 160	$ 7,581
727	A_6030091-EE Apprec and Gifts	Misc. Sales Expenses	916	$ -	$ -	$ -	$ -	$ -	$ -
728	A_6030800-EE Miscellaneous	Misc. Sales Expenses	916	$ -	$ -	$ -	$ -	$ -	$ -
729	A_6100070-Consultants-Mgmt	Misc. Sales Expenses	916	$ -	$ 114	$ 89	$ -	$ -	$ -
730	A_6400020-M&S Gen Office	Misc. Sales Expenses	916	$ -	$ -	$ -	$ -	$ -	$ -
731	A_6400080-M&S Vehicle Fuel	Misc. Sales Expenses	916	$ -	$ -	$ -	$ -	$ -	$ -
732	A_6500010-Transport-Vehicle	Misc. Sales Expenses	916	$ -	$ -	$ -	$ -	$ -	$ -
733	A_6790199-Fees-Miscellaneous	Misc. Sales Expenses	916	$ -	$ 20	$ -	$ -	$ -	$ -
734	A_6790230-Postage Ship Courier	Misc. Sales Expenses	916	$ -	$ -	$ -	$ -	$ -	$ -
735	A_6790320-Fleet Allocation	Misc. Sales Expenses	916	$ 2,350	$ 1,762	$ 1,660	$ 1,634	$ 2,552	$ 2,212
736	**Total Customer Related O&M**			**$ 1,444,232**	**$ 1,340,692**	**$ 859,564**	**$ 1,437,822**	**$ 1,397,151**	**$ 1,464,213**
737									

NMGC Exhibit ECB-5
Page 497 of 596

Sponsored by NMGC Witness Erik C. Buchanan

630 Schedule H-1.3 Test Period

NEW MEXICO GAS COMPANY, INC.

Operations and Maintenance Summary
Base Period - 12 Months Ending March 31, 2023
Future Test Year - 12 Months Ending September 30, 2025

	A	B	C	P	Q	R	S	T	U
3	Description	Account Name	FERC Acct	Total Company Unadjusted Base Period Ending 3/31/2023	Base Period Adjustments	Adjusted Base Period	Removal of Separately Forecasted Items (To be added back Later)	Remaining Base Period O&M to be Escalated	Escalated Linkage 1 - Results of Pure Escalation of 3.93%
690	A_6401000-M&S Inven Issue	Customer Records and Collection Expenses	903	$ 6,777	$ -	$ 6,777	$ -	$ 6,777	$ 7,043
691	A_6500010-Transport-Vehicle	Customer Records and Collection Expenses	903	$ 28	$ -	$ 28	$ -	$ 28	$ 29
692	A_6710800-ST Rent-Other	Customer Records and Collection Expenses	903	$ 729	$ -	$ 729	$ -	$ 729	$ 757
693	A_6730030-Utilities-Telecom	Customer Records and Collection Expenses	903	$ 13	$ -	$ 13	$ -	$ 13	$ 14
694	A_6730800-Utilities-Other	Customer Records and Collection Expenses	903	$ 52	$ -	$ 52	$ -	$ 52	$ 54
695	A_6790101-Fees-Bank	Customer Records and Collection Expenses	903	$ 385,342	$ -	$ 385,342	$ -	$ 385,342	$ 400,494
696	A_6790199-Fees-Miscellaneous	Customer Records and Collection Expenses	903	$ 2,848	$ -	$ 2,848	$ -	$ 2,848	$ 2,960
697	A_6790210-Permitting	Customer Records and Collection Expenses	903	$ 242	$ -	$ 242	$ -	$ 242	$ 252
698	A_6790230-Postage Ship Courier	Customer Records and Collection Expenses	903	$ 2,663,465	$ -	$ 2,663,465	$ -	$ 2,663,465	$ 2,768,195
699	A_6790255-Selling Mktg Exp	Customer Records and Collection Expenses	903	$ 320,933	$ -	$ 320,933	$ -	$ 320,933	$ 333,552
700	A_6790320-Fleet Allocation	Customer Records and Collection Expenses	903	$ 652,358	$ -	$ 652,358	$ -	$ 652,358	$ 678,010
701	A_6790321-Stores Allocation	Customer Records and Collection Expenses	903	$ 1,125	$ -	$ 1,125	$ -	$ 1,125	$ 1,169
702	A_6790322-Small Tools Alloc	Customer Records and Collection Expenses	903	$ 520	$ -	$ 520	$ -	$ 520	$ 541
703	A_6790326-Facilities Alloc	Customer Records and Collection Expenses	903	$ 847,826	$ -	$ 847,826	$ -	$ 847,826	$ 881,163
704	A_6790800-Other Oper-Misc	Customer Records and Collection Expenses	903	$ (48,949)	$ -	$ (48,949)	$ -	$ (48,949)	$ (50,873)
705	A_6790010-Bad Debt Exp CIS	Uncollectible Accounts	904	$ 2,941,856	$ (1,813,988)	$ 1,127,868	$ -	$ 1,127,868	$ 1,172,217
706	A_6790020-Bad Debt Exp ARM	Uncollectible Accounts	904	$ 108,771	$ -	$ 108,771	$ -	$ 108,771	$ 113,048
707	A_6010000-1001/A6010000	Demonstrating and Selling Expenses	912	$ (339)	$ (19)	$ (358)	$ 358	$ -	$ -
708	A_6010110-Labor Exempt ST	Demonstrating and Selling Expenses	912	$ 143,361	$ 19,340	$ 162,701	$ (162,701)	$ -	$ -
709	A_6010130-Labor Exempt NonProd	Demonstrating and Selling Expenses	912	$ 25,830	$ 1,420	$ 27,251	$ (27,251)	$ -	$ -
710	A_6010990-Labor Seconded Empl	Demonstrating and Selling Expenses	912	$ 146,917	$ 8,078	$ 154,995	$ (154,995)	$ -	$ -
711	A_6030010-EE ProfDue Subs Fees	Demonstrating and Selling Expenses	912	$ 4,646	$ -	$ 4,646	$ -	$ 4,646	$ 4,828
712	A_6030040-EE Meals 50% Deduct	Demonstrating and Selling Expenses	912	$ (182)	$ -	$ (182)	$ -	$ (182)	$ (189)
713	A_6030070-EE Training	Demonstrating and Selling Expenses	912	$ 1,564	$ -	$ 1,564	$ -	$ 1,564	$ 1,626
714	A_6030080-EE Travel Lodging	Demonstrating and Selling Expenses	912	$ 4,182	$ -	$ 4,182	$ -	$ 4,182	$ 4,347
715	A_6030091-EE Apprec and Gifts	Demonstrating and Selling Expenses	912	$ 1	$ -	$ 1	$ -	$ 1	$ 1
716	A_6030800-EE Miscellaneous	Demonstrating and Selling Expenses	912	$ 2,155	$ -	$ 2,155	$ -	$ 2,155	$ 2,240
717	A_6100070-Consultants-Mgmt	Demonstrating and Selling Expenses	912	$ 89	$ -	$ 89	$ -	$ 89	$ 92
718	A_6400020-M&S Gen Office	Demonstrating and Selling Expenses	912	$ 109	$ -	$ 109	$ -	$ 109	$ 113
719	A_6790055-Economic Development	Demonstrating and Selling Expenses	912	$ 11,850	$ -	$ 11,850	$ -	$ 11,850	$ 12,316
720	A_6010000-1001/A6010000	Misc. Sales Expenses	916	$ 0	$ 0	$ 0	$ (0)	$ -	$ -
721	A_6010110-Labor Exempt ST	Misc. Sales Expenses	916	$ 318,985	$ 43,031	$ 362,016	$ (362,016)	$ -	$ -
722	A_6010130-Labor Exempt NonProd	Misc. Sales Expenses	916	$ 70,468	$ 3,875	$ 74,343	$ (74,343)	$ -	$ -
723	A_6030010-EE ProfDue Subs Fees	Misc. Sales Expenses	916	$ 4,250	$ -	$ 4,250	$ -	$ 4,250	$ 4,418
724	A_6030040-EE Meals 50% Deduct	Misc. Sales Expenses	916	$ 2,889	$ -	$ 2,889	$ -	$ 2,889	$ 3,002
725	A_6030070-EE Training	Misc. Sales Expenses	916	$ 2,738	$ -	$ 2,738	$ -	$ 2,738	$ 2,845
726	A_6030080-EE Travel Lodging	Misc. Sales Expenses	916	$ 20,504	$ -	$ 20,504	$ -	$ 20,504	$ 21,311
727	A_6030091-EE Apprec and Gifts	Misc. Sales Expenses	916	$ 1	$ -	$ 1	$ -	$ 1	$ 1
728	A_6030800-EE Miscellaneous	Misc. Sales Expenses	916	$ 0	$ -	$ 0	$ -	$ 0	$ 0
729	A_6100070-Consultants-Mgmt	Misc. Sales Expenses	916	$ 205	$ -	$ 205	$ -	$ 205	$ 214
730	A_6400020-M&S Gen Office	Misc. Sales Expenses	916	$ 74	$ -	$ 74	$ -	$ 74	$ 77
731	A_6400080-M&S Vehicle Fuel	Misc. Sales Expenses	916	$ 60	$ -	$ 60	$ -	$ 60	$ 62
732	A_6500010-Transport-Vehicle	Misc. Sales Expenses	916	$ 11	$ -	$ 11	$ -	$ 11	$ 11
733	A_6790199-Fees-Miscellaneous	Misc. Sales Expenses	916	$ 20	$ -	$ 20	$ -	$ 20	$ 21
734	A_6790230-Postage Ship Courier	Misc. Sales Expenses	916	$ 42	$ -	$ 42	$ -	$ 42	$ 44
735	A_6790320-Fleet Allocation	Misc. Sales Expenses	916	$ 24,969	$ -	$ 24,969	$ -	$ 24,969	$ 25,951
736	**Total Customer Related O&M**			**$ 18,232,014**	**$ (852,234)**	**$ 17,379,780**	**$ (10,419,269)**	**$ 6,960,511**	**$ 7,234,208**
737									

NMGC Exhibit ECB-5
Page 498 of 596

NEW MEXICO GAS COMPANY, INC.

Operations and Maintenance Summary
Base Period - 12 Months Ending March 31, 2023
Future Test Year - 12 Months Ending September 30, 2025

	A	B	C	V	W	X	Y	Z	AA
3	Description	Account Name	FERC Acct	Total Linkage 1 Period Separately Forecasted Items	Linkage 1 Ending 3/31/2024	Escalated Linkage 2 - Results of Pure Escalation of 1.62%	Total Linkage 2 Period Separately Forecasted Items	Linkage 2 Ending 9/30/2024	Escalated Test Year - Results of Pure Escalation of 2.90%
690	A_6401000-M&S Inven Issue	Customer Records and Collection Expenses	903	$ -	$ 7,043	$ 7,157	$ -	$ 7,157	$ 7,365
691	A_6500010-Transport-Vehicle	Customer Records and Collection Expenses	903	$ -	$ 29	$ 30	$ -	$ 30	$ 30
692	A_6710800-ST Rent-Other	Customer Records and Collection Expenses	903	$ -	$ 757	$ 770	$ -	$ 770	$ 792
693	A_6730030-Utilities-Telecom	Customer Records and Collection Expenses	903	$ -	$ 14	$ 14	$ -	$ 14	$ 14
694	A_6730800-Utilities-Other	Customer Records and Collection Expenses	903	$ -	$ 54	$ 55	$ -	$ 55	$ 56
695	A_6790101-Fees-Bank	Customer Records and Collection Expenses	903	$ -	$ 400,494	$ 406,994	$ -	$ 406,994	$ 418,794
696	A_6790199-Fees-Miscellaneous	Customer Records and Collection Expenses	903	$ -	$ 2,960	$ 3,008	$ -	$ 3,008	$ 3,095
697	A_6790210-Permitting	Customer Records and Collection Expenses	903	$ -	$ 252	$ 256	$ -	$ 256	$ 264
698	A_6790230-Postage Ship Courier	Customer Records and Collection Expenses	903	$ -	$ 2,768,195	$ 2,813,124	$ -	$ 2,813,124	$ 2,894,688
699	A_6790255-Selling Mktg Exp	Customer Records and Collection Expenses	903	$ -	$ 333,552	$ 338,966	$ -	$ 338,966	$ 348,794
700	A_6790320-Fleet Allocation	Customer Records and Collection Expenses	903	$ -	$ 678,010	$ 689,014	$ -	$ 689,014	$ 708,991
701	A_6790321-Stores Allocation	Customer Records and Collection Expenses	903	$ -	$ 1,169	$ 1,188	$ -	$ 1,188	$ 1,223
702	A_6790322-Small Tools Alloc	Customer Records and Collection Expenses	903	$ -	$ 541	$ 549	$ -	$ 549	$ 565
703	A_6790326-Facilities Alloc	Customer Records and Collection Expenses	903	$ -	$ 881,163	$ 895,465	$ -	$ 895,465	$ 921,428
704	A_6790800-Other Oper-Misc	Customer Records and Collection Expenses	903	$ -	$ (50,873)	$ (51,699)	$ -	$ (51,699)	$ (53,198)
705	A_6790010-Bad Debt Exp CIS	Uncollectible Accounts	904	$ -	$ 1,172,217	$ 1,191,243	$ -	$ 1,191,243	$ 1,225,782
706	A_6790020-Bad Debt Exp ARM	Uncollectible Accounts	904	$ -	$ 113,048	$ 114,883	$ -	$ 114,883	$ 118,214
707	A_6010000-1001/A6010000	Demonstrating and Selling Expenses	912	$ (364)	$ (364)	$ -	$ (371)	$ (371)	$ -
708	A_6010110-Labor Exempt ST	Demonstrating and Selling Expenses	912	$ 165,548	$ 165,548	$ -	$ 168,395	$ 168,395	$ -
709	A_6010130-Labor Exempt NonProd	Demonstrating and Selling Expenses	912	$ 27,728	$ 27,728	$ -	$ 28,204	$ 28,204	$ -
710	A_6010990-Labor Seconded Empl	Demonstrating and Selling Expenses	912	$ 157,707	$ 157,707	$ -	$ 160,420	$ 160,420	$ -
711	A_6030010-EE ProfDue Subs Fees	Demonstrating and Selling Expenses	912	$ -	$ 4,828	$ 4,907	$ -	$ 4,907	$ 5,049
712	A_6030040-EE Meals 50% Deduct	Demonstrating and Selling Expenses	912	$ -	$ (189)	$ (192)	$ -	$ (192)	$ (198)
713	A_6030070-EE Training	Demonstrating and Selling Expenses	912	$ -	$ 1,626	$ 1,652	$ -	$ 1,652	$ 1,700
714	A_6030080-EE Travel Lodging	Demonstrating and Selling Expenses	912	$ -	$ 4,347	$ 4,417	$ -	$ 4,417	$ 4,545
715	A_6030091-EE Apprec and Gifts	Demonstrating and Selling Expenses	912	$ -	$ 1	$ 1	$ -	$ 1	$ 1
716	A_6030800-EE Miscellaneous	Demonstrating and Selling Expenses	912	$ -	$ 2,240	$ 2,276	$ -	$ 2,276	$ 2,342
717	A_6100070-Consultants-Mgmt	Demonstrating and Selling Expenses	912	$ -	$ 92	$ 94	$ -	$ 94	$ 96
718	A_6400020-M&S Gen Office	Demonstrating and Selling Expenses	912	$ -	$ 113	$ 115	$ -	$ 115	$ 118
719	A_6790055-Economic Development	Demonstrating and Selling Expenses	912	$ -	$ 12,316	$ 12,516	$ -	$ 12,516	$ 12,879
720	A_6010000-1001/A6010000	Misc. Sales Expenses	916	$ 0	$ 0	$ -	$ 0	$ 0	$ -
721	A_6010110-Labor Exempt ST	Misc. Sales Expenses	916	$ 368,352	$ 368,352	$ -	$ 374,687	$ 374,687	$ -
722	A_6010130-Labor Exempt NonProd	Misc. Sales Expenses	916	$ 75,644	$ 75,644	$ -	$ 76,945	$ 76,945	$ -
723	A_6030010-EE ProfDue Subs Fees	Misc. Sales Expenses	916	$ -	$ 4,418	$ 4,489	$ -	$ 4,489	$ 4,619
724	A_6030040-EE Meals 50% Deduct	Misc. Sales Expenses	916	$ -	$ 3,002	$ 3,051	$ -	$ 3,051	$ 3,140
725	A_6030070-EE Training	Misc. Sales Expenses	916	$ -	$ 2,845	$ 2,891	$ -	$ 2,891	$ 2,975
726	A_6030080-EE Travel Lodging	Misc. Sales Expenses	916	$ -	$ 21,311	$ 21,656	$ -	$ 21,656	$ 22,284
727	A_6030091-EE Apprec and Gifts	Misc. Sales Expenses	916	$ -	$ 1	$ 1	$ -	$ 1	$ 1
728	A_6030800-EE Miscellaneous	Misc. Sales Expenses	916	$ -	$ 0	$ 0	$ -	$ 0	$ 0
729	A_6100070-Consultants-Mgmt	Misc. Sales Expenses	916	$ -	$ 214	$ 217	$ -	$ 217	$ 223
730	A_6400020-M&S Gen Office	Misc. Sales Expenses	916	$ -	$ 77	$ 78	$ -	$ 78	$ 81
731	A_6400080-M&S Vehicle Fuel	Misc. Sales Expenses	916	$ -	$ 62	$ 63	$ -	$ 63	$ 65
732	A_6500010-Transport-Vehicle	Misc. Sales Expenses	916	$ -	$ 11	$ 11	$ -	$ 11	$ 12
733	A_6790199-Fees-Miscellaneous	Misc. Sales Expenses	916	$ -	$ 21	$ 21	$ -	$ 21	$ 21
734	A_6790230-Postage Ship Courier	Misc. Sales Expenses	916	$ -	$ 44	$ 44	$ -	$ 44	$ 46
735	A_6790320-Fleet Allocation	Misc. Sales Expenses	916	$ -	$ 25,951	$ 26,373	$ -	$ 26,373	$ 27,137
736	**Total Customer Related O&M**			**$ 10,601,606**	**$ 17,835,814**	**$ 7,351,621**	**$ 10,783,943**	**$ 18,135,564**	**$ 7,564,775**
737									

NMGC Exhibit ECB-5
Page 499 of 596

Sponsored by NMGC Witness Erik C. Buchanan

630 Schedule H-1.3 Test Period

NEW MEXICO GAS COMPANY, INC.

Operations and Maintenance Summary
Base Period - 12 Months Ending March 31, 2023
Future Test Year - 12 Months Ending September 30, 2025

	A	B	C	AB	AC	AD	AE	AF
3	Description	Account Name	FERC Acct	Total Test Period Separately Forecasted Items	10/31/2024	11/30/2024	12/31/2024	1/31/2025
690	A_6401000-M&S Inven Issue	Customer Records and Collection Expenses	903	$ -	$ 614	$ 614	$ 614	$ 614
691	A_6500010-Transport-Vehicle	Customer Records and Collection Expenses	903	$ -	$ 3	$ 3	$ 3	$ 3
692	A_6710800-ST Rent-Other	Customer Records and Collection Expenses	903	$ -	$ 66	$ 66	$ 66	$ 66
693	A_6730030-Utilities-Telecom	Customer Records and Collection Expenses	903	$ -	$ 1	$ 1	$ 1	$ 1
694	A_6730800-Utilities-Other	Customer Records and Collection Expenses	903	$ -	$ 5	$ 5	$ 5	$ 5
695	A_6790101-Fees-Bank	Customer Records and Collection Expenses	903	$ -	$ 34,900	$ 34,900	$ 34,900	$ 34,900
696	A_6790199-Fees-Miscellaneous	Customer Records and Collection Expenses	903	$ -	$ 258	$ 258	$ 258	$ 258
697	A_6790210-Permitting	Customer Records and Collection Expenses	903	$ -	$ 22	$ 22	$ 22	$ 22
698	A_6790230-Postage Ship Courier	Customer Records and Collection Expenses	903	$ -	$ 241,224	$ 241,224	$ 241,224	$ 241,224
699	A_6790255-Selling Mktg Exp	Customer Records and Collection Expenses	903	$ -	$ 29,066	$ 29,066	$ 29,066	$ 29,066
700	A_6790320-Fleet Allocation	Customer Records and Collection Expenses	903	$ -	$ 59,083	$ 59,083	$ 59,083	$ 59,083
701	A_6790321-Stores Allocation	Customer Records and Collection Expenses	903	$ -	$ 102	$ 102	$ 102	$ 102
702	A_6790322-Small Tools Alloc	Customer Records and Collection Expenses	903	$ -	$ 47	$ 47	$ 47	$ 47
703	A_6790326-Facilities Alloc	Customer Records and Collection Expenses	903	$ -	$ 76,786	$ 76,786	$ 76,786	$ 76,786
704	A_6790800-Other Oper-Misc	Customer Records and Collection Expenses	903	$ -	$ (4,433)	$ (4,433)	$ (4,433)	$ (4,433)
705	A_6790010-Bad Debt Exp CIS	Uncollectible Accounts	904	$ -	$ 102,148	$ 102,148	$ 102,148	$ 102,148
706	A_6790020-Bad Debt Exp ARM	Uncollectible Accounts	904	$ -	$ 9,851	$ 9,851	$ 9,851	$ 9,851
707	A_6010000-1001/A6010000	Demonstrating and Selling Expenses	912	$ (412)	$ (34)	$ (34)	$ (34)	$ (34)
708	A_6010110-Labor Exempt ST	Demonstrating and Selling Expenses	912	$ 187,301	$ 15,608	$ 15,608	$ 15,608	$ 15,608
709	A_6010130-Labor Exempt NonProd	Demonstrating and Selling Expenses	912	$ 31,371	$ 2,614	$ 2,614	$ 2,614	$ 2,614
710	A_6010990-Labor Seconded Empl	Demonstrating and Selling Expenses	912	$ 178,430	$ 14,869	$ 14,869	$ 14,869	$ 14,869
711	A_6030010-EE ProfDue Subs Fees	Demonstrating and Selling Expenses	912	$ -	$ 421	$ 421	$ 421	$ 421
712	A_6030040-EE Meals 50% Deduct	Demonstrating and Selling Expenses	912	$ -	$ (16)	$ (16)	$ (16)	$ (16)
713	A_6030070-EE Training	Demonstrating and Selling Expenses	912	$ -	$ 142	$ 142	$ 142	$ 142
714	A_6030080-EE Travel Lodging	Demonstrating and Selling Expenses	912	$ -	$ 379	$ 379	$ 379	$ 379
715	A_6030091-EE Apprec and Gifts	Demonstrating and Selling Expenses	912	$ -	$ 0	$ 0	$ 0	$ 0
716	A_6030800-EE Miscellaneous	Demonstrating and Selling Expenses	912	$ -	$ 195	$ 195	$ 195	$ 195
717	A_6100070-Consultants-Mgmt	Demonstrating and Selling Expenses	912	$ -	$ 8	$ 8	$ 8	$ 8
718	A_6400020-M&S Gen Office	Demonstrating and Selling Expenses	912	$ -	$ 10	$ 10	$ 10	$ 10
719	A_6790055-Economic Development	Demonstrating and Selling Expenses	912	$ -	$ 1,073	$ 1,073	$ 1,073	$ 1,073
720	A_6010000-1001/A6010000	Misc. Sales Expenses	916	$ 0	$ 0	$ 0	$ 0	$ 0
721	A_6010110-Labor Exempt ST	Misc. Sales Expenses	916	$ 416,751	$ 34,729	$ 34,729	$ 34,729	$ 34,729
722	A_6010130-Labor Exempt NonProd	Misc. Sales Expenses	916	$ 85,583	$ 7,132	$ 7,132	$ 7,132	$ 7,132
723	A_6030010-EE ProfDue Subs Fees	Misc. Sales Expenses	916	$ -	$ 385	$ 385	$ 385	$ 385
724	A_6030040-EE Meals 50% Deduct	Misc. Sales Expenses	916	$ -	$ 262	$ 262	$ 262	$ 262
725	A_6030070-EE Training	Misc. Sales Expenses	916	$ -	$ 248	$ 248	$ 248	$ 248
726	A_6030080-EE Travel Lodging	Misc. Sales Expenses	916	$ -	$ 1,857	$ 1,857	$ 1,857	$ 1,857
727	A_6030091-EE Apprec and Gifts	Misc. Sales Expenses	916	$ -	$ 0	$ 0	$ 0	$ 0
728	A_6030800-EE Miscellaneous	Misc. Sales Expenses	916	$ -	$ 0	$ 0	$ 0	$ 0
729	A_6100070-Consultants-Mgmt	Misc. Sales Expenses	916	$ -	$ 19	$ 19	$ 19	$ 19
730	A_6400020-M&S Gen Office	Misc. Sales Expenses	916	$ -	$ 7	$ 7	$ 7	$ 7
731	A_6400080-M&S Vehicle Fuel	Misc. Sales Expenses	916	$ -	$ 5	$ 5	$ 5	$ 5
732	A_6500010-Transport-Vehicle	Misc. Sales Expenses	916	$ -	$ 1	$ 1	$ 1	$ 1
733	A_6790199-Fees-Miscellaneous	Misc. Sales Expenses	916	$ -	$ 2	$ 2	$ 2	$ 2
734	A_6790230-Postage Ship Courier	Misc. Sales Expenses	916	$ -	$ 4	$ 4	$ 4	$ 4
735	A_6790320-Fleet Allocation	Misc. Sales Expenses	916	$ -	$ 2,261	$ 2,261	$ 2,261	$ 2,261
736	**Total Customer Related O&M**			**$ 11,994,616**	**$ 1,629,949**	**$ 1,629,949**	**$ 1,629,949**	**$ 1,629,949**
737								

NMGC Exhibit ECB-5
Page 500 of 596

Sponsored by NMGC Witness Erik C. Buchanan

630 Schedule H-1.3 Test Period

NEW MEXICO GAS COMPANY, INC.

Operations and Maintenance Summary
Base Period - 12 Months Ending March 31, 2023
Future Test Year - 12 Months Ending September 30, 2025

	A	B	C	AG	AH	AI	AJ	AK
3	Description	Account Name	FERC Acct	2/28/2025	3/31/2025	4/30/2025	5/31/2025	6/30/2025
690	A_6401000-M&S Inven Issue	Customer Records and Collection Expenses	903	$ 614	$ 614	$ 614	$ 614	$ 614
691	A_6500010-Transport-Vehicle	Customer Records and Collection Expenses	903	$ 3	$ 3	$ 3	$ 3	$ 3
692	A_6710800-ST Rent-Other	Customer Records and Collection Expenses	903	$ 66	$ 66	$ 66	$ 66	$ 66
693	A_6730030-Utilities-Telecom	Customer Records and Collection Expenses	903	$ 1	$ 1	$ 1	$ 1	$ 1
694	A_6730800-Utilities-Other	Customer Records and Collection Expenses	903	$ 5	$ 5	$ 5	$ 5	$ 5
695	A_6790101-Fees-Bank	Customer Records and Collection Expenses	903	$ 34,900	$ 34,900	$ 34,900	$ 34,900	$ 34,900
696	A_6790199-Fees-Miscellaneous	Customer Records and Collection Expenses	903	$ 258	$ 258	$ 258	$ 258	$ 258
697	A_6790210-Permitting	Customer Records and Collection Expenses	903	$ 22	$ 22	$ 22	$ 22	$ 22
698	A_6790230-Postage Ship Courier	Customer Records and Collection Expenses	903	$ 241,224	$ 241,224	$ 241,224	$ 241,224	$ 241,224
699	A_6790255-Selling Mktg Exp	Customer Records and Collection Expenses	903	$ 29,066	$ 29,066	$ 29,066	$ 29,066	$ 29,066
700	A_6790320-Fleet Allocation	Customer Records and Collection Expenses	903	$ 59,083	$ 59,083	$ 59,083	$ 59,083	$ 59,083
701	A_6790321-Stores Allocation	Customer Records and Collection Expenses	903	$ 102	$ 102	$ 102	$ 102	$ 102
702	A_6790322-Small Tools Alloc	Customer Records and Collection Expenses	903	$ 47	$ 47	$ 47	$ 47	$ 47
703	A_6790326-Facilities Alloc	Customer Records and Collection Expenses	903	$ 76,786	$ 76,786	$ 76,786	$ 76,786	$ 76,786
704	A_6790800-Other Oper-Misc	Customer Records and Collection Expenses	903	$ (4,433)	$ (4,433)	$ (4,433)	$ (4,433)	$ (4,433)
705	A_6790010-Bad Debt Exp CIS	Uncollectible Accounts	904	$ 102,148	$ 102,148	$ 102,148	$ 102,148	$ 102,148
706	A_6790020-Bad Debt Exp ARM	Uncollectible Accounts	904	$ 9,851	$ 9,851	$ 9,851	$ 9,851	$ 9,851
707	A_6010000-1001/A6010000	Demonstrating and Selling Expenses	912	$ (34)	$ (34)	$ (34)	$ (34)	$ (34)
708	A_6010110-Labor Exempt ST	Demonstrating and Selling Expenses	912	$ 15,608	$ 15,608	$ 15,608	$ 15,608	$ 15,608
709	A_6010130-Labor Exempt NonProd	Demonstrating and Selling Expenses	912	$ 2,614	$ 2,614	$ 2,614	$ 2,614	$ 2,614
710	A_6010990-Labor Seconded Empl	Demonstrating and Selling Expenses	912	$ 14,869	$ 14,869	$ 14,869	$ 14,869	$ 14,869
711	A_6030010-EE ProfDue Subs Fees	Demonstrating and Selling Expenses	912	$ 421	$ 421	$ 421	$ 421	$ 421
712	A_6030040-EE Meals 50% Deduct	Demonstrating and Selling Expenses	912	$ (16)	$ (16)	$ (16)	$ (16)	$ (16)
713	A_6030070-EE Training	Demonstrating and Selling Expenses	912	$ 142	$ 142	$ 142	$ 142	$ 142
714	A_6030080-EE Travel Lodging	Demonstrating and Selling Expenses	912	$ 379	$ 379	$ 379	$ 379	$ 379
715	A_6030091-EE Apprec and Gifts	Demonstrating and Selling Expenses	912	$ 0	$ 0	$ 0	$ 0	$ 0
716	A_6030800-EE Miscellaneous	Demonstrating and Selling Expenses	912	$ 195	$ 195	$ 195	$ 195	$ 195
717	A_6100070-Consultants-Mgmt	Demonstrating and Selling Expenses	912	$ 8	$ 8	$ 8	$ 8	$ 8
718	A_6400020-M&S Gen Office	Demonstrating and Selling Expenses	912	$ 10	$ 10	$ 10	$ 10	$ 10
719	A_6790055-Economic Development	Demonstrating and Selling Expenses	912	$ 1,073	$ 1,073	$ 1,073	$ 1,073	$ 1,073
720	A_6010000-1001/A6010000	Misc. Sales Expenses	916	$ 0	$ 0	$ 0	$ 0	$ 0
721	A_6010110-Labor Exempt ST	Misc. Sales Expenses	916	$ 34,729	$ 34,729	$ 34,729	$ 34,729	$ 34,729
722	A_6010130-Labor Exempt NonProd	Misc. Sales Expenses	916	$ 7,132	$ 7,132	$ 7,132	$ 7,132	$ 7,132
723	A_6030010-EE ProfDue Subs Fees	Misc. Sales Expenses	916	$ 385	$ 385	$ 385	$ 385	$ 385
724	A_6030040-EE Meals 50% Deduct	Misc. Sales Expenses	916	$ 262	$ 262	$ 262	$ 262	$ 262
725	A_6030070-EE Training	Misc. Sales Expenses	916	$ 248	$ 248	$ 248	$ 248	$ 248
726	A_6030080-EE Travel Lodging	Misc. Sales Expenses	916	$ 1,857	$ 1,857	$ 1,857	$ 1,857	$ 1,857
727	A_6030091-EE Apprec and Gifts	Misc. Sales Expenses	916	$ 0	$ 0	$ 0	$ 0	$ 0
728	A_6030800-EE Miscellaneous	Misc. Sales Expenses	916	$ 0	$ 0	$ 0	$ 0	$ 0
729	A_6100070-Consultants-Mgmt	Misc. Sales Expenses	916	$ 19	$ 19	$ 19	$ 19	$ 19
730	A_6400020-M&S Gen Office	Misc. Sales Expenses	916	$ 7	$ 7	$ 7	$ 7	$ 7
731	A_6400080-M&S Vehicle Fuel	Misc. Sales Expenses	916	$ 5	$ 5	$ 5	$ 5	$ 5
732	A_6500010-Transport-Vehicle	Misc. Sales Expenses	916	$ 1	$ 1	$ 1	$ 1	$ 1
733	A_6790199-Fees-Miscellaneous	Misc. Sales Expenses	916	$ 2	$ 2	$ 2	$ 2	$ 2
734	A_6790230-Postage Ship Courier	Misc. Sales Expenses	916	$ 4	$ 4	$ 4	$ 4	$ 4
735	A_6790320-Fleet Allocation	Misc. Sales Expenses	916	$ 2,261	$ 2,261	$ 2,261	$ 2,261	$ 2,261
736	**Total Customer Related O&M**			**$ 1,629,949**	**$ 1,629,949**	**$ 1,629,949**	**$ 1,629,949**	**$ 1,629,949**
737								

NMGC Exhibit ECB-5
Page 501 of 596

Sponsored by NMGC Witness Erik C. Buchanan

630 Schedule H-1.3 Test Period

NEW MEXICO GAS COMPANY, INC.

Operations and Maintenance Summary
Base Period - 12 Months Ending March 31, 2023
Future Test Year - 12 Months Ending September 30, 2025

	A	B	C	AL	AM	AN	AO
3	Description	Account Name	FERC Acct	7/31/2025	8/31/2025	9/30/2025	Future Test Year Ending 9/30/2025
690	A_6401000-M&S Inven Issue	Customer Records and Collection Expenses	903	$ 614	$ 614	$ 614	$ 7,365
691	A_6500010-Transport-Vehicle	Customer Records and Collection Expenses	903	$ 3	$ 3	$ 3	$ 30
692	A_6710800-ST Rent-Other	Customer Records and Collection Expenses	903	$ 66	$ 66	$ 66	$ 792
693	A_6730030-Utilities-Telecom	Customer Records and Collection Expenses	903	$ 1	$ 1	$ 1	$ 14
694	A_6730800-Utilities-Other	Customer Records and Collection Expenses	903	$ 5	$ 5	$ 5	$ 56
695	A_6790101-Fees-Bank	Customer Records and Collection Expenses	903	$ 34,900	$ 34,900	$ 34,900	$ 418,794
696	A_6790199-Fees-Miscellaneous	Customer Records and Collection Expenses	903	$ 258	$ 258	$ 258	$ 3,095
697	A_6790210-Permitting	Customer Records and Collection Expenses	903	$ 22	$ 22	$ 22	$ 264
698	A_6790230-Postage Ship Courier	Customer Records and Collection Expenses	903	$ 241,224	$ 241,224	$ 241,224	$ 2,894,688
699	A_6790255-Selling Mktg Exp	Customer Records and Collection Expenses	903	$ 29,066	$ 29,066	$ 29,066	$ 348,794
700	A_6790320-Fleet Allocation	Customer Records and Collection Expenses	903	$ 59,083	$ 59,083	$ 59,083	$ 708,991
701	A_6790321-Stores Allocation	Customer Records and Collection Expenses	903	$ 102	$ 102	$ 102	$ 1,223
702	A_6790322-Small Tools Alloc	Customer Records and Collection Expenses	903	$ 47	$ 47	$ 47	$ 565
703	A_6790326-Facilities Alloc	Customer Records and Collection Expenses	903	$ 76,786	$ 76,786	$ 76,786	$ 921,428
704	A_6790800-Other Oper-Misc	Customer Records and Collection Expenses	903	$ (4,433)	$ (4,433)	$ (4,433)	$ (53,198)
705	A_6790010-Bad Debt Exp CIS	Uncollectible Accounts	904	$ 102,148	$ 102,148	$ 102,148	$ 1,225,782
706	A_6790020-Bad Debt Exp ARM	Uncollectible Accounts	904	$ 9,851	$ 9,851	$ 9,851	$ 118,214
707	A_6010000-1001/A6010000	Demonstrating and Selling Expenses	912	$ (34)	$ (34)	$ (34)	$ (412)
708	A_6010110-Labor Exempt ST	Demonstrating and Selling Expenses	912	$ 15,608	$ 15,608	$ 15,608	$ 187,301
709	A_6010130-Labor Exempt NonProd	Demonstrating and Selling Expenses	912	$ 2,614	$ 2,614	$ 2,614	$ 31,371
710	A_6010990-Labor Seconded Empl	Demonstrating and Selling Expenses	912	$ 14,869	$ 14,869	$ 14,869	$ 178,430
711	A_6030010-EE ProfDue Subs Fees	Demonstrating and Selling Expenses	912	$ 421	$ 421	$ 421	$ 5,049
712	A_6030040-EE Meals 50% Deduct	Demonstrating and Selling Expenses	912	$ (16)	$ (16)	$ (16)	$ (198)
713	A_6030070-EE Training	Demonstrating and Selling Expenses	912	$ 142	$ 142	$ 142	$ 1,700
714	A_6030080-EE Travel Lodging	Demonstrating and Selling Expenses	912	$ 379	$ 379	$ 379	$ 4,545
715	A_6030091-EE Apprec and Gifts	Demonstrating and Selling Expenses	912	$ 0	$ 0	$ 0	$ 1
716	A_6030800-EE Miscellaneous	Demonstrating and Selling Expenses	912	$ 195	$ 195	$ 195	$ 2,342
717	A_6100070-Consultants-Mgmt	Demonstrating and Selling Expenses	912	$ 8	$ 8	$ 8	$ 96
718	A_6400020-M&S Gen Office	Demonstrating and Selling Expenses	912	$ 10	$ 10	$ 10	$ 118
719	A_6790055-Economic Development	Demonstrating and Selling Expenses	912	$ 1,073	$ 1,073	$ 1,073	$ 12,879
720	A_6010000-1001/A6010000	Misc. Sales Expenses	916	$ 0	$ 0	$ 0	$ 0
721	A_6010110-Labor Exempt ST	Misc. Sales Expenses	916	$ 34,729	$ 34,729	$ 34,729	$ 416,751
722	A_6010130-Labor Exempt NonProd	Misc. Sales Expenses	916	$ 7,132	$ 7,132	$ 7,132	$ 85,583
723	A_6030010-EE ProfDue Subs Fees	Misc. Sales Expenses	916	$ 385	$ 385	$ 385	$ 4,619
724	A_6030040-EE Meals 50% Deduct	Misc. Sales Expenses	916	$ 262	$ 262	$ 262	$ 3,140
725	A_6030070-EE Training	Misc. Sales Expenses	916	$ 248	$ 248	$ 248	$ 2,975
726	A_6030080-EE Travel Lodging	Misc. Sales Expenses	916	$ 1,857	$ 1,857	$ 1,857	$ 22,284
727	A_6030091-EE Apprec and Gifts	Misc. Sales Expenses	916	$ 0	$ 0	$ 0	$ 1
728	A_6030800-EE Miscellaneous	Misc. Sales Expenses	916	$ 0	$ 0	$ 0	$ 0
729	A_6100070-Consultants-Mgmt	Misc. Sales Expenses	916	$ 19	$ 19	$ 19	$ 223
730	A_6400020-M&S Gen Office	Misc. Sales Expenses	916	$ 7	$ 7	$ 7	$ 81
731	A_6400080-M&S Vehicle Fuel	Misc. Sales Expenses	916	$ 5	$ 5	$ 5	$ 65
732	A_6500010-Transport-Vehicle	Misc. Sales Expenses	916	$ 1	$ 1	$ 1	$ 12
733	A_6790199-Fees-Miscellaneous	Misc. Sales Expenses	916	$ 2	$ 2	$ 2	$ 21
734	A_6790230-Postage Ship Courier	Misc. Sales Expenses	916	$ 4	$ 4	$ 4	$ 46
735	A_6790320-Fleet Allocation	Misc. Sales Expenses	916	$ 2,261	$ 2,261	$ 2,261	$ 27,137
736	**Total Customer Related O&M**			**$ 1,629,949**	**$ 1,629,949**	**$ 1,629,949**	**$ 19,559,391**
737							

NMGC Exhibit ECB-5
Page 502 of 596

NEW MEXICO GAS COMPANY, INC.

Operations and Maintenance Summary
Base Period - 12 Months Ending March 31, 2023
Future Test Year - 12 Months Ending September 30, 2025

	A	B	C	D	E	F	G	H	I
3	Description	Account Name	FERC Acct	4/30/2022	5/31/2022	6/30/2022	7/31/2022	8/31/2022	9/30/2022
738	**Administrative & General Expenses - Operation:**								
739	A_6010000-1001/A6010000	Administrative & General Salaries	920	$ (1,295)	$ 2,445	$ 1,721	$ 126	$ (1)	$ (2,226)
740	A_6010010-1001/R6010010	Administrative & General Salaries	920	$ (454)	$ -	$ -	$ -	$ -	$ -
741	A_6010110-Labor Exempt ST	Administrative & General Salaries	920	$ 522,121	$ 629,904	$ 549,003	$ 572,242	$ 597,209	$ 526,885
742	A_6010130-Labor Exempt NonProd	Administrative & General Salaries	920	$ 184,931	$ 38,522	$ 120,449	$ 103,167	$ 114,842	$ 126,134
743	A_6010210-Labor NonExm ST	Administrative & General Salaries	920	$ 29,855	$ 50,978	$ 39,902	$ 39,899	$ 37,994	$ 31,983
744	A_6010220-Labor NonExm OT	Administrative & General Salaries	920	$ 740	$ 5,842	$ 15	$ 918	$ 3,354	$ 510
745	A_6010230-Labor NonExm NonProd	Administrative & General Salaries	920	$ 20,560	$ (1,874)	$ 8,205	$ 6,407	$ 5,404	$ 8,998
746	A_6010400-Labor Severance	Administrative & General Salaries	920	$ -	$ -	$ -	$ 38,750	$ -	$ -
747	A_6010910-Labor OffCycle Bonus	Administrative & General Salaries	920	$ 0	$ -	$ -	$ 10	$ -	$ 104,034
748	A_6010990-Labor Seconded Empl	Administrative & General Salaries	920	$ 53,229	$ 34,940	$ 35,044	$ 34,697	$ 34,751	$ 93,693
749	A_6018999-Labor Exp Reclass	Administrative & General Salaries	920	$ -	$ -	$ -	$ (1,650)	$ -	$ -
750	A_6020900-Employee Incentive	Administrative & General Salaries	920	$ 397,500	$ 397,500	$ 555,795	$ 555,795	$ 555,795	$ 349,880
751	A_6790199-Fees-Miscellaneous	Administrative & General Salaries	920	$ 10	$ 1,701	$ -	$ 554	$ 1,206	$ 297
752	A_6790800-Other Oper-Misc	Administrative & General Salaries	920	$ -	$ -	$ 17,000	$ 4,040	$ 4,624	$ -
753	A_6030010-EE ProfDue Subs Fees	Office Supplies and Expenses	921	$ 17,191	$ 27,522	$ 13,898	$ 29,187	$ 17,551	$ 23,655
754	A_6030040-EE Meals 50% Deduct	Office Supplies and Expenses	921	$ 2,738	$ 2,302	$ 5,947	$ 2,824	$ 5,291	$ 4,262
755	A_6030050-EE Mileage	Office Supplies and Expenses	921	$ -	$ -	$ -	$ -	$ 135	$ -
756	A_6030060-EE Shoes Uniforms	Office Supplies and Expenses	921	$ 151	$ (302)	$ 992	$ -	$ -	$ 135
757	A_6030070-EE Training	Office Supplies and Expenses	921	$ 12,228	$ 31,798	$ 4,351	$ 48,160	$ (1,386)	$ 330
758	A_6030080-EE Travel Lodging	Office Supplies and Expenses	921	$ 1,825	$ 2,023	$ 7,366	$ 10,945	$ 10,792	$ 19,598
759	A_6030091-EE Apprec and Gifts	Office Supplies and Expenses	921	$ 539	$ 7	$ -	$ 214	$ 26	$ 726
760	A_6030800-EE Miscellaneous	Office Supplies and Expenses	921	$ 5,359	$ 1,008	$ 1,484	$ 869	$ 1,771	$ 64,671
761	A_6400010-M&S FurnOffEquip	Office Supplies and Expenses	921	$ 4,283	$ 1,985	$ 5,406	$ 2,862	$ 45,847	$ 10,322
762	A_6400020-M&S Gen Office	Office Supplies and Expenses	921	$ 7,745	$ 1,423	$ 1,022	$ 1,494	$ 2,208	$ 638
763	A_6400070-M&S Safety	Office Supplies and Expenses	921	$ 775	$ -	$ -	$ -	$ 1,520	$ 228
764	A_6400080-M&S Vehicle Fuel	Office Supplies and Expenses	921	$ -	$ -	$ -	$ -	$ -	$ -
765	A_6400100-M&S OS Purchases	Office Supplies and Expenses	921	$ 6,395	$ 7,623	$ 15,099	$ 4,145	$ 14,870	$ 9,387
766	A_6400500-M&S Parts	Office Supplies and Expenses	921	$ 572	$ -	$ 153	$ 495	$ -	$ 114
767	A_6400510-M&S Small Tools	Office Supplies and Expenses	921	$ 6	$ 387	$ -	$ (387)	$ 235	$ 9
768	A_6500010-Transport-Vehicle	Office Supplies and Expenses	921	$ -	$ 8	$ -	$ -	$ -	$ -
769	A_6730030-Utilities-Telecom	Office Supplies and Expenses	921	$ 6,876	$ 5,884	$ 5,901	$ 5,871	$ 7,509	$ 8,046
770	A_6730800-Utilities-Other	Office Supplies and Expenses	921	$ -	$ -	$ -	$ -	$ -	$ 90
771	A_6790101-Fees-Bank	Office Supplies and Expenses	921	$ 5,658	$ 5,522	$ 4,316	$ 4,354	$ 4,377	$ 5,330
772	A_6790230-Postage Ship Courier	Office Supplies and Expenses	921	$ 22	$ 204	$ 43	$ -	$ -	$ 118
773	A_6790321-Stores Allocation	Office Supplies and Expenses	921	$ 438	$ 1,349	$ 1,725	$ 250	$ 1,186	$ 393
774	A_6790322-Small Tools Alloc	Office Supplies and Expenses	921	$ 209	$ 251	$ 608	$ 69	$ 599	$ 139
775	A_6790310-A&G Alloc to Capital	Administrative Expenses Transferred--Credit	922	$ (670,079)	$ (743,378)	$ (738,026)	$ (838,651)	$ (1,105,908)	$ (1,578,326)
776	A_6100030-Consultants-Audit	Outside Services Employed	923	$ 12,625	$ 12,625	$ 12,625	$ 12,625	$ 12,625	$ 13,668
777	A_6100060-Consultants-Legal	Outside Services Employed	923	$ 88,862	$ 26,592	$ 97,291	$ 29,660	$ 211,541	$ 35,265
778	A_6100070-Consultants-Mgmt	Outside Services Employed	923	$ 64	$ -	$ -	$ -	$ -	$ -
779	A_6100080-Consultants-Other	Outside Services Employed	923	$ 67,096	$ 93,419	$ 93,569	$ 68,726	$ 71,465	$ 29,606
780	A_6100100-Contractor Services	Outside Services Employed	923	$ 32,078	$ 4,187	$ 1,976	$ 1,059	$ 20,070	$ 22,125
781	A_6100150-Printing	Outside Services Employed	923	$ -	$ -	$ 260	$ -	$ 100	$ -
782	A_6100170-Hardware Maint/Svcs	Outside Services Employed	923	$ 13,992	$ (917)	$ (888)	$ (917)	$ (917)	$ (888)
783	A_6100190-Software Maintenance	Outside Services Employed	923	$ (57,569)	$ (904)	$ 4,385	$ 1,514	$ 2,271	$ 19,759
784	A_6700503-Ins-Crime & Fidelity	Property Insurance	924	$ 835	$ 835	$ 835	$ 835	$ 835	$ 835
785	A_6700514-Ins-Property	Property Insurance	924	$ 21,910	$ 36,243	$ 36,480	$ 9,165	$ 26,079	$ 30,920
786	A_6030040-EE Meals 50% Deduct	Injuries and Damages	925	$ -	$ -	$ -	$ -	$ -	$ -

NMGC Exhibit ECB-5
Page 503 of 596

NEW MEXICO GAS COMPANY, INC.

Operations and Maintenance Summary
Base Period - 12 Months Ending March 31, 2023
Future Test Year - 12 Months Ending September 30, 2025

	A	B	C	J	K	L	M	N	O
3	Description	Account Name	FERC Acct	10/31/2022	11/30/2022	12/31/2022	1/31/2023	2/28/2023	3/31/2023
738	**Administrative & General Expenses - Operation:**								
739	A_6010000-1001/A6010000	Administrative & General Salaries	920	$ (1,575)	$ (1)	$ (1)	$ (1)	$ 4,216	$ (0)
740	A_6010010-1001/R6010010	Administrative & General Salaries	920	$ -	$ -	$ -	$ -	$ -	$ -
741	A_6010110-Labor Exempt ST	Administrative & General Salaries	920	$ 563,476	$ 607,681	$ 398,632	$ 496,055	$ 614,130	$ 671,231
742	A_6010130-Labor Exempt NonProd	Administrative & General Salaries	920	$ 70,043	$ 52,977	$ 244,761	$ 157,575	$ 16,841	$ 54,535
743	A_6010210-Labor NonExm ST	Administrative & General Salaries	920	$ 38,675	$ 37,171	$ (148,009)	$ 238,143	$ 64,688	$ 57,926
744	A_6010220-Labor NonExm OT	Administrative & General Salaries	920	$ 2,001	$ 1,553	$ 2,213	$ 1,315	$ 1,580	$ 1,685
745	A_6010230-Labor NonExm NonProd	Administrative & General Salaries	920	$ 2,557	$ 3,118	$ 21,543	$ 24,147	$ 2,183	$ 379
746	A_6010400-Labor Severance	Administrative & General Salaries	920	$ -	$ -	$ -	$ -	$ -	$ -
747	A_6010910-Labor OffCycle Bonus	Administrative & General Salaries	920	$ 15	$ -	$ -	$ 16,416	$ -	$ (167)
748	A_6010990-Labor Seconded Empl	Administrative & General Salaries	920	$ 25,312	$ 25,785	$ 24,724	$ 15,906	$ 16,246	$ 29,535
749	A_6018999-Labor Exp Reclass	Administrative & General Salaries	920	$ -	$ -	$ 1,650	$ -	$ -	$ (70)
750	A_6020900-Employee Incentive	Administrative & General Salaries	920	$ 349,880	$ (58,030)	$ 1,757,875	$ 417,400	$ 826,496	$ 826,685
751	A_6790199-Fees-Miscellaneous	Administrative & General Salaries	920	$ 125	$ 209	$ 38	$ 487	$ 410	$ 445
752	A_6790800-Other Oper-Misc	Administrative & General Salaries	920	$ -	$ (21,103)	$ -	$ -	$ -	$ (83,090)
753	A_6030010-EE ProfDue Subs Fees	Office Supplies and Expenses	921	$ 24,251	$ 20,343	$ 18,585	$ 6,127	$ 6,506	$ 45,990
754	A_6030040-EE Meals 50% Deduct	Office Supplies and Expenses	921	$ 3,180	$ 4,565	$ 16,172	$ 2,711	$ 3,637	$ 8,307
755	A_6030050-EE Mileage	Office Supplies and Expenses	921	$ -	$ 70	$ 422	$ 638	$ 74	$ 77
756	A_6030060-EE Shoes Uniforms	Office Supplies and Expenses	921	$ -	$ 5	$ 152	$ 14	$ -	$ -
757	A_6030070-EE Training	Office Supplies and Expenses	921	$ 37,076	$ 1,994	$ 12,907	$ 13,576	$ (74)	$ 6,434
758	A_6030080-EE Travel Lodging	Office Supplies and Expenses	921	$ 6,245	$ 9,265	$ 8,663	$ 9,201	$ 20,457	$ 13,031
759	A_6030091-EE Apprec and Gifts	Office Supplies and Expenses	921	$ 163	$ 59	$ 2,975	$ 819	$ -	$ 342
760	A_6030800-EE Miscellaneous	Office Supplies and Expenses	921	$ 43,493	$ 32,659	$ 22,811	$ 3,767	$ 9,207	$ 2,388
761	A_6400010-M&S FurnOffEquip	Office Supplies and Expenses	921	$ 2,599	$ 7,106	$ 159	$ 36	$ 1,194	$ 26,430
762	A_6400020-M&S Gen Office	Office Supplies and Expenses	921	$ 2,841	$ 1,228	$ 2,791	$ 1,127	$ 872	$ 5,233
763	A_6400070-M&S Safety	Office Supplies and Expenses	921	$ 875	$ 108	$ -	$ -	$ -	$ -
764	A_6400080-M&S Vehicle Fuel	Office Supplies and Expenses	921	$ 63	$ -	$ 24	$ 183	$ -	$ -
765	A_6400100-M&S OS Purchases	Office Supplies and Expenses	921	$ 9,207	$ 24,687	$ (5,058)	$ 8,602	$ 4,511	$ 1,419
766	A_6400500-M&S Parts	Office Supplies and Expenses	921	$ -	$ 179	$ 1,045	$ -	$ 1,360	$ 66
767	A_6400510-M&S Small Tools	Office Supplies and Expenses	921	$ -	$ -	$ 401	$ -	$ 779	$ 779
768	A_6500010-Transport-Vehicle	Office Supplies and Expenses	921	$ -	$ 13	$ -	$ 69	$ 13	$ -
769	A_6730030-Utilities-Telecom	Office Supplies and Expenses	921	$ 75,296	$ 6,004	$ 6,046	$ 5,777	$ 10,873	$ 6,099
770	A_6730800-Utilities-Other	Office Supplies and Expenses	921	$ 79	$ -	$ (3,653)	$ 470	$ 650	$ -
771	A_6790101-Fees-Bank	Office Supplies and Expenses	921	$ 4,625	$ 4,410	$ 4,554	$ 5,851	$ 13,071	$ 17,460
772	A_6790230-Postage Ship Courier	Office Supplies and Expenses	921	$ -	$ 9	$ 526	$ 55	$ -	$ 450
773	A_6790321-Stores Allocation	Office Supplies and Expenses	921	$ 697	$ 494	$ (463)	$ 1,049	$ 189	$ 85
774	A_6790322-Small Tools Alloc	Office Supplies and Expenses	921	$ 495	$ 458	$ (115)	$ 661	$ 339	$ 29
775	A_6790310-A&G Alloc to Capital	Administrative Expenses Transferred--Credit	922	$ (1,316,585)	$ (1,696,303)	$ (553,905)	$ (980,656)	$ (767,365)	$ (1,403,680)
776	A_6100030-Consultants-Audit	Outside Services Employed	923	$ 12,625	$ 12,625	$ 23,274	$ 12,625	$ 12,625	$ 12,625
777	A_6100060-Consultants-Legal	Outside Services Employed	923	$ (1,252)	$ 117,564	$ 56,875	$ 20,072	$ 210,426	$ 83,165
778	A_6100070-Consultants-Mgmt	Outside Services Employed	923	$ -	$ 5,348	$ 1,989	$ -	$ -	$ -
779	A_6100080-Consultants-Other	Outside Services Employed	923	$ 84,710	$ 24,217	$ 67,566	$ 19,481	$ 48,388	$ 126,874
780	A_6100100-Contractor Services	Outside Services Employed	923	$ 3,958	$ (9,486)	$ 37,041	$ 3,168	$ 32,927	$ 14,654
781	A_6100150-Printing	Outside Services Employed	923	$ -	$ -	$ 550	$ 18	$ -	$ -
782	A_6100170-Hardware Maint/Svcs	Outside Services Employed	923	$ 269	$ (1,805)	$ (917)	$ (765)	$ (691)	$ (765)
783	A_6100190-Software Maintenance	Outside Services Employed	923	$ 203,181	$ (37,602)	$ 13,297	$ (663)	$ 117,777	$ 118,947
784	A_6700503-Ins-Crime & Fidelity	Property Insurance	924	$ 835	$ 835	$ 835	$ 767	$ 767	$ 767
785	A_6700514-Ins-Property	Property Insurance	924	$ 30,938	$ 30,938	$ 30,938	$ 30,938	$ 30,938	$ 35,765
786	A_6030040-EE Meals 50% Deduct	Injuries and Damages	925	$ -	$ -	$ 72	$ -	$ -	$ -

NMGC Exhibit ECB-5
Page 504 of 596

Sponsored by NMGC Witness Erik C. Buchanan

630 Schedule H-1.3 Test Period

NEW MEXICO GAS COMPANY, INC.

Operations and Maintenance Summary
Base Period - 12 Months Ending March 31, 2023
Future Test Year - 12 Months Ending September 30, 2025

	A	B	C	P	Q	R	S	T	U
3	Description	Account Name	FERC Acct	Total Company Unadjusted Base Period Ending 3/31/2023	Base Period Adjustments	Adjusted Base Period	Removal of Separately Forecasted Items (To be added back Later)	Remaining Base Period O&M to be Escalated	Escalated Linkage 1 - Results of Pure Escalation of 3.93%
738	**Administrative & General Expenses - Operation:**								
739	A_6010000-1001/A6010000	Administrative & General Salaries	920	$ 3,408	$ -	$ 3,408	$ -	$ 3,408	$ 3,542
740	A_6010010-1001/R6010010	Administrative & General Salaries	920	$ (454)	$ -	$ (454)	$ -	$ (454)	$ (472)
741	A_6010110-Labor Exempt ST	Administrative & General Salaries	920	$ 6,748,568	$ 910,388	$ 7,658,956	$ (7,658,956)	$ -	$ -
742	A_6010130-Labor Exempt NonProd	Administrative & General Salaries	920	$ 1,284,777	$ 70,644	$ 1,355,421	$ (1,355,421)	$ -	$ -
743	A_6010210-Labor NonExm ST	Administrative & General Salaries	920	$ 519,206	$ 70,041	$ 589,247	$ (589,247)	$ -	$ -
744	A_6010220-Labor NonExm OT	Administrative & General Salaries	920	$ 21,726	$ (3,469)	$ 18,257	$ (18,257)	$ -	$ -
745	A_6010230-Labor NonExm NonProd	Administrative & General Salaries	920	$ 101,626	$ 5,588	$ 107,214	$ (107,214)	$ -	$ -
746	A_6010400-Labor Severance	Administrative & General Salaries	920	$ 38,750	$ (38,750)	$ -	$ -	$ -	$ -
747	A_6010910-Labor OffCycle Bonus	Administrative & General Salaries	920	$ 120,307	$ 6,615	$ 126,922	$ (126,922)	$ -	$ -
748	A_6010990-Labor Seconded Empl	Administrative & General Salaries	920	$ 423,863	$ 23,306	$ 447,170	$ (447,170)	$ -	$ -
749	A_6018999-Labor Exp Reclass	Administrative & General Salaries	920	$ (70)	$ (4)	$ (74)	$ 74	$ -	$ -
750	A_6020900-Employee Incentive	Administrative & General Salaries	920	$ 6,932,571	$ (1,670,972)	$ 5,261,599	$ (5,261,599)	$ -	$ -
751	A_6790199-Fees-Miscellaneous	Administrative & General Salaries	920	$ 5,481	$ -	$ 5,481	$ -	$ 5,481	$ 5,697
752	A_6790800-Other Oper-Misc	Administrative & General Salaries	920	$ (78,529)	$ -	$ (78,529)	$ -	$ (78,529)	$ (81,617)
753	A_6030010-EE ProfDue Subs Fees	Office Supplies and Expenses	921	$ 250,803	$ -	$ 250,803	$ -	$ 250,803	$ 260,665
754	A_6030040-EE Meals 50% Deduct	Office Supplies and Expenses	921	$ 61,937	$ -	$ 61,937	$ -	$ 61,937	$ 64,373
755	A_6030050-EE Mileage	Office Supplies and Expenses	921	$ 1,416	$ -	$ 1,416	$ -	$ 1,416	$ 1,472
756	A_6030060-EE Shoes Uniforms	Office Supplies and Expenses	921	$ 1,147	$ -	$ 1,147	$ -	$ 1,147	$ 1,192
757	A_6030070-EE Training	Office Supplies and Expenses	921	$ 167,392	$ -	$ 167,392	$ -	$ 167,392	$ 173,974
758	A_6030080-EE Travel Lodging	Office Supplies and Expenses	921	$ 119,410	$ -	$ 119,410	$ -	$ 119,410	$ 124,106
759	A_6030091-EE Apprec and Gifts	Office Supplies and Expenses	921	$ 5,871	$ -	$ 5,871	$ -	$ 5,871	$ 6,102
760	A_6030800-EE Miscellaneous	Office Supplies and Expenses	921	$ 189,488	$ -	$ 189,488	$ -	$ 189,488	$ 196,939
761	A_6400010-M&S FurnOffEquip	Office Supplies and Expenses	921	$ 108,228	$ -	$ 108,228	$ -	$ 108,228	$ 112,484
762	A_6400020-M&S Gen Office	Office Supplies and Expenses	921	$ 28,622	$ -	$ 28,622	$ -	$ 28,622	$ 29,748
763	A_6400070-M&S Safety	Office Supplies and Expenses	921	$ 3,505	$ -	$ 3,505	$ -	$ 3,505	$ 3,643
764	A_6400080-M&S Vehicle Fuel	Office Supplies and Expenses	921	$ 270	$ -	$ 270	$ -	$ 270	$ 281
765	A_6400100-M&S OS Purchases	Office Supplies and Expenses	921	$ 100,886	$ -	$ 100,886	$ -	$ 100,886	$ 104,853
766	A_6400500-M&S Parts	Office Supplies and Expenses	921	$ 3,985	$ -	$ 3,985	$ -	$ 3,985	$ 4,141
767	A_6400510-M&S Small Tools	Office Supplies and Expenses	921	$ 2,209	$ -	$ 2,209	$ -	$ 2,209	$ 2,296
768	A_6500010-Transport-Vehicle	Office Supplies and Expenses	921	$ 102	$ -	$ 102	$ -	$ 102	$ 106
769	A_6730030-Utilities-Telecom	Office Supplies and Expenses	921	$ 150,181	$ -	$ 150,181	$ -	$ 150,181	$ 156,087
770	A_6730800-Utilities-Other	Office Supplies and Expenses	921	$ (2,364)	$ (19,575)	$ (21,939)	$ -	$ (21,939)	$ (22,802)
771	A_6790101-Fees-Bank	Office Supplies and Expenses	921	$ 79,527	$ -	$ 79,527	$ -	$ 79,527	$ 82,654
772	A_6790230-Postage Ship Courier	Office Supplies and Expenses	921	$ 1,428	$ -	$ 1,428	$ -	$ 1,428	$ 1,484
773	A_6790321-Stores Allocation	Office Supplies and Expenses	921	$ 7,393	$ -	$ 7,393	$ -	$ 7,393	$ 7,684
774	A_6790322-Small Tools Alloc	Office Supplies and Expenses	921	$ 3,744	$ -	$ 3,744	$ -	$ 3,744	$ 3,891
775	A_6790310-A&G Alloc to Capital	Administrative Expenses Transferred--Credit	922	$ (12,392,863)	$ 1,209,701	$ (11,183,161)	$ -	$ (11,183,161)	$ (11,622,898)
776	A_6100030-Consultants-Audit	Outside Services Employed	923	$ 163,193	$ -	$ 163,193	$ -	$ 163,193	$ 169,610
777	A_6100060-Consultants-Legal	Outside Services Employed	923	$ 976,061	$ -	$ 976,061	$ -	$ 976,061	$ 1,014,441
778	A_6100070-Consultants-Mgmt	Outside Services Employed	923	$ 7,401	$ -	$ 7,401	$ -	$ 7,401	$ 7,692
779	A_6100080-Consultants-Other	Outside Services Employed	923	$ 795,117	$ -	$ 795,117	$ -	$ 795,117	$ 826,382
780	A_6100100-Contractor Services	Outside Services Employed	923	$ 163,758	$ -	$ 163,758	$ -	$ 163,758	$ 170,197
781	A_6100150-Printing	Outside Services Employed	923	$ 928	$ -	$ 928	$ -	$ 928	$ 964
782	A_6100170-Hardware Maint/Svcs	Outside Services Employed	923	$ 4,791	$ -	$ 4,791	$ -	$ 4,791	$ 4,980
783	A_6100190-Software Maintenance	Outside Services Employed	923	$ 384,393	$ -	$ 384,393	$ -	$ 384,393	$ 399,508
784	A_6700503-Ins-Crime & Fidelity	Property Insurance	924	$ 9,817	$ 768	$ 10,585	$ (10,585)	$ -	$ -
785	A_6700514-Ins-Property	Property Insurance	924	$ 351,251	$ 1,726	$ 352,977	$ (352,977)	$ -	$ -
786	A_6030040-EE Meals 50% Deduct	Injuries and Damages	925	$ 72	$ -	$ 72	$ -	$ 72	$ 75

NMGC Exhibit ECB-5
Page 505 of 596

NEW MEXICO GAS COMPANY, INC.

Operations and Maintenance Summary
Base Period - 12 Months Ending March 31, 2023
Future Test Year - 12 Months Ending September 30, 2025

	A	B	C	V	W	X	Y	Z	AA
3	Description	Account Name	FERC Acct	Total Linkage 1 Period Separately Forecasted Items	Linkage 1 Ending 3/31/2024	Escalated Linkage 2 - Results of Pure Escalation of 1.62%	Total Linkage 2 Period Separately Forecasted Items	Linkage 2 Ending 9/30/2024	Escalated Test Year - Results of Pure Escalation of 2.90%
738	**Administrative & General Expenses - Operation:**								
739	A_6010000-1001/A6010000	Administrative & General Salaries	920	$ -	$ 3,542	$ 3,600	$ -	$ 3,600	$ 3,704
740	A_6010010-1001/R6010010	Administrative & General Salaries	920	$ -	$ (472)	$ (479)	$ -	$ (479)	$ (493)
741	A_6010110-Labor Exempt ST	Administrative & General Salaries	920	$ 7,792,987	$ 7,792,987	$ -	$ 7,927,019	$ 7,927,019	$ -
742	A_6010130-Labor Exempt NonProd	Administrative & General Salaries	920	$ 1,379,141	$ 1,379,141	$ -	$ 1,402,861	$ 1,402,861	$ -
743	A_6010210-Labor NonExm ST	Administrative & General Salaries	920	$ 599,559	$ 599,559	$ -	$ 609,871	$ 609,871	$ -
744	A_6010220-Labor NonExm OT	Administrative & General Salaries	920	$ 18,577	$ 18,577	$ -	$ 18,896	$ 18,896	$ -
745	A_6010230-Labor NonExm NonProd	Administrative & General Salaries	920	$ 109,090	$ 109,090	$ -	$ 110,967	$ 110,967	$ -
746	A_6010400-Labor Severance	Administrative & General Salaries	920	$ -	$ -	$ -	$ -	$ -	$ -
747	A_6010910-Labor OffCycle Bonus	Administrative & General Salaries	920	$ 129,143	$ 129,143	$ -	$ 131,364	$ 131,364	$ -
748	A_6010990-Labor Seconded Empl	Administrative & General Salaries	920	$ 454,995	$ 454,995	$ -	$ 462,821	$ 462,821	$ -
749	A_6018999-Labor Exp Reclass	Administrative & General Salaries	920	$ (75)	$ (75)	$ -	$ (77)	$ (77)	$ -
750	A_6020900-Employee Incentive	Administrative & General Salaries	920	$ 5,668,106	$ 5,668,106	$ -	$ 5,765,592	$ 5,765,592	$ -
751	A_6790199-Fees-Miscellaneous	Administrative & General Salaries	920	$ -	$ 5,697	$ 5,789	$ -	$ 5,789	$ 5,957
752	A_6790800-Other Oper-Misc	Administrative & General Salaries	920	$ -	$ (81,617)	$ (82,942)	$ -	$ (82,942)	$ (85,347)
753	A_6030010-EE ProfDue Subs Fees	Office Supplies and Expenses	921	$ -	$ 260,665	$ 264,896	$ -	$ 264,896	$ 272,576
754	A_6030040-EE Meals 50% Deduct	Office Supplies and Expenses	921	$ -	$ 64,373	$ 65,417	$ -	$ 65,417	$ 67,314
755	A_6030050-EE Mileage	Office Supplies and Expenses	921	$ -	$ 1,472	$ 1,496	$ -	$ 1,496	$ 1,539
756	A_6030060-EE Shoes Uniforms	Office Supplies and Expenses	921	$ -	$ 1,192	$ 1,211	$ -	$ 1,211	$ 1,246
757	A_6030070-EE Training	Office Supplies and Expenses	921	$ -	$ 173,974	$ 176,798	$ -	$ 176,798	$ 181,924
758	A_6030080-EE Travel Lodging	Office Supplies and Expenses	921	$ -	$ 124,106	$ 126,120	$ -	$ 126,120	$ 129,777
759	A_6030091-EE Apprec and Gifts	Office Supplies and Expenses	921	$ -	$ 6,102	$ 6,201	$ -	$ 6,201	$ 6,381
760	A_6030800-EE Miscellaneous	Office Supplies and Expenses	921	$ -	$ 196,939	$ 200,135	$ -	$ 200,135	$ 205,938
761	A_6400010-M&S FurnOffEquip	Office Supplies and Expenses	921	$ -	$ 112,484	$ 114,309	$ -	$ 114,309	$ 117,624
762	A_6400020-M&S Gen Office	Office Supplies and Expenses	921	$ -	$ 29,748	$ 30,231	$ -	$ 30,231	$ 31,107
763	A_6400070-M&S Safety	Office Supplies and Expenses	921	$ -	$ 3,643	$ 3,702	$ -	$ 3,702	$ 3,809
764	A_6400080-M&S Vehicle Fuel	Office Supplies and Expenses	921	$ -	$ 281	$ 285	$ -	$ 285	$ 293
765	A_6400100-M&S OS Purchases	Office Supplies and Expenses	921	$ -	$ 104,853	$ 106,555	$ -	$ 106,555	$ 109,645
766	A_6400500-M&S Parts	Office Supplies and Expenses	921	$ -	$ 4,141	$ 4,209	$ -	$ 4,209	$ 4,331
767	A_6400510-M&S Small Tools	Office Supplies and Expenses	921	$ -	$ 2,296	$ 2,333	$ -	$ 2,333	$ 2,401
768	A_6500010-Transport-Vehicle	Office Supplies and Expenses	921	$ -	$ 106	$ 108	$ -	$ 108	$ 111
769	A_6730030-Utilities-Telecom	Office Supplies and Expenses	921	$ -	$ 156,087	$ 158,620	$ -	$ 158,620	$ 163,219
770	A_6730800-Utilities-Other	Office Supplies and Expenses	921	$ -	$ (22,802)	$ (23,172)	$ -	$ (23,172)	$ (23,844)
771	A_6790101-Fees-Bank	Office Supplies and Expenses	921	$ -	$ 82,654	$ 83,995	$ -	$ 83,995	$ 86,431
772	A_6790230-Postage Ship Courier	Office Supplies and Expenses	921	$ -	$ 1,484	$ 1,508	$ -	$ 1,508	$ 1,552
773	A_6790321-Stores Allocation	Office Supplies and Expenses	921	$ -	$ 7,684	$ 7,809	$ -	$ 7,809	$ 8,035
774	A_6790322-Small Tools Alloc	Office Supplies and Expenses	921	$ -	$ 3,891	$ 3,954	$ -	$ 3,954	$ 4,069
775	A_6790310-A&G Alloc to Capital	Administrative Expenses Transferred--Credit	922	$ -	$ (11,622,898)	$ (11,811,541)	$ -	$ (11,811,541)	$ (12,154,006)
776	A_6100030-Consultants-Audit	Outside Services Employed	923	$ -	$ 169,610	$ 172,363	$ -	$ 172,363	$ 177,360
777	A_6100060-Consultants-Legal	Outside Services Employed	923	$ -	$ 1,014,441	$ 1,030,906	$ -	$ 1,030,906	$ 1,060,796
778	A_6100070-Consultants-Mgmt	Outside Services Employed	923	$ -	$ 7,692	$ 7,816	$ -	$ 7,816	$ 8,043
779	A_6100080-Consultants-Other	Outside Services Employed	923	$ -	$ 826,382	$ 839,795	$ -	$ 839,795	$ 864,144
780	A_6100100-Contractor Services	Outside Services Employed	923	$ 114,936	$ 285,133	$ 172,960	$ 172,425	$ 345,385	$ 177,974
781	A_6100150-Printing	Outside Services Employed	923	$ -	$ 964	$ 980	$ -	$ 980	$ 1,008
782	A_6100170-Hardware Maint/Svcs	Outside Services Employed	923	$ -	$ 4,980	$ 5,061	$ -	$ 5,061	$ 5,207
783	A_6100190-Software Maintenance	Outside Services Employed	923	$ -	$ 399,508	$ 405,992	$ -	$ 405,992	$ 417,764
784	A_6700503-Ins-Crime & Fidelity	Property Insurance	924	$ 12,442	$ 12,442	$ -	$ 12,779	$ 12,779	$ -
785	A_6700514-Ins-Property	Property Insurance	924	$ 400,385	$ 400,385	$ -	$ 416,788	$ 416,788	$ -
786	A_6030040-EE Meals 50% Deduct	Injuries and Damages	925	$ -	$ 75	$ 76	$ -	$ 76	$ 78

NMGC Exhibit ECB-5
Page 506 of 596

Sponsored by NMGC Witness Erik C. Buchanan

630 Schedule H-1.3 Test Period

NEW MEXICO GAS COMPANY, INC.

Operations and Maintenance Summary
Base Period - 12 Months Ending March 31, 2023
Future Test Year - 12 Months Ending September 30, 2025

	A	B	C	AB	AC	AD	AE	AF
3	Description	Account Name	FERC Acct	Total Test Period Separately Forecasted Items	10/31/2024	11/30/2024	12/31/2024	1/31/2025
738	**Administrative & General Expenses - Operation:**							
739	A_6010000-1001/A6010000	Administrative & General Salaries	920	$ -	$ 309	$ 309	$ 309	$ 309
740	A_6010010-1001/R6010010	Administrative & General Salaries	920	$ -	$ (41)	$ (41)	$ (41)	$ (41)
741	A_6010110-Labor Exempt ST	Administrative & General Salaries	920	$ 8,816,956	$ 734,746	$ 734,746	$ 734,746	$ 734,746
742	A_6010130-Labor Exempt NonProd	Administrative & General Salaries	920	$ 1,560,354	$ 130,030	$ 130,030	$ 130,030	$ 130,030
743	A_6010210-Labor NonExm ST	Administrative & General Salaries	920	$ 678,339	$ 56,528	$ 56,528	$ 56,528	$ 56,528
744	A_6010220-Labor NonExm OT	Administrative & General Salaries	920	$ 21,018	$ 1,751	$ 1,751	$ 1,751	$ 1,751
745	A_6010230-Labor NonExm NonProd	Administrative & General Salaries	920	$ 123,424	$ 10,285	$ 10,285	$ 10,285	$ 10,285
746	A_6010400-Labor Severance	Administrative & General Salaries	920	$ -	$ -	$ -	$ -	$ -
747	A_6010910-Labor OffCycle Bonus	Administrative & General Salaries	920	$ 146,112	$ 12,176	$ 12,176	$ 12,176	$ 12,176
748	A_6010990-Labor Seconded Empl	Administrative & General Salaries	920	$ 514,780	$ 42,898	$ 42,898	$ 42,898	$ 42,898
749	A_6018999-Labor Exp Reclass	Administrative & General Salaries	920	$ (85)	$ (7)	$ (7)	$ (7)	$ (7)
750	A_6020900-Employee Incentive	Administrative & General Salaries	920	$ 6,412,873	$ 534,406	$ 534,406	$ 534,406	$ 534,406
751	A_6790199-Fees-Miscellaneous	Administrative & General Salaries	920	$ -	$ 496	$ 496	$ 496	$ 496
752	A_6790800-Other Oper-Misc	Administrative & General Salaries	920	$ -	$ (7,112)	$ (7,112)	$ (7,112)	$ (7,112)
753	A_6030010-EE ProfDue Subs Fees	Office Supplies and Expenses	921	$ -	$ 22,715	$ 22,715	$ 22,715	$ 22,715
754	A_6030040-EE Meals 50% Deduct	Office Supplies and Expenses	921	$ -	$ 5,610	$ 5,610	$ 5,610	$ 5,610
755	A_6030050-EE Mileage	Office Supplies and Expenses	921	$ -	$ 128	$ 128	$ 128	$ 128
756	A_6030060-EE Shoes Uniforms	Office Supplies and Expenses	921	$ -	$ 104	$ 104	$ 104	$ 104
757	A_6030070-EE Training	Office Supplies and Expenses	921	$ -	$ 15,160	$ 15,160	$ 15,160	$ 15,160
758	A_6030080-EE Travel Lodging	Office Supplies and Expenses	921	$ -	$ 10,815	$ 10,815	$ 10,815	$ 10,815
759	A_6030091-EE Apprec and Gifts	Office Supplies and Expenses	921	$ -	$ 532	$ 532	$ 532	$ 532
760	A_6030800-EE Miscellaneous	Office Supplies and Expenses	921	$ -	$ 17,161	$ 17,161	$ 17,161	$ 17,161
761	A_6400010-M&S FurnOffEquip	Office Supplies and Expenses	921	$ -	$ 9,802	$ 9,802	$ 9,802	$ 9,802
762	A_6400020-M&S Gen Office	Office Supplies and Expenses	921	$ -	$ 2,592	$ 2,592	$ 2,592	$ 2,592
763	A_6400070-M&S Safety	Office Supplies and Expenses	921	$ -	$ 317	$ 317	$ 317	$ 317
764	A_6400080-M&S Vehicle Fuel	Office Supplies and Expenses	921	$ -	$ 24	$ 24	$ 24	$ 24
765	A_6400100-M&S OS Purchases	Office Supplies and Expenses	921	$ -	$ 9,137	$ 9,137	$ 9,137	$ 9,137
766	A_6400500-M&S Parts	Office Supplies and Expenses	921	$ -	$ 361	$ 361	$ 361	$ 361
767	A_6400510-M&S Small Tools	Office Supplies and Expenses	921	$ -	$ 200	$ 200	$ 200	$ 200
768	A_6500010-Transport-Vehicle	Office Supplies and Expenses	921	$ -	$ 9	$ 9	$ 9	$ 9
769	A_6730030-Utilities-Telecom	Office Supplies and Expenses	921	$ -	$ 13,602	$ 13,602	$ 13,602	$ 13,602
770	A_6730800-Utilities-Other	Office Supplies and Expenses	921	$ -	$ (1,987)	$ (1,987)	$ (1,987)	$ (1,987)
771	A_6790101-Fees-Bank	Office Supplies and Expenses	921	$ -	$ 7,203	$ 7,203	$ 7,203	$ 7,203
772	A_6790230-Postage Ship Courier	Office Supplies and Expenses	921	$ -	$ 129	$ 129	$ 129	$ 129
773	A_6790321-Stores Allocation	Office Supplies and Expenses	921	$ -	$ 670	$ 670	$ 670	$ 670
774	A_6790322-Small Tools Alloc	Office Supplies and Expenses	921	$ -	$ 339	$ 339	$ 339	$ 339
775	A_6790310-A&G Alloc to Capital	Administrative Expenses Transferred--Credit	922	$ -	$ (1,012,834)	$ (1,012,834)	$ (1,012,834)	$ (1,012,834)
776	A_6100030-Consultants-Audit	Outside Services Employed	923	$ -	$ 14,780	$ 14,780	$ 14,780	$ 14,780
777	A_6100060-Consultants-Legal	Outside Services Employed	923	$ -	$ 88,400	$ 88,400	$ 88,400	$ 88,400
778	A_6100070-Consultants-Mgmt	Outside Services Employed	923	$ -	$ 670	$ 670	$ 670	$ 670
779	A_6100080-Consultants-Other	Outside Services Employed	923	$ -	$ 72,012	$ 72,012	$ 72,012	$ 72,012
780	A_6100100-Contractor Services	Outside Services Employed	923	$ 172,440	$ 29,201	$ 29,201	$ 29,201	$ 29,201
781	A_6100150-Printing	Outside Services Employed	923	$ -	$ 84	$ 84	$ 84	$ 84
782	A_6100170-Hardware Maint/Svcs	Outside Services Employed	923	$ 311,000	$ 26,351	$ 26,351	$ 26,351	$ 26,351
783	A_6100190-Software Maintenance	Outside Services Employed	923	$ -	$ 34,814	$ 34,814	$ 34,814	$ 34,814
784	A_6700503-Ins-Crime & Fidelity	Property Insurance	924	$ 13,482	$ 1,123	$ 1,123	$ 1,123	$ 1,123
785	A_6700514-Ins-Property	Property Insurance	924	$ 451,195	$ 37,600	$ 37,600	$ 37,600	$ 37,600
786	A_6030040-EE Meals 50% Deduct	Injuries and Damages	925	$ -	$ 7	$ 7	$ 7	$ 7

NMGC Exhibit ECB-5
Page 507 of 596

NEW MEXICO GAS COMPANY, INC.

Operations and Maintenance Summary
Base Period - 12 Months Ending March 31, 2023
Future Test Year - 12 Months Ending September 30, 2025

	A	B	C	AG	AH	AI	AJ	AK
3	Description	Account Name	FERC Acct	2/28/2025	3/31/2025	4/30/2025	5/31/2025	6/30/2025
738	**Administrative & General Expenses - Operation:**							
739	A_6010000-1001/A6010000	Administrative & General Salaries	920	$ 309	$ 309	$ 309	$ 309	$ 309
740	A_6010010-1001/R6010010	Administrative & General Salaries	920	$ (41)	$ (41)	$ (41)	$ (41)	$ (41)
741	A_6010110-Labor Exempt ST	Administrative & General Salaries	920	$ 734,746	$ 734,746	$ 734,746	$ 734,746	$ 734,746
742	A_6010130-Labor Exempt NonProd	Administrative & General Salaries	920	$ 130,030	$ 130,030	$ 130,030	$ 130,030	$ 130,030
743	A_6010210-Labor NonExm ST	Administrative & General Salaries	920	$ 56,528	$ 56,528	$ 56,528	$ 56,528	$ 56,528
744	A_6010220-Labor NonExm OT	Administrative & General Salaries	920	$ 1,751	$ 1,751	$ 1,751	$ 1,751	$ 1,751
745	A_6010230-Labor NonExm NonProd	Administrative & General Salaries	920	$ 10,285	$ 10,285	$ 10,285	$ 10,285	$ 10,285
746	A_6010400-Labor Severance	Administrative & General Salaries	920	$ -	$ -	$ -	$ -	$ -
747	A_6010910-Labor OffCycle Bonus	Administrative & General Salaries	920	$ 12,176	$ 12,176	$ 12,176	$ 12,176	$ 12,176
748	A_6010990-Labor Seconded Empl	Administrative & General Salaries	920	$ 42,898	$ 42,898	$ 42,898	$ 42,898	$ 42,898
749	A_6018999-Labor Exp Reclass	Administrative & General Salaries	920	$ (7)	$ (7)	$ (7)	$ (7)	$ (7)
750	A_6020900-Employee Incentive	Administrative & General Salaries	920	$ 534,406	$ 534,406	$ 534,406	$ 534,406	$ 534,406
751	A_6790199-Fees-Miscellaneous	Administrative & General Salaries	920	$ 496	$ 496	$ 496	$ 496	$ 496
752	A_6790800-Other Oper-Misc	Administrative & General Salaries	920	$ (7,112)	$ (7,112)	$ (7,112)	$ (7,112)	$ (7,112)
753	A_6030010-EE ProfDue Subs Fees	Office Supplies and Expenses	921	$ 22,715	$ 22,715	$ 22,715	$ 22,715	$ 22,715
754	A_6030040-EE Meals 50% Deduct	Office Supplies and Expenses	921	$ 5,610	$ 5,610	$ 5,610	$ 5,610	$ 5,610
755	A_6030050-EE Mileage	Office Supplies and Expenses	921	$ 128	$ 128	$ 128	$ 128	$ 128
756	A_6030060-EE Shoes Uniforms	Office Supplies and Expenses	921	$ 104	$ 104	$ 104	$ 104	$ 104
757	A_6030070-EE Training	Office Supplies and Expenses	921	$ 15,160	$ 15,160	$ 15,160	$ 15,160	$ 15,160
758	A_6030080-EE Travel Lodging	Office Supplies and Expenses	921	$ 10,815	$ 10,815	$ 10,815	$ 10,815	$ 10,815
759	A_6030091-EE Apprec and Gifts	Office Supplies and Expenses	921	$ 532	$ 532	$ 532	$ 532	$ 532
760	A_6030800-EE Miscellaneous	Office Supplies and Expenses	921	$ 17,161	$ 17,161	$ 17,161	$ 17,161	$ 17,161
761	A_6400010-M&S FurnOffEquip	Office Supplies and Expenses	921	$ 9,802	$ 9,802	$ 9,802	$ 9,802	$ 9,802
762	A_6400020-M&S Gen Office	Office Supplies and Expenses	921	$ 2,592	$ 2,592	$ 2,592	$ 2,592	$ 2,592
763	A_6400070-M&S Safety	Office Supplies and Expenses	921	$ 317	$ 317	$ 317	$ 317	$ 317
764	A_6400080-M&S Vehicle Fuel	Office Supplies and Expenses	921	$ 24	$ 24	$ 24	$ 24	$ 24
765	A_6400100-M&S OS Purchases	Office Supplies and Expenses	921	$ 9,137	$ 9,137	$ 9,137	$ 9,137	$ 9,137
766	A_6400500-M&S Parts	Office Supplies and Expenses	921	$ 361	$ 361	$ 361	$ 361	$ 361
767	A_6400510-M&S Small Tools	Office Supplies and Expenses	921	$ 200	$ 200	$ 200	$ 200	$ 200
768	A_6500010-Transport-Vehicle	Office Supplies and Expenses	921	$ 9	$ 9	$ 9	$ 9	$ 9
769	A_6730030-Utilities-Telecom	Office Supplies and Expenses	921	$ 13,602	$ 13,602	$ 13,602	$ 13,602	$ 13,602
770	A_6730800-Utilities-Other	Office Supplies and Expenses	921	$ (1,987)	$ (1,987)	$ (1,987)	$ (1,987)	$ (1,987)
771	A_6790101-Fees-Bank	Office Supplies and Expenses	921	$ 7,203	$ 7,203	$ 7,203	$ 7,203	$ 7,203
772	A_6790230-Postage Ship Courier	Office Supplies and Expenses	921	$ 129	$ 129	$ 129	$ 129	$ 129
773	A_6790321-Stores Allocation	Office Supplies and Expenses	921	$ 670	$ 670	$ 670	$ 670	$ 670
774	A_6790322-Small Tools Alloc	Office Supplies and Expenses	921	$ 339	$ 339	$ 339	$ 339	$ 339
775	A_6790310-A&G Alloc to Capital	Administrative Expenses Transferred--Credit	922	$ (1,012,834)	$ (1,012,834)	$ (1,012,834)	$ (1,012,834)	$ (1,012,834)
776	A_6100030-Consultants-Audit	Outside Services Employed	923	$ 14,780	$ 14,780	$ 14,780	$ 14,780	$ 14,780
777	A_6100060-Consultants-Legal	Outside Services Employed	923	$ 88,400	$ 88,400	$ 88,400	$ 88,400	$ 88,400
778	A_6100070-Consultants-Mgmt	Outside Services Employed	923	$ 670	$ 670	$ 670	$ 670	$ 670
779	A_6100080-Consultants-Other	Outside Services Employed	923	$ 72,012	$ 72,012	$ 72,012	$ 72,012	$ 72,012
780	A_6100100-Contractor Services	Outside Services Employed	923	$ 29,201	$ 29,201	$ 29,201	$ 29,201	$ 29,201
781	A_6100150-Printing	Outside Services Employed	923	$ 84	$ 84	$ 84	$ 84	$ 84
782	A_6100170-Hardware Maint/Svcs	Outside Services Employed	923	$ 26,351	$ 26,351	$ 26,351	$ 26,351	$ 26,351
783	A_6100190-Software Maintenance	Outside Services Employed	923	$ 34,814	$ 34,814	$ 34,814	$ 34,814	$ 34,814
784	A_6700503-Ins-Crime & Fidelity	Property Insurance	924	$ 1,123	$ 1,123	$ 1,123	$ 1,123	$ 1,123
785	A_6700514-Ins-Property	Property Insurance	924	$ 37,600	$ 37,600	$ 37,600	$ 37,600	$ 37,600
786	A_6030040-EE Meals 50% Deduct	Injuries and Damages	925	$ 7	$ 7	$ 7	$ 7	$ 7

NMGC Exhibit ECB-5
Page 508 of 596

Sponsored by NMGC Witness Erik C. Buchanan

630 Schedule H-1.3 Test Period

NEW MEXICO GAS COMPANY, INC.

Operations and Maintenance Summary
Base Period - 12 Months Ending March 31, 2023
Future Test Year - 12 Months Ending September 30, 2025

	A	B	C	AL	AM	AN	AO
3	Description	Account Name	FERC Acct	7/31/2025	8/31/2025	9/30/2025	Future Test Year Ending 9/30/2025
738	**Administrative & General Expenses - Operation:**						
739	A_6010000-1001/A6010000	Administrative & General Salaries	920	$ 309	$ 309	$ 309	$ 3,704
740	A_6010010-1001/R6010010	Administrative & General Salaries	920	$ (41)	$ (41)	$ (41)	$ (493)
741	A_6010110-Labor Exempt ST	Administrative & General Salaries	920	$ 734,746	$ 734,746	$ 734,746	$ 8,816,956
742	A_6010130-Labor Exempt NonProd	Administrative & General Salaries	920	$ 130,030	$ 130,030	$ 130,030	$ 1,560,354
743	A_6010210-Labor NonExm ST	Administrative & General Salaries	920	$ 56,528	$ 56,528	$ 56,528	$ 678,339
744	A_6010220-Labor NonExm OT	Administrative & General Salaries	920	$ 1,751	$ 1,751	$ 1,751	$ 21,018
745	A_6010230-Labor NonExm NonProd	Administrative & General Salaries	920	$ 10,285	$ 10,285	$ 10,285	$ 123,424
746	A_6010400-Labor Severance	Administrative & General Salaries	920	$ -	$ -	$ -	$ -
747	A_6010910-Labor OffCycle Bonus	Administrative & General Salaries	920	$ 12,176	$ 12,176	$ 12,176	$ 146,112
748	A_6010990-Labor Seconded Empl	Administrative & General Salaries	920	$ 42,898	$ 42,898	$ 42,898	$ 514,780
749	A_6018999-Labor Exp Reclass	Administrative & General Salaries	920	$ (7)	$ (7)	$ (7)	$ (85)
750	A_6020900-Employee Incentive	Administrative & General Salaries	920	$ 534,406	$ 534,406	$ 534,406	$ 6,412,873
751	A_6790199-Fees-Miscellaneous	Administrative & General Salaries	920	$ 496	$ 496	$ 496	$ 5,957
752	A_6790800-Other Oper-Misc	Administrative & General Salaries	920	$ (7,112)	$ (7,112)	$ (7,112)	$ (85,347)
753	A_6030010-EE ProfDue Subs Fees	Office Supplies and Expenses	921	$ 22,715	$ 22,715	$ 22,715	$ 272,576
754	A_6030040-EE Meals 50% Deduct	Office Supplies and Expenses	921	$ 5,610	$ 5,610	$ 5,610	$ 67,314
755	A_6030050-EE Mileage	Office Supplies and Expenses	921	$ 128	$ 128	$ 128	$ 1,539
756	A_6030060-EE Shoes Uniforms	Office Supplies and Expenses	921	$ 104	$ 104	$ 104	$ 1,246
757	A_6030070-EE Training	Office Supplies and Expenses	921	$ 15,160	$ 15,160	$ 15,160	$ 181,924
758	A_6030080-EE Travel Lodging	Office Supplies and Expenses	921	$ 10,815	$ 10,815	$ 10,815	$ 129,777
759	A_6030091-EE Apprec and Gifts	Office Supplies and Expenses	921	$ 532	$ 532	$ 532	$ 6,381
760	A_6030800-EE Miscellaneous	Office Supplies and Expenses	921	$ 17,161	$ 17,161	$ 17,161	$ 205,938
761	A_6400010-M&S FurnOffEquip	Office Supplies and Expenses	921	$ 9,802	$ 9,802	$ 9,802	$ 117,624
762	A_6400020-M&S Gen Office	Office Supplies and Expenses	921	$ 2,592	$ 2,592	$ 2,592	$ 31,107
763	A_6400070-M&S Safety	Office Supplies and Expenses	921	$ 317	$ 317	$ 317	$ 3,809
764	A_6400080-M&S Vehicle Fuel	Office Supplies and Expenses	921	$ 24	$ 24	$ 24	$ 293
765	A_6400100-M&S OS Purchases	Office Supplies and Expenses	921	$ 9,137	$ 9,137	$ 9,137	$ 109,645
766	A_6400500-M&S Parts	Office Supplies and Expenses	921	$ 361	$ 361	$ 361	$ 4,331
767	A_6400510-M&S Small Tools	Office Supplies and Expenses	921	$ 200	$ 200	$ 200	$ 2,401
768	A_6500010-Transport-Vehicle	Office Supplies and Expenses	921	$ 9	$ 9	$ 9	$ 111
769	A_6730030-Utilities-Telecom	Office Supplies and Expenses	921	$ 13,602	$ 13,602	$ 13,602	$ 163,219
770	A_6730800-Utilities-Other	Office Supplies and Expenses	921	$ (1,987)	$ (1,987)	$ (1,987)	$ (23,844)
771	A_6790101-Fees-Bank	Office Supplies and Expenses	921	$ 7,203	$ 7,203	$ 7,203	$ 86,431
772	A_6790230-Postage Ship Courier	Office Supplies and Expenses	921	$ 129	$ 129	$ 129	$ 1,552
773	A_6790321-Stores Allocation	Office Supplies and Expenses	921	$ 670	$ 670	$ 670	$ 8,035
774	A_6790322-Small Tools Alloc	Office Supplies and Expenses	921	$ 339	$ 339	$ 339	$ 4,069
775	A_6790310-A&G Alloc to Capital	Administrative Expenses Transferred--Credit	922	$ (1,012,834)	$ (1,012,834)	$ (1,012,834)	$ (12,154,006)
776	A_6100030-Consultants-Audit	Outside Services Employed	923	$ 14,780	$ 14,780	$ 14,780	$ 177,360
777	A_6100060-Consultants-Legal	Outside Services Employed	923	$ 88,400	$ 88,400	$ 88,400	$ 1,060,796
778	A_6100070-Consultants-Mgmt	Outside Services Employed	923	$ 670	$ 670	$ 670	$ 8,043
779	A_6100080-Consultants-Other	Outside Services Employed	923	$ 72,012	$ 72,012	$ 72,012	$ 864,144
780	A_6100100-Contractor Services	Outside Services Employed	923	$ 29,201	$ 29,201	$ 29,201	$ 350,415
781	A_6100150-Printing	Outside Services Employed	923	$ 84	$ 84	$ 84	$ 1,008
782	A_6100170-Hardware Maint/Svcs	Outside Services Employed	923	$ 26,351	$ 26,351	$ 26,351	$ 316,207
783	A_6100190-Software Maintenance	Outside Services Employed	923	$ 34,814	$ 34,814	$ 34,814	$ 417,764
784	A_6700503-Ins-Crime & Fidelity	Property Insurance	924	$ 1,123	$ 1,123	$ 1,123	$ 13,482
785	A_6700514-Ins-Property	Property Insurance	924	$ 37,600	$ 37,600	$ 37,600	$ 451,195
786	A_6030040-EE Meals 50% Deduct	Injuries and Damages	925	$ 7	$ 7	$ 7	$ 78

NMGC Exhibit ECB-5
Page 509 of 596

Sponsored by NMGC Witness Erik C. Buchanan

630 Schedule H-1.3 Test Period

NEW MEXICO GAS COMPANY, INC.

Operations and Maintenance Summary
Base Period - 12 Months Ending March 31, 2023
Future Test Year - 12 Months Ending September 30, 2025

	A	B	C	D	E	F	G	H	I
3	Description	Account Name	FERC Acct	4/30/2022	5/31/2022	6/30/2022	7/31/2022	8/31/2022	9/30/2022
787	A_6030080-EE Travel Lodging	Injuries and Damages	925	$ -	$ -	$ -	$ -	$ 1,499	$ -
788	A_6100080-Consultants-Other	Injuries and Damages	925	$ -	$ -	$ -	$ -	$ -	$ 4,003
789	A_6700500-Ins-Automobile	Injuries and Damages	925	$ 28,502	$ 22,031	$ 18,000	$ 22,832	$ 22,916	$ 23,923
790	A_6700502-Ins-Brokerage Fees	Injuries and Damages	925	$ (111)	$ -	$ -	$ (8,600)	$ 889	$ -
791	A_6700504-Ins-Director&Officer	Injuries and Damages	925	$ 3,896	$ 3,896	$ 3,896	$ 3,896	$ 3,896	$ 3,896
792	A_6700506-Ins-Excess Auto	Injuries and Damages	925	$ 6,693	$ 6,693	$ 8,400	$ 12,208	$ 10,304	$ 10,304
793	A_6700507-Ins-Excess Gen Liab	Injuries and Damages	925	$ 303,683	$ 315,134	$ 371,535	$ 331,585	$ 350,289	$ 342,284
794	A_6700508-Ins-Fiduciary	Injuries and Damages	925	$ 444	$ 444	$ 444	$ 444	$ 444	$ 444
795	A_6700509-Ins-I&D Reserves	Injuries and Damages	925	$ -	$ -	$ -	$ 78,133	$ -	$ 39,473
796	A_6700516-Ins-Special Risk	Injuries and Damages	925	$ 85	$ 85	$ 85	$ 85	$ 85	$ 85
797	A_6700518-Ins-Travel Accident	Injuries and Damages	925	$ 114	$ 114	$ 114	$ 114	$ 114	$ 114
798	A_6700519-Ins-WC Excess	Injuries and Damages	925	$ 7,214	$ 7,288	$ 17,183	$ 17,661	$ 17,610	$ 10,359
799	A_6700520-Ins-WC States	Injuries and Damages	925	$ 18,167	$ 18,051	$ 20,212	$ 16,973	$ 18,543	$ 18,466
800	A_6700599-Ins-Other	Injuries and Damages	925	$ 3,704	$ 3,887	$ 4,637	$ 4,444	$ 3,545	$ 5,045
801	A_6790199-Fees-Miscellaneous	Injuries and Damages	925	$ -	$ -	$ -	$ -	$ 3	$ -
802	A_6790315-I&D Alloc to Capital	Injuries and Damages	925	$ (33,137)	$ (31,615)	$ (35,042)	$ (63,484)	$ (138,002)	$ (132,074)
803	A_6020000-1001/A6020000	Employee Pensions and Benefits	926	$ 2,144	$ (23,402)	$ (14,309)	$ 3,467	$ 1,769	$ (6,286)
804	A_6020010-Ben Plan Admin Fee	Employee Pensions and Benefits	926	$ 2,983	$ 4,100	$ 12,414	$ 4,077	$ 469	$ 12,586
805	A_6020020-Tuition Reimbursement	Employee Pensions and Benefits	926	$ 4,222	$ 6,625	$ 34	$ 1,755	$ 6,347	$ 2
806	A_6020030-Life Insurance	Employee Pensions and Benefits	926	$ 25,480	$ 15,617	$ 8,508	$ 8,227	$ 7,600	$ 509
807	A_6020040-LT Care Insurance	Employee Pensions and Benefits	926	$ 3,333	$ 3,200	$ 12,551	$ -	$ -	$ -
808	A_6020050-Medical Insur-Active	Employee Pensions and Benefits	926	$ 562,408	$ 1,002,446	$ 44,051	$ 590,634	$ 655,090	$ 620,445
809	A_6020060-Pensions	Employee Pensions and Benefits	926	$ 193,149	$ 191,925	$ 239,444	$ 201,652	$ 199,640	$ 198,756
810	A_6020080-PostRtFAS106-Active	Employee Pensions and Benefits	926	$ 2,121	$ 2,144	$ 2,097	$ (315)	$ 1,871	$ 1,791
811	A_6020100-LT Incentive Exp	Employee Pensions and Benefits	926	$ -	$ -	$ 539,349	$ -	$ -	$ 282,077
812	A_6020101-Employee Def Comp	Employee Pensions and Benefits	926	$ -	$ -	$ 44,891	$ -	$ -	$ (11,211)
813	A_6020110-Employee Wellness	Employee Pensions and Benefits	926	$ 3,232	$ 1,245	$ 304	$ 5,902	$ 610	$ 15
814	A_6020130-Emplr 401KFixed Mtch	Employee Pensions and Benefits	926	$ 153,144	$ 148,504	$ 217,379	$ 154,120	$ 151,820	$ 145,864
815	A_6020131-Emplr 401K-IBEW Plan	Employee Pensions and Benefits	926	$ 610	$ 709	$ 1,792	$ 1,148	$ 1,515	$ 896
816	A_6020140-Emplr 401KPerf Match	Employee Pensions and Benefits	926	$ -	$ -	$ -	$ -	$ -	$ 1,031
817	A_6020170-LTDisability FAS112	Employee Pensions and Benefits	926	$ -	$ -	$ -	$ -	$ 25,000	$ -
818	A_6020180-LTDisability Premium	Employee Pensions and Benefits	926	$ 56,271	$ 15,393	$ 7,553	$ 29,668	$ 15,509	$ 15,590
819	A_6020220-Vacations (accrual)	Employee Pensions and Benefits	926	$ 25,235	$ 25,235	$ 25,235	$ 25,235	$ 25,235	$ 25,235
820	A_6020230-Restoration Plan Exp	Employee Pensions and Benefits	926	$ 8,828	$ 2,193	$ 39,652	$ (3,723)	$ 2,879	$ 2,867
821	A_6020240-Emplr Mtch Stk Purch	Employee Pensions and Benefits	926	$ -	$ -	$ 10,516	$ -	$ 11,939	$ -
822	A_6020800-Benefits-Other	Employee Pensions and Benefits	926	$ 3,262	$ 21,897	$ 46,540	$ 3,421	$ 15,894	$ 36,493
823	A_6020920-Emp Service Awards	Employee Pensions and Benefits	926	$ -	$ 4,999	$ 11	$ -	$ 20	$ -
824	A_6028999-Benefits Fringe Rcls	Employee Pensions and Benefits	926	$ -	$ -	$ 4,898	$ (400)	$ (4)	$ 22
825	A_6790199-Fees-Miscellaneous	Employee Pensions and Benefits	926	$ 349	$ -	$ -	$ -	$ -	$ -
826	A_6790800-Other Oper-Misc	Employee Pensions and Benefits	926	$ -	$ -	$ (16,347)	$ -	$ -	$ (28,162)
827	A_7204020-FAS106 Act NonSvc	Employee Pensions and Benefits	926	$ (9,806)	$ (9,806)	$ (9,806)	$ (39,962)	$ (14,114)	$ (14,114)
828	A_7204030-FAS106 Ret NonSvc	Employee Pensions and Benefits	926	$ (5,761)	$ (5,761)	$ (5,761)	$ (31,689)	$ (9,465)	$ (9,465)
829	A_6791000-Rate Case Expense	Regulatory Commission Expenses	928	$ 82,427	$ 82,427	$ 82,427	$ 82,427	$ 82,427	$ 82,427
830	A_6710800-ST Rent-Other	Rents	931	$ -	$ -	$ -	$ -	$ -	$ 59
831	A_6720020-LTLease-NonOffEquip	Rents	931	$ 24,215	$ 12,080	$ 12,613	$ 5,966	$ 11,764	$ 6,163
832	A_6720800-LTLease--Other	Rents	931	$ 5,253	$ 1,988	$ 8,252	$ 2,682	$ 2,012	$ 5,387
833	A_6790326-Facilities Alloc	Rents	931	$ 34,198	$ 26,525	$ 29,367	$ 31,673	$ 41,175	$ 37,469
834	**Total Administrative & General Operation Expenses**			**$ 2,306,570**	**$ 2,553,945**	**$ 2,657,071**	**$ 2,242,576**	**$ 2,235,008**	**$ 1,694,112**
835									

NMGC Exhibit ECB-5
Page 510 of 596

Sponsored by NMGC Witness Erik C. Buchanan

630 Schedule H-1.3 Test Period

NEW MEXICO GAS COMPANY, INC.

Operations and Maintenance Summary
Base Period - 12 Months Ending March 31, 2023
Future Test Year - 12 Months Ending September 30, 2025

	A	B	C	J	K	L	M	N	O
3	Description	Account Name	FERC Acct	10/31/2022	11/30/2022	12/31/2022	1/31/2023	2/28/2023	3/31/2023
787	A_6030080-EE Travel Lodging	Injuries and Damages	925	$ -	$ -	$ 1,114	$ 3,588	$ -	$ -
788	A_6100080-Consultants-Other	Injuries and Damages	925	$ -	$ -	$ 14,506	$ -	$ -	$ -
789	A_6700500-Ins-Automobile	Injuries and Damages	925	$ 42,962	$ 17,916	$ 28,777	$ 24,790	$ 21,160	$ 39,531
790	A_6700502-Ins-Brokerage Fees	Injuries and Damages	925	$ -	$ -	$ 97,000	$ (24,889)	$ -	$ -
791	A_6700504-Ins-Director&Officer	Injuries and Damages	925	$ 3,896	$ 3,896	$ 3,896	$ 2,909	$ 2,909	$ 2,909
792	A_6700506-Ins-Excess Auto	Injuries and Damages	925	$ 10,304	$ 10,304	$ 10,304	$ 10,304	$ 10,304	$ 10,304
793	A_6700507-Ins-Excess Gen Liab	Injuries and Damages	925	$ 340,212	$ 342,046	$ 345,557	$ 344,948	$ 340,757	$ 343,146
794	A_6700508-Ins-Fiduciary	Injuries and Damages	925	$ 444	$ 444	$ 444	$ 403	$ 403	$ 403
795	A_6700509-Ins-I&D Reserves	Injuries and Damages	925	$ -	$ -	$ (386,501)	$ -	$ -	$ 30,058
796	A_6700516-Ins-Special Risk	Injuries and Damages	925	$ 85	$ 85	$ 85	$ 99	$ 99	$ 99
797	A_6700518-Ins-Travel Accident	Injuries and Damages	925	$ 114	$ 114	$ 114	$ -	$ -	$ 90
798	A_6700519-Ins-WC Excess	Injuries and Damages	925	$ 19,487	$ 63	$ 30,123	$ 27,271	$ 20,511	$ 11,865
799	A_6700520-Ins-WC States	Injuries and Damages	925	$ 18,813	$ 18,934	$ 18,295	$ 18,604	$ 18,487	$ 18,628
800	A_6700599-Ins-Other	Injuries and Damages	925	$ 5,045	$ 5,045	$ 5,045	$ 5,045	$ 5,045	$ 5,045
801	A_6790199-Fees-Miscellaneous	Injuries and Damages	925	$ -	$ -	$ -	$ 100	$ -	$ -
802	A_6790315-I&D Alloc to Capital	Injuries and Damages	925	$ (130,946)	$ (143,279)	$ (101,051)	$ (75,825)	$ (72,322)	$ (78,923)
803	A_6020000-1001/A6020000	Employee Pensions and Benefits	926	$ 3,476	$ 2,283	$ (51,412)	$ 859	$ (5,677)	$ 2,059
804	A_6020010-Ben Plan Admin Fee	Employee Pensions and Benefits	926	$ 3,451	$ 8,569	$ 10,536	$ 3,228	$ 934	$ (1,478)
805	A_6020020-Tuition Reimbursement	Employee Pensions and Benefits	926	$ 1,672	$ 7	$ 2,476	$ 1,048	$ 26	$ 2,565
806	A_6020030-Life Insurance	Employee Pensions and Benefits	926	$ 519	$ 16,090	$ 16,022	$ 8,374	$ -	$ 15,272
807	A_6020040-LT Care Insurance	Employee Pensions and Benefits	926	$ -	$ 6,320	$ 3,053	$ 6,448	$ 3,068	$ 3,088
808	A_6020050-Medical Insur-Active	Employee Pensions and Benefits	926	$ 701,201	$ 792,561	$ (114,876)	$ 652,737	$ 777,749	$ 655,932
809	A_6020060-Pensions	Employee Pensions and Benefits	926	$ 202,489	$ 203,851	$ 196,856	$ 180,292	$ 179,157	$ 179,992
810	A_6020080-PostRtFAS106-Active	Employee Pensions and Benefits	926	$ 1,821	$ 1,912	$ 1,676	$ 323	$ 321	$ 975
811	A_6020100-LT Incentive Exp	Employee Pensions and Benefits	926	$ -	$ -	$ 284,825	$ -	$ -	$ 347,237
812	A_6020101-Employee Def Comp	Employee Pensions and Benefits	926	$ -	$ -	$ (114,302)	$ -	$ -	$ 37,995
813	A_6020110-Employee Wellness	Employee Pensions and Benefits	926	$ 4,684	$ 3,258	$ 700	$ 8,310	$ 307	$ 561
814	A_6020130-Emplr 401KFixed Mtch	Employee Pensions and Benefits	926	$ 148,845	$ 140,699	$ 242,593	$ 158,992	$ 165,801	$ 145,751
815	A_6020131-Emplr 401K-IBEW Plan	Employee Pensions and Benefits	926	$ 1,140	$ 1,100	$ 882	$ 873	$ 873	$ 860
816	A_6020140-Emplr 401KPerf Match	Employee Pensions and Benefits	926	$ 643	$ 208	$ 461,955	$ -	$ -	$ 29,267
817	A_6020170-LTDisability FAS112	Employee Pensions and Benefits	926	$ -	$ -	$ (10,000)	$ -	$ -	$ -
818	A_6020180-LTDisability Premium	Employee Pensions and Benefits	926	$ -	$ 38,950	$ (7,185)	$ 15,104	$ -	$ 70,789
819	A_6020220-Vacations (accrual)	Employee Pensions and Benefits	926	$ 25,235	$ 25,235	$ 85,036	$ 25,000	$ 25,000	$ 25,000
820	A_6020230-Restoration Plan Exp	Employee Pensions and Benefits	926	$ 2,921	$ 2,940	$ 2,841	$ 3,074	$ 3,054	$ 3,078
821	A_6020240-Emplr Mtch Stk Purch	Employee Pensions and Benefits	926	$ -	$ -	$ 11,660	$ -	$ 4,133	$ 8,990
822	A_6020800-Benefits-Other	Employee Pensions and Benefits	926	$ 15,709	$ 3,256	$ 22,439	$ 3,215	$ 3,404	$ 171,359
823	A_6020920-Emp Service Awards	Employee Pensions and Benefits	926	$ 10,085	$ -	$ -	$ 16,106	$ -	$ -
824	A_6028999-Benefits Fringe Rcls	Employee Pensions and Benefits	926	$ 23	$ 0	$ 446	$ -	$ (4)	$ -
825	A_6790199-Fees-Miscellaneous	Employee Pensions and Benefits	926	$ -	$ -	$ -	$ -	$ -	$ -
826	A_6790800-Other Oper-Misc	Employee Pensions and Benefits	926	$ -	$ -	$ (25,570)	$ -	$ -	$ (19,683)
827	A_7204020-FAS106 Act NonSvc	Employee Pensions and Benefits	926	$ (14,114)	$ (14,114)	$ (14,114)	$ (61,920)	$ (61,920)	$ (61,920)
828	A_7204030-FAS106 Ret NonSvc	Employee Pensions and Benefits	926	$ (9,465)	$ (9,465)	$ (9,465)	$ (44,377)	$ (44,377)	$ (44,377)
829	A_6791000-Rate Case Expense	Regulatory Commission Expenses	928	$ 82,427	$ 82,427	$ 82,427	$ 106,242	$ 106,242	$ 106,242
830	A_6710800-ST Rent-Other	Rents	931	$ -	$ -	$ -	$ -	$ -	$ 2,589
831	A_6720020-LTLease-NonOffEquip	Rents	931	$ 19,512	$ 6,274	$ 3,283	$ -	$ 28,142	$ 5,972
832	A_6720800-LTLease--Other	Rents	931	$ 12,803	$ -	$ 9,186	$ 140	$ 9,034	$ 17,201
833	A_6790326-Facilities Alloc	Rents	931	$ 34,234	$ 33,101	$ 34,572	$ 38,665	$ 36,960	$ 45,369
834	**Total Administrative & General Operation Expenses**			**$ 1,840,097**	**$ 810,376**	**$ 3,264,232**	**$ 1,993,241**	**$ 2,885,823**	**$ 2,815,902**
835									

NMGC Exhibit ECB-5
Page 511 of 596

Sponsored by NMGC Witness Erik C. Buchanan

630 Schedule H-1.3 Test Period

NEW MEXICO GAS COMPANY, INC.

Operations and Maintenance Summary
Base Period - 12 Months Ending March 31, 2023
Future Test Year - 12 Months Ending September 30, 2025

	A	B	C	P	Q	R	S	T	U
3	Description	Account Name	FERC Acct	Total Company Unadjusted Base Period Ending 3/31/2023	Base Period Adjustments	Adjusted Base Period	Removal of Separately Forecasted Items (To be added back Later)	Remaining Base Period O&M to be Escalated	Escalated Linkage 1 - Results of Pure Escalation of 3.93%
787	A_6030080-EE Travel Lodging	Injuries and Damages	925	$ 6,201	$ -	$ 6,201	$ -	$ 6,201	$ 6,445
788	A_6100080-Consultants-Other	Injuries and Damages	925	$ 18,510	$ -	$ 18,510	$ -	$ 18,510	$ 19,237
789	A_6700500-Ins-Automobile	Injuries and Damages	925	$ 313,340	$ (5,275)	$ 308,065	$ (308,065)	$ -	$ -
790	A_6700502-Ins-Brokerage Fees	Injuries and Damages	925	$ 64,289	$ 43,002	$ 107,292	$ (107,292)	$ -	$ -
791	A_6700504-Ins-Director&Officer	Injuries and Damages	925	$ 43,792	$ 2,813	$ 46,605	$ (46,605)	$ -	$ -
792	A_6700506-Ins-Excess Auto	Injuries and Damages	925	$ 116,426	$ 5,152	$ 121,578	$ (121,578)	$ -	$ -
793	A_6700507-Ins-Excess Gen Liab	Injuries and Damages	925	$ 4,071,177	$ 156,282	$ 4,227,459	$ (4,227,459)	$ -	$ -
794	A_6700508-Ins-Fiduciary	Injuries and Damages	925	$ 5,202	$ 379	$ 5,581	$ (5,581)	$ -	$ -
795	A_6700509-Ins-I&D Reserves	Injuries and Damages	925	$ (238,837)	$ 238,837	$ -	$ -	$ -	$ -
796	A_6700516-Ins-Special Risk	Injuries and Damages	925	$ 1,066	$ 91	$ 1,157	$ (1,157)	$ -	$ -
797	A_6700518-Ins-Travel Accident	Injuries and Damages	925	$ 1,113	$ 1,137	$ 2,250	$ (2,250)	$ -	$ -
798	A_6700519-Ins-WC Excess	Injuries and Damages	925	$ 186,635	$ (18,431)	$ 168,203	$ (168,203)	$ -	$ -
799	A_6700520-Ins-WC States	Injuries and Damages	925	$ 222,173	$ 82,606	$ 304,779	$ (304,779)	$ -	$ -
800	A_6700599-Ins-Other	Injuries and Damages	925	$ 55,531	$ 38,822	$ 94,353	$ (94,353)	$ -	$ -
801	A_6790199-Fees-Miscellaneous	Injuries and Damages	925	$ 103	$ -	$ 103	$ -	$ 103	$ 107
802	A_6790315-I&D Alloc to Capital	Injuries and Damages	925	$ (1,035,701)	$ -	$ (1,035,701)	$ -	$ (1,035,701)	$ (1,076,426)
803	A_6020000-1001/A6020000	Employee Pensions and Benefits	926	$ (85,031)	$ -	$ (85,031)	$ -	$ (85,031)	$ (88,375)
804	A_6020010-Ben Plan Admin Fee	Employee Pensions and Benefits	926	$ 61,871	$ -	$ 61,871	$ -	$ 61,871	$ 64,304
805	A_6020020-Tuition Reimbursement	Employee Pensions and Benefits	926	$ 26,778	$ -	$ 26,778	$ -	$ 26,778	$ 27,831
806	A_6020030-Life Insurance	Employee Pensions and Benefits	926	$ 122,217	$ -	$ 122,217	$ -	$ 122,217	$ 127,023
807	A_6020040-LT Care Insurance	Employee Pensions and Benefits	926	$ 41,060	$ -	$ 41,060	$ -	$ 41,060	$ 42,675
808	A_6020050-Medical Insur-Active	Employee Pensions and Benefits	926	$ 6,940,378	$ (398,074)	$ 6,542,304	$ (6,542,304)	$ -	$ -
809	A_6020060-Pensions	Employee Pensions and Benefits	926	$ 2,367,202	$ (100,381)	$ 2,266,820	$ (2,266,820)	$ -	$ -
810	A_6020080-PostRtFAS106-Active	Employee Pensions and Benefits	926	$ 16,737	$ (1,619)	$ 15,118	$ (15,118)	$ -	$ -
811	A_6020100-LT Incentive Exp	Employee Pensions and Benefits	926	$ 1,453,488	$ (1,453,488)	$ -	$ -	$ -	$ -
812	A_6020101-Employee Def Comp	Employee Pensions and Benefits	926	$ (42,626)	$ 42,626	$ -	$ -	$ -	$ -
813	A_6020110-Employee Wellness	Employee Pensions and Benefits	926	$ 29,127	$ -	$ 29,127	$ -	$ 29,127	$ 30,273
814	A_6020130-Emplr 401KFixed Mtch	Employee Pensions and Benefits	926	$ 1,973,512	$ 106,328	$ 2,079,840	$ (2,079,840)	$ -	$ -
815	A_6020131-Emplr 401K-IBEW Plan	Employee Pensions and Benefits	926	$ 12,399	$ -	$ 12,399	$ -	$ 12,399	$ 12,886
816	A_6020140-Emplr 401KPerf Match	Employee Pensions and Benefits	926	$ 493,104	$ (493,104)	$ -	$ -	$ -	$ -
817	A_6020170-LTDisability FAS112	Employee Pensions and Benefits	926	$ 15,000	$ -	$ 15,000	$ -	$ 15,000	$ 15,590
818	A_6020180-LTDisability Premium	Employee Pensions and Benefits	926	$ 257,642	$ -	$ 257,642	$ -	$ 257,642	$ 267,773
819	A_6020220-Vacations (accrual)	Employee Pensions and Benefits	926	$ 361,916	$ (361,916)	$ -	$ -	$ -	$ -
820	A_6020230-Restoration Plan Exp	Employee Pensions and Benefits	926	$ 70,604	$ 1,849	$ 72,453	$ (72,453)	$ -	$ -
821	A_6020240-Emplr Mtch Stk Purch	Employee Pensions and Benefits	926	$ 47,237	$ -	$ 47,237	$ -	$ 47,237	$ 49,094
822	A_6020800-Benefits-Other	Employee Pensions and Benefits	926	$ 346,890	$ (167,934)	$ 178,956	$ -	$ 178,956	$ 185,993
823	A_6020920-Emp Service Awards	Employee Pensions and Benefits	926	$ 31,221	$ -	$ 31,221	$ -	$ 31,221	$ 32,449
824	A_6028999-Benefits Fringe Rcls	Employee Pensions and Benefits	926	$ 4,981	$ -	$ 4,981	$ -	$ 4,981	$ 5,177
825	A_6790199-Fees-Miscellaneous	Employee Pensions and Benefits	926	$ 349	$ -	$ 349	$ -	$ 349	$ 363
826	A_6790800-Other Oper-Misc	Employee Pensions and Benefits	926	$ (89,761)	$ -	$ (89,761)	$ -	$ (89,761)	$ (93,291)
827	A_7204020-FAS106 Act NonSvc	Employee Pensions and Benefits	926	$ (325,710)	$ 185,760	$ (139,950)	$ 139,950	$ -	$ -
828	A_7204030-FAS106 Ret NonSvc	Employee Pensions and Benefits	926	$ (229,428)	$ (81,046)	$ (310,474)	$ 310,474	$ -	$ -
829	A_6791000-Rate Case Expense	Regulatory Commission Expenses	928	$ 1,060,567	$ (1,060,567)	$ -	$ -	$ -	$ -
830	A_6710800-ST Rent-Other	Rents	931	$ 2,648	$ -	$ 2,648	$ -	$ 2,648	$ 2,752
831	A_6720020-LTLease-NonOffEquip	Rents	931	$ 135,985	$ -	$ 135,985	$ -	$ 135,985	$ 141,332
832	A_6720800-LTLease--Other	Rents	931	$ 73,937	$ -	$ 73,937	$ -	$ 73,937	$ 76,844
833	A_6790326-Facilities Alloc	Rents	931	$ 423,309	$ -	$ 423,309	$ -	$ 423,309	$ 439,954
834	**Total Administrative & General Operation Expenses**			**$ 27,298,952**	**$ (2,670,141)**	**$ 24,628,812**	**$ (31,841,708)**	**$ (7,212,896)**	**$ (7,496,516)**
835									

NMGC Exhibit ECB-5
Page 512 of 596

Sponsored by NMGC Witness Erik C. Buchanan

630 Schedule H-1.3 Test Period

NEW MEXICO GAS COMPANY, INC.

Operations and Maintenance Summary
Base Period - 12 Months Ending March 31, 2023
Future Test Year - 12 Months Ending September 30, 2025

	A	B	C	V	W	X	Y	Z	AA
3	Description	Account Name	FERC Acct	Total Linkage 1 Period Separately Forecasted Items	Linkage 1 Ending 3/31/2024	Escalated Linkage 2 - Results of Pure Escalation of 1.62%	Total Linkage 2 Period Separately Forecasted Items	Linkage 2 Ending 9/30/2024	Escalated Test Year - Results of Pure Escalation of 2.90%
787	A_6030080-EE Travel Lodging	Injuries and Damages	925	$ -	$ 6,445	$ 6,550	$ -	$ 6,550	$ 6,740
788	A_6100080-Consultants-Other	Injuries and Damages	925	$ -	$ 19,237	$ 19,550	$ -	$ 19,550	$ 20,116
789	A_6700500-Ins-Automobile	Injuries and Damages	925	$ 297,908	$ 297,908	$ -	$ 310,053	$ 310,053	$ -
790	A_6700502-Ins-Brokerage Fees	Injuries and Damages	925	$ 73,361	$ 73,361	$ -	$ 75,172	$ 75,172	$ -
791	A_6700504-Ins-Director&Officer	Injuries and Damages	925	$ 46,790	$ 46,790	$ -	$ 48,059	$ 48,059	$ -
792	A_6700506-Ins-Excess Auto	Injuries and Damages	925	$ 133,952	$ 133,952	$ -	$ 139,413	$ 139,413	$ -
793	A_6700507-Ins-Excess Gen Liab	Injuries and Damages	925	$ 4,401,924	$ 4,401,924	$ -	$ 4,581,387	$ 4,581,387	$ -
794	A_6700508-Ins-Fiduciary	Injuries and Damages	925	$ 6,443	$ 6,443	$ -	$ 6,617	$ 6,617	$ -
795	A_6700509-Ins-I&D Reserves	Injuries and Damages	925	$ -	$ -	$ -	$ -	$ -	$ -
796	A_6700516-Ins-Special Risk	Injuries and Damages	925	$ 1,570	$ 1,570	$ -	$ 1,612	$ 1,612	$ -
797	A_6700518-Ins-Travel Accident	Injuries and Damages	925	$ 4,971	$ 4,971	$ -	$ 5,093	$ 5,093	$ -
798	A_6700519-Ins-WC Excess	Injuries and Damages	925	$ 194,411	$ 194,411	$ -	$ 199,232	$ 199,232	$ -
799	A_6700520-Ins-WC States	Injuries and Damages	925	$ 220,016	$ 220,016	$ -	$ 230,848	$ 230,848	$ -
800	A_6700599-Ins-Other	Injuries and Damages	925	$ 124,330	$ 124,330	$ -	$ 144,889	$ 144,889	$ -
801	A_6790199-Fees-Miscellaneous	Injuries and Damages	925	$ -	$ 107	$ 109	$ -	$ 109	$ 112
802	A_6790315-I&D Alloc to Capital	Injuries and Damages	925	$ -	$ (1,076,426)	$ (1,093,897)	$ -	$ (1,093,897)	$ (1,125,613)
803	A_6020000-1001/A6020000	Employee Pensions and Benefits	926	$ -	$ (88,375)	$ (89,809)	$ -	$ (89,809)	$ (92,413)
804	A_6020010-Ben Plan Admin Fee	Employee Pensions and Benefits	926	$ -	$ 64,304	$ 65,347	$ -	$ 65,347	$ 67,242
805	A_6020020-Tuition Reimbursement	Employee Pensions and Benefits	926	$ -	$ 27,831	$ 28,283	$ -	$ 28,283	$ 29,103
806	A_6020030-Life Insurance	Employee Pensions and Benefits	926	$ -	$ 127,023	$ 129,085	$ -	$ 129,085	$ 132,827
807	A_6020040-LT Care Insurance	Employee Pensions and Benefits	926	$ -	$ 42,675	$ 43,367	$ -	$ 43,367	$ 44,625
808	A_6020050-Medical Insur-Active	Employee Pensions and Benefits	926	$ 6,908,150	$ 6,908,150	$ -	$ 7,217,697	$ 7,217,697	$ -
809	A_6020060-Pensions	Employee Pensions and Benefits	926	$ 1,799,768	$ 1,799,768	$ -	$ 1,886,830	$ 1,886,830	$ -
810	A_6020080-PostRtFAS106-Active	Employee Pensions and Benefits	926	$ -	$ -	$ -	$ -	$ -	$ -
811	A_6020100-LT Incentive Exp	Employee Pensions and Benefits	926	$ -	$ -	$ -	$ -	$ -	$ -
812	A_6020101-Employee Def Comp	Employee Pensions and Benefits	926	$ -	$ -	$ -	$ -	$ -	$ -
813	A_6020110-Employee Wellness	Employee Pensions and Benefits	926	$ -	$ 30,273	$ 30,764	$ -	$ 30,764	$ 31,656
814	A_6020130-Emplr 401KFixed Mtch	Employee Pensions and Benefits	926	$ 2,116,237	$ 2,116,237	$ -	$ 2,152,634	$ 2,152,634	$ -
815	A_6020131-Emplr 401K-IBEW Plan	Employee Pensions and Benefits	926	$ -	$ 12,886	$ 13,096	$ -	$ 13,096	$ 13,475
816	A_6020140-Emplr 401KPerf Match	Employee Pensions and Benefits	926	$ -	$ -	$ -	$ -	$ -	$ -
817	A_6020170-LTDisability FAS112	Employee Pensions and Benefits	926	$ -	$ 15,590	$ 15,843	$ -	$ 15,843	$ 16,302
818	A_6020180-LTDisability Premium	Employee Pensions and Benefits	926	$ -	$ 267,773	$ 272,119	$ -	$ 272,119	$ 280,009
819	A_6020220-Vacations (accrual)	Employee Pensions and Benefits	926	$ -	$ -	$ -	$ -	$ -	$ -
820	A_6020230-Restoration Plan Exp	Employee Pensions and Benefits	926	$ 44,718	$ 44,718	$ -	$ 45,713	$ 45,713	$ -
821	A_6020240-Emplr Mtch Stk Purch	Employee Pensions and Benefits	926	$ -	$ 49,094	$ 49,891	$ -	$ 49,891	$ 51,338
822	A_6020800-Benefits-Other	Employee Pensions and Benefits	926	$ -	$ 185,993	$ 189,012	$ -	$ 189,012	$ 194,492
823	A_6020920-Emp Service Awards	Employee Pensions and Benefits	926	$ -	$ 32,449	$ 32,976	$ -	$ 32,976	$ 33,932
824	A_6028999-Benefits Fringe Rcls	Employee Pensions and Benefits	926	$ -	$ 5,177	$ 5,261	$ -	$ 5,261	$ 5,413
825	A_6790199-Fees-Miscellaneous	Employee Pensions and Benefits	926	$ -	$ 363	$ 369	$ -	$ 369	$ 379
826	A_6790800-Other Oper-Misc	Employee Pensions and Benefits	926	$ -	$ (93,291)	$ (94,805)	$ -	$ (94,805)	$ (97,554)
827	A_7204020-FAS106 Act NonSvc	Employee Pensions and Benefits	926	$ -	$ -	$ -	$ -	$ -	$ -
828	A_7204030-FAS106 Ret NonSvc	Employee Pensions and Benefits	926	$ (824,996)	$ (824,996)	$ -	$ (761,572)	$ (761,572)	$ -
829	A_6791000-Rate Case Expense	Regulatory Commission Expenses	928	$ -	$ -	$ -	$ -	$ -	$ -
830	A_6710800-ST Rent-Other	Rents	931	$ -	$ 2,752	$ 2,797	$ -	$ 2,797	$ 2,878
831	A_6720020-LTLease-NonOffEquip	Rents	931	$ -	$ 141,332	$ 143,626	$ -	$ 143,626	$ 147,790
832	A_6720800-LTLease--Other	Rents	931	$ -	$ 76,844	$ 78,092	$ -	$ 78,092	$ 80,356
833	A_6790326-Facilities Alloc	Rents	931	$ -	$ 439,954	$ 447,094	$ -	$ 447,094	$ 460,057
834	**Total Administrative & General Operation Expenses**			**$ 32,228,837**	**$ 24,732,320**	**$ (7,618,187)**	**$ 33,314,986**	**$ 25,696,799**	**$ (7,839,070)**
835									

NMGC Exhibit ECB-5
Page 513 of 596

Sponsored by NMGC Witness Erik C. Buchanan

630 Schedule H-1.3 Test Period

NEW MEXICO GAS COMPANY, INC.

Operations and Maintenance Summary
Base Period - 12 Months Ending March 31, 2023
Future Test Year - 12 Months Ending September 30, 2025

	A	B	C	AB	AC	AD	AE	AF
3	Description	Account Name	FERC Acct	Total Test Period Separately Forecasted Items	10/31/2024	11/30/2024	12/31/2024	1/31/2025
787	A_6030080-EE Travel Lodging	Injuries and Damages	925	$ -	$ 562	$ 562	$ 562	$ 562
788	A_6100080-Consultants-Other	Injuries and Damages	925	$ -	$ 1,676	$ 1,676	$ 1,676	$ 1,676
789	A_6700500-Ins-Automobile	Injuries and Damages	925	$ 332,224	$ 27,685	$ 27,685	$ 27,685	$ 27,685
790	A_6700502-Ins-Brokerage Fees	Injuries and Damages	925	$ 78,931	$ 6,578	$ 6,578	$ 6,578	$ 6,578
791	A_6700504-Ins-Director&Officer	Injuries and Damages	925	$ 50,702	$ 4,225	$ 4,225	$ 4,225	$ 4,225
792	A_6700506-Ins-Excess Auto	Injuries and Damages	925	$ 149,382	$ 12,448	$ 12,448	$ 12,448	$ 12,448
793	A_6700507-Ins-Excess Gen Liab	Injuries and Damages	925	$ 4,908,975	$ 409,081	$ 409,081	$ 409,081	$ 409,081
794	A_6700508-Ins-Fiduciary	Injuries and Damages	925	$ 6,981	$ 582	$ 582	$ 582	$ 582
795	A_6700509-Ins-I&D Reserves	Injuries and Damages	925	$ -	$ -	$ -	$ -	$ -
796	A_6700516-Ins-Special Risk	Injuries and Damages	925	$ 1,701	$ 142	$ 142	$ 142	$ 142
797	A_6700518-Ins-Travel Accident	Injuries and Damages	925	$ 5,348	$ 446	$ 446	$ 446	$ 446
798	A_6700519-Ins-WC Excess	Injuries and Damages	925	$ 209,194	$ 17,433	$ 17,433	$ 17,433	$ 17,433
799	A_6700520-Ins-WC States	Injuries and Damages	925	$ 245,741	$ 20,478	$ 20,478	$ 20,478	$ 20,478
800	A_6700599-Ins-Other	Injuries and Damages	925	$ 153,633	$ 12,803	$ 12,803	$ 12,803	$ 12,803
801	A_6790199-Fees-Miscellaneous	Injuries and Damages	925	$ -	$ 9	$ 9	$ 9	$ 9
802	A_6790315-I&D Alloc to Capital	Injuries and Damages	925	$ -	$ (93,801)	$ (93,801)	$ (93,801)	$ (93,801)
803	A_6020000-1001/A6020000	Employee Pensions and Benefits	926	$ -	$ (7,701)	$ (7,701)	$ (7,701)	$ (7,701)
804	A_6020010-Ben Plan Admin Fee	Employee Pensions and Benefits	926	$ -	$ 5,603	$ 5,603	$ 5,603	$ 5,603
805	A_6020020-Tuition Reimbursement	Employee Pensions and Benefits	926	$ -	$ 2,425	$ 2,425	$ 2,425	$ 2,425
806	A_6020030-Life Insurance	Employee Pensions and Benefits	926	$ -	$ 11,069	$ 11,069	$ 11,069	$ 11,069
807	A_6020040-LT Care Insurance	Employee Pensions and Benefits	926	$ -	$ 3,719	$ 3,719	$ 3,719	$ 3,719
808	A_6020050-Medical Insur-Active	Employee Pensions and Benefits	926	$ 8,413,695	$ 701,141	$ 701,141	$ 701,141	$ 701,141
809	A_6020060-Pensions	Employee Pensions and Benefits	926	$ 2,014,862	$ 167,905	$ 167,905	$ 167,905	$ 167,905
810	A_6020080-PostRtFAS106-Active	Employee Pensions and Benefits	926	$ -	$ -	$ -	$ -	$ -
811	A_6020100-LT Incentive Exp	Employee Pensions and Benefits	926	$ -	$ -	$ -	$ -	$ -
812	A_6020101-Employee Def Comp	Employee Pensions and Benefits	926	$ -	$ -	$ -	$ -	$ -
813	A_6020110-Employee Wellness	Employee Pensions and Benefits	926	$ -	$ 2,638	$ 2,638	$ 2,638	$ 2,638
814	A_6020130-Emplr 401KFixed Mtch	Employee Pensions and Benefits	926	$ 2,394,303	$ 199,525	$ 199,525	$ 199,525	$ 199,525
815	A_6020131-Emplr 401K-IBEW Plan	Employee Pensions and Benefits	926	$ -	$ 1,123	$ 1,123	$ 1,123	$ 1,123
816	A_6020140-Emplr 401KPerf Match	Employee Pensions and Benefits	926	$ -	$ -	$ -	$ -	$ -
817	A_6020170-LTDisability FAS112	Employee Pensions and Benefits	926	$ -	$ 1,359	$ 1,359	$ 1,359	$ 1,359
818	A_6020180-LTDisability Premium	Employee Pensions and Benefits	926	$ -	$ 23,334	$ 23,334	$ 23,334	$ 23,334
819	A_6020220-Vacations (accrual)	Employee Pensions and Benefits	926	$ -	$ -	$ -	$ -	$ -
820	A_6020230-Restoration Plan Exp	Employee Pensions and Benefits	926	$ 44,825	$ 3,735	$ 3,735	$ 3,735	$ 3,735
821	A_6020240-Emplr Mtch Stk Purch	Employee Pensions and Benefits	926	$ -	$ 4,278	$ 4,278	$ 4,278	$ 4,278
822	A_6020800-Benefits-Other	Employee Pensions and Benefits	926	$ -	$ 16,208	$ 16,208	$ 16,208	$ 16,208
823	A_6020920-Emp Service Awards	Employee Pensions and Benefits	926	$ -	$ 2,828	$ 2,828	$ 2,828	$ 2,828
824	A_6028999-Benefits Fringe Rcls	Employee Pensions and Benefits	926	$ -	$ 451	$ 451	$ 451	$ 451
825	A_6790199-Fees-Miscellaneous	Employee Pensions and Benefits	926	$ -	$ 32	$ 32	$ 32	$ 32
826	A_6790800-Other Oper-Misc	Employee Pensions and Benefits	926	$ -	$ (8,129)	$ (8,129)	$ (8,129)	$ (8,129)
827	A_7204020-FAS106 Act NonSvc	Employee Pensions and Benefits	926	$ -	$ -	$ -	$ -	$ -
828	A_7204030-FAS106 Ret NonSvc	Employee Pensions and Benefits	926	$ (518,739)	$ (43,228)	$ (43,228)	$ (43,228)	$ (43,228)
829	A_6791000-Rate Case Expense	Regulatory Commission Expenses	928	$ -	$ -	$ -	$ -	$ -
830	A_6710800-ST Rent-Other	Rents	931	$ -	$ 240	$ 240	$ 240	$ 240
831	A_6720020-LTLease-NonOffEquip	Rents	931	$ -	$ 12,316	$ 12,316	$ 12,316	$ 12,316
832	A_6720800-LTLease--Other	Rents	931	$ -	$ 6,696	$ 6,696	$ 6,696	$ 6,696
833	A_6790326-Facilities Alloc	Rents	931	$ -	$ 38,338	$ 38,338	$ 38,338	$ 38,338
834	**Total Administrative & General Operation Expenses**			**$ 37,713,647**	**$ 2,489,548**	**$ 2,489,548**	**$ 2,489,548**	**$ 2,489,548**
835								

NMGC Exhibit ECB-5
Page 514 of 596

NEW MEXICO GAS COMPANY, INC.

Operations and Maintenance Summary
Base Period - 12 Months Ending March 31, 2023
Future Test Year - 12 Months Ending September 30, 2025

	A	B	C	AG	AH	AI	AJ	AK
3	Description	Account Name	FERC Acct	2/28/2025	3/31/2025	4/30/2025	5/31/2025	6/30/2025
787	A_6030080-EE Travel Lodging	Injuries and Damages	925	$ 562	$ 562	$ 562	$ 562	$ 562
788	A_6100080-Consultants-Other	Injuries and Damages	925	$ 1,676	$ 1,676	$ 1,676	$ 1,676	$ 1,676
789	A_6700500-Ins-Automobile	Injuries and Damages	925	$ 27,685	$ 27,685	$ 27,685	$ 27,685	$ 27,685
790	A_6700502-Ins-Brokerage Fees	Injuries and Damages	925	$ 6,578	$ 6,578	$ 6,578	$ 6,578	$ 6,578
791	A_6700504-Ins-Director&Officer	Injuries and Damages	925	$ 4,225	$ 4,225	$ 4,225	$ 4,225	$ 4,225
792	A_6700506-Ins-Excess Auto	Injuries and Damages	925	$ 12,448	$ 12,448	$ 12,448	$ 12,448	$ 12,448
793	A_6700507-Ins-Excess Gen Liab	Injuries and Damages	925	$ 409,081	$ 409,081	$ 409,081	$ 409,081	$ 409,081
794	A_6700508-Ins-Fiduciary	Injuries and Damages	925	$ 582	$ 582	$ 582	$ 582	$ 582
795	A_6700509-Ins-I&D Reserves	Injuries and Damages	925	$ -	$ -	$ -	$ -	$ -
796	A_6700516-Ins-Special Risk	Injuries and Damages	925	$ 142	$ 142	$ 142	$ 142	$ 142
797	A_6700518-Ins-Travel Accident	Injuries and Damages	925	$ 446	$ 446	$ 446	$ 446	$ 446
798	A_6700519-Ins-WC Excess	Injuries and Damages	925	$ 17,433	$ 17,433	$ 17,433	$ 17,433	$ 17,433
799	A_6700520-Ins-WC States	Injuries and Damages	925	$ 20,478	$ 20,478	$ 20,478	$ 20,478	$ 20,478
800	A_6700599-Ins-Other	Injuries and Damages	925	$ 12,803	$ 12,803	$ 12,803	$ 12,803	$ 12,803
801	A_6790199-Fees-Miscellaneous	Injuries and Damages	925	$ 9	$ 9	$ 9	$ 9	$ 9
802	A_6790315-I&D Alloc to Capital	Injuries and Damages	925	$ (93,801)	$ (93,801)	$ (93,801)	$ (93,801)	$ (93,801)
803	A_6020000-1001/A6020000	Employee Pensions and Benefits	926	$ (7,701)	$ (7,701)	$ (7,701)	$ (7,701)	$ (7,701)
804	A_6020010-Ben Plan Admin Fee	Employee Pensions and Benefits	926	$ 5,603	$ 5,603	$ 5,603	$ 5,603	$ 5,603
805	A_6020020-Tuition Reimbursement	Employee Pensions and Benefits	926	$ 2,425	$ 2,425	$ 2,425	$ 2,425	$ 2,425
806	A_6020030-Life Insurance	Employee Pensions and Benefits	926	$ 11,069	$ 11,069	$ 11,069	$ 11,069	$ 11,069
807	A_6020040-LT Care Insurance	Employee Pensions and Benefits	926	$ 3,719	$ 3,719	$ 3,719	$ 3,719	$ 3,719
808	A_6020050-Medical Insur-Active	Employee Pensions and Benefits	926	$ 701,141	$ 701,141	$ 701,141	$ 701,141	$ 701,141
809	A_6020060-Pensions	Employee Pensions and Benefits	926	$ 167,905	$ 167,905	$ 167,905	$ 167,905	$ 167,905
810	A_6020080-PostRtFAS106-Active	Employee Pensions and Benefits	926	$ -	$ -	$ -	$ -	$ -
811	A_6020100-LT Incentive Exp	Employee Pensions and Benefits	926	$ -	$ -	$ -	$ -	$ -
812	A_6020101-Employee Def Comp	Employee Pensions and Benefits	926	$ -	$ -	$ -	$ -	$ -
813	A_6020110-Employee Wellness	Employee Pensions and Benefits	926	$ 2,638	$ 2,638	$ 2,638	$ 2,638	$ 2,638
814	A_6020130-Emplr 401KFixed Mtch	Employee Pensions and Benefits	926	$ 199,525	$ 199,525	$ 199,525	$ 199,525	$ 199,525
815	A_6020131-Emplr 401K-IBEW Plan	Employee Pensions and Benefits	926	$ 1,123	$ 1,123	$ 1,123	$ 1,123	$ 1,123
816	A_6020140-Emplr 401KPerf Match	Employee Pensions and Benefits	926	$ -	$ -	$ -	$ -	$ -
817	A_6020170-LTDisability FAS112	Employee Pensions and Benefits	926	$ 1,359	$ 1,359	$ 1,359	$ 1,359	$ 1,359
818	A_6020180-LTDisability Premium	Employee Pensions and Benefits	926	$ 23,334	$ 23,334	$ 23,334	$ 23,334	$ 23,334
819	A_6020220-Vacations (accrual)	Employee Pensions and Benefits	926	$ -	$ -	$ -	$ -	$ -
820	A_6020230-Restoration Plan Exp	Employee Pensions and Benefits	926	$ 3,735	$ 3,735	$ 3,735	$ 3,735	$ 3,735
821	A_6020240-Emplr Mtch Stk Purch	Employee Pensions and Benefits	926	$ 4,278	$ 4,278	$ 4,278	$ 4,278	$ 4,278
822	A_6020800-Benefits-Other	Employee Pensions and Benefits	926	$ 16,208	$ 16,208	$ 16,208	$ 16,208	$ 16,208
823	A_6020920-Emp Service Awards	Employee Pensions and Benefits	926	$ 2,828	$ 2,828	$ 2,828	$ 2,828	$ 2,828
824	A_6028999-Benefits Fringe Rcls	Employee Pensions and Benefits	926	$ 451	$ 451	$ 451	$ 451	$ 451
825	A_6790199-Fees-Miscellaneous	Employee Pensions and Benefits	926	$ 32	$ 32	$ 32	$ 32	$ 32
826	A_6790800-Other Oper-Misc	Employee Pensions and Benefits	926	$ (8,129)	$ (8,129)	$ (8,129)	$ (8,129)	$ (8,129)
827	A_7204020-FAS106 Act NonSvc	Employee Pensions and Benefits	926	$ -	$ -	$ -	$ -	$ -
828	A_7204030-FAS106 Ret NonSvc	Employee Pensions and Benefits	926	$ (43,228)	$ (43,228)	$ (43,228)	$ (43,228)	$ (43,228)
829	A_6791000-Rate Case Expense	Regulatory Commission Expenses	928	$ -	$ -	$ -	$ -	$ -
830	A_6710800-ST Rent-Other	Rents	931	$ 240	$ 240	$ 240	$ 240	$ 240
831	A_6720020-LTLease-NonOffEquip	Rents	931	$ 12,316	$ 12,316	$ 12,316	$ 12,316	$ 12,316
832	A_6720800-LTLease--Other	Rents	931	$ 6,696	$ 6,696	$ 6,696	$ 6,696	$ 6,696
833	A_6790326-Facilities Alloc	Rents	931	$ 38,338	$ 38,338	$ 38,338	$ 38,338	$ 38,338
834	**Total Administrative & General Operation Expenses**			**$ 2,489,548**	**$ 2,489,548**	**$ 2,489,548**	**$ 2,489,548**	**$ 2,489,548**
835								

NMGC Exhibit ECB-5
Page 515 of 596

NEW MEXICO GAS COMPANY, INC.

Operations and Maintenance Summary
Base Period - 12 Months Ending March 31, 2023
Future Test Year - 12 Months Ending September 30, 2025

	A	B	C	AL	AM	AN	AO
3	Description	Account Name	FERC Acct	7/31/2025	8/31/2025	9/30/2025	Future Test Year Ending 9/30/2025
787	A_6030080-EE Travel Lodging	Injuries and Damages	925	$ 562	$ 562	$ 562	$ 6,740
788	A_6100080-Consultants-Other	Injuries and Damages	925	$ 1,676	$ 1,676	$ 1,676	$ 20,116
789	A_6700500-Ins-Automobile	Injuries and Damages	925	$ 27,685	$ 27,685	$ 27,685	$ 332,224
790	A_6700502-Ins-Brokerage Fees	Injuries and Damages	925	$ 6,578	$ 6,578	$ 6,578	$ 78,931
791	A_6700504-Ins-Director&Officer	Injuries and Damages	925	$ 4,225	$ 4,225	$ 4,225	$ 50,702
792	A_6700506-Ins-Excess Auto	Injuries and Damages	925	$ 12,448	$ 12,448	$ 12,448	$ 149,382
793	A_6700507-Ins-Excess Gen Liab	Injuries and Damages	925	$ 409,081	$ 409,081	$ 409,081	$ 4,908,975
794	A_6700508-Ins-Fiduciary	Injuries and Damages	925	$ 582	$ 582	$ 582	$ 6,981
795	A_6700509-Ins-I&D Reserves	Injuries and Damages	925	$ -	$ -	$ -	$ -
796	A_6700516-Ins-Special Risk	Injuries and Damages	925	$ 142	$ 142	$ 142	$ 1,701
797	A_6700518-Ins-Travel Accident	Injuries and Damages	925	$ 446	$ 446	$ 446	$ 5,348
798	A_6700519-Ins-WC Excess	Injuries and Damages	925	$ 17,433	$ 17,433	$ 17,433	$ 209,194
799	A_6700520-Ins-WC States	Injuries and Damages	925	$ 20,478	$ 20,478	$ 20,478	$ 245,741
800	A_6700599-Ins-Other	Injuries and Damages	925	$ 12,803	$ 12,803	$ 12,803	$ 153,633
801	A_6790199-Fees-Miscellaneous	Injuries and Damages	925	$ 9	$ 9	$ 9	$ 112
802	A_6790315-I&D Alloc to Capital	Injuries and Damages	925	$ (93,801)	$ (93,801)	$ (93,801)	$ (1,125,613)
803	A_6020000-1001/A6020000	Employee Pensions and Benefits	926	$ (7,701)	$ (7,701)	$ (7,701)	$ (92,413)
804	A_6020010-Ben Plan Admin Fee	Employee Pensions and Benefits	926	$ 5,603	$ 5,603	$ 5,603	$ 67,242
805	A_6020020-Tuition Reimbursement	Employee Pensions and Benefits	926	$ 2,425	$ 2,425	$ 2,425	$ 29,103
806	A_6020030-Life Insurance	Employee Pensions and Benefits	926	$ 11,069	$ 11,069	$ 11,069	$ 132,827
807	A_6020040-LT Care Insurance	Employee Pensions and Benefits	926	$ 3,719	$ 3,719	$ 3,719	$ 44,625
808	A_6020050-Medical Insur-Active	Employee Pensions and Benefits	926	$ 701,141	$ 701,141	$ 701,141	$ 8,413,695
809	A_6020060-Pensions	Employee Pensions and Benefits	926	$ 167,905	$ 167,905	$ 167,905	$ 2,014,862
810	A_6020080-PostRtFAS106-Active	Employee Pensions and Benefits	926	$ -	$ -	$ -	$ -
811	A_6020100-LT Incentive Exp	Employee Pensions and Benefits	926	$ -	$ -	$ -	$ -
812	A_6020101-Employee Def Comp	Employee Pensions and Benefits	926	$ -	$ -	$ -	$ -
813	A_6020110-Employee Wellness	Employee Pensions and Benefits	926	$ 2,638	$ 2,638	$ 2,638	$ 31,656
814	A_6020130-Emplr 401KFixed Mtch	Employee Pensions and Benefits	926	$ 199,525	$ 199,525	$ 199,525	$ 2,394,303
815	A_6020131-Emplr 401K-IBEW Plan	Employee Pensions and Benefits	926	$ 1,123	$ 1,123	$ 1,123	$ 13,475
816	A_6020140-Emplr 401KPerf Match	Employee Pensions and Benefits	926	$ -	$ -	$ -	$ -
817	A_6020170-LTDisability FAS112	Employee Pensions and Benefits	926	$ 1,359	$ 1,359	$ 1,359	$ 16,302
818	A_6020180-LTDisability Premium	Employee Pensions and Benefits	926	$ 23,334	$ 23,334	$ 23,334	$ 280,009
819	A_6020220-Vacations (accrual)	Employee Pensions and Benefits	926	$ -	$ -	$ -	$ -
820	A_6020230-Restoration Plan Exp	Employee Pensions and Benefits	926	$ 3,735	$ 3,735	$ 3,735	$ 44,825
821	A_6020240-Emplr Mtch Stk Purch	Employee Pensions and Benefits	926	$ 4,278	$ 4,278	$ 4,278	$ 51,338
822	A_6020800-Benefits-Other	Employee Pensions and Benefits	926	$ 16,208	$ 16,208	$ 16,208	$ 194,492
823	A_6020920-Emp Service Awards	Employee Pensions and Benefits	926	$ 2,828	$ 2,828	$ 2,828	$ 33,932
824	A_6028999-Benefits Fringe Rcls	Employee Pensions and Benefits	926	$ 451	$ 451	$ 451	$ 5,413
825	A_6790199-Fees-Miscellaneous	Employee Pensions and Benefits	926	$ 32	$ 32	$ 32	$ 379
826	A_6790800-Other Oper-Misc	Employee Pensions and Benefits	926	$ (8,129)	$ (8,129)	$ (8,129)	$ (97,554)
827	A_7204020-FAS106 Act NonSvc	Employee Pensions and Benefits	926	$ -	$ -	$ -	$ -
828	A_7204030-FAS106 Ret NonSvc	Employee Pensions and Benefits	926	$ (43,228)	$ (43,228)	$ (43,228)	$ (518,739)
829	A_6791000-Rate Case Expense	Regulatory Commission Expenses	928	$ -	$ -	$ -	$ -
830	A_6710800-ST Rent-Other	Rents	931	$ 240	$ 240	$ 240	$ 2,878
831	A_6720020-LTLease-NonOffEquip	Rents	931	$ 12,316	$ 12,316	$ 12,316	$ 147,790
832	A_6720800-LTLease--Other	Rents	931	$ 6,696	$ 6,696	$ 6,696	$ 80,356
833	A_6790326-Facilities Alloc	Rents	931	$ 38,338	$ 38,338	$ 38,338	$ 460,057
834	**Total Administrative & General Operation Expenses**			**$ 2,489,548**	**$ 2,489,548**	**$ 2,489,548**	**$ 29,874,577**
835							

23-00255-UT-2023-09-14-NMGC-2023-Rate-Case

NMGC Exhibit ECB-5
Page 516 of 596

NEW MEXICO GAS COMPANY, INC.

Operations and Maintenance Summary
Base Period - 12 Months Ending March 31, 2023
Future Test Year - 12 Months Ending September 30, 2025

	A	B	C	D	E	F	G	H	I
3	Description	Account Name	FERC Acct	4/30/2022	5/31/2022	6/30/2022	7/31/2022	8/31/2022	9/30/2022
836	**Administrative & General Expenses - Maintenance:**								
837	A_6100010-Advertising	General Advertising/Misc. General Expenses	930.1	$ 1,947	$ 4,948	$ 1,369	$ -	$ 2,118	$ -
838	**Total Administrative & General Maintenance Expenses**			**$ 1,947**	**$ 4,948**	**$ 1,369**	**$ -**	**$ 2,118**	**$ -**
839									
840	**Administrative & General Expenses - Operation:**								
841	A_6010000-1001/6010000	General Advertising/Misc. General Expenses	930.2	$ -	$ 129	$ 1	$ 37	$ 2	$ 9
842	A_6010110-Labor Exempt ST	General Advertising/Misc. General Expenses	930.2	$ 15,745	$ 20,590	$ 23,697	$ 26,928	$ 27,571	$ 21,979
843	A_6010120-Labor Exempt OT	General Advertising/Misc. General Expenses	930.2	$ -	$ -	$ -	$ -	$ -	$ -
844	A_6010130-Labor Exempt NonProd	General Advertising/Misc. General Expenses	930.2	$ 1,885	$ (37)	$ 8,621	$ 3,791	$ 2,905	$ 4,675
845	A_6010210-Labor NonExm ST	General Advertising/Misc. General Expenses	930.2	$ 331	$ 354	$ 1,061	$ 731	$ 778	$ 632
846	A_6010220-Labor NonExm OT	General Advertising/Misc. General Expenses	930.2	$ -	$ 2	$ 124	$ 10	$ 24	$ 7
847	A_6010230-Labor NonExm NonProd	General Advertising/Misc. General Expenses	930.2	$ 41	$ (1)	$ 50	$ 35	$ (1)	$ 37
848	A_6010910-Labor OffCycle Bonus	General Advertising/Misc. General Expenses	930.2	$ -	$ 0	$ 676	$ 3	$ 0	$ 11
849	A_6018999-Labor Exp Reclass	General Advertising/Misc. General Expenses	930.2	$ (26,389)	$ (26,389)	$ (26,389)	$ (26,389)	$ (26,389)	$ (26,389)
850	A_6030010-EE ProfDue Subs Fees	General Advertising/Misc. General Expenses	930.2	$ -	$ -	$ 1,370	$ -	$ -	$ -
851	A_6030040-EE Meals 50% Deduct	General Advertising/Misc. General Expenses	930.2	$ 0	$ -	$ 0	$ -	$ 0	$ 189
852	A_6030050-EE Mileage	General Advertising/Misc. General Expenses	930.2	$ -	$ -	$ -	$ -	$ -	$ -
853	A_6030070-EE Training	General Advertising/Misc. General Expenses	930.2	$ 96	$ -	$ -	$ -	$ -	$ -
854	A_6030080-EE Travel Lodging	General Advertising/Misc. General Expenses	930.2	$ -	$ -	$ -	$ -	$ 0	$ -
855	A_6030091-EE Apprec and Gifts	General Advertising/Misc. General Expenses	930.2	$ -	$ 0	$ 0	$ 0	$ 0	$ -
856	A_6030800-EE Miscellaneous	General Advertising/Misc. General Expenses	930.2	$ 0	$ -	$ -	$ -	$ -	$ -
857	A_6100060-Consultants-Legal	General Advertising/Misc. General Expenses	930.2	$ -	$ 307	$ 11	$ (21)	$ -	$ 7
858	A_6100070-Consultants-Mgmt	General Advertising/Misc. General Expenses	930.2	$ 291	$ 20	$ 58	$ 112	$ 61	$ 59
859	A_6100080-Consultants-Other	General Advertising/Misc. General Expenses	930.2	$ 47,522	$ 43,073	$ 60,408	$ 55,325	$ 75,188	$ 62,792
860	A_6100100-Contractor Services	General Advertising/Misc. General Expenses	930.2	$ 7,179	$ 9,385	$ 7,095	$ 2,478	$ (6,811)	$ 5,566
861	A_6100150-Printing	General Advertising/Misc. General Expenses	930.2	$ 853	$ 264	$ 60	$ 128	$ 1,071	$ -
862	A_6100190-Software Maintenance	General Advertising/Misc. General Expenses	930.2	$ 605,370	$ 430,367	$ 254,807	$ 418,559	$ 10,502	$ 22,757
863	A_6108999-OutSvc Exp Reclass	General Advertising/Misc. General Expenses	930.2	$ -	$ 20,851	$ -	$ -	$ -	$ -
864	A_6400010-M&S FurnOffEquip	General Advertising/Misc. General Expenses	930.2	$ -	$ -	$ 1,655	$ 892	$ (64)	$ -
865	A_6400020-M&S Gen Office	General Advertising/Misc. General Expenses	930.2	$ 698	$ -	$ -	$ -	$ -	$ -
866	A_6400100-M&S OS Purchases	General Advertising/Misc. General Expenses	930.2	$ 0	$ -	$ -	$ -	$ 869	$ 1
867	A_6700510-Ins-Longshore Comp	General Advertising/Misc. General Expenses	930.2	$ (2)	$ 5	$ 10	$ 6	$ 7	$ 6
868	A_6720800-LTLease--Other	General Advertising/Misc. General Expenses	930.2	$ -	$ -	$ -	$ -	$ -	$ -
869	A_6730030-Utilities-Telecom	General Advertising/Misc. General Expenses	930.2	$ 167,971	$ 110,677	$ 253,903	$ 128,809	$ 153,945	$ 279,042
870	A_6790030-Director's Expenses	General Advertising/Misc. General Expenses	930.2	$ 9,216	$ 9,378	$ 100,328	$ 9,652	$ 9,019	$ 103,560
871	A_6790050-Defd Compensation	General Advertising/Misc. General Expenses	930.2	$ -	$ -	$ 20,125	$ -	$ -	$ (64,539)
872	A_6790101-Fees-Bank	General Advertising/Misc. General Expenses	930.2	$ -	$ -	$ -	$ 44,156	$ -	$ -
873	A_6790103-Fees-Registration	General Advertising/Misc. General Expenses	930.2	$ 25	$ 300	$ -	$ 35	$ 115	$ -
874	A_6790199-Fees-Miscellaneous	General Advertising/Misc. General Expenses	930.2	$ 0	$ -	$ -	$ -	$ -	$ -
875	A_6790210-Permitting	General Advertising/Misc. General Expenses	930.2	$ -	$ 894	$ 157	$ -	$ -	$ -
876	A_6790230-Postage Ship Courier	General Advertising/Misc. General Expenses	930.2	$ 1,919	$ 5,001	$ 3,573	$ 1,996	$ 2,671	$ 2,978
877	A_6790321-Stores Allocation	General Advertising/Misc. General Expenses	930.2	$ -	$ -	$ -	$ -	$ 69	$ -
878	A_6790322-Small Tools Alloc	General Advertising/Misc. General Expenses	930.2	$ -	$ -	$ -	$ -	$ 35	$ -
879	A_6790704-IC Corp Services	General Advertising/Misc. General Expenses	930.2	$ 54,498	$ 77,217	$ 19,098	$ 43,485	$ 55,886	$ 68,001
880	A_6790709-IC Asset Usage Fee	General Advertising/Misc. General Expenses	930.2	$ 106,606	$ 110,766	$ 123,133	$ 123,846	$ 127,652	$ 126,207
881	A_6790800-Other Oper-Misc	General Advertising/Misc. General Expenses	930.2	$ -	$ -	$ 20,164	$ -	$ -	$ 35,071
882	A_6798999-1001/6798999	General Advertising/Misc. General Expenses	930.2	$ (0)	$ -	$ -	$ 0	$ (0)	$ -
883	A_8900170-FICO Recon TOTI	General Advertising/Misc. General Expenses	930.2	$ 1,617	$ 2,077	$ 3,952	$ 3,248	$ 3,687	$ 4,753
884	A_8903001-FICO Rec Enrg Alloc	General Advertising/Misc. General Expenses	930.2	$ 126,469	$ 184,644	$ 239,879	$ 176,765	$ 315,941	$ 221,165

NMGC Exhibit ECB-5
Page 517 of 596

NEW MEXICO GAS COMPANY, INC.

Operations and Maintenance Summary
Base Period - 12 Months Ending March 31, 2023
Future Test Year - 12 Months Ending September 30, 2025

	A	B	C	J	K	L	M	N	O
3	Description	Account Name	FERC Acct	10/31/2022	11/30/2022	12/31/2022	1/31/2023	2/28/2023	3/31/2023
836	**Administrative & General Expenses - Maintenance:**								
837	A_6100010-Advertising	General Advertising/Misc. General Expenses	930.1	$ 632	$ -	$ 1,613	$ 253	$ 1,043	$ 1,811
838	**Total Administrative & General Maintenance Expenses**			**$ 632**	**$ -**	**$ 1,613**	**$ 253**	**$ 1,043**	**$ 1,811**
839									
840	**Administrative & General Expenses - Operation:**								
841	A_6010000-1001/6010000	General Advertising/Misc. General Expenses	930.2	$ 6	$ -	$ 810	$ -	$ 293	$ 65
842	A_6010110-Labor Exempt ST	General Advertising/Misc. General Expenses	930.2	$ 28,781	$ 27,353	$ 9,523	$ 19,875	$ 22,239	$ 27,587
843	A_6010120-Labor Exempt OT	General Advertising/Misc. General Expenses	930.2	$ 1,128	$ (53)	$ 67	$ -	$ -	$ -
844	A_6010130-Labor Exempt NonProd	General Advertising/Misc. General Expenses	930.2	$ 1,126	$ 2,700	$ 8,374	$ 5,741	$ 91	$ 1,056
845	A_6010210-Labor NonExm ST	General Advertising/Misc. General Expenses	930.2	$ 631	$ 560	$ 387	$ 526	$ 569	$ 204
846	A_6010220-Labor NonExm OT	General Advertising/Misc. General Expenses	930.2	$ 85	$ 4	$ 38	$ 30	$ -	$ 2
847	A_6010230-Labor NonExm NonProd	General Advertising/Misc. General Expenses	930.2	$ (11)	$ 2	$ 154	$ 58	$ 246	$ 1
848	A_6010910-Labor OffCycle Bonus	General Advertising/Misc. General Expenses	930.2	$ 173	$ 13	$ (80)	$ 22	$ -	$ 11
849	A_6018999-Labor Exp Reclass	General Advertising/Misc. General Expenses	930.2	$ (26,389)	$ (26,389)	$ (26,389)	$ (26,389)	$ (5,967)	$ (16,178)
850	A_6030010-EE ProfDue Subs Fees	General Advertising/Misc. General Expenses	930.2	$ -	$ -	$ -	$ -	$ -	$ -
851	A_6030040-EE Meals 50% Deduct	General Advertising/Misc. General Expenses	930.2	$ -	$ -	$ -	$ -	$ -	$ -
852	A_6030050-EE Mileage	General Advertising/Misc. General Expenses	930.2	$ -	$ -	$ -	$ 36,000	$ -	$ 0
853	A_6030070-EE Training	General Advertising/Misc. General Expenses	930.2	$ -	$ 0	$ -	$ -	$ -	$ -
854	A_6030080-EE Travel Lodging	General Advertising/Misc. General Expenses	930.2	$ -	$ -	$ 0	$ -	$ -	$ -
855	A_6030091-EE Apprec and Gifts	General Advertising/Misc. General Expenses	930.2	$ -	$ -	$ -	$ -	$ -	$ -
856	A_6030800-EE Miscellaneous	General Advertising/Misc. General Expenses	930.2	$ 0	$ -	$ 0	$ 0	$ -	$ 0
857	A_6100060-Consultants-Legal	General Advertising/Misc. General Expenses	930.2	$ 3	$ -	$ 1,011	$ 3	$ 11	$ 12
858	A_6100070-Consultants-Mgmt	General Advertising/Misc. General Expenses	930.2	$ 55	$ 106	$ 19	$ 43	$ 111	$ 71
859	A_6100080-Consultants-Other	General Advertising/Misc. General Expenses	930.2	$ 45,785	$ 42,178	$ 72,070	$ 30,373	$ 23,027	$ 42,554
860	A_6100100-Contractor Services	General Advertising/Misc. General Expenses	930.2	$ 3,224	$ (3,611)	$ 14,257	$ 2,275	$ 4,601	$ (5,846)
861	A_6100150-Printing	General Advertising/Misc. General Expenses	930.2	$ 1,018	$ 1,530	$ 60	$ 1,188	$ 80	$ 727
862	A_6100190-Software Maintenance	General Advertising/Misc. General Expenses	930.2	$ 417,582	$ 814,603	$ (93,532)	$ 170,049	$ 175,035	$ 148,457
863	A_6108999-OutSvc Exp Reclass	General Advertising/Misc. General Expenses	930.2	$ -	$ -	$ -	$ -	$ 15,145	$ -
864	A_6400010-M&S FurnOffEquip	General Advertising/Misc. General Expenses	930.2	$ -	$ -	$ -	$ 16,520	$ -	$ -
865	A_6400020-M&S Gen Office	General Advertising/Misc. General Expenses	930.2	$ -	$ -	$ -	$ 1,475	$ -	$ 974
866	A_6400100-M&S OS Purchases	General Advertising/Misc. General Expenses	930.2	$ -	$ 5	$ 4,715	$ -	$ -	$ 0
867	A_6700510-Ins-Longshore Comp	General Advertising/Misc. General Expenses	930.2	$ 6	$ 7	$ 4	$ 6	$ 6	$ 6
868	A_6720800-LTLease--Other	General Advertising/Misc. General Expenses	930.2	$ -	$ -	$ -	$ 259	$ 562	$ 162
869	A_6730030-Utilities-Telecom	General Advertising/Misc. General Expenses	930.2	$ 15,891	$ 165,980	$ 152,873	$ 150,799	$ 150,061	$ 361,807
870	A_6790030-Director's Expenses	General Advertising/Misc. General Expenses	930.2	$ 8,735	$ 8,952	$ 94,974	$ 9,006	$ 8,690	$ 91,507
871	A_6790050-Defd Compensation	General Advertising/Misc. General Expenses	930.2	$ -	$ -	$ (114,936)	$ -	$ -	$ 43,513
872	A_6790101-Fees-Bank	General Advertising/Misc. General Expenses	930.2	$ 44,616	$ -	$ -	$ 44,616	$ -	$ -
873	A_6790103-Fees-Registration	General Advertising/Misc. General Expenses	930.2	$ 25	$ 85	$ 60	$ 360	$ 25	$ (60)
874	A_6790199-Fees-Miscellaneous	General Advertising/Misc. General Expenses	930.2	$ -	$ -	$ -	$ -	$ -	$ -
875	A_6790210-Permitting	General Advertising/Misc. General Expenses	930.2	$ -	$ -	$ 144	$ -	$ 447	$ -
876	A_6790230-Postage Ship Courier	General Advertising/Misc. General Expenses	930.2	$ 2,909	$ 2,991	$ 2,515	$ 5,227	$ 2,935	$ 2,273
877	A_6790321-Stores Allocation	General Advertising/Misc. General Expenses	930.2	$ -	$ -	$ 431	$ -	$ -	$ -
878	A_6790322-Small Tools Alloc	General Advertising/Misc. General Expenses	930.2	$ -	$ -	$ 107	$ -	$ -	$ -
879	A_6790704-IC Corp Services	General Advertising/Misc. General Expenses	930.2	$ 63,587	$ 53,023	$ 52,983	$ 101,939	$ 54,895	$ 32,264
880	A_6790709-IC Asset Usage Fee	General Advertising/Misc. General Expenses	930.2	$ 126,540	$ 125,050	$ 123,208	$ 126,524	$ 139,280	$ 138,876
881	A_6790800-Other Oper-Misc	General Advertising/Misc. General Expenses	930.2	$ -	$ -	$ 31,116	$ -	$ -	$ (1,361)
882	A_6798999-1001/6798999	General Advertising/Misc. General Expenses	930.2	$ -	$ -	$ -	$ -	$ -	$ -
883	A_8900170-FICO Recon TOTI	General Advertising/Misc. General Expenses	930.2	$ 1,945	$ 3,144	$ 2,639	$ -	$ -	$ -
884	A_8903001-FICO Rec Enrg Alloc	General Advertising/Misc. General Expenses	930.2	$ 240,868	$ 187,453	$ 269,552	$ 202,025	$ 181,620	$ 158,675

NMGC Exhibit ECB-5
Page 518 of 596

NEW MEXICO GAS COMPANY, INC.

Operations and Maintenance Summary
Base Period - 12 Months Ending March 31, 2023
Future Test Year - 12 Months Ending September 30, 2025

	A	B	C	P	Q	R	S	T	U
3	Description	Account Name	FERC Acct	Total Company Unadjusted Base Period Ending 3/31/2023	Base Period Adjustments	Adjusted Base Period	Removal of Separately Forecasted Items (To be added back Later)	Remaining Base Period O&M to be Escalated	Escalated Linkage 1 - Results of Pure Escalation of 3.93%
836	**Administrative & General Expenses - Maintenance:**								
837	A_6100010-Advertising	General Advertising/Misc. General Expenses	930.1	$ 15,734	$ -	$ 15,734	$ -	$ 15,734	$ 16,352
838	**Total Administrative & General Maintenance Expenses**			**$ 15,734**	**$ -**	**$ 15,734**	**$ -**	**$ 15,734**	**$ 16,352**
839									
840	**Administrative & General Expenses - Operation:**								
841	A_6010000-1001/6010000	General Advertising/Misc. General Expenses	930.2	$ 1,352	$ -	$ 1,352	$ -	$ 1,352	$ 1,405
842	A_6010110-Labor Exempt ST	General Advertising/Misc. General Expenses	930.2	$ 271,867	$ 36,675	$ 308,542	$ (308,542)	$ -	$ -
843	A_6010120-Labor Exempt OT	General Advertising/Misc. General Expenses	930.2	$ 1,142	$ -	$ 1,142	$ -	$ 1,142	$ 1,187
844	A_6010130-Labor Exempt NonProd	General Advertising/Misc. General Expenses	930.2	$ 40,929	$ 2,251	$ 43,180	$ (43,180)	$ -	$ -
845	A_6010210-Labor NonExm ST	General Advertising/Misc. General Expenses	930.2	$ 6,765	$ 913	$ 7,677	$ (7,677)	$ -	$ -
846	A_6010220-Labor NonExm OT	General Advertising/Misc. General Expenses	930.2	$ 325	$ (52)	$ 273	$ (273)	$ -	$ -
847	A_6010230-Labor NonExm NonProd	General Advertising/Misc. General Expenses	930.2	$ 609	$ 34	$ 643	$ (643)	$ -	$ -
848	A_6010910-Labor OffCycle Bonus	General Advertising/Misc. General Expenses	930.2	$ 829	$ 46	$ 874	$ (874)	$ -	$ -
849	A_6018999-Labor Exp Reclass	General Advertising/Misc. General Expenses	930.2	$ (286,035)	$ (16,172)	$ (302,207)	$ 310,288	$ 8,081	$ 8,399
850	A_6030010-EE ProfDue Subs Fees	General Advertising/Misc. General Expenses	930.2	$ 1,370	$ (1,577)	$ (207)	$ -	$ (207)	$ (215)
851	A_6030040-EE Meals 50% Deduct	General Advertising/Misc. General Expenses	930.2	$ 189	$ -	$ 189	$ -	$ 189	$ 197
852	A_6030050-EE Mileage	General Advertising/Misc. General Expenses	930.2	$ 36,000	$ -	$ 36,000	$ -	$ 36,000	$ 37,416
853	A_6030070-EE Training	General Advertising/Misc. General Expenses	930.2	$ 96	$ -	$ 96	$ -	$ 96	$ 100
854	A_6030080-EE Travel Lodging	General Advertising/Misc. General Expenses	930.2	$ 0	$ -	$ 0	$ -	$ 0	$ 0
855	A_6030091-EE Apprec and Gifts	General Advertising/Misc. General Expenses	930.2	$ 1	$ -	$ 1	$ -	$ 1	$ 1
856	A_6030800-EE Miscellaneous	General Advertising/Misc. General Expenses	930.2	$ 1	$ -	$ 1	$ -	$ 1	$ 1
857	A_6100060-Consultants-Legal	General Advertising/Misc. General Expenses	930.2	$ 1,343	$ -	$ 1,343	$ -	$ 1,343	$ 1,396
858	A_6100070-Consultants-Mgmt	General Advertising/Misc. General Expenses	930.2	$ 1,005	$ -	$ 1,005	$ -	$ 1,005	$ 1,044
859	A_6100080-Consultants-Other	General Advertising/Misc. General Expenses	930.2	$ 600,293	$ -	$ 600,293	$ -	$ 600,293	$ 623,897
860	A_6100100-Contractor Services	General Advertising/Misc. General Expenses	930.2	$ 39,792	$ -	$ 39,792	$ -	$ 39,792	$ 41,356
861	A_6100150-Printing	General Advertising/Misc. General Expenses	930.2	$ 6,979	$ -	$ 6,979	$ -	$ 6,979	$ 7,253
862	A_6100190-Software Maintenance	General Advertising/Misc. General Expenses	930.2	$ 3,374,556	$ -	$ 3,374,556	$ -	$ 3,374,556	$ 3,507,248
863	A_6108999-OutSvc Exp Reclass	General Advertising/Misc. General Expenses	930.2	$ 35,996	$ -	$ 35,996	$ -	$ 35,996	$ 37,412
864	A_6400010-M&S FurnOffEquip	General Advertising/Misc. General Expenses	930.2	$ 19,003	$ -	$ 19,003	$ -	$ 19,003	$ 19,750
865	A_6400020-M&S Gen Office	General Advertising/Misc. General Expenses	930.2	$ 3,147	$ -	$ 3,147	$ -	$ 3,147	$ 3,271
866	A_6400100-M&S OS Purchases	General Advertising/Misc. General Expenses	930.2	$ 5,590	$ -	$ 5,590	$ -	$ 5,590	$ 5,810
867	A_6700510-Ins-Longshore Comp	General Advertising/Misc. General Expenses	930.2	$ 65	$ -	$ 65	$ -	$ 65	$ 68
868	A_6720800-LTLease--Other	General Advertising/Misc. General Expenses	930.2	$ 984	$ -	$ 984	$ -	$ 984	$ 1,022
869	A_6730030-Utilities-Telecom	General Advertising/Misc. General Expenses	930.2	$ 2,091,758	$ -	$ 2,091,758	$ -	$ 2,091,758	$ 2,174,008
870	A_6790030-Director's Expenses	General Advertising/Misc. General Expenses	930.2	$ 463,018	$ -	$ 463,018	$ (463,018)	$ -	$ -
871	A_6790050-Defd Compensation	General Advertising/Misc. General Expenses	930.2	$ (115,837)	$ -	$ (115,837)	$ 115,837	$ -	$ -
872	A_6790101-Fees-Bank	General Advertising/Misc. General Expenses	930.2	$ 133,389	$ -	$ 133,389	$ (133,389)	$ -	$ -
873	A_6790103-Fees-Registration	General Advertising/Misc. General Expenses	930.2	$ 970	$ -	$ 970	$ -	$ 970	$ 1,008
874	A_6790199-Fees-Miscellaneous	General Advertising/Misc. General Expenses	930.2	$ 0	$ -	$ 0	$ -	$ 0	$ 0
875	A_6790210-Permitting	General Advertising/Misc. General Expenses	930.2	$ 1,642	$ -	$ 1,642	$ -	$ 1,642	$ 1,707
876	A_6790230-Postage Ship Courier	General Advertising/Misc. General Expenses	930.2	$ 36,989	$ -	$ 36,989	$ -	$ 36,989	$ 38,443
877	A_6790321-Stores Allocation	General Advertising/Misc. General Expenses	930.2	$ 500	$ -	$ 500	$ -	$ 500	$ 520
878	A_6790322-Small Tools Alloc	General Advertising/Misc. General Expenses	930.2	$ 142	$ -	$ 142	$ -	$ 142	$ 148
879	A_6790704-IC Corp Services	General Advertising/Misc. General Expenses	930.2	$ 676,878	$ -	$ 676,878	$ (676,878)	$ -	$ -
880	A_6790709-IC Asset Usage Fee	General Advertising/Misc. General Expenses	930.2	$ 1,497,688	$ -	$ 1,497,688	$ (1,497,688)	$ -	$ -
881	A_6790800-Other Oper-Misc	General Advertising/Misc. General Expenses	930.2	$ 84,991	$ -	$ 84,991	$ -	$ 84,991	$ 88,333
882	A_6798999-1001/6798999	General Advertising/Misc. General Expenses	930.2	$ (0)	$ -	$ (0)	$ -	$ (0)	$ (0)
883	A_8900170-FICO Recon TOTI	General Advertising/Misc. General Expenses	930.2	$ 27,061	$ -	$ 27,061	$ (27,061)	$ -	$ -
884	A_8903001-FICO Rec Enrg Alloc	General Advertising/Misc. General Expenses	930.2	$ 2,505,057	$ -	$ 2,505,057	$ (2,505,057)	$ -	$ -

NMGC Exhibit ECB-5
Page 519 of 596

NEW MEXICO GAS COMPANY, INC.

Operations and Maintenance Summary
Base Period - 12 Months Ending March 31, 2023
Future Test Year - 12 Months Ending September 30, 2025

	A	B	C	V	W	X	Y	Z	AA
3	Description	Account Name	FERC Acct	Total Linkage 1 Period Separately Forecasted Items	Linkage 1 Ending 3/31/2024	Escalated Linkage 2 - Results of Pure Escalation of 1.62%	Total Linkage 2 Period Separately Forecasted Items	Linkage 2 Ending 9/30/2024	Escalated Test Year - Results of Pure Escalation of 2.90%
836	**Administrative & General Expenses - Maintenance:**								
837	A_6100010-Advertising	General Advertising/Misc. General Expenses	930.1	$ -	$ 16,352	$ 16,618	$ -	$ 16,618	$ 17,099
838	**Total Administrative & General Maintenance Expenses**			**$ -**	**$ 16,352**	**$ 16,618**	**$ -**	**$ 16,618**	**$ 17,099**
839									
840	**Administrative & General Expenses - Operation:**								
841	A_6010000-1001/6010000	General Advertising/Misc. General Expenses	930.2	$ -	$ 1,405	$ 1,428	$ -	$ 1,428	$ 1,469
842	A_6010110-Labor Exempt ST	General Advertising/Misc. General Expenses	930.2	$ 313,942	$ 313,942	$ -	$ 319,341	$ 319,341	$ -
843	A_6010120-Labor Exempt OT	General Advertising/Misc. General Expenses	930.2	$ -	$ 1,187	$ 1,206	$ -	$ 1,206	$ 1,241
844	A_6010130-Labor Exempt NonProd	General Advertising/Misc. General Expenses	930.2	$ 43,935	$ 43,935	$ -	$ 44,691	$ 44,691	$ -
845	A_6010210-Labor NonExm ST	General Advertising/Misc. General Expenses	930.2	$ 7,812	$ 7,812	$ -	$ 7,946	$ 7,946	$ -
846	A_6010220-Labor NonExm OT	General Advertising/Misc. General Expenses	930.2	$ 278	$ 278	$ -	$ 283	$ 283	$ -
847	A_6010230-Labor NonExm NonProd	General Advertising/Misc. General Expenses	930.2	$ 654	$ 654	$ -	$ 665	$ 665	$ -
848	A_6010910-Labor OffCycle Bonus	General Advertising/Misc. General Expenses	930.2	$ 889	$ 889	$ -	$ 905	$ 905	$ -
849	A_6018999-Labor Exp Reclass	General Advertising/Misc. General Expenses	930.2	$ (315,718)	$ (307,319)	$ 8,535	$ (321,148)	$ (312,613)	$ 8,783
850	A_6030010-EE ProfDue Subs Fees	General Advertising/Misc. General Expenses	930.2	$ -	$ (215)	$ (219)	$ -	$ (219)	$ (225)
851	A_6030040-EE Meals 50% Deduct	General Advertising/Misc. General Expenses	930.2	$ -	$ 197	$ 200	$ -	$ 200	$ 206
852	A_6030050-EE Mileage	General Advertising/Misc. General Expenses	930.2	$ -	$ 37,416	$ 38,023	$ -	$ 38,023	$ 39,125
853	A_6030070-EE Training	General Advertising/Misc. General Expenses	930.2	$ -	$ 100	$ 101	$ -	$ 101	$ 104
854	A_6030080-EE Travel Lodging	General Advertising/Misc. General Expenses	930.2	$ -	$ 0	$ 0	$ -	$ 0	$ 0
855	A_6030091-EE Apprec and Gifts	General Advertising/Misc. General Expenses	930.2	$ -	$ 1	$ 1	$ -	$ 1	$ 1
856	A_6030800-EE Miscellaneous	General Advertising/Misc. General Expenses	930.2	$ -	$ 1	$ 1	$ -	$ 1	$ 1
857	A_6100060-Consultants-Legal	General Advertising/Misc. General Expenses	930.2	$ -	$ 1,396	$ 1,418	$ -	$ 1,418	$ 1,460
858	A_6100070-Consultants-Mgmt	General Advertising/Misc. General Expenses	930.2	$ -	$ 1,044	$ 1,061	$ -	$ 1,061	$ 1,092
859	A_6100080-Consultants-Other	General Advertising/Misc. General Expenses	930.2	$ -	$ 623,897	$ 634,023	$ -	$ 634,023	$ 652,406
860	A_6100100-Contractor Services	General Advertising/Misc. General Expenses	930.2	$ -	$ 41,356	$ 42,028	$ -	$ 42,028	$ 43,246
861	A_6100150-Printing	General Advertising/Misc. General Expenses	930.2	$ -	$ 7,253	$ 7,371	$ -	$ 7,371	$ 7,585
862	A_6100190-Software Maintenance	General Advertising/Misc. General Expenses	930.2	$ -	$ 3,507,248	$ 3,564,172	$ -	$ 3,564,172	$ 3,667,512
863	A_6108999-OutSvc Exp Reclass	General Advertising/Misc. General Expenses	930.2	$ -	$ 37,412	$ 38,019	$ -	$ 38,019	$ 39,121
864	A_6400010-M&S FurnOffEquip	General Advertising/Misc. General Expenses	930.2	$ -	$ 19,750	$ 20,071	$ -	$ 20,071	$ 20,653
865	A_6400020-M&S Gen Office	General Advertising/Misc. General Expenses	930.2	$ -	$ 3,271	$ 3,324	$ -	$ 3,324	$ 3,420
866	A_6400100-M&S OS Purchases	General Advertising/Misc. General Expenses	930.2	$ -	$ 5,810	$ 5,904	$ -	$ 5,904	$ 6,075
867	A_6700510-Ins-Longshore Comp	General Advertising/Misc. General Expenses	930.2	$ -	$ 68	$ 69	$ -	$ 69	$ 71
868	A_6720800-LTLease--Other	General Advertising/Misc. General Expenses	930.2	$ -	$ 1,022	$ 1,039	$ -	$ 1,039	$ 1,069
869	A_6730030-Utilities-Telecom	General Advertising/Misc. General Expenses	930.2	$ -	$ 2,174,008	$ 2,209,293	$ -	$ 2,209,293	$ 2,273,350
870	A_6790030-Director's Expenses	General Advertising/Misc. General Expenses	930.2	$ 320,500	$ 320,500	$ -	$ 320,500	$ 320,500	$ -
871	A_6790050-Defd Compensation	General Advertising/Misc. General Expenses	930.2	$ 137,500	$ 137,500	$ -	$ 137,500	$ 137,500	$ -
872	A_6790101-Fees-Bank	General Advertising/Misc. General Expenses	930.2	$ 253,632	$ 253,632	$ -	$ 253,632	$ 253,632	$ -
873	A_6790103-Fees-Registration	General Advertising/Misc. General Expenses	930.2	$ -	$ 1,008	$ 1,025	$ -	$ 1,025	$ 1,054
874	A_6790199-Fees-Miscellaneous	General Advertising/Misc. General Expenses	930.2	$ -	$ 0	$ 0	$ -	$ 0	$ 0
875	A_6790210-Permitting	General Advertising/Misc. General Expenses	930.2	$ -	$ 1,707	$ 1,734	$ -	$ 1,734	$ 1,785
876	A_6790230-Postage Ship Courier	General Advertising/Misc. General Expenses	930.2	$ -	$ 38,443	$ 39,067	$ -	$ 39,067	$ 40,200
877	A_6790321-Stores Allocation	General Advertising/Misc. General Expenses	930.2	$ -	$ 520	$ 528	$ -	$ 528	$ 543
878	A_6790322-Small Tools Alloc	General Advertising/Misc. General Expenses	930.2	$ -	$ 148	$ 150	$ -	$ 150	$ 154
879	A_6790704-IC Corp Services	General Advertising/Misc. General Expenses	930.2	$ 991,158	$ 991,158	$ -	$ 1,114,019	$ 1,114,019	$ -
880	A_6790709-IC Asset Usage Fee	General Advertising/Misc. General Expenses	930.2	$ 1,222,070	$ 1,222,070	$ -	$ 1,659,550	$ 1,659,550	$ -
881	A_6790800-Other Oper-Misc	General Advertising/Misc. General Expenses	930.2	$ -	$ 88,333	$ 89,766	$ -	$ 89,766	$ 92,369
882	A_6798999-1001/6798999	General Advertising/Misc. General Expenses	930.2	$ -	$ (0)	$ (0)	$ -	$ (0)	$ (0)
883	A_8900170-FICO Recon TOTI	General Advertising/Misc. General Expenses	930.2	$ -	$ -	$ -	$ -	$ -	$ -
884	A_8903001-FICO Rec Enrg Alloc	General Advertising/Misc. General Expenses	930.2	$ 2,354,593	$ 2,354,593	$ -	$ 2,177,451	$ 2,177,451	$ -

NMGC Exhibit ECB-5
Page 520 of 596

NEW MEXICO GAS COMPANY, INC.

Operations and Maintenance Summary
Base Period - 12 Months Ending March 31, 2023
Future Test Year - 12 Months Ending September 30, 2025

	A	B	C	AB	AC	AD	AE	AF
3	Description	Account Name	FERC Acct	Total Test Period Separately Forecasted Items	10/31/2024	11/30/2024	12/31/2024	1/31/2025
836	**Administrative & General Expenses - Maintenance:**							
837	A_6100010-Advertising	General Advertising/Misc. General Expenses	930.1	$ -	$ 1,425	$ 1,425	$ 1,425	$ 1,425
838	**Total Administrative & General Maintenance Expenses**			**$ -**	**$ 1,425**	**$ 1,425**	**$ 1,425**	**$ 1,425**
839								
840	**Administrative & General Expenses - Operation:**							
841	A_6010000-1001/6010000	General Advertising/Misc. General Expenses	930.2	$ -	$ 122	$ 122	$ 122	$ 122
842	A_6010110-Labor Exempt ST	General Advertising/Misc. General Expenses	930.2	$ 355,192	$ 29,599	$ 29,599	$ 29,599	$ 29,599
843	A_6010120-Labor Exempt OT	General Advertising/Misc. General Expenses	930.2	$ -	$ 103	$ 103	$ 103	$ 103
844	A_6010130-Labor Exempt NonProd	General Advertising/Misc. General Expenses	930.2	$ 49,708	$ 4,142	$ 4,142	$ 4,142	$ 4,142
845	A_6010210-Labor NonExm ST	General Advertising/Misc. General Expenses	930.2	$ 8,838	$ 737	$ 737	$ 737	$ 737
846	A_6010220-Labor NonExm OT	General Advertising/Misc. General Expenses	930.2	$ 314	$ 26	$ 26	$ 26	$ 26
847	A_6010230-Labor NonExm NonProd	General Advertising/Misc. General Expenses	930.2	$ 740	$ 62	$ 62	$ 62	$ 62
848	A_6010910-Labor OffCycle Bonus	General Advertising/Misc. General Expenses	930.2	$ 1,006	$ 84	$ 84	$ 84	$ 84
849	A_6018999-Labor Exp Reclass	General Advertising/Misc. General Expenses	930.2	$ (357,202)	$ (29,035)	$ (29,035)	$ (29,035)	$ (29,035)
850	A_6030010-EE ProfDue Subs Fees	General Advertising/Misc. General Expenses	930.2	$ -	$ (19)	$ (19)	$ (19)	$ (19)
851	A_6030040-EE Meals 50% Deduct	General Advertising/Misc. General Expenses	930.2	$ -	$ 17	$ 17	$ 17	$ 17
852	A_6030050-EE Mileage	General Advertising/Misc. General Expenses	930.2	$ -	$ 3,260	$ 3,260	$ 3,260	$ 3,260
853	A_6030070-EE Training	General Advertising/Misc. General Expenses	930.2	$ -	$ 9	$ 9	$ 9	$ 9
854	A_6030080-EE Travel Lodging	General Advertising/Misc. General Expenses	930.2	$ -	$ 0	$ 0	$ 0	$ 0
855	A_6030091-EE Apprec and Gifts	General Advertising/Misc. General Expenses	930.2	$ -	$ 0	$ 0	$ 0	$ 0
856	A_6030800-EE Miscellaneous	General Advertising/Misc. General Expenses	930.2	$ -	$ 0	$ 0	$ 0	$ 0
857	A_6100060-Consultants-Legal	General Advertising/Misc. General Expenses	930.2	$ -	$ 122	$ 122	$ 122	$ 122
858	A_6100070-Consultants-Mgmt	General Advertising/Misc. General Expenses	930.2	$ -	$ 91	$ 91	$ 91	$ 91
859	A_6100080-Consultants-Other	General Advertising/Misc. General Expenses	930.2	$ -	$ 54,367	$ 54,367	$ 54,367	$ 54,367
860	A_6100100-Contractor Services	General Advertising/Misc. General Expenses	930.2	$ -	$ 3,604	$ 3,604	$ 3,604	$ 3,604
861	A_6100150-Printing	General Advertising/Misc. General Expenses	930.2	$ -	$ 632	$ 632	$ 632	$ 632
862	A_6100190-Software Maintenance	General Advertising/Misc. General Expenses	930.2	$ -	$ 305,626	$ 305,626	$ 305,626	$ 305,626
863	A_6108999-OutSvc Exp Reclass	General Advertising/Misc. General Expenses	930.2	$ -	$ 3,260	$ 3,260	$ 3,260	$ 3,260
864	A_6400010-M&S FurnOffEquip	General Advertising/Misc. General Expenses	930.2	$ -	$ 1,721	$ 1,721	$ 1,721	$ 1,721
865	A_6400020-M&S Gen Office	General Advertising/Misc. General Expenses	930.2	$ -	$ 285	$ 285	$ 285	$ 285
866	A_6400100-M&S OS Purchases	General Advertising/Misc. General Expenses	930.2	$ -	$ 506	$ 506	$ 506	$ 506
867	A_6700510-Ins-Longshore Comp	General Advertising/Misc. General Expenses	930.2	$ -	$ 6	$ 6	$ 6	$ 6
868	A_6720800-LTLease--Other	General Advertising/Misc. General Expenses	930.2	$ -	$ 89	$ 89	$ 89	$ 89
869	A_6730030-Utilities-Telecom	General Advertising/Misc. General Expenses	930.2	$ -	$ 189,446	$ 189,446	$ 189,446	$ 189,446
870	A_6790030-Director's Expenses	General Advertising/Misc. General Expenses	930.2	$ 327,192	$ 27,266	$ 27,266	$ 27,266	$ 27,266
871	A_6790050-Defd Compensation	General Advertising/Misc. General Expenses	930.2	$ 137,500	$ 11,458	$ 11,458	$ 11,458	$ 11,458
872	A_6790101-Fees-Bank	General Advertising/Misc. General Expenses	930.2	$ 253,632	$ 21,136	$ 21,136	$ 21,136	$ 21,136
873	A_6790103-Fees-Registration	General Advertising/Misc. General Expenses	930.2	$ -	$ 88	$ 88	$ 88	$ 88
874	A_6790199-Fees-Miscellaneous	General Advertising/Misc. General Expenses	930.2	$ -	$ 0	$ 0	$ 0	$ 0
875	A_6790210-Permitting	General Advertising/Misc. General Expenses	930.2	$ -	$ 149	$ 149	$ 149	$ 149
876	A_6790230-Postage Ship Courier	General Advertising/Misc. General Expenses	930.2	$ -	$ 3,350	$ 3,350	$ 3,350	$ 3,350
877	A_6790321-Stores Allocation	General Advertising/Misc. General Expenses	930.2	$ -	$ 45	$ 45	$ 45	$ 45
878	A_6790322-Small Tools Alloc	General Advertising/Misc. General Expenses	930.2	$ -	$ 13	$ 13	$ 13	$ 13
879	A_6790704-IC Corp Services	General Advertising/Misc. General Expenses	930.2	$ 1,869,913	$ 155,826	$ 155,826	$ 155,826	$ 155,826
880	A_6790709-IC Asset Usage Fee	General Advertising/Misc. General Expenses	930.2	$ 1,204,571	$ 100,381	$ 100,381	$ 100,381	$ 100,381
881	A_6790800-Other Oper-Misc	General Advertising/Misc. General Expenses	930.2	$ -	$ 7,697	$ 7,697	$ 7,697	$ 7,697
882	A_6798999-1001/6798999	General Advertising/Misc. General Expenses	930.2	$ -	$ (0)	$ (0)	$ (0)	$ (0)
883	A_8900170-FICO Recon TOTI	General Advertising/Misc. General Expenses	930.2	$ -	$ -	$ -	$ -	$ -
884	A_8903001-FICO Rec Enrg Alloc	General Advertising/Misc. General Expenses	930.2	$ 2,145,396	$ 178,783	$ 178,783	$ 178,783	$ 178,783

NMGC Exhibit ECB-5
Page 521 of 596

Sponsored by NMGC Witness Erik C. Buchanan

630 Schedule H-1.3 Test Period

NEW MEXICO GAS COMPANY, INC.

Operations and Maintenance Summary
Base Period - 12 Months Ending March 31, 2023
Future Test Year - 12 Months Ending September 30, 2025

	A	B	C	AG	AH	AI	AJ	AK
3	Description	Account Name	FERC Acct	2/28/2025	3/31/2025	4/30/2025	5/31/2025	6/30/2025
836	**Administrative & General Expenses - Maintenance:**							
837	A_6100010-Advertising	General Advertising/Misc. General Expenses	930.1	$ 1,425	$ 1,425	$ 1,425	$ 1,425	$ 1,425
838	**Total Administrative & General Maintenance Expenses**			**$ 1,425**	**$ 1,425**	**$ 1,425**	**$ 1,425**	**$ 1,425**
839								
840	**Administrative & General Expenses - Operation:**							
841	A_6010000-1001/6010000	General Advertising/Misc. General Expenses	930.2	$ 122	$ 122	$ 122	$ 122	$ 122
842	A_6010110-Labor Exempt ST	General Advertising/Misc. General Expenses	930.2	$ 29,599	$ 29,599	$ 29,599	$ 29,599	$ 29,599
843	A_6010120-Labor Exempt OT	General Advertising/Misc. General Expenses	930.2	$ 103	$ 103	$ 103	$ 103	$ 103
844	A_6010130-Labor Exempt NonProd	General Advertising/Misc. General Expenses	930.2	$ 4,142	$ 4,142	$ 4,142	$ 4,142	$ 4,142
845	A_6010210-Labor NonExm ST	General Advertising/Misc. General Expenses	930.2	$ 737	$ 737	$ 737	$ 737	$ 737
846	A_6010220-Labor NonExm OT	General Advertising/Misc. General Expenses	930.2	$ 26	$ 26	$ 26	$ 26	$ 26
847	A_6010230-Labor NonExm NonProd	General Advertising/Misc. General Expenses	930.2	$ 62	$ 62	$ 62	$ 62	$ 62
848	A_6010910-Labor OffCycle Bonus	General Advertising/Misc. General Expenses	930.2	$ 84	$ 84	$ 84	$ 84	$ 84
849	A_6018999-Labor Exp Reclass	General Advertising/Misc. General Expenses	930.2	$ (29,035)	$ (29,035)	$ (29,035)	$ (29,035)	$ (29,035)
850	A_6030010-EE ProfDue Subs Fees	General Advertising/Misc. General Expenses	930.2	$ (19)	$ (19)	$ (19)	$ (19)	$ (19)
851	A_6030040-EE Meals 50% Deduct	General Advertising/Misc. General Expenses	930.2	$ 17	$ 17	$ 17	$ 17	$ 17
852	A_6030050-EE Mileage	General Advertising/Misc. General Expenses	930.2	$ 3,260	$ 3,260	$ 3,260	$ 3,260	$ 3,260
853	A_6030070-EE Training	General Advertising/Misc. General Expenses	930.2	$ 9	$ 9	$ 9	$ 9	$ 9
854	A_6030080-EE Travel Lodging	General Advertising/Misc. General Expenses	930.2	$ 0	$ 0	$ 0	$ 0	$ 0
855	A_6030091-EE Apprec and Gifts	General Advertising/Misc. General Expenses	930.2	$ 0	$ 0	$ 0	$ 0	$ 0
856	A_6030800-EE Miscellaneous	General Advertising/Misc. General Expenses	930.2	$ 0	$ 0	$ 0	$ 0	$ 0
857	A_6100060-Consultants-Legal	General Advertising/Misc. General Expenses	930.2	$ 122	$ 122	$ 122	$ 122	$ 122
858	A_6100070-Consultants-Mgmt	General Advertising/Misc. General Expenses	930.2	$ 91	$ 91	$ 91	$ 91	$ 91
859	A_6100080-Consultants-Other	General Advertising/Misc. General Expenses	930.2	$ 54,367	$ 54,367	$ 54,367	$ 54,367	$ 54,367
860	A_6100100-Contractor Services	General Advertising/Misc. General Expenses	930.2	$ 3,604	$ 3,604	$ 3,604	$ 3,604	$ 3,604
861	A_6100150-Printing	General Advertising/Misc. General Expenses	930.2	$ 632	$ 632	$ 632	$ 632	$ 632
862	A_6100190-Software Maintenance	General Advertising/Misc. General Expenses	930.2	$ 305,626	$ 305,626	$ 305,626	$ 305,626	$ 305,626
863	A_6108999-OutSvc Exp Reclass	General Advertising/Misc. General Expenses	930.2	$ 3,260	$ 3,260	$ 3,260	$ 3,260	$ 3,260
864	A_6400010-M&S FurnOffEquip	General Advertising/Misc. General Expenses	930.2	$ 1,721	$ 1,721	$ 1,721	$ 1,721	$ 1,721
865	A_6400020-M&S Gen Office	General Advertising/Misc. General Expenses	930.2	$ 285	$ 285	$ 285	$ 285	$ 285
866	A_6400100-M&S OS Purchases	General Advertising/Misc. General Expenses	930.2	$ 506	$ 506	$ 506	$ 506	$ 506
867	A_6700510-Ins-Longshore Comp	General Advertising/Misc. General Expenses	930.2	$ 6	$ 6	$ 6	$ 6	$ 6
868	A_6720800-LTLease--Other	General Advertising/Misc. General Expenses	930.2	$ 89	$ 89	$ 89	$ 89	$ 89
869	A_6730030-Utilities-Telecom	General Advertising/Misc. General Expenses	930.2	$ 189,446	$ 189,446	$ 189,446	$ 189,446	$ 189,446
870	A_6790030-Director's Expenses	General Advertising/Misc. General Expenses	930.2	$ 27,266	$ 27,266	$ 27,266	$ 27,266	$ 27,266
871	A_6790050-Defd Compensation	General Advertising/Misc. General Expenses	930.2	$ 11,458	$ 11,458	$ 11,458	$ 11,458	$ 11,458
872	A_6790101-Fees-Bank	General Advertising/Misc. General Expenses	930.2	$ 21,136	$ 21,136	$ 21,136	$ 21,136	$ 21,136
873	A_6790103-Fees-Registration	General Advertising/Misc. General Expenses	930.2	$ 88	$ 88	$ 88	$ 88	$ 88
874	A_6790199-Fees-Miscellaneous	General Advertising/Misc. General Expenses	930.2	$ 0	$ 0	$ 0	$ 0	$ 0
875	A_6790210-Permitting	General Advertising/Misc. General Expenses	930.2	$ 149	$ 149	$ 149	$ 149	$ 149
876	A_6790230-Postage Ship Courier	General Advertising/Misc. General Expenses	930.2	$ 3,350	$ 3,350	$ 3,350	$ 3,350	$ 3,350
877	A_6790321-Stores Allocation	General Advertising/Misc. General Expenses	930.2	$ 45	$ 45	$ 45	$ 45	$ 45
878	A_6790322-Small Tools Alloc	General Advertising/Misc. General Expenses	930.2	$ 13	$ 13	$ 13	$ 13	$ 13
879	A_6790704-IC Corp Services	General Advertising/Misc. General Expenses	930.2	$ 155,826	$ 155,826	$ 155,826	$ 155,826	$ 155,826
880	A_6790709-IC Asset Usage Fee	General Advertising/Misc. General Expenses	930.2	$ 100,381	$ 100,381	$ 100,381	$ 100,381	$ 100,381
881	A_6790800-Other Oper-Misc	General Advertising/Misc. General Expenses	930.2	$ 7,697	$ 7,697	$ 7,697	$ 7,697	$ 7,697
882	A_6798999-1001/6798999	General Advertising/Misc. General Expenses	930.2	$ (0)	$ (0)	$ (0)	$ (0)	$ (0)
883	A_8900170-FICO Recon TOTI	General Advertising/Misc. General Expenses	930.2	$ -	$ -	$ -	$ -	$ -
884	A_8903001-FICO Rec Enrg Alloc	General Advertising/Misc. General Expenses	930.2	$ 178,783	$ 178,783	$ 178,783	$ 178,783	$ 178,783

NMGC Exhibit ECB-5
Page 522 of 596

Sponsored by NMGC Witness Erik C. Buchanan

630 Schedule H-1.3 Test Period

NEW MEXICO GAS COMPANY, INC.

Operations and Maintenance Summary
Base Period - 12 Months Ending March 31, 2023
Future Test Year - 12 Months Ending September 30, 2025

	A	B	C	AL	AM	AN	AO
3	Description	Account Name	FERC Acct	7/31/2025	8/31/2025	9/30/2025	Future Test Year Ending 9/30/2025
836	**Administrative & General Expenses - Maintenance:**						
837	A_6100010-Advertising	General Advertising/Misc. General Expenses	930.1	$ 1,425	$ 1,425	$ 1,425	$ 17,099
838	**Total Administrative & General Maintenance Expenses**			**$ 1,425**	**$ 1,425**	**$ 1,425**	**$ 17,099**
839							
840	**Administrative & General Expenses - Operation:**						
841	A_6010000-1001/6010000	General Advertising/Misc. General Expenses	930.2	$ 122	$ 122	$ 122	$ 1,469
842	A_6010110-Labor Exempt ST	General Advertising/Misc. General Expenses	930.2	$ 29,599	$ 29,599	$ 29,599	$ 355,192
843	A_6010120-Labor Exempt OT	General Advertising/Misc. General Expenses	930.2	$ 103	$ 103	$ 103	$ 1,241
844	A_6010130-Labor Exempt NonProd	General Advertising/Misc. General Expenses	930.2	$ 4,142	$ 4,142	$ 4,142	$ 49,708
845	A_6010210-Labor NonExm ST	General Advertising/Misc. General Expenses	930.2	$ 737	$ 737	$ 737	$ 8,838
846	A_6010220-Labor NonExm OT	General Advertising/Misc. General Expenses	930.2	$ 26	$ 26	$ 26	$ 314
847	A_6010230-Labor NonExm NonProd	General Advertising/Misc. General Expenses	930.2	$ 62	$ 62	$ 62	$ 740
848	A_6010910-Labor OffCycle Bonus	General Advertising/Misc. General Expenses	930.2	$ 84	$ 84	$ 84	$ 1,006
849	A_6018999-Labor Exp Reclass	General Advertising/Misc. General Expenses	930.2	$ (29,035)	$ (29,035)	$ (29,035)	$ (348,420)
850	A_6030010-EE ProfDue Subs Fees	General Advertising/Misc. General Expenses	930.2	$ (19)	$ (19)	$ (19)	$ (225)
851	A_6030040-EE Meals 50% Deduct	General Advertising/Misc. General Expenses	930.2	$ 17	$ 17	$ 17	$ 206
852	A_6030050-EE Mileage	General Advertising/Misc. General Expenses	930.2	$ 3,260	$ 3,260	$ 3,260	$ 39,125
853	A_6030070-EE Training	General Advertising/Misc. General Expenses	930.2	$ 9	$ 9	$ 9	$ 104
854	A_6030080-EE Travel Lodging	General Advertising/Misc. General Expenses	930.2	$ 0	$ 0	$ 0	$ 0
855	A_6030091-EE Apprec and Gifts	General Advertising/Misc. General Expenses	930.2	$ 0	$ 0	$ 0	$ 1
856	A_6030800-EE Miscellaneous	General Advertising/Misc. General Expenses	930.2	$ 0	$ 0	$ 0	$ 1
857	A_6100060-Consultants-Legal	General Advertising/Misc. General Expenses	930.2	$ 122	$ 122	$ 122	$ 1,460
858	A_6100070-Consultants-Mgmt	General Advertising/Misc. General Expenses	930.2	$ 91	$ 91	$ 91	$ 1,092
859	A_6100080-Consultants-Other	General Advertising/Misc. General Expenses	930.2	$ 54,367	$ 54,367	$ 54,367	$ 652,406
860	A_6100100-Contractor Services	General Advertising/Misc. General Expenses	930.2	$ 3,604	$ 3,604	$ 3,604	$ 43,246
861	A_6100150-Printing	General Advertising/Misc. General Expenses	930.2	$ 632	$ 632	$ 632	$ 7,585
862	A_6100190-Software Maintenance	General Advertising/Misc. General Expenses	930.2	$ 305,626	$ 305,626	$ 305,626	$ 3,667,512
863	A_6108999-OutSvc Exp Reclass	General Advertising/Misc. General Expenses	930.2	$ 3,260	$ 3,260	$ 3,260	$ 39,121
864	A_6400010-M&S FurnOffEquip	General Advertising/Misc. General Expenses	930.2	$ 1,721	$ 1,721	$ 1,721	$ 20,653
865	A_6400020-M&S Gen Office	General Advertising/Misc. General Expenses	930.2	$ 285	$ 285	$ 285	$ 3,420
866	A_6400100-M&S OS Purchases	General Advertising/Misc. General Expenses	930.2	$ 506	$ 506	$ 506	$ 6,075
867	A_6700510-Ins-Longshore Comp	General Advertising/Misc. General Expenses	930.2	$ 6	$ 6	$ 6	$ 71
868	A_6720800-LTLease--Other	General Advertising/Misc. General Expenses	930.2	$ 89	$ 89	$ 89	$ 1,069
869	A_6730030-Utilities-Telecom	General Advertising/Misc. General Expenses	930.2	$ 189,446	$ 189,446	$ 189,446	$ 2,273,350
870	A_6790030-Director's Expenses	General Advertising/Misc. General Expenses	930.2	$ 27,266	$ 27,266	$ 27,266	$ 327,192
871	A_6790050-Defd Compensation	General Advertising/Misc. General Expenses	930.2	$ 11,458	$ 11,458	$ 11,458	$ 137,500
872	A_6790101-Fees-Bank	General Advertising/Misc. General Expenses	930.2	$ 21,136	$ 21,136	$ 21,136	$ 253,632
873	A_6790103-Fees-Registration	General Advertising/Misc. General Expenses	930.2	$ 88	$ 88	$ 88	$ 1,054
874	A_6790199-Fees-Miscellaneous	General Advertising/Misc. General Expenses	930.2	$ 0	$ 0	$ 0	$ 0
875	A_6790210-Permitting	General Advertising/Misc. General Expenses	930.2	$ 149	$ 149	$ 149	$ 1,785
876	A_6790230-Postage Ship Courier	General Advertising/Misc. General Expenses	930.2	$ 3,350	$ 3,350	$ 3,350	$ 40,200
877	A_6790321-Stores Allocation	General Advertising/Misc. General Expenses	930.2	$ 45	$ 45	$ 45	$ 543
878	A_6790322-Small Tools Alloc	General Advertising/Misc. General Expenses	930.2	$ 13	$ 13	$ 13	$ 154
879	A_6790704-IC Corp Services	General Advertising/Misc. General Expenses	930.2	$ 155,826	$ 155,826	$ 155,826	$ 1,869,913
880	A_6790709-IC Asset Usage Fee	General Advertising/Misc. General Expenses	930.2	$ 100,381	$ 100,381	$ 100,381	$ 1,204,571
881	A_6790800-Other Oper-Misc	General Advertising/Misc. General Expenses	930.2	$ 7,697	$ 7,697	$ 7,697	$ 92,369
882	A_6798999-1001/6798999	General Advertising/Misc. General Expenses	930.2	$ (0)	$ (0)	$ (0)	$ (0)
883	A_8900170-FICO Recon TOTI	General Advertising/Misc. General Expenses	930.2	$ -	$ -	$ -	$ -
884	A_8903001-FICO Rec Enrg Alloc	General Advertising/Misc. General Expenses	930.2	$ 178,783	$ 178,783	$ 178,783	$ 2,145,396

NMGC Exhibit ECB-5
Page 523 of 596

NEW MEXICO GAS COMPANY, INC.

Operations and Maintenance Summary
Base Period - 12 Months Ending March 31, 2023
Future Test Year - 12 Months Ending September 30, 2025

	A	B	C	D	E	F	G	H	I
3	Description	Account Name	FERC Acct	4/30/2022	5/31/2022	6/30/2022	7/31/2022	8/31/2022	9/30/2022
885	A_8903002-FICO Rec IT Alloc	General Advertising/Misc. General Expenses	930.2	$ 362,794	$ 380,437	$ 359,459	$ 326,617	$ 401,277	$ 365,235
886	A_8903003-FICO Rec Telec Alloc	General Advertising/Misc. General Expenses	930.2	$ 2,462	$ 2,462	$ 2,462	$ 2,462	$ 2,462	$ 2,462
887	A_8903005-FICO Rec HR Alloc	General Advertising/Misc. General Expenses	930.2	$ 27,981	$ 12,506	$ 52,453	$ 36,662	$ 41,334	$ 35,619
888	A_8903007-FICO Rec Proc Alloc	General Advertising/Misc. General Expenses	930.2	$ 6,668	$ 7,045	$ 6,926	$ 6,573	$ 7,703	$ 6,407
889	A_8903008-FICO Rec HR ER Alloc	General Advertising/Misc. General Expenses	930.2	$ 4,669	$ 3,931	$ 4,981	$ 3,937	$ 4,179	$ 4,245
890	A_8903009-FICO Rec EM Alloc	General Advertising/Misc. General Expenses	930.2	$ 9,868	$ 9,760	$ 10,279	$ 15,387	$ 6,380	$ 6,692
891	A_8903011-FICO Rec AP Alloc	General Advertising/Misc. General Expenses	930.2	$ 18,022	$ 17,500	$ 15,665	$ 22,219	$ 13,266	$ 16,722
892	A_8903012-FICO Rec Claim Alloc	General Advertising/Misc. General Expenses	930.2	$ 496	$ 516	$ 515	$ 496	$ 535	$ 540
893	**Total Administrative & General Maintenance Expenses**			**$ 1,554,899**	**$ 1,434,033**	**$ 1,570,369**	**$ 1,428,972**	**$ 1,231,868**	**$ 1,306,497**
894									
895	**Total Administrative & General Expenses**			**$ 3,863,416**	**$ 3,992,926**	**$ 4,228,809**	**$ 3,671,548**	**$ 3,468,994**	**$ 3,000,609**
896									
897	**Total Operations and Maintenance Expenses**			**$ 24,679,216**	**$ 26,697,359**	**$ 26,263,876**	**$ 20,887,273**	**$ 22,200,381**	**$ 27,124,725**

NMGC Exhibit ECB-5
Page 524 of 596

NEW MEXICO GAS COMPANY, INC.

Operations and Maintenance Summary
Base Period - 12 Months Ending March 31, 2023
Future Test Year - 12 Months Ending September 30, 2025

	A	B	C	J	K	L	M	N	O
3	Description	Account Name	FERC Acct	10/31/2022	11/30/2022	12/31/2022	1/31/2023	2/28/2023	3/31/2023
885	A_8903002-FICO Rec IT Alloc	General Advertising/Misc. General Expenses	930.2	$ 462,282	$ 361,256	$ 521,126	$ 381,878	$ 369,524	$ 384,883
886	A_8903003-FICO Rec Telec Alloc	General Advertising/Misc. General Expenses	930.2	$ 2,462	$ 2,462	$ 2,462	$ 2,429	$ 2,429	$ 2,429
887	A_8903005-FICO Rec HR Alloc	General Advertising/Misc. General Expenses	930.2	$ 32,149	$ 39,097	$ 33,198	$ 69,948	$ 561	$ 36,696
888	A_8903007-FICO Rec Proc Alloc	General Advertising/Misc. General Expenses	930.2	$ 7,449	$ 7,997	$ 7,512	$ 3,411	$ 3,054	$ 3,675
889	A_8903008-FICO Rec HR ER Alloc	General Advertising/Misc. General Expenses	930.2	$ 1,736	$ 3,787	$ 4,149	$ 1,782	$ 1,438	$ 1,294
890	A_8903009-FICO Rec EM Alloc	General Advertising/Misc. General Expenses	930.2	$ 7,381	$ 6,705	$ 5,878	$ 10,627	$ 5,521	$ 5,762
891	A_8903011-FICO Rec AP Alloc	General Advertising/Misc. General Expenses	930.2	$ 14,738	$ 14,749	$ 17,364	$ 14,026	$ 13,195	$ 15,188
892	A_8903012-FICO Rec Claim Alloc	General Advertising/Misc. General Expenses	930.2	$ 496	$ 531	$ 520	$ 960	$ 832	$ 932
893	**Total Administrative & General Maintenance Expenses**			**$ 1,507,014**	**$ 1,842,268**	**$ 1,199,364**	**$ 1,383,611**	**$ 1,170,557**	**$ 1,478,218**
894									
895	**Total Administrative & General Expenses**			**$ 3,347,743**	**$ 2,652,644**	**$ 4,465,208**	**$ 3,377,105**	**$ 4,057,422**	**$ 4,295,931**
896									
897	**Total Operations and Maintenance Expenses**			**$ 33,343,636**	**$ 43,850,503**	**$ 75,836,758**	**$ 97,551,808**	**$ 64,837,045**	**$ 18,996,712**

NMGC Exhibit ECB-5
Page 525 of 596

NEW MEXICO GAS COMPANY, INC.

Operations and Maintenance Summary
Base Period - 12 Months Ending March 31, 2023
Future Test Year - 12 Months Ending September 30, 2025

	A	B	C	P	Q	R	S	T	U
3	Description	Account Name	FERC Acct	Total Company Unadjusted Base Period Ending 3/31/2023	Base Period Adjustments	Adjusted Base Period	Removal of Separately Forecasted Items (To be added back Later)	Remaining Base Period O&M to be Escalated	Escalated Linkage 1 - Results of Pure Escalation of 3.93%
885	A_8903002-FICO Rec IT Alloc	General Advertising/Misc. General Expenses	930.2	$ 4,676,769	$ -	$ 4,676,769	$ (4,676,769)	$ -	$ -
886	A_8903003-FICO Rec Telec Alloc	General Advertising/Misc. General Expenses	930.2	$ 29,447	$ -	$ 29,447	$ (29,447)	$ -	$ -
887	A_8903005-FICO Rec HR Alloc	General Advertising/Misc. General Expenses	930.2	$ 418,202	$ -	$ 418,202	$ (418,202)	$ -	$ -
888	A_8903007-FICO Rec Proc Alloc	General Advertising/Misc. General Expenses	930.2	$ 74,420	$ -	$ 74,420	$ (74,420)	$ -	$ -
889	A_8903008-FICO Rec HR ER Alloc	General Advertising/Misc. General Expenses	930.2	$ 40,129	$ -	$ 40,129	$ (40,129)	$ -	$ -
890	A_8903009-FICO Rec EM Alloc	General Advertising/Misc. General Expenses	930.2	$ 100,242	$ -	$ 100,242	$ (100,242)	$ -	$ -
891	A_8903011-FICO Rec AP Alloc	General Advertising/Misc. General Expenses	930.2	$ 192,654	$ -	$ 192,654	$ (192,654)	$ -	$ -
892	A_8903012-FICO Rec Claim Alloc	General Advertising/Misc. General Expenses	930.2	$ 7,368	$ -	$ 7,368	$ (7,368)	$ -	$ -
893	**Total Administrative & General Maintenance Expenses**			**$ 17,107,668**	**$ 22,116**	**$ 17,129,784**	**$ (10,777,386)**	**$ 6,352,398**	**$ 6,602,183**
894									
895	**Total Administrative & General Expenses**			**$ 44,422,354**	**$ (2,648,025)**	**$ 41,774,329**	**$ (42,619,093)**	**$ (844,764)**	**$ (877,981)**
896									
897	**Total Operations and Maintenance Expenses**			**$ 482,269,293**	**$ (382,536,249)**	**$ 99,733,044**	**$ (83,409,495)**	**$ 16,323,549**	**$ 16,965,412**

NMGC Exhibit ECB-5
Page 526 of 596

NEW MEXICO GAS COMPANY, INC.

Operations and Maintenance Summary
Base Period - 12 Months Ending March 31, 2023
Future Test Year - 12 Months Ending September 30, 2025

	A	B	C	V	W	X	Y	Z	AA
3	Description	Account Name	FERC Acct	Total Linkage 1 Period Separately Forecasted Items	Linkage 1 Ending 3/31/2024	Escalated Linkage 2 - Results of Pure Escalation of 1.62%	Total Linkage 2 Period Separately Forecasted Items	Linkage 2 Ending 9/30/2024	Escalated Test Year - Results of Pure Escalation of 2.90%
885	A_8903002-FICO Rec IT Alloc	General Advertising/Misc. General Expenses	930.2	$ 4,670,058	$ 4,670,058	$ -	$ 4,616,573	$ 4,616,573	$ -
886	A_8903003-FICO Rec Telec Alloc	General Advertising/Misc. General Expenses	930.2	$ 102,984	$ 102,984	$ -	$ 308,952	$ 308,952	$ -
887	A_8903005-FICO Rec HR Alloc	General Advertising/Misc. General Expenses	930.2	$ 439,664	$ 439,664	$ -	$ 369,350	$ 369,350	$ -
888	A_8903007-FICO Rec Proc Alloc	General Advertising/Misc. General Expenses	930.2	$ 43,072	$ 43,072	$ -	$ 47,028	$ 47,028	$ -
889	A_8903008-FICO Rec HR ER Alloc	General Advertising/Misc. General Expenses	930.2	$ 45,978	$ 45,978	$ -	$ 78,253	$ 78,253	$ -
890	A_8903009-FICO Rec EM Alloc	General Advertising/Misc. General Expenses	930.2	$ 87,996	$ 87,996	$ -	$ 39,332	$ 39,332	$ -
891	A_8903011-FICO Rec AP Alloc	General Advertising/Misc. General Expenses	930.2	$ 155,551	$ 155,551	$ -	$ 169,418	$ 169,418	$ -
892	A_8903012-FICO Rec Claim Alloc	General Advertising/Misc. General Expenses	930.2	$ 11,232	$ 11,232	$ -	$ 11,100	$ 11,100	$ -
893	**Total Administrative & General Maintenance Expenses**			**$ 10,887,780**	**$ 17,489,963**	**$ 6,709,338**	**$ 11,355,341**	**$ 18,064,679**	**$ 6,903,870**
894									
895	**Total Administrative & General Expenses**			**$ 43,116,617**	**$ 42,238,636**	**$ (892,231)**	**$ 44,670,327**	**$ 43,778,096**	**$ (918,101)**
896									
897	**Total Operations and Maintenance Expenses**			**$ 85,549,541**	**$ 102,514,954**	**$ 17,240,766**	**$ 87,422,343**	**$ 104,663,109**	**$ 17,740,647**

NMGC Exhibit ECB-5
Page 527 of 596

NEW MEXICO GAS COMPANY, INC.

Operations and Maintenance Summary
Base Period - 12 Months Ending March 31, 2023
Future Test Year - 12 Months Ending September 30, 2025

	A	B	C	AB	AC	AD	AE	AF
3	Description	Account Name	FERC Acct	Total Test Period Separately Forecasted Items	10/31/2024	11/30/2024	12/31/2024	1/31/2025
885	A_8903002-FICO Rec IT Alloc	General Advertising/Misc. General Expenses	930.2	$ 4,718,920	$ 393,243	$ 393,243	$ 393,243	$ 393,243
886	A_8903003-FICO Rec Telec Alloc	General Advertising/Misc. General Expenses	930.2	$ 423,522	$ 35,294	$ 35,294	$ 35,294	$ 35,294
887	A_8903005-FICO Rec HR Alloc	General Advertising/Misc. General Expenses	930.2	$ 343,592	$ 28,633	$ 28,633	$ 28,633	$ 28,633
888	A_8903007-FICO Rec Proc Alloc	General Advertising/Misc. General Expenses	930.2	$ 50,385	$ 4,199	$ 4,199	$ 4,199	$ 4,199
889	A_8903008-FICO Rec HR ER Alloc	General Advertising/Misc. General Expenses	930.2	$ 97,046	$ 8,087	$ 8,087	$ 8,087	$ 8,087
890	A_8903009-FICO Rec EM Alloc	General Advertising/Misc. General Expenses	930.2	$ 15,422	$ 1,285	$ 1,285	$ 1,285	$ 1,285
891	A_8903011-FICO Rec AP Alloc	General Advertising/Misc. General Expenses	930.2	$ 181,310	$ 15,109	$ 15,109	$ 15,109	$ 15,109
892	A_8903012-FICO Rec Claim Alloc	General Advertising/Misc. General Expenses	930.2	$ 11,344	$ 945	$ 945	$ 945	$ 945
893	**Total Administrative & General Maintenance Expenses**			**$ 11,838,343**	**$ 1,561,851**	**$ 1,561,851**	**$ 1,561,851**	**$ 1,561,851**
894								
895	**Total Administrative & General Expenses**			**$ 49,551,989**	**$ 4,052,824**	**$ 4,052,824**	**$ 4,052,824**	**$ 4,052,824**
896								
897	**Total Operations and Maintenance Expenses**			**$ 97,386,194**	**$ 9,593,903**	**$ 9,593,903**	**$ 9,593,903**	**$ 9,593,903**

NMGC Exhibit ECB-5
Page 528 of 596

NEW MEXICO GAS COMPANY, INC.

Operations and Maintenance Summary
Base Period - 12 Months Ending March 31, 2023
Future Test Year - 12 Months Ending September 30, 2025

	A	B	C	AG	AH	AI	AJ	AK
3	Description	Account Name	FERC Acct	2/28/2025	3/31/2025	4/30/2025	5/31/2025	6/30/2025
885	A_8903002-FICO Rec IT Alloc	General Advertising/Misc. General Expenses	930.2	$ 393,243	$ 393,243	$ 393,243	$ 393,243	$ 393,243
886	A_8903003-FICO Rec Telec Alloc	General Advertising/Misc. General Expenses	930.2	$ 35,294	$ 35,294	$ 35,294	$ 35,294	$ 35,294
887	A_8903005-FICO Rec HR Alloc	General Advertising/Misc. General Expenses	930.2	$ 28,633	$ 28,633	$ 28,633	$ 28,633	$ 28,633
888	A_8903007-FICO Rec Proc Alloc	General Advertising/Misc. General Expenses	930.2	$ 4,199	$ 4,199	$ 4,199	$ 4,199	$ 4,199
889	A_8903008-FICO Rec HR ER Alloc	General Advertising/Misc. General Expenses	930.2	$ 8,087	$ 8,087	$ 8,087	$ 8,087	$ 8,087
890	A_8903009-FICO Rec EM Alloc	General Advertising/Misc. General Expenses	930.2	$ 1,285	$ 1,285	$ 1,285	$ 1,285	$ 1,285
891	A_8903011-FICO Rec AP Alloc	General Advertising/Misc. General Expenses	930.2	$ 15,109	$ 15,109	$ 15,109	$ 15,109	$ 15,109
892	A_8903012-FICO Rec Claim Alloc	General Advertising/Misc. General Expenses	930.2	$ 945	$ 945	$ 945	$ 945	$ 945
893	**Total Administrative & General Maintenance Expenses**			**$ 1,561,851**	**$ 1,561,851**	**$ 1,561,851**	**$ 1,561,851**	**$ 1,561,851**
894								
895	**Total Administrative & General Expenses**			**$ 4,052,824**	**$ 4,052,824**	**$ 4,052,824**	**$ 4,052,824**	**$ 4,052,824**
896								
897	**Total Operations and Maintenance Expenses**			**$ 9,593,903**	**$ 9,593,903**	**$ 9,593,903**	**$ 9,593,903**	**$ 9,593,903**

NMGC Exhibit ECB-5
Page 529 of 596

NEW MEXICO GAS COMPANY, INC.

Operations and Maintenance Summary
Base Period - 12 Months Ending March 31, 2023
Future Test Year - 12 Months Ending September 30, 2025

	A	B	C	AL	AM	AN	AO
3	Description	Account Name	FERC Acct	7/31/2025	8/31/2025	9/30/2025	Future Test Year Ending 9/30/2025
885	A_8903002-FICO Rec IT Alloc	General Advertising/Misc. General Expenses	930.2	$ 393,243	$ 393,243	$ 393,243	$ 4,718,920
886	A_8903003-FICO Rec Telec Alloc	General Advertising/Misc. General Expenses	930.2	$ 35,294	$ 35,294	$ 35,294	$ 423,522
887	A_8903005-FICO Rec HR Alloc	General Advertising/Misc. General Expenses	930.2	$ 28,633	$ 28,633	$ 28,633	$ 343,592
888	A_8903007-FICO Rec Proc Alloc	General Advertising/Misc. General Expenses	930.2	$ 4,199	$ 4,199	$ 4,199	$ 50,385
889	A_8903008-FICO Rec HR ER Alloc	General Advertising/Misc. General Expenses	930.2	$ 8,087	$ 8,087	$ 8,087	$ 97,046
890	A_8903009-FICO Rec EM Alloc	General Advertising/Misc. General Expenses	930.2	$ 1,285	$ 1,285	$ 1,285	$ 15,422
891	A_8903011-FICO Rec AP Alloc	General Advertising/Misc. General Expenses	930.2	$ 15,109	$ 15,109	$ 15,109	$ 181,310
892	A_8903012-FICO Rec Claim Alloc	General Advertising/Misc. General Expenses	930.2	$ 945	$ 945	$ 945	$ 11,344
893	**Total Administrative & General Maintenance Expenses**			**$ 1,561,851**	**$ 1,561,851**	**$ 1,561,851**	**$ 18,742,212**
894							
895	**Total Administrative & General Expenses**			**$ 4,052,824**	**$ 4,052,824**	**$ 4,052,824**	**$ 48,633,889**
896							
897	**Total Operations and Maintenance Expenses**			**$ 9,593,903**	**$ 9,593,903**	**$ 9,593,903**	**$ 115,126,841**

NMGC Exhibit ECB-5
Page 530 of 596

NEW MEXICO GAS COMPANY, INC.

Labor Workpaper
Base Period - 12 Months Ending March 31, 2023
Future Test Year - 12 Months Ending September 30, 2025

	A	B	C	D	E	F	G	H	I	J
1										
2										
3	**Description**	**Account Name**	**FERC Acct**	**4/30/2022**	**5/31/2022**	**6/30/2022**	**7/31/2022**	**8/31/2022**	**9/30/2022**	**10/31/2022**
4										
5	**Other Gas Supply Operations:**									
6	Other Gas Supply Expenses									
7	A_6010110-Labor Exempt ST	Other Gas Supply Expenses	813	$ 51,286	$ 67,118	$ 74,389	$ 58,374	$ 56,210	$ 49,926	$ 68,506
8	A_6010130-Labor Exempt NonProd	Other Gas Supply Expenses	813	$ 8,251	$ 2,302	$ 8,222	$ 10,169	$ 9,543	$ 14,021	$ 4,069
9	A_6010210-Labor NonExm ST	Other Gas Supply Expenses	813	$ -	$ -	$ -	$ -	$ -	$ -	$ -
10	A_6010220-Labor NonExm OT	Other Gas Supply Expenses	813	$ -	$ -	$ -	$ -	$ -	$ -	$ -
11	A_6010230-Labor NonExm NonProd	Other Gas Supply Expenses	813	$ -	$ -	$ -	$ -	$ -	$ -	$ -
12	A_6010910-Labor OffCycle Bonus	Other Gas Supply Expenses	813	$ -	$ -	$ -	$ -	$ -	$ -	$ -
13	A_6010990-Labor Seconded Employees	Other Gas Supply Expenses	813	$ 4,527	$ -	$ -	$ -	$ -	$ -	$ -
14	A_6018999-Labor Exp Reclass	Other Gas Supply Expenses	813	$ -	$ -	$ -	$ -	$ -	$ -	$ -
15	A_A6010000-1001/A6010000	Other Gas Supply Expenses	813	$ -	$ -	$ -	$ -	$ -	$ -	$ -
16	A_R6010000-1001/R6010000	Other Gas Supply Expenses	813	$ -	$ -	$ -	$ -	$ -	$ -	$ -
17	**Total Other Gas Supply Expenses**	**Other Gas Supply Expenses**	**813**	**$ 64,064**	**$ 69,420**	**$ 82,611**	**$ 68,542**	**$ 65,753**	**$ 63,948**	**$ 72,575**
18	**Total Fuel Related Expenses**			**$ 64,064**	**$ 69,420**	**$ 82,611**	**$ 68,542**	**$ 65,753**	**$ 63,948**	**$ 72,575**
19										
20	**Transmission Expenses**									
21										
22	**Transmission Expenses - Operation:**									
23	Operation Supervision and Engineering									
24	A_6010110-Labor Exempt ST	Operation Supervision and Engineering	850	$ 25,055	$ 25,889	$ 23,769	$ 21,451	$ 27,876	$ 22,484	$ 21,767
25	A_6010120-Labor Exempt OT	Operation Supervision and Engineering	850	$ -	$ -	$ -	$ -	$ -	$ -	$ -
26	A_6010130-Labor Exempt NonProd	Operation Supervision and Engineering	850	$ 6,200	$ 5,216	$ 5,600	$ 6,284	$ 4,323	$ 8,166	$ 3,039
27	A_6010210-Labor NonExm ST	Operation Supervision and Engineering	850	$ 6,975	$ 10,109	$ 9,339	$ 9,122	$ 13,827	$ 6,968	$ 8,390
28	A_6010220-Labor NonExm OT	Operation Supervision and Engineering	850	$ 1,588	$ 2,399	$ 2,412	$ 2,357	$ 3,717	$ 1,762	$ 2,929
29	A_6010230-Labor NonExm NonProd	Operation Supervision and Engineering	850	$ 1,558	$ 934	$ 2,150	$ 1,875	$ 1,571	$ 1,714	$ 1,072
30	A_6010310-Labor Union ST	Operation Supervision and Engineering	850	$ -	$ -	$ -	$ -	$ -	$ -	$ -
31	A_6010320-Labor Union OT	Operation Supervision and Engineering	850	$ -	$ -	$ -	$ -	$ -	$ -	$ -
32	A_6010330-Labor Union NonProd	Operation Supervision and Engineering	850	$ -	$ -	$ -	$ -	$ -	$ -	$ -
33	A_6010910-Labor OffCycle Bonus	Operation Supervision and Engineering	850	$ 1	$ -	$ -	$ 3	$ -	$ -	$ 3
34	A_6018999-Labor Exp Reclass	Operation Supervision and Engineering	850	$ -	$ -	$ (35,504)	$ -	$ -	$ -	$ -
35	A_A6010000-1001/A6010000	Operation Supervision and Engineering	850	$ 0	$ -	$ (12)	$ -	$ -	$ (1,154)	$ 19
36	A_R6010000-1001/R6010000	Operation Supervision and Engineering	850	$ -	$ -	$ -	$ 16	$ 4	$ (518)	$ 3
37	A_R6010010-1001/R6010010	Operation Supervision and Engineering	850	$ -	$ -	$ -	$ -	$ -	$ -	$ -
38	A_R601001-SLR Overtime	Operation Supervision and Engineering	850	$ -	$ -	$ -	$ -	$ -	$ -	$ -
39	**Total Operation Supervision and Engineering**	**Operation Supervision and Engineering**	**850**	**$ 41,377**	**$ 44,547**	**$ 7,754**	**$ 41,108**	**$ 51,316**	**$ 39,423**	**$ 37,222**

NMGC Exhibit ECB-5
Page 531 of 596

NEW MEXICO GAS COMPANY, INC.

Labor Workpaper
Base Period - 12 Months Ending March 31, 2023
Future Test Year - 12 Months Ending September 30, 2025

	A	B	C	K	L	M	N	O	P
1									
2									
3	**Description**	**Account Name**	**FERC Acct**	**11/30/2022**	**12/31/2022**	**1/31/2023**	**2/28/2023**	**3/31/2023**	**Total Company Unadjusted Base Period**
4									
5	**Other Gas Supply Operations:**								
6	Other Gas Supply Expenses								
7	A_6010110-Labor Exempt ST	Other Gas Supply Expenses	813	$ 53,019	$ 69,568	$ 79,287	$ 85,459	$ 97,358	$ 810,500
8	A_6010130-Labor Exempt NonProd	Other Gas Supply Expenses	813	$ 11,435	$ 14,534	$ 13,555	$ 97	$ 1,168	$ 97,366
9	A_6010210-Labor NonExm ST	Other Gas Supply Expenses	813	$ -	$ -	$ -	$ -	$ -	$ -
10	A_6010220-Labor NonExm OT	Other Gas Supply Expenses	813	$ -	$ -	$ -	$ -	$ -	$ -
11	A_6010230-Labor NonExm NonProd	Other Gas Supply Expenses	813	$ -	$ -	$ -	$ -	$ -	$ -
12	A_6010910-Labor OffCycle Bonus	Other Gas Supply Expenses	813	$ -	$ 91,695	$ 2,358	$ -	$ -	$ 94,053
13	A_6010990-Labor Seconded Employees	Other Gas Supply Expenses	813	$ -	$ -	$ -	$ -	$ -	$ 4,527
14	A_6018999-Labor Exp Reclass	Other Gas Supply Expenses	813	$ -	$ -	$ -	$ -	$ -	$ -
15	A_A6010000-1001/A6010000	Other Gas Supply Expenses	813	$ -	$ -	$ -	$ -	$ -	$ -
16	A_R6010000-1001/R6010000	Other Gas Supply Expenses	813	$ -	$ -	$ -	$ -	$ -	$ -
17	**Total Other Gas Supply Expenses**	**Other Gas Supply Expenses**	**813**	**$ 64,454**	**$ 175,798**	**$ 95,200**	**$ 85,555**	**$ 98,525**	**$ 1,006,446**
18	**Total Fuel Related Expenses**			**$ 64,454**	**$ 175,798**	**$ 95,200**	**$ 85,555**	**$ 98,525**	**$ 1,006,446**
19									
20	**Transmission Expenses**								
21									
22	**Transmission Expenses - Operation:**								
23	Operation Supervision and Engineering								
24	A_6010110-Labor Exempt ST	Operation Supervision and Engineering	850	$ 21,505	$ 17,250	$ 20,724	$ 22,506	$ 26,956	$ 277,233
25	A_6010120-Labor Exempt OT	Operation Supervision and Engineering	850	$ -	$ -	$ -	$ -	$ -	$ -
26	A_6010130-Labor Exempt NonProd	Operation Supervision and Engineering	850	$ 4,269	$ 8,217	$ 6,129	$ 753	$ 638	$ 58,834
27	A_6010210-Labor NonExm ST	Operation Supervision and Engineering	850	$ 8,921	$ 6,748	$ 9,204	$ 9,495	$ 10,122	$ 109,220
28	A_6010220-Labor NonExm OT	Operation Supervision and Engineering	850	$ 3,231	$ 2,166	$ 2,981	$ 2,775	$ 2,389	$ 30,707
29	A_6010230-Labor NonExm NonProd	Operation Supervision and Engineering	850	$ 986	$ 3,863	$ 2,699	$ 793	$ 1,234	$ 20,448
30	A_6010310-Labor Union ST	Operation Supervision and Engineering	850	$ -	$ -	$ -	$ -	$ -	$ -
31	A_6010320-Labor Union OT	Operation Supervision and Engineering	850	$ -	$ -	$ -	$ -	$ -	$ -
32	A_6010330-Labor Union NonProd	Operation Supervision and Engineering	850	$ -	$ -	$ -	$ -	$ -	$ -
33	A_6010910-Labor OffCycle Bonus	Operation Supervision and Engineering	850	$ -	$ -	$ 606	$ -	$ -	$ 613
34	A_6018999-Labor Exp Reclass	Operation Supervision and Engineering	850	$ -	$ -	$ -	$ -	$ -	$ (35,504)
35	A_A6010000-1001/A6010000	Operation Supervision and Engineering	850	$ 4	$ 11	$ 1	$ 72	$ 1	$ (1,058)
36	A_R6010000-1001/R6010000	Operation Supervision and Engineering	850	$ -	$ -	$ -	$ 12	$ 7	$ (477)
37	A_R6010010-1001/R6010010	Operation Supervision and Engineering	850	$ -	$ -	$ -	$ -	$ -	$ -
38	A_R601001-SLR Overtime	Operation Supervision and Engineering	850	$ -	$ -	$ -	$ -	$ -	$ -
39	**Total Operation Supervision and Engineering**	**Operation Supervision and Engineering**	**850**	**$ 38,916**	**$ 38,255**	**$ 42,345**	**$ 36,407**	**$ 41,347**	**$ 460,017**

NMGC Exhibit ECB-5
Page 532 of 596

NEW MEXICO GAS COMPANY, INC.

Labor Workpaper
Base Period - 12 Months Ending March 31, 2023
Future Test Year - 12 Months Ending September 30, 2025

	A	B	C	Q	R	S	T	U	V
1									
2									
3	**Description**	**Account Name**	**FERC Acct**	**Removal of Severance and Intercompany Labor**	**Base Period Annualization at 5.50%**	**Base Period Vacancy Normalization(1)**	**Adjusted Base Period Labor**	**Linkage 1 Ending 3/31/2024 at 1.75%**	**Linkage 2 Ending 9/30/2024 at 1.72%**
4									
5	**Other Gas Supply Operations:**								
6	Other Gas Supply Expenses								
7	A_6010110-Labor Exempt ST	Other Gas Supply Expenses	813		$ 44,566	$ 64,771	$ 919,837	$ 935,935	$ 952,032
8	A_6010130-Labor Exempt NonProd	Other Gas Supply Expenses	813		$ 5,354	$ -	$ 102,720	$ 104,518	$ 106,315
9	A_6010210-Labor NonExm ST	Other Gas Supply Expenses	813		$ -	$ -	$ -	$ -	$ -
10	A_6010220-Labor NonExm OT	Other Gas Supply Expenses	813		$ -	$ -	$ -	$ -	$ -
11	A_6010230-Labor NonExm NonProd	Other Gas Supply Expenses	813		$ -	$ -	$ -	$ -	$ -
12	A_6010910-Labor OffCycle Bonus	Other Gas Supply Expenses	813		$ 5,172	$ -	$ 99,224	$ 100,961	$ 102,697
13	A_6010990-Labor Seconded Employees	Other Gas Supply Expenses	813		$ 249	$ -	$ 4,776	$ 4,860	$ 4,943
14	A_6018999-Labor Exp Reclass	Other Gas Supply Expenses	813		$ -	$ -	$ -	$ -	$ -
15	A_A6010000-1001/A6010000	Other Gas Supply Expenses	813		$ -	$ -	$ -	$ -	$ -
16	A_R6010000-1001/R6010000	Other Gas Supply Expenses	813		$ -	$ -	$ -	$ -	$ -
17	**Total Other Gas Supply Expenses**	**Other Gas Supply Expenses**	**813**	**$ -**	**$ 55,340**	**$ 64,771**	**$ 1,126,558**	**$ 1,146,272**	**$ 1,165,987**
18	**Total Fuel Related Expenses**			**$ -**	**$ 55,340**	**$ 64,771**	**$ 1,126,558**	**$ 1,146,272**	**$ 1,165,987**
19									
20	**Transmission Expenses**								
21									
22	**Transmission Expenses - Operation:**								
23	Operation Supervision and Engineering								
24	A_6010110-Labor Exempt ST	Operation Supervision and Engineering	850		$ 15,244	$ 22,155	$ 314,632	$ 320,138	$ 325,644
25	A_6010120-Labor Exempt OT	Operation Supervision and Engineering	850		$ -	$ -	$ -	$ -	$ -
26	A_6010130-Labor Exempt NonProd	Operation Supervision and Engineering	850		$ 3,235	$ -	$ 62,069	$ 63,155	$ 64,241
27	A_6010210-Labor NonExm ST	Operation Supervision and Engineering	850		$ 6,006	$ 8,728	$ 123,954	$ 126,123	$ 128,293
28	A_6010220-Labor NonExm OT	Operation Supervision and Engineering	850		$ 1,688	$ (6,591)	$ 25,804	$ 26,256	$ 26,708
29	A_6010230-Labor NonExm NonProd	Operation Supervision and Engineering	850		$ 1,124	$ -	$ 21,573	$ 21,950	$ 22,328
30	A_6010310-Labor Union ST	Operation Supervision and Engineering	850		$ -	$ -	$ -	$ -	$ -
31	A_6010320-Labor Union OT	Operation Supervision and Engineering	850		$ -	$ -	$ -	$ -	$ -
32	A_6010330-Labor Union NonProd	Operation Supervision and Engineering	850		$ -	$ -	$ -	$ -	$ -
33	A_6010910-Labor OffCycle Bonus	Operation Supervision and Engineering	850		$ 34	$ -	$ 647	$ 658	$ 669
34	A_6018999-Labor Exp Reclass	Operation Supervision and Engineering	850		$ (1,952)	$ -	$ (37,456)	$ (38,111)	$ (38,767)
35	A_A6010000-1001/A6010000	Operation Supervision and Engineering	850		$ (58)	$ -	$ (1,117)	$ (1,136)	$ (1,156)
36	A_R6010000-1001/R6010000	Operation Supervision and Engineering	850		$ (26)	$ -	$ (503)	$ (512)	$ (520)
37	A_R6010010-1001/R6010010	Operation Supervision and Engineering	850		$ -	$ -	$ -	$ -	$ -
38	A_R601001-SLR Overtime	Operation Supervision and Engineering	850		$ -	$ -	$ -	$ -	$ -
39	**Total Operation Supervision and Engineering**	**Operation Supervision and Engineering**	**850**	**$ -**	**$ 25,294**	**$ 24,293**	**$ 509,604**	**$ 518,522**	**$ 527,440**

NMGC Exhibit ECB-5
Page 533 of 596

Sponsored by NMGC Witness Erik C. Buchanan

WP 5 OM 630 Schedule H-4 Labor

NEW MEXICO GAS COMPANY, INC.

Labor Workpaper
Base Period - 12 Months Ending March 31, 2023
Future Test Year - 12 Months Ending September 30, 2025

	A	B	C	W	X	Y	Z	AA
1								
2								
3	**Description**	**Account Name**	**FERC Acct**	**Test Year Adjustments**	**Future Test Year Ending 9/30/2025 at 11.23%**		**Adjusted Base and Test Periods Variance**	**Test Period to Adjusted Base Period Variance - %**
4								
5	**Other Gas Supply Operations:**							
6	Other Gas Supply Expenses							
7	A_6010110-Labor Exempt ST	Other Gas Supply Expenses	813		$ 1,058,913		$ 139,075	15%
8	A_6010130-Labor Exempt NonProd	Other Gas Supply Expenses	813		$ 118,251		$ 15,531	15%
9	A_6010210-Labor NonExm ST	Other Gas Supply Expenses	813		$ -		$ -	
10	A_6010220-Labor NonExm OT	Other Gas Supply Expenses	813		$ -		$ -	
11	A_6010230-Labor NonExm NonProd	Other Gas Supply Expenses	813		$ -		$ -	
12	A_6010910-Labor OffCycle Bonus	Other Gas Supply Expenses	813		$ 114,226		$ 15,002	15%
13	A_6010990-Labor Seconded Employees	Other Gas Supply Expenses	813		$ 5,498		$ 722	15%
14	A_6018999-Labor Exp Reclass	Other Gas Supply Expenses	813		$ -		$ -	
15	A_A6010000-1001/A6010000	Other Gas Supply Expenses	813		$ -		$ -	
16	A_R6010000-1001/R6010000	Other Gas Supply Expenses	813		$ -		$ -	
17	**Total Other Gas Supply Expenses**	**Other Gas Supply Expenses**	**813**	**$ -**	**$ 1,296,888**		**$ 170,331**	**15%**
18	**Total Fuel Related Expenses**			**$ -**	**$ 1,296,888**		**$ 170,331**	**15%**
19								
20	**Transmission Expenses**							
21								
22	**Transmission Expenses - Operation:**							
23	Operation Supervision and Engineering							
24	A_6010110-Labor Exempt ST	Operation Supervision and Engineering	850		$ 362,203		$ 47,571	15%
25	A_6010120-Labor Exempt OT	Operation Supervision and Engineering	850		$ -		$ -	
26	A_6010130-Labor Exempt NonProd	Operation Supervision and Engineering	850		$ 71,454		$ 9,385	15%
27	A_6010210-Labor NonExm ST	Operation Supervision and Engineering	850		$ 142,696		$ 18,741	15%
28	A_6010220-Labor NonExm OT	Operation Supervision and Engineering	850		$ 29,706		$ 3,902	15%
29	A_6010230-Labor NonExm NonProd	Operation Supervision and Engineering	850		$ 24,835		$ 3,262	15%
30	A_6010310-Labor Union ST	Operation Supervision and Engineering	850		$ -		$ -	
31	A_6010320-Labor Union OT	Operation Supervision and Engineering	850		$ -		$ -	
32	A_6010330-Labor Union NonProd	Operation Supervision and Engineering	850		$ -		$ -	
33	A_6010910-Labor OffCycle Bonus	Operation Supervision and Engineering	850		$ 744		$ 98	15%
34	A_6018999-Labor Exp Reclass	Operation Supervision and Engineering	850		$ (43,119)		$ (5,663)	15%
35	A_A6010000-1001/A6010000	Operation Supervision and Engineering	850		$ (1,285)		$ (169)	15%
36	A_R6010000-1001/R6010000	Operation Supervision and Engineering	850		$ (579)		$ (76)	15%
37	A_R6010010-1001/R6010010	Operation Supervision and Engineering	850		$ -		$ -	
38	A_R601001-SLR Overtime	Operation Supervision and Engineering	850		$ -		$ -	
39	**Total Operation Supervision and Engineering**	**Operation Supervision and Engineering**	**850**	**$ -**	**$ 586,654**		**$ 77,050**	**15%**

NMGC Exhibit ECB-5
Page 534 of 596

NEW MEXICO GAS COMPANY, INC.

Labor Workpaper
Base Period - 12 Months Ending March 31, 2023
Future Test Year - 12 Months Ending September 30, 2025

	A	B	C	D	E	F	G	H	I	J
3	**Description**	**Account Name**	**FERC Acct**	**4/30/2022**	**5/31/2022**	**6/30/2022**	**7/31/2022**	**8/31/2022**	**9/30/2022**	**10/31/2022**
4										
40	System Control and Load Dispatching									
41	A_6010110-Labor Exempt ST	System Control and Load Dispatching	851	$ 32,826	$ 47,335	$ 39,312	$ 43,203	$ 43,858	$ 42,639	$ 48,878
42	A_6010130-Labor Exempt NonProd	System Control and Load Dispatching	851	$ 8,227	$ (2,668)	$ 9,433	$ 7,775	$ 13,423	$ 12,445	$ 8,975
43	A_6010210-Labor NonExm ST	System Control and Load Dispatching	851	$ 39,463	$ 42,314	$ 30,592	$ 38,224	$ 44,445	$ 36,266	$ 47,578
44	A_6010220-Labor NonExm OT	System Control and Load Dispatching	851	$ 15,264	$ 14,562	$ 9,236	$ 11,457	$ 5,921	$ 16,301	$ 4,560
45	A_6010230-Labor NonExm NonProd	System Control and Load Dispatching	851	$ 8,906	$ 750	$ 7,370	$ 5,315	$ 2,735	$ 8,542	$ (998)
46	A_6010910-Labor OffCycle Bonus	System Control and Load Dispatching	851	$ -	$ -	$ -	$ -	$ -	$ -	$ -
47	A_A6010000-1001/A6010000	System Control and Load Dispatching	851	$ 0	$ -	$ -	$ -	$ 9,657	$ 4,183	$ 1,908
48	A_R6010000-1001/R6010000	System Control and Load Dispatching	851	$ -	$ -	$ -	$ -	$ -	$ -	$ -
49	A_6018999-Labor Exp Reclass	System Control and Load Dispatching	851	$ -	$ -	$ (1,989)	$ -	$ -	$ -	$ -
50	**Total System Control and Load Dispatching**	**System Control and Load Dispatching**	**851**	**$ 104,685**	**$ 102,294**	**$ 93,953**	**$ 105,974**	**$ 120,039**	**$ 120,377**	**$ 110,901**
51	Compressor Station Labor and Expenses									
52	A_6010110-Labor Exempt ST	Compressor Station Labor and Expenses	853	$ 610	$ 2,671	$ 1,570	$ 1,153	$ 1,181	$ 1,608	$ 718
53	A_6010130-Labor Exempt NonProd	Compressor Station Labor and Expenses	853	$ 305	$ (320)	$ 434	$ 655	$ 241	$ 126	$ 391
54	A_6010210-Labor NonExm ST	Compressor Station Labor and Expenses	853	$ 2,536	$ 6,506	$ 4,123	$ 4,339	$ 3,393	$ 3,091	$ 3,057
55	A_6010220-Labor NonExm OT	Compressor Station Labor and Expenses	853	$ 668	$ 1,559	$ 324	$ 1,618	$ 465	$ 133	$ 1,625
56	A_6010230-Labor NonExm NonProd	Compressor Station Labor and Expenses	853	$ 135	$ 349	$ 1,176	$ 720	$ 445	$ 1,592	$ (216)
57	A_6010910-Labor OffCycle Bonus	Compressor Station Labor and Expenses	853	$ -	$ -	$ -	$ -	$ -	$ -	$ -
58	A_A6010000-1001/A6010000	Compressor Station Labor and Expenses	853	$ -	$ -	$ -	$ -	$ -	$ -	$ -
59	A_R6010000-1001/R6010000	Compressor Station Labor and Expenses	853	$ -	$ -	$ -	$ -	$ -	$ -	$ -
60	A_R6010010-1001/R6010010	Compressor Station Labor and Expenses	853	$ -	$ -	$ -	$ -	$ -	$ -	$ -
61	**Total Compressor Station Labor and Expenses**	**Compressor Station Labor and Expenses**	**853**	**$ 4,254**	**$ 10,764**	**$ 7,627**	**$ 8,484**	**$ 5,726**	**$ 6,550**	**$ 5,575**
62	Mains Expenses									
63	A_6010110-Labor Exempt ST	Mains Expenses	856	$ 60	$ -	$ 106	$ -	$ -	$ 372	$ -
64	A_6010120-Labor Exempt OT	Mains Expenses	856	$ -	$ -	$ -	$ -	$ -	$ -	$ -
65	A_6010130-Labor Exempt NonProd	Mains Expenses	856	$ 11	$ -	$ 32	$ -	$ -	$ 71	$ -
66	A_6010210-Labor NonExm ST	Mains Expenses	856	$ 454	$ -	$ 476	$ -	$ -	$ 995	$ -
67	A_6010220-Labor NonExm OT	Mains Expenses	856	$ 80	$ -	$ 75	$ -	$ -	$ 362	$ -
68	A_6010230-Labor NonExm NonProd	Mains Expenses	856	$ 94	$ -	$ 109	$ -	$ -	$ 373	$ -
69	A_6010910-Labor OffCycle Bonus	Mains Expenses	856	$ 0	$ -	$ -	$ -	$ -	$ -	$ -
70	A_A6010000-1001/A6010000	Mains Expenses	856	$ -	$ -	$ 0	$ -	$ -	$ 20	$ -
71	A_R6010000-1001/R6010000	Mains Expenses	856	$ -	$ -	$ -	$ -	$ -	$ 3	$ -
72	A_6018999-Labor Exp Reclass	Mains Expenses	856	$ -	$ -	$ -	$ -	$ -	$ -	$ -
73	A_R6010010-1001/R6010010	Mains Expenses	856	$ -	$ -	$ -	$ -	$ -	$ -	$ -
74	A_R601001-SLR Overtime	Mains Expenses	856	$ -	$ -	$ -	$ -	$ -	$ -	$ -
75	**Total Mains Expenses**	**Mains Expenses**	**856**	**$ 699**	**$ -**	**$ 798**	**$ -**	**$ -**	**$ 2,196**	**$ -**
76	Measuring and Regulating Station Expenses									
77	A_6010110-Labor Exempt ST	Measuring and Regulating Station Expenses	857	$ 274	$ 423	$ 314	$ -	$ -	$ 50	$ -
78	A_6010120-Labor Exempt OT	Measuring and Regulating Station Expenses	857	$ -	$ -	$ -	$ -	$ -	$ -	$ -
79	A_6010130-Labor Exempt NonProd	Measuring and Regulating Station Expenses	857	$ 51	$ 60	$ 44	$ -	$ -	$ 18	$ -
80	A_6010210-Labor NonExm ST	Measuring and Regulating Station Expenses	857	$ 2,077	$ 3,085	$ 1,563	$ -	$ -	$ 422	$ -
81	A_6010220-Labor NonExm OT	Measuring and Regulating Station Expenses	857	$ 367	$ 603	$ 331	$ -	$ -	$ 94	$ -
82	A_6010230-Labor NonExm NonProd	Measuring and Regulating Station Expenses	857	$ 429	$ 176	$ 371	$ -	$ -	$ 95	$ -
83	A_6010910-Labor OffCycle Bonus	Measuring and Regulating Station Expenses	857	$ 0	$ -	$ -	$ -	$ -	$ -	$ -
84	A_6018999-Labor Exp Reclass	Measuring and Regulating Station Expenses	857	$ -	$ -	$ -	$ -	$ -	$ -	$ -

NMGC Exhibit ECB-5
Page 535 of 596

NEW MEXICO GAS COMPANY, INC.

Labor Workpaper
Base Period - 12 Months Ending March 31, 2023
Future Test Year - 12 Months Ending September 30, 2025

	A	B	C	K	L	M	N	O	P
3	**Description**	**Account Name**	**FERC Acct**	**11/30/2022**	**12/31/2022**	**1/31/2023**	**2/28/2023**	**3/31/2023**	**Total Company Unadjusted Base Period**
4									
40	System Control and Load Dispatching								
41	A_6010110-Labor Exempt ST	System Control and Load Dispatching	851	$ 32,024	$ 27,099	$ 39,789	$ 49,367	$ 59,779	$ 506,109
42	A_6010130-Labor Exempt NonProd	System Control and Load Dispatching	851	$ 10,615	$ 20,457	$ 19,805	$ 4,737	$ 5,078	$ 118,301
43	A_6010210-Labor NonExm ST	System Control and Load Dispatching	851	$ 35,293	$ 32,685	$ 35,852	$ 37,212	$ 41,952	$ 461,875
44	A_6010220-Labor NonExm OT	System Control and Load Dispatching	851	$ 6,515	$ 19,704	$ 17,962	$ 7,480	$ 10,116	$ 139,078
45	A_6010230-Labor NonExm NonProd	System Control and Load Dispatching	851	$ 7,655	$ 12,158	$ 11,440	$ 4,215	$ 3,201	$ 71,289
46	A_6010910-Labor OffCycle Bonus	System Control and Load Dispatching	851	$ -	$ -	$ 7,628	$ -	$ -	$ 7,628
47	A_A6010000-1001/A6010000	System Control and Load Dispatching	851	$ -	$ 0	$ 0	$ 320	$ 139	$ 16,207
48	A_R6010000-1001/R6010000	System Control and Load Dispatching	851	$ -	$ -	$ -	$ -	$ -	$ -
49	A_6018999-Labor Exp Reclass	System Control and Load Dispatching	851	$ -	$ -	$ -	$ -	$ -	$ (1,989)
50	**Total System Control and Load Dispatching**	**System Control and Load Dispatching**	**851**	**$ 92,101**	**$ 112,103**	**$ 132,475**	**$ 103,330**	**$ 120,265**	**$ 1,318,498**
51	Compressor Station Labor and Expenses								
52	A_6010110-Labor Exempt ST	Compressor Station Labor and Expenses	853	$ 2,509	$ 1,804	$ 2,141	$ 2,644	$ 2,378	$ 20,986
53	A_6010130-Labor Exempt NonProd	Compressor Station Labor and Expenses	853	$ 70	$ 756	$ 656	$ (89)	$ -	$ 3,224
54	A_6010210-Labor NonExm ST	Compressor Station Labor and Expenses	853	$ 6,256	$ 3,687	$ 4,328	$ 4,950	$ 4,912	$ 51,177
55	A_6010220-Labor NonExm OT	Compressor Station Labor and Expenses	853	$ (445)	$ 1,468	$ 1,509	$ 2,267	$ 4,020	$ 15,210
56	A_6010230-Labor NonExm NonProd	Compressor Station Labor and Expenses	853	$ 968	$ 1,468	$ 1,896	$ 1,294	$ 1,741	$ 11,569
57	A_6010910-Labor OffCycle Bonus	Compressor Station Labor and Expenses	853	$ -	$ -	$ 423	$ -	$ -	$ 423
58	A_A6010000-1001/A6010000	Compressor Station Labor and Expenses	853	$ -	$ -	$ -	$ -	$ -	$ -
59	A_R6010000-1001/R6010000	Compressor Station Labor and Expenses	853	$ -	$ -	$ -	$ -	$ -	$ -
60	A_R6010010-1001/R6010010	Compressor Station Labor and Expenses	853	$ -	$ -	$ -	$ -	$ -	$ -
61	**Total Compressor Station Labor and Expenses**	**Compressor Station Labor and Expenses**	**853**	**$ 9,359**	**$ 9,182**	**$ 10,952**	**$ 11,066**	**$ 13,051**	**$ 102,589**
62	Mains Expenses								
63	A_6010110-Labor Exempt ST	Mains Expenses	856	$ 91	$ 2,399	$ 1,783	$ 4,260	$ 3,865	$ 12,936
64	A_6010120-Labor Exempt OT	Mains Expenses	856	$ -	$ -	$ -	$ -	$ -	$ -
65	A_6010130-Labor Exempt NonProd	Mains Expenses	856	$ 40	$ 2,397	$ 472	$ 962	$ 486	$ 4,472
66	A_6010210-Labor NonExm ST	Mains Expenses	856	$ 825	$ 23,363	$ 10,705	$ 19,184	$ 15,933	$ 71,933
67	A_6010220-Labor NonExm OT	Mains Expenses	856	$ 213	$ 8,548	$ 3,625	$ 4,232	$ 5,221	$ 22,357
68	A_6010230-Labor NonExm NonProd	Mains Expenses	856	$ 159	$ 10,867	$ 2,694	$ 1,858	$ 1,623	$ 17,777
69	A_6010910-Labor OffCycle Bonus	Mains Expenses	856	$ -	$ -	$ 104	$ -	$ -	$ 104
70	A_A6010000-1001/A6010000	Mains Expenses	856	$ 2	$ 38	$ -	$ 100	$ 124	$ 285
71	A_R6010000-1001/R6010000	Mains Expenses	856	$ -	$ -	$ -	$ -	$ -	$ 3
72	A_6018999-Labor Exp Reclass	Mains Expenses	856	$ -	$ 4,002	$ -	$ -	$ -	$ 4,002
73	A_R6010010-1001/R6010010	Mains Expenses	856	$ -	$ -	$ -	$ -	$ -	$ -
74	A_R601001-SLR Overtime	Mains Expenses	856	$ -	$ -	$ -	$ -	$ -	$ -
75	**Total Mains Expenses**	**Mains Expenses**	**856**	**$ 1,330**	**$ 51,613**	**$ 19,383**	**$ 30,595**	**$ 27,253**	**$ 133,868**
76	Measuring and Regulating Station Expenses								
77	A_6010110-Labor Exempt ST	Measuring and Regulating Station Expenses	857	$ 47	$ -	$ -	$ -	$ 45	$ 1,153
78	A_6010120-Labor Exempt OT	Measuring and Regulating Station Expenses	857	$ -	$ -	$ -	$ -	$ -	$ -
79	A_6010130-Labor Exempt NonProd	Measuring and Regulating Station Expenses	857	$ 5	$ -	$ -	$ -	$ 22	$ 200
80	A_6010210-Labor NonExm ST	Measuring and Regulating Station Expenses	857	$ 295	$ -	$ -	$ -	$ 647	$ 8,089
81	A_6010220-Labor NonExm OT	Measuring and Regulating Station Expenses	857	$ 122	$ -	$ -	$ -	$ 167	$ 1,682
82	A_6010230-Labor NonExm NonProd	Measuring and Regulating Station Expenses	857	$ 19	$ -	$ -	$ -	$ 70	$ 1,160
83	A_6010910-Labor OffCycle Bonus	Measuring and Regulating Station Expenses	857	$ -	$ -	$ -	$ -	$ -	$ 0
84	A_6018999-Labor Exp Reclass	Measuring and Regulating Station Expenses	857	$ -	$ -	$ -	$ -	$ -	$ -

NMGC Exhibit ECB-5
Page 536 of 596

NEW MEXICO GAS COMPANY, INC.

Labor Workpaper
Base Period - 12 Months Ending March 31, 2023
Future Test Year - 12 Months Ending September 30, 2025

	A	B	C	Q	R	S	T	U	V
3	Description	Account Name	FERC Acct	Removal of Severance and Intercompany Labor	Base Period Annualization at 5.50%	Base Period Vacancy Normalization(1)	Adjusted Base Period Labor	Linkage 1 Ending 3/31/2024 at 1.75%	Linkage 2 Ending 9/30/2024 at 1.72%
4									
40	System Control and Load Dispatching								
41	A_6010110-Labor Exempt ST	System Control and Load Dispatching	851		$ 27,829	$ 40,446	$ 574,383	$ 584,435	$ 594,487
42	A_6010130-Labor Exempt NonProd	System Control and Load Dispatching	851		$ 6,505	$ -	$ 124,806	$ 126,990	$ 129,174
43	A_6010210-Labor NonExm ST	System Control and Load Dispatching	851		$ 25,396	$ 36,911	$ 524,183	$ 533,356	$ 542,529
44	A_6010220-Labor NonExm OT	System Control and Load Dispatching	851		$ 7,647	$ (29,852)	$ 116,874	$ 118,919	$ 120,964
45	A_6010230-Labor NonExm NonProd	System Control and Load Dispatching	851		$ 3,920	$ -	$ 75,209	$ 76,525	$ 77,841
46	A_6010910-Labor OffCycle Bonus	System Control and Load Dispatching	851		$ 419	$ -	$ 8,048	$ 8,188	$ 8,329
47	A_A6010000-1001/A6010000	System Control and Load Dispatching	851		$ 891	$ -	$ 17,098	$ 17,397	$ 17,697
48	A_R6010000-1001/R6010000	System Control and Load Dispatching	851		$ -	$ -	$ -	$ -	$ -
49	A_6018999-Labor Exp Reclass	System Control and Load Dispatching	851		$ (109)	$ -	$ (2,099)	$ (2,136)	$ (2,172)
50	**Total System Control and Load Dispatching**	**System Control and Load Dispatching**	**851**	**$ -**	**$ 72,498**	**$ 47,505**	**$ 1,438,502**	**$ 1,463,675**	**$ 1,488,849**
51	Compressor Station Labor and Expenses								
52	A_6010110-Labor Exempt ST	Compressor Station Labor and Expenses	853		$ 1,154	$ 1,677	$ 23,817	$ 24,233	$ 24,650
53	A_6010130-Labor Exempt NonProd	Compressor Station Labor and Expenses	853		$ 177	$ -	$ 3,402	$ 3,461	$ 3,521
54	A_6010210-Labor NonExm ST	Compressor Station Labor and Expenses	853		$ 2,814	$ 4,090	$ 58,081	$ 59,097	$ 60,114
55	A_6010220-Labor NonExm OT	Compressor Station Labor and Expenses	853		$ 836	$ (3,265)	$ 12,782	$ 13,006	$ 13,229
56	A_6010230-Labor NonExm NonProd	Compressor Station Labor and Expenses	853		$ 636	$ -	$ 12,205	$ 12,419	$ 12,632
57	A_6010910-Labor OffCycle Bonus	Compressor Station Labor and Expenses	853		$ 23	$ -	$ 446	$ 454	$ 461
58	A_A6010000-1001/A6010000	Compressor Station Labor and Expenses	853		$ -	$ -	$ -	$ -	$ -
59	A_R6010000-1001/R6010000	Compressor Station Labor and Expenses	853		$ -	$ -	$ -	$ -	$ -
60	A_R6010010-1001/R6010010	Compressor Station Labor and Expenses	853		$ -	$ -	$ -	$ -	$ -
61	**Total Compressor Station Labor and Expenses**	**Compressor Station Labor and Expenses**	**853**	**$ -**	**$ 5,641**	**$ 2,502**	**$ 110,732**	**$ 112,670**	**$ 114,607**
62	Mains Expenses								
63	A_6010110-Labor Exempt ST	Mains Expenses	856		$ 711	$ 1,034	$ 14,681	$ 14,937	$ 15,194
64	A_6010120-Labor Exempt OT	Mains Expenses	856		$ -	$ -	$ -	$ -	$ -
65	A_6010130-Labor Exempt NonProd	Mains Expenses	856		$ 246	$ -	$ 4,718	$ 4,800	$ 4,883
66	A_6010210-Labor NonExm ST	Mains Expenses	856		$ 3,955	$ 5,749	$ 81,637	$ 83,066	$ 84,494
67	A_6010220-Labor NonExm OT	Mains Expenses	856		$ 1,229	$ (4,799)	$ 18,788	$ 19,116	$ 19,445
68	A_6010230-Labor NonExm NonProd	Mains Expenses	856		$ 977	$ -	$ 18,755	$ 19,083	$ 19,411
69	A_6010910-Labor OffCycle Bonus	Mains Expenses	856		$ 6	$ -	$ 109	$ 111	$ 113
70	A_A6010000-1001/A6010000	Mains Expenses	856		$ 16	$ -	$ 301	$ 306	$ 311
71	A_R6010000-1001/R6010000	Mains Expenses	856		$ 0	$ -	$ 3	$ 3	$ 3
72	A_6018999-Labor Exp Reclass	Mains Expenses	856		$ 220	$ -	$ 4,222	$ 4,296	$ 4,370
73	A_R6010010-1001/R6010010	Mains Expenses	856		$ -	$ -	$ -	$ -	$ -
74	A_R601001-SLR Overtime	Mains Expenses	856		$ -	$ -	$ -	$ -	$ -
75	**Total Mains Expenses**	**Mains Expenses**	**856**	**$ -**	**$ 7,361**	**$ 1,984**	**$ 143,212**	**$ 145,718**	**$ 148,224**
76	Measuring and Regulating Station Expenses								
77	A_6010110-Labor Exempt ST	Measuring and Regulating Station Expenses	857		$ 63	$ 92	$ 1,309	$ 1,332	$ 1,355
78	A_6010120-Labor Exempt OT	Measuring and Regulating Station Expenses	857		$ -	$ -	$ -	$ -	$ -
79	A_6010130-Labor Exempt NonProd	Measuring and Regulating Station Expenses	857		$ 11	$ -	$ 211	$ 215	$ 218
80	A_6010210-Labor NonExm ST	Measuring and Regulating Station Expenses	857		$ 445	$ 646	$ 9,181	$ 9,341	$ 9,502
81	A_6010220-Labor NonExm OT	Measuring and Regulating Station Expenses	857		$ 92	$ (361)	$ 1,414	$ 1,438	$ 1,463
82	A_6010230-Labor NonExm NonProd	Measuring and Regulating Station Expenses	857		$ 64	$ -	$ 1,224	$ 1,245	$ 1,267
83	A_6010910-Labor OffCycle Bonus	Measuring and Regulating Station Expenses	857		$ 0	$ -	$ 0	$ 0	$ 0
84	A_6018999-Labor Exp Reclass	Measuring and Regulating Station Expenses	857		$ -	$ -	$ -	$ -	$ -

NMGC Exhibit ECB-5
Page 537 of 596

NEW MEXICO GAS COMPANY, INC.

Labor Workpaper
Base Period - 12 Months Ending March 31, 2023
Future Test Year - 12 Months Ending September 30, 2025

	A	B	C	W	X	Y	Z	AA
3	**Description**	**Account Name**	**FERC Acct**	**Test Year Adjustments**	**Future Test Year Ending 9/30/2025 at 11.23%**		**Adjusted Base and Test Periods Variance**	**Test Period to Adjusted Base Period Variance - %**
4								
40	System Control and Load Dispatching							
41	A_6010110-Labor Exempt ST	System Control and Load Dispatching	851		$ 661,228		$ 86,844	15%
42	A_6010130-Labor Exempt NonProd	System Control and Load Dispatching	851		$ 143,676		$ 18,870	15%
43	A_6010210-Labor NonExm ST	System Control and Load Dispatching	851		$ 603,437		$ 79,254	15%
44	A_6010220-Labor NonExm OT	System Control and Load Dispatching	851		$ 134,544		$ 17,671	15%
45	A_6010230-Labor NonExm NonProd	System Control and Load Dispatching	851		$ 86,580		$ 11,371	15%
46	A_6010910-Labor OffCycle Bonus	System Control and Load Dispatching	851		$ 9,264		$ 1,217	15%
47	A_A6010000-1001/A6010000	System Control and Load Dispatching	851		$ 19,683		$ 2,585	15%
48	A_R6010000-1001/R6010000	System Control and Load Dispatching	851		$ -		$ -	
49	A_6018999-Labor Exp Reclass	System Control and Load Dispatching	851		$ (2,416)		$ (317)	15%
50	**Total System Control and Load Dispatching**	**System Control and Load Dispatching**	**851**	**$ -**	**$ 1,655,997**		**$ 217,495**	**15%**
51	Compressor Station Labor and Expenses							
52	A_6010110-Labor Exempt ST	Compressor Station Labor and Expenses	853		$ 27,417		$ 3,601	15%
53	A_6010130-Labor Exempt NonProd	Compressor Station Labor and Expenses	853		$ 3,916		$ 514	15%
54	A_6010210-Labor NonExm ST	Compressor Station Labor and Expenses	853		$ 66,862		$ 8,782	15%
55	A_6010220-Labor NonExm OT	Compressor Station Labor and Expenses	853		$ 14,715		$ 1,933	15%
56	A_6010230-Labor NonExm NonProd	Compressor Station Labor and Expenses	853		$ 14,051		$ 1,845	15%
57	A_6010910-Labor OffCycle Bonus	Compressor Station Labor and Expenses	853		$ 513		$ 67	15%
58	A_A6010000-1001/A6010000	Compressor Station Labor and Expenses	853		$ -		$ -	
59	A_R6010000-1001/R6010000	Compressor Station Labor and Expenses	853		$ -		$ -	
60	A_R6010010-1001/R6010010	Compressor Station Labor and Expenses	853		$ -		$ -	
61	**Total Compressor Station Labor and Expenses**	**Compressor Station Labor and Expenses**	**853**	**$ -**	**$ 127,474**		**$ 16,742**	**15%**
62	Mains Expenses							
63	A_6010110-Labor Exempt ST	Mains Expenses	856		$ 16,900		$ 2,220	15%
64	A_6010120-Labor Exempt OT	Mains Expenses	856		$ -		$ -	
65	A_6010130-Labor Exempt NonProd	Mains Expenses	856		$ 5,431		$ 713	15%
66	A_6010210-Labor NonExm ST	Mains Expenses	856		$ 93,980		$ 12,343	15%
67	A_6010220-Labor NonExm OT	Mains Expenses	856		$ 21,628		$ 2,841	15%
68	A_6010230-Labor NonExm NonProd	Mains Expenses	856		$ 21,590		$ 2,836	15%
69	A_6010910-Labor OffCycle Bonus	Mains Expenses	856		$ 126		$ 17	15%
70	A_A6010000-1001/A6010000	Mains Expenses	856		$ 346		$ 45	15%
71	A_R6010000-1001/R6010000	Mains Expenses	856		$ 4		$ 0	15%
72	A_6018999-Labor Exp Reclass	Mains Expenses	856		$ 4,860		$ 638	15%
73	A_R6010010-1001/R6010010	Mains Expenses	856		$ -		$ -	
74	A_R601001-SLR Overtime	Mains Expenses	856		$ -		$ -	
75	**Total Mains Expenses**	**Mains Expenses**	**856**	**$ -**	**$ 164,865**		**$ 21,653**	**15%**
76	Measuring and Regulating Station Expenses							
77	A_6010110-Labor Exempt ST	Measuring and Regulating Station Expenses	857		$ 1,507		$ 198	15%
78	A_6010120-Labor Exempt OT	Measuring and Regulating Station Expenses	857		$ -		$ -	
79	A_6010130-Labor Exempt NonProd	Measuring and Regulating Station Expenses	857		$ 243		$ 32	15%
80	A_6010210-Labor NonExm ST	Measuring and Regulating Station Expenses	857		$ 10,569		$ 1,388	15%
81	A_6010220-Labor NonExm OT	Measuring and Regulating Station Expenses	857		$ 1,627		$ 214	15%
82	A_6010230-Labor NonExm NonProd	Measuring and Regulating Station Expenses	857		$ 1,409		$ 185	15%
83	A_6010910-Labor OffCycle Bonus	Measuring and Regulating Station Expenses	857		$ 0		$ 0	15%
84	A_6018999-Labor Exp Reclass	Measuring and Regulating Station Expenses	857		$ -		$ -	

NMGC Exhibit ECB-5
Page 538 of 596

NEW MEXICO GAS COMPANY, INC.

Labor Workpaper
Base Period - 12 Months Ending March 31, 2023
Future Test Year - 12 Months Ending September 30, 2025

	A	B	C	D	E	F	G	H	I	J
3	Description	Account Name	FERC Acct	4/30/2022	5/31/2022	6/30/2022	7/31/2022	8/31/2022	9/30/2022	10/31/2022
4										
85	A_A6010000-1001/A6010000	Measuring and Regulating Station Expenses	857	$ -	$ -	$ 0	$ -	$ -	$ -	$ -
86	A_R6010000-1001/R6010000	Measuring and Regulating Station Expenses	857	$ -	$ -	$ -	$ -	$ -	$ -	$ -
87	A_R6010010-1001/R6010010	Measuring and Regulating Station Expenses	857	$ -	$ -	$ -	$ -	$ -	$ -	$ -
88	A_R601001-SLR Overtime	Measuring and Regulating Station Expenses	857	$ -	$ -	$ -	$ -	$ -	$ -	$ -
89	**Total Measuring and Regulating Station Expenses**	**Measuring and Regulating Station Expenses**	**857**	**$ 3,198**	**$ 4,347**	**$ 2,623**	**$ -**	**$ -**	**$ 679**	**$ -**
90	Other Expenses									
91	A_6010110-Labor Exempt ST	Other Expenses	859	$ 10,865	$ 16,131	$ 12,048	$ 11,835	$ 11,951	$ 13,050	$ 13,464
92	A_6010130-Labor Exempt NonProd	Other Expenses	859	$ 1,404	$ 960	$ 2,489	$ 2,126	$ 1,728	$ 2,066	$ 1,500
93	A_6010210-Labor NonExm ST	Other Expenses	859	$ 1,817	$ 1,434	$ 1,353	$ 1,346	$ 1,184	$ (245)	$ 1,091
94	A_6010220-Labor NonExm OT	Other Expenses	859	$ -	$ -	$ -	$ -	$ -	$ -	$ -
95	A_6010230-Labor NonExm NonProd	Other Expenses	859	$ 433	$ 153	$ 235	$ 87	$ 425	$ 371	$ 783
96	A_6010910-Labor OffCycle Bonus	Other Expenses	859	$ -	$ -	$ -	$ -	$ -	$ -	$ -
97	A_A6010000-1001/A6010000	Other Expenses	859	$ -	$ -	$ -	$ -	$ 0	$ 222	$ 236
98	A_R6010000-1001/R6010000	Other Expenses	859	$ -	$ -	$ -	$ -	$ -	$ -	$ -
99	A_R601001-SLR Overtime	Other Expenses	859	$ -	$ -	$ -	$ -	$ -	$ -	$ -
100	**Total Other Expenses**	**Other Expenses**	**859**	**$ 14,519**	**$ 18,678**	**$ 16,125**	**$ 15,393**	**$ 15,289**	**$ 15,464**	**$ 17,075**
101	**Total Transmission Operation Expenses**			**$ 168,730**	**$ 180,630**	**$ 128,881**	**$ 170,958**	**$ 192,370**	**$ 184,690**	**$ 170,773**
102										
103	**Transmission Expenses - Maintenance:**									
104	Maintenance of Mains									
105	A_6010110-Labor Exempt ST	Rents	860	$ -	$ -	$ -	$ -	$ -	$ -	$ -
106	A_6010130-Labor Exempt NonProd	Rents	860	$ -	$ -	$ -	$ -	$ -	$ -	$ -
107	A_6010210-Labor NonExm ST	Rents	860	$ -	$ -	$ -	$ -	$ -	$ -	$ -
108	A_6010220-Labor NonExm OT	Rents	860	$ -	$ -	$ -	$ -	$ -	$ -	$ -
109	A_6010230-Labor NonExm NonProd	Rents	860	$ -	$ -	$ -	$ -	$ -	$ -	$ -
110	Total Rents	Rents	860	$ -	$ -	$ -	$ -	$ -	$ -	$ -
111	A_6010110-Labor Exempt ST	Maintenance of Mains	863	$ 682	$ 3,096	$ 344	$ 1,149	$ 1,310	$ 1,787	$ 394
112	A_6010120-Labor Exempt OT	Maintenance of Mains	863	$ -	$ -	$ -	$ -	$ -	$ -	$ -
113	A_6010130-Labor Exempt NonProd	Maintenance of Mains	863	$ 165	$ 240	$ 104	$ 201	$ 204	$ 564	$ 72
114	A_6010210-Labor NonExm ST	Maintenance of Mains	863	$ 4,008	$ 15,790	$ 1,712	$ 5,350	$ 9,126	$ 11,498	$ 2,245
115	A_6010220-Labor NonExm OT	Maintenance of Mains	863	$ 936	$ 3,345	$ 489	$ 1,242	$ 2,484	$ 2,781	$ 845
116	A_6010230-Labor NonExm NonProd	Maintenance of Mains	863	$ 1,024	$ 1,053	$ 416	$ 1,230	$ 1,000	$ 2,517	$ 164
117	A_6010910-Labor OffCycle Bonus	Maintenance of Mains	863	$ 1	$ -	$ -	$ 2	$ -	$ -	$ 3
118	A_6010000-1001/A6010000	Maintenance of Mains	863	$ 22	$ 4	$ 0	$ -	$ -	$ 0	$ 4
119	A_6010010-1001/A6010000	Maintenance of Mains	863	$ -	$ -	$ -	$ -	$ -	$ -	$ -
120	A_6010000-1001/R6010000	Maintenance of Mains	863	$ -	$ -	$ -	$ -	$ -	$ -	$ -
121	A_6010010-1001/R6010010	Maintenance of Mains	863	$ 4	$ -	$ -	$ -	$ 9	$ -	$ 1
122	A_R601001-SLR Overtime	Maintenance of Mains	863	$ -	$ -	$ -	$ -	$ -	$ -	$ -
123	**Total Maintenance of Mains**	**Maintenance of Mains**	**863**	**$ 6,842**	**$ 23,529**	**$ 3,065**	**$ 9,174**	**$ 14,134**	**$ 19,147**	**$ 3,728**

NMGC Exhibit ECB-5
Page 539 of 596

NEW MEXICO GAS COMPANY, INC.

Labor Workpaper
Base Period - 12 Months Ending March 31, 2023
Future Test Year - 12 Months Ending September 30, 2025

	A	B	C	K	L	M	N	O	P
3	Description	Account Name	FERC Acct	11/30/2022	12/31/2022	1/31/2023	2/28/2023	3/31/2023	Total Company Unadjusted Base Period
4									
85	A_A6010000-1001/A6010000	Measuring and Regulating Station Expenses	857	$ -	$ -	$ -	$ -	$ 2	$ 2
86	A_R6010000-1001/R6010000	Measuring and Regulating Station Expenses	857	$ -	$ -	$ -	$ -	$ -	$ -
87	A_R6010010-1001/R6010010	Measuring and Regulating Station Expenses	857	$ -	$ -	$ -	$ -	$ -	$ -
88	A_R601001-SLR Overtime	Measuring and Regulating Station Expenses	857	$ -	$ -	$ -	$ -	$ -	$ -
89	**Total Measuring and Regulating Station Expenses**	**Measuring and Regulating Station Expenses**	**857**	**$ 488**	**$ -**	**$ -**	**$ -**	**$ 952**	**$ 12,287**
90	Other Expenses								
91	A_6010110-Labor Exempt ST	Other Expenses	859	$ 12,127	$ 10,093	$ 11,334	$ 13,225	$ 11,330	$ 147,452
92	A_6010130-Labor Exempt NonProd	Other Expenses	859	$ 345	$ 4,364	$ 3,664	$ 318	$ 708	$ 21,673
93	A_6010210-Labor NonExm ST	Other Expenses	859	$ 834	$ 848	$ 665	$ 1,367	$ 1,010	$ 12,704
94	A_6010220-Labor NonExm OT	Other Expenses	859	$ -	$ -	$ -	$ -	$ -	$ -
95	A_6010230-Labor NonExm NonProd	Other Expenses	859	$ 677	$ 738	$ 963	$ 314	$ 456	$ 5,633
96	A_6010910-Labor OffCycle Bonus	Other Expenses	859	$ -	$ -	$ -	$ -	$ -	$ -
97	A_A6010000-1001/A6010000	Other Expenses	859	$ -	$ 0	$ -	$ -	$ 2,412	$ 2,871
98	A_R6010000-1001/R6010000	Other Expenses	859	$ -	$ -	$ -	$ -	$ -	$ -
99	A_R601001-SLR Overtime	Other Expenses	859	$ -	$ -	$ -	$ -	$ -	$ -
100	**Total Other Expenses**	**Other Expenses**	**859**	**$ 13,983**	**$ 16,042**	**$ 16,625**	**$ 15,225**	**$ 15,916**	**$ 190,332**
101	**Total Transmission Operation Expenses**			**$ 156,176**	**$ 227,196**	**$ 221,780**	**$ 196,623**	**$ 218,784**	**$ 2,217,590**
102									
103	**Transmission Expenses - Maintenance:**								
104	Maintenance of Mains								
105	A_6010110-Labor Exempt ST	Rents	860	$ -	$ -	$ -	$ -	$ -	$ -
106	A_6010130-Labor Exempt NonProd	Rents	860	$ -	$ -	$ -	$ -	$ -	$ -
107	A_6010210-Labor NonExm ST	Rents	860	$ -	$ -	$ -	$ -	$ -	$ -
108	A_6010220-Labor NonExm OT	Rents	860	$ -	$ -	$ -	$ -	$ -	$ -
109	A_6010230-Labor NonExm NonProd	Rents	860	$ -	$ -	$ -	$ -	$ -	$ -
110	Total Rents	Rents	860	$ -	$ -	$ -	$ -	$ -	$ -
111	A_6010110-Labor Exempt ST	Maintenance of Mains	863	$ 1,692	$ 363	$ 1,479	$ 737	$ 585	$ 13,618
112	A_6010120-Labor Exempt OT	Maintenance of Mains	863	$ -	$ -	$ -	$ -	$ -	$ -
113	A_6010130-Labor Exempt NonProd	Maintenance of Mains	863	$ 634	$ 219	$ 370	$ 205	$ 147	$ 3,124
114	A_6010210-Labor NonExm ST	Maintenance of Mains	863	$ 12,627	$ 2,170	$ 7,439	$ 5,308	$ 4,760	$ 82,034
115	A_6010220-Labor NonExm OT	Maintenance of Mains	863	$ 4,370	$ 782	$ 2,685	$ 1,584	$ 1,212	$ 22,758
116	A_6010230-Labor NonExm NonProd	Maintenance of Mains	863	$ 1,896	$ 1,243	$ 2,449	$ 316	$ 618	$ 13,927
117	A_6010910-Labor OffCycle Bonus	Maintenance of Mains	863	$ -	$ -	$ 24	$ -	$ -	$ 30
118	A_6010000-1001/A6010000	Maintenance of Mains	863	$ (481)	$ 5	$ 1	$ 27	$ 26	$ (392)
119	A_6010010-1001/A6010000	Maintenance of Mains	863	$ -	$ -	$ -	$ -	$ -	$ -
120	A_6010000-1001/R6010000	Maintenance of Mains	863	$ -	$ -	$ -	$ -	$ -	$ -
121	A_6010010-1001/R6010010	Maintenance of Mains	863	$ (628)	$ -	$ -	$ 0	$ -	$ (615)
122	A_R601001-SLR Overtime	Maintenance of Mains	863	$ -	$ -	$ -	$ -	$ -	$ -
123	**Total Maintenance of Mains**	**Maintenance of Mains**	**863**	**$ 20,111**	**$ 4,782**	**$ 14,446**	**$ 8,177**	**$ 7,349**	**$ 134,483**

NMGC Exhibit ECB-5
Page 540 of 596

NEW MEXICO GAS COMPANY, INC.

Labor Workpaper
Base Period - 12 Months Ending March 31, 2023
Future Test Year - 12 Months Ending September 30, 2025

	A	B	C	Q	R	S	T	U	V
3	**Description**	**Account Name**	**FERC Acct**	**Removal of Severance and Intercompany Labor**	**Base Period Annualization at 5.50%**	**Base Period Vacancy Normalization(1)**	**Adjusted Base Period Labor**	**Linkage 1 Ending 3/31/2024 at 1.75%**	**Linkage 2 Ending 9/30/2024 at 1.72%**
4									
85	A_A6010000-1001/A6010000	Measuring and Regulating Station Expenses	857		$ 0	$ -	$ 2	$ 2	$ 2
86	A_R6010000-1001/R6010000	Measuring and Regulating Station Expenses	857		$ -	$ -	$ -	$ -	$ -
87	A_R6010010-1001/R6010010	Measuring and Regulating Station Expenses	857		$ -	$ -	$ -	$ -	$ -
88	A_R601001-SLR Overtime	Measuring and Regulating Station Expenses	857		$ -	$ -	$ -	$ -	$ -
89	**Total Measuring and Regulating Station Expenses**	**Measuring and Regulating Station Expenses**	**857**	**$ -**	**$ 676**	**$ 378**	**$ 13,340**	**$ 13,573**	**$ 13,807**
90	Other Expenses								
91	A_6010110-Labor Exempt ST	Other Expenses	859		$ 8,108	$ 11,784	$ 167,343	$ 170,271	$ 173,200
92	A_6010130-Labor Exempt NonProd	Other Expenses	859		$ 1,192	$ -	$ 22,864	$ 23,264	$ 23,664
93	A_6010210-Labor NonExm ST	Other Expenses	859		$ 699	$ 1,015	$ 14,418	$ 14,670	$ 14,922
94	A_6010220-Labor NonExm OT	Other Expenses	859		$ -	$ -	$ -	$ -	$ -
95	A_6010230-Labor NonExm NonProd	Other Expenses	859		$ 310	$ -	$ 5,943	$ 6,047	$ 6,151
96	A_6010910-Labor OffCycle Bonus	Other Expenses	859		$ -	$ -	$ -	$ -	$ -
97	A_A6010000-1001/A6010000	Other Expenses	859		$ 158	$ -	$ 3,028	$ 3,081	$ 3,134
98	A_R6010000-1001/R6010000	Other Expenses	859		$ -	$ -	$ -	$ -	$ -
99	A_R601001-SLR Overtime	Other Expenses	859		$ -	$ -	$ -	$ -	$ -
100	**Total Other Expenses**	**Other Expenses**	**859**	**$ -**	**$ 10,466**	**$ 12,799**	**$ 213,597**	**$ 217,335**	**$ 221,072**
101	**Total Transmission Operation Expenses**			**$ -**	**$ 121,935**	**$ 89,460**	**$ 2,428,986**	**$ 2,471,493**	**$ 2,514,000**
102									
103	**Transmission Expenses - Maintenance:**								
104	Maintenance of Mains								
105	A_6010110-Labor Exempt ST	Rents	860		$ -	$ -	$ -	$ -	$ -
106	A_6010130-Labor Exempt NonProd	Rents	860		$ -	$ -	$ -	$ -	$ -
107	A_6010210-Labor NonExm ST	Rents	860		$ -	$ -	$ -	$ -	$ -
108	A_6010220-Labor NonExm OT	Rents	860		$ -	$ -	$ -	$ -	$ -
109	A_6010230-Labor NonExm NonProd	Rents	860		$ -	$ -	$ -	$ -	$ -
110	Total Rents	Rents	860	$ -	$ -	$ -	$ -	$ -	$ -
111	A_6010110-Labor Exempt ST	Maintenance of Mains	863		$ 749	$ 1,088	$ 15,455	$ 15,726	$ 15,996
112	A_6010120-Labor Exempt OT	Maintenance of Mains	863		$ -	$ -	$ -	$ -	$ -
113	A_6010130-Labor Exempt NonProd	Maintenance of Mains	863		$ 172	$ -	$ 3,296	$ 3,354	$ 3,412
114	A_6010210-Labor NonExm ST	Maintenance of Mains	863		$ 4,511	$ 6,556	$ 93,100	$ 94,729	$ 96,359
115	A_6010220-Labor NonExm OT	Maintenance of Mains	863		$ 1,251	$ (4,885)	$ 19,124	$ 19,459	$ 19,794
116	A_6010230-Labor NonExm NonProd	Maintenance of Mains	863		$ 766	$ -	$ 14,693	$ 14,950	$ 15,207
117	A_6010910-Labor OffCycle Bonus	Maintenance of Mains	863		$ 2	$ -	$ 31	$ 32	$ 33
118	A_6010000-1001/A6010000	Maintenance of Mains	863		$ (22)	$ -	$ (414)	$ (421)	$ (429)
119	A_6010010-1001/A6010000	Maintenance of Mains	863		$ -	$ -	$ -	$ -	$ -
120	A_6010000-1001/R6010000	Maintenance of Mains	863		$ -	$ -	$ -	$ -	$ -
121	A_6010010-1001/R6010010	Maintenance of Mains	863		$ (34)	$ -	$ (649)	$ (660)	$ (671)
122	A_R601001-SLR Overtime	Maintenance of Mains	863		$ -	$ -	$ -	$ -	$ -
123	**Total Maintenance of Mains**	**Maintenance of Mains**	**863**	**$ -**	**$ 7,395**	**$ 2,759**	**$ 144,637**	**$ 147,169**	**$ 149,700**

NMGC Exhibit ECB-5
Page 541 of 596

NEW MEXICO GAS COMPANY, INC.

Labor Workpaper
Base Period - 12 Months Ending March 31, 2023
Future Test Year - 12 Months Ending September 30, 2025

	A	B	C	W	X	Y	Z	AA
3	Description	Account Name	FERC Acct	Test Year Adjustments	Future Test Year Ending 9/30/2025 at 11.23%		Adjusted Base and Test Periods Variance	Test Period to Adjusted Base Period Variance - %
4								
85	A_A6010000-1001/A6010000	Measuring and Regulating Station Expenses	857		$ 2		$ 0	15%
86	A_R6010000-1001/R6010000	Measuring and Regulating Station Expenses	857		$ -		$ -	
87	A_R6010010-1001/R6010010	Measuring and Regulating Station Expenses	857		$ -		$ -	
88	A_R601001-SLR Overtime	Measuring and Regulating Station Expenses	857		$ -		$ -	
89	**Total Measuring and Regulating Station Expenses**	**Measuring and Regulating Station Expenses**	**857**	**$ -**	**$ 15,357**		**$ 2,017**	**15%**
90	Other Expenses							
91	A_6010110-Labor Exempt ST	Other Expenses	859		$ 192,644		$ 25,302	15%
92	A_6010130-Labor Exempt NonProd	Other Expenses	859		$ 26,321		$ 3,457	15%
93	A_6010210-Labor NonExm ST	Other Expenses	859		$ 16,598		$ 2,180	15%
94	A_6010220-Labor NonExm OT	Other Expenses	859		$ -		$ -	
95	A_6010230-Labor NonExm NonProd	Other Expenses	859		$ 6,842		$ 899	15%
96	A_6010910-Labor OffCycle Bonus	Other Expenses	859		$ -		$ -	
97	A_A6010000-1001/A6010000	Other Expenses	859		$ 3,486		$ 458	15%
98	A_R6010000-1001/R6010000	Other Expenses	859		$ -		$ -	
99	A_R601001-SLR Overtime	Other Expenses	859		$ -		$ -	
100	**Total Other Expenses**	**Other Expenses**	**859**	**$ -**	**$ 245,891**		**$ 32,295**	**15%**
101	**Total Transmission Operation Expenses**			**$ -**	**$ 2,796,238**		**$ 367,252**	**15%**
102								
103	**Transmission Expenses - Maintenance:**							
104	Maintenance of Mains							
105	A_6010110-Labor Exempt ST	Rents	860		$ -		$ -	
106	A_6010130-Labor Exempt NonProd	Rents	860		$ -		$ -	
107	A_6010210-Labor NonExm ST	Rents	860		$ -		$ -	
108	A_6010220-Labor NonExm OT	Rents	860		$ -		$ -	
109	A_6010230-Labor NonExm NonProd	Rents	860		$ -		$ -	
110	Total Rents	Rents	860	$ -	$ -		$ -	
111	A_6010110-Labor Exempt ST	Maintenance of Mains	863		$ 17,792		$ 2,337	15%
112	A_6010120-Labor Exempt OT	Maintenance of Mains	863		$ -		$ -	
113	A_6010130-Labor Exempt NonProd	Maintenance of Mains	863		$ 3,795		$ 498	15%
114	A_6010210-Labor NonExm ST	Maintenance of Mains	863		$ 107,176		$ 14,076	15%
115	A_6010220-Labor NonExm OT	Maintenance of Mains	863		$ 22,016		$ 2,892	15%
116	A_6010230-Labor NonExm NonProd	Maintenance of Mains	863		$ 16,914		$ 2,221	15%
117	A_6010910-Labor OffCycle Bonus	Maintenance of Mains	863		$ 36		$ 5	15%
118	A_6010000-1001/A6010000	Maintenance of Mains	863		$ (477)		$ (63)	15%
119	A_6010010-1001/A6010000	Maintenance of Mains	863		$ -		$ -	
120	A_6010000-1001/R6010000	Maintenance of Mains	863		$ -		$ -	
121	A_6010010-1001/R6010010	Maintenance of Mains	863		$ (747)		$ (98)	15%
122	A_R601001-SLR Overtime	Maintenance of Mains	863		$ -		$ -	
123	**Total Maintenance of Mains**	**Maintenance of Mains**	**863**	**$ -**	**$ 166,506**		**$ 21,869**	**15%**

NMGC Exhibit ECB-5
Page 542 of 596

NEW MEXICO GAS COMPANY, INC.

Labor Workpaper
Base Period - 12 Months Ending March 31, 2023
Future Test Year - 12 Months Ending September 30, 2025

	A	B	C	D	E	F	G	H	I	J
3	Description	Account Name	FERC Acct	4/30/2022	5/31/2022	6/30/2022	7/31/2022	8/31/2022	9/30/2022	10/31/2022
4										
124	Maintenance of Compressor Station Equipment									
125	A_6010110-Labor Exempt ST	Maintenance of Compressor Station Equipment	864	$ 5,128	$ 6,519	$ 6,575	$ 5,247	$ 7,837	$ 8,282	$ 4,376
126	A_6010130-Labor Exempt NonProd	Maintenance of Compressor Station Equipment	864	$ 2,563	$ (781)	$ 1,816	$ 2,978	$ 1,600	$ 650	$ 2,379
127	A_6010210-Labor NonExm ST	Maintenance of Compressor Station Equipment	864	$ 21,317	$ 15,905	$ 17,278	$ 19,772	$ 22,541	$ 15,933	$ 18,661
128	A_6010220-Labor NonExm OT	Maintenance of Compressor Station Equipment	864	$ 5,613	$ 3,809	$ 1,361	$ 7,364	$ 3,094	$ 689	$ 9,908
129	A_6010230-Labor NonExm NonProd	Maintenance of Compressor Station Equipment	864	$ 1,138	$ 854	$ 4,928	$ 3,282	$ 2,961	$ 8,201	$ (1,307)
130	A_6010910-Labor OffCycle Bonus	Maintenance of Compressor Station Equipment	864	$ -	$ -	$ -	$ 0	$ -	$ -	$ 0
131	A_6010000-1001/A6010000	Maintenance of Compressor Station Equipment	864	$ 0	$ 0	$ -	$ -	$ -	$ 0	$ 0
132	A_6010010-1001/A6010000	Maintenance of Compressor Station Equipment	864	$ -	$ -	$ -	$ -	$ -	$ -	$ -
133	A_6010000-1001/R6010000	Maintenance of Compressor Station Equipment	864	$ -	$ -	$ -	$ -	$ -	$ -	$ -
134	A_6010010-1001/R6010010	Maintenance of Compressor Station Equipment	864	$ -	$ -	$ -	$ 0	$ -	$ -	$ -
135	**Total Maintenance of Compressor Station Equipment**	**Maintenance of Compressor Station Equipment**	**864**	**$ 35,758**	**$ 26,307**	**$ 31,958**	**$ 38,643**	**$ 38,033**	**$ 33,755**	**$ 34,018**
136	Maintenance of Measuring and Regulating Station Equipment									
137	A_6010110-Labor Exempt ST	Maintenance of Measuring and Regulating Station Equipment	865	$ 914	$ 1,483	$ 1,909	$ 1,369	$ 1,148	$ 1,305	$ 876
138	A_6010120-Labor Exempt OT	Maintenance of Measuring and Regulating Station Equipment	865	$ -	$ -	$ -	$ -	$ -	$ -	$ -
139	A_6010130-Labor Exempt NonProd	Maintenance of Measuring and Regulating Station Equipment	865	$ 263	$ 314	$ 992	$ 559	$ 193	$ 842	$ 355
140	A_6010210-Labor NonExm ST	Maintenance of Measuring and Regulating Station Equipment	865	$ 5,151	$ 6,763	$ 10,652	$ 8,526	$ 8,583	$ 11,993	$ 8,238
141	A_6010220-Labor NonExm OT	Maintenance of Measuring and Regulating Station Equipment	865	$ 1,973	$ 2,222	$ 3,889	$ 2,947	$ 2,596	$ 3,818	$ 2,599
142	A_6010230-Labor NonExm NonProd	Maintenance of Measuring and Regulating Station Equipment	865	$ 1,253	$ 818	$ 2,343	$ 1,563	$ 1,185	$ 3,065	$ 367
143	A_6010910-Labor OffCycle Bonus	Maintenance of Measuring and Regulating Station Equipment	865	$ 1	$ -	$ -	$ 0	$ -	$ -	$ 2
144	A_6010000-1001/A6010000	Maintenance of Measuring and Regulating Station Equipment	865	$ -	$ -	$ -	$ -	$ 0	$ -	$ -
145	A_6010000-1001/A6010010	Maintenance of Measuring and Regulating Station Equipment	865	$ -	$ -	$ -	$ -	$ -	$ -	$ -
146	A_6010000-1001/R6010000	Maintenance of Measuring and Regulating Station Equipment	865	$ -	$ -	$ -	$ -	$ -	$ -	$ -
147	A_6010010-1001/R6010010	Maintenance of Measuring and Regulating Station Equipment	865	$ -	$ -	$ -	$ -	$ -	$ -	$ -
148	A_R601001-SLR Overtime	Maintenance of Measuring and Regulating Station Equipment	865	$ -	$ -	$ -	$ -	$ -	$ -	$ -
149	**Total Maintenance of Measuring and Regulating Station Equ**	**Maintenance of Measuring and Regulating Station Equipment**	**865**	**$ 9,554**	**$ 11,601**	**$ 19,786**	**$ 14,965**	**$ 13,704**	**$ 21,022**	**$ 12,436**
150	**Total Transmission Maintenance Expenses**			**$ 52,154**	**$ 61,437**	**$ 54,809**	**$ 62,782**	**$ 65,871**	**$ 73,925**	**$ 50,182**
151										
152	**Total Transmission O&M**			**$ 220,884**	**$ 242,067**	**$ 183,690**	**$ 233,741**	**$ 258,241**	**$ 258,615**	**$ 220,955**
153										
154	**Distribution Expenses**									
155										
156	**Distribution Expenses - Operation:**									
157	Operation Supervision and Engineering									
158	A_6010110-Labor Exempt ST	Operation Supervision and Engineering	870	$ 110,415	$ 122,619	$ 108,116	$ 98,735	$ 125,993	$ 100,592	$ 102,915
159	A_6010120-Labor Exempt OT	Operation Supervision and Engineering	870	$ -	$ -	$ -	$ -	$ -	$ -	$ -
160	A_6010130-Labor Exempt NonProd	Operation Supervision and Engineering	870	$ 28,985	$ 27,392	$ 32,334	$ 28,588	$ 16,968	$ 44,029	$ 15,348
161	A_6010210-Labor NonExm ST	Operation Supervision and Engineering	870	$ 94,768	$ 129,022	$ 120,457	$ 105,033	$ 122,442	$ 91,396	$ 110,617
162	A_6010220-Labor NonExm OT	Operation Supervision and Engineering	870	$ 19,185	$ 25,050	$ 27,380	$ 26,018	$ 27,213	$ 20,551	$ 31,739
163	A_6010230-Labor NonExm NonProd	Operation Supervision and Engineering	870	$ 21,720	$ 9,106	$ 29,124	$ 22,407	$ 16,714	$ 22,426	$ 12,415
164	A_6010310-Labor Union ST	Operation Supervision and Engineering	870	$ -	$ -	$ -	$ -	$ -	$ -	$ -
165	A_6010320-Labor Union OT	Operation Supervision and Engineering	870	$ -	$ -	$ -	$ -	$ -	$ -	$ -
166	A_6010330-Labor Union NonProd	Operation Supervision and Engineering	870	$ -	$ -	$ -	$ -	$ -	$ -	$ -
167	A_6010400-Labor Severance	Operation Supervision and Engineering	870	$ -	$ -	$ 5,000	$ -	$ -	$ -	$ -
168	A_6010910-Labor OffCycle Bonus	Operation Supervision and Engineering	870	$ 472	$ -	$ -	$ 50	$ -	$ -	$ 42

NMGC Exhibit ECB-5
Page 543 of 596

NEW MEXICO GAS COMPANY, INC.

Labor Workpaper
Base Period - 12 Months Ending March 31, 2023
Future Test Year - 12 Months Ending September 30, 2025

	A	B	C	K	L	M	N	O	P
3	**Description**	**Account Name**	**FERC Acct**	**11/30/2022**	**12/31/2022**	**1/31/2023**	**2/28/2023**	**3/31/2023**	**Total Company Unadjusted Base Period**
4									
124	Maintenance of Compressor Station Equipment								
125	A_6010110-Labor Exempt ST	Maintenance of Compressor Station Equipment	864	$ 7,848	$ 5,672	$ 5,517	$ 7,536	$ 8,690	$ 79,228
126	A_6010130-Labor Exempt NonProd	Maintenance of Compressor Station Equipment	864	$ 224	$ 2,380	$ 1,689	$ (253)	$ 28	$ 15,275
127	A_6010210-Labor NonExm ST	Maintenance of Compressor Station Equipment	864	$ 19,744	$ 11,622	$ 11,192	$ 14,320	$ 18,679	$ 206,965
128	A_6010220-Labor NonExm OT	Maintenance of Compressor Station Equipment	864	$ (1,261)	$ 4,623	$ 3,901	$ 6,512	$ 14,811	$ 60,423
129	A_6010230-Labor NonExm NonProd	Maintenance of Compressor Station Equipment	864	$ 3,029	$ 4,638	$ 4,892	$ 3,694	$ 6,412	$ 42,723
130	A_6010910-Labor OffCycle Bonus	Maintenance of Compressor Station Equipment	864	$ -	$ -	$ 1,087	$ -	$ -	$ 1,087
131	A_6010000-1001/A6010000	Maintenance of Compressor Station Equipment	864	$ 0	$ 0	$ 0	$ 2	$ 2	$ 4
132	A_6010010-1001/A6010000	Maintenance of Compressor Station Equipment	864	$ -	$ -	$ -	$ -	$ -	$ -
133	A_6010000-1001/R6010000	Maintenance of Compressor Station Equipment	864	$ -	$ -	$ -	$ -	$ -	$ -
134	A_6010010-1001/R6010010	Maintenance of Compressor Station Equipment	864	$ -	$ -	$ -	$ 1	$ -	$ 1
135	**Total Maintenance of Compressor Station Equipment**	**Maintenance of Compressor Station Equipment**	**864**	**$ 29,584**	**$ 28,935**	**$ 28,279**	**$ 31,813**	**$ 48,623**	**$ 405,706**
136	Maintenance of Measuring and Regulating Station Equipment								
137	A_6010110-Labor Exempt ST	Maintenance of Measuring and Regulating Station Equipment	865	$ 1,316	$ 1,380	$ 1,200	$ 1,548	$ 1,600	$ 16,048
138	A_6010120-Labor Exempt OT	Maintenance of Measuring and Regulating Station Equipment	865	$ -	$ -	$ -	$ -	$ -	$ -
139	A_6010130-Labor Exempt NonProd	Maintenance of Measuring and Regulating Station Equipment	865	$ 93	$ 615	$ 206	$ 387	$ 368	$ 5,187
140	A_6010210-Labor NonExm ST	Maintenance of Measuring and Regulating Station Equipment	865	$ 6,511	$ 7,460	$ 5,813	$ 9,893	$ 9,116	$ 98,699
141	A_6010220-Labor NonExm OT	Maintenance of Measuring and Regulating Station Equipment	865	$ 2,459	$ 2,684	$ 2,039	$ 3,505	$ 2,562	$ 33,294
142	A_6010230-Labor NonExm NonProd	Maintenance of Measuring and Regulating Station Equipment	865	$ 917	$ 3,773	$ 1,914	$ 838	$ 1,575	$ 19,611
143	A_6010910-Labor OffCycle Bonus	Maintenance of Measuring and Regulating Station Equipment	865	$ -	$ -	$ 13	$ -	$ -	$ 16
144	A_6010000-1001/A6010000	Maintenance of Measuring and Regulating Station Equipment	865	$ 0	$ 27	$ 1	$ 169	$ 4	$ 201
145	A_6010000-1001/A6010010	Maintenance of Measuring and Regulating Station Equipment	865	$ -	$ -	$ -	$ -	$ -	$ -
146	A_6010000-1001/R6010000	Maintenance of Measuring and Regulating Station Equipment	865	$ -	$ -	$ -	$ -	$ -	$ -
147	A_6010010-1001/R6010010	Maintenance of Measuring and Regulating Station Equipment	865	$ -	$ -	$ -	$ 1	$ -	$ 1
148	A_R601001-SLR Overtime	Maintenance of Measuring and Regulating Station Equipment	865	$ -	$ -	$ -	$ -	$ -	$ -
149	**Total Maintenance of Measuring and Regulating Station Equ**	**Maintenance of Measuring and Regulating Station Equipment**	**865**	**$ 11,297**	**$ 15,939**	**$ 11,186**	**$ 16,341**	**$ 15,225**	**$ 173,057**
150	**Total Transmission Maintenance Expenses**			**$ 60,992**	**$ 49,656**	**$ 53,911**	**$ 56,330**	**$ 71,197**	**$ 713,246**
151									
152	**Total Transmission O&M**			**$ 217,168**	**$ 276,851**	**$ 275,691**	**$ 252,953**	**$ 289,981**	**$ 2,930,836**
153									
154	**Distribution Expenses**								
155									
156	**Distribution Expenses - Operation:**								
157	Operation Supervision and Engineering								
158	A_6010110-Labor Exempt ST	Operation Supervision and Engineering	870	$ 107,050	$ 87,262	$ 104,006	$ 115,156	$ 139,865	$ 1,322,723
159	A_6010120-Labor Exempt OT	Operation Supervision and Engineering	870	$ -	$ -	$ -	$ -	$ -	$ -
160	A_6010130-Labor Exempt NonProd	Operation Supervision and Engineering	870	$ 15,068	$ 48,141	$ 32,194	$ 6,233	$ 5,740	$ 301,019
161	A_6010210-Labor NonExm ST	Operation Supervision and Engineering	870	$ 104,630	$ 77,315	$ 96,160	$ 110,584	$ 126,318	$ 1,288,742
162	A_6010220-Labor NonExm OT	Operation Supervision and Engineering	870	$ 34,305	$ 24,698	$ 29,004	$ 26,239	$ 26,949	$ 318,331
163	A_6010230-Labor NonExm NonProd	Operation Supervision and Engineering	870	$ 16,911	$ 39,694	$ 30,433	$ 9,989	$ 17,220	$ 248,158
164	A_6010310-Labor Union ST	Operation Supervision and Engineering	870	$ -	$ -	$ -	$ -	$ -	$ -
165	A_6010320-Labor Union OT	Operation Supervision and Engineering	870	$ -	$ -	$ -	$ -	$ -	$ -
166	A_6010330-Labor Union NonProd	Operation Supervision and Engineering	870	$ -	$ -	$ -	$ -	$ -	$ -
167	A_6010400-Labor Severance	Operation Supervision and Engineering	870	$ -	$ -	$ -	$ -	$ -	$ 5,000
168	A_6010910-Labor OffCycle Bonus	Operation Supervision and Engineering	870	$ -	$ -	$ 6,949	$ -	$ -	$ 7,513

NMGC Exhibit ECB-5
Page 544 of 596

NEW MEXICO GAS COMPANY, INC.

Labor Workpaper
Base Period - 12 Months Ending March 31, 2023
Future Test Year - 12 Months Ending September 30, 2025

	A	B	C	Q	R	S	T	U	V
3	Description	Account Name	FERC Acct	Removal of Severance and Intercompany Labor	Base Period Annualization at 5.50%	Base Period Vacancy Normalization(1)	Adjusted Base Period Labor	Linkage 1 Ending 3/31/2024 at 1.75%	Linkage 2 Ending 9/30/2024 at 1.72%
4									
124	Maintenance of Compressor Station Equipment								
125	A_6010110-Labor Exempt ST	Maintenance of Compressor Station Equipment	864		$ 4,356	$ 6,332	$ 89,916	$ 91,490	$ 93,063
126	A_6010130-Labor Exempt NonProd	Maintenance of Compressor Station Equipment	864		$ 840	$ -	$ 16,115	$ 16,397	$ 16,679
127	A_6010210-Labor NonExm ST	Maintenance of Compressor Station Equipment	864		$ 11,380	$ 16,540	$ 234,884	$ 238,995	$ 243,105
128	A_6010220-Labor NonExm OT	Maintenance of Compressor Station Equipment	864		$ 3,322	$ (12,969)	$ 50,776	$ 51,665	$ 52,553
129	A_6010230-Labor NonExm NonProd	Maintenance of Compressor Station Equipment	864		$ 2,349	$ -	$ 45,072	$ 45,861	$ 46,650
130	A_6010910-Labor OffCycle Bonus	Maintenance of Compressor Station Equipment	864		$ 60	$ -	$ 1,147	$ 1,167	$ 1,187
131	A_6010000-1001/A6010000	Maintenance of Compressor Station Equipment	864		$ 0	$ -	$ 4	$ 4	$ 4
132	A_6010010-1001/A6010000	Maintenance of Compressor Station Equipment	864		$ -	$ -	$ -	$ -	$ -
133	A_6010000-1001/R6010000	Maintenance of Compressor Station Equipment	864		$ -	$ -	$ -	$ -	$ -
134	A_6010010-1001/R6010010	Maintenance of Compressor Station Equipment	864		$ 0	$ -	$ 1	$ 1	$ 1
135	**Total Maintenance of Compressor Station Equipment**	**Maintenance of Compressor Station Equipment**	**864**	**$ -**	**$ 22,308**	**$ 9,902**	**$ 437,916**	**$ 445,579**	**$ 453,243**
136	Maintenance of Measuring and Regulating Station Equipment								
137	A_6010110-Labor Exempt ST	Maintenance of Measuring and Regulating Station Equipment	865		$ 882	$ 1,282	$ 18,213	$ 18,532	$ 18,850
138	A_6010120-Labor Exempt OT	Maintenance of Measuring and Regulating Station Equipment	865		$ -	$ -	$ -	$ -	$ -
139	A_6010130-Labor Exempt NonProd	Maintenance of Measuring and Regulating Station Equipment	865		$ 285	$ -	$ 5,473	$ 5,568	$ 5,664
140	A_6010210-Labor NonExm ST	Maintenance of Measuring and Regulating Station Equipment	865		$ 5,427	$ 7,888	$ 112,013	$ 113,973	$ 115,934
141	A_6010220-Labor NonExm OT	Maintenance of Measuring and Regulating Station Equipment	865		$ 1,831	$ (7,146)	$ 27,978	$ 28,468	$ 28,957
142	A_6010230-Labor NonExm NonProd	Maintenance of Measuring and Regulating Station Equipment	865		$ 1,078	$ -	$ 20,689	$ 21,052	$ 21,414
143	A_6010910-Labor OffCycle Bonus	Maintenance of Measuring and Regulating Station Equipment	865		$ 1	$ -	$ 17	$ 17	$ 17
144	A_6010000-1001/A6010000	Maintenance of Measuring and Regulating Station Equipment	865		$ 11	$ -	$ 212	$ 216	$ 219
145	A_6010000-1001/A6010010	Maintenance of Measuring and Regulating Station Equipment	865		$ -	$ -	$ -	$ -	$ -
146	A_6010000-1001/R6010000	Maintenance of Measuring and Regulating Station Equipment	865		$ -	$ -	$ -	$ -	$ -
147	A_6010010-1001/R6010010	Maintenance of Measuring and Regulating Station Equipment	865		$ 0	$ -	$ 1	$ 1	$ 1
148	A_R601001-SLR Overtime	Maintenance of Measuring and Regulating Station Equipment	865		$ -	$ -	$ -	$ -	$ -
149	**Total Maintenance of Measuring and Regulating Station Equ**	**Maintenance of Measuring and Regulating Station Equipment**	**865**	**$ -**	**$ 9,516**	**$ 2,024**	**$ 184,596**	**$ 187,827**	**$ 191,057**
150	**Total Transmission Maintenance Expenses**			**$ -**	**$ 39,218**	**$ 14,685**	**$ 767,149**	**$ 780,575**	**$ 794,000**
151									
152	**Total Transmission O&M**			**$ -**	**$ 161,154**	**$ 104,145**	**$ 3,196,135**	**$ 3,252,067**	**$ 3,308,000**
153									
154	**Distribution Expenses**								
155									
156	**Distribution Expenses - Operation:**								
157	Operation Supervision and Engineering								
158	A_6010110-Labor Exempt ST	Operation Supervision and Engineering	870		$ 72,731	$ 105,706	$ 1,501,160	$ 1,527,430	$ 1,553,700
159	A_6010120-Labor Exempt OT	Operation Supervision and Engineering	870		$ -	$ -	$ -	$ -	$ -
160	A_6010130-Labor Exempt NonProd	Operation Supervision and Engineering	870		$ 16,552	$ -	$ 317,571	$ 323,128	$ 328,686
161	A_6010210-Labor NonExm ST	Operation Supervision and Engineering	870		$ 70,862	$ 102,990	$ 1,462,595	$ 1,488,190	$ 1,513,786
162	A_6010220-Labor NonExm OT	Operation Supervision and Engineering	870		$ 17,504	$ (68,326)	$ 267,508	$ 272,189	$ 276,871
163	A_6010230-Labor NonExm NonProd	Operation Supervision and Engineering	870		$ 13,645	$ -	$ 261,803	$ 266,385	$ 270,966
164	A_6010310-Labor Union ST	Operation Supervision and Engineering	870		$ -	$ -	$ -	$ -	$ -
165	A_6010320-Labor Union OT	Operation Supervision and Engineering	870		$ -	$ -	$ -	$ -	$ -
166	A_6010330-Labor Union NonProd	Operation Supervision and Engineering	870		$ -	$ -	$ -	$ -	$ -
167	A_6010400-Labor Severance	Operation Supervision and Engineering	870	$ (5,000)	$ -	$ -	$ -	$ -	$ -
168	A_6010910-Labor OffCycle Bonus	Operation Supervision and Engineering	870		$ 413	$ -	$ 7,926	$ 8,065	$ 8,203

NMGC Exhibit ECB-5
Page 545 of 596

NEW MEXICO GAS COMPANY, INC.

Labor Workpaper
Base Period - 12 Months Ending March 31, 2023
Future Test Year - 12 Months Ending September 30, 2025

	A	B	C	W	X	Y	Z	AA
3	Description	Account Name	FERC Acct	Test Year Adjustments	Future Test Year Ending 9/30/2025 at 11.23%		Adjusted Base and Test Periods Variance	Test Period to Adjusted Base Period Variance - %
4								
124	Maintenance of Compressor Station Equipment							
125	A_6010110-Labor Exempt ST	Maintenance of Compressor Station Equipment	864		$ 103,511		$ 13,595	15%
126	A_6010130-Labor Exempt NonProd	Maintenance of Compressor Station Equipment	864		$ 18,551		$ 2,436	15%
127	A_6010210-Labor NonExm ST	Maintenance of Compressor Station Equipment	864		$ 270,398		$ 35,513	15%
128	A_6010220-Labor NonExm OT	Maintenance of Compressor Station Equipment	864		$ 58,453		$ 7,677	15%
129	A_6010230-Labor NonExm NonProd	Maintenance of Compressor Station Equipment	864		$ 51,887		$ 6,815	15%
130	A_6010910-Labor OffCycle Bonus	Maintenance of Compressor Station Equipment	864		$ 1,321		$ 173	15%
131	A_6010000-1001/A6010000	Maintenance of Compressor Station Equipment	864		$ 5		$ 1	15%
132	A_6010010-1001/A6010000	Maintenance of Compressor Station Equipment	864		$ -		$ -	
133	A_6010000-1001/R6010000	Maintenance of Compressor Station Equipment	864		$ -		$ -	
134	A_6010010-1001/R6010010	Maintenance of Compressor Station Equipment	864		$ 1		$ 0	15%
135	**Total Maintenance of Compressor Station Equipment**	**Maintenance of Compressor Station Equipment**	**864**	**$ -**	**$ 504,127**		**$ 66,211**	**15%**
136	Maintenance of Measuring and Regulating Station Equipment							
137	A_6010110-Labor Exempt ST	Maintenance of Measuring and Regulating Station Equipment	865		$ 20,966		$ 2,754	15%
138	A_6010120-Labor Exempt OT	Maintenance of Measuring and Regulating Station Equipment	865		$ -		$ -	
139	A_6010130-Labor Exempt NonProd	Maintenance of Measuring and Regulating Station Equipment	865		$ 6,300		$ 827	15%
140	A_6010210-Labor NonExm ST	Maintenance of Measuring and Regulating Station Equipment	865		$ 128,949		$ 16,936	15%
141	A_6010220-Labor NonExm OT	Maintenance of Measuring and Regulating Station Equipment	865		$ 32,208		$ 4,230	15%
142	A_6010230-Labor NonExm NonProd	Maintenance of Measuring and Regulating Station Equipment	865		$ 23,818		$ 3,128	15%
143	A_6010910-Labor OffCycle Bonus	Maintenance of Measuring and Regulating Station Equipment	865		$ 19		$ 3	15%
144	A_6010000-1001/A6010000	Maintenance of Measuring and Regulating Station Equipment	865		$ 244		$ 32	15%
145	A_6010000-1001/A6010010	Maintenance of Measuring and Regulating Station Equipment	865		$ -		$ -	
146	A_6010000-1001/R6010000	Maintenance of Measuring and Regulating Station Equipment	865		$ -		$ -	
147	A_6010010-1001/R6010010	Maintenance of Measuring and Regulating Station Equipment	865		$ 1		$ 0	15%
148	A_R601001-SLR Overtime	Maintenance of Measuring and Regulating Station Equipment	865		$ -		$ -	
149	**Total Maintenance of Measuring and Regulating Station Equ**	**Maintenance of Measuring and Regulating Station Equipment**	**865**	**$ -**	**$ 212,506**		**$ 27,910**	**15%**
150	**Total Transmission Maintenance Expenses**			**$ -**	**$ 883,139**		**$ 115,990**	**15%**
151								
152	**Total Transmission O&M**			**$ -**	**$ 3,679,377**		**$ 483,242**	**15%**
153								
154	**Distribution Expenses**							
155								
156	**Distribution Expenses - Operation:**							
157	Operation Supervision and Engineering							
158	A_6010110-Labor Exempt ST	Operation Supervision and Engineering	870		$ 1,728,129		$ 226,969	15%
159	A_6010120-Labor Exempt OT	Operation Supervision and Engineering	870		$ -		$ -	
160	A_6010130-Labor Exempt NonProd	Operation Supervision and Engineering	870		$ 365,586		$ 48,015	15%
161	A_6010210-Labor NonExm ST	Operation Supervision and Engineering	870		$ 1,683,733		$ 221,138	15%
162	A_6010220-Labor NonExm OT	Operation Supervision and Engineering	870		$ 307,954		$ 40,446	15%
163	A_6010230-Labor NonExm NonProd	Operation Supervision and Engineering	870		$ 301,387		$ 39,584	15%
164	A_6010310-Labor Union ST	Operation Supervision and Engineering	870		$ -		$ -	
165	A_6010320-Labor Union OT	Operation Supervision and Engineering	870		$ -		$ -	
166	A_6010330-Labor Union NonProd	Operation Supervision and Engineering	870		$ -		$ -	
167	A_6010400-Labor Severance	Operation Supervision and Engineering	870		$ -		$ -	
168	A_6010910-Labor OffCycle Bonus	Operation Supervision and Engineering	870		$ 9,124		$ 1,198	15%

23-00255-UT-2023-09-14-NMGC-2023-Rate-Case

NMGC Exhibit ECB-5
Page 546 of 596

NEW MEXICO GAS COMPANY, INC.

Labor Workpaper
Base Period - 12 Months Ending March 31, 2023
Future Test Year - 12 Months Ending September 30, 2025

	A	B	C	D	E	F	G	H	I	J
3	Description	Account Name	FERC Acct	4/30/2022	5/31/2022	6/30/2022	7/31/2022	8/31/2022	9/30/2022	10/31/2022
4										
169	A_6018999-Labor Exp Reclass	Operation Supervision and Engineering	870	$ -	$ -	$ -	$ -	$ -	$ -	$ -
170	A_6010000-1001/A6010000	Operation Supervision and Engineering	870	$ 142	$ 9	$ (9)	$ 162	$ 0	$ 123	$ 92
171	A_6010000-1001/A6010010	Operation Supervision and Engineering	870	$ -	$ -	$ -	$ -	$ -	$ -	$ -
172	A_6010010-1001/R6010000	Operation Supervision and Engineering	870	$ 27	$ -	$ -	$ 123	$ 19	$ -	$ 14
173	A_6010010-1001/R6010010	Operation Supervision and Engineering	870	$ -	$ -	$ -	$ -	$ -	$ -	$ -
174	A_R601001-SLR Overtime	Operation Supervision and Engineering	870	$ -	$ -	$ -	$ -	$ -	$ -	$ -
175	**Total Operation Supervision and Engineering**	**Operation Supervision and Engineering**	**870**	**$ 275,712**	**$ 313,198**	**$ 322,402**	**$ 281,116**	**$ 309,349**	**$ 279,116**	**$ 273,181**
176	Mains and Services Expenses									
177	A_6010110-Labor Exempt ST	Mains and Services Expenses	874	$ 19,583	$ 25,885	$ 22,775	$ 22,609	$ 23,008	$ 19,626	$ 21,356
178	A_6010120-Labor Exempt OT	Mains and Services Expenses	874	$ -	$ -	$ -	$ -	$ -	$ -	$ -
179	A_6010130-Labor Exempt NonProd	Mains and Services Expenses	874	$ 4,783	$ 2,574	$ 5,911	$ 4,365	$ 3,423	$ 5,557	$ 2,916
180	A_6010210-Labor NonExm ST	Mains and Services Expenses	874	$ 114,762	$ 138,104	$ 119,340	$ 122,776	$ 130,401	$ 115,258	$ 117,569
181	A_6010220-Labor NonExm OT	Mains and Services Expenses	874	$ 23,414	$ 28,623	$ 29,778	$ 34,436	$ 32,227	$ 28,014	$ 36,960
182	A_6010230-Labor NonExm NonProd	Mains and Services Expenses	874	$ 27,429	$ 10,230	$ 29,041	$ 24,838	$ 17,239	$ 26,338	$ 11,971
183	A_6010910-Labor OffCycle Bonus	Mains and Services Expenses	874	$ 44	$ -	$ -	$ 95	$ -	$ -	$ 34
184	A_6018999-Labor Exp Reclass	Mains and Services Expenses	874	$ -	$ -	$ -	$ -	$ -	$ -	$ -
185	A_6010000-1001/A6010000	Mains and Services Expenses	874	$ 516	$ 21	$ 358	$ 59	$ 0	$ 10	$ 220
186	A_6010010-1001/R6010000	Mains and Services Expenses	874	$ 84	$ -	$ -	$ 75	$ 50	$ -	$ 33
187	A_R6010010-1001/R6010010	Mains and Services Expenses	874	$ -	$ -	$ -	$ -	$ -	$ -	$ -
188	A_R601001-SLR Overtime	Mains and Services Expenses	874	$ -	$ -	$ -	$ -	$ -	$ -	$ -
189	Total Mains and Services Expenses	Mains and Services Expenses	874	$ 190,614	$ 205,439	$ 207,203	$ 209,253	$ 206,347	$ 194,803	$ 191,059
190	Measuring and Regulating Station Expenses									
191	A_6010110-Labor Exempt ST	Measuring and Regulating Station Expenses	875	$ 7,077	$ 8,948	$ 7,586	$ 7,101	$ 7,904	$ 6,212	$ 6,659
192	A_6010120-Labor Exempt OT	Measuring and Regulating Station Expenses	875	$ -	$ -	$ -	$ -	$ -	$ -	$ -
193	A_6010130-Labor Exempt NonProd	Measuring and Regulating Station Expenses	875	$ 1,861	$ 702	$ 1,663	$ 1,176	$ 982	$ 1,359	$ 47
194	A_6010210-Labor NonExm ST	Measuring and Regulating Station Expenses	875	$ 39,775	$ 48,335	$ 39,073	$ 35,751	$ 42,593	$ 32,583	$ 30,021
195	A_6010220-Labor NonExm OT	Measuring and Regulating Station Expenses	875	$ 6,253	$ 7,934	$ 7,254	$ 7,651	$ 9,612	$ 6,164	$ 8,759
196	A_6010230-Labor NonExm NonProd	Measuring and Regulating Station Expenses	875	$ 7,883	$ 3,485	$ 8,420	$ 8,280	$ 4,874	$ 7,454	$ 3,222
197	A_6010910-Labor OffCycle Bonus	Measuring and Regulating Station Expenses	875	$ 25	$ -	$ -	$ 19	$ -	$ -	$ 15
198	A_6018999-Labor Exp Reclass	Measuring and Regulating Station Expenses	875	$ -	$ -	$ -	$ -	$ -	$ -	$ 878
199	A_6010000-1001/A6010000	Measuring and Regulating Station Expenses	875	$ 36	$ 0	$ 148	$ 60	$ 0	$ -	$ 62
200	A_6010010-1001/R6010000	Measuring and Regulating Station Expenses	875	$ -	$ -	$ -	$ 8	$ 24	$ -	$ 9
201	A_6010010-1001/R6010010	Measuring and Regulating Station Expenses	875	$ -	$ -	$ -	$ -	$ -	$ -	$ -
202	A_R601001-SLR Overtime	Measuring and Regulating Station Expenses	875	$ -	$ -	$ -	$ -	$ -	$ -	$ -
203	**Total Measuring and Regulating Station Expenses**	**Measuring and Regulating Station Expenses**	**875**	**$ 62,910**	**$ 69,404**	**$ 64,145**	**$ 60,046**	**$ 65,989**	**$ 53,771**	**$ 49,672**
204	Meter and House Regulator Expenses									
205	A_6010110-Labor Exempt ST	Meter and House Regulator Expenses	878	$ 48,933	$ 57,095	$ 46,264	$ 48,558	$ 56,015	$ 49,570	$ 58,703
206	A_6010120-Labor Exempt OT	Meter and House Regulator Expenses	878	$ -	$ -	$ -	$ -	$ -	$ -	$ -
207	A_6010130-Labor Exempt NonProd	Meter and House Regulator Expenses	878	$ 10,839	$ 4,954	$ 16,455	$ 11,557	$ 7,436	$ 15,075	$ 4,349
208	A_6010210-Labor NonExm ST	Meter and House Regulator Expenses	878	$ 403,680	$ 463,467	$ 372,093	$ 378,200	$ 461,915	$ 417,948	$ 460,278
209	A_6010220-Labor NonExm OT	Meter and House Regulator Expenses	878	$ 125,961	$ 103,953	$ 113,198	$ 116,515	$ 120,404	$ 139,983	$ 151,471
210	A_6010230-Labor NonExm NonProd	Meter and House Regulator Expenses	878	$ 106,899	$ 38,513	$ 97,581	$ 90,793	$ 48,931	$ 103,235	$ 41,035
211	A_6010910-Labor OffCycle Bonus	Meter and House Regulator Expenses	878	$ 35	$ -	$ -	$ 450	$ -	$ -	$ 794
212	A_6018999-Labor Exp Reclass	Meter and House Regulator Expenses	878	$ -	$ -	$ -	$ -	$ -	$ -	$ -
213	A_6010000-1001/A6010000	Meter and House Regulator Expenses	878	$ (3,215)	$ (2,279)	$ 409	$ 132	$ 0	$ 45	$ 443

NMGC Exhibit ECB-5
Page 547 of 596

NEW MEXICO GAS COMPANY, INC.

Labor Workpaper
Base Period - 12 Months Ending March 31, 2023
Future Test Year - 12 Months Ending September 30, 2025

	A	B	C	K	L	M	N	O	P
3	**Description**	**Account Name**	**FERC Acct**	**11/30/2022**	**12/31/2022**	**1/31/2023**	**2/28/2023**	**3/31/2023**	**Total Company Unadjusted Base Period**
4									
169	A_6018999-Labor Exp Reclass	Operation Supervision and Engineering	870	$ -	$ -	$ -	$ -	$ -	$ -
170	A_6010000-1001/A6010000	Operation Supervision and Engineering	870	$ 33	$ 273	$ 4	$ 595	$ 418	$ 1,842
171	A_6010000-1001/A6010010	Operation Supervision and Engineering	870	$ -	$ -	$ -	$ -	$ -	$ -
172	A_6010010-1001/R6010000	Operation Supervision and Engineering	870	$ -	$ 107	$ -	$ 79	$ 42	$ 411
173	A_6010010-1001/R6010010	Operation Supervision and Engineering	870	$ -	$ -	$ -	$ -	$ -	$ -
174	A_R601001-SLR Overtime	Operation Supervision and Engineering	870	$ -	$ -	$ -	$ -	$ -	$ -
175	**Total Operation Supervision and Engineering**	**Operation Supervision and Engineering**	**870**	**$ 277,997**	**$ 277,490**	**$ 298,750**	**$ 268,875**	**$ 316,553**	**$ 3,493,739**
176	Mains and Services Expenses								
177	A_6010110-Labor Exempt ST	Mains and Services Expenses	874	$ 19,264	$ 14,347	$ 17,775	$ 19,044	$ 24,895	$ 250,168
178	A_6010120-Labor Exempt OT	Mains and Services Expenses	874	$ -	$ -	$ -	$ -	$ -	$ -
179	A_6010130-Labor Exempt NonProd	Mains and Services Expenses	874	$ 7,103	$ 10,080	$ 7,150	$ 3,775	$ 2,857	$ 60,494
180	A_6010210-Labor NonExm ST	Mains and Services Expenses	874	$ 123,414	$ 87,196	$ 104,899	$ 116,359	$ 140,049	$ 1,430,127
181	A_6010220-Labor NonExm OT	Mains and Services Expenses	874	$ 43,888	$ 32,704	$ 34,070	$ 34,437	$ 30,272	$ 388,824
182	A_6010230-Labor NonExm NonProd	Mains and Services Expenses	874	$ 19,080	$ 44,140	$ 33,677	$ 7,889	$ 17,158	$ 269,032
183	A_6010910-Labor OffCycle Bonus	Mains and Services Expenses	874	$ -	$ -	$ 317	$ -	$ -	$ 490
184	A_6018999-Labor Exp Reclass	Mains and Services Expenses	874	$ -	$ -	$ -	$ -	$ -	$ -
185	A_6010000-1001/A6010000	Mains and Services Expenses	874	$ (90)	$ 316	$ 2	$ 513	$ 1,196	$ 3,121
186	A_6010010-1001/R6010000	Mains and Services Expenses	874	$ -	$ 116	$ -	$ 60	$ 37	$ 455
187	A_R6010010-1001/R6010010	Mains and Services Expenses	874	$ -	$ -	$ -	$ -	$ -	$ -
188	A_R601001-SLR Overtime	Mains and Services Expenses	874	$ -	$ -	$ -	$ -	$ -	$ -
189	Total Mains and Services Expenses	Mains and Services Expenses	874	$ 212,658	$ 188,900	$ 197,891	$ 182,078	$ 216,465	$ 2,402,711
190	Measuring and Regulating Station Expenses								
191	A_6010110-Labor Exempt ST	Measuring and Regulating Station Expenses	875	$ 6,976	$ 3,904	$ 5,051	$ 6,000	$ 6,156	$ 79,575
192	A_6010120-Labor Exempt OT	Measuring and Regulating Station Expenses	875	$ -	$ -	$ -	$ -	$ -	$ -
193	A_6010130-Labor Exempt NonProd	Measuring and Regulating Station Expenses	875	$ 1,668	$ 2,342	$ 2,098	$ 1,279	$ 1,742	$ 16,919
194	A_6010210-Labor NonExm ST	Measuring and Regulating Station Expenses	875	$ 35,524	$ 24,665	$ 31,635	$ 40,690	$ 43,174	$ 443,820
195	A_6010220-Labor NonExm OT	Measuring and Regulating Station Expenses	875	$ 8,648	$ 7,381	$ 7,493	$ 7,225	$ 9,604	$ 93,978
196	A_6010230-Labor NonExm NonProd	Measuring and Regulating Station Expenses	875	$ 7,763	$ 10,682	$ 9,873	$ 3,579	$ 5,162	$ 80,677
197	A_6010910-Labor OffCycle Bonus	Measuring and Regulating Station Expenses	875	$ -	$ -	$ 49	$ -	$ -	$ 107
198	A_6018999-Labor Exp Reclass	Measuring and Regulating Station Expenses	875	$ -	$ -	$ -	$ -	$ -	$ 878
199	A_6010000-1001/A6010000	Measuring and Regulating Station Expenses	875	$ 21	$ 134	$ 0	$ 95	$ 53	$ 610
200	A_6010010-1001/R6010000	Measuring and Regulating Station Expenses	875	$ -	$ 62	$ -	$ 0	$ -	$ 103
201	A_6010010-1001/R6010010	Measuring and Regulating Station Expenses	875	$ -	$ -	$ -	$ -	$ -	$ -
202	A_R601001-SLR Overtime	Measuring and Regulating Station Expenses	875	$ -	$ -	$ -	$ -	$ -	$ -
203	**Total Measuring and Regulating Station Expenses**	**Measuring and Regulating Station Expenses**	**875**	**$ 60,600**	**$ 49,169**	**$ 56,200**	**$ 58,868**	**$ 65,893**	**$ 716,666**
204	Meter and House Regulator Expenses								
205	A_6010110-Labor Exempt ST	Meter and House Regulator Expenses	878	$ 52,832	$ 39,840	$ 51,723	$ 51,719	$ 57,687	$ 618,939
206	A_6010120-Labor Exempt OT	Meter and House Regulator Expenses	878	$ -	$ -	$ -	$ -	$ -	$ -
207	A_6010130-Labor Exempt NonProd	Meter and House Regulator Expenses	878	$ 12,830	$ 24,579	$ 15,512	$ 6,731	$ 8,697	$ 139,015
208	A_6010210-Labor NonExm ST	Meter and House Regulator Expenses	878	$ 453,785	$ 385,914	$ 428,277	$ 447,240	$ 505,959	$ 5,178,755
209	A_6010220-Labor NonExm OT	Meter and House Regulator Expenses	878	$ 192,909	$ 187,879	$ 180,555	$ 135,738	$ 163,844	$ 1,732,410
210	A_6010230-Labor NonExm NonProd	Meter and House Regulator Expenses	878	$ 62,144	$ 171,494	$ 142,938	$ 38,390	$ 67,682	$ 1,009,636
211	A_6010910-Labor OffCycle Bonus	Meter and House Regulator Expenses	878	$ 2	$ -	$ 1,098	$ -	$ -	$ 2,379
212	A_6018999-Labor Exp Reclass	Meter and House Regulator Expenses	878	$ -	$ -	$ -	$ -	$ -	$ -
213	A_6010000-1001/A6010000	Meter and House Regulator Expenses	878	$ 120	$ 620	$ 9	$ (1,316)	$ 124	$ (4,907)

NMGC Exhibit ECB-5
Page 548 of 596

NEW MEXICO GAS COMPANY, INC.

Labor Workpaper
Base Period - 12 Months Ending March 31, 2023
Future Test Year - 12 Months Ending September 30, 2025

	A	B	C	Q	R	S	T	U	V
3	Description	Account Name	FERC Acct	Removal of Severance and Intercompany Labor	Base Period Annualization at 5.50%	Base Period Vacancy Normalization(1)	Adjusted Base Period Labor	Linkage 1 Ending 3/31/2024 at 1.75%	Linkage 2 Ending 9/30/2024 at 1.72%
4									
169	A_6018999-Labor Exp Reclass	Operation Supervision and Engineering	870		$ -	$ -	$ -	$ -	$ -
170	A_6010000-1001/A6010000	Operation Supervision and Engineering	870		$ 101	$ -	$ 1,943	$ 1,977	$ 2,011
171	A_6010000-1001/A6010010	Operation Supervision and Engineering	870		$ -	$ -	$ -	$ -	$ -
172	A_6010010-1001/R6010000	Operation Supervision and Engineering	870		$ 23	$ -	$ 434	$ 442	$ 449
173	A_6010010-1001/R6010010	Operation Supervision and Engineering	870		$ -	$ -	$ -	$ -	$ -
174	A_R601001-SLR Overtime	Operation Supervision and Engineering	870		$ -	$ -	$ -	$ -	$ -
175	**Total Operation Supervision and Engineering**	**Operation Supervision and Engineering**	**870**	**$ (5,000)**	**$ 191,830**	**$ 140,370**	**$ 3,820,940**	**$ 3,887,806**	**$ 3,954,672**
176	Mains and Services Expenses								
177	A_6010110-Labor Exempt ST	Mains and Services Expenses	874		$ 13,756	$ 19,992	$ 283,916	$ 288,885	$ 293,853
178	A_6010120-Labor Exempt OT	Mains and Services Expenses	874		$ -	$ -	$ -	$ -	$ -
179	A_6010130-Labor Exempt NonProd	Mains and Services Expenses	874		$ 3,326	$ -	$ 63,820	$ 64,937	$ 66,054
180	A_6010210-Labor NonExm ST	Mains and Services Expenses	874		$ 78,636	$ 114,289	$ 1,623,052	$ 1,651,455	$ 1,679,859
181	A_6010220-Labor NonExm OT	Mains and Services Expenses	874		$ 21,380	$ (83,457)	$ 326,747	$ 332,465	$ 338,183
182	A_6010230-Labor NonExm NonProd	Mains and Services Expenses	874		$ 14,793	$ -	$ 283,824	$ 288,791	$ 293,758
183	A_6010910-Labor OffCycle Bonus	Mains and Services Expenses	874		$ 27	$ -	$ 517	$ 526	$ 535
184	A_6018999-Labor Exp Reclass	Mains and Services Expenses	874		$ -	$ -	$ -	$ -	$ -
185	A_6010000-1001/A6010000	Mains and Services Expenses	874		$ 172	$ -	$ 3,293	$ 3,351	$ 3,408
186	A_6010010-1001/R6010000	Mains and Services Expenses	874		$ 25	$ -	$ 480	$ 489	$ 497
187	A_R6010010-1001/R6010010	Mains and Services Expenses	874		$ -	$ -	$ -	$ -	$ -
188	A_R601001-SLR Overtime	Mains and Services Expenses	874		$ -	$ -	$ -	$ -	$ -
189	Total Mains and Services Expenses	Mains and Services Expenses	874	$ -	$ 132,114	$ 50,824	$ 2,585,650	$ 2,630,899	$ 2,676,148
190	Measuring and Regulating Station Expenses								
191	A_6010110-Labor Exempt ST	Measuring and Regulating Station Expenses	875		$ 4,375	$ 6,359	$ 90,310	$ 91,890	$ 93,471
192	A_6010120-Labor Exempt OT	Measuring and Regulating Station Expenses	875		$ -	$ -	$ -	$ -	$ -
193	A_6010130-Labor Exempt NonProd	Measuring and Regulating Station Expenses	875		$ 930	$ -	$ 17,849	$ 18,161	$ 18,474
194	A_6010210-Labor NonExm ST	Measuring and Regulating Station Expenses	875		$ 24,404	$ 35,468	$ 503,691	$ 512,506	$ 521,321
195	A_6010220-Labor NonExm OT	Measuring and Regulating Station Expenses	875		$ 5,167	$ (20,171)	$ 78,974	$ 80,357	$ 81,739
196	A_6010230-Labor NonExm NonProd	Measuring and Regulating Station Expenses	875		$ 4,436	$ -	$ 85,113	$ 86,602	$ 88,092
197	A_6010910-Labor OffCycle Bonus	Measuring and Regulating Station Expenses	875		$ 6	$ -	$ 113	$ 115	$ 117
198	A_6018999-Labor Exp Reclass	Measuring and Regulating Station Expenses	875		$ 48	$ -	$ 926	$ 942	$ 958
199	A_6010000-1001/A6010000	Measuring and Regulating Station Expenses	875		$ 34	$ -	$ 643	$ 654	$ 666
200	A_6010010-1001/R6010000	Measuring and Regulating Station Expenses	875		$ 6	$ -	$ 109	$ 111	$ 112
201	A_6010010-1001/R6010010	Measuring and Regulating Station Expenses	875		$ -	$ -	$ -	$ -	$ -
202	A_R601001-SLR Overtime	Measuring and Regulating Station Expenses	875		$ -	$ -	$ -	$ -	$ -
203	**Total Measuring and Regulating Station Expenses**	**Measuring and Regulating Station Expenses**	**875**	**$ -**	**$ 39,406**	**$ 21,656**	**$ 777,728**	**$ 791,338**	**$ 804,948**
204	Meter and House Regulator Expenses								
205	A_6010110-Labor Exempt ST	Meter and House Regulator Expenses	878		$ 34,033	$ 49,463	$ 702,434	$ 714,727	$ 727,019
206	A_6010120-Labor Exempt OT	Meter and House Regulator Expenses	878		$ -	$ -	$ -	$ -	$ -
207	A_6010130-Labor Exempt NonProd	Meter and House Regulator Expenses	878		$ 7,644	$ -	$ 146,659	$ 149,225	$ 151,792
208	A_6010210-Labor NonExm ST	Meter and House Regulator Expenses	878		$ 284,757	$ 413,862	$ 5,877,374	$ 5,980,228	$ 6,083,082
209	A_6010220-Labor NonExm OT	Meter and House Regulator Expenses	878		$ 95,258	$ (371,843)	$ 1,455,825	$ 1,481,302	$ 1,506,779
210	A_6010230-Labor NonExm NonProd	Meter and House Regulator Expenses	878		$ 55,515	$ -	$ 1,065,152	$ 1,083,792	$ 1,102,432
211	A_6010910-Labor OffCycle Bonus	Meter and House Regulator Expenses	878		$ 131	$ -	$ 2,510	$ 2,554	$ 2,598
212	A_6018999-Labor Exp Reclass	Meter and House Regulator Expenses	878		$ -	$ -	$ -	$ -	$ -
213	A_6010000-1001/A6010000	Meter and House Regulator Expenses	878		$ (270)	$ -	$ (5,177)	$ (5,268)	$ (5,358)

NMGC Exhibit ECB-5
Page 549 of 596

NEW MEXICO GAS COMPANY, INC.

Labor Workpaper
Base Period - 12 Months Ending March 31, 2023
Future Test Year - 12 Months Ending September 30, 2025

	A	B	C	W	X	Y	Z	AA
3	Description	Account Name	FERC Acct	Test Year Adjustments	Future Test Year Ending 9/30/2025 at 11.23%		Adjusted Base and Test Periods Variance	Test Period to Adjusted Base Period Variance - %
4								
169	A_6018999-Labor Exp Reclass	Operation Supervision and Engineering	870		$ -		$ -	
170	A_6010000-1001/A6010000	Operation Supervision and Engineering	870		$ 2,237		$ 294	15%
171	A_6010000-1001/A6010010	Operation Supervision and Engineering	870		$ -		$ -	
172	A_6010010-1001/R6010000	Operation Supervision and Engineering	870		$ 500		$ 66	15%
173	A_6010010-1001/R6010010	Operation Supervision and Engineering	870		$ -		$ -	
174	A_R601001-SLR Overtime	Operation Supervision and Engineering	870		$ -		$ -	
175	**Total Operation Supervision and Engineering**	**Operation Supervision and Engineering**	**870**	**$ -**	**$ 4,398,649**		**$ 577,709**	**15%**
176	Mains and Services Expenses							
177	A_6010110-Labor Exempt ST	Mains and Services Expenses	874		$ 326,843		$ 42,927	15%
178	A_6010120-Labor Exempt OT	Mains and Services Expenses	874		$ -		$ -	
179	A_6010130-Labor Exempt NonProd	Mains and Services Expenses	874		$ 73,469		$ 9,649	15%
180	A_6010210-Labor NonExm ST	Mains and Services Expenses	874		$ 1,868,450		$ 245,398	15%
181	A_6010220-Labor NonExm OT	Mains and Services Expenses	874		$ 376,150		$ 49,403	15%
182	A_6010230-Labor NonExm NonProd	Mains and Services Expenses	874		$ 326,737		$ 42,913	15%
183	A_6010910-Labor OffCycle Bonus	Mains and Services Expenses	874		$ 595		$ 78	15%
184	A_6018999-Labor Exp Reclass	Mains and Services Expenses	874		$ -		$ -	
185	A_6010000-1001/A6010000	Mains and Services Expenses	874		$ 3,791		$ 498	15%
186	A_6010010-1001/R6010000	Mains and Services Expenses	874		$ 553		$ 73	15%
187	A_R6010010-1001/R6010010	Mains and Services Expenses	874		$ -		$ -	
188	A_R601001-SLR Overtime	Mains and Services Expenses	874		$ -		$ -	
189	Total Mains and Services Expenses	Mains and Services Expenses	874	$ -	$ 2,976,589		$ 390,939	15%
190	Measuring and Regulating Station Expenses							
191	A_6010110-Labor Exempt ST	Measuring and Regulating Station Expenses	875		$ 103,964		$ 13,654	15%
192	A_6010120-Labor Exempt OT	Measuring and Regulating Station Expenses	875		$ -		$ -	
193	A_6010130-Labor Exempt NonProd	Measuring and Regulating Station Expenses	875		$ 20,548		$ 2,699	15%
194	A_6010210-Labor NonExm ST	Measuring and Regulating Station Expenses	875		$ 579,847		$ 76,156	15%
195	A_6010220-Labor NonExm OT	Measuring and Regulating Station Expenses	875		$ 90,915		$ 11,941	15%
196	A_6010230-Labor NonExm NonProd	Measuring and Regulating Station Expenses	875		$ 97,981		$ 12,869	15%
197	A_6010910-Labor OffCycle Bonus	Measuring and Regulating Station Expenses	875		$ 130		$ 17	15%
198	A_6018999-Labor Exp Reclass	Measuring and Regulating Station Expenses	875		$ 1,066		$ 140	15%
199	A_6010000-1001/A6010000	Measuring and Regulating Station Expenses	875		$ 740		$ 97	15%
200	A_6010010-1001/R6010000	Measuring and Regulating Station Expenses	875		$ 125		$ 16	15%
201	A_6010010-1001/R6010010	Measuring and Regulating Station Expenses	875		$ -		$ -	
202	A_R601001-SLR Overtime	Measuring and Regulating Station Expenses	875		$ -		$ -	
203	**Total Measuring and Regulating Station Expenses**	**Measuring and Regulating Station Expenses**	**875**	**$ -**	**$ 895,317**		**$ 117,589**	**15%**
204	Meter and House Regulator Expenses							
205	A_6010110-Labor Exempt ST	Meter and House Regulator Expenses	878		$ 808,639		$ 106,205	15%
206	A_6010120-Labor Exempt OT	Meter and House Regulator Expenses	878		$ -		$ -	
207	A_6010130-Labor Exempt NonProd	Meter and House Regulator Expenses	878		$ 168,833		$ 22,174	15%
208	A_6010210-Labor NonExm ST	Meter and House Regulator Expenses	878		$ 6,766,007		$ 888,633	15%
209	A_6010220-Labor NonExm OT	Meter and House Regulator Expenses	878		$ 1,675,939		$ 220,114	15%
210	A_6010230-Labor NonExm NonProd	Meter and House Regulator Expenses	878		$ 1,226,198		$ 161,046	15%
211	A_6010910-Labor OffCycle Bonus	Meter and House Regulator Expenses	878		$ 2,890		$ 380	15%
212	A_6018999-Labor Exp Reclass	Meter and House Regulator Expenses	878		$ -		$ -	
213	A_6010000-1001/A6010000	Meter and House Regulator Expenses	878		$ (5,960)		$ (783)	15%

NMGC Exhibit ECB-5
Page 550 of 596

NEW MEXICO GAS COMPANY, INC.

Labor Workpaper
Base Period - 12 Months Ending March 31, 2023
Future Test Year - 12 Months Ending September 30, 2025

	A	B	C	D	E	F	G	H	I	J
3	Description	Account Name	FERC Acct	4/30/2022	5/31/2022	6/30/2022	7/31/2022	8/31/2022	9/30/2022	10/31/2022
4										
214	A_6010010-1001/R6010000	Meter and House Regulator Expenses	878	$ 789	$ -	$ -	$ 160	$ 69	$ 2	$ 65
215	A_R6010010-1001/R6010010	Meter and House Regulator Expenses	878	$ -	$ -	$ -	$ -	$ -	$ -	$ -
216	A_R601001-SLR Overtime	Meter and House Regulator Expenses	878	$ -	$ -	$ -	$ -	$ -	$ -	$ -
217	**Total Meter and House Regulator Expenses**	**Meter and House Regulator Expenses**	**878**	**$ 693,921**	**$ 665,704**	**$ 646,001**	**$ 646,365**	**$ 694,772**	**$ 725,858**	**$ 717,139**
218	Customer Installations Expenses									
219	A_6010110-Labor Exempt ST	Customer Installations Expenses	879	$ 2,520	$ 3,730	$ 2,428	$ 2,649	$ 2,964	$ 3,254	$ 2,927
220	A_6010130-Labor Exempt NonProd	Customer Installations Expenses	879	$ 707	$ (96)	$ 406	$ 717	$ 172	$ 278	$ (41)
221	A_6010210-Labor NonExm ST	Customer Installations Expenses	879	$ 11,642	$ 16,560	$ 10,597	$ 12,672	$ 13,073	$ 12,724	$ 11,482
222	A_6010220-Labor NonExm OT	Customer Installations Expenses	879	$ 2,174	$ 2,160	$ 1,591	$ 3,194	$ 2,974	$ 2,606	$ 2,377
223	A_6010230-Labor NonExm NonProd	Customer Installations Expenses	879	$ 3,285	$ 198	$ 2,459	$ 2,760	$ 1,445	$ 3,272	$ 1,507
224	A_6010910-Labor OffCycle Bonus	Customer Installations Expenses	879	$ 5	$ -	$ -	$ 5	$ -	$ -	$ 8
225	A_6010000-1001/A6010000	Customer Installations Expenses	879	$ 0	$ 0	$ -	$ 103	$ 0	$ -	$ -
226	A_6010010-1001/R6010000	Customer Installations Expenses	879	$ -	$ -	$ -	$ 13	$ -	$ -	$ -
227	A_R6010010-1001/R6010010	Customer Installations Expenses	879	$ -	$ -	$ -	$ -	$ -	$ -	$ -
228	A_R601001-SLR Overtime	Customer Installations Expenses	879	$ -	$ -	$ -	$ -	$ -	$ -	$ -
229	**Total Customer Installations Expenses**	**Customer Installations Expenses**	**879**	**$ 20,332**	**$ 22,551**	**$ 17,481**	**$ 22,114**	**$ 20,628**	**$ 22,134**	**$ 18,260**
230	Other Expenses									
231	A_6010110-Labor Exempt ST	Other Expenses	880	$ 94,026	$ 134,613	$ 117,190	$ 122,196	$ 124,156	$ 124,183	$ 132,392
232	A_6010120-Labor Exempt OT	Other Expenses	880	$ -	$ -	$ -	$ -	$ -	$ -	$ -
233	A_6010130-Labor Exempt NonProd	Other Expenses	880	$ 11,698	$ 5,526	$ 33,063	$ 17,888	$ 25,792	$ 16,676	$ 18,199
234	A_6010210-Labor NonExm ST	Other Expenses	880	$ 57,071	$ 58,496	$ 54,849	$ 61,753	$ 79,542	$ 51,237	$ 67,424
235	A_6010220-Labor NonExm OT	Other Expenses	880	$ 12,940	$ 13,248	$ 14,477	$ 16,205	$ 20,051	$ 13,132	$ 21,176
236	A_6010230-Labor NonExm NonProd	Other Expenses	880	$ 12,164	$ 6,232	$ 11,217	$ 13,153	$ 10,857	$ 14,561	$ 7,706
237	A_6010910-Labor OffCycle Bonus	Other Expenses	880	$ 20	$ -	$ -	$ 14	$ -	$ -	$ 22
238	A_6018999-Labor Exp Reclass	Other Expenses	880	$ -	$ -	$ -	$ -	$ -	$ -	$ -
239	A_6010000-1001/A6010000	Other Expenses	880	$ (1,466)	$ 1	$ 96	$ 0	$ 0	$ 913	$ 780
240	A_6010010-1001/R6010000	Other Expenses	880	$ 2	$ -	$ -	$ -	$ 32	$ -	$ 26
241	A_R6010010-1001/R6010010	Other Expenses	880	$ -	$ -	$ -	$ -	$ -	$ -	$ -
242	A_R601001-SLR Overtime	Other Expenses	880	$ -	$ -	$ -	$ -	$ -	$ -	$ -
243	**Total Other Expenses**	**Other Expenses**	**880**	**$ 186,455**	**$ 218,116**	**$ 230,892**	**$ 231,211**	**$ 260,430**	**$ 220,701**	**$ 247,726**
244	**Total Distribution Operation Expenses**			**$ 1,429,945**	**$ 1,494,412**	**$ 1,488,124**	**$ 1,450,104**	**$ 1,557,514**	**$ 1,496,383**	**$ 1,497,037**
245										

NMGC Exhibit ECB-5
Page 551 of 596

Sponsored by NMGC Witness Erik C. Buchanan

WP 5 OM 630 Schedule H-4 Labor

NEW MEXICO GAS COMPANY, INC.

Labor Workpaper
Base Period - 12 Months Ending March 31, 2023
Future Test Year - 12 Months Ending September 30, 2025

	A	B	C	K	L	M	N	O	P
3	Description	Account Name	FERC Acct	11/30/2022	12/31/2022	1/31/2023	2/28/2023	3/31/2023	Total Company Unadjusted Base Period
4									
214	A_6010010-1001/R6010000	Meter and House Regulator Expenses	878	$ -	$ 221	$ -	$ 104	$ 65	$ 1,475
215	A_R6010010-1001/R6010010	Meter and House Regulator Expenses	878	$ -	$ -	$ -	$ -	$ -	$ -
216	A_R601001-SLR Overtime	Meter and House Regulator Expenses	878	$ -	$ -	$ -	$ -	$ -	$ -
217	**Total Meter and House Regulator Expenses**	**Meter and House Regulator Expenses**	**878**	**$ 774,623**	**$ 810,547**	**$ 820,112**	**$ 678,605**	**$ 804,057**	**$ 8,677,702**
218	Customer Installations Expenses								
219	A_6010110-Labor Exempt ST	Customer Installations Expenses	879	$ 4,389	$ 1,640	$ 1,831	$ 2,375	$ 2,608	$ 33,316
220	A_6010130-Labor Exempt NonProd	Customer Installations Expenses	879	$ (72)	$ 1,138	$ 667	$ 33	$ 195	$ 4,105
221	A_6010210-Labor NonExm ST	Customer Installations Expenses	879	$ 15,581	$ 13,836	$ 12,493	$ 14,537	$ 15,933	$ 161,128
222	A_6010220-Labor NonExm OT	Customer Installations Expenses	879	$ 3,921	$ 4,388	$ 3,030	$ 790	$ 3,219	$ 32,424
223	A_6010230-Labor NonExm NonProd	Customer Installations Expenses	879	$ 4,160	$ 5,967	$ 4,397	$ 1,804	$ 3,432	$ 34,685
224	A_6010910-Labor OffCycle Bonus	Customer Installations Expenses	879	$ -	$ -	$ 7	$ -	$ -	$ 25
225	A_6010000-1001/A6010000	Customer Installations Expenses	879	$ 0	$ -	$ -	$ -	$ -	$ 103
226	A_6010010-1001/R6010000	Customer Installations Expenses	879	$ -	$ -	$ -	$ -	$ -	$ 13
227	A_R6010010-1001/R6010010	Customer Installations Expenses	879	$ -	$ -	$ -	$ -	$ -	$ -
228	A_R601001-SLR Overtime	Customer Installations Expenses	879	$ -	$ -	$ -	$ -	$ -	$ -
229	**Total Customer Installations Expenses**	**Customer Installations Expenses**	**879**	**$ 27,979**	**$ 26,968**	**$ 22,425**	**$ 19,538**	**$ 25,388**	**$ 265,799**
230	Other Expenses								
231	A_6010110-Labor Exempt ST	Other Expenses	880	$ 131,041	$ 80,890	$ 104,105	$ 114,848	$ 128,292	$ 1,407,930
232	A_6010120-Labor Exempt OT	Other Expenses	880	$ -	$ -	$ -	$ -	$ -	$ -
233	A_6010130-Labor Exempt NonProd	Other Expenses	880	$ 18,065	$ 52,678	$ 38,005	$ 14,939	$ 24,166	$ 276,694
234	A_6010210-Labor NonExm ST	Other Expenses	880	$ 59,958	$ 39,313	$ 42,429	$ 56,737	$ 64,395	$ 693,204
235	A_6010220-Labor NonExm OT	Other Expenses	880	$ 16,444	$ 11,698	$ 11,055	$ 14,438	$ 13,721	$ 178,585
236	A_6010230-Labor NonExm NonProd	Other Expenses	880	$ 12,848	$ 18,201	$ 14,740	$ 4,544	$ 10,011	$ 136,235
237	A_6010910-Labor OffCycle Bonus	Other Expenses	880	$ -	$ -	$ 2,120	$ -	$ -	$ 2,177
238	A_6018999-Labor Exp Reclass	Other Expenses	880	$ -	$ -	$ -	$ -	$ -	$ -
239	A_6010000-1001/A6010000	Other Expenses	880	$ 59	$ 84	$ 6	$ 534	$ (11,754)	$ (10,747)
240	A_6010010-1001/R6010000	Other Expenses	880	$ -	$ 1	$ -	$ 3	$ -	$ 65
241	A_R6010010-1001/R6010010	Other Expenses	880	$ -	$ -	$ -	$ -	$ -	$ -
242	A_R601001-SLR Overtime	Other Expenses	880	$ -	$ -	$ -	$ -	$ -	$ -
243	**Total Other Expenses**	**Other Expenses**	**880**	**$ 238,415**	**$ 202,865**	**$ 212,460**	**$ 206,043**	**$ 228,831**	**$ 2,684,144**
244	**Total Distribution Operation Expenses**			**$ 1,592,272**	**$ 1,555,939**	**$ 1,607,838**	**$ 1,414,007**	**$ 1,657,186**	**$ 18,240,761**
245									

NMGC Exhibit ECB-5
Page 552 of 596

Sponsored by NMGC Witness Erik C. Buchanan

WP 5 OM 630 Schedule H-4 Labor

NEW MEXICO GAS COMPANY, INC.

Labor Workpaper
Base Period - 12 Months Ending March 31, 2023
Future Test Year - 12 Months Ending September 30, 2025

	A	B	C	Q	R	S	T	U	V
3	Description	Account Name	FERC Acct	Removal of Severance and Intercompany Labor	Base Period Annualization at 5.50%	Base Period Vacancy Normalization(1)	Adjusted Base Period Labor	Linkage 1 Ending 3/31/2024 at 1.75%	Linkage 2 Ending 9/30/2024 at 1.72%
4									
214	A_6010010-1001/R6010000	Meter and House Regulator Expenses	878		$ 81	$ -	$ 1,556	$ 1,583	$ 1,610
215	A_R6010010-1001/R6010010	Meter and House Regulator Expenses	878		$ -	$ -	$ -	$ -	$ -
216	A_R601001-SLR Overtime	Meter and House Regulator Expenses	878		$ -	$ -	$ -	$ -	$ -
217	**Total Meter and House Regulator Expenses**	**Meter and House Regulator Expenses**	**878**	**$ -**	**$ 477,149**	**$ 91,482**	**$ 9,246,332**	**$ 9,408,143**	**$ 9,569,954**
218	Customer Installations Expenses								
219	A_6010110-Labor Exempt ST	Customer Installations Expenses	879		$ 1,832	$ 2,662	$ 37,810	$ 38,472	$ 39,133
220	A_6010130-Labor Exempt NonProd	Customer Installations Expenses	879		$ 226	$ -	$ 4,330	$ 4,406	$ 4,482
221	A_6010210-Labor NonExm ST	Customer Installations Expenses	879		$ 8,860	$ 12,877	$ 182,865	$ 186,065	$ 189,265
222	A_6010220-Labor NonExm OT	Customer Installations Expenses	879		$ 1,783	$ (6,960)	$ 27,248	$ 27,725	$ 28,201
223	A_6010230-Labor NonExm NonProd	Customer Installations Expenses	879		$ 1,907	$ -	$ 36,592	$ 37,233	$ 37,873
224	A_6010910-Labor OffCycle Bonus	Customer Installations Expenses	879		$ 1	$ -	$ 26	$ 27	$ 27
225	A_6010000-1001/A6010000	Customer Installations Expenses	879		$ 6	$ -	$ 109	$ 111	$ 113
226	A_6010010-1001/R6010000	Customer Installations Expenses	879		$ 1	$ -	$ 14	$ 14	$ 15
227	A_R6010010-1001/R6010010	Customer Installations Expenses	879		$ -	$ -	$ -	$ -	$ -
228	A_R601001-SLR Overtime	Customer Installations Expenses	879		$ -	$ -	$ -	$ -	$ -
229	**Total Customer Installations Expenses**	**Customer Installations Expenses**	**879**	**$ -**	**$ 14,615**	**$ 8,580**	**$ 288,994**	**$ 294,051**	**$ 299,109**
230	Other Expenses								
231	A_6010110-Labor Exempt ST	Other Expenses	880		$ 77,416	$ 112,515	$ 1,597,861	$ 1,625,824	$ 1,653,787
232	A_6010120-Labor Exempt OT	Other Expenses	880		$ -	$ -	$ -	$ -	$ -
233	A_6010130-Labor Exempt NonProd	Other Expenses	880		$ 15,214	$ -	$ 291,908	$ 297,016	$ 302,124
234	A_6010210-Labor NonExm ST	Other Expenses	880		$ 38,116	$ 55,398	$ 786,718	$ 800,486	$ 814,253
235	A_6010220-Labor NonExm OT	Other Expenses	880		$ 9,820	$ (38,331)	$ 150,074	$ 152,700	$ 155,326
236	A_6010230-Labor NonExm NonProd	Other Expenses	880		$ 7,491	$ -	$ 143,726	$ 146,242	$ 148,757
237	A_6010910-Labor OffCycle Bonus	Other Expenses	880		$ 120	$ -	$ 2,297	$ 2,337	$ 2,377
238	A_6018999-Labor Exp Reclass	Other Expenses	880		$ -	$ -	$ -	$ -	$ -
239	A_6010000-1001/A6010000	Other Expenses	880		$ (591)	$ -	$ (11,338)	$ (11,536)	$ (11,735)
240	A_6010010-1001/R6010000	Other Expenses	880		$ 4	$ -	$ 68	$ 69	$ 71
241	A_R6010010-1001/R6010010	Other Expenses	880		$ -	$ -	$ -	$ -	$ -
242	A_R601001-SLR Overtime	Other Expenses	880		$ -	$ -	$ -	$ -	$ -
243	**Total Other Expenses**	**Other Expenses**	**880**	**$ -**	**$ 147,589**	**$ 129,581**	**$ 2,961,314**	**$ 3,013,137**	**$ 3,064,960**
244	**Total Distribution Operation Expenses**			**$ (5,000)**	**$ 1,002,704**	**$ 442,492**	**$ 19,680,958**	**$ 20,025,374**	**$ 20,369,791**
245									

NMGC Exhibit ECB-5
Page 553 of 596

NEW MEXICO GAS COMPANY, INC.

Labor Workpaper
Base Period - 12 Months Ending March 31, 2023
Future Test Year - 12 Months Ending September 30, 2025

	A	B	C	W	X	Y	Z	AA
3	Description	Account Name	FERC Acct	Test Year Adjustments	Future Test Year Ending 9/30/2025 at 11.23%		Adjusted Base and Test Periods Variance	Test Period to Adjusted Base Period Variance - %
4								
214	A_6010010-1001/R6010000	Meter and House Regulator Expenses	878		$ 1,791		$ 235	15%
215	A_R6010010-1001/R6010010	Meter and House Regulator Expenses	878		$ -		$ -	
216	A_R601001-SLR Overtime	Meter and House Regulator Expenses	878		$ -		$ -	
217	**Total Meter and House Regulator Expenses**	**Meter and House Regulator Expenses**	**878**	**$ -**	**$ 10,644,337**		**$ 1,398,005**	**15%**
218	Customer Installations Expenses							
219	A_6010110-Labor Exempt ST	Customer Installations Expenses	879		$ 43,527		$ 5,717	15%
220	A_6010130-Labor Exempt NonProd	Customer Installations Expenses	879		$ 4,985		$ 655	15%
221	A_6010210-Labor NonExm ST	Customer Installations Expenses	879		$ 210,513		$ 27,648	15%
222	A_6010220-Labor NonExm OT	Customer Installations Expenses	879		$ 31,367		$ 4,120	15%
223	A_6010230-Labor NonExm NonProd	Customer Installations Expenses	879		$ 42,125		$ 5,533	15%
224	A_6010910-Labor OffCycle Bonus	Customer Installations Expenses	879		$ 30		$ 4	15%
225	A_6010000-1001/A6010000	Customer Installations Expenses	879		$ 125		$ 16	15%
226	A_6010010-1001/R6010000	Customer Installations Expenses	879		$ 16		$ 2	15%
227	A_R6010010-1001/R6010010	Customer Installations Expenses	879		$ -		$ -	
228	A_R601001-SLR Overtime	Customer Installations Expenses	879		$ -		$ -	
229	**Total Customer Installations Expenses**	**Customer Installations Expenses**	**879**	**$ -**	**$ 332,689**		**$ 43,695**	**15%**
230	Other Expenses							
231	A_6010110-Labor Exempt ST	Other Expenses	880		$ 1,839,451		$ 241,590	15%
232	A_6010120-Labor Exempt OT	Other Expenses	880		$ -		$ -	
233	A_6010130-Labor Exempt NonProd	Other Expenses	880		$ 336,043		$ 44,135	15%
234	A_6010210-Labor NonExm ST	Other Expenses	880		$ 905,666		$ 118,948	15%
235	A_6010220-Labor NonExm OT	Other Expenses	880		$ 172,764		$ 22,690	15%
236	A_6010230-Labor NonExm NonProd	Other Expenses	880		$ 165,457		$ 21,731	15%
237	A_6010910-Labor OffCycle Bonus	Other Expenses	880		$ 2,644		$ 347	15%
238	A_6018999-Labor Exp Reclass	Other Expenses	880		$ -		$ -	
239	A_6010000-1001/A6010000	Other Expenses	880		$ (13,052)		$ (1,714)	15%
240	A_6010010-1001/R6010000	Other Expenses	880		$ 78		$ 10	15%
241	A_R6010010-1001/R6010010	Other Expenses	880		$ -		$ -	
242	A_R601001-SLR Overtime	Other Expenses	880		$ -		$ -	
243	**Total Other Expenses**	**Other Expenses**	**880**	**$ -**	**$ 3,409,052**		**$ 447,738**	**15%**
244	**Total Distribution Operation Expenses**			**$ -**	**$ 22,656,632**		**$ 2,975,674**	**15%**
245								

NMGC Exhibit ECB-5
Page 554 of 596

NEW MEXICO GAS COMPANY, INC.

Labor Workpaper
Base Period - 12 Months Ending March 31, 2023
Future Test Year - 12 Months Ending September 30, 2025

	A	B	C	D	E	F	G	H	I	J
3	Description	Account Name	FERC Acct	4/30/2022	5/31/2022	6/30/2022	7/31/2022	8/31/2022	9/30/2022	10/31/2022
4										
246	**Distribution Expenses - Maintenance:**									
247	Maintenance of Mains									
248	A_6010110-Labor Exempt ST	Maintenance of Mains	887	$ 15,579	$ 17,418	$ 14,837	$ 14,177	$ 13,995	$ 11,214	$ 13,695
249	A_6010120-Labor Exempt OT	Maintenance of Mains	887	$ -	$ -	$ -	$ -	$ -	$ -	$ -
250	A_6010130-Labor Exempt NonProd	Maintenance of Mains	887	$ 3,921	$ 2,055	$ 3,666	$ 2,957	$ 1,894	$ 3,474	$ 2,305
251	A_6010210-Labor NonExm ST	Maintenance of Mains	887	$ 92,936	$ 94,789	$ 75,933	$ 75,994	$ 78,491	$ 67,156	$ 85,973
252	A_6010220-Labor NonExm OT	Maintenance of Mains	887	$ 19,049	$ 19,285	$ 17,538	$ 20,144	$ 18,709	$ 16,248	$ 27,728
253	A_6010230-Labor NonExm NonProd	Maintenance of Mains	887	$ 19,169	$ 7,817	$ 17,413	$ 15,707	$ 10,246	$ 16,163	$ 7,927
254	A_6010910-Labor OffCycle Bonus	Maintenance of Mains	887	$ 32	$ -	$ -	$ 41	$ -	$ -	$ 26
255	A_6018999-Labor Exp Reclass	Maintenance of Mains	887	$ -	$ -	$ -	$ -	$ -	$ -	$ -
256	A_6010000-1001/A6010000	Maintenance of Mains	887	$ 143	$ 5	$ 141	$ 63	$ 0	$ 13	$ 107
257	A_6010010-1001/R6010000	Maintenance of Mains	887	$ 20	$ -	$ -	$ 64	$ 22	$ 1	$ 16
258	A_R6010010-1001/R6010010	Maintenance of Mains	887	$ -	$ -	$ -	$ -	$ -	$ -	$ -
259	A_R601001-SLR Overtime	Maintenance of Mains	887	$ -	$ -	$ -	$ -	$ -	$ -	$ -
260	**Total Maintenance of Mains**	**Maintenance of Mains**	**887**	**$ 150,848**	**$ 141,369**	**$ 129,527**	**$ 129,149**	**$ 123,358**	**$ 114,270**	**$ 137,778**
261	Maintenance of Measuring and Regulating Station Equipment									
262	A_6010110-Labor Exempt ST	Maintenance of Measuring and Regulating Station Equipment	889	$ 17,762	$ 19,034	$ 13,958	$ 20,115	$ 19,105	$ 18,242	$ 19,132
263	A_6010130-Labor Exempt NonProd	Maintenance of Measuring and Regulating Station Equipment	889	$ 4,465	$ 523	$ 4,231	$ 3,590	$ 3,366	$ 3,697	$ 2,884
264	A_6010210-Labor NonExm ST	Maintenance of Measuring and Regulating Station Equipment	889	$ 48,199	$ 51,630	$ 42,136	$ 55,038	$ 65,670	$ 52,032	$ 68,272
265	A_6010220-Labor NonExm OT	Maintenance of Measuring and Regulating Station Equipment	889	$ 20,519	$ 20,566	$ 14,906	$ 16,075	$ 22,580	$ 19,864	$ 27,786
266	A_6010230-Labor NonExm NonProd	Maintenance of Measuring and Regulating Station Equipment	889	$ 14,806	$ 5,572	$ 10,257	$ 11,825	$ 4,275	$ 20,448	$ 6,021
267	A_6010910-Labor OffCycle Bonus	Maintenance of Measuring and Regulating Station Equipment	889	$ 57	$ -	$ -	$ 4	$ -	$ -	$ 239
268	A_6018999-Labor Exp Reclass	Maintenance of Measuring and Regulating Station Equipment	889	$ -	$ -	$ -	$ -	$ -	$ 1,013	$ -
269	A_6010000-1001/A6010000	Maintenance of Measuring and Regulating Station Equipment	889	$ 498	$ 0	$ 0	$ 0	$ 0	$ 1,033	$ -
270	A_6010010-1001/R6010000	Maintenance of Measuring and Regulating Station Equipment	889	$ -	$ -	$ -	$ 55	$ -	$ 148	$ -
271	A_R6010010-1001/R6010010	Maintenance of Measuring and Regulating Station Equipment	889	$ -	$ -	$ -	$ -	$ -	$ -	$ -
272	A_R601001-SLR Overtime	Maintenance of Measuring and Regulating Station Equipment	889	$ -	$ -	$ -	$ -	$ -	$ -	$ -
273	**Total Maintenance of Measuring and Regulating Station Equ**	**Maintenance of Measuring and Regulating Station Equipment**	**889**	**$ 106,306**	**$ 97,325**	**$ 85,489**	**$ 106,701**	**$ 114,996**	**$ 116,478**	**$ 124,334**
274	Maintenance of Services									
275	A_6010110-Labor Exempt ST	Maintenance of Services	892	$ 10,540	$ 14,759	$ 13,581	$ 14,331	$ 16,658	$ 17,529	$ 15,694
276	A_6010120-Labor Exempt OT	Maintenance of Services	892	$ -	$ -	$ -	$ -	$ -	$ -	$ -
277	A_6010130-Labor Exempt NonProd	Maintenance of Services	892	$ 2,587	$ 447	$ 4,507	$ 2,491	$ 2,784	$ 4,277	$ 3,441
278	A_6010210-Labor NonExm ST	Maintenance of Services	892	$ 53,468	$ 64,660	$ 61,922	$ 67,448	$ 83,893	$ 87,330	$ 78,064
279	A_6010220-Labor NonExm OT	Maintenance of Services	892	$ 12,276	$ 13,339	$ 17,839	$ 23,668	$ 21,386	$ 23,487	$ 22,274
280	A_6010230-Labor NonExm NonProd	Maintenance of Services	892	$ 17,115	$ 3,459	$ 18,576	$ 11,697	$ 10,895	$ 18,043	$ 7,714
281	A_6010910-Labor OffCycle Bonus	Maintenance of Services	892	$ 8	$ -	$ -	$ 96	$ -	$ -	$ 16
282	A_6018999-Labor Exp Reclass	Maintenance of Services	892	$ -	$ -	$ -	$ -	$ (45)	$ -	$ -
283	A_6010000-1001/A6010000	Maintenance of Services	892	$ 651	$ 28	$ 148	$ 22	$ (1,795)	$ 20	$ 79
284	A_6010010-1001/R6010000	Maintenance of Services	892	$ 120	$ -	$ -	$ (753)	$ 23	$ 3	$ 12
285	A_R6010010-1001/R6010010	Maintenance of Services	892	$ -	$ -	$ -	$ -	$ -	$ -	$ -
286	A_R601001-SLR Overtime	Maintenance of Services	892	$ -	$ -	$ -	$ -	$ -	$ -	$ -
287	**Total Maintenance of Services**	**Maintenance of Services**	**892**	**$ 96,766**	**$ 96,692**	**$ 116,572**	**$ 119,000**	**$ 133,799**	**$ 150,689**	**$ 127,292**

NMGC Exhibit ECB-5
Page 555 of 596

NEW MEXICO GAS COMPANY, INC.

Labor Workpaper
Base Period - 12 Months Ending March 31, 2023
Future Test Year - 12 Months Ending September 30, 2025

	A	B	C	K	L	M	N	O	P
3	**Description**	**Account Name**	**FERC Acct**	**11/30/2022**	**12/31/2022**	**1/31/2023**	**2/28/2023**	**3/31/2023**	**Total Company Unadjusted Base Period**
4									
246	**Distribution Expenses - Maintenance:**								
247	Maintenance of Mains								
248	A_6010110-Labor Exempt ST	Maintenance of Mains	887	$ 12,648	$ 10,220	$ 19,776	$ 15,106	$ 22,200	$ 180,864
249	A_6010120-Labor Exempt OT	Maintenance of Mains	887	$ -	$ -	$ -	$ -	$ -	$ -
250	A_6010130-Labor Exempt NonProd	Maintenance of Mains	887	$ 3,088	$ 6,194	$ 6,308	$ 2,735	$ 4,020	$ 42,616
251	A_6010210-Labor NonExm ST	Maintenance of Mains	887	$ 72,679	$ 59,906	$ 108,193	$ 93,036	$ 124,947	$ 1,030,033
252	A_6010220-Labor NonExm OT	Maintenance of Mains	887	$ 25,677	$ 20,440	$ 34,802	$ 24,957	$ 28,571	$ 273,148
253	A_6010230-Labor NonExm NonProd	Maintenance of Mains	887	$ 10,832	$ 30,953	$ 34,584	$ 7,997	$ 15,828	$ 194,635
254	A_6010910-Labor OffCycle Bonus	Maintenance of Mains	887	$ -	$ -	$ 290	$ -	$ -	$ 390
255	A_6018999-Labor Exp Reclass	Maintenance of Mains	887	$ -	$ -	$ -	$ -	$ -	$ -
256	A_6010000-1001/A6010000	Maintenance of Mains	887	$ 38	$ 216	$ 7	$ 653	$ 418	$ 1,805
257	A_6010010-1001/R6010000	Maintenance of Mains	887	$ -	$ 72	$ -	$ 59	$ 25	$ 279
258	A_R6010010-1001/R6010010	Maintenance of Mains	887	$ -	$ -	$ -	$ -	$ -	$ -
259	A_R601001-SLR Overtime	Maintenance of Mains	887	$ -	$ -	$ -	$ -	$ -	$ -
260	**Total Maintenance of Mains**	**Maintenance of Mains**	**887**	**$ 124,962**	**$ 128,000**	**$ 203,960**	**$ 144,542**	**$ 196,008**	**$ 1,723,770**
261	Maintenance of Measuring and Regulating Station Equipment								
262	A_6010110-Labor Exempt ST	Maintenance of Measuring and Regulating Station Equipment	889	$ 14,289	$ 12,992	$ 16,242	$ 16,935	$ 16,980	$ 204,788
263	A_6010130-Labor Exempt NonProd	Maintenance of Measuring and Regulating Station Equipment	889	$ 5,073	$ 5,497	$ 4,301	$ 1,111	$ 1,896	$ 40,635
264	A_6010210-Labor NonExm ST	Maintenance of Measuring and Regulating Station Equipment	889	$ 58,449	$ 37,802	$ 49,830	$ 55,584	$ 58,004	$ 642,647
265	A_6010220-Labor NonExm OT	Maintenance of Measuring and Regulating Station Equipment	889	$ 28,522	$ 20,006	$ 25,675	$ 23,853	$ 22,130	$ 262,481
266	A_6010230-Labor NonExm NonProd	Maintenance of Measuring and Regulating Station Equipment	889	$ 3,981	$ 24,226	$ 16,151	$ 4,817	$ 5,148	$ 127,525
267	A_6010910-Labor OffCycle Bonus	Maintenance of Measuring and Regulating Station Equipment	889	$ -	$ -	$ 121	$ -	$ -	$ 422
268	A_6018999-Labor Exp Reclass	Maintenance of Measuring and Regulating Station Equipment	889	$ -	$ -	$ (544)	$ -	$ -	$ 469
269	A_6010000-1001/A6010000	Maintenance of Measuring and Regulating Station Equipment	889	$ 538	$ 5	$ -	$ 92	$ 9	$ 2,176
270	A_6010010-1001/R6010000	Maintenance of Measuring and Regulating Station Equipment	889	$ 162	$ 3	$ -	$ 42	$ 19	$ 429
271	A_R6010010-1001/R6010010	Maintenance of Measuring and Regulating Station Equipment	889	$ -	$ -	$ -	$ -	$ -	$ -
272	A_R601001-SLR Overtime	Maintenance of Measuring and Regulating Station Equipment	889	$ -	$ -	$ -	$ -	$ -	$ -
273	**Total Maintenance of Measuring and Regulating Station Equ**	**Maintenance of Measuring and Regulating Station Equipment**	**889**	**$ 111,014**	**$ 100,532**	**$ 111,776**	**$ 102,434**	**$ 104,187**	**$ 1,281,573**
274	Maintenance of Services								
275	A_6010110-Labor Exempt ST	Maintenance of Services	892	$ 13,561	$ 13,552	$ 16,119	$ 17,359	$ 17,794	$ 181,476
276	A_6010120-Labor Exempt OT	Maintenance of Services	892	$ -	$ -	$ -	$ -	$ -	$ -
277	A_6010130-Labor Exempt NonProd	Maintenance of Services	892	$ 8,493	$ 10,950	$ 5,429	$ 3,356	$ 237	$ 49,000
278	A_6010210-Labor NonExm ST	Maintenance of Services	892	$ 89,914	$ 71,649	$ 66,817	$ 89,505	$ 76,242	$ 890,911
279	A_6010220-Labor NonExm OT	Maintenance of Services	892	$ 47,451	$ 36,285	$ 34,411	$ 35,160	$ 14,524	$ 302,099
280	A_6010230-Labor NonExm NonProd	Maintenance of Services	892	$ 9,524	$ 38,302	$ 28,093	$ 3,147	$ 10,157	$ 176,722
281	A_6010910-Labor OffCycle Bonus	Maintenance of Services	892	$ -	$ -	$ 35	$ -	$ -	$ 155
282	A_6018999-Labor Exp Reclass	Maintenance of Services	892	$ -	$ -	$ -	$ -	$ -	$ (45)
283	A_6010000-1001/A6010000	Maintenance of Services	892	$ 98	$ 169	$ 1	$ (578)	$ 2,023	$ 865
284	A_6010010-1001/R6010000	Maintenance of Services	892	$ -	$ 58	$ -	$ 0	$ -	$ (536)
285	A_R6010010-1001/R6010010	Maintenance of Services	892	$ -	$ -	$ -	$ -	$ -	$ -
286	A_R601001-SLR Overtime	Maintenance of Services	892	$ -	$ -	$ -	$ -	$ -	$ -
287	**Total Maintenance of Services**	**Maintenance of Services**	**892**	**$ 169,041**	**$ 170,965**	**$ 150,905**	**$ 147,949**	**$ 120,978**	**$ 1,600,647**

NMGC Exhibit ECB-5
Page 556 of 596

Sponsored by NMGC Witness Erik C. Buchanan

WP 5 OM 630 Schedule H-4 Labor

NEW MEXICO GAS COMPANY, INC.

Labor Workpaper
Base Period - 12 Months Ending March 31, 2023
Future Test Year - 12 Months Ending September 30, 2025

	A	B	C	Q	R	S	T	U	V
3	Description	Account Name	FERC Acct	Removal of Severance and Intercompany Labor	Base Period Annualization at 5.50%	Base Period Vacancy Normalization(1)	Adjusted Base Period Labor	Linkage 1 Ending 3/31/2024 at 1.75%	Linkage 2 Ending 9/30/2024 at 1.72%
4									
246	**Distribution Expenses - Maintenance:**								
247	Maintenance of Mains								
248	A_6010110-Labor Exempt ST	Maintenance of Mains	887		$ 9,945	$ 14,454	$ 205,263	$ 208,855	$ 212,447
249	A_6010120-Labor Exempt OT	Maintenance of Mains	887		$ -	$ -	$ -	$ -	$ -
250	A_6010130-Labor Exempt NonProd	Maintenance of Mains	887		$ 2,343	$ -	$ 44,959	$ 45,746	$ 46,533
251	A_6010210-Labor NonExm ST	Maintenance of Mains	887		$ 56,637	$ 82,315	$ 1,168,985	$ 1,189,443	$ 1,209,900
252	A_6010220-Labor NonExm OT	Maintenance of Mains	887		$ 15,019	$ (58,628)	$ 229,539	$ 233,556	$ 237,573
253	A_6010230-Labor NonExm NonProd	Maintenance of Mains	887		$ 10,702	$ -	$ 205,338	$ 208,931	$ 212,524
254	A_6010910-Labor OffCycle Bonus	Maintenance of Mains	887		$ 21	$ -	$ 411	$ 418	$ 425
255	A_6018999-Labor Exp Reclass	Maintenance of Mains	887		$ -	$ -	$ -	$ -	$ -
256	A_6010000-1001/A6010000	Maintenance of Mains	887		$ 99	$ -	$ 1,904	$ 1,937	$ 1,970
257	A_6010010-1001/R6010000	Maintenance of Mains	887		$ 15	$ -	$ 295	$ 300	$ 305
258	A_R6010010-1001/R6010010	Maintenance of Mains	887		$ -	$ -	$ -	$ -	$ -
259	A_R601001-SLR Overtime	Maintenance of Mains	887		$ -	$ -	$ -	$ -	$ -
260	**Total Maintenance of Mains**	**Maintenance of Mains**	**887**	**$ -**	**$ 94,783**	**$ 38,141**	**$ 1,856,694**	**$ 1,889,186**	**$ 1,921,678**
261	Maintenance of Measuring and Regulating Station Equipment								
262	A_6010110-Labor Exempt ST	Maintenance of Measuring and Regulating Station Equipment	889		$ 11,260	$ 16,366	$ 232,414	$ 236,481	$ 240,549
263	A_6010130-Labor Exempt NonProd	Maintenance of Measuring and Regulating Station Equipment	889		$ 2,234	$ -	$ 42,869	$ 43,619	$ 44,370
264	A_6010210-Labor NonExm ST	Maintenance of Measuring and Regulating Station Equipment	889		$ 35,336	$ 51,357	$ 729,341	$ 742,104	$ 754,868
265	A_6010220-Labor NonExm OT	Maintenance of Measuring and Regulating Station Equipment	889		$ 14,433	$ (56,339)	$ 220,575	$ 224,435	$ 228,295
266	A_6010230-Labor NonExm NonProd	Maintenance of Measuring and Regulating Station Equipment	889		$ 7,012	$ -	$ 134,538	$ 136,892	$ 139,246
267	A_6010910-Labor OffCycle Bonus	Maintenance of Measuring and Regulating Station Equipment	889		$ 23	$ -	$ 446	$ 453	$ 461
268	A_6018999-Labor Exp Reclass	Maintenance of Measuring and Regulating Station Equipment	889		$ 26	$ -	$ 495	$ 503	$ 512
269	A_6010000-1001/A6010000	Maintenance of Measuring and Regulating Station Equipment	889		$ 120	$ -	$ 2,296	$ 2,336	$ 2,376
270	A_6010010-1001/R6010000	Maintenance of Measuring and Regulating Station Equipment	889		$ 24	$ -	$ 453	$ 461	$ 469
271	A_R6010010-1001/R6010010	Maintenance of Measuring and Regulating Station Equipment	889		$ -	$ -	$ -	$ -	$ -
272	A_R601001-SLR Overtime	Maintenance of Measuring and Regulating Station Equipment	889		$ -	$ -	$ -	$ -	$ -
273	**Total Maintenance of Measuring and Regulating Station Equ**	**Maintenance of Measuring and Regulating Station Equipment**	**889**	**$ -**	**$ 70,468**	**$ 11,384**	**$ 1,363,426**	**$ 1,387,286**	**$ 1,411,146**
274	Maintenance of Services								
275	A_6010110-Labor Exempt ST	Maintenance of Services	892		$ 9,979	$ 14,503	$ 205,957	$ 209,562	$ 213,166
276	A_6010120-Labor Exempt OT	Maintenance of Services	892		$ -	$ -	$ -	$ -	$ -
277	A_6010130-Labor Exempt NonProd	Maintenance of Services	892		$ 2,694	$ -	$ 51,694	$ 52,599	$ 53,503
278	A_6010210-Labor NonExm ST	Maintenance of Services	892		$ 48,987	$ 71,197	$ 1,011,096	$ 1,028,790	$ 1,046,484
279	A_6010220-Labor NonExm OT	Maintenance of Services	892		$ 16,611	$ (64,842)	$ 253,868	$ 258,311	$ 262,753
280	A_6010230-Labor NonExm NonProd	Maintenance of Services	892		$ 9,717	$ -	$ 186,439	$ 189,702	$ 192,965
281	A_6010910-Labor OffCycle Bonus	Maintenance of Services	892		$ 9	$ -	$ 164	$ 167	$ 170
282	A_6018999-Labor Exp Reclass	Maintenance of Services	892		$ (2)	$ -	$ (47)	$ (48)	$ (49)
283	A_6010000-1001/A6010000	Maintenance of Services	892		$ 48	$ -	$ 913	$ 929	$ 944
284	A_6010010-1001/R6010000	Maintenance of Services	892		$ (29)	$ -	$ (566)	$ (576)	$ (586)
285	A_R6010010-1001/R6010010	Maintenance of Services	892		$ -	$ -	$ -	$ -	$ -
286	A_R601001-SLR Overtime	Maintenance of Services	892		$ -	$ -	$ -	$ -	$ -
287	**Total Maintenance of Services**	**Maintenance of Services**	**892**	**$ -**	**$ 88,013**	**$ 20,858**	**$ 1,709,518**	**$ 1,739,434**	**$ 1,769,351**

NMGC Exhibit ECB-5
Page 557 of 596

NEW MEXICO GAS COMPANY, INC.

Labor Workpaper
Base Period - 12 Months Ending March 31, 2023
Future Test Year - 12 Months Ending September 30, 2025

	A	B	C	W	X	Y	Z	AA
3	Description	Account Name	FERC Acct	Test Year Adjustments	Future Test Year Ending 9/30/2025 at 11.23%		Adjusted Base and Test Periods Variance	Test Period to Adjusted Base Period Variance - %
4								
246	**Distribution Expenses - Maintenance:**							
247	Maintenance of Mains							
248	A_6010110-Labor Exempt ST	Maintenance of Mains	887		$ 236,298		$ 31,035	15%
249	A_6010120-Labor Exempt OT	Maintenance of Mains	887		$ -		$ -	
250	A_6010130-Labor Exempt NonProd	Maintenance of Mains	887		$ 51,757		$ 6,798	15%
251	A_6010210-Labor NonExm ST	Maintenance of Mains	887		$ 1,345,731		$ 176,745	15%
252	A_6010220-Labor NonExm OT	Maintenance of Mains	887		$ 264,244		$ 34,705	15%
253	A_6010230-Labor NonExm NonProd	Maintenance of Mains	887		$ 236,384		$ 31,046	15%
254	A_6010910-Labor OffCycle Bonus	Maintenance of Mains	887		$ 473		$ 62	15%
255	A_6018999-Labor Exp Reclass	Maintenance of Mains	887		$ -		$ -	
256	A_6010000-1001/A6010000	Maintenance of Mains	887		$ 2,192		$ 288	15%
257	A_6010010-1001/R6010000	Maintenance of Mains	887		$ 339		$ 45	15%
258	A_R6010010-1001/R6010010	Maintenance of Mains	887		$ -		$ -	
259	A_R601001-SLR Overtime	Maintenance of Mains	887		$ -		$ -	
260	**Total Maintenance of Mains**	**Maintenance of Mains**	**887**	**$ -**	**$ 2,137,418**		**$ 280,724**	**15%**
261	Maintenance of Measuring and Regulating Station Equipment							
262	A_6010110-Labor Exempt ST	Maintenance of Measuring and Regulating Station Equipment	889		$ 267,554		$ 35,140	15%
263	A_6010130-Labor Exempt NonProd	Maintenance of Measuring and Regulating Station Equipment	889		$ 49,351		$ 6,482	15%
264	A_6010210-Labor NonExm ST	Maintenance of Measuring and Regulating Station Equipment	889		$ 839,614		$ 110,273	15%
265	A_6010220-Labor NonExm OT	Maintenance of Measuring and Regulating Station Equipment	889		$ 253,925		$ 33,350	15%
266	A_6010230-Labor NonExm NonProd	Maintenance of Measuring and Regulating Station Equipment	889		$ 154,879		$ 20,341	15%
267	A_6010910-Labor OffCycle Bonus	Maintenance of Measuring and Regulating Station Equipment	889		$ 513		$ 67	15%
268	A_6018999-Labor Exp Reclass	Maintenance of Measuring and Regulating Station Equipment	889		$ 569		$ 75	15%
269	A_6010000-1001/A6010000	Maintenance of Measuring and Regulating Station Equipment	889		$ 2,643		$ 347	15%
270	A_6010010-1001/R6010000	Maintenance of Measuring and Regulating Station Equipment	889		$ 522		$ 69	15%
271	A_R6010010-1001/R6010010	Maintenance of Measuring and Regulating Station Equipment	889		$ -		$ -	
272	A_R601001-SLR Overtime	Maintenance of Measuring and Regulating Station Equipment	889		$ -		$ -	
273	**Total Maintenance of Measuring and Regulating Station Equ**	**Maintenance of Measuring and Regulating Station Equipment**	**889**	**$ -**	**$ 1,569,570**		**$ 206,144**	**15%**
274	Maintenance of Services							
275	A_6010110-Labor Exempt ST	Maintenance of Services	892		$ 237,097		$ 31,140	15%
276	A_6010120-Labor Exempt OT	Maintenance of Services	892		$ -		$ -	
277	A_6010130-Labor Exempt NonProd	Maintenance of Services	892		$ 59,510		$ 7,816	15%
278	A_6010210-Labor NonExm ST	Maintenance of Services	892		$ 1,163,969		$ 152,873	15%
279	A_6010220-Labor NonExm OT	Maintenance of Services	892		$ 292,252		$ 38,384	15%
280	A_6010230-Labor NonExm NonProd	Maintenance of Services	892		$ 214,628		$ 28,189	15%
281	A_6010910-Labor OffCycle Bonus	Maintenance of Services	892		$ 189		$ 25	15%
282	A_6018999-Labor Exp Reclass	Maintenance of Services	892		$ (54)		$ (7)	15%
283	A_6010000-1001/A6010000	Maintenance of Services	892		$ 1,051		$ 138	15%
284	A_6010010-1001/R6010000	Maintenance of Services	892		$ (652)		$ (86)	15%
285	A_R6010010-1001/R6010010	Maintenance of Services	892		$ -		$ -	
286	A_R601001-SLR Overtime	Maintenance of Services	892		$ -		$ -	
287	**Total Maintenance of Services**	**Maintenance of Services**	**892**	**$ -**	**$ 1,967,989**		**$ 258,472**	**15%**

NMGC Exhibit ECB-5
Page 558 of 596

NEW MEXICO GAS COMPANY, INC.

Labor Workpaper
Base Period - 12 Months Ending March 31, 2023
Future Test Year - 12 Months Ending September 30, 2025

	A	B	C	D	E	F	G	H	I	J
3	**Description**	**Account Name**	**FERC Acct**	**4/30/2022**	**5/31/2022**	**6/30/2022**	**7/31/2022**	**8/31/2022**	**9/30/2022**	**10/31/2022**
4										
288	Maintenance of Meters and House Regulators									
289	A_6010110-Labor Exempt ST	Maintenance of Meters and House Regulators	893	$ -	$ -	$ -	$ -	$ -	$ -	$ -
290	A_6010130-Labor Exempt NonProd	Maintenance of Meters and House Regulators	893	$ -	$ -	$ -	$ -	$ -	$ -	$ -
291	A_6010210-Labor NonExm ST	Maintenance of Meters and House Regulators	893	$ -	$ -	$ -	$ -	$ -	$ -	$ -
292	A_6010220-Labor NonExm OT	Maintenance of Meters and House Regulators	893	$ -	$ -	$ -	$ -	$ -	$ -	$ -
293	A_6010230-Labor NonExm NonProd	Maintenance of Meters and House Regulators	893	$ -	$ -	$ -	$ -	$ -	$ -	$ -
294	A_R601000-SLR Straight Time	Maintenance of Meters and House Regulators	893	$ -	$ -	$ -	$ -	$ -	$ -	$ -
295	A_R601001-SLR Overtime	Maintenance of Meters and House Regulators	893	$ -	$ -	$ -	$ -	$ -	$ -	$ -
296	**Total Maintenance of Meters and House Regulators**			**$ -**	**$ -**	**$ -**	**$ -**	**$ -**	**$ -**	**$ -**
297	**Total Distribution Maintenance Expenses**			**$ 353,920**	**$ 335,386**	**$ 331,588**	**$ 354,850**	**$ 372,152**	**$ 381,437**	**$ 389,404**
298										
299	**Total Distribution O&M**			**$ 1,783,865**	**$ 1,829,799**	**$ 1,819,712**	**$ 1,804,955**	**$ 1,929,666**	**$ 1,877,820**	**$ 1,886,441**
300										
301	**Customer Related O&M:**									
302	Meter Reading Expenses									
303	A_6010110-Labor Exempt ST	Meter Reading Expenses	902	$ 7,898	$ 10,752	$ 8,982	$ 9,745	$ 10,701	$ 8,731	$ 8,657
304	A_6010120-Labor Exempt OT	Meter Reading Expenses	902	$ -	$ -	$ -	$ -	$ -	$ -	$ -
305	A_6010130-Labor Exempt NonProd	Meter Reading Expenses	902	$ 2,041	$ 1,584	$ 2,352	$ 1,906	$ 1,520	$ 2,565	$ 793
306	A_6010210-Labor NonExm ST	Meter Reading Expenses	902	$ 46,593	$ 61,059	$ 47,444	$ 52,169	$ 62,195	$ 51,854	$ 47,676
307	A_6010220-Labor NonExm OT	Meter Reading Expenses	902	$ 9,438	$ 12,822	$ 10,948	$ 12,474	$ 14,553	$ 11,272	$ 15,258
308	A_6010230-Labor NonExm NonProd	Meter Reading Expenses	902	$ 8,987	$ 5,591	$ 10,455	$ 11,540	$ 8,130	$ 12,228	$ 4,539
309	A_6010910-Labor OffCycle Bonus	Meter Reading Expenses	902	$ 18	$ -	$ -	$ 21	$ -	$ -	$ 18
310	A_6010000-1001/A6010000	Meter Reading Expenses	902	$ 19	$ 0	$ 126	$ 14	$ 0	$ 6	$ 80
311	A_6010010-1001/R6010000	Meter Reading Expenses	902	$ -	$ -	$ -	$ 36	$ 26	$ -	$ 12
312	A_6010010-1001/R6010010	Meter Reading Expenses	902	$ -	$ -	$ -	$ -	$ -	$ -	$ -
313	A_R601001-SLR Overtime	Meter Reading Expenses	902	$ -	$ -	$ -	$ -	$ -	$ -	$ -
314	**Total Meter Reading Expenses**	**Meter Reading Expenses**	**902**	**$ 74,993**	**$ 91,808**	**$ 80,308**	**$ 87,904**	**$ 97,124**	**$ 86,656**	**$ 77,031**
315	Customer Records and Collection Expenses									
316	A_6010110-Labor Exempt ST	Customer Records and Collection Expenses	903	$ 118,907	$ 142,551	$ 130,575	$ 111,170	$ 134,867	$ 115,790	$ 115,031
317	A_6010120-Labor Exempt OT	Customer Records and Collection Expenses	903	$ -	$ -	$ -	$ -	$ -	$ -	$ -
318	A_6010130-Labor Exempt NonProd	Customer Records and Collection Expenses	903	$ 29,180	$ 21,166	$ 30,834	$ 32,625	$ 13,564	$ 34,701	$ 13,388
319	A_6010210-Labor NonExm ST	Customer Records and Collection Expenses	903	$ 340,696	$ 409,100	$ 375,074	$ 348,724	$ 418,922	$ 364,514	$ 386,117
320	A_6010220-Labor NonExm OT	Customer Records and Collection Expenses	903	$ 35,997	$ 39,197	$ 28,082	$ 36,297	$ 33,636	$ 36,032	$ 52,328
321	A_6010230-Labor NonExm NonProd	Customer Records and Collection Expenses	903	$ 91,002	$ 50,815	$ 88,426	$ 80,000	$ 51,885	$ 95,686	$ 31,757
322	A_6010310-Labor Union ST	Customer Records and Collection Expenses	903	$ -	$ -	$ -	$ -	$ -	$ -	$ -
323	A_6010320-Labor Union OT	Customer Records and Collection Expenses	903	$ -	$ -	$ -	$ -	$ -	$ -	$ -
324	A_6010330-Labor Union NonProd	Customer Records and Collection Expenses	903	$ -	$ -	$ -	$ -	$ -	$ -	$ -
325	A_6010910-Labor OffCycle Bonus	Customer Records and Collection Expenses	903	$ 11,160	$ -	$ -	$ 17,393	$ -	$ -	$ 18,965
326	A_6018999-Labor Exp Reclass	Customer Records and Collection Expenses	903	$ -	$ -	$ -	$ -	$ -	$ -	$ -
327	A_6010000-1001/A6010000	Customer Records and Collection Expenses	903	$ 4,774	$ (123)	$ 1,764	$ (1,150)	$ (10,355)	$ (4,433)	$ (2,033)
328	A_6010010-1001/R6010000	Customer Records and Collection Expenses	903	$ 266	$ -	$ -	$ 117	$ 22	$ -	$ 15
329	A_R6010010-1001/R6010010	Customer Records and Collection Expenses	903	$ -	$ -	$ -	$ -	$ -	$ -	$ -
330	A_R601001-SLR Overtime	Customer Records and Collection Expenses	903	$ -	$ -	$ -	$ -	$ -	$ -	$ -
331	**Total Customer Records and Collection Expenses**	**Customer Records and Collection Expenses**	**903**	**$ 631,982**	**$ 662,706**	**$ 654,755**	**$ 625,177**	**$ 642,540**	**$ 642,291**	**$ 615,569**

NMGC Exhibit ECB-5
Page 559 of 596

NEW MEXICO GAS COMPANY, INC.

Labor Workpaper
Base Period - 12 Months Ending March 31, 2023
Future Test Year - 12 Months Ending September 30, 2025

	A	B	C	K	L	M	N	O	P
3	**Description**	**Account Name**	**FERC Acct**	**11/30/2022**	**12/31/2022**	**1/31/2023**	**2/28/2023**	**3/31/2023**	**Total Company Unadjusted Base Period**
4									
288	Maintenance of Meters and House Regulators								
289	A_6010110-Labor Exempt ST	Maintenance of Meters and House Regulators	893	$ -	$ -	$ -	$ -	$ -	$ -
290	A_6010130-Labor Exempt NonProd	Maintenance of Meters and House Regulators	893	$ -	$ -	$ -	$ -	$ -	$ -
291	A_6010210-Labor NonExm ST	Maintenance of Meters and House Regulators	893	$ -	$ -	$ -	$ -	$ -	$ -
292	A_6010220-Labor NonExm OT	Maintenance of Meters and House Regulators	893	$ -	$ -	$ -	$ -	$ -	$ -
293	A_6010230-Labor NonExm NonProd	Maintenance of Meters and House Regulators	893	$ -	$ -	$ -	$ -	$ -	$ -
294	A_R601000-SLR Straight Time	Maintenance of Meters and House Regulators	893	$ -	$ -	$ -	$ -	$ -	$ -
295	A_R601001-SLR Overtime	Maintenance of Meters and House Regulators	893	$ -	$ -	$ -	$ -	$ -	$ -
296	**Total Maintenance of Meters and House Regulators**			**$ -**	**$ -**	**$ -**	**$ -**	**$ -**	**$ -**
297	**Total Distribution Maintenance Expenses**			**$ 405,017**	**$ 399,498**	**$ 466,641**	**$ 394,924**	**$ 421,173**	**$ 4,605,991**
298									
299	**Total Distribution O&M**			**$ 1,997,289**	**$ 1,955,437**	**$ 2,074,479**	**$ 1,808,932**	**$ 2,078,359**	**$ 22,846,752**
300									
301	**Customer Related O&M:**								
302	Meter Reading Expenses								
303	A_6010110-Labor Exempt ST	Meter Reading Expenses	902	$ 8,553	$ 7,184	$ 9,097	$ 8,883	$ 9,796	$ 108,977
304	A_6010120-Labor Exempt OT	Meter Reading Expenses	902	$ -	$ -	$ -	$ -	$ -	$ -
305	A_6010130-Labor Exempt NonProd	Meter Reading Expenses	902	$ 2,088	$ 3,974	$ 2,948	$ 1,784	$ 2,041	$ 25,596
306	A_6010210-Labor NonExm ST	Meter Reading Expenses	902	$ 47,107	$ 39,569	$ 50,218	$ 54,027	$ 58,644	$ 618,554
307	A_6010220-Labor NonExm OT	Meter Reading Expenses	902	$ 13,851	$ 12,025	$ 13,677	$ 13,377	$ 13,152	$ 152,847
308	A_6010230-Labor NonExm NonProd	Meter Reading Expenses	902	$ 8,157	$ 19,502	$ 14,900	$ 4,752	$ 6,804	$ 115,587
309	A_6010910-Labor OffCycle Bonus	Meter Reading Expenses	902	$ -	$ -	$ 162	$ -	$ -	$ 219
310	A_6010000-1001/A6010000	Meter Reading Expenses	902	$ 21	$ 238	$ 2	$ 324	$ 30	$ 859
311	A_6010010-1001/R6010000	Meter Reading Expenses	902	$ -	$ 101	$ -	$ 33	$ 17	$ 225
312	A_6010010-1001/R6010010	Meter Reading Expenses	902	$ -	$ -	$ -	$ -	$ -	$ -
313	A_R601001-SLR Overtime	Meter Reading Expenses	902	$ -	$ -	$ -	$ -	$ -	$ -
314	**Total Meter Reading Expenses**	**Meter Reading Expenses**	**902**	**$ 79,777**	**$ 82,594**	**$ 91,004**	**$ 83,181**	**$ 90,483**	**$ 1,022,865**
315	Customer Records and Collection Expenses								
316	A_6010110-Labor Exempt ST	Customer Records and Collection Expenses	903	$ 110,033	$ 96,107	$ 118,979	$ 132,327	$ 148,659	$ 1,474,998
317	A_6010120-Labor Exempt OT	Customer Records and Collection Expenses	903	$ -	$ -	$ -	$ -	$ -	$ -
318	A_6010130-Labor Exempt NonProd	Customer Records and Collection Expenses	903	$ 14,906	$ 67,433	$ 40,817	$ 14,940	$ 16,382	$ 329,938
319	A_6010210-Labor NonExm ST	Customer Records and Collection Expenses	903	$ 396,091	$ 302,343	$ 320,251	$ 387,694	$ 439,714	$ 4,489,241
320	A_6010220-Labor NonExm OT	Customer Records and Collection Expenses	903	$ 43,632	$ 33,308	$ 33,446	$ 42,061	$ 38,786	$ 452,801
321	A_6010230-Labor NonExm NonProd	Customer Records and Collection Expenses	903	$ 61,933	$ 129,775	$ 128,314	$ 51,626	$ 63,869	$ 925,088
322	A_6010310-Labor Union ST	Customer Records and Collection Expenses	903	$ -	$ -	$ -	$ -	$ -	$ -
323	A_6010320-Labor Union OT	Customer Records and Collection Expenses	903	$ -	$ -	$ -	$ -	$ -	$ -
324	A_6010330-Labor Union NonProd	Customer Records and Collection Expenses	903	$ -	$ -	$ -	$ -	$ -	$ -
325	A_6010910-Labor OffCycle Bonus	Customer Records and Collection Expenses	903	$ 185	$ -	$ 22,292	$ -	$ 132	$ 70,126
326	A_6018999-Labor Exp Reclass	Customer Records and Collection Expenses	903	$ -	$ -	$ -	$ -	$ -	$ -
327	A_6010000-1001/A6010000	Customer Records and Collection Expenses	903	$ 27	$ (27)	$ 6	$ (1,681)	$ (115)	$ (13,345)
328	A_6010010-1001/R6010000	Customer Records and Collection Expenses	903	$ -	$ (19)	$ -	$ 130	$ 50	$ 580
329	A_R6010010-1001/R6010010	Customer Records and Collection Expenses	903	$ -	$ -	$ -	$ -	$ -	$ -
330	A_R601001-SLR Overtime	Customer Records and Collection Expenses	903	$ -	$ -	$ -	$ -	$ -	$ -
331	**Total Customer Records and Collection Expenses**	**Customer Records and Collection Expenses**	**903**	**$ 626,808**	**$ 628,919**	**$ 664,104**	**$ 627,098**	**$ 707,479**	**$ 7,729,427**

NMGC Exhibit ECB-5
Page 560 of 596

NEW MEXICO GAS COMPANY, INC.

Labor Workpaper
Base Period - 12 Months Ending March 31, 2023
Future Test Year - 12 Months Ending September 30, 2025

	A	B	C	Q	R	S	T	U	V
3	Description	Account Name	FERC Acct	Removal of Severance and Intercompany Labor	Base Period Annualization at 5.50%	Base Period Vacancy Normalization(1)	Adjusted Base Period Labor	Linkage 1 Ending 3/31/2024 at 1.75%	Linkage 2 Ending 9/30/2024 at 1.72%
4									
288	Maintenance of Meters and House Regulators								
289	A_6010110-Labor Exempt ST	Maintenance of Meters and House Regulators	893		$ -	$ -	$ -	$ -	$ -
290	A_6010130-Labor Exempt NonProd	Maintenance of Meters and House Regulators	893		$ -	$ -	$ -	$ -	$ -
291	A_6010210-Labor NonExm ST	Maintenance of Meters and House Regulators	893		$ -	$ -	$ -	$ -	$ -
292	A_6010220-Labor NonExm OT	Maintenance of Meters and House Regulators	893		$ -	$ -	$ -	$ -	$ -
293	A_6010230-Labor NonExm NonProd	Maintenance of Meters and House Regulators	893		$ -	$ -	$ -	$ -	$ -
294	A_R601000-SLR Straight Time	Maintenance of Meters and House Regulators	893		$ -	$ -	$ -	$ -	$ -
295	A_R601001-SLR Overtime	Maintenance of Meters and House Regulators	893		$ -	$ -	$ -	$ -	$ -
296	**Total Maintenance of Meters and House Regulators**			**$ -**	**$ -**	**$ -**	**$ -**	**$ -**	**$ -**
297	**Total Distribution Maintenance Expenses**			**$ -**	**$ 253,263**	**$ 70,383**	**$ 4,929,637**	**$ 5,015,906**	**$ 5,102,175**
298									
299	**Total Distribution O&M**			**$ (5,000)**	**$ 1,255,967**	**$ 512,876**	**$ 24,610,595**	**$ 25,041,280**	**$ 25,471,966**
300									
301	**Customer Related O&M:**								
302	Meter Reading Expenses								
303	A_6010110-Labor Exempt ST	Meter Reading Expenses	902		$ 5,992	$ 8,709	$ 123,679	$ 125,843	$ 128,007
304	A_6010120-Labor Exempt OT	Meter Reading Expenses	902		$ -	$ -	$ -	$ -	$ -
305	A_6010130-Labor Exempt NonProd	Meter Reading Expenses	902		$ 1,407	$ -	$ 27,004	$ 27,476	$ 27,949
306	A_6010210-Labor NonExm ST	Meter Reading Expenses	902		$ 34,012	$ 49,432	$ 701,997	$ 714,282	$ 726,567
307	A_6010220-Labor NonExm OT	Meter Reading Expenses	902		$ 8,404	$ (32,807)	$ 128,445	$ 130,692	$ 132,940
308	A_6010230-Labor NonExm NonProd	Meter Reading Expenses	902		$ 6,356	$ -	$ 121,942	$ 124,076	$ 126,210
309	A_6010910-Labor OffCycle Bonus	Meter Reading Expenses	902		$ 12	$ -	$ 231	$ 235	$ 239
310	A_6010000-1001/A6010000	Meter Reading Expenses	902		$ 47	$ -	$ 907	$ 923	$ 938
311	A_6010010-1001/R6010000	Meter Reading Expenses	902		$ 12	$ -	$ 238	$ 242	$ 246
312	A_6010010-1001/R6010010	Meter Reading Expenses	902		$ -	$ -	$ -	$ -	$ -
313	A_R601001-SLR Overtime	Meter Reading Expenses	902		$ -	$ -	$ -	$ -	$ -
314	**Total Meter Reading Expenses**	**Meter Reading Expenses**	**902**	**$ -**	**$ 56,243**	**$ 25,334**	**$ 1,104,442**	**$ 1,123,769**	**$ 1,143,097**
315	Customer Records and Collection Expenses								
316	A_6010110-Labor Exempt ST	Customer Records and Collection Expenses	903		$ 81,104	$ 117,875	$ 1,673,976	$ 1,703,271	$ 1,732,565
317	A_6010120-Labor Exempt OT	Customer Records and Collection Expenses	903		$ -	$ -	$ -	$ -	$ -
318	A_6010130-Labor Exempt NonProd	Customer Records and Collection Expenses	903		$ 18,142	$ -	$ 348,080	$ 354,171	$ 360,263
319	A_6010210-Labor NonExm ST	Customer Records and Collection Expenses	903		$ 246,844	$ 358,759	$ 5,094,843	$ 5,184,003	$ 5,273,163
320	A_6010220-Labor NonExm OT	Customer Records and Collection Expenses	903		$ 24,898	$ (97,189)	$ 380,510	$ 387,169	$ 393,828
321	A_6010230-Labor NonExm NonProd	Customer Records and Collection Expenses	903		$ 50,867	$ -	$ 975,955	$ 993,034	$ 1,010,113
322	A_6010310-Labor Union ST	Customer Records and Collection Expenses	903		$ -	$ -	$ -	$ -	$ -
323	A_6010320-Labor Union OT	Customer Records and Collection Expenses	903		$ -	$ -	$ -	$ -	$ -
324	A_6010330-Labor Union NonProd	Customer Records and Collection Expenses	903		$ -	$ -	$ -	$ -	$ -
325	A_6010910-Labor OffCycle Bonus	Customer Records and Collection Expenses	903		$ 3,856	$ -	$ 73,982	$ 75,277	$ 76,572
326	A_6018999-Labor Exp Reclass	Customer Records and Collection Expenses	903		$ -	$ -	$ -	$ -	$ -
327	A_6010000-1001/A6010000	Customer Records and Collection Expenses	903		$ (734)	$ -	$ (14,079)	$ (14,325)	$ (14,571)
328	A_6010010-1001/R6010000	Customer Records and Collection Expenses	903		$ 32	$ -	$ 612	$ 623	$ 634
329	A_R6010010-1001/R6010010	Customer Records and Collection Expenses	903		$ -	$ -	$ -	$ -	$ -
330	A_R601001-SLR Overtime	Customer Records and Collection Expenses	903		$ -	$ -	$ -	$ -	$ -
331	**Total Customer Records and Collection Expenses**	**Customer Records and Collection Expenses**	**903**	**$ -**	**$ 425,007**	**$ 379,445**	**$ 8,533,879**	**$ 8,683,222**	**$ 8,832,565**

NMGC Exhibit ECB-5
Page 561 of 596

NEW MEXICO GAS COMPANY, INC.

Labor Workpaper
Base Period - 12 Months Ending March 31, 2023
Future Test Year - 12 Months Ending September 30, 2025

	A	B	C	W	X	Y	Z	AA
3	Description	Account Name	FERC Acct	Test Year Adjustments	Future Test Year Ending 9/30/2025 at 11.23%		Adjusted Base and Test Periods Variance	Test Period to Adjusted Base Period Variance - %
4								
288	Maintenance of Meters and House Regulators							
289	A_6010110-Labor Exempt ST	Maintenance of Meters and House Regulators	893		$ -		$ -	
290	A_6010130-Labor Exempt NonProd	Maintenance of Meters and House Regulators	893		$ -		$ -	
291	A_6010210-Labor NonExm ST	Maintenance of Meters and House Regulators	893		$ -		$ -	
292	A_6010220-Labor NonExm OT	Maintenance of Meters and House Regulators	893		$ -		$ -	
293	A_6010230-Labor NonExm NonProd	Maintenance of Meters and House Regulators	893		$ -		$ -	
294	A_R601000-SLR Straight Time	Maintenance of Meters and House Regulators	893		$ -		$ -	
295	A_R601001-SLR Overtime	Maintenance of Meters and House Regulators	893		$ -		$ -	
296	**Total Maintenance of Meters and House Regulators**			**$ -**	**$ -**		**$ -**	
297	**Total Distribution Maintenance Expenses**			**$ -**	**$ 5,674,977**		**$ 745,339**	**15%**
298								
299	**Total Distribution O&M**			**$ -**	**$ 28,331,608**		**$ 3,721,013**	**15%**
300								
301	**Customer Related O&M:**							
302	Meter Reading Expenses						$ -	
303	A_6010110-Labor Exempt ST	Meter Reading Expenses	902		$ 142,378		$ 18,700	15%
304	A_6010120-Labor Exempt OT	Meter Reading Expenses	902		$ -		$ -	
305	A_6010130-Labor Exempt NonProd	Meter Reading Expenses	902		$ 31,087		$ 4,083	15%
306	A_6010210-Labor NonExm ST	Meter Reading Expenses	902		$ 808,136		$ 106,139	15%
307	A_6010220-Labor NonExm OT	Meter Reading Expenses	902		$ 147,865		$ 19,420	15%
308	A_6010230-Labor NonExm NonProd	Meter Reading Expenses	902		$ 140,379		$ 18,437	15%
309	A_6010910-Labor OffCycle Bonus	Meter Reading Expenses	902		$ 266		$ 35	15%
310	A_6010000-1001/A6010000	Meter Reading Expenses	902		$ 1,044		$ 137	15%
311	A_6010010-1001/R6010000	Meter Reading Expenses	902		$ 274		$ 36	15%
312	A_6010010-1001/R6010010	Meter Reading Expenses	902		$ -		$ -	
313	A_R601001-SLR Overtime	Meter Reading Expenses	902		$ -		$ -	
314	**Total Meter Reading Expenses**	**Meter Reading Expenses**	**902**	**$ -**	**$ 1,271,428**		**$ 166,987**	**15%**
315	Customer Records and Collection Expenses							
316	A_6010110-Labor Exempt ST	Customer Records and Collection Expenses	903		$ 1,927,074		$ 253,098	15%
317	A_6010120-Labor Exempt OT	Customer Records and Collection Expenses	903		$ -		$ -	
318	A_6010130-Labor Exempt NonProd	Customer Records and Collection Expenses	903		$ 400,708		$ 52,628	15%
319	A_6010210-Labor NonExm ST	Customer Records and Collection Expenses	903		$ 5,865,161		$ 770,318	15%
320	A_6010220-Labor NonExm OT	Customer Records and Collection Expenses	903		$ 438,041		$ 57,531	15%
321	A_6010230-Labor NonExm NonProd	Customer Records and Collection Expenses	903		$ 1,123,515		$ 147,560	15%
322	A_6010310-Labor Union ST	Customer Records and Collection Expenses	903		$ -		$ -	
323	A_6010320-Labor Union OT	Customer Records and Collection Expenses	903		$ -		$ -	
324	A_6010330-Labor Union NonProd	Customer Records and Collection Expenses	903		$ -		$ -	
325	A_6010910-Labor OffCycle Bonus	Customer Records and Collection Expenses	903		$ 85,168		$ 11,186	15%
326	A_6018999-Labor Exp Reclass	Customer Records and Collection Expenses	903		$ -		$ -	
327	A_6010000-1001/A6010000	Customer Records and Collection Expenses	903		$ (16,207)		$ (2,129)	15%
328	A_6010010-1001/R6010000	Customer Records and Collection Expenses	903		$ 705		$ 93	15%
329	A_R6010010-1001/R6010010	Customer Records and Collection Expenses	903		$ -		$ -	
330	A_R601001-SLR Overtime	Customer Records and Collection Expenses	903		$ -		$ -	
331	**Total Customer Records and Collection Expenses**	**Customer Records and Collection Expenses**	**903**	**$ -**	**$ 9,824,164**		**$ 1,290,285**	**15%**

NMGC Exhibit ECB-5
Page 562 of 596

NEW MEXICO GAS COMPANY, INC.

Labor Workpaper
Base Period - 12 Months Ending March 31, 2023
Future Test Year - 12 Months Ending September 30, 2025

	A	B	C	D	E	F	G	H	I	J
3	**Description**	**Account Name**	**FERC Acct**	**4/30/2022**	**5/31/2022**	**6/30/2022**	**7/31/2022**	**8/31/2022**	**9/30/2022**	**10/31/2022**
4										
332	Misc. Sales Expenses	Demonstrating and Selling Expenses								
333	A_6010110-Labor Exempt ST	Demonstrating and Selling Expenses	912	$ 10,289	$ 14,790	$ 12,218	$ 12,919	$ 7,716	$ 14,790	$ 8,745
334	A_6010130-Labor Exempt NonProd	Demonstrating and Selling Expenses	912	$ 3,215	$ (643)	$ 1,929	$ 585	$ 7,073	$ (643)	$ 4,759
335	A_6010210-Labor NonExm ST	Demonstrating and Selling Expenses	912	$ -	$ -	$ -	$ -	$ -	$ -	$ -
336	A_6010230-Labor NonExm NonProd	Demonstrating and Selling Expenses	912	$ -	$ -	$ -	$ -	$ -	$ -	$ -
337	A_6010910-Labor OffCycle Bonus	Demonstrating and Selling Expenses	912	$ -	$ -	$ -	$ -	$ -	$ -	$ -
338	A_6010990-Labor Seconded Empl	Demonstrating and Selling Expenses	912	$ 40,592	$ 26,644	$ 26,723	$ 26,459	$ 26,499	$ -	$ -
339	A_6018999-Labor Exp Reclass	Demonstrating and Selling Expenses	912	$ -	$ -	$ -	$ -	$ -	$ -	$ -
340	A_6010000-1001/A6010000	Demonstrating and Selling Expenses	912	$ (339)	$ -	$ -	$ -	$ 0	$ -	$ 0
341	A_6010110-Labor Exempt ST	Misc. Sales Expenses	916	$ 28,741	$ 35,623	$ 15,429	$ 17,434	$ 31,708	$ 27,165	$ 29,530
342	A_6010130-Labor Exempt NonProd	Misc. Sales Expenses	916	$ 4,563	$ (732)	$ 19,462	$ 6,407	$ 740	$ 5,624	$ 1,768
343	A_6010210-Labor NonExm ST	Misc. Sales Expenses	916	$ -	$ -	$ -	$ -	$ -	$ -	$ -
344	A_6010220-Labor NonExm OT	Misc. Sales Expenses	916	$ -	$ -	$ -	$ -	$ -	$ -	$ -
345	A_6010230-Labor NonExm NonProd	Misc. Sales Expenses	916	$ -	$ -	$ -	$ -	$ -	$ -	$ -
346	A_6010910-Labor OffCycle Bonus	Misc. Sales Expenses	916	$ -	$ -	$ -	$ -	$ -	$ -	$ -
347	A_6010000-1001/A6010000	Misc. Sales Expenses	916	$ -	$ 0	$ 0	$ 0	$ 0	$ 0	$ -
348	Total Misc. Sales Expenses	Misc. Sales Expenses		$ 87,061	$ 75,681	$ 75,760	$ 63,803	$ 73,738	$ 46,935	$ 44,802
349	**Total Customer Related O&M**	**Misc. Sales Expenses**		**$ 794,037**	**$ 830,195**	**$ 810,824**	**$ 776,884**	**$ 813,402**	**$ 775,883**	**$ 737,402**
350										
351										
352	**Administrative & General Expenses**									
353										
354	**Administrative & General Expenses - Operation:**									
355	Administrative & General Salaries									
356	A_6010110-Labor Exempt ST	Administrative & General Salaries	920	$ 522,121	$ 629,904	$ 549,003	$ 572,242	$ 597,209	$ 526,885	$ 563,476
357	A_6010130-Labor Exempt NonProd	Administrative & General Salaries	920	$ 184,931	$ 38,522	$ 120,449	$ 103,167	$ 114,842	$ 126,134	$ 70,043
358	A_6010210-Labor NonExm ST	Administrative & General Salaries	920	$ 29,855	$ 50,978	$ 39,902	$ 39,899	$ 37,994	$ 31,983	$ 38,675
359	A_6010220-Labor NonExm OT	Administrative & General Salaries	920	$ 740	$ 5,842	$ 15	$ 918	$ 3,354	$ 510	$ 2,001
360	A_6010230-Labor NonExm NonProd	Administrative & General Salaries	920	$ 20,560	$ (1,874)	$ 8,205	$ 6,407	$ 5,404	$ 8,998	$ 2,557
361	A_6010400-Labor Severance	Administrative & General Salaries	920	$ -	$ -	$ -	$ 38,750	$ -	$ -	$ -
362	A_6010910-Labor OffCycle Bonus	Administrative & General Salaries	920	$ 0	$ -	$ -	$ 10	$ -	$ 104,034	$ 15
363	A_6010990-Labor Seconded Empl	Administrative & General Salaries	920	$ 53,229	$ 34,940	$ 35,044	$ 34,697	$ 34,751	$ 93,693	$ 25,312
364	A_6018999-Labor Exp Reclass	Administrative & General Salaries	920	$ -	$ -	$ -	$ (1,650)	$ -	$ -	$ -
365	A_A6010000-1001/A6010000	Administrative & General Salaries	920	$ -	$ -	$ -	$ -	$ -	$ -	$ -
366	A_R6010000-1001/R6010000	Administrative & General Salaries	920	$ -	$ -	$ -	$ -	$ -	$ -	$ -
367	A_R6010010-1001/R6010010	Administrative & General Salaries	920	$ -	$ -	$ -	$ -	$ -	$ -	$ -
368	Total Administrative & General Salaries	Administrative & General Salaries	920	$ 811,436	$ 758,312	$ 752,618	$ 794,440	$ 793,554	$ 892,237	$ 702,079
369	**Total Administrative & General Operation Expenses**			**$ 811,436**	**$ 758,312**	**$ 752,618**	**$ 794,440**	**$ 793,554**	**$ 892,237**	**$ 702,079**
370										
371	**Administrative & General Expenses - Maintenance:**									
372	General Advertising/Misc. General Expenses									
373	A_6010110-Labor Exempt ST	General Advertising/Misc. General Expenses	930.2	$ 15,745	$ 20,590	$ 23,697	$ 26,928	$ 27,571	$ 21,979	$ 28,781
374	A_6010130-Labor Exempt NonProd	General Advertising/Misc. General Expenses	930.2	$ 1,885	$ (37)	$ 8,621	$ 3,791	$ 2,905	$ 4,675	$ 1,126
375	A_6010210-Labor NonExm ST	General Advertising/Misc. General Expenses	930.2	$ 331	$ 354	$ 1,061	$ 731	$ 778	$ 632	$ 631
376	A_6010220-Labor NonExm OT	General Advertising/Misc. General Expenses	930.2	$ -	$ 2	$ 124	$ 10	$ 24	$ 7	$ 85

NMGC Exhibit ECB-5
Page 563 of 596

NEW MEXICO GAS COMPANY, INC.

Labor Workpaper
Base Period - 12 Months Ending March 31, 2023
Future Test Year - 12 Months Ending September 30, 2025

	A	B	C	K	L	M	N	O	P
3	**Description**	**Account Name**	**FERC Acct**	**11/30/2022**	**12/31/2022**	**1/31/2023**	**2/28/2023**	**3/31/2023**	**Total Company Unadjusted Base Period**
4									
332	Misc. Sales Expenses	Demonstrating and Selling Expenses							
333	A_6010110-Labor Exempt ST	Demonstrating and Selling Expenses	912	$ 15,497	$ 11,446	$ 9,920	$ 10,357	$ 14,673	$ 143,361
334	A_6010130-Labor Exempt NonProd	Demonstrating and Selling Expenses	912	$ (1,350)	$ 2,701	$ 4,686	$ 2,921	$ 598	$ 25,830
335	A_6010210-Labor NonExm ST	Demonstrating and Selling Expenses	912	$ -	$ -	$ -	$ -	$ -	$ -
336	A_6010230-Labor NonExm NonProd	Demonstrating and Selling Expenses	912	$ -	$ -	$ -	$ -	$ -	$ -
337	A_6010910-Labor OffCycle Bonus	Demonstrating and Selling Expenses	912	$ -	$ -	$ -	$ -	$ -	$ -
338	A_6010990-Labor Seconded Empl	Demonstrating and Selling Expenses	912	$ -	$ -	$ -	$ -	$ -	$ 146,917
339	A_6018999-Labor Exp Reclass	Demonstrating and Selling Expenses	912	$ -	$ -	$ -	$ -	$ -	$ -
340	A_6010000-1001/A6010000	Demonstrating and Selling Expenses	912	$ -	$ -	$ 0	$ -	$ -	$ (339)
341	A_6010110-Labor Exempt ST	Misc. Sales Expenses	916	$ 28,165	$ 16,140	$ 24,863	$ 31,337	$ 32,850	$ 318,985
342	A_6010130-Labor Exempt NonProd	Misc. Sales Expenses	916	$ 4,623	$ 16,648	$ 9,124	$ (440)	$ 2,682	$ 70,468
343	A_6010210-Labor NonExm ST	Misc. Sales Expenses	916	$ -	$ -	$ -	$ -	$ -	$ -
344	A_6010220-Labor NonExm OT	Misc. Sales Expenses	916	$ -	$ -	$ -	$ -	$ -	$ -
345	A_6010230-Labor NonExm NonProd	Misc. Sales Expenses	916	$ -	$ -	$ -	$ -	$ -	$ -
346	A_6010910-Labor OffCycle Bonus	Misc. Sales Expenses	916	$ -	$ -	$ -	$ -	$ -	$ -
347	A_6010000-1001/A6010000	Misc. Sales Expenses	916	$ 0	$ -	$ -	$ -	$ 0	$ 0
348	Total Misc. Sales Expenses	Misc. Sales Expenses		$ 46,935	$ 46,935	$ 48,593	$ 44,176	$ 50,802	$ 705,222
349	**Total Customer Related O&M**	**Misc. Sales Expenses**		**$ 753,520**	**$ 758,449**	**$ 803,702**	**$ 754,454**	**$ 848,763**	**$ 9,457,514**
350									
351									
352	**Administrative & General Expenses**								
353									
354	**Administrative & General Expenses - Operation:**								
355	Administrative & General Salaries								
356	A_6010110-Labor Exempt ST	Administrative & General Salaries	920	$ 607,681	$ 398,632	$ 496,055	$ 614,130	$ 671,231	$ 6,748,568
357	A_6010130-Labor Exempt NonProd	Administrative & General Salaries	920	$ 52,977	$ 244,761	$ 157,575	$ 16,841	$ 54,535	$ 1,284,777
358	A_6010210-Labor NonExm ST	Administrative & General Salaries	920	$ 37,171	$ (148,009)	$ 238,143	$ 64,688	$ 57,926	$ 519,206
359	A_6010220-Labor NonExm OT	Administrative & General Salaries	920	$ 1,553	$ 2,213	$ 1,315	$ 1,580	$ 1,685	$ 21,726
360	A_6010230-Labor NonExm NonProd	Administrative & General Salaries	920	$ 3,118	$ 21,543	$ 24,147	$ 2,183	$ 379	$ 101,626
361	A_6010400-Labor Severance	Administrative & General Salaries	920	$ -	$ -	$ -	$ -	$ -	$ 38,750
362	A_6010910-Labor OffCycle Bonus	Administrative & General Salaries	920	$ -	$ -	$ 16,416	$ -	$ (167)	$ 120,307
363	A_6010990-Labor Seconded Empl	Administrative & General Salaries	920	$ 25,785	$ 24,724	$ 15,906	$ 16,246	$ 29,535	$ 423,863
364	A_6018999-Labor Exp Reclass	Administrative & General Salaries	920	$ -	$ 1,650	$ -	$ -	$ (70)	$ (70)
365	A_A6010000-1001/A6010000	Administrative & General Salaries	920	$ -	$ -	$ -	$ -	$ -	$ -
366	A_R6010000-1001/R6010000	Administrative & General Salaries	920	$ -	$ -	$ -	$ -	$ -	$ -
367	A_R6010010-1001/R6010010	Administrative & General Salaries	920	$ -	$ -	$ -	$ -	$ -	$ -
368	Total Administrative & General Salaries	Administrative & General Salaries	920	$ 728,285	$ 545,514	$ 949,557	$ 715,668	$ 815,054	$ 9,258,753
369	**Total Administrative & General Operation Expenses**			**$ 728,285**	**$ 545,514**	**$ 949,557**	**$ 715,668**	**$ 815,054**	**$ 9,258,753**
370									
371	**Administrative & General Expenses - Maintenance:**								
372	General Advertising/Misc. General Expenses								
373	A_6010110-Labor Exempt ST	General Advertising/Misc. General Expenses	930.2	$ 27,353	$ 9,523	$ 19,875	$ 22,239	$ 27,587	$ 271,867
374	A_6010130-Labor Exempt NonProd	General Advertising/Misc. General Expenses	930.2	$ 2,700	$ 8,374	$ 5,741	$ 91	$ 1,056	$ 40,929
375	A_6010210-Labor NonExm ST	General Advertising/Misc. General Expenses	930.2	$ 560	$ 387	$ 526	$ 569	$ 204	$ 6,765
376	A_6010220-Labor NonExm OT	General Advertising/Misc. General Expenses	930.2	$ 4	$ 38	$ 30	$ -	$ 2	$ 325

NMGC Exhibit ECB-5
Page 564 of 596

NEW MEXICO GAS COMPANY, INC.

Labor Workpaper
Base Period - 12 Months Ending March 31, 2023
Future Test Year - 12 Months Ending September 30, 2025

	A	B	C	Q	R	S	T	U	V
3	**Description**	**Account Name**	**FERC Acct**	**Removal of Severance and Intercompany Labor**	**Base Period Annualization at 5.50%**	**Base Period Vacancy Normalization(1)**	**Adjusted Base Period Labor**	**Linkage 1 Ending 3/31/2024 at 1.75%**	**Linkage 2 Ending 9/30/2024 at 1.72%**
4									
332	Misc. Sales Expenses	Demonstrating and Selling Expenses							
333	A_6010110-Labor Exempt ST	Demonstrating and Selling Expenses	912		$ 7,883	$ 11,457	$ 162,701	$ 165,548	$ 168,395
334	A_6010130-Labor Exempt NonProd	Demonstrating and Selling Expenses	912		$ 1,420	$ -	$ 27,251	$ 27,728	$ 28,204
335	A_6010210-Labor NonExm ST	Demonstrating and Selling Expenses	912		$ -	$ -	$ -	$ -	$ -
336	A_6010230-Labor NonExm NonProd	Demonstrating and Selling Expenses	912		$ -	$ -	$ -	$ -	$ -
337	A_6010910-Labor OffCycle Bonus	Demonstrating and Selling Expenses	912		$ -	$ -	$ -	$ -	$ -
338	A_6010990-Labor Seconded Empl	Demonstrating and Selling Expenses	912		$ 8,078	$ -	$ 154,995	$ 157,707	$ 160,420
339	A_6018999-Labor Exp Reclass	Demonstrating and Selling Expenses	912		$ -	$ -	$ -	$ -	$ -
340	A_6010000-1001/A6010000	Demonstrating and Selling Expenses	912		$ (19)	$ -	$ (358)	$ (364)	$ (371)
341	A_6010110-Labor Exempt ST	Misc. Sales Expenses	916		$ 17,540	$ 25,492	$ 362,016	$ 368,352	$ 374,687
342	A_6010130-Labor Exempt NonProd	Misc. Sales Expenses	916		$ 3,875	$ -	$ 74,343	$ 75,644	$ 76,945
343	A_6010210-Labor NonExm ST	Misc. Sales Expenses	916		$ -	$ -	$ -	$ -	$ -
344	A_6010220-Labor NonExm OT	Misc. Sales Expenses	916		$ -	$ -	$ -	$ -	$ -
345	A_6010230-Labor NonExm NonProd	Misc. Sales Expenses	916		$ -	$ -	$ -	$ -	$ -
346	A_6010910-Labor OffCycle Bonus	Misc. Sales Expenses	916		$ -	$ -	$ -	$ -	$ -
347	A_6010000-1001/A6010000	Misc. Sales Expenses	916		$ 0	$ -	$ 0	$ 0	$ 0
348	Total Misc. Sales Expenses	Misc. Sales Expenses		$ -	$ 38,777	$ 36,949	$ 780,948	$ 794,614	$ 808,281
349	**Total Customer Related O&M**	**Misc. Sales Expenses**		**$ -**	**$ 520,027**	**$ 441,727**	**$ 10,419,269**	**$ 10,601,606**	**$ 10,783,943**
350									
351									
352	**Administrative & General Expenses**								
353									
354	**Administrative & General Expenses - Operation:**								
355	Administrative & General Salaries								
356	A_6010110-Labor Exempt ST	Administrative & General Salaries	920		$ 371,074	$ 539,314	$ 7,658,956	$ 7,792,987	$ 7,927,019
357	A_6010130-Labor Exempt NonProd	Administrative & General Salaries	920		$ 70,644	$ -	$ 1,355,421	$ 1,379,141	$ 1,402,861
358	A_6010210-Labor NonExm ST	Administrative & General Salaries	920		$ 28,549	$ 41,492	$ 589,247	$ 599,559	$ 609,871
359	A_6010220-Labor NonExm OT	Administrative & General Salaries	920		$ 1,195	$ (4,663)	$ 18,257	$ 18,577	$ 18,896
360	A_6010230-Labor NonExm NonProd	Administrative & General Salaries	920		$ 5,588	$ -	$ 107,214	$ 109,090	$ 110,967
361	A_6010400-Labor Severance	Administrative & General Salaries	920	$ (38,750)	$ -	$ -	$ -	$ -	$ -
362	A_6010910-Labor OffCycle Bonus	Administrative & General Salaries	920		$ 6,615	$ -	$ 126,922	$ 129,143	$ 131,364
363	A_6010990-Labor Seconded Empl	Administrative & General Salaries	920		$ 23,306	$ -	$ 447,170	$ 454,995	$ 462,821
364	A_6018999-Labor Exp Reclass	Administrative & General Salaries	920		$ (4)	$ -	$ (74)	$ (75)	$ (77)
365	A_A6010000-1001/A6010000	Administrative & General Salaries	920		$ -	$ -	$ -	$ -	$ -
366	A_R6010000-1001/R6010000	Administrative & General Salaries	920		$ -	$ -	$ -	$ -	$ -
367	A_R6010010-1001/R6010010	Administrative & General Salaries	920		$ -	$ -	$ -	$ -	$ -
368	Total Administrative & General Salaries	Administrative & General Salaries	920	$ (38,750)	$ 506,967	$ 576,143	$ 10,303,113	$ 10,483,417	$ 10,663,722
369	**Total Administrative & General Operation Expenses**			**$ (38,750)**	**$ 506,967**	**$ 576,143**	**$ 10,303,113**	**$ 10,483,417**	**$ 10,663,722**
370									
371	**Administrative & General Expenses - Maintenance:**								
372	General Advertising/Misc. General Expenses								
373	A_6010110-Labor Exempt ST	General Advertising/Misc. General Expenses	930.2		$ 14,949	$ 21,726	$ 308,542	$ 313,942	$ 319,341
374	A_6010130-Labor Exempt NonProd	General Advertising/Misc. General Expenses	930.2		$ 2,251	$ -	$ 43,180	$ 43,935	$ 44,691
375	A_6010210-Labor NonExm ST	General Advertising/Misc. General Expenses	930.2		$ 372	$ 541	$ 7,677	$ 7,812	$ 7,946
376	A_6010220-Labor NonExm OT	General Advertising/Misc. General Expenses	930.2		$ 18	$ (70)	$ 273	$ 278	$ 283

NMGC Exhibit ECB-5
Page 565 of 596

NEW MEXICO GAS COMPANY, INC.

Labor Workpaper
Base Period - 12 Months Ending March 31, 2023
Future Test Year - 12 Months Ending September 30, 2025

	A	B	C	W	X	Y	Z	AA
3	Description	Account Name	FERC Acct	Test Year Adjustments	Future Test Year Ending 9/30/2025 at 11.23%		Adjusted Base and Test Periods Variance	Test Period to Adjusted Base Period Variance - %
4								
332	Misc. Sales Expenses	Demonstrating and Selling Expenses						
333	A_6010110-Labor Exempt ST	Demonstrating and Selling Expenses	912		$ 187,301		$ 208,328	128%
334	A_6010130-Labor Exempt NonProd	Demonstrating and Selling Expenses	912		$ 31,371		$ 34,893	128%
335	A_6010210-Labor NonExm ST	Demonstrating and Selling Expenses	912		$ -		$ -	
336	A_6010230-Labor NonExm NonProd	Demonstrating and Selling Expenses	912		$ -		$ -	
337	A_6010910-Labor OffCycle Bonus	Demonstrating and Selling Expenses	912		$ -		$ -	
338	A_6010990-Labor Seconded Empl	Demonstrating and Selling Expenses	912		$ 178,430		$ 198,461	128%
339	A_6018999-Labor Exp Reclass	Demonstrating and Selling Expenses	912		$ -		$ -	
340	A_6010000-1001/A6010000	Demonstrating and Selling Expenses	912		$ (412)		$ (458)	128%
341	A_6010110-Labor Exempt ST	Misc. Sales Expenses	916		$ 416,751		$ 54,735	15%
342	A_6010130-Labor Exempt NonProd	Misc. Sales Expenses	916		$ 85,583		$ 11,240	15%
343	A_6010210-Labor NonExm ST	Misc. Sales Expenses	916		$ -		$ -	
344	A_6010220-Labor NonExm OT	Misc. Sales Expenses	916		$ -		$ -	
345	A_6010230-Labor NonExm NonProd	Misc. Sales Expenses	916		$ -		$ -	
346	A_6010910-Labor OffCycle Bonus	Misc. Sales Expenses	916		$ -		$ -	
347	A_6010000-1001/A6010000	Misc. Sales Expenses	916		$ 0		$ 0	15%
348	Total Misc. Sales Expenses	Misc. Sales Expenses		$ -	$ 899,024		$ 507,199	65%
349	**Total Customer Related O&M**	**Misc. Sales Expenses**		**$ -**	**$ 11,994,616**		**$ 1,575,348**	**15%**
350								
351								
352	**Administrative & General Expenses**							
353								
354	**Administrative & General Expenses - Operation:**							
355	Administrative & General Salaries							
356	A_6010110-Labor Exempt ST	Administrative & General Salaries	920		$ 8,816,956		$ 1,158,000	15%
357	A_6010130-Labor Exempt NonProd	Administrative & General Salaries	920		$ 1,560,354		$ 204,934	15%
358	A_6010210-Labor NonExm ST	Administrative & General Salaries	920		$ 678,339		$ 89,092	15%
359	A_6010220-Labor NonExm OT	Administrative & General Salaries	920		$ 21,018		$ 2,760	15%
360	A_6010230-Labor NonExm NonProd	Administrative & General Salaries	920		$ 123,424		$ 16,210	15%
361	A_6010400-Labor Severance	Administrative & General Salaries	920		$ -		$ -	
362	A_6010910-Labor OffCycle Bonus	Administrative & General Salaries	920		$ 146,112		$ 19,190	15%
363	A_6010990-Labor Seconded Empl	Administrative & General Salaries	920		$ 514,780		$ 67,610	15%
364	A_6018999-Labor Exp Reclass	Administrative & General Salaries	920		$ (85)		$ (11)	15%
365	A_A6010000-1001/A6010000	Administrative & General Salaries	920		$ -		$ -	
366	A_R6010000-1001/R6010000	Administrative & General Salaries	920		$ -		$ -	
367	A_R6010010-1001/R6010010	Administrative & General Salaries	920		$ -		$ -	
368	Total Administrative & General Salaries	Administrative & General Salaries	920	$ -	$ 11,860,898		$ 1,557,785	15%
369	**Total Administrative & General Operation Expenses**			**$ -**	**$ 11,860,898**		**$ 1,557,785**	**15%**
370								
371	**Administrative & General Expenses - Maintenance:**							
372	General Advertising/Misc. General Expenses							
373	A_6010110-Labor Exempt ST	General Advertising/Misc. General Expenses	930.2		$ 355,192		$ 46,650	15%
374	A_6010130-Labor Exempt NonProd	General Advertising/Misc. General Expenses	930.2		$ 49,708		$ 6,529	15%
375	A_6010210-Labor NonExm ST	General Advertising/Misc. General Expenses	930.2		$ 8,838		$ 1,161	15%
376	A_6010220-Labor NonExm OT	General Advertising/Misc. General Expenses	930.2		$ 314		$ 41	15%

NMGC Exhibit ECB-5
Page 566 of 596

NEW MEXICO GAS COMPANY, INC.

Labor Workpaper
Base Period - 12 Months Ending March 31, 2023
Future Test Year - 12 Months Ending September 30, 2025

	A	B	C	D	E	F	G	H	I	J
3	**Description**	**Account Name**	**FERC Acct**	**4/30/2022**	**5/31/2022**	**6/30/2022**	**7/31/2022**	**8/31/2022**	**9/30/2022**	**10/31/2022**
4										
377	A_6010230-Labor NonExm NonProd	General Advertising/Misc. General Expenses	930.2	$ 41	$ (1)	$ 50	$ 35	$ (1)	$ 37	$ (11)
378	A_6010900-Labor Commissions	General Advertising/Misc. General Expenses	930.2	$ -	$ -	$ -	$ -	$ -	$ -	$ -
379	A_6010910-Labor OffCycle Bonus	General Advertising/Misc. General Expenses	930.2	$ -	$ 0	$ 676	$ 3	$ 0	$ 11	$ 173
380	A_6018999-Labor Exp Reclass	General Advertising/Misc. General Expenses	930.2	$ (26,389)	$ (26,389)	$ (26,389)	$ (26,389)	$ (26,389)	$ (26,389)	$ (26,389)
381	A_A6010000-1001/A6010000	General Advertising/Misc. General Expenses	930.2	$ -	$ -	$ -	$ -	$ -	$ -	$ -
382	A_R6010000-1001/R6010000	General Advertising/Misc. General Expenses	930.2	$ -	$ -	$ -	$ -	$ -	$ -	$ -
383	A_R6010010-1001/R6010010	General Advertising/Misc. General Expenses	930.2	$ -	$ -	$ -	$ -	$ -	$ -	$ -
384	Total General Advertising/Misc. General Expenses	General Advertising/Misc. General Expenses	930.2	$ (8,388)	$ (5,480)	$ 7,840	$ 5,110	$ 4,889	$ 951	$ 4,395
385	Total Administrative & General Maintenance Expenses			$ (8,388)	$ (5,480)	$ 7,840	$ 5,110	$ 4,889	$ 951	$ 4,395
386										
387	Total Administrative & General Expenses			$ 803,047	$ 752,832	$ 760,458	$ 799,549	$ 798,442	$ 893,188	$ 706,474
388										
389	**Total Operations and Maintenance Expenses**			**$ 3,665,897**	**$ 3,724,313**	**$ 3,657,295**	**$ 3,683,671**	**$ 3,865,505**	**$ 3,869,453**	**$ 3,623,847**
390										
391	**Total Labor Expense ST**									
392	**Total Labor Expense OT**									
393										
394	A_6790310-A&G Alloc to Capital	Administrative & General Expenses	922	-	-	-	-	-	-	-
395										
396	Source or Reference:			WP 2 OM 630 Sched H1 OM Summary	WP 2 OM 630 Sched H1 OM Summary	WP 2 OM 630 Sched H1 OM Summary	WP 2 OM 630 Sched H1 OM Summary	WP 2 OM 630 Sched H1 OM Summary	WP 2 OM 630 Sched H1 OM Summary	WP 2 OM 630 Sched H1 OM Summary
397										
398	**Notes:**									
399	(1) Amount includes merit increases and considers impact to Administrative and General Expenses--Credit based on results of A&G Capitalization.									
400										

NMGC Exhibit ECB-5
Page 567 of 596

NEW MEXICO GAS COMPANY, INC.

Labor Workpaper
Base Period - 12 Months Ending March 31, 2023
Future Test Year - 12 Months Ending September 30, 2025

	A	B	C	K	L	M	N	O	P
3	**Description**	**Account Name**	**FERC Acct**	**11/30/2022**	**12/31/2022**	**1/31/2023**	**2/28/2023**	**3/31/2023**	**Total Company Unadjusted Base Period**
4									
377	A_6010230-Labor NonExm NonProd	General Advertising/Misc. General Expenses	930.2	$ 2	$ 154	$ 58	$ 246	$ 1	$ 609
378	A_6010900-Labor Commissions	General Advertising/Misc. General Expenses	930.2	$ -	$ -	$ -	$ -	$ -	$ -
379	A_6010910-Labor OffCycle Bonus	General Advertising/Misc. General Expenses	930.2	$ 13	$ (80)	$ 22	$ -	$ 11	$ 829
380	A_6018999-Labor Exp Reclass	General Advertising/Misc. General Expenses	930.2	$ (26,389)	$ (26,389)	$ (26,389)	$ (5,967)	$ (16,178)	$ (286,035)
381	A_A6010000-1001/A6010000	General Advertising/Misc. General Expenses	930.2	$ -	$ -	$ -	$ -	$ -	$ -
382	A_R6010000-1001/R6010000	General Advertising/Misc. General Expenses	930.2	$ -	$ -	$ -	$ -	$ -	$ -
383	A_R6010010-1001/R6010010	General Advertising/Misc. General Expenses	930.2	$ -	$ -	$ -	$ -	$ -	$ -
384	Total General Advertising/Misc. General Expenses	General Advertising/Misc. General Expenses	930.2	$ 4,243	$ (7,993)	$ (137)	$ 17,177	$ 12,683	$ 35,289
385	Total Administrative & General Maintenance Expenses			$ 4,243	$ (7,993)	$ (137)	$ 17,177	$ 12,683	$ 35,289
386									
387	Total Administrative & General Expenses			$ 732,528	$ 537,522	$ 949,419	$ 732,846	$ 827,737	$ 9,294,042
388									
389	**Total Operations and Maintenance Expenses**			**$ 3,764,959**	**$ 3,704,056**	**$ 4,198,491**	**$ 3,634,739**	**$ 4,143,365**	**$ 45,535,591**
390									
391	**Total Labor Expense ST**								**$ 33,727,628**
392	**Total Labor Expense OT**								**$ 4,535,489**
393									
394	A_6790310-A&G Alloc to Capital	Administrative & General Expenses	922	-	-	-	-	-	-
395									
396	Source or Reference:			WP 2 OM 630 Sched H1 OM Summary	WP 2 OM 630 Sched H1 OM Summary	WP 2 OM 630 Sched H1 OM Summary	WP 2 OM 630 Sched H1 OM Summary	WP 2 OM 630 Sched H1 OM Summary	Sum of Columns D through O
397									
398	**Notes:**								
399	(1) Amount includes merit increases and considers impact to Administrative and General Expenses--Credit based on results of A&G Capitalization.								
400									

NMGC Exhibit ECB-5
Page 568 of 596

NEW MEXICO GAS COMPANY, INC.

Labor Workpaper
Base Period - 12 Months Ending March 31, 2023
Future Test Year - 12 Months Ending September 30, 2025

	A	B	C	Q	R	S	T	U	V
3	**Description**	**Account Name**	**FERC Acct**	**Removal of Severance and Intercompany Labor**	**Base Period Annualization at 5.50%**	**Base Period Vacancy Normalization(1)**	**Adjusted Base Period Labor**	**Linkage 1 Ending 3/31/2024 at 1.75%**	**Linkage 2 Ending 9/30/2024 at 1.72%**
4									
377	A_6010230-Labor NonExm NonProd	General Advertising/Misc. General Expenses	930.2		$ 34	$ -	$ 643	$ 654	$ 665
378	A_6010900-Labor Commissions	General Advertising/Misc. General Expenses	930.2		$ -	$ -	$ -	$ -	$ -
379	A_6010910-Labor OffCycle Bonus	General Advertising/Misc. General Expenses	930.2		$ 46	$ -	$ 874	$ 889	$ 905
380	A_6018999-Labor Exp Reclass	General Advertising/Misc. General Expenses	930.2	$ (8,081)	$ (16,172)	$ -	$ (310,288)	$ (315,718)	$ (321,148)
381	A_A6010000-1001/A6010000	General Advertising/Misc. General Expenses	930.2		$ -	$ -	$ -	$ -	$ -
382	A_R6010000-1001/R6010000	General Advertising/Misc. General Expenses	930.2		$ -	$ -	$ -	$ -	$ -
383	A_R6010010-1001/R6010010	General Advertising/Misc. General Expenses	930.2		$ -	$ -	$ -	$ -	$ -
384	Total General Advertising/Misc. General Expenses	General Advertising/Misc. General Expenses	930.2	$ (8,081)	$ 1,496	$ 22,197	$ 50,902	$ 51,792	$ 52,683
385	Total Administrative & General Maintenance Expenses			$ (8,081)	$ 1,496	$ 22,197	$ 50,902	$ 51,792	$ 52,683
386									
387	Total Administrative & General Expenses			$ (46,831)	$ 508,463	$ 598,340	$ 10,354,014	$ 10,535,209	$ 10,716,405
388									
389	**Total Operations and Maintenance Expenses**			**$ (51,831)**	**$ 2,500,951**	**$ 1,721,860**	**$ 49,706,571**	**$ 50,576,436**	**$ 51,446,301**
390									
391	**Total Labor Expense ST**								
392	**Total Labor Expense OT**								
393									
394	A_6790310-A&G Alloc to Capital	Administrative & General Expenses	922	23.9%		(143,003)	-	-	-
395									
396	Source or Reference:				(SUM of Column P through Column Q)* WP 1 Inputs OM - Gen Tax, Line 10	Cell Q387 * S394	Sum of Columns P through S	Column T * WP 1 Inputs OM - Gen Tax, Line 11	Column T * WP 1 Inputs OM - Gen Tax, Line 12
397									
398	**Notes:**								
399	(1) Amount includes merit increases and considers impact to Administrative and General Expenses--Credit based on results of A&G Capitalization.								
400									

NMGC Exhibit ECB-5
Page 569 of 596

NEW MEXICO GAS COMPANY, INC.

Labor Workpaper
Base Period - 12 Months Ending March 31, 2023
Future Test Year - 12 Months Ending September 30, 2025

	A	B	C	W	X	Y	Z	AA
3	Description	Account Name	FERC Acct	Test Year Adjustments	Future Test Year Ending 9/30/2025 at 11.23%		Adjusted Base and Test Periods Variance	Test Period to Adjusted Base Period Variance - %
4								
377	A_6010230-Labor NonExm NonProd	General Advertising/Misc. General Expenses	930.2		$ 740		$ 97	15%
378	A_6010900-Labor Commissions	General Advertising/Misc. General Expenses	930.2		$ -		$ -	
379	A_6010910-Labor OffCycle Bonus	General Advertising/Misc. General Expenses	930.2		$ 1,006		$ 132	15%
380	A_6018999-Labor Exp Reclass	General Advertising/Misc. General Expenses	930.2		$ (357,202)		$ (46,914)	15%
381	A_A6010000-1001/A6010000	General Advertising/Misc. General Expenses	930.2		$ -		$ -	
382	A_R6010000-1001/R6010000	General Advertising/Misc. General Expenses	930.2		$ -		$ -	
383	A_R6010010-1001/R6010010	General Advertising/Misc. General Expenses	930.2		$ -		$ -	
384	Total General Advertising/Misc. General Expenses	General Advertising/Misc. General Expenses	930.2	$ -	$ 58,598		$ 7,696	15%
385	Total Administrative & General Maintenance Expenses			$ -	$ 58,598		$ 7,696	15%
386								
387	Total Administrative & General Expenses			$ -	$ 11,919,495		$ 1,565,481	15%
388								
389	**Total Operations and Maintenance Expenses**			**$ -**	**$ 57,221,985**		**$ 7,515,414**	**15%**
390								
391	**Total Labor Expense ST**							
392	**Total Labor Expense OT**							
393								
394	A_6790310-A&G Alloc to Capital	Administrative & General Expenses	922	-	$ -		$ -	
395								
396	Source or Reference:				Column V * WP 1 Inputs OM - Gen Tax, Line 13 Plus Column W		Column x - Column T	
397								
398	**Notes:**							
399	(1) Amount includes merit increases and considers impact to Administrative and General Expenses--Credit based on results of A&G Capitalization.							
400								

23-00255-UT-2023-09-14-NMGC-2023-Rate-Case

NMGC Exhibit ECB-5
Page 570 of 596

NEW MEXICO GAS COMPANY, INC.

Payroll
Base Period - 12 Months Ending March 31, 2023
Future Test Year - 12 Months Ending September 30, 2025

	A	B	C	D	E	F	G	H	I	J	K	L	M	N	O	P
3		**Description (1)**	**Total Company Unadjusted Base Period Ending 3/31/2023**	**Removal of Severances**	**%**	**STIP and LTIP Base Period Adjustments**	**Base Period Wage Annualization**	**Base Period Vacancy Adjustment**	**Adjusted Base Period**	**Annual Merit and Incentive Adjustments**	**Linkage 1 Ending 3/31/2024**	**Annual Merit Increase and Incentive Adjustments**	**Linkage 2 Ending 9/30/2024**	**Annual Merit and Incentive Adjustments**	**Future Test Year Adjustments**	**Adjusted Future Test Year Ending 9/30/2025**
4		Asset	$ 1,945,645		3.16%		$ 106,982		$ 2,052,627	$ 35,921	$ 2,088,548	$ 35,921	$ 2,124,469	$ 238,506	$ -	$ 2,362,975
5		Capital	$ 13,876,681		22.53%		$ 763,017		$ 14,639,698	$ 256,195	$ 14,895,893	$ 256,195	$ 15,152,088	$ 1,701,068	$ -	$ 16,853,156
6		**Total Balance Sheet Base Wages**	**$ 15,822,325**		**25.69%**		**$ 870,000**	**$ -**	**$ 16,692,325**	**$ 292,116**	**$ 16,984,441**	**$ 292,116**	**$ 17,276,557**	**$ 1,939,575**		**$ 19,216,131**
7																
8		Other Gas Supply	$ 1,006,446		1.63%		$ 55,340	$ 64,771	$ 1,126,558	$ 19,715	$ 1,146,272	$ 19,715	$ 1,165,987	$ 130,901	-	$ 1,296,888
9		Transmission Expense	$ 2,930,836		4.76%		$ 161,154	$ 104,145	$ 3,196,135	$ 55,932	$ 3,252,067	$ 55,932	$ 3,308,000	$ 371,377	-	$ 3,679,377
10		Distribution Expense	$ 22,846,752	$ (5,000)	37.09%		$ 1,255,967	$ 512,876	$ 24,610,595	$ 430,685	$ 25,041,280	$ 430,685	$ 25,471,966	$ 2,859,643	-	$ 28,331,608
11		Customer-Related Expense	$ 9,457,514		15.36%		$ 520,027	$ 441,727	$ 10,419,269	$ 182,337	$ 10,601,606	$ 182,337	$ 10,783,943	$ 1,210,673	-	$ 11,994,616
12		Admin and General Expense	$ 9,294,042	$ (46,831)	15.01%		$ 508,463	$ 598,340	$ 10,354,014	$ 181,195	$ 10,535,209	$ 181,195	$ 10,716,405	$ 1,203,091	-	$ 11,919,495
13		**Total O&M Base Wages**	**$ 45,535,591**	**$ (51,831)**	**73.85%**		**$ 2,500,951**	**$ 1,721,860**	**$ 49,706,571**	**$ 869,865**	**$ 50,576,436**	**$ 869,865**	**$ 51,446,301**	**$ 5,775,684**	**$ -**	**$ 57,221,985**
14																
15		Other Income	$ 283,086		0.46%		$ 15,566		$ 298,651	$ 5,226	$ 303,878	$ 5,226	$ 309,104	$ 34,702		$ 343,806
16		Other Deductions	$ -		0.00%		$ -		$ -	$ -	$ -	$ -	$ -	$ -		$ -
17		**Total Other Base Wages**	**$ 283,086**	**$ -**	**0.46%**		**$ 15,566**	**$ -**	**$ 298,651**	**$ 5,226**	**$ 303,878**	**$ 5,226**	**$ 309,104**	**$ 34,702**	**$ -**	**$ 343,806**
18																
19		**Total Base Wages**	**$ 61,641,002**	**$ (51,831)**	**100.0%**		**$ 3,386,516**	**$ 1,721,860**	**$ 66,697,547**	**$ 1,167,207**	**$ 67,864,754**	**$ 1,167,207**	**$ 69,031,961**	**$ 7,749,961**	**$ -**	**$ 76,781,922**
20																
21		Other Compensation														
22		A&G Expense - STIP (2)	$ 6,932,571			$ (1,670,972)		$ 309,021	$ 5,570,620	$ 97,486	$ 5,668,106	$ 97,486	$ 5,765,592	$ 647,281	$ -	$ 6,412,873
23		A&G Expense - LTIP (2)	$ 1,410,862			$ (1,410,862)		$ -	$ -		$ -		$ -		$ -	$ -
24		**Total Compensation**	**$ 69,984,435**	**$ (51,831)**		**$ (3,081,834)**	**$ 3,386,516**	**$ 2,030,881**	**$ 72,268,167**	**$ 1,264,693**	**$ 73,532,860**	**$ 1,264,693**	**$ 74,797,553**	**$ 8,397,242**	**$ -**	**$ 83,194,795**
25																
26																
27		**Notes:**														
28		(1) Some of these data points are hard-coded. Please submit a data request if parties would like to see support.														
29																

NMGC Exhibit ECB-5
Page 571 of 596

NEW MEXICO GAS COMPANY, INC.

401k Match
Base Period - 12 Months Ending March 31, 2023
Future Test Year - 12 Months Ending September 30, 2025

	A	B	C	D	E	F	G	H	I
5		**Description (1)**	**Total Company Unadjusted Base Period Ending 3/31/2023**	**Removal of Severances**	**STIP Base Period Adjustments**	**Base Period Wage Annualization**	**Base Period Vacancy Adjustment**	**Adjusted Base Period**	**Annual Merit and Incentive Increase Adjustments**
6									
7		**401K Match Calculations:**							
8									
9		Base Period Compensation, excluding LTIP (1) (2)	$ 68,573,573	$ (51,831)	$ (1,670,972)	$ 3,386,516	$ 2,030,881	$ 72,268,167	$ 1,264,693
10									
11		Net Compensation	$ 68,573,573	$ (51,831)	$ (1,670,972)	$ 3,386,516	$ 2,030,881	$ 72,268,167	$ 1,264,693
12									
13		401K Match Percent (see below)	2.88%	2.88%	2.88%	2.88%	2.88%	2.88%	2.88%
14									
15		401K Match Expense	$ 1,973,512	$ (1,492)	$ (48,090)	$ 97,462	$ 58,448	$ 2,079,840	$ 36,397
16									
17									
18									
19		**Calculation of 401K Match Percent**							
20									
21		Base Period 401K Match (1)	1,973,512						
22									
23		Base Period Compensation, excluding LTIP	68,573,573						
24									
25		Base Period Percentage of 401K to Total Comp	2.88%						
26									
27		**Notes:**							
28		(1) Compensation data comes from Rule 630 Schedule H-4, Workpaper H-4.1							
29		(2) LTIP Compensation is not eligible for 401K match and is therefore excluded from the calculation of 401K Match Percent							

NMGC Exhibit ECB-5
Page 572 of 596

NEW MEXICO GAS COMPANY, INC.

401k Match
Base Period - 12 Months Ending March 31, 2023
Future Test Year - 12 Months Ending September 30, 2025

	A	B	J	K	L	M	N	O	P
5		**Description (1)**	**Linkage 1 Ending 3/31/2024**	**Annual Merit Increase Adjustment**	**Linkage 2 Ending 9/30/2024**	**Annual Merit Increase Adjustment**	**Placeholder**	**Adjusted Future Test Year Ending 9/30/2025**	**Reference**
6									
7		**401K Match Calculations:**							
8									
9		Base Period Compensation, excluding LTIP (1) (2)	$ 73,532,860	$ 1,264,693	$ 74,797,553	$ 8,397,242	$ -	$ 83,194,795	630 Schedule H-4.1
10									
11		Net Compensation	$ 73,532,860	$ 1,264,693	$ 74,797,553	$ 8,397,242	$ -	$ 83,194,795	Sum Line 9
12									
13		401K Match Percent (see below)	2.88%	2.88%	2.88%	2.88%	2.88%	2.88%	Line 25
14									
15		401K Match Expense	$ 2,116,237	$ 36,397	$ 2,152,634	$ 241,668	$ -	$ 2,394,303	Line 11 * Line 13
16									
17									
18									
19		**Calculation of 401K Match Percent**							
20									
21		Base Period 401K Match (1)							WP 7 OM 401K
22									
23		Base Period Compensation, excluding LTIP							630 Schedule H-4.1 Line
24									
25		Base Period Percentage of 401K to Total Comp							Line 21 / Line 23
26									
27		**Notes:**							
28		(1) Compensation data comes from Rule 630 Schedule H-							
29		(2) LTIP Compensation is not eligible for 401K match and							

23-00255-UT-2023-09-14-NMGC-2023-Rate-Case

NMGC Exhibit ECB-5
Page 573 of 596

NEW MEXICO GAS COMPANY, INC.

H-4 Base Period
Base Period - 12 Months Ending March 31, 2023
Future Test Year - 12 Months Ending September 30, 2025

	A	B	C	D	E	F
1						
2		**Payroll**	**Payroll**	**Pension &**	**Total**	**Reference**
3	**Description**	**Distribution**	**Taxes**	**Benefits**	**Amount**	
4					E = B + C + D	
5	**Operations and Maintenance Expenses**					
6						
7	Production Manufactured Gas	$ -	$ -	$ -	$ -	Books & Records
8	Production & Gathering	$ -	$ -	$ -	$ -	Books & Records
9	Other Gas Supply	$ 1,006,446	$ -	$ -	$ 1,006,446	WP 5 OM 630 Schedule H-4 Labor
10	Underground Storage	$ -	$ -	$ -	$ -	Books & Records
11	Transmission	$ 2,930,836	$ -	$ -	$ 2,930,836	WP 5 OM 630 Schedule H-4 Labor
12	Distribution	$ 22,846,752	$ -	$ -	$ 22,846,752	WP 5 OM 630 Schedule H-4 Labor
13	Customer Accounts	$ 8,752,292	$ -	$ -	$ 8,752,292	WP 5 OM 630 Schedule H-4 Labor
14	Customer Service & Info	$ -	$ -	$ -	$ -	Books & Records
15	Sales	$ 705,222	$ -	$ -	$ 705,222	WP 5 OM 630 Schedule H-4 Labor
16	A&G	$ 9,294,042	$ -	$ 13,901,156	$ 23,195,198	WP 5 OM 630 Schedule H-4 Labor
17						
18	**Total O&M**	**$ 45,535,591**	**$ -**	**$ 13,901,156**	**$ 59,436,747**	**Sum of Lines 7 through 17**
19						
20						
21	**Taxes Other Than Income**					
22						
23	Payroll taxes (FICA, Medicare, FUTA, SUTA)	$ -	$ 4,978,310	$ -	$ 4,978,310	630 Schedule H-8
24	Payroll Taxes reclassified to balance sheet	$ -	$ (600,555)	$ -	$ (600,555)	630 Schedule H-8
25	**Net Payroll Taxes**	**$ -**	**$ 4,377,755**	**$ -**	**$ 4,377,755**	**Line 23 + Line 24**
26						
27	**TOTAL**	**$ 45,535,591**	**$ 4,377,755**	**$ 13,901,156**	**$ 63,814,501**	**Line 18 + Line 25**

NMGC Exhibit ECB-5
Page 574 of 596

Sponsored by NMGC Witness Erik C. Buchanan

NEW MEXICO GAS COMPANY, INC.

Payroll Distribution and Associated Taxes, Employee Benefits and Pensions
Base Period - 12 Months Ending March 31, 2023
Future Test Year - 12 Months Ending September 30, 2025

	A	B	C	D	E	F	G	H	I	J
1										
2										
3	**Description**	**Total Company Unadjusted Base Period Ending 3/31/2023**	**Base Period Adjustments**	**Total Company Adjusted Base Period**	**Linkage 1 Ending 3/31/2024**	**Linkage 2 Ending 9/30/2024**	**Future Test Year Ending 9/30/2025**	**Future Test Year Adjustments**	**Adjusted Future Test Year Ending 9/30/2025**	**Reference**
4										
5	Payroll Distribution	$ 45,535,591	$ 4,170,980	$ 49,706,571	$ 50,576,436	$ 51,446,301	$ 57,221,985		$ 57,221,985	630 Schedule H-4.1, 630 Schedule H-4.3
6										
7	Short Term Incentive Plan (STIP)	$ 6,932,571	$ (1,361,951)	$ 5,570,620	$ 5,668,106	$ 5,765,592	$ 6,412,873		$ 6,412,873	630 Schedule H-4.1
8										
9	Payroll Taxes	$ 4,377,755	$ (369,650)	$ 4,008,104	$ 4,047,335	$ 4,116,945	$ 4,579,139		$ 4,579,139	630 Schedule H-4.3, WP 3 GT Payroll Tax
10										
11	Pension & Benefits	$ 13,901,156	$ (2,720,997)	$ 11,180,159	$ 10,723,641	$ 11,232,100	$ 13,059,773		$ 13,059,773	See Footnote (1) below
12										
13	Total	$ 70,747,072	$ (281,619)	$ 70,465,453	$ 71,015,518	$ 72,560,937	$ 81,273,770	$ -	$ 81,273,770	
14										
15	**Notes:**									
16	(1) Summary of adjustments and other support for Pension and Benefits:									
17										
18	**Account 926**	**Total Company Unadjusted Base Period Ending 3/31/2023**	**Base Period Adjustments**	**Total Company Adjusted Base Period**	**Linkage 1 Ending 3/31/2024**	**Linkage 2 Ending 9/30/2024**	**Future Test Year Ending 9/30/2025**	**Future Test Year Adjustments**	**Adjusted Future Test Year Ending 9/30/2025**	
19	Medical	$ 6,940,378	$ (398,074)	$ 6,542,304	$ 6,908,150	$ 7,217,697	$ 8,413,695		$ 8,413,695	WP 2 OM 630 Sched H1 OM Summary
20	Pension	$ 2,367,202	$ (100,381)	$ 2,266,820	$ 1,799,768	$ 1,886,830	$ 2,014,862		$ 2,014,862	WP 2 OM 630 Sched H1 OM Summary
21	401K fixed match	$ 1,973,512	$ 106,328	$ 2,079,840	$ 2,116,237	$ 2,152,634	$ 2,394,303		$ 2,394,303	WP 2 OM 630 Sched H1 OM Summary
22	Retiree Medical Expense	$ (538,401)	$ 103,095	$ (435,306)	$ (824,996)	$ (761,572)	$ (518,739)		$ (518,739)	WP 2 OM 630 Sched H1 OM Summary
23	401K Performance Match	$ 493,104	$ (493,104)	$ -	$ -	$ -	$ -		$ -	WP 2 OM 630 Sched H1 OM Summary
24	LTIP/Stock	$ 1,453,488	$ (1,453,488)	$ -	$ -	$ -	$ -		$ -	WP 2 OM 630 Sched H1 OM Summary
25	Other	$ 1,211,874	$ (485,374)	$ 726,500	$ 724,482	$ 736,511	$ 755,652		$ 755,652	
26	**Total FERC 926**	**$ 13,901,156**	**$ (2,720,997)**	**$ 11,180,159**	**$ 10,723,641**	**$ 11,232,100**	**$ 13,059,773**	**$ -**	**$ 13,059,773**	**WP 2 OM 630 Sched H1 OM Summary**
27										

NMGC Exhibit ECB-5
Page 575 of 596

NEW MEXICO GAS COMPANY, INC.

Incentive Compensation
Base Period - 12 Months Ending March 31, 2023
Future Test Year - 12 Months Ending September 30, 2025

	A	B	C	D	E	F	G	H	I	J	K	L
1	Description (1)	FERC Acct	Total Company Unadjusted Base Period Ending 3/31/2023	Base Period Target Adjustment	Base Period Vacancy Adjustment	Adjusted Base Period	Linkage 1 Ending 3/31/2024	Linkage 2 Ending 9/30/2024	Future Test Year Ending 9/30/2025	Future Test Year Adjustments	Adjusted Future Test Year Ending 9/30/2025	Reference
2						E = C through D					K = I + J	
3												
4	A_6020900-Employee Incentive	920	$ 6,932,571	$ (1,670,972)	$ 309,021	$ 5,570,620	$ 5,668,106	$ 5,765,592	$ 6,412,873		$ 6,412,873	WP 2 OM 630 Sched H1 OM Summary
5	**Total Administrative & General Salaries**	**920**	**$ 6,932,571**	**$ (1,670,972)**	**$ 309,021**	**$ 5,570,620**	**$ 5,668,106**	**$ 5,765,592**	**$ 6,412,873**	**$ -**	**$ 6,412,873**	**Sum line 4**
6												
7	A_6020100-LT Incentive Exp	926	$ 1,453,488	$ (1,453,488)	$ -	$ -	$ -	$ -	$ -		$ -	WP 2 OM 630 Sched H1 OM Summary
8	A_6020101-Employee Def Comp	926	$ (42,626)	$ 42,626	$ -	$ -	$ -	$ -	$ -		$ -	WP 2 OM 630 Sched H1 OM Summary
9	**Total Employee Pensions and Benefits**	**926**	**$ 1,410,862**	**$ (1,410,862)**	**$ -**	**$ -**	**$ -**	**$ -**	**$ -**	**$ -**	**$ -**	**Sum lines 8, 9**
10												
11	**Total Incentive Compensation**		**$ 8,343,433**	**$ (3,081,834)**	**$ 309,021**	**$ 5,570,620**	**$ 5,668,106**	**$ 5,765,592**	**$ 6,412,873**	**$ -**	**$ 6,412,873**	**Sum line 5, 9**
12												
13												
14												
15	Source or Reference:		WP 2 OM 630 Sched H1 OM Summary		Specific Input	Specific Input	Labor Escalation	Labor Escalation	Labor Escalation	Specific Input		
16	Witness:			NMGC Witnesses Buchanan and Wilcox	NMGC Witnesses Buchanan and Wilcox	NMGC Witnesses Buchanan and Wilcox	NMGC Witnesses Buchanan and Wilcox	NMGC Witnesses Buchanan and Wilcox	NMGC Witnesses Buchanan and Wilcox	NMGC Witnesses Buchanan and Wilcox	NMGC Witnesses Buchanan and Wilcox	
17												
18												
19	**Notes:**											
20	(1) Some of these values are hard coded . Please submit a data request for adjustments.											
21												

NMGC Exhibit ECB-5
Page 576 of 596

NEW MEXICO GAS COMPANY, INC.

401k Match Calculation
Base Period - 12 Months Ending March 31, 2023
Future Test Year - 12 Months Ending September 30, 2025

	B	C	D	E	F	G	H	I	J	K	L	M	N	O	P
5	**Description (1)**	**Total Company Unadjusted Base Period Ending 3/31/2023**	**Removal of Severances**	**STIP Base Period Adjustments**	**Base Period Wage Annualization**	**Base Period Vacancy Adjustment**	**Adjusted Base Period**	**Annual Merit and Incentive Adjustments**	**Linkage 1 Ending 3/31/2024**	**Annual Merit and Incentive Adjustments**	**Linkage 2 Ending 9/30/2024**	**Annual Merit and Incentive Adjustments**	**Placeholder**	**Adjusted Future Test Year Ending 9/30/2025**	**Reference**
6							H = Sum of C through G								
7	**401K Match Calculations:**														
8															
9	Base Period Compensation, excluding LTIP (1)(2)	$ 68,573,573	$ (51,831)	$ (1,670,972)	$ 3,386,516	$ 2,030,881	$ 72,268,167	$ 1,264,693	$ 73,532,860	$ 1,264,693	$ 74,797,553	$ 8,397,242	$ -	$ 83,194,795	630 Schedule H-4 Labor, 630 Schedule H-4.2, WP 6 OM Incentive Comp
10															
11	Net Compensation	$ 68,573,573	$ (51,831)	$ (1,670,972)	$ 3,386,516	$ 2,030,881	$ 72,268,167	$ 1,264,693	$ 73,532,860	$ 1,264,693	$ 74,797,553	$ 8,397,242	$ -	$ 83,194,795	Sum Row 9
12															
13	401K Match Percent (see below)	2.88%	2.88%	2.88%	2.88%	2.88%	2.88%	2.88%	2.88%	2.88%	2.88%	2.88%	2.88%	2.88%	Line 25
14															
15	**401K Match Expense**	**$ 1,973,512**	**$ (1,492)**	**$ (48,090)**	**$ 97,462**	**$ 58,448**	**$ 2,079,840**	**$ 36,397**	**$ 2,116,237**	**$ 36,397**	**$ 2,152,634**	**$ 241,668**	**$ -**	**$ 2,394,303**	**Line 11 * 13**
16															
17															
18															
19	**Calculation of 401K Match Percent**														
20	A_6020130-Emplr 401KFixed Mtch														
21	Base Period 401K Match	$ 1,973,512													WP 2 OM 630 Sched H1 OM Summary
22															
23	Base Period Compensation, excluding LTIP (1)(2)	$ 68,573,573													630 Schedule H-4.2
24															
25	Base Period Percentage of 401K to Total Comp	2.88%													line 21 / line 23
26															
27															
28															
29															
30															
31															
32															
33	**Notes:**														
34	(1) Compensation data comes from Rule 630 Schedule H-4, Workpaper H-4.1														
35	(2) LTIP Compensation is not eligible for 401K match and is therefore excluded from the calculation of 401K Match Percent														

NMGC Exhibit ECB-5
Page 577 of 596

NEW MEXICO GAS COMPANY, INC.

Property Taxes
Base Period - 12 Months Ending March 31, 2023
Future Test Year - 12 Months Ending September 30, 2025

	A	B	C	D	E	F	G	H	I
2	**Property Taxes (1)**	**Property Tax Functional Allocation**	**Base Period**	**Adjustments**	**Adjusted Base Period Total**	**Linkage Period Beginning Balance and Expense 3/31/2023**	**Balance and Expense 4/30/2023**	**Balance and Expense 5/31/2023**	**Balance and Expense 6/30/2023**
3									
4	Transmission Related % as of 6/30/21	36.58%							
5	Distribution Related % as of 6/30/21	50.98%							
6	G&I Related % as of 6/30/21	12.43%							
7	**Total**	**100.00%**							
8									
9	New Mexico Property Tax Allocation	95.00%							
10	Native American Possessory Interest Taxes Tax Allocation	5.00%							
11	**Total**	**100.00%**							
12									
13									
14	**Net Plant Balances - December of 1 Year Lag (2)**								
15	Transmission		315,566,641	-	315,566,641	$ 313,994,106	$ 313,994,106	$ 313,994,106	$ 313,994,106
16	Distribution		439,752,499	-	439,752,499	$ 431,273,093	$ 431,273,093	$ 431,273,093	$ 431,273,093
17	General		107,239,968	-	107,239,968	$ 105,229,933	$ 105,229,933	$ 105,229,933	$ 105,229,933
18	**Total**		**862,559,108**	**-**	**862,559,108**	**$ 850,497,132**	**$ 850,497,132**	**$ 850,497,132**	**$ 850,497,132**
19									
20									
21	**Remove Balances**								
22	303.1	Intangible Plant Software @ 20%				$ -	$ -	$ -	$ -
23	303.2	Intangible Plant Software @ 10%				$ -	$ -	$ -	$ -
24	303.3	Intangible Plant Software @ 6.67%				$ (25,094,478)	$ (25,094,478)	$ (25,094,478)	$ (25,094,478)
25	390.3	Struct & Imprv Business Ctr				$ (747,031)	$ (747,031)	$ (747,031)	$ (747,031)
26	390.4	Struct & Imprv Los Lunas Bl				$ (18,477)	$ (18,477)	$ (18,477)	$ (18,477)
27	390.6	Struct & Imprv Rio Rancho				$ -	$ -	$ -	$ -
28	390.8	Struct & Imprv SF Pymt Ctr				$ (12,494)	$ (12,494)	$ (12,494)	$ (12,494)
29	392	Transportation Equip Light				$ (6,089,494)	$ (6,089,494)	$ (6,089,494)	$ (6,089,494)
30	392.1	Transportation Equip Heavy				$ (7,026,802)	$ (7,026,802)	$ (7,026,802)	$ (7,026,802)
31	392.2	Transportation Equip Trailer				$ (1,819,517)	$ (1,819,517)	$ (1,819,517)	$ (1,819,517)
32	392.3	Transportation Equip Medium				$ (2,142,574)	$ (2,142,574)	$ (2,142,574)	$ (2,142,574)
33	392.4	Transp Equip Special Purpose				$ (4,584,532)	$ (4,584,532)	$ (4,584,532)	$ (4,584,532)
34	Total Balances to Remove From General Net Plant					$ (47,535,399)	$ (47,535,399)	$ (47,535,399)	$ (47,535,399)
35									
36	**Net Plant to Determine Tax (2)**								
37	Transmission					$ 313,994,106	$ 313,994,106	$ 313,994,106	$ 313,994,106
38	Distribution					$ 431,273,093	$ 431,273,093	$ 431,273,093	$ 431,273,093
39	General					$ 57,694,534	$ 57,694,534	$ 57,694,534	$ 57,694,534
40	**Total**					**$ 802,961,733**	**$ 802,961,733**	**$ 802,961,733**	**$ 802,961,733**
41									
42									
43	New Mexico Transmission Related		$ 2,541,439	$ (24,099)	$ 2,517,340	$ 289,946	$ 289,946	$ 289,946	$ 289,946
44	New Mexico Distribution Related		$ 3,541,579	$ (33,583)	$ 3,507,996	$ 398,242	$ 398,242	$ 398,242	$ 398,242
45	New Mexico General Related		$ 863,665	$ (8,190)	$ 855,475	$ 53,276	$ 53,276	$ 53,276	$ 53,276
46	Total New Mexico Property Taxes		$ 6,946,684	$ (65,872)	$ 6,880,812	$ 741,464	$ 741,464	$ 741,464	$ 741,464
47									
48	Native American Possessory Interest Taxes Transmission Related		$ 1,184,820	$ 55,814	$ 1,240,634	$ 74,181	$ 74,181	$ 74,181	$ 74,181
49	Native American Possessory Interest Taxes Distribution Related		$ 1,651,086	$ 77,779	$ 1,728,865	$ 101,888	$ 101,888	$ 101,888	$ 101,888
50	Native American Possessory Interest Taxes General Related		$ 402,641	$ 18,968	$ 421,608	$ 13,630	$ 13,630	$ 13,630	$ 13,630
51	Total Native American Possessory Interest Taxes Possessory Interest Taxes		$ 3,238,546	$ 152,561	$ 3,391,107	$ 189,700	$ 189,700	$ 189,700	$ 189,700

NMGC Exhibit ECB-5
Page 578 of 596

Sponsored by NMGC Witness Erik C. Buchanan

NEW MEXICO GAS COMPANY, INC.

Property Taxes
Base Period - 12 Months Ending March 31, 2023
Future Test Year - 12 Months Ending September 30, 2025

	A	B	J	K	L	M	N	O
2	**Property Taxes (1)**	**Property Tax Functional Allocation**	**Balance and Expense 7/31/2023**	**Balance and Expense 8/31/2023**	**Balance and Expense 9/30/2023**	**Balance and Expense 10/31/2023**	**Balance and Expense 11/30/2023**	**Balance and Expense 12/31/2023**
3								
4	Transmission Related % as of 6/30/21	36.58%						
5	Distribution Related % as of 6/30/21	50.98%						
6	G&I Related % as of 6/30/21	12.43%						
7	**Total**	**100.00%**						
8								
9	New Mexico Property Tax Allocation	95.00%						
10	Native American Possessory Interest Taxes Tax Allocation	5.00%						
11	**Total**	**100.00%**						
12								
13								
14	**Net Plant Balances - December of 1 Year Lag (2)**							
15	Transmission		$ 313,994,106	$ 313,994,106	$ 313,994,106	$ 313,994,106	$ 313,994,106	$ 313,994,106
16	Distribution		$ 431,273,093	$ 431,273,093	$ 431,273,093	$ 431,273,093	$ 431,273,093	$ 431,273,093
17	General		$ 105,229,933	$ 105,229,933	$ 105,229,933	$ 105,229,933	$ 105,229,933	$ 105,229,933
18	**Total**		**$ 850,497,132**	**$ 850,497,132**	**$ 850,497,132**	**$ 850,497,132**	**$ 850,497,132**	**$ 850,497,132**
19								
20								
21	**Remove Balances**							
22	303.1	Intangible Plant Software @ 20%	$ -	$ -	$ -	$ -	$ -	$ -
23	303.2	Intangible Plant Software @ 10%	$ -	$ -	$ -	$ -	$ -	$ -
24	303.3	Intangible Plant Software @ 6.67%	$ (25,094,478)	$ (25,094,478)	$ (25,094,478)	$ (25,094,478)	$ (25,094,478)	$ (25,094,478)
25	390.3	Struct & Imprv Business Ctr	$ (747,031)	$ (747,031)	$ (747,031)	$ (747,031)	$ (747,031)	$ (747,031)
26	390.4	Struct & Imprv Los Lunas Bl	$ (18,477)	$ (18,477)	$ (18,477)	$ (18,477)	$ (18,477)	$ (18,477)
27	390.6	Struct & Imprv Rio Rancho	$ -	$ -	$ -	$ -	$ -	$ -
28	390.8	Struct & Imprv SF Pymt Ctr	$ (12,494)	$ (12,494)	$ (12,494)	$ (12,494)	$ (12,494)	$ (12,494)
29	392	Transportation Equip Light	$ (6,089,494)	$ (6,089,494)	$ (6,089,494)	$ (6,089,494)	$ (6,089,494)	$ (6,089,494)
30	392.1	Transportation Equip Heavy	$ (7,026,802)	$ (7,026,802)	$ (7,026,802)	$ (7,026,802)	$ (7,026,802)	$ (7,026,802)
31	392.2	Transportation Equip Trailer	$ (1,819,517)	$ (1,819,517)	$ (1,819,517)	$ (1,819,517)	$ (1,819,517)	$ (1,819,517)
32	392.3	Transportation Equip Medium	$ (2,142,574)	$ (2,142,574)	$ (2,142,574)	$ (2,142,574)	$ (2,142,574)	$ (2,142,574)
33	392.4	Transp Equip Special Purpose	$ (4,584,532)	$ (4,584,532)	$ (4,584,532)	$ (4,584,532)	$ (4,584,532)	$ (4,584,532)
34	Total Balances to Remove From General Net Plant		$ (47,535,399)	$ (47,535,399)	$ (47,535,399)	$ (47,535,399)	$ (47,535,399)	$ (47,535,399)
35								
36	**Net Plant to Determine Tax (2)**							
37	Transmission		$ 313,994,106	$ 313,994,106	$ 313,994,106	$ 313,994,106	$ 313,994,106	$ 313,994,106
38	Distribution		$ 431,273,093	$ 431,273,093	$ 431,273,093	$ 431,273,093	$ 431,273,093	$ 431,273,093
39	General		$ 57,694,534	$ 57,694,534	$ 57,694,534	$ 57,694,534	$ 57,694,534	$ 57,694,534
40	**Total**		**$ 802,961,733**	**$ 802,961,733**	**$ 802,961,733**	**$ 802,961,733**	**$ 802,961,733**	**$ 802,961,733**
41								
42								
43	New Mexico Transmission Related		$ 289,946	$ 289,946	$ 289,946	$ 289,946	$ 289,946	$ 289,946
44	New Mexico Distribution Related		$ 398,242	$ 398,242	$ 398,242	$ 398,242	$ 398,242	$ 398,242
45	New Mexico General Related		$ 53,276	$ 53,276	$ 53,276	$ 53,276	$ 53,276	$ 53,276
46	Total New Mexico Property Taxes		$ 741,464	$ 741,464	$ 741,464	$ 741,464	$ 741,464	$ 741,464
47								
48	Native American Possessory Interest Taxes Transmission Related		$ 74,181	$ 74,181	$ 74,181	$ 74,181	$ 74,181	$ 74,181
49	Native American Possessory Interest Taxes Distribution Related		$ 101,888	$ 101,888	$ 101,888	$ 101,888	$ 101,888	$ 101,888
50	Native American Possessory Interest Taxes General Related		$ 13,630	$ 13,630	$ 13,630	$ 13,630	$ 13,630	$ 13,630
51	Total Native American Possessory Interest Taxes Possessory Interest Taxes		$ 189,700	$ 189,700	$ 189,700	$ 189,700	$ 189,700	$ 189,700

NMGC Exhibit ECB-5
Page 579 of 596

Sponsored by NMGC Witness Erik C. Buchanan

WP 2 GT Property Tax

NEW MEXICO GAS COMPANY, INC.

Property Taxes
Base Period - 12 Months Ending March 31, 2023
Future Test Year - 12 Months Ending September 30, 2025

	A	B	P	Q	R	S
2	**Property Taxes (1)**	**Property Tax Functional Allocation**	**Balance and Expense 1/31/2024**	**Balance and Expense 2/29/2024**	**Linkage Period Ending 3/31/2024**	**Linkage Period 1 Ending 3/31/2024 Total**
3						
4	Transmission Related % as of 6/30/21	36.58%				
5	Distribution Related % as of 6/30/21	50.98%				
6	G&I Related % as of 6/30/21	12.43%				
7	**Total**	**100.00%**				
8						
9	New Mexico Property Tax Allocation	95.00%				
10	Native American Possessory Interest Taxes Tax Allocation	5.00%				
11	**Total**	**100.00%**				
12						
13						
14	**Net Plant Balances - December of 1 Year Lag (2)**					
15	Transmission		$ 339,038,046	$ 339,038,046	$ 339,038,046	
16	Distribution		$ 479,010,528	$ 479,010,528	$ 479,010,528	
17	General		$ 121,138,586	$ 121,138,586	$ 121,138,586	
18	**Total**		**$ 939,187,160**	**$ 939,187,160**	**$ 939,187,160**	
19						
20						
21	**Remove Balances**					
22	303.1	Intangible Plant Software @ 20%	$ -	$ -	$ -	
23	303.2	Intangible Plant Software @ 10%	$ -	$ -	$ -	
24	303.3	Intangible Plant Software @ 6.67%	$ (29,177,349)	$ (29,177,349)	$ (29,177,349)	
25	390.3	Struct & Imprv Business Ctr	$ (677,181)	$ (677,181)	$ (677,181)	
26	390.4	Struct & Imprv Los Lunas Bl	$ (4,465)	$ (4,465)	$ (4,465)	
27	390.6	Struct & Imprv Rio Rancho	$ -	$ -	$ -	
28	390.8	Struct & Imprv SF Pymt Ctr	$ (9,289)	$ (9,289)	$ (9,289)	
29	392	Transportation Equip Light	$ (7,273,188)	$ (7,273,188)	$ (7,273,188)	
30	392.1	Transportation Equip Heavy	$ (8,881,789)	$ (8,881,789)	$ (8,881,789)	
31	392.2	Transportation Equip Trailer	$ (1,849,074)	$ (1,849,074)	$ (1,849,074)	
32	392.3	Transportation Equip Medium	$ (2,400,233)	$ (2,400,233)	$ (2,400,233)	
33	392.4	Transp Equip Special Purpose	$ (5,449,137)	$ (5,449,137)	$ (5,449,137)	
34	Total Balances to Remove From General Net Plant		$ (55,721,706)	$ (55,721,706)	$ (55,721,706)	
35						
36	**Net Plant to Determine Tax (2)**					
37	Transmission		$ 339,038,046	$ 339,038,046	$ 339,038,046	
38	Distribution		$ 479,010,528	$ 479,010,528	$ 479,010,528	
39	General		$ 65,416,879	$ 65,416,879	$ 65,416,879	
40	**Total**		**$ 883,465,454**	**$ 883,465,454**	**$ 883,465,454**	
41						
42						
43	New Mexico Transmission Related		$ 313,072	$ 313,072	$ 313,072	$ 3,548,726
44	New Mexico Distribution Related		$ 442,324	$ 442,324	$ 442,324	$ 4,911,153
45	New Mexico General Related		$ 60,407	$ 60,407	$ 60,407	$ 660,702
46	Total New Mexico Property Taxes		$ 815,802	$ 815,802	$ 815,802	$ 9,120,580
47						
48	Native American Possessory Interest Taxes Transmission Related		$ 80,098	$ 80,098	$ 80,098	$ 907,923
49	Native American Possessory Interest Taxes Distribution Related		$ 113,166	$ 113,166	$ 113,166	$ 1,256,493
50	Native American Possessory Interest Taxes General Related		$ 15,455	$ 15,455	$ 15,455	$ 169,037
51	Total Native American Possessory Interest Taxes Possessory Interest Taxes		$ 208,719	$ 208,719	$ 208,719	$ 2,333,454

NMGC Exhibit ECB-5
Page 580 of 596

Sponsored by NMGC Witness Erik C. Buchanan

NEW MEXICO GAS COMPANY, INC.

Property Taxes
Base Period - 12 Months Ending March 31, 2023
Future Test Year - 12 Months Ending September 30, 2025

	A	B	T	U	V	W	X	Y	Z
2	**Property Taxes (1)**	**Property Tax Functional Allocation**	**Balance and Expense 4/30/2024**	**Balance and Expense 5/31/2024**	**Balance and Expense 6/30/2024**	**Balance and Expense 7/31/2024**	**Balance and Expense 8/31/2024**	**Balance and Expense 9/30/2024**	**Linkage Period 2 Ending 9/30/2024 Total**
3									
4	Transmission Related % as of 6/30/21	36.58%							
5	Distribution Related % as of 6/30/21	50.98%							
6	G&I Related % as of 6/30/21	12.43%							
7	**Total**	**100.00%**							
8									
9	New Mexico Property Tax Allocation	95.00%							
10	Native American Possessory Interest Taxes Tax Allocation	5.00%							
11	**Total**	**100.00%**							
12									
13									
14	**Net Plant Balances - December of 1 Year Lag (2)**								
15	Transmission		$ 339,038,046	$ 339,038,046	$ 339,038,046	$ 339,038,046	$ 339,038,046	$ 339,038,046	
16	Distribution		$ 479,010,528	$ 479,010,528	$ 479,010,528	$ 479,010,528	$ 479,010,528	$ 479,010,528	
17	General		$ 121,138,586	$ 121,138,586	$ 121,138,586	$ 121,138,586	$ 121,138,586	$ 121,138,586	
18	**Total**		**$ 939,187,160**	**$ 939,187,160**	**$ 939,187,160**	**$ 939,187,160**	**$ 939,187,160**	**$ 939,187,160**	
19									
20									
21	**Remove Balances**								
22	303.1	Intangible Plant Software @ 20%	$ -	$ -	$ -	$ -	$ -	$ -	
23	303.2	Intangible Plant Software @ 10%	$ -	$ -	$ -	$ -	$ -	$ -	
24	303.3	Intangible Plant Software @ 6.67%	$ (29,177,349)	$ (29,177,349)	$ (29,177,349)	$ (29,177,349)	$ (29,177,349)	$ (29,177,349)	
25	390.3	Struct & Imprv Business Ctr	$ (677,181)	$ (677,181)	$ (677,181)	$ (677,181)	$ (677,181)	$ (677,181)	
26	390.4	Struct & Imprv Los Lunas Bl	$ (4,465)	$ (4,465)	$ (4,465)	$ (4,465)	$ (4,465)	$ (4,465)	
27	390.6	Struct & Imprv Rio Rancho	$ -	$ -	$ -	$ -	$ -	$ -	
28	390.8	Struct & Imprv SF Pymt Ctr	$ (9,289)	$ (9,289)	$ (9,289)	$ (9,289)	$ (9,289)	$ (9,289)	
29	392	Transportation Equip Light	$ (7,273,188)	$ (7,273,188)	$ (7,273,188)	$ (7,273,188)	$ (7,273,188)	$ (7,273,188)	
30	392.1	Transportation Equip Heavy	$ (8,881,789)	$ (8,881,789)	$ (8,881,789)	$ (8,881,789)	$ (8,881,789)	$ (8,881,789)	
31	392.2	Transportation Equip Trailer	$ (1,849,074)	$ (1,849,074)	$ (1,849,074)	$ (1,849,074)	$ (1,849,074)	$ (1,849,074)	
32	392.3	Transportation Equip Medium	$ (2,400,233)	$ (2,400,233)	$ (2,400,233)	$ (2,400,233)	$ (2,400,233)	$ (2,400,233)	
33	392.4	Transp Equip Special Purpose	$ (5,449,137)	$ (5,449,137)	$ (5,449,137)	$ (5,449,137)	$ (5,449,137)	$ (5,449,137)	
34	Total Balances to Remove From General Net Plant		$ (55,721,706)	$ (55,721,706)	$ (55,721,706)	$ (55,721,706)	$ (55,721,706)	$ (55,721,706)	
35									
36	**Net Plant to Determine Tax (2)**								
37	Transmission		$ 339,038,046	$ 339,038,046	$ 339,038,046	$ 339,038,046	$ 339,038,046	$ 339,038,046	
38	Distribution		$ 479,010,528	$ 479,010,528	$ 479,010,528	$ 479,010,528	$ 479,010,528	$ 479,010,528	
39	General		$ 65,416,879	$ 65,416,879	$ 65,416,879	$ 65,416,879	$ 65,416,879	$ 65,416,879	
40	**Total**		**$ 883,465,454**	**$ 883,465,454**	**$ 883,465,454**	**$ 883,465,454**	**$ 883,465,454**	**$ 883,465,454**	
41									
42									
43	New Mexico Transmission Related		$ 313,072	$ 313,072	$ 313,072	$ 313,072	$ 313,072	$ 313,072	$ 3,687,481
44	New Mexico Distribution Related		$ 442,324	$ 442,324	$ 442,324	$ 442,324	$ 442,324	$ 442,324	$ 5,175,640
45	New Mexico General Related		$ 60,407	$ 60,407	$ 60,407	$ 60,407	$ 60,407	$ 60,407	$ 703,487
46	Total New Mexico Property Taxes		$ 815,802	$ 815,802	$ 815,802	$ 815,802	$ 815,802	$ 815,802	$ 9,566,608
47									
48	Native American Possessory Interest Taxes Transmission Related		$ 80,098	$ 80,098	$ 80,098	$ 80,098	$ 80,098	$ 80,098	$ 943,423
49	Native American Possessory Interest Taxes Distribution Related		$ 113,166	$ 113,166	$ 113,166	$ 113,166	$ 113,166	$ 113,166	$ 1,324,161
50	Native American Possessory Interest Taxes General Related		$ 15,455	$ 15,455	$ 15,455	$ 15,455	$ 15,455	$ 15,455	$ 179,984
51	Total Native American Possessory Interest Taxes Possessory Interest Taxes		$ 208,719	$ 208,719	$ 208,719	$ 208,719	$ 208,719	$ 208,719	$ 2,447,568

NMGC Exhibit ECB-5
Page 581 of 596

NEW MEXICO GAS COMPANY, INC.

Property Taxes
Base Period - 12 Months Ending March 31, 2023
Future Test Year - 12 Months Ending September 30, 2025

	A	B	AA	AB	AC	AD	AE	AF	AG
2	**Property Taxes (1)**	**Property Tax Functional Allocation**	**Balance and Expense 10/31/2024**	**Balance and Expense 11/30/2024**	**Balance and Expense 12/31/2024**	**Balance and Expense 1/31/2025**	**Balance and Expense 2/28/2025**	**Balance and Expense 3/31/2025**	**Balance and Expense 4/30/2025**
3									
4	Transmission Related % as of 6/30/21	36.58%							
5	Distribution Related % as of 6/30/21	50.98%							
6	G&I Related % as of 6/30/21	12.43%							
7	**Total**	**100.00%**							
8									
9	New Mexico Property Tax Allocation	95.00%							
10	Native American Possessory Interest Taxes Tax Allocation	5.00%							
11	**Total**	**100.00%**							
12									
13									
14	**Net Plant Balances - December of 1 Year Lag (2)**								
15	Transmission		$ 339,038,046	$ 339,038,046	$ 339,038,046	$ 367,411,985	$ 367,411,985	$ 367,411,985	$ 367,411,985
16	Distribution		$ 479,010,528	$ 479,010,528	$ 479,010,528	$ 519,752,115	$ 519,752,115	$ 519,752,115	$ 519,752,115
17	General		$ 121,138,586	$ 121,138,586	$ 121,138,586	$ 153,325,014	$ 153,325,014	$ 153,325,014	$ 153,325,014
18	**Total**		**$ 939,187,160**	**$ 939,187,160**	**$ 939,187,160**	**$ 1,040,489,113**	**$ 1,040,489,113**	**$ 1,040,489,113**	**$ 1,040,489,113**
19									
20									
21	**Remove Balances**								
22	303.1	Intangible Plant Software @ 20%	$ -	$ -	$ -	$ -	$ -	$ -	$ -
23	303.2	Intangible Plant Software @ 10%	$ -	$ -	$ -	$ -	$ -	$ -	$ -
24	303.3	Intangible Plant Software @ 6.67%	$ (29,177,349)	$ (29,177,349)	$ (29,177,349)	$ (55,183,537)	$ (55,183,537)	$ (55,183,537)	$ (55,183,537)
25	390.3	Struct & Imprv Business Ctr	$ (677,181)	$ (677,181)	$ (677,181)	$ (648,907)	$ (648,907)	$ (648,907)	$ (648,907)
26	390.4	Struct & Imprv Los Lunas Bl	$ (4,465)	$ (4,465)	$ (4,465)	$ (1,201)	$ (1,201)	$ (1,201)	$ (1,201)
27	390.6	Struct & Imprv Rio Rancho	$ -	$ -	$ -	$ -	$ -	$ -	$ -
28	390.8	Struct & Imprv SF Pymt Ctr	$ (9,289)	$ (9,289)	$ (9,289)	$ (5,588)	$ (5,588)	$ (5,588)	$ (5,588)
29	392	Transportation Equip Light	$ (7,273,188)	$ (7,273,188)	$ (7,273,188)	$ (5,659,612)	$ (5,659,612)	$ (5,659,612)	$ (5,659,612)
30	392.1	Transportation Equip Heavy	$ (8,881,789)	$ (8,881,789)	$ (8,881,789)	$ (10,101,620)	$ (10,101,620)	$ (10,101,620)	$ (10,101,620)
31	392.2	Transportation Equip Trailer	$ (1,849,074)	$ (1,849,074)	$ (1,849,074)	$ (1,930,284)	$ (1,930,284)	$ (1,930,284)	$ (1,930,284)
32	392.3	Transportation Equip Medium	$ (2,400,233)	$ (2,400,233)	$ (2,400,233)	$ (2,456,105)	$ (2,456,105)	$ (2,456,105)	$ (2,456,105)
33	392.4	Transp Equip Special Purpose	$ (5,449,137)	$ (5,449,137)	$ (5,449,137)	$ (6,117,716)	$ (6,117,716)	$ (6,117,716)	$ (6,117,716)
34	Total Balances to Remove From General Net Plant		$ (55,721,706)	$ (55,721,706)	$ (55,721,706)	$ (82,104,570)	$ (82,104,570)	$ (82,104,570)	$ (82,104,570)
35									
36	**Net Plant to Determine Tax (2)**								
37	Transmission		$ 339,038,046	$ 339,038,046	$ 339,038,046	$ 367,411,985	$ 367,411,985	$ 367,411,985	$ 367,411,985
38	Distribution		$ 479,010,528	$ 479,010,528	$ 479,010,528	$ 519,752,115	$ 519,752,115	$ 519,752,115	$ 519,752,115
39	General		$ 65,416,879	$ 65,416,879	$ 65,416,879	$ 71,220,443	$ 71,220,443	$ 71,220,443	$ 71,220,443
40	**Total**		**$ 883,465,454**	**$ 883,465,454**	**$ 883,465,454**	**$ 958,384,543**	**$ 958,384,543**	**$ 958,384,543**	**$ 958,384,543**
41									
42									
43	New Mexico Transmission Related		$ 313,072	$ 313,072	$ 313,072	$ 339,272	$ 339,272	$ 339,272	$ 339,272
44	New Mexico Distribution Related		$ 442,324	$ 442,324	$ 442,324	$ 479,945	$ 479,945	$ 479,945	$ 479,945
45	New Mexico General Related		$ 60,407	$ 60,407	$ 60,407	$ 65,766	$ 65,766	$ 65,766	$ 65,766
46	Total New Mexico Property Taxes		$ 815,802	$ 815,802	$ 815,802	$ 884,983	$ 884,983	$ 884,983	$ 884,983
47									
48	Native American Possessory Interest Taxes Transmission Related		$ 80,098	$ 80,098	$ 80,098	$ 86,801	$ 86,801	$ 86,801	$ 86,801
49	Native American Possessory Interest Taxes Distribution Related		$ 113,166	$ 113,166	$ 113,166	$ 122,791	$ 122,791	$ 122,791	$ 122,791
50	Native American Possessory Interest Taxes General Related		$ 15,455	$ 15,455	$ 15,455	$ 16,826	$ 16,826	$ 16,826	$ 16,826
51	Total Native American Possessory Interest Taxes Possessory Interest Taxes		$ 208,719	$ 208,719	$ 208,719	$ 226,418	$ 226,418	$ 226,418	$ 226,418

NMGC Exhibit ECB-5
Page 582 of 596

Sponsored by NMGC Witness Erik C. Buchanan

NEW MEXICO GAS COMPANY, INC.

Property Taxes
Base Period - 12 Months Ending March 31, 2023
Future Test Year - 12 Months Ending September 30, 2025

	A	B	AH	AI	AJ	AK	AL	AM
2	**Property Taxes (1)**	**Property Tax Functional Allocation**	**Balance and Expense 5/31/2025**	**Balance and Expense 6/30/2025**	**Balance and Expense 7/31/2025**	**Balance and Expense 8/31/2025**	**Balance and Expense 9/30/2025**	**Adjusted Future Test Year Total 9/30/2025**
3								
4	Transmission Related % as of 6/30/21	36.58%						
5	Distribution Related % as of 6/30/21	50.98%						
6	G&I Related % as of 6/30/21	12.43%						
7	**Total**	**100.00%**						
8								
9	New Mexico Property Tax Allocation	95.00%						
10	Native American Possessory Interest Taxes Tax Allocation	5.00%						
11	**Total**	**100.00%**						
12								
13								
14	**Net Plant Balances - December of 1 Year Lag (2)**							
15	Transmission		$ 367,411,985	$ 367,411,985	$ 367,411,985	$ 367,411,985	$ 367,411,985	
16	Distribution		$ 519,752,115	$ 519,752,115	$ 519,752,115	$ 519,752,115	$ 519,752,115	
17	General		$ 153,325,014	$ 153,325,014	$ 153,325,014	$ 153,325,014	$ 153,325,014	
18	**Total**		**$ 1,040,489,113**	**$ 1,040,489,113**	**$ 1,040,489,113**	**$ 1,040,489,113**	**$ 1,040,489,113**	
19								
20								
21	**Remove Balances**							
22	303.1	Intangible Plant Software @ 20%	$ -	$ -	$ -	$ -	$ -	
23	303.2	Intangible Plant Software @ 10%	$ -	$ -	$ -	$ -	$ -	
24	303.3	Intangible Plant Software @ 6.67%	$ (55,183,537)	$ (55,183,537)	$ (55,183,537)	$ (55,183,537)	$ (55,183,537)	
25	390.3	Struct & Imprv Business Ctr	$ (648,907)	$ (648,907)	$ (648,907)	$ (648,907)	$ (648,907)	
26	390.4	Struct & Imprv Los Lunas Bl	$ (1,201)	$ (1,201)	$ (1,201)	$ (1,201)	$ (1,201)	
27	390.6	Struct & Imprv Rio Rancho	$ -	$ -	$ -	$ -	$ -	
28	390.8	Struct & Imprv SF Pymt Ctr	$ (5,588)	$ (5,588)	$ (5,588)	$ (5,588)	$ (5,588)	
29	392	Transportation Equip Light	$ (5,659,612)	$ (5,659,612)	$ (5,659,612)	$ (5,659,612)	$ (5,659,612)	
30	392.1	Transportation Equip Heavy	$ (10,101,620)	$ (10,101,620)	$ (10,101,620)	$ (10,101,620)	$ (10,101,620)	
31	392.2	Transportation Equip Trailer	$ (1,930,284)	$ (1,930,284)	$ (1,930,284)	$ (1,930,284)	$ (1,930,284)	
32	392.3	Transportation Equip Medium	$ (2,456,105)	$ (2,456,105)	$ (2,456,105)	$ (2,456,105)	$ (2,456,105)	
33	392.4	Transp Equip Special Purpose	$ (6,117,716)	$ (6,117,716)	$ (6,117,716)	$ (6,117,716)	$ (6,117,716)	
34	Total Balances to Remove From General Net Plant		$ (82,104,570)	$ (82,104,570)	$ (82,104,570)	$ (82,104,570)	$ (82,104,570)	
35								
36	**Net Plant to Determine Tax (2)**							
37	Transmission		$ 367,411,985	$ 367,411,985	$ 367,411,985	$ 367,411,985	$ 367,411,985	
38	Distribution		$ 519,752,115	$ 519,752,115	$ 519,752,115	$ 519,752,115	$ 519,752,115	
39	General		$ 71,220,443	$ 71,220,443	$ 71,220,443	$ 71,220,443	$ 71,220,443	
40	**Total**		**$ 958,384,543**	**$ 958,384,543**	**$ 958,384,543**	**$ 958,384,543**	**$ 958,384,543**	
41								
42								
43	New Mexico Transmission Related		$ 339,272	$ 339,272	$ 339,272	$ 339,272	$ 339,272	$ 3,992,666
44	New Mexico Distribution Related		$ 479,945	$ 479,945	$ 479,945	$ 479,945	$ 479,945	$ 5,646,475
45	New Mexico General Related		$ 65,766	$ 65,766	$ 65,766	$ 65,766	$ 65,766	$ 773,112
46	Total New Mexico Property Taxes		$ 884,983	$ 884,983	$ 884,983	$ 884,983	$ 884,983	$ 10,412,253
47								
48	Native American Possessory Interest Taxes Transmission Related		$ 86,801	$ 86,801	$ 86,801	$ 86,801	$ 86,801	$ 1,021,503
49	Native American Possessory Interest Taxes Distribution Related		$ 122,791	$ 122,791	$ 122,791	$ 122,791	$ 122,791	$ 1,444,622
50	Native American Possessory Interest Taxes General Related		$ 16,826	$ 16,826	$ 16,826	$ 16,826	$ 16,826	$ 197,797
51	Total Native American Possessory Interest Taxes Possessory Interest Taxes		$ 226,418	$ 226,418	$ 226,418	$ 226,418	$ 226,418	$ 2,663,921

NMGC Exhibit ECB-5
Page 583 of 596

Sponsored by NMGC Witness Erik C. Buchanan

WP 2 GT Property Tax

NEW MEXICO GAS COMPANY, INC.

Property Taxes
Base Period - 12 Months Ending March 31, 2023
Future Test Year - 12 Months Ending September 30, 2025

	A	B	C	D	E	F	G	H	I
2	**Property Taxes (1)**	**Property Tax Functional Allocation**	**Base Period**	**Adjustments**	**Adjusted Base Period Total**	**Linkage Period Beginning Balance and Expense 3/31/2023**	**Balance and Expense 4/30/2023**	**Balance and Expense 5/31/2023**	**Balance and Expense 6/30/2023**
52									
53	Total Transmission		$ 3,726,259	$ 31,715	3,757,974	$ 364,127	$ 364,127	$ 364,127	$ 364,127
54	Total Distribution		$ 5,192,665	$ 44,196	5,236,861	$ 500,131	$ 500,131	$ 500,131	$ 500,131
55	Total General		$ 1,266,306	$ 10,778	1,277,084	$ 66,906	$ 66,906	$ 66,906	$ 66,906
56									
57	**Total Property Taxes**		**$ 10,185,230**	**$ 86,689**	**10,271,919**	**$ 931,164**	**$ 931,164**	**$ 931,164**	**$ 931,164**
58									
59									
60	**Notes:**								
61	(1) A summary of the methodology for this workpaper is discussed in NMGC Witness Buchanan's testimony.								
62	(2) Expenses are based on a one-year lag of Net Plant using December 31 balances.								
63									

23-00255-UT-2023-09-14-NMGC-2023-Rate-Case

NMGC Exhibit ECB-5
Page 584 of 596

NEW MEXICO GAS COMPANY, INC.

Property Taxes
Base Period - 12 Months Ending March 31, 2023
Future Test Year - 12 Months Ending September 30, 2025

	A	B	J	K	L	M	N	O
2	**Property Taxes (1)**	**Property Tax Functional Allocation**	**Balance and Expense 7/31/2023**	**Balance and Expense 8/31/2023**	**Balance and Expense 9/30/2023**	**Balance and Expense 10/31/2023**	**Balance and Expense 11/30/2023**	**Balance and Expense 12/31/2023**
52								
53	Total Transmission		$ 364,127	$ 364,127	$ 364,127	$ 364,127	$ 364,127	$ 364,127
54	Total Distribution		$ 500,131	$ 500,131	$ 500,131	$ 500,131	$ 500,131	$ 500,131
55	Total General		$ 66,906	$ 66,906	$ 66,906	$ 66,906	$ 66,906	$ 66,906
56								
57	**Total Property Taxes**		**$ 931,164**	**$ 931,164**	**$ 931,164**	**$ 931,164**	**$ 931,164**	**$ 931,164**
58								
59								
60	**Notes:**							
61	(1) A summary of the methodology for this workpaper is discussed in NMGC Witness Buchanan's testimony.							
62	(2) Expenses are based on a one-year lag of Net Plant using December 31 balances.							
63								

23-00255-UT-2023-09-14-NMGC-2023-Rate-Case

NMGC Exhibit ECB-5
Page 585 of 596

NEW MEXICO GAS COMPANY, INC.

Property Taxes
Base Period - 12 Months Ending March 31, 2023
Future Test Year - 12 Months Ending September 30, 2025

	A	B	P	Q	R	S
2	**Property Taxes (1)**	**Property Tax Functional Allocation**	**Balance and Expense 1/31/2024**	**Balance and Expense 2/29/2024**	**Linkage Period Ending 3/31/2024**	**Linkage Period 1 Ending 3/31/2024 Total**
52						
53	Total Transmission		$ 393,169	$ 393,169	$ 393,169	$ 4,456,649
54	Total Distribution		$ 555,490	$ 555,490	$ 555,490	$ 6,167,646
55	Total General		$ 75,861	$ 75,861	$ 75,861	$ 829,739
56						
57	**Total Property Taxes**		**$ 1,024,521**	**$ 1,024,521**	**$ 1,024,521**	**$ 11,454,034**
58						
59						
60	**Notes:**					
61	(1) A summary of the methodology for this workpaper is discussed in NMGC Witness Buchanan's testimony.					
62	(2) Expenses are based on a one-year lag of Net Plant using December 31 balances.					
63						

NMGC Exhibit ECB-5
Page 586 of 596

NEW MEXICO GAS COMPANY, INC.

Property Taxes
Base Period - 12 Months Ending March 31, 2023
Future Test Year - 12 Months Ending September 30, 2025

	A	B	T	U	V	W	X	Y	Z
2	**Property Taxes (1)**	**Property Tax Functional Allocation**	**Balance and Expense 4/30/2024**	**Balance and Expense 5/31/2024**	**Balance and Expense 6/30/2024**	**Balance and Expense 7/31/2024**	**Balance and Expense 8/31/2024**	**Balance and Expense 9/30/2024**	**Linkage Period 2 Ending 9/30/2024 Total**
52									
53	Total Transmission		$ 393,169	$ 393,169	$ 393,169	$ 393,169	$ 393,169	$ 393,169	$ 4,630,904
54	Total Distribution		$ 555,490	$ 555,490	$ 555,490	$ 555,490	$ 555,490	$ 555,490	$ 6,499,801
55	Total General		$ 75,861	$ 75,861	$ 75,861	$ 75,861	$ 75,861	$ 75,861	$ 883,471
56									
57	**Total Property Taxes**		**$ 1,024,521**	**$ 1,024,521**	**$ 1,024,521**	**$ 1,024,521**	**$ 1,024,521**	**$ 1,024,521**	**$ 12,014,176**
58									
59									
60	**Notes:**								
61	(1) A summary of the methodology for this workpaper is discussed in NMGC Witness Buchanan's testimony.								
62	(2) Expenses are based on a one-year lag of Net Plant using December 31 balances.								
63									

23-00255-UT-2023-09-14-NMGC-2023-Rate-Case

NMGC Exhibit ECB-5
Page 587 of 596

NEW MEXICO GAS COMPANY, INC.

Property Taxes
Base Period - 12 Months Ending March 31, 2023
Future Test Year - 12 Months Ending September 30, 2025

	A	B	AA	AB	AC	AD	AE	AF	AG
2	**Property Taxes (1)**	**Property Tax Functional Allocation**	**Balance and Expense 10/31/2024**	**Balance and Expense 11/30/2024**	**Balance and Expense 12/31/2024**	**Balance and Expense 1/31/2025**	**Balance and Expense 2/28/2025**	**Balance and Expense 3/31/2025**	**Balance and Expense 4/30/2025**
52									
53	Total Transmission		$ 393,169	$ 393,169	$ 393,169	$ 426,073	$ 426,073	$ 426,073	$ 426,073
54	Total Distribution		$ 555,490	$ 555,490	$ 555,490	$ 602,736	$ 602,736	$ 602,736	$ 602,736
55	Total General		$ 75,861	$ 75,861	$ 75,861	$ 82,592	$ 82,592	$ 82,592	$ 82,592
56									
57	**Total Property Taxes**		**$ 1,024,521**	**$ 1,024,521**	**$ 1,024,521**	**$ 1,111,401**	**$ 1,111,401**	**$ 1,111,401**	**$ 1,111,401**
58									
59									
60	**Notes:**								
61	(1) A summary of the methodology for this workpaper is discussed in NMGC Witness Buchanan's testimony.								
62	(2) Expenses are based on a one-year lag of Net Plant using December 31 balances.								
63									

23-00255-UT-2023-09-14-NMGC-2023-Rate-Case

NMGC Exhibit ECB-5
Page 588 of 596

NEW MEXICO GAS COMPANY, INC.

Property Taxes
Base Period - 12 Months Ending March 31, 2023
Future Test Year - 12 Months Ending September 30, 2025

	A	B	AH	AI	AJ	AK	AL	AM
2	**Property Taxes (1)**	**Property Tax Functional Allocation**	**Balance and Expense 5/31/2025**	**Balance and Expense 6/30/2025**	**Balance and Expense 7/31/2025**	**Balance and Expense 8/31/2025**	**Balance and Expense 9/30/2025**	**Adjusted Future Test Year Total 9/30/2025**
52								
53	Total Transmission		$ 426,073	$ 426,073	$ 426,073	$ 426,073	$ 426,073	$ 5,014,168
54	Total Distribution		$ 602,736	$ 602,736	$ 602,736	$ 602,736	$ 602,736	$ 7,091,097
55	Total General		$ 82,592	$ 82,592	$ 82,592	$ 82,592	$ 82,592	$ 970,908
56								
57	**Total Property Taxes**		**$ 1,111,401**	**$ 1,111,401**	**$ 1,111,401**	**$ 1,111,401**	**$ 1,111,401**	**$ 13,076,174**
58								
59								
60	**Notes:**							
61	(1) A summary of the methodology for this workpaper is discussed in NMGC Witness Buchanan's testimony.							
62	(2) Expenses are based on a one-year lag of Net Plant using December 31 balances.							
63								

NMGC Exhibit ECB-5
Page 589 of 596

NEW MEXICO GAS COMPANY, INC.

Payroll Taxes
Base Period - 12 Months Ending March 31, 2023
Future Test Year - 12 Months Ending September 30, 2025

	A	B	C	D	E	F	G	H	I	J	K	L	M
2	**Description (1)**	**Base Period Payroll Tax Functional Allocation**	**Unadjusted Base Period Ending 3/31/2023**	**Remove One-Time Items Adjustment**	**Base Period Labor Normalization Adjustment**	**Vacancy Normalization**	**Incentive Comp Base Period Adjustment**	**Adjustment to State Unemployment Taxes**	**Total Base Period Adjustments**	**Adjusted Base Period Payroll Tax**	**Linkage Period 1 Ending 3/31/2024**	**Linkage Period 2 Ending 9/30/2024**	**Future Test Year Ending 9/30/2025**
3													
4	Payroll tax	4,377,755	4,377,755	(3,730)	179,967	123,904	(221,768)	(448,025)	(369,650)	$ 4,008,104	$ 4,047,335	$ 4,116,945	$ 4,579,139
5													
6	(1) Some of these data points are hard-coded and non-fully-functional. Please submit a data request for support.												

Sponsored by NMGC Witness Erik C. Buchanan

WP 3 GT Payroll Tax

NMGC Exhibit ECB-5
Page 590 of 596

NEW MEXICO GAS COMPANY, INC.

Miscellaneous Other Taxes
Base Period - 12 Months Ending March 31, 2023
Future Test Year - 12 Months Ending September 30, 2025

	A	B	C	D	E	F	G	H	I	J	K	L	M	N
1		**Total Company Unadjusted Base Period Ending 3/31/2023**	**Base Period Adjustments**	**Adjusted Base Period**	**4/30/2023**	**5/31/2023**	**6/30/2023**	**7/31/2023**	**8/31/2023**	**9/30/2023**	**10/31/2023**	**11/30/2023**	**12/31/2023**	**1/31/2024**
2	Federal Pipeline Taxes	$ 582,688	$ 8,017	$ 590,704	$ 49,225	$ 49,225	$ 49,885	$ 49,885	$ 49,885	$ 49,885	$ 49,885	$ 49,885	$ 49,885	$ 49,885
3	Federal Excise Taxes	$ 9,382	$ -	$ 9,382	$ 782	$ 782	$ 792	$ 792	$ 792	$ 792	$ 792	$ 792	$ 792	$ 792
4	Other General Taxes	$ 22,753	$ (22,753)	$ -	$ -	$ -	$ -	$ -	$ -	$ -	$ -	$ -	$ -	$ -
5	Regulatory Commission Fees (I&S) (1)	$ 2,175,143	$ (2,175,143)	$ -	$ -	$ -	$ -	$ -	$ -	$ -	$ -	$ -	$ -	$ -
6	**Total Other Taxes**	**$ 2,789,965**	**$ (2,189,879)**	**$ 600,086**	**$ 50,007**	**$ 50,007**	**$ 50,677**	**$ 50,677**	**$ 50,677**	**$ 50,677**	**$ 50,677**	**$ 50,677**	**$ 50,677**	**$ 50,677**
7														
8	References:	630 Schedule H-8	630 Schedule H-8	D = B + C			Col F * WP 1 Inputs OM - Gen Tax, Line 26							
9														
10	**Notes:**													
11	(1) NMGC Removed I&S Fees from General taxes as they are recalculated within NMGC Exhibit ECB-3 - COS Model. Source: H-8 Support.													

NMGC Exhibit ECB-5
Page 591 of 596

NEW MEXICO GAS COMPANY, INC.

Miscellaneous Other Taxes
Base Period - 12 Months Ending March 31, 2023
Future Test Year - 12 Months Ending September 30, 2025

	A	B	C	D	O	P	Q	R	S	T	U	V	W	X
1		Total Company Unadjusted Base Period Ending 3/31/2023	Base Period Adjustments	Adjusted Base Period	2/29/2024	Linkage 1 Ending 3/31/2024	5/1/2024	6/1/2024	7/1/2024	8/1/2024	9/1/2024	Linkage 2 Ending 9/30/2024	10/31/2024	11/30/2024
2	Federal Pipeline Taxes	$ 582,688	$ 8,017	$ 590,704	$ 49,885	$ 49,885	$ 49,885	$ 50,553	$ 50,553	$ 50,553	$ 50,553	$ 50,553	$ 50,553	$ 50,553
3	Federal Excise Taxes	$ 9,382	$ -	$ 9,382	$ 792	$ 792	$ 792	$ 803	$ 803	$ 803	$ 803	$ 803	$ 803	$ 803
4	Other General Taxes	$ 22,753	$ (22,753)	$ -	$ -	$ -	$ -	$ -	$ -	$ -	$ -	$ -	$ -	$ -
5	Regulatory Commission Fees (I&S) (1)	$ 2,175,143	$ (2,175,143)	$ -	$ -	$ -	$ -	$ -	$ -	$ -	$ -	$ -	$ -	$ -
6	**Total Other Taxes**	**$ 2,789,965**	**$ (2,189,879)**	**$ 600,086**	**$ 50,677**	**$ 50,677**	**$ 50,677**	**$ 51,356**	**$ 51,356**	**$ 51,356**	**$ 51,356**	**$ 51,356**	**$ 51,356**	**$ 51,356**
7														
8	References:	630 Schedule H-8	630 Schedule H-8	D = B + C				Col Q * WP 1 Inputs OM - Gen Tax, Line 26						
9														
10	**Notes:**													
11	(1) NMGC Removed I&S Fees from General taxes as they are recalculated within NMGC Exhibit ECB-3 - COS Model. Source: H-8 Support.													

NMGC Exhibit ECB-5
Page 592 of 596

NEW MEXICO GAS COMPANY, INC.

Miscellaneous Other Taxes
Base Period - 12 Months Ending March 31, 2023
Future Test Year - 12 Months Ending September 30, 2025

	A	B	C	D	Y	Z	AA	AB	AC	AD	AE	AF	AG	AH
1		**Total Company Unadjusted Base Period Ending 3/31/2023**	**Base Period Adjustments**	**Adjusted Base Period**	**12/31/2024**	**1/31/2025**	**2/28/2025**	**3/31/2025**	**4/30/2025**	**5/31/2025**	**6/30/2025**	**7/31/2025**	**8/31/2025**	**Future Test Year Ending 9/30/2025**
2	Federal Pipeline Taxes	$ 582,688	$ 8,017	$ 590,704	$ 50,553	$ 50,553	$ 50,553	$ 50,553	$ 50,553	$ 50,553	$ 51,231	$ 51,231	$ 51,231	$ 51,231
3	Federal Excise Taxes	$ 9,382	$ -	$ 9,382	$ 803	$ 803	$ 803	$ 803	$ 803	$ 803	$ 814	$ 814	$ 814	$ 814
4	Other General Taxes	$ 22,753	$ (22,753)	$ -	$ -	$ -	$ -	$ -	$ -	$ -	$ -	$ -	$ -	$ -
5	Regulatory Commission Fees (I&S) (1)	$ 2,175,143	$ (2,175,143)	$ -	$ -	$ -	$ -	$ -	$ -	$ -	$ -	$ -	$ -	$ -
6	**Total Other Taxes**	**$ 2,789,965**	**$ (2,189,879)**	**$ 600,086**	**$ 51,356**	**$ 51,356**	**$ 51,356**	**$ 51,356**	**$ 51,356**	**$ 51,356**	**$ 52,045**	**$ 52,045**	**$ 52,045**	**$ 52,045**
7														
8	References:	630 Schedule H-8	630 Schedule H-8	D = B + C							Col AD * WP 1 Inputs OM - Gen Tax, Line 26			
9														
10	**Notes:**													
11	(1) NMGC Removed I&S Fees from General taxes as they are recalculated within NMGC Exhibit ECB-3 - COS Model. Source: H-8 Support.													

NMGC Exhibit ECB-5
Page 593 of 596

NEW MEXICO GAS COMPANY, INC.

Miscellaneous Other Taxes
Base Period - 12 Months Ending March 31, 2023
Future Test Year - 12 Months Ending September 30, 2025

	A	B	C	D	E	F	G	H	I	J
1										
2		**Description (1)**	**Total Company Unadjusted Base Period Ending 3/31/2023**	**Base Period Adjustments**	**Total Company Adjusted Base Period**	**Linkage Period 1 Ending 3/31/2024**	**Linkage Period 2 Ending 9/30/2024**	**Future Test Year Ending 9/30/2025**	**Test Year Adjustments**	**Adjusted Future Test Year Ending 9/30/2025**
3										
4		Account 690 Taxes								
5										
6		General Taxes	$ 22,753	$ (22,753)	$ -	$ -	$ -	$ -	$ -	$ -
7										
8		Property Tax	$ 6,946,684	$ (65,872)	$ 6,880,812	$ 9,120,580	$ 9,566,608	$ 10,412,253	$ -	$ 10,412,253
9										
10		Native American Tax	$ 3,238,546	$ 152,561	$ 3,391,107	$ 2,333,454	$ 2,447,568	$ 2,663,921	$ -	$ 2,663,921
11										
12		Native American Tax on ROW (2)	$ 34,460	$ -	$ 34,460	$ 34,460	$ 34,460	$ 34,460	$ -	$ 34,460
13										
14		FICA (3)	$ 4,411,798	$ 424,298	$ 4,836,096	$ 4,883,431	$ 4,967,421	$ 5,525,095	$ -	$ 5,525,095
15										
16		FUTA (3)	$ 34,550	$ 59	$ 34,609	$ 34,948	$ 35,549	$ 39,539	$ -	$ 39,539
17										
18		SUTA (3) (4)	$ 525,775	$ (448,025)	$ 77,750	$ 78,511	$ 79,861	$ 88,827	$ -	$ 88,827
19										
20		Workers Compensation (3)	$ 6,187	$ 35	$ 6,222	$ 6,282	$ 6,390	$ 7,108	$ -	$ 7,108
21										
22		NMPRC Supervision & Inspection (5)	$ 2,175,143	$ (2,175,143)	$ -	$ -	$ -	$ -	$ -	$ -
23										
24		Federal Excise	$ 9,382	$ -	$ 9,382	$ 9,486	$ 9,560	$ 9,678	$ -	$ 9,678
25										
26		Federal Pipeline	$ 582,688	$ 8,017	$ 590,704	$ 597,301	$ 601,962	$ 609,351	$ -	$ 609,351
27										
28		Payroll Taxes (other inc/capitalized) (4)	$ (600,555)	$ 2,851	$ (597,704)	$ (603,554)	$ (613,935)	$ (682,859)	$ -	$ (682,859)
29										
30		Total	$ 17,387,410	$ (2,123,973)	$ 15,263,437	$ 16,494,898	$ 17,135,445	$ 18,707,372	$ -	$ 18,707,372
31										
32										
33										
34		**Notes:**								
35		(1) Some of these data points are hard-coded and non-fully-functional. Please request a data request for support.								
36		(2) See 630 Schedule H-8.3								
37		(3) Payroll taxes for the Linkage and FTY periods assumes total payroll taxes are consistently allocated across these categories for each period.								
38		(4) SUTA Base Period Adjustment removes the impact of a SUTA tax rate error in March 2023 that was corrected in April 2023.								
39		(5) NMGC Removed I&S Fees from General taxes as they are recalculated within NMGC Exhibit ECB-3 - COS Model. Source: H-8 Support.								

NEW MEXICO GAS COMPANY, INC.

Taxes Other Than Income Taxes
Base Period - 12 Months Ending March 31, 2023
Future Test Year - 12 Months Ending September 30, 2025

	A	B	C	D	E	F
1					**Base Period Adjustments**	
2					**Possessory**	
3					**Interest Tax**	
4					**(PIT)**	
5		**Description**			**Adjustments (1)**	**Total**
6						
7		PIT Settlement			$ 34,460	$ 34,460
8						
9		Native American Tax Adjustments			$ 34,460	$ 34,460
10						
11		**Notes:**				
12		(1) PIT reflect possessory interest tax on certain rights of way held by NMGC. The tax is consistent over the life of the right-of-way agreement and is the same for the base, linkage periods, and test period.				

NMGC Exhibit ECB-5
Page 595 of 596

NEW MEXICO GAS COMPANY, INC.

Payroll Rate
Base Period - 12 Months Ending March 31, 2023
Future Test Year - 12 Months Ending September 30, 2025

	A	B	C	D	E	F	G	H
1				Base Period Ending 3/31/2023				
2			**Compensation**	**Payroll Taxes**	**Payroll Tax Reclass Adjustment (2)**	**Adjustment to State Unemployment Taxes**	**Adjusted Base Period Payroll Taxes**	
3								
4		Total Base Period Compensation and Payroll Taxes	$ 69,984,435	$ 4,978,310	$ 424,700	$ (448,025)	$ 4,954,985	620 Schedules H-4.1, 630 Schedule H-8, WP 3 GT Payroll Tax
5		Remove LTIP Expense and related payroll taxes (1)	$ (1,410,862)	$ (20,457)			$ (20,457)	
6			$ 68,573,573	$ 4,957,852	$ 424,700	$ (448,025)	$ 4,934,527	
7							7.20%	
8								
9		**Notes:**						
10		(1) Payroll tax adjustment associated with the removal of LTIP is the 1.45% Medicare rate because the Salary and STIP of the employees receiving LTIP are typically above the FICA, FUTA and SUTA limits, so the FICA, FUTA and SUTA tax is paid on their Salary and STIP, and LTIP is only subject to the 1.45% Medicare rate.						
11		(2) Payroll Tax Reclass Adjustment reflects payroll taxes removed from O&M expenses in the base period and reflected in this workpaper appropriately as payroll taxes.						

NMGC Exhibit ECB-5
Page 596 of 596

Sponsored by NMGC Witness Erik C. Buchanan

630 Schedule H-8.4 Payroll Rate

NMGC Exhibit ECB-6

Rule 17.1.3.13 NMAC Compliance

NEW MEXICO GAS COMPANY, INC.

Rule 17.1.3.13 NMAC Annual Report Filings

Annual Report Year	Filing Date with the NMPRC
2019	April 30, 2020
2020	April 30, 2021
2021	May 2, 2022
2022	May 1, 2023

NMGC Exhibit ECB-7

Cost of Capital Items

NEW MEXICO GAS COMPANY, INC.

Cost of Capital Items Required by FTY Rule

	A	B	C	D	E	F	G	H
1								
2								
3								
4								
5		**Base Period**	**Adjusted Base Period**	**Linkage 1**	**Linkage 2**	**Adjusted Future Test Year**	**Calendar Year 2026**	**Calendar Year 2027**
6	Estimated Short-term debt balance	-	89,454,376	19,478,179	24,445,217	(3,087,237)	53,086,575	12,446,661
7	Estimated available lines of credit	125,000,000	35,545,624	105,521,821	100,554,783	128,087,237	71,913,425	112,553,339
8	Projected debt issuances (3)	-	-	100,000,000	100,000,000	70,000,000	120,000,000	-
9	Preferred and common equity infusions	-	-	54,166,667	108,333,333	75,833,333	56,382,979	-
10	Projected debt ratios	36.10%	31.87%	35.60%	34.24%	35.45%	36.60%	36.34%
11	Stated cap ratio goals	48/52	48/52	48/52	48/52	47/53	47/53	47/53
12	Interest coverage ratio	12.77	13.35	7.17	6.66	7.82	5.4	7.3
13	Preferred Dividend Coverage ratio	N/A	N/A	N/A	N/A	N/A	N/A	N/A
14	Ratio of Earnings to Fixed Charges, Before Income Taxes	5.11	6.66	4.13	3.52	4.37	3.07	3.68
15								
16	**Notes:**							
17	(1) Reflects the period October 2025 through September 2026							
18	(2) Reflects the period October 2026 through September 2027							
19	(3) Includes the refinance of $70 million of debt maturing in 2026							

NMGC Exhibit ECB-7
Page 1 of 1

NMGC Exhibit ECB-8

TECO Shared Service Costs

NEW MEXICO GAS COMPANY, INC.

TECO Shared Service Costs

		Linkage 1 Budget		Linkage 2 Budget		Future Test Year Budget	
Function	What's included in these charges?	Charged to NMGC and how	Direct charged to NMGC	Charged to NMGC and how	Direct charged to NMGC	What parts are charged to NMGC and how	Direct charged to NMGC
Legal		**$222,424**	**$29,573**	**$229,408**	**$15,704**	**$239,450**	**$9,016**
VP General Counsel	Salaries and non-labor expenses including administrative support for TECO General Counsel.	Salaries and non-labor employee expenses allocated using MMM factor	Direct	Salaries and non-labor employee expenses allocated using MMM factor	Direct	Salaries and non-labor employee expenses allocated using MMM factor	Direct
		9.36%		9.47%		9.53%	
		$61,984	$0	$70,046	$0	$76,160	$0
Corporate Secretary	Labor and Expenses to provide governance services, including support of the Board of Directors of various entities and their meetings and other activities.	Salaries and non-labor employee expenses allocated using MMM factor	Direct	Salaries and non-labor employee expenses allocated using MMM factor	Direct	Salaries and non-labor employee expenses allocated using MMM factor	Direct
		9.36%		9.47%		9.53%	
		$21,017	$29,573	$14,656	$15,704	$11,798	$9,016
Legal Services	Salaries and non-labor expenses to provide services including (a) basic legal services including client counseling (in the areas of Energy Supply, Electric Delivery, PGS Operations and Fuel Planning, Customer Service, Business Strategy and Renewables, State & Community Relations, Ethics and Compliance, Finance & Accounting, Corporate Services & Human Resources, Information Technology, Intellectual Property and Anti-Trust), negotiation, documentation and closing of business transactions, and support of litigation and regulatory activities, (b) management services relating to the retention and oversight of outside counsel, (c) preventive law training, and (d) other legal management services, including counsel matter management licensing fees. Services also include labor for administrative support staff, employee expenses, materials and supplies for the Legal Department, matter management software fees, and corporate-wide copyright licensing agreement.	Salaries and non-labor employee expenses allocated using MMM factor	Direct	Salaries and non-labor employee expenses allocated using MMM factor	Direct	Salaries and non-labor employee expenses allocated using MMM factor	Direct
		9.36%		9.47%		9.53%	
		$64,955	$0	$68,700	$0	$72,557	$0
Claims	Salaries and non-labor expenses (including building rent/lease/maintenance/telecom) to provide services including, but not limited to, accident investigation, contract review, liability inspections/surveys, property inspections/surveys, self-insurance administration, and claim management. Work with operation companies regarding customized Enterprise reporting and issuance of monthly, quarterly and annual reports. Ensure SOX Compliancy for all operations including reporting of legal reserves for both insured and non-insured claims. Secure legal status updates from all outside counsel on quarterly basis. Manage collections for property damage and work with outside law firm. Services also include expenses for STARS licensing fees.	Salaries and non-labor expenses using the Claims Assessment factor	Direct	Salaries and non-labor expenses using the Claims Assessment factor	Direct	Salaries and non-labor expenses using the Claims Assessment factor	Direct
		1.37%		1.34%		1.32%	
		$11,232	$0	$11,100	$0	$11,344	$0
Compliance	Salaries and non-labor expenses to provide services include maintaining a comprehensive program based on sound ethical business practices to foster an ethical culture, ensure compliance with, and to prevent and detect violations of the law, regulations, Code of Conduct, policies, and procedures.	Salaries and non-labor employee expenses allocated using MMM factor	Direct	Salaries and non-labor employee expenses allocated using MMM factor	Direct	Salaries and non-labor employee expenses allocated using MMM factor	Direct
		9.36%		9.47%		9.53%	
		$63,236	$0	$64,906	$0	$67,591	$0
State/Comm Affairs		**$17,853**	**$0**	**$13,101**	**$0**	**$11,027**	**$0**

NMGC Exhibit ECB-8
Page 1 of 12

NEW MEXICO GAS COMPANY, INC.

TECO Shared Service Costs

		Linkage 1 Budget		Linkage 2 Budget		Future Test Year Budget	
Function	What's included in these charges?	Charged to NMGC and how	Direct charged to NMGC	Charged to NMGC and how	Direct charged to NMGC	What parts are charged to NMGC and how	Direct charged to NMGC
Federal Affairs	Salaries and non-labor expenses to provide services including communications, analysis, and strategy with members of Congress, high-level political and policy officials within the Federal Agencies, and the White House. This includes analyzing legislation, major regulatory initiatives, and executive actions; developing a cohesive strategy to address company and industry issues associated with those activities; and communications to the affected parties. Federal Affairs also assists in facilitating project development for the company, and consults with and represents TEPAC at political events. Costs include labor and employee expenses for Federal Affairs Director, fees for two external consultants, and rent for DC office.	Salaries and non-labor employee expenses allocated using MMM factor	Direct	Salaries and non-labor employee expenses allocated using MMM factor	Direct	Salaries and non-labor employee expenses allocated using MMM factor	Direct
		9.36%		9.47%		9.53%	
		$17,853	$0	$13,101	$0	$11,027	$0
State/Community Affairs	Salaries and non-labor expenses to provide its affiliates with governmental affairs services including interactions with the federal government and as requested with state and local governments. This includes monitoring governmental actions and activities to effectively manage the company and react in these areas.	Salaries and non-labor employee expenses allocated using MMM factor	Direct	Salaries and non-labor employee expenses allocated using MMM factor	Direct	Salaries and non-labor employee expenses allocated using MMM factor	Direct
		0.00%		0.00%		0.00%	
		$0	$0	$0	$0	$0	$0
Other Shared Services		**$831,807**	**$226,818**	**$818,240**	**$304,909**	**$834,279**	**$353,629**
Accounts Payable	Salaries and non-labor expenses (including building rent/lease/maintenance/telecom) to provide corporate-level accounts payable services including setting up (non-purchase order or remit to addresses only) vendors for payments, process invoices for payments to vendors, work with the business unit, purchasing and the Center of Excellence (COE) to resolve invoicing issues, cut and mail checks to vendors, address vendor payment inquiries, maintain disbursement authorization rules. Process expense reports, positive pay files to banks, electronic payments such as wire and Automated Clearing House ("ACH") services as well as other banking transactions. Manage the P-card statement receipt process. Review and resolve goods receipt/invoice receipt activity (GR/IR). Provide support for audits (internal & external). Provide patch testing (or other testing) as required by the COE.	Salaries and non-labor expenses using the AP Assessment factor	Direct	Salaries and non-labor expenses using the AP Assessment factor	Direct	Salaries and non-labor expenses using the AP Assessment factor	Direct
		10.60%		10.72%		10.78%	
		$155,551	$0	$169,418	$0	$181,310	$0
Energy Risk	Salaries and non-labor expenses to provide its affiliates with energy risk management services. These services include identification of energy commodity price risk, monitoring of risk parameters and limits, enforcement of risk/credit policies, validation of methodologies and procedures, credit management, master trading agreement negotiations, and compliance monitoring/training.	Employee expenses and costs allocated from Emera for (a) salaries associated with Risk Authorization (RAC) and (b) credit model/ subscriptions used for credit management.	Direct	Employee expenses and costs allocated from Emera for (a) salaries associated with Risk Authorization (RAC) and (b) credit model/ subscriptions used for credit management.	Direct	Employee expenses and costs allocated from Emera for (a) salaries associated with Risk Authorization (RAC) and (b) credit model/ subscriptions used for credit management.	Direct
		9.36%		9.47%		9.53%	
		$799	$11,463	$266	$11,605	$0	$12,005
Insurance Risk	Salaries and non-labor expenses to provide its affiliates with all dimensions of risk management, including risk identification, risk analysis, risk transfer, risk financing, risk control, and risk administration. Specific functions include, but are not limited to, contract review, liability inspections/surveys, property inspections/surveys, self-insurance administration, and insurance purchase.	Salaries, Insurance cost, and non-labor employee expenses allocated using MMM factor	Direct	Salaries, Insurance cost, and non-labor employee expenses allocated using MMM factor	Direct	Salaries, Insurance cost, and non-labor employee expenses allocated using MMM factor	Salaries for Insurance Risk Services
		9.36%		9.47%		9.53%	
		$19,867	$52,926	$20,431	$53,931	$21,296	$55,964

NMGC Exhibit ECB-8
Page 2 of 12

NEW MEXICO GAS COMPANY, INC.

TECO Shared Service Costs

		Linkage 1 Budget		Linkage 2 Budget		Future Test Year Budget	
Function	What's included in these charges?	Charged to NMGC and how	Direct charged to NMGC	Charged to NMGC and how	Direct charged to NMGC	What parts are charged to NMGC and how	Direct charged to NMGC
Treasury	Salaries and non-labor expenses to provide its affiliates with treasury, funding, bank and capital market relationship management, rating agency management, funded benefit plan management and investment oversight, and credit-related services. Treasury also provides its affiliates with cash management services including cash monitoring and forecasting, funds transfer, short-term cash investing, issuance and management of short-term and long-term debt, and cash accounting and reporting.	Salaries, Emera Allocations, and non-labor employee expenses allocated using MMM factor	Direct	Salaries, Emera Allocations, and non-labor employee expenses allocated using MMM factor	Direct	Salaries, Emera Allocations, and non-labor employee expenses allocated using MMM factor	Direct
		9.36%		9.47%		9.53%	
		$74,664	$0	$56,763	$0	$49,157	$0
Corporate Tax	Salaries and non-labor expenses to manage the overall tax functions for its affiliates. Those functions include, but are not limited to all federal and state compliance reporting for income, excise, franchise, sales and use, ad valorem, intangible and any other tax or duty. The tax department provides tax planning and implementation services in order to assist its affiliates in optimizing its tax position under the various laws in relevant jurisdictions. Additionally, the tax department manages its affiliates' accounting for tax functions. Those functions include, but are not limited to 1) preparing or reviewing monthly journal entries to record all tax transactions, 2) reconciling all tax general ledger accounts to compliance reports filed , 3) reconciling all tax general ledger accounts to cash payments and receipts, 4) the calculation of all income tax accounts for budgets, forecasts and strategic plans. The tax department provides tax related support services for its affiliates' preparation of its other external reporting requirements, including but not limited to the SEC Forms 10-K and 10-Q, FERC filings, rate case support and general regulatory audit requests, etc. The tax department provides tax controversy support services to defend its affiliates against any challenge of tax positions and amounts paid at the Exam, Appeals and Judicial level as needed in all applicable jurisdictions. Additionally, the tax department provides other tax services such as the administration of the Tax Allocation Agreement between EUSHI and its affiliates or any other tax service that might arise on an as needed basis.	Salaries and non-labor expenses allocated using MMM factor	Direct	Salaries and non-labor expenses allocated using MMM factor	Direct	Salaries and non-labor expenses allocated using MMM factor	Direct
		9.36%		9.47%		9.53%	
		$37,094	$147,429	$45,688	$224,373	$51,392	$270,238
Corporate Accounting	Salaries and non-labor expenses to provide its affiliates with accounting, financial reporting services, (including but not limited to the filing of SEC Forms 10-K and 10-Q and any filings made for registered security offerings done by its affiliates).	Salaries and non-labor expenses allocated using MMM factor	Direct	Salaries and non-labor expenses allocated using MMM factor	Direct	Salaries and non-labor expenses allocated using MMM factor	Direct
		9.36%		9.47%		9.53%	
		$244,303	$0	$250,595	$0	$260,878	$0
Audit Services	Salaries and non-labor expenses to provide its affiliates with services in accordance with the Audit Plan approved by the Emera Audit Committee and engagements performed upon request, consisting of financial, system and operational audits.	Salaries and non-labor expenses allocated using MMM factor	Direct	Salaries and non-labor expenses allocated using MMM factor	Direct	Salaries and non-labor expenses allocated using MMM factor	Direct
		9.36%		9.47%		9.53%	
		$136,367	$0	$150,101	$0	$161,383	$0
Pension Investments	Salaries and non-labor expenses to manage the day-to-day investment operations of the TECO Energy Retirement Plan, the TECO Energy Retirement Savings Plan, and the NMGC VEBA. The assets of these plans amounted to $1.7 billion as of June 30. Services include assisting the Benefits Committee in all facets of plan management, including communication, funding, investments, benefit administration, government reporting, legal compliance, and risk management.	Salaries and non-labor employee expenses allocated using MMM factor	Direct	Salaries and non-labor employee expenses allocated using MMM factor	Direct	Salaries and non-labor employee expenses allocated using MMM factor	Direct
		9.36%		9.47%		9.53%	
		$31,950	$0	$26,863	$0	$25,003	$0
Planning & Budgets	Salaries and non-labor expenses to provide Shared Services budgeting and planning support including preparation of detailed O&M and capital budgeting, participation in budget to actual variance analysis, and preparation of detailed management reports on affiliate costs. Develop, implement and maintain various cost allocation methodologies for Shared Services.	Salaries and non-labor employee expenses allocated using MMM factor	Direct	Salaries and non-labor employee expenses allocated using MMM factor	Direct	Salaries and non-labor employee expenses allocated using MMM factor	Direct
		9.36%		9.47%		9.53%	
		$58,216	$0	$73,783	$0	$83,860	$0

NMGC Exhibit ECB-8
Page 3 of 12

NEW MEXICO GAS COMPANY, INC.

TECO Shared Service Costs

		Linkage 1 Budget		Linkage 2 Budget		Future Test Year Budget	
Function	What's included in these charges?	Charged to NMGC and how	Direct charged to NMGC	Charged to NMGC and how	Direct charged to NMGC	What parts are charged to NMGC and how	Direct charged to NMGC
Emergency Management	Salaries and non-labor expenses (including facility space rent, lease, maintenance and desktop phone costs) to provide for hazard identification, assessments, impact analysis, developing plans and procedures, testing plans through a variety of types of exercises, training and education, writing reports, and managing systems in support of enterprise resilience.	Salaries and non-labor expenses using the Emergency Management factor	Direct	Salaries and non-labor expenses using the Emergency Management factor	Direct	Salaries and non-labor expenses using the Emergency Management factor	Direct
		19.17%		19.22%		19.24%	
		$72,996	$15,000	$24,332	$15,000	$0	$15,422
HR and Services		**$517,747**	**$0**	**$607,328**	**$0**	**$670,459**	**$0**
Payroll	Salaries and non-labor expenses to provide SOX Audit, Employment Verification, Payroll Processing (Gross to Net, Audit reports, and reconciliations), Time Reporting (audit reports, approvals, missing time), Off cycle Processing (Ad hoc, monthly, and quarterly), Tax Payments and Quarterly Regulatory Reporting (Tax Filings), 3rd Party Remittance (United Way, TEPAC, Union Dues, 401K, H SA, etc.), Year End Reporting (W2, 1099, annual tax filings, finance & tax dept. reporting), Company Auto (Tax Calculation & Reporting), Regulatory Compliance (Support Packs, Windows Patches, BSI, SAP Notes), System Changes & Testing (Outline requirements, build test plans, evaluate impacts across ERP structure, test and implement), Performance Sharing (PSP) & Annual Performance Match Processing, Year Start Responsibilities (PTO/Vacation, Carryover, tax update, new limits for 401K, HSA, FSA, taxes, etc.)	Salaries and non-labor expenses using the HR Benefits Admin factor	Direct	Salaries and non-labor expenses using the HR Benefits Admin factor	Direct	Salaries and non-labor expenses using the HR Benefits Admin factor	Direct
		14.13%		16.28%		17.35%	
		$102,568	$0	$183,213	$0	$229,822	$0
Healthcare	Salaries and non-labor expenses to Administer and negotiate benefit plan offerings for all Active/Retirees/LTD's/COBRA, Meet frequently with HC consultants and vendors to strategize HC plan offerings, Healthcare Compliance: SPD's, SMM's, PCORI, Re-insurance, HIPAA, ACA compliance, etc., Provide healthcare customer service through healthcare department line, walk up's/emails, Open Enrollment: premiums/benefits/communications, etc., Various reporting and audits: Dependent eligibility, escheatment, OE reports, discriminatory testing, Manage over 16 healthcare benefit vendors, Pay invoices for all healthcare vendors: claims, ASO fees, misc. expenses, Manage Wellness Programs including Florida fitness centers, Administer and enter all New Hire Benefits , Death Claims, all Change in Status, address changes, etc., Develop content for healthcare and wellness sections of the HR website, HR Communications.	Salaries and non-labor expenses using the HR Benefits Admin factor	Direct	Salaries and non-labor expenses using the HR Benefits Admin factor	Direct	Salaries and non-labor expenses using the HR Benefits Admin factor	Direct
	Salaries and non-labor expenses to provide services to active and all retirees, JPM Maintenances & Correspondence, Subpoenas, QDROs and Severance agreements, Primary Password reset for Pen Calculator, Retirement Calculation & Portfolios including SERP, TV Calculation & letters/TWVR Calculation and letters, Loan Default Reporting/Mandatory Distributions, Outstanding checks/Uncashed Checks, Validation and interface from SAP to Pen Calculator, Plan Amendments, All RMD related (including active employees), SPD/SMM, LTD to Retirement, Census data on LTD, Pension and Post-retirement, Non-Discrimination Testing for DB/DC, Form 5500/SAS 70/Audits/PBGC, Disclosures (SAR, AFN, etc.), Retirement process for death & survivors (& death audit). FMLA Administration, STD Administration and Tracking, LTD Administration, Return to Work Coordination,	12.93%		12.69%		12.57%	
		$115,819	$0	$109,828	$0	$109,837	$0
Retirement	Combined with 552.	Salaries and non-labor expenses using the HR Benefits Admin factor	Direct	Salaries and non-labor expenses using the HR Benefits Admin factor	Direct	Salaries and non-labor expenses using the HR Benefits Admin factor	Direct
		12.93%		12.69%		12.57%	

NMGC Exhibit ECB-8
Page 4 of 12

NEW MEXICO GAS COMPANY, INC.

TECO Shared Service Costs

		Linkage 1 Budget		Linkage 2 Budget		Future Test Year Budget	
Function	What's included in these charges?	Charged to NMGC and how	Direct charged to NMGC	Charged to NMGC and how	Direct charged to NMGC	What parts are charged to NMGC and how	Direct charged to NMGC
		$2,511	$0	$7,533	$0	$10,326	$0
Benefits Admin	Roll up cost center for Payroll, Compensation, Healthcare, and Retirement. Includes Director Total Rewards and VP Human Resources. Includes facility space rent, lease, maintenance, & desktop phone costs	Salaries and non-labor expenses using the HR Benefits Admin factor	Direct	Salaries and non-labor expenses using the HR Benefits Admin factor	Direct	Salaries and non-labor expenses using the HR Benefits Admin factor	Direct
		12.93%		12.69%		12.57%	
		$189,408	$0	$167,009	$0	$160,191	$0
Compensation	Salaries and non-labor expenses to provide compensation structure evaluations / pricing / grade structure / job hierarchy, Administration of annual merit process, Administration short term incentive plan and Long Term incentive plan administration, Consultation on internal equity matters and hot spots.	Salaries and non-labor expenses using the HR Benefits Admin factor	Direct	Salaries and non-labor expenses using the HR Benefits Admin factor	Direct	Salaries and non-labor expenses using the HR Benefits Admin factor	Direct
		12.93%		12.69%		12.57%	
		$61,463	$0	$61,493	$0	$63,238	$0
Assessment & Development	Included with Training & Development (cost center 233555). Supporting CSP and other shared service funcitons.	Salaries and non-labor employee expenses using the Employee Relations factor	Direct	Salaries and non-labor employee expenses using the Employee Relations factor	Direct	Salaries and non-labor employee expenses using the Employee Relations factor	Direct
		1.05%		1.06%		1.06%	
		$59	$0	$20	$0	$0	$0
HR Managers	Salaries and non-labor expenses to provide Internal Investigations Management, Union Grievance Support, Non-Union Problem Resolution, Positive Discipline Consultations, Workforce Planning, Organizational Design, Succession Planning, Team Member Opinion Survey Support, HR Strategic Leadership Support, Performance Management Guidance, Benefits Guidance, Affirmative Action Plan Support, Leadership Development Support.	Salaries and non-labor employee expenses using the Employee Relations factor	Direct	Salaries and non-labor employee expenses using the Employee Relations factor	Direct	Salaries and non-labor employee expenses using the Employee Relations factor	Direct
		1.05%		1.06%		1.06%	
		$58	$0	$19	$0	$0	$0
Training & Development	Salaries and non-labor expenses to provide Tuition Reimbursement Program, eLearning Online Training & Development, Executive Board Training Platform, Leadership Development (Mgr. Development Programs), Professional Development (Vital Smarts), Organizational Development (TECO 101, Young Professionals), Team Building Facilitation (PRINT, Strength Finders), Executive Coaching, Professional Coaching & Mentoring, Training Program Design & Development, Instructor Led Training, Training Research & Forecast, Administer, Maintain, Facilitate College Education Program & Liaise with Universities, Facilities Maintenance, Community Leadership Programs, Diversity Training, Leadership Talent Review and Succession Planning Guidelines, Data Collection, Officer Presentation, Leadership Assessments , Administrative Assessments, Customer Service Assessments, Operations Assessments.	Salaries and non-labor employee expenses using the Employee Relations factor	Direct	Salaries and non-labor employee expenses using the Employee Relations factor	Direct	Salaries and non-labor employee expenses using the Employee Relations factor	Direct
		1.05%		1.06%		1.06%	
		$6,891	$0	$6,541	$0	$6,545	$0
Recruitment	Salaries and non-labor expenses to provide Selection Process for Positions (i.e. review candidates, set up interviews, facilitate consensus, etc.…), I-9 documentation and maintenance, Manage MSP for Contingent Workforce, Negotiate Offers to be made (relocation/sign on, % of midpoint), Student Program Manager (Interns/BCEs/Co-ops), Paperwork for Foreign Workers, Conduct and review pre-employment for all new hires (i.e. drug tests, background checks, physicals), Onboarding of new team members, Attract Candidates for Hire (i.e. job fairs, job postings, recruitment advertising, social medias, etc.…), creation and filing of Affirmative Action Plans, EEO-1/Vets 100 Reporting, Success Factor Program Manager and Admin Support, Train SFE to team members, Maintain Careers Website. Interview Guide Database Design & Maintenance.	Salaries and non-labor employee expenses using the Employee Relations factor	Direct	Salaries and non-labor employee expenses using the Employee Relations factor	Direct	Salaries and non-labor employee expenses using the Employee Relations factor	Direct
		1.05%		1.06%		1.06%	
		$14,664	$0	$14,295	$0	$14,508	$0
Employee Relations Admin	Combined with 560	Salaries and non-labor employee expenses using the Employee Relations factor	Direct	Salaries and non-labor employee expenses using the Employee Relations factor	Direct	Salaries and non-labor employee expenses using the Employee Relations factor	Direct
		1.05%		1.06%		1.06%	

NEW MEXICO GAS COMPANY, INC.

TECO Shared Service Costs

		Linkage 1 Budget		Linkage 2 Budget		Future Test Year Budget	
Function	What's included in these charges?	Charged to NMGC and how	Direct charged to NMGC	Charged to NMGC and how	Direct charged to NMGC	What parts are charged to NMGC and how	Direct charged to NMGC
		$1,589	$0	$746	$0	$334	$0
HRIS	System Changes & Testing (Outline requirements, build test plans, evaluate impacts across ERP structure, test and implement). Reporting (Ad Hoc, Qtrly, Monthly, Annually, Regulatory (New Hire, Worker's Comp), Total Pay Report, Vendor Transmissions (Benefits), Union Maintenance (Increases, Premiums, Changes, etc.). Workforce Analytics systems administrator, provide on-demand metrics to support affiliates as requested.	Salaries and non-labor employee expenses using the Employee Relations factor	Direct	Salaries and non-labor employee expenses using the Employee Relations factor	Direct	Salaries and non-labor employee expenses using the Employee Relations factor	Direct
		3.14%		9.43%		12.57%	
		$15,719	$0	$47,158	$0	$64,646	$0
Labor Relations	Salaries and non-labor expenses (including facility space rent, lease, maintenance, & desktop phone costs) to provide Positive Discipline Program Training and Administration, Union Contract Negotiation, Interpretation and Administration (incl. Grievance and Arbitrations), Internal Covered Employee Job Posting, Mandated EAP-MRO/Substance Abuse Program Administration, FPSC; EEOC/OFCCP; DOL; NLRB; FMCS Response Oversight, Employment Law Admin Utilizing Internal & External Legal Services, Employee Status Review Committee Process Administration, Conduct/Support Employee Relations, Internal Investigations, Responds to Internal Audit SOX and Corporate Compliance Reporting and Investigatory activities. Company Policy Administration, HR Policy Development/Admin, Workforce Planning Strategy/Implementation, Performance Management Training/Implementation, Corporate Investigations - HR/Compliance.	Salaries and non-labor employee expenses using the Employee Relations factor	Direct	Salaries and non-labor employee expenses using the Employee Relations factor	Direct	Salaries and non-labor employee expenses using the Employee Relations factor	Direct
		1.05%		1.06%		1.06%	
		$6,998	$0	$9,474	$0	$11,013	$0
Procurement		**$43,072**	**$0**	**$47,028**	**$0**	**$50,385**	**$0**
Procurement Admin	Salaries and non-labor expenses (including facility space rent, lease, maintenance, & desktop phone costs) to provide strategic leadership on procurement activities to procure goods and services. Develop, maintain and administer procurement policies and procedures with consistent and standardized processes to support the procurement life cycle.	Salaries and non-labor employee expenses using the PO Spend factor	Direct	Salaries and non-labor employee expenses using the PO Spend factor	Direct	Salaries and non-labor employee expenses using the PO Spend factor	Direct
		0.81%		0.81%		0.81%	
		$6,684	$0	$6,091	$0	$5,957	$0
Inventory Management	Salaries and non-labor expenses to procure goods and materials, develop & initiate strategies to ensure materials availability, Develop and issue material RFx's, Consolidate vendor spend across the organization to initiate cost savings, Administer the procurement policies and procedures to ensure the procurement process if fair and consistent across the organization.	Salaries and non-labor employee expenses using the PO Spend factor	Direct	Salaries and non-labor employee expenses using the PO Spend factor	Direct	Salaries and non-labor employee expenses using the PO Spend factor	Direct
		0.81%		0.81%		0.81%	
		$12,489	$0	$12,703	$0	$13,171	$0
Supplier Diversity	Salaries and non-labor expenses to administer and maintain the supplier diversity program, Communicate and support the requirements to accomplish the goals set forth by the Federal Subcontracting Plan, Develop and communicate inventory strategies to ensure material availability and inventory levels, Report inventory transaction and levels, Liaison between the business and the audit department to ensure compliance with policies and procedure, Develop, maintain and govern the vendor and material master data, Develop and administer the travel management and P-Card programs, Owner of the Supply Chain SAP roles, patch and system improvement testing.	Salaries and non-labor employee expenses using the PO Spend factor	Direct	Salaries and non-labor employee expenses using the PO Spend factor	Direct	Salaries and non-labor employee expenses using the PO Spend factor	Direct
		0.81%		0.81%		0.81%	
		$5,653	$0	$4,807	$0	$4,508	$0
Contracts Admin	Salaries and non-labor expenses to procure services. Develop and maintain procurement contracts to include pricing, insurance requirements and contract term & conditions, Develop, and issue services Raft's, Consolidate vendor/contractor spend across the organization to initiate cost savings, Administer the procurement policies and procedures to ensure the procurement process if fair and consistent across the organization, Develop and maintain consistent processes to support the contract life cycle, Liaison with the business units, legal, risk, finance and other departments to execute and negotiate contracts.	Salaries and non-labor employee expenses using the PO Spend factor	Direct	Salaries and non-labor employee expenses using the PO Spend factor	Direct	Salaries and non-labor employee expenses using the PO Spend factor	Direct
		0.81%		0.81%		0.81%	
		$18,246	$0	$23,427	$0	$26,750	$0
Information Technology		**$4,705,283**	**$170,743**	**$5,110,896**	**$123,581**	**$5,039,629**	**$102,813**

NMGC Exhibit ECB-8
Page 6 of 12

NEW MEXICO GAS COMPANY, INC.

TECO Shared Service Costs

		Linkage 1 Budget		Linkage 2 Budget		Future Test Year Budget	
Function	What's included in these charges?	Charged to NMGC and how	Direct charged to NMGC	Charged to NMGC and how	Direct charged to NMGC	What parts are charged to NMGC and how	Direct charged to NMGC
IT Allocable Costs (Telecom/Facilities Overhead)- Vacancy	Budget Challenge	Budget Challenge	Direct	Budget Challenge	Direct	Budget Challenge	Direct
		23.22%		16.66%		13.38%	
		($1,098,933)	$0	($91,687)	$0	$0	$0
IT Allocable Costs (Telecom/Facilities Overhead)	Telecom, Facilities, Rent and Lease expenses overhead	Telecom, Facilities rent/lease using a blended IT factor	Direct	Telecom, Facilities rent/lease using a blended IT factor	Direct	Telecom, Facilities rent/lease using a blended IT factor	Direct
		23.22%		16.66%		13.38%	
		$810,473	$0	$544,782	$0	$423,522	$0
IT Admin	Salaries and non-labor expenses to provide strategic direction, corporate governance, consultation and advice to affiliates. Financial Support - provides budgeting and planning services including preparation of detailed O&M and capital budgeting, participation in budget to actual variance analysis, and preparation of detailed management reports on affiliate costs. Executive Assistant support.	Salaries, Employee expenses (meals, mileage, travel, training); Materials and Supplies; phone charges using the IT factor	Direct	Salaries, Employee expenses (meals, mileage, travel, training); Materials and Supplies; phone charges using the IT factor	Direct	Salaries, Employee expenses (meals, mileage, travel, training); Materials and Supplies; phone charges using the IT factor	Direct
		17.71%		14.82%		13.38%	
		$520,958	$0	$352,020	$0	$275,076	$0
Emerging Technology - Automation & Emerging Technology	Labor and costs are related to support of the API Platform, Robotic Process Automation platform including Blue Prism, Microsoft Power Automate, Microsoft Power Platform, Microsoft Azure cloud governance incuding cloud application management etc.	Salaries, Employee expenses (meals, mileage, travel, training); Materials and Supplies; phone charges using the IT factor	Direct	Salaries, Employee expenses (meals, mileage, travel, training); Materials and Supplies; phone charges using the IT factor	Direct	Salaries, Employee expenses (meals, mileage, travel, training); Materials and Supplies; phone charges using the IT factor	Direct
		17.71%		14.82%		13.38%	
		$41,231	$0	$21,692	$0	$12,258	$0
Project Mgmt - ADS	Project Management support for work meeting project designation. Includes managing projects through the approved SDLC process to closure. Provide for management of Project Management Office (PMO) to include overall management of projects and ensuring new projects which have completed Digital Value Business Case governance have resources allocated according to value. Manage overall SDLC processes for projects and insure through reviews and audits that projects adhere to the SDLC.	Salaries, Employee expenses (meals, mileage, travel, training); Materials and Supplies; phone charges using the IT factor	Direct	Salaries, Employee expenses (meals, mileage, travel, training); Materials and Supplies; phone charges using the IT factor	Direct	Salaries, Employee expenses (meals, mileage, travel, training); Materials and Supplies; phone charges using the IT factor	Direct
		3.35%		10.04%		13.38%	
		$2,883	$0	$8,650	$0	$11,857	$0
T40008 Girish Nayak - Advance Digital Solutions		**$ 155,722**	**$ -**	**$ 69,301**	**$ -**	**$ 26,823**	**$ -**
Mainstream Technology - Data Mgt, Analytics & Reporting	Salaries and non-labor expenses related to the support of the Data and Analytics need for the entire TECO Energy organization. This includes support of SAP ERP, SAP CRMB, PowerPlan etc. Analytics and Reporting, PGS SAP WAM Reporting, AMI Data Analytics Platform etc. The Architect and Data Engineer roles support the whole organization. Salaries and non-labor expenses related to support of the API Platform, Robotic Process Automation platform including Blue Prism, Microsoft Power Automate, cloud governance incuding cloud application management etc.	Salaries, Employee Expenses, Training, Materials & Supplies using the IT factor	Direct	Salaries, Employee Expenses, Training, Materials & Supplies using the IT factor	Direct	Salaries, Employee Expenses, Training, Materials & Supplies using the IT factor	Direct
		17.71%		14.82%		13.38%	
		$155,722	$0	$69,301	$0	$26,823	$0
T40009 Michele Arevalo - High Performance Computing & Business Partner Support		**$ 1,485,283**	**$ 20,743**	**$ 1,436,961**	**$ 23,581**	**$ 1,452,536**	**$ 25,703**
Infrastructure Architecture	Labor and costs associated with infrastructure architecture that benefit all affiliates including data center upgrade/migration, routing, switching, DNS, load balancing, servers, storage, cloud (IaaS, PaaS, SaaS), perimeter security, OT security	Salaries, Employee Expenses (Training, Professional Dues, Materials & Supplies, Travel, Mileage) using the IT factor	Direct	Salaries, Employee Expenses (Training, Professional Dues, Materials & Supplies, Travel, Mileage) using the IT factor	Direct	Salaries, Employee Expenses (Training, Professional Dues, Materials & Supplies, Travel, Mileage) using the IT factor	Direct
		17.71%		14.82%		13.38%	
		$15,968	$0	$47,330	$0	$64,783	$0
Compute & Storage	Labor and costs to create and maintain standards, configurations, and supports desktop and server hardware, manages operating systems and software packaging, manage Active Directory (GPO, ADFS, SSO, Azure AD), support and maintain Storage Area Networks (SAN), virtualized systems, and data backup.	Salaries, Employee expense - travel and training using the IT factor	Direct	Salaries, Employee expense - travel and training using the IT factor	Direct	Salaries, Employee expense - travel and training using the IT factor	Direct
		17.71%		14.82%		13.38%	
		$245,093	$0	$280,116	$0	$305,999	$0

NEW MEXICO GAS COMPANY, INC.

TECO Shared Service Costs

		Linkage 1 Budget		Linkage 2 Budget		Future Test Year Budget	
Function	What's included in these charges?	Charged to NMGC and how	Direct charged to NMGC	Charged to NMGC and how	Direct charged to NMGC	What parts are charged to NMGC and how	Direct charged to NMGC
Data Management	Labor and Costs to support Oracle and SQL Server databases that underlay almost all applications used throughout the company.	Salaries, Employee expense - travel and training using a blended IT factor	Direct	Salaries, Employee expense - travel and training using a blended IT factor	Direct	Salaries, Employee expense - travel and training using a blended IT factor	Direct
		17.71%		14.82%		13.38%	
		$101,387	$0	$83,996	$0	$77,419	$0
Network Engineering	Labor and costs associated with network engineering that benefit all affiliates including routing, switching, enterprise Wi-Fi, firewalls, web app firewalls, proxy administration, network taps, time servers, network segmentation, network access control, load balancing, DDoS protection, IPAM, UPS management	Salaries, Employee Expenses (Training, Professional Dues, Materials & Supplies, Travel, Mileage) using the IT factor	Direct	Salaries, Employee Expenses (Training, Professional Dues, Materials & Supplies, Travel, Mileage) using the IT factor	Direct	Salaries, Employee Expenses (Training, Professional Dues, Materials & Supplies, Travel, Mileage) using the IT factor	Direct
		17.71%		14.82%		13.38%	
		$132,000	$0	$88,622	$0	$68,815	$0
Cyber Security Operations	Labor and costs associated with Cyber Security Operations processes that benefit all affiliates including security monitoring, vulnerability management, threat intelligence, policy and compliance monitoring (e.g. PCI, SOX, TSA SD, NERC, etc.), security incident management, identity and access monitoring, content and malware monitoring, configuration monitoring, security analytics, cyber threat management, insider threat management, and penetration testing	Salaries, Employee Expenses (Training, Professional Dues, Materials & Supplies, Travel, Mileage) using the IT factor	Direct	Salaries, Employee Expenses (Training, Professional Dues, Materials & Supplies, Travel, Mileage) using the IT factor	Direct	Salaries, Employee Expenses (Training, Professional Dues, Materials & Supplies, Travel, Mileage) using the IT factor	Direct
		17.71%		14.82%		13.38%	
		$250,059	$0	$203,252	$0	$184,907	$0
Field Support	All teir 1 & teir 2 end user device support that could not be handled remotely by the service desk. Provide desk-side incident management and incident resolution for any issues related desktop, laptops, tablets, printers, phones, conference rooms, mobiled devices, peripherals and the software that run on these devices. Satisfy requests for new personal computing & Collaboration equipment, peripherals and software. Refresh the personal computing environment every 4-5 years. Benchmarking: Benchmarking against other utilities to identify areas for improvement. Conduct lessons learned discussions with utility peer to improve performance and efficiency.	Salaries using a blended IT factor	Direct	Salaries using a blended IT factor	Direct	Salaries using a blended IT factor	Direct
		3.35%		10.04%		13.38%	
		$29,121	$0	$87,364	$0	$119,761	$0
Hosting & Cloud	New group to consolidate and expand support for the continually growing need to support cloud applications. Plan, Build, Run and establish/maintain standards for implementation and support of core cloud applications (Teams, M365, Exchange, etc.), infrastructure as a service (cloud servers, cloud network, etc.) and Network access for other hosted applications utilized by the business.	Salaries using a blended IT factor	Direct	Salaries using a blended IT factor	Direct	Salaries using a blended IT factor	Direct
		17.71%		14.82%		13.38%	
		$124,557	$0	$102,138	$0	$93,485	$0
Service Desk	Labor and costs associated with the Service Desk. Service Desk provides phone support of incident management and incident resolution for any issues related to desktop, laptops, tablets, printers, peripherals and the software that run on these devices. Escalate incidents and requests as necessary. Satisfy requests for new personal computing equipment, peripherals and software. Act as single point of contact for all incidents. Maintain the integrity of the Service Management Solution.	Salaries, Service Desk Contractor, Employee expenses (travel, training) using the IT factor	Direct	Salaries, Service Desk Contractor, Employee expenses (travel, training) using the IT factor	Direct	Salaries, Service Desk Contractor, Employee expenses (travel, training) using the IT factor	Direct
		4.62%		10.46%		13.38%	
		$35,461	$0	$73,374	$0	$94,928	$0
TechOps	Labor for 24/7 coverage of Infrastructure. Security, After Hours Service Desk support, Firewall support, Materials & Supplies (13 total FTEs, Manager is budged in Service Desk cost center)	Salaries, for 24/7 coverage of Infrastructure, Security, After Hours Service Desk support, Materials & Supplies, using the IT factor	Direct	Salaries, for 24/7 coverage of Infrastructure, Security, After Hours Service Desk support, Materials & Supplies, using the IT factor	Direct	Salaries, for 24/7 coverage of Infrastructure, Security, After Hours Service Desk support, Materials & Supplies, using the IT factor	Direct
		17.71%		14.82%		13.38%	

NMGC Exhibit ECB-8
Page 8 of 12

NEW MEXICO GAS COMPANY, INC.

TECO Shared Service Costs

		Linkage 1 Budget		Linkage 2 Budget		Future Test Year Budget	
Function	What's included in these charges?	Charged to NMGC and how	Direct charged to NMGC	Charged to NMGC and how	Direct charged to NMGC	What parts are charged to NMGC and how	Direct charged to NMGC
		$365,248	$0	$331,953	$0	$324,174	$0
Compliance Operations	Labor and costs associated with compliance operations that benefit all affiliates including patch management, configuration management (CMDB), NERC CIP compliance, TSA SD compliance	Salaries, Employee Expenses (Training, Professional Dues, Materials & Supplies, Travel, Mileage) using the IT factor	Direct	Salaries, Employee Expenses (Training, Professional Dues, Materials & Supplies, Travel, Mileage) using the IT factor	Direct	Salaries, Employee Expenses (Training, Professional Dues, Materials & Supplies, Travel, Mileage) using the IT factor	None
		17.71%		14.82%		13.38%	
		$113,757	$0	$67,463	$0	$45,562	$0
Remote Access & Desktop Engineering	Labor and costs associated with support of our remote access tools inlcuding Citrix and VPN, and enterprise desktop services including maintaining standards, configurations, and support of desktop hardware and operating systems, desktop imaging, and software packaging that benefit all affilates.	Salaries, Employee Expenses (Training, Professional Dues, Materials & Supplies, Travel, Mileage) using the IT factor	Direct	Salaries, Employee Expenses (Training, Professional Dues, Materials & Supplies, Travel, Mileage) using the IT factor	Direct	Salaries, Employee Expenses (Training, Professional Dues, Materials & Supplies, Travel, Mileage) using the IT factor	None
		3.35%		10.04%		13.38%	
		$17,679	$0	$53,036	$0	$72,703	$0
Cyber Security Architecture	Labor and costs associated with Cyber Security Architecture and Engineering processes and technologies that benefit all affiliates including security architecture and engineering for IT and OT security controls, vulnerability management, threat intelligence, policy and compliance enforcement (e.g. PCI, SOX, TSA SD, NERC, etc.), and penetration testing	Salaries, Employee Expenses (Training, Professional Dues, Materials & Supplies, Travel, Mileage) using the IT factor	Direct	Salaries, Employee Expenses (Training, Professional Dues, Materials & Supplies, Travel, Mileage) using the IT factor	Direct	Salaries, Employee Expenses (Training, Professional Dues, Materials & Supplies, Travel, Mileage) using the IT factor	None
		17.71%		14.82%		13.38%	
		$54,954	$20,743	$18,318	$23,581	$0	$25,703
T40011 Roland Miller - Strategy, Solutions, Security & Governance		**$142,811**	**0**	**$107,426**	**0**	**$92,257**	**0**
Business Relationship Managers	Labor and expenses associated with the TEC Business Relationship Management Team.	None	Direct	None	Direct	None	Direct
		3.35%		10.04%		13.38%	
		$0	$0	$0	$0	$0	$0
Enterprise Architecture & IT DR/BC	Labor and costs associated with the creation and maintaince of all IT technology standards, solution/design templates, enterprise architecture governance processes and procedures for ensuring compliance, IT business continuity and disaster recovery that supports business strategy, creation and maintain nce of all IT DR/BC plans, templates, governance processes and procedures for ensuring compliance and exercise planning.	None	Direct	None	Direct	None	Direct
		17.71%		14.82%		13.38%	
		$61,195	$0	$50,999	$0	$47,191	$0
Enterprise Information Security	Labor and costs associated with cyber risk management of all technology procurements and project implementations. Accountable for establishing and maintaining cyber security policies and security configuration standards for all affiliates.	Salaries, Employee Expenses, Meals, Training, Mileage, Materials & Supplies using a blended IT factor	Direct	Salaries, Employee Expenses, Meals, Training, Mileage, Materials & Supplies using a blended IT factor	Direct	Salaries, Employee Expenses, Meals, Training, Mileage, Materials & Supplies using a blended IT factor	Direct
		17.71%		14.82%		13.38%	
		$81,616	$0	$56,428	$0	$45,066	$0
T40109 Terri Khalil - Technology Delivery, Performance Optimization & Compliance		**$1,505,833**	**$ 150,000**	**$1,656,899**	**$ 100,000**	**$1,781,157**	**$77,109**
Project Mgt Office - Project & Program Mgt	Project Management support for work meeting project designation. Includes managing projects through the approved SDLC process to closure. Provide for management of Project Management Office (PMO) to include overall management of projects and ensuring new projects which have completed Digital Value Business Case governance have resources allocated according to value. Manage overall SDLC processes for projects and insure through reviews and audits that projects adhere to the SDLC.	Maintenance, licensing, and services for all IT infrastructure, IT Security, and IT applications using a blended IT factor	Direct	Maintenance, licensing, and services for all IT infrastructure, IT Security, and IT applications using a blended IT factor	Direct	Maintenance, licensing, and services for all IT infrastructure, IT Security, and IT applications using a blended IT factor	Direct
		3.35%		10.04%		13.38%	
		$13,649	$0	$40,948	$0	$56,134	$0

NMGC Exhibit ECB-8
Page 9 of 12

NEW MEXICO GAS COMPANY, INC.

TECO Shared Service Costs

		Linkage 1 Budget		Linkage 2 Budget		Future Test Year Budget	
Function	What's included in these charges?	Charged to NMGC and how	Direct charged to NMGC	Charged to NMGC and how	Direct charged to NMGC	What parts are charged to NMGC and how	Direct charged to NMGC
Business Operations - IT Maintenance	Maintenance, licensing, and services for all IT infrastructure, IT Security, and IT applications	Maintenance, licensing, and services for all IT infrastructure, IT Security, and IT applications using a blended IT factor	Direct	Maintenance, licensing, and services for all IT infrastructure, IT Security, and IT applications using a blended IT factor	Direct	Maintenance, licensing, and services for all IT infrastructure, IT Security, and IT applications using a blended IT factor	Direct
		13.06%		13.27%		13.38%	
		$1,223,785	$0	$1,323,958	$0	$1,412,690	$0
Business Operations - Asset & Vendor Management	Labor and costs for procurement of hardware and software in support of projects, equipment lifecycle, printers and other IT Assets. Tracking of software license compliance, response to license audits, Telecom billing.	Salaries using a blended IT factor	Direct	Salaries using a blended IT factor	Direct	Salaries using a blended IT factor	Direct
		5.82%		10.86%		13.38%	
		$51,750	$0	$94,348	$0	$118,899	$0
Quality Assurance & Compliance	Labor and costs associated for IT Compliance & Assurance function supporting SOX, PCI, external regulatory initiatives (Non-NERC) such as DHS TSA Pipeline Security Guidelines/Directives, NARUC cybersecurity questions, internal/external audit liaison, corporate Security Awareness Program, IT policies, standards and procedures (COBIT and NIST frameworks), Emera Cybersecurity Security Standards Framework (CSF) project implementation oversight, compliance and risk advisory to projects, Compliance reporting and escalation, IT maturity, NIST Control Assessments, cyber risk/security assessment tracking.	Salaries, Employee Expenses, Professional dues using the IT factor	Direct	Salaries, Employee Expenses, Professional dues using the IT factor	Direct	Salaries, Employee Expenses, Professional dues using the IT factor	Direct
		17.71%		14.82%		13.38%	
		$195,437	$150,000	$134,012	$100,000	$106,204	$77,109
Project Mgmt - Compliance	Project Management support for work meeting project designation. Includes managing projects through the approved SDLC process to closure. Provide for management of Project Management Office (PMO) to include overall management of projects and ensuring new projects which have completed Digital Value Business Case governance have resources allocated according to value. Manage overall SDLC processes for projects and insure through reviews and audits that projects adhere to the SDLC.	Salaries, Employee Expenses, Professional dues using the IT factor	Direct	Salaries, Employee Expenses, Professional dues using the IT factor	Direct	Salaries, Employee Expenses, Professional dues using the IT factor	Direct
		3.35%		10.04%		13.38%	
		$8,221	$0	$24,662	$0	$33,808	$0
BRM & BSA - Compliance	Project Management support for work meeting project designation. Includes managing projects through the approved SDLC process to closure. Provide for management of Project Management Office (PMO) to include overall management of projects and ensuring new projects which have completed Digital Value Business Case governance have resources allocated according to value. Manage overall SDLC processes for projects and insure through reviews and audits that projects adhere to the SDLC.	Salaries, Employee Expenses, Professional dues using the IT factor	Direct	Salaries, Employee Expenses, Professional dues using the IT factor	Direct	Salaries, Employee Expenses, Professional dues using the IT factor	Direct
		3.35%		10.04%		13.38%	
		$4,505	$0	$13,515	$0	$18,527	$0
Benchmarking, Communications & Admin	Performance Optmization metrics and UNITE benchmarking, research, IT Production Documents (e.g., DR Plans, System Manuals) controlled library and technical writing, corporate Security Awareness Program, miscellaneous documentation (user instructions, job aids/quick references, desk-level procedures, IT communications and reporting	Salaries, Employee Expenses, Professional dues using the IT factor	Direct	Salaries, Employee Expenses, Professional dues using the IT factor	Direct	Salaries, Employee Expenses, Professional dues using the IT factor	Direct
		3.35%		10.04%		13.38%	
		$8,485	$0	$25,456	$0	$34,896	$0
T40338 Ajay Sikha - Business Innovation Solutions: IT & Corporate		**$1,139,021**	**0**	**$1,004,852**	**0**	**$964,142**	**0**
BIS - IT Corporate Operations	Labor and costs associated with support of the SAP landscape and related third party systems for the SAP Basis, SAP PI/PO, ABAP, Deveopment, for all companies. In addition to Technology for the entire SAP solution.	Salaries using a blended IT factor	Direct	Salaries using a blended IT factor	Direct	Salaries using a blended IT factor	Direct
		17.71%		14.82%		13.38%	
		$147,021	$0	$159,107	$0	$169,794	$0
Identity Access & HR	Labor and costs associated with support of the employee and customer identity and access. approve, grant, revoke, and investigate access adminstration. Support IT applications. follow NERC, FERC and other governing guidlines related to access.	Salaries using a blended IT factor	Direct	Salaries using a blended IT factor	Direct	Salaries using a blended IT factor	Direct
		17.71%		14.82%		13.38%	
		$235,730	$0	$188,767	$0	$169,934	$0

NMGC Exhibit ECB-8
Page 10 of 12

NEW MEXICO GAS COMPANY, INC.

TECO Shared Service Costs

		Linkage 1 Budget		Linkage 2 Budget		Future Test Year Budget	
Function	What's included in these charges?	Charged to NMGC and how	Direct charged to NMGC	Charged to NMGC and how	Direct charged to NMGC	What parts are charged to NMGC and how	Direct charged to NMGC
Finance & Supply Chain	Labor and costs associated with support of the SAP Enterprise landscape and related third party systems for the HR/Payroll, Supply Chain, Finance (includes BPC and PowerPlant), and Allegro functions for all companies. In addition to Technology for the entire SAP ERP solution.	Salaries, Employee expenses (professional dues, meals, mileage, travel, training); Materials & Supplies expense; Legal expenses, AMS Contractors and Contractor Services using the IT factor	Direct	Salaries, Employee expenses (professional dues, meals, mileage, travel, training); Materials & Supplies expense; Legal expenses, AMS Contractors and Contractor Services using the IT factor	Direct	Salaries, Employee expenses (professional dues, meals, mileage, travel, training); Materials & Supplies expense; Legal expenses, AMS Contractors and Contractor Services using the IT factor	Direct
		17.71%		14.82%		13.38%	
		$453,614	$0	$383,120	$0	$357,657	$0
Corporate Technology Solutions	Labor and costs associated with support of the Information technology and coporate technology solutions for all companies. Support applications such as SharePoint, OpenText, and 62 additional applications, under the corporate category of IT tools.	Salaries using a blended IT factor	Direct	Salaries using a blended IT factor	Direct	Salaries using a blended IT factor	Direct
		17.71%		14.82%		13.38%	
		$126,130	$0	$96,480	$0	$83,951	$0
BRM & BSA - IT & Corp	Project Management support for work meeting project designation. Includes managing projects through the approved SDLC process to closure. Provide for management of Project Management Office (PMO) to include overall management of projects and ensuring new projects which have completed Digital Value	Salaries using a blended IT factor	Direct	Salaries using a blended IT factor	Direct	Salaries using a blended IT factor	Direct
		3.35%		10.04%		13.38%	
		$8,172	$0	$24,516	$0	$33,607	$0
Strategic Technology Initiatives & Governance	Labor and costs associated with the roadmap, planning and execution of strategies related to enterprise level highly integrated technologies such as SAP. Ensure IT governance is in place to enable delivering consistent and scalable business value from the enterprise technology solutions.	Salaries using a blended IT factor	Direct	Salaries using a blended IT factor	Direct	Salaries using a blended IT factor	Direct
		17.71%		14.82%		13.38%	
		$168,352	$0	$152,863	$0	$149,199	$0
Corporate Responsibility		**$3,037,686**	**$0**	**$2,676,817**	**$0**	**$2,531,320**	**$0**
Other Corporate	Emera Allocations (Primarily Executive Allocation), Shared Services Benefits (PSP/LTI), Asset Usage.	Emera Allocations (Primarily Executive Allocation), Shared Services Benefits (PSP/LTI), Asset Usage.	Direct	Emera Allocations (Primarily Executive Allocation), Shared Services Benefits (PSP/LTI), Asset Usage.	Direct	Emera Allocations (Primarily Executive Allocation), Shared Services Benefits (PSP/LTI), Asset Usage.	Direct
		9.36%		9.47%		9.53%	
		$3,037,686	$0	$2,676,817	$0	$2,531,320	$0
Total		**$9,375,871**	**$427,134**	**$9,502,819**	**$444,194**	**$9,376,550**	**$465,457**
Grand Total			**$9,803,004**		**$9,947,013**		**$9,842,007**

NMGC Exhibit ECB-8
Page 11 of 12

NEW MEXICO GAS COMPANY, INC.

TECO Shared Service Costs

NMGC Exhibit ECB-8
Page 12 of 12

		Linkage 1 Budget		Linkage 2 Budget		Future Test Year Budget	
Function	What's included in these charges?	Charged to NMGC and how	Direct charged to NMGC	Charged to NMGC and how	Direct charged to NMGC	What parts are charged to NMGC and how	Direct charged to NMGC

s

NMGC Exhibit ECB-9

Emera Shared Service Costs

2024 Budget - Shared Service Summary by Cost Center

	Service Descriptions	Direct Costs Charged to NMGC		
		New Mexico Gas Linkage 1	New Mexico Gas Linkage 2	New Mexico Gas Future Test Year
Shared Services				
Audit Services	Program Management: development and updates to annual planning, Audit Services Methodology, AuditBoard, Budget/Forecasting, Training, Senior Director/Director Time related to meeting oversight and associated costs that benefit the entire Audit Services Team.	72,262	51,399	41,822
Audit Services - Overhead		31,224	22,919	19,158
Corporate Secretary	The corporate secretary's office provides support to the affiliates on corporate governance. The general allocation includes costs incurred by the team to support the Corporate Secretary. An allocation of the Corporate Secretary are allocated from sub category #1 and #2. Cost are based on time spent in the affiliate as tracked on a monthly basis.	2,670	890	-
Corporate Secretary - Overhead		1,033	344	-

NMGC Exhibit ECB-9
Page 1 of 13

New Mexico Gas Company, Inc.

EMERA Shared Service Costs

	Service Descriptions	Direct Costs Charged to NMGC		
		New Mexico Gas Linkage 1	New Mexico Gas Linkage 2	New Mexico Gas Future Test Year
Shared Services				
Corporate Tax Services	Monthly financial accounting for income taxes Monthly analytics on income tax accounts Quarterly financial accounting for income taxes Quarterly and/or Annual (as applicable) Management Discussion & Analysis (MD&A) and/or Financial Statement Note Disclosure (as applicable) of income taxes Budgeting and forecasting of income taxes Regulatory Support for rate cases and other, including responses to IRs or other tax related requests for information Preparation, review and/or filing of Canadian tax returns (income taxes, HST, Withholding Taxes), including treaty based filings for non-resident companies, as applicable Management of tax authority audits, as applicable Management of external tax consultants preparation and filing of tax returns (income taxes) Tax planning, advice and support, including management of external tax consultants, as required Support for government relations and work with Electricity Canada Supporting Tax Director / Owners of Tax Function in non-resident companies Ad hoc analysis for various tax related questions	1,302	3,905	5,315
Corporate Tax Services - Overhead		543	1,629	2,217

NMGC Exhibit ECB-9
Page 2 of 13

New Mexico Gas Company, Inc.

EMERA Shared Service Costs

	Service Descriptions	Direct Costs Charged to NMGC		
		New Mexico Gas Linkage 1	New Mexico Gas Linkage 2	New Mexico Gas Future Test Year
Shared Services				
Enterprise Risk Management - Credit	ERM Credit reflects all costs associated with supporting credit risk managements functions noted above such as counterparty analysis, monitoring and reporting. This includes certain of ERM Labor (& related costs) and various credit subscriptions.	1,875	5,626	7,658
Enterprise Risk Management - Credit - Overhead		-	-	-
Environmental Policy	Reporting to the VP Safety and Environment, the Environmental Policy & Programs (EPP) group is a corporate environment group whose principle accountability is to act as the Company's authority on matters of environmental policy, governance and due diligence.	22,304	66,911	91,075
Environmental Policy - Overhead		9,185	27,554	37,505
Human Resources	Support of the business strategy, oversight of the Talent Strategy components – Talent Management, HR Operations Total Rewards. Also provides Emera wide oversight and support in response to the pandemic. Responsible for the HR digital strategy and lead of the culture and leadership transformation to support the digital strategy Provides Emera-wide support on the creation and execution of the DEI strategy at Emera. Provides Emera wide data and analytics of employee data in support of the talent strategy.	48,112	49,326	50,975
Human Resources - Overhead		25,586	26,349	27,288

NMGC Exhibit ECB-9
Page 3 of 13

New Mexico Gas Company, Inc.

EMERA Shared Service Costs

	Service Descriptions	Direct Costs Charged to NMGC		
		New Mexico Gas Linkage 1	New Mexico Gas Linkage 2	New Mexico Gas Future Test Year
Shared Services				
Investor Relations	Marketing to existing shareholders and potential investors in equity and debt capital markets, hosting road shows and annual investor dinner, management of Investor Relations software, preparation and distribution of investor materials, venue and event management and management of disclosure requirements.	13,898	13,600	13,732
Investor Relations - Overhead		11,812	11,803	12,045
Office of the CDO	Direction on Affiliate digital strategy and its implications; Support of Affiliate IT leaders in the development and implementation of IT roadmaps; Formulation of an Emera-wide IT governance framework connecting strategy to IT capital planning; and Oversight of the implementation of the cyber security framework and playing a leadership role in cyber security governance.	59,705	179,116	243,800
Office of the CDO - Overhead		9,281	27,843	37,899

NMGC Exhibit ECB-9
Page 4 of 13

New Mexico Gas Company, Inc.

EMERA Shared Service Costs

	Service Descriptions	Direct Costs Charged to NMGC		
		New Mexico Gas Linkage 1	New Mexico Gas Linkage 2	New Mexico Gas Future Test Year
Shared Services				
Safety	Provide strategic leadership, direction and oversight regarding the development, implementation, and maintenance of the corporate safety management system and associated corporate safety standards; Assist with organizing and planning work activities for corporate safety function; Identify safety priorities and activities during the annual planning process and collaborate with affilaites on setting balance scorecard measures. Develop, implement and communicate safety strategies, programs and processes consistent with the corporate goals and objectives; Develop and implement corporate safety programs and tools, such as SIF Prevention, Contractor Safety Program, Auditing & Compliance, Risk Management, Incident Reporting & Investigation, Fall Protection, Confined Space Entry, and Hazardous Materials Management, to ensure consistent and standardized implementation across all affiliates	201,738	160,100	142,185
Safety - Overhead		55,612	40,813	34,110

NMGC Exhibit ECB-9
Page 5 of 13

New Mexico Gas Company, Inc.

EMERA Shared Service Costs

	Service Descriptions	Direct Costs Charged to NMGC		
		New Mexico Gas Linkage 1	New Mexico Gas Linkage 2	New Mexico Gas Future Test Year
Shared Services				
Talent Management - All Affiliates	Talent Management provides a number of services across Emera Business including NMGC. Services include: Coordination of the Leadership Development Program; Talent Assessments, 360 surveys and External Coaching; Succession Planning Documentation; Employee Engagement Program; Coordination and/or Facilitation of Training for Leaders/Managers/Supervisors; Corporate Intergration Projects and Initiatives; Leadership Development Program; Emera wide Leadership Competency: Change Enablement Discipline; Respectful Workplace policy, program, training; Learning Management System (eKNOWLEDGECENTRE); Corporate Policy Training and Support; Talent management program; Pandemic Support; Digitial Strategy Support; Employer Branding and Talent Attraction Activities	98,195	100,326	103,505
Talent Management - All Affiliates - Overhead		12,758	13,163	13,644
Total Rewards	Responsible for the policy design, administration, communication, compliance and control of the following programs; Emera Executive Compensation and Emera Global Mobility.	42,656	52,066	57,955
Total Rewards - Overhead		22,531	29,786	34,110

NMGC Exhibit ECB-9
Page 6 of 13

New Mexico Gas Company, Inc.

EMERA Shared Service Costs

	Service Descriptions	Direct Costs Charged to NMGC		
		New Mexico Gas Linkage 1	New Mexico Gas Linkage 2	New Mexico Gas Future Test Year
Shared Services				
Total Rewards - Health	Emera Health Promotion: Emera Health and Wellness team works to ensure Emera's commitment to employee health and wellness is felt across all Emera affiliates through the promotion of safe and healthy workplace by engaging and collaborating with key stakeholders to develop, implement, coordinate and evaluate health promotion programs including; Health Promotion (Health Challenges including promotional materials; Health Messages/Awareness); FAP contract administration, communication and education; Pandemic Planning (Monitoring WHO, Health messaging on awareness/prevention, etc.) Annual Reporting Wellness incentive; Weight Watchers and smoking cessation administration and communication.	35,593	29,135	26,446
Total Rewards - Health - Overhead		17,519	14,750	13,644
Treasury	Emera treasury provides cash management, corporate finance and financial risk management to the consolidated group of Emera companies. Including capital market funding and capital structure optimization, consulting on complex financial issues and financial reporting support.	4,103	4,928	5,452
Treasury - Overhead		1,409	1,839	2,097

NMGC Exhibit ECB-9
Page 7 of 13

New Mexico Gas Company, Inc.

EMERA Shared Service Costs

	Service Descriptions	Direct Costs Charged to NMGC		
		New Mexico Gas Linkage 1	New Mexico Gas Linkage 2	New Mexico Gas Future Test Year
Shared Services				
VP Compliance and Risk	Corporate Compliance leads the development and oversees the implementation of Emera's Compliance Management System (CMS) Policy and Standards as well as Emera's Enterprise Governance Risk and Compliance (GRC) Software Platform. The CMS Standards and GRC Platform are used, among other things, to help monitor and report quarterly to Emera's Audit Committee on the status of all of Emera's compliance risks excluding environmental, health, safety and financial compliance risks. These risks are handled separately by other corporate functions. Covered affiliates include those where Emera operates its gas and electric systems. Corporate Compliance also administers Emera's Code of Conduct, including updates and annual training and testing. Corporate Compliance also supports the development, implementation and administration of other Emera Policies, including Anti-Corruption, Records Information Management and Third Party Risk Management. This work improves stakeholder transparency, audit readiness, and accountability. The VP Compliance and Risk is also responsible for overseeing Emera's Enterprise Risk Management program, including the Enterprise Risk Management Committee, the ERM Risk Dashboard and any associated risk analyses	96,004	94,397	95,545
VP Compliance and Risk - Overhead		19,137	19,744	20,466

NMGC Exhibit ECB-9
Page 8 of 13

New Mexico Gas Company, Inc.

EMERA Shared Service Costs

	Service Descriptions	Direct Costs Charged to NMGC		
		New Mexico Gas Linkage 1	New Mexico Gas Linkage 2	New Mexico Gas Future Test Year
Shared Services				
Business Transformation AA	Lead the development and implementation of the Canada People and Digital multi-year technology road map and annualized plans. Including exploring all possible synergies with non-Canadian affiliates. Act as the lead on internal opportunity assessments, project planning and determining appropriate structures and processes for project implementation for People and Digital projects.	23,718	25,745	27,317
Business Transformation AA - Overhead		12,758	13,163	13,644
Board Allocations	Emera executives hold director and/officer positions on internal boards and/or advisory boards. Consistent with the retainer and per meeting fee external directors receive, Allocate a fee for each director and/or officer on a board based on a set fee calculated using market rates for external directors and expenses. The Board of Directors provides strategic advice regarding the operation of each affiliate.	143,000	143,000	145,982
Commercial Investments & Financial Analysis	Preparation of financial information to support strategic and business decisions. Analysis requested by affiliates will be allocated to the affiliate directly via time tracking. Provides access to SNL Financial, the premier provider of breaking news, financial data and expert analysis on business sectors critical to the global economy. Consolidates and reports on consolidated budget and forecasts, responsible for maintaining consolidation system, special projects as they occur.	38,387	70,810	88,836

NMGC Exhibit ECB-9
Page 9 of 13

New Mexico Gas Company, Inc.

EMERA Shared Service Costs

	Service Descriptions	Direct Costs Charged to NMGC		
		New Mexico Gas Linkage 1	New Mexico Gas Linkage 2	New Mexico Gas Future Test Year
Shared Services				
Communications	Some affiliates do not have communications teams of their own, or they look to the corporate team to carry certain communications responsibilities for them. The corporate team provides communications services on behalf of these affiliates - essentially acting as part of the affiliate communications team. When communications is directly engaged in the activities of a business and providing a benefit and a direct charge will be applied via time tracking.	2,786	2,786	2,844
ECSPP	Employees in affiliates are provided with the opportunity to participate in the Emera Employee Common Share Purchase Plan (ECSPP). Costs allocated to the affiliates on a quarterly basis are the employer matching portion of the employees' contribution during the period. Allocated to affiliates based on budgeted % of contributions; actuals will be updated quarterly. Provides affiliates the opportunity for their employees to acquire a stake in the future of Emera Incorporated.	3,699	11,096	15,102
Enterprise Risk Management - Risk - Non-Shared Service	ERM Risk reflects all costs associated with supporting market risk management functions noted above such as price validation, risk policy management, forward curves...etc.. This includes certain of ERM Labour (& related costs) and various pricing subscriptions and external trading related software services. Costs are allocated to EE and NSPI based on noted allocator of principal licenses of Allegro	3,892	11,675	15,892
Enterprise Risk Management - Risk - Non-Shared Service - Overhead		1,791	5,374	7,315

NMGC Exhibit ECB-9
Page 10 of 13

New Mexico Gas Company, Inc.

EMERA Shared Service Costs

	Service Descriptions	Direct Costs Charged to NMGC		
		New Mexico Gas Linkage 1	New Mexico Gas Linkage 2	New Mexico Gas Future Test Year
Shared Services				
Executive Allocations	This is the total all in compensation (base salary, STIP, LTIP and fringe) for Emera officers. Allocation is determined by the MMM method.	230,782	692,345	942,374
External Financial Reporting	Review of external financial statements produced by affiliates (public filings on exchange commissions and/or with regulators) to ensure compliance with US GAAP, consistency between affiliates and implementation of new reporting standards.	1,069	1,085	1,115
External Financial Reporting - Overhead		555	604	642
Office of the CDO - Consulting	Direction on Affiliate digital strategy and its implications; Support of Affiliate IT leaders in the development and implementation of IT roadmaps; Formulation of an Emera-wide IT governance framework connecting strategy to IT capital planning; and Oversight of the implementation of the cyber security framework and playing a leadership role in cyber security governance. Oversee all ongoing activities related to the enterprise-wide development, implementation, maintenance of and adherence to, Emera's privacy and security policy and programs.	20,441	61,324	83,470

NMGC Exhibit ECB-9
Page 11 of 13

New Mexico Gas Company, Inc.

EMERA Shared Service Costs

	Service Descriptions	Direct Costs Charged to NMGC		
		New Mexico Gas Linkage 1	New Mexico Gas Linkage 2	New Mexico Gas Future Test Year
Shared Services				
Office of the CLO	General oversight responsibility for Corporate Services including Legal, Compliance, Audit Services, Corporate Security, Corporate Secretary, and Corporate Insurance. The CLO's primary focus of the role is oversight of the enterprise-wide legal and named assurance functions for Emera Inc. Similar to the CEO, a direct charge will be allocated when appropriate, including Board of Director and Decision Board fees. Legal leadership in corporate and special project matters as well as support to affiliates as required.	1,967	5,901	8,033
Office of the CLO - Overhead		795	2,385	3,247
Pension Administration	Overall administration of employee pension plans (for both DB and DC plans) including payroll contributions, retirement estimates and processing of employee retirements, pension year-end valuation data, employee annual pension statements, management of external service providers and consultants related to pensions	7,952	23,855	32,470
Treasury - Computershare	Computershare is the service provider for Emera's Employee Common Share Purchase plan. The transfer agent costs related to the ECSPP are allocated based on plan participants/affiliate.	3,396	10,188	13,868
Shareworks	This is a forward facing application software for management of LTIP awards, allocated by number of users.	10,847	11,473	12,031

NMGC Exhibit ECB-9
Page 12 of 13

New Mexico Gas Company, Inc.

EMERA Shared Service Costs

	Service Descriptions	Direct Costs Charged to NMGC		
		New Mexico Gas Linkage 1	New Mexico Gas Linkage 2	New Mexico Gas Future Test Year
Shared Services				
Corporate Sustainability	Smaller allocations to these affiliates as the more significant material impacts are connected to the largest affiliates, however, we do expect PGS and NMGC emissions, particularly Scope 3 emissions, to be material to Emera's financial disclosures to address future CSA requirements.	5,625	16,875	22,969
Total Allocation - Canadian Dollars	***Total Emera Cost to be Charged to Affiliates includes all services including those for which NMGC is not charged anything***	**1,431,505**	**2,159,949**	**2,576,799**
Total Allocation - US Dollars**	**** 1 US$ = 1.3 CD$**	**1,101,158**	**1,661,499**	**1,982,153**

NMGC Exhibit ECB-9
Page 13 of 13

NMGC Exhibit ECB-10

Instructions for Cost-of-Service Model

NEW MEXICO GAS COMPANY, INC.

Instructions for Working With and In the Cost of Service Functional Model

I. INTRODUCTION

The purpose of this document is to provide an overview of how to work within New Mexico Gas Company, Inc.'s ("NMGC" or the "Company") Cost of Service Model ("Cost of Service Model" or "COS Model" or "Model"). These instructions are broken down into eight sections:

I. Introduction

II. Instructions for Saving the Cost of Service Functional Model

III. General Instructions on the Models and Navigating in Excel

IV. Instructions and Notes on "NMGC Exhibit–3 – COS"

V. Instructions and Notes on "NMGC Exhibit–4 – Rate Base"

VI. Instructions and Notes on "NMGC Exhibit–5 – Operations Expenses"

VII. Testimony of NMGC Witness Buchanan's Exhibit List

VIII. Assistance

NMGC's COS Model consists of three Microsoft Excel ("Excel") workbooks titled:

- NMGC Exhibit ECB-3 – COS ("Exhibit 3"),
- NMGC Exhibit ECB-4 – Rate Base ("Exhibit 4"); and
- NMGC Exhibit ECB-5 – Operations Expenses ("Exhibit 5").

Each workbook consists of several Excel "tabs" (or "worksheets") which provide data and calculations to support the determination of the Company's Cost of Service ("COS"), its Revenue Deficiency

NEW MEXICO GAS COMPANY, INC.

Instructions for Working With and In the Cost of Service Functional Model

Amount ("RDA") and its Cost of Service Revenue Requirement ("Revenue Requirement"). The COS model also covers rate base and operations expenses from the Base Period through Future Test Year. Section VII, at the end of this document, provides a list of the worksheets within each workbook which collectively constitutes NMGC's Cost of Service Model (the "Model").

DEFINITIONS

Workbook – an entire Excel® file

Worksheet – shall mean an individual tab within an Excel® workbook

Linked workbook - an external Excel® workbook outside of the existing Excel® workbook

Linked worksheet - a worksheet within the existing Excel® workbook

WP – a Workpaper that supports or provides inputs to the Model

630 Schedule – a Worksheet required by the New Mexico Public Regulatory Commission ("Commission") in 17.10.630 NMAC. Further, this Worksheet supports or provides inputs to the Model.

II. INSTRUCTIONS FOR SAVING THE COST OF SERVICE FUNCTIONAL MODEL

Before working with the Model, the Model should be saved to a computer. The following instructions provide an overview of how to save the model to a computer:

1. Locate the 'thumb drive" Labeled "NMGC 2023 Rate Case Filing", Case No. 23-00255-UT, "Cost of Service Model" provided with the Company's rate case application.
2. Insert the "thumb drive" into computer USB port.

NEW MEXICO GAS COMPANY, INC.

Instructions for Working With and In the Cost of Service Functional Model

3. Open Windows Explorer and navigate to the USB port containing the "thumb drive".
4. Ensure the iterative calculations functionality within Excel is turned on. This can be accomplished by performing the following steps:
    a. Open a blank Excel workbook.
    b. Navigate to File in the toolbar
    c. Select Options,
    d. As shown below, select Formulas and check the boxes to Enable iterative calculations

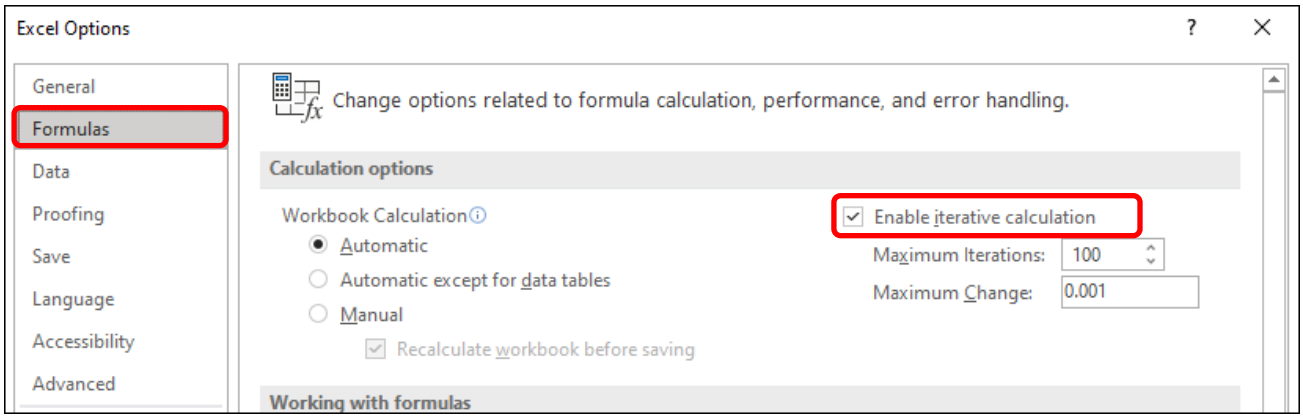

5. Open **<u>all three</u>** of the Excel files on the disc. We recommend you open the files in the following order: ECB-5, then ECB-3, then ECB-4. When each file opens, you will be prompted to enter a password.

NEW MEXICO GAS COMPANY, INC.

Instructions for Working With and In the Cost of Service Functional Model

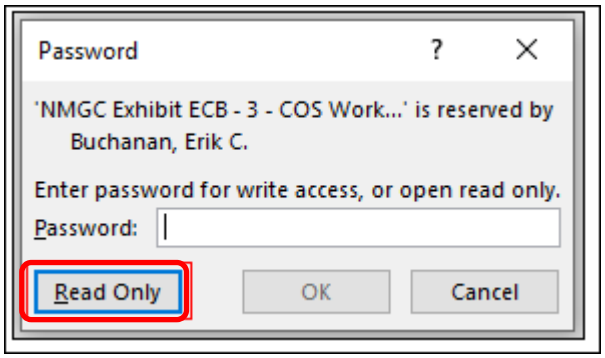

It is suggested that you click on "Read Only" to ensure the data integrity of the file is maintained. However, if you anticipate making changes, the password for all files is "Nmgc202#".

6. Upon opening the Excel files, you may be prompted to update the Excel files (shown below).

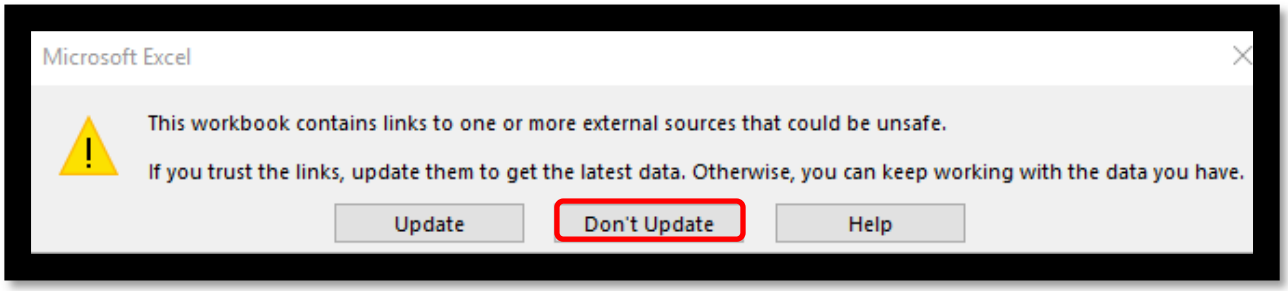

Since **all** Excel files will be opened as part of this step, click "Don't Update". The links will update automatically as the additional files are opened.

7. Designate a location (hard drive, system drive, etc.) to which to save each of the files. Click on "File" then "Save As" and save each file to your desired location.
8. If the files were opened as "Read Only" this will remove the password protection. If the Password was entered, then the password protection will stay intact, which means the user will

NEW MEXICO GAS COMPANY, INC.

Instructions for Working With and In the Cost of Service Functional Model

need to reenter the password (provided above) and click "No" to confirm you do not want to use the file in read-only format.

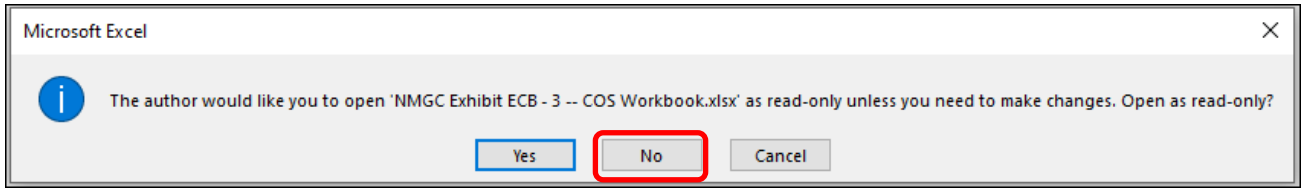

9. Depending on your settings in Microsoft Excel, you may also be prompted with a security warning indicating Automatic update of links has been disabled.

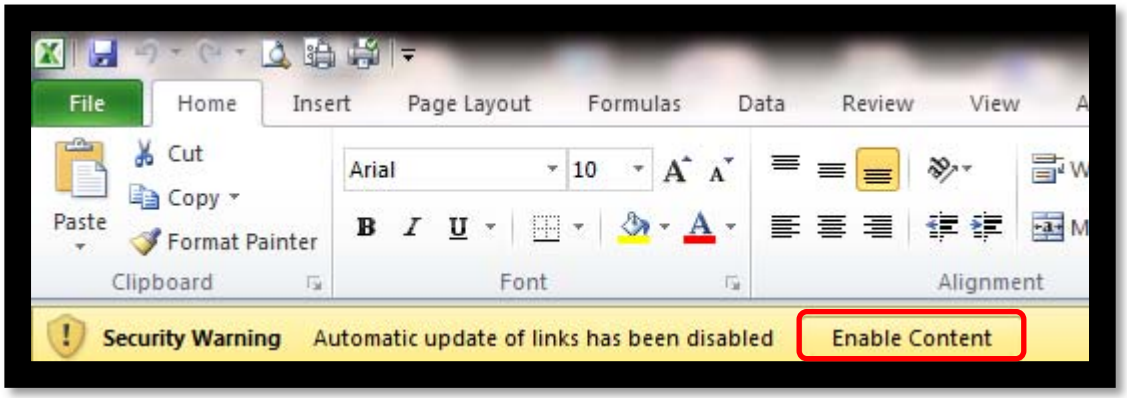

To ensure any changes made by the user to the Cost of Service Model are captured through the entire model, the user should select "Enable Content" when prompted.

10. After you click "Enable Content", there may be a pop-up window that says "We can't update some of the links in your workbook right now". The user should select "Continue".

NEW MEXICO GAS COMPANY, INC.

Instructions for Working With and In the Cost of Service Functional Model

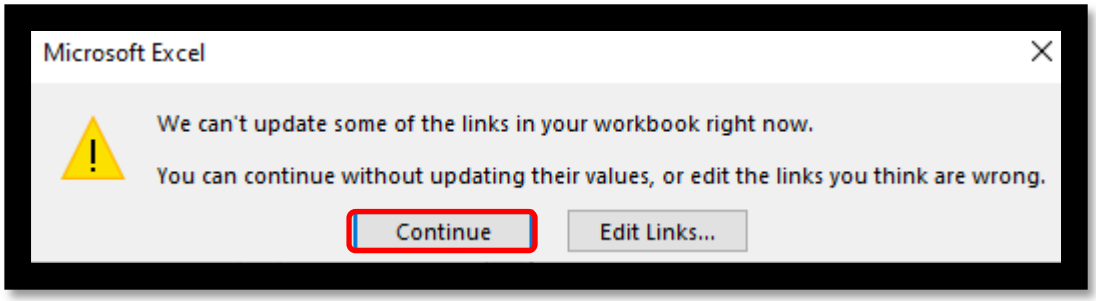

III. GENERAL INSTRUCTIONS ON THE MODELS AND NAVIGATING IN EXCEL

1. To ensure that any changes properly flow through the COS Model, all Excel workbooks—Exhibits 3, 4, and 5 — should be open while any data changes are being performed. As previously described, NMGC's COS Model consists of these three workbooks. These workbooks are linked, although there are several data points related to accumulated deferred income tax balances, income taxes, and the capital budget that are hard-coded.
2. Exhibit 3 contains the Company-calculated Cost of Revenue Requirement and RDA. This Exhibit pulls data from Exhibit 4 and Exhibit 5 and makes subsequent calculations within the COS Summary.
3. Exhibit 4 and Exhibit 5 are organized as follows: after the lead sheets, there are several tabs with names that include WP COS Inputs, which provide data directly to the COS Summary. After these COS Inputs tabs, there are Workpapers denoted as "WP" and 630 Schedules that are relevant for calculating the COS Inputs and the Revenue Requirement. The explanations for all "material changes", as that term is used in 17.1.3.17(A) NMAC, between the Adjusted Base Period and the Future Test Period are provided in Exhibit 4 in the tab denoted as "Notes", and in Exhibit 5 in the tab "WP 2 OM 630 Sched H1 OM Summary".

NEW MEXICO GAS COMPANY, INC.

Instructions for Working With and In the Cost of Service Functional Model

4. The "Lead Sheets" are shaded green; COS Inputs, blue; WP's, purple; 630 Schedules, gold.
5. In order to trace links from "COS Summary" or "630 Schedule A-5.1" in Exhibit 3 to either Exhibit 4 Rate Base or Exhibit 5 Operations Expense, press "Ctrl" + "[". This will take you directly to the linked number in the applicable worksheet or Excel file. Note: if a cell input has links to multiple cells, the then "Ctrl" + "[" shortcut will only take you to the first referenced linked cell.
6. In order to see how certain cells or groups of cells are affected by other cells, users can utilize Excel's "Trace Dependents" or "Trace Precedents" functions. These functions are in the Formulas menu in the Excel ribbon and allows users to trace the relationship between data points. Users should click on the cell they want to trace and then click the trace precedent or trace dependent button.
7. In addition, cells have been identified as being hard coded (no highlight), the result of formulas (grey highlight), Staff and Intervenor input cells (pink/salmon highlight), or cells that should not be adjusted because changes should not flow into the cost of service (for example, fuel costs shown in light blue highlight). All Base Period data provided is from the Company's books and records. However, there are instances of hard-coded cells in the Linkage and Test Periods. For example, certain tax data in Accumulated Deferred Income Taxes and Federal/State Income taxes are provided by NMGC Witness David Avellan and is hard- coded in the COS Model.
    a. Exhibit 5 uses an input sheet called "WP Inputs OM – Gen Tax" to escalate certain O&M expenses and use rates to make certain tax calculations; however, most of these

NEW MEXICO GAS COMPANY, INC.

Instructions for Working With and In the Cost of Service Functional Model

data points are hard-coded. If parties change the escalation factors or rates that are highlighted in orange in column D of this inputs tab, then these changes will flow through the COS Inputs tabs and would change the Revenue Requirement in the COS Summary. See "Instructions and Notes on NMGC Exhibit - 3 - COS" for further the discussions and guided advice on this.

8. Exhibit 4 and Exhibit 5 utilize Excel functions such as SUMIFS to efficiently link data between worksheets or summarize data by individual FERC accounts. For instance, in Exhibit ECB – 4 Rate Base, the Company uses SUMIFS to pull data from WP Plant 3 Gross Balances and summarize Gross Plant by FERC account in the Linkage and Test Periods. Parties should not change these functions because doing so would make the Model non-fully-functional.
9. Certain worksheets utilize the grouping function in Microsoft Excel. The purpose of using the grouping function is to group certain information that is required to ensure functionality, but which results in a voluminous amount of information to be shown in a Microsoft Excel workbook file. An outline is identified in Microsoft Excel with a "+" sign in the row or column. If the outline is expanded, this is identified as a "-" sign in the row or column. A user can expand or collapse the group outline when using the electronically filed cost of service functional model.
10. Certain files are of a considerable size and will potentially cause a computer that is running them to perform slower than normal. Unless a user is making modeling changes, it may be helpful if users turn the calculation option within the Microsoft Excel file to manual, which will increase the speed of navigating through the file. If the calculations are turned to manual,

NEW MEXICO GAS COMPANY, INC.

Instructions for Working With and In the Cost of Service Functional Model

the user must turn the calculations back to automatic once he/she is done navigating the workpaper. The options to change these settings in the Excel file are found under Formulas→Calculation Options. If the user is intending to make modeling changes, it is NOT suggested that the user perform this step.

11. The Model has been built using Office 365 Version 2307. NMGC is not able to verify whether the Model and its functionality will be impaired if a different version of Microsoft Excel is used.

IV. INSTRUCTIONS AND NOTES ON "NMGC EXHIBIT ECB - 3 - COS"

1. **Lead Sheet COS**: The first worksheet in Exhibit 3 COS entitled the "Lead Sheet COS" is a table of contents for the "COS Summary". This worksheet provides descriptions of the columns in the "COS Summary" worksheet and details the source for the major categories in Cost of Service Model.
2. **COS Summary**: The worksheet in blue titled "COS Summary" calculates the Revenue Requirement for each period and the RDA in the Test Period. The COS Model pulls data directly from the "COS Inputs" tab within Exhibits 4 and 5. In addition, the "COS Summary" tab pulls data from the 630 Schedules H-8, and H-9 through 12, which calculate tax expenses and tax-related regulatory assets/liabilities[1]. Within the COS Summary, there are a series of calculations to derive the Revenue Requirement and the RDA. The Cost of Service Revenue

[1] The tax calculations pulling from H-8 and H-12 and are not fully functional. Please refer to Company Witness Avellan's background on the tax items.

NEW MEXICO GAS COMPANY, INC.

Instructions for Working With and In the Cost of Service Functional Model

Requirement in row 476 is calculated as the Return on Rate Base + Total Operating Expenses + Federal and State Income Taxes + Revenue Credits + Revenue Tax – Fuel Related Expenses + Other Gas Supply Expenses[2]. The RDA is calculated as Future Test Year Expected Revenue (derived from NMGC Witness Lyons) less the Adjusted Test Year Cost of Service Revenue Requirement.

a. Base Period numbers in Column G of COS Summary are provided from the Company's books and records and included in the COS Summary.

b. Base Period Adjustments, Linkage 1, Linkage 2, and Future Test Year in columns H, K, L, and N, respectively are linked to "COS Inputs" worksheets in Exhibit 4 and 5. As discussed above, certain data is hard-coded.

c. Adjusted Base Period in Column I and Adjusted Test Year in Column P are the sum of each of the two previous columns to account for the adjustments (e.g. 13-month average adjustment).

d. Column R allows parties or Staff to make manual adjustments from NMGC's computed Adjusted Test Period without disrupting NMGC's proposed model and methodology. Parties can either insert values on worksheets that are linked to the "COS Inputs" tabs in Exhibit 4 Rate Base and Exhibit 5 Operations Expenses or manually adjust directly

[2] Other Gas Supply Expenses are added back to the Revenue Requirement because these are expenses incurred by NMGC for certain gas costs (e.g. Labor).

NEW MEXICO GAS COMPANY, INC.

Instructions for Working With and In the Cost of Service Functional Model

in column R[3]. Column S shows the net amount after applying the intervenor's adjustment.

i. Parties and Staff can make changes to inputs—such as changing the Cost of Equity rate in 630 Schedule A-5.4 Test or Labor escalations in NMGC Exhibit 5 Operations Expenses—however, these changes will flow directly through column P, where NMGC has computed the Revenue Requirement and the RDA using its proposed methodology. If parties choose to do this, then it is recommended that they save another version of Exhibit 3 with original data points intact or paste the Adjusted Test Year data points as values in another column (e.g. Column Z), so they can effectively compare the Revenue Requirement results. Alternatively, parties can see the effect of changes in the "Intervenor Change Summary" within NMGC Exhibit ECB-3.

3. **630 Schedules A-5 and G-3 Series**: The worksheets following COS Summary are the "Intervenor Change Summary," the "630 Schedules A-5 Series" and "630 Schedules G-3 Series" for Base, Linkage, and Test Periods. These worksheets serve as back-up files for the weighted-average cost of capital ("WACC") in each time period. These rates are used to calculate return on rate base in each time period.

[3] There are some data points that require parties to make manual adjustments in Column R. These include the non-fully-functioning items discussed in the Testimony of NMGC Witness Buchanan.

NEW MEXICO GAS COMPANY, INC.

Instructions for Working With and In the Cost of Service Functional Model

a. The Company provides a table in Schedule A-5.4 Test where parties can make adjustments to the WACC that will flow through Column S of COS Summary. Cell G22 flows into column S of COS Summary.

V. INSTRUCTIONS AND NOTES ON "NMGC EXHIBIT ECB–4 RATE BASE"

1. **Lead Sheet Rate Base:** The first worksheet in Exhibit 4 entitled the "Lead Sheet Rate Base" in green is a table of contents for the entire workbook. This worksheet provides hyperlinks to each of the tabs in the workbook, summarizes and outlines the purpose of each worksheet, and notes which worksheets the tabs provide information to and which worksheets the tabs require information from.
2. **WP Plant COS Inputs:** The second worksheet in blue provides inputs to the COS Summary for Net Plant in each period.
   a. The Net Plant Balances in Columns E through L are pulled from WP Plant 1 Net Plant Balances.
   b. Columns N and O show the variances between the Adjusted Base Period and the Adjusted Future Test Period.
   c. In Column Q, parties can make manual changes to Net Plant, which will flow through Column R of COS Summary. Because the Company has made Net Plant non-fully functional—*i.e.* parties cannot change the clearing schedule for specific capital projects or change depreciation rates for certain FERC accounts without submitting a data request or asking for assistance from the Company— it is advised that parties do not

NEW MEXICO GAS COMPANY, INC.

Instructions for Working With and In the Cost of Service Functional Model

make changes to the Company's current Plant calculations for the Adjusted Test Year in Column L and only make adjustments in Column Q.

d. In Column T, the Company has provided references to the corresponding WP or 630 Schedule.

3. **WP Depreciation COS Inputs:** The third worksheet in blue provides inputs to the COS Summary for Depreciation Expenses for each period.

   a. The depreciation expenses in Columns E through L are pulled from 630 Schedule H-7b.

   b. Columns N and O show the variances between the Adjusted Base Period and the Adjusted Future Test Period.

   c. In Column Q, parties can make manual changes to Depreciation expenses which will flow through Column R of COS Summary. Because the Company has made Depreciation non-fully-functional, it is advised that parties do not make changes to the Company's current Depreciations calculations for the Adjusted Test Year in column L and only make adjustments in Column Q.

   d. In Column T, the Company has provided references to the corresponding WP or 630 Schedule.

4. **WP Working Capital COS Inputs:** This worksheet provides inputs to the COS Summary for Working Capital.

   a. The balances in Columns B through I are pulled from 630 Schedules E (natural gas storage, materials and supplies, prepayments, and cash working capital).

NEW MEXICO GAS COMPANY, INC.

Instructions for Working With and In the Cost of Service Functional Model

b. Columns K and L show the variances between the Adjusted Base Period and the Adjusted Future Test Period.

c. In Column N, parties can make manual changes to the Working Capital Balances which will flow through Column R of COS Summary.

d. In Column Q, the Company has provided references to the corresponding WP or 630 Schedule.

5. **WP Other RB COS Inputs:** This worksheet provides inputs to the COS Summary for Other Rate Base Items as well as Other Allowable Expenses (Returns) in the O&M section and Revenue Credits section in COS Summary.

   a. The balances and expenses in Columns E through N are pulled from several tabs in Exhibit 4. Use the "Ctrl" + "[" or "Trace Precedents" functions in Excel to trace to the back-up data.

   b. Columns P and Q show the variances between the Adjusted Base Period and the Adjusted Test Period.

   c. In Column S, parties can make manual changes to the balances and expenses which will flow through Column R of COS Summary.

   d. In Column V, the Company has provided references to the corresponding WP or 630 Schedule.

6. **630 Schedules B-1, B-2, and B-3:** These worksheets show Gross Plant Balances for the Base, Adjusted Base, Linkage 1, Linkage 2, and Test Periods. The data for the Linkage and Test Periods are pulled from WP Plant 3 Gross Balance. The Test Period Adjustment is derived by

NEW MEXICO GAS COMPANY, INC.

Instructions for Working With and In the Cost of Service Functional Model

taking the 13-month average of Gross Plant from September 2024 to December September 2025 and subtracting the Gross Balance as of September 2025, which effectively creates a credit to Gross Plant. The Adjusted Test Period is the sum of the September 2025 Balance and this 13-Month adjustment.

7. **630 Schedule C-1, C-1.1:** These worksheets show the accumulated reserve for depreciation and amortization in the Base, Adjusted Base, Linkage 1, Linkage 2, and Test Periods. The data for the Linkage and Test Periods are pulled from WP Plant 6 Accum Res Balances. No adjustments were made to the accumulated reserve in the Test Period other than the adjustment to reflect a 13-month average.
8. **630 Schedule C-2 Depr Rates:** This worksheet shows the depreciation rates for the Base Period, Linkage Periods, and Future Test Year. The "Annual Depreciation Rates 2020" are the depreciation rates approved in NMGC 2019 Rate Case (19-00317-UT) and are applied to the Gross Balances in the base period to calculate depreciation expenses and the accumulated reserve activity and balances through August 2023. The "Annual Depreciation Rates 2023" are the depreciation rates provided in NMGC's updated depreciation study that was filed with the Commission on June 30, 2023, and are used to calculate depreciation expenses and accumulated reserve activity and balances starting in September 2023 and through the end of the Future Test Year.
9. **630 Schedule H7-b:** These worksheets show the Gross Plant and Depreciation Expenses for the Base, Adjusted Base, Linkage 1, Linkage 2, and Test Periods. As noted in worksheet 630 Schedule H-7b, the Base Period depreciation expense will not be consistent with the

NEW MEXICO GAS COMPANY, INC.

Instructions for Working With and In the Cost of Service Functional Model

depreciation expense in the Income Statement because the expenses accrued for certain expired rights-of-ways are recorded as a component of depreciation expense but are not included in H-7b. Further, the Company makes an adjustment to annualize Base Period depreciation expense in the Adjusted Base Period. There were no adjustments made to depreciation in the Test Period.

10. **WP Plant 1 Net Plant Balances:** This worksheet develops Net Plant Balances by subtracting Accumulated Reserve (in 630 Schedule C-1.1 Accum) from Gross Plant (in 630 Schedule B-3 Gross Plant) for each FERC account in each month. The Test Period adjusts for the 13-month average of Net Plant. There are no other test period adjustments to net plant balances.
11. **WP Plant 2 Clearings:** This worksheet has hard-coded values from the Company's planned capital additions, which reflect the Company's forecast of construction projects being placed in service, by FERC account.
12. **WP Plant 3 Gross Balances:** This worksheet has hard-coded values from the Company's projected Gross Balances by FERC account.
13. **WP Plant 4 Deprec Activity:** This worksheet has hard-coded values from the Company's projected Depreciation Expenses by FERC account.
14. **WP Plant 5 Depreciation Exp:** This worksheet develops monthly Depreciation Expenses for each FERC account in each month. The Future Test Year makes no adjustments.
15. **WP Plant 6 Accum Res Balances:** This worksheet has hard-coded values from the Company's projected accumulated reserve balances by FERC account.

NEW MEXICO GAS COMPANY, INC.

Instructions for Working With and In the Cost of Service Functional Model

16. **WP Plant 7 Williams:** This worksheet provides information specific to the "Williams Assets" and the related adjustments to adjust the return on these assets to a debt-only return as provided in NMPRC Case No. 12-00264-UT. The calculation of the debt-only return adjustment is linked to the weighted average cost of capital provided in NMGC Exhibit ECB-3 630 Schedules A-5 Series. The values for net plant are hard coded.
17. **630 Schedules E-1, E-2.1, E-2.2, E-4:** These worksheets are included as back-up data for the Company's Working Capital balances for the Base, Linkage, and Future Test Periods.
18. **630 Schedules H-7.1, and H-7.2:** These worksheets are included as back-up data for rights-of-way balances and related expenses for the Company's Other Rate Base Items for the Base, Linkage, and Future Test Periods.
19. **630 Schedules I-1, I-2, and I-3:** These worksheets are included as back-up data for the Company's Regulatory Assets and Liabilities, Other Allowable Expenses, and Revenue Credits for the Base, Linkage, and Future Test Periods.

VI. INSTRUCTIONS AND NOTES ON "NMGC EXHIBIT ECB–5 OPERATIONS EXPENSES"

1. **Lead Sheet Operations Expenses**: The first worksheet in Exhibit 5 entitled the "Lead Sheet Operations Expense" in green is a table of contents for the entire workbook. This worksheet provides hyperlinks to each of the tabs in the workbook, summarizes and outlines the purpose of each worksheet, and notes which worksheets the tabs provide information to and which worksheets the tabs require information from.

NEW MEXICO GAS COMPANY, INC.

Instructions for Working With and In the Cost of Service Functional Model

2. **WP OM COS Inputs**: This worksheet in blue provides inputs to the COS Summary for Operations Expenses in each period.
    a. The operations and maintenance ("O&M") expenses in Columns F through M are pulled from WP 2 OM 630 Sched H1 OM Summary.
    b. Columns O and P show the variances between the Adjusted Base Period and the Future Test Period.
    c. In Column R, parties can make manual changes to O&M expenses which will flow through Column S of COS Summary.
    d. In Column U, the Company has provided references to the corresponding WP or 630 Schedule.
3. **WP Gen Tax COS Inputs**: This worksheet in blue provides inputs to the COS Summary for General Taxes (i.e. Taxes other than income, or "TOTI") in each period.
    e. The tax expenses in Columns D through K are pulled from the workpapers ("WP") denoted as tax and from 630 Schedule H-8 in Exhibit 5.
    f. Columns M and N show the variances between the Adjusted Base Period and the Future Test Period.
    g. In Column P, parties can make manual changes to tax expenses which will flow through Column S of COS Summary.
    h. In Column S, the Company has provided references to the corresponding WP or 630 Schedule.

NEW MEXICO GAS COMPANY, INC.

Instructions for Working With and In the Cost of Service Functional Model

4. **WP 1 Inputs OM – Gen Tax**: As discussed in Section II, this worksheet is used to summarize the OM escalators and tax rates for Exhibit 5. In addition, this worksheet can be used to adjust the Company's vacancy and overtime assumptions by adjusting the values in cells D15 through D19. These inputs are hard coded in Excel. If a party were to change these inputs in Column D, then the COS Inputs would change in Exhibit 5.
5. **WP 2 OM 630 Sched H1 OM Summary**: This worksheet outlines and forecasts the O&M expenses by individual account in the Base, Linkage, and Future Test Periods.
    i. Column P summarizes the Company's O&M expenses in the Base Period. This a formula summing hard-coded Base Period data.
    j. Column Q shows the adjustments to the Base Period. See WP OM 3 Base Period Adjustments for further details.
    k. Column R is the Adjusted Base Period, which is the sum of Column P and Column Q.
    l. Column S removes the amounts that will not be escalated by the standard escalation rates detailed in WP 1 Inputs OM – Gen Tax (e.g. 3.93% escalator) in Linkage 1. Instead, these amounts are separately forecasted in WP 4 OM Separately Forecasted.
    m. Column T shows the net amount of the Adjusted Base Period plus the amounts removed in order to be separately forecasted.
    n. Column U forecasts Column T using the 3.93% escalator.
    o. Column V shows the separately forecasted line items that have been separately forecasted for Linkage 1.

NEW MEXICO GAS COMPANY, INC.

Instructions for Working With and In the Cost of Service Functional Model

p. Column W is the sum of O&M escalated at 3.93% in column U and the separately forecasted amounts in Column V.

q. Column X escalates the amounts in Column U by 1.62%[4].

r. Column Y shows the Linkage 2 amounts for the separately forecasted line items. More detail can be found in WP 4 OM Separately Forecasted.

s. Column Z is the sum of O&M escalated at 1.62% in column X and the separately forecasted amounts in Column Y.

t. Column AA escalates the amounts in Column X by 2.9%.

u. Column AB shows the Future Test Period amounts for the separately forecasted line items. More detail can be found in WP 4 OM Separately Forecasted.

v. Column AC is the sum of O&M escalated at 2.9% in column AA and the separately forecasted amounts in Column AB.

w. No adjustments are made to the Test Period after modeling this forecast in AC.

2. **WP OM 3 Base Period Adjustments**: This worksheet develops the Base Period Adjustments for WP 2 OM 630 Sched H1 OM Summary. Column U is ultimately brought into WP 2.

3. **WP OM 4 Separately Forecasted**: This worksheet provides for the Separately Forecasted columns and associated line items for WP 2 OM 630 Sched H1 OM Summary for the Adjusted Base, Linkage and Future Test Periods.

[4] Because Linkage 1 and Linkage 2 overlap from 10/1/2023 to 3/31/2024, we only escalate Linkage 2 items by half of the annual escalation factor for related calendar years. By using this method, we effectively achieve our desired compounded annual growth rate ("CAGR") over an 18-month time period (i.e. 3/31/2023 – 10/31/2024)

NEW MEXICO GAS COMPANY, INC.

Instructions for Working With and In the Cost of Service Functional Model

4. **630 Schedule H-1.1 Summary**: This worksheet is a summary of WP 2 OM 630 Sched H1 OM Summary for the Base, Linkage and Future Test Periods by FERC account and provides monthly data for the Base Period.
5. **630 Schedule H-1.2 BaseLink 1 2**: This worksheet is a summary of WP 2 OM 630 Sched H1 OM Summary for the Base Period by FERC account and provides monthly data for the Linkage Periods.
6. **630 Schedule H-1.3 Test**: This worksheet is a summary of WP 2 OM 630 Sched H1 OM Summary for the Linkage Periods by FERC account and provides monthly data for the Future Test Period
7. **WP OM 5 630 Schedule H-4 Labor**: This worksheet outlines and forecasts the labor expenses by individual account in the Base, Linkage, and Test Periods. The Base Period is adjusted by annualizing the Base Period using a 5.5% factor from WP 1 Inputs OM – Gen Tax, by adding an adjustment for vacancies, and by removing severances and intercompany labor that is included as part of shared services charges. The Linkage 1 Period is adjusted by annualizing the Adjusted Base Period labor using a 1. 75% factor from WP 1 Inputs OM – Gen Tax. Linkage 2 is adjusted by annualizing Linkage Period 1 labor using a 1.72% factor from WP 1 Inputs OM – Gen Tax. The Future Test Period is adjusted by using a 11.23% factor from WP 1 Inputs OM – Gen Tax and by adding new headcount for additional positions being requested in this case.

NEW MEXICO GAS COMPANY, INC.

Instructions for Working With and In the Cost of Service Functional Model

8. **630 Schedules H-4.1, H-4.2, H-4.3, and H-4.4:** These workpapers provide additional information related to compensation and benefits for the Base, Adjusted Base, Linkage and Future Test Periods.
9. **WP OM 6 Incentive Comp**: This worksheet develops the Incentive Compensation expenses for the Base, Linkage and Future Test Periods.
10. **WP 7 OM 401K**: This worksheet develops the 401k expenses for the Base, Linkage and Future Test Periods.
11. **WP 2 GT Property Tax**: This worksheet develops the New Mexico and Native American Possessory Interest Taxes expenses for the Base, Linkage and Test Periods.
    a. Because the Company's property taxes are paid out on a year-lag of Net Plant-in-Service ("Net Plant"), the monthly property tax amounts are calculated using Net Plant from December 31 of the prior year. For instance, the property taxes calculated in 2024 use Net Plant as of December 31, 2023 to develop the expense.
    b. In order to split the expenses between the two entities, the Company developed a tax allocation, where 95% of Net Plant would be allocated to New Mexico taxes and 5% of Net Plant would be allocated to Native American Possessory Interest Taxes.
    c. The Company also developed a composite tax rate for both New Mexico and Native American Possessory Interest Taxes.
    d. New Mexico property taxes are calculated by dividing Net Plant by three, effectively applying a 66% discount on Plant, because New Mexico taxable property values are assessed on a discount for property tax purposes.

NEW MEXICO GAS COMPANY, INC.

Instructions for Working With and In the Cost of Service Functional Model

e. Native American Possessory Interest Taxes are calculated using the full value of Plant (albeit on a one-year lag).

f. The Total Property Taxes are a sum of Native American Possessory Interest Taxes and New Mexico property taxes.

12. **WP 3 Payroll Tax:** This worksheet develops the payroll tax expenses for the Base, Linkage, and Future Test Periods.

13. **WP GT 4 Misc Taxes**: This worksheet develops the Federal Pipeline Tax, Federal Excise Tax, Other General Tax, and Commission expenses for the Base, Linkage and Future Test Periods.

14. **630 Schedule H-8, 8.3, 8.4**: These worksheets serve as back-up data for the tax expenses.

VII. ECB EXHIBIT LIST

Exhibit: NMGC Exhibit ECB - 3 – COS	
Order	Worksheets
1	Lead Sheet COS
2	COS Summary
3	Intervenor Change Summary
4	630 Schedule A5.1 - Base
5	630 Schedule A5.2 - Link 1
6	630 Schedule A5.3 - Link 2
7	630 Schedule A5.4 - Test
8	630 Schedule G-3.1 - Base

NEW MEXICO GAS COMPANY, INC.

Instructions for Working With and In the Cost of Service Functional Model

9	630 Schedule G-3.2 - Link 1
10	630 Schedule G-3.3 - Link 2
11	630 Schedule G-3.4 - Test

Exhibit: NMGC Exhibit ECB - 4 – Rate Base	
Order	Worksheets
1	Lead Sheet Rate Base
2	WP Plant COS Inputs
3	WP Depreciation COS Inputs
4	WP Working Capital COS Inputs
5	WP Other RB COS Inputs
6	630 Schedule B-1 Gross Plant
7	630 Schedule B-2 Gross Plant
8	630 Schedule B-3 Gross Plant
9	B-3 Notes
10	630 Schedule C-1 Accum
11	630 Schedule C-1.1 Accum
12	630 Schedule C-1.1 Notes
13	630 Schedule C-2 Depr Rates
14	630 Schedule H-7b
15	630 Schedule H-7b Notes

NEW MEXICO GAS COMPANY, INC.

Instructions for Working With and In the Cost of Service Functional Model

16	WP Plant 1 Net Plant Balances
17	WP Plant 2 Clearings
18	WP Plant 3 Gross Balances
19	WP Plant 4 Deprec Activity
20	WP Plant 5 Depreciation Exp
21	WP Plant 6 Accum Res Balances
22	WP Plant 7 Williams
23	630 Schedule E-1 CWC
24	630 Schedule E-2.1 M&S
25	630 Schedule E-2.2 Prepaid
26	630 Schedule E-4 Storage
27	630 Schedule H-7.1 Dist ROW
28	630 Schedule H-7.2 Trans ROW
29	630 Schedule I-1 Balance Sheet
30	630 Schedule I-1.1 Rate Case Exp
31	630 Schedule I-1.2 I&D
32	630 Schedule I-1.3 Cust Dep
33	630 Schedule I-1.4 ARO
34	630 Schedule I-1.5 IMP
35	630 Schedule I-1.6 COVID
36	630 Schedule I-1.7 Hansen CIS

NEW MEXICO GAS COMPANY, INC.

Instructions for Working With and In the Cost of Service Functional Model

37	630 Schedule I-1.8 Legal
38	630 Schedule I-2 Income State
39	630 Schedule I-3 Cash Flow

NEW MEXICO GAS COMPANY, INC.

Instructions for Working With and In the Cost of Service Functional Model

Exhibit: NMGC Exhibit ECB - 5 – Operations Expense	
Order	Worksheets
1	Lead Sheet Operations Expense
2	WP OM COS Inputs
3	WP Gen Tax COS Inputs
4	WP 1 Inputs OM - Gen Tax
5	WP 2 OM 630 Sched H1 OM Summary
6	WP 3 OM Base Period Adjustments
7	WP 4 OM Separately Forecasted
8	630 Schedule H-1.1 Summary
9	630 Schedule H-1.2 BaseLink 1 2
10	630 Schedule H-1.3 Test Period
11	WP OM 5 630 Schedule H-4 Labor
12	630 Schedule H-4.1
13	630 Schedule H-4.2
14	630 Schedule H-4.3
15	630 Schedule H-4.4
16	WP 6 OM Incentive Comp
17	WP 7 OM 401K
18	WP 2 GT Property Tax

NEW MEXICO GAS COMPANY, INC.

Instructions for Working With and In the Cost of Service Functional Model

19	WP 3 GT Payroll Tax
20	WP 4 GT Misc Taxes
21	630 Schedule H-8
22	630 Schedule H-8.3
23	630 Schedule H-8.4 Payroll Rate

VII. ASSISTANCE

NMGC is prepared to assist the parties with the review and use of the fully functional Model. The Company will provide training sessions on the Model to the parties to this proceeding on how the Model works, how suggested changes can be reflected in the Model, and address any questions/issues as they pertain to the fully-functional Model.

BEFORE THE NEW MEXICO PUBLIC REGULATION COMMISSION

IN THE MATTER OF THE APPLICATION	**)**	
OF NEW MEXICO GAS COMPANY, INC.	**)**	
FOR APPROVAL OF REVISIONS TO ITS	**)**	
RATES, RULES, AND CHARGES PURSUANT	**)**	**Case No. 23-00255-UT**
TO ADVICE NOTICE NO. 96	**)**	
	)	
NEW MEXICO GAS COMPANY, INC.	**)**	
	)	
Applicant.	**)**	

ELECTRONICALLY SUBMITTED AFFIRMATION OF ERIK C. BUCHANAN

STATE OF NEW MEXICO)
)ss.
COUNTY OF BERNALILLO)

In accordance with 1.2.2.10(E) NMAC, Erik C. Buchanan, Vice President of Finance for New Mexico Gas Company, Inc., upon being duly sworn according to law, under oath, deposes and states under penalty of perjury under the laws of the State of New Mexico: I have read the foregoing Direct Testimony and Exhibits, and they are true and accurate based on my personal knowledge and belief.

SIGNED this 14th day of September 2023.

/s/ Erik C. Buchanan
Erik C. Buchanan
Vice President, Finance
New Mexico Gas Company, Inc.